

Average RPI Win: 53		WON-LOST RECORD		WINNING PCT. RANK		LAST 10 GAMES		STRENGTH OF SCHEDULE		OPP. STRENGTH OF SCHEDULE		TEAM RPI		ADJ RPI		CONF. RPI		ADJ CONF. RPI	
DIV. I ONLY		11-1-3		.83333 14		6-0-3		5		2		2		.70959 1		1		1	
DIV. I NON-CONF.		7-1-0		.875 15		2-0-0		27		8		7		.6765 7		1		1	
TOTALS		RPI 1-25		RPI 26-50		W-L RECORDS		RPI 51-100		RPI 101-150		RPI 150+							
11-1-3		5-0-1		2-0-2		OVERALL		2-1-0		2-0-0		0-0-0							
4-1-1		3-0-0		0-0-1		HOME		0-1-0		1-0-0		0-0-0							
5-0-2		2-0-1		2-0-1		AWAY		1-0-0		0-0-0		0-0-0							
2-0-0		0-0-0		0-0-0		NEUTRAL		1-0-0		1-0-0		0-0-0							
7-1-0		2-0-0		1-0-0		NON-CONFERENCE		2-1-0		2-0-0		0-0-0							
1-1-0		0-0-0		0-0-0		HOME		0-1-0		1-0-0		0-0-0							
4-0-0		2-0-0		1-0-		AWAY		1-0-0		0-0-0		0-0-0							
2-0-0		0-0-0		0-0-0		NEUTRAL		1-0-0		1-0-0		0-0-0							
4-0-3		3-0-1		1-0-2		CONFERENCE		0-0-0		0-0-0		0-0-0							
3-0-1		3-0-0		0-0-1		HOME		0-0-0		0-0-0		0-0-0							
1-0-2		0-0-1		1-0-1		AWAY		0-0-0		0-0-0		0-0-0							
0-0-0		0-0-0		0-0-0		NEUTRAL		0-0-0		0-0-0		0-0-0							
RPI	S	Opponent		Score		RPI	S	Opponent		Score		RPI	S	Opponent		Score			
6	A	North Carolina		0 0		27	H	Virginia Tech		0 0		63	H	Connecticut		1 2			
7	H	Virginia		2 0		28	A	Maryland		0 0		66	A	UNC Greensboro		5 0			
12	H	Miami (FL)		4 1		36	A	North Carolina St.		2 1		77	N	Nebraska		2 1			
14	H	Florida St.		2 0		39	A	South Carolina		2 0									
20	A	UCF		1 0															
22	A	Auburn		4 1															
LAST 10 GAMES																			
6	A	North Carolina		0 0		36	A	North Carolina St.		2 1									
28	A	Maryland		0 0		39	A	South Carolina		2 0									
7	H	Virginia		2 0		14	H	Florida St.		2 0									
27	H	Virginia Tech		0 0		77	N	Nebraska		2 1									
12	H	Miami (FL)		4 1		141	N	Loyola Maryland		3 0									

Non-Div. I Games:

Wake Forest

Average RPI Win:	78	WON-LOST	WINNING	LAST 10	STRENGTH OF	OPP. STRENGTH	TEAM	ADJ	CONF.	ADJ CONF.		
Average RPI Loss:	0	RECORD	PCT. RANK	GAMES	SCHEDULE	OF SCHEDULE	RPI	RPI	RPI	RPI		
DIV. I ONLY		14-0-1	.96667	3	9-0-0	37	8	3	.70341	2	4	4
DIV. I NON-CONF.		8-0-1	.94444	5	3-0-0	16	14	2	.71419	2	4	4
<hr/>												
TOTALS	RPI 1-25	RPI 26-50		W-L RECORDS		RPI 51-100		RPI 101-150		RPI 150+		
14-0-1	3-0-0	4-0-1		OVERALL		3-0-0		1-0-0		3-0-0		
8-0-0	2-0-0	2-0-0		HOME		0-0-0		1-0-0		3-0-0		
6-0-1	1-0-0	2-0-1		AWAY		3-0-0		0-0-0		0-0-0		
0-0-0	0-0-0	0-0-0		NEUTRAL		0-0-0		0-0-0		0-0-0		
8-0-1	2-0-0	3-0-1		NON-CONFERENCE		1-0-0		0-0-0		2-0-0		
5-0-0	1-0-0	2-0-0		HOME		0-0-0		0-0-0		2-0-0		
3-0-1	1-0-0	1-1-		AWAY		1-0-0		0-0-0		0-0-0		
0-0-0	0-0-0	0-0-0		NEUTRAL		0-0-0		0-0-0		0-0-0		
6-0-0	1-0-0	1-0-0		CONFERENCE		2-0-0		1-0-0		1-0-0		
3-0-0	1-0-0	0-0-0		HOME		0-0-0		1-0-0		1-0-0		
3-0-0	0-0-0	1-0-0		AWAY		2-0-0		0-0-0		0-0-0		
0-0-0	0-0-0	0-0-0		NEUTRAL		0-0-0		0-0-0		0-0-0		
RPI	S	Opponent	Score	RPI	S	Opponent	Score	RPI	S	Opponent	Score	
3	H	UCLA	4 1	28	A	Maryland	0 0	53	A	Portland	2 0	
13	H	Penn St.	4 0	31	A	Washington St.	1 0	68	A	Washington	1 0	
24	A	Santa Clara	2 0	35	H	UC Irvine	2 0	98	A	Arizona St.	3 1	
				37	H	Notre Dame	2 1					
				42	A	Georgetown	4 1					
<hr/>												
				LAST 10 GAMES								
				98 A Arizona St.				195 H Arizona				
				3 H UCLA				24 A Santa Clara				
				112 H Southern California				53 A Portland				
				68 A Washington				35 H UC Irvine				
				31 A Washington St.				37 H Notre Dame				

Non-Div. I Games:

Stanford

Average RPI Win:	71	WON-LOST RECORD	WINNING PCT. RANK	LAST 10 GAMES	STRENGTH OF SCHEDULE	OPP. STRENGTH OF SCHEDULE	TEAM RPI	ADJ RPI	CONF. RPI	ADJ CONF. RPI		
Average RPI Loss:	2											
DIV. I ONLY		10-1-3	.82143	17	6-1-2	1	23	1	.7032	3	4	4
DIV. I NON-CONF.		7-0-1	.9375	7	3-0-0	6	22	1	.72015	1	4	4
<hr/>												
TOTALS	RPI 1-25	RPI 26-50		W-L RECORDS		RPI 51-100		RPI 101-150		RPI 150+		
10-1-3	2-1-2	0-0-1		OVERALL		7-0-0		1-0-0		0-0-0		
6-0-0	0-0-0	0-0-0		HOME		5-0-0		1-0-0		0-0-0		
3-1-3	1-1-2	0-0-1		AWAY		2-0-0		0-0-0		0-0-0		
1-0-0	1-0-0	0-0-0		NEUTRAL		0-0-0		0-0-0		0-0-0		
7-0-1	2-0-1	0-0-0		NON-CONFERENCE		5-0-0		0-0-0		0-0-0		
3-0-0	0-0-0	0-0-0		HOME		3-0-0		0-0-0		0-0-0		
3-0-1	1-0-1	0-0-		AWAY		2-0-0		0-0-0		0-0-0		
1-0-0	1-0-0	0-0-0		NEUTRAL		0-0-0		0-0-0		0-0-0		
3-1-2	0-1-1	0-0-1		CONFERENCE		2-0-0		1-0-0		0-0-0		
3-0-0	0-0-0	0-0-0		HOME		2-0-0		1-0-0		0-0-0		
0-1-2	0-1-1	0-0-1		AWAY		0-0-0		0-0-0		0-0-0		
0-0-0	0-0-0	0-0-0		NEUTRAL		0-0-0		0-0-0		0-0-0		
RPI S	Opponent	Score		RPI S	Opponent	Score		RPI S	Opponent	Score		
2 A	Stanford	1	4	31 A	Washington St.	0	0	58 H	Oregon St.	1	0	
5 N	Florida	2	0					68 H	Washington	1	0	
9 A	Pepperdine	1	1					76 H	SMU	1	0	
23 A	California	0	0					82 A	Loyola Marymount	3	1	
25 A	Tennessee	2	1					86 H	Rutgers	1	0	
								87 A	Cal St. Northridge	2	0	
								99 H	Fresno St.	4	1	
LAST 10 GAMES												
	31 A Washington St.	0	0		68 H Washington	1	0					
	2 A Stanford	1	4		82 A Loyola Marymount	3	1					
	23 A California	0	0		99 H Fresno St.	4	1					
	58 H Oregon St.	1	0		76 H SMU	1	0					
	124 H Oregon	1	0		86 H Rutgers	1	0					

Non-Div. I Games:

UCLA

Duke				Through Games Of Oct. 16, 2011											
Average RPI Win:	63	WON-LOST RECORD	WINNING PCT. RANK	LAST 10 GAMES	STRENGTH OF SCHEDULE	OPP. STRENGTH OF SCHEDULE	TEAM RPI	ADJ RPI	CONF. RPI	ADJ CONF. RPI					
DIV. I ONLY		13-2-1	.84375	12	7-1-1	9	4	4	.69867	4	1	1			
DIV. I NON-CONF.		8-1-0	.88889	10	2-0-0	28	7	5	.67842	5	1	1			
TOTALS		RPI 1-25	RPI 26-50		W-L RECORDS		RPI 51-100		RPI 101-150		RPI 150+				
13-2-1		4-2-1	3-0-0		OVERALL		2-0-0		4-0-0		0-0-0				
8-0-1		3-0-1	2-0-0		HOME		2-0-0		1-0-0		0-0-0				
2-2-0		1-2-0	0-0-0		AWAY		0-0-0		1-0-0		0-0-0				
3-0-0		0-0-0	1-0-0		NEUTRAL		0-0-0		2-0-0		0-0-0				
8-1-0		1-1-0	2-0-0		NON-CONFERENCE		2-0-0		3-0-0		0-0-0				
5-0-0		1-0-0	1-0-0		HOME		2-0-0		1-0-0		0-0-0				
0-1-0		0-1-0	0-0-		AWAY		0-0-0		0-0-0		0-0-0				
3-0-0		0-0-0	1-0-0		NEUTRAL		0-0-0		2-0-0		0-0-0				
5-1-1		3-1-1	1-0-0		CONFERENCE		0-0-0		1-0-0		0-0-0				
3-0-1		2-0-1	1-0-0		HOME		0-0-0		0-0-0		0-0-0				
2-1-0		1-1-0	0-0-0		AWAY		0-0-0		1-0-0		0-0-0				
0-0-0		0-0-0	0-0-0		NEUTRAL		0-0-0		0-0-0		0-0-0				
RPI	S	Opponent	Score	RPI	S	Opponent	Score	RPI	S	Opponent	Score	RPI	S	Opponent	Score
6	A	North Carolina	0 1	27	H	Virginia Tech	1 0	66	H	UNC Greensboro	2 0	101	H	Col. of Charleston	3 0
7	H	Virginia	0 0	37	N	Notre Dame	3 1	94	H	Army	2 0	128	A	Clemson	2 0
12	H	Miami (FL)	3 0	39	H	South Carolina	2 0					130	N	Ole Miss	1 0
14	H	Florida St.	2 1									137	N	Houston	2 0
18	A	Boston College	1 0												
19	H	Texas A&M	7 2												
22	A	Auburn	0 1												
LAST 10 GAMES															
6	A	North Carolina	0 1	12	H	Miami (FL)	3 0								
18	A	Boston College	1 0	14	H	Florida St.	2 1								
27	H	Virginia Tech	1 0	101	H	Col. of Charleston	3 0								
7	H	Virginia	0 0	66	H	UNC Greensboro	2 0								
128	A	Clemson	2 0	19	H	Texas A&M	7 2								

Non-Div. I Games:

Duke

Average RPI Win: 47		WON-LOST	WINNING	LAST 10	STRENGTH OF		OPP. STRENGTH	TEAM	ADJ	CONF.	ADJ CONF.
Average RPI Loss: 47		RECORD	PCT. RANK	GAMES	SCHEDULE		OF SCHEDULE	RPI	RPI	RPI	RPI
DIV. I ONLY		13-4-0	.76471	25	8-2-0		7	3	7	.68697	5
DIV. I NON-CONF.		7-2-0	.77778	36	2-0-0		4	2	3	.70833	3
TOTALS		RPI 1-25	RPI 26-50		W-L RECORDS		RPI 51-100		RPI 101-150		RPI 150+
13-4-0		4-3-0	4-0-0		OVERALL		4-0-0		1-1-0		0-0-0
6-1-0		2-1-0	2-0-0		HOME		2-0-0		0-0-0		0-0-0
6-2-0		1-1-0	2-0-0		AWAY		2-0-0		1-1-0		0-0-0
1-1-0		1-1-0	0-0-0		NEUTRAL		0-0-0		0-0-0		0-0-0
7-2-0		2-2-0	2-0-0		NON-CONFERENCE		3-0-0		0-0-0		0-0-0
2-1-0		0-1-0	1-0-0		HOME		1-0-0		0-0-0		0-0-0
4-0-0		1-0-0	1-0-		AWAY		2-0-0		0-0-0		0-0-0
1-1-0		1-1-0	0-0-0		NEUTRAL		0-0-0		0-0-0		0-0-0
6-2-0		2-1-0	2-0-0		CONFERENCE		1-0-0		1-1-0		0-0-0
4-0-0		2-0-0	1-0-0		HOME		1-0-0		0-0-0		0-0-0
2-2-0		0-1-0	1-0-0		AWAY		0-0-0		1-1-0		0-0-0
0-0-0		0-0-0	0-0-0		NEUTRAL		0-0-0		0-0-0		0-0-0
RPI S	Opponent	Score		RPI S	Opponent	Score		RPI S	Opponent	Score	
3 N	UCLA	0	2	29 A	Kansas	7	2	59 A	Missouri	2	0
12 A	Miami (FL)	2	0	32 A	Georgia	1	0	61 H	Fla. Gulf Coast	5	0
14 H	Florida St.	2	3	43 H	Vanderbilt	2	0	67 A	FIU	2	0
15 H	Kentucky	3	0	50 H	Texas Tech	3	0	78 H	Alabama	4	1
19 N	Texas A&M	3	2								
22 H	Auburn	3	2								
25 A	Tennessee	2	4								
				LAST 10 GAMES							
				145 A	Mississippi St.	0	1	43 H	Vanderbilt	2	0
				130 A	Ole Miss	2	0	25 A	Tennessee	2	4
				78 H	Alabama	4	1	32 A	Georgia	1	0
				22 H	Auburn	3	2	29 A	Kansas	7	2
				15 H	Kentucky	3	0	59 A	Missouri	2	0

Non-Div. I Games:

Florida

Average RPI Win:		56	WON-LOST		WINNING		LAST 10		STRENGTH OF		OPP. STRENGTH		TEAM		ADJ		CONF.		ADJ CONF.	
Average RPI Loss:		13	RECORD		PCT. RANK		GAMES		SCHEDULE		OF SCHEDULE		RPI		RPI		RPI		RPI	
DIV. I ONLY			10-2-1		.80769		20		7-2-1		17		1		5		.68273		6	
DIV. I NON-CONF.			5-1-0		.83333		26		2-1-0		104		1		23		.63273		23	
TOTALS		RPI 1-25		RPI 26-50		W-L RECORDS		RPI 51-100		RPI 101-150		RPI 150+								
10-2-1		3-2-1		2-0-0		OVERALL		3-0-0		2-0-0		0-0-0								
5-1-1		1-1-1		2-0-0		HOME		0-0-0		2-0-0		0-0-0								
4-0-0		2-0-0		0-0-0		AWAY		2-0-0		0-0-0		0-0-0								
1-1-0		0-1-0		0-0-0		NEUTRAL		1-0-0		0-0-0		0-0-0								
5-1-0		0-1-0		1-0-0		NON-CONFERENCE		3-0-0		1-0-0		0-0-0								
2-0-0		0-0-0		1-0-0		HOME		0-0-0		1-0-0		0-0-0								
2-0-0		0-0-0		0-0-		AWAY		2-0-0		0-0-0		0-0-0								
1-1-0		0-1-0		0-0-0		NEUTRAL		1-0-0		0-0-0		0-0-0								
5-1-1		3-1-1		1-0-0		CONFERENCE		0-0-0		1-0-0		0-0-0								
3-1-1		1-1-1		1-0-0		HOME		0-0-0		1-0-0		0-0-0								
2-0-0		2-0-0		0-0-0		AWAY		0-0-0		0-0-0		0-0-0								
0-0-0		0-0-0		0-0-0		NEUTRAL		0-0-0		0-0-0		0-0-0								
RPI	S	Opponent		Score		RPI	S	Opponent		Score		RPI	S	Opponent		Score				
1	H	Wake Forest		0	0	36	H	North Carolina St.		5	1	52	A	Ohio St.		3	0			
4	H	Duke		1	0	37	H	Notre Dame		2	1	66	N	UNC Greensboro		2	0			
7	H	Virginia		0	1							77	A	Nebraska		2	1			
12	A	Miami (FL)		4	1															
14	A	Florida St.		2	0															
19	N	Texas A&M		3	4															
LAST 10 GAMES																				
1	H	Wake Forest		0	0	7	H	Virginia		0	1									
4	H	Duke		1	0	36	H	North Carolina St.		5	1									
128	H	Clemson		2	0	19	N	Texas A&M		3	4									
12	A	Miami (FL)		4	1	66	N	UNC Greensboro		2	0									
14	A	Florida St.		2	0	52	A	Ohio St.		3	0									

Non-Div. I Games:

North Carolina

Average RPI Win: 77		WON-LOST	WINNING	LAST 10	STRENGTH OF		OPP. STRENGTH	TEAM	ADJ	CONF.	ADJ CONF.
Average RPI Loss: 11		RECORD	PCT. RANK	GAMES	SCHEDULE		OF SCHEDULE	RPI	RPI	RPI	RPI
DIV. I ONLY		11-3-2	.75	27	5-3-1		4	7	6	.68173	7
DIV. I NON-CONF.		6-1-1	.8125	30	0-1-0		23	29	12	.6587	12
TOTALS		RPI 1-25	RPI 26-50		W-L RECORDS		RPI 51-100		RPI 101-150		RPI 150+
11-3-2		2-3-1	3-0-1		OVERALL		3-0-0		1-0-0		2-0-0
9-1-1		1-1-0	2-0-1		HOME		3-0-0		1-0-0		2-0-0
2-2-1		1-2-1	1-0-0		AWAY		0-0-0		0-0-0		0-0-0
0-0-0		0-0-0	0-0-0		NEUTRAL		0-0-0		0-0-0		0-0-0
6-1-1		0-1-0	1-0-1		NON-CONFERENCE		3-0-0		0-0-0		2-0-0
6-1-1		0-1-0	1-0-1		HOME		3-0-0		0-0-0		2-0-0
0-0-0		0-0-0	0-0-		AWAY		0-0-0		0-0-0		0-0-0
0-0-0		0-0-0	0-0-0		NEUTRAL		0-0-0		0-0-0		0-0-0
5-2-1		2-2-1	2-0-0		CONFERENCE		0-0-0		1-0-0		0-0-0
3-0-0		1-0-0	1-0-0		HOME		0-0-0		1-0-0		0-0-0
2-2-1		1-2-1	1-0-0		AWAY		0-0-0		0-0-0		0-0-0
0-0-0		0-0-0	0-0-0		NEUTRAL		0-0-0		0-0-0		0-0-0
RPI S	Opponent	Score		RPI S	Opponent	Score		RPI S	Opponent	Score	
1 A	Wake Forest	0	2	26 H	West Virginia	2	1	57 H	Richmond	6	0
4 A	Duke	0	0	28 H	Maryland	4	1	92 H	St. John's (NY)	2	1
6 A	North Carolina	1	0	31 H	Washington St.	0	0	98 H	Arizona St.	3	0
13 H	Penn St.	2	3	36 A	North Carolina St.	1	0				
14 H	Florida St.	4	3								
18 A	Boston College	0	2								
				LAST 10 GAMES							
				128 H	Clemson	3	0	6 A	North Carolina	1	0
				36 A	North Carolina St.	1	0	18 A	Boston College	0	2
				14 H	Florida St.	4	3	28 H	Maryland	4	1
				1 A	Wake Forest	0	2	13 H	Penn St.	2	3
				4 A	Duke	0	0	31 H	Washington St.	0	0

Non-Div. I Games:

Virginia

Average RPI Win: 95		WON-LOST	WINNING	LAST 10	STRENGTH OF		OPP. STRENGTH	TEAM	ADJ		CONF.	ADJ CONF.
Average RPI Loss: 0		RECORD	PCT. RANK	GAMES	SCHEDULE		OF SCHEDULE	RPI	RPI		RPI	RPI
DIV. I ONLY		15-0-1	.96875	1	9-0-1		76	30	8		.66955	8
DIV. I NON-CONF.		8-0-0	1	1	2-0-0		87	15	8		.67434	8
TOTALS		RPI 1-25	RPI 26-50		W-L RECORDS		RPI 51-100		RPI 101-150		RPI 150+	
15-0-1		0-0-0	3-0-0		OVERALL		6-0-1		5-0-0		1-0-0	
7-0-1		0-0-0	1-0-0		HOME		2-0-1		4-0-0		0-0-0	
8-0-0		0-0-0	2-0-0		AWAY		4-0-0		1-0-0		1-0-0	
0-0-0		0-0-0	0-0-0		NEUTRAL		0-0-0		0-0-0		0-0-0	
8-0-0		0-0-0	2-0-0		NON-CONFERENCE		3-0-0		3-0-0		0-0-0	
4-0-0		0-0-0	1-0-0		HOME		0-0-0		3-0-0		0-0-0	
4-0-0		0-0-0	1-0-		AWAY		3-0-0		0-0-0		0-0-0	
0-0-0		0-0-0	0-0-0		NEUTRAL		0-0-0		0-0-0		0-0-0	
7-0-1		0-0-0	1-0-0		CONFERENCE		3-0-1		2-0-0		1-0-0	
3-0-1		0-0-0	0-0-0		HOME		2-0-1		1-0-0		0-0-0	
4-0-0		0-0-0	1-0-0		AWAY		1-0-0		1-0-0		1-0-0	
0-0-0		0-0-0	0-0-0		NEUTRAL		0-0-0		0-0-0		0-0-0	
RPI S	Opponent	Score	RPI S	Opponent	Score	RPI S	Opponent	Score	RPI S	Opponent	Score	
			33 H	LSU	3 1	64 H	Tulsa	4 0	108 H	Colorado Col.	2 1	
			40 A	Rice	1 0	70 A	Western Ky.	2 0	130 H	Ole Miss	3 0	
			43 A	Vanderbilt	2 0	76 H	SMU	3 3	137 A	Houston	2 1	
						78 A	Alabama	1 0	138 H	Charlotte	6 2	
						79 A	Samford	2 0	147 H	UALR	3 1	
						85 A	East Carolina	2 0	180 A	Marshall	1 0	
						89 H	UTEP	3 0				
LAST 10 GAMES												
			108 H	Colorado Col.	2 1	180 A	Marshall	1 0				
			89 H	UTEP	3 0	40 A	Rice	1 0				
			64 H	Tulsa	4 0	137 A	Houston	2 1				
			76 H	SMU	3 3	43 A	Vanderbilt	2 0				
			85 A	East Carolina	2 0	138 H	Charlotte	6 2				

Non-Div. I Games:

Memphis

Average RPI Win:	100	WON-LOST RECORD	WINNING PCT. RANK	LAST 10 GAMES	STRENGTH OF SCHEDULE	OPP. STRENGTH OF SCHEDULE	TEAM RPI	ADJ RPI	CONF. RPI	ADJ CONF. RPI					
Average RPI Loss:	0														
DIV. I ONLY		11-0-4	.86667	9	6-0-3	33	27	9	.66693	9	5	5			
DIV. I NON-CONF.		8-0-4	.83333	26	3-0-3	43	31	15	.65219	14	6	6			
<hr/>															
TOTALS	RPI 1-25		RPI 26-50		W-L RECORDS		RPI 51-100		RPI 101-150		RPI 150+				
11-0-4	1-0-1		2-0-1		OVERALL		4-0-1		1-0-1		3-0-0				
5-0-1	0-0-1		0-0-0		HOME		2-0-0		1-0-0		2-0-0				
5-0-3	1-0-0		1-0-1		AWAY		2-0-1		0-0-1		1-0-0				
1-0-0	0-0-0		1-0-0		NEUTRAL		0-0-0		0-0-0		0-0-0				
8-0-4	1-0-1		1-0-1		NON-CONFERENCE		2-0-1		1-0-1		3-0-0				
4-0-1	0-0-1		0-0-0		HOME		1-0-0		1-0-0		2-0-0				
3-0-3	1-0-0		0-1-		AWAY		1-0-1		0-0-1		1-0-0				
1-0-0	0-0-0		1-0-0		NEUTRAL		0-0-0		0-0-0		0-0-0				
3-0-0	0-0-0		1-0-0		CONFERENCE		2-0-0		0-0-0		0-0-0				
1-0-0	0-0-0		0-0-0		HOME		1-0-0		0-0-0		0-0-0				
2-0-0	0-0-0		1-0-0		AWAY		1-0-0		0-0-0		0-0-0				
0-0-0	0-0-0		0-0-0		NEUTRAL		0-0-0		0-0-0		0-0-0				
<hr/>															
RPI	S	Opponent	Score	RPI	S	Opponent	Score	RPI	S	Opponent	Score	RPI	S	Opponent	Score
3	H	UCLA	1 1	30	N	Illinois	4 2	55	H	San Diego	1 0	102	A	Cal Poly	1 1
23	A	California	2 1	33	A	LSU	1 1	82	A	Loyola Marymount	2 0	143	H	Long Island	1 0
				46	A	BYU	1 0	83	H	Michigan	3 0	153	A	UC Santa Barbara	3 0
								88	A	Cal St. Fullerton	2 1	195	H	Arizona	2 0
								99	A	Fresno St.	1 1	199	H	Lamar	6 0
<hr/>															
LAST 10 GAMES															
				82	A	Loyola Marymount	2 0	102	A	Cal Poly	1 1				
				46	A	BYU	1 0	153	A	UC Santa Barbara	3 0				
				55	H	San Diego	1 0	33	A	LSU	1 1				
				99	A	Fresno St.	1 1	30	N	Illinois	4 2				
				199	H	Lamar	6 0	83	H	Michigan	3 0				

Non-Div. I Games:

Pepperdine

O
k
l
a
h
o
m
a
s
t
.

Oklahoma St.

Average RPI Win: 139		WON-LOST	WINNING	LAST 10	STRENGTH OF	OPP. STRENGTH	TEAM	ADJ	CONF.	ADJ CONF.							
Average RPI Loss: 17		RECORD	PCT. RANK	GAMES	SCHEDULE	OF SCHEDULE	RPI	RPI	RPI	RPI							
DIV. I ONLY		14-1-0	.93333	5	9-1-0	75	87	11	.6499	11	15	15					
DIV. I NON-CONF.		8-1-0	.88889	10	3-1-0	73	27	16	.64899	16	16	16					
<hr/>																	
TOTALS		RPI 1-25		RPI 26-50		W-L RECORDS		RPI 51-100		RPI 101-150		RPI 150+					
14-1-0		0-1-0		2-0-0		OVERALL		3-0-0		2-0-0		7-0-0					
8-1-0		0-1-0		1-0-0		HOME		1-0-0		1-0-0		5-0-0					
5-0-0		0-0-0		1-0-0		AWAY		1-0-0		1-0-0		2-0-0					
1-0-0		0-0-0		0-0-0		NEUTRAL		1-0-0		0-0-0		0-0-0					
8-1-0		0-1-0		2-0-0		NON-CONFERENCE		3-0-0		0-0-0		3-0-0					
5-1-0		0-1-0		1-0-0		HOME		1-0-0		0-0-0		3-0-0					
2-0-0		0-0-0		1-0-		AWAY		1-0-0		0-0-0		0-0-0					
1-0-0		0-0-0		0-0-0		NEUTRAL		1-0-0		0-0-0		0-0-0					
6-0-0		0-0-0		0-0-0		CONFERENCE		0-0-0		2-0-0		4-0-0					
3-0-0		0-0-0		0-0-0		HOME		0-0-0		1-0-0		2-0-0					
3-0-0		0-0-0		0-0-0		AWAY		0-0-0		1-0-0		2-0-0					
0-0-0		0-0-0		0-0-0		NEUTRAL		0-0-0		0-0-0		0-0-0					
RPI	S	Opponent		Score		RPI	S	Opponent		Score		RPI	S	Opponent		Score	
17	H	Marquette		0	1	47	A	Michigan St.		3	2	56	H	Long Beach St.		3	2
						49	H	Wisconsin		2	1	72	A	Minnesota		1	0
												75	N	Iowa St.		2	0
														116 H Detroit		2	1
														121 A Wright St.		3	1
														151 H Saint Louis		3	0
														175 A Butler		4	1
														186 A Cleveland St.		4	0
														196 H DePaul		1	0
														227 H Valparaiso		2	0
														236 H Western Ill.		4	0
														242 H Youngstown St.		3	0
<hr/>																	
LAST 10 GAMES																	
						175	A	Butler		4	1	236	H	Western Ill.		4	0
						242	H	Youngstown St.		3	0	186	A	Cleveland St.		4	0
						227	H	Valparaiso		2	0	49	H	Wisconsin		2	1
						121	A	Wright St.		3	1	17	H	Marquette		0	1
						116	H	Detroit		2	1	72	A	Minnesota		1	0

Non-Div. I Games:

Milwaukee

Average RPI Win:	99	WON-LOST RECORD	WINNING PCT. RANK	LAST 10 GAMES	STRENGTH OF SCHEDULE	OPP. STRENGTH OF SCHEDULE	TEAM RPI	ADJ RPI	CONF. RPI	ADJ CONF. RPI		
Average RPI Loss:	9											
DIV. I ONLY		9-5-1	.63333	79	4-4-1	2	11	12	.64611	12	1	1
DIV. I NON-CONF.		6-1-0	.85714	24	1-0-0	19	66	9	.66991	10	1	1
<hr/>												
TOTALS	RPI 1-25	RPI 26-50		W-L RECORDS		RPI 51-100		RPI 101-150		RPI 150+		
9-5-1	1-4-0	2-1-1		OVERALL		2-0-0		2-0-0		2-0-0		
5-2-1	1-2-0	1-0-1		HOME		1-0-0		1-0-0		1-0-0		
4-3-0	0-2-0	1-1-0		AWAY		1-0-0		1-0-0		1-0-0		
0-0-0	0-0-0	0-0-0		NEUTRAL		0-0-0		0-0-0		0-0-0		
6-1-0	0-1-0	1-0-0		NON-CONFERENCE		2-0-0		1-0-0		2-0-0		
2-1-0	0-1-0	0-0-0		HOME		1-0-0		0-0-0		1-0-0		
4-0-0	0-0-0	1-0-		AWAY		1-0-0		1-0-0		1-0-0		
0-0-0	0-0-0	0-0-0		NEUTRAL		0-0-0		0-0-0		0-0-0		
3-4-1	1-3-0	1-1-1		CONFERENCE		0-0-0		1-0-0		0-0-0		
3-1-1	1-1-0	1-0-1		HOME		0-0-0		1-0-0		0-0-0		
0-3-0	0-2-0	0-1-0		AWAY		0-0-0		0-0-0		0-0-0		
0-0-0	0-0-0	0-0-0		NEUTRAL		0-0-0		0-0-0		0-0-0		
RPI S	Opponent	Score	RPI S	Opponent	Score	RPI S	Opponent	Score	RPI S	Opponent	Score	
1 A	Wake Forest	1 4	27 A	Virginia Tech	1 2	61 A	Fla. Gulf Coast	2 1	119 A	Navy	2 1	
4 A	Duke	0 3	28 H	Maryland	2 1	100 H	Monmouth	3 0	128 H	Clemson	3 2	
5 H	Florida	0 2	36 H	North Carolina St.	1 1				183 A	Utah Valley	4 1	
6 H	North Carolina	1 4	46 A	BYU	1 0				205 H	Duquesne	3 0	
18 H	Boston College	3 2										
<hr/>												
LAST 10 GAMES												
28 H Maryland						2 1	1 A Wake Forest		1 4			
18 H Boston College						3 2	4 A Duke		0 3			
27 A Virginia Tech						1 2	119 A Navy		2 1			
6 H North Carolina						1 4	128 H Clemson		3 2			
36 H North Carolina St.						1 1	61 A Fla. Gulf Coast		2 1			

Non-Div. I Games:

Miami (FL)

Average RPI Win: 109		WON-LOST	WINNING	LAST 10	STRENGTH OF		OPP. STRENGTH	TEAM	ADJ		CONF.	ADJ CONF.			
Average RPI Loss: 24		RECORD	PCT. RANK	GAMES	SCHEDULE		OF SCHEDULE	RPI	RPI		RPI	RPI			
DIV. I ONLY		14-3-0	.82353	15	8-1-0		66	15	15	.64544	13	6			
DIV. I NON-CONF.		7-2-0	.77778	36	1-0-0		46	10	21	.64201	18	5			
TOTALS		RPI 1-25	RPI 26-50		W-L RECORDS		RPI 51-100		RPI 101-150		RPI 150+				
14-3-0		1-2-0	3-1-0		OVERALL		5-0-0		1-0-0		4-0-0				
7-0-0		0-0-0	2-0-0		HOME		4-0-0		0-0-0		1-0-0				
5-2-0		1-1-0	0-1-0		AWAY		1-0-0		1-0-0		2-0-0				
2-1-0		0-1-0	1-0-0		NEUTRAL		0-0-0		0-0-0		1-0-0				
7-2-0		1-2-0	2-0-0		NON-CONFERENCE		1-0-0		0-0-0		3-0-0				
2-0-0		0-0-0	1-0-0		HOME		1-0-0		0-0-0		0-0-0				
3-1-0		1-1-0	0-0-		AWAY		0-0-0		0-0-0		2-0-0				
2-1-0		0-1-0	1-0-0		NEUTRAL		0-0-0		0-0-0		1-0-0				
7-1-0		0-0-0	1-1-0		CONFERENCE		4-0-0		1-0-0		1-0-0				
5-0-0		0-0-0	1-0-0		HOME		3-0-0		0-0-0		1-0-0				
2-1-0		0-0-0	0-1-0		AWAY		1-0-0		1-0-0		0-0-0				
0-0-0		0-0-0	0-0-0		NEUTRAL		0-0-0		0-0-0		0-0-0				
RPI S	Opponent	Score		RPI S	Opponent	Score		RPI S	Opponent	Score		RPI S	Opponent	Score	
2 A	Stanford	0	4	26 H	West Virginia	5	0	51 H	Iowa	4	0	146 A	Indiana	3	0
7 A	Virginia	3	2	30 H	Illinois	1	0	52 H	Ohio St.	3	1	210 H	Northwestern	4	0
20 N	UCF	1	2	36 N	North Carolina St.	3	1	57 H	Richmond	3	0	232 A	Pittsburgh	3	0
				49 A	Wisconsin	0	1	72 A	Minnesota	1	0	258 A	Bucknell	4	0
								77 H	Nebraska	5	4	277 N	Nevada	4	0
LAST 10 GAMES															
				51 H	Iowa	4	0	30 H	Illinois	1	0				
				77 H	Nebraska	5	4	210 H	Northwestern	4	0				
				146 A	Indiana	3	0	258 A	Bucknell	4	0				
				72 A	Minnesota	1	0	49 A	Wisconsin	0	1				
				52 H	Ohio St.	3	1	7 A	Virginia	3	2				

Non-Div. I Games:

Penn St.

Average RPI Win:	92	WON-LOST	WINNING	LAST 10	STRENGTH OF	OPP. STRENGTH	TEAM	ADJ	CONF.	ADJ CONF.		
Average RPI Loss:	17	RECORD	PCT. RANK	GAMES	SCHEDULE	OF SCHEDULE	RPI	RPI	RPI	RPI		
DIV. I ONLY		10-6-0	.625	84	4-5-0	3	13	13	.64534	14	1	1
DIV. I NON-CONF.		7-1-0	.875	15	1-0-0	18	83	6	.67667	6	1	1
<hr/>												
TOTALS	RPI 1-25	RPI 26-50		W-L RECORDS		RPI 51-100		RPI 101-150		RPI 150+		
10-6-0	3-4-0	1-1-0		OVERALL		2-1-0		1-0-0		3-0-0		
6-2-0	2-1-0	1-1-0		HOME		1-0-0		0-0-0		2-0-0		
4-4-0	1-3-0	0-0-0		AWAY		1-1-0		1-0-0		1-0-0		
0-0-0	0-0-0	0-0-0		NEUTRAL		0-0-0		0-0-0		0-0-0		
7-1-0	2-0-0	0-0-0		NON-CONFERENCE		2-1-0		0-0-0		3-0-0		
4-0-0	1-0-0	0-0-0		HOME		1-0-0		0-0-0		2-0-0		
3-1-0	1-0-0	0-0-		AWAY		1-1-0		0-0-0		1-0-0		
0-0-0	0-0-0	0-0-0		NEUTRAL		0-0-0		0-0-0		0-0-0		
3-5-0	1-4-0	1-1-0		CONFERENCE		0-0-0		1-0-0		0-0-0		
2-2-0	1-1-0	1-1-0		HOME		0-0-0		0-0-0		0-0-0		
1-3-0	0-3-0	0-0-0		AWAY		0-0-0		1-0-0		0-0-0		
0-0-0	0-0-0	0-0-0		NEUTRAL		0-0-0		0-0-0		0-0-0		
RPI	S	Opponent	Score	RPI	S	Opponent	Score	RPI	S	Opponent	Score	
1	A	Wake Forest	0 2	28	H	Maryland	0 3	53	A	Portland	1 2	
4	A	Duke	1 2	36	H	North Carolina St.	2 0	58	A	Oregon St.	1 0	
5	A	Florida	3 2					91	H	New Mexico	1 0	
6	H	North Carolina	0 2									
7	A	Virginia	3 4									
17	H	Marquette	3 1									
18	H	Boston College	1 0									
<hr/>												
LAST 10 GAMES												
18 H Boston College 1 0				128 A Clemson 6 2								
28 H Maryland 0 3				4 A Duke 1 2								
7 A Virginia 3 4				1 A Wake Forest 0 2								
36 H North Carolina St. 2 0				198 H Mercer 4 0								
6 H North Carolina 0 2				5 A Florida 3 2								

Non-Div. I Games:

Florida St.

Average RPI Win:		103	WON-LOST RECORD		WINNING PCT. RANK		LAST 10 GAMES		STRENGTH OF SCHEDULE		OPP. STRENGTH OF SCHEDULE		TEAM RPI		ADJ RPI		CONF. RPI		ADJ CONF. RPI	
DIV. I ONLY			11-5-0		.6875 54		5-5-0		8		57		14		.64422 15		3		3	
DIV. I NON-CONF.			7-1-0		.875 15		1-1-0		14		111		4		.67858 4		2		2	
TOTALS		RPI 1-25		RPI 26-50		W-L RECORDS		RPI 51-100		RPI 101-150		RPI 150+								
11-5-0		2-2-0		2-3-0		OVERALL		3-0-0		1-0-0		3-0-0								
6-2-0		1-0-0		1-2-0		HOME		1-0-0		1-0-0		2-0-0								
3-3-0		0-2-0		1-1-0		AWAY		1-0-0		0-0-0		1-0-0								
2-0-0		1-0-0		0-0-0		NEUTRAL		1-0-0		0-0-0		0-0-0								
7-1-0		1-0-0		1-1-0		NON-CONFERENCE		2-0-0		0-0-0		3-0-0								
4-0-0		0-0-0		1-0-0		HOME		1-0-0		0-0-0		2-0-0								
1-1-0		0-0-0		0-0-		AWAY		0-0-0		0-0-0		1-0-0								
2-0-0		1-0-0		0-0-0		NEUTRAL		1-0-0		0-0-0		0-0-0								
4-4-0		1-2-0		1-2-0		CONFERENCE		1-0-0		1-0-0		0-0-0								
2-2-0		1-0-0		0-2-0		HOME		0-0-0		1-0-0		0-0-0								
2-2-0		0-2-0		1-0-0		AWAY		1-0-0		0-0-0		0-0-0								
0-0-0		0-0-0		0-0-0		NEUTRAL		0-0-0		0-0-0		0-0-0								
RPI	S	Opponent		Score		RPI	S	Opponent		Score		RPI	S	Opponent		Score				
5	A	Florida		0 3		32	H	Georgia		1 2		54	N	Central Mich.		2 1				
16	N	Baylor		2 1		33	H	LSU		0 2		78	A	Alabama		4 1				
22	A	Auburn		1 4		34	A	Dayton		1 2		80	H	Southeast Mo. St.		2 0				
25	H	Tennessee		1 0		39	A	South Carolina		1 0										
						41	H	Louisville		2 0										
						LAST 10 GAMES														
						32	H	Georgia		1 2		39	A	South Carolina		1 0				
						25	H	Tennessee		1 0		78	A	Alabama		4 1				
						33	H	LSU		0 2		22	A	Auburn		1 4				
						149	H	Arkansas		2 1		34	A	Dayton		1 2				
						5	A	Florida		0 3		80	H	Southeast Mo. St.		2 0				

Average RPI Win:	126	WON-LOST RECORD	WINNING PCT. RANK	LAST 10 GAMES	STRENGTH OF SCHEDULE	OPP. STRENGTH OF SCHEDULE	TEAM RPI	ADJ RPI	CONF. RPI	ADJ CONF. RPI		
Average RPI Loss:	20											
DIV. I ONLY		16-2-0	.88889	7	9-1-0	115	29	20	.63476	17	8	8
DIV. I NON-CONF.		7-1-0	.875	15	0-0-0	96	34	22	.63423	22	7	7
<hr/>												
TOTALS	RPI 1-25	RPI 26-50		W-L RECORDS		RPI 51-100		RPI 101-150		RPI 150+		
16-2-0	1-1-0	2-1-0		OVERALL		5-0-0		1-0-0		7-0-0		
10-0-0	0-0-0	1-0-0		HOME		3-0-0		0-0-0		6-0-0		
6-2-0	1-1-0	1-1-0		AWAY		2-0-0		1-0-0		1-0-0		
0-0-0	0-0-0	0-0-0		NEUTRAL		0-0-0		0-0-0		0-0-0		
7-1-0	1-1-0	0-0-0		NON-CONFERENCE		2-0-0		1-0-0		3-0-0		
5-0-0	0-0-0	0-0-0		HOME		2-0-0		0-0-0		3-0-0		
2-1-0	1-1-0	0-0-		AWAY		0-0-0		1-0-0		0-0-0		
0-0-0	0-0-0	0-0-0		NEUTRAL		0-0-0		0-0-0		0-0-0		
9-1-0	0-0-0	2-1-0		CONFERENCE		3-0-0		0-0-0		4-0-0		
5-0-0	0-0-0	1-0-0		HOME		1-0-0		0-0-0		3-0-0		
4-1-0	0-0-0	1-1-0		AWAY		2-0-0		0-0-0		1-0-0		
0-0-0	0-0-0	0-0-0		NEUTRAL		0-0-0		0-0-0		0-0-0		
RPI S	Opponent	Score		RPI S	Opponent	Score		RPI S	Opponent	Score		
11 A	Milwaukee	1	0	26 A	West Virginia	1	3	56 H	Long Beach St.	2	1	
14 A	Florida St.	1	3	37 H	Notre Dame	3	2	63 H	Connecticut	3	0	
				41 A	Louisville	1	0	73 H	Western Mich.	1	0	
								84 A	Syracuse	4	0	
								92 A	St. John's (NY)	2	1	
										</		

Non-Div. I Games:

Marquette

Average RPI Win:	110	WON-LOST	WINNING	LAST 10	STRENGTH OF	OPP. STRENGTH	TEAM	ADJ	CONF.	ADJ CONF.		
Average RPI Loss:	10	RECORD	PCT. RANK	GAMES	SCHEDULE	OF SCHEDULE	RPI	RPI	RPI	RPI		
DIV. I ONLY		9-3-2	.71429	48	5-3-0	19	17	18	.63386	18	1	1
DIV. I NON-CONF.		5-0-2	.85714	24	1-0-0	84	116	27	.61845	30	1	1
<hr/>												
TOTALS	RPI 1-25	RPI 26-50		W-L RECORDS		RPI 51-100		RPI 101-150		RPI 150+		
9-3-2	1-3-0	2-0-1		OVERALL		1-0-1		2-0-0		3-0-0		
6-1-2	1-1-0	0-0-1		HOME		1-0-1		1-0-0		3-0-0		
3-2-0	0-2-0	2-0-0		AWAY		0-0-0		1-0-0		0-0-0		
0-0-0	0-0-0	0-0-0		NEUTRAL		0-0-0		0-0-0		0-0-0		
5-0-2	0-0-0	0-0-1		NON-CONFERENCE		1-0-1		1-0-0		3-0-0		
5-0-2	0-0-0	0-0-1		HOME		1-0-1		1-0-0		3-0-0		
0-0-0	0-0-0	0-0-		AWAY		0-0-0		0-0-0		0-0-0		
0-0-0	0-0-0	0-0-0		NEUTRAL		0-0-0		0-0-0		0-0-0		
4-3-0	1-3-0	2-0-0		CONFERENCE		0-0-0		1-0-0		0-0-0		
1-1-0	1-1-0	0-0-0		HOME		0-0-0		0-0-0		0-0-0		
3-2-0	0-2-0	2-0-0		AWAY		0-0-0		1-0-0		0-0-0		
0-0-0	0-0-0	0-0-0		NEUTRAL		0-0-0		0-0-0		0-0-0		
RPI	S	Opponent	Score	RPI	S	Opponent	Score	RPI	S	Opponent	Score	
4	H	Duke	0 1	27	A	Virginia Tech	2 1	84	H	Syracuse	0 0	
7	H	Virginia	2 0	28	A	Maryland	2 1	86	H	Rutgers	1 0	
12	A	Miami (FL)	2 3	44	H	Boston U.	1 1					
14	A	Florida St.	0 1									

Non-Div. I Games:

Boston College

Average RPI Win: 123		WON-LOST RECORD		WINNING PCT. RANK		LAST 10 GAMES		STRENGTH OF SCHEDULE		OPP. STRENGTH OF SCHEDULE		TEAM RPI		ADJ RPI		CONF. RPI		ADJ CONF. RPI	
Average RPI Loss: 26																			
DIV. I ONLY		11-5-0		.6875 54		5-2-0		14		47		19		.63317 19		2		2	
DIV. I NON-CONF.		7-4-0		.63636 89		2-1-0		29		64		41		.59978 41		3		3	
TOTALS		RPI 1-25		RPI 26-50		W-L RECORDS		RPI 51-100		RPI 101-150		RPI 150+							
11-5-0		2-3-0		2-1-0		OVERALL		2-1-0		0-0-0		5-0-0							
8-1-0		1-0-0		0-1-0		HOME		2-0-0		0-0-0		5-0-0							
2-3-0		0-2-0		2-0-0		AWAY		0-1-0		0-0-0		0-0-0							
1-1-0		1-1-0		0-0-0		NEUTRAL		0-0-0		0-0-0		0-0-0							
7-4-0		1-3-0		0-1-0		NON-CONFERENCE		1-0-0		0-0-0		5-0-0							
6-1-0		0-0-0		0-1-0		HOME		1-0-0		0-0-0		5-0-0							
0-2-0		0-2-0		0-0-		AWAY		0-0-0		0-0-0		0-0-0							
1-1-0		1-1-0		0-0-0		NEUTRAL		0-0-0		0-0-0		0-0-0							
4-1-0		1-0-0		2-0-0		CONFERENCE		1-1-0		0-0-0		0-0-0							
2-0-0		1-0-0		0-0-0		HOME		1-0-0		0-0-0		0-0-0							
2-1-0		0-0-0		2-0-0		AWAY		0-1-0		0-0-0		0-0-0							
0-0-0		0-0-0		0-0-0		NEUTRAL		0-0-0		0-0-0		0-0-0							
RPI S	Opponent	Score		RPI S	Opponent	Score		RPI S	Opponent	Score		RPI S	Opponent	Score					
4 A	Duke	2	7	29 A	Kansas	3	0	59 A	Missouri	0	1	163 H	Fordham	13	1				
5 N	Florida	2	3	35 H	UC Irvine	0	1	75 H	Iowa St.	3	1	182 H	Dartmouth	3	0				
6 N	North Carolina	4	3	50 A	Texas Tech	2	0	99 H	Fresno St.	4	2	212 H	McNeese St.	9	0				
16 H	Baylor	2	1									253 H	Drake	6	1				
25 A	Tennessee	0	1									263 H	Loyola Chicago	5	0				
LAST 10 GAMES																			
	35 H	UC Irvine	0	1		263 H	Loyola Chicago	5	0										
	253 H	Drake	6	1		75 H	Iowa St.	3	1										
	50 A	Texas Tech	2	0		163 H	Fordham	13	1										
	29 A	Kansas	3	0		16 H	Baylor	2	1										
	59 A	Missouri	0	1		6 N	North Carolina	4	3										

Non-Div. I Games:

Texas A&M

Average RPI Win:		75	WON-LOST RECORD		WINNING PCT. RANK		LAST 10 GAMES		STRENGTH OF SCHEDULE		OPP. STRENGTH OF SCHEDULE		TEAM RPI		ADJ RPI		CONF. RPI		ADJ CONF. RPI					
DIV. I ONLY			9-2-5		.71875		42		5-1-4		20		52		21		.63231		20		7		7	
DIV. I NON-CONF.			5-1-2		.75		40		1-0-1		5		43		10		.67168		9		8		8	
TOTALS		RPI 1-25		RPI 26-50		W-L RECORDS		RPI 51-100		RPI 101-150		RPI 150+												
9-2-5		1-1-0		2-0-0		OVERALL		4-1-1		1-0-3		1-0-1												
3-1-2		0-1-0		0-0-0		HOME		1-0-1		1-0-1		1-0-0												
4-1-3		0-0-0		1-0-0		AWAY		3-1-0		0-0-2		0-0-1												
2-0-0		1-0-0		1-0-0		NEUTRAL		0-0-0		0-0-0		0-0-0												
5-1-2		1-1-0		1-0-0		NON-CONFERENCE		1-0-1		1-0-1		1-0-0												
2-1-1		0-1-0		0-0-0		HOME		0-0-1		1-0-0		1-0-0												
1-0-1		0-0-0		0-0-		AWAY		1-0-0		0-0-1		0-0-0												
2-0-0		1-0-0		1-0-0		NEUTRAL		0-0-0		0-0-0		0-0-0												
4-1-3		0-0-0		1-0-0		CONFERENCE		3-1-0		0-0-2		0-0-1												
1-0-1		0-0-0		0-0-0		HOME		1-0-0		0-0-1		0-0-0												
3-1-2		0-0-0		1-0-0		AWAY		2-1-0		0-0-1		0-0-1												
0-0-0		0-0-0		0-0-0		NEUTRAL		0-0-0		0-0-0		0-0-0												
RPI	S	Opponent		Score		RPI	S	Opponent		Score		RPI	S	Opponent		Score								
1	H	Wake Forest		0	1	31	N	Washington St.		2	0	55	A	San Diego		1	0	104	A	San Diego St.		4	4	
13	N	Penn St.		2	1	40	A	Rice		1	0	61	H	Fla. Gulf Coast		0	0	108	H	Colorado Col.		1	1	
												64	A	Tulsa		2	1	132	H	Jacksonville		2	1	
												76	A	SMU		0	1	137	A	Houston		0	0	
												85	A	East Carolina		2	0	168	H	South Fla.		5	1	
												89	H	UTEP		4	1	180	A	Marshall		0	0	

Non-Div. I Games:

UCF

Average RPI Win:		152	WON-LOST RECORD		WINNING PCT. RANK		LAST 10 GAMES		STRENGTH OF SCHEDULE		OPP. STRENGTH OF SCHEDULE		TEAM RPI		ADJ RPI		CONF. RPI		ADJ CONF. RPI					
Average RPI Loss:		0																						
DIV. I ONLY			13-0-1		.96429		4		10-0-0		131		96		17		.6314		21		10		10	
DIV. I NON-CONF.			8-0-1		.94444		5		5-0-0		198		82		38		.6012		40		11		11	
TOTALS		RPI 1-25		RPI 26-50		W-L RECORDS		RPI 51-100		RPI 101-150		RPI 150+												
13-0-1		0-0-0		1-0-0		OVERALL		2-0-0		3-0-0		7-0-1												
7-0-1		0-0-0		1-0-0		HOME		0-0-0		2-0-0		4-0-1												
6-0-0		0-0-0		0-0-0		AWAY		2-0-0		1-0-0		3-0-0												
0-0-0		0-0-0		0-0-0		NEUTRAL		0-0-0		0-0-0		0-0-0												
8-0-1		0-0-0		0-0-0		NON-CONFERENCE		1-0-0		3-0-0		4-0-1												
3-0-1		0-0-0		0-0-0		HOME		0-0-0		2-0-0		1-0-1												
5-0-0		0-0-0		0-0-		AWAY		1-0-0		1-0-0		3-0-0												
0-0-0		0-0-0		0-0-0		NEUTRAL		0-0-0		0-0-0		0-0-0												
5-0-0		0-0-0		1-0-0		CONFERENCE		1-0-0		0-0-0		3-0-0												
4-0-0		0-0-0		1-0-0		HOME		0-0-0		0-0-0		3-0-0												
1-0-0		0-0-0		0-0-0		AWAY		1-0-0		0-0-0		0-0-0												
0-0-0		0-0-0		0-0-0		NEUTRAL		0-0-0		0-0-0		0-0-0												
RPI	S	Opponent		Score		RPI	S	Opponent		Score		RPI	S	Opponent		Score								
						34	H	Dayton		2 1		65	A	Massachusetts		3 2		113	A	Delaware		2 0		
												93	A	Northeastern		1 0		141	H	Loyola Maryland		1 0		
																		142	H	Lehigh		1 0		
																		156	H	Xavier		5 0		
																		169	H	Drexel		0 0		
																		173	A	Princeton		1 0		
																		177	H	Saint Joseph's		3 0		
																		181	H	Rider		4 0		
																		216	A	Cornell		2 0		
																		233	A	Albany (NY)		3 0		
																		247	H	Temple		5 0		
LAST 10 GAMES																								
						65	A	Massachusetts		3 2		142	H	Lehigh		1 0								
						156	H	Xavier		5 0		141	H	Loyola Maryland		1 0								
						34	H	Dayton		2 1		216	A	Cornell		2 0								
						177	H	Saint Joseph's		3 0		173	A	Princeton		1 0								
						247	H	Temple		5 0		233	A	Albany (NY)		3 0								

Non-Div. I Games:

La Salle

Non-Div. I Games:

Auburn

Average RPI Win:	124	WON-LOST RECORD	WINNING PCT. RANK	LAST 10 GAMES	STRENGTH OF SCHEDULE	OPP. STRENGTH OF SCHEDULE	TEAM RPI	ADJ RPI	CONF. RPI	ADJ CONF. RPI		
DIV. I ONLY		10-3-2	.73333	35	5-2-2	39	26	23	.62266	23	4	4
DIV. I NON-CONF.		7-2-0	.77778	36	2-1-0	10	95	13	.65765	13	4	4
<hr/>												
TOTALS	RPI 1-25	RPI 26-50		W-L RECORDS		RPI 51-100		RPI 101-150		RPI 150+		
10-3-2	0-2-1	1-1-0		OVERALL		2-0-1		4-0-0		3-0-0		
5-1-1	0-1-1	1-0-0		HOME		1-0-0		3-0-0		0-0-0		
4-2-1	0-1-0	0-1-0		AWAY		1-0-1		0-0-0		3-0-0		
1-0-0	0-0-0	0-0-0		NEUTRAL		0-0-0		1-0-0		0-0-0		
7-2-0	0-2-0	1-0-0		NON-CONFERENCE		1-0-0		3-0-0		2-0-0		
3-1-0	0-1-0	1-0-0		HOME		0-0-0		2-0-0		0-0-0		
3-1-0	0-1-0	0-0-		AWAY		1-0-0		0-0-0		2-0-0		
1-0-0	0-0-0	0-0-0		NEUTRAL		0-0-0		1-0-0		0-0-0		
3-1-2	0-0-1	0-1-0		CONFERENCE		1-0-1		1-0-0		1-0-0		
2-0-1	0-0-1	0-0-0		HOME		1-0-0		1-0-0		0-0-0		
1-1-1	0-0-0	0-1-0		AWAY		0-0-1		0-0-0		1-0-0		
0-0-0	0-0-0	0-0-0		NEUTRAL		0-0-0		0-0-0		0-0-0		
<hr/>												
RPI S	Opponent	Score	RPI S	Opponent	Score	RPI S	Opponent	Score	RPI S	Opponent	Score	
3 H	UCLA	0 0	31 A	Washington St.	0 2	56 A	Long Beach St.	2 0	104 H	San Diego St.	2 1	
9 H	Pepperdine	1 2	48 H	Denver	4 2	68 A	Washington	1 1	112 H	Southern California	2 0	
24 A	Santa Clara	0 3				98 H	Arizona St.	1 0	122 N	North Dakota St.	7 0	
									134 H	Kent St.	5 1	
									174 A	San Francisco	6 1	
									195 A	Arizona	1 0	
									197 A	Hawaii	3 0	

Average RPI Win:		136	WON-LOST RECORD		WINNING PCT. RANK		LAST 10 GAMES		STRENGTH OF SCHEDULE		OPP. STRENGTH OF SCHEDULE		TEAM RPI		ADJ RPI		CONF. RPI		ADJ CONF. RPI					
Average RPI Loss:		2																						
DIV. I ONLY			9-1-5		.76667		24		6-1-2		55		55		24		.62263		24		5		5	
DIV. I NON-CONF.			7-1-4		.75		40		4-1-1		55		39		29		.62134		27		6		6	
TOTALS		RPI 1-25		RPI 26-50		W-L RECORDS		RPI 51-100		RPI 101-150		RPI 150+												
9-1-5		1-1-0		1-0-3		OVERALL		1-0-1		2-0-1		4-0-0												
6-1-2		1-1-0		1-0-2		HOME		1-0-0		1-0-0		2-0-0												
3-0-1		0-0-0		0-0-0		AWAY		0-0-0		1-0-1		2-0-0												
0-0-2		0-0-0		0-0-1		NEUTRAL		0-0-1		0-0-0		0-0-0												
7-1-4		1-1-0		1-0-2		NON-CONFERENCE		0-0-1		2-0-1		3-0-0												
4-1-1		1-1-0		1-0-1		HOME		0-0-0		1-0-0		1-0-0												
3-0-1		0-0-0		0-0-		AWAY		0-0-0		1-0-1		2-0-0												
0-0-2		0-0-0		0-0-1		NEUTRAL		0-0-1		0-0-0		0-0-0												
2-0-1		0-0-0		0-0-1		CONFERENCE		1-0-0		0-0-0		1-0-0												
2-0-1		0-0-0		0-0-1		HOME		1-0-0		0-0-0		1-0-0												
0-0-0		0-0-0		0-0-0		AWAY		0-0-0		0-0-0		0-0-0												
0-0-0		0-0-0		0-0-0		NEUTRAL		0-0-0		0-0-0		0-0-0												
RPI	S	Opponent		Score		RPI	S	Opponent		Score		RPI	S	Opponent		Score		RPI	S	Opponent		Score		
2	H	Stanford		0	2	31	H	Washington St.		1	0	58	N	Oregon St.		1	1	102	A	Cal Poly		3	0	
23	H	California		3	0	35	N	UC Irvine		1	1	96	H	St. Mary's (CA)		2	1	104	H	San Diego St.		5	0	
						37	H	Notre Dame		1	1							124	A	Oregon		0	0	
						46	H	BYU		0	0							153	A	UC Santa Barbara		2	1	
																		174	H	San Francisco		5	0	
																		264	A	San Jose St.		2	1	
																		277	H	Nevada		3	0	
LAST 10 GAMES																								
						174	H	San Francisco		5	0	23	H	California		3	0							
						46	H	BYU		0	0	31	H	Washington St.		1	0							
						96	H	St. Mary's (CA)		2	1	2	H	Stanford		0	2							
						104	H	San Diego St.		5	0	37	H	Notre Dame		1	1							
						277	H	Nevada		3	0	35	N	UC Irvine		1	1							

Non-Div. I Games:

Santa Clara

Average RPI Win:	104	WON-LOST RECORD	WINNING PCT. RANK	LAST 10 GAMES	STRENGTH OF SCHEDULE	OPP. STRENGTH OF SCHEDULE	TEAM RPI	ADJ RPI	CONF. RPI	ADJ CONF. RPI		
DIV. I ONLY		12-4-0	.75	27	7-3-0	78	6	26	.62177	25	3	3
DIV. I NON-CONF.		7-1-0	.875	15	2-0-0	86	4	17	.64579	17	2	2
<hr/>												
TOTALS	RPI 1-25	RPI 26-50		W-L RECORDS		RPI 51-100		RPI 101-150		RPI 150+		
12-4-0	2-2-0	2-2-0		OVERALL		2-0-0		5-0-0		1-0-0		
7-2-0	2-1-0	0-1-0		HOME		0-0-0		4-0-0		1-0-0		
5-2-0	0-1-0	2-1-0		AWAY		2-0-0		1-0-0		0-0-0		
0-0-0	0-0-0	0-0-0		NEUTRAL		0-0-0		0-0-0		0-0-0		
7-1-0	1-1-0	1-0-0		NON-CONFERENCE		2-0-0		2-0-0		1-0-0		
4-1-0	1-1-0	0-0-0		HOME		0-0-0		2-0-0		1-0-0		
3-0-0	0-0-0	1-0-		AWAY		2-0-0		0-0-0		0-0-0		
0-0-0	0-0-0	0-0-0		NEUTRAL		0-0-0		0-0-0		0-0-0		
5-3-0	1-1-0	1-2-0		CONFERENCE		0-0-0		3-0-0		0-0-0		
3-1-0	1-0-0	0-1-0		HOME		0-0-0		2-0-0		0-0-0		
2-2-0	0-1-0	1-1-0		AWAY		0-0-0		1-0-0		0-0-0		
0-0-0	0-0-0	0-0-0		NEUTRAL		0-0-0		0-0-0		0-0-0		
RPI S	Opponent	Score		RPI S	Opponent	Score		RPI S	Opponent	Score		
3 H	UCLA	1	2	29 A	Kansas	2	1	66 A	UNC Greensboro	2	0	
5 H	Florida	4	2	33 A	LSU	0	2	97 A	Oklahoma	3	1	
15 A	Kentucky	0	1	39 H	South Carolina	1	2					
19 H	Texas A&M	1	0	43 A	Vanderbilt	1	0					

[illegible]

Non-Div. I Games:

West Virginia

Average RPI Win:	118	WON-LOST	WINNING	LAST 10	STRENGTH OF	OPP. STRENGTH	TEAM	ADJ	CONF.	ADJ CONF.	
Average RPI Loss:	32	RECORD	PCT. RANK	GAMES	SCHEDULE	OF SCHEDULE	RPI	RPI	RPI	RPI	
DIV. I ONLY	11-4-1	.71875	42	5-3-1	56	10	27	.62037	27	1	1
DIV. I NON-CONF.	8-1-0	.88889	10	2-0-0	157	47	34	.60952	36	1	1
TOTALS	RPI 1-25	RPI 26-50		W-L RECORDS		RPI 51-100		RPI 101-150		RPI 150+	
11-4-1	1-2-1	1-1-0		OVERALL		2-1-0		4-0-0		3-0-0	
6-2-0	1-1-0	0-0-0		HOME		0-1-0		2-0-0		3-0-0	
3-2-1	0-1-1	1-1-0		AWAY		1-0-0		1-0-0		0-0-0	
2-0-0	0-0-0	0-0-0		NEUTRAL		1-0-0		1-0-0		0-0-0	
8-1-0	0-0-0	0-0-0		NON-CONFERENCE		2-1-0		3-0-0		3-0-0	
4-1-0	0-0-0	0-0-0		HOME		0-1-0		1-0-0		3-0-0	
2-0-0	0-0-0	0-0-		AWAY		1-0-0		1-0-0		0-0-0	
2-0-0	0-0-0	0-0-0		NEUTRAL		1-0-0		1-0-0		0-0-0	
3-3-1	1-2-1	1-1-0		CONFERENCE		0-0-0		1-0-0		0-0-0	
2-1-0	1-1-0	0-0-0		HOME		0-0-0		1-0-0		0-0-0	
1-2-1	0-1-1	1-1-0		AWAY		0-0-0		0-0-0		0-0-0	
0-0-0	0-0-0	0-0-0		NEUTRAL		0-0-0		0-0-0		0-0-0	
RPI S	Opponent	Score	RPI S	Opponent	Score	RPI S	Opponent	Score	RPI S	Opponent	Score
1 A	Wake Forest	0 0	28 A	Maryland	1 2	63 N	Connecticut	1 0	117 A	James Madison	3 1
4 A	Duke	0 1	36 A	North Carolina St.	1 0	66 A	UNC Greensboro	4 0	128 H	Clemson	3 0
12 H	Miami (FL)	2 1				77 H	Nebraska	3 4	141 H	Loyola Maryland	3 0
18 H	Boston College	1 2							144 N	Campbell	3 2
									170 H	Elon	5 0
									209 H	Appalachian St.	4 0
									214 H	High Point	3 0

Average RPI Win: 124		WON-LOST	WINNING	LAST 10	STRENGTH OF	OPP. STRENGTH	TEAM	ADJ	CONF.	ADJ CONF.				
Average RPI Loss: 12		RECORD	PCT. RANK	GAMES	SCHEDULE	OF SCHEDULE	RPI	RPI	RPI	RPI				
DIV. I ONLY		9-3-4	.6875	54	3-3-3	52	5	28	.61874	28	1	1		
DIV. I NON-CONF.		6-0-2	.875	15	0-0-1	146	32	33	.61011	34	1	1		

TOTALS		RPI 1-25		RPI 26-50		W-L RECORDS		RPI 51-100		RPI 101-150		RPI 150+		
9-3-4		1-3-2		1-0-1		OVERALL		1-0-0		3-0-1		3-0-0		
5-1-3		0-1-2		1-0-1		HOME		1-0-0		1-0-0		2-0-0		
4-2-1		1-2-0		0-0-0		AWAY		0-0-0		2-0-1		1-0-0		
0-0-0		0-0-0		0-0-0		NEUTRAL		0-0-0		0-0-0		0-0-0		
6-0-2		0-0-1		0-0-0		NON-CONFERENCE		1-0-0		2-0-1		3-0-0		
4-0-1		0-0-1		0-0-0		HOME		1-0-0		1-0-0		2-0-0		
2-0-1		0-0-0		0-0-		AWAY		0-0-0		1-0-1		1-0-0		
0-0-0		0-0-0		0-0-0		NEUTRAL		0-0-0		0-0-0		0-0-0		
3-3-2		1-3-1		1-0-1		CONFERENCE		0-0-0		1-0-0		0-0-0		
1-1-2		0-1-1		1-0-1		HOME		0-0-0		0-0-0		0-0-0		
2-2-0		1-2-0		0-0-0		AWAY		0-0-0		1-0-0		0-0-0		
0-0-0		0-0-0		0-0-0		NEUTRAL		0-0-0		0-0-0		0-0-0		
RPI	S	Opponent		Score	RPI	S	Opponent		Score	RPI	S	Opponent		Score
1	H	Wake Forest		0 0	27	H	Virginia Tech		2 1	72	H	Minnesota		1 0
2	H	Stanford		0 0	36	H	North Carolina St.		0 0			James Madison		0 0
7	A	Virginia		1 4								Navy		3 0
12	A	Miami (FL)		1 2								Clemson		2 1
14	A	Florida St.		3 0								Loyola Maryland		9 0
18	H	Boston College		1 2								Saint Louis		2 0
												Cornell		4 0
												American		5 1

Non-Div. I Games:

Maryland

Average RPI Win:	108	WON-LOST	WINNING	LAST 10	STRENGTH OF	OPP. STRENGTH	TEAM	ADJ	CONF.	ADJ CONF.		
Average RPI Loss:	18	RECORD	PCT. RANK	GAMES	SCHEDULE	OF SCHEDULE	RPI	RPI	RPI	RPI		
DIV. I ONLY		10-6-0	.625	84	5-5-0	16	34	30	.61535	29	2	2
DIV. I NON-CONF.		8-3-0	.72727	53	3-2-0	65	33	37	.60817	37	3	3

TOTALS	RPI 1-25	RPI 26-50		W-L RECORDS		RPI 51-100		RPI 101-150		RPI 150+		
10-6-0	0-5-0	1-1-0		OVERALL		3-0-0		5-0-0		1-0-0		
4-4-0	0-4-0	0-0-0		HOME		1-0-0		2-0-0		1-0-0		
5-1-0	0-1-0	1-0-0		AWAY		2-0-0		2-0-0		0-0-0		
1-1-0	0-0-0	0-1-0		NEUTRAL		0-0-0		1-0-0		0-0-0		
8-3-0	0-2-0	0-1-0		NON-CONFERENCE		2-0-0		5-0-0		1-0-0		
3-2-0	0-2-0	0-0-0		HOME		0-0-0		2-0-0		1-0-0		
4-0-0	0-0-0	0-0-		AWAY		2-0-0		2-0-0		0-0-0		
1-1-0	0-0-0	0-1-0		NEUTRAL		0-0-0		1-0-0		0-0-0		
2-3-0	0-3-0	1-0-0		CONFERENCE		1-0-0		0-0-0		0-0-0		
1-2-0	0-2-0	0-0-0		HOME		1-0-0		0-0-0		0-0-0		
1-1-0	0-1-0	1-0-0		AWAY		0-0-0		0-0-0		0-0-0		
0-0-0	0-0-0	0-0-0		NEUTRAL		0-0-0		0-0-0		0-0-0		
RPI S	Opponent	Score	RPI S	Opponent	Score	RPI S	Opponent	Score	RPI S	Opponent	Score	
5 H	Florida	2 7	34 N	Dayton	1 3	55 A	San Diego	2 1	111 A	Creighton	2 1	
10 A	Oklahoma St.	1 5	50 A	Texas Tech	3 1	60 H	Texas	3 2	112 N	Southern California	3 2	
16 H	Baylor	1 3				71 A	Missouri St.	3 1	139 A	Purdue	1 0	
19 H	Texas A&M	0 3							148 H	Oral Roberts	6 1	
25 H	Tennessee	1 2							149 H	Arkansas	4 1	
									187 H	South Dakota St.	2 1	

LAST 10 GAMES												
50 A	Texas Tech	3 1	148 H	Oral Roberts	6 1							
111 A	Creighton	2 1	10 A	Oklahoma St.	1 5							
16 H	Baylor	1 3	5 H	Florida	2 7							
19 H	Texas A&M	0 3	139 A	Purdue	1 0							
60 H	Texas	3 2	34 N	Dayton	1 3							

Non-Div. I Games:

Kansas

Average RPI Win:	111	WON-LOST RECORD	WINNING PCT. RANK	LAST 10 GAMES	STRENGTH OF SCHEDULE	OPP. STRENGTH OF SCHEDULE	TEAM RPI	ADJ RPI	CONF. RPI	ADJ CONF. RPI	
Average RPI Loss:	47										
DIV. I ONLY	11-4-1	.71875	42	6-2-1	49	58	31	.61401	30	6	6
DIV. I NON-CONF.	6-2-0	.75	40	1-0-0	76	63	39	.60236	39	5	5
<hr/>											
TOTALS	RPI 1-25	RPI 26-50		W-L RECORDS	RPI 51-100		RPI 101-150		RPI 150+		
11-4-1	0-2-0	3-0-0		OVERALL	2-1-1		4-1-0		2-0-0		
7-1-0	0-0-0	1-0-0		HOME	2-0-0		2-1-0		2-0-0		
3-2-1	0-1-0	2-0-0		AWAY	0-1-1		1-0-0		0-0-0		
1-1-0	0-1-0	0-0-0		NEUTRAL	0-0-0		1-0-0		0-0-0		
<hr/>											
6-2-0	0-1-0	1-0-0		NON-CONFERENCE	1-0-0		2-1-0		2-0-0		
3-1-0	0-0-0	0-0-0		HOME	1-0-0		0-1-0		2-0-0		
2-0-0	0-0-0	1-0-		AWAY	0-0-0		1-0-0		0-0-0		
1-1-0	0-1-0	0-0-0		NEUTRAL	0-0-0		1-0-0		0-0-0		
<hr/>											
5-2-1	0-1-0	2-0-0		CONFERENCE	1-1-1		2-0-0		0-0-0		
4-0-0	0-0-0	1-0-0		HOME	1-0-0		2-0-0		0-0-0		
1-2-1	0-1-0	1-0-0		AWAY	0-1-1		0-0-0		0-0-0		
0-0-0	0-0-0	0-0-0		NEUTRAL	0-0-0		0-0-0		0-0-0		
<hr/>											
RPI S	Opponent	Score		RPI S	Opponent	Score		RPI S	Opponent	Score	
9 N	Pepperdine	2	4	41 A	Louisville	2	1	51 A	Iowa	2	2
13 A	Penn St.	0	1	47 A	Michigan St.	1	0	52 A	Ohio St.	1	2
				49 H	Wisconsin	1	0	72 H	Minnesota	1	0
								95 H	Toledo	5	1

Non-Div. I Games:

Illinois

Average RPI Win:	154	WON-LOST RECORD	WINNING PCT. RANK	LAST 10 GAMES	STRENGTH OF SCHEDULE	OPP. STRENGTH OF SCHEDULE	TEAM RPI	ADJ RPI	CONF. RPI	ADJ CONF. RPI		
Average RPI Loss:	25											
DIV. I ONLY		10-4-2	.6875	54	6-3-1	31	33	29	.61277	31	4	4
DIV. I NON-CONF.		6-3-1	.65	84	2-2-0	60	58	50	.58503	51	4	4
<hr/>												
TOTALS	RPI 1-25	RPI 26-50		W-L RECORDS		RPI 51-100		RPI 101-150		RPI 150+		
10-4-2	1-3-2	0-0-0		OVERALL		0-1-0		3-0-0		6-0-0		
6-1-1	1-1-1	0-0-0		HOME		0-0-0		2-0-0		3-0-0		
4-2-1	0-1-1	0-0-0		AWAY		0-1-0		1-0-0		3-0-0		
0-1-0	0-1-0	0-0-0		NEUTRAL		0-0-0		0-0-0		0-0-0		
6-3-1	0-2-1	0-0-0		NON-CONFERENCE		0-1-0		1-0-0		5-0-0		
3-0-0	0-0-0	0-0-0		HOME		0-0-0		1-0-0		2-0-0		
3-2-1	0-1-1	0-0-		AWAY		0-1-0		0-0-0		3-0-0		
0-1-0	0-1-0	0-0-0		NEUTRAL		0-0-0		0-0-0		0-0-0		
4-1-1	1-1-1	0-0-0		CONFERENCE		0-0-0		2-0-0		1-0-0		
3-1-1	1-1-1	0-0-0		HOME		0-0-0		1-0-0		1-0-0		
1-0-0	0-0-0	0-0-0		AWAY		0-0-0		1-0-0		0-0-0		
0-0-0	0-0-0	0-0-0		NEUTRAL		0-0-0		0-0-0		0-0-0		
RPI	S	Opponent	Score	RPI	S	Opponent	Score	RPI	S	Opponent	Score	
2	H	Stanford	0 1									
3	H	UCLA	0 0									
7	A	Virginia	0 0									
20	N	UCF	0 2									
23	H	California	2 0									
24	A	Santa Clara	0 1									
					</							

Non-Div. I Games:

Washington St.

Average RPI Win: 109		WON-LOST RECORD		WINNING PCT. RANK		LAST 10 GAMES		STRENGTH OF SCHEDULE		OPP. STRENGTH OF SCHEDULE		TEAM RPI		ADJ RPI		CONF. RPI		ADJ CONF. RPI	
DIV. I ONLY		12-4-0		.75 27		7-2-0		91		19		36		.61173 32		3		3	
DIV. I NON-CONF.		6-2-0		.75 40		1-0-0		119		57		52		.5865 48		2		2	
TOTALS		RPI 1-25		RPI 26-50		W-L RECORDS		RPI 51-100		RPI 101-150		RPI 150+							
12-4-0		1-1-0		2-1-0		OVERALL		3-1-0		3-1-0		3-0-0							
5-3-0		0-1-0		1-0-0		HOME		0-1-0		2-1-0		2-0-0							
6-1-0		1-0-0		1-1-0		AWAY		2-0-0		1-0-0		1-0-0							
1-0-0		0-0-0		0-0-0		NEUTRAL		1-0-0		0-0-0		0-0-0							
6-2-0		0-0-0		0-0-0		NON-CONFERENCE		3-1-0		0-1-0		3-0-0							
2-2-0		0-0-0		0-0-0		HOME		0-1-0		0-1-0		2-0-0							
3-0-0		0-0-0		0-0-		AWAY		2-0-0		0-0-0		1-0-0							
1-0-0		0-0-0		0-0-0		NEUTRAL		1-0-0		0-0-0		0-0-0							
6-2-0		1-1-0		2-1-0		CONFERENCE		0-0-0		3-0-0		0-0-0							
3-1-0		0-1-0		1-0-0		HOME		0-0-0		2-0-0		0-0-0							
3-1-0		1-0-0		1-1-0		AWAY		0-0-0		1-0-0		0-0-0							
0-0-0		0-0-0		0-0-0		NEUTRAL		0-0-0		0-0-0		0-0-0							
RPI	S	Opponent		Score		RPI	S	Opponent		Score		RPI	S	Opponent		Score			
5	H	Florida		0 1		33	A	LSU		1 2		60	H	Texas		0 3			
15	A	Kentucky		2 1		39	H	South Carolina		2 1		66	A	UNC Greensboro		4 1			
						43	A	Vanderbilt		2 0		72	A	Minnesota		2 1			
												75	N	Iowa St.		2 0			

Non-Div. I Games:

Georgia

LSU

LSU

Average RPI Win:		117	WON-LOST RECORD		WINNING PCT. RANK		LAST 10 GAMES		STRENGTH OF SCHEDULE		OPP. STRENGTH OF SCHEDULE		TEAM RPI		ADJ RPI		CONF. RPI		ADJ CONF. RPI					
Average RPI Loss:		88																						
DIV. I ONLY			11-3-2		.75		27		6-3-1		69		48		34		.61035		35		9		9	
DIV. I NON-CONF.			7-2-1		.75		40		2-2-0		81		16		36		.61237		32		9		9	
TOTALS		RPI 1-25		RPI 26-50		W-L RECORDS		RPI 51-100		RPI 101-150		RPI 150+												
11-3-2		1-1-1		0-0-0		OVERALL		4-1-1		2-0-0		4-1-0												
5-1-0		0-0-0		0-0-0		HOME		2-1-0		1-0-0		2-0-0												
3-2-1		1-1-0		0-0-0		AWAY		2-0-1		0-0-0		0-1-0												
3-0-1		0-0-1		0-0-0		NEUTRAL		0-0-0		1-0-0		2-0-0												
7-2-1		1-1-1		0-0-0		NON-CONFERENCE		2-1-0		1-0-0		3-0-0												
2-1-0		0-0-0		0-0-0		HOME		1-1-0		0-0-0		1-0-0												
2-1-0		1-1-0		0-0-		AWAY		1-0-0		0-0-0		0-0-0												
3-0-1		0-0-1		0-0-0		NEUTRAL		0-0-0		1-0-0		2-0-0												
4-1-1		0-0-0		0-0-0		CONFERENCE		2-0-1		1-0-0		1-1-0												
3-0-0		0-0-0		0-0-0		HOME		1-0-0		1-0-0		1-0-0												
1-1-1		0-0-0		0-0-0		AWAY		1-0-1		0-0-0		0-1-0												
0-0-0		0-0-0		0-0-0		NEUTRAL		0-0-0		0-0-0		0-0-0												
RPI	S	Opponent		Score		RPI	S	Opponent		Score		RPI	S	Opponent		Score								
2	A	Stanford		0	2			53	H	Portland		3	1	102	H	Cal Poly		1	0					
19	A	Texas A&M		1	0			55	A	San Diego		3	2	145	N	Mississippi St.		2	0					
24	N	Santa Clara		1	1			56	H	Long Beach St.		2	0	152	N	UTSA		2	1					
								81	A	UC Davis		2	2	153	H	UC Santa Barbara		1	0					
								88	A	Cal St. Fullerton		2	1	165	A	Pacific		2	3					
								96	H	St. Mary's (CA)		1	2	197	H	Hawaii		2	1					
														264	N	San Jose St.		2	1					
LAST 10 GAMES																								
		56	H	Long Beach St.		2	0	81	A	UC Davis		2	2											
		88	A	Cal St. Fullerton		2	1	55	A	San Diego		3	2											
		102	H	Cal Poly		1	0	53	H	Portland		3	1											
		153	H	UC Santa Barbara		1	0	96	H	St. Mary's (CA)		1	2											
		165	A	Pacific		2	3	2	A	Stanford		0	2											

Non-Div. I Games:

UC Irvine

Average RPI Win: 159		WON-LOST	WINNING	LAST 10	STRENGTH OF		OPP. STRENGTH	TEAM	ADJ	CONF.	ADJ CONF.
Average RPI Loss: 11		RECORD	PCT. RANK	GAMES	SCHEDULE		OF SCHEDULE	RPI	RPI	RPI	RPI
DIV. I ONLY		9-6-2	.58824	107	12		36	35	.60508	36	1
DIV. I NON-CONF.		9-1-0	.9	8	63		159	20	.63775	21	1
TOTALS		RPI 1-25	RPI 26-50		W-L RECORDS		RPI 51-100		RPI 101-150		RPI 150+
9-6-2		0-5-1	1-1-1		OVERALL		0-0-0		2-0-0		6-0-0
6-3-0		0-2-0	1-1-0		HOME		0-0-0		1-0-0		4-0-0
2-2-2		0-2-1	0-0-1		AWAY		0-0-0		0-0-0		2-0-0
1-1-0		0-1-0	0-0-0		NEUTRAL		0-0-0		1-0-0		0-0-0
9-1-0		0-1-0	1-0-0		NON-CONFERENCE		0-0-0		2-0-0		6-0-0
6-0-0		0-0-0	1-0-0		HOME		0-0-0		1-0-0		4-0-0
2-0-0		0-0-0	0-0-		AWAY		0-0-0		0-0-0		2-0-0
1-1-0		0-1-0	0-0-0		NEUTRAL		0-0-0		1-0-0		0-0-0
0-5-2		0-4-1	0-1-1		CONFERENCE		0-0-0		0-0-0		0-0-0
0-3-0		0-2-0	0-1-0		HOME		0-0-0		0-0-0		0-0-0
0-2-2		0-2-1	0-0-1		AWAY		0-0-0		0-0-0		0-0-0
0-0-0		0-0-0	0-0-0		NEUTRAL		0-0-0		0-0-0		0-0-0
RPI S	Opponent	Score	RPI S	Opponent	Score	RPI S	Opponent	Score	RPI S	Opponent	Score
1	H Wake Forest	1 2	27	H Virginia Tech	0 1				108	N Colorado Col.	4 1
6	A North Carolina	1 5	28	A Maryland	0 0				119	H Navy	1 0
7	H Virginia	0 1	33	H LSU	1 0				155	H Old Dominion	4 1
12	A Miami (FL)	1 1							191	H VCU	1 0
13	N Penn St.	1 3							200	H North Florida	3 0
14	A Florida St.	0 2							204	H Towson	3 1
									208	A Longwood	4 1
									214	A High Point	1 0
LAST 10 GAMES											
	27 H Virginia Tech	0 1		28 A Maryland	0 0						
	7 H Virginia	0 1		1 H Wake Forest	1 2						
	208 A Longwood	4 1		204 H Towson	3 1						
	14 A Florida St.	0 2		6 A North Carolina	1 5						
	12 A Miami (FL)	1 1		200 H North Florida	3 0						

Non-Div. I Games:

North Carolina St.

Average RPI Win: 154		WON-LOST	WINNING	LAST 10	STRENGTH OF		OPP. STRENGTH	TEAM	ADJ		CONF.	ADJ CONF.	
Average RPI Loss: 57		RECORD	PCT. RANK	GAMES	SCHEDULE		OF SCHEDULE	RPI	RPI		RPI	RPI	
DIV. I ONLY		13-1-2	.875	8	9-0-1		162	80	37	.59983	38	11	12
DIV. I NON-CONF.		5-1-2	.75	40	1-0-1		131	35	55	.58088	56	10	10
TOTALS		RPI 1-25	RPI 26-50		W-L RECORDS		RPI 51-100		RPI 101-150		RPI 150+		
13-1-2	0-0-0	1-0-0		OVERALL		2-1-1		3-0-1		7-0-0			
8-0-1	0-0-0	1-0-0		HOME		1-0-0		2-0-1		4-0-0			
3-1-1	0-0-0	0-0-0		AWAY		1-1-1		1-0-0		1-0-0			
2-0-0	0-0-0	0-0-0		NEUTRAL		0-0-0		0-0-0		2-0-0			
5-1-2	0-0-0	1-0-0		NON-CONFERENCE		1-1-1		0-0-1		3-0-0			
3-0-1	0-0-0	1-0-0		HOME		1-0-0		0-0-1		1-0-0			
0-1-1	0-0-0	0-0-		AWAY		0-1-1		0-0-0		0-0-0			
2-0-0	0-0-0	0-0-0		NEUTRAL		0-0-0		0-0-0		2-0-0			
8-0-0	0-0-0	0-0-0		CONFERENCE		1-0-0		3-0-0		4-0-0			
5-0-0	0-0-0	0-0-0		HOME		0-0-0		2-0-0		3-0-0			
3-0-0	0-0-0	0-0-0		AWAY		1-0-0		1-0-0		1-0-0			
0-0-0	0-0-0	0-0-0		NEUTRAL		0-0-0		0-0-0		0-0-0			
RPI S	Opponent	Score	RPI S	Opponent	Score	RPI S	Opponent	Score	RPI S	Opponent	Score		
			42 H	Georgetown	3 1	57 A	Richmond	0 2	103 H	Villanova	2 2		
						85 A	East Carolina	2 2	106 H	George Mason	3 1		
						92 H	St. John's (NY)	5 0	113 H	Delaware	2 1		
						93 A	Northeastern	3 1	129 A	Hofstra	1 0		
									169 H	Drexel	2 0		
									173 H	Princeton	2 0		
									180 N	Marshall	4 0		
									201 H	Georgia St.	3 0		
									204 H	Towson	5 0		
									209 N	Appalachian St.	2 0		
									286 A	UNC Wilmington	3 0		
			LAST 10 GAMES										
			93 A	Northeastern	3 1	201 H	Georgia St.	3 0					
			129 A	Hofstra	1 0	106 H	George Mason	3 1					
			113 H	Delaware	2 1	204 H	Towson	5 0					
			169 H	Drexel	2 0	173 H	Princeton	2 0					
			286 A	UNC Wilmington	3 0	85 A	East Carolina	2 2					

Average RPI Win:		114	WON-LOST RECORD		WINNING PCT. RANK		LAST 10 GAMES		STRENGTH OF SCHEDULE		OPP. STRENGTH OF SCHEDULE		TEAM RPI		ADJ RPI		CONF. RPI		ADJ CONF. RPI				
DIV. I ONLY			12-5-0		.70588 50		6-3-0		95		9		39		.59665 39		3		3				
DIV. I NON-CONF.			6-3-0		.66667 77		0-1-0		186		6		83		.55078 84		2		2				
TOTALS		RPI 1-25		RPI 26-50		W-L RECORDS		RPI 51-100		RPI 101-150		RPI 150+											
12-5-0		2-3-0		1-1-0		OVERALL		3-1-0		4-0-0		2-0-0											
5-2-0		1-2-0		1-0-0		HOME		2-0-0		1-0-0		0-0-0											
6-3-0		1-1-0		0-1-0		AWAY		1-1-0		3-0-0		1-0-0											
1-0-0		0-0-0		0-0-0		NEUTRAL		0-0-0		0-0-0		1-0-0											
6-3-0		0-2-0		0-0-0		NON-CONFERENCE		2-1-0		2-0-0		2-0-0											
2-1-0		0-1-0		0-0-0		HOME		1-0-0		1-0-0		0-0-0											
3-2-0		0-1-0		0-0-		AWAY		1-1-0		1-0-0		1-0-0											
1-0-0		0-0-0		0-0-0		NEUTRAL		0-0-0		0-0-0		1-0-0											
6-2-0		2-1-0		1-1-0		CONFERENCE		1-0-0		2-0-0		0-0-0											
3-1-0		1-1-0		1-0-0		HOME		1-0-0		0-0-0		0-0-0											
3-1-0		1-0-0		0-1-0		AWAY		0-0-0		2-0-0		0-0-0											
0-0-0		0-0-0		0-0-0		NEUTRAL		0-0-0		0-0-0		0-0-0											
RPI	S	Opponent		Score		RPI	S	Opponent		Score		RPI	S	Opponent		Score							
1	H	Wake Forest		0	2	32	A	Georgia		1	2	78	H	Alabama		4	1	128	A	Clemson		2	0
4	A	Duke		0	2	43	H	Vanderbilt		3	0	85	A	East Carolina		4	0	130	A	Ole Miss		3	0
15	H	Kentucky		0	1							93	H	Northeastern		4	0	138	H	Charlotte		2	1
22	H	Auburn		3	1							98	A	Arizona St.		0	1	145	A	Mississippi St.		1	0
25	A	Tennessee		2	1													195	A	Arizona		1	0
																		286	N	UNC Wilmington		2	0
LAST 10 GAMES																							
						130	A	Ole Miss		3	0	15	H	Kentucky		0	1						
						145	A	Mississippi St.		1	0	32	A	Georgia		1	2						
						22	H	Auburn		3	1	25	A	Tennessee		2	1						
						78	H	Alabama		4	1	1	H	Wake Forest		0	2						
						43	H	Vanderbilt		3	0	138	H	Charlotte		2	1						

Non-Div. I Games:

South Carolina

Average RPI Win: 138		WON-LOST	WINNING	LAST 10	STRENGTH OF	OPP. STRENGTH	TEAM	ADJ	CONF.	ADJ CONF.	
Average RPI Loss: 51		RECORD	PCT. RANK	GAMES	SCHEDULE	OF SCHEDULE	RPI	RPI	RPI	RPI	
DIV. I ONLY		9-5-2	.625 84	5-3-2	25	85	40	.59543 40	7	7	
DIV. I NON-CONF.		5-2-1	.6875 68	1-0-1	36	74	35	.60983 35	8	8	
TOTALS		RPI 1-25	RPI 26-50	W-L RECORDS	RPI 51-100	RPI 101-150	RPI 150+				
9-5-2	0-2-0	1-1-1	OVERALL	3-1-1	1-1-0	4-0-0					
6-2-0	0-2-0	1-0-0	HOME	1-0-0	0-0-0	4-0-0					
3-3-2	0-0-0	0-1-1	AWAY	2-1-1	1-1-0	0-0-0					
0-0-0	0-0-0	0-0-0	NEUTRAL	0-0-0	0-0-0	0-0-0					
5-2-1	0-0-0	1-1-1	NON-CONFERENCE	1-1-0	1-0-0	2-0-0					
4-0-0	0-0-0	1-0-0	HOME	1-0-0	0-0-0	2-0-0					
1-2-1	0-0-0	0-1-	AWAY	0-1-0	1-0-0	0-0-0					
0-0-0	0-0-0	0-0-0	NEUTRAL	0-0-0	0-0-0	0-0-0					
4-3-1	0-2-0	0-0-0	CONFERENCE	2-0-1	0-1-0	2-0-0					
2-2-0	0-2-0	0-0-0	HOME	0-0-0	0-0-0	2-0-0					
2-1-1	0-0-0	0-0-0	AWAY	2-0-1	0-1-0	0-0-0					
0-0-0	0-0-0	0-0-0	NEUTRAL	0-0-0	0-0-0	0-0-0					
RPI S	Opponent	Score	RPI S	Opponent	Score	RPI S	Opponent	Score	RPI S	Opponent	Score
8 H	Memphis	0 1	33 H	LSU	1 0	64 A	Tulsa	2 0	108 A	Colorado Col.	0 1
20 H	UCF	0 1	46 A	BYU	0 0	69 A	Utah St.	0 1	118 A	TCU	1 0
			50 A	Texas Tech	0 1	70 H	Western Ky.	3 2	164 H	UAB	4 0
						76 A	SMU	1 0	212 H	McNeese St.	3 0
						89 A	UTEP	2 2	230 H	Sam Houston St.	4 1
									271 H	Southern Miss.	3 1
			LAST 10 GAMES								
			271 H	Southern Miss.	3 1	76 A	SMU	1 0			
			20 H	UCF	0 1	8 H	Memphis	0 1			
			89 A	UTEP	2 2	164 H	UAB	4 0			
			108 A	Colorado Col.	0 1	70 H	Western Ky.	3 2			
			64 A	Tulsa	2 0	46 A	BYU	0 0			

Non-Div. I Games:

Rice

Average RPI Win: 122		WON-LOST RECORD		WINNING PCT. RANK		LAST 10 GAMES		STRENGTH OF SCHEDULE		OPP. STRENGTH OF SCHEDULE		TEAM RPI		ADJ RPI		CONF. RPI		ADJ CONF. RPI	
DIV. I ONLY		9-5-3		.61765 95		6-1-2		34		62		42		.59149 41		8		8	
DIV. I NON-CONF.		2-4-1		.35714 232		0-0-0		13		59		85		.54853 87		7		7	
TOTALS		RPI 1-25		RPI 26-50		W-L RECORDS		RPI 51-100		RPI 101-150		RPI 150+							
9-5-3		0-3-0		2-1-0		OVERALL		1-1-2		2-0-0		4-0-1							
3-4-1		0-2-0		0-1-0		HOME		1-1-0		1-0-0		1-0-1							
5-1-2		0-1-0		2-0-0		AWAY		0-0-2		1-0-0		2-0-0							
1-0-0		0-0-0		0-0-0		NEUTRAL		0-0-0		0-0-0		1-0-0							
2-4-1		0-2-0		0-1-0		NON-CONFERENCE		0-1-1		0-0-0		2-0-0							
0-3-0		0-1-0		0-1-0		HOME		0-1-0		0-0-0		0-0-0							
1-1-1		0-1-0		0-0-		AWAY		0-0-1		0-0-0		1-0-0							
1-0-0		0-0-0		0-0-0		NEUTRAL		0-0-0		0-0-0		1-0-0							
7-1-2		0-1-0		2-0-0		CONFERENCE		1-0-1		2-0-0		2-0-1							
3-1-1		0-1-0		0-0-0		HOME		1-0-0		1-0-0		1-0-1							
4-0-1		0-0-0		2-0-0		AWAY		0-0-1		1-0-0		1-0-0							
0-0-0		0-0-0		0-0-0		NEUTRAL		0-0-0		0-0-0		0-0-0							
RPI S	Opponent		Score		RPI S	Opponent		Score		RPI S	Opponent		Score		RPI S	Opponent		Score	
15 A	Kentucky		0	2	30 H	Illinois		1	2	54 H	Central Mich.		0	1	103 A	Villanova		3	2
16 H	Baylor		0	3	37 A	Notre Dame		1	0	63 A	Connecticut		2	2	115 H	Seton Hall		3	0
17 H	Marquette		0	1	42 A	Georgetown		2	1	86 H	Rutgers		2	1	159 A	Providence		1	0
										95 A	Toledo		1	1	168 H	South Fla.		2	1
															175 N	Butler		1	0
															196 H	DePaul		1	1
															217 A	Eastern Ky.		5	0
LAST 10 GAMES																			
						115 H	Seton Hall		3	0	17 H	Marquette		0	1				
						86 H	Rutgers		2	1	159 A	Providence		1	0				
						42 A	Georgetown		2	1	63 A	Connecticut		2	2				
						103 A	Villanova		3	2	196 H	DePaul		1	1				
						168 H	South Fla.		2	1	37 A	Notre Dame		1	0				

Non-Div. I Games:

Louisville

Average RPI Win:	155	WON-LOST RECORD	WINNING PCT. RANK	LAST 10 GAMES	STRENGTH OF SCHEDULE	OPP. STRENGTH OF SCHEDULE	TEAM RPI	ADJ RPI	CONF. RPI	ADJ CONF. RPI		
DIV. I ONLY		13-5-0	.72222	41	7-2-0	85	83	43	.59123	42	8	8
DIV. I NON-CONF.		6-2-0	.75	40	0-0-0	31	177	31	.61343	31	7	7
<hr/>												
TOTALS	RPI 1-25	RPI 26-50		W-L RECORDS		RPI 51-100		RPI 101-150		RPI 150+		
13-5-0	0-1-0	1-3-0		OVERALL		3-0-0		2-1-0		7-0-0		
7-3-0	0-1-0	0-2-0		HOME		1-0-0		2-0-0		4-0-0		
5-2-0	0-0-0	1-1-0		AWAY		2-0-0		0-1-0		2-0-0		
1-0-0	0-0-0	0-0-0		NEUTRAL		0-0-0		0-0-0		1-0-0		
6-2-0	0-1-0	0-1-0		NON-CONFERENCE		0-0-0		2-0-0		4-0-0		
4-1-0	0-1-0	0-0-0		HOME		0-0-0		2-0-0		2-0-0		
1-1-0	0-0-0	0-0-		AWAY		0-0-0		0-0-0		1-0-0		
1-0-0	0-0-0	0-0-0		NEUTRAL		0-0-0		0-0-0		1-0-0		
7-3-0	0-0-0	1-2-0		CONFERENCE		3-0-0		0-1-0		3-0-0		
3-2-0	0-0-0	0-2-0		HOME		1-0-0		0-0-0		2-0-0		
4-1-0	0-0-0	1-0-0		AWAY		2-0-0		0-1-0		1-0-0		
0-0-0	0-0-0	0-0-0		NEUTRAL		0-0-0		0-0-0		0-0-0		
RPI S	Opponent	Score		RPI S	Opponent	Score		RPI S	Opponent	Score		
2 H	Stanford	1	4	26 H	West Virginia	1	3	84 A	Syracuse	3	1	
				37 A	Notre Dame	3	2	86 H	Rutgers	4	1	
				38 A	William & Mary	1	3	92 A	St. John's (NY)	2	1	
				41 H	Louisville	1	2					

Non-Div. I Games:

Georgetown

Average RPI Win:	112	WON-LOST RECORD	WINNING PCT. RANK	LAST 10 GAMES	STRENGTH OF SCHEDULE	OPP. STRENGTH OF SCHEDULE	TEAM RPI	ADJ RPI	CONF. RPI	ADJ CONF. RPI		
DIV. I ONLY		8-8-0	.5	147	3-6-0	6	70	44	.59107	43	3	3
DIV. I NON-CONF.		6-2-0	.75	40	1-0-0	7	156	14	.65173	15	2	2
<hr/>												
TOTALS	RPI 1-25	RPI 26-50		W-L RECORDS		RPI 51-100		RPI 101-150		RPI 150+		
8-8-0	0-4-0	1-2-0		OVERALL		2-2-0		3-0-0		2-0-0		
6-4-0	0-2-0	1-1-0		HOME		2-1-0		2-0-0		1-0-0		
1-4-0	0-2-0	0-1-0		AWAY		0-1-0		0-0-0		1-0-0		
1-0-0	0-0-0	0-0-0		NEUTRAL		0-0-0		1-0-0		0-0-0		
6-2-0	0-1-0	0-0-0		NON-CONFERENCE		2-1-0		2-0-0		2-0-0		
4-2-0	0-1-0	0-0-0		HOME		2-1-0		1-0-0		1-0-0		
1-0-0	0-0-0	0-0-		AWAY		0-0-0		0-0-0		1-0-0		
1-0-0	0-0-0	0-0-0		NEUTRAL		0-0-0		1-0-0		0-0-0		
2-6-0	0-3-0	1-2-0		CONFERENCE		0-1-0		1-0-0		0-0-0		
2-2-0	0-1-0	1-1-0		HOME		0-0-0		1-0-0		0-0-0		
0-4-0	0-2-0	0-1-0		AWAY		0-1-0		0-0-0		0-0-0		
0-0-0	0-0-0	0-0-0		NEUTRAL		0-0-0		0-0-0		0-0-0		
RPI	S	Opponent	Score	RPI	S	Opponent	Score	RPI	S	Opponent	Score	
5	A	Florida	0 2	32	H	Georgia	0 2	70	H	Western Ky.	2 0	
8	H	Memphis	0 2	33	H	LSU	2 1	71	H	Missouri St.	1 2	
22	A	Auburn	0 3	39	A	South Carolina	0 3	78	A	Alabama	0 2	
25	H	Tennessee	0 1					79	H	Samford	2 0	
										168	A South Fla.	1 0
										171	H Furman	1 0
				LAST 10 GAMES								
				25	H	Tennessee	0 1	5	A	Florida	0 2	
				32	H	Georgia	0 2	22	A	Auburn	0 3	
				149	H	Arkansas	2 0	78	A	Alabama	0 2	
				33	H	LSU	2 1	79	H	Samford	2 0	
				39	A	South Carolina	0 3	8	H	Memphis	0 2	

Non-Div. I Games:

Vanderbilt

Average RPI Win: 178		WON-LOST	WINNING	LAST 10	STRENGTH OF		OPP. STRENGTH	TEAM	ADJ		CONF.	ADJ CONF.			
Average RPI Loss: 64		RECORD	PCT. RANK	GAMES	SCHEDULE		OF SCHEDULE	RPI	RPI		RPI	RPI			
DIV. I ONLY		14-2-1	.85294	10	9-0-0		184	103	45		.59089	44			
DIV. I NON-CONF.		7-2-1	.75	40	2-0-0		47	28	25		.62915	25			
TOTALS		RPI 1-25	RPI 26-50		W-L RECORDS		RPI 51-100		RPI 101-150		RPI 150+				
14-2-1		0-0-1	0-0-0		OVERALL		4-2-0		2-0-0		8-0-0				
8-0-0		0-0-0	0-0-0		HOME		2-0-0		2-0-0		4-0-0				
5-2-1		0-0-1	0-0-0		AWAY		1-2-0		0-0-0		4-0-0				
1-0-0		0-0-0	0-0-0		NEUTRAL		1-0-0		0-0-0		0-0-0				
7-2-1		0-0-1	0-0-0		NON-CONFERENCE		4-2-0		2-0-0		1-0-0				
5-0-0		0-0-0	0-0-0		HOME		2-0-0		2-0-0		1-0-0				
1-2-1		0-0-1	0-0-		AWAY		1-2-0		0-0-0		0-0-0				
1-0-0		0-0-0	0-0-0		NEUTRAL		1-0-0		0-0-0		0-0-0				
7-0-0		0-0-0	0-0-0		CONFERENCE		0-0-0		0-0-0		7-0-0				
3-0-0		0-0-0	0-0-0		HOME		0-0-0		0-0-0		3-0-0				
4-0-0		0-0-0	0-0-0		AWAY		0-0-0		0-0-0		4-0-0				
0-0-0		0-0-0	0-0-0		NEUTRAL		0-0-0		0-0-0		0-0-0				
RPI S	Opponent	Score		RPI S	Opponent	Score		RPI S	Opponent	Score		RPI S	Opponent	Score	
18 A	Boston College	1	1					53 N	Portland	2	0	107 H	Yale	3	1
								62 H	Harvard	3	0	141 H	Loyola Maryland	3	0
								63 A	Connecticut	0	3	166 H	Illinois St.	3	2
								65 A	Massachusetts	0	1	233 A	Albany (NY)	2	0
								68 A	Washington	1	0	237 A	New Hampshire	1	0
								93 H	Northeastern	2	0	238 H	Vermont	5	0
												254 A	Stony Brook	2	0
												265 A	Maine	2	1
												270 H	Binghamton	4	1
												309 H	UMBC	8	0
				LAST 10 GAMES											
				309 H	UMBC	8	0	238 H	Vermont	5	0				
				254 A	Stony Brook	2	0	233 A	Albany (NY)	2	0				
				270 H	Binghamton	4	1	107 H	Yale	3	1				
				237 A	New Hampshire	1	0	62 H	Harvard	3	0				
				265 A	Maine	2	1	65 A	Massachusetts	0	1				

Non-Div. I Games:

Boston U.

Average RPI Win:	193	WON-LOST	WINNING	LAST 10	STRENGTH OF	OPP. STRENGTH	TEAM	ADJ	CONF.	ADJ CONF.	
Average RPI Loss:	70	RECORD	PCT. RANK	GAMES	SCHEDULE	OF SCHEDULE	RPI	RPI	RPI	RPI	
DIV. I ONLY	11-2-1	.82143	17	9-0-0	109	208	41	.58755	45	21	21
DIV. I NON-CONF.	5-2-1	.6875	68	3-0-0	110	178	76	.55703	75	26	26
<hr/>											
TOTALS	RPI 1-25	RPI 26-50		W-L RECORDS		RPI 51-100		RPI 101-150		RPI 150+	
11-2-1	0-0-0	0-0-0		OVERALL		1-2-0		3-0-0		7-0-1	
6-0-0	0-0-0	0-0-0		HOME		1-0-0		1-0-0		4-0-0	
4-2-1	0-0-0	0-0-0		AWAY		0-2-0		1-0-0		3-0-1	
1-0-0	0-0-0	0-0-0		NEUTRAL		0-0-0		1-0-0		0-0-0	
<hr/>											
5-2-1	0-0-0	0-0-0		NON-CONFERENCE		1-2-0		2-0-0		2-0-1	
4-0-0	0-0-0	0-0-0		HOME		1-0-0		1-0-0		2-0-0	
0-2-1	0-0-0	0-0-		AWAY		0-2-0		0-0-0		0-0-1	
1-0-0	0-0-0	0-0-0		NEUTRAL		0-0-0		1-0-0		0-0-0	
<hr/>											
6-0-0	0-0-0	0-0-0		CONFERENCE		0-0-0		1-0-0		5-0-0	
2-0-0	0-0-0	0-0-0		HOME		0-0-0		0-0-0		2-0-0	
4-0-0	0-0-0	0-0-0		AWAY		0-0-0		1-0-0		3-0-0	
0-0-0	0-0-0	0-0-0		NEUTRAL		0-0-0		0-0-0		0-0-0	
<hr/>											
RPI S	Opponent	Score	RPI S	Opponent	Score	RPI S	Opponent	Score	RPI S	Opponent	Score
						64 A	Tulsa	0 1	114 A	Texas St.	1 0
						76 A	SMU	1 2	118 H	TCU	3 2
						89 H	UTEP	1 0	148 N	Oral Roberts	4 0
									152 A	UTSA	3 0
									189 A	Louisiana Tech	1 1
									199 A	Lamar	1 0
									212 A	McNeese St.	5 0
									251 H	Houston Baptist	3 0
									259 H	Northwestern St.	5 0
									280 H	Central Ark.	6 0
									299 H	Jackson St.	11 0
			LAST 10 GAMES								
			199 A	Lamar	1 0	152 A	UTSA	3 0			
			212 A	McNeese St.	5 0	299 H	Jackson St.	11 0			
			259 H	Northwestern St.	5 0	118 H	TCU	3 2			
			280 H	Central Ark.	6 0	251 H	Houston Baptist	3 0			
			114 A	Texas St.	1 0	189 A	Louisiana Tech	1 1			

Non-Div. I Games:

Stephen F. Austin

BYU

BYU

Average RPI Win:	152	WON-LOST RECORD	WINNING PCT. RANK	LAST 10 GAMES	STRENGTH OF SCHEDULE	OPP. STRENGTH OF SCHEDULE	TEAM RPI	ADJ RPI	CONF. RPI	ADJ CONF. RPI					
DIV. I ONLY		12-4-0	.75	27	7-3-0	127	65	48	.58294	47	6	6			
DIV. I NON-CONF.		7-1-0	.875	15	2-0-0	194	81	46	.58659	47	5	5			
<hr/>															
TOTALS	RPI 1-25	RPI 26-50		W-L RECORDS		RPI 51-100		RPI 101-150		RPI 150+					
12-4-0	0-1-0	0-2-0		OVERALL		3-1-0		3-0-0		6-0-0					
6-3-0	0-1-0	0-2-0		HOME		2-0-0		1-0-0		3-0-0					
4-1-0	0-0-0	0-0-0		AWAY		1-1-0		2-0-0		1-0-0					
2-0-0	0-0-0	0-0-0		NEUTRAL		0-0-0		0-0-0		2-0-0					
7-1-0	0-1-0	0-0-0		NON-CONFERENCE		0-0-0		1-0-0		6-0-0					
4-1-0	0-1-0	0-0-0		HOME		0-0-0		1-0-0		3-0-0					
1-0-0	0-0-0	0-0-		AWAY		0-0-0		0-0-0		1-0-0					
2-0-0	0-0-0	0-0-0		NEUTRAL		0-0-0		0-0-0		2-0-0					
5-3-0	0-0-0	0-2-0		CONFERENCE		3-1-0		2-0-0		0-0-0					
2-2-0	0-0-0	0-2-0		HOME		2-0-0		0-0-0		0-0-0					
3-1-0	0-0-0	0-0-0		AWAY		1-1-0		2-0-0		0-0-0					
0-0-0	0-0-0	0-0-0		NEUTRAL		0-0-0		0-0-0		0-0-0					
RPI S	Opponent	Score		RPI S	Opponent	Score		RPI S	Opponent	Score					
11 H	Milwaukee	2	3	30 H	Illinois	0	1	51 A	Iowa	0	1	116 H	Detroit	4	3
				49 H	Wisconsin	1	2	72 H	Minnesota	3	0	139 A	Purdue	2	1
								77 A	Nebraska	1	0	146 A	Indiana	2	1
								83 H	Michigan	2	0	153 H	UC Santa Barbara	4	1
												154 A	Akron	5	0
												196 N	DePaul	1	0
												205 N	Duquesne	3	0
												234 H	Oakland	1	0
												244 H	Bowling Green	2	0
<hr/>															
LAST 10 GAMES															
146 A Indiana				2	1	72 H Minnesota				3	0				
83 H Michigan				2	0	49 H Wisconsin				1	2				
30 H Illinois				0	1	139 A Purdue				2	1				
51 A Iowa				0	1	116 H Detroit				4	3				
77 A Nebraska				1	0	153 H UC Santa Barbara				4	1				

Non-Div. I Games:

Michigan St.

Average RPI Win: 183		WON-LOST RECORD		WINNING PCT. RANK		LAST 10 GAMES		STRENGTH OF SCHEDULE		OPP. STRENGTH OF SCHEDULE		TEAM RPI		ADJ RPI		CONF. RPI		ADJ CONF. RPI	
DIV. I ONLY		13-3-0		.8125 19		8-2-0		156		108		47		.58257 48		13		13	
DIV. I NON-CONF.		6-2-0		.75 40		1-1-0		180		56		67		.56358 70		14		14	
TOTALS		RPI 1-25		RPI 26-50		W-L RECORDS		RPI 51-100		RPI 101-150		RPI 150+							
13-3-0		0-2-0		0-0-0		OVERALL		2-1-0		3-0-0		8-0-0							
7-1-0		0-1-0		0-0-0		HOME		2-0-0		2-0-0		3-0-0							
4-2-0		0-1-0		0-0-0		AWAY		0-1-0		0-0-0		4-0-0							
2-0-0		0-0-0		0-0-0		NEUTRAL		0-0-0		1-0-0		1-0-0							
6-2-0		0-2-0		0-0-0		NON-CONFERENCE		1-0-0		1-0-0		4-0-0							
3-1-0		0-1-0		0-0-0		HOME		1-0-0		0-0-0		2-0-0							
1-1-0		0-1-0		0-0-		AWAY		0-0-0		0-0-0		1-0-0							
2-0-0		0-0-0		0-0-0		NEUTRAL		0-0-0		1-0-0		1-0-0							
7-1-0		0-0-0		0-0-0		CONFERENCE		1-1-0		2-0-0		4-0-0							
4-0-0		0-0-0		0-0-0		HOME		1-0-0		2-0-0		1-0-0							
3-1-0		0-0-0		0-0-0		AWAY		0-1-0		0-0-0		3-0-0							
0-0-0		0-0-0		0-0-0		NEUTRAL		0-0-0		0-0-0		0-0-0							
RPI S	Opponent	Score		RPI S	Opponent	Score		RPI S	Opponent	Score		RPI S	Opponent	Score					
22 H	Auburn	1	2					67 A	FIU	0	1	108 N	Colorado Col.	2	1				
23 A	California	2	4					70 H	Western Ky.	2	0	126 H	Middle Tenn.	4	2				
								77 H	Nebraska	3	2	150 H	South Ala.	7	0				
												174 N	San Francisco	3	1				
												192 A	Fla. Atlantic	3	0				
												207 A	Colorado	1	0				
												225 H	Northern Colo.	2	1				
												241 H	Troy	6	0				
												267 H	CSU Bakersfield	1	0				
												268 A	La.-Lafayette	2	1				
												274 A	La.-Monroe	3	0				
				LAST 10 GAMES															
								67 A	FIU	0	1	268 A	La.-Lafayette	2	1				
								192 A	Fla. Atlantic	3	0	70 H	Western Ky.	2	0				
								241 H	Troy	6	0	126 H	Middle Tenn.	4	2				
								150 H	South Ala.	7	0	22 H	Auburn	1	2				
								274 A	La.-Monroe	3	0	267 H	CSU Bakersfield	1	0				

Non-Div. I Games:

Denver

Average RPI Win:		121	WON-LOST RECORD		WINNING PCT. RANK		LAST 10 GAMES		STRENGTH OF SCHEDULE		OPP. STRENGTH OF SCHEDULE		TEAM RPI		ADJ RPI		CONF. RPI		ADJ CONF. RPI	
DIV. I ONLY			8-5-3		.59375 102		3-4-3		58		41		52		.58055 49		6		6	
DIV. I NON-CONF.			5-3-0		.625 94		0-2-0		56		70		56		.58234 54		5		5	
TOTALS		RPI 1-25		RPI 26-50		W-L RECORDS		RPI 51-100		RPI 101-150		RPI 150+								
8-5-3		1-1-0		2-2-0		OVERALL		2-2-2		0-0-0		3-0-1								
3-2-1		1-0-0		0-0-0		HOME		1-2-1		0-0-0		1-0-0								
5-3-2		0-1-0		2-2-0		AWAY		1-0-1		0-0-0		2-0-1								
0-0-0		0-0-0		0-0-0		NEUTRAL		0-0-0		0-0-0		0-0-0								
5-3-0		0-1-0		1-1-0		NON-CONFERENCE		1-1-0		0-0-0		3-0-0								
2-1-0		0-0-0		0-0-0		HOME		1-1-0		0-0-0		1-0-0								
3-2-0		0-1-0		1-0-		AWAY		0-0-0		0-0-0		2-0-0								
0-0-0		0-0-0		0-0-0		NEUTRAL		0-0-0		0-0-0		0-0-0								
3-2-3		1-0-0		1-1-0		CONFERENCE		1-1-2		0-0-0		0-0-1								
1-1-1		1-0-0		0-0-0		HOME		0-1-1		0-0-0		0-0-0								
2-1-2		0-0-0		1-1-0		AWAY		1-0-1		0-0-0		0-0-1								
0-0-0		0-0-0		0-0-0		NEUTRAL		0-0-0		0-0-0		0-0-0								
RPI	S	Opponent		Score		RPI	S	Opponent		Score		RPI	S	Opponent		Score				
11	A	Milwaukee		1	2	30	A	Illinois		0	1	52	H	Ohio St.		0	1			
13	H	Penn St.		1	0	34	A	Dayton		3	1	54	H	Central Mich.		1	2			
						37	A	Notre Dame		0	2	68	H	Washington		2	1			
						47	A	Michigan St.		2	1	72	H	Minnesota		2	2			
												77	A	Nebraska		2	0			
												83	A	Michigan		0	0			
LAST 10 GAMES																				
						30	A	Illinois		0	1	83	A	Michigan		0	0			
						210	A	Northwestern		1	1	47	A	Michigan St.		2	1			
						77	A	Nebraska		2	0	13	H	Penn St.		1	0			
						52	H	Ohio St.		0	1	54	H	Central Mich.		1	2			
						72	H	Minnesota		2	2	11	A	Milwaukee		1	2			

Non-Div. I Games:

Wisconsin

Average RPI Win:		118	WON-LOST RECORD		WINNING PCT. RANK	LAST 10 GAMES		STRENGTH OF SCHEDULE	OPP. STRENGTH OF SCHEDULE	TEAM RPI	ADJ RPI	CONF. RPI	ADJ CONF. RPI						
Average RPI Loss:		62																	
DIV. I ONLY			10-5-2		.64706 71		5-2-2		87		32		49		.58004 50		2 2		
DIV. I NON-CONF.			7-3-1		.68182 73		2-0-1		158		51		80		.55551 78		3 3		
TOTALS		RPI 1-25		RPI 26-50		W-L RECORDS		RPI 51-100		RPI 101-150		RPI 150+							
10-5-2		0-2-1		1-1-0		OVERALL		6-0-0		1-2-0		2-0-1							
7-4-0		0-1-0		1-1-0		HOME		4-0-0		2-0-0		2-0-0							
2-1-2		0-1-1		0-0-0		AWAY		1-0-0		1-0-0		0-0-1							
1-0-0		0-0-0		0-0-0		NEUTRAL		1-0-0		0-0-0		0-0-0							
7-3-1		0-1-0		1-0-0		NON-CONFERENCE		3-0-0		1-2-0		2-0-1							
5-2-0		0-0-0		1-0-0		HOME		2-0-0		0-2-0		2-0-0							
1-1-1		0-1-0		0-0-		AWAY		0-0-0		1-0-0		0-0-1							
1-0-0		0-0-0		0-0-0		NEUTRAL		1-0-0		0-0-0		0-0-0							
3-2-1		0-1-1		0-1-0		CONFERENCE		3-0-0		0-0-0		0-0-0							
2-2-0		0-1-0		0-1-0		HOME		2-0-0		0-0-0		0-0-0							
1-0-1		0-0-1		0-0-0		AWAY		1-0-0		0-0-0		0-0-0							
0-0-0		0-0-0		0-0-0		NEUTRAL		0-0-0		0-0-0		0-0-0							
RPI S	Opponent		Score		RPI S	Opponent		Score		RPI S	Opponent		Score		RPI S	Opponent		Score	
5 A	Florida		0	3	29 H	Kansas		1	3	59 H	Missouri		1	0	118 A	TCU		2	1
16 A	Baylor		0	0	40 H	Rice		1	0	60 H	Texas		3	2	129 H	Hofstra		1	2
19 H	Texas A&M		0	2						95 H	Toledo		3	0	130 H	Ole Miss		0	1
										96 H	St. Mary's (CA)		2	0	195 A	Arizona		0	0
										97 A	Oklahoma		2	0	219 H	New Mexico St.		1	0
										98 N	Arizona St.		5	0	295 H	Northern Ariz.		5	0
LAST 10 GAMES																			
60 H	Texas		3	2	16 A	Baylor		0	0										
29 H	Kansas		1	3	295 H	Northern Ariz.		5	0										
118 A	TCU		2	1	59 H	Missouri		1	0										
19 H	Texas A&M		0	2	195 A	Arizona		0	0										
97 A	Oklahoma		2	0	98 N	Arizona St.		5	0										

Non-Div. I Games:

Texas Tech

Average RPI Win: 170		WON-LOST RECORD	WINNING PCT. RANK		LAST 10 GAMES	STRENGTH OF SCHEDULE	OPP. STRENGTH OF SCHEDULE	TEAM RPI	ADJ RPI		CONF. RPI	ADJ CONF. RPI											
Average RPI Loss: 56																							
DIV. I ONLY		11-3-2	.75	27	4-3-2	141	97	56	.57769	51	6	6											
DIV. I NON-CONF.		8-0-0	1	1	1-0-0	273	187	51	.58433	52	5	5											
<hr/>																							
TOTALS		RPI 1-25		RPI 26-50		W-L RECORDS		RPI 51-100		RPI 101-150		RPI 150+											
11-3-2		0-1-0		1-0-1		OVERALL		3-2-0		1-0-1		6-0-0											
6-2-1		0-0-0		1-0-1		HOME		2-2-0		0-0-0		3-0-0											
5-1-1		0-1-0		0-0-0		AWAY		1-0-0		1-0-1		3-0-0											
0-0-0		0-0-0		0-0-0		NEUTRAL		0-0-0		0-0-0		0-0-0											
8-0-0		0-0-0		0-0-0		NON-CONFERENCE		2-0-0		0-0-0		6-0-0											
5-0-0		0-0-0		0-0-0		HOME		2-0-0		0-0-0		3-0-0											
3-0-0		0-0-0		0-0-		AWAY		0-0-0		0-0-0		3-0-0											
0-0-0		0-0-0		0-0-0		NEUTRAL		0-0-0		0-0-0		0-0-0											
3-3-2		0-1-0		1-0-1		CONFERENCE		1-2-0		1-0-1		0-0-0											
1-2-1		0-0-0		1-0-1		HOME		0-2-0		0-0-0		0-0-0											
2-1-1		0-1-0		0-0-0		AWAY		1-0-0		1-0-1		0-0-0											
0-0-0		0-0-0		0-0-0		NEUTRAL		0-0-0		0-0-0		0-0-0											
RPI	S	Opponent		Score		RPI	S	Opponent		Score		RPI	S	Opponent		Score							
13	A	Penn St.		0 4		30	H	Illinois		2 2		52	A	Ohio St.		1 0							
						47	H	Michigan St.		1 0		72	H	Minnesota		1 2							
												75	H	Iowa St.		4 1							
												80	H	Southeast Mo. St.		2 1							
												83	H	Michigan		0 1							
														139 A Purdue		1 1							
														146 A Indiana		1 0							
														196 A DePaul		3 0							
														224 A George Washington		4 1							
														236 H Western Ill.		6 1							
														252 A American		3 1							
														256 H UNI		2 0							
														311 H South Dakota		5 0							
<hr/>																							
LAST 10 GAMES																							
13 A Penn St.						0 4						139 A Purdue						1 1					
52 A Ohio St.						1 0						146 A Indiana						1 0					
72 H Minnesota						1 2						30 H Illinois						2 2					
47 H Michigan St.						1 0						256 H UNI						2 0					
83 H Michigan						0 1						311 H South Dakota						5 0					

Non-Div. I Games:

Iowa

Average RPI Win: 116		WON-LOST RECORD		WINNING PCT. RANK		LAST 10 GAMES		STRENGTH OF SCHEDULE		OPP. STRENGTH OF SCHEDULE		TEAM RPI		ADJ RPI		CONF. RPI		ADJ CONF. RPI	
DIV. I ONLY		8-7-1		.53125 137		4-5-1		22		60		53		.57764 52		6		6	
DIV. I NON-CONF.		5-3-0		.625 94		1-1-0		8		90		26		.62548 26		5		5	
TOTALS		RPI 1-25		RPI 26-50		W-L RECORDS		RPI 51-100		RPI 101-150		RPI 150+							
8-7-1		0-2-0		3-1-0		OVERALL		0-3-1		2-1-0		3-0-0							
6-4-0		0-1-0		1-1-0		HOME		0-2-0		2-0-0		3-0-0							
2-3-1		0-1-0		2-0-0		AWAY		0-1-1		0-1-0		0-0-0							
0-0-0		0-0-0		0-0-0		NEUTRAL		0-0-0		0-0-0		0-0-0							
5-3-0		0-1-0		1-1-0		NON-CONFERENCE		0-1-0		2-0-0		2-0-0							
4-2-0		0-1-0		0-1-0		HOME		0-0-0		2-0-0		2-0-0							
1-1-0		0-0-0		1-0-		AWAY		0-1-0		0-0-0		0-0-0							
0-0-0		0-0-0		0-0-0		NEUTRAL		0-0-0		0-0-0		0-0-0							
3-4-1		0-1-0		2-0-0		CONFERENCE		0-2-1		0-1-0		1-0-0							
2-2-0		0-0-0		1-0-0		HOME		0-2-0		0-0-0		1-0-0							
1-2-1		0-1-0		1-0-0		AWAY		0-0-1		0-1-0		0-0-0							
0-0-0		0-0-0		0-0-0		NEUTRAL		0-0-0		0-0-0		0-0-0							
RPI S	Opponent	Score		RPI S	Opponent	Score		RPI S	Opponent	Score		RPI S	Opponent	Score					
6 H	North Carolina	0	3	26 A	West Virginia	2	0	51 H	Iowa	0	1	121 H	Wright St.	2	1				
13 A	Penn St.	1	3	30 H	Illinois	2	1	59 A	Missouri	0	1	135 H	Radford	4	0				
				34 H	Dayton	0	1	72 A	Minnesota	1	1	139 A	Purdue	1	2				
				49 A	Wisconsin	1	0	77 H	Nebraska	2	3	156 H	Xavier	1	0				
												203 H	Ohio	1	0				
												210 H	Northwestern	2	0				
				LAST 10 GAMES															
				77 H	Nebraska	2	3	210 H	Northwestern	2	0								
				51 H	Iowa	0	1	30 H	Illinois	2	1								
				139 A	Purdue	1	2	72 A	Minnesota	1	1								
				49 A	Wisconsin	1	0	34 H	Dayton	0	1								
				13 A	Penn St.	1	3	203 H	Ohio	1	0								

Non-Div. I Games:

Ohio St.

P
o
r
t
l
a
n
d

Portland

[illegible]

Non-Div. I Games:

Central Mich.

Average RPI Win:		100	WON-LOST RECORD		WINNING PCT. RANK		LAST 10 GAMES		STRENGTH OF SCHEDULE		OPP. STRENGTH OF SCHEDULE		TEAM RPI		ADJ RPI		CONF. RPI		ADJ CONF. RPI	
Average RPI Loss:		35																		
DIV. I ONLY			7-7-0		.5 147		3-6-0		21		21		57		.57573 55		5		5	
DIV. I NON-CONF.			5-6-0		.45455 187		1-5-0		25		24		69		.56582 67		6		6	
TOTALS		RPI 1-25		RPI 26-50		W-L RECORDS		RPI 51-100		RPI 101-150		RPI 150+								
7-7-0		0-3-0		0-2-0		OVERALL		4-2-0		1-0-0		2-0-0								
4-4-0		0-1-0		0-2-0		HOME		2-1-0		0-0-0		2-0-0								
2-2-0		0-1-0		0-0-0		AWAY		1-1-0		1-0-0		0-0-0								
1-1-0		0-1-0		0-0-0		NEUTRAL		1-0-0		0-0-0		0-0-0								
5-6-0		0-2-0		0-2-0		NON-CONFERENCE		3-2-0		1-0-0		1-0-0								
3-4-0		0-1-0		0-2-0		HOME		2-1-0		0-0-0		1-0-0								
1-1-0		0-0-0		0-0-		AWAY		0-1-0		1-0-0		0-0-0								
1-1-0		0-1-0		0-0-0		NEUTRAL		1-0-0		0-0-0		0-0-0								
2-1-0		0-1-0		0-0-0		CONFERENCE		1-0-0		0-0-0		1-0-0								
1-0-0		0-0-0		0-0-0		HOME		0-0-0		0-0-0		1-0-0								
1-1-0		0-1-0		0-0-0		AWAY		1-0-0		0-0-0		0-0-0								
0-0-0		0-0-0		0-0-0		NEUTRAL		0-0-0		0-0-0		0-0-0								
RPI	S	Opponent		Score		RPI	S	Opponent		Score		RPI	S	Opponent		Score				
9	A	Pepperdine		0	1	29	H	Kansas		1	2	53	A	Portland		2	1			
10	N	Oklahoma St.		1	2	35	H	UC Irvine		2	3	56	H	Long Beach St.		0	1			
20	H	UCF		0	1							59	H	Missouri		2	1			
												60	N	Texas		2	1			
												78	H	Alabama		2	0			
												88	A	Cal St. Fullerton		0	2			
LAST 10 GAMES																				
						53	A	Portland		2	1	56	H	Long Beach St.		0	1			
						174	H	San Francisco		3	0	10	N	Oklahoma St.		1	2			
						9	A	Pepperdine		0	1	60	N	Texas		2	1			
						35	H	UC Irvine		2	3	20	H	UCF		0	1			
						88	A	Cal St. Fullerton		0	2	78	H	Alabama		2	0			

Non-Div. I Games:

San Diego

Average RPI Win: 140		WON-LOST RECORD		WINNING PCT. RANK		LAST 10 GAMES		STRENGTH OF SCHEDULE		OPP. STRENGTH OF SCHEDULE		TEAM RPI		ADJ RPI		CONF. RPI		ADJ CONF. RPI	
DIV. I ONLY		10-5-1		.65625 66		6-2-1		88		56		50		.57568 56		9		9	
DIV. I NON-CONF.		7-3-1		.68182 73		3-0-1		78		49		49		.58584 49		9		9	
TOTALS		RPI 1-25		RPI 26-50		W-L RECORDS		RPI 51-100		RPI 101-150		RPI 150+							
10-5-1		0-3-0		0-1-0		OVERALL		3-1-0		2-0-1		5-0-0							
6-1-0		0-1-0		0-0-0		HOME		2-0-0		0-0-0		4-0-0							
4-4-1		0-2-0		0-1-0		AWAY		1-1-0		2-0-1		1-0-0							
0-0-0		0-0-0		0-0-0		NEUTRAL		0-0-0		0-0-0		0-0-0							
7-3-1		0-3-0		0-0-0		NON-CONFERENCE		2-0-0		1-0-1		4-0-0							
5-1-0		0-1-0		0-0-0		HOME		1-0-0		0-0-0		4-0-0							
2-2-1		0-2-0		0-0-		AWAY		1-0-0		1-0-1		0-0-0							
0-0-0		0-0-0		0-0-0		NEUTRAL		0-0-0		0-0-0		0-0-0							
3-2-0		0-0-0		0-1-0		CONFERENCE		1-1-0		1-0-0		1-0-0							
1-0-0		0-0-0		0-0-0		HOME		1-0-0		0-0-0		0-0-0							
2-2-0		0-0-0		0-1-0		AWAY		0-1-0		1-0-0		1-0-0							
0-0-0		0-0-0		0-0-0		NEUTRAL		0-0-0		0-0-0		0-0-0							
RPI S	Opponent	Score		RPI S	Opponent	Score		RPI S	Opponent	Score		RPI S	Opponent	Score					
11 A	Milwaukee	2	3	35 A	UC Irvine	0	2	55 A	San Diego	1	0	102 A	Cal Poly	6	0				
17 A	Marquette	1	2					87 A	Cal St. Northridge	0	1	104 A	San Diego St.	1	1				
23 H	California	0	2					88 H	Cal St. Fullerton	2	1	112 A	Southern California	2	1				
								96 H	St. Mary's (CA)	6	0	153 A	UC Santa Barbara	2	1				
												173 H	Princeton	3	1				
												178 H	UNLV	4	1				
												197 H	Hawaii	3	0				
												246 H	Sacramento St.	3	0				
LAST 10 GAMES																			
				35 A	UC Irvine	0	2	178 H	UNLV	4	1								
				87 A	Cal St. Northridge	0	1	96 H	St. Mary's (CA)	6	0								
				88 H	Cal St. Fullerton	2	1	55 A	San Diego	1	0								
				102 A	Cal Poly	6	0	104 A	San Diego St.	1	1								
				153 A	UC Santa Barbara	2	1	23 H	California	0	2								

Non-Div. I Games:

Long Beach St.

Average RPI Win:	163	WON-LOST RECORD	WINNING PCT. RANK	LAST 10 GAMES	STRENGTH OF SCHEDULE	OPP. STRENGTH OF SCHEDULE	TEAM RPI	ADJ RPI	CONF. RPI	ADJ CONF. RPI		
DIV. I ONLY		10-4-3	.67647	61	8-1-1	77	121	51	.57526	57	10	10
DIV. I NON-CONF.		6-3-2	.63636	89	4-0-0	50	120	54	.58116	55	11	11
<hr/>												
TOTALS	RPI 1-25	RPI 26-50		W-L RECORDS		RPI 51-100		RPI 101-150		RPI 150+		
10-4-3	0-2-0	2-0-0		OVERALL		0-0-0		0-1-1		8-1-2		
4-0-2	0-0-0	2-0-0		HOME		0-0-0		0-0-0		2-0-2		
4-4-0	0-2-0	0-0-0		AWAY		0-0-0		0-1-0		4-1-0		
2-0-1	0-0-0	0-0-0		NEUTRAL		0-0-0		0-0-1		2-0-0		
<hr/>												
6-3-2	0-2-0	1-0-0		NON-CONFERENCE		0-0-0		0-1-1		5-0-1		
3-0-1	0-0-0	1-0-0		HOME		0-0-0		0-0-0		2-0-1		
1-3-0	0-2-0	0-0-		AWAY		0-0-0		0-1-0		1-0-0		
2-0-1	0-0-0	0-0-0		NEUTRAL		0-0-0		0-0-1		2-0-0		
<hr/>												
4-1-1	0-0-0	1-0-0		CONFERENCE		0-0-0		0-0-0		3-1-1		
1-0-1	0-0-0	1-0-0		HOME		0-0-0		0-0-0		0-0-1		
3-1-0	0-0-0	0-0-0		AWAY		0-0-0		0-0-0		3-1-0		
0-0-0	0-0-0	0-0-0		NEUTRAL		0-0-0		0-0-0		0-0-0		
<hr/>												
RPI S	Opponent	Score		RPI S	Opponent	Score		RPI S	Opponent	Score		
7 A	Virginia	0	6	34 H	Dayton	1	0		106 N	George Mason	1 1	
13 A	Penn St.	0	3	38 H	William & Mary	2	0		117 A	James Madison	0 2	
									155 H	Old Dominion	4 0	
									156 H	Xavier	0 0	
									161 A	St. Bonaventure	2 0	
									172 N	Western Caro.	4 1	
									177 A	Saint Joseph's	2 1	
									194 H	Liberty	1 0	
									200 N	North Florida	2 1	
									205 A	Duquesne	0 1	
									208 H	Longwood	0 0	
									247 A	Temple	3 2	
									252 A	American	2 0	
<hr/>												
				LAST 10 GAMES								
				34 H Dayton				205 A Duquesne 0 1				
				156 H Xavier				252 A American 2 0				
				177 A Saint Joseph's				200 N North Florida 2 1				
				247 A Temple				172 N Western Caro. 4 1				
				161 A St. Bonaventure				194 H Liberty 1 0				

Non-Div. I Games:

Richmond

Average RPI Win: 140		WON-LOST RECORD		WINNING PCT. RANK		LAST 10 GAMES		STRENGTH OF SCHEDULE		OPP. STRENGTH OF SCHEDULE		TEAM RPI		ADJ RPI		CONF. RPI		ADJ CONF. RPI	
DIV. I ONLY		10-4-1		.7 51		6-3-0		140		20		58		.57291 58		4		4	
DIV. I NON-CONF.		6-2-1		.72222 56		2-1-0		71		26		40		.60259 38		4		4	
TOTALS		RPI 1-25		RPI 26-50		W-L RECORDS		RPI 51-100		RPI 101-150		RPI 150+							
10-4-1		0-2-1		0-0-0		OVERALL		4-1-0		2-1-0		4-0-0							
3-1-0		0-1-0		0-0-0		HOME		2-0-0		0-0-0		1-0-0							
5-3-0		0-1-0		0-0-0		AWAY		1-1-0		2-1-0		2-0-0							
2-0-1		0-0-1		0-0-0		NEUTRAL		1-0-0		0-0-0		1-0-0							
6-2-1		0-1-1		0-0-0		NON-CONFERENCE		3-1-0		1-0-0		2-0-0							
2-1-0		0-1-0		0-0-0		HOME		2-0-0		0-0-0		0-0-0							
2-1-0		0-0-0		0-0-		AWAY		0-1-0		1-0-0		1-0-0							
2-0-1		0-0-1		0-0-0		NEUTRAL		1-0-0		0-0-0		1-0-0							
4-2-0		0-1-0		0-0-0		CONFERENCE		1-0-0		1-1-0		2-0-0							
1-0-0		0-0-0		0-0-0		HOME		0-0-0		0-0-0		1-0-0							
3-2-0		0-1-0		0-0-0		AWAY		1-0-0		1-1-0		1-0-0							
0-0-0		0-0-0		0-0-0		NEUTRAL		0-0-0		0-0-0		0-0-0							
RPI	S	Opponent		Score		RPI	S	Opponent		Score		RPI	S	Opponent		Score			
3	A	UCLA		0 1				53	A	Portland		1 2	112	A	Southern California		1 0		
14	H	Florida St.		0 1				67	H	FIU		7 0	125	A	Utah		0 1		
24	N	Santa Clara		1 1				81	H	UC Davis		1 0	139	A	Purdue		1 0		
								91	N	New Mexico		2 1	175	A	Butler		2 1		
								98	A	Arizona St.		2 0	195	A	Arizona		1 0		
												207	H	Colorado		2 0			
												237	N	New Hampshire		4 0			
</																			

Non-Div. I Games:

Tie,
 Loss,
 Non-Conf,
 S Site, H Home, A Away, N Neutral

Page 59

Average RPI Win: 104		WON-LOST	WINNING	LAST 10	STRENGTH OF	OPP. STRENGTH	TEAM	ADJ	CONF.	ADJ CONF.							
Average RPI Loss: 56		RECORD	PCT. RANK	GAMES	SCHEDULE	OF SCHEDULE	RPI	RPI	RPI	RPI							
DIV. I ONLY		9-6-1	.59375	102	4-5-1	84	18	65	.5719	60	2	2					
DIV. I NON-CONF.		6-3-0	.66667	77	1-2-0	216	12	96	.54164	95	3	3					
<hr/>																	
TOTALS		RPI 1-25		RPI 26-50		W-L RECORDS		RPI 51-100		RPI 101-150		RPI 150+					
9-6-1		0-1-1		1-2-0		OVERALL		4-2-0		2-1-0		2-0-0					
5-3-0		0-1-0		0-0-0		HOME		3-1-0		0-1-0		2-0-0					
4-2-1		0-0-1		1-2-0		AWAY		1-0-0		2-0-0		0-0-0					
0-1-0		0-0-0		0-0-0		NEUTRAL		0-1-0		0-0-0		0-0-0					
6-3-0		0-0-0		1-0-0		NON-CONFERENCE		1-2-0		2-1-0		2-0-0					
3-2-0		0-0-0		0-0-0		HOME		1-1-0		0-1-0		2-0-0					
3-0-0		0-0-0		1-0-		AWAY		0-0-0		2-0-0		0-0-0					
0-1-0		0-0-0		0-0-0		NEUTRAL		0-1-0		0-0-0		0-0-0					
3-3-1		0-1-1		0-2-0		CONFERENCE		3-0-0		0-0-0		0-0-0					
2-1-0		0-1-0		0-0-0		HOME		2-0-0		0-0-0		0-0-0					
1-2-1		0-0-1		0-2-0		AWAY		1-0-0		0-0-0		0-0-0					
0-0-0		0-0-0		0-0-0		NEUTRAL		0-0-0		0-0-0		0-0-0					
RPI	S	Opponent		Score	RPI	S	Opponent		Score	RPI	S	Opponent	Score				
10	A	Oklahoma St.		1 1	29	A	Kansas		2 3	55	N	San Diego	1 2	104	H	San Diego St.	0 1
16	H	Baylor		0 1	32	A	Georgia		3 0	59	A	Missouri	2 1	112	A	Southern California	2 1
					50	A	Texas Tech		2 3	75	H	Iowa St.	2 1	137	A	Houston	3 0
										82	H	Loyola Marymount	1 3	152	H	UTSA	2 0
										87	H	Cal St. Northridge	5 1	182	H	Dartmouth	2 0
										97	H	Oklahoma	2 0				
<hr/>																	
LAST 10 GAMES																	
					50	A	Texas Tech		2 3	29	A	Kansas		2 3			
					10	A	Oklahoma St.		1 1	75	H	Iowa St.		2 1			
					104	H	San Diego St.		0 1	16	H	Baylor		0 1			
					97	H	Oklahoma		2 0	112	A	Southern California		2 1			
					59	A	Missouri		2 1	55	N	San Diego		1 2			

Non-Div. I Games:

Texas

Average RPI Win:	200	WON-LOST RECORD	WINNING PCT. RANK	LAST 10 GAMES	STRENGTH OF SCHEDULE	OPP. STRENGTH OF SCHEDULE	TEAM RPI	ADJ RPI	CONF. RPI	ADJ CONF. RPI		
DIV. I ONLY		11-3-2	.75	27	7-1-2	150	105	61	.57088	61	22	22
DIV. I NON-CONF.		5-3-1	.61111	106	1-1-1	140	11	86	.55112	83	22	21
<hr/>												
TOTALS	RPI 1-25	RPI 26-50		W-L RECORDS		RPI 51-100		RPI 101-150		RPI 150+		
11-3-2	0-2-1	0-0-0		OVERALL		1-1-0		2-0-1		8-0-0		
5-2-1	0-1-0	0-0-0		HOME		0-1-0		1-0-1		4-0-0		
6-1-1	0-1-1	0-0-0		AWAY		1-0-0		1-0-0		4-0-0		
0-0-0	0-0-0	0-0-0		NEUTRAL		0-0-0		0-0-0		0-0-0		
5-3-1	0-2-1	0-0-0		NON-CONFERENCE		1-1-0		1-0-0		3-0-0		
2-2-0	0-1-0	0-0-0		HOME		0-1-0		0-0-0		2-0-0		
3-1-1	0-1-1	0-0-		AWAY		1-0-0		1-0-0		1-0-0		
0-0-0	0-0-0	0-0-0		NEUTRAL		0-0-0		0-0-0		0-0-0		
6-0-1	0-0-0	0-0-0		CONFERENCE		0-0-0		1-0-1		5-0-0		
3-0-1	0-0-0	0-0-0		HOME		0-0-0		1-0-1		2-0-0		
3-0-0	0-0-0	0-0-0		AWAY		0-0-0		0-0-0		3-0-0		
0-0-0	0-0-0	0-0-0		NEUTRAL		0-0-0		0-0-0		0-0-0		
RPI	S	Opponent	Score	RPI	S	Opponent	Score	RPI	S	Opponent	Score	
5	A	Florida	0 5					67	A	FIU	3 2	
12	H	Miami (FL)	1 2					84	H	Syracuse	0 1	
20	A	UCF	0 0									

Non-Div. I Games:

Fla. Gulf Coast

Average RPI Win:	144	WON-LOST	WINNING	LAST 10	STRENGTH OF	OPP. STRENGTH	TEAM	ADJ	CONF.	ADJ CONF.		
Average RPI Loss:	140	RECORD	PCT. RANK	GAMES	SCHEDULE	OF SCHEDULE	RPI	RPI	RPI	RPI		
DIV. I ONLY		9-4-1	.67857	58	6-3-1	83	158	60	.56818	62	12	11
DIV. I NON-CONF.		6-4-0	.6	117	3-3-0	114	142	99	.53652	99	12	12
<hr/>												
TOTALS	RPI 1-25	RPI 26-50		W-L RECORDS		RPI 51-100		RPI 101-150		RPI 150+		
9-4-1	0-0-0	0-1-0		OVERALL		3-0-0		1-2-0		5-1-1		
8-1-0	0-0-0	0-0-0		HOME		3-0-0		0-1-0		5-0-0		
1-3-1	0-0-0	0-1-0		AWAY		0-0-0		1-1-0		0-1-1		
0-0-0	0-0-0	0-0-0		NEUTRAL		0-0-0		0-0-0		0-0-0		
6-4-0	0-0-0	0-1-0		NON-CONFERENCE		2-0-0		0-2-0		4-1-0		
6-1-0	0-0-0	0-0-0		HOME		2-0-0		0-1-0		4-0-0		
0-3-0	0-0-0	0-0-		AWAY		0-0-0		0-1-0		0-1-0		
0-0-0	0-0-0	0-0-0		NEUTRAL		0-0-0		0-0-0		0-0-0		
3-0-1	0-0-0	0-0-0		CONFERENCE		1-0-0		1-0-0		1-0-1		
2-0-0	0-0-0	0-0-0		HOME		1-0-0		0-0-0		1-0-0		
1-0-1	0-0-0	0-0-0		AWAY		0-0-0		1-0-0		0-0-1		
0-0-0	0-0-0	0-0-0		NEUTRAL		0-0-0		0-0-0		0-0-0		
RPI	S	Opponent	Score	RPI	S	Opponent	Score	RPI	S	Opponent	Score	
				44	A	Boston U.	0 3	63	H	Connecticut	2 1	
								65	H	Massachusetts	2 1	
								74	H	Penn	2 0	
										107	A Yale	2 1
										129	H Hofstra	4 5
										143	A Long Island	1 2
										160	H Brown	2 1
										170	H Elon	2 1
										188	H Fairfield	2 1
										216	A Cornell	2 2
										228	H Siena	2 0
										237	H New Hampshire	4 1
										243	A Rhode Island	2 3
<hr/>												
LAST 10 GAMES												
				160	H	Brown	2 1	237	H	New Hampshire	4 1	
				228	H	Siena	2 0	74	H	Penn	2 0	
				216	A	Cornell	2 2	243	A	Rhode Island	2 3	
				188	H	Fairfield	2 1	129	H	Hofstra	4 5	
				107	A	Yale	2 1	44	A	Boston U.	0 3	

Non-Div. I Games:

Harvard

Average RPI Win:	119	WON-LOST RECORD	WINNING PCT. RANK	LAST 10 GAMES	STRENGTH OF SCHEDULE	OPP. STRENGTH OF SCHEDULE	TEAM RPI	ADJ RPI	CONF. RPI	ADJ CONF. RPI				
DIV. I ONLY		7-7-2	.5	147	4-4-2	27	43	67	.56708	63	8	8		
DIV. I NON-CONF.		3-3-0	.5	151	0-0-0	3	41	24	.62966	24	7	7		

TOTALS	RPI 1-25	RPI 26-50		W-L RECORDS		RPI 51-100		RPI 101-150		RPI 150+				
7-7-2	1-1-0	1-3-1		OVERALL		1-3-0		1-0-0		3-0-1				
4-2-2	0-0-0	1-1-1		HOME		1-1-0		1-0-0		1-0-1				
3-4-0	1-1-0	0-1-0		AWAY		0-2-0		0-0-0		2-0-0				
0-1-0	0-0-0	0-1-0		NEUTRAL		0-0-0		0-0-0		0-0-0				
3-3-0	1-0-0	1-1-0		NON-CONFERENCE		0-2-0		1-0-0		0-0-0				
2-1-0	0-0-0	1-0-0		HOME		0-1-0		1-0-0		0-0-0				
1-1-0	1-0-0	0-0-		AWAY		0-1-0		0-0-0		0-0-0				
0-1-0	0-0-0	0-1-0		NEUTRAL		0-0-0		0-0-0		0-0-0				
4-4-2	0-1-0	0-2-1		CONFERENCE		1-1-0		0-0-0		3-0-1				
2-1-2	0-0-0	0-1-1		HOME		1-0-0		0-0-0		1-0-1				
2-3-0	0-1-0	0-1-0		AWAY		0-1-0		0-0-0		2-0-0				
0-0-0	0-0-0	0-0-0		NEUTRAL		0-0-0		0-0-0		0-0-0				
RPI	S	Opponent	Score		RPI	S	Opponent	Score		RPI	S	Opponent	Score	
1	A	Wake Forest	2	1	26	H	West Virginia	1	2	62	A	Harvard	1	2
17	A	Marquette	0	3	27	N	Virginia Tech	0	1	84	H	Syracuse	1	0
					37	A	Notre Dame	0	3	92	A	St. John's (NY)	0	1
					41	H	Louisville	2	2	93	H	Northeastern	1	2
					44	H	Boston U.	3	0					

Non-Div. I Games:

Connecticut

Average RPI Win: 162		WON-LOST RECORD		WINNING PCT. RANK		LAST 10 GAMES		STRENGTH OF SCHEDULE		OPP. STRENGTH OF SCHEDULE		TEAM RPI		ADJ RPI		CONF. RPI		ADJ CONF. RPI	
DIV. I ONLY		10-5-2		.64706 71		5-3-1		93		74		66		.56689 64		7		7	
DIV. I NON-CONF.		6-2-1		.72222 56		1-0-0		77		117		45		.59054 45		8		8	
TOTALS		RPI 1-25		RPI 26-50		W-L RECORDS		RPI 51-100		RPI 101-150		RPI 150+							
10-5-2		0-2-0		1-2-0		OVERALL		2-1-1		2-0-0		5-0-1							
7-2-1		0-1-0		1-1-0		HOME		2-0-0		1-0-0		3-0-1							
3-2-1		0-1-0		0-1-0		AWAY		0-0-1		1-0-0		2-0-0							
0-1-0		0-0-0		0-0-0		NEUTRAL		0-1-0		0-0-0		0-0-0							
6-2-1		0-0-0		1-1-0		NON-CONFERENCE		1-1-1		1-0-0		3-0-0							
4-0-0		0-0-0		1-0-0		HOME		1-0-0		0-0-0		2-0-0							
2-1-1		0-0-0		0-0-		AWAY		0-0-1		1-0-0		1-0-0							
0-1-0		0-0-0		0-0-0		NEUTRAL		0-1-0		0-0-0		0-0-0							
4-3-1		0-2-0		0-1-0		CONFERENCE		1-0-0		1-0-0		2-0-1							
3-2-1		0-1-0		0-1-0		HOME		1-0-0		1-0-0		1-0-1							
1-1-0		0-1-0		0-0-0		AWAY		0-0-0		0-0-0		1-0-0							
0-0-0		0-0-0		0-0-0		NEUTRAL		0-0-0		0-0-0		0-0-0							
RPI	S	Opponent		Score		RPI	S	Opponent		Score		RPI	S	Opponent		Score			
8	A	Memphis		0 4		37	A	Notre Dame		1 7		69	H	Utah St.		1 0			
20	H	UCF		1 2		40	H	Rice		0 2		71	A	Missouri St.		0 0			
						45	H	Stephen F. Austin		1 0		73	N	Western Mich.		1 2			
												85	H	East Carolina		1 0			

Non-Div. I Games:

Tulsa

Average RPI Win:	178	WON-LOST	WINNING	LAST 10	STRENGTH OF	OPP. STRENGTH	TEAM	ADJ	CONF.	ADJ CONF.	
Average RPI Loss:	91	RECORD	PCT. RANK	GAMES	SCHEDULE	OF SCHEDULE	RPI	RPI	RPI	RPI	
DIV. I ONLY	9-3-2	.71429	48	7-2-1	106	153	61	.56668	65	10	10
DIV. I NON-CONF.	6-2-1	.72222	56	4-1-0	135	158	73	.55827	74	11	11
<hr/>											
TOTALS	RPI 1-25	RPI 26-50		W-L RECORDS		RPI 51-100		RPI 101-150		RPI 150+	
9-3-2	0-1-0	1-0-0		OVERALL		0-1-0		1-0-0		7-1-2	
6-2-1	0-1-0	1-0-0		HOME		0-0-0		0-0-0		5-1-1	
3-1-1	0-0-0	0-0-0		AWAY		0-1-0		1-0-0		2-0-1	
0-0-0	0-0-0	0-0-0		NEUTRAL		0-0-0		0-0-0		0-0-0	
<hr/>											
6-2-1	0-0-0	1-0-0		NON-CONFERENCE		0-1-0		0-0-0		5-1-1	
4-1-1	0-0-0	1-0-0		HOME		0-0-0		0-0-0		3-1-1	
2-1-0	0-0-0	0-0-		AWAY		0-1-0		0-0-0		2-0-0	
0-0-0	0-0-0	0-0-0		NEUTRAL		0-0-0		0-0-0		0-0-0	
<hr/>											
3-1-1	0-1-0	0-0-0		CONFERENCE		0-0-0		1-0-0		2-0-1	
2-1-0	0-1-0	0-0-0		HOME		0-0-0		0-0-0		2-0-0	
1-0-1	0-0-0	0-0-0		AWAY		0-0-0		1-0-0		0-0-1	
0-0-0	0-0-0	0-0-0		NEUTRAL		0-0-0		0-0-0		0-0-0	
<hr/>											
RPI	S	Opponent	Score	RPI	S	Opponent	Score	RPI	S	Opponent	Score
21	H	La Salle	2 3	44	H	Boston U.	1 0	62	A	Harvard	1 2
								138	A	Charlotte	2 1
								151	A	Saint Louis	1 1
								160	H	Brown	1 0
								163	H	Fordham	2 0
								170	H	Elon	2 1
								182	A	Dartmouth	1 0
								188	H	Fairfield	0 0
								190	H	Bryant	1 4
								237	A	New Hampshire	2 1
								243	H	Rhode Island	2 0
265	H	Maine	1 0								
LAST 10 GAMES											
21	H	La Salle	2 3	182	A	Dartmouth	1 0				
163	H	Fordham	2 0	160	H	Brown	1 0				
151	A	Saint Louis	1 1	265	H	Maine	1 0				
138	A	Charlotte	2 1	44	H	Boston U.	1 0				
243	H	Rhode Island	2 0	62	A	Harvard	1 2				

Non-Div. I Games:

Massachusetts

Average RPI Win:	196	WON-LOST	WINNING	LAST 10	STRENGTH OF	OPP. STRENGTH	TEAM	ADJ	CONF.	ADJ CONF.		
Average RPI Loss:	25	RECORD	PCT. RANK	GAMES	SCHEDULE	OF SCHEDULE	RPI	RPI	RPI	RPI		
DIV. I ONLY		7-7-1	.5	147	6-3-1	15	117	63	.56642	66	18	18
DIV. I NON-CONF.		1-6-0	.14286	300	0-2-0	1	3	81	.5529	82	19	19
<hr/>												
TOTALS	RPI 1-25	RPI 26-50		W-L RECORDS		RPI 51-100		RPI 101-150		RPI 150+		
7-7-1	0-4-0	0-2-0		OVERALL		0-1-0		2-0-0		5-0-1		
2-5-1	0-2-0	0-2-0		HOME		0-1-0		0-0-0		2-0-1		
5-1-0	0-1-0	0-0-0		AWAY		0-0-0		2-0-0		3-0-0		
0-1-0	0-1-0	0-0-0		NEUTRAL		0-0-0		0-0-0		0-0-0		
1-6-0	0-4-0	0-2-0		NON-CONFERENCE		0-0-0		1-0-0		0-0-0		
0-4-0	0-2-0	0-2-0		HOME		0-0-0		0-0-0		0-0-0		
1-1-0	0-1-0	0-0-		AWAY		0-0-0		1-0-0		0-0-0		
0-1-0	0-1-0	0-0-0		NEUTRAL		0-0-0		0-0-0		0-0-0		
6-1-1	0-0-0	0-0-0		CONFERENCE		0-1-0		1-0-0		5-0-1		
2-1-1	0-0-0	0-0-0		HOME		0-1-0		0-0-0		2-0-1		
4-0-0	0-0-0	0-0-0		AWAY		0-0-0		1-0-0		3-0-0		
0-0-0	0-0-0	0-0-0		NEUTRAL		0-0-0		0-0-0		0-0-0		
RPI	S	Opponent	Score	RPI	S	Opponent	Score	RPI	S	Opponent	Score	
1	H	Wake Forest	0 5	27	H	Virginia Tech	0 4	79	H	Samford	0 1	
4	A	Duke	0 2	32	H	Georgia	1 4			101	A Col. of Charleston	2 1
6	N	North Carolina	0 2							106	A George Mason	4 1
25	H	Tennessee	0 2							171	H Furman	1 0
										185	A Davidson	1 0
										211	H Wofford	1 1
										260	A Ga. Southern	2 1
										261	H Chattanooga	6 1
										285	A Citadel	4 2

FIU

Average RPI Win: 150		WON-LOST RECORD	WINNING PCT. RANK		LAST 10 GAMES	STRENGTH OF SCHEDULE		OPP. STRENGTH OF SCHEDULE		TEAM RPI	ADJ RPI		CONF. RPI	ADJ CONF. RPI			
Average RPI Loss: 116																	
DIV. I ONLY		8-6-1	.56667	111	7-2-1	23		168		64	.56494	67	13	13			
DIV. I NON-CONF.		2-5-0	.28571	257	1-1-0	62		118		176	.4812	178	14	14			
TOTALS		RPI 1-25		RPI 26-50		W-L RECORDS		RPI 51-100		RPI 101-150		RPI 150+					
8-6-1		0-1-0		1-0-0		OVERALL		0-2-1		4-1-0		3-2-0					
5-3-0		0-1-0		1-0-0		HOME		0-1-0		2-0-0		2-1-0					
2-3-1		0-0-0		0-0-0		AWAY		0-1-1		1-1-0		1-1-0					
1-0-0		0-0-0		0-0-0		NEUTRAL		0-0-0		1-0-0		0-0-0					
2-5-0		0-1-0		0-0-0		NON-CONFERENCE		0-2-0		1-0-0		1-2-0					
1-3-0		0-1-0		0-0-0		HOME		0-1-0		0-0-0		1-1-0					
0-2-0		0-0-0		0-0-		AWAY		0-1-0		0-0-0		0-1-0					
1-0-0		0-0-0		0-0-0		NEUTRAL		0-0-0		1-0-0		0-0-0					
6-1-1		0-0-0		1-0-0		CONFERENCE		0-0-1		3-1-0		2-0-0					
4-0-0		0-0-0		1-0-0		HOME		0-0-0		2-0-0		1-0-0					
2-1-1		0-0-0		0-0-0		AWAY		0-0-1		1-1-0		1-0-0					
0-0-0		0-0-0		0-0-0		NEUTRAL		0-0-0		0-0-0		0-0-0					
RPI	S	Opponent		Score		RPI	S	Opponent		Score		RPI	S	Opponent		Score	
5	H	Florida		0 2		48	H	Denver		1 0		58	A	Oregon St.		0 7	
												61	H	Fla. Gulf Coast		2 3	
												70	A	Western Ky.		0 0	
												109	H	North Texas		1 0	
												124	N	Oregon		2 1	
												126	A	Middle Tenn.		0 2	
												147	A	UALR		2 1	
												150	H	South Ala.		2 0	
												154	H	Akron		1 0	
												206	H	UMKC		2 3	
												223	A	Arkansas St.		2 1	
												239	A	Stetson		1 2	
												241	H	Troy		3 0	
LAST 10 GAMES																	
						48	H	Denver		1 0		241	H	Troy		3 0	
						109	H	North Texas		1 0		223	A	Arkansas St.		2 1	
						126	A	Middle Tenn.		0 2		147	A	UALR		2 1	
						70	A	Western Ky.		0 0		124	N	Oregon		2 1	
						150	H	South Ala.		2 0		58	A	Oregon St.		0 7	

Non-Div. I Games: Florida Tech 2 0

FIU

Average RPI Win: 144		WON-LOST	WINNING	LAST 10	STRENGTH OF		OPP. STRENGTH	TEAM	ADJ		CONF.	ADJ CONF.
Average RPI Loss: 48		RECORD	PCT. RANK	GAMES	SCHEDULE		OF SCHEDULE	RPI	RPI		RPI	RPI
DIV. I ONLY		6-6-3	.5	147	5-3-1		35	31	68		.5631	68
DIV. I NON-CONF.		4-3-2	.55556	136	3-0-0		51	53	66		.56674	66
TOTALS		RPI 1-25	RPI 26-50		W-L RECORDS		RPI 51-100		RPI 101-150		RPI 150+	
6-6-3		0-2-1	0-2-1		OVERALL		1-1-1		2-1-0		3-0-0	
4-3-2		0-1-1	0-1-1		HOME		0-0-0		2-1-0		2-0-0	
1-2-1		0-1-0	0-1-0		AWAY		0-0-1		0-0-0		1-0-0	
1-1-0		0-0-0	0-0-0		NEUTRAL		1-1-0		0-0-0		0-0-0	
4-3-2		0-0-0	0-2-1		NON-CONFERENCE		1-1-1		1-0-0		2-0-0	
2-1-1		0-0-0	0-1-1		HOME		0-0-0		1-0-0		1-0-0	
1-1-1		0-0-0	0-0-		AWAY		0-0-1		0-0-0		1-0-0	
1-1-0		0-0-0	0-0-0		NEUTRAL		1-1-0		0-0-0		0-0-0	
2-3-1		0-2-1	0-0-0		CONFERENCE		0-0-0		1-1-0		1-0-0	
2-2-1		0-1-1	0-0-0		HOME		0-0-0		1-1-0		1-0-0	
0-1-0		0-1-0	0-0-0		AWAY		0-0-0		0-0-0		0-0-0	
0-0-0		0-0-0	0-0-0		NEUTRAL		0-0-0		0-0-0		0-0-0	
RPI S	Opponent	Score	RPI S	Opponent	Score	RPI S	Opponent	Score	RPI S	Opponent	Score	
2	H Stanford	0 1	44	H Boston U.	0 1	53	A Portland	1 1	110	H Seattle	3 1	
3	A UCLA	0 1	46	H BYU	2 2	75	N Iowa St.	0 2	112	H Southern California	0 1	
23	H California	1 1	49	A Wisconsin	1 2	91	N New Mexico	2 1	125	H Utah	4 0	
									157	A Gonzaga	3 1	
									174	H San Francisco	4 2	
									207	H Colorado	2 1	
LAST 10 GAMES												
			112	H Southern California	0 1	174	H San Francisco	4 2				
			125	H Utah	4 0	3	A UCLA	0 1				
			207	H Colorado	2 1	157	A Gonzaga	3 1				
			2	H Stanford	0 1	91	N New Mexico	2 1				
			23	H California	1 1	53	A Portland	1 1				

Non-Div. I Games:

Washington

Average RPI Win:	187	WON-LOST RECORD	WINNING PCT. RANK	LAST 10 GAMES	STRENGTH OF SCHEDULE	OPP. STRENGTH OF SCHEDULE	TEAM RPI	ADJ RPI	CONF. RPI	ADJ CONF. RPI	
DIV. I ONLY	11-4-1	.71875	42	4-4-1	134	160	69	.55974	69	20	20
DIV. I NON-CONF.	8-3-1	.70833	66	1-3-1	82	157	57	.57957	58	18	18
<hr/>											
TOTALS	RPI 1-25	RPI 26-50		W-L RECORDS	RPI 51-100		RPI 101-150		RPI 150+		
11-4-1	0-1-0	1-1-0		OVERALL	1-1-0		2-0-0		7-1-1		
7-0-0	0-0-0	1-0-0		HOME	1-0-0		1-0-0		4-0-0		
4-4-1	0-1-0	0-1-0		AWAY	0-1-0		1-0-0		3-1-1		
0-0-0	0-0-0	0-0-0		NEUTRAL	0-0-0		0-0-0		0-0-0		
8-3-1	0-1-0	1-1-0		NON-CONFERENCE	1-1-0		2-0-0		4-0-1		
5-0-0	0-0-0	1-0-0		HOME	1-0-0		1-0-0		2-0-0		
3-3-1	0-1-0	0-0-		AWAY	0-1-0		1-0-0		2-0-1		
0-0-0	0-0-0	0-0-0		NEUTRAL	0-0-0		0-0-0		0-0-0		
3-1-0	0-0-0	0-0-0		CONFERENCE	0-0-0		0-0-0		3-1-0		
2-0-0	0-0-0	0-0-0		HOME	0-0-0		0-0-0		2-0-0		
1-1-0	0-0-0	0-0-0		AWAY	0-0-0		0-0-0		1-1-0		
0-0-0	0-0-0	0-0-0		NEUTRAL	0-0-0		0-0-0		0-0-0		
<hr/>											
RPI S	Opponent	Score		RPI S	Opponent	Score		RPI S	Opponent	Score	
10 A	Oklahoma St.	0	3	40 H	Rice	1	0	64 A	Tulsa	0	1
				46 A	BYU	0	1	88 H	Cal St. Fullerton	1	0
									108 A	Colorado Col.	2 1
									125 H	Utah	1 0
									189 H	Louisiana Tech	3 1
									197 A	Hawaii	1 2
									219 H	New Mexico St.	2 0
									225 A	Northern Colo.	2 1
									235 A	Weber St.	1 0
									250 H	Portland St.	2 1
									255 A	Boise St.	1 1
									277 A	Nevada	2 0
									305 H	Idaho St.	6 1
				LAST 10 GAMES							
				277 A	Nevada	2	0	46 A	BYU	0	1
				189 H	Louisiana Tech	3	1	10 A	Oklahoma St.	0	3
				219 H	New Mexico St.	2	0	64 A	Tulsa	0	1
				197 A	Hawaii	1	2	305 H	Idaho St.	6	1
				255 A	Boise St.	1	1	40 H	Rice	1	0

Non-Div. I Games:

Utah St.

Average RPI Win: 215		WON-LOST	WINNING	LAST 10	STRENGTH OF		OPP. STRENGTH	TEAM	ADJ		CONF.	ADJ CONF.			
Average RPI Loss: 50		RECORD	PCT. RANK	GAMES	SCHEDULE		OF SCHEDULE	RPI	RPI		RPI	RPI			
DIV. I ONLY		10-5-1	.65625	66	6-3-1		108	114	70	.55609	70	13	13		
DIV. I NON-CONF.		5-3-0	.625	94	1-1-0		69	114	65	.56682	65	14	14		
TOTALS		RPI 1-25	RPI 26-50		W-L RECORDS		RPI 51-100		RPI 101-150		RPI 150+				
10-5-1		0-1-0	0-3-0		OVERALL		0-0-1		2-1-0		8-0-0				
7-1-1		0-1-0	0-0-0		HOME		0-0-1		2-0-0		5-0-0				
3-4-0		0-0-0	0-3-0		AWAY		0-0-0		0-1-0		3-0-0				
0-0-0		0-0-0	0-0-0		NEUTRAL		0-0-0		0-0-0		0-0-0				
5-3-0		0-1-0	0-2-0		NON-CONFERENCE		0-0-0		1-0-0		4-0-0				
4-1-0		0-1-0	0-0-0		HOME		0-0-0		1-0-0		3-0-0				
1-2-0		0-0-0	0-0-		AWAY		0-0-0		0-0-0		1-0-0				
0-0-0		0-0-0	0-0-0		NEUTRAL		0-0-0		0-0-0		0-0-0				
5-2-1		0-0-0	0-1-0		CONFERENCE		0-0-1		1-1-0		4-0-0				
3-0-1		0-0-0	0-0-0		HOME		0-0-1		1-0-0		2-0-0				
2-2-0		0-0-0	0-1-0		AWAY		0-0-0		0-1-0		2-0-0				
0-0-0		0-0-0	0-0-0		NEUTRAL		0-0-0		0-0-0		0-0-0				
RPI S	Opponent	Score		RPI S	Opponent	Score		RPI S	Opponent	Score		RPI S	Opponent	Score	
8	H Memphis	0	2	40	A Rice	2	3	67	H FIU	0	0	109	A North Texas	1	2
				43	A Vanderbilt	0	2					140	H Ball St.	3	1
				48	A Denver	0	2					147	H UALR	1	0
												172	H Western Caro.	1	0
												192	H Fla. Atlantic	3	0
												218	H Belmont	4	0
												220	A Austin Peay	3	1
												223	H Arkansas St.	3	2
												268	A La.-Lafayette	1	0
												274	A La.-Monroe	1	0
												292	H Eastern Mich.	2	0
LAST 10 GAMES															
				268	A La.-Lafayette	1	0	147	H UALR	1	0				
				274	A La.-Monroe	1	0	48	A Denver	0	2				
				192	H Fla. Atlantic	3	0	109	A North Texas	1	2				
				67	H FIU	0	0	40	A Rice	2	3				
				223	H Arkansas St.	3	2	292	H Eastern Mich.	2	0				

Non-Div. I Games:

Western Ky.

Average RPI Win:	182	WON-LOST RECORD	WINNING PCT. RANK	LAST 10 GAMES	STRENGTH OF SCHEDULE	OPP. STRENGTH OF SCHEDULE	TEAM RPI	ADJ RPI	CONF. RPI	ADJ CONF. RPI	
DIV. I ONLY	10-3-2	.73333	35	7-0-2	196	88	72	.55226	71	23	23
DIV. I NON-CONF.	7-3-1	.68182	73	4-0-1	187	40	89	.547	89	21	22
<hr/>											
TOTALS	RPI 1-25	RPI 26-50		W-L RECORDS	RPI 51-100		RPI 101-150		RPI 150+		
10-3-2	0-0-0	1-1-0		OVERALL	0-1-1		2-1-1		7-0-0		
5-1-1	0-0-0	0-1-0		HOME	0-0-1		1-0-0		4-0-0		
5-2-1	0-0-0	1-0-0		AWAY	0-1-0		1-1-1		3-0-0		
0-0-0	0-0-0	0-0-0		NEUTRAL	0-0-0		0-0-0		0-0-0		
7-3-1	0-0-0	1-1-0		NON-CONFERENCE	0-1-1		2-1-0		4-0-0		
3-1-1	0-0-0	0-1-0		HOME	0-0-1		1-0-0		2-0-0		
4-2-0	0-0-0	1-0-		AWAY	0-1-0		1-1-0		2-0-0		
0-0-0	0-0-0	0-0-0		NEUTRAL	0-0-0		0-0-0		0-0-0		
3-0-1	0-0-0	0-0-0		CONFERENCE	0-0-0		0-0-1		3-0-0		
2-0-0	0-0-0	0-0-0		HOME	0-0-0		0-0-0		2-0-0		
1-0-1	0-0-0	0-0-0		AWAY	0-0-0		0-0-1		1-0-0		
0-0-0	0-0-0	0-0-0		NEUTRAL	0-0-0		0-0-0		0-0-0		
RPI	S	Opponent	Score	RPI	S	Opponent	Score	RPI	S	Opponent	Score
29	H	Kansas	1 3	64	H	Tulsa	0 0	111	A	Creighton	1 1
43	A	Vanderbilt	2 1	97	A	Oklahoma	1 3	147	A	UALR	1 3
								148	H	Oral Roberts	2 0
								149	A	Arkansas	2 0
								151	H	Saint Louis	1 0
								162	A	UT Martin	2 1
								166	H	Illinois St.	1 0
								206	H	UMKC	2 1
								240	A	SIU Edwardsville	3 2
								253	H	Drake	1 0
								297	A	Indiana St.	1 0
LAST 10 GAMES											
111	A	Creighton	1 1	297	A	Indiana St.	1 0				
240	A	SIU Edwardsville	3 2	206	H	UMKC	2 1				
253	H	Drake	1 0	148	H	Oral Roberts	2 0				
166	H	Illinois St.	1 0	64	H	Tulsa	0 0				
151	H	Saint Louis	1 0	149	A	Arkansas	2 0				

Non-Div. I Games:

Missouri St.

Average RPI Win: 142		WON-LOST RECORD		WINNING PCT. RANK		LAST 10 GAMES		STRENGTH OF SCHEDULE		OPP. STRENGTH OF SCHEDULE		TEAM RPI		ADJ RPI		CONF. RPI		ADJ CONF. RPI	
Average RPI Loss: 58		6-8-2		.4375 191		3-4-2		18		79		74		.55193 72		6		6	
DIV. I ONLY		3-5-0		.375 216		0-1-0		40		123		119		.51891 118		5		5	
DIV. I NON-CONF.																			
TOTALS		RPI 1-25		RPI 26-50		W-L RECORDS		RPI 51-100		RPI 101-150		RPI 150+							
6-8-2		0-2-0		0-4-1		OVERALL		2-0-1		0-1-0		4-1-0							
1-3-1		0-2-0		0-1-0		HOME		0-0-1		0-0-0		1-0-0							
5-5-1		0-0-0		0-3-1		AWAY		2-0-0		0-1-0		3-1-0							
0-0-0		0-0-0		0-0-0		NEUTRAL		0-0-0		0-0-0		0-0-0							
3-5-0		0-1-0		0-2-0		NON-CONFERENCE		0-0-0		0-1-0		3-1-0							
1-2-0		0-1-0		0-1-0		HOME		0-0-0		0-0-0		1-0-0							
2-3-0		0-0-0		0-0-		AWAY		0-0-0		0-1-0		2-1-0							
0-0-0		0-0-0		0-0-0		NEUTRAL		0-0-0		0-0-0		0-0-0							
3-3-2		0-1-0		0-2-1		CONFERENCE		2-0-1		0-0-0		1-0-0							
0-1-1		0-1-0		0-0-0		HOME		0-0-1		0-0-0		0-0-0							
3-2-1		0-0-0		0-2-1		AWAY		2-0-0		0-0-0		1-0-0							
0-0-0		0-0-0		0-0-0		NEUTRAL		0-0-0		0-0-0		0-0-0							
RPI	S	Opponent		Score		RPI	S	Opponent		Score		RPI	S	Opponent		Score			
11	H	Milwaukee		0	1	28	A	Maryland		0	1	51	A	Iowa		2	1		
13	H	Penn St.		0	1	30	A	Illinois		0	1	52	H	Ohio St.		1	1		
						32	H	Georgia		1	2	83	A	Michigan		3	2		
						47	A	Michigan St.		0	3								
						49	A	Wisconsin		2	2								

Non-Div. I Games:

Minnesota

Average RPI Win: 164		WON-LOST	WINNING	LAST 10	STRENGTH OF		OPP. STRENGTH	TEAM	ADJ		CONF.	ADJ CONF.			
Average RPI Loss: 114		RECORD	PCT. RANK	GAMES	SCHEDULE		OF SCHEDULE	RPI	RPI		RPI	RPI			
DIV. I ONLY		9-7-0	.5625	118	6-4-0		41	225	71	.55125	73	14	14		
DIV. I NON-CONF.		4-4-0	.5	151	1-1-0		37	223	92	.54466	92	15	15		
TOTALS		RPI 1-25	RPI 26-50		W-L RECORDS		RPI 51-100		RPI 101-150		RPI 150+				
9-7-0		0-1-0	0-0-0		OVERALL		2-2-0		2-3-0		5-1-0				
5-2-0		0-0-0	0-0-0		HOME		1-1-0		1-0-0		3-1-0				
1-4-0		0-1-0	0-0-0		AWAY		0-1-0		1-2-0		0-0-0				
3-1-0		0-0-0	0-0-0		NEUTRAL		1-0-0		0-1-0		2-0-0				
4-4-0		0-1-0	0-0-0		NON-CONFERENCE		1-1-0		0-2-0		3-0-0				
1-0-0		0-0-0	0-0-0		HOME		0-0-0		0-0-0		1-0-0				
0-3-0		0-1-0	0-0-		AWAY		0-1-0		0-1-0		0-0-0				
3-1-0		0-0-0	0-0-0		NEUTRAL		1-0-0		0-1-0		2-0-0				
5-3-0		0-0-0	0-0-0		CONFERENCE		1-1-0		2-1-0		2-1-0				
4-2-0		0-0-0	0-0-0		HOME		1-1-0		1-0-0		2-1-0				
1-1-0		0-0-0	0-0-0		AWAY		0-0-0		1-1-0		0-0-0				
0-0-0		0-0-0	0-0-0		NEUTRAL		0-0-0		0-0-0		0-0-0				
RPI S	Opponent	Score		RPI S	Opponent	Score		RPI S	Opponent	Score		RPI S	Opponent	Score	
17 A	Marquette	0	1					54 H	Central Mich.	1	0	121 A	Wright St.	2	3
								64 N	Tulsa	2	1	133 A	Buffalo	2	3
								83 A	Michigan	0	1	134 A	Kent St.	2	0
								95 H	Toledo	2	3	140 H	Ball St.	3	1
												146 N	Indiana	1	4
												154 H	Akron	1	0
												166 H	Illinois St.	1	0
												187 N	South Dakota St.	2	0
												203 H	Ohio	1	2
												287 N	North Dakota	3	0
												292 H	Eastern Mich.	1	0
LAST 10 GAMES															
								292 H	Eastern Mich.	1	0	203 H	Ohio	1	2
								54 H	Central Mich.	1	0	95 H	Toledo	2	3
								133 A	Buffalo	2	3	140 H	Ball St.	3	1
								134 A	Kent St.	2	0	166 H	Illinois St.	1	0
								154 H	Akron	1	0	121 A	Wright St.	2	3

Non-Div. I Games:

Western Mich.

Average RPI Win:	193	WON-LOST	WINNING	LAST 10	STRENGTH OF	OPP. STRENGTH	TEAM	ADJ	CONF.	ADJ CONF.			
Average RPI Loss:	84	RECORD	PCT. RANK	GAMES	SCHEDULE	OF SCHEDULE	RPI	RPI	RPI	RPI			
DIV. I ONLY		11-2-0	.84615	11	7-2-0	280	106	73	.55052	74	12	11	
DIV. I NON-CONF.		8-1-0	.88889	10	4-1-0	241	143	64	.56855	64	12	12	
<hr/>													
TOTALS	RPI 1-25	RPI 26-50		W-L RECORDS		RPI 51-100		RPI 101-150		RPI 150+			
11-2-0	0-0-0	0-0-0		OVERALL		0-1-0		4-1-0		7-0-0			
8-0-0	0-0-0	0-0-0		HOME		0-0-0		2-0-0		6-0-0			
3-2-0	0-0-0	0-0-0		AWAY		0-1-0		2-1-0		1-0-0			
0-0-0	0-0-0	0-0-0		NEUTRAL		0-0-0		0-0-0		0-0-0			
8-1-0	0-0-0	0-0-0		NON-CONFERENCE		0-0-0		4-1-0		4-0-0			
6-0-0	0-0-0	0-0-0		HOME		0-0-0		2-0-0		4-0-0			
2-1-0	0-0-0	0-0-		AWAY		0-0-0		2-1-0		0-0-0			
0-0-0	0-0-0	0-0-0		NEUTRAL		0-0-0		0-0-0		0-0-0			
3-1-0	0-0-0	0-0-0		CONFERENCE		0-1-0		0-0-0		3-0-0			
2-0-0	0-0-0	0-0-0		HOME		0-0-0		0-0-0		2-0-0			
1-1-0	0-0-0	0-0-0		AWAY		0-1-0		0-0-0		1-0-0			
0-0-0	0-0-0	0-0-0		NEUTRAL		0-0-0		0-0-0		0-0-0			
RPI	S	Opponent	Score	RPI	S	Opponent	Score	RPI	S	Opponent	Score		
						62	A Harvard	0	2	103	A Villanova	1	0
										106	A George Mason	2	3
										113	H Delaware	2	0
										117	A James Madison	1	0
										127	H Saint Francis (PA)	3	0
										177	H Saint Joseph's	2	0
										182	H Dartmouth	2	0
										216	H Cornell	2	1
										231	A Columbia	2	0
										242	H Youngstown St.	3	0
										306	H NJIT	8	0
										309	H UMBC	3	0
<hr/>													
LAST 10 GAMES													
						182	H Dartmouth	2	0	242	H Youngstown St.	3	0
						306	H NJIT	8	0	62	A Harvard	0	2
						231	A Columbia	2	0	106	A George Mason	2	3
						127	H Saint Francis (PA)	3	0	117	A James Madison	1	0
						216	H Cornell	2	1	177	H Saint Joseph's	2	0

Non-Div. I Games:

Penn

Average RPI Win: 175		WON-LOST	WINNING	LAST 10	STRENGTH OF		OPP. STRENGTH	TEAM	ADJ		CONF.	ADJ CONF.
Average RPI Loss: 37		RECORD	PCT. RANK	GAMES	SCHEDULE		OF SCHEDULE	RPI	RPI		RPI	RPI
DIV. I ONLY		7-8-1	.46875	172	28		102	75	.54923		2	2
DIV. I NON-CONF.		7-3-1	.68182	73	67		167	58	.58051		3	3
TOTALS		RPI 1-25	RPI 26-50		W-L RECORDS		RPI 51-100		RPI 101-150		RPI 150+	
7-8-1		0-4-0	0-1-0		OVERALL		3-3-0		0-0-0		4-0-1	
3-2-0		0-2-0	0-0-0		HOME		0-0-0		0-0-0		3-0-0	
3-4-1		0-1-0	0-0-0		AWAY		2-3-0		0-0-0		1-0-1	
1-2-0		0-1-0	0-1-0		NEUTRAL		1-0-0		0-0-0		0-0-0	
7-3-1		0-1-0	0-1-0		NON-CONFERENCE		3-1-0		0-0-0		4-0-1	
3-0-0		0-0-0	0-0-0		HOME		0-0-0		0-0-0		3-0-0	
3-1-1		0-0-0	0-0-		AWAY		2-1-0		0-0-0		1-0-1	
1-2-0		0-1-0	0-1-0		NEUTRAL		1-0-0		0-0-0		0-0-0	
0-5-0		0-3-0	0-0-0		CONFERENCE		0-2-0		0-0-0		0-0-0	
0-2-0		0-2-0	0-0-0		HOME		0-0-0		0-0-0		0-0-0	
0-3-0		0-1-0	0-0-0		AWAY		0-2-0		0-0-0		0-0-0	
0-0-0		0-0-0	0-0-0		NEUTRAL		0-0-0		0-0-0		0-0-0	
RPI S	Opponent	Score	RPI S	Opponent	Score	RPI S	Opponent	Score	RPI S	Opponent	Score	
10 H	Oklahoma St.	0 1	32 N	Georgia	0 2	51 A	Iowa	1 4	187 H	South Dakota St.	1 0	
11 N	Milwaukee	0 2				60 A	Texas	1 2	253 A	Drake	2 0	
16 H	Baylor	0 2				68 N	Washington	2 0	263 H	Loyola Chicago	4 0	
19 A	Texas A&M	1 3				80 A	Southeast Mo. St.	2 0	269 A	Green Bay	0 0	
						95 A	Toledo	2 1	282 H	Northern Ill.	2 0	
						97 A	Oklahoma	1 2				
LAST 10 GAMES												
80 A	Southeast Mo. St.	2 0	19 A	Texas A&M	1 3							
97 A	Oklahoma	1 2	95 A	Toledo	2 1							
16 H	Baylor	0 2	187 H	South Dakota St.	1 0							
10 H	Oklahoma St.	0 1	263 H	Loyola Chicago	4 0							
60 A	Texas	1 2	51 A	Iowa	1 4							

Non-Div. I Games:

Iowa St.

Average RPI Win:		154	WON-LOST RECORD		WINNING PCT. RANK		LAST 10 GAMES		STRENGTH OF SCHEDULE		OPP. STRENGTH OF SCHEDULE		TEAM RPI		ADJ RPI		CONF. RPI		ADJ CONF. RPI				
DIV. I ONLY			9-6-1		.59375 102		6-3-1		126		50		81		.54651 76		7		7				
DIV. I NON-CONF.			4-4-0		.5 151		1-1-0		141		52		134		.51254 132		8		8				
TOTALS		RPI 1-25		RPI 26-50				W-L RECORDS				RPI 51-100				RPI 101-150				RPI 150+			
9-6-1		1-1-1		1-1-0				OVERALL				1-2-0				1-2-0				5-0-0			
7-2-0		1-0-0		1-1-0				HOME				0-1-0				1-0-0				4-0-0			
2-4-1		0-1-1		0-0-0				AWAY				1-1-0				0-2-0				1-0-0			
0-0-0		0-0-0		0-0-0				NEUTRAL				0-0-0				0-0-0				0-0-0			
4-4-0		0-1-0		1-0-0				NON-CONFERENCE				1-1-0				0-2-0				2-0-0			
3-0-0		0-0-0		1-0-0				HOME				0-0-0				0-0-0				2-0-0			
1-4-0		0-1-0		0-0-				AWAY				1-1-0				0-2-0				0-0-0			
0-0-0		0-0-0		0-0-0				NEUTRAL				0-0-0				0-0-0				0-0-0			
5-2-1		1-0-1		0-1-0				CONFERENCE				0-1-0				1-0-0				3-0-0			
4-2-0		1-0-0		0-1-0				HOME				0-1-0				1-0-0				2-0-0			
1-0-1		0-0-1		0-0-0				AWAY				0-0-0				0-0-0				1-0-0			
0-0-0		0-0-0		0-0-0				NEUTRAL				0-0-0				0-0-0				0-0-0			
RPI	S	Opponent		Score		RPI	S	Opponent		Score		RPI	S	Opponent		Score		RPI	S	Opponent		Score	
3	A	UCLA		0	1	40	H	Rice		0	1	82	A	Loyola Marymount		0	1	109	A	North Texas		1	2
8	A	Memphis		3	3	45	H	Stephen F. Austin		2	1	85	H	East Carolina		0	1	137	H	Houston		1	0
20	H	UCF		1	0							97	A	Oklahoma		1	0	149	A	Arkansas		1	2
																		152	H	UTSA		2	0
																		164	A	UAB		2	1
																		180	H	Marshall		2	1
																		271	H	Southern Miss.		3	1
																		321	H	Prairie View		4	0
LAST 10 GAMES																							
						85	H	East Carolina		0	1	40	H	Rice		0	1						
						180	H	Marshall		2	1	271	H	Southern Miss.		3	1						
						164	A	UAB		2	1	20	H	UCF		1	0						
						8	A	Memphis		3	3	321	H	Prairie View		4	0						
						137	H	Houston		1	0	82	A	Loyola Marymount		0	1						

Non-Div. I Games:

SMU

Non-Div. I Games:

Nebraska

Average RPI Win: 142		WON-LOST	WINNING	LAST 10	STRENGTH OF		OPP. STRENGTH	TEAM	ADJ		CONF.	ADJ CONF.
Average RPI Loss: 41		RECORD	PCT. RANK	GAMES	SCHEDULE		OF SCHEDULE	RPI	RPI		RPI	RPI
DIV. I ONLY		7-7-2	.5	147	3-5-1		74	24	84		.54513	78
DIV. I NON-CONF.		5-2-1	.6875	68	1-0-0		61	93	43		.59042	46
TOTALS		RPI 1-25	RPI 26-50		W-L RECORDS		RPI 51-100		RPI 101-150		RPI 150+	
7-7-2		0-3-0	1-2-0		OVERALL		1-1-1		2-1-1		3-0-0	
5-3-1		0-2-0	1-1-0		HOME		0-0-1		1-0-0		3-0-0	
2-4-1		0-1-0	0-1-0		AWAY		1-1-0		1-1-1		0-0-0	
0-0-0		0-0-0	0-0-0		NEUTRAL		0-0-0		0-0-0		0-0-0	
5-2-1		0-1-0	0-0-0		NON-CONFERENCE		1-1-1		1-0-0		3-0-0	
3-1-1		0-1-0	0-0-0		HOME		0-0-1		0-0-0		3-0-0	
2-1-0		0-0-0	0-0-		AWAY		1-1-0		1-0-0		0-0-0	
0-0-0		0-0-0	0-0-0		NEUTRAL		0-0-0		0-0-0		0-0-0	
2-5-1		0-2-0	1-2-0		CONFERENCE		0-0-0		1-1-1		0-0-0	
2-2-0		0-1-0	1-1-0		HOME		0-0-0		1-0-0		0-0-0	
0-3-1		0-1-0	0-1-0		AWAY		0-0-0		0-1-1		0-0-0	
0-0-0		0-0-0	0-0-0		NEUTRAL		0-0-0		0-0-0		0-0-0	
RPI S	Opponent	Score	RPI S	Opponent	Score	RPI S	Opponent	Score	RPI S	Opponent	Score	
5 A	Florida	1 4	33 H	LSU	0 2	55 A	San Diego	0 2	104 A	San Diego St.	1 0	
8 H	Memphis	0 1	39 A	South Carolina	1 4	79 A	Samford	2 1	130 A	Ole Miss	0 3	
15 H	Kentucky	1 4	43 H	Vanderbilt	2 0	91 H	New Mexico	0 0	145 A	Mississippi St.	2 2	
									149 H	Arkansas	3 0	
									164 H	UAB	1 0	
									226 H	Kennesaw St.	7 1	
									229 H	Morehead St.	2 1	
LAST 10 GAMES												
			33 H	LSU	0 2		145 A	Mississippi St.	2 2			
			149 H	Arkansas	3 0		15 H	Kentucky	1 4			
			5 A	Florida	1 4		43 H	Vanderbilt	2 0			
			39 A	South Carolina	1 4		229 H	Morehead St.	2 1			
			130 A	Ole Miss	0 3		164 H	UAB	1 0			

Non-Div. I Games:

Alabama

Average RPI Win:		172	WON-LOST RECORD		WINNING PCT. RANK		LAST 10 GAMES		STRENGTH OF SCHEDULE		OPP. STRENGTH OF SCHEDULE		TEAM RPI		ADJ RPI		CONF. RPI		ADJ CONF. RPI				
Average RPI Loss:		63	8-5-2		.6 101		6-1-2		100		110		78		.54435 79		18		18				
DIV. I ONLY			2-5-0		.28571 257		0-1-0		89		44		181		.48082 179		19		19				
DIV. I NON-CONF.																							
TOTALS		RPI 1-25		RPI 26-50		W-L RECORDS		RPI 51-100		RPI 101-150		RPI 150+											
8-5-2		0-2-0		0-1-0		OVERALL		1-1-0		1-0-0		6-1-2											
3-3-1		0-2-0		0-0-0		HOME		0-1-0		1-0-0		2-0-1											
5-2-1		0-0-0		0-1-0		AWAY		1-0-0		0-0-0		4-1-1											
0-0-0		0-0-0		0-0-0		NEUTRAL		0-0-0		0-0-0		0-0-0											
2-5-0		0-2-0		0-1-0		NON-CONFERENCE		0-1-0		0-0-0		2-1-0											
1-3-0		0-2-0		0-0-0		HOME		0-1-0		0-0-0		1-0-0											
1-2-0		0-0-0		0-0-		AWAY		0-0-0		0-0-0		1-1-0											
0-0-0		0-0-0		0-0-0		NEUTRAL		0-0-0		0-0-0		0-0-0											
6-0-2		0-0-0		0-0-0		CONFERENCE		1-0-0		1-0-0		4-0-2											
2-0-1		0-0-0		0-0-0		HOME		0-0-0		1-0-0		1-0-1											
4-0-1		0-0-0		0-0-0		AWAY		1-0-0		0-0-0		3-0-1											
0-0-0		0-0-0		0-0-0		NEUTRAL		0-0-0		0-0-0		0-0-0											
RPI	S	Opponent		Score		RPI	S	Opponent		Score		RPI	S	Opponent		Score							
8	H	Memphis		0	2	43	A	Vanderbilt		0	2	66	A	UNC Greensboro		1	0	101	H	Col. of Charleston	2	1	
22	H	Auburn		2	4							78	H	Alabama		1	2	164	A	UAB	0	1	
														170 A Elon		1	1	171	A	Furman	2	1	
														172 A Western Caro.		1	0	172	A	Western Caro.	1	0	
														209 A Appalachian St.		2	1	209	A	Appalachian St.	2	1	
														211 H Wofford		3	0	211	H	Wofford	3	0	
														218 H Belmont		2	0	218	H	Belmont	2	0	
														226 A Kennesaw St.		4	1	226	A	Kennesaw St.	4	1	
														285 H Citadel		0	0	285	H	Citadel	0	0	
						LAST 10 GAMES																	
						172	A	Western Caro.		1	0	101	H	Col. of Charleston		2	1						
						209	A	Appalachian St.		2	1	66	A	UNC Greensboro		1	0						
						171	A	Furman		2	1	170	A	Elon		1	1						
						211	H	Wofford		3	0	43	A	Vanderbilt		0	2						
						285	H	Citadel		0	0	22	H	Auburn		2	4						

Non-Div. I Games:

Samford

Average RPI Win:	220	WON-LOST RECORD	WINNING PCT. RANK	LAST 10 GAMES	STRENGTH OF SCHEDULE	OPP. STRENGTH OF SCHEDULE	TEAM RPI	ADJ RPI	CONF. RPI	ADJ CONF. RPI						
DIV. I ONLY		10-4-1	.7	51	6-3-1	152	179	76	.54409	80	25	25				
DIV. I NON-CONF.		4-3-1	.5625	131	0-2-1	126	98	112	.52626	113	24	24				
<hr/>																
TOTALS	RPI 1-25	RPI 26-50		W-L RECORDS		RPI 51-100		RPI 101-150		RPI 150+						
10-4-1	0-1-0	0-0-0		OVERALL		0-2-0		0-0-0		10-1-1						
3-1-0	0-0-0	0-0-0		HOME		0-1-0		0-0-0		3-0-0						
6-3-1	0-1-0	0-0-0		AWAY		0-1-0		0-0-0		6-1-1						
1-0-0	0-0-0	0-0-0		NEUTRAL		0-0-0		0-0-0		1-0-0						
<hr/>																
4-3-1	0-1-0	0-0-0		NON-CONFERENCE		0-2-0		0-0-0		4-0-1						
1-1-0	0-0-0	0-0-0		HOME		0-1-0		0-0-0		1-0-0						
2-2-1	0-1-0	0-0-		AWAY		0-1-0		0-0-0		2-0-1						
1-0-0	0-0-0	0-0-0		NEUTRAL		0-0-0		0-0-0		1-0-0						
<hr/>																
6-1-0	0-0-0	0-0-0		CONFERENCE		0-0-0		0-0-0		6-1-0						
2-0-0	0-0-0	0-0-0		HOME		0-0-0		0-0-0		2-0-0						
4-1-0	0-0-0	0-0-0		AWAY		0-0-0		0-0-0		4-1-0						
0-0-0	0-0-0	0-0-0		NEUTRAL		0-0-0		0-0-0		0-0-0						
<hr/>																
RPI	S	Opponent	Score		RPI	S	Opponent	Score		RPI	S	Opponent	Score			
15	A	Kentucky	0	2						51	A	Iowa	1	2		
										75	H	Iowa St.	0	2		
												151	A	Saint Louis	0	0
												162	A	UT Martin	2	1
												166	A	Illinois St.	3	2
												175	N	Butler	1	0
												217	A	Eastern Ky.	1	0
												220	A	Austin Peay	3	1
												223	H	Arkansas St.	4	0
												229	A	Morehead St.	1	2
												240	H	SIU Edwardsville	4	0
												249	A	Murray St.	3	0
												262	H	Eastern Ill.	1	0
												284	A	Evansville	3	0
<hr/>																
LAST 10 GAMES																
					75	H	Iowa St.	0	2			262	H	Eastern Ill.	1	0
					162	A	UT Martin	2	1			249	A	Murray St.	3	0
					217	A	Eastern Ky.	1	0			220	A	Austin Peay	3	1
					229	A	Morehead St.	1	2			151	A	Saint Louis	0	0
					240	H	SIU Edwardsville	4	0			15	A	Kentucky	0	2

Average RPI Win:	187	WON-LOST	WINNING	LAST 10	STRENGTH OF	OPP. STRENGTH	TEAM	ADJ	CONF.	ADJ CONF.							
Average RPI Loss:	95	RECORD	PCT. RANK	GAMES	SCHEDULE	OF SCHEDULE	RPI	RPI	RPI	RPI							
DIV. I ONLY	9-4-1	.67857	58	5-3-1	164	125	82	.54404	81	9	9						
DIV. I NON-CONF.	6-3-0	.66667	77	2-2-0	226	148	120	.51962	117	9	9						
<hr/>																	
TOTALS	RPI 1-25	RPI 26-50		W-L RECORDS	RPI 51-100		RPI 101-150		RPI 150+								
9-4-1	0-0-0	0-0-1		OVERALL	0-2-0		2-2-0		7-0-0								
4-2-1	0-0-0	0-0-1		HOME	0-1-0		1-1-0		3-0-0								
5-1-0	0-0-0	0-0-0		AWAY	0-1-0		1-0-0		4-0-0								
0-1-0	0-0-0	0-0-0		NEUTRAL	0-0-0		0-1-0		0-0-0								
<hr/>																	
6-3-0	0-0-0	0-0-0		NON-CONFERENCE	0-1-0		1-2-0		5-0-0								
3-1-0	0-0-0	0-0-0		HOME	0-0-0		1-1-0		2-0-0								
3-1-0	0-0-0	0-0-		AWAY	0-1-0		0-0-0		3-0-0								
0-1-0	0-0-0	0-0-0		NEUTRAL	0-0-0		0-1-0		0-0-0								
<hr/>																	
3-1-1	0-0-0	0-0-1		CONFERENCE	0-1-0		1-0-0		2-0-0								
1-1-1	0-0-0	0-0-1		HOME	0-1-0		0-0-0		1-0-0								
2-0-0	0-0-0	0-0-0		AWAY	0-0-0		1-0-0		1-0-0								
0-0-0	0-0-0	0-0-0		NEUTRAL	0-0-0		0-0-0		0-0-0								
<hr/>																	
RPI S	Opponent	Score	RPI S	Opponent	Score	RPI S	Opponent	Score	RPI S	Opponent	Score						
			35 H UC Irvine	2	2	58 A Oregon St.	0	1	102 A Cal Poly	2	1						
						87 H Cal St. Northridge	1	3	110 H Seattle	0	1						
						111 H Creighton	2	0									
						124 N Oregon	1	2									
						165 H Pacific	3	2									
						167 A UC Riverside	4	1									
						174 A San Francisco	2	0									
						178 H UNLV	2	0									
						246 H Sacramento St.	1	0									
						264 A San Jose St.	5	2									
						277 A Nevada	1	0									
						<hr/>											
						LAST 10 GAMES											
102 A Cal Poly	2	1	277 A Nevada	1	0												
165 H Pacific	3	2	58 A Oregon St.	0	1												
167 A UC Riverside	4	1	124 N Oregon	1	2												
87 H Cal St. Northridge	1	3	178 H UNLV	2	0												
35 H UC Irvine	2	2	111 H Creighton	2	0												

Non-Div. I Games:

UC Davis

Average RPI Win: 121		WON-LOST RECORD		WINNING PCT. RANK		LAST 10 GAMES		STRENGTH OF SCHEDULE		OPP. STRENGTH OF SCHEDULE		TEAM RPI		ADJ RPI		CONF. RPI		ADJ CONF. RPI							
DIV. I ONLY		7-6-2		.53333 130		3-5-1		70		73		77		.54389 82		5		5							
DIV. I NON-CONF.		6-4-1		.59091 121		2-3-0		92		62		77		.55554 77		6		6							
TOTALS		RPI 1-25		RPI 26-50		W-L RECORDS		RPI 51-100		RPI 101-150		RPI 150+													
7-6-2		0-2-0		0-0-0		OVERALL		4-2-1		2-0-0		1-2-1													
3-4-2		0-2-0		0-0-0		HOME		1-2-1		1-0-0		1-0-1													
4-2-0		0-0-0		0-0-0		AWAY		3-0-0		1-0-0		0-2-0													
0-0-0		0-0-0		0-0-0		NEUTRAL		0-0-0		0-0-0		0-0-0													
6-4-1		0-1-0		0-0-0		NON-CONFERENCE		3-2-1		2-0-0		1-1-0													
3-3-1		0-1-0		0-0-0		HOME		1-2-1		1-0-0		1-0-0													
3-1-0		0-0-0		0-0-		AWAY		2-0-0		1-0-0		0-1-0													
0-0-0		0-0-0		0-0-0		NEUTRAL		0-0-0		0-0-0		0-0-0													
1-2-1		0-1-0		0-0-0		CONFERENCE		1-0-0		0-0-0		0-1-1													
0-1-1		0-1-0		0-0-0		HOME		0-0-0		0-0-0		0-0-1													
1-1-0		0-0-0		0-0-0		AWAY		1-0-0		0-0-0		0-1-0													
0-0-0		0-0-0		0-0-0		NEUTRAL		0-0-0		0-0-0		0-0-0													
RPI	S	Opponent		Score		RPI	S	Opponent		Score		RPI	S	Opponent		Score									
3	H	UCLA		1	3							60	A	Texas		3	1	114	A	Texas St.		1	0		
9	H	Pepperdine		0	2							76	H	SMU		1	0	143	H	Long Island		3	0		
												86	H	Rutgers		1	2	157	H	Gonzaga		0	0		
												87	H	Cal St. Northridge		0	3	174	A	San Francisco		1	2		
												88	A	Cal St. Fullerton		1	0	178	A	UNLV		1	2		
												96	A	St. Mary's (CA)		2	1	267	H	CSU Bakersfield		3	0		
												99	H	Fresno St.		0	0								
						LAST 10 GAMES																			
						9 H Pepperdine						0	2	87	H	Cal St. Northridge		0	3						
						96 A St. Mary's (CA)						2	1	3	H	UCLA		1	3						
						157 H Gonzaga						0	0	76	H	SMU		1	0						
						174 A San Francisco						1	2	88	A	Cal St. Fullerton		1	0						
						178 A UNLV						1	2	267	H	CSU Bakersfield		3	0						

Non-Div. I Games:

Loyola Marymount

Average RPI Win:		143	WON-LOST RECORD		WINNING PCT. RANK		LAST 10 GAMES		STRENGTH OF SCHEDULE		OPP. STRENGTH OF SCHEDULE		TEAM RPI		ADJ RPI		CONF. RPI		ADJ CONF. RPI				
Average RPI Loss:		98																					
DIV. I ONLY			9-5-2		.625 84		4-3-2		147		53		79		.54378 83		6		6				
DIV. I NON-CONF.			5-2-1		.6875 68		0-0-1		133		50		72		.56089 72		5		5				
TOTALS		RPI 1-25		RPI 26-50		W-L RECORDS		RPI 51-100		RPI 101-150		RPI 150+											
9-5-2		0-1-0		0-1-1		OVERALL		3-1-1		2-0-0		4-2-0											
4-3-2		0-0-0		0-0-1		HOME		1-1-1		0-0-0		3-2-0											
5-2-0		0-1-0		0-1-0		AWAY		2-0-0		2-0-0		1-0-0											
0-0-0		0-0-0		0-0-0		NEUTRAL		0-0-0		0-0-0		0-0-0											
5-2-1		0-1-0		0-0-0		NON-CONFERENCE		1-0-1		0-0-0		4-1-0											
4-1-1		0-0-0		0-0-0		HOME		1-0-1		0-0-0		3-1-0											
1-1-0		0-1-0		0-0-		AWAY		0-0-0		0-0-0		1-0-0											
0-0-0		0-0-0		0-0-0		NEUTRAL		0-0-0		0-0-0		0-0-0											
4-3-1		0-0-0		0-1-1		CONFERENCE		2-1-0		2-0-0		0-1-0											
0-2-1		0-0-0		0-0-1		HOME		0-1-0		0-0-0		0-1-0											
4-1-0		0-0-0		0-1-0		AWAY		2-0-0		2-0-0		0-0-0											
0-0-0		0-0-0		0-0-0		NEUTRAL		0-0-0		0-0-0		0-0-0											
RPI	S	Opponent		Score		RPI	S	Opponent		Score		RPI	S	Opponent		Score							
9	A	Pepperdine		0	3	47	A	Michigan St.		0	2	51	A	Iowa		1	0	139	A	Purdue	3	1	
						49	H	Wisconsin		0	0	54	H	Central Mich.		1	1	146	A	Indiana	1	0	
												72	H	Minnesota		2	3	154	H	Akron	0	1	
												73	H	Western Mich.		1	0	167	A	UC Riverside	1	0	
												77	A	Nebraska		2	1	196	H	DePaul	3	1	
																		205	H	Duquesne	6	0	
																		210	H	Northwestern	0	1	
																		234	H	Oakland	3	1	
						LAST 10 GAMES																	
						139	A	Purdue		3	1	49	H	Wisconsin		0	0						
						47	A	Michigan St.		0	2	72	H	Minnesota		2	3						
						210	H	Northwestern		0	1	146	A	Indiana		1	0						
						77	A	Nebraska		2	1	54	H	Central Mich.		1	1						
						51	A	Iowa		1	0	73	H	Western Mich.		1	0						

Non-Div. I Games:

Michigan

S
y
r
a
c
u
s
e

Syracuse

East Carolina

East Carolina

R
u
t
g
e
r
s

Rutgers

Average RPI Win:		109	WON-LOST RECORD		WINNING PCT. RANK	LAST 10 GAMES		STRENGTH OF SCHEDULE		OPP. STRENGTH OF SCHEDULE	TEAM RPI	ADJ RPI		CONF. RPI	ADJ CONF. RPI
Average RPI Loss:		51													
DIV. I ONLY			5-7-2		.42857	203		40		51	92	.54065		87	9
DIV. I NON-CONF.			2-6-1		.27778	261		45		13	142	.5103		135	9
TOTALS		RPI 1-25		RPI 26-50		W-L RECORDS		RPI 51-100		RPI 101-150		RPI 150+			
5-7-2		0-2-0		0-1-0		OVERALL		3-3-0		0-1-1		2-0-1			
3-4-0		0-1-0		0-0-0		HOME		1-2-0		0-1-0		2-0-0			
2-2-2		0-1-0		0-0-0		AWAY		2-1-0		0-0-1		0-0-1			
0-1-0		0-0-0		0-1-0		NEUTRAL		0-0-0		0-0-0		0-0-0			
2-6-1		0-2-0		0-1-0		NON-CONFERENCE		1-3-0		0-0-1		1-0-0			
1-3-0		0-1-0		0-0-0		HOME		0-2-0		0-0-0		1-0-0			
1-2-1		0-1-0		0-0-		AWAY		1-1-0		0-0-1		0-0-0			
0-1-0		0-0-0		0-1-0		NEUTRAL		0-0-0		0-0-0		0-0-0			
3-1-1		0-0-0		0-0-0		CONFERENCE		2-0-0		0-1-0		1-0-1			
2-1-0		0-0-0		0-0-0		HOME		1-0-0		0-1-0		1-0-0			
1-0-1		0-0-0		0-0-0		AWAY		1-0-0		0-0-0		0-0-1			
0-0-0		0-0-0		0-0-0		NEUTRAL		0-0-0		0-0-0		0-0-0			
RPI S	Opponent	Score		RPI S	Opponent	Score		RPI S	Opponent	Score		RPI S	Opponent	Score	
3 H	UCLA	0	2	34 N	Dayton	0	1	53 H	Portland	0	1	102 H	Cal Poly	0	2
16 A	Baylor	0	1					56 H	Long Beach St.	1	0	139 A	Purdue	2	2
								60 A	Texas	1	5	153 H	UC Santa Barbara	1	0
								81 A	UC Davis	3	1	165 A	Pacific	1	1
								82 A	Loyola Marymount	3	0	173 H	Princeton	3	1
								91 H	New Mexico	0	1				
				LAST 10 GAMES											
				56 H	Long Beach St.	1	0	53 H	Portland	0	1				
				153 H	UC Santa Barbara	1	0	82 A	Loyola Marymount	3	0				
				102 H	Cal Poly	0	2	34 N	Dayton	0	1				
				81 A	UC Davis	3	1	139 A	Purdue	2	2				
				165 A	Pacific	1	1	173 H	Princeton	3	1				

Non-Div. I Games:

Cal St. Northridge

Average RPI Win: 150		WON-LOST RECORD		WINNING PCT. RANK		LAST 10 GAMES		STRENGTH OF SCHEDULE		OPP. STRENGTH OF SCHEDULE		TEAM RPI		ADJ RPI		CONF. RPI		ADJ CONF. RPI					
DIV. I ONLY		7-7-2		.5		147		5-3-1		65		86		88		.54019		88		9		9	
DIV. I NON-CONF.		6-4-2		.58333		124		4-0-1		70		89		75		.55893		73		9		9	
TOTALS		RPI 1-25		RPI 26-50		W-L RECORDS		RPI 51-100		RPI 101-150		RPI 150+											
7-7-2		0-1-0		0-2-0		OVERALL		2-3-0		2-1-1		3-0-1											
4-3-2		0-1-0		0-1-0		HOME		1-1-0		1-0-1		2-0-1											
2-4-0		0-0-0		0-1-0		AWAY		1-2-0		0-1-0		1-0-0											
1-0-0		0-0-0		0-0-0		NEUTRAL		0-0-0		1-0-0		0-0-0											
6-4-2		0-1-0		0-1-0		NON-CONFERENCE		2-2-0		2-0-1		2-0-1											
4-2-2		0-1-0		0-0-0		HOME		1-1-0		1-0-1		2-0-1											
1-2-0		0-0-0		0-0-		AWAY		1-1-0		0-0-0		0-0-0											
1-0-0		0-0-0		0-0-0		NEUTRAL		0-0-0		1-0-0		0-0-0											
1-3-0		0-0-0		0-1-0		CONFERENCE		0-1-0		0-1-0		1-0-0											
0-1-0		0-0-0		0-1-0		HOME		0-0-0		0-0-0		0-0-0											
1-2-0		0-0-0		0-0-0		AWAY		0-1-0		0-1-0		1-0-0											
0-0-0		0-0-0		0-0-0		NEUTRAL		0-0-0		0-0-0		0-0-0											
RPI	S	Opponent		Score		RPI	S	Opponent		Score		RPI	S	Opponent		Score							
9	H	Pepperdine		1	2	35	H	UC Irvine		1	2	55	H	San Diego		2	0						
						46	A	BYU		1	2	56	A	Long Beach St.		1	2						
												69	A	Utah St.		0	1						
												82	H	Loyola Marymount		0	1						
												91	A	New Mexico		3	2						
														102 A Cal Poly		1	2						
														109 N North Texas		4	1						
														125 H Utah		0	0						
														143 H Long Island		3	1						
														153 A UC Santa Barbara		2	1						
														178 H UNLV		1	1						
														231 H Columbia		1	0						
														267 H CSU Bakersfield		1	0						
LAST 10 GAMES																							
						267	H	CSU Bakersfield		1	0	178	H	UNLV		1	1						
						35	H	UC Irvine		1	2	55	H	San Diego		2	0						
						56	A	Long Beach St.		1	2	109	N	North Texas		4	1						
						153	A	UC Santa Barbara		2	1	91	A	New Mexico		3	2						
						102	A	Cal Poly		1	2	231	H	Columbia		1	0						

Non-Div. I Games:

Cal St. Fullerton

U
T
E
P

UTEP				Through Games Of Oct. 16, 2011															
Average RPI Win: 207 Average RPI Loss: 70		WON-LOST RECORD	WINNING PCT. RANK	LAST 10 GAMES	STRENGTH OF SCHEDULE	OPP. STRENGTH OF SCHEDULE	TEAM RPI	ADJ RPI		CONF. RPI	ADJ CONF. RPI								
DIV. I ONLY		10-5-2	.64706	71	4-3-2	154	118	87	.53863	89	7	7							
DIV. I NON-CONF.		6-2-1	.72222	56	0-0-1	181	219	95	.53962	96	8	8							
<hr/>																			
TOTALS		RPI 1-25		RPI 26-50		W-L RECORDS		RPI 51-100		RPI 101-150		RPI 150+							
10-5-2		0-2-0		0-1-1		OVERALL		1-0-0		2-1-0		7-1-1							
8-0-1		0-0-0		0-0-1		HOME		1-0-0		2-0-0		5-0-0							
2-5-1		0-2-0		0-1-0		AWAY		0-0-0		0-1-0		2-1-1							
0-0-0		0-0-0		0-0-0		NEUTRAL		0-0-0		0-0-0		0-0-0							
6-2-1		0-0-0		0-1-0		NON-CONFERENCE		0-0-0		1-1-0		5-0-1							
5-0-0		0-0-0		0-0-0		HOME		0-0-0		1-0-0		4-0-0							
1-2-1		0-0-0		0-0-		AWAY		0-0-0		0-1-0		1-0-1							
0-0-0		0-0-0		0-0-0		NEUTRAL		0-0-0		0-0-0		0-0-0							
4-3-1		0-2-0		0-0-1		CONFERENCE		1-0-0		1-0-0		2-1-0							
3-0-1		0-0-0		0-0-1		HOME		1-0-0		1-0-0		1-0-0							
1-3-0		0-2-0		0-0-0		AWAY		0-0-0		0-0-0		1-1-0							
0-0-0		0-0-0		0-0-0		NEUTRAL		0-0-0		0-0-0		0-0-0							
RPI	S	Opponent	Score		RPI	S	Opponent	Score		RPI	S	Opponent	Score						
8	A	Memphis	0	3	40	H	Rice	2	2	85	H	East Carolina	3	2					
20	A	UCF	1	4	45	A	Stephen F. Austin	0	1	114	A	Texas St.	0	1					
										137	H	Houston	6	3					
										147	H	UALR	2	0					
										152	A	UTSA	3	3					
										164	A	UAB	0	1					
										180	H	Marshall	1	0					
										219	H	New Mexico St.	2	0					
										225	H	Northern Colo.	2	0					
										230	A	Sam Houston St.	3	1					
										251	H	Houston Baptist	4	0					
										271	A	Southern Miss.	3	1					
										321	H	Prairie View	4	0					
										LAST 10 GAMES									
										164	A	UAB	0	1	20	A	UCF	1	4
										8	A	Memphis	0	3	85	H	East Carolina	3	2
40	H	Rice	2	2	180	H	Marshall	1	0										
137	H	Houston	6	3	152	A	UTSA	3	3										
271	A	Southern Miss.	3	1	230	A	Sam Houston St.	3	1										

U
T
E
P

Non-Div. I Games:

UTEP

Average RPI Win: 237		WON-LOST	WINNING	LAST 10	STRENGTH OF		OPP. STRENGTH	TEAM	ADJ	CONF.	ADJ CONF.		
Average RPI Loss: 0		RECORD	PCT. RANK	GAMES	SCHEDULE		OF SCHEDULE	RPI	RPI	RPI	RPI		
DIV. I ONLY		13-0-2	.93333	5	9-0-1		313	169	89	.53843	90	24	24
DIV. I NON-CONF.		7-0-2	.88889	10	3-0-1		287	131	84	.54987	85	23	23
TOTALS		RPI 1-25	RPI 26-50		W-L RECORDS		RPI 51-100		RPI 101-150		RPI 150+		
13-0-2		0-0-0	0-0-0		OVERALL		0-0-0		2-0-0		11-0-2		
6-0-1		0-0-0	0-0-0		HOME		0-0-0		0-0-0		6-0-1		
5-0-1		0-0-0	0-0-0		AWAY		0-0-0		1-0-0		4-0-1		
2-0-0		0-0-0	0-0-0		NEUTRAL		0-0-0		1-0-0		1-0-0		
7-0-2		0-0-0	0-0-0		NON-CONFERENCE		0-0-0		2-0-0		5-0-2		
2-0-1		0-0-0	0-0-0		HOME		0-0-0		0-0-0		2-0-1		
3-0-1		0-0-0	0-0-		AWAY		0-0-0		1-0-0		2-0-1		
2-0-0		0-0-0	0-0-0		NEUTRAL		0-0-0		1-0-0		1-0-0		
6-0-0		0-0-0	0-0-0		CONFERENCE		0-0-0		0-0-0		6-0-0		
4-0-0		0-0-0	0-0-0		HOME		0-0-0		0-0-0		4-0-0		
2-0-0		0-0-0	0-0-0		AWAY		0-0-0		0-0-0		2-0-0		
0-0-0		0-0-0	0-0-0		NEUTRAL		0-0-0		0-0-0		0-0-0		
RPI S	Opponent	Score	RPI S	Opponent	Score	RPI S	Opponent	Score	RPI S	Opponent	Score		
									123 N	Lafayette	1	0	
									143 A	Long Island	1	0	
									155 A	Old Dominion	1	1	
									188 H	Fairfield	1	1	
									216 N	Cornell	2	0	
									222 H	Quinnipiac	1	0	
									237 H	New Hampshire	3	0	
									238 H	Vermont	2	0	
									247 H	Temple	5	1	
									254 H	Stony Brook	3	0	
									265 H	Maine	3	0	
									270 A	Binghamton	1	0	
									276 A	Holy Cross	1	0	
									283 A	Fairleigh Dickinson	2	0	
									309 A	UMBC	3	0	
			LAST 10 GAMES										
			238 H Vermont			2	0	309 A UMBC			3	0	
			265 H Maine			3	0	188 H Fairfield			1	1	
			254 H Stony Brook			3	0	216 N Cornell			2	0	
			237 H New Hampshire			3	0	123 N Lafayette			1	0	
			270 A Binghamton			1	0	143 A Long Island			1	0	

Non-Div. I Games:

Hartford

Average RPI Win:	180	WON-LOST RECORD	WINNING PCT. RANK	LAST 10 GAMES	STRENGTH OF SCHEDULE	OPP. STRENGTH OF SCHEDULE	TEAM RPI	ADJ RPI	CONF. RPI	ADJ CONF. RPI			
DIV. I ONLY		8-4-4	.625	84	5-3-2	143	99	91	.53779	91	16	16	
DIV. I NON-CONF.		6-4-2	.58333	124	3-3-0	150	55	107	.53069	107	13	13	
<hr/>													
TOTALS	RPI 1-25	RPI 26-50		W-L RECORDS		RPI 51-100		RPI 101-150		RPI 150+			
8-4-4	0-1-0	0-0-0		OVERALL		2-3-2		0-0-1		6-0-1			
5-1-2	0-0-0	0-0-0		HOME		1-1-1		0-0-0		4-0-1			
3-1-2	0-1-0	0-0-0		AWAY		1-0-1		0-0-1		2-0-0			
0-2-0	0-0-0	0-0-0		NEUTRAL		0-2-0		0-0-0		0-0-0			
<hr/>													
6-4-2	0-1-0	0-0-0		NON-CONFERENCE		2-3-2		0-0-0		4-0-0			
3-1-1	0-0-0	0-0-0		HOME		1-1-1		0-0-0		2-0-0			
3-1-1	0-1-0	0-0-		AWAY		1-0-1		0-0-0		2-0-0			
0-2-0	0-0-0	0-0-0		NEUTRAL		0-2-0		0-0-0		0-0-0			
<hr/>													
2-0-2	0-0-0	0-0-0		CONFERENCE		0-0-0		0-0-1		2-0-1			
2-0-1	0-0-0	0-0-0		HOME		0-0-0		0-0-0		2-0-1			
0-0-1	0-0-0	0-0-0		AWAY		0-0-0		0-0-1		0-0-0			
0-0-0	0-0-0	0-0-0		NEUTRAL		0-0-0		0-0-0		0-0-0			
<hr/>													
RPI S	Opponent	Score		RPI S	Opponent	Score		RPI S	Opponent	Score			
14 A	Florida St.	0	1			58 N	Oregon St.	1	2	104 A	San Diego St.	0	0
						68 N	Washington	1	2	153 A	UC Santa Barbara	1	0
						78 A	Alabama	0	0	158 H	Wyoming	1	1
						87 A	Cal St. Northridge	1	0	167 H	UC Riverside	2	1
						88 H	Cal St. Fullerton	2	3	178 H	UNLV	1	0
						96 H	St. Mary's (CA)	1	1	219 A	New Mexico St.	4	0
						97 H	Oklahoma	2	1	267 H	CSU Bakersfield	4	0
										272 H	Air Force	4	1
<hr/>													
LAST 10 GAMES													
				272 H	Air Force	4	1	97 H	Oklahoma	2	1		
				158 H	Wyoming	1	1	167 H	UC Riverside	2	1		
				178 H	UNLV	1	0	88 H	Cal St. Fullerton	2	3		
				104 A	San Diego St.	0	0	68 N	Washington	1	2		
				219 A	New Mexico St.	4	0	58 N	Oregon St.	1	2		

Non-Div. I Games:

New Mexico

Average RPI Win:	131	WON-LOST RECORD	WINNING PCT. RANK	LAST 10 GAMES	STRENGTH OF SCHEDULE	OPP. STRENGTH OF SCHEDULE	TEAM RPI	ADJ RPI	CONF. RPI	ADJ CONF. RPI				
Average RPI Loss:	86	8-8-1	.5	147	4-6-0	59	91	85	.53752	92	8	8		
DIV. I ONLY		4-2-1	.64286	86	0-0-0	44	125	48	.58511	50	7	7		
DIV. I NON-CONF.														
<hr/>														
TOTALS	RPI 1-25	RPI 26-50		W-L RECORDS		RPI 51-100		RPI 101-150		RPI 150+				
8-8-1	0-2-0	0-3-0		OVERALL		2-0-0		4-0-0		2-3-1				
5-3-1	0-1-0	0-1-0		HOME		1-0-0		2-0-0		2-1-1				
3-5-0	0-1-0	0-2-0		AWAY		1-0-0		2-0-0		0-2-0				
0-0-0	0-0-0	0-0-0		NEUTRAL		0-0-0		0-0-0		0-0-0				
<hr/>														
4-2-1	0-1-0	0-1-0		NON-CONFERENCE		0-0-0		2-0-0		2-0-1				
3-0-1	0-0-0	0-0-0		HOME		0-0-0		1-0-0		2-0-1				
1-2-0	0-1-0	0-0-		AWAY		0-0-0		1-0-0		0-0-0				
0-0-0	0-0-0	0-0-0		NEUTRAL		0-0-0		0-0-0		0-0-0				
<hr/>														
4-6-0	0-1-0	0-2-0		CONFERENCE		2-0-0		2-0-0		0-3-0				
2-3-0	0-1-0	0-1-0		HOME		1-0-0		1-0-0		0-1-0				
2-3-0	0-0-0	0-1-0		AWAY		1-0-0		1-0-0		0-2-0				
0-0-0	0-0-0	0-0-0		NEUTRAL		0-0-0		0-0-0		0-0-0				
<hr/>														
RPI S	Opponent	Score	RPI S	Opponent	Score	RPI S	Opponent	Score	RPI S	Opponent	Score			
7 A	Virginia	1 2	26 A	West Virginia	0 3	63 H	Connecticut	1 0	103 H	Villanova	2 0			
17 H	Marquette	1 2	38 A	William & Mary	0 5	86 A	Rutgers	1 0	106 A	George Mason	2 1			
			42 H	Georgetown	1 2				107 H	Yale	2 1			
									115 A	Seton Hall	2 1			
									159 A	Providence	0 2			
									163 H	Fordham	0 0			
									168 H	South Fla.	2 3			
									231 H	Columbia	1 0			
									232 A	Pittsburgh	1 6			
									233 H	Albany (NY)	2 0			
<hr/>														
LAST 10 GAMES														
168 H South Fla.						2	3	86 A Rutgers					1	0
17 H Marquette						1	2	42 H Georgetown					1	2
232 A Pittsburgh						1	6	103 H Villanova					2	0
26 A West Virginia						0	3	63 H Connecticut					1	0
115 A Seton Hall						2	1	159 A Providence					0	2

Non-Div. I Games:

St. John's (NY)

Average RPI Win:	157	WON-LOST	WINNING	LAST 10	STRENGTH OF	OPP. STRENGTH	TEAM	ADJ	CONF.	ADJ CONF.		
Average RPI Loss:	84	RECORD	PCT. RANK	GAMES	SCHEDULE	OF SCHEDULE	RPI	RPI	RPI	RPI		
DIV. I ONLY		8-7-1	.53125	137	6-3-1	86	107	94	.53659	93	11	12
DIV. I NON-CONF.		4-4-0	.5	151	2-0-0	88	65	105	.53523	101	10	10
<hr/>												
TOTALS	RPI 1-25	RPI 26-50		W-L RECORDS		RPI 51-100		RPI 101-150		RPI 150+		
8-7-1	0-1-0	0-3-0		OVERALL		1-0-0		3-2-0		4-1-1		
5-3-0	0-1-0	0-1-0		HOME		0-0-0		2-1-0		3-0-0		
3-4-1	0-0-0	0-2-0		AWAY		1-0-0		1-1-0		1-1-1		
0-0-0	0-0-0	0-0-0		NEUTRAL		0-0-0		0-0-0		0-0-0		
<hr/>												
4-4-0	0-1-0	0-2-0		NON-CONFERENCE		1-0-0		1-1-0		2-0-0		
2-1-0	0-1-0	0-0-0		HOME		0-0-0		1-0-0		1-0-0		
2-3-0	0-0-0	0-0-		AWAY		1-0-0		0-1-0		1-0-0		
0-0-0	0-0-0	0-0-0		NEUTRAL		0-0-0		0-0-0		0-0-0		
<hr/>												
4-3-1	0-0-0	0-1-0		CONFERENCE		0-0-0		2-1-0		2-1-1		
3-2-0	0-0-0	0-1-0		HOME		0-0-0		1-1-0		2-0-0		
1-1-1	0-0-0	0-0-0		AWAY		0-0-0		1-0-0		0-1-1		
0-0-0	0-0-0	0-0-0		NEUTRAL		0-0-0		0-0-0		0-0-0		
<hr/>												
RPI S	Opponent	Score	RPI S	Opponent	Score	RPI S	Opponent	Score	RPI S	Opponent	Score	
21 H	La Salle	0 1	38 H	William & Mary	1 3	63 A	Connecticut	2 1	106 A	George Mason	2 1	
			39 A	South Carolina	0 4				113 H	Delaware	0 3	
			44 A	Boston U.	0 2				117 H	James Madison	4 2	
									128 A	Clemson	1 2	
									141 H	Loyola Maryland	3 0	
									155 H	Old Dominion	4 0	
									169 A	Drexel	0 0	
									191 H	VCU	2 1	
									204 A	Towson	1 3	
									237 A	New Hampshire	2 1	
									243 H	Rhode Island	2 0	
<hr/>												
LAST 10 GAMES												
38 H William & Mary					1 3	113 H Delaware					0 3	
155 H Old Dominion					4 0	117 H James Madison					4 2	
204 A Towson					1 3	191 H VCU					2 1	
106 A George Mason					2 1	243 H Rhode Island					2 0	
169 A Drexel					0 0	237 A New Hampshire					2 1	

Non-Div. I Games:

Northeastern

Average RPI Win:		232	WON-LOST RECORD		WINNING PCT. RANK		LAST 10 GAMES		STRENGTH OF SCHEDULE		OPP. STRENGTH OF SCHEDULE		TEAM RPI		ADJ RPI		CONF. RPI		ADJ CONF. RPI					
DIV. I ONLY			9-2-4		.73333		35		6-1-3		218		157		93		.53612		94		17		17	
DIV. I NON-CONF.			7-2-2		.72727		53		4-1-1		193		154		93		.54174		94		17		17	
TOTALS		RPI 1-25		RPI 26-50		W-L RECORDS		RPI 51-100		RPI 101-150		RPI 150+												
9-2-4		0-1-0		0-0-0		OVERALL		0-0-0		2-1-3		7-0-1												
7-1-3		0-0-0		0-0-0		HOME		0-0-0		2-1-2		5-0-1												
2-1-1		0-1-0		0-0-0		AWAY		0-0-0		0-0-1		2-0-0												
0-0-0		0-0-0		0-0-0		NEUTRAL		0-0-0		0-0-0		0-0-0												
7-2-2		0-1-0		0-0-0		NON-CONFERENCE		0-0-0		2-1-1		5-0-1												
5-1-2		0-0-0		0-0-0		HOME		0-0-0		2-1-1		3-0-1												
2-1-0		0-1-0		0-0-		AWAY		0-0-0		0-0-0		2-0-0												
0-0-0		0-0-0		0-0-0		NEUTRAL		0-0-0		0-0-0		0-0-0												
2-0-2		0-0-0		0-0-0		CONFERENCE		0-0-0		0-0-2		2-0-0												
2-0-1		0-0-0		0-0-0		HOME		0-0-0		0-0-1		2-0-0												
0-0-1		0-0-0		0-0-0		AWAY		0-0-0		0-0-1		0-0-0												
0-0-0		0-0-0		0-0-0		NEUTRAL		0-0-0		0-0-0		0-0-0												
RPI	S	Opponent		Score		RPI	S	Opponent		Score		RPI	S	Opponent		Score								
4	A	Duke		0 2								105	H	Colgate		1 1								
												113	H	Delaware		1 2								
												115	H	Seton Hall		1 0								
												131	H	Marist		1 0								
												136	H	Sacred Heart		0 0								
												142	A	Lehigh		0 0								
												176	H	Central Conn. St.		0 0								
												209	A	Appalachian St.		1 0								
												239	H	Stetson		5 1								
												254	A	Stony Brook		2 0								
												258	H	Bucknell		1 0								
												276	H	Holy Cross		2 0								
												293	H	Howard		1 0								
												317	H	VMI		3 0								
						LAST 10 GAMES																		
						142	A	Lehigh		0 0		293	H	Howard		1 0								
						258	H	Bucknell		1 0		113	H	Delaware		1 2								
						105	H	Colgate		1 1		254	A	Stony Brook		2 0								
						276	H	Holy Cross		2 0		136	H	Sacred Heart		0 0								
						131	H	Marist		1 0		317	H	VMI		3 0								

Non-Div. I Games:

Army

Average RPI Win: 198		WON-LOST	WINNING	LAST 10	STRENGTH OF		OPP. STRENGTH	TEAM	ADJ	CONF.	ADJ CONF.
Average RPI Loss: 82		RECORD	PCT. RANK	GAMES	SCHEDULE		OF SCHEDULE	RPI	RPI	RPI	RPI
DIV. I ONLY		9-5-2	.625	84	7-1-1		148	115	95	.53564	95
DIV. I NON-CONF.		2-5-1	.3125	248	0-1-0		155	61	212	.45993	208
TOTALS		RPI 1-25	RPI 26-50		W-L RECORDS		RPI 51-100		RPI 101-150		RPI 150+
9-5-2	0-0-0	0-2-1		OVERALL		1-1-0		2-2-0		6-0-1	
5-2-2	0-0-0	0-0-1		HOME		0-1-0		2-1-0		3-0-1	
4-2-0	0-0-0	0-2-0		AWAY		1-0-0		0-0-0		3-0-0	
0-1-0	0-0-0	0-0-0		NEUTRAL		0-0-0		0-1-0		0-0-0	
2-5-1	0-0-0	0-2-1		NON-CONFERENCE		0-1-0		0-2-0		2-0-0	
2-2-1	0-0-0	0-0-1		HOME		0-1-0		0-1-0		2-0-0	
0-2-0	0-0-0	0-0-		AWAY		0-0-0		0-0-0		0-0-0	
0-1-0	0-0-0	0-0-0		NEUTRAL		0-0-0		0-1-0		0-0-0	
7-0-1	0-0-0	0-0-0		CONFERENCE		1-0-0		2-0-0		4-0-1	
3-0-1	0-0-0	0-0-0		HOME		0-0-0		2-0-0		1-0-1	
4-0-0	0-0-0	0-0-0		AWAY		1-0-0		0-0-0		3-0-0	
0-0-0	0-0-0	0-0-0		NEUTRAL		0-0-0		0-0-0		0-0-0	
RPI S	Opponent	Score	RPI S	Opponent	Score	RPI S	Opponent	Score	RPI S	Opponent	Score
			30 A	Illinois	1 5	73 A	Western Mich.	3 2	118 N	TCU	0 1
			41 H	Louisville	1 1	75 H	Iowa St.	1 2	133 H	Buffalo	2 0
			50 A	Texas Tech	0 3				134 H	Kent St.	2 0
									139 H	Purdue	0 1
									154 H	Akron	2 2
									184 A	Miami (OH)	3 0
									203 H	Ohio	2 0
									244 A	Bowling Green	1 0
									248 H	Niagara	5 2
									278 H	IPFW	4 3
									282 A	Northern Ill.	1 0
LAST 10 GAMES											
			133 H	Buffalo	2 0		244 A	Bowling Green	1 0		
			134 H	Kent St.	2 0		73 A	Western Mich.	3 2		
			154 H	Akron	2 2		282 A	Northern Ill.	1 0		
			203 H	Ohio	2 0		75 H	Iowa St.	1 2		
			184 A	Miami (OH)	3 0		50 A	Texas Tech	0 3		

Non-Div. I Games:

Toledo

Average RPI Win:	179	WON-LOST RECORD	WINNING PCT. RANK	LAST 10 GAMES	STRENGTH OF SCHEDULE	OPP. STRENGTH OF SCHEDULE	TEAM RPI	ADJ RPI	CONF. RPI	ADJ CONF. RPI			
DIV. I ONLY		9-5-2	.625	84	4-4-1	173	77	97	.53545	96	5	5	
DIV. I NON-CONF.		9-2-1	.79167	33	4-1-0	201	87	70	.56486	68	6	6	
<hr/>													
TOTALS	RPI 1-25	RPI 26-50		W-L RECORDS		RPI 51-100		RPI 101-150		RPI 150+			
9-5-2	0-1-0	1-1-0		OVERALL		0-3-1		2-0-0		6-0-1			
7-1-1	0-0-0	0-0-0		HOME		0-1-0		2-0-0		5-0-1			
2-4-1	0-1-0	1-1-0		AWAY		0-2-1		0-0-0		1-0-0			
0-0-0	0-0-0	0-0-0		NEUTRAL		0-0-0		0-0-0		0-0-0			
9-2-1	0-0-0	1-1-0		NON-CONFERENCE		0-1-1		2-0-0		6-0-0			
7-0-0	0-0-0	0-0-0		HOME		0-0-0		2-0-0		5-0-0			
2-2-1	0-0-0	1-0-		AWAY		0-1-1		0-0-0		1-0-0			
0-0-0	0-0-0	0-0-0		NEUTRAL		0-0-0		0-0-0		0-0-0			
0-3-1	0-1-0	0-0-0		CONFERENCE		0-2-0		0-0-0		0-0-1			
0-1-1	0-0-0	0-0-0		HOME		0-1-0		0-0-0		0-0-1			
0-2-0	0-1-0	0-0-0		AWAY		0-1-0		0-0-0		0-0-0			
0-0-0	0-0-0	0-0-0		NEUTRAL		0-0-0		0-0-0		0-0-0			
RPI	S	Opponent	Score	RPI	S	Opponent	Score	RPI	S	Opponent	Score		
24	A	Santa Clara	1 2	35	A	UC Irvine	2 1	53	A	Portland	4 7		
				50	A	Texas Tech	0 2	56	A	Long Beach St.	0 6		
								82	H	Loyola Marymount	1 2		
								91	A	New Mexico	1 1		
										102	H	Cal Poly	3 1
										125	H	Utah	2 1
										157	H	Gonzaga	1 1
										191	H	VCU	1 0
										197	H	Hawaii	1 0
										210	H	Northwestern	3 2
										224	H	George Washington	3 0
										264	H	San Jose St.	3 0
										267	A	CSU Bakersfield	2 0
<hr/>													
				LAST 10 GAMES									
				53 A Portland 4 7				264 H San Jose St. 3 0					
				82 H Loyola Marymount 1 2				56 A Long Beach St. 0 6					
				24 A Santa Clara 1 2				35 A UC Irvine 2 1					
				157 H Gonzaga 1 1				125 H Utah 2 1					
				267 A CSU Bakersfield 2 0				191 H VCU 1 0					

Non-Div. I Games:

St. Mary's (CA)

Average RPI Win: 117		WON-LOST RECORD		WINNING PCT. RANK		LAST 10 GAMES		STRENGTH OF SCHEDULE		OPP. STRENGTH OF SCHEDULE		TEAM RPI		ADJ RPI		CONF. RPI		ADJ CONF. RPI									
DIV. I ONLY		6-10-0		.375 234		3-7-0		29		54		104		.53385 97		2		2									
DIV. I NON-CONF.		5-5-0		.5 151		2-3-0		103		38		109		.53147 106		3		3									
TOTALS		RPI 1-25		RPI 26-50		W-L RECORDS		RPI 51-100		RPI 101-150		RPI 150+															
6-10-0		0-3-0		1-2-0		OVERALL		2-5-0		1-0-0		2-0-0															
5-5-0		0-2-0		1-1-0		HOME		2-2-0		1-0-0		1-0-0															
0-5-0		0-1-0		0-1-0		AWAY		0-3-0		0-0-0		0-0-0															
1-0-0		0-0-0		0-0-0		NEUTRAL		0-0-0		0-0-0		1-0-0															
5-5-0		0-1-0		1-1-0		NON-CONFERENCE		1-3-0		1-0-0		2-0-0															
4-2-0		0-1-0		1-0-0		HOME		1-1-0		1-0-0		1-0-0															
0-3-0		0-0-0		0-0-		AWAY		0-2-0		0-0-0		0-0-0															
1-0-0		0-0-0		0-0-0		NEUTRAL		0-0-0		0-0-0		1-0-0															
1-5-0		0-2-0		0-1-0		CONFERENCE		1-2-0		0-0-0		0-0-0															
1-3-0		0-1-0		0-1-0		HOME		1-1-0		0-0-0		0-0-0															
0-2-0		0-1-0		0-0-0		AWAY		0-1-0		0-0-0		0-0-0															
0-0-0		0-0-0		0-0-0		NEUTRAL		0-0-0		0-0-0		0-0-0															
RPI	S	Opponent		Score		RPI	S	Opponent		Score		RPI	S	Opponent		Score											
10	A	Oklahoma St.		0	1	33	A	LSU		1	2	59	H	Missouri		2	5	148	H	Oral Roberts	4	1					
10	H	Oklahoma St.		0	3	46	H	BYU		2	0	60	A	Texas		0	2	164	H	UAB	5	0					
25	H	Tennessee		1	3	50	H	Texas Tech		0	2	71	H	Missouri St.		3	1	195	N	Arizona	4	2					
												75	H	Iowa St.		2	1										
												76	H	SMU		0	1										
												91	A	New Mexico		1	2										
												98	A	Arizona St.		0	3										
						LAST 10 GAMES																					
						59 H Missouri						2	5	91 A New Mexico						1	2						
						75 H Iowa St.						2	1	33 A LSU						1	2						
						60 A Texas						0	2	46 H BYU						2	0						
						50 H Texas Tech						0	2	195 N Arizona						4	2						
						10 H Oklahoma St.						0	3	98 A Arizona St.						0	3						

Non-Div. I Games:

Oklahoma

Average RPI Win: 155		WON-LOST	WINNING	LAST 10	STRENGTH OF		OPP. STRENGTH	TEAM	ADJ		CONF.	ADJ CONF.
Average RPI Loss: 60		RECORD	PCT. RANK	GAMES	SCHEDULE		OF SCHEDULE	RPI	RPI		RPI	RPI
DIV. I ONLY		6-8-0	.42857	203	3-6-0		51	75	99		.53203	98
DIV. I NON-CONF.		4-4-0	.5	151	1-2-0		83	73	103		.53416	103
TOTALS		RPI 1-25	RPI 26-50		W-L RECORDS		RPI 51-100		RPI 101-150		RPI 150+	
6-8-0		0-3-0	1-1-0		OVERALL		1-2-0		1-1-0		3-1-0	
4-3-0		0-1-0	1-0-0		HOME		1-2-0		1-0-0		1-0-0	
1-4-0		0-2-0	0-0-0		AWAY		0-0-0		0-1-0		1-1-0	
1-1-0		0-0-0	0-1-0		NEUTRAL		0-0-0		0-0-0		1-0-0	
4-4-0		0-1-0	1-1-0		NON-CONFERENCE		1-1-0		0-0-0		2-1-0	
3-1-0		0-0-0	1-0-0		HOME		1-1-0		0-0-0		1-0-0	
0-2-0		0-1-0	0-0-		AWAY		0-0-0		0-0-0		0-1-0	
1-1-0		0-0-0	0-1-0		NEUTRAL		0-0-0		0-0-0		1-0-0	
2-4-0		0-2-0	0-0-0		CONFERENCE		0-1-0		1-1-0		1-0-0	
1-2-0		0-1-0	0-0-0		HOME		0-1-0		1-0-0		0-0-0	
1-2-0		0-1-0	0-0-0		AWAY		0-0-0		0-1-0		1-0-0	
0-0-0		0-0-0	0-0-0		NEUTRAL		0-0-0		0-0-0		0-0-0	
RPI S	Opponent	Score	RPI S	Opponent	Score	RPI S	Opponent	Score	RPI S	Opponent	Score	
2 H	Stanford	1 3	39 H	South Carolina	1 0	58 H	Oregon St.	0 2	124 H	Oregon	4 0	
7 A	Virginia	0 3	50 N	Texas Tech	0 5	59 H	Missouri	0 1	125 A	Utah	1 2	
23 A	California	0 1				97 H	Oklahoma	3 0	155 A	Old Dominion	1 3	
									165 N	Pacific	1 0	
									207 A	Colorado	1 0	
									295 H	Northern Ariz.	7 0	
LAST 10 GAMES												
2 H	Stanford	1 3	23 A	California	0 1							
124 H	Oregon	4 0	165 N	Pacific	1 0							
58 H	Oregon St.	0 2	50 N	Texas Tech	0 5							
207 A	Colorado	1 0	59 H	Missouri	0 1							
125 A	Utah	1 2	97 H	Oklahoma	3 0							

Non-Div. I Games:

Arizona St.

Average RPI Win: 211		WON-LOST	WINNING	LAST 10	STRENGTH OF SCHEDULE	OPP. STRENGTH OF SCHEDULE	TEAM RPI	ADJ RPI	CONF. RPI	ADJ CONF. RPI				
Average RPI Loss: 93		RECORD	PCT. RANK	GAMES										
DIV. I ONLY		8-4-3	.63333	79	5-2-2	188	76	98	.53036	99	20	20		
DIV. I NON-CONF.		6-3-3	.625	94	3-1-2	106	60	78	.5546	79	18	18		
<hr/>														
TOTALS		RPI 1-25	RPI 26-50		W-L RECORDS	RPI 51-100		RPI 101-150		RPI 150+				
8-4-3		0-2-1	0-0-0		OVERALL	0-0-1		1-0-1		7-2-0				
3-0-1		0-0-1	0-0-0		HOME	0-0-0		0-0-0		3-0-0				
4-4-2		0-2-0	0-0-0		AWAY	0-0-1		1-0-1		3-2-0				
1-0-0		0-0-0	0-0-0		NEUTRAL	0-0-0		0-0-0		1-0-0				
6-3-3		0-2-1	0-0-0		NON-CONFERENCE	0-0-1		1-0-1		5-1-0				
2-0-1		0-0-1	0-0-0		HOME	0-0-0		0-0-0		2-0-0				
3-3-2		0-2-0	0-0-		AWAY	0-0-1		1-0-1		2-1-0				
1-0-0		0-0-0	0-0-0		NEUTRAL	0-0-0		0-0-0		1-0-0				
2-1-0		0-0-0	0-0-0		CONFERENCE	0-0-0		0-0-0		2-1-0				
1-0-0		0-0-0	0-0-0		HOME	0-0-0		0-0-0		1-0-0				
1-1-0		0-0-0	0-0-0		AWAY	0-0-0		0-0-0		1-1-0				
0-0-0		0-0-0	0-0-0		NEUTRAL	0-0-0		0-0-0		0-0-0				
RPI	S	Opponent	Score		RPI	S	Opponent	Score		RPI	S	Opponent	Score	
3	A	UCLA	1	4						82	A	Loyola Marymount	0	0
9	H	Pepperdine	1	1						102	A	Cal Poly	3	2
19	A	Texas A&M	2	4						108	A	Colorado Col.	1	1
										152	N	UTSA	4	0
										153	A	UC Santa Barbara	2	3
										174	H	San Francisco	3	0
										197	A	Hawaii	0	3
										213	H	Idaho	1	0
										246	H	Sacramento St.	2	0
										264	A	San Jose St.	1	0
										267	A	CSU Bakersfield	3	1
										272	A	Air Force	2	0
LAST 10 GAMES														
					197	A	Hawaii	0	3	102	A	Cal Poly	3	2
					264	A	San Jose St.	1	0	272	A	Air Force	2	0
					267	A	CSU Bakersfield	3	1	108	A	Colorado Col.	1	1
					213	H	Idaho	1	0	3	A	UCLA	1	4
					9	H	Pepperdine	1	1	246	H	Sacramento St.	2	0

Non-Div. I Games:

Fresno St.

Average RPI Win: 224		WON-LOST	WINNING	LAST 10	STRENGTH OF		OPP. STRENGTH	TEAM	ADJ	CONF.	ADJ CONF.						
Average RPI Loss: 99		RECORD	PCT. RANK	GAMES	SCHEDULE		OF SCHEDULE	RPI	RPI	RPI	RPI						
DIV. I ONLY		9-5-0	.64286	76	8-2-0		153	201	102	.5302	100	19	19				
DIV. I NON-CONF.		4-4-0	.5	151	3-1-0		231	133	185	.47745	184	20	20				
TOTALS		RPI 1-25	RPI 26-50		W-L RECORDS		RPI 51-100		RPI 101-150		RPI 150+						
9-5-0		0-1-0	0-0-0		OVERALL		0-0-0		2-4-0		7-0-0						
5-1-0		0-0-0	0-0-0		HOME		0-0-0		1-1-0		4-0-0						
4-4-0		0-1-0	0-0-0		AWAY		0-0-0		1-3-0		3-0-0						
0-0-0		0-0-0	0-0-0		NEUTRAL		0-0-0		0-0-0		0-0-0						
4-4-0		0-1-0	0-0-0		NON-CONFERENCE		0-0-0		1-3-0		3-0-0						
2-1-0		0-0-0	0-0-0		HOME		0-0-0		0-1-0		2-0-0						
2-3-0		0-1-0	0-0-		AWAY		0-0-0		1-2-0		1-0-0						
0-0-0		0-0-0	0-0-0		NEUTRAL		0-0-0		0-0-0		0-0-0						
5-1-0		0-0-0	0-0-0		CONFERENCE		0-0-0		1-1-0		4-0-0						
3-0-0		0-0-0	0-0-0		HOME		0-0-0		1-0-0		2-0-0						
2-1-0		0-0-0	0-0-0		AWAY		0-0-0		0-1-0		2-0-0						
0-0-0		0-0-0	0-0-0		NEUTRAL		0-0-0		0-0-0		0-0-0						
RPI	S	Opponent		Score		RPI	S	Opponent		Score		RPI	S	Opponent		Score	
12	A	Miami (FL)		0 3								115	H	Seton Hall		0 1	
												119	A	Navy		1 2	
												123	A	Lafayette		0 1	
												127	A	Saint Francis (PA)		1 2	
												142	A	Lehigh		2 1	
												143	H	Long Island		3 2	
												190	A	Bryant		2 0	
												202	H	Wagner		2 0	
												221	A	Robert Morris		2 0	
												231	H	Columbia		1 0	
												275	H	Mt. St. Mary's		4 0	
												306	H	NJIT		6 0	
												308	A	Saint Peter's		3 1	
LAST 10 GAMES																	
						221	A	Robert Morris		2 0		143	H	Long Island		3 2	
						127	A	Saint Francis (PA)		1 2		190	A	Bryant		2 0	
						231	H	Columbia		1 0		119	A	Navy		1 2	
						275	H	Mt. St. Mary's		4 0		308	A	Saint Peter's		3 1	
						202	H	Wagner		2 0		142	A	Lehigh		2 1	

Non-Div. I Games:

Monmouth

Average RPI Win: 211		WON-LOST	WINNING	LAST 10	STRENGTH OF		OPP. STRENGTH	TEAM	ADJ	CONF.	ADJ CONF.		
Average RPI Loss: 100		RECORD	PCT. RANK	GAMES	SCHEDULE		OF SCHEDULE	RPI	RPI	RPI	RPI		
DIV. I ONLY		10-6-0	.625	84	7-3-0		145	144	96	.53006	101	18	18
DIV. I NON-CONF.		4-4-0	.5	151	1-1-0		123	129	138	.50614	141	19	19
TOTALS		RPI 1-25	RPI 26-50		W-L RECORDS		RPI 51-100		RPI 101-150		RPI 150+		
10-6-0	0-1-0	0-1-0		OVERALL		0-2-0		0-0-0		10-2-0			
7-2-0	0-0-0	0-0-0		HOME		0-1-0		0-0-0		7-1-0			
2-3-0	0-1-0	0-0-0		AWAY		0-1-0		0-0-0		2-1-0			
1-1-0	0-0-0	0-1-0		NEUTRAL		0-0-0		0-0-0		1-0-0			
4-4-0	0-1-0	0-1-0		NON-CONFERENCE		0-0-0		0-0-0		4-2-0			
3-1-0	0-0-0	0-0-0		HOME		0-0-0		0-0-0		3-1-0			
0-2-0	0-1-0	0-0-		AWAY		0-0-0		0-0-0		0-1-0			
1-1-0	0-0-0	0-1-0		NEUTRAL		0-0-0		0-0-0		1-0-0			
6-2-0	0-0-0	0-0-0		CONFERENCE		0-2-0		0-0-0		6-0-0			
4-1-0	0-0-0	0-0-0		HOME		0-1-0		0-0-0		4-0-0			
2-1-0	0-0-0	0-0-0		AWAY		0-1-0		0-0-0		2-0-0			
0-0-0	0-0-0	0-0-0		NEUTRAL		0-0-0		0-0-0		0-0-0			
RPI S	Opponent	Score		RPI S	Opponent	Score		RPI S	Opponent	Score			
4 A	Duke	0 3		43 N	Vanderbilt	0 2		66 H	UNC Greensboro	1 2			
								79 A	Samford	1 2			

Average RPI Win:		191	WON-LOST RECORD		WINNING PCT. RANK		LAST 10 GAMES		STRENGTH OF SCHEDULE		OPP. STRENGTH OF SCHEDULE		TEAM RPI		ADJ RPI		CONF. RPI		ADJ CONF. RPI					
Average RPI Loss:		74																						
DIV. I ONLY			8-8-1		.5		147		4-5-1		79		112		101		.52925		102		9		9	
DIV. I NON-CONF.			6-4-1		.59091		121		2-1-1		99		144		94		.54303		93		9		9	
TOTALS		RPI 1-25		RPI 26-50		W-L RECORDS		RPI 51-100		RPI 101-150		RPI 150+												
8-8-1		0-1-1		0-2-0		OVERALL		2-4-0		1-0-0		5-1-0												
2-5-1		0-1-1		0-0-0		HOME		1-3-0		0-0-0		1-1-0												
4-3-0		0-0-0		0-2-0		AWAY		1-1-0		0-0-0		3-0-0												
2-0-0		0-0-0		0-0-0		NEUTRAL		0-0-0		1-0-0		1-0-0												
6-4-1		0-1-1		0-1-0		NON-CONFERENCE		0-2-0		1-0-0		5-0-0												
1-2-1		0-1-1		0-0-0		HOME		0-1-0		0-0-0		1-0-0												
3-2-0		0-0-0		0-0-		AWAY		0-1-0		0-0-0		3-0-0												
2-0-0		0-0-0		0-0-0		NEUTRAL		0-0-0		1-0-0		1-0-0												
2-4-0		0-0-0		0-1-0		CONFERENCE		2-2-0		0-0-0		0-1-0												
1-3-0		0-0-0		0-0-0		HOME		1-2-0		0-0-0		0-1-0												
1-1-0		0-0-0		0-1-0		AWAY		1-0-0		0-0-0		0-0-0												
0-0-0		0-0-0		0-0-0		NEUTRAL		0-0-0		0-0-0		0-0-0												
RPI	S	Opponent		Score		RPI	S	Opponent		Score		RPI	S	Opponent		Score		RPI	S	Opponent		Score		
9	H	Pepperdine		1	1	34	A	Dayton		1	3	56	H	Long Beach St.		0	6	110	N	Seattle		2	1	
24	H	Santa Clara		0	3	35	A	UC Irvine		0	1	81	H	UC Davis		1	2	167	H	UC Riverside		1	2	
												87	A	Cal St. Northridge		2	0	179	A	Cincinnati		2	1	
												88	H	Cal St. Fullerton		2	1	255	N	Boise St.		3	0	
												96	A	St. Mary's (CA)		1	3	264	A	San Jose St.		2	0	
												99	H	Fresno St.		2	3	267	A	CSU Bakersfield		2	1	
																		277	H	Nevada		4	1	

Average RPI Win:	154	WON-LOST	WINNING	LAST 10	STRENGTH OF	OPP. STRENGTH	TEAM	ADJ	CONF.	ADJ CONF.	
Average RPI Loss:	88	RECORD	PCT. RANK	GAMES	SCHEDULE	OF SCHEDULE	RPI	RPI	RPI	RPI	
DIV. I ONLY	8-8-2	.5	147	4-5-0	96	81	117	.52924	103	8	8
DIV. I NON-CONF.	4-2-2	.625	94	0-0-0	38	164	53	.58238	53	7	7
<hr/>											
TOTALS	RPI 1-25	RPI 26-50		W-L RECORDS		RPI 51-100		RPI 101-150		RPI 150+	
8-8-2	0-0-0	2-2-1		OVERALL		0-4-0		0-1-1		6-1-0	
4-4-1	0-0-0	1-1-0		HOME		0-1-0		0-1-1		3-1-0	
3-4-1	0-0-0	1-1-1		AWAY		0-3-0		0-0-0		2-0-0	
1-0-0	0-0-0	0-0-0		NEUTRAL		0-0-0		0-0-0		1-0-0	
<hr/>											
4-2-2	0-0-0	1-0-1		NON-CONFERENCE		0-1-0		0-0-1		3-1-0	
1-2-1	0-0-0	0-0-0		HOME		0-1-0		0-0-1		1-1-0	
2-0-1	0-0-0	1-1-		AWAY		0-0-0		0-0-0		1-0-0	
1-0-0	0-0-0	0-0-0		NEUTRAL		0-0-0		0-0-0		1-0-0	
<hr/>											
4-6-0	0-0-0	1-2-0		CONFERENCE		0-3-0		0-1-0		3-0-0	
3-2-0	0-0-0	1-1-0		HOME		0-0-0		0-1-0		2-0-0	
1-4-0	0-0-0	0-1-0		AWAY		0-3-0		0-0-0		1-0-0	
0-0-0	0-0-0	0-0-0		NEUTRAL		0-0-0		0-0-0		0-0-0	
<hr/>											
RPI S	Opponent	Score	RPI S	Opponent	Score	RPI S	Opponent	Score	RPI S	Opponent	Score
			26 H	West Virginia	4 1	74 H	Penn	0 1	115 H	Seton Hall	0 1
			32 A	Georgia	3 2	84 A	Syracuse	0 1	117 H	James Madison	1 1
			37 A	Notre Dame	1 3	86 A	Rutgers	1 2	173 H	Princeton	1 2
			38 A	William & Mary	2 2	92 A	St. John's (NY)	0 2	177 H	Saint Joseph's	2 1
			41 H	Louisville	2 3				179 H	Cincinnati	1 0
									191 N	VCU	3 2
									196 A	DePaul	3 2
									201 A	Georgia St.	3 2
									232 H	Pittsburgh	3 1
<hr/>											
			LAST 10 GAMES								
			37 A	Notre Dame	1 3	232 H	Pittsburgh	3 1			
			196 A	DePaul	3 2	84 A	Syracuse	0 1			
			179 H	Cincinnati	1 0	92 A	St. John's (NY)	0 2			
			41 H	Louisville	2 3	115 H	Seton Hall	0 1			
			26 H	West Virginia	4 1	86 A	Rutgers	1 2			

Average RPI Win: 132		WON-LOST RECORD		WINNING PCT. RANK		LAST 10 GAMES		STRENGTH OF SCHEDULE		OPP. STRENGTH OF SCHEDULE		TEAM RPI		ADJ RPI		CONF. RPI		ADJ CONF. RPI					
DIV. I ONLY		7-6-3		.53125		137		4-4-2		133		39		112		.52889		104		16		16	
DIV. I NON-CONF.		6-5-2		.53846		150		3-3-1		120		18		104		.53732		98		13		13	
TOTALS		RPI 1-25		RPI 26-50		W-L RECORDS		RPI 51-100		RPI 101-150		RPI 150+											
7-6-3		0-2-1		0-0-0		OVERALL		3-1-2		1-1-0		3-2-0											
4-3-3		0-0-1		0-0-0		HOME		2-1-2		0-0-0		2-2-0											
2-2-0		0-2-0		0-0-0		AWAY		1-0-0		1-0-0		0-0-0											
1-1-0		0-0-0		0-0-0		NEUTRAL		0-0-0		0-1-0		1-0-0											
6-5-2		0-2-1		0-0-0		NON-CONFERENCE		3-1-1		0-1-0		3-1-0											
4-2-2		0-0-1		0-0-0		HOME		2-1-1		0-0-0		2-1-0											
1-2-0		0-2-0		0-0-		AWAY		1-0-0		0-0-0		0-0-0											
1-1-0		0-0-0		0-0-0		NEUTRAL		0-0-0		0-1-0		1-0-0											
1-1-1		0-0-0		0-0-0		CONFERENCE		0-0-1		1-0-0		0-1-0											
0-1-1		0-0-0		0-0-0		HOME		0-0-1		0-0-0		0-1-0											
1-0-0		0-0-0		0-0-0		AWAY		0-0-0		1-0-0		0-0-0											
0-0-0		0-0-0		0-0-0		NEUTRAL		0-0-0		0-0-0		0-0-0											
RPI	S	Opponent		Score		RPI	S	Opponent		Score		RPI	S	Opponent		Score							
20	H	UCF		4	4			53	H	Portland	1 0	110	N	Seattle		1 3							
23	A	California		1	2			56	H	Long Beach St.	1 1	118	A	TCU		4 0							
24	A	Santa Clara		0	5			60	A	Texas	1 0	153	H	UC Santa Barbara		0 1							
								72	H	Minnesota	2 1	195	H	Arizona		1 0							
								78	H	Alabama	0 1	197	N	Hawaii		3 0							
								91	H	New Mexico	0 0	231	H	Columbia		1 0							
												255	H	Boise St.		0 1							
LAST 10 GAMES																							
						255	H	Boise St.		0 1	153	H	UC Santa Barbara		0 1								
						60	A	Texas		1 0	110	N	Seattle		1 3								
						118	A	TCU		4 0	197	N	Hawaii		3 0								
						24	A	Santa Clara		0 5	56	H	Long Beach St.		1 1								
						91	H	New Mexico		0 0	231	H	Columbia		1 0								

Non-Div. I Games:

San Diego St.

Average RPI Win:	224	WON-LOST	WINNING	LAST 10	STRENGTH OF	OPP. STRENGTH	TEAM	ADJ	CONF.	ADJ CONF.			
Average RPI Loss:	82	RECORD	PCT. RANK	GAMES	SCHEDULE	OF SCHEDULE	RPI	RPI	RPI	RPI			
DIV. I ONLY		9-4-2	.66667	63	6-1-2	201	136	107	.52884	105	17	17	
DIV. I NON-CONF.		7-4-0	.63636	89	4-1-0	197	109	115	.52273	114	17	17	
<hr/>													
TOTALS	RPI 1-25	RPI 26-50		W-L RECORDS		RPI 51-100		RPI 101-150		RPI 150+			
9-4-2	0-1-0	0-0-0		OVERALL		0-1-1		0-2-1		9-0-0			
4-1-0	0-0-0	0-0-0		HOME		0-0-0		0-1-0		4-0-0			
4-2-2	0-1-0	0-0-0		AWAY		0-1-1		0-0-1		4-0-0			
1-1-0	0-0-0	0-0-0		NEUTRAL		0-0-0		0-1-0		1-0-0			
7-4-0	0-1-0	0-0-0		NON-CONFERENCE		0-1-0		0-2-0		7-0-0			
3-1-0	0-0-0	0-0-0		HOME		0-0-0		0-1-0		3-0-0			
3-2-0	0-1-0	0-0-		AWAY		0-1-0		0-0-0		3-0-0			
1-1-0	0-0-0	0-0-0		NEUTRAL		0-0-0		0-1-0		1-0-0			
2-0-2	0-0-0	0-0-0		CONFERENCE		0-0-1		0-0-1		2-0-0			
1-0-0	0-0-0	0-0-0		HOME		0-0-0		0-0-0		1-0-0			
1-0-2	0-0-0	0-0-0		AWAY		0-0-1		0-0-1		1-0-0			
0-0-0	0-0-0	0-0-0		NEUTRAL		0-0-0		0-0-0		0-0-0			
RPI S	Opponent	Score		RPI S	Opponent	Score		RPI S	Opponent	Score			
18 A	Boston College	0	4			63 A	Connecticut	0	3	115 N	Seton Hall	0	1
						94 A	Army	1	1	119 A	Navy	1	1
										133 H	Buffalo	0	2
										161 A	St. Bonaventure	2	1
										182 H	Dartmouth	2	1
										215 H	Canisius	3	2
										216 A	Cornell	3	0
										233 A	Albany (NY)	4	1
										238 H	Vermont	5	1
										239 N	Stetson	4	1
										258 H	Bucknell	3	0
										276 A	Holy Cross	2	1
<hr/>													
				LAST 10 GAMES									
				119 A	Navy	1	1	161 A	St. Bonaventure	2	1		
				276 A	Holy Cross	2	1	182 H	Dartmouth	2	1		
				94 A	Army	1	1	18 A	Boston College	0	4		
				258 H	Bucknell	3	0	233 A	Albany (NY)	4	1		
				215 H	Canisius	3	2	216 A	Cornell	3	0		

Non-Div. I Games:

Colgate

Average RPI Win:	171	WON-LOST	WINNING	LAST 10	STRENGTH OF	OPP. STRENGTH	TEAM	ADJ	CONF.	ADJ CONF.	
Average RPI Loss:	63	RECORD	PCT. RANK	GAMES	SCHEDULE	OF SCHEDULE	RPI	RPI	RPI	RPI	
DIV. I ONLY	6-5-5	.53125	137	5-2-3	102	113	111	.52838	106	11	12
DIV. I NON-CONF.	3-3-2	.5	151	2-0-0	53	96	90	.54759	88	10	10
<hr/>											
TOTALS	RPI 1-25	RPI 26-50		W-L RECORDS	RPI 51-100		RPI 101-150		RPI 150+		
6-5-5	0-0-0	0-2-0		OVERALL	1-3-1		3-0-0		2-0-4		
5-3-1	0-0-0	0-0-0		HOME	1-3-0		3-0-0		1-0-1		
1-1-3	0-0-0	0-1-0		AWAY	0-0-0		0-0-0		1-0-3		
0-1-1	0-0-0	0-1-0		NEUTRAL	0-0-1		0-0-0		0-0-0		
<hr/>											
3-3-2	0-0-0	0-1-0		NON-CONFERENCE	1-2-1		1-0-0		1-0-1		
3-2-1	0-0-0	0-0-0		HOME	1-2-0		1-0-0		1-0-1		
0-0-0	0-0-0	0-0-		AWAY	0-0-0		0-0-0		0-0-0		
0-1-1	0-0-0	0-1-0		NEUTRAL	0-0-1		0-0-0		0-0-0		
<hr/>											
3-2-3	0-0-0	0-1-0		CONFERENCE	0-1-0		2-0-0		1-0-3		
2-1-0	0-0-0	0-0-0		HOME	0-1-0		2-0-0		0-0-0		
1-1-3	0-0-0	0-1-0		AWAY	0-0-0		0-0-0		1-0-3		
0-0-0	0-0-0	0-0-0		NEUTRAL	0-0-0		0-0-0		0-0-0		
<hr/>											
RPI S	Opponent	Score	RPI S	Opponent	Score	RPI S	Opponent	Score	RPI S	Opponent	Score
			26 N	West Virginia	0 3	57 N	Richmond	1 1	117 H	James Madison	1 0
			38 A	William & Mary	1 3	66 H	UNC Greensboro	1 4	127 H	Saint Francis (PA)	3 1
						74 H	Penn	3 2	129 H	Hofstra	1 0
						92 H	St. John's (NY)	1 2	155 A	Old Dominion	4 4
						93 H	Northeastern	1 2	191 A	VCU	0 0
									201 A	Georgia St.	1 1
									208 H	Longwood	2 2
									286 A	UNC Wilmington	3 0
									293 H	Howard	2 0
<hr/>											
LAST 10 GAMES											
			201 A	Georgia St.	1 1	191 A	VCU	0 0			
			286 A	UNC Wilmington	3 0	38 A	William & Mary	1 3			
			129 H	Hofstra	1 0	155 A	Old Dominion	4 4			
			93 H	Northeastern	1 2	74 H	Penn	3 2			
			117 H	James Madison	1 0	293 H	Howard	2 0			

Non-Div. I Games:

George Mason

Average RPI Win: 193		WON-LOST	WINNING	LAST 10	STRENGTH OF		OPP. STRENGTH	TEAM	ADJ		CONF.	ADJ CONF.
Average RPI Loss: 71		RECORD	PCT. RANK	GAMES	SCHEDULE		OF SCHEDULE	RPI	RPI		RPI	RPI
DIV. I ONLY		7-4-2	.61538	98	6-3-0		175	90	106		.52787	107
DIV. I NON-CONF.		4-3-2	.55556	136	3-2-0		100	137	102		.53252	105
TOTALS		RPI 1-25	RPI 26-50		W-L RECORDS		RPI 51-100		RPI 101-150		RPI 150+	
7-4-2		0-0-0	0-1-0		OVERALL		0-3-0		1-0-1		6-0-1	
5-1-2		0-0-0	0-0-0		HOME		0-1-0		1-0-1		4-0-1	
2-3-0		0-0-0	0-1-0		AWAY		0-2-0		0-0-0		2-0-0	
0-0-0		0-0-0	0-0-0		NEUTRAL		0-0-0		0-0-0		0-0-0	
4-3-2		0-0-0	0-1-0		NON-CONFERENCE		0-2-0		1-0-1		3-0-1	
3-0-2		0-0-0	0-0-0		HOME		0-0-0		1-0-1		2-0-1	
1-3-0		0-0-0	0-0-		AWAY		0-2-0		0-0-0		1-0-0	
0-0-0		0-0-0	0-0-0		NEUTRAL		0-0-0		0-0-0		0-0-0	
3-1-0		0-0-0	0-0-0		CONFERENCE		0-1-0		0-0-0		3-0-0	
2-1-0		0-0-0	0-0-0		HOME		0-1-0		0-0-0		2-0-0	
1-0-0		0-0-0	0-0-0		AWAY		0-0-0		0-0-0		1-0-0	
0-0-0		0-0-0	0-0-0		NEUTRAL		0-0-0		0-0-0		0-0-0	
RPI S	Opponent	Score	RPI S	Opponent	Score	RPI S	Opponent	Score	RPI S	Opponent	Score	
			44 A	Boston U.	1 3	62 H	Harvard	1 2	131 H	Marist	2 0	
						86 A	Rutgers	0 1	136 H	Sacred Heart	1 1	
						92 A	St. John's (NY)	1 2	159 H	Providence	0 0	
									173 A	Princeton	2 0	
									182 H	Dartmouth	4 1	
									188 A	Fairfield	3 0	
									216 H	Cornell	2 1	
									222 H	Quinnipiac	2 0	
									238 H	Vermont	2 1	
LAST 10 GAMES												
			216 H	Cornell	2 1	44 A	Boston U.	1 3				
			188 A	Fairfield	3 0	238 H	Vermont	2 1				
			182 H	Dartmouth	4 1	222 H	Quinnipiac	2 0				
			62 H	Harvard	1 2	92 A	St. John's (NY)	1 2				
			173 A	Princeton	2 0	86 A	Rutgers	0 1				

Non-Div. I Games:

Yale

Average RPI Win:		142	WON-LOST RECORD		WINNING PCT. RANK		LAST 10 GAMES		STRENGTH OF SCHEDULE		OPP. STRENGTH OF SCHEDULE		TEAM RPI		ADJ RPI		CONF. RPI		ADJ CONF. RPI	
DIV. I ONLY			7-6-3		.53125 137		6-2-2		117		64		108		.52739 108		7		7	
DIV. I NON-CONF.			2-4-2		.375 216		1-0-1		124		80		180		.47978 181		8		8	
TOTALS		RPI 1-25		RPI 26-50		W-L RECORDS		RPI 51-100		RPI 101-150		RPI 150+								
7-6-3		0-1-1		1-2-0		OVERALL		1-1-1		3-0-0		2-2-1								
6-1-1		0-0-0		1-0-0		HOME		1-1-1		3-0-0		1-0-0								
1-2-2		0-1-1		0-0-0		AWAY		0-0-0		0-0-0		1-1-1								
0-3-0		0-0-0		0-2-0		NEUTRAL		0-0-0		0-0-0		0-1-0								
2-4-2		0-0-0		0-2-0		NON-CONFERENCE		0-1-1		2-0-0		0-1-1								
2-1-1		0-0-0		0-0-0		HOME		0-1-1		2-0-0		0-0-0								
0-0-1		0-0-0		0-0-		AWAY		0-0-0		0-0-0		0-0-1								
0-3-0		0-0-0		0-2-0		NEUTRAL		0-0-0		0-0-0		0-1-0								
5-2-1		0-1-1		1-0-0		CONFERENCE		1-0-0		1-0-0		2-1-0								
4-0-0		0-0-0		1-0-0		HOME		1-0-0		1-0-0		1-0-0								
1-2-1		0-1-1		0-0-0		AWAY		0-0-0		0-0-0		1-1-0								
0-0-0		0-0-0		0-0-0		NEUTRAL		0-0-0		0-0-0		0-0-0								
RPI	S	Opponent		Score		RPI	S	Opponent		Score		RPI	S	Opponent		Score				
8	A	Memphis		1 2		36	N	North Carolina St.		1 4		69	H	Utah St.		1 2				
20	A	UCF		1 1		40	H	Rice		1 0		85	H	East Carolina		2 0				
						48	N	Denver		1 2		99	H	Fresno St.		1 1				

Non-Div. I Games:

Colorado Col.

Average RPI Win: 204		WON-LOST	WINNING	LAST 10	STRENGTH OF		OPP. STRENGTH	TEAM	ADJ	CONF.	ADJ CONF.
Average RPI Loss: 85		RECORD	PCT. RANK	GAMES	SCHEDULE		OF SCHEDULE	RPI	RPI	RPI	RPI
DIV. I ONLY		11-4-1	.71875	42	6-3-0		251	129	110	.52708	109
DIV. I NON-CONF.		5-3-1	.61111	106	0-2-0		269	130	168	.48735	168
TOTALS		RPI 1-25	RPI 26-50		W-L RECORDS		RPI 51-100		RPI 101-150		RPI 150+
11-4-1	0-1-0	0-0-0		OVERALL		2-2-0		2-0-1		7-1-0	
6-0-1	0-0-0	0-0-0		HOME		2-0-0		1-0-1		3-0-0	
5-2-0	0-1-0	0-0-0		AWAY		0-1-0		1-0-0		4-0-0	
0-2-0	0-0-0	0-0-0		NEUTRAL		0-1-0		0-0-0		0-1-0	
5-3-1	0-1-0	0-0-0		NON-CONFERENCE		1-1-0		1-0-1		3-1-0	
3-0-1	0-0-0	0-0-0		HOME		1-0-0		0-0-1		2-0-0	
2-1-0	0-1-0	0-0-		AWAY		0-0-0		1-0-0		1-0-0	
0-2-0	0-0-0	0-0-0		NEUTRAL		0-1-0		0-0-0		0-1-0	
6-1-0	0-0-0	0-0-0		CONFERENCE		1-1-0		1-0-0		4-0-0	
3-0-0	0-0-0	0-0-0		HOME		1-0-0		1-0-0		1-0-0	
3-1-0	0-0-0	0-0-0		AWAY		0-1-0		0-0-0		3-0-0	
0-0-0	0-0-0	0-0-0		NEUTRAL		0-0-0		0-0-0		0-0-0	
RPI S	Opponent	Score		RPI S	Opponent	Score		RPI S	Opponent	Score	
16 A	Baylor	0 2						67 A	FIU	0 1	
								70 H	Western Ky.	2 1	
								76 H	SMU	2 1	
								88 N	Cal St. Fullerton	1 4	
								126 H	Middle Tenn.	3 0	
								137 A	Houston	1 0	
								148 H	Oral Roberts	2 2	
								167 N	UC Riverside	1 2	
								192 A	Fla. Atlantic	2 0	
								230 H	Sam Houston St.	3 1	
								241 H	Troy	4 1	
								268 A	La.-Lafayette	4 0	
								274 A	La.-Monroe	1 0	
								314 A	Texas Southern	5 0	
								320 H	Grambling	11 0	
				LAST 10 GAMES							
				192 A	Fla. Atlantic	2 0		126 H	Middle Tenn.	3 0	
				67 A	FIU	0 1		70 H	Western Ky.	2 1	
				241 H	Troy	4 1		88 N	Cal St. Fullerton	1 4	
				268 A	La.-Lafayette	4 0		167 N	UC Riverside	1 2	
				274 A	La.-Monroe	1 0		16 A	Baylor	0 2	

Non-Div. I Games:

North Texas

Average RPI Win: 176		WON-LOST RECORD		WINNING PCT. RANK		LAST 10 GAMES		STRENGTH OF SCHEDULE		OPP. STRENGTH OF SCHEDULE		TEAM RPI		ADJ RPI		CONF. RPI		ADJ CONF. RPI			
DIV. I ONLY		10-5-0		.66667 63		6-3-0		204		120		105		.52694 110		27		27			
DIV. I NON-CONF.		9-5-0		.64286 86		5-3-0		176		110		106		.52955 108		28		28			
TOTALS		RPI 1-25		RPI 26-50		W-L RECORDS		RPI 51-100		RPI 101-150		RPI 150+									
10-5-0		0-0-0		0-1-0		OVERALL		2-1-0		1-1-0		7-2-0									
2-2-0		0-0-0		0-0-0		HOME		0-0-0		0-0-0		2-2-0									
6-2-0		0-0-0		0-1-0		AWAY		1-1-0		0-0-0		5-0-0									
2-1-0		0-0-0		0-0-0		NEUTRAL		1-0-0		1-1-0		0-0-0									
9-5-0		0-0-0		0-1-0		NON-CONFERENCE		2-1-0		1-1-0		6-2-0									
2-2-0		0-0-0		0-0-0		HOME		0-0-0		0-0-0		2-2-0									
5-2-0		0-0-0		0-0-		AWAY		1-1-0		0-0-0		4-0-0									
2-1-0		0-0-0		0-0-0		NEUTRAL		1-0-0		1-1-0		0-0-0									
1-0-0		0-0-0		0-0-0		CONFERENCE		0-0-0		0-0-0		1-0-0									
0-0-0		0-0-0		0-0-0		HOME		0-0-0		0-0-0		0-0-0									
1-0-0		0-0-0		0-0-0		AWAY		0-0-0		0-0-0		1-0-0									
0-0-0		0-0-0		0-0-0		NEUTRAL		0-0-0		0-0-0		0-0-0									
RPI	S	Opponent		Score		RPI	S	Opponent		Score		RPI	S	Opponent		Score					
				31	A	Washington St.		0	1	53	N	Portland		2	0	102	N	Cal Poly		1	2
										68	A	Washington		1	3	104	N	San Diego St.		3	1
										81	A	UC Davis		1	0	157	H	Gonzaga		0	2
																174	H	San Francisco		1	0
																178	A	UNLV		2	1
																197	H	Hawaii		3	0
																213	A	Idaho		1	0
																246	A	Sacramento St.		2	1
																250	A	Portland St.		2	1
																255	H	Boise St.		0	2
																267	A	CSU Bakersfield		3	1
LAST 10 GAMES																					
				267	A	CSU Bakersfield		3	1	104	N	San Diego St.		3	1						
				197	H	Hawaii		3	0	178	A	UNLV		2	1						
				255	H	Boise St.		0	2	250	A	Portland St.		2	1						
				157	H	Gonzaga		0	2	102	N	Cal Poly		1	2						
				174	H	San Francisco		1	0	68	A	Washington		1	3						

Non-Div. I Games:

Seattle




Average RPI Win: 231		WON-LOST	WINNING	LAST 10	STRENGTH OF		OPP. STRENGTH	TEAM	ADJ	CONF.	ADJ CONF.
Average RPI Loss: 118		RECORD	PCT. RANK	GAMES	SCHEDULE		OF SCHEDULE	RPI	RPI	RPI	RPI
DIV. I ONLY		7-5-2	.57143	108	4-4-2		89	257	100	.52636	111
DIV. I NON-CONF.		5-5-1	.5	151	2-4-1		74	249	117	.51646	123
TOTALS		RPI 1-25	RPI 26-50		W-L RECORDS		RPI 51-100		RPI 101-150		RPI 150+
7-5-2	0-1-0	0-1-0		OVERALL		0-1-1		1-0-0		6-2-1	
4-3-1	0-1-0	0-1-0		HOME		0-0-1		1-0-0		3-1-0	
3-2-1	0-0-0	0-0-0		AWAY		0-1-0		0-0-0		3-1-1	
0-0-0	0-0-0	0-0-0		NEUTRAL		0-0-0		0-0-0		0-0-0	
5-5-1	0-1-0	0-1-0		NON-CONFERENCE		0-1-0		1-0-0		4-2-1	
3-3-0	0-1-0	0-1-0		HOME		0-0-0		1-0-0		2-1-0	
2-2-1	0-0-0	0-0-0		AWAY		0-1-0		0-0-0		2-1-1	
0-0-0	0-0-0	0-0-0		NEUTRAL		0-0-0		0-0-0		0-0-0	
2-0-1	0-0-0	0-0-0		CONFERENCE		0-0-1		0-0-0		2-0-0	
1-0-1	0-0-0	0-0-0		HOME		0-0-1		0-0-0		1-0-0	
1-0-0	0-0-0	0-0-0		AWAY		0-0-0		0-0-0		1-0-0	
0-0-0	0-0-0	0-0-0		NEUTRAL		0-0-0		0-0-0		0-0-0	
RPI S	Opponent	Score		RPI S	Opponent	Score		RPI S	Opponent	Score	
10 H	Oklahoma St.	0	1	29 H	Kansas	1	2	71 H	Missouri St.	1	1
								81 A	UC Davis	0	2
								121 H	Wright St.	4	2
								158 A	Wyoming	0	0
								187 A	South Dakota St.	1	0
								206 A	UMKC	2	0
								225 H	Northern Colo.	1	2
								246 A	Sacramento St.	1	2
								255 H	Boise St.	2	0
								256 H	UNI	1	0
								284 A	Evansville	2	1
								311 H	South Dakota	1	0
LAST 10 GAMES											
71 H	Missouri St.	1	1	256 H	UNI	1	0				
29 H	Kansas	1	2	255 H	Boise St.	2	0				
121 H	Wright St.	4	2	225 H	Northern Colo.	1	2				
284 A	Evansville	2	1	246 A	Sacramento St.	1	2				
158 A	Wyoming	0	0	81 A	UC Davis	0	2				

Non-Div. I Games:

Creighton

Average RPI Win:		101	WON-LOST RECORD		WINNING PCT. RANK		LAST 10 GAMES		STRENGTH OF SCHEDULE		OPP. STRENGTH OF SCHEDULE		TEAM RPI		ADJ RPI		CONF. RPI		ADJ CONF. RPI				
DIV. I ONLY			4-11-0		.26667 279		2-8-0		11		25		122		.5261 112		4		4				
DIV. I NON-CONF.			3-6-0		.33333 238		1-3-0		35		25		114		.52673 112		4		4				
TOTALS		RPI 1-25		RPI 26-50		W-L RECORDS		RPI 51-100		RPI 101-150		RPI 150+											
4-11-0		0-3-0		1-2-0		OVERALL		1-5-0		1-1-0		1-0-0											
0-7-0		0-1-0		0-1-0		HOME		0-4-0		0-1-0		0-0-0											
3-3-0		0-2-0		1-0-0		AWAY		1-1-0		1-0-0		0-0-0											
1-1-0		0-0-0		0-1-0		NEUTRAL		0-0-0		0-0-0		1-0-0											
3-6-0		0-1-0		1-1-0		NON-CONFERENCE		0-4-0		1-0-0		1-0-0											
0-4-0		0-1-0		0-0-0		HOME		0-3-0		0-0-0		0-0-0											
2-1-0		0-0-0		1-0-		AWAY		0-1-0		1-0-0		0-0-0											
1-1-0		0-0-0		0-1-0		NEUTRAL		0-0-0		0-0-0		1-0-0											
1-5-0		0-2-0		0-1-0		CONFERENCE		1-1-0		0-1-0		0-0-0											
0-3-0		0-0-0		0-1-0		HOME		0-1-0		0-1-0		0-0-0											
1-2-0		0-2-0		0-0-0		AWAY		1-0-0		0-0-0		0-0-0											
0-0-0		0-0-0		0-0-0		NEUTRAL		0-0-0		0-0-0		0-0-0											
RPI	S	Opponent		Score		RPI	S	Opponent		Score		RPI	S	Opponent		Score							
2	A	Stanford		0 3		29	N	Kansas		2 3		53	A	Portland		1 2							
10	H	Oklahoma St.		0 1		30	A	Illinois		3 1		55	H	San Diego		1 3							
23	A	California		0 2		31	H	Washington St.		1 2		56	H	Long Beach St.		1 2							
						58	H	Oregon St.		0 1		124	H	Oregon		1 2							
						60	H	Texas		1 2		139	A	Purdue		2 1							
						68	A	Washington		1 0		165	N	Pacific		2 1							
						LAST 10 GAMES																	
						68	A	Washington		1 0		31	H	Washington St.		1 2							
						23	A	California		0 2		53	A	Portland		1 2							
						2	A	Stanford		0 3		60	H	Texas		1 2							
						124	H	Oregon		1 2		10	H	Oklahoma St.		0 1							
						58	H	Oregon St.		0 1		139	A	Purdue		2 1							

Non-Div. I Games:

 Tie,  Loss,  Non-Conf, S Site, H Home, A Away, N Neutral Page 113

Average RPI Win: 232		WON-LOST	WINNING	LAST 10	STRENGTH OF		OPP. STRENGTH	TEAM	ADJ		CONF.	ADJ CONF.			
Average RPI Loss: 76		RECORD	PCT. RANK	GAMES	SCHEDULE		OF SCHEDULE	RPI	RPI		RPI	RPI			
DIV. I ONLY		9-5-0	.64286	76	7-2-0		174	197	118	.52511	114	21			
DIV. I NON-CONF.		5-4-0	.55556	136	3-1-0		202	193	160	.49428	157	26			
TOTALS		RPI 1-25	RPI 26-50		W-L RECORDS		RPI 51-100		RPI 101-150		RPI 150+				
9-5-0		0-1-0	0-1-0		OVERALL		1-1-0		0-2-0		8-0-0				
7-3-0		0-0-0	0-1-0		HOME		1-1-0		0-1-0		6-0-0				
2-2-0		0-1-0	0-0-0		AWAY		0-0-0		0-1-0		2-0-0				
0-0-0		0-0-0	0-0-0		NEUTRAL		0-0-0		0-0-0		0-0-0				
5-4-0		0-1-0	0-0-0		NON-CONFERENCE		1-1-0		0-2-0		4-0-0				
5-2-0		0-0-0	0-0-0		HOME		1-1-0		0-1-0		4-0-0				
0-2-0		0-1-0	0-0-		AWAY		0-0-0		0-1-0		0-0-0				
0-0-0		0-0-0	0-0-0		NEUTRAL		0-0-0		0-0-0		0-0-0				
4-1-0		0-0-0	0-1-0		CONFERENCE		0-0-0		0-0-0		4-0-0				
2-1-0		0-0-0	0-1-0		HOME		0-0-0		0-0-0		2-0-0				
2-0-0		0-0-0	0-0-0		AWAY		0-0-0		0-0-0		2-0-0				
0-0-0		0-0-0	0-0-0		NEUTRAL		0-0-0		0-0-0		0-0-0				
RPI S	Opponent	Score		RPI S	Opponent	Score		RPI S	Opponent	Score		RPI S	Opponent	Score	
16 A	Baylor	0	2	45 H	Stephen F. Austin	0	1	82 H	Loyola Marymount	0	1	118 H	TCU	1	3
								89 H	UTEP	1	0	119 A	Navy	0	3
												152 H	UTSA	3	1
												189 H	Louisiana Tech	1	0
												230 H	Sam Houston St.	1	0
												251 H	Houston Baptist	2	1
												259 A	Northwestern St.	2	0
												280 A	Central Ark.	2	0
												320 H	Grambling	11	1
												321 H	Prairie View	6	0
				LAST 10 GAMES											
				280 A	Central Ark.	2	0	320 H	Grambling	11	1				
				259 A	Northwestern St.	2	0	251 H	Houston Baptist	2	1				
				152 H	UTSA	3	1	189 H	Louisiana Tech	1	0				
				45 H	Stephen F. Austin	0	1	16 A	Baylor	0	2				
				230 H	Sam Houston St.	1	0	89 H	UTEP	1	0				

Non-Div. I Games:

Texas St.

Average RPI Win: 139		WON-LOST	WINNING	LAST 10	STRENGTH OF		OPP. STRENGTH	TEAM	ADJ	CONF.	ADJ CONF.		
Average RPI Loss: 79		RECORD	PCT. RANK	GAMES	SCHEDULE		OF SCHEDULE	RPI	RPI	RPI	RPI		
DIV. I ONLY		8-7-2	.52941	145	4-6-0		110	94	116	.52414	115	8	8
DIV. I NON-CONF.		4-1-2	.71429	62	0-0-0		75	236	61	.57411	61	7	7
TOTALS		RPI 1-25	RPI 26-50		W-L RECORDS		RPI 51-100		RPI 101-150		RPI 150+		
8-7-2		0-0-0	1-3-0		OVERALL		1-3-0		2-0-1		4-1-1		
4-3-1		0-0-0	1-1-0		HOME		0-2-0		0-0-1		3-0-0		
3-4-1		0-0-0	0-2-0		AWAY		1-1-0		1-0-0		1-1-1		
1-0-0		0-0-0	0-0-0		NEUTRAL		0-0-0		1-0-0		0-0-0		
4-1-2		0-0-0	0-0-0		NON-CONFERENCE		1-1-0		1-0-1		2-0-1		
2-0-1		0-0-0	0-0-0		HOME		0-0-0		0-0-1		2-0-0		
1-1-1		0-0-0	0-0-		AWAY		1-1-0		0-0-0		0-0-1		
1-0-0		0-0-0	0-0-0		NEUTRAL		0-0-0		1-0-0		0-0-0		
4-6-0		0-0-0	1-3-0		CONFERENCE		0-2-0		1-0-0		2-1-0		
2-3-0		0-0-0	1-1-0		HOME		0-2-0		0-0-0		1-0-0		
2-3-0		0-0-0	0-2-0		AWAY		0-0-0		1-0-0		1-1-0		
0-0-0		0-0-0	0-0-0		NEUTRAL		0-0-0		0-0-0		0-0-0		
RPI S	Opponent	Score	RPI S	Opponent	Score	RPI S	Opponent	Score	RPI S	Opponent	Score		
			26 A	West Virginia	0 4	84 H	Syracuse	1 4	103 A	Villanova	1 0		
			37 H	Notre Dame	0 2	92 H	St. John's (NY)	1 2	105 N	Colgate	1 0		
			41 A	Louisville	0 3	94 A	Army	0 1	142 H	Lehigh	1 1		
			42 H	Georgetown	3 2	100 A	Monmouth	1 0	163 H	Fordham	3 2		
									173 H	Princeton	2 1		
									179 A	Cincinnati	0 3		
									196 H	DePaul	3 1		
									232 A	Pittsburgh	3 0		
									307 A	Iona	0 0		
LAST 10 GAMES													
			41 A	Louisville	0 3	84 H	Syracuse	1 4					
			179 A	Cincinnati	0 3	232 A	Pittsburgh	3 0					
			196 H	DePaul	3 1	26 A	West Virginia	0 4					
			37 H	Notre Dame	0 2	103 A	Villanova	1 0					
			92 H	St. John's (NY)	1 2	42 H	Georgetown	3 2					

Non-Div. I Games:

Seton Hall

Average RPI Win: 245		WON-LOST RECORD		WINNING PCT. RANK		LAST 10 GAMES		STRENGTH OF SCHEDULE		OPP. STRENGTH OF SCHEDULE		TEAM RPI		ADJ RPI		CONF. RPI		ADJ CONF. RPI							
DIV. I ONLY		10-4-1		.7 51		7-2-0		213		200		114		.52386 116		15		15							
DIV. I NON-CONF.		5-3-1		.61111 106		2-1-0		245		211		163		.48931 162		16		16							
TOTALS		RPI 1-25		RPI 26-50		W-L RECORDS		RPI 51-100		RPI 101-150		RPI 150+													
10-4-1		0-1-0		0-1-0		OVERALL		0-1-0		0-0-0		10-1-1													
5-0-0		0-0-0		0-0-0		HOME		0-0-0		0-0-0		5-0-0													
5-3-0		0-1-0		0-1-0		AWAY		0-1-0		0-0-0		5-0-0													
0-1-1		0-0-0		0-0-0		NEUTRAL		0-0-0		0-0-0		0-1-1													
5-3-1		0-0-0		0-1-0		NON-CONFERENCE		0-1-0		0-0-0		5-1-1													
2-0-0		0-0-0		0-0-0		HOME		0-0-0		0-0-0		2-0-0													
3-2-0		0-0-0		0-0-		AWAY		0-1-0		0-0-0		3-0-0													
0-1-1		0-0-0		0-0-0		NEUTRAL		0-0-0		0-0-0		0-1-1													
5-1-0		0-1-0		0-0-0		CONFERENCE		0-0-0		0-0-0		5-0-0													
3-0-0		0-0-0		0-0-0		HOME		0-0-0		0-0-0		3-0-0													
2-1-0		0-1-0		0-0-0		AWAY		0-0-0		0-0-0		2-0-0													
0-0-0		0-0-0		0-0-0		NEUTRAL		0-0-0		0-0-0		0-0-0													
RPI	S	Opponent		Score		RPI	S	Opponent		Score		RPI	S	Opponent		Score									
11	A	Milwaukee		1 2		47	A	Michigan St.		3 4		54	A	Central Mich.		0 1									
												175	H	Butler		2 1									
												178	N	UNLV		0 0									
												217	A	Eastern Ky.		1 0									
												227	H	Valparaiso		2 0									
												234	H	Oakland		3 1									
												242	A	Youngstown St.		1 0									
												244	A	Bowling Green		3 0									
												250	N	Portland St.		0 2									
												263	A	Loyola Chicago		1 0									
												269	H	Green Bay		2 0									
291	A	IUPUI		5 1																					
292	H	Eastern Mich.		4 0																					
LAST 10 GAMES																									
227	H	Valparaiso		2 0								234	H	Oakland		3 1									
263	A	Loyola Chicago		1 0								175	H	Butler		2 1									
242	A	Youngstown St.		1 0								47	A	Michigan St.		3 4									
269	H	Green Bay		2 0								217	A	Eastern Ky.		1 0									
11	A	Milwaukee		1 2								250	N	Portland St.		0 2									
Non-Div. I Games:		Madonna		6 0								Marygrove		10 0											
Detroit																									

Average RPI Win:	195	WON-LOST	WINNING	LAST 10	STRENGTH OF	OPP. STRENGTH	TEAM	ADJ	CONF.	ADJ CONF.	
Average RPI Loss:	85	RECORD	PCT. RANK	GAMES	SCHEDULE	OF SCHEDULE	RPI	RPI	RPI	RPI	
DIV. I ONLY	7-6-3	.53125	137	4-4-1	119	99	121	.52332	117	11	12
DIV. I NON-CONF.	3-3-2	.5	151	0-1-0	48	78	82	.55396	81	10	10
<hr/>											
TOTALS	RPI 1-25	RPI 26-50		W-L RECORDS		RPI 51-100		RPI 101-150		RPI 150+	
7-6-3	0-0-0	0-2-1		OVERALL		1-2-0		1-1-2		5-1-0	
6-2-1	0-0-0	0-1-1		HOME		1-1-0		0-0-0		5-0-0	
1-4-2	0-0-0	0-1-0		AWAY		0-1-0		1-1-2		0-1-0	
0-0-0	0-0-0	0-0-0		NEUTRAL		0-0-0		0-0-0		0-0-0	
<hr/>											
3-3-2	0-0-0	0-2-1		NON-CONFERENCE		1-1-0		0-0-1		2-0-0	
3-2-1	0-0-0	0-1-1		HOME		1-1-0		0-0-0		2-0-0	
0-1-1	0-0-0	0-0-		AWAY		0-0-0		0-0-1		0-0-0	
0-0-0	0-0-0	0-0-0		NEUTRAL		0-0-0		0-0-0		0-0-0	
<hr/>											
4-3-1	0-0-0	0-0-0		CONFERENCE		0-1-0		1-1-1		3-1-0	
3-0-0	0-0-0	0-0-0		HOME		0-0-0		0-0-0		3-0-0	
1-3-1	0-0-0	0-0-0		AWAY		0-1-0		1-1-1		0-1-0	
0-0-0	0-0-0	0-0-0		NEUTRAL		0-0-0		0-0-0		0-0-0	
<hr/>											
RPI S	Opponent	Score	RPI S	Opponent	Score	RPI S	Opponent	Score	RPI S	Opponent	Score
			27 H	Virginia Tech	1 3	57 H	Richmond	2 0	103 A	Villanova	1 1
			28 H	Maryland	0 0	74 H	Penn	0 1	106 A	George Mason	0 1
			42 A	Georgetown	0 2	93 A	Northeastern	2 4	113 A	Delaware	2 2
									129 A	Hofstra	4 3
									169 A	Drexel	0 1
									201 H	Georgia St.	1 0
									204 H	Towson	1 0
									232 H	Pittsburgh	6 0
									254 H	Stony Brook	1 0
									286 H	UNC Wilmington	2 0
<hr/>											
			LAST 10 GAMES								
			113 A	Delaware	2 2	204 H	Towson	1 0			
			169 A	Drexel	0 1	93 A	Northeastern	2 4			
			286 H	UNC Wilmington	2 0	129 A	Hofstra	4 3			
			201 H	Georgia St.	1 0	74 H	Penn	0 1			
			106 A	George Mason	0 1	28 H	Maryland	0 0			

Non-Div. I Games:

James Madison

TCUT
C
U

TCU

Average RPI Win: 225		WON-LOST	WINNING	LAST 10	STRENGTH OF		OPP. STRENGTH	TEAM	ADJ	CONF.	ADJ CONF.
Average RPI Loss: 187		RECORD	PCT. RANK	GAMES	SCHEDULE		OF SCHEDULE	RPI	RPI	RPI	RPI
DIV. I ONLY		11-4-0	.73333	35	8-2-0		211	277	109	.52228	120
DIV. I NON-CONF.		5-3-0	.625	94	2-1-0		199	287	151	.49544	155
TOTALS		RPI 1-25	RPI 26-50		W-L RECORDS		RPI 51-100		RPI 101-150		RPI 150+
11-4-0	0-0-0	0-0-0		OVERALL		0-1-0		3-0-0		8-3-0	
6-1-0	0-0-0	0-0-0		HOME		0-0-0		1-0-0		5-1-0	
4-3-0	0-0-0	0-0-0		AWAY		0-1-0		1-0-0		3-2-0	
1-0-0	0-0-0	0-0-0		NEUTRAL		0-0-0		1-0-0		0-0-0	
5-3-0	0-0-0	0-0-0		NON-CONFERENCE		0-0-0		2-0-0		3-3-0	
3-1-0	0-0-0	0-0-0		HOME		0-0-0		0-0-0		3-1-0	
1-2-0	0-0-0	0-0-		AWAY		0-0-0		1-0-0		0-2-0	
1-0-0	0-0-0	0-0-0		NEUTRAL		0-0-0		1-0-0		0-0-0	
6-1-0	0-0-0	0-0-0		CONFERENCE		0-1-0		1-0-0		5-0-0	
3-0-0	0-0-0	0-0-0		HOME		0-0-0		1-0-0		2-0-0	
3-1-0	0-0-0	0-0-0		AWAY		0-1-0		0-0-0		3-0-0	
0-0-0	0-0-0	0-0-0		NEUTRAL		0-0-0		0-0-0		0-0-0	
RPI S	Opponent	Score	RPI S	Opponent	Score	RPI S	Opponent	Score	RPI S	Opponent	Score
						61 A	Fla. Gulf Coast	0 3	121 N	Wright St.	2 1
									132 H	Jacksonville	3 0
									135 A	Radford	1 0
									193 A	Winthrop	1 2
									200 H	North Florida	2 1
									208 H	Longwood	2 1
									211 A	Wofford	1 2
									218 A	Belmont	2 1
									239 A	Stetson	6 3
									281 H	Tennessee Tech	1 2
									294 A	Lipscomb	2 1
									296 H	UNC Asheville	3 0
									315 H	S.C. Upstate	4 0
									316 H	Alabama A&M	10 0
LAST 10 GAMES											
						61 A	Fla. Gulf Coast	0 3	294 A	Lipscomb	2 1
						239 A	Stetson	6 3	296 H	UNC Asheville	3 0
						132 H	Jacksonville	3 0	315 H	S.C. Upstate	4 0
						200 H	North Florida	2 1	193 A	Winthrop	1 2
						218 A	Belmont	2 1	121 N	Wright St.	2 1

Non-Div. I Games:

East Tenn. St.

Average RPI Win:	200	WON-LOST RECORD	WINNING PCT. RANK	LAST 10 GAMES	STRENGTH OF SCHEDULE	OPP. STRENGTH OF SCHEDULE	TEAM RPI	ADJ RPI	CONF. RPI	ADJ CONF. RPI			
DIV. I ONLY		7-6-2	.53333	130	4-5-1	111	127	120	.52152	121	15	15	
DIV. I NON-CONF.		5-4-1	.55	144	2-3-0	79	106	91	.5463	90	16	16	
<hr/>													
TOTALS	RPI 1-25		RPI 26-50		W-L RECORDS		RPI 51-100		RPI 101-150		RPI 150+		
7-6-2	0-2-0		0-0-0		OVERALL		1-1-0		0-2-1		6-1-1		
4-1-1	0-1-0		0-0-0		HOME		1-0-0		0-0-0		3-0-1		
2-4-0	0-1-0		0-0-0		AWAY		0-1-0		0-1-0		2-1-0		
1-1-1	0-0-0		0-0-0		NEUTRAL		0-0-0		0-1-1		1-0-0		
5-4-1	0-1-0		0-0-0		NON-CONFERENCE		1-1-0		0-2-1		4-0-0		
3-0-0	0-0-0		0-0-0		HOME		1-0-0		0-0-0		2-0-0		
1-3-0	0-1-0		0-0-		AWAY		0-1-0		0-1-0		1-0-0		
1-1-1	0-0-0		0-0-0		NEUTRAL		0-0-0		0-1-1		1-0-0		
2-2-1	0-1-0		0-0-0		CONFERENCE		0-0-0		0-0-0		2-1-1		
1-1-1	0-1-0		0-0-0		HOME		0-0-0		0-0-0		1-0-1		
1-1-0	0-0-0		0-0-0		AWAY		0-0-0		0-0-0		1-1-0		
0-0-0	0-0-0		0-0-0		NEUTRAL		0-0-0		0-0-0		0-0-0		
RPI	S	Opponent	Score	RPI	S	Opponent	Score	RPI	S	Opponent	Score		
11	H	Milwaukee	1 3					52	A	Ohio St.	1 2		
22	A	Auburn	0 1					73	H	Western Mich.	3 2		
										111	A	Creighton	2 4
										120	N	East Tenn. St.	1 2
										130	N	Ole Miss	0 0
										162	N	UT Martin	3 2
										175	A	Butler	0 1
										203	A	Ohio	1 0
										215	H	Canisius	8 1
										217	H	Eastern Ky.	1 0
										242	H	Youngstown St.	1 1
										263	H	Loyola Chicago	2 1
										269	A	Green Bay	1 0

Non-Div. I Games:

Wright St.

Average RPI Win:		253	WON-LOST RECORD		WINNING PCT. RANK		LAST 10 GAMES		STRENGTH OF SCHEDULE		OPP. STRENGTH OF SCHEDULE		TEAM RPI		ADJ RPI		CONF. RPI		ADJ CONF. RPI						
DIV. I ONLY			13-2-1		.84375	12	8-0-1		309		216		119		.52024		122	28		28					
DIV. I NON-CONF.			7-2-1		.75	40	2-0-1		266		233		128		.51274		130	27		27					
TOTALS		RPI 1-25		RPI 26-50				W-L RECORDS				RPI 51-100				RPI 101-150				RPI 150+					
13-2-1		0-1-0		0-0-0				OVERALL				0-0-0				1-0-0				12-1-1					
7-0-1		0-0-0		0-0-0				HOME				0-0-0				1-0-0				6-0-1					
6-0-0		0-0-0		0-0-0				AWAY				0-0-0				0-0-0				6-0-0					
0-2-0		0-1-0		0-0-0				NEUTRAL				0-0-0				0-0-0				0-1-0					
7-2-1		0-1-0		0-0-0				NON-CONFERENCE				0-0-0				0-0-0				7-1-1					
3-0-1		0-0-0		0-0-0				HOME				0-0-0				0-0-0				3-0-1					
4-0-0		0-0-0		0-0-				AWAY				0-0-0				0-0-0				4-0-0					
0-2-0		0-1-0		0-0-0				NEUTRAL				0-0-0				0-0-0				0-1-0					
6-0-0		0-0-0		0-0-0				CONFERENCE				0-0-0				1-0-0				5-0-0					
4-0-0		0-0-0		0-0-0				HOME				0-0-0				1-0-0				3-0-0					
2-0-0		0-0-0		0-0-0				AWAY				0-0-0				0-0-0				2-0-0					
0-0-0		0-0-0		0-0-0				NEUTRAL				0-0-0				0-0-0				0-0-0					
RPI	S	Opponent		Score		RPI	S	Opponent		Score		RPI	S	Opponent		Score		RPI	S	Opponent		Score			
23	N	California		0 7										148		H	Oral Roberts	1		0					
														197		A	Hawaii	3		2					
														213		N	Idaho	2		3					
														234		H	Oakland	1		0					
														236		A	Western Ill.	4		0					
														253		H	Drake	1		0					
														256		A	UNI	1		0					
														266		A	Montana	4		0					
														266		H	Montana	3		0					
														269		A	Green Bay	1		0					
														278		H	IPFW	3		0					
														287		H	North Dakota	2		2					
														288		H	Neb. Omaha	3		1					
														291		A	IUPUI	2		0					
														301		H	Southern Utah	3		1					
						LAST 10 GAMES																			
								234		H	Oakland	1		0				301		H	Southern Utah	3		1	
								278		H	IPFW	3		0				287		H	North Dakota	2		2	
								236		A	Western Ill.	4		0				253		H	Drake	1		0	
								291		A	IUPUI	2		0				288		H	Neb. Omaha	3		1	
								148		H	Oral Roberts	1		0				266		H	Montana	3		0	

Average RPI Win: 232		WON-LOST RECORD		WINNING PCT. RANK		LAST 10 GAMES		STRENGTH OF SCHEDULE		OPP. STRENGTH OF SCHEDULE		TEAM RPI		ADJ RPI		CONF. RPI		ADJ CONF. RPI	
DIV. I ONLY		9-3-1		.73077 40		6-3-1		252		235		123		.51959 123		17		17	
DIV. I NON-CONF.		5-3-1		.61111 106		2-3-1		242		255		175		.48614 170		17		17	
TOTALS		RPI 1-25		RPI 26-50		W-L RECORDS		RPI 51-100		RPI 101-150		RPI 150+							
9-3-1		0-0-0		0-0-0		OVERALL		1-1-0		2-1-0		6-1-1							
6-0-0		0-0-0		0-0-0		HOME		1-0-0		1-0-0		4-0-0							
3-2-1		0-0-0		0-0-0		AWAY		0-0-0		1-1-0		2-1-1							
0-1-0		0-0-0		0-0-0		NEUTRAL		0-1-0		0-0-0		0-0-0							
5-3-1		0-0-0		0-0-0		NON-CONFERENCE		1-1-0		0-1-0		4-1-1							
3-0-0		0-0-0		0-0-0		HOME		1-0-0		0-0-0		2-0-0							
2-2-1		0-0-0		0-0-		AWAY		0-0-0		0-1-0		2-1-1							
0-1-0		0-0-0		0-0-0		NEUTRAL		0-1-0		0-0-0		0-0-0							
4-0-0		0-0-0		0-0-0		CONFERENCE		0-0-0		2-0-0		2-0-0							
3-0-0		0-0-0		0-0-0		HOME		0-0-0		1-0-0		2-0-0							
1-0-0		0-0-0		0-0-0		AWAY		0-0-0		1-0-0		0-0-0							
0-0-0		0-0-0		0-0-0		NEUTRAL		0-0-0		0-0-0		0-0-0							
RPI S	Opponent	Score		RPI S	Opponent	Score		RPI S	Opponent	Score		RPI S	Opponent	Score					
								90 N	Hartford	0	1	119 H	Navy	1	0				
								100 H	Monmouth	1	0	131 A	Marist	0	1				
												142 A	Lehigh	2	1				
												173 A	Princeton	2	2				
												202 A	Wagner	0	1				
												252 H	American	2	1				
												276 H	Holy Cross	1	0				
												289 H	Manhattan	1	0				
												293 H	Howard	1	0				
												306 A	NJIT	1	0				
												308 A	Saint Peter's	1	0				
LAST 10 GAMES																			
						276 H	Holy Cross	1	0	173 A	Princeton	2	2						
						252 H	American	2	1	131 A	Marist	0	1						
						119 H	Navy	1	0	90 N	Hartford	0	1						
						142 A	Lehigh	2	1	306 A	NJIT	1	0						
						289 H	Manhattan	1	0	202 A	Wagner	0	1						

Non-Div. I Games:

Lafayette

[illegible]

Non-Div. I Games:

Oregon

Average RPI Win: 171		WON-LOST	WINNING	LAST 10	STRENGTH OF	OPP. STRENGTH	TEAM	ADJ	CONF.	ADJ CONF.		
Average RPI Loss: 98		RECORD	PCT. RANK	GAMES	SCHEDULE	OF SCHEDULE	RPI	RPI	RPI	RPI		
DIV. I ONLY		8-6-1	.56667	111	6-3-0	166	92	126	.51742	125	4	4
DIV. I NON-CONF.		4-4-1	.5	151	2-1-0	179	171	166	.48776	166	4	4

TOTALS		RPI 1-25		RPI 26-50		W-L RECORDS		RPI 51-100		RPI 101-150		RPI 150+
8-6-1		0-0-0		0-2-0		OVERALL		2-3-1		1-0-0		5-1-0
6-1-0		0-0-0		0-0-0		HOME		2-0-0		0-0-0		4-1-0
1-5-1		0-0-0		0-2-0		AWAY		0-3-1		1-0-0		0-0-0
1-0-0		0-0-0		0-0-0		NEUTRAL		0-0-0		0-0-0		1-0-0
4-4-1		0-0-0		0-1-0		NON-CONFERENCE		0-2-1		0-0-0		4-1-0
3-1-0		0-0-0		0-0-0		HOME		0-0-0		0-0-0		3-1-0
0-3-1		0-0-0		0-0-		AWAY		0-2-1		0-0-0		0-0-0
1-0-0		0-0-0		0-0-0		NEUTRAL		0-0-0		0-0-0		1-0-0
4-2-0		0-0-0		0-1-0		CONFERENCE		2-1-0		1-0-0		1-0-0
3-0-0		0-0-0		0-0-0		HOME		2-0-0		0-0-0		1-0-0
1-2-0		0-0-0		0-1-0		AWAY		0-1-0		1-0-0		0-0-0
0-0-0		0-0-0		0-0-0		NEUTRAL		0-0-0		0-0-0		0-0-0
RPI S	Opponent	Score	RPI S	Opponent	Score	RPI S	Opponent	Score	RPI S	Opponent	Score	
			31 A	Washington St.	0 2	58 H	Oregon St.	1 0	124 A	Oregon	2 0	
			46 A	BYU	0 4	68 A	Washington	0 4	167 N	UC Riverside	2 1	
						69 A	Utah St.	0 1	183 H	Utah Valley	3 0	
						88 A	Cal St. Fullerton	0 0	195 H	Arizona	3 1	
						96 A	St. Mary's (CA)	1 2	235 H	Weber St.	1 0	
						98 H	Arizona St.	2 1	277 H	Nevada	0 1	
									305 H	Idaho St.	3 1	

LAST 10 GAMES												
			58 H	Oregon St.	1 0	124 A	Oregon	2 0				
			68 A	Washington	0 4	305 H	Idaho St.	3 1				
			31 A	Washington St.	0 2	235 H	Weber St.	1 0				
			195 H	Arizona	3 1	96 A	St. Mary's (CA)	1 2				
			98 H	Arizona St.	2 1	167 N	UC Riverside	2 1				

Non-Div. I Games:

Utah

Average RPI Win: 230		WON-LOST RECORD		WINNING PCT. RANK		LAST 10 GAMES		STRENGTH OF SCHEDULE		OPP. STRENGTH OF SCHEDULE		TEAM RPI		ADJ RPI		CONF. RPI		ADJ CONF. RPI	
DIV. I ONLY		9-7-0		.5625 118		8-2-0		167		109		128		.51549 126		13		13	
DIV. I NON-CONF.		3-5-0		.375 216		2-0-0		164		104		205		.46715 200		14		14	
TOTALS		RPI 1-25		RPI 26-50		W-L RECORDS		RPI 51-100		RPI 101-150		RPI 150+							
9-7-0		0-2-0		0-3-0		OVERALL		1-0-0		1-1-0		7-1-0							
7-2-0		0-0-0		0-1-0		HOME		1-0-0		1-0-0		5-1-0							
2-5-0		0-2-0		0-2-0		AWAY		0-0-0		0-1-0		2-0-0							
0-0-0		0-0-0		0-0-0		NEUTRAL		0-0-0		0-0-0		0-0-0							
3-5-0		0-2-0		0-2-0		NON-CONFERENCE		0-0-0		0-0-0		3-1-0							
3-2-0		0-0-0		0-1-0		HOME		0-0-0		0-0-0		3-1-0							
0-3-0		0-2-0		0-0-		AWAY		0-0-0		0-0-0		0-0-0							
0-0-0		0-0-0		0-0-0		NEUTRAL		0-0-0		0-0-0		0-0-0							
6-2-0		0-0-0		0-1-0		CONFERENCE		1-0-0		1-1-0		4-0-0							
4-0-0		0-0-0		0-0-0		HOME		1-0-0		1-0-0		2-0-0							
2-2-0		0-0-0		0-1-0		AWAY		0-0-0		0-1-0		2-0-0							
0-0-0		0-0-0		0-0-0		NEUTRAL		0-0-0		0-0-0		0-0-0							
RPI S	Opponent	Score		RPI S	Opponent	Score		RPI S	Opponent	Score		RPI S	Opponent	Score					
22 A	Auburn	1	4	34 H	Dayton	2	7	67 H	FIU	2	0	109 A	North Texas	0	3				
25 A	Tennessee	0	2	43 A	Vanderbilt	0	1					147 H	UALR	1	0				
				48 A	Denver	2	4					162 H	UT Martin	0	1				
												192 H	Fla. Atlantic	2	1				
												223 H	Arkansas St.	3	0				
												268 A	La.-Lafayette	2	0				
												274 A	La.-Monroe	3	1				
												281 H	Tennessee Tech	2	0				
												304 H	Jacksonville St.	1	0				
												316 H	Alabama A&M	5	0				
				LAST 10 GAMES															
				274 A	La.-Monroe	3	1	223 H	Arkansas St.	3	0								
				268 A	La.-Lafayette	2	0	109 A	North Texas	0	3								
				67 H	FIU	2	0	48 A	Denver	2	4								
				192 H	Fla. Atlantic	2	1	281 H	Tennessee Tech	2	0								
				147 H	UALR	1	0	316 H	Alabama A&M	5	0								

Non-Div. I Games:

Middle Tenn.

Average RPI Win:	220	WON-LOST	WINNING	LAST 10	STRENGTH OF	OPP. STRENGTH	TEAM	ADJ	CONF.	ADJ CONF.	
Average RPI Loss:	121	RECORD	PCT. RANK	GAMES	SCHEDULE	OF SCHEDULE	RPI	RPI	RPI	RPI	
DIV. I ONLY	9-5-1	.63333	79	6-2-1	190	190	124	.51548	127	19	19
DIV. I NON-CONF.	4-5-0	.44444	192	1-2-0	239	190	219	.45267	218	20	20
<hr/>											
TOTALS	RPI 1-25	RPI 26-50		W-L RECORDS	RPI 51-100		RPI 101-150		RPI 150+		
9-5-1	0-0-0	0-1-0		OVERALL	1-1-0		1-1-0		7-2-1		
5-1-0	0-0-0	0-0-0		HOME	1-0-0		1-0-0		3-1-0		
4-4-1	0-0-0	0-1-0		AWAY	0-1-0		0-1-0		4-1-1		
0-0-0	0-0-0	0-0-0		NEUTRAL	0-0-0		0-0-0		0-0-0		
<hr/>											
4-5-0	0-0-0	0-1-0		NON-CONFERENCE	0-1-0		0-1-0		4-2-0		
2-1-0	0-0-0	0-0-0		HOME	0-0-0		0-0-0		2-1-0		
2-4-0	0-0-0	0-0-		AWAY	0-1-0		0-1-0		2-1-0		
0-0-0	0-0-0	0-0-0		NEUTRAL	0-0-0		0-0-0		0-0-0		
<hr/>											
5-0-1	0-0-0	0-0-0		CONFERENCE	1-0-0		1-0-0		3-0-1		
3-0-0	0-0-0	0-0-0		HOME	1-0-0		1-0-0		1-0-0		
2-0-1	0-0-0	0-0-0		AWAY	0-0-0		0-0-0		2-0-1		
0-0-0	0-0-0	0-0-0		NEUTRAL	0-0-0		0-0-0		0-0-0		
<hr/>											
RPI S	Opponent	Score	RPI S	Opponent	Score	RPI S	Opponent	Score	RPI S	Opponent	Score
			42 A	Georgetown	0 1	74 A	Penn	0 3	106 A	George Mason	1 3
						100 H	Monmouth	2 1	136 H	Sacred Heart	2 0
									176 A	Central Conn. St.	1 1
									180 H	Marshall	2 3
									205 A	Duquesne	0 1
									215 H	Canisius	3 2
									221 H	Robert Morris	1 0
									222 A	Quinnipiac	3 0
									248 H	Niagara	2 0
									258 A	Bucknell	2 1
									275 A	Mt. St. Mary's	2 0
									308 A	Saint Peter's	2 0
<hr/>											
LAST 10 GAMES											
			275 A	Mt. St. Mary's	2 0	136 H	Sacred Heart	2 0			
			100 H	Monmouth	2 1	221 H	Robert Morris	1 0			
			222 A	Quinnipiac	3 0	258 A	Bucknell	2 1			
			176 A	Central Conn. St.	1 1	106 A	George Mason	1 3			
			74 A	Penn	0 3	42 A	Georgetown	0 1			

Non-Div. I Games:

Saint Francis (PA)

Average RPI Win: 238		WON-LOST RECORD		WINNING PCT. RANK		LAST 10 GAMES		STRENGTH OF SCHEDULE		OPP. STRENGTH OF SCHEDULE		TEAM RPI		ADJ RPI		CONF. RPI		ADJ CONF. RPI	
DIV. I ONLY		5-10-0		.33333 250		0-9-0		38		44		127		.51426 128		1		1	
DIV. I NON-CONF.		5-2-0		.71429 62		0-1-0		215		256		113		.52265 115		1		1	
TOTALS		RPI 1-25		RPI 26-50		W-L RECORDS		RPI 51-100		RPI 101-150		RPI 150+							
5-10-0		0-6-0		0-3-0		OVERALL		1-0-0		0-0-0		4-1-0							
3-6-0		0-3-0		0-2-0		HOME		1-0-0		0-0-0		2-1-0							
2-4-0		0-3-0		0-1-0		AWAY		0-0-0		0-0-0		2-0-0							
0-0-0		0-0-0		0-0-0		NEUTRAL		0-0-0		0-0-0		0-0-0							
5-2-0		0-0-0		0-1-0		NON-CONFERENCE		1-0-0		0-0-0		4-1-0							
3-2-0		0-0-0		0-1-0		HOME		1-0-0		0-0-0		2-1-0							
2-0-0		0-0-0		0-0-		AWAY		0-0-0		0-0-0		2-0-0							
0-0-0		0-0-0		0-0-0		NEUTRAL		0-0-0		0-0-0		0-0-0							
0-8-0		0-6-0		0-2-0		CONFERENCE		0-0-0		0-0-0		0-0-0							
0-4-0		0-3-0		0-1-0		HOME		0-0-0		0-0-0		0-0-0							
0-4-0		0-3-0		0-1-0		AWAY		0-0-0		0-0-0		0-0-0							
0-0-0		0-0-0		0-0-0		NEUTRAL		0-0-0		0-0-0		0-0-0							
RPI	S	Opponent		Score		RPI	S	Opponent		Score		RPI	S	Opponent		Score			
4	H	Duke		0 2		27	A	Virginia Tech		0 3		93	H	Northeastern		2 1			
6	A	North Carolina		0 2		28	H	Maryland		1 2				171 H Furman		2 3			
7	A	Virginia		0 3		39	H	South Carolina		0 2				209 A Appalachian St.		1 0			
12	A	Miami (FL)		2 3										285 H Citadel		1 0			
14	H	Florida St.		2 6										302 A Presbyterian		8 0			
18	H	Boston College		0 4										303 H South Carolina St.		7 1			
LAST 10 GAMES																			
7	A	Virginia		0 3		4	H	Duke		0 2									
27	A	Virginia Tech		0 3		14	H	Florida St.		2 6									
6	A	North Carolina		0 2		12	A	Miami (FL)		2 3									
18	H	Boston College		0 4		171	H	Furman		2 3									
28	H	Maryland		1 2		39	H	South Carolina		0 2									

Non-Div. I Games:

Clemson

H
o
f
f
s
t
r
aH
o
f
f
s
t
r
a

Hofstra

Average RPI Win: 197		WON-LOST	WINNING	LAST 10	STRENGTH OF		OPP. STRENGTH	TEAM	ADJ	CONF.	ADJ CONF.
Average RPI Loss: 48		RECORD	PCT. RANK	GAMES	SCHEDULE		OF SCHEDULE	RPI	RPI	RPI	RPI
DIV. I ONLY		5-10-1	.34375	246	2-8-0		43	68	130	.51245	130
DIV. I NON-CONF.		4-3-1	.5625	131	1-1-0		94	152	97	.53914	97
TOTALS		RPI 1-25	RPI 26-50		W-L RECORDS		RPI 51-100		RPI 101-150		RPI 150+
5-10-1		0-5-0	1-3-0		OVERALL		1-0-0		0-1-1		3-1-0
4-3-0		0-2-0	0-1-0		HOME		1-0-0		0-0-0		3-0-0
1-6-0		0-2-0	1-2-0		AWAY		0-0-0		0-1-0		0-1-0
0-1-1		0-1-0	0-0-0		NEUTRAL		0-0-0		0-0-1		0-0-0
4-3-1		0-2-0	1-0-0		NON-CONFERENCE		0-0-0		0-0-1		3-1-0
3-0-0		0-0-0	0-0-0		HOME		0-0-0		0-0-0		3-0-0
1-2-0		0-1-0	1-0-		AWAY		0-0-0		0-0-0		0-1-0
0-1-1		0-1-0	0-0-0		NEUTRAL		0-0-0		0-0-1		0-0-0
1-7-0		0-3-0	0-3-0		CONFERENCE		1-0-0		0-1-0		0-0-0
1-3-0		0-2-0	0-1-0		HOME		1-0-0		0-0-0		0-0-0
0-4-0		0-1-0	0-2-0		AWAY		0-0-0		0-1-0		0-0-0
0-0-0		0-0-0	0-0-0		NEUTRAL		0-0-0		0-0-0		0-0-0
RPI S	Opponent	Score		RPI S	Opponent	Score		RPI S	Opponent	Score	
4 N	Duke	0	1	32 A	Georgia	0	3	78 H	Alabama	3	0
5 H	Florida	0	2	33 A	LSU	2	3	121 N	Wright St.	0	0
8 A	Memphis	0	3	39 H	South Carolina	0	3	149 A	Arkansas	1	2
22 H	Auburn	2	3	50 A	Texas Tech	1	0	164 A	UAB	2	4
25 A	Tennessee	3	4					271 H	Southern Miss.	2	0
								285 H	Citadel	6	1
								299 H	Jackson St.	8	0
LAST 10 GAMES											
39 H	South Carolina	0	3	22 H	Auburn	2	3				
5 H	Florida	0	2	33 A	LSU	2	3				
32 A	Georgia	0	3	149 A	Arkansas	1	2				
25 A	Tennessee	3	4	164 A	UAB	2	4				
78 H	Alabama	3	0	285 H	Citadel	6	1				

Non-Div. I Games:

Ole Miss

Average RPI Win: 215		WON-LOST RECORD	WINNING PCT. RANK	LAST 10 GAMES	STRENGTH OF SCHEDULE	OPP. STRENGTH OF SCHEDULE	TEAM RPI	ADJ RPI	CONF. RPI	ADJ CONF. RPI		
Average RPI Loss: 149												
DIV. I ONLY		10-5-0	.66667 63	7-2-0	227	202	129	.51129 131	26	26		
DIV. I NON-CONF.		5-4-0	.55556 136	2-1-0	122	186	121	.51649 122	25	25		
<hr/>												
TOTALS		RPI 1-25		RPI 26-50		W-L RECORDS		RPI 51-100		RPI 101-150		RPI 150+
10-5-0		0-0-0		0-0-0		OVERALL		0-1-0		3-1-0		7-3-0
5-0-0		0-0-0		0-0-0		HOME		0-0-0		2-0-0		3-0-0
4-5-0		0-0-0		0-0-0		AWAY		0-1-0		1-1-0		3-3-0
1-0-0		0-0-0		0-0-0		NEUTRAL		0-0-0		0-0-0		1-0-0
5-4-0		0-0-0		0-0-0		NON-CONFERENCE		0-1-0		2-1-0		3-2-0
3-0-0		0-0-0		0-0-0		HOME		0-0-0		2-0-0		1-0-0
1-4-0		0-0-0		0-0-		AWAY		0-1-0		0-1-0		1-2-0
1-0-0		0-0-0		0-0-0		NEUTRAL		0-0-0		0-0-0		1-0-0
5-1-0		0-0-0		0-0-0		CONFERENCE		0-0-0		1-0-0		4-1-0
2-0-0		0-0-0		0-0-0		HOME		0-0-0		0-0-0		2-0-0
3-1-0		0-0-0		0-0-0		AWAY		0-0-0		1-0-0		2-1-0
0-0-0		0-0-0		0-0-0		NEUTRAL		0-0-0		0-0-0		0-0-0
RPI S	Opponent	Score	RPI S	Opponent	Score	RPI S	Opponent	Score	RPI S	Opponent	Score	
						94 A	Army	0 1	107 A	Yale	0 2	
									123 H	Lafayette	1 0	
									141 A	Loyola Maryland	1 0	
									142 H	Lehigh	2 1	
									159 A	Providence	0 2	
									176 N	Central Conn. St.	2 1	
									181 A	Rider	1 5	
									188 A	Fairfield	1 0	
									202 A	Wagner	0 1	
									216 H	Cornell	2 0	
									258 A	Bucknell	2 1	
									289 H	Manhattan	4 1	
									307 A	Iona	4 1	
									308 H	Saint Peter's	4 0	
LAST 10 GAMES												
			141 A	Loyola Maryland	1 0	307 A	Iona	4 1				
			181 A	Rider	1 5	94 A	Army	0 1				
			289 H	Manhattan	4 1	258 A	Bucknell	2 1				
			308 H	Saint Peter's	4 0	123 H	Lafayette	1 0				
			188 A	Fairfield	1 0	216 H	Cornell	2 0				

Non-Div. I Games:

Marist

Average RPI Win:	235	WON-LOST	WINNING	LAST 10	STRENGTH OF	OPP. STRENGTH	TEAM	ADJ	CONF.	ADJ CONF.			
Average RPI Loss:	111	RECORD	PCT. RANK	GAMES	SCHEDULE	OF SCHEDULE	RPI	RPI	RPI	RPI			
DIV. I ONLY	10-5-2	.64706	71	6-3-1	220	185	132	.51001	132	22	22		
DIV. I NON-CONF.	4-4-1	.5	151	0-2-0	234	124	186	.4735	189	22	21		
<hr/>													
TOTALS	RPI 1-25	RPI 26-50		W-L RECORDS		RPI 51-100		RPI 101-150		RPI 150+			
10-5-2	0-1-0	0-0-0		OVERALL		0-0-1		0-3-0		10-1-1			
6-0-0	0-0-0	0-0-0		HOME		0-0-0		0-0-0		6-0-0			
2-4-2	0-1-0	0-0-0		AWAY		0-0-1		0-2-0		2-1-1			
2-1-0	0-0-0	0-0-0		NEUTRAL		0-0-0		0-1-0		2-0-0			
<hr/>													
4-4-1	0-1-0	0-0-0		NON-CONFERENCE		0-0-0		0-2-0		4-1-1			
2-0-0	0-0-0	0-0-0		HOME		0-0-0		0-0-0		2-0-0			
0-3-1	0-1-0	0-0-		AWAY		0-0-0		0-1-0		0-1-1			
2-1-0	0-0-0	0-0-0		NEUTRAL		0-0-0		0-1-0		2-0-0			
<hr/>													
6-1-1	0-0-0	0-0-0		CONFERENCE		0-0-1		0-1-0		6-0-0			
4-0-0	0-0-0	0-0-0		HOME		0-0-0		0-0-0		4-0-0			
2-1-1	0-0-0	0-0-0		AWAY		0-0-1		0-1-0		2-0-0			
0-0-0	0-0-0	0-0-0		NEUTRAL		0-0-0		0-0-0		0-0-0			
<hr/>													
RPI S	Opponent	Score		RPI S	Opponent	Score		RPI S	Opponent	Score			
20 A	UCF	1	2			61 A	Fla. Gulf Coast	0	0	108 A	Colorado Col.	0	1
										120 A	East Tenn. St.	0	3
										138 N	Charlotte	1	2
										168 A	South Fla.	1	2
										171 H	Furman	1	0
										192 N	Fla. Atlantic	2	0
										198 H	Mercer	1	0
										201 H	Georgia St.	2	1
										218 H	Belmont	3	1
										225 A	Northern Colo.	0	0
										226 H	Kennesaw St.	1	0
										239 A	Stetson	3	1
										294 H	Lipscomb	2	0
										300 N	Coastal Caro.	2	1
										315 A	S.C. Upstate	4	1
<hr/>													
LAST 10 GAMES				LAST 10 GAMES									
218 H Belmont				3	1	226 H Kennesaw St.				1	0		
294 H Lipscomb				2	0	61 A Fla. Gulf Coast				0	0		
120 A East Tenn. St.				0	3	239 A Stetson				3	1		
315 A S.C. Upstate				4	1	20 A UCF				1	2		
198 H Mercer				1	0	168 A South Fla.				1	2		

Non-Div. I Games:

Jacksonville

Average RPI Win:	209	WON-LOST	WINNING	LAST 10	STRENGTH OF	OPP. STRENGTH	TEAM	ADJ	CONF.	ADJ CONF.					
Average RPI Loss:	196	RECORD	PCT. RANK	GAMES	SCHEDULE	OF SCHEDULE	RPI	RPI	RPI	RPI					
DIV. I ONLY	9-4-3	.65625	66	4-3-3	217	210	131	.50783	133	14	14				
DIV. I NON-CONF.	7-1-0	.875	15	2-0-0	232	261	74	.5564	76	15	15				
<hr/>															
TOTALS	RPI 1-25	RPI 26-50		W-L RECORDS		RPI 51-100		RPI 101-150		RPI 150+					
9-4-3	0-0-0	0-0-0		OVERALL		1-1-1		1-0-1		7-3-1					
5-3-0	0-0-0	0-0-0		HOME		1-0-0		0-0-0		4-3-0					
3-1-3	0-0-0	0-0-0		AWAY		0-1-1		1-0-1		2-0-1					
1-0-0	0-0-0	0-0-0		NEUTRAL		0-0-0		0-0-0		1-0-0					
<hr/>															
7-1-0	0-0-0	0-0-0		NON-CONFERENCE		0-0-0		1-0-0		6-1-0					
3-1-0	0-0-0	0-0-0		HOME		0-0-0		0-0-0		3-1-0					
3-0-0	0-0-0	0-0-		AWAY		0-0-0		1-0-0		2-0-0					
1-0-0	0-0-0	0-0-0		NEUTRAL		0-0-0		0-0-0		1-0-0					
<hr/>															
2-3-3	0-0-0	0-0-0		CONFERENCE		1-1-1		0-0-1		1-2-1					
2-2-0	0-0-0	0-0-0		HOME		1-0-0		0-0-0		1-2-0					
0-1-3	0-0-0	0-0-0		AWAY		0-1-1		0-0-1		0-0-1					
0-0-0	0-0-0	0-0-0		NEUTRAL		0-0-0		0-0-0		0-0-0					
<hr/>															
RPI	S	Opponent	Score	RPI	S	Opponent	Score	RPI	S	Opponent	Score				
				54 A Central Mich.				0	0	105 A Colgate		2	0		
				73 H Western Mich.				3	2	140 A Ball St.				0	0
				95 A Toledo				0	2	161 H St. Bonaventure				2	3
										184 H Miami (OH)				1	0
										215 N Canisius				1	0
										244 H Bowling Green				1	2
										247 H Temple				3	0
										248 A Niagara				2	0
										258 H Bucknell				1	0
										270 A Binghamton				1	0
										278 H IPFW				1	0
										282 H Northern Ill.				0	1
										292 A Eastern Mich.				2	2
<hr/>															
				LAST 10 GAMES											
95 A Toledo				0	2	54 A Central Mich.				0	0				
140 A Ball St.				0	0	184 H Miami (OH)				1	0				
73 H Western Mich.				3	2	244 H Bowling Green				1	2				
282 H Northern Ill.				0	1	215 N Canisius				1	0				
292 A Eastern Mich.				2	2	248 A Niagara				2	0				

Non-Div. I Games:

Buffalo

Average RPI Win: 227		WON-LOST RECORD		WINNING PCT. RANK		LAST 10 GAMES		STRENGTH OF SCHEDULE		OPP. STRENGTH OF SCHEDULE		TEAM RPI		ADJ RPI		CONF. RPI		ADJ CONF. RPI	
DIV. I ONLY		10-6-0		.625 84		5-4-0		231		139		134		.5072 134		14		14	
DIV. I NON-CONF.		6-2-0		.75 40		1-0-0		243		115		100		.53376 104		15		15	
TOTALS		RPI 1-25		RPI 26-50		W-L RECORDS		RPI 51-100		RPI 101-150		RPI 150+							
10-6-0		0-1-0		0-0-0		OVERALL		0-3-0		1-0-0		9-2-0							
6-2-0		0-0-0		0-0-0		HOME		0-1-0		0-0-0		6-1-0							
4-3-0		0-1-0		0-0-0		AWAY		0-2-0		1-0-0		3-0-0							
0-1-0		0-0-0		0-0-0		NEUTRAL		0-0-0		0-0-0		0-1-0							
6-2-0		0-1-0		0-0-0		NON-CONFERENCE		0-0-0		0-0-0		6-1-0							
4-0-0		0-0-0		0-0-0		HOME		0-0-0		0-0-0		4-0-0							
2-1-0		0-1-0		0-0-		AWAY		0-0-0		0-0-0		2-0-0							
0-1-0		0-0-0		0-0-0		NEUTRAL		0-0-0		0-0-0		0-1-0							
4-4-0		0-0-0		0-0-0		CONFERENCE		0-3-0		1-0-0		3-1-0							
2-2-0		0-0-0		0-0-0		HOME		0-1-0		0-0-0		2-1-0							
2-2-0		0-0-0		0-0-0		AWAY		0-2-0		1-0-0		1-0-0							
0-0-0		0-0-0		0-0-0		NEUTRAL		0-0-0		0-0-0		0-0-0							
RPI S	Opponent	Score		RPI S	Opponent	Score		RPI S	Opponent	Score		RPI S	Opponent	Score					
23 A	California	1	5					54 A	Central Mich.	0	3	140 A	Ball St.	2	0				
								73 H	Western Mich.	0	2	161 H	St. Bonaventure	1	0				
								95 A	Toledo	0	2	174 N	San Francisco	1	4				
												184 H	Miami (OH)	1	2				
												186 H	Cleveland St.	3	2				
												205 A	Duquesne	1	0				
												229 A	Morehead St.	1	0				
												242 H	Youngstown St.	6	1				
												244 H	Bowling Green	1	0				
												282 H	Northern Ill.	3	2				
												291 H	IUPUI	4	0				
												292 A	Eastern Mich.	2	1				
LAST 10 GAMES																			
	140 A	Ball St.	2	0		292 A	Eastern Mich.	2	1										
	95 A	Toledo	0	2		244 H	Bowling Green	1	0										
	282 H	Northern Ill.	3	2		184 H	Miami (OH)	1	2										
	73 H	Western Mich.	0	2		291 H	IUPUI	4	0										
	54 A	Central Mich.	0	3		205 A	Duquesne	1	0										

Non-Div. I Games:

Kent St.

Average RPI Win: 272		WON-LOST	WINNING	LAST 10	STRENGTH OF		OPP. STRENGTH	TEAM	ADJ	CONF.	ADJ CONF.
Average RPI Loss: 109		RECORD	PCT. RANK	GAMES	SCHEDULE		OF SCHEDULE	RPI	RPI	RPI	RPI
DIV. I ONLY		10-3-0	.76923	23	9-1-0		293	265	136	.50652	135
DIV. I NON-CONF.		4-3-0	.57143	127	3-1-0		281	205	204	.46758	196
TOTALS		RPI 1-25	RPI 26-50		W-L RECORDS		RPI 51-100		RPI 101-150		RPI 150+
10-3-0	0-0-0	0-0-0		OVERALL		0-1-0		0-1-0		10-1-0	
7-1-0	0-0-0	0-0-0		HOME		0-0-0		0-1-0		7-0-0	
3-2-0	0-0-0	0-0-0		AWAY		0-1-0		0-0-0		3-1-0	
0-0-0	0-0-0	0-0-0		NEUTRAL		0-0-0		0-0-0		0-0-0	
4-3-0	0-0-0	0-0-0		NON-CONFERENCE		0-1-0		0-1-0		4-1-0	
3-1-0	0-0-0	0-0-0		HOME		0-0-0		0-1-0		3-0-0	
1-2-0	0-0-0	0-0-		AWAY		0-1-0		0-0-0		1-1-0	
0-0-0	0-0-0	0-0-0		NEUTRAL		0-0-0		0-0-0		0-0-0	
6-0-0	0-0-0	0-0-0		CONFERENCE		0-0-0		0-0-0		6-0-0	
4-0-0	0-0-0	0-0-0		HOME		0-0-0		0-0-0		4-0-0	
2-0-0	0-0-0	0-0-0		AWAY		0-0-0		0-0-0		2-0-0	
0-0-0	0-0-0	0-0-0		NEUTRAL		0-0-0		0-0-0		0-0-0	
RPI S	Opponent	Score	RPI S	Opponent	Score	RPI S	Opponent	Score	RPI S	Opponent	Score
						52 A	Ohio St.	0 4	120 H	East Tenn. St.	0 1
									155 A	Old Dominion	0 3
									193 H	Winthrop	1 0
									208 A	Longwood	1 0
									257 A	Charleston So.	1 0
									279 H	Gardner-Webb	1 0
									281 H	Tennessee Tech	3 1
									290 H	Francis Marion	2 0
									296 H	UNC Asheville	1 0
									300 A	Coastal Caro.	2 0
									302 H	Presbyterian	2 0
									316 H	Alabama A&M	4 0
LAST 10 GAMES											
						193 H	Winthrop	1 0	302 H	Presbyterian	2 0
						279 H	Gardner-Webb	1 0	155 A	Old Dominion	0 3
						257 A	Charleston So.	1 0	208 A	Longwood	1 0
						300 A	Coastal Caro.	2 0	281 H	Tennessee Tech	3 1
						296 H	UNC Asheville	1 0	316 H	Alabama A&M	4 0

Non-Div. I Games: Southern Va. 8 0

Radford

Average RPI Win:	238	WON-LOST	WINNING	LAST 10	STRENGTH OF	OPP. STRENGTH	TEAM	ADJ	CONF.	ADJ CONF.				
Average RPI Loss:	186	RECORD	PCT. RANK	GAMES	SCHEDULE	OF SCHEDULE	RPI	RPI	RPI	RPI				
DIV. I ONLY	7-4-3	.60714	99	5-2-2	183	238	135	.50436	136	19	19			
DIV. I NON-CONF.	4-2-2	.625	94	2-0-1	169	248	127	.51267	131	20	20			
<hr/>														
TOTALS	RPI 1-25	RPI 26-50		W-L RECORDS		RPI 51-100		RPI 101-150		RPI 150+				
7-4-3	0-0-0	0-0-0		OVERALL		0-0-1		0-1-1		7-3-1				
3-0-1	0-0-0	0-0-0		HOME		0-0-0		0-0-0		3-0-1				
4-3-2	0-0-0	0-0-0		AWAY		0-0-1		0-1-1		4-2-0				
0-1-0	0-0-0	0-0-0		NEUTRAL		0-0-0		0-0-0		0-1-0				
<hr/>														
4-2-2	0-0-0	0-0-0		NON-CONFERENCE		0-0-1		0-0-1		4-2-0				
1-0-0	0-0-0	0-0-0		HOME		0-0-0		0-0-0		1-0-0				
3-1-2	0-0-0	0-0-		AWAY		0-0-1		0-0-1		3-1-0				
0-1-0	0-0-0	0-0-0		NEUTRAL		0-0-0		0-0-0		0-1-0				
<hr/>														
3-2-1	0-0-0	0-0-0		CONFERENCE		0-0-0		0-1-0		3-1-1				
2-0-1	0-0-0	0-0-0		HOME		0-0-0		0-0-0		2-0-1				
1-2-0	0-0-0	0-0-0		AWAY		0-0-0		0-1-0		1-1-0				
0-0-0	0-0-0	0-0-0		NEUTRAL		0-0-0		0-0-0		0-0-0				
<hr/>														
RPI S	Opponent	Score	RPI S	Opponent	Score	RPI S	Opponent	Score	RPI S	Opponent	Score			
						94 A	Army	0 0						
						107 A	Yale	1 1						
						127 A	Saint Francis (PA)	0 2						
						160 A	Brown	3 2						
						161 N	St. Bonaventure	0 1						
						176 H	Central Conn. St.	2 2						
						190 A	Bryant	2 0						
						221 A	Robert Morris	0 1						
						222 H	Quinnipiac	2 1						
						233 A	Albany (NY)	2 3						
						254 A	Stony Brook	2 1						
						265 H	Maine	4 3						
						283 H	Fairleigh Dickinson	4 1						
						289 A	Manhattan	2 1						
						<hr/>								
			LAST 10 GAMES											
			283 H Fairleigh Dickinson			4 1			222 H Quinnipiac			2 1		
			190 A Bryant			2 0			160 A Brown			3 2		
			221 A Robert Morris			0 1			289 A Manhattan			2 1		
			127 A Saint Francis (PA)			0 2			94 A Army			0 0		
			176 H Central Conn. St.			2 2			161 N St. Bonaventure			0 1		

Non-Div. I Games:

Sacred Heart

Average RPI Win:		254	WON-LOST RECORD		WINNING PCT. RANK		LAST 10 GAMES		STRENGTH OF SCHEDULE		OPP. STRENGTH OF SCHEDULE		TEAM RPI		ADJ RPI		CONF. RPI		ADJ CONF. RPI				
DIV. I ONLY			5-10-1		.34375	246	3-5-1		57		95		144		.50418		137	7		7			
DIV. I NON-CONF.			3-5-0		.375	216	1-0-0		72		105		148		.50376		147	8		8			
TOTALS		RPI 1-25		RPI 26-50				W-L RECORDS				RPI 51-100				RPI 101-150				RPI 150+			
5-10-1		0-3-1		0-1-0				OVERALL				0-4-0				0-2-0				5-0-0			
4-4-1		0-1-1		0-1-0				HOME				0-1-0				0-1-0				4-0-0			
1-5-0		0-1-0		0-0-0				AWAY				0-3-0				0-1-0				1-0-0			
0-1-0		0-1-0		0-0-0				NEUTRAL				0-0-0				0-0-0				0-0-0			
3-5-0		0-2-0		0-1-0				NON-CONFERENCE				0-1-0				0-1-0				3-0-0			
2-3-0		0-0-0		0-1-0				HOME				0-1-0				0-1-0				2-0-0			
1-1-0		0-1-0		0-0-				AWAY				0-0-0				0-0-0				1-0-0			
0-1-0		0-1-0		0-0-0				NEUTRAL				0-0-0				0-0-0				0-0-0			
2-5-1		0-1-1		0-0-0				CONFERENCE				0-3-0				0-1-0				2-0-0			
2-1-1		0-1-1		0-0-0				HOME				0-0-0				0-0-0				2-0-0			
0-4-0		0-0-0		0-0-0				AWAY				0-3-0				0-1-0				0-0-0			
0-0-0		0-0-0		0-0-0				NEUTRAL				0-0-0				0-0-0				0-0-0			
RPI	S	Opponent		Score		RPI	S	Opponent		Score		RPI	S	Opponent		Score		RPI	S	Opponent		Score	
4	N	Duke		0	2	33	H	LSU		1	2	60	H	Texas		0	3	108	A	Colorado Col.		0	1
6	A	North Carolina		1	6							64	A	Tulsa		1	2	109	H	North Texas		0	1
8	H	Memphis		1	2							76	A	SMU		0	1	164	H	UAB		2	1
20	H	UCF		0	0							89	A	UTEP		3	6	251	A	Houston Baptist		1	0
																		268	H	La.-Lafayette		2	0
																		271	H	Southern Miss.		2	0
																		314	H	Texas Southern		9	0
LAST 10 GAMES																							
						20	H	UCF		0	0	64	A	Tulsa		1	2						
						271	H	Southern Miss.		2	0	164	H	UAB		2	1						
						108	A	Colorado Col.		0	1	8	H	Memphis		1	2						
						89	A	UTEP		3	6	268	H	La.-Lafayette		2	0						
						76	A	SMU		0	1	251	A	Houston Baptist		1	0						

Non-Div. I Games:

Houston

Average RPI Win:	216	WON-LOST RECORD	WINNING PCT. RANK	LAST 10 GAMES	STRENGTH OF SCHEDULE	OPP. STRENGTH OF SCHEDULE	TEAM RPI	ADJ RPI	CONF. RPI	ADJ CONF. RPI				
Average RPI Loss:	62													
DIV. I ONLY		5-7-4	.4375	191	3-5-2	92	128	138	.50366	138	10	10		
DIV. I NON-CONF.		3-5-3	.40909	203	1-3-1	59	134	126	.51539	125	11	11		
<hr/>														
TOTALS	RPI 1-25	RPI 26-50		W-L RECORDS		RPI 51-100		RPI 101-150		RPI 150+				
5-7-4	0-2-0	0-1-0		OVERALL		0-3-0		1-0-0		4-1-4				
3-3-1	0-0-0	0-0-0		HOME		0-3-0		0-0-0		3-0-1				
1-4-3	0-2-0	0-1-0		AWAY		0-0-0		0-0-0		1-1-3				
1-0-0	0-0-0	0-0-0		NEUTRAL		0-0-0		1-0-0		0-0-0				
<hr/>														
3-5-3	0-2-0	0-1-0		NON-CONFERENCE		0-2-0		1-0-0		2-0-3				
2-2-1	0-0-0	0-0-0		HOME		0-2-0		0-0-0		2-0-1				
0-3-2	0-2-0	0-0-		AWAY		0-0-0		0-0-0		0-0-2				
1-0-0	0-0-0	0-0-0		NEUTRAL		0-0-0		1-0-0		0-0-0				
<hr/>														
2-2-1	0-0-0	0-0-0		CONFERENCE		0-1-0		0-0-0		2-1-1				
1-1-0	0-0-0	0-0-0		HOME		0-1-0		0-0-0		1-0-0				
1-1-1	0-0-0	0-0-0		AWAY		0-0-0		0-0-0		1-1-1				
0-0-0	0-0-0	0-0-0		NEUTRAL		0-0-0		0-0-0		0-0-0				
<hr/>														
RPI	S	Opponent	Score		RPI	S	Opponent	Score		RPI	S	Opponent	Score	
8	A	Memphis	2	6	39	A	South Carolina	1	2	61	H	Fla. Gulf Coast	0	2
25	A	Tennessee	0	5						65	H	Massachusetts	1	2
										85	H	East Carolina	1	3

Non-Div. I Games:

Charlotte

Average RPI Win: 168		WON-LOST	WINNING	LAST 10	STRENGTH OF		OPP. STRENGTH	TEAM	ADJ		CONF.	ADJ CONF.
Average RPI Loss: 58		RECORD	PCT. RANK	GAMES	SCHEDULE		OF SCHEDULE	RPI	RPI		RPI	RPI
DIV. I ONLY		6-9-2	.41176	211	4-5-1		116	42	149		.5026	139
DIV. I NON-CONF.		3-5-1	.38889	209	1-1-0		156	37	178		.4835	175
TOTALS		RPI 1-25	RPI 26-50		W-L RECORDS		RPI 51-100		RPI 101-150		RPI 150+	
6-9-2		0-0-0	0-4-0		OVERALL		2-4-2		1-1-0		3-0-0	
4-6-2		0-0-0	0-2-0		HOME		1-3-2		1-1-0		2-0-0	
2-3-0		0-0-0	0-2-0		AWAY		1-1-0		0-0-0		1-0-0	
0-0-0		0-0-0	0-0-0		NEUTRAL		0-0-0		0-0-0		0-0-0	
3-5-1		0-0-0	0-2-0		NON-CONFERENCE		1-2-1		0-1-0		2-0-0	
2-3-1		0-0-0	0-1-0		HOME		0-1-1		0-1-0		2-0-0	
1-2-0		0-0-0	0-0-		AWAY		1-1-0		0-0-0		0-0-0	
0-0-0		0-0-0	0-0-0		NEUTRAL		0-0-0		0-0-0		0-0-0	
3-4-1		0-0-0	0-2-0		CONFERENCE		1-2-1		1-0-0		1-0-0	
2-3-1		0-0-0	0-1-0		HOME		1-2-1		1-0-0		0-0-0	
1-1-0		0-0-0	0-1-0		AWAY		0-0-0		0-0-0		1-0-0	
0-0-0		0-0-0	0-0-0		NEUTRAL		0-0-0		0-0-0		0-0-0	
RPI S	Opponent	Score	RPI S	Opponent	Score	RPI S	Opponent	Score	RPI S	Opponent	Score	
			26 A	West Virginia	0 3	51 H	Iowa	1 1	112 H	Southern California	1 2	
			29 H	Kansas	0 1	52 H	Ohio St.	2 1	146 H	Indiana	8 2	
			30 A	Illinois	0 1	58 H	Oregon St.	0 1	207 H	Colorado	1 0	
			47 H	Michigan St.	1 2	59 A	Missouri	2 4	210 A	Northwestern	2 1	
						77 H	Nebraska	0 3	297 H	Indiana St.	4 0	
						83 H	Michigan	1 3				
						87 H	Cal St. Northridge	2 2				
						95 A	Toledo	1 0				
LAST 10 GAMES												
			83 H	Michigan	1 3	51 H	Iowa	1 1				
			146 H	Indiana	8 2	77 H	Nebraska	0 3				
			52 H	Ohio St.	2 1	47 H	Michigan St.	1 2				
			30 A	Illinois	0 1	297 H	Indiana St.	4 0				
			210 A	Northwestern	2 1	29 H	Kansas	0 1				

Non-Div. I Games:

Purdue

Average RPI Win: 230		WON-LOST RECORD	WINNING PCT. RANK		LAST 10 GAMES	STRENGTH OF SCHEDULE		OPP. STRENGTH OF SCHEDULE		TEAM RPI	ADJ RPI		CONF. RPI	ADJ CONF. RPI
Average RPI Loss: 93														
DIV. I ONLY		9-5-3	.61765	95	5-2-2	229		170		139	.50232	140	14	14
DIV. I NON-CONF.		5-3-1	.61111	106	1-0-0	253		175		164	.48877	163	15	15
TOTALS		RPI 1-25	RPI 26-50		W-L RECORDS		RPI 51-100		RPI 101-150		RPI 150+			
9-5-3	0-0-0		0-1-0		OVERALL		0-2-0		0-1-1		9-1-2			
3-2-2	0-0-0		0-1-0		HOME		0-0-0		0-1-1		3-0-1			
4-3-1	0-0-0		0-0-0		AWAY		0-2-0		0-0-0		4-1-1			
2-0-0	0-0-0		0-0-0		NEUTRAL		0-0-0		0-0-0		2-0-0			
5-3-1	0-0-0		0-1-0		NON-CONFERENCE		0-1-0		0-0-0		5-1-1			
1-1-0	0-0-0		0-1-0		HOME		0-0-0		0-0-0		1-0-0			
2-2-1	0-0-0		0-0-		AWAY		0-1-0		0-0-0		2-1-1			
2-0-0	0-0-0		0-0-0		NEUTRAL		0-0-0		0-0-0		2-0-0			
4-2-2	0-0-0		0-0-0		CONFERENCE		0-1-0		0-1-1		4-0-1			
2-1-2	0-0-0		0-0-0		HOME		0-0-0		0-1-1		2-0-1			
2-1-0	0-0-0		0-0-0		AWAY		0-1-0		0-0-0		2-0-0			
0-0-0	0-0-0		0-0-0		NEUTRAL		0-0-0		0-0-0		0-0-0			
RPI S	Opponent	Score	RPI S	Opponent	Score	RPI S	Opponent	Score	RPI S	Opponent	Score			
			30 H	Illinois	0 5	70 A	Western Ky.	1 3	133 H	Buffalo	0 0			
						73 A	Western Mich.	1 3	134 H	Kent St.	0 2			
									154 H	Akron	2 1			
									156 A	Xavier	0 1			
									180 H	Marshall	2 0			
									184 A	Miami (OH)	2 1			
									199 N	Lamar	5 1			
									203 H	Ohio	1 1			
									244 A	Bowling Green	2 0			
									249 N	Murray St.	3 0			
									278 A	IPFW	1 0			
									282 H	Northern Ill.	3 0			
									295 A	Northern Ariz.	2 2			
									297 A	Indiana St.	2 1			
LAST 10 GAMES														
			134 H	Kent St.	0 2	184 A	Miami (OH)	2 1						
			133 H	Buffalo	0 0	282 H	Northern Ill.	3 0						
			203 H	Ohio	1 1	73 A	Western Mich.	1 3						
			154 H	Akron	2 1	278 A	IPFW	1 0						
			244 A	Bowling Green	2 0	180 H	Marshall	2 0						

Non-Div. I Games:

Ball St.

Average RPI Win:	212	WON-LOST RECORD	WINNING PCT. RANK	LAST 10 GAMES	STRENGTH OF SCHEDULE	OPP. STRENGTH OF SCHEDULE	TEAM RPI	ADJ RPI	CONF. RPI	ADJ CONF. RPI	
Average RPI Loss:	98										
DIV. I ONLY	5-10-0	.33333	250	5-5-0	26	166	137	.50201	141	26	26
DIV. I NON-CONF.	2-8-0	.2	289	2-3-0	26	77	172	.4844	173	25	25
<hr/>											
TOTALS	RPI 1-25	RPI 26-50		W-L RECORDS	RPI 51-100		RPI 101-150		RPI 150+		
5-10-0	0-2-0	0-3-0		OVERALL	0-1-0		0-1-0		5-3-0		
4-3-0	0-0-0	0-1-0		HOME	0-0-0		0-1-0		4-1-0		
1-6-0	0-1-0	0-2-0		AWAY	0-1-0		0-0-0		1-2-0		
0-1-0	0-1-0	0-0-0		NEUTRAL	0-0-0		0-0-0		0-0-0		
<hr/>											
2-8-0	0-2-0	0-3-0		NON-CONFERENCE	0-1-0		0-0-0		2-2-0		
2-2-0	0-0-0	0-1-0		HOME	0-0-0		0-0-0		2-1-0		
0-5-0	0-1-0	0-0-		AWAY	0-1-0		0-0-0		0-1-0		
0-1-0	0-1-0	0-0-0		NEUTRAL	0-0-0		0-0-0		0-0-0		
<hr/>											
3-2-0	0-0-0	0-0-0		CONFERENCE	0-0-0		0-1-0		3-1-0		
2-1-0	0-0-0	0-0-0		HOME	0-0-0		0-1-0		2-0-0		
1-1-0	0-0-0	0-0-0		AWAY	0-0-0		0-0-0		1-1-0		
0-0-0	0-0-0	0-0-0		NEUTRAL	0-0-0		0-0-0		0-0-0		
<hr/>											
RPI S	Opponent	Score		RPI S	Opponent	Score		RPI S	Opponent	Score	
1 N	Wake Forest	0	3	27 A	Virginia Tech	0	3	93 A	Northeastern	0	3
21 A	La Salle	0	1	28 H	Maryland	0	9				
				44 A	Boston U.	0	3				

Non-Div. I Games:

Loyola Maryland

Average RPI Win:	233	WON-LOST	WINNING	LAST 10	STRENGTH OF	OPP. STRENGTH	TEAM	ADJ	CONF.	ADJ CONF.		
Average RPI Loss:	121	RECORD	PCT. RANK	GAMES	SCHEDULE	OF SCHEDULE	RPI	RPI	RPI	RPI		
DIV. I ONLY		6-6-2	.5	147	4-4-1	129	186	142	.50085	142	17	17
DIV. I NON-CONF.		4-5-1	.45	189	2-3-0	192	166	193	.46955	193	17	17
<hr/>												
TOTALS	RPI 1-25	RPI 26-50		W-L RECORDS		RPI 51-100		RPI 101-150		RPI 150+		
6-6-2	0-1-0	0-0-0		OVERALL		0-1-1		1-2-1		5-2-0		
4-3-1	0-0-0	0-0-0		HOME		0-1-1		1-1-0		3-1-0		
2-3-1	0-1-0	0-0-0		AWAY		0-0-0		0-1-1		2-1-0		
0-0-0	0-0-0	0-0-0		NEUTRAL		0-0-0		0-0-0		0-0-0		
4-5-1	0-1-0	0-0-0		NON-CONFERENCE		0-1-0		0-1-1		4-2-0		
2-2-0	0-0-0	0-0-0		HOME		0-1-0		0-0-0		2-1-0		
2-3-1	0-1-0	0-0-		AWAY		0-0-0		0-1-1		2-1-0		
0-0-0	0-0-0	0-0-0		NEUTRAL		0-0-0		0-0-0		0-0-0		
2-1-1	0-0-0	0-0-0		CONFERENCE		0-0-1		1-1-0		1-0-0		
2-1-1	0-0-0	0-0-0		HOME		0-0-1		1-1-0		1-0-0		
0-0-0	0-0-0	0-0-0		AWAY		0-0-0		0-0-0		0-0-0		
0-0-0	0-0-0	0-0-0		NEUTRAL		0-0-0		0-0-0		0-0-0		
<hr/>												
RPI S	Opponent	Score		RPI S	Opponent	Score		RPI S	Opponent	Score		
21 A	La Salle	0 1										

Non-Div. I Games:

Lehigh

Average RPI Win:		210	WON-LOST RECORD		WINNING PCT. RANK		LAST 10 GAMES		STRENGTH OF SCHEDULE		OPP. STRENGTH OF SCHEDULE		TEAM RPI		ADJ RPI		CONF. RPI		ADJ CONF. RPI				
DIV. I ONLY			7-7-0		.5 147		5-3-0		132		181		143		.50084 143		19		19				
DIV. I NON-CONF.			3-5-0		.375 216		1-1-0		108		128		177		.48348 176		20		20				
TOTALS		RPI 1-25		RPI 26-50				W-L RECORDS				RPI 51-100				RPI 101-150				RPI 150+			
7-7-0		0-1-0		0-0-0				OVERALL				1-4-0				0-0-0				6-2-0			
3-1-0		0-0-0		0-0-0				HOME				1-1-0				0-0-0				2-0-0			
4-6-0		0-1-0		0-0-0				AWAY				0-3-0				0-0-0				4-2-0			
0-0-0		0-0-0		0-0-0				NEUTRAL				0-0-0				0-0-0				0-0-0			
3-5-0		0-1-0		0-0-0				NON-CONFERENCE				1-3-0				0-0-0				2-1-0			
1-1-0		0-0-0		0-0-0				HOME				1-1-0				0-0-0				0-0-0			
2-4-0		0-1-0		0-0-				AWAY				0-2-0				0-0-0				2-1-0			
0-0-0		0-0-0		0-0-0				NEUTRAL				0-0-0				0-0-0				0-0-0			
4-2-0		0-0-0		0-0-0				CONFERENCE				0-1-0				0-0-0				4-1-0			
2-0-0		0-0-0		0-0-0				HOME				0-0-0				0-0-0				2-0-0			
2-2-0		0-0-0		0-0-0				AWAY				0-1-0				0-0-0				2-1-0			
0-0-0		0-0-0		0-0-0				NEUTRAL				0-0-0				0-0-0				0-0-0			
RPI	S	Opponent		Score		RPI	S	Opponent		Score		RPI	S	Opponent		Score		RPI	S	Opponent		Score	
9	A	Pepperdine		0	1							62	H	Harvard		2	1	176	A	Central Conn. St.		1	0
												82	A	Loyola Marymount		0	3	190	H	Bryant		4	1
												88	A	Cal St. Fullerton		1	3	202	A	Wagner		2	1
												90	H	Hartford		0	1	231	A	Columbia		0	1
												100	A	Monmouth		2	3	254	A	Stony Brook		2	1
																		275	A	Mt. St. Mary's		0	1
																		283	H	Fairleigh Dickinson		4	1
																		306	A	NJIT		2	0
LAST 10 GAMES																							
												176	A	Central Conn. St.		1	0	283	H	Fairleigh Dickinson		4	1
												202	A	Wagner		2	1	231	A	Columbia		0	1
												190	H	Bryant		4	1	306	A	NJIT		2	0
												100	A	Monmouth		2	3	90	H	Hartford		0	1
												275	A	Mt. St. Mary's		0	1	254	A	Stony Brook		2	1

Non-Div. I Games:

Long Island

Average RPI Win: 270		WON-LOST	WINNING	LAST 10	STRENGTH OF		OPP. STRENGTH	TEAM	ADJ	CONF.	ADJ CONF.
Average RPI Loss: 77		RECORD	PCT. RANK	GAMES	SCHEDULE		OF SCHEDULE	RPI	RPI	RPI	RPI
DIV. I ONLY		10-3-2	.73333	35	7-1-2		286	250	141	.50068	144
DIV. I NON-CONF.		6-3-0	.66667	77	3-1-0		285	224	171	.48646	169
TOTALS		RPI 1-25	RPI 26-50		W-L RECORDS		RPI 51-100		RPI 101-150		RPI 150+
10-3-2		0-1-0	0-1-0		OVERALL		0-0-0		0-0-0		10-1-2
4-1-0		0-0-0	0-0-0		HOME		0-0-0		0-0-0		4-1-0
5-1-2		0-1-0	0-0-0		AWAY		0-0-0		0-0-0		5-0-2
1-1-0		0-0-0	0-1-0		NEUTRAL		0-0-0		0-0-0		1-0-0
6-3-0		0-1-0	0-1-0		NON-CONFERENCE		0-0-0		0-0-0		6-1-0
2-1-0		0-0-0	0-0-0		HOME		0-0-0		0-0-0		2-1-0
3-1-0		0-1-0	0-0-		AWAY		0-0-0		0-0-0		3-0-0
1-1-0		0-0-0	0-1-0		NEUTRAL		0-0-0		0-0-0		1-0-0
4-0-2		0-0-0	0-0-0		CONFERENCE		0-0-0		0-0-0		4-0-2
2-0-0		0-0-0	0-0-0		HOME		0-0-0		0-0-0		2-0-0
2-0-2		0-0-0	0-0-0		AWAY		0-0-0		0-0-0		2-0-2
0-0-0		0-0-0	0-0-0		NEUTRAL		0-0-0		0-0-0		0-0-0
RPI S	Opponent	Score		RPI S	Opponent	Score		RPI S	Opponent	Score	
1 A	Wake Forest	0	3	27 N	Virginia Tech	2	3	193 A	Winthrop	4	1
								194 A	Liberty	2	1
								204 H	Towson	1	2
								214 A	High Point	0	0
								227 A	Valparaiso	3	2
								279 H	Gardner-Webb	3	0
								290 H	Francis Marion	3	0
								291 N	IUPUI	2	1
								296 H	UNC Asheville	2	1
								302 A	Presbyterian	2	2
								303 H	South Carolina St.	2	0
								309 A	UMBC	2	0
								318 A	Delaware St.	5	0
				LAST 10 GAMES							
				194 A	Liberty	2	1	279 H	Gardner-Webb	3	0
				214 A	High Point	0	0	291 N	IUPUI	2	1
				302 A	Presbyterian	2	2	227 A	Valparaiso	3	2
				296 H	UNC Asheville	2	1	204 H	Towson	1	2
				193 A	Winthrop	4	1	303 H	South Carolina St.	2	0

Non-Div. I Games:

Campbell

Average RPI Win: 179		WON-LOST	WINNING	LAST 10	STRENGTH OF		OPP. STRENGTH	TEAM	ADJ	CONF.	ADJ CONF.
Average RPI Loss: 88		RECORD	PCT. RANK	GAMES	SCHEDULE		OF SCHEDULE	RPI	RPI	RPI	RPI
DIV. I ONLY		5-8-3	.40625	215	2-5-2		80	142	146	.50028	145
DIV. I NON-CONF.		3-3-2	.5	151	0-0-1		211	302	209	.45975	209
TOTALS		RPI 1-25	RPI 26-50		W-L RECORDS		RPI 51-100		RPI 101-150		RPI 150+
5-8-3		2-1-0	0-4-0		OVERALL		0-0-1		0-1-0		3-2-2
4-1-2		2-0-0	0-1-0		HOME		0-0-1		0-0-0		2-0-1
1-6-1		0-1-0	0-2-0		AWAY		0-0-0		0-1-0		1-2-1
0-1-0		0-0-0	0-1-0		NEUTRAL		0-0-0		0-0-0		0-0-0
3-3-2		0-0-0	0-1-0		NON-CONFERENCE		0-0-0		0-0-0		3-2-2
2-0-1		0-0-0	0-0-0		HOME		0-0-0		0-0-0		2-0-1
1-2-1		0-0-0	0-0-		AWAY		0-0-0		0-0-0		1-2-1
0-1-0		0-0-0	0-1-0		NEUTRAL		0-0-0		0-0-0		0-0-0
2-5-1		2-1-0	0-3-0		CONFERENCE		0-0-1		0-1-0		0-0-0
2-1-1		2-0-0	0-1-0		HOME		0-0-1		0-0-0		0-0-0
0-4-0		0-1-0	0-2-0		AWAY		0-0-0		0-1-0		0-0-0
0-0-0		0-0-0	0-0-0		NEUTRAL		0-0-0		0-0-0		0-0-0
RPI S	Opponent	Score		RPI S	Opponent	Score		RPI S	Opponent	Score	
5	H Florida	1	0	32	A Georgia	3	4	78	H Alabama	2	2
22	H Auburn	2	0	33	A LSU	1	5	149	A Arkansas	0	1
25	A Tennessee	0	2	35	N UC Irvine	0	2	167	A UC Riverside	0	3
				39	H South Carolina	0	1	223	A Arkansas St.	1	3
								241	H Troy	1	1
								271	A Southern Miss.	0	0
								273	H Ark.-Pine Bluff	1	0
								294	H Lipscomb	2	1
								299	A Jackson St.	1	0
LAST 10 GAMES											
5	H Florida	1	0	78	H Alabama	2	2				
39	H South Carolina	0	1	149	A Arkansas	0	1				
25	A Tennessee	0	2	33	A LSU	1	5				
32	A Georgia	3	4	241	H Troy	1	1				
22	H Auburn	2	0	271	A Southern Miss.	0	0				

Non-Div. I Games:

Mississippi St.

I
n
d
i
a
n
a

Indiana

Average RPI Win: 224		WON-LOST RECORD		WINNING PCT. RANK		LAST 10 GAMES		STRENGTH OF SCHEDULE		OPP. STRENGTH OF SCHEDULE		TEAM RPI		ADJ RPI		CONF. RPI		ADJ CONF. RPI	
DIV. I ONLY		7-10-0		.41176 211		4-6-0		63		222		140		.49897 147		13		13	
DIV. I NON-CONF.		4-5-0		.44444 192		1-1-0		15		272		87		.5447 91		14		14	
TOTALS		RPI 1-25		RPI 26-50		W-L RECORDS		RPI 51-100		RPI 101-150		RPI 150+							
7-10-0		0-2-0		0-0-0		OVERALL		1-3-0		0-2-0		6-3-0							
6-1-0		0-0-0		0-0-0		HOME		1-1-0		0-0-0		5-0-0							
1-9-0		0-2-0		0-0-0		AWAY		0-2-0		0-2-0		1-3-0							
0-0-0		0-0-0		0-0-0		NEUTRAL		0-0-0		0-0-0		0-0-0							
4-5-0		0-2-0		0-0-0		NON-CONFERENCE		1-1-0		0-0-0		3-2-0							
3-0-0		0-0-0		0-0-0		HOME		1-0-0		0-0-0		2-0-0							
1-5-0		0-2-0		0-0-		AWAY		0-1-0		0-0-0		1-2-0							
0-0-0		0-0-0		0-0-0		NEUTRAL		0-0-0		0-0-0		0-0-0							
3-5-0		0-0-0		0-0-0		CONFERENCE		0-2-0		0-2-0		3-1-0							
3-1-0		0-0-0		0-0-0		HOME		0-1-0		0-0-0		3-0-0							
0-4-0		0-0-0		0-0-0		AWAY		0-1-0		0-2-0		0-1-0							
0-0-0		0-0-0		0-0-0		NEUTRAL		0-0-0		0-0-0		0-0-0							
RPI	S	Opponent		Score		RPI	S	Opponent		Score		RPI	S	Opponent		Score			
8	A	Memphis		1	3			67	H	FIU		1	2	126	A	Middle Tenn.		0	1
10	A	Oklahoma St.		0	7			70	A	Western Ky.		0	1	150	A	South Ala.		1	3
								71	H	Missouri St.		3	1	192	H	Fla. Atlantic		4	1
								89	A	UTEP		0	2	212	A	McNeese St.		2	1
														219	A	New Mexico St.		0	3
														241	A	Troy		0	2
														259	A	Northwestern St.		0	1
														268	H	La.-Lafayette		1	0
														273	H	Ark.-Pine Bluff		2	0
														274	H	La.-Monroe		3	0
														280	H	Central Ark.		2	1
LAST 10 GAMES																			
						150	A	South Ala.		1	3	70	A	Western Ky.		0	1		
						241	A	Troy		0	2	192	H	Fla. Atlantic		4	1		
						268	H	La.-Lafayette		1	0	67	H	FIU		1	2		
						274	H	La.-Monroe		3	0	280	H	Central Ark.		2	1		
						126	A	Middle Tenn.		0	1	219	A	New Mexico St.		0	3		

Non-Div. I Games:

UALR

Average RPI Win:		265	WON-LOST		WINNING		LAST 10		STRENGTH OF		OPP. STRENGTH		TEAM		ADJ		CONF.		ADJ CONF.					
Average RPI Loss:		78	RECORD		PCT. RANK		GAMES		SCHEDULE		OF SCHEDULE		RPI		RPI		RPI		RPI					
DIV. I ONLY			4-8-1		.34615		243		3-5-0		45		187		150		.49896		148		28		28	
DIV. I NON-CONF.			1-6-1		.1875		294		0-3-0		12		88		150		.50349		149		27		27	
TOTALS			RPI 1-25		RPI 26-50		W-L RECORDS		RPI 51-100		RPI 101-150		RPI 150+											
4-8-1			0-1-0		0-2-0		OVERALL		0-3-0		0-1-1		4-1-0											
4-1-0			0-0-0		0-0-0		HOME		0-1-0		0-0-0		4-0-0											
0-6-1			0-1-0		0-1-0		AWAY		0-2-0		0-1-1		0-1-0											
0-1-0			0-0-0		0-1-0		NEUTRAL		0-0-0		0-0-0		0-0-0											
1-6-1			0-1-0		0-2-0		NON-CONFERENCE		0-3-0		0-0-1		1-0-0											
1-1-0			0-0-0		0-0-0		HOME		0-1-0		0-0-0		1-0-0											
0-4-1			0-1-0		0-0-		AWAY		0-2-0		0-0-1		0-0-0											
0-1-0			0-0-0		0-1-0		NEUTRAL		0-0-0		0-0-0		0-0-0											
3-2-0			0-0-0		0-0-0		CONFERENCE		0-0-0		0-1-0		3-1-0											
3-0-0			0-0-0		0-0-0		HOME		0-0-0		0-0-0		3-0-0											
0-2-0			0-0-0		0-0-0		AWAY		0-0-0		0-1-0		0-1-0											
0-0-0			0-0-0		0-0-0		NEUTRAL		0-0-0		0-0-0		0-0-0											
RPI	S	Opponent		Score		RPI	S	Opponent		Score		RPI	S	Opponent		Score		RPI	S	Opponent		Score		
10	A	Oklahoma St.		0	1	29	A	Kansas		1	6	64	H	Tulsa		0	1	109	A	North Texas		2	2	
						45	N	Stephen F. Austin		0	4	71	A	Missouri St.		0	2	122	A	North Dakota St.		0	1	
												97	A	Oklahoma		1	4	187	A	South Dakota St.		0	2	
																		230	H	Sam Houston St.		3	2	
																		236	H	Western Ill.		2	1	
																		291	H	IUPUI		1	0	
																		301	H	Southern Utah		4	0	
LAST 10 GAMES																								
						236	H	Western Ill.		2	1	301	H	Southern Utah		4	0							
						291	H	IUPUI		1	0	71	A	Missouri St.		0	2							
						122	A	North Dakota St.		0	1	97	A	Oklahoma		1	4							
						187	A	South Dakota St.		0	2	10	A	Oklahoma St.		0	1							
						29	A	Kansas		1	6	45	N	Stephen F. Austin		0	4							

Non-Div. I Games: Southwest Baptist 2 1 Rogers St. 2 0

Oral Roberts

Average RPI Win:	156	WON-LOST	WINNING	LAST 10	STRENGTH OF	OPP. STRENGTH	TEAM	ADJ	CONF.	ADJ CONF.		
Average RPI Loss:	46	RECORD	PCT. RANK	GAMES	SCHEDULE	OF SCHEDULE	RPI	RPI	RPI	RPI		
DIV. I ONLY		4-11-0	.26667	279	2-7-0	42	35	154	.49866	149	3	3
DIV. I NON-CONF.		2-5-0	.28571	257	0-1-0	32	100	149	.50366	148	2	2
<hr/>												
TOTALS	RPI 1-25	RPI 26-50		W-L RECORDS		RPI 51-100		RPI 101-150		RPI 150+		
4-11-0	0-4-0	0-3-0		OVERALL		1-3-0		2-1-0		1-0-0		
3-4-0	0-2-0	0-1-0		HOME		1-1-0		2-0-0		0-0-0		
1-7-0	0-2-0	0-2-0		AWAY		0-2-0		0-1-0		1-0-0		
0-0-0	0-0-0	0-0-0		NEUTRAL		0-0-0		0-0-0		0-0-0		
<hr/>												
2-5-0	0-1-0	0-1-0		NON-CONFERENCE		1-2-0		0-1-0		1-0-0		
1-2-0	0-1-0	0-0-0		HOME		1-1-0		0-0-0		0-0-0		
1-3-0	0-0-0	0-0-		AWAY		0-1-0		0-1-0		1-0-0		
0-0-0	0-0-0	0-0-0		NEUTRAL		0-0-0		0-0-0		0-0-0		
<hr/>												
2-6-0	0-3-0	0-2-0		CONFERENCE		0-1-0		2-0-0		0-0-0		
2-2-0	0-1-0	0-1-0		HOME		0-0-0		2-0-0		0-0-0		
0-4-0	0-2-0	0-1-0		AWAY		0-1-0		0-0-0		0-0-0		
0-0-0	0-0-0	0-0-0		NEUTRAL		0-0-0		0-0-0		0-0-0		
<hr/>												
RPI S	Opponent	Score	RPI S	Opponent	Score	RPI S	Opponent	Score	RPI S	Opponent	Score	
10 H	Oklahoma St.	0 4	29 A	Kansas	1 4	71 H	Missouri St.	0 2	108 A	Colorado Col.	0 5	
15 A	Kentucky	1 2	32 H	Georgia	0 1	76 H	SMU	2 1	130 H	Ole Miss	2 1	
22 A	Auburn	0 3	43 A	Vanderbilt	0 2	77 A	Nebraska	0 6	145 H	Mississippi St.	1 0	
25 H	Tennessee	0 4				78 A	Alabama	0 3	272 A	Air Force	2 1	
<hr/>												
LAST 10 GAMES												
22 A Auburn					0 3	32 H Georgia					0 1	
78 A Alabama					0 3	145 H Mississippi St.					1 0	
43 A Vanderbilt					0 2	130 H Ole Miss					2 1	
15 A Kentucky					1 2	108 A Colorado Col.					0 5	
25 H Tennessee					0 4	272 A Air Force					2 1	

Non-Div. I Games:

Arkansas

Average RPI Win:	272	WON-LOST	WINNING	LAST 10	STRENGTH OF	OPP. STRENGTH	TEAM	ADJ	CONF.	ADJ CONF.	
Average RPI Loss:	101	RECORD	PCT. RANK	GAMES	SCHEDULE	OF SCHEDULE	RPI	RPI	RPI	RPI	
DIV. I ONLY	11-3-2	.75	27	6-2-2	298	271	148	.49865	150	13	13
DIV. I NON-CONF.	7-1-1	.83333	26	2-0-1	308	318	167	.48753	167	14	14
<hr/>											
TOTALS	RPI 1-25	RPI 26-50		W-L RECORDS		RPI 51-100		RPI 101-150		RPI 150+	
11-3-2	0-0-0	0-1-0		OVERALL		0-1-0		1-0-0		10-1-2	
8-0-1	0-0-0	0-0-0		HOME		0-0-0		1-0-0		7-0-1	
1-3-1	0-0-0	0-1-0		AWAY		0-1-0		0-0-0		1-1-1	
2-0-0	0-0-0	0-0-0		NEUTRAL		0-0-0		0-0-0		2-0-0	
<hr/>											
7-1-1	0-0-0	0-0-0		NON-CONFERENCE		0-0-0		0-0-0		7-1-1	
4-0-1	0-0-0	0-0-0		HOME		0-0-0		0-0-0		4-0-1	
1-1-0	0-0-0	0-0-		AWAY		0-0-0		0-0-0		1-1-0	
2-0-0	0-0-0	0-0-0		NEUTRAL		0-0-0		0-0-0		2-0-0	
<hr/>											
4-2-1	0-0-0	0-1-0		CONFERENCE		0-1-0		1-0-0		3-0-1	
4-0-0	0-0-0	0-0-0		HOME		0-0-0		1-0-0		3-0-0	
0-2-1	0-0-0	0-1-0		AWAY		0-1-0		0-0-0		0-0-1	
0-0-0	0-0-0	0-0-0		NEUTRAL		0-0-0		0-0-0		0-0-0	
<hr/>											
RPI S	Opponent	Score	RPI S	Opponent	Score	RPI S	Opponent	Score	RPI S	Opponent	Score
			48 A	Denver	0 7	67 A	FIU	0 2	147 H	UALR	3 1
									189 A	Louisiana Tech	0 4
									192 A	Fla. Atlantic	1 1
									220 H	Austin Peay	2 1
									223 H	Arkansas St.	2 0
									229 H	Morehead St.	2 2
									268 H	La.-Lafayette	3 0
									274 H	La.-Monroe	2 1
									298 N	Nicholls St.	3 0
									302 H	Presbyterian	1 0
									304 H	Jacksonville St.	2 0
									313 N	Alcorn St.	3 0
									319 H	Southern U.	5 1
									322 A	Alabama St.	4 1
<hr/>											
LAST 10 GAMES											
			147 H	UALR	3 1	274 H	La.-Monroe	2 1			
			223 H	Arkansas St.	2 0	268 H	La.-Lafayette	3 0			
			48 A	Denver	0 7	229 H	Morehead St.	2 2			
			67 A	FIU	0 2	220 H	Austin Peay	2 1			
			192 A	Fla. Atlantic	1 1	302 H	Presbyterian	1 0			

Non-Div. I Games:

South Ala.

Average RPI Win:		218	WON-LOST RECORD		WINNING PCT. RANK		LAST 10 GAMES		STRENGTH OF SCHEDULE		OPP. STRENGTH OF SCHEDULE		TEAM RPI		ADJ RPI		CONF. RPI		ADJ CONF. RPI								
DIV. I ONLY			4-7-3		.39286 223		3-4-3		72		133		145		.49811 151		10		10								
DIV. I NON-CONF.			2-5-2		.33333 238		1-2-2		33		136		135		.50956 138		11		11								
TOTALS		RPI 1-25		RPI 26-50		W-L RECORDS		RPI 51-100		RPI 101-150		RPI 150+															
4-7-3		0-2-0		0-1-0		OVERALL		0-1-2		1-1-0		3-2-1															
4-0-3		0-0-0		0-0-0		HOME		0-0-2		1-0-0		3-0-1															
0-6-0		0-2-0		0-1-0		AWAY		0-1-0		0-1-0		0-1-0															
0-1-0		0-0-0		0-0-0		NEUTRAL		0-0-0		0-0-0		0-1-0															
2-5-2		0-2-0		0-1-0		NON-CONFERENCE		0-1-1		0-1-0		2-0-1															
2-0-2		0-0-0		0-0-0		HOME		0-0-1		0-0-0		2-0-1															
0-5-0		0-2-0		0-0-		AWAY		0-1-0		0-1-0		0-0-0															
0-0-0		0-0-0		0-0-0		NEUTRAL		0-0-0		0-0-0		0-0-0															
2-2-1		0-0-0		0-0-0		CONFERENCE		0-0-1		1-0-0		1-2-0															
2-0-1		0-0-0		0-0-0		HOME		0-0-1		1-0-0		1-0-0															
0-1-0		0-0-0		0-0-0		AWAY		0-0-0		0-0-0		0-1-0															
0-1-0		0-0-0		0-0-0		NEUTRAL		0-0-0		0-0-0		0-1-0															
RPI	S	Opponent		Score		RPI	S	Opponent		Score		RPI	S	Opponent		Score											
11	A	Milwaukee		0	3	28	A	Maryland		0	2	65	H	Massachusetts		1	1	138	H	Charlotte		2	1				
17	A	Marquette		0	5							71	A	Missouri St.		0	1	141	A	Loyola Maryland		2	4				
												80	H	Southeast Mo. St.		0	0	161	N	St. Bonaventure		0	2				
																		205	A	Duquesne		1	2				
																		206	H	UMKC		3	1				
																		240	H	SIU Edwardsville		0	0				
																		243	H	Rhode Island		1	0				
																		284	H	Evansville		4	0				
LAST 10 GAMES																											
						161 N St. Bonaventure						0	2	71 A Missouri St.						0	1						
						205 A Duquesne						1	2	240 H SIU Edwardsville						0	0						
						65 H Massachusetts						1	1	80 H Southeast Mo. St.						0	0						
						243 H Rhode Island						1	0	206 H UMKC						3	1						
						138 H Charlotte						2	1	141 A Loyola Maryland						2	4						

Non-Div. I Games:

Saint Louis

Average RPI Win: 273		WON-LOST	WINNING	LAST 10	STRENGTH OF	OPP. STRENGTH	TEAM	ADJ	CONF.	ADJ CONF.	
Average RPI Loss: 64		RECORD	PCT. RANK	GAMES	SCHEDULE	OF SCHEDULE	RPI	RPI	RPI	RPI	
DIV. I ONLY		6-7-1	.46429 181	6-2-1	112	193	155	.49801 152	21	21	
DIV. I NON-CONF.		3-5-1	.38889 209	3-0-1	136	168	188	.47444 186	26	26	
TOTALS		RPI 1-25	RPI 26-50	W-L RECORDS	RPI 51-100	RPI 101-150	RPI 150+				
6-7-1	0-1-0	0-2-0	OVERALL	0-3-1	0-1-0	6-0-0					
3-1-1	0-0-0	0-1-0	HOME	0-0-1	0-0-0	3-0-0					
3-4-0	0-1-0	0-0-0	AWAY	0-2-0	0-1-0	3-0-0					
0-2-0	0-0-0	0-1-0	NEUTRAL	0-1-0	0-0-0	0-0-0					
3-5-1	0-1-0	0-1-0	NON-CONFERENCE	0-3-1	0-0-0	3-0-0					
2-0-1	0-0-0	0-0-0	HOME	0-0-1	0-0-0	2-0-0					
1-3-0	0-1-0	0-0-	AWAY	0-2-0	0-0-0	1-0-0					
0-2-0	0-0-0	0-1-0	NEUTRAL	0-1-0	0-0-0	0-0-0					
3-2-0	0-0-0	0-1-0	CONFERENCE	0-0-0	0-1-0	3-0-0					
1-1-0	0-0-0	0-1-0	HOME	0-0-0	0-0-0	1-0-0					
2-1-0	0-0-0	0-0-0	AWAY	0-0-0	0-1-0	2-0-0					
0-0-0	0-0-0	0-0-0	NEUTRAL	0-0-0	0-0-0	0-0-0					
RPI S	Opponent	Score	RPI S	Opponent	Score	RPI S	Opponent	Score	RPI S	Opponent	Score
16 A	Baylor	1 5	35 N	UC Irvine	1 2	60 A	Texas	0 2	114 A	Texas St.	1 3
			45 H	Stephen F. Austin	0 3	76 A	SMU	0 2	230 H	Sam Houston St.	2 0
						89 H	UTEP	3 3	235 H	Weber St.	2 0
						99 N	Fresno St.	0 4	259 A	Northwestern St.	3 0
									280 A	Central Ark.	2 1
									314 A	Texas Southern	7 0
									321 H	Prairie View	7 0
LAST 10 GAMES											
			259 A	Northwestern St.	3 0	235 H	Weber St.	2 0			
			280 A	Central Ark.	2 1	89 H	UTEP	3 3			
			114 A	Texas St.	1 3	321 H	Prairie View	7 0			
			230 H	Sam Houston St.	2 0	314 A	Texas Southern	7 0			
			45 H	Stephen F. Austin	0 3	60 A	Texas	0 2			

Non-Div. I Games:

UTSA

Average RPI Win:		177	WON-LOST RECORD		WINNING PCT. RANK		LAST 10 GAMES		STRENGTH OF SCHEDULE		OPP. STRENGTH OF SCHEDULE		TEAM RPI		ADJ RPI		CONF. RPI		ADJ CONF. RPI								
DIV. I ONLY			6-9-2		.41176 211		3-5-1		107		84		152		.49753 153		9		9								
DIV. I NON-CONF.			5-5-2		.5 151		2-1-1		118		97		130		.51277 129		9		9								
TOTALS		RPI 1-25		RPI 26-50		W-L RECORDS		RPI 51-100		RPI 101-150		RPI 150+															
6-9-2		0-2-0		0-2-0		OVERALL		1-5-0		1-0-0		4-0-2															
3-6-0		0-2-0		0-0-0		HOME		1-4-0		0-0-0		2-0-0															
3-3-1		0-0-0		0-2-0		AWAY		0-1-0		1-0-0		2-0-1															
0-0-1		0-0-0		0-0-0		NEUTRAL		0-0-0		0-0-0		0-0-1															
5-5-2		0-2-0		0-1-0		NON-CONFERENCE		1-2-0		1-0-0		3-0-2															
2-4-0		0-2-0		0-0-0		HOME		1-2-0		0-0-0		1-0-0															
3-1-1		0-0-0		0-0-		AWAY		0-0-0		1-0-0		2-0-1															
0-0-1		0-0-0		0-0-0		NEUTRAL		0-0-0		0-0-0		0-0-1															
1-4-0		0-0-0		0-1-0		CONFERENCE		0-3-0		0-0-0		1-0-0															
1-2-0		0-0-0		0-0-0		HOME		0-2-0		0-0-0		1-0-0															
0-2-0		0-0-0		0-1-0		AWAY		0-1-0		0-0-0		0-0-0															
0-0-0		0-0-0		0-0-0		NEUTRAL		0-0-0		0-0-0		0-0-0															
RPI	S	Opponent		Score		RPI	S	Opponent		Score		RPI	S	Opponent		Score											
9	H	Pepperdine		0	3	35	A	UC Irvine		0	1	56	H	Long Beach St.		1	2	104	A	San Diego St.		1	0				
24	H	Santa Clara		1	2	47	A	Michigan St.		1	4	72	H	Minnesota		0	1	167	H	UC Riverside		2	0				
												87	A	Cal St. Northridge		0	1	178	A	UNLV		1	0				
												88	H	Cal St. Fullerton		1	2	213	N	Idaho		1	1				
												91	H	New Mexico		0	1	234	A	Oakland		2	0				
												99	H	Fresno St.		3	2	267	A	CSU Bakersfield		1	1				
																		277	H	Nevada		1	0				
						LAST 10 GAMES																					
						167 H UC Riverside						2	0	267 A CSU Bakersfield						1	1						
						87 A Cal St. Northridge						0	1	104 A San Diego St.						1	0						
						35 A UC Irvine						0	1	277 H Nevada						1	0						
						88 H Cal St. Fullerton						1	2	9 H Pepperdine						0	3						
						56 H Long Beach St.						1	2	47 A Michigan St.						1	4						

Non-Div. I Games:

UC Santa Barbara

Average RPI Win: 226		WON-LOST RECORD	WINNING PCT. RANK		LAST 10 GAMES	STRENGTH OF SCHEDULE	OPP. STRENGTH OF SCHEDULE	TEAM RPI	ADJ RPI	CONF. RPI	ADJ CONF. RPI				
Average RPI Loss: 113															
DIV. I ONLY		6-6-2	.5	147	5-3-2	160	141	153	.49633	154	14	14			
DIV. I NON-CONF.		3-3-0	.5	151	2-0-0	109	113	129	.51643	124	15	15			
<hr/>															
TOTALS		RPI 1-25		RPI 26-50		W-L RECORDS		RPI 51-100		RPI 101-150		RPI 150+			
6-6-2		0-0-0		0-1-0		OVERALL		1-2-2		0-1-0		5-2-0			
3-2-1		0-0-0		0-1-0		HOME		0-0-1		0-0-0		3-1-0			
2-4-1		0-0-0		0-0-0		AWAY		1-2-1		0-1-0		1-1-0			
1-0-0		0-0-0		0-0-0		NEUTRAL		0-0-0		0-0-0		1-0-0			
3-3-0		0-0-0		0-1-0		NON-CONFERENCE		1-1-0		0-0-0		2-1-0			
1-1-0		0-0-0		0-1-0		HOME		0-0-0		0-0-0		1-0-0			
1-2-0		0-0-0		0-0-		AWAY		1-1-0		0-0-0		0-1-0			
1-0-0		0-0-0		0-0-0		NEUTRAL		0-0-0		0-0-0		1-0-0			
3-3-2		0-0-0		0-0-0		CONFERENCE		0-1-2		0-1-0		3-1-0			
2-1-1		0-0-0		0-0-0		HOME		0-0-1		0-0-0		2-1-0			
1-2-1		0-0-0		0-0-0		AWAY		0-1-1		0-1-0		1-0-0			
0-0-0		0-0-0		0-0-0		NEUTRAL		0-0-0		0-0-0		0-0-0			
RPI	S	Opponent	Score	RPI	S	Opponent	Score	RPI	S	Opponent	Score				
				47	H	Michigan St.	0 5	54	H	Central Mich.	0 0	140	A	Ball St.	1 2
								67	A	FIU	0 1	168	A	South Fla.	0 1
								73	A	Western Mich.	0 1	184	H	Miami (OH)	0 3
								83	A	Michigan	1 0	192	N	Fla. Atlantic	4 0
								95	A	Toledo	2 2	244	H	Bowling Green	1 0
												262	H	Eastern Ill.	2 0
												282	A	Northern Ill.	1 0
												292	H	Eastern Mich.	3 0
<hr/>															
LAST 10 GAMES															
				184	H	Miami (OH)	0 3	282	A	Northern Ill.	1 0				
				244	H	Bowling Green	1 0	292	H	Eastern Mich.	3 0				
				95	A	Toledo	2 2	54	H	Central Mich.	0 0				
				140	A	Ball St.	1 2	262	H	Eastern Ill.	2 0				
				73	A	Western Mich.	0 1	192	N	Fla. Atlantic	4 0				

Non-Div. I Games:

Akron

Average RPI Win:	199	WON-LOST	WINNING	LAST 10	STRENGTH OF	OPP. STRENGTH	TEAM	ADJ	CONF.	ADJ CONF.	
Average RPI Loss:	102	RECORD	PCT. RANK	GAMES	SCHEDULE	OF SCHEDULE	RPI	RPI	RPI	RPI	
DIV. I ONLY	6-8-2	.4375	191	4-5-1	122	126	160	.49434	155	11	12
DIV. I NON-CONF.	3-4-1	.4375	195	1-1-0	41	132	101	.53417	102	10	10
<hr/>											
TOTALS	RPI 1-25	RPI 26-50		W-L RECORDS	RPI 51-100		RPI 101-150		RPI 150+		
6-8-2	0-0-0	0-1-0		OVERALL	1-3-1		1-3-1		4-1-0		
5-2-2	0-0-0	0-0-0		HOME	1-1-1		1-1-1		3-0-0		
0-6-0	0-0-0	0-1-0		AWAY	0-2-0		0-2-0		0-1-0		
1-0-0	0-0-0	0-0-0		NEUTRAL	0-0-0		0-0-0		1-0-0		
<hr/>											
3-4-1	0-0-0	0-1-0		NON-CONFERENCE	1-2-1		1-1-0		1-0-0		
2-1-1	0-0-0	0-0-0		HOME	1-1-1		1-0-0		0-0-0		
0-3-0	0-0-0	0-0-		AWAY	0-1-0		0-1-0		0-0-0		
1-0-0	0-0-0	0-0-0		NEUTRAL	0-0-0		0-0-0		1-0-0		
<hr/>											
3-4-1	0-0-0	0-0-0		CONFERENCE	0-1-0		0-2-1		3-1-0		
3-1-1	0-0-0	0-0-0		HOME	0-0-0		0-1-1		3-0-0		
0-3-0	0-0-0	0-0-0		AWAY	0-1-0		0-1-0		0-1-0		
0-0-0	0-0-0	0-0-0		NEUTRAL	0-0-0		0-0-0		0-0-0		
<hr/>											
RPI S	Opponent	Score	RPI S	Opponent	Score	RPI S	Opponent	Score	RPI S	Opponent	Score
			36 A	North Carolina St.	1 4	57 A	Richmond	0 4	101 A	Col. of Charleston	1 2
						85 H	East Carolina	1 4	106 H	George Mason	4 4
						90 H	Hartford	1 1	113 H	Delaware	1 3
						93 A	Northeastern	0 4	129 A	Hofstra	1 2
						98 H	Arizona St.	3 1	135 H	Radford	3 0
									169 H	Drexel	1 0
									201 A	Georgia St.	0 4
									204 H	Towson	2 1
									286 H	UNC Wilmington	3 2
									300 N	Coastal Caro.	2 0
<hr/>											
			LAST 10 GAMES								
			129 A	Hofstra	1 2	286 H	UNC Wilmington	3 2			
			93 A	Northeastern	0 4	204 H	Towson	2 1			
			169 H	Drexel	1 0	106 H	George Mason	4 4			
			113 H	Delaware	1 3	135 H	Radford	3 0			
			201 A	Georgia St.	0 4	101 A	Col. of Charleston	1 2			

Non-Div. I Games:

Old Dominion

Average RPI Win: 209		WON-LOST RECORD		WINNING PCT. RANK		LAST 10 GAMES		STRENGTH OF SCHEDULE		OPP. STRENGTH OF SCHEDULE		TEAM RPI		ADJ RPI		CONF. RPI		ADJ CONF. RPI	
DIV. I ONLY		5-7-2		.42857 203		3-5-2		97		154		151		.49357 156		10		10	
DIV. I NON-CONF.		5-3-1		.61111 106		3-1-1		209		176		140		.50586 143		11		11	
TOTALS		RPI 1-25		RPI 26-50		W-L RECORDS		RPI 51-100		RPI 101-150		RPI 150+							
5-7-2		0-1-0		0-1-0		OVERALL		0-1-1		1-1-0		4-3-1							
5-0-0		0-0-0		0-0-0		HOME		0-0-0		1-0-0		4-0-0							
0-7-2		0-1-0		0-1-0		AWAY		0-1-1		0-1-0		0-3-1							
0-0-0		0-0-0		0-0-0		NEUTRAL		0-0-0		0-0-0		0-0-0							
5-3-1		0-0-0		0-0-0		NON-CONFERENCE		0-1-0		1-1-0		4-1-1							
5-0-0		0-0-0		0-0-0		HOME		0-0-0		1-0-0		4-0-0							
0-3-1		0-0-0		0-0-		AWAY		0-1-0		0-1-0		0-1-1							
0-0-0		0-0-0		0-0-0		NEUTRAL		0-0-0		0-0-0		0-0-0							
0-4-1		0-1-0		0-1-0		CONFERENCE		0-0-1		0-0-0		0-2-0							
0-0-0		0-0-0		0-0-0		HOME		0-0-0		0-0-0		0-0-0							
0-4-1		0-1-0		0-1-0		AWAY		0-0-1		0-0-0		0-2-0							
0-0-0		0-0-0		0-0-0		NEUTRAL		0-0-0		0-0-0		0-0-0							
RPI	S	Opponent		Score	RPI	S	Opponent		Score	RPI	S	Opponent		Score					
21	A	La Salle		0 5	34	A	Dayton		1 2	52	A	Ohio St.		0 1					
										57	A	Richmond		0 0					
		</																	

Average RPI Win: 238		WON-LOST RECORD	WINNING PCT. RANK	LAST 10 GAMES	STRENGTH OF SCHEDULE	OPP. STRENGTH OF SCHEDULE	TEAM RPI	ADJ RPI	CONF. RPI	ADJ CONF. RPI						
Average RPI Loss: 102																
DIV. I ONLY		7-6-2	.53333	130	4-4-2	195	148	158	.49276	157	5	5				
DIV. I NON-CONF.		7-4-0	.63636	89	4-2-0	220	194	137	.50853	139	6	6				
<hr/>																
TOTALS		RPI 1-25		RPI 26-50		W-L RECORDS		RPI 51-100		RPI 101-150		RPI 150+				
7-6-2		0-0-0		0-3-0		OVERALL		0-1-2		1-0-0		6-2-0				
3-4-0		0-0-0		0-2-0		HOME		0-1-0		0-0-0		3-1-0				
3-2-2		0-0-0		0-1-0		AWAY		0-0-2		1-0-0		2-1-0				
1-0-0		0-0-0		0-0-0		NEUTRAL		0-0-0		0-0-0		1-0-0				
7-4-0		0-0-0		0-2-0		NON-CONFERENCE		0-1-0		1-0-0		6-1-0				
3-2-0		0-0-0		0-1-0		HOME		0-1-0		0-0-0		3-0-0				
3-2-0		0-0-0		0-0-		AWAY		0-0-0		1-0-0		2-1-0				
1-0-0		0-0-0		0-0-0		NEUTRAL		0-0-0		0-0-0		1-0-0				
0-2-2		0-0-0		0-1-0		CONFERENCE		0-0-2		0-0-0		0-1-0				
0-2-0		0-0-0		0-1-0		HOME		0-0-0		0-0-0		0-1-0				
0-0-2		0-0-0		0-0-0		AWAY		0-0-2		0-0-0		0-0-0				
0-0-0		0-0-0		0-0-0		NEUTRAL		0-0-0		0-0-0		0-0-0				
RPI	S	Opponent	Score	RPI	S	Opponent	Score	RPI	S	Opponent	Score					
				30	A	Illinois	1 5	68	H	Washington	1 3	110	A	Seattle	2 0	
				31	H	Washington St.	1 2	82	A	Loyola Marymount	0 0	174	H	San Francisco	0 1	
				46	H	BYU	2 3	96	A	St. Mary's (CA)	1 1	213	H	Idaho	3 0	
												235	H	Weber St.	1 0	
												255	A	Boise St.	1 0	
												263	A	Loyola Chicago	0 1	
												266	H	Montana	2 0	
												272	N	Air Force	2 1	
												312	A	Eastern Wash.	4 0	
<hr/>																
LAST 10 GAMES																
				46	H	BYU	2 3	110	A	Seattle	2 0					
				174	H	San Francisco	0 1	213	H	Idaho	3 0					
				82	A	Loyola Marymount	0 0	68	H	Washington	1 3					
				96	A	St. Mary's (CA)	1 1	31	H	Washington St.	1 2					
				266	H	Montana	2 0	312	A	Eastern Wash.	4 0					

Non-Div. I Games:

Gonzaga

Average RPI Win: 231		WON-LOST	WINNING	LAST 10	STRENGTH OF		OPP. STRENGTH	TEAM	ADJ		CONF.	ADJ CONF.	
Average RPI Loss: 152		RECORD	PCT. RANK	GAMES	SCHEDULE		OF SCHEDULE	RPI	RPI		RPI	RPI	
DIV. I ONLY		8-4-3	.63333	79	5-1-3		262	178	156	.49263	158	16	16
DIV. I NON-CONF.		6-4-2	.58333	124	3-1-2		279	200	191	.46815	195	13	13
TOTALS		RPI 1-25	RPI 26-50		W-L RECORDS		RPI 51-100		RPI 101-150		RPI 150+		
8-4-3	0-0-0	0-1-0		OVERALL		0-0-1		1-1-1		7-2-1			
4-1-2	0-0-0	0-0-0		HOME		0-0-0		0-0-1		4-1-1			
4-1-1	0-0-0	0-1-0		AWAY		0-0-1		1-0-0		3-0-0			
0-2-0	0-0-0	0-0-0		NEUTRAL		0-0-0		0-1-0		0-1-0			
6-4-2	0-0-0	0-1-0		NON-CONFERENCE		0-0-0		0-1-1		6-2-1			
3-1-2	0-0-0	0-0-0		HOME		0-0-0		0-0-1		3-1-1			
3-1-0	0-0-0	0-0-		AWAY		0-0-0		0-0-0		3-0-0			
0-2-0	0-0-0	0-0-0		NEUTRAL		0-0-0		0-1-0		0-1-0			
2-0-1	0-0-0	0-0-0		CONFERENCE		0-0-1		1-0-0		1-0-0			
1-0-0	0-0-0	0-0-0		HOME		0-0-0		0-0-0		1-0-0			
1-0-1	0-0-0	0-0-0		AWAY		0-0-1		1-0-0		0-0-0			
0-0-0	0-0-0	0-0-0		NEUTRAL		0-0-0		0-0-0		0-0-0			
RPI S	Opponent	Score	RPI S	Opponent	Score	RPI S	Opponent	Score	RPI S	Opponent	Score		
			31 A	Washington St.	0 3	91 A	New Mexico	1 1	111 H	Creighton	0 0		
									118 A	TCU	3 1		
									124 N	Oregon	0 2		
									183 A	Utah Valley	2 0		
									186 H	Cleveland St.	1 2		
									207 A	Colorado	1 0		
									225 H	Northern Colo.	2 1		
									235 H	Weber St.	1 0		
									253 H	Drake	1 1		
									255 H	Boise St.	1 0		
									266 N	Montana	1 2		
									311 H	South Dakota	3 1		
									312 A	Eastern Wash.	2 1		
LAST 10 GAMES													
			118 A	TCU	3 1	311 H	South Dakota	3 1					
			91 A	New Mexico	1 1	253 H	Drake	1 1					
			225 H	Northern Colo.	2 1	235 H	Weber St.	1 0					
			255 H	Boise St.	1 0	186 H	Cleveland St.	1 2					
			111 H	Creighton	0 0	312 A	Eastern Wash.	2 1					

Non-Div. I Games: Colorado St.-Pueblo 3 1

Wyoming

Average RPI Win:	180	WON-LOST	WINNING	LAST 10	STRENGTH OF	OPP. STRENGTH	TEAM	ADJ	CONF.	ADJ CONF.	
Average RPI Loss:	92	RECORD	PCT. RANK	GAMES	SCHEDULE	OF SCHEDULE	RPI	RPI	RPI	RPI	
DIV. I ONLY	6-8-4	.44444	188	4-6-0	138	98	157	.49152	159	8	8
DIV. I NON-CONF.	2-2-4	.5	151	0-0-0	139	209	154	.49443	156	7	7
<hr/>											
TOTALS	RPI 1-25	RPI 26-50		W-L RECORDS		RPI 51-100		RPI 101-150		RPI 150+	
6-8-4	0-1-0	0-3-0		OVERALL		1-1-0		1-0-2		4-3-2	
5-2-1	0-0-0	0-2-0		HOME		1-0-0		1-0-0		3-0-1	
1-5-3	0-1-0	0-1-0		AWAY		0-1-0		0-0-2		1-2-1	
0-1-0	0-0-0	0-0-0		NEUTRAL		0-0-0		0-0-0		0-1-0	
<hr/>											
2-2-4	0-0-0	0-0-0		NON-CONFERENCE		0-0-0		1-0-2		1-2-2	
2-0-1	0-0-0	0-0-0		HOME		0-0-0		1-0-0		1-0-1	
0-1-3	0-0-0	0-0-		AWAY		0-0-0		0-0-2		0-1-1	
0-1-0	0-0-0	0-0-0		NEUTRAL		0-0-0		0-0-0		0-1-0	
<hr/>											
4-6-0	0-1-0	0-3-0		CONFERENCE		1-1-0		0-0-0		3-1-0	
3-2-0	0-0-0	0-2-0		HOME		1-0-0		0-0-0		2-0-0	
1-4-0	0-1-0	0-1-0		AWAY		0-1-0		0-0-0		1-1-0	
0-0-0	0-0-0	0-0-0		NEUTRAL		0-0-0		0-0-0		0-0-0	
<hr/>											
RPI S	Opponent	Score	RPI S	Opponent	Score	RPI S	Opponent	Score	RPI S	Opponent	Score
17 A	Marquette	0 3	26 H	West Virginia	0 1	84 A	Syracuse	0 1	107 A	Yale	0 0
			37 A	Notre Dame	0 3	92 H	St. John's (NY)	2 0	131 H	Marist	2 0
			41 H	Louisville	0 1				138 A	Charlotte	0 0
									160 A	Brown	0 2
									168 A	South Fla.	1 0
									176 N	Central Conn. St.	1 2
									179 H	Cincinnati	2 0
									185 A	Davidson	2 2
									190 H	Bryant	2 2
									196 A	DePaul	0 1
									232 H	Pittsburgh	3 0
									276 H	Holy Cross	5 0
<hr/>											
LAST 10 GAMES											
			232 H	Pittsburgh	3 0		196 A	DePaul	0 1		
			26 H	West Virginia	0 1		41 H	Louisville	0 1		
			168 A	South Fla.	1 0		179 H	Cincinnati	2 0		
			17 A	Marquette	0 3		84 A	Syracuse	0 1		
			37 A	Notre Dame	0 3		92 H	St. John's (NY)	2 0		

Non-Div. I Games:

Providence

Average RPI Win: 222		WON-LOST RECORD	WINNING PCT. RANK		LAST 10 GAMES	STRENGTH OF SCHEDULE	OPP. STRENGTH OF SCHEDULE	TEAM RPI	ADJ RPI		CONF. RPI	ADJ CONF. RPI
Average RPI Loss: 124												
DIV. I ONLY		8-4-1	.65385	70	5-4-0	282	149	160	.49074	160	12	11
DIV. I NON-CONF.		6-2-1	.72222	56	3-2-0	262	206	132	.51085	134	12	12
<hr/>												
TOTALS		RPI 1-25		RPI 26-50		W-L RECORDS		RPI 51-100		RPI 101-150		RPI 150+
8-4-1		0-0-0		0-0-0		OVERALL		0-2-0		0-1-0		8-1-1
4-1-1		0-0-0		0-0-0		HOME		0-0-0		0-1-0		4-0-1
3-3-0		0-0-0		0-0-0		AWAY		0-2-0		0-0-0		3-1-0
1-0-0		0-0-0		0-0-0		NEUTRAL		0-0-0		0-0-0		1-0-0
6-2-1		0-0-0		0-0-0		NON-CONFERENCE		0-1-0		0-1-0		6-0-1
2-1-1		0-0-0		0-0-0		HOME		0-0-0		0-1-0		2-0-1
3-1-0		0-0-0		0-0-		AWAY		0-1-0		0-0-0		3-0-0
1-0-0		0-0-0		0-0-0		NEUTRAL		0-0-0		0-0-0		1-0-0
2-2-0		0-0-0		0-0-0		CONFERENCE		0-1-0		0-0-0		2-1-0
2-0-0		0-0-0		0-0-0		HOME		0-0-0		0-0-0		2-0-0
0-2-0		0-0-0		0-0-0		AWAY		0-1-0		0-0-0		0-1-0
0-0-0		0-0-0		0-0-0		NEUTRAL		0-0-0		0-0-0		0-0-0
RPI	S	Opponent	Score	RPI	S	Opponent	Score	RPI	S	Opponent	Score	
						62 A Harvard	1 2	136 H Sacred Heart		2 3		
						65 A Massachusetts	0 1	159 H Providence		2 0		
								173 H Princeton		2 1		
								182 H Dartmouth		1 0		
								194 A Liberty		1 0		
								231 A Columbia		1 2		
								237 A New Hampshire		1 0		
								238 H Vermont		1 1		
								243 A Rhode Island		1 0		
								290 H Francis Marion		5 1		
								300 N Coastal Caro.		3 1		
<hr/>												
LAST 10 GAMES												
						62 A Harvard	1 2	182 H Dartmouth		1 0		
						290 H Francis Marion	5 1	65 A Massachusetts		0 1		
						173 H Princeton	2 1	136 H Sacred Heart		2 3		
						231 A Columbia	1 2	237 A New Hampshire		1 0		
						243 A Rhode Island	1 0	238 H Vermont		1 1		

Non-Div. I Games:

Brown

Average RPI Win:	200	WON-LOST RECORD	WINNING PCT. RANK	LAST 10 GAMES	STRENGTH OF SCHEDULE	OPP. STRENGTH OF SCHEDULE	TEAM RPI	ADJ RPI	CONF. RPI	ADJ CONF. RPI			
DIV. I ONLY		7-5-3	.56667	111	4-3-3	198	229	159	.48848	161	10	10	
DIV. I NON-CONF.		5-4-1	.55	144	2-2-1	162	298	161	.48786	165	11	11	
<hr/>													
TOTALS	RPI 1-25	RPI 26-50		W-L RECORDS		RPI 51-100		RPI 101-150		RPI 150+			
7-5-3	0-0-0	0-0-0		OVERALL		0-1-0		2-2-1		5-2-2			
2-3-2	0-0-0	0-0-0		HOME		0-1-0		0-1-1		2-1-1			
3-1-0	0-0-0	0-0-0		AWAY		0-0-0		1-1-0		2-0-0			
2-1-1	0-0-0	0-0-0		NEUTRAL		0-0-0		1-0-0		1-1-1			
5-4-1	0-0-0	0-0-0		NON-CONFERENCE		0-0-0		2-2-0		3-2-1			
1-2-0	0-0-0	0-0-0		HOME		0-0-0		0-1-0		1-1-0			
3-1-0	0-0-0	0-0-		AWAY		0-0-0		1-1-0		2-0-0			
1-1-1	0-0-0	0-0-0		NEUTRAL		0-0-0		1-0-0		0-1-1			
2-1-2	0-0-0	0-0-0		CONFERENCE		0-1-0		0-0-1		2-0-1			
1-1-2	0-0-0	0-0-0		HOME		0-1-0		0-0-1		1-0-1			
0-0-0	0-0-0	0-0-0		AWAY		0-0-0		0-0-0		0-0-0			
1-0-0	0-0-0	0-0-0		NEUTRAL		0-0-0		0-0-0		1-0-0			
RPI	S	Opponent	Score	RPI	S	Opponent	Score	RPI	S	Opponent	Score		
						57	H Richmond	0	2	105	H Colgate	1	2
										133	A Buffalo	3	2
										134	A Kent St.	0	1
										136	N Sacred Heart	1	0
										138	H Charlotte	1	1
										151	N Saint Louis	2	0
										205	H Duquesne	2	1
										215	N Canisius	3	4
										224	H George Washington	0	0
										228	H Siena	0	1
										248	A Niagara	2	0
										258	A Bucknell	1	0
										270	H Binghamton	1	0
										317	N VMI	1	1
LAST 10 GAMES													
						151	N Saint Louis	2	0	105	H Colgate	1	2
						138	H Charlotte	1	1	248	A Niagara	2	0
						205	H Duquesne	2	1	215	N Canisius	3	4
						57	H Richmond	0	2	317	N VMI	1	1
						224	H George Washington	0	0	136	N Sacred Heart	1	0

Non-Div. I Games:

St. Bonaventure

Average RPI Win:	226	WON-LOST RECORD	WINNING PCT. RANK	LAST 10 GAMES	STRENGTH OF SCHEDULE	OPP. STRENGTH OF SCHEDULE	TEAM RPI	ADJ RPI	CONF. RPI	ADJ CONF. RPI				
DIV. I ONLY		8-6-2	.5625	118	3-5-2	189	264	162	.48788	162	25	25		
DIV. I NON-CONF.		5-3-1	.61111	106	0-2-1	183	245	141	.50657	140	24	24		
<hr/>														
TOTALS	RPI 1-25	RPI 26-50		W-L RECORDS		RPI 51-100		RPI 101-150		RPI 150+				
8-6-2	0-0-0	0-0-0		OVERALL		0-2-0		1-1-0		7-3-2				
5-3-0	0-0-0	0-0-0		HOME		0-2-0		0-0-0		5-1-0				
3-2-2	0-0-0	0-0-0		AWAY		0-0-0		1-0-0		2-2-2				
0-1-0	0-0-0	0-0-0		NEUTRAL		0-0-0		0-1-0		0-0-0				
<hr/>														
5-3-1	0-0-0	0-0-0		NON-CONFERENCE		0-1-0		1-1-0		4-1-1				
4-1-0	0-0-0	0-0-0		HOME		0-1-0		0-0-0		4-0-0				
1-1-1	0-0-0	0-0-		AWAY		0-0-0		1-0-0		0-1-1				
0-1-0	0-0-0	0-0-0		NEUTRAL		0-0-0		0-1-0		0-0-0				
<hr/>														
3-3-1	0-0-0	0-0-0		CONFERENCE		0-1-0		0-0-0		3-2-1				
1-2-0	0-0-0	0-0-0		HOME		0-1-0		0-0-0		1-1-0				
2-1-1	0-0-0	0-0-0		AWAY		0-0-0		0-0-0		2-1-1				
0-0-0	0-0-0	0-0-0		NEUTRAL		0-0-0		0-0-0		0-0-0				
<hr/>														
RPI	S	Opponent	Score	RPI	S	Opponent	Score	RPI	S	Opponent	Score			
				71 H Missouri St.				1	2	121 N Wright St.			2	3
				80 H Southeast Mo. St.				1	2	126 A Middle Tenn.			1	0
										184 A Miami (OH)			1	2
										201 H Georgia St.			2	0
										217 A Eastern Ky.			1	2
										220 A Austin Peay			2	0
										223 H Arkansas St.			4	2
										229 A Morehead St.			2	1
										240 H SIU Edwardsville			2	0
										249 A Murray St.			2	2
										262 H Eastern Ill.			0	1
										273 H Ark.-Pine Bluff			5	1
										284 A Evansville			2	2
										294 H Lipscomb			1	0
				LAST 10 GAMES										
				80 H Southeast Mo. St.	1	2	220 A Austin Peay	2	0					
				229 A Morehead St.	2	1	249 A Murray St.	2	2					
				217 A Eastern Ky.	1	2	284 A Evansville	2	2					
				262 H Eastern Ill.	0	1	121 N Wright St.	2	3					
				240 H SIU Edwardsville	2	0	184 A Miami (OH)	1	2					

Non-Div. I Games:




UT Martin

Average RPI Win: 231		WON-LOST	WINNING	LAST 10	STRENGTH OF		OPP. STRENGTH	TEAM	ADJ		CONF.	ADJ CONF.			
Average RPI Loss: 101		RECORD	PCT. RANK	GAMES	SCHEDULE		OF SCHEDULE	RPI	RPI		RPI	RPI			
DIV. I ONLY		8-6-2	.5625	118	5-3-1		253	116	169	.48746	163	10	10		
DIV. I NON-CONF.		5-4-1	.55	144	2-1-0		299	101	214	.45862	212	11	11		
TOTALS		RPI 1-25	RPI 26-50		W-L RECORDS		RPI 51-100		RPI 101-150		RPI 150+				
8-6-2		0-1-0	0-1-0		OVERALL		0-2-1		0-1-0		8-1-1				
5-1-1		0-0-0	0-1-0		HOME		0-0-0		0-0-0		5-0-1				
2-5-1		0-1-0	0-0-0		AWAY		0-2-1		0-1-0		2-1-0				
1-0-0		0-0-0	0-0-0		NEUTRAL		0-0-0		0-0-0		1-0-0				
5-4-1		0-1-0	0-0-0		NON-CONFERENCE		0-1-1		0-1-0		5-1-0				
3-0-0		0-0-0	0-0-0		HOME		0-0-0		0-0-0		3-0-0				
1-4-1		0-1-0	0-0-		AWAY		0-1-1		0-1-0		1-1-0				
1-0-0		0-0-0	0-0-0		NEUTRAL		0-0-0		0-0-0		1-0-0				
3-2-1		0-0-0	0-1-0		CONFERENCE		0-1-0		0-0-0		3-0-1				
2-1-1		0-0-0	0-1-0		HOME		0-0-0		0-0-0		2-0-1				
1-1-0		0-0-0	0-0-0		AWAY		0-1-0		0-0-0		1-0-0				
0-0-0		0-0-0	0-0-0		NEUTRAL		0-0-0		0-0-0		0-0-0				
RPI S	Opponent	Score		RPI S	Opponent	Score		RPI S	Opponent	Score		RPI S	Opponent	Score	
19 A	Texas A&M	1	13	34 H	Dayton	1	2	65 A	Massachusetts	0	2	115 A	Seton Hall	2	3
								86 A	Rutgers	1	4	156 H	Xavier	2	1
								92 A	St. John's (NY)	0	0	177 H	Saint Joseph's	0	0
												183 N	Utah Valley	4	2
												216 H	Cornell	4	3
												231 H	Columbia	3	0
												243 A	Rhode Island	2	0
												247 H	Temple	1	0
												254 H	Stony Brook	2	0
												289 A	Manhattan	0	1
												318 A	Delaware St.	3	1
				LAST 10 GAMES											
				243 A	Rhode Island	2	0	177 H	Saint Joseph's	0	0				
				65 A	Massachusetts	0	2	231 H	Columbia	3	0				
				34 H	Dayton	1	2	19 A	Texas A&M	1	13				
				156 H	Xavier	2	1	183 N	Utah Valley	4	2				
				247 H	Temple	1	0	254 H	Stony Brook	2	0				

Non-Div. I Games:

Fordham

Non-Div. I Games:

 Tie,  Loss,  Non-Conf, S Site, H Home, A Away, N Neutral Page 164

Average RPI Win: 209		WON-LOST	WINNING	LAST 10	STRENGTH OF		OPP. STRENGTH	TEAM	ADJ	CONF.	ADJ CONF.
Average RPI Loss: 86		RECORD	PCT. RANK	GAMES	SCHEDULE		OF SCHEDULE	RPI	RPI	RPI	RPI
DIV. I ONLY		7-6-1	.53571	125	6-3-1		258	67	178	.48738	165
DIV. I NON-CONF.		6-4-0	.6	117	5-1-0		302	48	190	.47371	188
TOTALS		RPI 1-25	RPI 26-50		W-L RECORDS		RPI 51-100		RPI 101-150		RPI 150+
7-6-1		0-1-0	1-0-0		OVERALL		0-3-1		0-1-0		6-1-0
5-0-1		0-0-0	1-0-0		HOME		0-0-1		0-0-0		4-0-0
2-4-0		0-1-0	0-0-0		AWAY		0-2-0		0-0-0		2-1-0
0-2-0		0-0-0	0-0-0		NEUTRAL		0-1-0		0-1-0		0-0-0
6-4-0		0-1-0	0-0-0		NON-CONFERENCE		0-2-0		0-1-0		6-0-0
4-0-0		0-0-0	0-0-0		HOME		0-0-0		0-0-0		4-0-0
2-2-0		0-1-0	0-0-		AWAY		0-1-0		0-0-0		2-0-0
0-2-0		0-0-0	0-0-0		NEUTRAL		0-1-0		0-1-0		0-0-0
1-2-1		0-0-0	1-0-0		CONFERENCE		0-1-1		0-0-0		0-1-0
1-0-1		0-0-0	1-0-0		HOME		0-0-1		0-0-0		0-0-0
0-2-0		0-0-0	0-0-0		AWAY		0-1-0		0-0-0		0-1-0
0-0-0		0-0-0	0-0-0		NEUTRAL		0-0-0		0-0-0		0-0-0
RPI S	Opponent	Score	RPI S	Opponent	Score	RPI S	Opponent	Score	RPI S	Opponent	Score
2 A	Stanford	2 5	35 H	UC Irvine	3 2	55 A	San Diego	0 4	112 N	Southern California	1 2
						81 A	UC Davis	2 3	167 A	UC Riverside	0 1
						87 H	Cal St. Northridge	1 1	178 H	UNLV	2 0
						98 N	Arizona St.	0 1	195 A	Arizona	3 0
									246 A	Sacramento St.	3 0
									264 H	San Jose St.	2 0
									267 H	CSU Bakersfield	4 0
									277 H	Nevada	3 0
LAST 10 GAMES											
	81 A	UC Davis	2	3		98 N	Arizona St.	0	1		
	167 A	UC Riverside	0	1		195 A	Arizona	3	0		
	35 H	UC Irvine	3	2		267 H	CSU Bakersfield	4	0		
	87 H	Cal St. Northridge	1	1		178 H	UNLV	2	0		
	264 H	San Jose St.	2	0		246 A	Sacramento St.	3	0		

Non-Div. I Games:

Pacific

Average RPI Win:	257	WON-LOST	WINNING	LAST 10	STRENGTH OF	OPP. STRENGTH	TEAM	ADJ	CONF.	ADJ CONF.	
Average RPI Loss:	68	RECORD	PCT. RANK	GAMES	SCHEDULE	OF SCHEDULE	RPI	RPI	RPI	RPI	
DIV. I ONLY	9-5-0	.64286	76	7-3-0	299	131	176	.48713	166	23	23
DIV. I NON-CONF.	5-4-0	.55556	136	3-2-0	291	67	196	.47161	190	21	22
<hr/>											
TOTALS	RPI 1-25	RPI 26-50		W-L RECORDS	RPI 51-100		RPI 101-150		RPI 150+		
9-5-0	0-0-0	0-1-0		OVERALL	0-4-0		0-0-0		9-0-0		
5-2-0	0-0-0	0-0-0		HOME	0-2-0		0-0-0		5-0-0		
4-3-0	0-0-0	0-1-0		AWAY	0-2-0		0-0-0		4-0-0		
0-0-0	0-0-0	0-0-0		NEUTRAL	0-0-0		0-0-0		0-0-0		
<hr/>											
5-4-0	0-0-0	0-1-0		NON-CONFERENCE	0-3-0		0-0-0		5-0-0		
3-2-0	0-0-0	0-0-0		HOME	0-2-0		0-0-0		3-0-0		
2-2-0	0-0-0	0-0-		AWAY	0-1-0		0-0-0		2-0-0		
0-0-0	0-0-0	0-0-0		NEUTRAL	0-0-0		0-0-0		0-0-0		
<hr/>											
4-1-0	0-0-0	0-0-0		CONFERENCE	0-1-0		0-0-0		4-0-0		
2-0-0	0-0-0	0-0-0		HOME	0-0-0		0-0-0		2-0-0		
2-1-0	0-0-0	0-0-0		AWAY	0-1-0		0-0-0		2-0-0		
0-0-0	0-0-0	0-0-0		NEUTRAL	0-0-0		0-0-0		0-0-0		
<hr/>											
RPI S	Opponent	Score	RPI S	Opponent	Score	RPI S	Opponent	Score	RPI S	Opponent	Score
			44 A	Boston U.	2 3	71 A	Missouri St.	0 1	196 A	DePaul	4 3
						72 H	Minnesota	0 1	210 H	Northwestern	2 1
						73 A	Western Mich.	0 1	244 H	Bowling Green	5 2
						80 H	Southeast Mo. St.	2 3	253 H	Drake	2 0
									256 A	UNI	2 0
									282 H	Northern Ill.	5 0
									284 H	Evansville	3 1
									292 A	Eastern Mich.	3 0
									297 A	Indiana St.	4 1
<hr/>											
			LAST 10 GAMES								
			297 A	Indiana St.	4 1	73 A	Western Mich.	0 1			
			284 H	Evansville	3 1	292 A	Eastern Mich.	3 0			
			256 A	UNI	2 0	210 H	Northwestern	2 1			
			71 A	Missouri St.	0 1	72 H	Minnesota	0 1			
			253 H	Drake	2 0	196 A	DePaul	4 3			

Non-Div. I Games:

Illinois St.

Average RPI Win: 184		WON-LOST	WINNING	LAST 10	STRENGTH OF		OPP. STRENGTH	TEAM	ADJ	CONF.	ADJ CONF.
Average RPI Loss: 129		RECORD	PCT. RANK	GAMES	SCHEDULE		OF SCHEDULE	RPI	RPI	RPI	RPI
DIV. I ONLY		7-7-1	.5	147	5-5-0		170	179	164	.48711	167
DIV. I NON-CONF.		5-5-1	.5	151	3-3-0		189	202	179	.47936	182
TOTALS		RPI 1-25	RPI 26-50		W-L RECORDS		RPI 51-100		RPI 101-150		RPI 150+
7-7-1		0-0-0	0-0-0		OVERALL		0-3-0		3-1-0		4-3-1
5-2-0		0-0-0	0-0-0		HOME		0-2-0		1-0-0		4-0-0
1-3-0		0-0-0	0-0-0		AWAY		0-1-0		1-0-0		0-2-0
1-2-1		0-0-0	0-0-0		NEUTRAL		0-0-0		1-1-0		0-1-1
5-5-1		0-0-0	0-0-0		NON-CONFERENCE		0-2-0		2-1-0		3-2-1
4-1-0		0-0-0	0-0-0		HOME		0-1-0		1-0-0		3-0-0
0-2-0		0-0-0	0-0-		AWAY		0-1-0		0-0-0		0-1-0
1-2-1		0-0-0	0-0-0		NEUTRAL		0-0-0		1-1-0		0-1-1
2-2-0		0-0-0	0-0-0		CONFERENCE		0-1-0		1-0-0		1-1-0
1-1-0		0-0-0	0-0-0		HOME		0-1-0		0-0-0		1-0-0
1-1-0		0-0-0	0-0-0		AWAY		0-0-0		1-0-0		0-1-0
0-0-0		0-0-0	0-0-0		NEUTRAL		0-0-0		0-0-0		0-0-0
RPI S	Opponent	Score	RPI S	Opponent	Score	RPI S	Opponent	Score	RPI S	Opponent	Score
						81 H	UC Davis	1 4	102 A	Cal Poly	2 1
						83 H	Michigan	0 1	109 N	North Texas	2 1
						91 A	New Mexico	1 2	125 N	Utah	1 2
									145 H	Mississippi St.	3 0
									153 A	UC Santa Barbara	0 2
									165 H	Pacific	1 0
									178 A	UNLV	0 3
									191 N	VCU	0 1
									199 H	Lamar	1 0
									213 N	Idaho	1 1
									264 H	San Jose St.	2 1
									301 H	Southern Utah	2 0
LAST 10 GAMES											
			153 A	UC Santa Barbara	0 2	91 A	New Mexico	1 2			
			102 A	Cal Poly	2 1	109 N	North Texas	2 1			
			165 H	Pacific	1 0	191 N	VCU	0 1			
			81 H	UC Davis	1 4	125 N	Utah	1 2			
			199 H	Lamar	1 0	301 H	Southern Utah	2 0			

Non-Div. I Games:

UC Riverside

Average RPI Win:	173	WON-LOST RECORD	WINNING PCT. RANK	LAST 10 GAMES	STRENGTH OF SCHEDULE	OPP. STRENGTH OF SCHEDULE	TEAM RPI	ADJ RPI	CONF. RPI	ADJ CONF. RPI		
DIV. I ONLY		6-7-4	.47059	171	2-4-2	197	59	168	.48704	168	8	8
DIV. I NON-CONF.		4-2-1	.64286	86	0-0-0	182	108	108	.52845	109	7	7
<hr/>												
TOTALS	RPI 1-25	RPI 26-50		W-L RECORDS		RPI 51-100		RPI 101-150		RPI 150+		
6-7-4	0-1-0	0-3-1		OVERALL		1-2-0		2-0-0		3-1-3		
5-4-2	0-0-0	0-2-1		HOME		0-1-0		2-0-0		3-1-1		
1-3-2	0-1-0	0-1-0		AWAY		1-1-0		0-0-0		0-0-2		
0-0-0	0-0-0	0-0-0		NEUTRAL		0-0-0		0-0-0		0-0-0		
<hr/>												
4-2-1	0-1-0	0-1-0		NON-CONFERENCE		0-0-0		2-0-0		2-0-1		
4-1-1	0-0-0	0-1-0		HOME		0-0-0		2-0-0		2-0-1		
0-1-0	0-1-0	0-0-		AWAY		0-0-0		0-0-0		0-0-0		
0-0-0	0-0-0	0-0-0		NEUTRAL		0-0-0		0-0-0		0-0-0		
<hr/>												
2-5-3	0-0-0	0-2-1		CONFERENCE		1-2-0		0-0-0		1-1-2		
1-3-1	0-0-0	0-1-1		HOME		0-1-0		0-0-0		1-1-0		
1-2-2	0-0-0	0-1-0		AWAY		1-1-0		0-0-0		0-0-2		
0-0-0	0-0-0	0-0-0		NEUTRAL		0-0-0		0-0-0		0-0-0		
<hr/>												
RPI S	Opponent	Score		RPI S	Opponent	Score		RPI S	Opponent	Score		
20 A	UCF	1	5	26 H	West Virginia	1	2	63 H	Connecticut	0	1	
				37 H	Notre Dame	1	1	84 A	Syracuse	0	1	
				41 A	Louisville	1	2	92 A	St. John's (NY)	3	2	
				43 H	Vanderbilt	0	1					
						</						

Non-Div. I Games:

South Fla.

Non-Div. I Games:

Tie, Loss, Non-Conf, S Site, H Home, A Away, N Neutral Page 169

Average RPI Win: 236		WON-LOST	WINNING	LAST 10	STRENGTH OF	OPP. STRENGTH	TEAM	ADJ	CONF.	ADJ CONF.		
Average RPI Loss: 116		RECORD	PCT. RANK	GAMES	SCHEDULE	OF SCHEDULE	RPI	RPI	RPI	RPI		
DIV. I ONLY		5-7-4	.4375	191	4-3-3	105	219	163	.48618	170	18	18
DIV. I NON-CONF.		2-4-2	.375	216	1-0-1	91	153	162	.49	161	19	19
<hr/>												
TOTALS		RPI 1-25	RPI 26-50		W-L RECORDS	RPI 51-100		RPI 101-150		RPI 150+		
5-7-4		0-0-0	0-1-0		OVERALL	0-2-1		0-1-0		5-3-3		
4-2-2		0-0-0	0-0-0		HOME	0-0-1		0-0-0		4-2-1		
1-5-2		0-0-0	0-1-0		AWAY	0-2-0		0-1-0		1-1-2		
0-0-0		0-0-0	0-0-0		NEUTRAL	0-0-0		0-0-0		0-0-0		
2-4-2		0-0-0	0-1-0		NON-CONFERENCE	0-2-0		0-0-0		2-1-2		
2-1-1		0-0-0	0-0-0		HOME	0-0-0		0-0-0		2-1-1		
0-3-1		0-0-0	0-0-		AWAY	0-2-0		0-0-0		0-0-1		
0-0-0		0-0-0	0-0-0		NEUTRAL	0-0-0		0-0-0		0-0-0		
3-3-2		0-0-0	0-0-0		CONFERENCE	0-0-1		0-1-0		3-2-1		
2-1-1		0-0-0	0-0-0		HOME	0-0-1		0-0-0		2-1-0		
1-2-1		0-0-0	0-0-0		AWAY	0-0-0		0-1-0		1-1-1		
0-0-0		0-0-0	0-0-0		NEUTRAL	0-0-0		0-0-0		0-0-0		
RPI	S	Opponent	Score	RPI	S	Opponent	Score	RPI	S	Opponent	Score	
				27	A	Virginia Tech	0 5	62	A	Harvard	1 2	
								65	A	Massachusetts	1 2	
								79	H	Samford	1 1	
										101	A Col. of Charleston	1 2
										171	H Furman	1 2
										185	A Davidson	0 1
										191	H VCU	0 0
										194	A Liberty	0 0
										200	H North Florida	2 3
										208	H Longwood	1 0
										211	H Wofford	2 1
										214	H High Point	2 0
										260	A Ga. Southern	0 0
										261	H Chattanooga	8 2
										285	A Citadel	2 1
<hr/>												
LAST 10 GAMES												
				211	H	Wofford	2 1	185	A	Davidson	0 1	
				171	H	Furman	1 2	261	H	Chattanooga	8 2	
				285	A	Citadel	2 1	79	H	Samford	1 1	
				101	A	Col. of Charleston	1 2	194	A	Liberty	0 0	
				260	A	Ga. Southern	0 0	214	H	High Point	2 0	

Non-Div. I Games:

Elon

Average RPI Win: 226		WON-LOST RECORD	WINNING PCT. RANK		LAST 10 GAMES		STRENGTH OF SCHEDULE		OPP. STRENGTH OF SCHEDULE		TEAM RPI	ADJ RPI		CONF. RPI	ADJ CONF. RPI
Average RPI Loss: 102			9-7-1	.55882 123	5-4-1	250	124	172	.4858 171	18	18				
DIV. I ONLY		5-4-0	.55556 136	1-1-0	278	93	187	.47443 187	19	19					
DIV. I NON-CONF.															
TOTALS		RPI 1-25		RPI 26-50		W-L RECORDS		RPI 51-100		RPI 101-150		RPI 150+			
9-7-1	0-0-0			0-2-0	OVERALL		0-2-0		1-1-0		8-2-1				
3-2-0	0-0-0			0-1-0	HOME		0-1-0		0-0-0		3-0-0				
4-5-1	0-0-0			0-1-0	AWAY		0-1-0		1-1-0		3-2-1				
2-0-0	0-0-0			0-0-0	NEUTRAL		0-0-0		0-0-0		2-0-0				
5-4-0	0-0-0			0-2-0	NON-CONFERENCE		0-0-0		1-1-0		4-1-0				
1-1-0	0-0-0			0-1-0	HOME		0-0-0		0-0-0		1-0-0				
2-3-0	0-0-0			0-0-	AWAY		0-0-0		1-1-0		1-1-0				
2-0-0	0-0-0			0-0-0	NEUTRAL		0-0-0		0-0-0		2-0-0				
4-3-1	0-0-0			0-0-0	CONFERENCE		0-2-0		0-0-0		4-1-1				
2-1-0	0-0-0			0-0-0	HOME		0-1-0		0-0-0		2-0-0				
2-2-1	0-0-0			0-0-0	AWAY		0-1-0		0-0-0		2-1-1				
0-0-0	0-0-0			0-0-0	NEUTRAL		0-0-0		0-0-0		0-0-0				
RPI S	Opponent	Score	RPI S	Opponent	Score	RPI S	Opponent	Score	RPI S	Opponent	Score				
			32 H	Georgia	1 3	66 A	UNC Greensboro	0 1	128 A	Clemson	3 2				
			43 A	Vanderbilt	0 1	79 H	Samford	1 2	132 A	Jacksonville	0 1				
									170 A	Elon	2 1				
									172 A	Western Caro.	0 1				
									185 H	Davidson	3 0				
									192 A	Fla. Atlantic	0 1				
									200 N	North Florida	2 1				
									209 A	Appalachian St.	0 0				
									239 A	Stetson	2 0				
									260 H	Ga. Southern	4 1				
									261 A	Chattanooga	4 3				
									286 N	UNC Wilmington	2 1				
									302 H	Presbyterian	3 0				
LAST 10 GAMES															
			66 A	UNC Greensboro	0 1	209 A	Appalachian St.	0 0							
			170 A	Elon	2 1	260 H	Ga. Southern	4 1							
			79 H	Samford	1 2	185 H	Davidson	3 0							
			261 A	Chattanooga	4 3	239 A	Stetson	2 0							
			172 A	Western Caro.	0 1	192 A	Fla. Atlantic	0 1							

Non-Div. I Games:

Furman

Average RPI Win:	236	WON-LOST	WINNING	LAST 10	STRENGTH OF	OPP. STRENGTH	TEAM	ADJ	CONF.	ADJ CONF.							
Average RPI Loss:	145	RECORD	PCT. RANK	GAMES	SCHEDULE	OF SCHEDULE	RPI	RPI	RPI	RPI							
DIV. I ONLY	8-7-1	.53125	137	4-5-0	180	249	166	.48577	172	18	18						
DIV. I NON-CONF.	5-2-1	.6875	68	1-0-0	196	208	110	.52708	110	19	19						
<hr/>																	
TOTALS	RPI 1-25	RPI 26-50		W-L RECORDS	RPI 51-100		RPI 101-150		RPI 150+								
8-7-1	0-0-0	0-0-0		OVERALL	0-3-0		0-1-0		8-3-1								
5-2-0	0-0-0	0-0-0		HOME	0-1-0		0-0-0		5-1-0								
2-4-1	0-0-0	0-0-0		AWAY	0-1-0		0-1-0		2-2-1								
1-1-0	0-0-0	0-0-0		NEUTRAL	0-1-0		0-0-0		1-0-0								
<hr/>																	
5-2-1	0-0-0	0-0-0		NON-CONFERENCE	0-2-0		0-0-0		5-0-1								
3-0-0	0-0-0	0-0-0		HOME	0-0-0		0-0-0		3-0-0								
1-1-1	0-0-0	0-0-		AWAY	0-1-0		0-0-0		1-0-1								
1-1-0	0-0-0	0-0-0		NEUTRAL	0-1-0		0-0-0		1-0-0								
<hr/>																	
3-5-0	0-0-0	0-0-0		CONFERENCE	0-1-0		0-1-0		3-3-0								
2-2-0	0-0-0	0-0-0		HOME	0-1-0		0-0-0		2-1-0								
1-3-0	0-0-0	0-0-0		AWAY	0-0-0		0-1-0		1-2-0								
0-0-0	0-0-0	0-0-0		NEUTRAL	0-0-0		0-0-0		0-0-0								
<hr/>																	
RPI S	Opponent	Score	RPI S	Opponent	Score	RPI S	Opponent	Score	RPI S	Opponent	Score						
						57 N	Richmond	1	4	101 A	Col. of Charleston	2	3				
						70 A	Western Ky.	0	1	171 H	Furman	1	0				
						79 H	Samford	0	1	179 A	Cincinnati	1	1				
										185 A	Davidson	0	1				
										193 H	Winthrop	4	0				
										200 H	North Florida	3	1				
										211 H	Wofford	2	1				
										249 N	Murray St.	2	1				
										260 A	Ga. Southern	0	2				
										261 H	Chattanooga	0	3				
										285 A	Citadel	2	1				
										286 A	UNC Wilmington	1	0				
										296 H	UNC Asheville	4	0				
						<hr/>											
						LAST 10 GAMES											
						79 H	Samford	0	1	211 H	Wofford	2	1				
						261 H	Chattanooga	0	3	101 A	Col. of Charleston	2	3				
						185 A	Davidson	0	1	285 A	Citadel	2	1				
						260 A	Ga. Southern	0	2	286 A	UNC Wilmington	1	0				
						171 H	Furman	1	0	57 N	Richmond	1	4				

Non-Div. I Games:

Western Caro.

Average RPI Win:		192	WON-LOST RECORD		WINNING PCT. RANK		LAST 10 GAMES		STRENGTH OF SCHEDULE		OPP. STRENGTH OF SCHEDULE		TEAM RPI		ADJ RPI		CONF. RPI		ADJ CONF. RPI					
Average RPI Loss:		96																						
DIV. I ONLY			4-8-1	.34615	243	3-5-1			81		138		173		.48564	173	12	11						
DIV. I NON-CONF.			3-5-1	.38889	209	2-2-1			34		119		111		.52699	111	12	12						
TOTALS		RPI 1-25		RPI 26-50			W-L RECORDS			RPI 51-100			RPI 101-150			RPI 150+								
4-8-1		0-1-0		0-1-0			OVERALL			0-2-0			2-2-1			2-2-0								
2-2-1		0-1-0		0-0-0			HOME			0-0-0			0-1-1			2-0-0								
2-6-0		0-0-0		0-1-0			AWAY			0-2-0			2-1-0			0-2-0								
0-0-0		0-0-0		0-0-0			NEUTRAL			0-0-0			0-0-0			0-0-0								
3-5-1		0-1-0		0-1-0			NON-CONFERENCE			0-2-0			2-1-1			1-0-0								
1-1-1		0-1-0		0-0-0			HOME			0-0-0			0-0-1			1-0-0								
2-4-0		0-0-0		0-0-			AWAY			0-2-0			2-1-0			0-0-0								
0-0-0		0-0-0		0-0-0			NEUTRAL			0-0-0			0-0-0			0-0-0								
1-3-0		0-0-0		0-0-0			CONFERENCE			0-0-0			0-1-0			1-2-0								
1-1-0		0-0-0		0-0-0			HOME			0-0-0			0-1-0			1-0-0								
0-2-0		0-0-0		0-0-0			AWAY			0-0-0			0-0-0			0-2-0								
0-0-0		0-0-0		0-0-0			NEUTRAL			0-0-0			0-0-0			0-0-0								
RPI	S	Opponent			Score		RPI	S	Opponent			Score		RPI	S	Opponent			Score					
21	H	La Salle			0 1		38	A	William & Mary			0 2		56	A	Long Beach St.			1 3					
														87	A	Cal St. Northridge			1 3					
																103 A Villanova			2 1					
																107 H Yale			0 2					
																115 A Seton Hall			1 2					
																123 H Lafayette			2 2					
																142 A Lehigh			1 0					
																160 A Brown			1 2					
																182 A Dartmouth			0 1					
																231 H Columbia			4 1					
																290 H Francis Marion			6 0					
LAST 10 GAMES																								
231 H Columbia							4 1		107 H Yale							0 2								
142 A Lehigh							1 0		123 H Lafayette							2 2								
290 H Francis Marion							6 0		21 H La Salle							0 1								
160 A Brown							1 2		38 A William & Mary							0 2								
182 A Dartmouth							0 1		103 A Villanova							2 1								

Non-Div. I Games:

Princeton

Average RPI Win:	180	WON-LOST RECORD	WINNING PCT. RANK	LAST 10 GAMES		STRENGTH OF SCHEDULE	OPP. STRENGTH OF SCHEDULE	TEAM RPI	ADJ RPI	CONF. RPI	ADJ CONF. RPI								
DIV. I ONLY		5-10-0	.33333	250	4-6-0	73	129	175	.48484	174	5	5							
DIV. I NON-CONF.		3-8-0	.27273	266	2-4-0	97	180	211	.45799	213	6	6							
<hr/>																			
TOTALS	RPI 1-25	RPI 26-50		W-L RECORDS		RPI 51-100		RPI 101-150		RPI 150+									
5-10-0	0-2-0	0-1-0		OVERALL		1-4-0		1-1-0		3-2-0									
2-3-0	0-1-0	0-0-0		HOME		1-1-0		0-0-0		1-1-0									
2-6-0	0-1-0	0-0-0		AWAY		0-3-0		0-1-0		2-1-0									
1-1-0	0-0-0	0-1-0		NEUTRAL		0-0-0		1-0-0		0-0-0									
<hr/>																			
3-8-0	0-1-0	0-1-0		NON-CONFERENCE		0-3-0		1-1-0		2-2-0									
1-3-0	0-1-0	0-0-0		HOME		0-1-0		0-0-0		1-1-0									
1-4-0	0-0-0	0-0-		AWAY		0-2-0		0-1-0		1-1-0									
1-1-0	0-0-0	0-1-0		NEUTRAL		0-0-0		1-0-0		0-0-0									
<hr/>																			
2-2-0	0-1-0	0-0-0		CONFERENCE		1-1-0		0-0-0		1-0-0									
1-0-0	0-0-0	0-0-0		HOME		1-0-0		0-0-0		0-0-0									
1-2-0	0-1-0	0-0-0		AWAY		0-1-0		0-0-0		1-0-0									
0-0-0	0-0-0	0-0-0		NEUTRAL		0-0-0		0-0-0		0-0-0									
<hr/>																			
RPI	S	Opponent	Score		RPI	S	Opponent	Score		RPI	S	Opponent	Score						
23	H	California	1	6	48	N	Denver	1	3	55	A	San Diego	0	3					
24	A	Santa Clara	0	5						68	A	Washington	2	4					
										81	H	UC Davis	0	2					
										82	H	Loyola Marymount	2	1					
										99	A	Fresno St.	0	3					
															110	A	Seattle	0	1
															134	N	Kent St.	4	1
															157	A	Gonzaga	1	0
															224	H	George Washington	1	2
															246	A	Sacramento St.	0	1
															250	H	Portland St.	2	0
															277	A	Nevada	2	0
<hr/>																			
LAST 10 GAMES																			
24 A Santa Clara					0	5	110 A Seattle					0	1						
157 A Gonzaga					1	0	23 H California					1	6						
55 A San Diego					0	3	250 H Portland St.					2	0						
82 H Loyola Marymount					2	1	277 A Nevada					2	0						
68 A Washington					2	4	246 A Sacramento St.					0	1						

Non-Div. I Games:

San Francisco

Average RPI Win: 241		WON-LOST	WINNING	LAST 10	STRENGTH OF		OPP. STRENGTH	TEAM	ADJ	CONF.	ADJ CONF.
Average RPI Loss: 91		RECORD	PCT. RANK	GAMES	SCHEDULE		OF SCHEDULE	RPI	RPI	RPI	RPI
DIV. I ONLY		6-7-1	.46429	181	4-5-1		165	143	174	.48431	175
DIV. I NON-CONF.		4-4-1	.5	151	2-2-1		247	149	206	.46603	203
TOTALS		RPI 1-25	RPI 26-50		W-L RECORDS		RPI 51-100		RPI 101-150		RPI 150+
6-7-1	0-1-0	0-1-0		OVERALL		0-2-0		1-2-0		5-1-1	
2-3-1	0-1-0	0-0-0		HOME		0-1-0		1-0-0		1-1-1	
4-2-0	0-0-0	0-0-0		AWAY		0-0-0		0-2-0		4-0-0	
0-2-0	0-0-0	0-1-0		NEUTRAL		0-1-0		0-0-0		0-0-0	
4-4-1	0-0-0	0-1-0		NON-CONFERENCE		0-2-0		0-1-0		4-0-1	
1-1-1	0-0-0	0-0-0		HOME		0-1-0		0-0-0		1-0-1	
3-1-0	0-0-0	0-0-		AWAY		0-0-0		0-1-0		3-0-0	
0-2-0	0-0-0	0-1-0		NEUTRAL		0-1-0		0-0-0		0-0-0	
2-3-0	0-1-0	0-0-0		CONFERENCE		0-0-0		1-1-0		1-1-0	
1-2-0	0-1-0	0-0-0		HOME		0-0-0		1-0-0		0-1-0	
1-1-0	0-0-0	0-0-0		AWAY		0-0-0		0-1-0		1-0-0	
0-0-0	0-0-0	0-0-0		NEUTRAL		0-0-0		0-0-0		0-0-0	
RPI S	Opponent	Score		RPI S	Opponent	Score		RPI S	Opponent	Score	
11 H	Milwaukee	1 4		41 N	Louisville	0 1		58 H	Oregon St.	1 2	
								80 N	Southeast Mo. St.	0 1	
						</					

Average RPI Win:	206	WON-LOST RECORD	WINNING PCT. RANK	LAST 10 GAMES	STRENGTH OF SCHEDULE	OPP. STRENGTH OF SCHEDULE	TEAM RPI	ADJ RPI	CONF. RPI	ADJ CONF. RPI						
DIV. I ONLY		4-5-5	.46429 181	3-3-3	118	248	165	.4839 176	19	19						
DIV. I NON-CONF.		3-2-2	.57143 127	2-0-0	132	214	125	.51465 127	20	20						
<hr/>																
TOTALS	RPI 1-25	RPI 26-50		W-L RECORDS	RPI 51-100		RPI 101-150		RPI 150+							
4-5-5	0-0-0	0-0-0		OVERALL	0-0-2		0-2-2		4-3-1							
3-2-1	0-0-0	0-0-0		HOME	0-0-0		0-1-1		3-1-0							
0-1-3	0-0-0	0-0-0		AWAY	0-0-1		0-0-1		0-1-1							
1-2-1	0-0-0	0-0-0		NEUTRAL	0-0-1		0-1-0		1-1-0							
<hr/>																
3-2-2	0-0-0	0-0-0		NON-CONFERENCE	0-0-2		0-1-0		3-1-0							
2-0-0	0-0-0	0-0-0		HOME	0-0-0		0-0-0		2-0-0							
0-0-1	0-0-0	0-0-		AWAY	0-0-1		0-0-0		0-0-0							
1-2-1	0-0-0	0-0-0		NEUTRAL	0-0-1		0-1-0		1-1-0							
<hr/>																
1-3-3	0-0-0	0-0-0		CONFERENCE	0-0-0		0-1-2		1-2-1							
1-2-1	0-0-0	0-0-0		HOME	0-0-0		0-1-1		1-1-0							
0-1-2	0-0-0	0-0-0		AWAY	0-0-0		0-0-1		0-1-1							
0-0-0	0-0-0	0-0-0		NEUTRAL	0-0-0		0-0-0		0-0-0							
<hr/>																
RPI S	Opponent	Score	RPI S	Opponent	Score	RPI S	Opponent	Score	RPI S	Opponent	Score					
						84 N	Syracuse	2 2	127 H	Saint Francis (PA)	1 1					
						94 A	Army	0 0	131 N	Marist	1 2					
									136 A	Sacred Heart	2 2					
									143 H	Long Island	0 1					
									159 N	Providence	2 1					
									190 A	Bryant	1 1					
									202 H	Wagner	1 0					
									221 H	Robert Morris	1 3					
									228 H	Siena	3 1					
									233 H	Albany (NY)	3 2					
									276 N	Holy Cross	0 2					
									283 A	Fairleigh Dickinson	0 2					
						<hr/>										
						LAST 10 GAMES										
143 H Long Island			0 1	190 A Bryant			1 1									
202 H Wagner			1 0	136 A Sacred Heart			2 2									
221 H Robert Morris			1 3	228 H Siena			3 1									
127 H Saint Francis (PA)			1 1	233 H Albany (NY)			3 2									
283 A Fairleigh Dickinson			0 2	84 N Syracuse			2 2									

Non-Div. I Games:

Central Conn. St.

Average RPI Win:	260	WON-LOST RECORD	WINNING PCT. RANK	LAST 10 GAMES	STRENGTH OF SCHEDULE	OPP. STRENGTH OF SCHEDULE	TEAM RPI	ADJ RPI	CONF. RPI	ADJ CONF. RPI	
DIV. I ONLY		6-5-4	.53333 130	5-2-2	214	188	180	.48225 177	10	10	
DIV. I NON-CONF.		5-3-2	.6 117	4-0-0	284	217	192	.4706 192	11	11	
<hr/>											
TOTALS	RPI 1-25	RPI 26-50		W-L RECORDS	RPI 51-100		RPI 101-150		RPI 150+		
6-5-4	0-1-0	0-0-0		OVERALL	0-2-0		1-1-1		5-1-3		
3-1-2	0-0-0	0-0-0		HOME	0-1-0		1-0-1		2-0-1		
3-4-2	0-1-0	0-0-0		AWAY	0-1-0		0-1-0		3-1-2		
0-0-0	0-0-0	0-0-0		NEUTRAL	0-0-0		0-0-0		0-0-0		
<hr/>											
5-3-2	0-0-0	0-0-0		NON-CONFERENCE	0-1-0		1-1-1		4-1-1		
2-0-1	0-0-0	0-0-0		HOME	0-0-0		1-0-1		1-0-0		
3-3-1	0-0-0	0-0-		AWAY	0-1-0		0-1-0		3-1-1		
0-0-0	0-0-0	0-0-0		NEUTRAL	0-0-0		0-0-0		0-0-0		
<hr/>											
1-2-2	0-1-0	0-0-0		CONFERENCE	0-1-0		0-0-0		1-0-2		
1-1-1	0-0-0	0-0-0		HOME	0-1-0		0-0-0		1-0-1		
0-1-1	0-1-0	0-0-0		AWAY	0-0-0		0-0-0		0-0-1		
0-0-0	0-0-0	0-0-0		NEUTRAL	0-0-0		0-0-0		0-0-0		
<hr/>											
RPI S	Opponent	Score	RPI S	Opponent	Score	RPI S	Opponent	Score	RPI S	Opponent	Score
21	A La Salle	0 3				57	H Richmond	1 2	103	A Villanova	1 2
						74	A Penn	0 2	113	H Delaware	1 1
									142	H Lehigh	3 0
									163	A Fordham	0 0
									169	A Drexel	1 1
									224	H George Washington	0 0
									247	H Temple	7 1
									270	A Binghamton	0 2
									275	A Mt. St. Mary's	1 0
									283	H Fairleigh Dickinson	4 0
									306	A NJIT	2 0
									309	A UMBC	2 1
<hr/>											
LAST 10 GAMES											
247 H Temple 7 1						306 A NJIT 2 0					
57 H Richmond 1 2						142 H Lehigh 3 0					
224 H George Washington 0 0						283 H Fairleigh Dickinson 4 0					
21 A La Salle 0 3						309 A UMBC 2 1					
163 A Fordham 0 0						74 A Penn 0 2					

Non-Div. I Games:

Saint Joseph's

UNLV

Average RPI Win: 183		WON-LOST RECORD		WINNING PCT. RANK		LAST 10 GAMES		STRENGTH OF SCHEDULE		OPP. STRENGTH OF SCHEDULE		TEAM RPI		ADJ RPI		CONF. RPI		ADJ CONF. RPI					
DIV. I ONLY		6-8-2		.4375		191		4-4-1		149		146		181		.48203		178		16		16	
DIV. I NON-CONF.		4-7-2		.38462		215		2-3-1		153		145		197		.46756		197		13		13	
TOTALS		RPI 1-25		RPI 26-50		W-L RECORDS		RPI 51-100		RPI 101-150		RPI 150+											
6-8-2		0-0-0		0-0-0		OVERALL		1-3-1		1-2-1		4-3-0											
5-2-0		0-0-0		0-0-0		HOME		1-0-0		1-1-0		3-1-0											
1-6-1		0-0-0		0-0-0		AWAY		0-3-1		0-1-0		1-2-0											
0-0-1		0-0-0		0-0-0		NEUTRAL		0-0-0		0-0-1		0-0-0											
4-7-2		0-0-0		0-0-0		NON-CONFERENCE		1-2-1		0-2-1		3-3-0											
3-2-0		0-0-0		0-0-0		HOME		1-0-0		0-1-0		2-1-0											
1-5-1		0-0-0		0-0-		AWAY		0-2-1		0-1-0		1-2-0											
0-0-1		0-0-0		0-0-0		NEUTRAL		0-0-0		0-0-1		0-0-0											
2-1-0		0-0-0		0-0-0		CONFERENCE		0-1-0		1-0-0		1-0-0											
2-0-0		0-0-0		0-0-0		HOME		0-0-0		1-0-0		1-0-0											
0-1-0		0-0-0		0-0-0		AWAY		0-1-0		0-0-0		0-0-0											
0-0-0		0-0-0		0-0-0		NEUTRAL		0-0-0		0-0-0		0-0-0											
RPI	S	Opponent		Score		RPI	S	Opponent		Score		RPI	S	Opponent		Score							
								56	A	Long Beach St.	1	4	110	H	Seattle	1	2						
								81	A	UC Davis	0	2	116	N	Detroit	0	0						
								82	H	Loyola Marymount	2	1	118	H	TCU	2	1						
								88	A	Cal St. Fullerton	1	1	124	A	Oregon	0	1						
								91	A	New Mexico	0	1	153	H	UC Santa Barbara	0	1						
													165	A	Pacific	0	2						
													167	H	UC Riverside	3	0						
													197	H	Hawaii	3	0						
													250	A	Portland St.	0	1						
													255	H	Boise St.	5	0						
													277	A	Nevada	2	1						
LAST 10 GAMES																							
						255	H	Boise St.	5	0	56	A	Long Beach St.	1	4								
						91	A	New Mexico	0	1	197	H	Hawaii	3	0								
						82	H	Loyola Marymount	2	1	110	H	Seattle	1	2								
						118	H	TCU	2	1	81	A	UC Davis	0	2								
						88	A	Cal St. Fullerton	1	1	165	A	Pacific	0	2								

Non-Div. I Games:

UNLV

Average RPI Win:	180	WON-LOST RECORD	WINNING PCT. RANK	LAST 10 GAMES	STRENGTH OF SCHEDULE	OPP. STRENGTH OF SCHEDULE	TEAM RPI	ADJ RPI	CONF. RPI	ADJ CONF. RPI	
DIV. I ONLY		6-8-4	.44444 188	1-6-2	186	78	184	.48168 179	8	8	
DIV. I NON-CONF.		4-2-2	.625 94	0-0-0	263	112	156	.49599 154	7	7	
<hr/>											
TOTALS	RPI 1-25	RPI 26-50		W-L RECORDS	RPI 51-100		RPI 101-150		RPI 150+		
6-8-4	0-1-0	0-3-0		OVERALL	0-1-1		2-2-0		4-1-3		
2-5-2	0-1-0	0-2-0		HOME	0-1-0		1-1-0		1-0-2		
3-3-1	0-0-0	0-1-0		AWAY	0-0-1		1-1-0		2-1-0		
1-0-1	0-0-0	0-0-0		NEUTRAL	0-0-0		0-0-0		1-0-1		
<hr/>											
4-2-2	0-0-0	0-1-0		NON-CONFERENCE	0-0-0		1-1-0		3-0-2		
1-2-1	0-0-0	0-1-0		HOME	0-0-0		0-1-0		1-0-1		
2-0-0	0-0-0	0-0-		AWAY	0-0-0		1-0-0		1-0-0		
1-0-1	0-0-0	0-0-0		NEUTRAL	0-0-0		0-0-0		1-0-1		
<hr/>											
2-6-2	0-1-0	0-2-0		CONFERENCE	0-1-1		1-1-0		1-1-1		
1-3-1	0-1-0	0-1-0		HOME	0-1-0		1-0-0		0-0-1		
1-3-1	0-0-0	0-1-0		AWAY	0-0-1		0-1-0		1-1-0		
0-0-0	0-0-0	0-0-0		NEUTRAL	0-0-0		0-0-0		0-0-0		
<hr/>											
RPI S	Opponent	Score	RPI S	Opponent	Score	RPI S	Opponent	Score	RPI S	Opponent	Score
17	H Marquette	0 4	37	H Notre Dame	1 4	63	A Connecticut	2 2	101	A Col. of Charleston	3 2
			42	A Georgetown	1 2	86	H Rutgers	0 1	102	H Cal Poly	1 2
			49	H Wisconsin	1 2				103	A Villanova	0 1
									115	H Seton Hall	3 0
									156	H Xavier	1 0
									159	A Providence	0 2
									168	H South Fla.	1 1
									172	H Western Caro.	1 1
									196	A DePaul	1 0
									210	A Northwestern	2 1
									263	N Loyola Chicago	0 0
									300	N Coastal Caro.	4 0
<hr/>											
			LAST 10 GAMES								
			86 H Rutgers 0 1			168 H South Fla. 1 1					
			115 H Seton Hall 3 0			63 A Connecticut 2 2					
			103 A Villanova 0 1			159 A Providence 0 2					
			42 A Georgetown 1 2			37 H Notre Dame 1 4					
			17 H Marquette 0 4			196 A DePaul 1 0					

Non-Div. I Games:

Cincinnati

Average RPI Win: 205		WON-LOST	WINNING	LAST 10	STRENGTH OF		OPP. STRENGTH	TEAM	ADJ		CONF.	ADJ CONF.	
Average RPI Loss: 94		RECORD	PCT. RANK	GAMES	SCHEDULE		OF SCHEDULE	RPI	RPI		RPI	RPI	
DIV. I ONLY		3-10-3	.28125	272	1-6-3		50	145	177	.48087	180	7	7
DIV. I NON-CONF.		2-5-1	.3125	248	0-1-1		54	212	170	.48263	177	8	8
TOTALS		RPI 1-25	RPI 26-50		W-L RECORDS		RPI 51-100		RPI 101-150		RPI 150+		
3-10-3		0-1-1	0-2-0		OVERALL		0-3-0		1-2-0		2-2-2		
1-2-3		0-1-1	0-0-0		HOME		0-0-0		0-0-0		1-1-2		
2-7-0		0-0-0	0-1-0		AWAY		0-3-0		1-2-0		1-1-0		
0-1-0		0-0-0	0-1-0		NEUTRAL		0-0-0		0-0-0		0-0-0		
2-5-1		0-0-0	0-2-0		NON-CONFERENCE		0-0-0		1-1-0		1-2-1		
0-1-1		0-0-0	0-0-0		HOME		0-0-0		0-0-0		0-1-1		
2-3-0		0-0-0	0-0-		AWAY		0-0-0		1-1-0		1-1-0		
0-1-0		0-0-0	0-1-0		NEUTRAL		0-0-0		0-0-0		0-0-0		
1-5-2		0-1-1	0-0-0		CONFERENCE		0-3-0		0-1-0		1-0-1		
1-1-2		0-1-1	0-0-0		HOME		0-0-0		0-0-0		1-0-1		
0-4-0		0-0-0	0-0-0		AWAY		0-3-0		0-1-0		0-0-0		
0-0-0		0-0-0	0-0-0		NEUTRAL		0-0-0		0-0-0		0-0-0		
RPI	S	Opponent	Score	RPI	S	Opponent	Score	RPI	S	Opponent	Score		
8	H	Memphis	0 1	26	A	West Virginia	0 3	64	A	Tulsa	0 3		
20	H	UCF	0 0	38	N	William & Mary	0 4	76	A	SMU	1 2		
								89	A	UTEP	0 1		
										108	A	Colorado Col.	0 1
										127	A	Saint Francis (PA)	3 2
										140	A	Ball St.	0 2
										164	H	UAB	1 1
										191	A	VCU	1 4
										203	H	Ohio	0 1
										217	A	Eastern Ky.	4 0
										229	H	Morehead St.	2 2
										271	H	Southern Miss.	2 0
LAST 10 GAMES													

Non-Div. I Games:

Marshall

Average RPI Win: 230		WON-LOST	WINNING	LAST 10	STRENGTH OF	OPP. STRENGTH	TEAM	ADJ	CONF.	ADJ CONF.		
Average RPI Loss: 171		RECORD	PCT. RANK	GAMES	SCHEDULE	OF SCHEDULE	RPI	RPI	RPI	RPI		
DIV. I ONLY		9-4-3	.65625	66	6-2-2	279	251	171	.48045	181	26	26
DIV. I NON-CONF.		7-2-2	.72727	53	4-0-1	301	239	173	.48365	174	25	25
<hr/>												
TOTALS		RPI 1-25	RPI 26-50		W-L RECORDS	RPI 51-100		RPI 101-150		RPI 150+		
9-4-3		0-1-0	0-0-0		OVERALL	0-0-0		1-1-0		8-2-3		
5-1-2		0-0-0	0-0-0		HOME	0-0-0		1-0-0		4-1-2		
4-3-1		0-1-0	0-0-0		AWAY	0-0-0		0-1-0		4-1-1		
0-0-0		0-0-0	0-0-0		NEUTRAL	0-0-0		0-0-0		0-0-0		
7-2-2		0-1-0	0-0-0		NON-CONFERENCE	0-0-0		0-0-0		7-1-2		
4-1-1		0-0-0	0-0-0		HOME	0-0-0		0-0-0		4-1-1		
3-1-1		0-1-0	0-0-		AWAY	0-0-0		0-0-0		3-0-1		
0-0-0		0-0-0	0-0-0		NEUTRAL	0-0-0		0-0-0		0-0-0		
2-2-1		0-0-0	0-0-0		CONFERENCE	0-0-0		1-1-0		1-1-1		
1-0-1		0-0-0	0-0-0		HOME	0-0-0		1-0-0		0-0-1		
1-2-0		0-0-0	0-0-0		AWAY	0-0-0		0-1-0		1-1-0		
0-0-0		0-0-0	0-0-0		NEUTRAL	0-0-0		0-0-0		0-0-0		
RPI S	Opponent	Score		RPI S	Opponent	Score		RPI S	Opponent	Score		
21 A	La Salle	0 4						131 H	Marist	5 1		
								141 A	Loyola Maryland	0 3		
								169 H	Drexel	2 0		
								190 A	Bryant	3 0		
								202 H	Wagner	5 0		
								215 A	Canisius	5 1		
								228 H	Siena	0 0		
								247 H	Temple	5 0		
								248 A	Niagara	0 2		
								275 H	Mt. St. Mary's	0 1		
								276 H	Holy Cross	1 1		
								283 A	Fairleigh Dickinson	0 0		
								293 A	Howard	3 2		
								306 A	NJIT	2 0		
								318 H	Delaware St.	4 3		
				LAST 10 GAMES								
				228 H	Siena	0 0		276 H	Holy Cross	1 1		
				131 H	Marist	5 1		318 H	Delaware St.	4 3		
				215 A	Canisius	5 1		169 H	Drexel	2 0		
				248 A	Niagara	0 2		247 H	Temple	5 0		
				141 A	Loyola Maryland	0 3		202 H	Wagner	5 0		

Non-Div. I Games:

Rider

Average RPI Win:		225	WON-LOST RECORD		WINNING PCT. RANK		LAST 10 GAMES		STRENGTH OF SCHEDULE		OPP. STRENGTH OF SCHEDULE		TEAM RPI		ADJ RPI		CONF. RPI		ADJ CONF. RPI	
DIV. I ONLY			3-9-0		.25 285		2-7-0		48		134		188		.47931 182		12		11	
DIV. I NON-CONF.			2-6-0		.25 268		1-4-0		64		79		183		.48032 180		12		12	
TOTALS		RPI 1-25		RPI 26-50		W-L RECORDS		RPI 51-100		RPI 101-150		RPI 150+								
3-9-0		0-2-0		0-0-0		OVERALL		0-4-0		0-2-0		3-1-0								
3-1-0		0-0-0		0-0-0		HOME		0-1-0		0-0-0		3-0-0								
0-8-0		0-2-0		0-0-0		AWAY		0-3-0		0-2-0		0-1-0								
0-0-0		0-0-0		0-0-0		NEUTRAL		0-0-0		0-0-0		0-0-0								
2-6-0		0-2-0		0-0-0		NON-CONFERENCE		0-3-0		0-1-0		2-0-0								
2-1-0		0-0-0		0-0-0		HOME		0-1-0		0-0-0		2-0-0								
0-5-0		0-2-0		0-0-		AWAY		0-2-0		0-1-0		0-0-0								
0-0-0		0-0-0		0-0-0		NEUTRAL		0-0-0		0-0-0		0-0-0								
1-3-0		0-0-0		0-0-0		CONFERENCE		0-1-0		0-1-0		1-1-0								
1-0-0		0-0-0		0-0-0		HOME		0-0-0		0-0-0		1-0-0								
0-3-0		0-0-0		0-0-0		AWAY		0-1-0		0-1-0		0-1-0								
0-0-0		0-0-0		0-0-0		NEUTRAL		0-0-0		0-0-0		0-0-0								
RPI	S	Opponent		Score		RPI	S	Opponent		Score		RPI	S	Opponent		Score				
18	A	Boston College		0	2			60	A	Texas		0	2	105	A	Colgate		1	2	
19	A	Texas A&M		0	3			65	H	Massachusetts		0	1	107	A	Yale		1	4	
								74	A	Penn		0	2	160	A	Brown		0	1	
								86	A	Rutgers		0	1	173	H	Princeton		1	0	
														238	H	Vermont		2	1	
														265	H	Maine		1	0	
LAST 10 GAMES																				
		74	A	Penn	0	2			105	A	Colgate	1	2							
		107	A	Yale	1	4			265	H	Maine	1	0							
		173	H	Princeton	1	0			18	A	Boston College	0	2							
		65	H	Massachusetts	0	1			86	A	Rutgers	0	1							
		160	A	Brown	0	1			238	H	Vermont	2	1							

Non-Div. I Games:

Dartmouth

Average RPI Win:	266	WON-LOST RECORD	WINNING PCT. RANK	LAST 10 GAMES	STRENGTH OF SCHEDULE	OPP. STRENGTH OF SCHEDULE	TEAM RPI	ADJ RPI	CONF. RPI	ADJ CONF. RPI			
DIV. I ONLY		8-6-1	.56667 111	7-2-1	233	241	182	.47882 183	31	31			
DIV. I NON-CONF.		5-6-1	.45833 185	4-2-1	185	221	194	.46566 204	31	31			
<hr/>													
TOTALS	RPI 1-25	RPI 26-50		W-L RECORDS	RPI 51-100		RPI 101-150		RPI 150+				
8-6-1	0-2-0	0-0-0		OVERALL	0-0-0		0-1-0		8-3-1				
4-3-1	0-1-0	0-0-0		HOME	0-0-0		0-0-0		4-2-1				
3-2-0	0-1-0	0-0-0		AWAY	0-0-0		0-1-0		3-0-0				
1-1-0	0-0-0	0-0-0		NEUTRAL	0-0-0		0-0-0		1-1-0				
<hr/>													
5-6-1	0-2-0	0-0-0		NON-CONFERENCE	0-0-0		0-1-0		5-3-1				
2-3-1	0-1-0	0-0-0		HOME	0-0-0		0-0-0		2-2-1				
2-2-0	0-1-0	0-0-		AWAY	0-0-0		0-1-0		2-0-0				
1-1-0	0-0-0	0-0-0		NEUTRAL	0-0-0		0-0-0		1-1-0				
<hr/>													
3-0-0	0-0-0	0-0-0		CONFERENCE	0-0-0		0-0-0		3-0-0				
2-0-0	0-0-0	0-0-0		HOME	0-0-0		0-0-0		2-0-0				
1-0-0	0-0-0	0-0-0		AWAY	0-0-0		0-0-0		1-0-0				
0-0-0	0-0-0	0-0-0		NEUTRAL	0-0-0		0-0-0		0-0-0				
<hr/>													
RPI S	Opponent	Score	RPI S	Opponent	Score	RPI S	Opponent	Score	RPI S	Opponent	Score		
12 H	Miami (FL)	1 4							125 A	Utah	0 3		
16 A	Baylor	1 2							158 H	Wyoming	0 2		
									163 N	Fordham	2 4		
									213 N	Idaho	1 0		
									235 H	Weber St.	0 1		
									250 H	Portland St.	4 2		
									251 H	Houston Baptist	3 1		
									266 A	Montana	2 1		
									266 H	Montana	3 2		
									287 A	North Dakota	3 2		
									293 H	Howard	2 1		
									301 H	Southern Utah	3 3		
									305 A	Idaho St.	5 1		
<hr/>													
LAST 10 GAMES													
251 H Houston Baptist					3	1	305 A Idaho St.					5	1
293 H Howard					2	1	16 A Baylor					1	2
301 H Southern Utah					3	3	163 N Fordham					2	4
287 A North Dakota					3	2	266 A Montana					2	1
266 H Montana					3	2	213 N Idaho					1	0

Non-Div. I Games:

Utah Valley

Average RPI Win:	219	WON-LOST RECORD	WINNING PCT. RANK	LAST 10 GAMES	STRENGTH OF SCHEDULE	OPP. STRENGTH OF SCHEDULE	TEAM RPI	ADJ RPI	CONF. RPI	ADJ CONF. RPI								
DIV. I ONLY		8-7-0	.53333	130	5-5-0	206	220	183	.47854	184	14	14						
DIV. I NON-CONF.		5-2-0	.71429	62	2-0-0	306	216	182	.47867	183	15	15						

TOTALS	RPI 1-25	RPI 26-50		W-L RECORDS		RPI 51-100		RPI 101-150		RPI 150+								
8-7-0	0-0-0	0-0-0		OVERALL		0-2-0		1-2-0		7-3-0								
4-2-0	0-0-0	0-0-0		HOME		0-1-0		0-1-0		4-0-0								
4-5-0	0-0-0	0-0-0		AWAY		0-1-0		1-1-0		3-3-0								
0-0-0	0-0-0	0-0-0		NEUTRAL		0-0-0		0-0-0		0-0-0								
5-2-0	0-0-0	0-0-0		NON-CONFERENCE		0-0-0		0-0-0		5-2-0								
4-0-0	0-0-0	0-0-0		HOME		0-0-0		0-0-0		4-0-0								
1-2-0	0-0-0	0-0-		AWAY		0-0-0		0-0-0		1-2-0								
0-0-0	0-0-0	0-0-0		NEUTRAL		0-0-0		0-0-0		0-0-0								
3-5-0	0-0-0	0-0-0		CONFERENCE		0-2-0		1-2-0		2-1-0								
0-2-0	0-0-0	0-0-0		HOME		0-1-0		0-1-0		0-0-0								
3-3-0	0-0-0	0-0-0		AWAY		0-1-0		1-1-0		2-1-0								
0-0-0	0-0-0	0-0-0		NEUTRAL		0-0-0		0-0-0		0-0-0								

RPI S	Opponent	Score	RPI S	Opponent	Score	RPI S	Opponent	Score	RPI S	Opponent	Score							
						54 A	Central Mich.	0 1	133 A	Buffalo	0 1							
						95 H	Toledo	0 3	134 A	Kent St.	2 1							
									140 H	Ball St.	1 2							
									154 A	Akron	3 0							
									156 A	Xavier	1 2							
									162 H	UT Martin	2 1							
									203 A	Ohio	2 1							
									217 A	Eastern Ky.	1 2							
									229 H	Morehead St.	4 0							
									284 A	Evansville	4 3							
									291 H	IUPUI	4 0							
									292 A	Eastern Mich.	1 2							
									297 H	Indiana St.	2 1							

Non-Div. I Games:

Miami (OH)

Average RPI Win:	224	WON-LOST RECORD	WINNING PCT. RANK	LAST 10 GAMES	STRENGTH OF SCHEDULE	OPP. STRENGTH OF SCHEDULE	TEAM RPI	ADJ RPI	CONF. RPI	ADJ CONF. RPI		
DIV. I ONLY		7-7-2	.5	147	5-4-1	208	156	186	.47806	185	18	18
DIV. I NON-CONF.		2-4-2	.375	216	0-1-1	251	135	247	.43281	243	19	19
<hr/>												
TOTALS	RPI 1-25	RPI 26-50		W-L RECORDS		RPI 51-100		RPI 101-150		RPI 150+		
7-7-2	0-0-0	0-0-0		OVERALL		0-3-0		0-2-1		7-2-1		
5-4-2	0-0-0	0-0-0		HOME		0-3-0		0-0-1		5-1-1		
2-3-0	0-0-0	0-0-0		AWAY		0-0-0		0-2-0		2-1-0		
0-0-0	0-0-0	0-0-0		NEUTRAL		0-0-0		0-0-0		0-0-0		
<hr/>												
2-4-2	0-0-0	0-0-0		NON-CONFERENCE		0-2-0		0-1-1		2-1-1		
1-3-2	0-0-0	0-0-0		HOME		0-2-0		0-0-1		1-1-1		
1-1-0	0-0-0	0-0-		AWAY		0-0-0		0-1-0		1-0-0		
0-0-0	0-0-0	0-0-0		NEUTRAL		0-0-0		0-0-0		0-0-0		
<hr/>												
5-3-0	0-0-0	0-0-0		CONFERENCE		0-1-0		0-1-0		5-1-0		
4-1-0	0-0-0	0-0-0		HOME		0-1-0		0-0-0		4-0-0		
1-2-0	0-0-0	0-0-0		AWAY		0-0-0		0-1-0		1-1-0		
0-0-0	0-0-0	0-0-0		NEUTRAL		0-0-0		0-0-0		0-0-0		
<hr/>												
RPI S	Opponent	Score	RPI S	Opponent	Score	RPI S	Opponent	Score	RPI S	Opponent	Score	
						61 H	Fla. Gulf Coast	1 2	101 A	Col. of Charleston	2 3	
						66 H	UNC Greensboro	0 1	119 A	Navy	0 1	
						85 H	East Carolina	1 2	138 H	Charlotte	1 1	
									159 H	Providence	2 2	
									170 H	Elon	1 0	
									171 A	Furman	0 3	
									172 H	Western Caro.	1 0	
									209 H	Appalachian St.	3 0	
									211 A	Wofford	3 1	
									224 A	George Washington	4 2	
						285 H	Citadel	2 1				
						286 H	UNC Wilmington	1 2				
						296 H	UNC Asheville	8 1				
						LAST 10 GAMES						
						285 H	Citadel	2 1	170 H	Elon	1 0	
						101 A	Col. of Charleston	2 3	211 A	Wofford	3 1	
						172 H	Western Caro.	1 0	171 A	Furman	0 3	
						209 H	Appalachian St.	3 0	138 H	Charlotte	1 1	
						66 H	UNC Greensboro	0 1	119 A	Navy	0 1	

Non-Div. I Games:

Davidson

Average RPI Win: 218		WON-LOST	WINNING	LAST 10	STRENGTH OF		OPP. STRENGTH	TEAM	ADJ		CONF.	ADJ CONF.		
Average RPI Loss: 182		RECORD	PCT. RANK	GAMES	SCHEDULE		OF SCHEDULE	RPI	RPI		RPI	RPI		
DIV. I ONLY		7-6-1	.53571	125	3-4-1		199	253	179	.47707	186	15	15	
DIV. I NON-CONF.		6-3-0	.66667	77	2-1-0		228	260	144	.50452	145	16	16	
TOTALS		RPI 1-25	RPI 26-50		W-L RECORDS		RPI 51-100		RPI 101-150		RPI 150+			
7-6-1		0-1-0	0-0-0		OVERALL		0-0-0		0-1-0		7-4-1			
3-2-1		0-1-0	0-0-0		HOME		0-0-0		0-0-0		3-1-1			
4-4-0		0-0-0	0-0-0		AWAY		0-0-0		0-1-0		4-3-0			
0-0-0		0-0-0	0-0-0		NEUTRAL		0-0-0		0-0-0		0-0-0			
6-3-0		0-0-0	0-0-0		NON-CONFERENCE		0-0-0		0-1-0		6-2-0			
3-1-0		0-0-0	0-0-0		HOME		0-0-0		0-0-0		3-1-0			
3-2-0		0-0-0	0-0-		AWAY		0-0-0		0-1-0		3-1-0			
0-0-0		0-0-0	0-0-0		NEUTRAL		0-0-0		0-0-0		0-0-0			
1-3-1		0-1-0	0-0-0		CONFERENCE		0-0-0		0-0-0		1-2-1			
0-1-1		0-1-0	0-0-0		HOME		0-0-0		0-0-0		0-0-1			
1-2-0		0-0-0	0-0-0		AWAY		0-0-0		0-0-0		1-2-0			
0-0-0		0-0-0	0-0-0		NEUTRAL		0-0-0		0-0-0		0-0-0			
RPI	S	Opponent	Score		RPI	S	Opponent	Score		RPI	S	Opponent	Score	
11	H	Milwaukee	0 4							134	A	Kent St.	2	3
										158	A	Wyoming	2	1
										175	A	Butler	1	0
										203	H	Ohio	3	0
										205	H	Duquesne	2	1
										208	A	Longwood	0	1
										221	A	Robert Morris	3	2
										227	A	Valparaiso	0	1
										244	H	Bowling Green	0	1
										263	H	Loyola Chicago	1	1
										269	A	Green Bay	1	2
										272	A	Air Force	2	0
										291	H	IUPUI	3	2
LAST 10 GAMES														
208	A	Longwood	0	1	291	H	IUPUI	3	2					
227	A	Valparaiso	0	1	11	H	Milwaukee	0	4					
175	A	Butler	1	0	272	A	Air Force	2	0					
263	H	Loyola Chicago	1	1	158	A	Wyoming	2	1					
269	A	Green Bay	1	2	203	H	Ohio	3	0					

Non-Div. I Games: Notre Dame (OH) 1 0

Cleveland St.

Average RPI Win:	261	WON-LOST	WINNING	LAST 10	STRENGTH OF	OPP. STRENGTH	TEAM	ADJ	CONF.	ADJ CONF.			
Average RPI Loss:	72	RECORD	PCT. RANK	GAMES	SCHEDULE	OF SCHEDULE	RPI	RPI	RPI	RPI			
DIV. I ONLY		9-5-2	.625	84	7-1-2	308	137	193	.47557	187	28	28	
DIV. I NON-CONF.		4-5-1	.45	189	2-1-1	256	99	217	.45593	215	27	27	
<hr/>													
TOTALS	RPI 1-25	RPI 26-50		W-L RECORDS		RPI 51-100		RPI 101-150		RPI 150+			
9-5-2	0-0-0	0-1-0		OVERALL		0-3-0		1-1-0		8-0-2			
5-1-1	0-0-0	0-0-0		HOME		0-0-0		1-1-0		4-0-1			
4-3-1	0-0-0	0-1-0		AWAY		0-2-0		0-0-0		4-0-1			
0-1-0	0-0-0	0-0-0		NEUTRAL		0-1-0		0-0-0		0-0-0			
<hr/>													
4-5-1	0-0-0	0-1-0		NON-CONFERENCE		0-3-0		0-1-0		4-0-1			
2-1-0	0-0-0	0-0-0		HOME		0-0-0		0-1-0		2-0-0			
2-3-1	0-0-0	0-0-		AWAY		0-2-0		0-0-0		2-0-1			
0-1-0	0-0-0	0-0-0		NEUTRAL		0-1-0		0-0-0		0-0-0			
<hr/>													
5-0-1	0-0-0	0-0-0		CONFERENCE		0-0-0		1-0-0		4-0-1			
3-0-1	0-0-0	0-0-0		HOME		0-0-0		1-0-0		2-0-1			
2-0-0	0-0-0	0-0-0		AWAY		0-0-0		0-0-0		2-0-0			
0-0-0	0-0-0	0-0-0		NEUTRAL		0-0-0		0-0-0		0-0-0			
<hr/>													
RPI S	Opponent	Score	RPI S	Opponent	Score	RPI S	Opponent	Score	RPI S	Opponent	Score		
			29 A	Kansas	1 2	72 A	Minnesota	0 5	111 H	Creighton	0 1		
						73 N	Western Mich.	0 2	148 H	Oral Roberts	2 0		
						75 A	Iowa St.	0 1	234 H	Oakland	0 0		
									236 A	Western Ill.	1 0		
									253 A	Drake	1 0		
									256 A	UNI	2 2		
									269 H	Green Bay	1 0		
									278 H	IPFW	3 0		
									282 A	Northern Ill.	3 0		
									287 H	North Dakota	5 1		
									291 A	IUPUI	1 0		
									301 H	Southern Utah	2 0		
<hr/>													
LAST 10 GAMES													
278 H IPFW					3	0	148 H Oral Roberts					2	0
234 H Oakland					0	0	256 A UNI					2	2
291 A IUPUI					1	0	75 A Iowa St.					0	1
236 A Western Ill.					1	0	287 H North Dakota					5	1
301 H Southern Utah					2	0	269 H Green Bay					1	0

Non-Div. I Games:

South Dakota St.

[illegible]

Non-Div. I Games:

Fairfield

Average RPI Win: 254		WON-LOST	WINNING	LAST 10	STRENGTH OF		OPP. STRENGTH	TEAM	ADJ		CONF.	ADJ CONF.						
Average RPI Loss: 177		RECORD	PCT. RANK	GAMES	SCHEDULE		OF SCHEDULE	RPI	RPI		RPI	RPI						
DIV. I ONLY		7-5-4	.5625	118	4-4-2		210	291	185	.47445	189	20	20					
DIV. I NON-CONF.		6-2-4	.66667	77	3-1-2		200	303	143	.50398	146	18	18					
<hr/>																		
TOTALS		RPI 1-25		RPI 26-50		W-L RECORDS		RPI 51-100		RPI 101-150		RPI 150+						
7-5-4		0-0-0		0-0-1		OVERALL		0-1-0		1-1-0		6-3-3						
4-1-1		0-0-0		0-0-1		HOME		0-0-0		1-0-0		3-1-0						
3-4-2		0-0-0		0-0-0		AWAY		0-1-0		0-1-0		3-2-2						
0-0-1		0-0-0		0-0-0		NEUTRAL		0-0-0		0-0-0		0-0-1						
6-2-4		0-0-0		0-0-1		NON-CONFERENCE		0-0-0		1-1-0		5-1-3						
3-0-1		0-0-0		0-0-1		HOME		0-0-0		1-0-0		2-0-0						
3-2-2		0-0-0		0-0-		AWAY		0-0-0		0-1-0		3-1-2						
0-0-1		0-0-0		0-0-0		NEUTRAL		0-0-0		0-0-0		0-0-1						
1-3-0		0-0-0		0-0-0		CONFERENCE		0-1-0		0-0-0		1-2-0						
1-1-0		0-0-0		0-0-0		HOME		0-0-0		0-0-0		1-1-0						
0-2-0		0-0-0		0-0-0		AWAY		0-1-0		0-0-0		0-1-0						
0-0-0		0-0-0		0-0-0		NEUTRAL		0-0-0		0-0-0		0-0-0						
RPI	S	Opponent		Score		RPI	S	Opponent		Score		RPI	S	Opponent		Score		
				45	H	Stephen F. Austin	1	1	69	A	Utah St.	1	3	114	A	Texas St.	0	1
														150	H	South Ala.	4	0
														212	A	McNeese St.	1	2
														213	H	Idaho	0	1
														219	H	New Mexico St.	1	0
														230	A	Sam Houston St.	0	0
														241	H	Troy	1	0
														245	H	Southeastern La.	2	1
														271	A	Southern Miss.	0	0
														277	A	Nevada	2	3
														281	N	Tennessee Tech	0	0
														299	A	Jackson St.	1	0
														304	A	Jacksonville St.	1	0
														321	A	Prairie View	4	0
<hr/>																		
LAST 10 GAMES																		
				213	H	Idaho	0	1	321	A	Prairie View	4	0					
				69	A	Utah St.	1	3	230	A	Sam Houston St.	0	0					
				277	A	Nevada	2	3	114	A	Texas St.	0	1					
				219	H	New Mexico St.	1	0	299	A	Jackson St.	1	0					
				245	H	Southeastern La.	2	1	45	H	Stephen F. Austin	1	1					

Non-Div. I Games: LSU-Shreveport 7 0

Louisiana Tech

Average RPI Win: 216		WON-LOST	WINNING	LAST 10	STRENGTH OF		OPP. STRENGTH	TEAM	ADJ	CONF.	ADJ CONF.
Average RPI Loss: 159		RECORD	PCT. RANK	GAMES	SCHEDULE		OF SCHEDULE	RPI	RPI	RPI	RPI
DIV. I ONLY		6-6-3	.5	147	3-4-2		203	192	187	.47363	190
DIV. I NON-CONF.		4-3-2	.55556	136	1-1-1		248	188	184	.47558	185
TOTALS		RPI 1-25	RPI 26-50		W-L RECORDS		RPI 51-100		RPI 101-150		RPI 150+
6-6-3	0-0-0	0-0-0		OVERALL		1-1-0		0-3-0		5-2-3	
2-3-2	0-0-0	0-0-0		HOME		0-1-0		0-1-0		2-1-2	
4-3-1	0-0-0	0-0-0		AWAY		1-0-0		0-2-0		3-1-1	
0-0-0	0-0-0	0-0-0		NEUTRAL		0-0-0		0-0-0		0-0-0	
4-3-2	0-0-0	0-0-0		NON-CONFERENCE		1-0-0		0-1-0		3-2-2	
1-1-1	0-0-0	0-0-0		HOME		0-0-0		0-0-0		1-1-1	
3-2-1	0-0-0	0-0-		AWAY		1-0-0		0-1-0		2-1-1	
0-0-0	0-0-0	0-0-0		NEUTRAL		0-0-0		0-0-0		0-0-0	
2-3-1	0-0-0	0-0-0		CONFERENCE		0-1-0		0-2-0		2-0-1	
1-2-1	0-0-0	0-0-0		HOME		0-1-0		0-1-0		1-0-1	
1-1-0	0-0-0	0-0-0		AWAY		0-0-0		0-1-0		1-0-0	
0-0-0	0-0-0	0-0-0		NEUTRAL		0-0-0		0-0-0		0-0-0	
RPI S	Opponent	Score	RPI S	Opponent	Score	RPI S	Opponent	Score	RPI S	Opponent	Score
						65 A	Massachusetts	4 1	119 A	Navy	2 5
						100 H	Monmouth	0 2	136 H	Sacred Heart	0 2
									143 A	Long Island	1 4
									159 A	Providence	2 2
									176 H	Central Conn. St.	1 1
									181 H	Rider	0 3
									202 H	Wagner	2 0
									224 A	George Washington	1 0
									233 A	Albany (NY)	2 1
									237 H	New Hampshire	0 0
									276 A	Holy Cross	0 1
									283 A	Fairleigh Dickinson	3 0
									289 H	Manhattan	1 0
LAST 10 GAMES											
						283 A	Fairleigh Dickinson	3 0	100 H	Monmouth	0 2
						136 H	Sacred Heart	0 2	202 H	Wagner	2 0
						143 A	Long Island	1 4	237 H	New Hampshire	0 0
						233 A	Albany (NY)	2 1	276 A	Holy Cross	0 1
						176 H	Central Conn. St.	1 1	224 A	George Washington	1 0

Non-Div. I Games:

Bryant

Average RPI Win: 208		WON-LOST	WINNING	LAST 10	STRENGTH OF		OPP. STRENGTH	TEAM	ADJ		CONF.	ADJ CONF.			
Average RPI Loss: 101		RECORD	PCT. RANK	GAMES	SCHEDULE		OF SCHEDULE	RPI	RPI		RPI	RPI			
DIV. I ONLY		5-7-4	.4375	191	4-2-3		202	89	194		.47322	191			
DIV. I NON-CONF.		2-5-1	.3125	248	1-0-0		163	54	215		.45679	214			
TOTALS		RPI 1-25	RPI 26-50		W-L RECORDS		RPI 51-100		RPI 101-150		RPI 150+				
5-7-4		0-0-0	0-2-0		OVERALL		0-2-0		0-2-2		5-1-2				
3-1-1		0-0-0	0-0-0		HOME		0-0-0		0-0-1		3-1-0				
1-4-3		0-0-0	0-1-0		AWAY		0-2-0		0-1-1		1-0-2				
1-2-0		0-0-0	0-1-0		NEUTRAL		0-0-0		0-1-0		1-0-0				
2-5-1		0-0-0	0-2-0		NON-CONFERENCE		0-1-0		0-1-0		2-1-1				
1-1-0		0-0-0	0-0-0		HOME		0-0-0		0-0-0		1-1-0				
0-2-1		0-0-0	0-0-		AWAY		0-1-0		0-0-0		0-0-1				
1-2-0		0-0-0	0-1-0		NEUTRAL		0-0-0		0-1-0		1-0-0				
3-2-3		0-0-0	0-0-0		CONFERENCE		0-1-0		0-1-2		3-0-1				
2-0-1		0-0-0	0-0-0		HOME		0-0-0		0-0-1		2-0-0				
1-2-2		0-0-0	0-0-0		AWAY		0-1-0		0-1-1		1-0-1				
0-0-0		0-0-0	0-0-0		NEUTRAL		0-0-0		0-0-0		0-0-0				
RPI	S	Opponent	Score	RPI	S	Opponent	Score	RPI	S	Opponent	Score	RPI	S	Opponent	Score
36	A	North Carolina St.	0 1	93	A	Northeastern	1 2	103	N	Villanova	2 3				
42	N	Georgetown	0 1	96	A	St. Mary's (CA)	0 1	106	H	George Mason	0 0				
								113	A	Delaware	1 1				
								129	A	Hofstra	0 1				
								167	N	UC Riverside	1 0				
								169	A	Drexel	0 0				
								170	A	Elon	0 0				
								180	H	Marshall	4 1				
								201	H	Georgia St.	1 0				
								204	A	Towson	4 0				
								209	H	Appalachian St.	1 2				
								286	H	UNC Wilmington	1 0				
LAST 10 GAMES															
169	A	Drexel	0 0	106	H	George Mason	0 0								
113	A	Delaware	1 1	129	A	Hofstra	0 1								
201	H	Georgia St.	1 0	93	A	Northeastern	1 2								
286	H	UNC Wilmington	1 0	167	N	UC Riverside	1 0								
204	A	Towson	4 0	96	A	St. Mary's (CA)	0 1								

Non-Div. I Games:

VCU

Average RPI Win:	214	WON-LOST	WINNING	LAST 10	STRENGTH OF	OPP. STRENGTH	TEAM	ADJ	CONF.	ADJ CONF.			
Average RPI Loss:	134	RECORD	PCT. RANK	GAMES	SCHEDULE	OF SCHEDULE	RPI	RPI	RPI	RPI			
DIV. I ONLY		4-9-1	.32143	257	2-6-1	67	239	192	.47119	192	13	13	
DIV. I NON-CONF.		3-3-0	.5	151	1-0-0	113	264	152	.49728	151	14	14	
<hr/>													
TOTALS	RPI 1-25	RPI 26-50		W-L RECORDS		RPI 51-100		RPI 101-150		RPI 150+			
4-9-1	0-0-0	0-1-0		OVERALL		0-1-0		0-4-1		4-3-0			
4-3-1	0-0-0	0-1-0		HOME		0-0-0		0-1-1		4-1-0			
0-4-0	0-0-0	0-0-0		AWAY		0-1-0		0-2-0		0-1-0			
0-2-0	0-0-0	0-0-0		NEUTRAL		0-0-0		0-1-0		0-1-0			
3-3-0	0-0-0	0-0-0		NON-CONFERENCE		0-0-0		0-1-0		3-2-0			
3-1-0	0-0-0	0-0-0		HOME		0-0-0		0-0-0		3-1-0			
0-0-0	0-0-0	0-0-		AWAY		0-0-0		0-0-0		0-0-0			
0-2-0	0-0-0	0-0-0		NEUTRAL		0-0-0		0-1-0		0-1-0			
1-6-1	0-0-0	0-1-0		CONFERENCE		0-1-0		0-3-1		1-1-0			
1-2-1	0-0-0	0-1-0		HOME		0-0-0		0-1-1		1-0-0			
0-4-0	0-0-0	0-0-0		AWAY		0-1-0		0-2-0		0-1-0			
0-0-0	0-0-0	0-0-0		NEUTRAL		0-0-0		0-0-0		0-0-0			
<hr/>													
RPI	S	Opponent	Score	RPI	S	Opponent	Score	RPI	S	Opponent	Score		
				48	H	Denver	0	3	70	A	Western Ky.	0	3
								109	H	North Texas	0	2	
								126	A	Middle Tenn.	1	2	
								132	N	Jacksonville	0	2	
								147	A	UALR	1	4	
								150	H	South Ala.	1	1	
								154	N	Akron	0	4	
								171	H	Furman	1	0	
								198	H	Mercer	0	3	
								206	H	UMKC	4	0	
								223	A	Arkansas St.	0	3	
								239	H	Stetson	2	0	
								241	H	Troy	2	1	
				<hr/>									
LAST 10 GAMES													
109 H North Texas				0	2	150 H South Ala.				1	1		
48 H Denver				0	3	147 A UALR				1	4		
70 A Western Ky.				0	3	223 A Arkansas St.				0	3		
126 A Middle Tenn.				1	2	171 H Furman				1	0		
241 H Troy				2	1	154 N Akron				0	4		

Non-Div. I Games: Lynn 2 1

Fla. Atlantic

Average RPI Win:	250	WON-LOST	WINNING	LAST 10	STRENGTH OF	OPP. STRENGTH	TEAM	ADJ	CONF.	ADJ CONF.				
Average RPI Loss:	188	RECORD	PCT. RANK	GAMES	SCHEDULE	OF SCHEDULE	RPI	RPI	RPI	RPI				
DIV. I ONLY		8-6-0	.57143	108	7-3-0	223	307	189	.47108	193	29	29		
DIV. I NON-CONF.		4-4-0	.5	151	3-1-0	270	297	234	.43821	234	30	29		
<hr/>														
TOTALS	RPI 1-25	RPI 26-50		W-L RECORDS		RPI 51-100		RPI 101-150		RPI 150+				
8-6-0	0-0-0	0-0-0		OVERALL		0-0-0		1-3-0		7-3-0				
6-1-0	0-0-0	0-0-0		HOME		0-0-0		1-1-0		5-0-0				
2-5-0	0-0-0	0-0-0		AWAY		0-0-0		0-2-0		2-3-0				
0-0-0	0-0-0	0-0-0		NEUTRAL		0-0-0		0-0-0		0-0-0				
<hr/>														
4-4-0	0-0-0	0-0-0		NON-CONFERENCE		0-0-0		1-1-0		3-3-0				
4-0-0	0-0-0	0-0-0		HOME		0-0-0		1-0-0		3-0-0				
0-4-0	0-0-0	0-0-		AWAY		0-0-0		0-1-0		0-3-0				
0-0-0	0-0-0	0-0-0		NEUTRAL		0-0-0		0-0-0		0-0-0				
<hr/>														
4-2-0	0-0-0	0-0-0		CONFERENCE		0-0-0		0-2-0		4-0-0				
2-1-0	0-0-0	0-0-0		HOME		0-0-0		0-1-0		2-0-0				
2-1-0	0-0-0	0-0-0		AWAY		0-0-0		0-1-0		2-0-0				
0-0-0	0-0-0	0-0-0		NEUTRAL		0-0-0		0-0-0		0-0-0				
<hr/>														
RPI	S	Opponent	Score	RPI	S	Opponent	Score	RPI	S	Opponent	Score			
								101	A	Col. of Charleston	0	1		
								120	H	East Tenn. St.	2	1		
								135	A	Radford	0	1		
								144	H	Campbell	1	4		
								172	A	Western Caro.	0	4		
								194	H	Liberty	3	2		
								214	H	High Point	2	0		
								260	H	Ga. Southern	3	1		
								279	A	Gardner-Webb	7	2		
								285	A	Citadel	1	2		
								290	A	Francis Marion	1	2		
								303	H	South Carolina St.	4	2		
								315	H	S.C. Upstate	6	0		
								317	A	VMI	2	1		
								<hr/>						
				LAST 10 GAMES										
				135 A Radford				0	1	279 A Gardner-Webb			7	2
				317 A VMI				2	1	303 H South Carolina St.			4	2
				194 H Liberty				3	2	120 H East Tenn. St.			2	1
				214 H High Point				2	0	172 A Western Caro.			0	4
				144 H Campbell				1	4	315 H S.C. Upstate			6	0

Non-Div. I Games:

Winthrop

Average RPI Win:	260	WON-LOST RECORD	WINNING PCT. RANK	LAST 10 GAMES	STRENGTH OF SCHEDULE	OPP. STRENGTH OF SCHEDULE	TEAM RPI	ADJ RPI	CONF. RPI	ADJ CONF. RPI	
Average RPI Loss:	129										
DIV. I ONLY	5-6-3	.46429	181	4-4-2	172	215	190	.47051	194	29	29
DIV. I NON-CONF.	3-3-2	.5	151	2-1-1	125	140	145	.50521	144	30	29
<hr/>											
TOTALS	RPI 1-25	RPI 26-50		W-L RECORDS		RPI 51-100		RPI 101-150		RPI 150+	
5-6-3	0-1-0	0-0-0		OVERALL		0-1-0		0-1-0		5-3-3	
3-2-2	0-0-0	0-0-0		HOME		0-0-0		0-1-0		3-1-2	
2-4-1	0-1-0	0-0-0		AWAY		0-1-0		0-0-0		2-2-1	
0-0-0	0-0-0	0-0-0		NEUTRAL		0-0-0		0-0-0		0-0-0	
<hr/>											
3-3-2	0-1-0	0-0-0		NON-CONFERENCE		0-1-0		0-0-0		3-1-2	
1-1-2	0-0-0	0-0-0		HOME		0-0-0		0-0-0		1-1-2	
2-2-0	0-1-0	0-0-		AWAY		0-1-0		0-0-0		2-0-0	
0-0-0	0-0-0	0-0-0		NEUTRAL		0-0-0		0-0-0		0-0-0	
<hr/>											
2-3-1	0-0-0	0-0-0		CONFERENCE		0-0-0		0-1-0		2-2-1	
2-1-0	0-0-0	0-0-0		HOME		0-0-0		0-1-0		2-0-0	
0-2-1	0-0-0	0-0-0		AWAY		0-0-0		0-0-0		0-2-1	
0-0-0	0-0-0	0-0-0		NEUTRAL		0-0-0		0-0-0		0-0-0	
<hr/>											
RPI S	Opponent	Score		RPI S	Opponent	Score		RPI S	Opponent	Score	
7 A	Virginia	1	9					57 A	Richmond	0	1
								144 H	Campbell	1	2
								160 H	Brown	0	1
								170 H	Elon	0	0
								193 A	Winthrop	2	3
								208 H	Longwood	1	1
								214 A	High Point	0	1
								224 A	George Washington	2	1
								227 H	Valparaiso	3	1
								257 H	Charleston So.	3	1
								279 A	Gardner-Webb	0	0
293 A	Howard	2	1								
300 H	Coastal Caro.	1	0								
LAST 10 GAMES											
144 H Campbell				1	2	300 H Coastal Caro.				1	0
214 A High Point				0	1	293 A Howard				2	1
193 A Winthrop				2	3	224 A George Washington				2	1
279 A Gardner-Webb				0	0	170 H Elon				0	0
257 H Charleston So.				3	1	57 A Richmond				0	1

Non-Div. I Games:

Liberty

Average RPI Win: 165		WON-LOST RECORD		WINNING PCT. RANK		LAST 10 GAMES		STRENGTH OF SCHEDULE		OPP. STRENGTH OF SCHEDULE		TEAM RPI		ADJ RPI		CONF. RPI		ADJ CONF. RPI	
DIV. I ONLY		3-13-1		.20588 298		1-7-1		46		101		202		.47005 196		8		8	
DIV. I NON-CONF.		2-5-0		.28571 257		0-0-0		22		147		131		.51404 128		7		7	
TOTALS		RPI 1-25		RPI 26-50		W-L RECORDS		RPI 51-100		RPI 101-150		RPI 150+							
3-13-1		0-2-0		0-2-1		OVERALL		1-4-0		0-2-0		2-3-0							
2-6-0		0-0-0		0-1-0		HOME		1-2-0		0-1-0		1-2-0							
1-6-1		0-2-0		0-0-1		AWAY		0-2-0		0-1-0		1-1-0							
0-1-0		0-0-0		0-1-0		NEUTRAL		0-0-0		0-0-0		0-0-0							
2-5-0		0-1-0		0-1-0		NON-CONFERENCE		1-2-0		0-0-0		1-1-0							
1-2-0		0-0-0		0-0-0		HOME		1-1-0		0-0-0		0-1-0							
1-2-0		0-1-0		0-0-		AWAY		0-1-0		0-0-0		1-0-0							
0-1-0		0-0-0		0-1-0		NEUTRAL		0-0-0		0-0-0		0-0-0							
1-8-1		0-1-0		0-1-1		CONFERENCE		0-2-0		0-2-0		1-2-0							
1-4-0		0-0-0		0-1-0		HOME		0-1-0		0-1-0		1-1-0							
0-4-1		0-1-0		0-0-1		AWAY		0-1-0		0-1-0		0-1-0							
0-0-0		0-0-0		0-0-0		NEUTRAL		0-0-0		0-0-0		0-0-0							
RPI S	Opponent	Score		RPI S	Opponent	Score		RPI S	Opponent	Score		RPI S	Opponent	Score					
11 A	Milwaukee	0	1	41 A	Louisville	1	1	51 H	Iowa	0	3	103 H	Villanova	2	3				
17 A	Marquette	1	2	42 H	Georgetown	0	2	63 H	Connecticut	1	2	115 A	Seton Hall	1	3				
				47 N	Michigan St.	0	1	72 H	Minnesota	2	1	159 H	Providence	1	0				
								83 A	Michigan	1	3	166 H	Illinois St.	3	4				
								86 A	Rutgers	0	1	168 A	South Fla.	0	1				
												179 H	Cincinnati	0	1				
												263 A	Loyola Chicago	1	0				
LAST 10 GAMES																			
				42 H	Georgetown	0	2	159 H	Providence	1	0								
				103 H	Villanova	2	3	168 A	South Fla.	0	1								
				115 A	Seton Hall	1	3	17 A	Marquette	1	2								
				86 A	Rutgers	0	1	41 A	Louisville	1	1								
				63 H	Connecticut	1	2	179 H	Cincinnati	0	1								

Non-Div. I Games:

DePaul

Average RPI Win:		148	WON-LOST RECORD		WINNING PCT. RANK		LAST 10 GAMES		STRENGTH OF SCHEDULE		OPP. STRENGTH OF SCHEDULE		TEAM RPI		ADJ RPI		CONF. RPI		ADJ CONF. RPI		
DIV. I ONLY			3-10-1		.25	285	3-5-1		64		132		200		.47002		197	20		20	
DIV. I NON-CONF.			0-9-0		0	313	0-4-0		21		107		230		.44574		225	18		18	
TOTALS		RPI 1-25		RPI 26-50		W-L RECORDS		RPI 51-100		RPI 101-150		RPI 150+									
3-10-1		0-1-0		0-2-0		OVERALL		2-2-0		0-3-0		1-2-1									
3-3-1		0-1-0		0-1-0		HOME		2-0-0		0-1-0		1-0-1									
0-6-0		0-0-0		0-1-0		AWAY		0-2-0		0-1-0		0-2-0									
0-1-0		0-0-0		0-0-0		NEUTRAL		0-0-0		0-1-0		0-0-0									
0-9-0		0-1-0		0-2-0		NON-CONFERENCE		0-2-0		0-3-0		0-1-0									
0-3-0		0-1-0		0-1-0		HOME		0-0-0		0-1-0		0-0-0									
0-5-0		0-0-0		0-0-		AWAY		0-2-0		0-1-0		0-1-0									
0-1-0		0-0-0		0-0-0		NEUTRAL		0-0-0		0-1-0		0-0-0									
3-1-1		0-0-0		0-0-0		CONFERENCE		2-0-0		0-0-0		1-1-1									
3-0-1		0-0-0		0-0-0		HOME		2-0-0		0-0-0		1-0-1									
0-1-0		0-0-0		0-0-0		AWAY		0-0-0		0-0-0		0-1-0									
0-0-0		0-0-0		0-0-0		NEUTRAL		0-0-0		0-0-0		0-0-0									
RPI	S	Opponent		Score		RPI	S	Opponent		Score		RPI	S	Opponent		Score					
23	H	California		0	3	31	H	Washington St.		1	3	104	N	San Diego St.		0	3				
						35	A	UC Irvine		1	2	69	H	Utah St.		2	1				
												96	A	St. Mary's (CA)		0	1				
												99	H	Fresno St.		3	0				
														213 A Idaho		2	4				
														264 H San Jose St.		1	1				
														277 H Nevada		5	0				
LAST 10 GAMES																					
264	H	San Jose St.		1	1	69	H	Utah St.		2	1										
99	H	Fresno St.		3	0	178	A	UNLV		0	3										
110	A	Seattle		0	3	104	N	San Diego St.		0	3										
213	A	Idaho		2	4	96	A	St. Mary's (CA)		0	1										
277	H	Nevada		5	0	56	A	Long Beach St.		0	3										

Non-Div. I Games: Hawaii Pacific 6 2

Hawaii

Average RPI Win: 263		WON-LOST	WINNING	LAST 10	STRENGTH OF		OPP. STRENGTH	TEAM	ADJ	CONF.	ADJ CONF.
Average RPI Loss: 110		RECORD	PCT. RANK	GAMES	SCHEDULE		OF SCHEDULE	RPI	RPI	RPI	RPI
DIV. I ONLY		8-6-1	.56667	111	4-5-1		274	183	198	.46951	198
DIV. I NON-CONF.		6-2-0	.75	40	2-1-0		298	151	146	.50587	142
TOTALS		RPI 1-25	RPI 26-50		W-L RECORDS		RPI 51-100		RPI 101-150		RPI 150+
8-6-1	0-1-0	0-1-0		OVERALL		0-1-0		0-1-0		8-2-1	
5-2-1	0-0-0	0-0-0		HOME		0-1-0		0-0-0		5-1-1	
3-4-0	0-1-0	0-1-0		AWAY		0-0-0		0-1-0		3-1-0	
0-0-0	0-0-0	0-0-0		NEUTRAL		0-0-0		0-0-0		0-0-0	
6-2-0	0-1-0	0-1-0		NON-CONFERENCE		0-0-0		0-0-0		6-0-0	
3-0-0	0-0-0	0-0-0		HOME		0-0-0		0-0-0		3-0-0	
3-2-0	0-1-0	0-0-		AWAY		0-0-0		0-0-0		3-0-0	
0-0-0	0-0-0	0-0-0		NEUTRAL		0-0-0		0-0-0		0-0-0	
2-4-1	0-0-0	0-0-0		CONFERENCE		0-1-0		0-1-0		2-2-1	
2-2-1	0-0-0	0-0-0		HOME		0-1-0		0-0-0		2-1-1	
0-2-0	0-0-0	0-0-0		AWAY		0-0-0		0-1-0		0-1-0	
0-0-0	0-0-0	0-0-0		NEUTRAL		0-0-0		0-0-0		0-0-0	
RPI S	Opponent	Score		RPI S	Opponent	Score		RPI S	Opponent	Score	
14 A	Florida St.	0	4	32 A	Georgia	1	2	61 H	Fla. Gulf Coast	0	1
								132 A	Jacksonville	0	1
								192 A	Fla. Atlantic	3	0
								200 A	North Florida	0	4
								201 H	Georgia St.	1	0
								218 H	Belmont	0	1
								226 H	Kennesaw St.	1	0
								239 H	Stetson	2	2
								260 A	Ga. Southern	2	0
								294 H	Lipscomb	3	0
								302 A	Presbyterian	4	0
								304 H	Jacksonville St.	2	0
								322 H	Alabama St.	4	0
LAST 10 GAMES											
				226 H	Kennesaw St.	1	0	218 H	Belmont	0	1
				239 H	Stetson	2	2	294 H	Lipscomb	3	0
				61 H	Fla. Gulf Coast	0	1	322 H	Alabama St.	4	0
				132 A	Jacksonville	0	1	302 A	Presbyterian	4	0
				200 A	North Florida	0	4	14 A	Florida St.	0	4

Non-Div. I Games:

Mercer

Average RPI Win: 277		WON-LOST RECORD	WINNING PCT. RANK		LAST 10 GAMES	STRENGTH OF SCHEDULE	OPP. STRENGTH OF SCHEDULE	TEAM RPI	ADJ RPI		CONF. RPI	ADJ CONF. RPI						
Average RPI Loss: 122																		
DIV. I ONLY		7-6-1	.53571	125	6-3-0	224	284	197	.46911	199	21	21						
DIV. I NON-CONF.		3-5-1	.38889	209	2-2-0	296	268	282	.40085	281	26	26						
<hr/>																		
TOTALS		RPI 1-25		RPI 26-50		W-L RECORDS		RPI 51-100		RPI 101-150		RPI 150+						
7-6-1		0-1-0		0-1-0		OVERALL		0-0-0		0-2-0		7-2-1						
4-1-0		0-0-0		0-1-0		HOME		0-0-0		0-0-0		4-0-0						
3-4-0		0-1-0		0-0-0		AWAY		0-0-0		0-1-0		3-2-0						
0-1-1		0-0-0		0-0-0		NEUTRAL		0-0-0		0-1-0		0-0-1						
<hr/>																		
3-5-1		0-1-0		0-0-0		NON-CONFERENCE		0-0-0		0-2-0		3-2-1						
3-0-0		0-0-0		0-0-0		HOME		0-0-0		0-0-0		3-0-0						
0-4-0		0-1-0		0-0-		AWAY		0-0-0		0-1-0		0-2-0						
0-1-1		0-0-0		0-0-0		NEUTRAL		0-0-0		0-1-0		0-0-1						
<hr/>																		
4-1-0		0-0-0		0-1-0		CONFERENCE		0-0-0		0-0-0		4-0-0						
1-1-0		0-0-0		0-1-0		HOME		0-0-0		0-0-0		1-0-0						
3-0-0		0-0-0		0-0-0		AWAY		0-0-0		0-0-0		3-0-0						
0-0-0		0-0-0		0-0-0		NEUTRAL		0-0-0		0-0-0		0-0-0						
<hr/>																		
RPI	S	Opponent		Score		RPI	S	Opponent		Score		RPI	S	Opponent		Score		
9	A	Pepperdine		0	6	45	H	Stephen F. Austin		0	1			118	A	TCU	0	2
														140	N	Ball St.	1	5
														167	A	UC Riverside	0	1
														212	A	McNeese St.	1	0
														230	H	Sam Houston St.	2	1
														245	A	Southeastern La.	1	0
														251	A	Houston Baptist	0	3
														284	N	Evansville	2	2
														298	A	Nicholls St.	1	0
														314	H	Texas Southern	11	0
														319	H	Southern U.	4	0
														320	H	Grambling	7	0
<hr/>																		
LAST 10 GAMES																		
		45	H	Stephen F. Austin	0	1		167	A	UC Riverside	0	1						
		230	H	Sam Houston St.	2	1		9	A	Pepperdine	0	6						
		298	A	Nicholls St.	1	0		314	H	Texas Southern	11	0						
		245	A	Southeastern La.	1	0		319	H	Southern U.	4	0						
		212	A	McNeese St.	1	0		140	N	Ball St.	1	5						

Non-Div. I Games:

Lamar

Average RPI Win:		249	WON-LOST RECORD		WINNING PCT. RANK		LAST 10 GAMES		STRENGTH OF SCHEDULE		OPP. STRENGTH OF SCHEDULE		TEAM RPI		ADJ RPI		CONF. RPI		ADJ CONF. RPI					
DIV. I ONLY			8-8-2		.5		147		5-4-1		240		151		196		.46855		200		22		22	
DIV. I NON-CONF.			4-5-1		.45		189		1-1-0		235		71		201		.4666		201		22		21	
TOTALS		RPI 1-25		RPI 26-50		W-L RECORDS		RPI 51-100		RPI 101-150		RPI 150+												
8-8-2		0-1-0		0-1-0		OVERALL		0-2-0		0-1-1		8-3-1												
4-0-2		0-0-0		0-0-0		HOME		0-0-0		0-0-1		4-0-1												
3-6-0		0-1-0		0-1-0		AWAY		0-1-0		0-1-0		3-2-0												
1-2-0		0-0-0		0-0-0		NEUTRAL		0-1-0		0-0-0		1-1-0												
4-5-1		0-1-0		0-1-0		NON-CONFERENCE		0-1-0		0-0-1		4-2-0												
1-0-1		0-0-0		0-0-0		HOME		0-0-0		0-0-1		1-0-0												
2-3-0		0-1-0		0-0-		AWAY		0-0-0		0-0-0		2-1-0												
1-2-0		0-0-0		0-0-0		NEUTRAL		0-1-0		0-0-0		1-1-0												
4-3-1		0-0-0		0-0-0		CONFERENCE		0-1-0		0-1-0		4-1-1												
3-0-1		0-0-0		0-0-0		HOME		0-0-0		0-0-0		3-0-1												
1-3-0		0-0-0		0-0-0		AWAY		0-1-0		0-1-0		1-1-0												
0-0-0		0-0-0		0-0-0		NEUTRAL		0-0-0		0-0-0		0-0-0												
RPI	S	Opponent		Score		RPI	S	Opponent		Score		RPI	S	Opponent		Score								
14	A	Florida St.		0 5		36	A	North Carolina St.		0 3		57	N	Richmond		1 2								
												61	A	Fla. Gulf Coast		0 4								
														120 A East Tenn. St.		1 2								
														138 H Charlotte		0 0								
														170 A Elon		3 2								
														171 N Furman		1 2								
														172 A Western Caro.		1 3								
														198 H Mercer		4 0								
														201 N Georgia St.		2 1								
														218 H Belmont		0 0								
														226 H Kennesaw St.		1 0								
														239 A Stetson		2 3								
														286 A UNC Wilmington		1 0								
														294 H Lipscomb		4 0								
														300 H Coastal Caro.		5 0								
														315 A S.C. Upstate		2 0								
LAST 10 GAMES																								
294 H Lipscomb						4 0						198 H Mercer						4 0						
218 H Belmont						0 0						239 A Stetson						2 3						
315 A S.C. Upstate						2 0						61 A Fla. Gulf Coast						0 4						
120 A East Tenn. St.						1 2						57 N Richmond						1 2						
226 H Kennesaw St.						1 0						286 A UNC Wilmington						1 0						

Non-Div. I Games:

North Florida

Average RPI Win:	218	WON-LOST RECORD	WINNING PCT. RANK	LAST 10 GAMES	STRENGTH OF SCHEDULE	OPP. STRENGTH OF SCHEDULE	TEAM RPI	ADJ RPI	CONF. RPI	ADJ CONF. RPI	
Average RPI Loss:	134										
DIV. I ONLY	6-10-1	.38235	233	5-4-1	121	194	195	.46823	201	11	12
DIV. I NON-CONF.	3-6-0	.33333	238	2-0-0	148	247	225	.44544	226	10	10
<hr/>											
TOTALS	RPI 1-25	RPI 26-50		W-L RECORDS	RPI 51-100		RPI 101-150		RPI 150+		
6-10-1	0-0-0	0-2-0		OVERALL	0-0-0		1-3-1		5-5-0		
4-1-1	0-0-0	0-0-0		HOME	0-0-0		0-1-1		4-0-0		
2-8-0	0-0-0	0-2-0		AWAY	0-0-0		1-2-0		1-4-0		
0-1-0	0-0-0	0-0-0		NEUTRAL	0-0-0		0-0-0		0-1-0		
<hr/>											
3-6-0	0-0-0	0-1-0		NON-CONFERENCE	0-0-0		0-2-0		3-3-0		
2-1-0	0-0-0	0-0-0		HOME	0-0-0		0-1-0		2-0-0		
1-4-0	0-0-0	0-0-		AWAY	0-0-0		0-1-0		1-2-0		
0-1-0	0-0-0	0-0-0		NEUTRAL	0-0-0		0-0-0		0-1-0		
<hr/>											
3-4-1	0-0-0	0-1-0		CONFERENCE	0-0-0		1-1-1		2-2-0		
2-0-1	0-0-0	0-0-0		HOME	0-0-0		0-0-1		2-0-0		
1-4-0	0-0-0	0-1-0		AWAY	0-0-0		1-1-0		0-2-0		
0-0-0	0-0-0	0-0-0		NEUTRAL	0-0-0		0-0-0		0-0-0		
<hr/>											
RPI S	Opponent	Score	RPI S	Opponent	Score	RPI S	Opponent	Score	RPI S	Opponent	Score
			32 A	Georgia	1 4				103 H	Villanova	2 3
			38 A	William & Mary	0 3				106 H	George Mason	1 1
									113 A	Delaware	2 1
									117 A	James Madison	0 1
									132 A	Jacksonville	1 2
									155 H	Old Dominion	4 0
									162 A	UT Martin	0 2
									169 A	Drexel	0 1
									191 A	VCU	0 1
									198 A	Mercer	0 1
									200 N	North Florida	1 2
									204 H	Towson	4 3
									260 H	Ga. Southern	2 1
									279 H	Gardner-Webb	4 2
									296 A	UNC Asheville	3 2
<hr/>											
LAST 10 GAMES											
			106 H	George Mason	1 1	38 A	William & Mary	0 3			
			204 H	Towson	4 3	113 A	Delaware	2 1			
			191 A	VCU	0 1	169 A	Drexel	0 1			
			117 A	James Madison	0 1	279 H	Gardner-Webb	4 2			
			155 H	Old Dominion	4 0	296 A	UNC Asheville	3 2			

Non-Div. I Games:

Georgia St.

Average RPI Win: 237		WON-LOST	WINNING	LAST 10	STRENGTH OF	OPP. STRENGTH	TEAM	ADJ	CONF.	ADJ CONF.		
Average RPI Loss: 158		RECORD	PCT. RANK	GAMES	SCHEDULE	OF SCHEDULE	RPI	RPI	RPI	RPI		
DIV. I ONLY		9-5-2	.625	84	4-4-1	296	226	199	.46631	202	19	19
DIV. I NON-CONF.		6-1-2	.77778	36	1-0-1	305	259	158	.4923	160	20	20
<hr/>												
TOTALS		RPI 1-25		RPI 26-50		W-L RECORDS		RPI 51-100		RPI 101-150		RPI 150+
9-5-2		0-0-0		0-0-0		OVERALL		0-1-0		2-1-0		7-3-2
6-1-1		0-0-0		0-0-0		HOME		0-0-0		2-1-0		4-0-1
3-4-1		0-0-0		0-0-0		AWAY		0-1-0		0-0-0		3-3-1
0-0-0		0-0-0		0-0-0		NEUTRAL		0-0-0		0-0-0		0-0-0
<hr/>												
6-1-2		0-0-0		0-0-0		NON-CONFERENCE		0-0-0		2-0-0		4-1-2
5-0-1		0-0-0		0-0-0		HOME		0-0-0		2-0-0		3-0-1
1-1-1		0-0-0		0-0-		AWAY		0-0-0		0-0-0		1-1-1
0-0-0		0-0-0		0-0-0		NEUTRAL		0-0-0		0-0-0		0-0-0
<hr/>												
3-4-0		0-0-0		0-0-0		CONFERENCE		0-1-0		0-1-0		3-2-0
1-1-0		0-0-0		0-0-0		HOME		0-0-0		0-1-0		1-0-0
2-3-0		0-0-0		0-0-0		AWAY		0-1-0		0-0-0		2-2-0
0-0-0		0-0-0		0-0-0		NEUTRAL		0-0-0		0-0-0		0-0-0
<hr/>												
RPI	S	Opponent	Score	RPI	S	Opponent	Score	RPI	S	Opponent	Score	
								100	A	Monmouth	0	2
								123	H	Lafayette	1	0
								131	H	Marist	1	0
								143	H	Long Island	1	2
								169	H	Drexel	2	0
								176	A	Central Conn. St.	0	1
								181	A	Rider	0	5
								190	A	Bryant	0	2
								222	A	Quinnipiac	1	0
								275	A	Mt. St. Mary's	1	0
								283	H	Fairleigh Dickinson	5	0
								289	H	Manhattan	1	1
								293	A	Howard	1	1
								306	H	NJIT	2	1
								308	A	Saint Peter's	1	0
								318	H	Delaware St.	2	0
								<hr/>				
LAST 10 GAMES												
222 A Quinnipiac				1	0	275 A Mt. St. Mary's				1	0	
176 A Central Conn. St.				0	1	318 H Delaware St.				2	0	
143 H Long Island				1	2	190 A Bryant				0	2	
283 H Fairleigh Dickinson				5	0	289 H Manhattan				1	1	
100 A Monmouth				0	2	169 H Drexel				2	0	

Non-Div. I Games:

Wagner

Average RPI Win: 229		WON-LOST RECORD		WINNING PCT. RANK		LAST 10 GAMES		STRENGTH OF SCHEDULE		OPP. STRENGTH OF SCHEDULE		TEAM RPI		ADJ RPI		CONF. RPI		ADJ CONF. RPI	
DIV. I ONLY		7-8-1		.46875 172		5-3-1		244		111		206		.46626 203		14		14	
DIV. I NON-CONF.		3-5-0		.375 216		1-0-0		271		68		246		.43302 242		15		15	
TOTALS		RPI 1-25		RPI 26-50		W-L RECORDS		RPI 51-100		RPI 101-150		RPI 150+							
7-8-1		0-1-0		0-0-0		OVERALL		1-3-0		0-1-1		6-3-0							
4-4-0		0-0-0		0-0-0		HOME		0-1-0		0-1-0		4-2-0							
3-4-1		0-1-0		0-0-0		AWAY		1-2-0		0-0-1		2-1-0							
0-0-0		0-0-0		0-0-0		NEUTRAL		0-0-0		0-0-0		0-0-0							
3-5-0		0-1-0		0-0-0		NON-CONFERENCE		0-1-0		0-1-0		3-2-0							
2-2-0		0-0-0		0-0-0		HOME		0-0-0		0-1-0		2-1-0							
1-3-0		0-1-0		0-0-		AWAY		0-1-0		0-0-0		1-1-0							
0-0-0		0-0-0		0-0-0		NEUTRAL		0-0-0		0-0-0		0-0-0							
4-3-1		0-0-0		0-0-0		CONFERENCE		1-2-0		0-0-1		3-1-0							
2-2-0		0-0-0		0-0-0		HOME		0-1-0		0-0-0		2-1-0							
2-1-1		0-0-0		0-0-0		AWAY		1-1-0		0-0-1		1-0-0							
0-0-0		0-0-0		0-0-0		NEUTRAL		0-0-0		0-0-0		0-0-0							
RPI S	Opponent	Score		RPI S	Opponent	Score		RPI S	Opponent	Score		RPI S	Opponent	Score					
15 A	Kentucky	1	2					52 A	Ohio St.	0	1	121 H	Wright St.	0	1				
								54 H	Central Mich.	0	3	140 A	Ball St.	1	1				
								73 A	Western Mich.	2	1	180 A	Marshall	1	0				
								95 A	Toledo	0	2	184 H	Miami (OH)	1	2				
												186 A	Cleveland St.	0	3				
												229 H	Morehead St.	1	2				
												232 H	Pittsburgh	2	0				
												244 H	Bowling Green	2	0				
												282 A	Northern Ill.	2	1				
												292 H	Eastern Mich.	1	0				
												297 H	Indiana St.	1	0				
				LAST 10 GAMES															
				244 H	Bowling Green	2	0	73 A	Western Mich.	2	1								
				184 H	Miami (OH)	1	2	54 H	Central Mich.	0	3								
				140 A	Ball St.	1	1	292 H	Eastern Mich.	1	0								
				95 A	Toledo	0	2	297 H	Indiana St.	1	0								
				282 A	Northern Ill.	2	1	52 A	Ohio St.	0	1								

Non-Div. I Games:

Ohio

Average RPI Win: 212		WON-LOST	WINNING	LAST 10	STRENGTH OF		OPP. STRENGTH	TEAM	ADJ	CONF.	ADJ CONF.		
Average RPI Loss: 124		RECORD	PCT. RANK	GAMES	SCHEDULE		OF SCHEDULE	RPI	RPI	RPI	RPI		
DIV. I ONLY		8-8-0	.5	147	4-6-0		254	140	204	.46512	204	11	12
DIV. I NON-CONF.		5-3-0	.625	94	1-1-0		277	150	173	.48565	172	10	10
<hr/>													
TOTALS		RPI 1-25		RPI 26-50		W-L RECORDS		RPI 51-100		RPI 101-150		RPI 150+	
8-8-0		0-0-0		0-3-0		OVERALL		1-0-0		3-1-0		4-4-0	
4-2-0		0-0-0		0-0-0		HOME		1-0-0		2-0-0		1-2-0	
4-6-0		0-0-0		0-3-0		AWAY		0-0-0		1-1-0		3-2-0	
0-0-0		0-0-0		0-0-0		NEUTRAL		0-0-0		0-0-0		0-0-0	
5-3-0		0-0-0		0-2-0		NON-CONFERENCE		0-0-0		2-0-0		3-1-0	
2-1-0		0-0-0		0-0-0		HOME		0-0-0		1-0-0		1-1-0	
3-2-0		0-0-0		0-0-		AWAY		0-0-0		1-0-0		2-0-0	
0-0-0		0-0-0		0-0-0		NEUTRAL		0-0-0		0-0-0		0-0-0	
3-5-0		0-0-0		0-1-0		CONFERENCE		1-0-0		1-1-0		1-3-0	
2-1-0		0-0-0		0-0-0		HOME		1-0-0		1-0-0		0-1-0	
1-4-0		0-0-0		0-1-0		AWAY		0-0-0		0-1-0		1-2-0	
0-0-0		0-0-0		0-0-0		NEUTRAL		0-0-0		0-0-0		0-0-0	
RPI S	Opponent	Score	RPI S	Opponent	Score	RPI S	Opponent	Score	RPI S	Opponent	Score		
			36 A	North Carolina St.	1 3	93 H	Northeastern	3 1	117 A	James Madison	0 1		
			38 A	William & Mary	0 5				129 H	Hofstra	3 2		
			42 A	Georgetown	1 4				141 H	Loyola Maryland	2 0		
									144 A	Campbell	2 1		
									155 A	Old Dominion	1 2		
									191 H	VCU	0 4		
									201 A	Georgia St.	3 4		
									214 H	High Point	1 2		
									275 H	Mt. St. Mary's	5 0		
									286 A	UNC Wilmington	1 0		
									309 A	UMBC	3 1		
									318 A	Delaware St.	2 1		
<hr/>													
LAST 10 GAMES													
			286 A	UNC Wilmington	1 0	117 A	James Madison	0 1					
			201 A	Georgia St.	3 4	155 A	Old Dominion	1 2					
			93 H	Northeastern	3 1	38 A	William & Mary	0 5					
			129 H	Hofstra	3 2	36 A	North Carolina St.	1 3					
			191 H	VCU	0 4	144 A	Campbell	2 1					

Non-Div. I Games:

Towson

Average RPI Win: 112		WON-LOST RECORD		WINNING PCT. RANK		LAST 10 GAMES		STRENGTH OF SCHEDULE		OPP. STRENGTH OF SCHEDULE		TEAM RPI		ADJ RPI		CONF. RPI		ADJ CONF. RPI	
DIV. I ONLY		3-10-1		.25 285		2-7-1		60		152		201		.46435 205		10		10	
DIV. I NON-CONF.		1-7-1		.16667 296		0-4-1		24		195		189		.46918 194		11		11	
TOTALS		RPI 1-25		RPI 26-50		W-L RECORDS		RPI 51-100		RPI 101-150		RPI 150+							
3-10-1		0-1-0		0-1-0		OVERALL		1-2-0		1-2-0		1-4-1							
3-3-1		0-0-0		0-0-0		HOME		1-0-0		1-2-0		1-1-1							
0-6-0		0-1-0		0-0-0		AWAY		0-2-0		0-0-0		0-3-0							
0-1-0		0-0-0		0-1-0		NEUTRAL		0-0-0		0-0-0		0-0-0							
1-7-1		0-1-0		0-1-0		NON-CONFERENCE		0-2-0		1-1-0		0-2-1							
1-1-1		0-0-0		0-0-0		HOME		0-0-0		1-1-0		0-0-1							
0-5-0		0-1-0		0-0-		AWAY		0-2-0		0-0-0		0-2-0							
0-1-0		0-0-0		0-1-0		NEUTRAL		0-0-0		0-0-0		0-0-0							
2-3-0		0-0-0		0-0-0		CONFERENCE		1-0-0		0-1-0		1-2-0							
2-2-0		0-0-0		0-0-0		HOME		1-0-0		0-1-0		1-1-0							
0-1-0		0-0-0		0-0-0		AWAY		0-0-0		0-0-0		0-1-0							
0-0-0		0-0-0		0-0-0		NEUTRAL		0-0-0		0-0-0		0-0-0							
RPI	S	Opponent		Score		RPI	S	Opponent		Score		RPI	S	Opponent		Score			
12	A	Miami (FL)		0 3		47	N	Michigan St.		0 3		57	H	Richmond		1 0			
												61	A	Fla. Gulf Coast		0 1			
												83	A	Michigan		0 6			
												127	H	Saint Francis (PA)		1 0			
												134	H	Kent St.		0 1			
												138	H	Charlotte		0 1			
												151	H	Saint Louis		2 1			
												161	A	St. Bonaventure		1 2			
												186	A	Cleveland St.		1 2			
												215	A	Canisius		1 2			
												221	H	Robert Morris		2 2			
												224	H	George Washington		0 1			
						LAST 10 GAMES													
						138	H	Charlotte		0 1		215	A	Canisius		1 2			
						151	H	Saint Louis		2 1		221	H	Robert Morris		2 2			
						161	A	St. Bonaventure		1 2		134	H	Kent St.		0 1			
						224	H	George Washington		0 1		12	A	Miami (FL)		0 3			
						57	H	Richmond		1 0		61	A	Fla. Gulf Coast		0 1			

Non-Div. I Games:

Duquesne

UMKC

Average RPI Win: 244		WON-LOST	WINNING	LAST 10	STRENGTH OF	OPP. STRENGTH	TEAM	ADJ	CONF.	ADJ CONF.						
Average RPI Loss: 117		RECORD	PCT. RANK	GAMES	SCHEDULE	OF SCHEDULE	RPI	RPI	RPI	RPI						
DIV. I ONLY		7-5-2	.57143	108	6-3-0	295	147	209	.46382	206	28	28				
DIV. I NON-CONF.		2-5-2	.33333	238	1-3-0	230	84	239	.43624	236	27	27				
<hr/>																
TOTALS		RPI 1-25		RPI 26-50		W-L RECORDS		RPI 51-100		RPI 101-150		RPI 150+				
7-5-2		0-0-0		0-0-0		OVERALL		1-2-0		0-1-0		6-2-2				
4-1-2		0-0-0		0-0-0		HOME		0-0-0		0-1-0		4-0-2				
3-4-0		0-0-0		0-0-0		AWAY		1-2-0		0-0-0		2-2-0				
0-0-0		0-0-0		0-0-0		NEUTRAL		0-0-0		0-0-0		0-0-0				
2-5-2		0-0-0		0-0-0		NON-CONFERENCE		1-2-0		0-1-0		1-2-2				
1-1-2		0-0-0		0-0-0		HOME		0-0-0		0-1-0		1-0-2				
1-4-0		0-0-0		0-0-		AWAY		1-2-0		0-0-0		0-2-0				
0-0-0		0-0-0		0-0-0		NEUTRAL		0-0-0		0-0-0		0-0-0				
5-0-0		0-0-0		0-0-0		CONFERENCE		0-0-0		0-0-0		5-0-0				
3-0-0		0-0-0		0-0-0		HOME		0-0-0		0-0-0		3-0-0				
2-0-0		0-0-0		0-0-0		AWAY		0-0-0		0-0-0		2-0-0				
0-0-0		0-0-0		0-0-0		NEUTRAL		0-0-0		0-0-0		0-0-0				
RPI	S	Opponent		Score	RPI	S	Opponent		Score	RPI	S	Opponent	Score			
							59	A	Missouri	0	3	111	H	Creighton	0	2
							67	A	FIU	3	2	151	A	Saint Louis	1	3
							71	A	Missouri St.	1	2	192	A	Fla. Atlantic	0	4
												234	A	Oakland	2	0
												236	H	Western Ill.	2	1
												242	H	Youngstown St.	1	1
												253	H	Drake	0	0
												278	A	IPFW	2	1
												288	H	Neb. Omaha	2	1
												291	H	IUPUI	2	1
												311	H	South Dakota	2	1
LAST 10 GAMES																
							311	H	South Dakota	2	1	288	H	Neb. Omaha	2	1
							234	A	Oakland	2	0	59	A	Missouri	0	3
							278	A	IPFW	2	1	71	A	Missouri St.	1	2
							236	H	Western Ill.	2	1	151	A	Saint Louis	1	3
							291	H	IUPUI	2	1	253	H	Drake	0	0

Non-Div. I Games: Rockhurst 0 0

UMKC

Average RPI Win: 200		WON-LOST RECORD		WINNING PCT. RANK		LAST 10 GAMES		STRENGTH OF SCHEDULE		OPP. STRENGTH OF SCHEDULE		TEAM RPI		ADJ RPI		CONF. RPI		ADJ CONF. RPI				
Average RPI Loss: 84																						
DIV. I ONLY		3-9-2		.28571 269		1-6-2		113		72		213		.46325 207		4		4				
DIV. I NON-CONF.		3-4-1		.4375 195		1-1-1		68		121		118		.51829 119		4		4				
TOTALS		RPI 1-25		RPI 26-50		W-L RECORDS		RPI 51-100		RPI 101-150		RPI 150+										
3-9-2		0-0-1		0-3-0		OVERALL		0-3-0		1-2-0		2-1-1										
1-4-1		0-0-0		0-1-0		HOME		0-1-0		0-1-0		1-1-1										
0-5-0		0-0-0		0-2-0		AWAY		0-2-0		0-1-0		0-0-0										
2-0-1		0-0-1		0-0-0		NEUTRAL		0-0-0		1-0-0		1-0-0										
3-4-1		0-0-1		0-2-0		NON-CONFERENCE		0-0-0		1-1-0		2-1-0										
1-2-0		0-0-0		0-1-0		HOME		0-0-0		0-0-0		1-1-0										
0-2-0		0-0-0		0-0-		AWAY		0-0-0		0-1-0		0-0-0										
2-0-1		0-0-1		0-0-0		NEUTRAL		0-0-0		1-0-0		1-0-0										
0-5-1		0-0-0		0-1-0		CONFERENCE		0-3-0		0-1-0		0-0-1										
0-2-1		0-0-0		0-0-0		HOME		0-1-0		0-1-0		0-0-1										
0-3-0		0-0-0		0-1-0		AWAY		0-2-0		0-0-0		0-0-0										
0-0-0		0-0-0		0-0-0		NEUTRAL		0-0-0		0-0-0		0-0-0										
RPI	S	Opponent		Score		RPI	S	Opponent		Score		RPI	S	Opponent		Score						
22	N	Auburn		2	2	30	A	Illinois		2	3	58	A	Oregon St.		0	2	108	N	Colorado Col.	5	0
						31	A	Washington St.		0	4	68	A	Washington		1	2	124	H	Oregon	1	3
						48	H	Denver		0	1	98	H	Arizona St.		0	1	139	A	Purdue	0	1
																		158	H	Wyoming	0	1
																		195	H	Arizona	2	2
																		225	H	Northern Colo.	3	0
																		267	N	CSU Bakersfield	2	1
LAST 10 GAMES																						
124 H Oregon						1	3	58 A Oregon St.						0	2							
31 A Washington St.						0	4	267 N CSU Bakersfield						2	1							
68 A Washington						1	2	22 N Auburn						2	2							
98 H Arizona St.						0	1	48 H Denver						0	1							
195 H Arizona						2	2	30 A Illinois						2	3							

Non-Div. I Games:

Colorado

Average RPI Win: 281		WON-LOST RECORD		WINNING PCT. RANK		LAST 10 GAMES		STRENGTH OF SCHEDULE		OPP. STRENGTH OF SCHEDULE		TEAM RPI		ADJ RPI		CONF. RPI		ADJ CONF. RPI	
DIV. I ONLY		6-6-3		.5 147		5-4-1		230		233		205		.46309 208		27		27	
DIV. I NON-CONF.		6-6-3		.5 151		5-4-1		225		232		200		.46309 207		28		28	
TOTALS		RPI 1-25		RPI 26-50		W-L RECORDS		RPI 51-100		RPI 101-150		RPI 150+							
6-6-3		0-0-0		0-1-0		OVERALL		0-0-1		0-2-1		6-3-1							
5-4-0		0-0-0		0-1-0		HOME		0-0-0		0-1-0		5-2-0							
1-2-3		0-0-0		0-0-0		AWAY		0-0-1		0-1-1		1-1-1							
0-0-0		0-0-0		0-0-0		NEUTRAL		0-0-0		0-0-0		0-0-0							
6-6-3		0-0-0		0-1-0		NON-CONFERENCE		0-0-1		0-2-1		6-3-1							
5-4-0		0-0-0		0-1-0		HOME		0-0-0		0-1-0		5-2-0							
1-2-3		0-0-0		0-0-		AWAY		0-0-1		0-1-1		1-1-1							
0-0-0		0-0-0		0-0-0		NEUTRAL		0-0-0		0-0-0		0-0-0							
0-0-0		0-0-0		0-0-0		CONFERENCE		0-0-0		0-0-0		0-0-0							
0-0-0		0-0-0		0-0-0		HOME		0-0-0		0-0-0		0-0-0							
0-0-0		0-0-0		0-0-0		AWAY		0-0-0		0-0-0		0-0-0							
0-0-0		0-0-0		0-0-0		NEUTRAL		0-0-0		0-0-0		0-0-0							
RPI	S	Opponent		Score		RPI	S	Opponent		Score		RPI	S	Opponent		Score			
				36	H	North Carolina St.	1	4	57	A	Richmond	0	0	106	A	George Mason	2	2	
														120	A	East Tenn. St.	1	2	
														135	H	Radford	0	1	
														170	A	Elon	0	1	
														186	H	Cleveland St.	1	0	
														194	A	Liberty	1	1	
														209	H	Appalachian St.	0	1	
														257	H	Charleston So.	2	3	
														281	H	Tennessee Tech	2	1	
														293	H	Howard	2	0	
														303	H	South Carolina St.	2	1	
														306	H	NJIT	2	0	
														317	A	VMI	1	0	
				LAST 10 GAMES															
				186	H	Cleveland St.	1	0	317	A	VMI	1	0						
				306	H	NJIT	2	0	135	H	Radford	0	1						
				36	H	North Carolina St.	1	4	106	A	George Mason	2	2						
				303	H	South Carolina St.	2	1	281	H	Tennessee Tech	2	1						
				257	H	Charleston So.	2	3	209	H	Appalachian St.	0	1						

Non-Div. I Games:

Longwood

Average RPI Win:	224	WON-LOST	WINNING	LAST 10	STRENGTH OF	OPP. STRENGTH	TEAM	ADJ	CONF.	ADJ CONF.	
Average RPI Loss:	133	RECORD	PCT. RANK	GAMES	SCHEDULE	OF SCHEDULE	RPI	RPI	RPI	RPI	
DIV. I ONLY	5-9-2	.375	234	2-5-2	130	223	207	.46197	209	18	18
DIV. I NON-CONF.	4-4-0	.5	151	1-0-0	101	163	123	.51722	120	19	19
<hr/>											
TOTALS	RPI 1-25	RPI 26-50		W-L RECORDS		RPI 51-100		RPI 101-150		RPI 150+	
5-9-2	0-0-0	0-2-0		OVERALL		0-2-0		0-2-0		5-3-2	
2-3-2	0-0-0	0-0-0		HOME		0-2-0		0-1-0		2-0-2	
3-5-0	0-0-0	0-1-0		AWAY		0-0-0		0-1-0		3-3-0	
0-1-0	0-0-0	0-1-0		NEUTRAL		0-0-0		0-0-0		0-0-0	
<hr/>											
4-4-0	0-0-0	0-2-0		NON-CONFERENCE		0-1-0		0-1-0		4-0-0	
1-2-0	0-0-0	0-0-0		HOME		0-1-0		0-1-0		1-0-0	
3-1-0	0-0-0	0-0-		AWAY		0-0-0		0-0-0		3-0-0	
0-1-0	0-0-0	0-1-0		NEUTRAL		0-0-0		0-0-0		0-0-0	
<hr/>											
1-5-2	0-0-0	0-0-0		CONFERENCE		0-1-0		0-1-0		1-3-2	
1-1-2	0-0-0	0-0-0		HOME		0-1-0		0-0-0		1-0-2	
0-4-0	0-0-0	0-0-0		AWAY		0-0-0		0-1-0		0-3-0	
0-0-0	0-0-0	0-0-0		NEUTRAL		0-0-0		0-0-0		0-0-0	
<hr/>											
RPI S	Opponent	Score	RPI S	Opponent	Score	RPI S	Opponent	Score	RPI S	Opponent	Score
			27 A	Virginia Tech	0 4	79 H	Samford	1 2	101 A	Col. of Charleston	1 2
			38 N	William & Mary	0 2	94 H	Army	0 1	128 H	Clemson	0 1
									171 H	Furman	0 0
									185 A	Davidson	0 3
									191 A	VCU	2 1
									208 A	Longwood	1 0
									211 H	Wofford	1 0
									214 A	High Point	3 2
									260 A	Ga. Southern	1 2
									261 H	Chattanooga	1 1
									285 A	Citadel	2 3
									296 H	UNC Asheville	1 0
			LAST 10 GAMES								
			261 H	Chattanooga	1 1	171 H	Furman	0 0			
			79 H	Samford	1 2	285 A	Citadel	2 3			
			260 A	Ga. Southern	1 2	101 A	Col. of Charleston	1 2			
			185 A	Davidson	0 3	214 A	High Point	3 2			
			211 H	Wofford	1 0	27 A	Virginia Tech	0 4			

Non-Div. I Games:

Appalachian St.

Average RPI Win: 173		WON-LOST	WINNING	LAST 10	STRENGTH OF		OPP. STRENGTH	TEAM	ADJ	CONF.	ADJ CONF.						
Average RPI Loss: 83		RECORD	PCT. RANK	GAMES	SCHEDULE		OF SCHEDULE	RPI	RPI	RPI	RPI						
DIV. I ONLY		2-12-1	.16667	310	2-7-1		47	82	215	.46069	210	6	6				
DIV. I NON-CONF.		1-6-0	.14286	300	1-1-0		9	179	169	.48602	171	5	5				
<hr/>																	
TOTALS		RPI 1-25		RPI 26-50		W-L RECORDS		RPI 51-100		RPI 101-150		RPI 150+					
2-12-1		0-3-0		0-1-1		OVERALL		1-4-0		0-2-0		1-2-0					
1-5-1		0-0-0		0-1-1		HOME		0-1-0		0-2-0		1-1-0					
1-7-0		0-3-0		0-0-0		AWAY		1-3-0		0-0-0		0-1-0					
0-0-0		0-0-0		0-0-0		NEUTRAL		0-0-0		0-0-0		0-0-0					
1-6-0		0-2-0		0-1-0		NON-CONFERENCE		0-1-0		0-0-0		1-2-0					
1-2-0		0-0-0		0-1-0		HOME		0-0-0		0-0-0		1-1-0					
0-4-0		0-2-0		0-0-		AWAY		0-1-0		0-0-0		0-1-0					
0-0-0		0-0-0		0-0-0		NEUTRAL		0-0-0		0-0-0		0-0-0					
1-6-1		0-1-0		0-0-1		CONFERENCE		1-3-0		0-2-0		0-0-0					
0-3-1		0-0-0		0-0-1		HOME		0-1-0		0-2-0		0-0-0					
1-3-0		0-1-0		0-0-0		AWAY		1-2-0		0-0-0		0-0-0					
0-0-0		0-0-0		0-0-0		NEUTRAL		0-0-0		0-0-0		0-0-0					
RPI	S	Opponent		Score		RPI	S	Opponent		Score		RPI	S	Opponent		Score	
2	A	Stanford		0	6	34	H	Dayton		1	2	52	A	Ohio St.		0	2
13	A	Penn St.		0	4	49	H	Wisconsin		1	1	72	H	Minnesota		0	1
17	A	Marquette		0	1							77	A	Nebraska		1	3
												83	A	Michigan		1	0
												96	A	St. Mary's (CA)		2	3
												263	H	Loyola Chicago		3	0
<hr/>																	
LAST 10 GAMES																	
						72	H	Minnesota		0	1	52	A	Ohio St.		0	2
						49	H	Wisconsin		1	1	13	A	Penn St.		0	4
						83	A	Michigan		1	0	77	A	Nebraska		1	3
						146	H	Indiana		0	1	263	H	Loyola Chicago		3	0
						139	H	Purdue		1	2	166	A	Illinois St.		1	2

Non-Div. I Games:

Northwestern

Average RPI Win: 271		WON-LOST RECORD		WINNING PCT. RANK		LAST 10 GAMES		STRENGTH OF SCHEDULE		OPP. STRENGTH OF SCHEDULE		TEAM RPI		ADJ RPI		CONF. RPI		ADJ CONF. RPI	
DIV. I ONLY		8-5-1		.60714 99		3-5-1		305		236		212		.46039 211		18		18	
DIV. I NON-CONF.		6-0-0		1 1		1-0-0		321		306		139		.50961 137		19		19	
TOTALS		RPI 1-25		RPI 26-50		W-L RECORDS		RPI 51-100		RPI 101-150		RPI 150+							
8-5-1		0-0-0		0-0-0		OVERALL		0-1-1		1-0-0		7-4-0							
6-1-0		0-0-0		0-0-0		HOME		0-0-0		1-0-0		5-1-0							
2-4-1		0-0-0		0-0-0		AWAY		0-1-1		0-0-0		2-3-0							
0-0-0		0-0-0		0-0-0		NEUTRAL		0-0-0		0-0-0		0-0-0							
6-0-0		0-0-0		0-0-0		NON-CONFERENCE		0-0-0		1-0-0		5-0-0							
4-0-0		0-0-0		0-0-0		HOME		0-0-0		1-0-0		3-0-0							
2-0-0		0-0-0		0-0-		AWAY		0-0-0		0-0-0		2-0-0							
0-0-0		0-0-0		0-0-0		NEUTRAL		0-0-0		0-0-0		0-0-0							
2-5-1		0-0-0		0-0-0		CONFERENCE		0-1-1		0-0-0		2-4-0							
2-1-0		0-0-0		0-0-0		HOME		0-0-0		0-0-0		2-1-0							
0-4-1		0-0-0		0-0-0		AWAY		0-1-1		0-0-0		0-3-0							
0-0-0		0-0-0		0-0-0		NEUTRAL		0-0-0		0-0-0		0-0-0							
RPI	S	Opponent		Score	RPI	S	Opponent		Score	RPI	S	Opponent		Score					
							66	A UNC Greensboro	1 1			120	H East Tenn. St.	2 1					
							79	A Samford	0 3			170	A Elon	1 2					
												172	A Western Caro.	1 2					
												185	H Davidson	1 3					
												209	A Appalachian St.	0 1					
												260	H Ga. Southern	2 1					
												261	H Chattanooga	3 2					
												290	H Francis Marion	1 0					
												296	H UNC Asheville	5 0					
												302	A Presbyterian	4 0					
												315	A S.C. Upstate	3 0					
												322	H Alabama St.	7 0					
LAST 10 GAMES																			
							170	A Elon	1 2			172	A Western Caro.	1 2					
							66	A UNC Greensboro	1 1			185	H Davidson	1 3					
							261	H Chattanooga	3 2			260	H Ga. Southern	2 1					
							79	A Samford	0 3			290	H Francis Marion	1 0					
							209	A Appalachian St.	0 1			322	H Alabama St.	7 0					

Non-Div. I Games:

Wofford

Average RPI Win: 273		WON-LOST RECORD		WINNING PCT. RANK		LAST 10 GAMES		STRENGTH OF SCHEDULE		OPP. STRENGTH OF SCHEDULE		TEAM RPI		ADJ RPI		CONF. RPI		ADJ CONF. RPI					
DIV. I ONLY		7-8-0		.46667		177		5-5-0		215		199		210		.45983		212		21		21	
DIV. I NON-CONF.		5-5-0		.5		151		3-2-0		282		139		218		.45238		219		26		26	
TOTALS		RPI 1-25		RPI 26-50		W-L RECORDS		RPI 51-100		RPI 101-150		RPI 150+											
7-8-0		0-1-0		0-3-0		OVERALL		0-0-0		0-1-0		7-3-0											
3-4-0		0-0-0		0-1-0		HOME		0-0-0		0-1-0		3-2-0											
4-4-0		0-1-0		0-2-0		AWAY		0-0-0		0-0-0		4-1-0											
0-0-0		0-0-0		0-0-0		NEUTRAL		0-0-0		0-0-0		0-0-0											
5-5-0		0-1-0		0-2-0		NON-CONFERENCE		0-0-0		0-1-0		5-1-0											
3-1-0		0-0-0		0-0-0		HOME		0-0-0		0-1-0		3-0-0											
2-4-0		0-1-0		0-0-		AWAY		0-0-0		0-0-0		2-1-0											
0-0-0		0-0-0		0-0-0		NEUTRAL		0-0-0		0-0-0		0-0-0											
2-3-0		0-0-0		0-1-0		CONFERENCE		0-0-0		0-0-0		2-2-0											
0-3-0		0-0-0		0-1-0		HOME		0-0-0		0-0-0		0-2-0											
2-0-0		0-0-0		0-0-0		AWAY		0-0-0		0-0-0		2-0-0											
0-0-0		0-0-0		0-0-0		NEUTRAL		0-0-0		0-0-0		0-0-0											
RPI	S	Opponent		Score		RPI	S	Opponent		Score		RPI	S	Opponent		Score							
19	A	Texas A&M		0 9		33	A	LSU		0 1				147	H	UALR		1 2					
						40	A	Rice		0 3				189	H	Louisiana Tech		2 1					
						45	H	Stephen F. Austin		0 5				199	H	Lamar		0 1					
														230	H	Sam Houston St.		0 1					
														245	A	Southeastern La.		1 0					
														251	A	Houston Baptist		0 2					
														268	A	La.-Lafayette		2 0					
														274	A	La.-Monroe		3 0					
														298	A	Nicholls St.		2 0					
														314	H	Texas Southern		8 0					
														321	H	Prairie View		1 0					
LAST 10 GAMES																							
						230	H	Sam Houston St.		0 1		314	H	Texas Southern		8 0							
						45	H	Stephen F. Austin		0 5		33	A	LSU		0 1							
						245	A	Southeastern La.		1 0		268	A	La.-Lafayette		2 0							
						298	A	Nicholls St.		2 0		321	H	Prairie View		1 0							
						199	H	Lamar		0 1		19	A	Texas A&M		0 9							

Non-Div. I Games:

McNeese St.

Average RPI Win:	232	WON-LOST	WINNING	LAST 10	STRENGTH OF	OPP. STRENGTH	TEAM	ADJ	CONF.	ADJ CONF.	
Average RPI Loss:	143	RECORD	PCT. RANK	GAMES	SCHEDULE	OF SCHEDULE	RPI	RPI	RPI	RPI	
DIV. I ONLY	6-8-3	.44118	190	4-5-1	193	212	211	.45869	213	20	20
DIV. I NON-CONF.	4-6-2	.41667	200	2-3-0	159	225	202	.46435	206	18	18
<hr/>											
TOTALS	RPI 1-25	RPI 26-50		W-L RECORDS	RPI 51-100		RPI 101-150		RPI 150+		
6-8-3	0-0-0	0-2-0		OVERALL	0-1-0		1-1-0		5-4-3		
4-2-0	0-0-0	0-1-0		HOME	0-0-0		0-1-0		4-0-0		
1-5-1	0-0-0	0-1-0		AWAY	0-1-0		0-0-0		1-3-1		
1-1-2	0-0-0	0-0-0		NEUTRAL	0-0-0		1-0-0		0-1-2		
<hr/>											
4-6-2	0-0-0	0-2-0		NON-CONFERENCE	0-0-0		1-1-0		3-3-2		
3-2-0	0-0-0	0-1-0		HOME	0-0-0		0-1-0		3-0-0		
0-3-0	0-0-0	0-0-		AWAY	0-0-0		0-0-0		0-2-0		
1-1-2	0-0-0	0-0-0		NEUTRAL	0-0-0		1-0-0		0-1-2		
<hr/>											
2-2-1	0-0-0	0-0-0		CONFERENCE	0-1-0		0-0-0		2-1-1		
1-0-0	0-0-0	0-0-0		HOME	0-0-0		0-0-0		1-0-0		
1-2-1	0-0-0	0-0-0		AWAY	0-1-0		0-0-0		1-1-1		
0-0-0	0-0-0	0-0-0		NEUTRAL	0-0-0		0-0-0		0-0-0		
<hr/>											
RPI S	Opponent	Score	RPI S	Opponent	Score	RPI S	Opponent	Score	RPI S	Opponent	Score
			31 H	Washington St.	1 2	99 A	Fresno St.	0 1	110 H	Seattle	0 1
			46 A	BYU	0 5				122 N	North Dakota St.	3 2
									153 N	UC Santa Barbara	1 1
									157 A	Gonzaga	0 3
									167 N	UC Riverside	1 1
									183 N	Utah Valley	0 1
									189 A	Louisiana Tech	1 0
									197 H	Hawaii	4 2
									219 A	New Mexico St.	1 1
									250 A	Portland St.	1 2
									264 A	San Jose St.	1 2
									266 H	Montana	3 2
									305 H	Idaho St.	4 1
									312 H	Eastern Wash.	1 0
<hr/>											
LAST 10 GAMES											
			189 A	Louisiana Tech	1 0	312 H	Eastern Wash.	1 0			
			219 A	New Mexico St.	1 1	157 A	Gonzaga	0 3			
			197 H	Hawaii	4 2	46 A	BYU	0 5			
			264 A	San Jose St.	1 2	31 H	Washington St.	1 2			
			99 A	Fresno St.	0 1	122 N	North Dakota St.	3 2			

Non-Div. I Games:

Idaho

Average RPI Win:	219	WON-LOST RECORD	WINNING PCT. RANK	LAST 10 GAMES	STRENGTH OF SCHEDULE	OPP. STRENGTH OF SCHEDULE	TEAM RPI	ADJ RPI	CONF. RPI	ADJ CONF. RPI	
DIV. I ONLY	5-8-3	.40625	215	3-5-2	182	155	208	.45856	214	29	29
DIV. I NON-CONF.	2-7-1	.25	268	0-4-0	175	69	241	.43169	244	30	29
TOTALS	RPI 1-25	RPI 26-50	W-L RECORDS		RPI 51-100	RPI 101-150	RPI 150+				
5-8-3	0-0-0	0-3-0	OVERALL		0-0-0	1-1-2	4-4-1				
3-2-2	0-0-0	0-1-0	HOME		0-0-0	0-0-2	3-1-0				
2-6-1	0-0-0	0-2-0	AWAY		0-0-0	1-1-0	1-3-1				
0-0-0	0-0-0	0-0-0	NEUTRAL		0-0-0	0-0-0	0-0-0				
2-7-1	0-0-0	0-3-0	NON-CONFERENCE		0-0-0	1-1-1	1-3-0				
0-2-1	0-0-0	0-1-0	HOME		0-0-0	0-0-1	0-1-0				
2-5-0	0-0-0	0-0-	AWAY		0-0-0	1-1-0	1-2-0				
0-0-0	0-0-0	0-0-0	NEUTRAL		0-0-0	0-0-0	0-0-0				
3-1-2	0-0-0	0-0-0	CONFERENCE		0-0-0	0-0-1	3-1-1				
3-0-1	0-0-0	0-0-0	HOME		0-0-0	0-0-1	3-0-0				
0-1-1	0-0-0	0-0-0	AWAY		0-0-0	0-0-0	0-1-1				
0-0-0	0-0-0	0-0-0	NEUTRAL		0-0-0	0-0-0	0-0-0				
RPI S	Opponent	Score	RPI S	Opponent	Score	RPI S	Opponent	Score	RPI S	Opponent	Score
			26 A	West Virginia	0 1				119 H	Navy	0 0
			27 A	Virginia Tech	0 3				138 A	Charlotte	2 4
			36 H	North Carolina St.	0 1				141 A	Loyola Maryland	3 2
									144 H	Campbell	0 0
									170 A	Elon	0 2
									193 A	Winthrop	0 2
									194 H	Liberty	1 0
									204 A	Towson	2 1
									209 H	Appalachian St.	2 3
									257 H	Charleston So.	1 0
									279 A	Gardner-Webb	2 2
									290 A	Francis Marion	1 2
									300 H	Coastal Caro.	4 1
			LAST 10 GAMES								
			144 H	Campbell	0 0	257 H	Charleston So.	1 0			
			194 H	Liberty	1 0	138 A	Charlotte	2 4			
			279 A	Gardner-Webb	2 2	209 H	Appalachian St.	2 3			
			193 A	Winthrop	0 2	170 A	Elon	0 2			
			300 H	Coastal Caro.	4 1	26 A	West Virginia	0 1			

Non-Div. I Games:

High Point

Average RPI Win: 240		WON-LOST	WINNING	LAST 10	STRENGTH OF		OPP. STRENGTH	TEAM	ADJ		CONF.	ADJ CONF.	
Average RPI Loss: 153		RECORD	PCT. RANK	GAMES	SCHEDULE		OF SCHEDULE	RPI	RPI		RPI	RPI	
DIV. I ONLY		8-6-1	.56667	111	5-4-0		297	176	223	.45854	215	26	26
DIV. I NON-CONF.		5-4-1	.55	144	2-2-0		267	165	195	.47111	191	25	25
TOTALS		RPI 1-25	RPI 26-50		W-L RECORDS		RPI 51-100		RPI 101-150		RPI 150+		
8-6-1		0-0-0	0-0-0		OVERALL		0-0-0		1-4-0		7-2-1		
4-2-1		0-0-0	0-0-0		HOME		0-0-0		1-0-0		3-2-1		
3-3-0		0-0-0	0-0-0		AWAY		0-0-0		0-3-0		3-0-0		
1-1-0		0-0-0	0-0-0		NEUTRAL		0-0-0		0-1-0		1-0-0		
5-4-1		0-0-0	0-0-0		NON-CONFERENCE		0-0-0		0-4-0		5-0-1		
3-0-1		0-0-0	0-0-0		HOME		0-0-0		0-0-0		3-0-1		
1-3-0		0-0-0	0-0-		AWAY		0-0-0		0-3-0		1-0-0		
1-1-0		0-0-0	0-0-0		NEUTRAL		0-0-0		0-1-0		1-0-0		
3-2-0		0-0-0	0-0-0		CONFERENCE		0-0-0		1-0-0		2-2-0		
1-2-0		0-0-0	0-0-0		HOME		0-0-0		1-0-0		0-2-0		
2-0-0		0-0-0	0-0-0		AWAY		0-0-0		0-0-0		2-0-0		
0-0-0		0-0-0	0-0-0		NEUTRAL		0-0-0		0-0-0		0-0-0		
RPI S	Opponent	Score	RPI S	Opponent	Score	RPI S	Opponent	Score	RPI S	Opponent	Score		
									105 A	Colgate	2	3	
									121 A	Wright St.	1	8	
									127 A	Saint Francis (PA)	2	3	
									133 N	Buffalo	0	1	
									141 H	Loyola Maryland	3	2	
									161 N	St. Bonaventure	4	3	
									181 H	Rider	1	5	
									205 H	Duquesne	2	1	
									222 H	Quinnipiac	2	2	
									242 H	Youngstown St.	1	0	
									248 H	Niagara	0	1	
									258 H	Bucknell	1	0	
									289 A	Manhattan	2	1	
									308 A	Saint Peter's	1	0	
									318 A	Delaware St.	2	1	
LAST 10 GAMES													
						248 H	Niagara	0	1	105 A	Colgate	2	3
						181 H	Rider	1	5	205 H	Duquesne	2	1
						141 H	Loyola Maryland	3	2	133 N	Buffalo	0	1
						308 A	Saint Peter's	1	0	161 N	St. Bonaventure	4	3
						289 A	Manhattan	2	1	318 A	Delaware St.	2	1

Non-Div. I Games:

Canisius

Average RPI Win: 259		WON-LOST RECORD		WINNING PCT. RANK		LAST 10 GAMES		STRENGTH OF SCHEDULE		OPP. STRENGTH OF SCHEDULE		TEAM RPI		ADJ RPI		CONF. RPI		ADJ CONF. RPI	
DIV. I ONLY		2-10-1		.19231 302		2-7-1		30		228		221		.45815 216		12		11	
DIV. I NON-CONF.		2-7-0		.22222 281		2-4-0		39		246		198		.46752 198		12		12	
TOTALS		RPI 1-25		RPI 26-50		W-L RECORDS		RPI 51-100		RPI 101-150		RPI 150+							
2-10-1		0-1-0		0-1-0		OVERALL		0-2-1		0-3-0		2-3-0							
2-5-1		0-1-0		0-1-0		HOME		0-0-1		0-1-0		2-2-0							
0-4-0		0-0-0		0-0-0		AWAY		0-1-0		0-2-0		0-1-0							
0-1-0		0-0-0		0-0-0		NEUTRAL		0-1-0		0-0-0		0-0-0							
2-7-0		0-1-0		0-1-0		NON-CONFERENCE		0-1-0		0-2-0		2-2-0							
2-4-0		0-1-0		0-1-0		HOME		0-0-0		0-1-0		2-1-0							
0-2-0		0-0-0		0-0-		AWAY		0-0-0		0-1-0		0-1-0							
0-1-0		0-0-0		0-0-0		NEUTRAL		0-1-0		0-0-0		0-0-0							
0-3-1		0-0-0		0-0-0		CONFERENCE		0-1-1		0-1-0		0-1-0							
0-1-1		0-0-0		0-0-0		HOME		0-0-1		0-0-0		0-1-0							
0-2-0		0-0-0		0-0-0		AWAY		0-1-0		0-1-0		0-0-0							
0-0-0		0-0-0		0-0-0		NEUTRAL		0-0-0		0-0-0		0-0-0							
RPI	S	Opponent		Score		RPI	S	Opponent		Score		RPI	S	Opponent		Score			
21	H	La Salle		0	2	28	H	Maryland		0	4	62	H	Harvard		2	2		
												74	A	Penn		1	2		
												90	N	Hartford		0	2		
												105	H	Colgate		0	3		
												107	A	Yale		1	2		
												131	A	Marist		0	2		
												163	A	Fordham		3	4		
												231	H	Columbia		1	3		
												248	H	Niagara		2	0		
												258	H	Bucknell		0	1		
												270	H	Binghamton		1	0		
LAST 10 GAMES																			
						107	A	Yale		1	2	21	H	La Salle		0	2		
						62	H	Harvard		2	2	90	N	Hartford		0	2		
						74	A	Penn		1	2	131	A	Marist		0	2		
						248	H	Niagara		2	0	270	H	Binghamton		1	0		
						231	H	Columbia		1	3	258	H	Bucknell		0	1		

Non-Div. I Games:

Cornell

Average RPI Win: 236		WON-LOST	WINNING	LAST 10	STRENGTH OF	OPP. STRENGTH	TEAM	ADJ	CONF.	ADJ CONF.																	
Average RPI Loss: 119		RECORD	PCT. RANK	GAMES	SCHEDULE	OF SCHEDULE	RPI	RPI	RPI	RPI																	
DIV. I ONLY		6-8-2	.4375	191	4-5-1	209	171	217	.45796	217	25	25															
DIV. I NON-CONF.		2-6-1	.27778	261	0-3-0	188	103	244	.43376	241	24	24															
<hr/>																											
TOTALS		RPI 1-25		RPI 26-50		W-L RECORDS		RPI 51-100		RPI 101-150		RPI 150+															
6-8-2		0-1-0		0-1-0		OVERALL		0-1-0		0-2-0		6-3-2															
2-4-1		0-0-0		0-1-0		HOME		0-1-0		0-1-0		2-1-1															
4-4-1		0-1-0		0-0-0		AWAY		0-0-0		0-1-0		4-2-1															
0-0-0		0-0-0		0-0-0		NEUTRAL		0-0-0		0-0-0		0-0-0															
2-6-1		0-1-0		0-1-0		NON-CONFERENCE		0-0-0		0-2-0		2-2-1															
1-3-1		0-0-0		0-1-0		HOME		0-0-0		0-1-0		1-1-1															
1-3-0		0-1-0		0-0-		AWAY		0-0-0		0-1-0		1-1-0															
0-0-0		0-0-0		0-0-0		NEUTRAL		0-0-0		0-0-0		0-0-0															
4-2-1		0-0-0		0-0-0		CONFERENCE		0-1-0		0-0-0		4-1-1															
1-1-0		0-0-0		0-0-0		HOME		0-1-0		0-0-0		1-0-0															
3-1-1		0-0-0		0-0-0		AWAY		0-0-0		0-0-0		3-1-1															
0-0-0		0-0-0		0-0-0		NEUTRAL		0-0-0		0-0-0		0-0-0															
RPI	S	Opponent		Score		RPI	S	Opponent		Score		RPI	S	Opponent		Score											
15	A	Kentucky		1	2	41	H	Louisville		0	5	80	H	Southeast Mo. St.		0	1										
												116	H	Detroit		0	1										
												121	A	Wright St.		0	1										
												156	A	Xavier		0	1										
												162	H	UT Martin		2	1										
												180	H	Marshall		0	4										
												184	H	Miami (OH)		2	1										
												229	A	Morehead St.		1	0										
												240	A	SIU Edwardsville		0	1										
												262	A	Eastern Ill.		1	0										
												279	H	Gardner-Webb		1	1										
												281	A	Tennessee Tech		2	1										
												296	A	UNC Asheville		4	0										
												304	A	Jacksonville St.		1	1										
												LAST 10 GAMES															
												240	A	SIU Edwardsville		0	1	281	A	Tennessee Tech		2	1				
262	A	Eastern Ill.		1	0	229	A	Morehead St.		1	0																
80	H	Southeast Mo. St.		0	1	156	A	Xavier		0	1																
162	H	UT Martin		2	1	116	H	Detroit		0	1																
304	A	Jacksonville St.		1	1	180	H	Marshall		0	4																

Average RPI Win: 251		WON-LOST RECORD	WINNING PCT. RANK	LAST 10 GAMES	STRENGTH OF SCHEDULE	OPP. STRENGTH OF SCHEDULE	TEAM RPI	ADJ RPI		CONF. RPI	ADJ CONF. RPI	
Average RPI Loss: 154												
DIV. I ONLY		6-7-1	.46429 181	4-5-1	212	252	224	.45747	218	22	22	
DIV. I NON-CONF.		3-4-0	.42857 199	1-2-0	218	199	216	.45485	216	22	21	
<hr/>												
TOTALS		RPI 1-25		RPI 26-50		W-L RECORDS		RPI 51-100		RPI 101-150		RPI 150+
6-7-1		0-0-0		0-0-0		OVERALL		0-2-0		0-2-0		6-3-1
2-2-0		0-0-0		0-0-0		HOME		0-0-0		0-1-0		2-1-0
4-5-1		0-0-0		0-0-0		AWAY		0-2-0		0-1-0		4-2-1
0-0-0		0-0-0		0-0-0		NEUTRAL		0-0-0		0-0-0		0-0-0
3-4-0		0-0-0		0-0-0		NON-CONFERENCE		0-2-0		0-0-0		3-2-0
1-1-0		0-0-0		0-0-0		HOME		0-0-0		0-0-0		1-1-0
2-3-0		0-0-0		0-0-		AWAY		0-2-0		0-0-0		2-1-0
0-0-0		0-0-0		0-0-0		NEUTRAL		0-0-0		0-0-0		0-0-0
3-3-1		0-0-0		0-0-0		CONFERENCE		0-0-0		0-2-0		3-1-1
1-1-0		0-0-0		0-0-0		HOME		0-0-0		0-1-0		1-0-0
2-2-1		0-0-0		0-0-0		AWAY		0-0-0		0-1-0		2-1-1
0-0-0		0-0-0		0-0-0		NEUTRAL		0-0-0		0-0-0		0-0-0
RPI	S	Opponent	Score	RPI	S	Opponent	Score	RPI	S	Opponent	Score	
						70 A Western Ky.	0 4	120 H East Tenn. St.		1 2		
						79 A Samford	0 2	132 A Jacksonville		1 3		
								164 H UAB		2 3		
								198 A Mercer		1 0		
								200 A North Florida		0 0		
								220 A Austin Peay		1 2		
								223 A Arkansas St.		2 1		
								226 A Kennesaw St.		2 1		
								262 H Eastern Ill.		1 0		
								281 A Tennessee Tech		3 1		
								294 A Lipscomb		1 2		
								315 H S.C. Upstate		1 0		
<hr/>												
				LAST 10 GAMES								
132 A Jacksonville				1 3	198 A Mercer				1 0			
200 A North Florida				0 0	226 A Kennesaw St.				2 1			
294 A Lipscomb				1 2	223 A Arkansas St.				2 1			
120 H East Tenn. St.				1 2	70 A Western Ky.				0 4			
315 H S.C. Upstate				1 0	220 A Austin Peay				1 2			

Non-Div. I Games:

Belmont

Average RPI Win: 258		WON-LOST	WINNING	LAST 10	STRENGTH OF		OPP. STRENGTH	TEAM	ADJ	CONF.	ADJ CONF.
Average RPI Loss: 121		RECORD	PCT. RANK	GAMES	SCHEDULE		OF SCHEDULE	RPI	RPI	RPI	RPI
DIV. I ONLY		7-6-2	.53333	130	2-4-2		277	213	226	.457	219
DIV. I NON-CONF.		6-4-1	.59091	121	1-2-1		288	227	207	.46437	205
TOTALS		RPI 1-25	RPI 26-50		W-L RECORDS		RPI 51-100		RPI 101-150		RPI 150+
7-6-2		0-0-0	0-1-0		OVERALL		0-3-0		1-0-0		6-2-2
5-1-1		0-0-0	0-0-0		HOME		0-1-0		1-0-0		4-0-1
1-5-1		0-0-0	0-1-0		AWAY		0-2-0		0-0-0		1-2-1
1-0-0		0-0-0	0-0-0		NEUTRAL		0-0-0		0-0-0		1-0-0
6-4-1		0-0-0	0-1-0		NON-CONFERENCE		0-2-0		1-0-0		5-1-1
4-1-0		0-0-0	0-0-0		HOME		0-1-0		1-0-0		3-0-0
1-3-1		0-0-0	0-0-		AWAY		0-1-0		0-0-0		1-1-1
1-0-0		0-0-0	0-0-0		NEUTRAL		0-0-0		0-0-0		1-0-0
1-2-1		0-0-0	0-0-0		CONFERENCE		0-1-0		0-0-0		1-1-1
1-0-1		0-0-0	0-0-0		HOME		0-0-0		0-0-0		1-0-1
0-2-0		0-0-0	0-0-0		AWAY		0-1-0		0-0-0		0-1-0
0-0-0		0-0-0	0-0-0		NEUTRAL		0-0-0		0-0-0		0-0-0
RPI S	Opponent	Score	RPI S	Opponent	Score	RPI S	Opponent	Score	RPI S	Opponent	Score
			50 A	Texas Tech	0 1	69 A	Utah St.	0 2	147 H	UALR	3 0
						89 A	UTEP	0 2	189 A	Louisiana Tech	0 1
						91 H	New Mexico	0 4	213 H	Idaho	1 1
									225 H	Northern Colo.	1 0
									235 A	Weber St.	0 3
									251 H	Houston Baptist	2 0
									277 H	Nevada	2 1
									281 N	Tennessee Tech	1 0
									304 A	Jacksonville St.	2 1
									305 A	Idaho St.	1 1
									321 H	Prairie View	4 0
LAST 10 GAMES											
			213 H	Idaho	1 1	235 A	Weber St.	0 3			
			277 H	Nevada	2 1	305 A	Idaho St.	1 1			
			69 A	Utah St.	0 2	147 H	UALR	3 0			
			189 A	Louisiana Tech	0 1	225 H	Northern Colo.	1 0			
			91 H	New Mexico	0 4	281 N	Tennessee Tech	1 0			

Non-Div. I Games: Embry-Riddle (AZ) 7 0

New Mexico St.

Average RPI Win:	263	WON-LOST RECORD	WINNING PCT. RANK	LAST 10 GAMES	STRENGTH OF SCHEDULE	OPP. STRENGTH OF SCHEDULE	TEAM RPI	ADJ RPI	CONF. RPI	ADJ CONF. RPI					
Average RPI Loss:	150														
DIV. I ONLY	6-6-1	.5	147	4-5-1	239	275	221	.45675	220	25	25				
DIV. I NON-CONF.	5-3-0	.625	94	3-2-0	212	282	153	.49641	153	24	24				
<hr/>															
TOTALS	RPI 1-25	RPI 26-50		W-L RECORDS		RPI 51-100		RPI 101-150		RPI 150+					
6-6-1	0-0-0	0-0-0		OVERALL		0-2-0		0-1-0		6-3-1					
1-3-0	0-0-0	0-0-0		HOME		0-2-0		0-0-0		1-1-0					
4-3-1	0-0-0	0-0-0		AWAY		0-0-0		0-1-0		4-2-1					
1-0-0	0-0-0	0-0-0		NEUTRAL		0-0-0		0-0-0		1-0-0					
<hr/>															
5-3-0	0-0-0	0-0-0		NON-CONFERENCE		0-1-0		0-1-0		5-1-0					
1-1-0	0-0-0	0-0-0		HOME		0-1-0		0-0-0		1-0-0					
3-2-0	0-0-0	0-0-		AWAY		0-0-0		0-1-0		3-1-0					
1-0-0	0-0-0	0-0-0		NEUTRAL		0-0-0		0-0-0		1-0-0					
<hr/>															
1-3-1	0-0-0	0-0-0		CONFERENCE		0-1-0		0-0-0		1-2-1					
0-2-0	0-0-0	0-0-0		HOME		0-1-0		0-0-0		0-1-0					
1-1-1	0-0-0	0-0-0		AWAY		0-0-0		0-0-0		1-1-1					
0-0-0	0-0-0	0-0-0		NEUTRAL		0-0-0		0-0-0		0-0-0					
<hr/>															
RPI	S	Opponent	Score	RPI	S	Opponent	Score	RPI	S	Opponent	Score				
				70 H Western Ky.				1	3	150 A South Ala.	1	2			
				80 H Southeast Mo. St.				1	3	156 A Xavier	0	1			
										162 H UT Martin	0	2			
										218 H Belmont	2	1			
										241 N Troy	2	1			
										249 A Murray St.	2	1			
										261 A Chattanooga	4	0			
										281 A Tennessee Tech	0	1			
										294 A Lipscomb	5	0			
										304 A Jacksonville St.	1	1			
								316 A Alabama A&M	14	0					
<hr/>															
				LAST 10 GAMES											
				281 A Tennessee Tech				0	1	156 A Xavier				0	1
				304 A Jacksonville St.				1	1	294 A Lipscomb				5	0
				249 A Murray St.				2	1	150 A South Ala.				1	2
				162 H UT Martin				0	2	241 N Troy				2	1
				80 H Southeast Mo. St.				1	3	218 H Belmont				2	1

Non-Div. I Games: Union (TN) 5 0

Austin Peay

Average RPI Win:	232	WON-LOST RECORD	WINNING PCT. RANK	LAST 10 GAMES	STRENGTH OF SCHEDULE	OPP. STRENGTH OF SCHEDULE	TEAM RPI	ADJ RPI	CONF. RPI	ADJ CONF. RPI		
DIV. I ONLY		9-6-1	.59375	102	5-4-1	311	174	225	.45662	221	19	19
DIV. I NON-CONF.		6-3-1	.65	84	2-1-1	319	191	238	.43674	235	20	20
<hr/>												
TOTALS	RPI 1-25	RPI 26-50		W-L RECORDS		RPI 51-100		RPI 101-150		RPI 150+		
9-6-1	0-0-0	0-0-0		OVERALL		1-1-0		1-1-0		7-4-1		
3-2-0	0-0-0	0-0-0		HOME		0-1-0		1-0-0		2-1-0		
4-4-1	0-0-0	0-0-0		AWAY		0-0-0		0-1-0		4-3-1		
2-0-0	0-0-0	0-0-0		NEUTRAL		1-0-0		0-0-0		1-0-0		
<hr/>												
6-3-1	0-0-0	0-0-0		NON-CONFERENCE		1-0-0		0-0-0		5-3-1		
1-1-0	0-0-0	0-0-0		HOME		0-0-0		0-0-0		1-1-0		
3-2-1	0-0-0	0-0-		AWAY		0-0-0		0-0-0		3-2-1		
2-0-0	0-0-0	0-0-0		NEUTRAL		1-0-0		0-0-0		1-0-0		
<hr/>												
3-3-0	0-0-0	0-0-0		CONFERENCE		0-1-0		1-1-0		2-1-0		
2-1-0	0-0-0	0-0-0		HOME		0-1-0		1-0-0		1-0-0		
1-2-0	0-0-0	0-0-0		AWAY		0-0-0		0-1-0		1-1-0		
0-0-0	0-0-0	0-0-0		NEUTRAL		0-0-0		0-0-0		0-0-0		
<hr/>												
RPI S	Opponent	Score	RPI S	Opponent	Score	RPI S	Opponent	Score	RPI S	Opponent	Score	
						84 N	Syracuse	1 0	127 A	Saint Francis (PA)	0 1	
						100 H	Monmouth	0 2	136 H	Sacred Heart	1 0	
									176 A	Central Conn. St.	3 1	
									186 H	Cleveland St.	2 3	
									205 A	Duquesne	2 2	
									222 A	Quinnipiac	2 3	
									224 A	George Washington	1 5	
									242 A	Youngstown St.	0 1	
									248 H	Niagara	5 1	
									252 A	American	2 1	
									275 H	Mt. St. Mary's	3 0	
									293 A	Howard	4 1	
									308 A	Saint Peter's	1 0	
									312 N	Eastern Wash.	3 1	
<hr/>												
LAST 10 GAMES												
						100 H	Monmouth	0 2	127 A	Saint Francis (PA)	0 1	
						275 H	Mt. St. Mary's	3 0	205 A	Duquesne	2 2	
						176 A	Central Conn. St.	3 1	293 A	Howard	4 1	
						222 A	Quinnipiac	2 3	308 A	Saint Peter's	1 0	
						136 H	Sacred Heart	1 0	224 A	George Washington	1 5	

Non-Div. I Games:

Robert Morris

Average RPI Win:	260	WON-LOST	WINNING	LAST 10	STRENGTH OF	OPP. STRENGTH	TEAM	ADJ	CONF.	ADJ CONF.	
Average RPI Loss:	147	RECORD	PCT. RANK	GAMES	SCHEDULE	OF SCHEDULE	RPI	RPI	RPI	RPI	
DIV. I ONLY	3-7-1	.31818	260	3-5-0	82	293	220	.45642	222	19	19
DIV. I NON-CONF.	1-4-1	.25	268	1-2-0	95	288	231	.44197	228	20	20
<hr/>											
TOTALS	RPI 1-25	RPI 26-50		W-L RECORDS		RPI 51-100		RPI 101-150		RPI 150+	
3-7-1	0-0-0	0-0-0		OVERALL		0-1-0		0-4-0		3-2-1	
2-3-0	0-0-0	0-0-0		HOME		0-0-0		0-2-0		2-1-0	
1-4-1	0-0-0	0-0-0		AWAY		0-1-0		0-2-0		1-1-1	
0-0-0	0-0-0	0-0-0		NEUTRAL		0-0-0		0-0-0		0-0-0	
<hr/>											
1-4-1	0-0-0	0-0-0		NON-CONFERENCE		0-1-0		0-2-0		1-1-1	
1-1-0	0-0-0	0-0-0		HOME		0-0-0		0-1-0		1-0-0	
0-3-1	0-0-0	0-0-		AWAY		0-1-0		0-1-0		0-1-1	
0-0-0	0-0-0	0-0-0		NEUTRAL		0-0-0		0-0-0		0-0-0	
<hr/>											
2-3-0	0-0-0	0-0-0		CONFERENCE		0-0-0		0-2-0		2-1-0	
1-2-0	0-0-0	0-0-0		HOME		0-0-0		0-1-0		1-1-0	
1-1-0	0-0-0	0-0-0		AWAY		0-0-0		0-1-0		1-0-0	
0-0-0	0-0-0	0-0-0		NEUTRAL		0-0-0		0-0-0		0-0-0	
<hr/>											
RPI S	Opponent	Score	RPI S	Opponent	Score	RPI S	Opponent	Score	RPI S	Opponent	Score
						90 A	Hartford	0 1	107 A	Yale	0 2
						127 H	Saint Francis (PA)	0 3			
						136 A	Sacred Heart	1 2			
						142 H	Lehigh	2 4			
						202 H	Wagner	0 1			
						215 A	Canisius	2 2			
						221 H	Robert Morris	3 2			
						228 A	Siena	0 1			
						276 H	Holy Cross	1 0			
						283 A	Fairleigh Dickinson	4 2			
			LAST 10 GAMES								
			202 H	Wagner	0 1	276 H	Holy Cross	1 0			
			127 H	Saint Francis (PA)	0 3	142 H	Lehigh	2 4			
			221 H	Robert Morris	3 2	107 A	Yale	0 2			
			283 A	Fairleigh Dickinson	4 2	90 A	Hartford	0 1			
			136 A	Sacred Heart	1 2	228 A	Siena	0 1			

Non-Div. I Games:

Quinnipiac

Average RPI Win: 233		WON-LOST	WINNING	LAST 10	STRENGTH OF		OPP. STRENGTH	TEAM	ADJ	CONF.	ADJ CONF.
Average RPI Loss: 140		RECORD	PCT. RANK	GAMES	SCHEDULE		OF SCHEDULE	RPI	RPI	RPI	RPI
DIV. I ONLY		6-8-2	.4375	191	4-5-1		191	221	214	.45637	223
DIV. I NON-CONF.		2-4-2	.375	216	0-1-1		205	278	240	.43124	246
TOTALS		RPI 1-25	RPI 26-50		W-L RECORDS		RPI 51-100		RPI 101-150		RPI 150+
6-8-2		0-0-0	0-0-0		OVERALL		0-3-0		1-2-0		5-3-2
4-3-1		0-0-0	0-0-0		HOME		0-1-0		1-0-0		3-2-1
2-5-1		0-0-0	0-0-0		AWAY		0-2-0		0-2-0		2-1-1
0-0-0		0-0-0	0-0-0		NEUTRAL		0-0-0		0-0-0		0-0-0
2-4-2		0-0-0	0-0-0		NON-CONFERENCE		0-1-0		1-0-0		1-3-2
1-2-1		0-0-0	0-0-0		HOME		0-0-0		1-0-0		0-2-1
1-2-1		0-0-0	0-0-		AWAY		0-1-0		0-0-0		1-1-1
0-0-0		0-0-0	0-0-0		NEUTRAL		0-0-0		0-0-0		0-0-0
4-4-0		0-0-0	0-0-0		CONFERENCE		0-2-0		0-2-0		4-0-0
3-1-0		0-0-0	0-0-0		HOME		0-1-0		0-0-0		3-0-0
1-3-0		0-0-0	0-0-0		AWAY		0-1-0		0-2-0		1-0-0
0-0-0		0-0-0	0-0-0		NEUTRAL		0-0-0		0-0-0		0-0-0
RPI S	Opponent	Score	RPI S	Opponent	Score	RPI S	Opponent	Score	RPI S	Opponent	Score
						67 H	FIU	1 2	126 A	Middle Tenn.	0 3
						70 A	Western Ky.	2 3	145 H	Mississippi St.	3 1
						80 A	Southeast Mo. St.	0 4	150 A	South Ala.	0 2
									162 A	UT Martin	2 4
									192 H	Fla. Atlantic	3 0
									218 H	Belmont	1 2
									241 A	Troy	2 1
									249 H	Murray St.	1 2
									268 H	La.-Lafayette	2 0
									273 H	Ark.-Pine Bluff	4 4
									274 H	La.-Monroe	5 0
									280 A	Central Ark.	2 0
									294 A	Lipscomb	1 1
LAST 10 GAMES											
						241 A	Troy	2 1	126 A	Middle Tenn.	0 3
						150 A	South Ala.	0 2	67 H	FIU	1 2
						274 H	La.-Monroe	5 0	192 H	Fla. Atlantic	3 0
						268 H	La.-Lafayette	2 0	273 H	Ark.-Pine Bluff	4 4
						70 A	Western Ky.	2 3	218 H	Belmont	1 2

Non-Div. I Games:

Arkansas St.

Average RPI Win: 207		WON-LOST	WINNING	LAST 10	STRENGTH OF		OPP. STRENGTH	TEAM	ADJ		CONF.	ADJ CONF.
Average RPI Loss: 143		RECORD	PCT. RANK	GAMES	SCHEDULE		OF SCHEDULE	RPI	RPI		RPI	RPI
DIV. I ONLY		5-9-2	.375	234	3-4-2		155	172	215		.45569	224
DIV. I NON-CONF.		3-7-0	.3	254	1-2-0		128	215	226		.44227	227
TOTALS		RPI 1-25	RPI 26-50		W-L RECORDS		RPI 51-100		RPI 101-150		RPI 150+	
5-9-2		0-0-0	0-2-0		OVERALL		0-2-0		0-0-0		5-5-2	
2-6-0		0-0-0	0-2-0		HOME		0-1-0		0-0-0		2-3-0	
3-3-2		0-0-0	0-0-0		AWAY		0-1-0		0-0-0		3-2-2	
0-0-0		0-0-0	0-0-0		NEUTRAL		0-0-0		0-0-0		0-0-0	
3-7-0		0-0-0	0-1-0		NON-CONFERENCE		0-2-0		0-0-0		3-4-0	
1-5-0		0-0-0	0-1-0		HOME		0-1-0		0-0-0		1-3-0	
2-2-0		0-0-0	0-0-		AWAY		0-1-0		0-0-0		2-1-0	
0-0-0		0-0-0	0-0-0		NEUTRAL		0-0-0		0-0-0		0-0-0	
2-2-2		0-0-0	0-1-0		CONFERENCE		0-0-0		0-0-0		2-1-2	
1-1-0		0-0-0	0-1-0		HOME		0-0-0		0-0-0		1-0-0	
1-1-2		0-0-0	0-0-0		AWAY		0-0-0		0-0-0		1-1-2	
0-0-0		0-0-0	0-0-0		NEUTRAL		0-0-0		0-0-0		0-0-0	
RPI S	Opponent	Score	RPI S	Opponent	Score	RPI S	Opponent	Score	RPI S	Opponent	Score	
			34 H	Dayton	0 3	51 H	Iowa	1 4	156 H	Xavier	1 0	
			42 H	Georgetown	0 3	96 A	St. Mary's (CA)	0 3	161 A	St. Bonaventure	0 0	
									174 A	San Francisco	2 1	
									177 A	Saint Joseph's	0 0	
									185 H	Davidson	2 4	
									190 H	Bryant	0 1	
									194 H	Liberty	1 2	
									205 A	Duquesne	1 0	
									221 H	Robert Morris	5 1	
									247 A	Temple	0 1	
									252 A	American	0 1	
									279 A	Gardner-Webb	2 1	
LAST 10 GAMES												
			156 H	Xavier	1 0	161 A	St. Bonaventure	0 0				
			34 H	Dayton	0 3	252 A	American	0 1				
			247 A	Temple	0 1	194 H	Liberty	1 2				
			177 A	Saint Joseph's	0 0	279 A	Gardner-Webb	2 1				
			205 A	Duquesne	1 0	190 H	Bryant	0 1				

Non-Div. I Games:

George Washington

Average RPI Win: 257		WON-LOST	WINNING	LAST 10	STRENGTH OF		OPP. STRENGTH	TEAM	ADJ		CONF.	ADJ CONF.
Average RPI Loss: 146		RECORD	PCT. RANK	GAMES	SCHEDULE		OF SCHEDULE	RPI	RPI		RPI	RPI
DIV. I ONLY		6-7-3	.46875	172	5-3-2		207	273	218		30	30
DIV. I NON-CONF.		3-6-2	.36364	231	2-2-1		121	234	208		29	30
TOTALS		RPI 1-25	RPI 26-50		W-L RECORDS		RPI 51-100		RPI 101-150		RPI 150+	
6-7-3		0-0-0	0-1-0		OVERALL		0-2-0		1-0-1		5-4-2	
3-2-2		0-0-0	0-0-0		HOME		0-1-0		0-0-1		3-1-1	
3-5-1		0-0-0	0-1-0		AWAY		0-1-0		1-0-0		2-3-1	
0-0-0		0-0-0	0-0-0		NEUTRAL		0-0-0		0-0-0		0-0-0	
3-6-2		0-0-0	0-1-0		NON-CONFERENCE		0-2-0		1-0-1		2-3-1	
1-1-2		0-0-0	0-0-0		HOME		0-1-0		0-0-1		1-0-1	
2-5-0		0-0-0	0-0-		AWAY		0-1-0		1-0-0		1-3-0	
0-0-0		0-0-0	0-0-0		NEUTRAL		0-0-0		0-0-0		0-0-0	
3-1-1		0-0-0	0-0-0		CONFERENCE		0-0-0		0-0-0		3-1-1	
2-1-0		0-0-0	0-0-0		HOME		0-0-0		0-0-0		2-1-0	
1-0-1		0-0-0	0-0-0		AWAY		0-0-0		0-0-0		1-0-1	
0-0-0		0-0-0	0-0-0		NEUTRAL		0-0-0		0-0-0		0-0-0	
RPI S	Opponent	Score	RPI S	Opponent	Score	RPI S	Opponent	Score	RPI S	Opponent	Score	
			48 A	Denver	1 2	69 H	Utah St.	1 2	111 A	Creighton	2 1	
						89 A	UTEP	0 2	132 H	Jacksonville	0 0	
									158 A	Wyoming	1 2	
									207 A	Colorado	0 3	
									219 A	New Mexico St.	0 1	
									235 H	Weber St.	1 2	
									246 A	Sacramento St.	0 0	
									250 A	Portland St.	1 0	
									253 H	Drake	2 2	
									272 A	Air Force	1 0	
									295 H	Northern Ariz.	2 0	
									305 H	Idaho St.	3 1	
									311 H	South Dakota	4 2	
LAST 10 GAMES												
			246 A	Sacramento St.	0 0	295 H	Northern Ariz.	2 0				
			250 A	Portland St.	1 0	311 H	South Dakota	4 2				
			305 H	Idaho St.	3 1	253 H	Drake	2 2				
			235 H	Weber St.	1 2	111 A	Creighton	2 1				
			158 A	Wyoming	1 2	89 A	UTEP	0 2				

Non-Div. I Games:

Northern Colo.

Average RPI Win: 223		WON-LOST	WINNING	LAST 10	STRENGTH OF		OPP. STRENGTH	TEAM	ADJ	CONF.	ADJ CONF.
Average RPI Loss: 124		RECORD	PCT. RANK	GAMES	SCHEDULE		OF SCHEDULE	RPI	RPI	RPI	RPI
DIV. I ONLY		5-8-0	.38462	231	3-5-0		181	175	228	.455	226
DIV. I NON-CONF.		3-3-0	.5	151	1-0-0		174	91	155	.49705	152
TOTALS		RPI 1-25	RPI 26-50		W-L RECORDS		RPI 51-100		RPI 101-150		RPI 150+
5-8-0		0-1-0	0-0-0		OVERALL		0-3-0		1-1-0		4-3-0
4-3-0		0-0-0	0-0-0		HOME		0-2-0		1-0-0		3-1-0
1-5-0		0-1-0	0-0-0		AWAY		0-1-0		0-1-0		1-2-0
0-0-0		0-0-0	0-0-0		NEUTRAL		0-0-0		0-0-0		0-0-0
3-3-0		0-1-0	0-0-0		NON-CONFERENCE		0-2-0		1-0-0		2-0-0
2-1-0		0-0-0	0-0-0		HOME		0-1-0		1-0-0		1-0-0
1-2-0		0-1-0	0-0-		AWAY		0-1-0		0-0-0		1-0-0
0-0-0		0-0-0	0-0-0		NEUTRAL		0-0-0		0-0-0		0-0-0
2-5-0		0-0-0	0-0-0		CONFERENCE		0-1-0		0-1-0		2-3-0
2-2-0		0-0-0	0-0-0		HOME		0-1-0		0-0-0		2-1-0
0-3-0		0-0-0	0-0-0		AWAY		0-0-0		0-1-0		0-2-0
0-0-0		0-0-0	0-0-0		NEUTRAL		0-0-0		0-0-0		0-0-0
RPI S	Opponent	Score		RPI S	Opponent	Score		RPI S	Opponent	Score	
22 A	Auburn	0 4						61 H	Fla. Gulf Coast	0 3	
								78 A	Alabama	1 7	
								79 H	Samford	1 4	
								101 H	Col. of Charleston	1 0	
								132 A	Jacksonville	0 1	
								164 H	UAB	4 1	
								198 A	Mercer	0 1	
								200 A	North Florida	0 1	
								218 H	Belmont	1 2	
								239 H	Stetson	2 0	
								294 H	Lipscomb	4 0	
								316 A	Alabama A&M	8 0	
				LAST 10 GAMES							
				198 A	Mercer	0 1		294 H	Lipscomb	4 0	
				61 H	Fla. Gulf Coast	0 3		218 H	Belmont	1 2	
				239 H	Stetson	2 0		164 H	UAB	4 1	
				200 A	North Florida	0 1		79 H	Samford	1 4	
				132 A	Jacksonville	0 1		22 A	Auburn	0 4	

Non-Div. I Games: West Fla. 1 1 Clayton St. 2 0

Kennesaw St.

Average RPI Win:	257	WON-LOST	WINNING	LAST 10	STRENGTH OF	OPP. STRENGTH	TEAM	ADJ	CONF.	ADJ CONF.	
Average RPI Loss:	163	RECORD	PCT. RANK	GAMES	SCHEDULE	OF SCHEDULE	RPI	RPI	RPI	RPI	
DIV. I ONLY	7-6-2	.53333	130	5-3-2	265	258	218	.45499	227	15	15
DIV. I NON-CONF.	4-4-2	.5	151	2-1-2	309	266	272	.40894	274	16	16
<hr/>											
TOTALS	RPI 1-25	RPI 26-50		W-L RECORDS		RPI 51-100		RPI 101-150		RPI 150+	
7-6-2	0-1-0	0-0-0		OVERALL		0-0-0		0-2-0		7-3-2	
3-3-1	0-0-0	0-0-0		HOME		0-0-0		0-1-0		3-2-1	
3-3-1	0-1-0	0-0-0		AWAY		0-0-0		0-1-0		3-1-1	
1-0-0	0-0-0	0-0-0		NEUTRAL		0-0-0		0-0-0		1-0-0	
<hr/>											
4-4-2	0-0-0	0-0-0		NON-CONFERENCE		0-0-0		0-1-0		4-3-2	
1-3-1	0-0-0	0-0-0		HOME		0-0-0		0-1-0		1-2-1	
2-1-1	0-0-0	0-0-		AWAY		0-0-0		0-0-0		2-1-1	
1-0-0	0-0-0	0-0-0		NEUTRAL		0-0-0		0-0-0		1-0-0	
<hr/>											
3-2-0	0-1-0	0-0-0		CONFERENCE		0-0-0		0-1-0		3-0-0	
2-0-0	0-0-0	0-0-0		HOME		0-0-0		0-0-0		2-0-0	
1-2-0	0-1-0	0-0-0		AWAY		0-0-0		0-1-0		1-0-0	
0-0-0	0-0-0	0-0-0		NEUTRAL		0-0-0		0-0-0		0-0-0	
<hr/>											
RPI	S	Opponent	Score	RPI	S	Opponent	Score	RPI	S	Opponent	Score
11	A	Milwaukee	0 2					116	A	Detroit	0 2
								144	H	Campbell	2 3
								186	H	Cleveland St.	1 0
								194	A	Liberty	1 3
								229	H	Morehead St.	0 1
								244	A	Bowling Green	4 0
								262	A	Eastern Ill.	2 0
								263	A	Loyola Chicago	1 0
								269	H	Green Bay	1 0
								272	H	Air Force	0 0
								278	H	IPFW	4 2
								284	H	Evansville	0 1
								291	A	IUPUI	1 1
								300	N	Coastal Caro.	1 0
<hr/>											
LAST 10 GAMES											
116	A	Detroit	0 2	144	H	Campbell	2 3				
186	H	Cleveland St.	1 0	244	A	Bowling Green	4 0				
11	A	Milwaukee	0 2	269	H	Green Bay	1 0				
263	A	Loyola Chicago	1 0	262	A	Eastern Ill.	2 0				
272	H	Air Force	0 0	291	A	IUPUI	1 1				

Non-Div. I Games:

Valparaiso

Average RPI Win:	248	WON-LOST RECORD	WINNING PCT. RANK	LAST 10 GAMES	STRENGTH OF SCHEDULE	OPP. STRENGTH OF SCHEDULE	TEAM RPI	ADJ RPI	CONF. RPI	ADJ CONF. RPI		
DIV. I ONLY		7-6-1	.53571	125	4-5-1	289	177	229	.45302	228	26	26
DIV. I NON-CONF.		5-3-0	.625	94	2-2-0	221	138	136	.51001	136	25	25
<hr/>												
TOTALS	RPI 1-25	RPI 26-50		W-L RECORDS		RPI 51-100		RPI 101-150		RPI 150+		
7-6-1	0-0-0	0-0-0		OVERALL		0-1-0		0-2-0		7-3-1		
5-0-0	0-0-0	0-0-0		HOME		0-0-0		0-0-0		5-0-0		
2-6-1	0-0-0	0-0-0		AWAY		0-1-0		0-2-0		2-3-1		
0-0-0	0-0-0	0-0-0		NEUTRAL		0-0-0		0-0-0		0-0-0		
<hr/>												
5-3-0	0-0-0	0-0-0		NON-CONFERENCE		0-1-0		0-1-0		5-1-0		
3-0-0	0-0-0	0-0-0		HOME		0-0-0		0-0-0		3-0-0		
2-3-0	0-0-0	0-0-		AWAY		0-1-0		0-1-0		2-1-0		
0-0-0	0-0-0	0-0-0		NEUTRAL		0-0-0		0-0-0		0-0-0		
<hr/>												
2-3-1	0-0-0	0-0-0		CONFERENCE		0-0-0		0-1-0		2-2-1		
2-0-0	0-0-0	0-0-0		HOME		0-0-0		0-0-0		2-0-0		
0-3-1	0-0-0	0-0-0		AWAY		0-0-0		0-1-0		0-2-1		
0-0-0	0-0-0	0-0-0		NEUTRAL		0-0-0		0-0-0		0-0-0		
<hr/>												
RPI	S	Opponent	Score	RPI	S	Opponent	Score	RPI	S	Opponent	Score	
								62	A	Harvard	0	2
								113	A	Delaware	1	4
								141	A	Loyola Maryland	1	2
								161	A	St. Bonaventure	1	0
								176	A	Central Conn. St.	1	3
								181	A	Rider	0	0
								188	A	Fairfield	0	1
								222	H	Quinnipiac	1	0
								238	H	Vermont	2	1
								247	A	Temple	3	1
								270	H	Binghamton	1	0
								289	H	Manhattan	5	0
								307	A	Iona	1	2
308	H	Saint Peter's	2	1								
LAST 10 GAMES												
181	A	Rider	0	0	307	A	Iona	1	2			
141	A	Loyola Maryland	1	2	188	A	Fairfield	0	1			
62	A	Harvard	0	2	247	A	Temple	3	1			
308	H	Saint Peter's	2	1	238	H	Vermont	2	1			
289	H	Manhattan	5	0	176	A	Central Conn. St.	1	3			

Non-Div. I Games:

Siena

Average RPI Win:	226	WON-LOST RECORD	WINNING PCT. RANK	LAST 10 GAMES	STRENGTH OF SCHEDULE	OPP. STRENGTH OF SCHEDULE	TEAM RPI	ADJ RPI	CONF. RPI	ADJ CONF. RPI	
DIV. I ONLY		6-7-3	.46875 172	2-5-2	232	245	227	.45201 229	25	25	
DIV. I NON-CONF.		4-3-2	.55556 136	0-1-1	184	230	157	.49424 158	24	24	
<hr/>											
TOTALS	RPI 1-25	RPI 26-50		W-L RECORDS	RPI 51-100		RPI 101-150		RPI 150+		
6-7-3	0-0-0	0-0-0		OVERALL	1-1-0		0-1-1		5-5-2		
3-3-0	0-0-0	0-0-0		HOME	1-0-0		0-1-0		2-2-0		
3-4-3	0-0-0	0-0-0		AWAY	0-1-0		0-0-1		3-3-2		
0-0-0	0-0-0	0-0-0		NEUTRAL	0-0-0		0-0-0		0-0-0		
<hr/>											
4-3-2	0-0-0	0-0-0		NON-CONFERENCE	0-1-0		0-1-1		4-1-1		
2-1-0	0-0-0	0-0-0		HOME	0-0-0		0-1-0		2-0-0		
2-2-2	0-0-0	0-0-		AWAY	0-1-0		0-0-1		2-1-1		
0-0-0	0-0-0	0-0-0		NEUTRAL	0-0-0		0-0-0		0-0-0		
<hr/>											
2-4-1	0-0-0	0-0-0		CONFERENCE	1-0-0		0-0-0		1-4-1		
1-2-0	0-0-0	0-0-0		HOME	1-0-0		0-0-0		0-2-0		
1-2-1	0-0-0	0-0-0		AWAY	0-0-0		0-0-0		1-2-1		
0-0-0	0-0-0	0-0-0		NEUTRAL	0-0-0		0-0-0		0-0-0		
<hr/>											
RPI S	Opponent	Score	RPI S	Opponent	Score	RPI S	Opponent	Score	RPI S	Opponent	Score
						78 A	Alabama	1 2	134 H	Kent St.	0 1
						80 H	Southeast Mo. St.	2 1	150 A	South Ala.	2 2
									162 H	UT Martin	1 2
									180 A	Marshall	2 2
									184 A	Miami (OH)	0 4
									203 A	Ohio	2 1
									217 H	Eastern Ky.	0 1
									227 A	Valparaiso	1 0
									240 A	SIU Edwardsville	0 1
									262 A	Eastern Ill.	0 2
									279 H	Gardner-Webb	3 0
									281 A	Tennessee Tech	1 0
									284 H	Evansville	3 1
									304 A	Jacksonville St.	0 0
						<hr/>					
			LAST 10 GAMES								
			262 A Eastern Ill.			0 2	304 A Jacksonville St.			0 0	
			240 A SIU Edwardsville			0 1	217 H Eastern Ky.			0 1	
			162 H UT Martin			1 2	78 A Alabama			1 2	
			80 H Southeast Mo. St.			2 1	150 A South Ala.			2 2	
			281 A Tennessee Tech			1 0	180 A Marshall			2 2	

Non-Div. I Games:

Morehead St.

Average RPI Win: 280		WON-LOST RECORD		WINNING PCT. RANK		LAST 10 GAMES		STRENGTH OF SCHEDULE		OPP. STRENGTH OF SCHEDULE		TEAM RPI		ADJ RPI		CONF. RPI		ADJ CONF. RPI	
DIV. I ONLY		6-9-1		.40625 215		4-4-1		205		207		230		.45071 230		21		21	
DIV. I NON-CONF.		4-6-1		.40909 203		2-1-1		229		201		224		.44796 221		26		26	
TOTALS		RPI 1-25		RPI 26-50		W-L RECORDS		RPI 51-100		RPI 101-150		RPI 150+							
6-9-1		0-1-0		0-1-0		OVERALL		0-2-0		0-3-0		6-2-1							
3-1-1		0-0-0		0-0-0		HOME		0-1-0		0-0-0		3-0-1							
3-8-0		0-1-0		0-1-0		AWAY		0-1-0		0-3-0		3-2-0							
0-0-0		0-0-0		0-0-0		NEUTRAL		0-0-0		0-0-0		0-0-0							
4-6-1		0-1-0		0-1-0		NON-CONFERENCE		0-2-0		0-2-0		4-0-1							
2-1-1		0-0-0		0-0-0		HOME		0-1-0		0-0-0		2-0-1							
2-5-0		0-1-0		0-0-		AWAY		0-1-0		0-2-0		2-0-0							
0-0-0		0-0-0		0-0-0		NEUTRAL		0-0-0		0-0-0		0-0-0							
2-3-0		0-0-0		0-0-0		CONFERENCE		0-0-0		0-1-0		2-2-0							
1-0-0		0-0-0		0-0-0		HOME		0-0-0		0-0-0		1-0-0							
1-3-0		0-0-0		0-0-0		AWAY		0-0-0		0-1-0		1-2-0							
0-0-0		0-0-0		0-0-0		NEUTRAL		0-0-0		0-0-0		0-0-0							
RPI S	Opponent		Score		RPI S	Opponent		Score		RPI S	Opponent		Score						
16 A	Baylor		0 3		40 A	Rice		1 4		64 A	Tulsa		0 6						
										89 H	UTEP		1 3						
			</																

Average RPI Win: 207		WON-LOST	WINNING	LAST 10	STRENGTH OF		OPP. STRENGTH	TEAM	ADJ		CONF.	ADJ CONF.
Average RPI Loss: 118		RECORD	PCT. RANK	GAMES	SCHEDULE		OF SCHEDULE	RPI	RPI		RPI	RPI
DIV. I ONLY		4-9-0	.30769	263	4-5-0		158	159	235		12	11
DIV. I NON-CONF.		2-7-0	.22222	281	2-3-0		166	162	266		12	12
TOTALS		RPI 1-25	RPI 26-50		W-L RECORDS		RPI 51-100		RPI 101-150		RPI 150+	
4-9-0		0-0-0	0-0-0		OVERALL		0-4-0		1-3-0		3-2-0	
3-1-0		0-0-0	0-0-0		HOME		0-1-0		1-0-0		2-0-0	
1-7-0		0-0-0	0-0-0		AWAY		0-3-0		0-2-0		1-2-0	
0-1-0		0-0-0	0-0-0		NEUTRAL		0-0-0		0-1-0		0-0-0	
2-7-0		0-0-0	0-0-0		NON-CONFERENCE		0-3-0		1-3-0		1-1-0	
2-0-0		0-0-0	0-0-0		HOME		0-0-0		1-0-0		1-0-0	
0-6-0		0-0-0	0-0-		AWAY		0-3-0		0-2-0		0-1-0	
0-1-0		0-0-0	0-0-0		NEUTRAL		0-0-0		0-1-0		0-0-0	
2-2-0		0-0-0	0-0-0		CONFERENCE		0-1-0		0-0-0		2-1-0	
1-1-0		0-0-0	0-0-0		HOME		0-1-0		0-0-0		1-0-0	
1-1-0		0-0-0	0-0-0		AWAY		0-0-0		0-0-0		1-1-0	
0-0-0		0-0-0	0-0-0		NEUTRAL		0-0-0		0-0-0		0-0-0	
RPI S	Opponent	Score	RPI S	Opponent	Score	RPI S	Opponent	Score	RPI S	Opponent	Score	
						74 H Penn	0	2	104 A San Diego St.	0	1	
						88 A Cal St. Fullerton	0	1	129 N Hofstra	0	2	
						92 A St. John's (NY)	0	1	142 A Lehigh	0	1	
						100 A Monmouth	0	1	143 H Long Island	1	0	
									160 H Brown	2	1	
									163 A Fordham	0	3	
									173 A Princeton	1	4	
									216 A Cornell	3	1	
									307 H Iona	2	1	
LAST 10 GAMES						173 A Princeton	1	4	163 A Fordham	0	3	
						100 A Monmouth	0	1	216 A Cornell	3	1	
						74 H Penn	0	2	143 H Long Island	1	0	
						142 A Lehigh	0	1	307 H Iona	2	1	
						160 H Brown	2	1	88 A Cal St. Fullerton	0	1	

Non-Div. I Games:

Columbia

Average RPI Win:		103	WON-LOST RECORD		WINNING PCT. RANK		LAST 10 GAMES		STRENGTH OF SCHEDULE		OPP. STRENGTH OF SCHEDULE		TEAM RPI		ADJ RPI		CONF. RPI		ADJ CONF. RPI	
DIV. I ONLY			2-12-4		.22222 295		1-6-2		104		93		231		.44447 232		8		8	
DIV. I NON-CONF.			1-5-2		.25 268		0-0-0		129		141		233		.43861 232		7		7	
TOTALS		RPI 1-25		RPI 26-50		W-L RECORDS		RPI 51-100		RPI 101-150		RPI 150+								
2-12-4		0-2-0		0-1-0		OVERALL		1-3-1		1-3-1		0-3-2								
1-3-4		0-1-0		0-0-0		HOME		1-1-1		0-1-1		0-0-2								
0-9-0		0-1-0		0-1-0		AWAY		0-2-0		0-2-0		0-3-0								
1-0-0		0-0-0		0-0-0		NEUTRAL		0-0-0		1-0-0		0-0-0								
1-5-2		0-1-0		0-0-0		NON-CONFERENCE		0-1-0		1-1-1		0-2-1								
0-1-2		0-1-0		0-0-0		HOME		0-0-0		0-0-1		0-0-1								
0-4-0		0-0-0		0-0-		AWAY		0-1-0		0-1-0		0-2-0								
1-0-0		0-0-0		0-0-0		NEUTRAL		0-0-0		1-0-0		0-0-0								
1-7-2		0-1-0		0-1-0		CONFERENCE		1-2-1		0-2-0		0-1-1								
1-2-2		0-0-0		0-0-0		HOME		1-1-1		0-1-0		0-0-1								
0-5-0		0-1-0		0-1-0		AWAY		0-1-0		0-1-0		0-1-0								
0-0-0		0-0-0		0-0-0		NEUTRAL		0-0-0		0-0-0		0-0-0								
RPI	S	Opponent		Score		RPI	S	Opponent		Score		RPI	S	Opponent		Score				
13	H	Penn St.		0	3	42	A	Georgetown		0	6	54	A	Central Mich.		0	2			
17	A	Marquette		0	3							63	A	Connecticut		0	1			
												84	H	Syracuse		0	3			
												86	H	Rutgers		0	0			
												92	H	St. John's (NY)		6	1			
												103	A	Villanova		1	3			
												108	H	Colorado Col.		2	2			
												113	N	Delaware		1	0			
												115	H	Seton Hall		0	3			
												117	A	James Madison		0	6			
												159	A	Providence		0	3			
												168	H	South Fla.		2	2			
												203	A	Ohio		0	2			
												234	A	Oakland		0	3			
												292	H	Eastern Mich.		2	2			
LAST 10 GAMES																				
159 A Providence						0	3	103 A Villanova						1	3					
63 A Connecticut						0	1	115 H Seton Hall						0	3					
92 H St. John's (NY)						6	1	86 H Rutgers						0	0					
84 H Syracuse						0	3	168 H South Fla.						2	2					
42 A Georgetown						0	6	17 A Marquette						0	3					

Non-Div. I Games:

Pittsburgh

Average RPI Win:	254	WON-LOST RECORD	WINNING PCT. RANK	LAST 10 GAMES	STRENGTH OF SCHEDULE	OPP. STRENGTH OF SCHEDULE	TEAM RPI	ADJ RPI	CONF. RPI	ADJ CONF. RPI					
DIV. I ONLY		6-9-0	.4	220	4-5-0	219	204	232	.44259	233	24	24			
DIV. I NON-CONF.		2-7-0	.22222	281	0-3-0	130	198	257	.42675	255	23	23			
<hr/>															
TOTALS	RPI 1-25	RPI 26-50		W-L RECORDS		RPI 51-100		RPI 101-150		RPI 150+					
6-9-0	0-1-0	0-1-0		OVERALL		0-1-0		1-2-0		5-4-0					
3-4-0	0-1-0	0-1-0		HOME		0-0-0		1-1-0		2-1-0					
3-4-0	0-0-0	0-0-0		AWAY		0-1-0		0-0-0		3-3-0					
0-1-0	0-0-0	0-0-0		NEUTRAL		0-0-0		0-1-0		0-0-0					
2-7-0	0-1-0	0-0-0		NON-CONFERENCE		0-1-0		1-2-0		1-3-0					
1-3-0	0-1-0	0-0-0		HOME		0-0-0		1-1-0		0-1-0					
1-3-0	0-0-0	0-0-		AWAY		0-1-0		0-0-0		1-2-0					
0-1-0	0-0-0	0-0-0		NEUTRAL		0-0-0		0-1-0		0-0-0					
4-2-0	0-0-0	0-1-0		CONFERENCE		0-0-0		0-0-0		4-1-0					
2-1-0	0-0-0	0-1-0		HOME		0-0-0		0-0-0		2-0-0					
2-1-0	0-0-0	0-0-0		AWAY		0-0-0		0-0-0		2-1-0					
0-0-0	0-0-0	0-0-0		NEUTRAL		0-0-0		0-0-0		0-0-0					
RPI	S	Opponent	Score	RPI	S	Opponent	Score	RPI	S	Opponent	Score				
21	H	La Salle	0 3	44	H	Boston U.	0 2	92	A	St. John's (NY)	0 2	105	H	Colgate	1 4
												129	N	Hofstra	0 5
												136	H	Sacred Heart	3 2
												176	A	Central Conn. St.	2 3
												190	H	Bryant	1 2
												237	A	New Hampshire	3 5
												238	A	Vermont	2 1
												265	H	Maine	3 1
												270	H	Binghamton	1 0
												289	A	Manhattan	1 3
												307	A	Iona	1 0
												309	A	UMBC	1 0
				LAST 10 GAMES											
				265	H	Maine	3 1	237	A	New Hampshire	3 5				
				309	A	UMBC	1 0	44	H	Boston U.	0 2				
				238	A	Vermont	2 1	289	A	Manhattan	1 3				
				270	H	Binghamton	1 0	176	A	Central Conn. St.	2 3				
				190	H	Bryant	1 2	21	H	La Salle	0 3				

Non-Div. I Games:

Albany (NY)

Average RPI Win: 278		WON-LOST RECORD		WINNING PCT. RANK		LAST 10 GAMES		STRENGTH OF SCHEDULE		OPP. STRENGTH OF SCHEDULE		TEAM RPI		ADJ RPI		CONF. RPI		ADJ CONF. RPI	
DIV. I ONLY		4-10-1		.3 265		3-6-1		139		196		234		.44145 234		28		28	
DIV. I NON-CONF.		2-8-0		.2 289		1-4-0		134		102		252		.42892 251		27		27	
TOTALS		RPI 1-25		RPI 26-50		W-L RECORDS		RPI 51-100		RPI 101-150		RPI 150+							
4-10-1		0-1-0		0-2-0		OVERALL		0-1-0		0-3-0		4-3-1							
4-4-0		0-1-0		0-0-0		HOME		0-0-0		0-0-0		4-3-0							
0-6-1		0-0-0		0-2-0		AWAY		0-1-0		0-3-0		0-0-1							
0-0-0		0-0-0		0-0-0		NEUTRAL		0-0-0		0-0-0		0-0-0							
2-8-0		0-1-0		0-2-0		NON-CONFERENCE		0-1-0		0-2-0		2-2-0							
2-3-0		0-1-0		0-0-0		HOME		0-0-0		0-0-0		2-2-0							
0-5-0		0-0-0		0-0-		AWAY		0-1-0		0-2-0		0-0-0							
0-0-0		0-0-0		0-0-0		NEUTRAL		0-0-0		0-0-0		0-0-0							
2-2-1		0-0-0		0-0-0		CONFERENCE		0-0-0		0-1-0		2-1-1							
2-1-0		0-0-0		0-0-0		HOME		0-0-0		0-0-0		2-1-0							
0-1-1		0-0-0		0-0-0		AWAY		0-0-0		0-1-0		0-0-1							
0-0-0		0-0-0		0-0-0		NEUTRAL		0-0-0		0-0-0		0-0-0							
RPI	S	Opponent		Score		RPI	S	Opponent		Score		RPI	S	Opponent		Score			
15	H	Kentucky		0 3		34	A	Dayton		1 2		83	A	Michigan		1 3			
						47	A	Michigan St.											
														</					

Non-Div. I Games:

Oakland

Average RPI Win: 240		WON-LOST RECORD		WINNING PCT. RANK		LAST 10 GAMES		STRENGTH OF SCHEDULE		OPP. STRENGTH OF SCHEDULE		TEAM RPI		ADJ RPI		CONF. RPI		ADJ CONF. RPI	
DIV. I ONLY		5-9-1		.36667 239		4-4-1		187		234		233		.44001 235		30		30	
DIV. I NON-CONF.		2-8-0		.2 289		1-3-0		57		192		213		.45446 217		29		30	
TOTALS		RPI 1-25		RPI 26-50		W-L RECORDS		RPI 51-100		RPI 101-150		RPI 150+							
5-9-1		0-1-0		0-1-0		OVERALL		0-1-0		0-1-0		5-5-1							
2-2-0		0-0-0		0-0-0		HOME		0-1-0		0-0-0		2-1-0							
3-7-1		0-1-0		0-1-0		AWAY		0-0-0		0-1-0		3-4-1							
0-0-0		0-0-0		0-0-0		NEUTRAL		0-0-0		0-0-0		0-0-0							
2-8-0		0-1-0		0-1-0		NON-CONFERENCE		0-1-0		0-1-0		2-4-0							
1-1-0		0-0-0		0-0-0		HOME		0-1-0		0-0-0		1-0-0							
1-7-0		0-1-0		0-0-		AWAY		0-0-0		0-1-0		1-4-0							
0-0-0		0-0-0		0-0-0		NEUTRAL		0-0-0		0-0-0		0-0-0							
3-1-1		0-0-0		0-0-0		CONFERENCE		0-0-0		0-0-0		3-1-1							
1-1-0		0-0-0		0-0-0		HOME		0-0-0		0-0-0		1-1-0							
2-0-1		0-0-0		0-0-0		AWAY		0-0-0		0-0-0		2-0-1							
0-0-0		0-0-0		0-0-0		NEUTRAL		0-0-0		0-0-0		0-0-0							
RPI	S	Opponent		Score		RPI	S	Opponent		Score		RPI	S	Opponent		Score			
16	A	Baylor		0 1		31	A	Washington St.		1 3		69	H	Utah St.		0 1			
												125	A	Utah		0	1		
												152	A	UTSA		0	2		
												157	A	Gonzaga		0	1		
												158	A	Wyoming		0	1		
												183	A	Utah Valley		1	0		
												219	H	New Mexico St.		3	0		
												225	A	Northern Colo.		2	1		
												266	H	Montana		1	0		
												272	A	Air Force		0	1		
												295	A	Northern Ariz.		1	1		
												305	A	Idaho St.		1	0		
												312	H	Eastern Wash.		0	3		
LAST 10 GAMES																			
312 H Eastern Wash.						0	3	16	A	Baylor		0	1						
266 H Montana						1	0	152	A	UTSA		0	2						
295 A Northern Ariz.						1	1	219	H	New Mexico St.		3	0						
225 A Northern Colo.						2	1	125	A	Utah		0	1						
305 A Idaho St.						1	0	158	A	Wyoming		0	1						

Non-Div. I Games:

Weber St.

Average RPI Win: 275		WON-LOST	WINNING	LAST 10	STRENGTH OF		OPP. STRENGTH	TEAM	ADJ		CONF.	ADJ CONF.			
Average RPI Loss: 162		RECORD	PCT. RANK	GAMES	SCHEDULE		OF SCHEDULE	RPI	RPI		RPI	RPI			
DIV. I ONLY		5-8-0	.38462	231	2-7-0		177	296	236	.43962	236	28	28		
DIV. I NON-CONF.		4-3-0	.57143	127	1-2-0		111	281	124	.51486	126	27	27		
TOTALS		RPI 1-25	RPI 26-50		W-L RECORDS		RPI 51-100		RPI 101-150		RPI 150+				
5-8-0		0-1-0	0-0-0		OVERALL		0-1-0		0-2-0		5-4-0				
0-2-0		0-0-0	0-0-0		HOME		0-0-0		0-1-0		0-1-0				
5-6-0		0-1-0	0-0-0		AWAY		0-1-0		0-1-0		5-3-0				
0-0-0		0-0-0	0-0-0		NEUTRAL		0-0-0		0-0-0		0-0-0				
4-3-0		0-1-0	0-0-0		NON-CONFERENCE		0-1-0		0-0-0		4-1-0				
0-0-0		0-0-0	0-0-0		HOME		0-0-0		0-0-0		0-0-0				
4-3-0		0-1-0	0-0-		AWAY		0-1-0		0-0-0		4-1-0				
0-0-0		0-0-0	0-0-0		NEUTRAL		0-0-0		0-0-0		0-0-0				
1-5-0		0-0-0	0-0-0		CONFERENCE		0-0-0		0-2-0		1-3-0				
0-2-0		0-0-0	0-0-0		HOME		0-0-0		0-1-0		0-1-0				
1-3-0		0-0-0	0-0-0		AWAY		0-0-0		0-1-0		1-2-0				
0-0-0		0-0-0	0-0-0		NEUTRAL		0-0-0		0-0-0		0-0-0				
RPI S	Opponent	Score		RPI S	Opponent	Score		RPI S	Opponent	Score		RPI S	Opponent	Score	
11 A	Milwaukee	0	4					51 A	Iowa	1	6	122 H	North Dakota St.	0	4
												148 A	Oral Roberts	1	2
												187 H	South Dakota St.	0	1
												206 A	UMKC	1	2
												240 A	SIU Edwardsville	2	1
												253 A	Drake	1	0
												262 A	Eastern Ill.	0	1
												269 A	Green Bay	1	0
												301 A	Southern Utah	3	2
												310 A	Mississippi Val.	3	0
												311 A	South Dakota	1	2
LAST 10 GAMES															
	148 A	Oral Roberts	1	2		311 A	South Dakota	1	2						
	301 A	Southern Utah	3	2		11 A	Milwaukee	0	4						
	122 H	North Dakota St.	0	4		269 A	Green Bay	1	0						
	187 H	South Dakota St.	0	1		262 A	Eastern Ill.	0	1						
	206 A	UMKC	1	2		253 A	Drake	1	0						

Non-Div. I Games: St. Ambrose 1 0 Grand View 7 2

Western Ill.

Average RPI Win: 256		WON-LOST	WINNING	LAST 10	STRENGTH OF		OPP. STRENGTH	TEAM	ADJ		CONF.	ADJ CONF.
Average RPI Loss: 131		RECORD	PCT. RANK	GAMES	SCHEDULE		OF SCHEDULE	RPI	RPI		RPI	RPI
DIV. I ONLY		4-11-1	.28125	272	3-5-1		128	214	239		24	24
DIV. I NON-CONF.		2-7-1	.25	268	1-1-1		136	181	242		23	23
TOTALS		RPI 1-25	RPI 26-50		W-L RECORDS		RPI 51-100		RPI 101-150		RPI 150+	
4-11-1		0-0-0	0-1-0		OVERALL		0-5-0		0-1-0		4-4-1	
3-4-0		0-0-0	0-1-0		HOME		0-2-0		0-0-0		3-1-0	
1-5-1		0-0-0	0-0-0		AWAY		0-2-0		0-1-0		1-2-1	
0-2-0		0-0-0	0-0-0		NEUTRAL		0-1-0		0-0-0		0-1-0	
2-7-1		0-0-0	0-0-0		NON-CONFERENCE		0-4-0		0-1-0		2-2-1	
1-3-0		0-0-0	0-0-0		HOME		0-2-0		0-0-0		1-1-0	
1-2-1		0-0-0	0-0-		AWAY		0-1-0		0-1-0		1-0-1	
0-2-0		0-0-0	0-0-0		NEUTRAL		0-1-0		0-0-0		0-1-0	
2-4-0		0-0-0	0-1-0		CONFERENCE		0-1-0		0-0-0		2-2-0	
2-1-0		0-0-0	0-1-0		HOME		0-0-0		0-0-0		2-0-0	
0-3-0		0-0-0	0-0-0		AWAY		0-1-0		0-0-0		0-2-0	
0-0-0		0-0-0	0-0-0		NEUTRAL		0-0-0		0-0-0		0-0-0	
RPI S	Opponent	Score	RPI S	Opponent	Score	RPI S	Opponent	Score	RPI S	Opponent	Score	
			44 H	Boston U.	0 1	58 N	Oregon St.	0 4	124 A	Oregon	0 3	
						62 A	Harvard	1 4	160 H	Brown	0 1	
						65 H	Massachusetts	1 2	190 A	Bryant	0 0	
						90 A	Hartford	0 3	233 H	Albany (NY)	5 3	
						93 H	Northeastern	1 2	238 A	Vermont	2 3	
									243 A	Rhode Island	1 0	
									252 N	American	0 1	
									254 A	Stony Brook	0 1	
									270 H	Binghamton	2 1	
									276 H	Holy Cross	2 0	
LAST 10 GAMES												
			270 H	Binghamton	2 1	233 H	Albany (NY)	5 3				
			238 A	Vermont	2 3	62 A	Harvard	1 4				
			254 A	Stony Brook	0 1	276 H	Holy Cross	2 0				
			44 H	Boston U.	0 1	190 A	Bryant	0 0				
			90 A	Hartford	0 3	160 H	Brown	0 1				

Non-Div. I Games:

New Hampshire

Average RPI Win:	263	WON-LOST	WINNING	LAST 10	STRENGTH OF	OPP. STRENGTH	TEAM	ADJ	CONF.	ADJ CONF.					
Average RPI Loss:	126	RECORD	PCT. RANK	GAMES	SCHEDULE	OF SCHEDULE	RPI	RPI	RPI	RPI					
DIV. I ONLY	5-8-4	.41176	211	3-5-2	235	240	238	.43821	238	24	24				
DIV. I NON-CONF.	2-5-3	.35	236	0-2-1	223	231	253	.42793	253	23	23				
<hr/>															
TOTALS	RPI 1-25	RPI 26-50		W-L RECORDS	RPI 51-100		RPI 101-150		RPI 150+						
5-8-4	0-1-0	0-1-0		OVERALL	0-1-0		0-2-0		5-3-4						
5-1-1	0-0-0	0-0-0		HOME	0-0-0		0-0-0		5-1-1						
0-7-3	0-1-0	0-1-0		AWAY	0-1-0		0-2-0		0-2-3						
0-0-0	0-0-0	0-0-0		NEUTRAL	0-0-0		0-0-0		0-0-0						
<hr/>															
2-5-3	0-1-0	0-0-0		NON-CONFERENCE	0-0-0		0-2-0		2-2-3						
2-0-1	0-0-0	0-0-0		HOME	0-0-0		0-0-0		2-0-1						
0-5-2	0-1-0	0-0-		AWAY	0-0-0		0-2-0		0-2-2						
0-0-0	0-0-0	0-0-0		NEUTRAL	0-0-0		0-0-0		0-0-0						
<hr/>															
3-3-1	0-0-0	0-1-0		CONFERENCE	0-1-0		0-0-0		3-1-1						
3-1-0	0-0-0	0-0-0		HOME	0-0-0		0-0-0		3-1-0						
0-2-1	0-0-0	0-1-0		AWAY	0-1-0		0-0-0		0-0-1						
0-0-0	0-0-0	0-0-0		NEUTRAL	0-0-0		0-0-0		0-0-0						
<hr/>															
RPI S	Opponent	Score		RPI S	Opponent	Score		RPI S	Opponent	Score					
18 A	Boston College	0	5	44 A	Boston U.	0	5	90 A	Hartford	0	2				
								105 A	Colgate	1	5				
								107 A	Yale	1	2				
								160 A	Brown	1	1				
								182 A	Dartmouth	1	2				
								228 A	Siena	1	2				
								233 H	Albany (NY)	1	2				
								237 H	New Hampshire	3	2				
								243 H	Rhode Island	1	1				
								252 H	American	1	0				
								254 H	Stony Brook	1	0				
265 H	Maine	3	1												
276 A	Holy Cross	1	1												
307 H	Iona	1	0												
309 A	UMBC	2	2												
				LAST 10 GAMES											
				90 A Hartford				0	2	44 A Boston U.				0	5
				237 H New Hampshire				3	2	254 H Stony Brook				1	0
				233 H Albany (NY)				1	2	276 A Holy Cross				1	1
				265 H Maine				3	1	228 A Siena				1	2
				309 A UMBC				2	2	107 A Yale				1	2

Non-Div. I Games:

Vermont

Average RPI Win:	194	WON-LOST RECORD	WINNING PCT. RANK	LAST 10 GAMES	STRENGTH OF SCHEDULE	OPP. STRENGTH OF SCHEDULE	TEAM RPI	ADJ RPI	CONF. RPI	ADJ CONF. RPI		
DIV. I ONLY		3-9-2	.28571	269	2-6-2	123	243	240	.43762	239	22	22
DIV. I NON-CONF.		1-5-1	.21429	288	0-2-1	127	213	261	.42204	261	22	21
<hr/>												
TOTALS	RPI 1-25	RPI 26-50		W-L RECORDS		RPI 51-100		RPI 101-150		RPI 150+		
3-9-2	0-0-0	0-0-0		OVERALL		1-2-0		0-3-0		2-4-2		
3-4-0	0-0-0	0-0-0		HOME		1-1-0		0-2-0		2-1-0		
0-3-2	0-0-0	0-0-0		AWAY		0-1-0		0-0-0		0-2-2		
0-2-0	0-0-0	0-0-0		NEUTRAL		0-0-0		0-1-0		0-1-0		
<hr/>												
1-5-1	0-0-0	0-0-0		NON-CONFERENCE		1-1-0		0-1-0		0-3-1		
1-1-0	0-0-0	0-0-0		HOME		1-0-0		0-0-0		0-1-0		
0-2-1	0-0-0	0-0-		AWAY		0-1-0		0-0-0		0-1-1		
0-2-0	0-0-0	0-0-0		NEUTRAL		0-0-0		0-1-0		0-1-0		
<hr/>												
2-4-1	0-0-0	0-0-0		CONFERENCE		0-1-0		0-2-0		2-1-1		
2-3-0	0-0-0	0-0-0		HOME		0-1-0		0-2-0		2-0-0		
0-1-1	0-0-0	0-0-0		AWAY		0-0-0		0-0-0		0-1-1		
0-0-0	0-0-0	0-0-0		NEUTRAL		0-0-0		0-0-0		0-0-0		
<hr/>												
RPI	S	Opponent	Score	RPI	S	Opponent	Score	RPI	S	Opponent	Score	
				61 H Fla. Gulf Coast				0	1	105 N Colgate	1	4
				67 H FIU				2	1	120 H East Tenn. St.	3	6
				94 A Army				1	5	132 H Jacksonville	1	3
										171 H Furman	0	2
										192 A Fla. Atlantic	0	2
										198 A Mercer	2	2
										200 H North Florida	3	2
										226 A Kennesaw St.	0	2
										261 N Chattanooga	2	3
										279 A Gardner-Webb	0	0
						315 H S.C. Upstate	6	3				
				LAST 10 GAMES								
315 H S.C. Upstate				6	3	200 H North Florida				3	2	
120 H East Tenn. St.				3	6	132 H Jacksonville				1	3	
198 A Mercer				2	2	171 H Furman				0	2	
226 A Kennesaw St.				0	2	279 A Gardner-Webb				0	0	
61 H Fla. Gulf Coast				0	1	261 N Chattanooga				2	3	

Non-Div. I Games: Embry-Riddle (FL) 2 5

Stetson

Average RPI Win: 245		WON-LOST	WINNING	LAST 10	STRENGTH OF		OPP. STRENGTH	TEAM	ADJ		CONF.	ADJ CONF.
Average RPI Loss: 173		RECORD	PCT. RANK	GAMES	SCHEDULE		OF SCHEDULE	RPI	RPI		RPI	RPI
DIV. I ONLY		5-7-1	.42308	209	4-5-1		255	195	242		25	25
DIV. I NON-CONF.		2-4-1	.35714	232	1-2-1		258	174	265		24	24
TOTALS		RPI 1-25	RPI 26-50		W-L RECORDS		RPI 51-100		RPI 101-150		RPI 150+	
5-7-1		0-0-0	0-0-0		OVERALL		0-3-0		0-0-0		5-4-1	
3-4-0		0-0-0	0-0-0		HOME		0-1-0		0-0-0		3-3-0	
1-3-1		0-0-0	0-0-0		AWAY		0-2-0		0-0-0		1-1-1	
1-0-0		0-0-0	0-0-0		NEUTRAL		0-0-0		0-0-0		1-0-0	
2-4-1		0-0-0	0-0-0		NON-CONFERENCE		0-2-0		0-0-0		2-2-1	
0-3-0		0-0-0	0-0-0		HOME		0-1-0		0-0-0		0-2-0	
1-1-1		0-0-0	0-0-		AWAY		0-1-0		0-0-0		1-0-1	
1-0-0		0-0-0	0-0-0		NEUTRAL		0-0-0		0-0-0		1-0-0	
3-3-0		0-0-0	0-0-0		CONFERENCE		0-1-0		0-0-0		3-2-0	
3-1-0		0-0-0	0-0-0		HOME		0-0-0		0-0-0		3-1-0	
0-2-0		0-0-0	0-0-0		AWAY		0-1-0		0-0-0		0-1-0	
0-0-0		0-0-0	0-0-0		NEUTRAL		0-0-0		0-0-0		0-0-0	
RPI S	Opponent	Score	RPI S	Opponent	Score	RPI S	Opponent	Score	RPI S	Opponent	Score	
						59 A	Missouri	0 4	151 A	Saint Louis	0 0	
						71 H	Missouri St.	2 3	162 A	UT Martin	0 2	
						80 A	Southeast Mo. St.	0 4	217 H	Eastern Ky.	1 0	
									229 H	Morehead St.	1 0	
									236 H	Western Ill.	1 2	
									242 N	Youngstown St.	4 0	
									256 A	UNI	2 1	
									281 H	Tennessee Tech	3 1	
									297 H	Indiana St.	2 3	
									304 H	Jacksonville St.	0 1	
LAST 10 GAMES												
						217 H	Eastern Ky.	1 0	162 A	UT Martin	0 2	
						229 H	Morehead St.	1 0	281 H	Tennessee Tech	3 1	
						71 H	Missouri St.	2 3	304 H	Jacksonville St.	0 1	
						59 A	Missouri	0 4	151 A	Saint Louis	0 0	
						80 A	Southeast Mo. St.	0 4	256 A	UNI	2 1	

Non-Div. I Games:

SIU Edwardsville

Average RPI Win:	279	WON-LOST RECORD	WINNING PCT. RANK	LAST 10 GAMES	STRENGTH OF SCHEDULE	OPP. STRENGTH OF SCHEDULE	TEAM RPI	ADJ RPI	CONF. RPI	ADJ CONF. RPI		
DIV. I ONLY		8-8-1	.5	147	4-5-1	290	232	243	.43537	241	13	13
DIV. I NON-CONF.		5-3-1	.61111	106	1-0-1	311	308	249	.42969	248	14	14
<hr/>												
TOTALS	RPI 1-25	RPI 26-50		W-L RECORDS		RPI 51-100		RPI 101-150		RPI 150+		
8-8-1	0-0-0	0-1-0		OVERALL		0-1-0		1-1-1		7-5-0		
6-1-0	0-0-0	0-0-0		HOME		0-0-0		1-0-0		5-1-0		
1-6-1	0-0-0	0-1-0		AWAY		0-1-0		0-1-1		1-3-0		
1-1-0	0-0-0	0-0-0		NEUTRAL		0-0-0		0-0-0		1-1-0		
5-3-1	0-0-0	0-0-0		NON-CONFERENCE		0-0-0		0-0-1		5-3-0		
3-0-0	0-0-0	0-0-0		HOME		0-0-0		0-0-0		3-0-0		
1-2-1	0-0-0	0-0-		AWAY		0-0-0		0-0-1		1-2-0		
1-1-0	0-0-0	0-0-0		NEUTRAL		0-0-0		0-0-0		1-1-0		
3-5-0	0-0-0	0-1-0		CONFERENCE		0-1-0		1-1-0		2-2-0		
3-1-0	0-0-0	0-0-0		HOME		0-0-0		1-0-0		2-1-0		
0-4-0	0-0-0	0-1-0		AWAY		0-1-0		0-1-0		0-1-0		
0-0-0	0-0-0	0-0-0		NEUTRAL		0-0-0		0-0-0		0-0-0		
RPI	S	Opponent	Score	RPI	S	Opponent	Score	RPI	S	Opponent	Score	
				48	A	Denver	0 6	67	A	FIU	0 3	
								109	A	North Texas	1 4	
								145	A	Mississippi St.	1 1	
								147	H	UALR	2 0	
								189	A	Louisiana Tech	0 1	
								192	A	Fla. Atlantic	1 2	
								220	N	Austin Peay	1 2	
								223	H	Arkansas St.	1 2	
								249	A	Murray St.	0 1	
								268	H	La.-Lafayette	2 0	
								274	H	La.-Monroe	4 0	
								298	H	Nicholls St.	1 0	
								302	N	Presbyterian	3 1	
								304	H	Jacksonville St.	3 2	
								313	H	Alcorn St.	7 0	
								322	A	Alabama St.	5 0	
<hr/>												
LAST 10 GAMES												
				223	H	Arkansas St.	1 2	67	A	FIU	0 3	
				147	H	UALR	2 0	268	H	La.-Lafayette	2 0	
				48	A	Denver	0 6	274	H	La.-Monroe	4 0	
				109	A	North Texas	1 4	304	H	Jacksonville St.	3 2	
				192	A	Fla. Atlantic	1 2	145	A	Mississippi St.	1 1	

Non-Div. I Games:

Troy

Average RPI Win: 269		WON-LOST RECORD		WINNING PCT. RANK		LAST 10 GAMES		STRENGTH OF SCHEDULE		OPP. STRENGTH OF SCHEDULE		TEAM RPI		ADJ RPI		CONF. RPI		ADJ CONF. RPI	
DIV. I ONLY		2-8-3		.26923 277		0-7-2		101		282		241		.43518 242		15		15	
DIV. I NON-CONF.		2-5-1		.3125 248		0-4-0		138		313		248		.42848 252		16		16	
TOTALS		RPI 1-25		RPI 26-50		W-L RECORDS		RPI 51-100		RPI 101-150		RPI 150+							
2-8-3		0-1-0		0-0-0		OVERALL		0-1-0		0-2-1		2-4-2							
1-3-1		0-0-0		0-0-0		HOME		0-0-0		0-1-0		1-2-1							
1-4-2		0-1-0		0-0-0		AWAY		0-1-0		0-1-1		1-1-1							
0-1-0		0-0-0		0-0-0		NEUTRAL		0-0-0		0-0-0		0-1-0							
2-5-1		0-0-0		0-0-0		NON-CONFERENCE		0-1-0		0-1-0		2-3-1							
1-1-0		0-0-0		0-0-0		HOME		0-0-0		0-0-0		1-1-0							
1-3-1		0-0-0		0-0-		AWAY		0-1-0		0-1-0		1-1-1							
0-1-0		0-0-0		0-0-0		NEUTRAL		0-0-0		0-0-0		0-1-0							
0-3-2		0-1-0		0-0-0		CONFERENCE		0-0-0		0-1-1		0-1-1							
0-2-1		0-0-0		0-0-0		HOME		0-0-0		0-1-0		0-1-1							
0-1-1		0-1-0		0-0-0		AWAY		0-0-0		0-0-1		0-0-0							
0-0-0		0-0-0		0-0-0		NEUTRAL		0-0-0		0-0-0		0-0-0							
RPI	S	Opponent		Score		RPI	S	Opponent		Score		RPI	S	Opponent		Score			
11	A	Milwaukee		0 3								74	A	Penn		0 3			
														116 H Detroit		0 1			
														121 A Wright St.		1 1			
														134 A Kent St.		1 6			
														175 H Butler		1 2			
														206 A UMKC		1 1			
														215 A Canisius		0 1			
														221 H Robert Morris		1 0			
														240 N SIU Edwardsville		0 4			
														244 H Bowling Green		1 2			
														269 H Green Bay		0 0			
														317 A VMI		3 1			
LAST 10 GAMES																			
		269 H Green Bay		0 0				121 A Wright St.		1 1									
		11 A Milwaukee		0 3				244 H Bowling Green		1 2									
		116 H Detroit		0 1				134 A Kent St.		1 6									
		175 H Butler		1 2				215 A Canisius		0 1									
		74 A Penn		0 3				221 H Robert Morris		1 0									

Non-Div. I Games: Ursuline 4 0

Youngstown St.

Average RPI Win:	199	WON-LOST	WINNING	LAST 10	STRENGTH OF	OPP. STRENGTH	TEAM	ADJ	CONF.	ADJ CONF.					
Average RPI Loss:	159	RECORD	PCT. RANK	GAMES	SCHEDULE	OF SCHEDULE	RPI	RPI	RPI	RPI					
DIV. I ONLY	5-8-1	.39286	223	2-8-0	248	173	244	.43481	243	10	10				
DIV. I NON-CONF.	5-4-1	.55	144	2-4-0	261	210	199	.4666	201	11	11				
<hr/>															
TOTALS	RPI 1-25	RPI 26-50		W-L RECORDS		RPI 51-100		RPI 101-150		RPI 150+					
5-8-1	0-0-0	0-0-0		OVERALL		2-2-0		0-1-0		3-5-1					
4-3-0	0-0-0	0-0-0		HOME		2-0-0		0-0-0		2-3-0					
1-5-1	0-0-0	0-0-0		AWAY		0-2-0		0-1-0		1-2-1					
0-0-0	0-0-0	0-0-0		NEUTRAL		0-0-0		0-0-0		0-0-0					
<hr/>															
5-4-1	0-0-0	0-0-0		NON-CONFERENCE		2-1-0		0-0-0		3-3-1					
4-2-0	0-0-0	0-0-0		HOME		2-0-0		0-0-0		2-2-0					
1-2-1	0-0-0	0-0-		AWAY		0-1-0		0-0-0		1-1-1					
0-0-0	0-0-0	0-0-0		NEUTRAL		0-0-0		0-0-0		0-0-0					
<hr/>															
0-4-0	0-0-0	0-0-0		CONFERENCE		0-1-0		0-1-0		0-2-0					
0-1-0	0-0-0	0-0-0		HOME		0-0-0		0-0-0		0-1-0					
0-3-0	0-0-0	0-0-0		AWAY		0-1-0		0-1-0		0-1-0					
0-0-0	0-0-0	0-0-0		NEUTRAL		0-0-0		0-0-0		0-0-0					
<hr/>															
RPI	S	Opponent	Score	RPI	S	Opponent	Score	RPI	S	Opponent	Score				
				62		H	Harvard	3	2	138		A	Charlotte	0	2
				65		A	Massachusetts	0	2	151		A	Saint Louis	0	1
				84		H	Syracuse	2	1	160		H	Brown	0	1
				93		A	Northeastern	0	2	163		H	Fordham	0	2
									237		H	New Hampshire	0	1	
									238		A	Vermont	1	1	
									254		A	Stony Brook	1	0	
									265		A	Maine	0	1	
									289		H	Manhattan	1	0	
									307		H	Iona	5	0	
				LAST 10 GAMES											
163				H	Fordham	0	2	307				H	Iona	5	0
138				A	Charlotte	0	2	62				H	Harvard	3	2
151				A	Saint Louis	0	1	93				A	Northeastern	0	2
65				A	Massachusetts	0	2	265				A	Maine	0	1
160				H	Brown	0	1	237				H	New Hampshire	0	1

Non-Div. I Games:

Rhode Island

Average RPI Win:	226	WON-LOST	WINNING	LAST 10	STRENGTH OF	OPP. STRENGTH	TEAM	ADJ	CONF.	ADJ CONF.	
Average RPI Loss:	154	RECORD	PCT. RANK	GAMES	SCHEDULE	OF SCHEDULE	RPI	RPI	RPI	RPI	
DIV. I ONLY	5-12-0	.29412	268	2-7-0	124	254	237	.43436	244	14	14
DIV. I NON-CONF.	3-6-0	.33333	238	0-1-0	165	262	235	.43471	238	15	15
<hr/>											
TOTALS	RPI 1-25	RPI 26-50		W-L RECORDS	RPI 51-100		RPI 101-150		RPI 150+		
5-12-0	0-0-0	0-1-0		OVERALL	0-2-0		1-3-0		4-6-0		
2-5-0	0-0-0	0-0-0		HOME	0-1-0		0-2-0		2-2-0		
3-7-0	0-0-0	0-1-0		AWAY	0-1-0		1-1-0		2-4-0		
0-0-0	0-0-0	0-0-0		NEUTRAL	0-0-0		0-0-0		0-0-0		
<hr/>											
3-6-0	0-0-0	0-1-0		NON-CONFERENCE	0-0-0		0-1-0		3-4-0		
1-3-0	0-0-0	0-0-0		HOME	0-0-0		0-1-0		1-2-0		
2-3-0	0-0-0	0-0-		AWAY	0-0-0		0-0-0		2-2-0		
0-0-0	0-0-0	0-0-0		NEUTRAL	0-0-0		0-0-0		0-0-0		
<hr/>											
2-6-0	0-0-0	0-0-0		CONFERENCE	0-2-0		1-2-0		1-2-0		
1-2-0	0-0-0	0-0-0		HOME	0-1-0		0-1-0		1-0-0		
1-4-0	0-0-0	0-0-0		AWAY	0-1-0		1-1-0		0-2-0		
0-0-0	0-0-0	0-0-0		NEUTRAL	0-0-0		0-0-0		0-0-0		
<hr/>											
RPI S	Opponent	Score	RPI S	Opponent	Score	RPI S	Opponent	Score	RPI S	Opponent	Score
			47 A	Michigan St.	0 2	54 A	Central Mich.	1 2	116 H	Detroit	0 3
						95 H	Toledo	0 1	133 A	Buffalo	2 1
									134 A	Kent St.	0 1
									140 H	Ball St.	0 2
									154 A	Akron	0 1
									166 A	Illinois St.	2 5
									186 A	Cleveland St.	1 0
									203 A	Ohio	0 2
									227 H	Valparaiso	0 4
									242 A	Youngstown St.	2 1
									248 H	Niagara	1 2
									263 A	Loyola Chicago	0 1
									278 H	IPFW	1 0
									292 H	Eastern Mich.	2 1
<hr/>											
LAST 10 GAMES											
			203 A	Ohio	0 2	95 H	Toledo	0 1			
			154 A	Akron	0 1	134 A	Kent St.	0 1			
			54 A	Central Mich.	1 2	133 A	Buffalo	2 1			
			292 H	Eastern Mich.	2 1	227 H	Valparaiso	0 4			
			140 H	Ball St.	0 2	278 H	IPFW	1 0			

Non-Div. I Games:

Bowling Green

Average RPI Win:	299	WON-LOST RECORD	WINNING PCT. RANK	LAST 10 GAMES	STRENGTH OF SCHEDULE	OPP. STRENGTH OF SCHEDULE	TEAM RPI	ADJ RPI	CONF. RPI	ADJ CONF. RPI	
DIV. I ONLY	9-4-1	.67857	58	7-3-0	317	313	245	.43433	245	21	21
DIV. I NON-CONF.	6-2-1	.72222	56	4-1-0	322	315	270	.41748	267	26	26
<hr/>											
TOTALS	RPI 1-25	RPI 26-50		W-L RECORDS		RPI 51-100		RPI 101-150		RPI 150+	
9-4-1	0-0-0	0-0-0		OVERALL		0-0-0		0-0-0		9-4-1	
4-2-0	0-0-0	0-0-0		HOME		0-0-0		0-0-0		4-2-0	
5-2-1	0-0-0	0-0-0		AWAY		0-0-0		0-0-0		5-2-1	
0-0-0	0-0-0	0-0-0		NEUTRAL		0-0-0		0-0-0		0-0-0	
6-2-1	0-0-0	0-0-0		NON-CONFERENCE		0-0-0		0-0-0		6-2-1	
3-0-0	0-0-0	0-0-0		HOME		0-0-0		0-0-0		3-0-0	
3-2-1	0-0-0	0-0-		AWAY		0-0-0		0-0-0		3-2-1	
0-0-0	0-0-0	0-0-0		NEUTRAL		0-0-0		0-0-0		0-0-0	
3-2-0	0-0-0	0-0-0		CONFERENCE		0-0-0		0-0-0		3-2-0	
1-2-0	0-0-0	0-0-0		HOME		0-0-0		0-0-0		1-2-0	
2-0-0	0-0-0	0-0-0		AWAY		0-0-0		0-0-0		2-0-0	
0-0-0	0-0-0	0-0-0		NEUTRAL		0-0-0		0-0-0		0-0-0	
RPI	S	Opponent	Score	RPI	S	Opponent	Score	RPI	S	Opponent	Score
								189	A	Louisiana Tech	1 2
								199	H	Lamar	0 1
								212	H	McNeese St.	0 1
								259	A	Northwestern St.	3 1
								268	A	La.-Lafayette	1 1
								271	A	Southern Miss.	1 3
								274	A	La.-Monroe	3 1
								280	A	Central Ark.	3 0
								298	H	Nicholls St.	5 2
								310	A	Mississippi Val.	4 0
								313	H	Alcorn St.	6 0
								314	H	Texas Southern	6 0
								320	A	Grambling	9 0
								322	H	Alabama St.	4 0
<hr/>											
LAST 10 GAMES											

Non-Div. I Games:

Southeastern La.

Average RPI Win:	225	WON-LOST	WINNING	LAST 10	STRENGTH OF	OPP. STRENGTH	TEAM	ADJ	CONF.	ADJ CONF.	
Average RPI Loss:	148	RECORD	PCT. RANK	GAMES	SCHEDULE	OF SCHEDULE	RPI	RPI	RPI	RPI	
DIV. I ONLY	5-7-2	.42857	203	5-3-2	268	209	247	.43264	246	30	30
DIV. I NON-CONF.	3-6-0	.33333	238	3-2-0	178	146	222	.44688	224	29	30
TOTALS	RPI 1-25	RPI 26-50	W-L RECORDS		RPI 51-100	RPI 101-150		RPI 150+			
5-7-2	0-0-0	0-0-0	OVERALL		0-3-0	1-1-0		4-3-2			
3-3-2	0-0-0	0-0-0	HOME		0-0-0	1-1-0		2-2-2			
2-4-0	0-0-0	0-0-0	AWAY		0-3-0	0-0-0		2-1-0			
0-0-0	0-0-0	0-0-0	NEUTRAL		0-0-0	0-0-0		0-0-0			
3-6-0	0-0-0	0-0-0	NON-CONFERENCE		0-3-0	1-1-0		2-2-0			
3-2-0	0-0-0	0-0-0	HOME		0-0-0	1-1-0		2-1-0			
0-4-0	0-0-0	0-0-	AWAY		0-3-0	0-0-0		0-1-0			
0-0-0	0-0-0	0-0-0	NEUTRAL		0-0-0	0-0-0		0-0-0			
2-1-2	0-0-0	0-0-0	CONFERENCE		0-0-0	0-0-0		2-1-2			
0-1-2	0-0-0	0-0-0	HOME		0-0-0	0-0-0		0-1-2			
2-0-0	0-0-0	0-0-0	AWAY		0-0-0	0-0-0		2-0-0			
0-0-0	0-0-0	0-0-0	NEUTRAL		0-0-0	0-0-0		0-0-0			
RPI	S	Opponent	Score	RPI	S	Opponent	Score	RPI	S	Opponent	Score

Non-Div. I Games: Master's 3 0

Sacramento St.

Average RPI Win: 283		WON-LOST RECORD	WINNING PCT. RANK		LAST 10 GAMES	STRENGTH OF SCHEDULE	OPP. STRENGTH OF SCHEDULE	TEAM RPI	ADJ RPI		CONF. RPI	ADJ CONF. RPI		
Average RPI Loss: 147														
DIV. I ONLY		4-10-0	.28571	269	2-8-0	125	279	246	.43247	247	10	10		
DIV. I NON-CONF.		3-6-0	.33333	238	1-4-0	210	309	269	.41525	269	11	11		
<hr/>														
TOTALS		RPI 1-25		RPI 26-50		W-L RECORDS		RPI 51-100		RPI 101-150		RPI 150+		
4-10-0		0-1-0		0-0-0		OVERALL		0-2-0		0-1-0		4-6-0		
3-2-0		0-0-0		0-0-0		HOME		0-1-0		0-0-0		3-1-0		
1-8-0		0-1-0		0-0-0		AWAY		0-1-0		0-1-0		1-5-0		
0-0-0		0-0-0		0-0-0		NEUTRAL		0-0-0		0-0-0		0-0-0		
3-6-0		0-0-0		0-0-0		NON-CONFERENCE		0-1-0		0-1-0		3-4-0		
2-1-0		0-0-0		0-0-0		HOME		0-0-0		0-0-0		2-1-0		
1-5-0		0-0-0		0-0-		AWAY		0-1-0		0-1-0		1-3-0		
0-0-0		0-0-0		0-0-0		NEUTRAL		0-0-0		0-0-0		0-0-0		
1-4-0		0-1-0		0-0-0		CONFERENCE		0-1-0		0-0-0		1-2-0		
1-1-0		0-0-0		0-0-0		HOME		0-1-0		0-0-0		1-0-0		
0-3-0		0-1-0		0-0-0		AWAY		0-0-0		0-0-0		0-2-0		
0-0-0		0-0-0		0-0-0		NEUTRAL		0-0-0		0-0-0		0-0-0		
RPI	S	Opponent		Score	RPI	S	Opponent		Score	RPI	S	Opponent		Score
21	A	La Salle		0 5						57	H	Richmond		2 3
										90	A	Hartford		1 5
</														

Non-Div. I Games:

Temple

Average RPI Win: 247		WON-LOST	WINNING	LAST 10	STRENGTH OF	OPP. STRENGTH	TEAM	ADJ	CONF.	ADJ CONF.		
Average RPI Loss: 172		RECORD	PCT. RANK	GAMES	SCHEDULE	OF SCHEDULE	RPI	RPI	RPI	RPI		
DIV. I ONLY		6-8-0	.42857	203	5-5-0	273	203	250	.42946	248	26	26
DIV. I NON-CONF.		2-7-0	.22222	281	1-4-0	246	196	289	.38777	288	25	25
<hr/>												
TOTALS		RPI 1-25		RPI 26-50		W-L RECORDS		RPI 51-100		RPI 101-150		RPI 150+
6-8-0		0-0-0		0-0-0		OVERALL		0-1-0		0-3-0		6-4-0
2-4-0		0-0-0		0-0-0		HOME		0-0-0		0-2-0		2-2-0
4-4-0		0-0-0		0-0-0		AWAY		0-1-0		0-1-0		4-2-0
0-0-0		0-0-0		0-0-0		NEUTRAL		0-0-0		0-0-0		0-0-0
2-7-0		0-0-0		0-0-0		NON-CONFERENCE		0-1-0		0-2-0		2-4-0
1-3-0		0-0-0		0-0-0		HOME		0-0-0		0-1-0		1-2-0
1-4-0		0-0-0		0-0-		AWAY		0-1-0		0-1-0		1-2-0
0-0-0		0-0-0		0-0-0		NEUTRAL		0-0-0		0-0-0		0-0-0
4-1-0		0-0-0		0-0-0		CONFERENCE		0-0-0		0-1-0		4-0-0
1-1-0		0-0-0		0-0-0		HOME		0-0-0		0-1-0		1-0-0
3-0-0		0-0-0		0-0-0		AWAY		0-0-0		0-0-0		3-0-0
0-0-0		0-0-0		0-0-0		NEUTRAL		0-0-0		0-0-0		0-0-0
RPI	S	Opponent	Score	RPI	S	Opponent	Score	RPI	S	Opponent	Score	
								95	A	Toledo	2	5
								127	A	Saint Francis (PA)	0	2
								133	H	Buffalo	0	2
								141	H	Loyola Maryland	2	3
								161	H	St. Bonaventure	0	2
								181	H	Rider	2	0
								215	A	Canisius	1	0
								216	A	Cornell	0	2
								221	A	Robert Morris	1	5
								244	A	Bowling Green	2	1
								247	H	Temple	1	0
								278	H	IPFW	2	3
								289	A	Manhattan	2	1
								308	A	Saint Peter's	4	2
LAST 10 GAMES												
215	A	Canisius	1	0	216	A	Cornell	0	2			
141	H	Loyola Maryland	2	3	161	H	St. Bonaventure	0	2			
181	H	Rider	2	0	133	H	Buffalo	0	2			
289	A	Manhattan	2	1	247	H	Temple	1	0			
308	A	Saint Peter's	4	2	278	H	IPFW	2	3			

Non-Div. I Games:

Niagara

Average RPI Win: 265		WON-LOST	WINNING	LAST 10	STRENGTH OF		OPP. STRENGTH	TEAM	ADJ		CONF.	ADJ CONF.
Average RPI Loss: 168		RECORD	PCT. RANK	GAMES	SCHEDULE		OF SCHEDULE	RPI	RPI		RPI	RPI
DIV. I ONLY		4-6-3	.42308	209	3-4-3		257	255	248		25	25
DIV. I NON-CONF.		3-4-1	.4375	195	2-2-1		259	258	245		24	24
TOTALS		RPI 1-25	RPI 26-50		W-L RECORDS		RPI 51-100		RPI 101-150		RPI 150+	
4-6-3		0-0-0	0-0-0		OVERALL		0-1-0		0-2-0		4-3-3	
1-3-1		0-0-0	0-0-0		HOME		0-1-0		0-0-0		1-2-1	
3-0-2		0-0-0	0-0-0		AWAY		0-0-0		0-0-0		3-0-2	
0-3-0		0-0-0	0-0-0		NEUTRAL		0-0-0		0-2-0		0-1-0	
3-4-1		0-0-0	0-0-0		NON-CONFERENCE		0-0-0		0-2-0		3-2-1	
1-1-0		0-0-0	0-0-0		HOME		0-0-0		0-0-0		1-1-0	
2-0-1		0-0-0	0-0-		AWAY		0-0-0		0-0-0		2-0-1	
0-3-0		0-0-0	0-0-0		NEUTRAL		0-0-0		0-2-0		0-1-0	
1-2-2		0-0-0	0-0-0		CONFERENCE		0-1-0		0-0-0		1-1-2	
0-2-1		0-0-0	0-0-0		HOME		0-1-0		0-0-0		0-1-1	
1-0-1		0-0-0	0-0-0		AWAY		0-0-0		0-0-0		1-0-1	
0-0-0		0-0-0	0-0-0		NEUTRAL		0-0-0		0-0-0		0-0-0	
RPI S	Opponent	Score	RPI S	Opponent	Score	RPI S	Opponent	Score	RPI S	Opponent	Score	
						80 H	Southeast Mo. St.	0 3	101 N	Col. of Charleston	1 5	
									140 N	Ball St.	0 3	
									162 H	UT Martin	2 2	
									168 A	South Fla.	0 0	
									172 N	Western Caro.	1 2	
									220 H	Austin Peay	1 2	
									223 A	Arkansas St.	2 1	
									241 H	Troy	1 0	
									281 A	Tennessee Tech	2 1	
									297 H	Indiana St.	0 2	
									304 A	Jacksonville St.	0 0	
									316 A	Alabama A&M	6 0	
LAST 10 GAMES												
						304 A	Jacksonville St.	0 0	162 H	UT Martin	2 2	
						281 A	Tennessee Tech	2 1	223 A	Arkansas St.	2 1	
						316 A	Alabama A&M	6 0	297 H	Indiana St.	0 2	
						220 H	Austin Peay	1 2	168 A	South Fla.	0 0	
						80 H	Southeast Mo. St.	0 3	101 N	Col. of Charleston	1 5	

Non-Div. I Games: Bellarmine

1 **2**

Murray St.

Average RPI Win:	224	WON-LOST RECORD	WINNING PCT. RANK	LAST 10 GAMES	STRENGTH OF SCHEDULE	OPP. STRENGTH OF SCHEDULE	TEAM RPI	ADJ RPI	CONF. RPI	ADJ CONF. RPI		
DIV. I ONLY		6-7-2	.46667	177	2-5-2	285	231	249	.42812	250	30	30
DIV. I NON-CONF.		4-6-0	.4	207	0-4-0	227	197	228	.44149	229	29	30
<hr/>												
TOTALS	RPI 1-25	RPI 26-50			W-L RECORDS		RPI 51-100		RPI 101-150		RPI 150+	
6-7-2	0-0-0	0-0-0			OVERALL		0-1-0		1-1-0		5-5-2	
2-3-1	0-0-0	0-0-0			HOME		0-0-0		0-1-0		2-2-1	
3-4-1	0-0-0	0-0-0			AWAY		0-1-0		0-0-0		3-3-1	
1-0-0	0-0-0	0-0-0			NEUTRAL		0-0-0		1-0-0		0-0-0	
<hr/>												
4-6-0	0-0-0	0-0-0			NON-CONFERENCE		0-1-0		1-1-0		3-4-0	
2-2-0	0-0-0	0-0-0			HOME		0-0-0		0-1-0		2-1-0	
1-4-0	0-0-0	0-0-			AWAY		0-1-0		0-0-0		1-3-0	
1-0-0	0-0-0	0-0-0			NEUTRAL		0-0-0		1-0-0		0-0-0	
<hr/>												
2-1-2	0-0-0	0-0-0			CONFERENCE		0-0-0		0-0-0		2-1-2	
0-1-1	0-0-0	0-0-0			HOME		0-0-0		0-0-0		0-1-1	
2-0-1	0-0-0	0-0-0			AWAY		0-0-0		0-0-0		2-0-1	
0-0-0	0-0-0	0-0-0			NEUTRAL		0-0-0		0-0-0		0-0-0	
<hr/>												
RPI	S	Opponent	Score	RPI	S	Opponent	Score	RPI	S	Opponent	Score	
				69 A Utah St.				1	2	110 H Seattle	1	2
										116 N Detroit	2	0
										174 A San Francisco	0	2
										178 H UNLV	1	0
										183 A Utah Valley	2	4
										213 H Idaho	2	1
										225 H Northern Colo.	0	1
										246 A Sacramento St.	3	2
										255 H Boise St.	0	1
										264 A San Jose St.	0	1
										266 A Montana	2	2
										277 A Nevada	2	0
										295 H Northern Ariz.	1	1
										312 A Eastern Wash.	1	0
				LAST 10 GAMES								
				295 H Northern Ariz.	1	1	264 A San Jose St.	0	1			
				225 H Northern Colo.	0	1	174 A San Francisco	0	2			
				266 A Montana	2	2	110 H Seattle	1	2			
				312 A Eastern Wash.	1	0	255 H Boise St.	0	1			
				246 A Sacramento St.	3	2	116 N Detroit	2	0			

Non-Div. I Games:

Portland St.

Average RPI Win:	267	WON-LOST RECORD	WINNING PCT. RANK	LAST 10 GAMES	STRENGTH OF SCHEDULE	OPP. STRENGTH OF SCHEDULE	TEAM RPI	ADJ RPI	CONF. RPI	ADJ CONF. RPI		
DIV. I ONLY		6-8-1	.43333	201	3-5-1	272	259	251	.42797	251	31	31
DIV. I NON-CONF.		5-7-0	.41667	200	2-4-0	203	251	221	.44758	222	31	31
<hr/>												
TOTALS	RPI 1-25	RPI 26-50		W-L RECORDS		RPI 51-100		RPI 101-150		RPI 150+		
6-8-1	0-0-0	0-1-0		OVERALL		0-1-0		0-3-0		6-3-1		
4-2-0	0-0-0	0-0-0		HOME		0-0-0		0-2-0		4-0-0		
2-6-1	0-0-0	0-1-0		AWAY		0-1-0		0-1-0		2-3-1		
0-0-0	0-0-0	0-0-0		NEUTRAL		0-0-0		0-0-0		0-0-0		
5-7-0	0-0-0	0-1-0		NON-CONFERENCE		0-1-0		0-3-0		5-2-0		
4-2-0	0-0-0	0-0-0		HOME		0-0-0		0-2-0		4-0-0		
1-5-0	0-0-0	0-0-		AWAY		0-1-0		0-1-0		1-2-0		
0-0-0	0-0-0	0-0-0		NEUTRAL		0-0-0		0-0-0		0-0-0		
1-1-1	0-0-0	0-0-0		CONFERENCE		0-0-0		0-0-0		1-1-1		
0-0-0	0-0-0	0-0-0		HOME		0-0-0		0-0-0		0-0-0		
1-1-1	0-0-0	0-0-0		AWAY		0-0-0		0-0-0		1-1-1		
0-0-0	0-0-0	0-0-0		NEUTRAL		0-0-0		0-0-0		0-0-0		
RPI	S	Opponent	Score	RPI	S	Opponent	Score	RPI	S	Opponent	Score	
45	A	Stephen F. Austin	0 3	89	A	UTEP	0 4	114	A	Texas St.	1 2	
								118	H	TCU	0 3	
								137	H	Houston	0 1	
								183	A	Utah Valley	1 3	
								199	H	Lamar	3 0	
								212	H	McNeese St.	2 0	
								219	A	New Mexico St.	0 2	
								230	A	Sam Houston St.	1 2	
								259	H	Northwestern St.	2 0	
								293	A	Howard	1 0	
								318	A	Delaware St.	0 0	
								319	H	Southern U.	6 0	
								320	A	Grambling	2 1	
LAST 10 GAMES												
183	A	Utah Valley	1 3	319	H	Southern U.	6 0					
318	A	Delaware St.	0 0	137	H	Houston	0 1					
293	A	Howard	1 0	45	A	Stephen F. Austin	0 3					
118	H	TCU	0 3	320	A	Grambling	2 1					
114	A	Texas St.	1 2	259	H	Northwestern St.	2 0					

Non-Div. I Games:

Houston Baptist

A
m
e
r
i
c
a
n

American

Average RPI Win: 287		WON-LOST RECORD		WINNING PCT. RANK		LAST 10 GAMES		STRENGTH OF SCHEDULE		OPP. STRENGTH OF SCHEDULE		TEAM RPI		ADJ RPI		CONF. RPI		ADJ CONF. RPI	
DIV. I ONLY		3-8-4		.33333 250		1-6-3		192		266		252		.4251 253		23		23	
DIV. I NON-CONF.		2-6-4		.33333 238		0-4-3		208		253		256		.42261 259		21		22	
TOTALS		RPI 1-25		RPI 26-50		W-L RECORDS		RPI 51-100		RPI 101-150		RPI 150+							
3-8-4		0-1-0		0-0-0		OVERALL		0-2-0		0-1-0		3-4-4							
2-4-0		0-0-0		0-0-0		HOME		0-1-0		0-0-0		2-3-0							
1-4-3		0-1-0		0-0-0		AWAY		0-1-0		0-1-0		1-1-3							
0-0-1		0-0-0		0-0-0		NEUTRAL		0-0-0		0-0-0		0-0-1							
2-6-4		0-1-0		0-0-0		NON-CONFERENCE		0-1-0		0-1-0		2-3-4							
1-4-0		0-0-0		0-0-0		HOME		0-1-0		0-0-0		1-3-0							
1-2-3		0-1-0		0-0-		AWAY		0-0-0		0-1-0		1-0-3							
0-0-1		0-0-0		0-0-0		NEUTRAL		0-0-0		0-0-0		0-0-1							
1-2-0		0-0-0		0-0-0		CONFERENCE		0-1-0		0-0-0		1-1-0							
1-0-0		0-0-0		0-0-0		HOME		0-0-0		0-0-0		1-0-0							
0-2-0		0-0-0		0-0-0		AWAY		0-1-0		0-0-0		0-1-0							
0-0-0		0-0-0		0-0-0		NEUTRAL		0-0-0		0-0-0		0-0-0							
RPI	S	Opponent		Score		RPI	S	Opponent		Score		RPI	S	Opponent		Score			
19	A	Texas A&M		1	6					71	A	Missouri St.	0	1	122	A	North Dakota St.	0	1
										75	H	Iowa St.	0	2	158	A	Wyoming	1	1
															166	A	Illinois St.	0	2
															187	H	South Dakota St.	0	1
															206	A	UMKC	0	0
															225	A	Northern Colo.	2	2
															236	H	Western Ill.	0	1
															267	H	CSU Bakersfield	1	2
															269	H	Green Bay	3	1
															295	A	Northern Ariz.	2	1
															297	H	Indiana St.	2	1
															301	N	Southern Utah	1	1
LAST 10 GAMES																			

Non-Div. I Games:

Drake

Average RPI Win:	260	WON-LOST	WINNING	LAST 10	STRENGTH OF	OPP. STRENGTH	TEAM	ADJ	CONF.	ADJ CONF.	
Average RPI Loss:	138 <th>RECORD</th> <th>PCT. RANK</th> <th>GAMES</th> <th>SCHEDULE</th> <th>OF SCHEDULE</th> <th>RPI</th> <th>RPI</th> <th>RPI</th> <th>RPI</th>	RECORD	PCT. RANK	GAMES	SCHEDULE	OF SCHEDULE	RPI	RPI	RPI	RPI	
DIV. I ONLY	4-10-1	.3	265	3-5-1	176	246	255	.42499	254	24	24
DIV. I NON-CONF.	2-7-0	.22222	281	1-2-0	154	228	268	.4153	268	23	23
<hr/>											
TOTALS	RPI 1-25	RPI 26-50		W-L RECORDS		RPI 51-100		RPI 101-150		RPI 150+	
4-10-1	0-0-0	0-1-0		OVERALL		0-2-0		0-4-0		4-3-1	
3-5-0	0-0-0	0-1-0		HOME		0-1-0		0-2-0		3-1-0	
1-4-1	0-0-0	0-0-0		AWAY		0-1-0		0-1-0		1-2-1	
0-1-0	0-0-0	0-0-0		NEUTRAL		0-0-0		0-1-0		0-0-0	
<hr/>											
2-7-0	0-0-0	0-0-0		NON-CONFERENCE		0-1-0		0-4-0		2-2-0	
1-4-0	0-0-0	0-0-0		HOME		0-1-0		0-2-0		1-1-0	
1-2-0	0-0-0	0-0-		AWAY		0-0-0		0-1-0		1-1-0	
0-1-0	0-0-0	0-0-0		NEUTRAL		0-0-0		0-1-0		0-0-0	
<hr/>											
2-3-1	0-0-0	0-1-0		CONFERENCE		0-1-0		0-0-0		2-1-1	
2-1-0	0-0-0	0-1-0		HOME		0-0-0		0-0-0		2-0-0	
0-2-1	0-0-0	0-0-0		AWAY		0-1-0		0-0-0		0-1-1	
0-0-0	0-0-0	0-0-0		NEUTRAL		0-0-0		0-0-0		0-0-0	
<hr/>											
RPI	S	Opponent	Score	RPI	S	Opponent	Score	RPI	S	Opponent	Score
				44	H	Boston U.	0 2	90	A	Hartford	0 3
								94	H	Army	0 2
										113	N Delaware
										117	A James Madison
										136	H Sacred Heart
										143	H Long Island
										163	A Fordham
										188	A Fairfield
										237	H New Hampshire
										238	A Vermont
										243	H Rhode Island
										270	A Binghamton
										307	H Iona
										309	H UMBC
<hr/>											
LAST 10 GAMES											
				44	H	Boston U.	0 2	238	A	Vermont	0 1
				237	H	New Hampshire	1 0	188	A	Fairfield	2 1
				90	A	Hartford	0 3	94	H	Army	0 2
				270	A	Binghamton	0 0	163	A	Fordham	0 2
				309	H	UMBC	4 1	143	H	Long Island	1 2

Non-Div. I Games:

Stony Brook

Average RPI Win:	232	WON-LOST RECORD	WINNING PCT. RANK	LAST 10 GAMES	STRENGTH OF SCHEDULE	OPP. STRENGTH OF SCHEDULE	TEAM RPI	ADJ RPI	CONF. RPI	ADJ CONF. RPI	
DIV. I ONLY	6-9-1	.40625	215	4-5-1	260	242	253	.42443	255	16	16
DIV. I NON-CONF.	5-6-1	.45833	185	3-2-1	268	238	236	.4355	237	13	13
<hr/>											
TOTALS	RPI 1-25	RPI 26-50		W-L RECORDS	RPI 51-100		RPI 101-150		RPI 150+		
6-9-1	0-0-0	0-0-0		OVERALL	0-0-1		2-3-0		4-6-0		
1-4-1	0-0-0	0-0-0		HOME	0-0-1		0-1-0		1-3-0		
3-3-0	0-0-0	0-0-0		AWAY	0-0-0		2-1-0		1-2-0		
2-2-0	0-0-0	0-0-0		NEUTRAL	0-0-0		0-1-0		2-1-0		
5-6-1	0-0-0	0-0-0		NON-CONFERENCE	0-0-1		1-3-0		4-3-0		
1-3-1	0-0-0	0-0-0		HOME	0-0-1		0-1-0		1-2-0		
2-1-0	0-0-0	0-0-		AWAY	0-0-0		1-1-0		1-0-0		
2-2-0	0-0-0	0-0-0		NEUTRAL	0-0-0		0-1-0		2-1-0		
1-3-0	0-0-0	0-0-0		CONFERENCE	0-0-0		1-0-0		0-3-0		
0-1-0	0-0-0	0-0-0		HOME	0-0-0		0-0-0		0-1-0		
1-2-0	0-0-0	0-0-0		AWAY	0-0-0		1-0-0		0-2-0		
0-0-0	0-0-0	0-0-0		NEUTRAL	0-0-0		0-0-0		0-0-0		
RPI S	Opponent	Score	RPI S	Opponent	Score	RPI S	Opponent	Score	RPI S	Opponent	Score
						69 H	Utah St.	1 1	102 N	Cal Poly	0 3
									104 A	San Diego St.	1 0
									110 A	Seattle	2 0
									111 A	Creighton	0 2
									124 H	Oregon	0 2
									157 H	Gonzaga	0 1
									158 A	Wyoming	0 1
									178 A	UNLV	0 5
									250 A	Portland St.	1 0
									266 H	Montana	3 4
									266 N	Montana	1 2
									272 H	Air Force	0 1
									305 N	Idaho St.	2 0
									311 N	South Dakota	1 0
									312 H	Eastern Wash.	2 1
<hr/>											
LAST 10 GAMES											
104 A San Diego St.						1	0	69 H Utah St.	1	1	
178 A UNLV						0	5	111 A Creighton	0	2	
272 H Air Force						0	1	311 N South Dakota	1	0	
110 A Seattle						2	0	102 N Cal Poly	0	3	
158 A Wyoming						0	1	250 A Portland St.	1	0	

Non-Div. I Games:

Boise St.

Average RPI Win: 279		WON-LOST	WINNING	LAST 10	STRENGTH OF	OPP. STRENGTH	TEAM	ADJ	CONF.	ADJ CONF.				
Average RPI Loss: 179		RECORD	PCT. RANK	GAMES	SCHEDULE	OF SCHEDULE	RPI	RPI	RPI	RPI				
DIV. I ONLY		6-7-2	.46667	177	4-4-2	287	283	257	.4232	256	23	23		
DIV. I NON-CONF.		4-5-2	.45455	187	2-2-2	276	294	259	.42218	260	21	22		
<hr/>														
TOTALS		RPI 1-25		RPI 26-50		W-L RECORDS		RPI 51-100		RPI 101-150		RPI 150+		
6-7-2		0-0-0		0-0-0		OVERALL		0-1-0		0-2-0		6-4-2		
5-3-1		0-0-0		0-0-0		HOME		0-0-0		0-1-0		5-2-1		
1-3-1		0-0-0		0-0-0		AWAY		0-1-0		0-1-0		1-1-1		
0-1-0		0-0-0		0-0-0		NEUTRAL		0-0-0		0-0-0		0-1-0		
<hr/>														
4-5-2		0-0-0		0-0-0		NON-CONFERENCE		0-1-0		0-1-0		4-3-2		
3-2-1		0-0-0		0-0-0		HOME		0-0-0		0-1-0		3-1-1		
1-2-1		0-0-0		0-0-		AWAY		0-1-0		0-0-0		1-1-1		
0-1-0		0-0-0		0-0-0		NEUTRAL		0-0-0		0-0-0		0-1-0		
<hr/>														
2-2-0		0-0-0		0-0-0		CONFERENCE		0-0-0		0-1-0		2-1-0		
2-1-0		0-0-0		0-0-0		HOME		0-0-0		0-0-0		2-1-0		
0-1-0		0-0-0		0-0-0		AWAY		0-0-0		0-1-0		0-0-0		
0-0-0		0-0-0		0-0-0		NEUTRAL		0-0-0		0-0-0		0-0-0		
<hr/>														
RPI	S	Opponent	Score	RPI	S	Opponent	Score	RPI	S	Opponent	Score			
						51	A Iowa	0		2	111	A Creighton	0	1
											122	H North Dakota St.	0	1
											166	H Illinois St.	0	2
											187	H South Dakota St.	2	2
											240	H SIU Edwardsville	1	2
											262	H Eastern Ill.	1	0
											263	A Loyola Chicago	0	4
											267	H CSU Bakersfield	3	1
											269	H Green Bay	1	0
											282	A Northern Ill.	1	1
											284	H Evansville	1	0
											295	A Northern Ariz.	3	2
											297	H Indiana St.	2	0
											301	N Southern Utah	1	2
<hr/>														
LAST 10 GAMES														
						284	H Evansville	1		0	187	H South Dakota St.	2	2
						297	H Indiana St.	2		0	51	A Iowa	0	2
						267	H CSU Bakersfield	3		1	269	H Green Bay	1	0
						166	H Illinois St.	0		2	240	H SIU Edwardsville	1	2
						111	A Creighton	0		1	282	A Northern Ill.	1	1

Non-Div. I Games:

UNI

[illegible]

Non-Div. I Games:

Charleston So.

Average RPI Win: 267		WON-LOST RECORD		WINNING PCT. RANK		LAST 10 GAMES		STRENGTH OF SCHEDULE		OPP. STRENGTH OF SCHEDULE		TEAM RPI		ADJ RPI		CONF. RPI		ADJ CONF. RPI	
DIV. I ONLY		3-9-1		.26923 277		2-6-1		185		211		263		.42178 258		17		17	
DIV. I NON-CONF.		2-6-1		.27778 261		1-3-1		168		204		250		.42945 249		17		17	
TOTALS		RPI 1-25		RPI 26-50		W-L RECORDS		RPI 51-100		RPI 101-150		RPI 150+							
3-9-1		0-1-0		0-0-0		OVERALL		0-1-0		0-4-0		3-3-1							
0-4-0		0-1-0		0-0-0		HOME		0-0-0		0-2-0		0-1-0							
3-5-1		0-0-0		0-0-0		AWAY		0-1-0		0-2-0		3-2-1							
0-0-0		0-0-0		0-0-0		NEUTRAL		0-0-0		0-0-0		0-0-0							
2-6-1		0-1-0		0-0-0		NON-CONFERENCE		0-0-0		0-3-0		2-2-1							
0-4-0		0-1-0		0-0-0		HOME		0-0-0		0-2-0		0-1-0							
2-2-1		0-0-0		0-0-		AWAY		0-0-0		0-1-0		2-1-1							
0-0-0		0-0-0		0-0-0		NEUTRAL		0-0-0		0-0-0		0-0-0							
1-3-0		0-0-0		0-0-0		CONFERENCE		0-1-0		0-1-0		1-1-0							
0-0-0		0-0-0		0-0-0		HOME		0-0-0		0-0-0		0-0-0							
1-3-0		0-0-0		0-0-0		AWAY		0-1-0		0-1-0		1-1-0							
0-0-0		0-0-0		0-0-0		NEUTRAL		0-0-0		0-0-0		0-0-0							
RPI	S	Opponent		Score		RPI	S	Opponent		Score		RPI	S	Opponent		Score			
13	H	Penn St.		0 4								94	A	Army		0 1			
												105	A	Colgate		0 3			
												127	H	Saint Francis (PA)		1 2			
												131	H	Marist		1 2			
												133	A	Buffalo		0 1			
												161	H	St. Bonaventure		0 1			
												215	A	Canisius		0 1			
												216	A	Cornell		1 0			
												252	A	American		0 1			
												275	A	Mt. St. Mary's		0 0			
												276	A	Holy Cross		2 0			
												309	A	UMBC		2 1			
LAST 10 GAMES																			
						252	A	American		0 1		131	H	Marist		1 2			
						94	A	Army		0 1		13	H	Penn St.		0 4			
						276	A	Holy Cross		2 0		127	H	Saint Francis (PA)		1 2			
						105	A	Colgate		0 3		216	A	Cornell		1 0			
						275	A	Mt. St. Mary's		0 0		309	A	UMBC		2 1			

Non-Div. I Games:

Bucknell

Average RPI Win:	275	WON-LOST RECORD	WINNING PCT. RANK	LAST 10 GAMES	STRENGTH OF SCHEDULE	OPP. STRENGTH OF SCHEDULE	TEAM RPI	ADJ RPI	CONF. RPI	ADJ CONF. RPI		
Average RPI Loss:	165											
DIV. I ONLY		7-9-0	.4375	191	3-7-0	283	256	260	.42149	259	21	21
DIV. I NON-CONF.		6-4-0	.6	117	2-2-0	313	237	254	.42925	250	26	26
<hr/>												
TOTALS	RPI 1-25	RPI 26-50		W-L RECORDS		RPI 51-100		RPI 101-150		RPI 150+		
7-9-0	0-0-0	0-1-0		OVERALL		0-1-0		1-2-0		6-5-0		
4-4-0	0-0-0	0-0-0		HOME		0-1-0		1-1-0		3-2-0		
3-5-0	0-0-0	0-1-0		AWAY		0-0-0		0-1-0		3-3-0		
0-0-0	0-0-0	0-0-0		NEUTRAL		0-0-0		0-0-0		0-0-0		
6-4-0	0-0-0	0-0-0		NON-CONFERENCE		0-1-0		1-1-0		5-2-0		
3-1-0	0-0-0	0-0-0		HOME		0-1-0		1-0-0		2-0-0		
3-3-0	0-0-0	0-0-		AWAY		0-0-0		0-1-0		3-2-0		
0-0-0	0-0-0	0-0-0		NEUTRAL		0-0-0		0-0-0		0-0-0		
1-5-0	0-0-0	0-1-0		CONFERENCE		0-0-0		0-1-0		1-3-0		
1-3-0	0-0-0	0-0-0		HOME		0-0-0		0-1-0		1-2-0		
0-2-0	0-0-0	0-1-0		AWAY		0-0-0		0-0-0		0-1-0		
0-0-0	0-0-0	0-0-0		NEUTRAL		0-0-0		0-0-0		0-0-0		
RPI	S	Opponent	Score	RPI	S	Opponent	Score	RPI	S	Opponent	Score	
				45	A	Stephen F. Austin	0 5	64	H	Tulsa	0 2	
								114	H	Texas St.	0 2	
								118	A	TCU	0 1	
								147	H	UALR	1 0	
								152	H	UTSA	0 3	
								230	A	Sam Houston St.	0 1	
								245	H	Southeastern La.	1 3	
								251	A	Houston Baptist	0 2	
								268	A	La.-Lafayette	0 1	
								271	H	Southern Miss.	2 0	
								274	A	La.-Monroe	4 2	
								298	H	Nicholls St.	2 0	
								299	A	Jackson St.	2 0	
								314	H	Texas Southern	8 2	
								321	A	Prairie View	2 1	
LAST 10 GAMES												
				152	H	UTSA	0 3	245	H	Southeastern La.	1 3	
				114	H	Texas St.	0 2	314	H	Texas Southern	8 2	
				45	A	Stephen F. Austin	0 5	118	A	TCU	0 1	
				230	A	Sam Houston St.	0 1	271	H	Southern Miss.	2 0	
				298	H	Nicholls St.	2 0	64	H	Tulsa	0 2	

Non-Div. I Games:

Northwestern St.

Average RPI Win: 257		WON-LOST	WINNING	LAST 10	STRENGTH OF		OPP. STRENGTH	TEAM	ADJ		CONF.	ADJ CONF.
Average RPI Loss: 175		RECORD	PCT. RANK	GAMES	SCHEDULE		OF SCHEDULE	RPI	RPI		RPI	RPI
DIV. I ONLY		5-8-2	.4	220	4-5-1		263	263	258		18	18
DIV. I NON-CONF.		2-4-1	.35714	232	1-1-0		304	310	294		19	19
TOTALS		RPI 1-25	RPI 26-50		W-L RECORDS		RPI 51-100		RPI 101-150		RPI 150+	
5-8-2		0-0-0	0-0-0		OVERALL		0-1-0		0-1-0		5-6-2	
3-3-1		0-0-0	0-0-0		HOME		0-1-0		0-1-0		3-1-1	
2-5-1		0-0-0	0-0-0		AWAY		0-0-0		0-0-0		2-5-1	
0-0-0		0-0-0	0-0-0		NEUTRAL		0-0-0		0-0-0		0-0-0	
2-4-1		0-0-0	0-0-0		NON-CONFERENCE		0-0-0		0-0-0		2-4-1	
1-1-0		0-0-0	0-0-0		HOME		0-0-0		0-0-0		1-1-0	
1-3-1		0-0-0	0-0-		AWAY		0-0-0		0-0-0		1-3-1	
0-0-0		0-0-0	0-0-0		NEUTRAL		0-0-0		0-0-0		0-0-0	
3-4-1		0-0-0	0-0-0		CONFERENCE		0-1-0		0-1-0		3-2-1	
2-2-1		0-0-0	0-0-0		HOME		0-1-0		0-1-0		2-0-1	
1-2-0		0-0-0	0-0-0		AWAY		0-0-0		0-0-0		1-2-0	
0-0-0		0-0-0	0-0-0		NEUTRAL		0-0-0		0-0-0		0-0-0	
RPI S	Opponent	Score	RPI S	Opponent	Score	RPI S	Opponent	Score	RPI S	Opponent	Score	
						66 H	UNC Greensboro	1 2	101 H	Col. of Charleston	1 2	
									170 H	Elon	0 0	
									171 A	Furman	1 4	
									172 H	Western Caro.	2 0	
									193 A	Winthrop	1 3	
									198 H	Mercer	0 2	
									201 A	Georgia St.	1 2	
									209 H	Appalachian St.	2 1	
									211 A	Wofford	1 2	
									257 A	Charleston So.	1 2	
									285 A	Citadel	2 0	
									300 A	Coastal Caro.	1 1	
									303 A	South Carolina St.	3 0	
									315 H	S.C. Upstate	2 0	
LAST 10 GAMES												
						101 H	Col. of Charleston	1 2	66 H	UNC Greensboro	1 2	
						285 A	Citadel	2 0	171 A	Furman	1 4	
						209 H	Appalachian St.	2 1	211 A	Wofford	1 2	
						172 H	Western Caro.	2 0	315 H	S.C. Upstate	2 0	
						170 H	Elon	0 0	257 A	Charleston So.	1 2	

Non-Div. I Games:

Ga. Southern

Average RPI Win: 268		WON-LOST	WINNING	LAST 10	STRENGTH OF		OPP. STRENGTH	TEAM	ADJ		CONF.	ADJ CONF.	
Average RPI Loss: 175		RECORD	PCT. RANK	GAMES	SCHEDULE		OF SCHEDULE	RPI	RPI		RPI	RPI	
DIV. I ONLY		6-7-2	.46667	177	2-6-1		302	230	259	.42012	261	18	18
DIV. I NON-CONF.		5-1-1	.78571	34	1-0-0		320	279	210	.45936	211	19	19
TOTALS		RPI 1-25	RPI 26-50		W-L RECORDS		RPI 51-100		RPI 101-150		RPI 150+		
6-7-2		0-0-0	0-0-0		OVERALL		0-1-0		0-1-0		6-5-2		
2-4-1		0-0-0	0-0-0		HOME		0-0-0		0-1-0		2-3-1		
2-3-1		0-0-0	0-0-0		AWAY		0-1-0		0-0-0		2-2-1		
2-0-0		0-0-0	0-0-0		NEUTRAL		0-0-0		0-0-0		2-0-0		
5-1-1		0-0-0	0-0-0		NON-CONFERENCE		0-0-0		0-0-0		5-1-1		
2-1-1		0-0-0	0-0-0		HOME		0-0-0		0-0-0		2-1-1		
1-0-0		0-0-0	0-0-		AWAY		0-0-0		0-0-0		1-0-0		
2-0-0		0-0-0	0-0-0		NEUTRAL		0-0-0		0-0-0		2-0-0		
1-6-1		0-0-0	0-0-0		CONFERENCE		0-1-0		0-1-0		1-4-1		
0-3-0		0-0-0	0-0-0		HOME		0-0-0		0-1-0		0-2-0		
1-3-1		0-0-0	0-0-0		AWAY		0-1-0		0-0-0		1-2-1		
0-0-0		0-0-0	0-0-0		NEUTRAL		0-0-0		0-0-0		0-0-0		
RPI S	Opponent	Score	RPI S	Opponent	Score	RPI S	Opponent	Score	RPI S	Opponent	Score		
						66 A	UNC Greensboro	1 6	101 H	Col. of Charleston	2 3		
									170 A	Elon	2 8		
									171 H	Furman	3 4		
									172 A	Western Caro.	3 0		
									209 A	Appalachian St.	1 1		
									211 A	Wofford	2 3		
									220 H	Austin Peay	0 4		
									239 N	Stetson	3 2		
									279 H	Gardner-Webb	3 3		
									281 A	Tennessee Tech	2 1		
									285 H	Citadel	1 2		
									294 H	Lipscomb	2 0		
									304 N	Jacksonville St.	1 0		
									316 H	Alabama A&M	2 1		
LAST 10 GAMES													
						209 A	Appalachian St.	1 1	285 H	Citadel	1 2		
						172 A	Western Caro.	3 0	170 A	Elon	2 8		
						211 A	Wofford	2 3	66 A	UNC Greensboro	1 6		
						171 H	Furman	3 4	316 H	Alabama A&M	2 1		
						101 H	Col. of Charleston	2 3	304 N	Jacksonville St.	1 0		

Non-Div. I Games:

Chattanooga

Average RPI Win: 242		WON-LOST	WINNING	LAST 10	STRENGTH OF		OPP. STRENGTH	TEAM	ADJ	CONF.	ADJ CONF.
Average RPI Loss: 173		RECORD	PCT. RANK	GAMES	SCHEDULE		OF SCHEDULE	RPI	RPI	RPI	RPI
DIV. I ONLY		5-8-2	.4	220	5-4-1		267	224	256	.41956	262
DIV. I NON-CONF.		1-6-2	.22222	281	1-2-1		283	218	299	.36772	299
TOTALS		RPI 1-25	RPI 26-50		W-L RECORDS		RPI 51-100		RPI 101-150		RPI 150+
5-8-2	0-0-0	0-0-0		OVERALL		0-2-0		0-0-0		5-6-2	
4-3-0	0-0-0	0-0-0		HOME		0-0-0		0-0-0		4-3-0	
1-5-2	0-0-0	0-0-0		AWAY		0-2-0		0-0-0		1-3-2	
0-0-0	0-0-0	0-0-0		NEUTRAL		0-0-0		0-0-0		0-0-0	
1-6-2	0-0-0	0-0-0		NON-CONFERENCE		0-1-0		0-0-0		1-5-2	
1-2-0	0-0-0	0-0-0		HOME		0-0-0		0-0-0		1-2-0	
0-4-2	0-0-0	0-0-		AWAY		0-1-0		0-0-0		0-3-2	
0-0-0	0-0-0	0-0-0		NEUTRAL		0-0-0		0-0-0		0-0-0	
4-2-0	0-0-0	0-0-0		CONFERENCE		0-1-0		0-0-0		4-1-0	
3-1-0	0-0-0	0-0-0		HOME		0-0-0		0-0-0		3-1-0	
1-1-0	0-0-0	0-0-0		AWAY		0-1-0		0-0-0		1-0-0	
0-0-0	0-0-0	0-0-0		NEUTRAL		0-0-0		0-0-0		0-0-0	
RPI S	Opponent	Score	RPI S	Opponent	Score	RPI S	Opponent	Score	RPI S	Opponent	Score
						59 A	Missouri	1 4	154 A	Akron	0 2
						80 A	Southeast Mo. St.	0 1	162 A	UT Martin	1 0
									175 H	Butler	2 3
									217 H	Eastern Ky.	0 1
									218 A	Belmont	0 1
									227 H	Valparaiso	0 2
									229 H	Morehead St.	2 0
									236 H	Western Ill.	1 0
									256 A	UNI	0 1
									281 H	Tennessee Tech	2 0
									282 A	Northern Ill.	0 0
									291 A	IUPUI	2 2
									304 H	Jacksonville St.	2 0
LAST 10 GAMES											
						229 H	Morehead St.	2 0	281 H	Tennessee Tech	2 0
						217 H	Eastern Ky.	0 1	154 A	Akron	0 2
						162 A	UT Martin	1 0	282 A	Northern Ill.	0 0
						80 A	Southeast Mo. St.	0 1	227 H	Valparaiso	0 2
						304 H	Jacksonville St.	2 0	236 H	Western Ill.	1 0

Non-Div. I Games:

Eastern Ill.

Average RPI Win: 239		WON-LOST RECORD		WINNING PCT. RANK		LAST 10 GAMES		STRENGTH OF SCHEDULE		OPP. STRENGTH OF SCHEDULE		TEAM RPI		ADJ RPI		CONF. RPI		ADJ CONF. RPI					
DIV. I ONLY		4-9-3		.34375 246		1-7-2		269		135		264		.417 263		15		15					
DIV. I NON-CONF.		4-6-1		.40909 203		1-4-0		294		86		260		.42377 258		16		16					
TOTALS		RPI 1-25		RPI 26-50		W-L RECORDS		RPI 51-100		RPI 101-150		RPI 150+											
4-9-3		0-1-0		0-1-0		OVERALL		0-1-0		0-2-0		4-4-3											
4-3-0		0-0-0		0-0-0		HOME		0-0-0		0-1-0		4-2-0											
0-5-2		0-1-0		0-0-0		AWAY		0-1-0		0-1-0		0-2-2											
0-1-1		0-0-0		0-1-0		NEUTRAL		0-0-0		0-0-0		0-0-1											
4-6-1		0-1-0		0-1-0		NON-CONFERENCE		0-1-0		0-0-0		4-3-1											
4-1-0		0-0-0		0-0-0		HOME		0-0-0		0-0-0		4-1-0											
0-4-0		0-1-0		0-0-		AWAY		0-1-0		0-0-0		0-2-0											
0-1-1		0-0-0		0-1-0		NEUTRAL		0-0-0		0-0-0		0-0-1											
0-3-2		0-0-0		0-0-0		CONFERENCE		0-0-0		0-2-0		0-1-2											
0-2-0		0-0-0		0-0-0		HOME		0-0-0		0-1-0		0-1-0											
0-1-2		0-0-0		0-0-0		AWAY		0-0-0		0-1-0		0-0-2											
0-0-0		0-0-0		0-0-0		NEUTRAL		0-0-0		0-0-0		0-0-0											
RPI	S	Opponent		Score		RPI	S	Opponent		Score		RPI	S	Opponent		Score							
19	A	Texas A&M		0 5		34	N	Dayton		0 3		75	A	Iowa St.		0 4							
												116	H	Detroit		0 1							
																		121	A	Wright St.		1 2	
																		157	H	Gonzaga		1 0	
																		179	N	Cincinnati		0 0	
																		186	A	Cleveland St.		1 1	
																		196	H	DePaul		0 1	
																		210	A	Northwestern		0 3	
																		227	H	Valparaiso		0 1	
																		244	H	Bowling Green		1 0	
																		256	H	UNI		4 0	
																		269	A	Green Bay		0 0	
																		282	A	Northern Ill.		0 2	
																		297	H	Indiana St.		2 0	

Average RPI Win:		232	WON-LOST RECORD		WINNING PCT. RANK		LAST 10 GAMES		STRENGTH OF SCHEDULE		OPP. STRENGTH OF SCHEDULE		TEAM RPI		ADJ RPI		CONF. RPI		ADJ CONF. RPI	
DIV. I ONLY			2-10-1		.19231 302		2-5-1		146		163		267		.41625 264		20		20	
DIV. I NON-CONF.			1-9-0		.1 305		1-4-0		112		185		280		.40251 279		18		18	
TOTALS		RPI 1-25		RPI 26-50		W-L RECORDS		RPI 51-100		RPI 101-150		RPI 150+								
2-10-1		0-1-0		0-1-0		OVERALL		0-3-0		0-1-0		2-4-1								
2-4-0		0-1-0		0-0-0		HOME		0-2-0		0-1-0		2-0-0								
0-5-1		0-0-0		0-0-0		AWAY		0-1-0		0-0-0		0-4-1								
0-1-0		0-0-0		0-1-0		NEUTRAL		0-0-0		0-0-0		0-0-0								
1-9-0		0-1-0		0-1-0		NON-CONFERENCE		0-2-0		0-1-0		1-4-0								
1-3-0		0-1-0		0-0-0		HOME		0-1-0		0-1-0		1-0-0								
0-5-0		0-0-0		0-0-		AWAY		0-1-0		0-0-0		0-4-0								
0-1-0		0-0-0		0-1-0		NEUTRAL		0-0-0		0-0-0		0-0-0								
1-1-1		0-0-0		0-0-0		CONFERENCE		0-1-0		0-0-0		1-0-1								
1-1-0		0-0-0		0-0-0		HOME		0-1-0		0-0-0		1-0-0								
0-0-1		0-0-0		0-0-0		AWAY		0-0-0		0-0-0		0-0-1								
0-0-0		0-0-0		0-0-0		NEUTRAL		0-0-0		0-0-0		0-0-0								
RPI	S	Opponent		Score		RPI	S	Opponent		Score		RPI	S	Opponent		Score				
24	H	Santa Clara		1	2	35	N	UC Irvine		1	2	81	H	UC Davis		2	5			
												96	A	St. Mary's (CA)		0	3			
												99	H	Fresno St.		0	1			
														102 H Cal Poly		0	2			
														165 A Pacific		0	2			
														167 A UC Riverside		1	2			
														197 A Hawaii		1	1			
														213 H Idaho		2	1			
														246 A Sacramento St.		0	1			
														250 H Portland St.		1	0			
														267 A CSU Bakersfield		2	4			
LAST 10 GAMES																				
197 A Hawaii						1	1	250 H Portland St.						1	0					
99 H Fresno St.						0	1	246 A Sacramento St.						0	1					
213 H Idaho						2	1	267 A CSU Bakersfield						2	4					
96 A St. Mary's (CA)						0	3	81 H UC Davis						2	5					
165 A Pacific						0	2	102 H Cal Poly						0	2					

Non-Div. I Games:	Dominican (CA)	3	0
--------------------------	-----------------------	----------	----------

San Jose St.

Average RPI Win: 271		WON-LOST RECORD	WINNING PCT. RANK		LAST 10 GAMES	STRENGTH OF SCHEDULE	OPP. STRENGTH OF SCHEDULE	TEAM RPI	ADJ RPI		CONF. RPI	ADJ CONF. RPI			
Average RPI Loss: 157															
DIV. I ONLY		4-8-1	.34615	243	3-7-0	246	267	266	.4141	265	24	24			
DIV. I NON-CONF.		3-3-1	.5	151	2-2-0	265	241	220	.4495	220	23	23			
<hr/>															
TOTALS		RPI 1-25		RPI 26-50		W-L RECORDS		RPI 51-100		RPI 101-150		RPI 150+			
4-8-1		0-0-0		0-1-0		OVERALL		0-2-0		0-1-0		4-4-1			
3-2-1		0-0-0		0-1-0		HOME		0-0-0		0-0-0		3-1-1			
1-6-0		0-0-0		0-0-0		AWAY		0-2-0		0-1-0		1-3-0			
0-0-0		0-0-0		0-0-0		NEUTRAL		0-0-0		0-0-0		0-0-0			
3-3-1		0-0-0		0-0-0		NON-CONFERENCE		0-1-0		0-1-0		3-1-1			
2-0-1		0-0-0		0-0-0		HOME		0-0-0		0-0-0		2-0-1			
1-3-0		0-0-0		0-0-		AWAY		0-1-0		0-1-0		1-1-0			
0-0-0		0-0-0		0-0-0		NEUTRAL		0-0-0		0-0-0		0-0-0			
1-5-0		0-0-0		0-1-0		CONFERENCE		0-1-0		0-0-0		1-3-0			
1-2-0		0-0-0		0-1-0		HOME		0-0-0		0-0-0		1-1-0			
0-3-0		0-0-0		0-0-0		AWAY		0-1-0		0-0-0		0-2-0			
0-0-0		0-0-0		0-0-0		NEUTRAL		0-0-0		0-0-0		0-0-0			
RPI	S	Opponent	Score	RPI	S	Opponent	Score	RPI	S	Opponent	Score				
				44	H	Boston U.	1 2	65	A	Massachusetts	0 1	136	A	Sacred Heart	3 4
								90	A	Hartford	0 3	182	A	Dartmouth	0 1
												233	A	Albany (NY)	1 3
												238	A	Vermont	1 3
												243	H	Rhode Island	1 0
												257	H	Charleston So.	1 0
												270	H	Binghamton	0 3
												276	A	Holy Cross	1 0
												307	H	Iona	1 1
												309	H	UMBC	2 1
<hr/>															
LAST 10 GAMES															
				233	A	Albany (NY)	1 3	270	H	Binghamton	0 3				
				90	A	Hartford	0 3	182	A	Dartmouth	0 1				
				309	H	UMBC	2 1	65	A	Massachusetts	0 1				
				238	A	Vermont	1 3	243	H	Rhode Island	1 0				
				44	H	Boston U.	1 2	276	A	Holy Cross	1 0				

Non-Div. I Games:

Maine

Average RPI Win: 257		WON-LOST RECORD	WINNING PCT. RANK		LAST 10 GAMES	STRENGTH OF SCHEDULE	OPP. STRENGTH OF SCHEDULE	TEAM RPI	ADJ RPI		CONF. RPI	ADJ CONF. RPI	
Average RPI Loss: 194													
DIV. I ONLY		5-9-2	.375	234	2-5-2	236	306	262	.41346	266	30	30	
DIV. I NON-CONF.		3-7-1	.31818	247	0-3-1	115	305	229	.43844	233	29	30	
<hr/>													
TOTALS		RPI 1-25		RPI 26-50		W-L RECORDS		RPI 51-100		RPI 101-150		RPI 150+	
5-9-2		0-0-0		0-0-0		OVERALL		0-0-0		0-2-0		5-7-2	
1-3-1		0-0-0		0-0-0		HOME		0-0-0		0-1-0		1-2-1	
2-6-1		0-0-0		0-0-0		AWAY		0-0-0		0-1-0		2-5-1	
2-0-0		0-0-0		0-0-0		NEUTRAL		0-0-0		0-0-0		2-0-0	
3-7-1		0-0-0		0-0-0		NON-CONFERENCE		0-0-0		0-2-0		3-5-1	
0-2-0		0-0-0		0-0-0		HOME		0-0-0		0-1-0		0-1-0	
1-5-1		0-0-0		0-0-		AWAY		0-0-0		0-1-0		1-4-1	
2-0-0		0-0-0		0-0-0		NEUTRAL		0-0-0		0-0-0		2-0-0	
2-2-1		0-0-0		0-0-0		CONFERENCE		0-0-0		0-0-0		2-2-1	
1-1-1		0-0-0		0-0-0		HOME		0-0-0		0-0-0		1-1-1	
1-1-0		0-0-0		0-0-0		AWAY		0-0-0		0-0-0		1-1-0	
0-0-0		0-0-0		0-0-0		NEUTRAL		0-0-0		0-0-0		0-0-0	
RPI	S	Opponent	Score	RPI	S	Opponent	Score	RPI	S	Opponent	Score		
										122 A	North Dakota St.	0 3	
										122 H	North Dakota St.	0 4	
										157 A	Gonzaga	0 2	
										158 N	Wyoming	2 1	
										183 A	Utah Valley	2 3	
										183 H	Utah Valley	1 2	
										213 A	Idaho	2 3	
										235 A	Weber St.	0 1	
										246 H	Sacramento St.	0 1	
										250 H	Portland St.	2 2	
										255 A	Boise St.	4 3	
										255 N	Boise St.	2 1	
										287 A	North Dakota	1 2	
										301 A	Southern Utah	4 4	
										305 A	Idaho St.	2 1	
										312 H	Eastern Wash.	1 0	
				LAST 10 GAMES									
						305 A	Idaho St.	2 1			312 H	Eastern Wash.	1 0
						235 A	Weber St.	0 1			183 A	Utah Valley	2 3
						250 H	Portland St.	2 2			301 A	Southern Utah	4 4
						246 H	Sacramento St.	0 1			287 A	North Dakota	1 2
						157 A	Gonzaga	0 2			122 A	North Dakota St.	0 3

Non-Div. I Games:

Montana

Average RPI Win: 273		WON-LOST	WINNING	LAST 10	STRENGTH OF		OPP. STRENGTH	TEAM	ADJ		CONF.	ADJ CONF.
Average RPI Loss: 122		RECORD	PCT. RANK	GAMES	SCHEDULE		OF SCHEDULE	RPI	RPI		RPI	RPI
DIV. I ONLY		3-11-1	.23333	293	1-8-1		200	167	275		27	27
DIV. I NON-CONF.		3-10-1	.25	268	1-7-1		219	170	274		28	28
TOTALS		RPI 1-25	RPI 26-50		W-L RECORDS		RPI 51-100		RPI 101-150		RPI 150+	
3-11-1		0-0-0	0-1-0		OVERALL		0-5-0		0-2-0		3-3-1	
2-4-1		0-0-0	0-0-0		HOME		0-2-0		0-2-0		2-0-1	
1-6-0		0-0-0	0-1-0		AWAY		0-3-0		0-0-0		1-2-0	
0-1-0		0-0-0	0-0-0		NEUTRAL		0-0-0		0-0-0		0-1-0	
3-10-1		0-0-0	0-1-0		NON-CONFERENCE		0-5-0		0-1-0		3-3-1	
2-3-1		0-0-0	0-0-0		HOME		0-2-0		0-1-0		2-0-1	
1-6-0		0-0-0	0-0-		AWAY		0-3-0		0-0-0		1-2-0	
0-1-0		0-0-0	0-0-0		NEUTRAL		0-0-0		0-0-0		0-1-0	
0-1-0		0-0-0	0-0-0		CONFERENCE		0-0-0		0-1-0		0-0-0	
0-1-0		0-0-0	0-0-0		HOME		0-0-0		0-1-0		0-0-0	
0-0-0		0-0-0	0-0-0		AWAY		0-0-0		0-0-0		0-0-0	
0-0-0		0-0-0	0-0-0		NEUTRAL		0-0-0		0-0-0		0-0-0	
RPI S	Opponent	Score	RPI S	Opponent	Score	RPI S	Opponent	Score	RPI S	Opponent	Score	
			48 A	Denver	0 1	82 A	Loyola Marymount	0 3	102 H	Cal Poly	1 2	
						88 A	Cal St. Fullerton	0 1	110 H	Seattle	1 3	
						91 A	New Mexico	0 4	153 H	UC Santa Barbara	1 1	
						96 H	St. Mary's (CA)	0 2	165 A	Pacific	0 4	
						99 H	Fresno St.	1 3	207 N	Colorado	1 2	
									253 A	Drake	2 1	
									256 A	UNI	1 3	
									264 H	San Jose St.	4 2	
									301 H	Southern Utah	3 0	
LAST 10 GAMES												
			88 A	Cal St. Fullerton	0 1	96 H	St. Mary's (CA)	0 2				
			110 H	Seattle	1 3	153 H	UC Santa Barbara	1 1				
			253 A	Drake	2 1	207 N	Colorado	1 2				
			256 A	UNI	1 3	48 A	Denver	0 1				
			99 H	Fresno St.	1 3	165 A	Pacific	0 4				

Non-Div. I Games:

CSU Bakersfield

Average RPI Win:	290	WON-LOST RECORD	WINNING PCT. RANK	LAST 10 GAMES	STRENGTH OF SCHEDULE	OPP. STRENGTH OF SCHEDULE	TEAM RPI	ADJ RPI	CONF. RPI	ADJ CONF. RPI		
DIV. I ONLY		4-12-1	.26471	283	0-10-0	169	278	265	.4109	268	13	13
DIV. I NON-CONF.		4-4-1	.5	151	0-2-0	280	304	243	.43152	245	14	14
<hr/>												
TOTALS	RPI 1-25	RPI 26-50		W-L RECORDS		RPI 51-100		RPI 101-150		RPI 150+		
4-12-1	0-0-0	0-2-0		OVERALL		0-1-0		0-5-0		4-4-1		
3-6-1	0-0-0	0-2-0		HOME		0-1-0		0-2-0		3-1-1		
1-6-0	0-0-0	0-0-0		AWAY		0-0-0		0-3-0		1-3-0		
0-0-0	0-0-0	0-0-0		NEUTRAL		0-0-0		0-0-0		0-0-0		
<hr/>												
4-4-1	0-0-0	0-1-0		NON-CONFERENCE		0-0-0		0-1-0		4-2-1		
3-2-1	0-0-0	0-1-0		HOME		0-0-0		0-0-0		3-1-1		
1-2-0	0-0-0	0-0-		AWAY		0-0-0		0-1-0		1-1-0		
0-0-0	0-0-0	0-0-0		NEUTRAL		0-0-0		0-0-0		0-0-0		
<hr/>												
0-8-0	0-0-0	0-1-0		CONFERENCE		0-1-0		0-4-0		0-2-0		
0-4-0	0-0-0	0-1-0		HOME		0-1-0		0-2-0		0-0-0		
0-4-0	0-0-0	0-0-0		AWAY		0-0-0		0-2-0		0-2-0		
0-0-0	0-0-0	0-0-0		NEUTRAL		0-0-0		0-0-0		0-0-0		
<hr/>												
RPI S	Opponent	Score	RPI S	Opponent	Score	RPI S	Opponent	Score	RPI S	Opponent	Score	
			33 H	LSU	0 3	70 H	Western Ky.	0 1	109 H	North Texas	0 4	
			48 H	Denver	1 2				126 H	Middle Tenn.	0 2	
									137 A	Houston	0 2	
									147 A	UALR	0 1	
									150 A	South Ala.	0 3	
									212 H	McNeese St.	0 2	
									223 A	Arkansas St.	0 2	
									241 A	Troy	0 2	
									245 H	Southeastern La.	1 1	
									259 H	Northwestern St.	1 0	
									271 H	Southern Miss.	3 2	
									298 A	Nicholls St.	1 2	
									310 A	Mississippi Val.	3 0	
									321 H	Prairie View	3 0	
<hr/>												
LAST 10 GAMES												
			70 H	Western Ky.	0 1	48 H	Denver	1 2				
			126 H	Middle Tenn.	0 2	241 A	Troy	0 2				
			147 A	UALR	0 1	150 A	South Ala.	0 3				
			223 A	Arkansas St.	0 2	298 A	Nicholls St.	1 2				
			109 H	North Texas	0 4	137 A	Houston	0 2				

Non-Div. I Games:

La.-Lafayette

Average RPI Win:	254	WON-LOST RECORD	WINNING PCT. RANK	LAST 10 GAMES	STRENGTH OF SCHEDULE	OPP. STRENGTH OF SCHEDULE	TEAM RPI	ADJ RPI	CONF. RPI	ADJ CONF. RPI					
DIV. I ONLY		3-9-4	.3125	261	1-7-2	225	260	268	.41018	269	15	15			
DIV. I NON-CONF.		2-6-2	.3	254	0-4-0	236	270	277	.4045	277	16	16			
<hr/>															
TOTALS	RPI 1-25	RPI 26-50		W-L RECORDS		RPI 51-100		RPI 101-150		RPI 150+					
3-9-4	0-0-0	0-1-0		OVERALL		0-0-1		0-3-0		3-5-3					
3-3-2	0-0-0	0-0-0		HOME		0-0-1		0-2-0		3-1-1					
0-6-2	0-0-0	0-1-0		AWAY		0-0-0		0-1-0		0-4-1					
0-0-0	0-0-0	0-0-0		NEUTRAL		0-0-0		0-0-0		0-0-0					
2-6-2	0-0-0	0-1-0		NON-CONFERENCE		0-0-1		0-1-0		2-4-1					
2-2-1	0-0-0	0-0-0		HOME		0-0-1		0-1-0		2-1-0					
0-4-1	0-0-0	0-0-		AWAY		0-0-0		0-0-0		0-3-1					
0-0-0	0-0-0	0-0-0		NEUTRAL		0-0-0		0-0-0		0-0-0					
1-3-2	0-0-0	0-0-0		CONFERENCE		0-0-0		0-2-0		1-1-2					
1-1-1	0-0-0	0-0-0		HOME		0-0-0		0-1-0		1-0-1					
0-2-1	0-0-0	0-0-0		AWAY		0-0-0		0-1-0		0-1-1					
0-0-0	0-0-0	0-0-0		NEUTRAL		0-0-0		0-0-0		0-0-0					
RPI	S	Opponent	Score	RPI	S	Opponent	Score	RPI	S	Opponent	Score				
				49	A	Wisconsin	0 1	75	H	Iowa St.	0 0	116	A	Detroit	0 2
												121	H	Wright St.	0 1
												122	H	North Dakota St.	0 1
												186	H	Cleveland St.	2 1
												187	A	South Dakota St.	0 1
												227	A	Valparaiso	0 1
												236	H	Western Ill.	0 1
												242	A	Youngstown St.	0 0
												253	A	Drake	1 3
												256	A	UNI	0 1
												263	H	Loyola Chicago	0 0
												287	H	North Dakota	3 1
												288	H	Neb. Omaha	2 0
												311	A	South Dakota	0 0
<hr/>															
LAST 10 GAMES															
				242	A	Youngstown St.	0 0	236	H	Western Ill.	0 1				
				121	H	Wright St.	0 1	227	A	Valparaiso	0 1				
				263	H	Loyola Chicago	0 0	256	A	UNI	0 1				
				116	A	Detroit	0 2	187	A	South Dakota St.	0 1				
				186	H	Cleveland St.	2 1	122	H	North Dakota St.	0 1				

Non-Div. I Games:

Green Bay

Average RPI Win: 261		WON-LOST	WINNING	LAST 10	STRENGTH OF		OPP. STRENGTH	TEAM	ADJ		CONF.	ADJ CONF.
Average RPI Loss: 165		RECORD	PCT. RANK	GAMES	SCHEDULE		OF SCHEDULE	RPI	RPI		RPI	RPI
DIV. I ONLY		4-9-1	.32143	257	2-7-1		245	244	270		24	24
DIV. I NON-CONF.		3-5-0	.375	216	1-3-0		286	229	276		23	23
TOTALS		RPI 1-25	RPI 26-50		W-L RECORDS		RPI 51-100		RPI 101-150		RPI 150+	
4-9-1		0-0-0	0-1-0		OVERALL		0-1-0		0-2-0		4-5-1	
2-2-1		0-0-0	0-0-0		HOME		0-1-0		0-1-0		2-0-1	
2-7-0		0-0-0	0-1-0		AWAY		0-0-0		0-1-0		2-5-0	
0-0-0		0-0-0	0-0-0		NEUTRAL		0-0-0		0-0-0		0-0-0	
3-5-0		0-0-0	0-0-0		NON-CONFERENCE		0-0-0		0-2-0		3-3-0	
2-1-0		0-0-0	0-0-0		HOME		0-0-0		0-1-0		2-0-0	
1-4-0		0-0-0	0-0-		AWAY		0-0-0		0-1-0		1-3-0	
0-0-0		0-0-0	0-0-0		NEUTRAL		0-0-0		0-0-0		0-0-0	
1-4-1		0-0-0	0-1-0		CONFERENCE		0-1-0		0-0-0		1-2-1	
0-1-1		0-0-0	0-0-0		HOME		0-1-0		0-0-0		0-0-1	
1-3-0		0-0-0	0-1-0		AWAY		0-0-0		0-0-0		1-2-0	
0-0-0		0-0-0	0-0-0		NEUTRAL		0-0-0		0-0-0		0-0-0	
RPI S	Opponent	Score	RPI S	Opponent	Score	RPI S	Opponent	Score	RPI S	Opponent	Score	
			44 A	Boston U.	1 4	90 H	Hartford	0 1	133 H	Buffalo	0 1	
									142 A	Lehigh	0 1	
									161 A	St. Bonaventure	0 1	
									177 H	Saint Joseph's	2 0	
									216 A	Cornell	0 1	
									228 A	Siena	0 1	
									233 A	Albany (NY)	0 1	
									237 A	New Hampshire	1 2	
									254 H	Stony Brook	0 0	
									265 A	Maine	3 0	
									283 H	Fairleigh Dickinson	2 0	
									318 A	Delaware St.	1 0	
LAST 10 GAMES												
			237 A	New Hampshire	1 2	265 A	Maine	3 0				
			44 A	Boston U.	1 4	216 A	Cornell	0 1				
			233 A	Albany (NY)	0 1	228 A	Siena	0 1				
			254 H	Stony Brook	0 0	283 H	Fairleigh Dickinson	2 0				
			90 H	Hartford	0 1	142 A	Lehigh	0 1				

Non-Div. I Games:

Binghamton

Average RPI Win: 274		WON-LOST	WINNING	LAST 10	STRENGTH OF		OPP. STRENGTH	TEAM	ADJ		CONF.	ADJ CONF.	
Average RPI Loss: 151		RECORD	PCT. RANK	GAMES	SCHEDULE		OF SCHEDULE	RPI	RPI		RPI	RPI	
DIV. I ONLY		3-11-3	.26471	283	0-8-1		234	161	276	.40787	271	7	7
DIV. I NON-CONF.		3-4-2	.44444	192	0-1-0		275	280	258	.42419	257	8	8
TOTALS		RPI 1-25	RPI 26-50		W-L RECORDS		RPI 51-100		RPI 101-150		RPI 150+		
3-11-3	0-0-0	0-1-0		OVERALL		0-3-1		0-3-1		3-4-1			
2-2-2	0-0-0	0-0-0		HOME		0-1-0		0-1-1		2-0-1			
0-8-1	0-0-0	0-1-0		AWAY		0-2-1		0-2-0		0-3-0			
1-1-0	0-0-0	0-0-0		NEUTRAL		0-0-0		0-0-0		1-1-0			
3-4-2	0-0-0	0-0-0		NON-CONFERENCE		0-0-0		0-1-1		3-3-1			
2-0-2	0-0-0	0-0-0		HOME		0-0-0		0-0-1		2-0-1			
0-3-0	0-0-0	0-0-		AWAY		0-0-0		0-1-0		0-2-0			
1-1-0	0-0-0	0-0-0		NEUTRAL		0-0-0		0-0-0		1-1-0			
0-7-1	0-0-0	0-1-0		CONFERENCE		0-3-1		0-2-0		0-1-0			
0-2-0	0-0-0	0-0-0		HOME		0-1-0		0-1-0		0-0-0			
0-5-1	0-0-0	0-1-0		AWAY		0-2-1		0-1-0		0-1-0			
0-0-0	0-0-0	0-0-0		NEUTRAL		0-0-0		0-0-0		0-0-0			
RPI S	Opponent	Score	RPI S	Opponent	Score	RPI S	Opponent	Score	RPI S	Opponent	Score		
			40 A Rice	1	3	64 A Tulsa	0	0	108 H Colorado Col.	0	3		
						76 A SMU	1	3	130 A Ole Miss	0	2		
						85 A East Carolina	0	3	137 A Houston	0	2		
						89 H UTEP	1	3	145 H Mississippi St.	0	0		
									180 A Marshall	0	2		
									189 H Louisiana Tech	0	0		
									245 H Southeastern La.	3	1		
									259 A Northwestern St.	0	2		
									268 A La.-Lafayette	2	3		
									273 N Ark.-Pine Bluff	2	1		
									294 N Lipscomb	1	3		
									304 H Jacksonville St.	2	0		
LAST 10 GAMES													
			40 A Rice	1	3	108 H Colorado Col.	0	3					
			137 A Houston	0	2	76 A SMU	1	3					
			180 A Marshall	0	2	64 A Tulsa	0	0					
			85 A East Carolina	0	3	259 A Northwestern St.	0	2					
			89 H UTEP	1	3	145 H Mississippi St.	0	0					

Non-Div. I Games:

Southern Miss.

Average RPI Win:	273	WON-LOST	WINNING	LAST 10	STRENGTH OF	OPP. STRENGTH	TEAM	ADJ	CONF.	ADJ CONF.							
Average RPI Loss:	146	RECORD	PCT. RANK	GAMES	SCHEDULE	OF SCHEDULE	RPI	RPI	RPI	RPI							
DIV. I ONLY	4-7-3	.39286	223	2-5-3	292	218	273	.40782	272	16	16						
DIV. I NON-CONF.	3-5-3	.40909	203	1-3-3	300	243	281	.39808	283	13	13						
<hr/>																	
TOTALS	RPI 1-25	RPI 26-50		W-L RECORDS	RPI 51-100		RPI 101-150		RPI 150+								
4-7-3	0-0-0	0-0-0		OVERALL	0-2-0		0-2-0		4-3-3								
2-4-1	0-0-0	0-0-0		HOME	0-1-0		0-1-0		2-2-1								
1-2-1	0-0-0	0-0-0		AWAY	0-1-0		0-1-0		1-0-1								
1-1-1	0-0-0	0-0-0		NEUTRAL	0-0-0		0-0-0		1-1-1								
<hr/>																	
3-5-3	0-0-0	0-0-0		NON-CONFERENCE	0-1-0		0-1-0		3-3-3								
2-4-1	0-0-0	0-0-0		HOME	0-1-0		0-1-0		2-2-1								
0-0-1	0-0-0	0-0-		AWAY	0-0-0		0-0-0		0-0-1								
1-1-1	0-0-0	0-0-0		NEUTRAL	0-0-0		0-0-0		1-1-1								
<hr/>																	
1-2-0	0-0-0	0-0-0		CONFERENCE	0-1-0		0-1-0		1-0-0								
0-0-0	0-0-0	0-0-0		HOME	0-0-0		0-0-0		0-0-0								
1-2-0	0-0-0	0-0-0		AWAY	0-1-0		0-1-0		1-0-0								
0-0-0	0-0-0	0-0-0		NEUTRAL	0-0-0		0-0-0		0-0-0								
<hr/>																	
RPI S	Opponent	Score	RPI S	Opponent	Score	RPI S	Opponent	Score	RPI S	Opponent	Score						
						91 A	New Mexico	1 4	118 A	TCU	1 2						
						99 H	Fresno St.	0 2	149 H	Arkansas	1 2						
									157 N	Gonzaga	1 2						
									186 H	Cleveland St.	0 2						
									225 H	Northern Colo.	0 1						
									227 A	Valparaiso	0 0						
									235 H	Weber St.	1 0						
									255 A	Boise St.	1 0						
									288 H	Neb. Omaha	4 0						
									291 N	IUPUI	2 2						
									295 H	Northern Ariz.	0 0						
									312 N	Eastern Wash.	3 2						
						<hr/>											
									LAST 10 GAMES								
			91 A New Mexico			1 4	227 A Valparaiso			0 0							
			118 A TCU			1 2	291 N IUPUI			2 2							
			255 A Boise St.			1 0	99 H Fresno St.			0 2							
			295 H Northern Ariz.			0 0	149 H Arkansas			1 2							
			288 H Neb. Omaha			4 0	186 H Cleveland St.			0 2							

Non-Div. I Games: Colorado St.-Pueblo 4 0 Colorado Mines 4 1

Air Force

Average RPI Win: 310		WON-LOST RECORD		WINNING PCT. RANK		LAST 10 GAMES		STRENGTH OF SCHEDULE		OPP. STRENGTH OF SCHEDULE		TEAM RPI		ADJ RPI		CONF. RPI		ADJ CONF. RPI	
Average RPI Loss: 181																			
DIV. I ONLY		6-4-1		.59091 106		6-1-1		319		304		282		.40643 273		32		32	
DIV. I NON-CONF.		1-4-1		.25 268		1-1-1		295		181		296		.37408 295		32		32	
TOTALS		RPI 1-25		RPI 26-50		W-L RECORDS		RPI 51-100		RPI 101-150		RPI 150+							
6-4-1		0-0-0		0-0-0		OVERALL		0-0-0		0-2-0		6-2-1							
3-0-0		0-0-0		0-0-0		HOME		0-0-0		0-0-0		3-0-0							
3-3-1		0-0-0		0-0-0		AWAY		0-0-0		0-2-0		3-1-1							
0-1-0		0-0-0		0-0-0		NEUTRAL		0-0-0		0-0-0		0-1-0							
1-4-1		0-0-0		0-0-0		NON-CONFERENCE		0-0-0		0-2-0		1-2-1							
1-0-0		0-0-0		0-0-0		HOME		0-0-0		0-0-0		1-0-0							
0-3-1		0-0-0		0-0-		AWAY		0-0-0		0-2-0		0-1-1							
0-1-0		0-0-0		0-0-0		NEUTRAL		0-0-0		0-0-0		0-1-0							
5-0-0		0-0-0		0-0-0		CONFERENCE		0-0-0		0-0-0		5-0-0							
2-0-0		0-0-0		0-0-0		HOME		0-0-0		0-0-0		2-0-0							
3-0-0		0-0-0		0-0-0		AWAY		0-0-0		0-0-0		3-0-0							
0-0-0		0-0-0		0-0-0		NEUTRAL		0-0-0		0-0-0		0-0-0							
RPI	S	Opponent		Score	RPI	S	Opponent		Score	RPI	S	Opponent		Score					
															145	A	Mississippi St.	0	1
															147	A	UALR	0	2
															162	A	UT Martin	1	5
															223	A	Arkansas St.	4	4
															271	N	Southern Miss.	1	2
															280	H	Central Ark.	1	0
															310	A	Mississippi Val.	1	0
															313	A	Alcorn St.	1	0
															316	H	Alabama A&M	4	1
															320	A	Grambling	2	1
															322	H	Alabama St.	3	0

Non-Div. I Games: Central Baptist 4 0 Ozarks (AR) 5 1 Harding 4 1

Ark.-Pine Bluff

Average RPI Win: 307		WON-LOST	WINNING	LAST 10	STRENGTH OF		OPP. STRENGTH	TEAM	ADJ		CONF.	ADJ CONF.
Average RPI Loss: 166		RECORD	PCT. RANK	GAMES	SCHEDULE		OF SCHEDULE	RPI	RPI		RPI	RPI
DIV. I ONLY		4-11-1	.28125	272	1-8-0		171	310	269		.40634	274
DIV. I NON-CONF.		4-3-1	.5625	131	1-0-0		290	322	255		.42512	256
TOTALS		RPI 1-25	RPI 26-50		W-L RECORDS		RPI 51-100		RPI 101-150		RPI 150+	
4-11-1		0-0-0	0-1-0		OVERALL		0-1-0		0-4-0		4-5-1	
3-7-0		0-0-0	0-1-0		HOME		0-1-0		0-2-0		3-3-0	
1-4-1		0-0-0	0-0-0		AWAY		0-0-0		0-2-0		1-2-1	
0-0-0		0-0-0	0-0-0		NEUTRAL		0-0-0		0-0-0		0-0-0	
4-3-1		0-0-0	0-0-0		NON-CONFERENCE		0-0-0		0-0-0		4-3-1	
3-3-0		0-0-0	0-0-0		HOME		0-0-0		0-0-0		3-3-0	
1-0-1		0-0-0	0-0-		AWAY		0-0-0		0-0-0		1-0-1	
0-0-0		0-0-0	0-0-0		NEUTRAL		0-0-0		0-0-0		0-0-0	
0-8-0		0-0-0	0-1-0		CONFERENCE		0-1-0		0-4-0		0-2-0	
0-4-0		0-0-0	0-1-0		HOME		0-1-0		0-2-0		0-0-0	
0-4-0		0-0-0	0-0-0		AWAY		0-0-0		0-2-0		0-2-0	
0-0-0		0-0-0	0-0-0		NEUTRAL		0-0-0		0-0-0		0-0-0	
RPI S	Opponent	Score	RPI S	Opponent	Score	RPI S	Opponent	Score	RPI S	Opponent	Score	
			48 H	Denver	0 3	70 H	Western Ky.	0 1	109 H	North Texas	0 1	
									126 H	Middle Tenn.	1 3	
									147 A	UALR	0 3	
									150 A	South Ala.	1 2	
									212 H	McNeese St.	0 3	
									223 A	Arkansas St.	0 5	
									241 A	Troy	0 4	
									245 H	Southeastern La.	1 3	
									259 H	Northwestern St.	2 4	
									280 A	Central Ark.	2 1	
									298 A	Nicholls St.	1 1	
									310 H	Mississippi Val.	2 1	
									319 H	Southern U.	3 0	
									320 H	Grambling	6 0	
LAST 10 GAMES												
			126 H	Middle Tenn.	1 3	109 H	North Texas	0 1				
			70 H	Western Ky.	0 1	150 A	South Ala.	1 2				
			223 A	Arkansas St.	0 5	241 A	Troy	0 4				
			147 A	UALR	0 3	310 H	Mississippi Val.	2 1				
			48 H	Denver	0 3	320 H	Grambling	6 0				

Non-Div. I Games: Centenary (LA) 3 2

La.-Monroe

Average RPI Win:	229	WON-LOST RECORD	WINNING PCT. RANK	LAST 10 GAMES	STRENGTH OF SCHEDULE	OPP. STRENGTH OF SCHEDULE	TEAM RPI	ADJ RPI	CONF. RPI	ADJ CONF. RPI							
Average RPI Loss:	204																
DIV. I ONLY	4-8-2	.35714	241	3-5-2	259	288	272	.40501	275	19	19						
DIV. I NON-CONF.	2-4-2	.375	216	1-1-2	310	292	297	.37116	296	20	20						
<hr/>																	
TOTALS	RPI 1-25	RPI 26-50		W-L RECORDS	RPI 51-100		RPI 101-150		RPI 150+								
4-8-2	0-0-0	0-0-0		OVERALL	0-1-0		1-1-0		3-6-2								
1-5-1	0-0-0	0-0-0		HOME	0-0-0		1-1-0		0-4-1								
3-3-1	0-0-0	0-0-0		AWAY	0-1-0		0-0-0		3-2-1								
0-0-0	0-0-0	0-0-0		NEUTRAL	0-0-0		0-0-0		0-0-0								
<hr/>																	
2-4-2	0-0-0	0-0-0		NON-CONFERENCE	0-0-0		0-0-0		2-4-2								
0-3-1	0-0-0	0-0-0		HOME	0-0-0		0-0-0		0-3-1								
2-1-1	0-0-0	0-0-		AWAY	0-0-0		0-0-0		2-1-1								
0-0-0	0-0-0	0-0-0		NEUTRAL	0-0-0		0-0-0		0-0-0								
<hr/>																	
2-4-0	0-0-0	0-0-0		CONFERENCE	0-1-0		1-1-0		1-2-0								
1-2-0	0-0-0	0-0-0		HOME	0-0-0		1-1-0		0-1-0								
1-2-0	0-0-0	0-0-0		AWAY	0-1-0		0-0-0		1-1-0								
0-0-0	0-0-0	0-0-0		NEUTRAL	0-0-0		0-0-0		0-0-0								
<hr/>																	
RPI S	Opponent	Score	RPI S	Opponent	Score	RPI S	Opponent	Score	RPI S	Opponent	Score						
						100 A	Monmouth	0	4	127 H	Saint Francis (PA)	0	2				
						143 H	Long Island	1	0								
						177 H	Saint Joseph's	0	1								
						181 A	Rider	1	0								
						202 H	Wagner	0	1								
						204 A	Towson	0	5								
						221 A	Robert Morris	0	3								
						252 A	American	1	1								
						258 H	Bucknell	0	0								
						283 A	Fairleigh Dickinson	2	1								
						293 H	Howard	0	1								
						307 A	Iona	2	1								
						308 H	Saint Peter's	0	1								
						<hr/>											
						LAST 10 GAMES											
127 H Saint Francis (PA)			0	2	143 H Long Island			1	0								
221 A Robert Morris			0	3	258 H Bucknell			0	0								
283 A Fairleigh Dickinson			2	1	307 A Iona			2	1								
100 A Monmouth			0	4	308 H Saint Peter's			0	1								
202 H Wagner			0	1	252 A American			1	1								

Non-Div. I Games:

Mt. St. Mary's

Average RPI Win: 183		WON-LOST	WINNING	LAST 10	STRENGTH OF	OPP. STRENGTH	TEAM	ADJ	CONF.	ADJ CONF.			
Average RPI Loss: 174		RECORD	PCT. RANK	GAMES	SCHEDULE	OF SCHEDULE	RPI	RPI	RPI	RPI			
DIV. I ONLY		2-10-2	.21429	296	1-7-2	168	227	277	.40441	276	17	17	
DIV. I NON-CONF.		2-6-2	.3	254	1-3-2	217	220	267	.41369	270	17	17	
<hr/>													
TOTALS		RPI 1-25		RPI 26-50		W-L RECORDS		RPI 51-100		RPI 101-150		RPI 150+	
2-10-2		0-0-0		0-0-0		OVERALL		0-2-0		0-2-0		2-6-2	
1-4-1		0-0-0		0-0-0		HOME		0-1-0		0-1-0		1-2-1	
0-6-1		0-0-0		0-0-0		AWAY		0-1-0		0-1-0		0-4-1	
1-0-0		0-0-0		0-0-0		NEUTRAL		0-0-0		0-0-0		1-0-0	
2-6-2		0-0-0		0-0-0		NON-CONFERENCE		0-1-0		0-0-0		2-5-2	
1-2-1		0-0-0		0-0-0		HOME		0-1-0		0-0-0		1-1-1	
0-4-1		0-0-0		0-0-		AWAY		0-0-0		0-0-0		0-4-1	
1-0-0		0-0-0		0-0-0		NEUTRAL		0-0-0		0-0-0		1-0-0	
0-4-0		0-0-0		0-0-0		CONFERENCE		0-1-0		0-2-0		0-1-0	
0-2-0		0-0-0		0-0-0		HOME		0-0-0		0-1-0		0-1-0	
0-2-0		0-0-0		0-0-0		AWAY		0-1-0		0-1-0		0-0-0	
0-0-0		0-0-0		0-0-0		NEUTRAL		0-0-0		0-0-0		0-0-0	
RPI	S	Opponent	Score	RPI	S	Opponent	Score	RPI	S	Opponent	Score		
						90 H	Hartford	0	1	105 H	Colgate	1	2
						94 A	Army	0	2	123 A	Lafayette	0	1
										159 A	Providence	0	5
										176 N	Central Conn. St.	2	0
										181 A	Rider	1	1
										188 A	Fairfield	0	1
										190 H	Bryant	1	0
										222 A	Quinnipiac	0	1
										237 A	New Hampshire	0	2
										238 H	Vermont	1	1
										258 H	Bucknell	0	2
										265 H	Maine	0	1
<hr/>													
LAST 10 GAMES													
						123 A	Lafayette	0	1	238 H	Vermont	1	1
						105 H	Colgate	1	2	237 A	New Hampshire	0	2
						258 H	Bucknell	0	2	222 A	Quinnipiac	0	1
						94 A	Army	0	2	190 H	Bryant	1	0
						181 A	Rider	1	1	188 A	Fairfield	0	1

Non-Div. I Games:

Holy Cross

Average RPI Win:	187	WON-LOST	WINNING	LAST 10	STRENGTH OF	OPP. STRENGTH	TEAM	ADJ	CONF.	ADJ CONF.	
Average RPI Loss:	148	RECORD	PCT. RANK	GAMES	SCHEDULE	OF SCHEDULE	RPI	RPI	RPI	RPI	
DIV. I ONLY	3-13-0	.1875	304	2-7-0	159	165	274	.40382	277	20	20
DIV. I NON-CONF.	2-10-0	.16667	296	1-4-0	161	172	278	.40181	280	18	18
<hr/>											
TOTALS	RPI 1-25	RPI 26-50		W-L RECORDS	RPI 51-100		RPI 101-150		RPI 150+		
3-13-0	0-2-0	0-0-0		OVERALL	0-2-0		1-1-0		2-8-0		
2-5-0	0-0-0	0-0-0		HOME	0-2-0		0-0-0		2-3-0		
1-7-0	0-1-0	0-0-0		AWAY	0-0-0		1-1-0		0-5-0		
0-1-0	0-1-0	0-0-0		NEUTRAL	0-0-0		0-0-0		0-0-0		
<hr/>											
2-10-0	0-2-0	0-0-0		NON-CONFERENCE	0-1-0		1-1-0		1-6-0		
1-4-0	0-0-0	0-0-0		HOME	0-1-0		0-0-0		1-3-0		
1-5-0	0-1-0	0-0-		AWAY	0-0-0		1-1-0		0-3-0		
0-1-0	0-1-0	0-0-0		NEUTRAL	0-0-0		0-0-0		0-0-0		
<hr/>											
1-3-0	0-0-0	0-0-0		CONFERENCE	0-1-0		0-0-0		1-2-0		
1-1-0	0-0-0	0-0-0		HOME	0-1-0		0-0-0		1-0-0		
0-2-0	0-0-0	0-0-0		AWAY	0-0-0		0-0-0		0-2-0		
0-0-0	0-0-0	0-0-0		NEUTRAL	0-0-0		0-0-0		0-0-0		
<hr/>											
RPI S	Opponent	Score		RPI S	Opponent	Score		RPI S	Opponent	Score	
13 N	Penn St.	0	4					69 H	Utah St.	0	2
24 A	Santa Clara	0	3					81 H	UC Davis	0	1
								102 A	Cal Poly	1	4
								125 A	Utah	1	0
								153 A	UC Santa Barbara	0	1
								165 A	Pacific	0	3
								174 H	San Francisco	0	2
								178 H	UNLV	1	2
								189 H	Louisiana Tech	3	2
								197 A	Hawaii	0	5
								219 A	New Mexico St.	1	2
								246 H	Sacramento St.	2	1
								250 H	Portland St.	0	2
								305 A	Idaho St.	1	2
<hr/>											
LAST 10 GAMES											
69 H Utah St.				0	2	81 H UC Davis				0	1
219 A New Mexico St.				1	2	246 H Sacramento St.				2	1
189 H Louisiana Tech				3	2	153 A UC Santa Barbara				0	1
197 A Hawaii				0	5	102 A Cal Poly				1	4
24 A Santa Clara				0	3	174 H San Francisco				0	2

Non-Div. I Games:

Nevada

Average RPI Win: 285		WON-LOST RECORD	WINNING PCT. RANK		LAST 10 GAMES	STRENGTH OF SCHEDULE	OPP. STRENGTH OF SCHEDULE	TEAM RPI	ADJ RPI		CONF. RPI	ADJ CONF. RPI			
Average RPI Loss: 176															
DIV. I ONLY		4-9-0	.30769	263	3-7-0	237	285	279	.40336	278	28	28			
DIV. I NON-CONF.		3-5-0	.375	216	2-3-0	249	242	264	.42137	265	27	27			
<hr/>															
TOTALS		RPI 1-25		RPI 26-50		W-L RECORDS		RPI 51-100		RPI 101-150		RPI 150+			
4-9-0		0-0-0		0-0-0		OVERALL		0-1-0		0-3-0		4-5-0			
2-2-0		0-0-0		0-0-0		HOME		0-0-0		0-1-0		2-1-0			
2-7-0		0-0-0		0-0-0		AWAY		0-1-0		0-2-0		2-4-0			
0-0-0		0-0-0		0-0-0		NEUTRAL		0-0-0		0-0-0		0-0-0			
3-5-0		0-0-0		0-0-0		NON-CONFERENCE		0-1-0		0-2-0		3-2-0			
1-1-0		0-0-0		0-0-0		HOME		0-0-0		0-1-0		1-0-0			
2-4-0		0-0-0		0-0-		AWAY		0-1-0		0-1-0		2-2-0			
0-0-0		0-0-0		0-0-0		NEUTRAL		0-0-0		0-0-0		0-0-0			
1-4-0		0-0-0		0-0-0		CONFERENCE		0-0-0		0-1-0		1-3-0			
1-1-0		0-0-0		0-0-0		HOME		0-0-0		0-0-0		1-1-0			
0-3-0		0-0-0		0-0-0		AWAY		0-0-0		0-1-0		0-2-0			
0-0-0		0-0-0		0-0-0		NEUTRAL		0-0-0		0-0-0		0-0-0			
RPI	S	Opponent	Score	RPI	S	Opponent	Score	RPI	S	Opponent	Score				
								95	A	Toledo	3	4			
								122	A	North Dakota St.	0	3			
								133	A	Buffalo	0	1			
								140	H	Ball St.	0	1			
								187	A	South Dakota St.	0	3			
								206	H	UMKC	1	2			
								227	A	Valparaiso	2	4			
								234	A	Oakland	0	1			
								244	A	Bowling Green	0	1			
								248	A	Niagara	3	2			
								284	A	Evansville	1	0			
								297	H	Indiana St.	1	0			
								311	H	South Dakota	2	0			
<hr/>															
LAST 10 GAMES															
						187	A	South Dakota St.	0	3	284	A	Evansville	1	0
						122	A	North Dakota St.	0	3	140	H	Ball St.	0	1
						311	H	South Dakota	2	0	244	A	Bowling Green	0	1
						206	H	UMKC	1	2	133	A	Buffalo	0	1
						234	A	Oakland	0	1	248	A	Niagara	3	2

Non-Div. I Games:

IPFW

Average RPI Win:		312	WON-LOST RECORD		WINNING PCT. RANK	LAST 10 GAMES	STRENGTH OF SCHEDULE		OPP. STRENGTH OF SCHEDULE	TEAM RPI	ADJ RPI	CONF. RPI	ADJ CONF. RPI
Average RPI Loss:		188											
DIV. I ONLY		3-6-5			.39286 223	2-5-3	281		286	278	.40211 279	29	29
DIV. I NON-CONF.		2-3-3			.4375 195	1-2-1	312		254	291	.38389 290	30	29
TOTALS		RPI 1-25	RPI 26-50		W-L RECORDS		RPI 51-100		RPI 101-150		RPI 150+		
3-6-5	0-0-0		0-0-0		OVERALL		0-0-0		0-2-0		3-4-5		
2-2-3	0-0-0		0-0-0		HOME		0-0-0		0-0-0		2-2-3		
1-4-2	0-0-0		0-0-0		AWAY		0-0-0		0-2-0		1-2-2		
0-0-0	0-0-0		0-0-0		NEUTRAL		0-0-0		0-0-0		0-0-0		
2-3-3	0-0-0		0-0-0		NON-CONFERENCE		0-0-0		0-0-0		2-3-3		
2-1-1	0-0-0		0-0-0		HOME		0-0-0		0-0-0		2-1-1		
0-2-2	0-0-0		0-0-		AWAY		0-0-0		0-0-0		0-2-2		
0-0-0	0-0-0		0-0-0		NEUTRAL		0-0-0		0-0-0		0-0-0		
1-3-2	0-0-0		0-0-0		CONFERENCE		0-0-0		0-2-0		1-1-2		
0-1-2	0-0-0		0-0-0		HOME		0-0-0		0-0-0		0-1-2		
1-2-0	0-0-0		0-0-0		AWAY		0-0-0		0-2-0		1-0-0		
0-0-0	0-0-0		0-0-0		NEUTRAL		0-0-0		0-0-0		0-0-0		
RPI S	Opponent	Score	RPI S	Opponent	Score	RPI S	Opponent	Score	RPI S	Opponent	Score		
									135 A	Radford	0	1	
									144 A	Campbell	0	3	
									193 H	Winthrop	2	7	
									194 H	Liberty	0	0	
									201 A	Georgia St.	2	4	
									214 H	High Point	2	2	
									217 A	Eastern Ky.	1	1	
									224 H	George Washington	1	2	
									229 A	Morehead St.	0	3	
									239 H	Stetson	0	0	
									261 A	Chattanooga	3	3	
									304 H	Jacksonville St.	3	1	
									315 H	S.C. Upstate	3	0	
									317 A	VMI	3	2	
LAST 10 GAMES													
						317 A	VMI	3	2	193 H	Winthrop	2	7
						135 A	Radford	0	1	201 A	Georgia St.	2	4
						214 H	High Point	2	2	224 H	George Washington	1	2
						194 H	Liberty	0	0	239 H	Stetson	0	0
						144 A	Campbell	0	3	304 H	Jacksonville St.	3	1

Non-Div. I Games:

Gardner-Webb

Average RPI Win: 308		WON-LOST RECORD		WINNING PCT. RANK		LAST 10 GAMES		STRENGTH OF SCHEDULE		OPP. STRENGTH OF SCHEDULE		TEAM RPI		ADJ RPI		CONF. RPI		ADJ CONF. RPI	
DIV. I ONLY		5-8-1		.39286 223		1-6-1		276		311		281		.40068 280		21		21	
DIV. I NON-CONF.		4-4-1		.5 151		0-2-1		315		316		292		.38237 291		26		26	
TOTALS		RPI 1-25		RPI 26-50		W-L RECORDS		RPI 51-100		RPI 101-150		RPI 150+							
5-8-1		0-0-0		0-1-0		OVERALL		0-0-0		0-2-0		5-5-1							
3-5-1		0-0-0		0-0-0		HOME		0-0-0		0-1-0		3-4-1							
2-3-0		0-0-0		0-1-0		AWAY		0-0-0		0-1-0		2-1-0							
0-0-0		0-0-0		0-0-0		NEUTRAL		0-0-0		0-0-0		0-0-0							
4-4-1		0-0-0		0-0-0		NON-CONFERENCE		0-0-0		0-1-0		4-3-1							
2-2-1		0-0-0		0-0-0		HOME		0-0-0		0-0-0		2-2-1							
2-2-0		0-0-0		0-0-		AWAY		0-0-0		0-1-0		2-1-0							
0-0-0		0-0-0		0-0-0		NEUTRAL		0-0-0		0-0-0		0-0-0							
1-4-0		0-0-0		0-1-0		CONFERENCE		0-0-0		0-1-0		1-2-0							
1-3-0		0-0-0		0-0-0		HOME		0-0-0		0-1-0		1-2-0							
0-1-0		0-0-0		0-1-0		AWAY		0-0-0		0-0-0		0-0-0							
0-0-0		0-0-0		0-0-0		NEUTRAL		0-0-0		0-0-0		0-0-0							
RPI	S	Opponent		Score	RPI	S	Opponent		Score	RPI	S	Opponent		Score					
					45	A	Stephen F. Austin		0 6										
										114	H	Texas St.		0 2					
										147	A	UALR		1 2					
										152	H	UTSA		1 2					
										223	H	Arkansas St.		0 2					
										245	H	Southeastern La.		0 3					
										273	A	Ark.-Pine Bluff		0 1					
										274	H	La.-Monroe		1 2					
										294	A	Lipscomb		1 0					
										298	H	Nicholls St.		2 1					
										310	H	Mississippi Val.		0 0					
										313	H	Alcorn St.		4 1					
										314	H	Texas Southern		5 0					
										320	A	Grambling		4 0					
LAST 10 GAMES																			
					114	H	Texas St.		0 2	310	H	Mississippi Val.		0 0					
					152	H	UTSA		1 2	273	A	Ark.-Pine Bluff		0 1					
					45	A	Stephen F. Austin		0 6	147	A	UALR		1 2					
					245	H	Southeastern La.		0 3	320	A	Grambling		4 0					
					298	H	Nicholls St.		2 1	313	H	Alcorn St.		4 1					

Non-Div. I Games:

Central Ark.

Average RPI Win: 247		WON-LOST	WINNING	LAST 10	STRENGTH OF		OPP. STRENGTH	TEAM	ADJ		CONF.	ADJ CONF.
Average RPI Loss: 215		RECORD	PCT. RANK	GAMES	SCHEDULE		OF SCHEDULE	RPI	RPI		RPI	RPI
DIV. I ONLY		5-11-1	.32353	256	3-6-0		228	290	271		.39914	281
DIV. I NON-CONF.		3-6-1	.35	236	1-1-0		144	291	223		.43996	231
TOTALS		RPI 1-25	RPI 26-50		W-L RECORDS		RPI 51-100		RPI 101-150		RPI 150+	
5-11-1		0-0-0	0-0-0		OVERALL		0-0-0		1-2-0		4-9-1	
2-5-0		0-0-0	0-0-0		HOME		0-0-0		0-0-0		2-5-0	
3-5-0		0-0-0	0-0-0		AWAY		0-0-0		1-2-0		2-3-0	
0-1-1		0-0-0	0-0-0		NEUTRAL		0-0-0		0-0-0		0-1-1	
3-6-1		0-0-0	0-0-0		NON-CONFERENCE		0-0-0		1-2-0		2-4-1	
1-2-0		0-0-0	0-0-0		HOME		0-0-0		0-0-0		1-2-0	
2-3-0		0-0-0	0-0-		AWAY		0-0-0		1-2-0		1-1-0	
0-1-1		0-0-0	0-0-0		NEUTRAL		0-0-0		0-0-0		0-1-1	
2-5-0		0-0-0	0-0-0		CONFERENCE		0-0-0		0-0-0		2-5-0	
1-3-0		0-0-0	0-0-0		HOME		0-0-0		0-0-0		1-3-0	
1-2-0		0-0-0	0-0-0		AWAY		0-0-0		0-0-0		1-2-0	
0-0-0		0-0-0	0-0-0		NEUTRAL		0-0-0		0-0-0		0-0-0	
RPI S	Opponent	Score	RPI S	Opponent	Score	RPI S	Opponent	Score	RPI S	Opponent	Score	
									120 A	East Tenn. St.	2 1	
									126 A	Middle Tenn.	0 2	
									135 A	Radford	1 3	
									189 N	Louisiana Tech	0 0	
									208 A	Longwood	1 2	
									217 H	Eastern Ky.	1 2	
									218 H	Belmont	1 3	
									219 N	New Mexico St.	0 1	
									220 H	Austin Peay	1 0	
									229 H	Morehead St.	0 1	
									240 A	SIU Edwardsville	1 3	
									249 H	Murray St.	1 2	
									261 H	Chattanooga	1 2	
									262 A	Eastern Ill.	0 2	
									294 H	Lipscomb	2 1	
									296 A	UNC Asheville	4 1	
									304 A	Jacksonville St.	2 1	
LAST 10 GAMES												
						220 H	Austin Peay	1 0	240 A	SIU Edwardsville	1 3	
						249 H	Murray St.	1 2	262 A	Eastern Ill.	0 2	
						304 A	Jacksonville St.	2 1	294 H	Lipscomb	2 1	
						229 H	Morehead St.	0 1	126 A	Middle Tenn.	0 2	
						217 H	Eastern Ky.	1 2	135 A	Radford	1 3	

Non-Div. I Games:

Tennessee Tech

Average RPI Win: 198		WON-LOST	WINNING	LAST 10	STRENGTH OF		OPP. STRENGTH	TEAM	ADJ		CONF.	ADJ CONF.
Average RPI Loss: 153		RECORD	PCT. RANK	GAMES	SCHEDULE		OF SCHEDULE	RPI	RPI		RPI	RPI
DIV. I ONLY		2-12-2	.1875	304	2-7-0		142	262	280		14	14
DIV. I NON-CONF.		1-5-2	.25	268	1-0-0		191	273	279		15	15
TOTALS		RPI 1-25	RPI 26-50		W-L RECORDS		RPI 51-100		RPI 101-150		RPI 150+	
2-12-2		0-0-0	0-1-0		OVERALL		0-3-0		1-2-0		1-6-2	
1-8-2		0-0-0	0-1-0		HOME		0-2-0		0-0-0		1-5-2	
1-4-0		0-0-0	0-0-0		AWAY		0-1-0		1-2-0		0-1-0	
0-0-0		0-0-0	0-0-0		NEUTRAL		0-0-0		0-0-0		0-0-0	
1-5-2		0-0-0	0-1-0		NON-CONFERENCE		0-1-0		0-0-0		1-3-2	
1-3-2		0-0-0	0-1-0		HOME		0-0-0		0-0-0		1-2-2	
0-2-0		0-0-0	0-0-		AWAY		0-1-0		0-0-0		0-1-0	
0-0-0		0-0-0	0-0-0		NEUTRAL		0-0-0		0-0-0		0-0-0	
1-7-0		0-0-0	0-0-0		CONFERENCE		0-2-0		1-2-0		0-3-0	
0-5-0		0-0-0	0-0-0		HOME		0-2-0		0-0-0		0-3-0	
1-2-0		0-0-0	0-0-0		AWAY		0-0-0		1-2-0		0-0-0	
0-0-0		0-0-0	0-0-0		NEUTRAL		0-0-0		0-0-0		0-0-0	
RPI S	Opponent	Score	RPI S	Opponent	Score	RPI S	Opponent	Score	RPI S	Opponent	Score	
			49 H	Wisconsin	0 2	54 H	Central Mich.	0 1	133 A	Buffalo	1 0	
						75 A	Iowa St.	0 2	134 A	Kent St.	2 3	
						95 H	Toledo	0 1	140 A	Ball St.	0 3	
									154 H	Akron	0 1	
									166 A	Illinois St.	0 5	
									187 H	South Dakota St.	0 3	
									203 H	Ohio	1 2	
									256 H	UNI	1 1	
									262 H	Eastern Ill.	0 0	
									263 H	Loyola Chicago	2 0	
									287 H	North Dakota	0 2	
									292 H	Eastern Mich.	0 1	
LAST 10 GAMES												
			54 H	Central Mich.	0 1	154 H	Akron	0 1				
			292 H	Eastern Mich.	0 1	140 A	Ball St.	0 3				
			134 A	Kent St.	2 3	95 H	Toledo	0 1				
			133 A	Buffalo	1 0	263 H	Loyola Chicago	2 0				
			203 H	Ohio	1 2	262 H	Eastern Ill.	0 0				

Non-Div. I Games:

Northern Ill.

Average RPI Win:	270	WON-LOST	WINNING	LAST 10	STRENGTH OF	OPP. STRENGTH	TEAM	ADJ	CONF.	ADJ CONF.	
Average RPI Loss:	189	RECORD	PCT. RANK	GAMES	SCHEDULE	OF SCHEDULE	RPI	RPI	RPI	RPI	
DIV. I ONLY	4-9-1	.32143	257	3-7-0	261	261	283	.39824	283	19	19
DIV. I NON-CONF.	3-3-1	.5	151	2-1-0	272	293	232	.44023	230	20	20
<hr/>											
TOTALS	RPI 1-25	RPI 26-50		W-L RECORDS		RPI 51-100		RPI 101-150		RPI 150+	
4-9-1	0-0-0	0-0-0		OVERALL		0-1-0		0-2-0		4-6-1	
4-4-1	0-0-0	0-0-0		HOME		0-1-0		0-0-0		4-3-1	
0-5-0	0-0-0	0-0-0		AWAY		0-0-0		0-2-0		0-3-0	
0-0-0	0-0-0	0-0-0		NEUTRAL		0-0-0		0-0-0		0-0-0	
<hr/>											
3-3-1	0-0-0	0-0-0		NON-CONFERENCE		0-1-0		0-0-0		3-2-1	
3-1-1	0-0-0	0-0-0		HOME		0-1-0		0-0-0		3-0-1	
0-2-0	0-0-0	0-0-		AWAY		0-0-0		0-0-0		0-2-0	
0-0-0	0-0-0	0-0-0		NEUTRAL		0-0-0		0-0-0		0-0-0	
<hr/>											
1-6-0	0-0-0	0-0-0		CONFERENCE		0-0-0		0-2-0		1-4-0	
1-3-0	0-0-0	0-0-0		HOME		0-0-0		0-0-0		1-3-0	
0-3-0	0-0-0	0-0-0		AWAY		0-0-0		0-2-0		0-1-0	
0-0-0	0-0-0	0-0-0		NEUTRAL		0-0-0		0-0-0		0-0-0	
<hr/>											
RPI	S	Opponent	Score	RPI	S	Opponent	Score	RPI	S	Opponent	Score
				90 H Hartford 0 2				136 A Sacred Heart 1 4			
								143 A Long Island 1 4			
								176 H Central Conn. St. 2 0			
								177 A Saint Joseph's 0 4			
								181 H Rider 0 0			
								190 H Bryant 0 3			
								202 A Wagner 0 5			
								222 H Quinnipiac 2 4			
								270 A Binghamton 0 2			
								275 H Mt. St. Mary's 1 2			
								289 H Manhattan 2 1			
								306 H NJIT 1 0			
								308 H Saint Peter's 1 0			
<hr/>											
				LAST 10 GAMES							
190 H Bryant 0 3				222 H Quinnipiac 2 4							
136 A Sacred Heart 1 4				143 A Long Island 1 4							
275 H Mt. St. Mary's 1 2				177 A Saint Joseph's 0 4							
202 A Wagner 0 5				308 H Saint Peter's 1 0							
176 H Central Conn. St. 2 0				289 H Manhattan 2 1							

Non-Div. I Games:

Fairleigh Dickinson

Average RPI Win: 227		WON-LOST	WINNING	LAST 10	STRENGTH OF		OPP. STRENGTH	TEAM	ADJ	CONF.	ADJ CONF.
Average RPI Loss: 167		RECORD	PCT. RANK	GAMES	SCHEDULE		OF SCHEDULE	RPI	RPI	RPI	RPI
DIV. I ONLY		1-10-4	.2	299	0-7-3		178	217	284	.39719	284
DIV. I NON-CONF.		1-7-4	.25	268	0-4-3		190	207	271	.40939	273
TOTALS		RPI 1-25	RPI 26-50		W-L RECORDS		RPI 51-100		RPI 101-150		RPI 150+
1-10-4	0-0-0	0-0-0		OVERALL		0-2-0		0-1-1		1-7-3	
0-5-1	0-0-0	0-0-0		HOME		0-2-0		0-1-0		0-2-1	
1-5-2	0-0-0	0-0-0		AWAY		0-0-0		0-0-1		1-5-1	
0-0-1	0-0-0	0-0-0		NEUTRAL		0-0-0		0-0-0		0-0-1	
1-7-4	0-0-0	0-0-0		NON-CONFERENCE		0-2-0		0-0-1		1-5-3	
0-4-1	0-0-0	0-0-0		HOME		0-2-0		0-0-0		0-2-1	
1-3-2	0-0-0	0-0-		AWAY		0-0-0		0-0-1		1-3-1	
0-0-1	0-0-0	0-0-0		NEUTRAL		0-0-0		0-0-0		0-0-1	
0-3-0	0-0-0	0-0-0		CONFERENCE		0-0-0		0-1-0		0-2-0	
0-1-0	0-0-0	0-0-0		HOME		0-0-0		0-1-0		0-0-0	
0-2-0	0-0-0	0-0-0		AWAY		0-0-0		0-0-0		0-2-0	
0-0-0	0-0-0	0-0-0		NEUTRAL		0-0-0		0-0-0		0-0-0	
RPI S	Opponent	Score	RPI S	Opponent	Score	RPI S	Opponent	Score	RPI S	Opponent	Score
						54 H	Central Mich.	1 3	111 H	Creighton	1 2
						80 H	Southeast Mo. St.	0 3	146 A	Indiana	2 2
									151 A	Saint Louis	0 4
									156 A	Xavier	0 1
									162 H	UT Martin	2 2
									166 A	Illinois St.	1 3
									184 H	Miami (OH)	3 4
									199 N	Lamar	2 2
									227 A	Valparaiso	1 0
									229 A	Morehead St.	1 3
									256 A	UNI	0 1
									278 H	IPFW	0 1
									295 A	Northern Ariz.	0 0
LAST 10 GAMES											
						256 A	UNI	0 1	184 H	Miami (OH)	3 4
						166 A	Illinois St.	1 3	295 A	Northern Ariz.	0 0
						111 H	Creighton	1 2	199 N	Lamar	2 2
						278 H	IPFW	0 1	229 A	Morehead St.	1 3
						162 H	UT Martin	2 2	80 H	Southeast Mo. St.	0 3

Non-Div. I Games:

Evansville

C
i
t
a
d
e
l

Citadel

Average RPI Win: 238		WON-LOST	WINNING	LAST 10	STRENGTH OF		OPP. STRENGTH	TEAM	ADJ		CONF.	ADJ CONF.
Average RPI Loss: 137		RECORD	PCT. RANK	GAMES	SCHEDULE		OF SCHEDULE	RPI	RPI		RPI	RPI
DIV. I ONLY		2-13-0	.13333	315	0-10-0		161	164	287		.39183	286
DIV. I NON-CONF.		2-6-0	.25	268	0-3-0		173	184	262		.42194	262
TOTALS		RPI 1-25	RPI 26-50		W-L RECORDS		RPI 51-100		RPI 101-150		RPI 150+	
2-13-0		0-0-0	0-2-0		OVERALL		0-1-0		0-3-0		2-7-0	
0-5-0		0-0-0	0-1-0		HOME		0-0-0		0-1-0		0-3-0	
2-6-0		0-0-0	0-0-0		AWAY		0-1-0		0-2-0		2-3-0	
0-2-0		0-0-0	0-1-0		NEUTRAL		0-0-0		0-0-0		0-1-0	
2-6-0		0-0-0	0-1-0		NON-CONFERENCE		0-1-0		0-1-0		2-3-0	
0-2-0		0-0-0	0-0-0		HOME		0-0-0		0-0-0		0-2-0	
2-2-0		0-0-0	0-0-		AWAY		0-1-0		0-1-0		2-0-0	
0-2-0		0-0-0	0-1-0		NEUTRAL		0-0-0		0-0-0		0-1-0	
0-7-0		0-0-0	0-1-0		CONFERENCE		0-0-0		0-2-0		0-4-0	
0-3-0		0-0-0	0-1-0		HOME		0-0-0		0-1-0		0-1-0	
0-4-0		0-0-0	0-0-0		AWAY		0-0-0		0-1-0		0-3-0	
0-0-0		0-0-0	0-0-0		NEUTRAL		0-0-0		0-0-0		0-0-0	
RPI S	Opponent	Score	RPI S	Opponent	Score	RPI S	Opponent	Score	RPI S	Opponent	Score	
			38 H	William & Mary	0 3	85 A	East Carolina	0 2	106 H	George Mason	0 3	
			39 N	South Carolina	0 2				117 A	James Madison	0 2	
									138 A	Charlotte	0 1	
									155 A	Old Dominion	2 3	
									169 A	Drexel	1 3	
									171 N	Furman	1 2	
									172 H	Western Caro.	0 1	
									185 A	Davidson	2 1	
									191 A	VCU	0 1	
									200 H	North Florida	0 1	
									204 H	Towson	0 1	
									290 A	Francis Marion	2 0	
LAST 10 GAMES												
			204 H	Towson	0 1	155 A	Old Dominion	2 3				
			106 H	George Mason	0 3	169 A	Drexel	1 3				
			117 A	James Madison	0 2	172 H	Western Caro.	0 1				
			191 A	VCU	0 1	200 H	North Florida	0 1				
			38 H	William & Mary	0 3	39 N	South Carolina	0 2				

Non-Div. I Games:

UNC Wilmington

Average RPI Win: 294		WON-LOST RECORD		WINNING PCT. RANK		LAST 10 GAMES		STRENGTH OF SCHEDULE		OPP. STRENGTH OF SCHEDULE		TEAM RPI		ADJ RPI		CONF. RPI		ADJ CONF. RPI	
DIV. I ONLY		4-7-3		.39286 223		2-5-3		310		289		288		.39048 287		31		31	
DIV. I NON-CONF.		3-5-2		.4 207		1-3-2		257		271		263		.4207 266		31		31	
TOTALS		RPI 1-25		RPI 26-50		W-L RECORDS		RPI 51-100		RPI 101-150		RPI 150+							
4-7-3		0-1-0		0-0-0		OVERALL		0-1-0		0-0-1		4-5-2							
2-3-0		0-0-0		0-0-0		HOME		0-0-0		0-0-0		2-3-0							
2-3-3		0-1-0		0-0-0		AWAY		0-0-0		0-0-1		2-2-2							
0-1-0		0-0-0		0-0-0		NEUTRAL		0-1-0		0-0-0		0-0-0							
3-5-2		0-1-0		0-0-0		NON-CONFERENCE		0-1-0		0-0-1		3-3-1							
2-1-0		0-0-0		0-0-0		HOME		0-0-0		0-0-0		2-1-0							
1-3-2		0-1-0		0-0-		AWAY		0-0-0		0-0-1		1-2-1							
0-1-0		0-0-0		0-0-0		NEUTRAL		0-1-0		0-0-0		0-0-0							
1-2-1		0-0-0		0-0-0		CONFERENCE		0-0-0		0-0-0		1-2-1							
0-2-0		0-0-0		0-0-0		HOME		0-0-0		0-0-0		0-2-0							
1-0-1		0-0-0		0-0-0		AWAY		0-0-0		0-0-0		1-0-1							
0-0-0		0-0-0		0-0-0		NEUTRAL		0-0-0		0-0-0		0-0-0							
RPI	S	Opponent		Score		RPI	S	Opponent		Score		RPI	S	Opponent		Score			
17	A	Marquette		0 9								122	A	North Dakota St.		2 2			
												183	H	Utah Valley		2 3			
												187	A	South Dakota St.		1 5			
												266	H	Montana		2 1			
												269	A	Green Bay		1 3			
												282	A	Northern Ill.		2 0			
												288	H	Neb. Omaha		1 2			
												293	H	Howard		1 2			
												303	A	South Carolina St.		2 2			
												311	A	South Dakota		0 0			
												311	H	South Dakota		3 2			
												318	A	Delaware St.		2 1			
						LAST 10 GAMES													
						293	H	Howard		1 2	266	H	Montana		2 1				
						183	H	Utah Valley		2 3	288	H	Neb. Omaha		1 2				
						303	A	South Carolina St.		2 2	187	A	South Dakota St.		1 5				
						318	A	Delaware St.		2 1	311	A	South Dakota		0 0				
						122	A	North Dakota St.		2 2	17	A	Marquette		0 9				

Non-Div. I Games:

North Dakota

Average RPI Win: 299		WON-LOST RECORD		WINNING PCT. RANK		LAST 10 GAMES		STRENGTH OF SCHEDULE		OPP. STRENGTH OF SCHEDULE		TEAM RPI		ADJ RPI		CONF. RPI		ADJ CONF. RPI	
DIV. I ONLY		2-4-0		.33333 250		1-3-0		264		317		290		.38923 288		27		27	
DIV. I NON-CONF.		2-4-0		.33333 238		1-3-0		250		317		287		.38923 287		28		28	
TOTALS		RPI 1-25		RPI 26-50		W-L RECORDS		RPI 51-100		RPI 101-150		RPI 150+							
2-4-0		0-0-0		0-0-0		OVERALL		0-0-0		0-1-0		2-3-0							
0-0-0		0-0-0		0-0-0		HOME		0-0-0		0-0-0		0-0-0							
2-4-0		0-0-0		0-0-0		AWAY		0-0-0		0-1-0		2-3-0							
0-0-0		0-0-0		0-0-0		NEUTRAL		0-0-0		0-0-0		0-0-0							
2-4-0		0-0-0		0-0-0		NON-CONFERENCE		0-0-0		0-1-0		2-3-0							
0-0-0		0-0-0		0-0-0		HOME		0-0-0		0-0-0		0-0-0							
2-4-0		0-0-0		0-0-		AWAY		0-0-0		0-1-0		2-3-0							
0-0-0		0-0-0		0-0-0		NEUTRAL		0-0-0		0-0-0		0-0-0							
0-0-0		0-0-0		0-0-0		CONFERENCE		0-0-0		0-0-0		0-0-0							
0-0-0		0-0-0		0-0-0		HOME		0-0-0		0-0-0		0-0-0							
0-0-0		0-0-0		0-0-0		AWAY		0-0-0		0-0-0		0-0-0							
0-0-0		0-0-0		0-0-0		NEUTRAL		0-0-0		0-0-0		0-0-0							
RPI	S	Opponent		Score	RPI	S	Opponent		Score	RPI	S	Opponent		Score	RPI	S	Opponent		Score

Average RPI Win:	198	WON-LOST	WINNING	LAST 10	STRENGTH OF	OPP. STRENGTH	TEAM	ADJ	CONF.	ADJ CONF.		
Average RPI Loss:	210	RECORD	PCT. RANK	GAMES	SCHEDULE	OF SCHEDULE	RPI	RPI	RPI	RPI		
DIV. I ONLY	2-10-2	.21429	296	1-6-2	179	298	286	.38834	289	26	26	
DIV. I NON-CONF.	2-5-1	.3125	248	1-1-1	145	283	237	.43419	240	25	25	
<hr/>												
TOTALS	RPI 1-25	RPI 26-50		W-L RECORDS		RPI 51-100		RPI 101-150		RPI 150+		
2-10-2	0-0-0	0-0-0		OVERALL		0-0-0		0-3-0		2-7-2		
2-4-1	0-0-0	0-0-0		HOME		0-0-0		0-1-0		2-3-1		
0-6-1	0-0-0	0-0-0		AWAY		0-0-0		0-2-0		0-4-1		
0-0-0	0-0-0	0-0-0		NEUTRAL		0-0-0		0-0-0		0-0-0		
<hr/>												
2-5-1	0-0-0	0-0-0		NON-CONFERENCE		0-0-0		0-2-0		2-3-1		
2-1-0	0-0-0	0-0-0		HOME		0-0-0		0-1-0		2-0-0		
0-4-1	0-0-0	0-0-		AWAY		0-0-0		0-1-0		0-3-1		
0-0-0	0-0-0	0-0-0		NEUTRAL		0-0-0		0-0-0		0-0-0		
<hr/>												
0-5-1	0-0-0	0-0-0		CONFERENCE		0-0-0		0-1-0		0-4-1		
0-3-1	0-0-0	0-0-0		HOME		0-0-0		0-0-0		0-3-1		
0-2-0	0-0-0	0-0-0		AWAY		0-0-0		0-1-0		0-1-0		
0-0-0	0-0-0	0-0-0		NEUTRAL		0-0-0		0-0-0		0-0-0		
<hr/>												
RPI	S	Opponent	Score	RPI	S	Opponent	Score	RPI	S	Opponent	Score	
								123	A	Lafayette	0	1
								131	A	Marist	1	4
								136	H	Sacred Heart	1	2
								163	H	Fordham	1	0
								188	H	Fairfield	0	0
								190	A	Bryant	0	1
								202	A	Wagner	1	1
								215	H	Canisius	1	2
								228	A	Siena	0	5
								233	H	Albany (NY)	3	1
								243	A	Rhode Island	0	1
								248	H	Niagara	1	2
								283	A	Fairleigh Dickinson	1	2
								307	H	Iona	1	2
<hr/>												
LAST 10 GAMES												
248 H Niagara				1	2	307 H Iona				1	2	
215 H Canisius				1	2	188 H Fairfield				0	0	
123 A Lafayette				0	1	131 A Marist				1	4	
233 H Albany (NY)				3	1	228 A Siena				0	5	
202 A Wagner				1	1	136 H Sacred Heart				1	2	

Non-Div. I Games:

Manhattan

Average RPI Win: 236		WON-LOST RECORD		WINNING PCT. RANK		LAST 10 GAMES		STRENGTH OF SCHEDULE		OPP. STRENGTH OF SCHEDULE		TEAM RPI		ADJ RPI		CONF. RPI		ADJ CONF. RPI	
DIV. I ONLY		3-10-1		.25 285		1-7-0		242		270		291		.38601 290		27		27	
DIV. I NON-CONF.		3-10-1		.25 268		1-7-0		238		263		288		.38601 289		28		28	
TOTALS		RPI 1-25		RPI 26-50		W-L RECORDS		RPI 51-100		RPI 101-150		RPI 150+							
3-10-1		0-0-0		0-0-0		OVERALL		0-1-0		0-3-0		3-6-1							
2-2-0		0-0-0		0-0-0		HOME		0-1-0		0-0-0		2-1-0							
1-8-1		0-0-0		0-0-0		AWAY		0-0-0		0-3-0		1-5-1							
0-0-0		0-0-0		0-0-0		NEUTRAL		0-0-0		0-0-0		0-0-0							
3-10-1		0-0-0		0-0-0		NON-CONFERENCE		0-1-0		0-3-0		3-6-1							
2-2-0		0-0-0		0-0-0		HOME		0-1-0		0-0-0		2-1-0							
1-8-1		0-0-0		0-0-		AWAY		0-0-0		0-3-0		1-5-1							
0-0-0		0-0-0		0-0-0		NEUTRAL		0-0-0		0-0-0		0-0-0							
0-0-0		0-0-0		0-0-0		CONFERENCE		0-0-0		0-0-0		0-0-0							
0-0-0		0-0-0		0-0-0		HOME		0-0-0		0-0-0		0-0-0							
0-0-0		0-0-0		0-0-0		AWAY		0-0-0		0-0-0		0-0-0							
0-0-0		0-0-0		0-0-0		NEUTRAL		0-0-0		0-0-0		0-0-0							
RPI	S	Opponent		Score	RPI	S	Opponent		Score	RPI	S	Opponent		Score					
							85 H	East Carolina	0 2	119 A		Navy		0 1					
										135 A		Radford		0 2					
										144 A		Campbell		0 3					
										160 A		Brown		1 5					
										173 A		Princeton		0 6					
										193 H		Winthrop		2 1					
										211 A		Wofford		0 1					
										214 H		High Point		2 1					
										247 A		Temple		0 1					
										257 A		Charleston So.		0 1					
										286 H		UNC Wilmington		0 2					
										302 A		Presbyterian		3 2					
										315 A		S.C. Upstate		1 1					
LAST 10 GAMES																			
							85 H	East Carolina	0 2	160 A		Brown		1 5					
							257 A	Charleston So.	0 1	173 A		Princeton		0 6					
							211 A	Wofford	0 1	119 A		Navy		0 1					
							302 A	Presbyterian	3 2	247 A		Temple		0 1					
							193 H	Winthrop	2 1	315 A		S.C. Upstate		1 1					

Non-Div. I Games: St. Andrews 7 0

Francis Marion

Average RPI Win: 297		WON-LOST RECORD	WINNING PCT. RANK		LAST 10 GAMES	STRENGTH OF SCHEDULE	OPP. STRENGTH OF SCHEDULE	TEAM RPI	ADJ RPI		CONF. RPI	ADJ CONF. RPI
Average RPI Loss: 172												
DIV. I ONLY		2-10-4	.25	285	1-7-2	221	297	289	.3859	291	28	28
DIV. I NON-CONF.		1-6-3	.25	268	0-3-1	207	290	284	.39685	284	27	27
<hr/>												
TOTALS		RPI 1-25		RPI 26-50		W-L RECORDS		RPI 51-100		RPI 101-150		RPI 150+
2-10-4		0-0-0		0-0-0		OVERALL		0-0-0		0-5-0		2-5-4
1-3-2		0-0-0		0-0-0		HOME		0-0-0		0-2-0		1-1-2
1-6-1		0-0-0		0-0-0		AWAY		0-0-0		0-2-0		1-4-1
0-1-1		0-0-0		0-0-0		NEUTRAL		0-0-0		0-1-0		0-0-1
1-6-3		0-0-0		0-0-0		NON-CONFERENCE		0-0-0		0-3-0		1-3-3
1-1-2		0-0-0		0-0-0		HOME		0-0-0		0-1-0		1-0-2
0-4-0		0-0-0		0-0-		AWAY		0-0-0		0-1-0		0-3-0
0-1-1		0-0-0		0-0-0		NEUTRAL		0-0-0		0-1-0		0-0-1
1-4-1		0-0-0		0-0-0		CONFERENCE		0-0-0		0-2-0		1-2-1
0-2-0		0-0-0		0-0-0		HOME		0-0-0		0-1-0		0-1-0
1-2-1		0-0-0		0-0-0		AWAY		0-0-0		0-1-0		1-1-1
0-0-0		0-0-0		0-0-0		NEUTRAL		0-0-0		0-0-0		0-0-0
RPI	S	Opponent	Score	RPI	S	Opponent	Score	RPI	S	Opponent	Score	
										116 H	Detroit	1 5
										122 H	North Dakota St.	0 2
										134 A	Kent St.	0 4
										144 N	Campbell	1 2
										148 A	Oral Roberts	0 1
										184 A	Miami (OH)	0 4
										186 A	Cleveland St.	2 3
										187 H	South Dakota St.	0 1
										206 A	UMKC	1 2
										227 H	Valparaiso	1 1
										262 H	Eastern Ill.	2 2
										272 N	Air Force	2 2
										292 H	Eastern Mich.	2 1
										297 A	Indiana St.	1 2
										301 A	Southern Utah	2 0
										311 A	South Dakota	2 2
<hr/>												
LAST 10 GAMES												
	</											

Non-Div. I Games:

IUPUI

Average RPI Win: 233		WON-LOST	WINNING	LAST 10	STRENGTH OF		OPP. STRENGTH	TEAM	ADJ		CONF.	ADJ CONF.						
Average RPI Loss: 169		RECORD	PCT. RANK	GAMES	SCHEDULE		OF SCHEDULE	RPI	RPI		RPI	RPI						
DIV. I ONLY		2-11-2	.2	299	2-7-1		243	182	295		.38257	292						
DIV. I NON-CONF.		0-6-1	.07143	308	0-2-0		254	203	313		.34518	311						
TOTALS		RPI 1-25	RPI 26-50		W-L RECORDS		RPI 51-100		RPI 101-150		RPI 150+							
2-11-2		0-0-0	0-0-0		OVERALL		0-2-0		0-2-1		2-7-1							
1-2-1		0-0-0	0-0-0		HOME		0-0-0		0-1-1		1-1-0							
1-9-1		0-0-0	0-0-0		AWAY		0-2-0		0-1-0		1-6-1							
0-0-0		0-0-0	0-0-0		NEUTRAL		0-0-0		0-0-0		0-0-0							
0-6-1		0-0-0	0-0-0		NON-CONFERENCE		0-1-0		0-1-0		0-4-1							
0-1-0		0-0-0	0-0-0		HOME		0-0-0		0-0-0		0-1-0							
0-5-1		0-0-0	0-0-		AWAY		0-1-0		0-1-0		0-3-1							
0-0-0		0-0-0	0-0-0		NEUTRAL		0-0-0		0-0-0		0-0-0							
2-5-1		0-0-0	0-0-0		CONFERENCE		0-1-0		0-1-1		2-3-0							
1-1-1		0-0-0	0-0-0		HOME		0-0-0		0-1-1		1-0-0							
1-4-0		0-0-0	0-0-0		AWAY		0-1-0		0-0-0		1-3-0							
0-0-0		0-0-0	0-0-0		NEUTRAL		0-0-0		0-0-0		0-0-0							
RPI	S	Opponent	Score	RPI	S	Opponent	Score	RPI	S	Opponent	Score	RPI	S	Opponent	Score			
								70	A	Western Ky.	0	2		116	A	Detroit	0	4
								73	A	Western Mich.	0	1		133	H	Buffalo	2	2
														134	H	Kent St.	1	2
														154	A	Akron	0	3
														166	H	Illinois St.	0	3
														175	A	Butler	1	2
														184	H	Miami (OH)	2	1
														203	A	Ohio	0	1
														232	A	Pittsburgh	2	2
														234	A	Oakland	0	1
														244	A	Bowling Green	1	2
														282	A	Northern Ill.	1	0
														291	A	IUPUI	1	2
				LAST 10 GAMES														
				133	H	Buffalo	2	2	73	A	Western Mich.	0	1					
				134	H	Kent St.	1	2	282	A	Northern Ill.	1	0					
				154	A	Akron	0	3	184	H	Miami (OH)	2	1					
				203	A	Ohio	0	1	244	A	Bowling Green	1	2					
				166	H	Illinois St.	0	3	70	A	Western Ky.	0	2					

Non-Div. I Games:

Eastern Mich.

Howard

Howard

Howard

Average RPI Win:	276	WON-LOST	WINNING	LAST 10	STRENGTH OF	OPP. STRENGTH	TEAM	ADJ	CONF.	ADJ CONF.		
Average RPI Loss:	202	RECORD	PCT. RANK	GAMES	SCHEDULE	OF SCHEDULE	RPI	RPI	RPI	RPI		
DIV. I ONLY	4-11-1	.28125	272	2-8-0	266	281	293	.38045	294	22	22	
DIV. I NON-CONF.	2-6-1	.27778	261	0-3-0	293	274	298	.36682	300	22	21	
<hr/>												
TOTALS	RPI 1-25	RPI 26-50		W-L RECORDS		RPI 51-100		RPI 101-150		RPI 150+		
4-11-1	0-0-0	0-0-0		OVERALL		0-0-0		0-3-0		4-8-1		
3-3-1	0-0-0	0-0-0		HOME		0-0-0		0-1-0		3-2-1		
0-8-0	0-0-0	0-0-0		AWAY		0-0-0		0-2-0		0-6-0		
1-0-0	0-0-0	0-0-0		NEUTRAL		0-0-0		0-0-0		1-0-0		
<hr/>												
2-6-1	0-0-0	0-0-0		NON-CONFERENCE		0-0-0		0-1-0		2-5-1		
1-2-1	0-0-0	0-0-0		HOME		0-0-0		0-0-0		1-2-1		
0-4-0	0-0-0	0-0-		AWAY		0-0-0		0-1-0		0-3-0		
1-0-0	0-0-0	0-0-0		NEUTRAL		0-0-0		0-0-0		1-0-0		
<hr/>												
2-5-0	0-0-0	0-0-0		CONFERENCE		0-0-0		0-2-0		2-3-0		
2-1-0	0-0-0	0-0-0		HOME		0-0-0		0-1-0		2-0-0		
0-4-0	0-0-0	0-0-0		AWAY		0-0-0		0-1-0		0-3-0		
0-0-0	0-0-0	0-0-0		NEUTRAL		0-0-0		0-0-0		0-0-0		
<hr/>												
RPI	S	Opponent	Score	RPI	S	Opponent	Score	RPI	S	Opponent	Score	
								120	H	East Tenn. St.	1	2
								132	A	Jacksonville	0	2
								145	A	Mississippi St.	1	2
								162	A	UT Martin	0	1
								198	A	Mercer	0	3
								200	A	North Florida	0	4
								218	H	Belmont	2	1
								220	H	Austin Peay	0	5
								223	H	Arkansas St.	1	1
								226	A	Kennesaw St.	0	4
								261	A	Chattanooga	0	2
								271	N	Southern Miss.	3	1
								280	H	Central Ark.	0	1
								281	A	Tennessee Tech	1	2
								298	H	Nicholls St.	3	1
								315	H	S.C. Upstate	2	0
<hr/>												
LAST 10 GAMES												
120 H East Tenn. St.				1	2	200 A North Florida				0	4	
226 A Kennesaw St.				0	4	132 A Jacksonville				0	2	
198 A Mercer				0	3	218 H Belmont				2	1	
281 A Tennessee Tech				1	2	315 H S.C. Upstate				2	0	
220 H Austin Peay				0	5	145 A Mississippi St.				1	2	

Non-Div. I Games:

Lipscomb

Average RPI Win: 305		WON-LOST	WINNING	LAST 10	STRENGTH OF		OPP. STRENGTH	TEAM	ADJ	CONF.	ADJ CONF.				
Average RPI Loss: 165		RECORD	PCT. RANK	GAMES	SCHEDULE		OF SCHEDULE	RPI	RPI	RPI	RPI				
DIV. I ONLY		1-8-7	.28125	272	1-2-6		288	206	296	.38017	295	30	30		
DIV. I NON-CONF.		0-7-4	.18182	295	0-1-3		274	160	300	.36924	297	29	30		
<hr/>															
TOTALS		RPI 1-25		RPI 26-50		W-L RECORDS		RPI 51-100		RPI 101-150		RPI 150+			
1-8-7		0-0-0		0-1-0		OVERALL		0-3-0		0-0-2		1-4-5			
1-2-3		0-0-0		0-0-0		HOME		0-0-0		0-0-1		1-2-2			
0-6-4		0-0-0		0-1-0		AWAY		0-3-0		0-0-1		0-2-3			
0-0-0		0-0-0		0-0-0		NEUTRAL		0-0-0		0-0-0		0-0-0			
<hr/>															
0-7-4		0-0-0		0-1-0		NON-CONFERENCE		0-3-0		0-0-2		0-3-2			
0-2-2		0-0-0		0-0-0		HOME		0-0-0		0-0-1		0-2-1			
0-5-2		0-0-0		0-0-		AWAY		0-3-0		0-0-1		0-1-1			
0-0-0		0-0-0		0-0-0		NEUTRAL		0-0-0		0-0-0		0-0-0			
<hr/>															
1-1-3		0-0-0		0-0-0		CONFERENCE		0-0-0		0-0-0		1-1-3			
1-0-1		0-0-0		0-0-0		HOME		0-0-0		0-0-0		1-0-1			
0-1-2		0-0-0		0-0-0		AWAY		0-0-0		0-0-0		0-1-2			
0-0-0		0-0-0		0-0-0		NEUTRAL		0-0-0		0-0-0		0-0-0			
<hr/>															
RPI	S	Opponent	Score	RPI	S	Opponent	Score	RPI	S	Opponent	Score	RPI	S	Opponent	Score
				50	A	Texas Tech	0 5	59	A	Missouri	0 3	118	A	TCU	1 1
								77	A	Nebraska	1 8	140	H	Ball St.	2 2
								98	A	Arizona St.	0 7	225	A	Northern Colo.	0 2
												235	H	Weber St.	1 1
												246	A	Sacramento St.	1 1
												250	A	Portland St.	1 1
												253	H	Drake	1 2
												256	H	UNI	2 3
												272	A	Air Force	0 0
												284	H	Evansville	0 0
												301	A	Southern Utah	1 3
												305	H	Idaho St.	3 2
<hr/>															
LAST 10 GAMES															
				272	A	Air Force	0 0	250	A	Portland St.	1 1				
				225	A	Northern Colo.	0 2	246	A	Sacramento St.	1 1				
				50	A	Texas Tech	0 5	235	H	Weber St.	1 1				
				118	A	TCU	1 1	305	H	Idaho St.	3 2				
				284	H	Evansville	0 0	140	H	Ball St.	2 2				

Non-Div. I Games: Embry-Riddle (AZ) 3 1

Northern Ariz.

Average RPI Win:		295	WON-LOST	WINNING	LAST 10	STRENGTH OF		OPP. STRENGTH	TEAM	ADJ		CONF.	ADJ CONF.
Average RPI Loss:		198	RECORD	PCT. RANK	GAMES	SCHEDULE		OF SCHEDULE	RPI	RPI		RPI	RPI
DIV. I ONLY			4-11-0	.26667	279	4-5-0		247	301	292		.37989	296
DIV. I NON-CONF.			1-8-0	.11111	303	1-2-0		237	265	305		.35286	306
TOTALS		RPI 1-25	RPI 26-50		W-L RECORDS		RPI 51-100		RPI 101-150		RPI 150+		
4-11-0		0-0-0	0-0-0		OVERALL		0-0-0		0-3-0		4-8-0		
3-4-0		0-0-0	0-0-0		HOME		0-0-0		0-0-0		3-4-0		
1-7-0		0-0-0	0-0-0		AWAY		0-0-0		0-2-0		1-4-0		
0-0-0		0-0-0	0-0-0		NEUTRAL		0-0-0		0-0-0		0-0-0		
1-8-0		0-0-0	0-0-0		NON-CONFERENCE		0-0-0		0-1-0		1-7-0		
1-3-0		0-0-0	0-0-0		HOME		0-0-0		0-0-0		1-3-0		
0-5-0		0-0-0	0-0-		AWAY		0-0-0		0-1-0		0-4-0		
0-0-0		0-0-0	0-0-0		NEUTRAL		0-0-0		0-0-0		0-0-0		
3-3-0		0-0-0	0-0-0		CONFERENCE		0-0-0		0-2-0		3-1-0		
2-1-0		0-0-0	0-0-0		HOME		0-0-0		0-0-0		2-1-0		
1-2-0		0-0-0	0-0-0		AWAY		0-0-0		0-2-0		1-0-0		
0-0-0		0-0-0	0-0-0		NEUTRAL		0-0-0		0-0-0		0-0-0		
RPI S	Opponent	Score	RPI S	Opponent	Score	RPI S	Opponent	Score	RPI S	Opponent	Score		
									120 A	East Tenn. St.	0	3	
									135 A	Radford	0	1	
									144 A	Campbell	1	2	
									172 A	Western Caro.	0	4	
									185 A	Davidson	1	8	
									201 H	Georgia St.	2	3	
									209 A	Appalachian St.	0	1	
									211 A	Wofford	0	5	
									217 H	Eastern Ky.	0	4	
									257 H	Charleston So.	5	0	
									281 H	Tennessee Tech	1	4	
									300 H	Coastal Caro.	0	1	
									302 H	Presbyterian	3	0	
									303 H	South Carolina St.	5	1	
									317 A	VMI	3	1	
LAST 10 GAMES													
						135 A	Radford	0	1	257 H	Charleston So.	5	0
						317 A	VMI	3	1	300 H	Coastal Caro.	0	1
						120 A	East Tenn. St.	0	3	144 A	Campbell	1	2
						303 H	South Carolina St.	5	1	302 H	Presbyterian	3	0
						201 H	Georgia St.	2	3	209 A	Appalachian St.	0	1

Non-Div. I Games:

UNC Asheville

Average RPI Win:	260	WON-LOST RECORD	WINNING PCT. RANK	LAST 10 GAMES	STRENGTH OF SCHEDULE	OPP. STRENGTH OF SCHEDULE	TEAM RPI	ADJ RPI	CONF. RPI	ADJ CONF. RPI					
Average RPI Loss:	182														
DIV. I ONLY	3-12-0	.2	299	2-8-0	226	269	297	.37501	297	23	23				
DIV. I NON-CONF.	3-8-0	.27273	266	2-4-0	244	250	286	.39096	286	21	22				
<hr/>															
TOTALS	RPI 1-25	RPI 26-50		W-L RECORDS	RPI 51-100		RPI 101-150		RPI 150+						
3-12-0	0-0-0	0-0-0		OVERALL	0-2-0		0-2-0		3-8-0						
1-5-0	0-0-0	0-0-0		HOME	0-2-0		0-1-0		1-2-0						
2-7-0	0-0-0	0-0-0		AWAY	0-0-0		0-1-0		2-6-0						
0-0-0	0-0-0	0-0-0		NEUTRAL	0-0-0		0-0-0		0-0-0						
3-8-0	0-0-0	0-0-0		NON-CONFERENCE	0-1-0		0-2-0		3-5-0						
1-3-0	0-0-0	0-0-0		HOME	0-1-0		0-1-0		1-1-0						
2-5-0	0-0-0	0-0-		AWAY	0-0-0		0-1-0		2-4-0						
0-0-0	0-0-0	0-0-0		NEUTRAL	0-0-0		0-0-0		0-0-0						
0-4-0	0-0-0	0-0-0		CONFERENCE	0-1-0		0-0-0		0-3-0						
0-2-0	0-0-0	0-0-0		HOME	0-1-0		0-0-0		0-1-0						
0-2-0	0-0-0	0-0-0		AWAY	0-0-0		0-0-0		0-2-0						
0-0-0	0-0-0	0-0-0		NEUTRAL	0-0-0		0-0-0		0-0-0						
RPI	S	Opponent	Score	RPI	S	Opponent	Score	RPI	S	Opponent	Score				
				54 H Central Mich.				0	2	139 A Purdue	0	4			
				71 H Missouri St.				0	1	140 H Ball St.	1	2			
										166 H Illinois St.	1	4			
										175 H Butler	0	1			
										184 A Miami (OH)	1	2			
										203 A Ohio	0	1			
										240 A SIU Edwardsville	3	2			
										249 A Murray St.	2	0			
										253 A Drake	1	2			
										256 A UNI	0	2			
										263 A Loyola Chicago	0	2			
										278 A IPFW	0	1			
										291 H IUPUI	2	1			
				<hr/>											
								LAST 10 GAMES							
				71 H Missouri St.				0	1	166 H Illinois St.				1	4
				184 A Miami (OH)				1	2	256 A UNI				0	2
				203 A Ohio				0	1	263 A Loyola Chicago				0	2
				139 A Purdue				0	4	253 A Drake				1	2
				249 A Murray St.				2	0	240 A SIU Edwardsville				3	2

Non-Div. I Games:

Indiana St.

Average RPI Win:	308	WON-LOST RECORD	WINNING PCT. RANK	LAST 10 GAMES	STRENGTH OF SCHEDULE	OPP. STRENGTH OF SCHEDULE	TEAM RPI	ADJ RPI	CONF. RPI	ADJ CONF. RPI		
DIV. I ONLY		5-8-1	.39286	223	5-5-0	312	318	300	.36997	298	21	21
DIV. I NON-CONF.		5-3-1	.61111	106	5-0-0	317	319	275	.40763	275	26	26
<hr/>												
TOTALS	RPI 1-25	RPI 26-50		W-L RECORDS		RPI 51-100		RPI 101-150		RPI 150+		
5-8-1	0-0-0	0-0-0		OVERALL		0-0-0		0-1-0		5-7-1		
4-2-1	0-0-0	0-0-0		HOME		0-0-0		0-0-0		4-2-1		
1-5-0	0-0-0	0-0-0		AWAY		0-0-0		0-0-0		1-5-0		
0-1-0	0-0-0	0-0-0		NEUTRAL		0-0-0		0-1-0		0-0-0		
5-3-1	0-0-0	0-0-0		NON-CONFERENCE		0-0-0		0-1-0		5-2-1		
4-0-1	0-0-0	0-0-0		HOME		0-0-0		0-0-0		4-0-1		
1-2-0	0-0-0	0-0-		AWAY		0-0-0		0-0-0		1-2-0		
0-1-0	0-0-0	0-0-0		NEUTRAL		0-0-0		0-1-0		0-0-0		
0-5-0	0-0-0	0-0-0		CONFERENCE		0-0-0		0-0-0		0-5-0		
0-2-0	0-0-0	0-0-0		HOME		0-0-0		0-0-0		0-2-0		
0-3-0	0-0-0	0-0-0		AWAY		0-0-0		0-0-0		0-3-0		
0-0-0	0-0-0	0-0-0		NEUTRAL		0-0-0		0-0-0		0-0-0		
RPI	S	Opponent	Score	RPI	S	Opponent	Score	RPI	S	Opponent	Score	
								150	N	South Ala.	0 3	
								199	H	Lamar	0 1	
								212	H	McNeese St.	0 2	
								241	A	Troy	0 1	
								245	A	Southeastern La.	2 5	
								259	A	Northwestern St.	0 2	
								268	H	La.-Lafayette	2 1	
								274	H	La.-Monroe	1 1	
								280	A	Central Ark.	1 2	
								294	A	Lipscomb	1 3	
								310	H	Mississippi Val.	3 1	
								319	H	Southern U.	3 1	
								320	A	Grambling	1 0	
								321	H	Prairie View	4 0	
<hr/>												
LAST 10 GAMES												
				280	A	Central Ark.	1 2	245	A	Southeastern La.	2 5	
				319	H	Southern U.	3 1	199	H	Lamar	0 1	
				320	A	Grambling	1 0	212	H	McNeese St.	0 2	
				268	H	La.-Lafayette	2 1	259	A	Northwestern St.	0 2	
				310	H	Mississippi Val.	3 1	321	H	Prairie View	4 0	

Non-Div. I Games: Spring Hill 5 0

Nicholls St.

Average RPI Win:	318	WON-LOST	WINNING	LAST 10	STRENGTH OF	OPP. STRENGTH	TEAM	ADJ	CONF.	ADJ CONF.				
Average RPI Loss:	155	RECORD	PCT. RANK	GAMES	SCHEDULE	OF SCHEDULE	RPI	RPI	RPI	RPI				
DIV. I ONLY		4-7-1	.375	234	4-5-1	316	272	304	.3691	299	32	32		
DIV. I NON-CONF.		0-7-0	0	313	0-5-0	172	127	304	.36274	304	32	32		
<hr/>														
TOTALS	RPI 1-25	RPI 26-50		W-L RECORDS		RPI 51-100		RPI 101-150		RPI 150+				
4-7-1	0-1-0	0-1-0		OVERALL		0-0-0		0-2-0		4-3-1				
2-3-0	0-0-0	0-0-0		HOME		0-0-0		0-1-0		2-2-0				
2-4-1	0-1-0	0-1-0		AWAY		0-0-0		0-1-0		2-1-1				
0-0-0	0-0-0	0-0-0		NEUTRAL		0-0-0		0-0-0		0-0-0				
<hr/>														
0-7-0	0-1-0	0-1-0		NON-CONFERENCE		0-0-0		0-2-0		0-3-0				
0-3-0	0-0-0	0-0-0		HOME		0-0-0		0-1-0		0-2-0				
0-4-0	0-1-0	0-0-		AWAY		0-0-0		0-1-0		0-1-0				
0-0-0	0-0-0	0-0-0		NEUTRAL		0-0-0		0-0-0		0-0-0				
<hr/>														
4-0-1	0-0-0	0-0-0		CONFERENCE		0-0-0		0-0-0		4-0-1				
2-0-0	0-0-0	0-0-0		HOME		0-0-0		0-0-0		2-0-0				
2-0-1	0-0-0	0-0-0		AWAY		0-0-0		0-0-0		2-0-1				
0-0-0	0-0-0	0-0-0		NEUTRAL		0-0-0		0-0-0		0-0-0				
<hr/>														
RPI	S	Opponent	Score		RPI	S	Opponent	Score		RPI	S	Opponent	Score	
16	A	Baylor	0	5	45	A	Stephen F. Austin	0	11	130	A	Ole Miss	0	8
										145	H	Mississippi St.	0	1
										189	H	Louisiana Tech	0	1
										259	H	Northwestern St.	0	2
										304	A	Jacksonville St.	0	1
										314	H	Texas Southern	3	1
										316	A	Alabama A&M	2	0
										319	A	Southern U.	1	0
										321	H	Prairie View	2	1
										322	A	Alabama St.	1	1
										<hr/>				
LAST 10 GAMES														
314 H Texas Southern					3	1	16 A Baylor					0	5	
321 H Prairie View					2	1	319 A Southern U.					1	0	
45 A Stephen F. Austin					0	11	322 A Alabama St.					1	1	
304 A Jacksonville St.					0	1	316 A Alabama A&M					2	0	
189 H Louisiana Tech					0	1	259 H Northwestern St.					0	2	

Non-Div. I Games:

Jackson St.

Average RPI Win: 307		WON-LOST	WINNING	LAST 10	STRENGTH OF		OPP. STRENGTH	TEAM	ADJ		CONF.	ADJ CONF.		
Average RPI Loss: 175		RECORD	PCT. RANK	GAMES	SCHEDULE		OF SCHEDULE	RPI	RPI		RPI	RPI		
DIV. I ONLY		2-11-1	.17857	306	2-7-0		216	280	299		.36853	300	29	29
DIV. I NON-CONF.		0-7-1	.0625	309	0-3-0		116	240	290		.3805	292	30	29
TOTALS		RPI 1-25	RPI 26-50		W-L RECORDS		RPI 51-100		RPI 101-150		RPI 150+			
2-11-1		0-1-0	0-0-0		OVERALL		0-0-0		0-2-0		2-8-1			
1-1-1		0-0-0	0-0-0		HOME		0-0-0		0-1-0		1-0-1			
1-5-0		0-1-0	0-0-0		AWAY		0-0-0		0-0-0		1-4-0			
0-5-0		0-0-0	0-0-0		NEUTRAL		0-0-0		0-1-0		0-4-0			
0-7-1		0-1-0	0-0-0		NON-CONFERENCE		0-0-0		0-1-0		0-5-1			
0-0-1		0-0-0	0-0-0		HOME		0-0-0		0-0-0		0-0-1			
0-2-0		0-1-0	0-0-		AWAY		0-0-0		0-0-0		0-1-0			
0-5-0		0-0-0	0-0-0		NEUTRAL		0-0-0		0-1-0		0-4-0			
2-4-0		0-0-0	0-0-0		CONFERENCE		0-0-0		0-1-0		2-3-0			
1-1-0		0-0-0	0-0-0		HOME		0-0-0		0-1-0		1-0-0			
1-3-0		0-0-0	0-0-0		AWAY		0-0-0		0-0-0		1-3-0			
0-0-0		0-0-0	0-0-0		NEUTRAL		0-0-0		0-0-0		0-0-0			
RPI	S	Opponent	Score		RPI	S	Opponent	Score		RPI	S	Opponent	Score	
25	A	Tennessee	0 4							132	N	Jacksonville	1	2
										135	H	Radford	0	2
										155	N	Old Dominion	0	2
										160	N	Brown	1	3
										179	N	Cincinnati	0	4
										194	A	Liberty	0	1
										200	A	North Florida	0	5
										214	A	High Point	1	4
										227	N	Valparaiso	0	1
										260	H	Ga. Southern	1	1
										296	A	UNC Asheville	1	0
										302	A	Presbyterian	1	2
										317	H	VMI	3	0
LAST 10 GAMES														
		214 A High Point	1	4			302 A Presbyterian	1	2					
		194 A Liberty	0	1			296 A UNC Asheville	1	0					
		25 A Tennessee	0	4			317 H VMI	3	0					
		179 N Cincinnati	0	4			135 H Radford	0	2					
		155 N Old Dominion	0	2			160 N Brown	1	3					

Non-Div. I Games: Florida Tech 0 1

Coastal Caro.

Average RPI Win:	276	WON-LOST RECORD	WINNING PCT. RANK	LAST 10 GAMES	STRENGTH OF SCHEDULE	OPP. STRENGTH OF SCHEDULE	TEAM RPI	ADJ RPI	CONF. RPI	ADJ CONF. RPI	
Average RPI Loss:	199										
DIV. I ONLY	2-9-3	.25	285	0-7-2	284	268	302	.36751	301	28	28
DIV. I NON-CONF.	2-4-3	.38889	209	0-2-2	297	267	283	.39851	282	27	27
<hr/>											
TOTALS	RPI 1-25	RPI 26-50		W-L RECORDS	RPI 51-100		RPI 101-150		RPI 150+		
2-9-3	0-0-0	0-0-0		OVERALL	0-1-0		0-2-0		2-6-3		
1-3-1	0-0-0	0-0-0		HOME	0-0-0		0-0-0		1-3-1		
0-6-1	0-0-0	0-0-0		AWAY	0-1-0		0-2-0		0-3-1		
1-0-1	0-0-0	0-0-0		NEUTRAL	0-0-0		0-0-0		1-0-1		
<hr/>											
2-4-3	0-0-0	0-0-0		NON-CONFERENCE	0-1-0		0-0-0		2-3-3		
1-1-1	0-0-0	0-0-0		HOME	0-0-0		0-0-0		1-1-1		
0-3-1	0-0-0	0-0-		AWAY	0-1-0		0-0-0		0-2-1		
1-0-1	0-0-0	0-0-0		NEUTRAL	0-0-0		0-0-0		1-0-1		
<hr/>											
0-5-0	0-0-0	0-0-0		CONFERENCE	0-0-0		0-2-0		0-3-0		
0-2-0	0-0-0	0-0-0		HOME	0-0-0		0-0-0		0-2-0		
0-3-0	0-0-0	0-0-0		AWAY	0-0-0		0-2-0		0-1-0		
0-0-0	0-0-0	0-0-0		NEUTRAL	0-0-0		0-0-0		0-0-0		
<hr/>											
RPI S	Opponent	Score	RPI S	Opponent	Score	RPI S	Opponent	Score	RPI S	Opponent	Score
						64 A	Tulsa	0 2	122 A	North Dakota St.	1 3
						148 A	Oral Roberts	0 4			
						167 A	UC Riverside	0 2			
						183 A	Utah Valley	3 3			
						187 A	South Dakota St.	0 2			
						236 H	Western Ill.	2 3			
						253 N	Drake	1 1			
						256 N	UNI	2 1			
						266 H	Montana	4 4			
						267 A	CSU Bakersfield	0 3			
						291 H	IUPUI	0 2			
						295 H	Northern Ariz.	3 1			
						305 H	Idaho St.	0 2			
						<hr/>					
LAST 10 GAMES											
122 A North Dakota St.			1 3	291 H IUPUI			0 2				
266 H Montana			4 4	236 H Western Ill.			2 3				
64 A Tulsa			0 2	183 A Utah Valley			3 3				
148 A Oral Roberts			0 4	187 A South Dakota St.			0 2				
167 A UC Riverside			0 2	267 A CSU Bakersfield			0 3				

Non-Div. I Games:

Southern Utah

Average RPI Win:	300	WON-LOST	WINNING	LAST 10	STRENGTH OF	OPP. STRENGTH	TEAM	ADJ	CONF.	ADJ CONF.		
Average RPI Loss:	208	RECORD	PCT. RANK	GAMES	SCHEDULE	OF SCHEDULE	RPI	RPI	RPI	RPI		
DIV. I ONLY	3-10-2	.26667	279	3-5-2	270	309	301	.36677	302	29	29	
DIV. I NON-CONF.	2-7-0	.22222	281	2-2-0	264	299	301	.36465	303	30	29	
<hr/>												
TOTALS	RPI 1-25	RPI 26-50		W-L RECORDS		RPI 51-100		RPI 101-150		RPI 150+		
3-10-2	0-0-0	0-0-0		OVERALL		0-0-0		0-3-1		3-7-1		
2-5-1	0-0-0	0-0-0		HOME		0-0-0		0-1-1		2-4-0		
1-4-1	0-0-0	0-0-0		AWAY		0-0-0		0-2-0		1-2-1		
0-1-0	0-0-0	0-0-0		NEUTRAL		0-0-0		0-0-0		0-1-0		
<hr/>												
2-7-0	0-0-0	0-0-0		NON-CONFERENCE		0-0-0		0-2-0		2-5-0		
1-4-0	0-0-0	0-0-0		HOME		0-0-0		0-1-0		1-3-0		
1-2-0	0-0-0	0-0-		AWAY		0-0-0		0-1-0		1-1-0		
0-1-0	0-0-0	0-0-0		NEUTRAL		0-0-0		0-0-0		0-1-0		
<hr/>												
1-3-2	0-0-0	0-0-0		CONFERENCE		0-0-0		0-1-1		1-2-1		
1-1-1	0-0-0	0-0-0		HOME		0-0-0		0-0-1		1-1-0		
0-2-1	0-0-0	0-0-0		AWAY		0-0-0		0-1-0		0-1-1		
0-0-0	0-0-0	0-0-0		NEUTRAL		0-0-0		0-0-0		0-0-0		
<hr/>												
RPI	S	Opponent	Score	RPI	S	Opponent	Score	RPI	S	Opponent	Score	
								128	H	Clemson	0	8
								135	A	Radford	0	2
								144	H	Campbell	2	2
								150	A	South Ala.	0	1
								171	A	Furman	0	3
								198	H	Mercer	0	4
								211	H	Wofford	0	4
								241	N	Troy	1	3
								257	H	Charleston So.	0	2
								285	A	Citadel	1	0
								290	H	Francis Marion	2	3
								296	A	UNC Asheville	0	3
								300	H	Coastal Caro.	2	1
								315	H	S.C. Upstate	2	0
								317	A	VMI	1	1
<hr/>												
LAST 10 GAMES												
317	A	VMI	1	1	300	H	Coastal Caro.	2	1			
135	A	Radford	0	2	257	H	Charleston So.	0	2			
285	A	Citadel	1	0	144	H	Campbell	2	2			
315	H	S.C. Upstate	2	0	296	A	UNC Asheville	0	3			
198	H	Mercer	0	4	241	N	Troy	1	3			

Non-Div. I Games:

Presbyterian

[illegible]

Non-Div. I Games:

South Carolina St.

Average RPI Win:	270	WON-LOST RECORD	WINNING PCT. RANK	LAST 10 GAMES	STRENGTH OF SCHEDULE	OPP. STRENGTH OF SCHEDULE	TEAM RPI	ADJ RPI	CONF. RPI	ADJ CONF. RPI		
DIV. I ONLY		2-11-4	.23529	292	2-4-4	241	305	298	.36651	304	25	25
DIV. I NON-CONF.		1-9-0	.1	305	1-2-0	195	311	307	.35032	309	24	24
<hr/>												
TOTALS	RPI 1-25	RPI 26-50		W-L RECORDS		RPI 51-100		RPI 101-150		RPI 150+		
2-11-4	0-0-0	0-0-0		OVERALL		0-0-0		0-2-0		2-9-4		
1-3-4	0-0-0	0-0-0		HOME		0-0-0		0-0-0		1-3-4		
1-7-0	0-0-0	0-0-0		AWAY		0-0-0		0-2-0		1-5-0		
0-1-0	0-0-0	0-0-0		NEUTRAL		0-0-0		0-0-0		0-1-0		
<hr/>												
1-9-0	0-0-0	0-0-0		NON-CONFERENCE		0-0-0		0-2-0		1-7-0		
1-2-0	0-0-0	0-0-0		HOME		0-0-0		0-0-0		1-2-0		
0-6-0	0-0-0	0-0-		AWAY		0-0-0		0-2-0		0-4-0		
0-1-0	0-0-0	0-0-0		NEUTRAL		0-0-0		0-0-0		0-1-0		
<hr/>												
1-2-4	0-0-0	0-0-0		CONFERENCE		0-0-0		0-0-0		1-2-4		
0-1-4	0-0-0	0-0-0		HOME		0-0-0		0-0-0		0-1-4		
1-1-0	0-0-0	0-0-0		AWAY		0-0-0		0-0-0		1-1-0		
0-0-0	0-0-0	0-0-0		NEUTRAL		0-0-0		0-0-0		0-0-0		
<hr/>												
RPI	S	Opponent	Score	RPI	S	Opponent	Score	RPI	S	Opponent	Score	
								126	A	Middle Tenn.	0	1
								150	A	South Ala.	0	2
								189	H	Louisiana Tech	0	1
								198	A	Mercer	0	2
								217	H	Eastern Ky.	1	1
								219	H	New Mexico St.	1	2
								220	H	Austin Peay	1	1
								229	H	Morehead St.	0	0
								240	A	SIU Edwardsville	1	0
								241	A	Troy	2	3
								249	H	Murray St.	0	0
								261	N	Chattanooga	0	1
								262	A	Eastern Ill.	0	2
								271	A	Southern Miss.	0	2
								279	A	Gardner-Webb	1	3
								281	H	Tennessee Tech	1	2
								299	H	Jackson St.	1	0
<hr/>												
LAST 10 GAMES												

Non-Div. I Games:

Jacksonville St.

Average RPI Win: 297		WON-LOST RECORD		WINNING PCT. RANK		LAST 10 GAMES		STRENGTH OF SCHEDULE		OPP. STRENGTH OF SCHEDULE		TEAM RPI		ADJ RPI		CONF. RPI		ADJ CONF. RPI	
DIV. I ONLY		3-10-1		.25 285		1-7-1		301		247		305		.36176 305		30		30	
DIV. I NON-CONF.		2-6-1		.27778 261		0-3-1		213		222		273		.41173 271		29		30	
TOTALS		RPI 1-25		RPI 26-50		W-L RECORDS		RPI 51-100		RPI 101-150		RPI 150+							
3-10-1		0-0-0		0-1-0		OVERALL		0-1-0		0-1-0		3-7-1							
2-4-1		0-0-0		0-1-0		HOME		0-0-0		0-0-0		2-3-1							
1-5-0		0-0-0		0-0-0		AWAY		0-1-0		0-1-0		1-3-0							
0-1-0		0-0-0		0-0-0		NEUTRAL		0-0-0		0-0-0		0-1-0							
2-6-1		0-0-0		0-1-0		NON-CONFERENCE		0-1-0		0-1-0		2-3-1							
1-2-1		0-0-0		0-1-0		HOME		0-0-0		0-0-0		1-1-1							
1-3-0		0-0-0		0-0-		AWAY		0-1-0		0-1-0		1-1-0							
0-1-0		0-0-0		0-0-0		NEUTRAL		0-0-0		0-0-0		0-1-0							
1-4-0		0-0-0		0-0-0		CONFERENCE		0-0-0		0-0-0		1-4-0							
1-2-0		0-0-0		0-0-0		HOME		0-0-0		0-0-0		1-2-0							
0-2-0		0-0-0		0-0-0		AWAY		0-0-0		0-0-0		0-2-0							
0-0-0		0-0-0		0-0-0		NEUTRAL		0-0-0		0-0-0		0-0-0							
RPI	S	Opponent		Score		RPI	S	Opponent		Score		RPI	S	Opponent		Score			
						46	H	BYU		1 3		69	A	Utah St.		1 6			
												125	A	Utah		1 3			
												183	H	Utah Valley		1 5			
												213	A	Idaho		1 4			
												219	H	New Mexico St.		1 1			
												225	A	Northern Colo.		1 3			
												235	H	Weber St.		0 1			
												255	N	Boise St.		0 2			
												266	H	Montana		1 2			
												277	H	Nevada		2 1			
												295	A	Northern Ariz.		2 3			
												301	A	Southern Utah		2 0			
												312	H	Eastern Wash.		2 1			
LAST 10 GAMES																			
						235	H	Weber St.		0 1		266	H	Montana		1 2			
						183	H	Utah Valley		1 5		312	H	Eastern Wash.		2 1			
						125	A	Utah		1 3		225	A	Northern Colo.		1 3			
						219	H	New Mexico St.		1 1		295	A	Northern Ariz.		2 3			
						69	A	Utah St.		1 6		255	N	Boise St.		0 2			

Non-Div. I Games: Northwest Nazarene 4 1

Idaho St.

Average RPI Win: 313		WON-LOST RECORD		WINNING PCT. RANK		LAST 10 GAMES		STRENGTH OF SCHEDULE		OPP. STRENGTH OF SCHEDULE		TEAM RPI		ADJ RPI		CONF. RPI		ADJ CONF. RPI	
DIV. I ONLY		2-12-0		.14286 313		2-8-0		222		299		306		.35821 306		31		31	
DIV. I NON-CONF.		1-11-0		.08333 307		1-7-0		147		285		293		.36868 298		31		31	
TOTALS		RPI 1-25		RPI 26-50		W-L RECORDS		RPI 51-100		RPI 101-150		RPI 150+							
2-12-0		0-0-0		0-0-0		OVERALL		0-2-0		0-3-0		2-7-0							
2-5-0		0-0-0		0-0-0		HOME		0-0-0		0-3-0		2-2-0							
0-6-0		0-0-0		0-0-0		AWAY		0-2-0		0-0-0		0-4-0							
0-1-0		0-0-0		0-0-0		NEUTRAL		0-0-0		0-0-0		0-1-0							
1-11-0		0-0-0		0-0-0		NON-CONFERENCE		0-2-0		0-3-0		1-6-0							
1-5-0		0-0-0		0-0-0		HOME		0-0-0		0-3-0		1-2-0							
0-6-0		0-0-0		0-0-		AWAY		0-2-0		0-0-0		0-4-0							
0-0-0		0-0-0		0-0-0		NEUTRAL		0-0-0		0-0-0		0-0-0							
1-1-0		0-0-0		0-0-0		CONFERENCE		0-0-0		0-0-0		1-1-0							
1-0-0		0-0-0		0-0-0		HOME		0-0-0		0-0-0		1-0-0							
0-0-0		0-0-0		0-0-0		AWAY		0-0-0		0-0-0		0-0-0							
0-1-0		0-0-0		0-0-0		NEUTRAL		0-0-0		0-0-0		0-1-0							
RPI	S	Opponent		Score	RPI	S	Opponent		Score	RPI	S	Opponent		Score					

Non-Div. I Games:

NJIT

Average RPI Win:	253	WON-LOST RECORD	WINNING PCT. RANK	LAST 10 GAMES	STRENGTH OF SCHEDULE	OPP. STRENGTH OF SCHEDULE	TEAM RPI	ADJ RPI	CONF. RPI	ADJ CONF. RPI				
Average RPI Loss:	240													
DIV. I ONLY	4-9-2	.33333	250	3-6-1	314	237	307	.35422	307	26	26			
DIV. I NON-CONF.	1-7-2	.2	289	0-4-1	318	226	321	.30891	322	25	25			
<hr/>														
TOTALS	RPI 1-25	RPI 26-50		W-L RECORDS		RPI 51-100		RPI 101-150		RPI 150+				
4-9-2	0-0-0	0-0-0		OVERALL		0-0-0		0-1-1		4-8-1				
2-4-1	0-0-0	0-0-0		HOME		0-0-0		0-1-1		2-3-0				
2-5-1	0-0-0	0-0-0		AWAY		0-0-0		0-0-0		2-5-1				
0-0-0	0-0-0	0-0-0		NEUTRAL		0-0-0		0-0-0		0-0-0				
<hr/>														
1-7-2	0-0-0	0-0-0		NON-CONFERENCE		0-0-0		0-0-1		1-7-1				
1-3-1	0-0-0	0-0-0		HOME		0-0-0		0-0-1		1-3-0				
0-4-1	0-0-0	0-0-		AWAY		0-0-0		0-0-0		0-4-1				
0-0-0	0-0-0	0-0-0		NEUTRAL		0-0-0		0-0-0		0-0-0				
<hr/>														
3-2-0	0-0-0	0-0-0		CONFERENCE		0-0-0		0-1-0		3-1-0				
1-1-0	0-0-0	0-0-0		HOME		0-0-0		0-1-0		1-0-0				
2-1-0	0-0-0	0-0-0		AWAY		0-0-0		0-0-0		2-1-0				
0-0-0	0-0-0	0-0-0		NEUTRAL		0-0-0		0-0-0		0-0-0				
<hr/>														
RPI S	Opponent	Score	RPI S	Opponent	Score	RPI S	Opponent	Score	RPI S	Opponent	Score			
									115 H	Seton Hall	0 0			
									131 H	Marist	1 4			
									188 A	Fairfield	1 0			
									228 H	Siena	2 1			
									231 A	Columbia	1 2			
									233 H	Albany (NY)	0 1			
									238 A	Vermont	0 1			
									243 A	Rhode Island	0 5			
									247 H	Temple	0 1			
									254 A	Stony Brook	1 2			
									265 A	Maine	1 1			
									275 H	Mt. St. Mary's	1 2			
									289 A	Manhattan	2 1			
									306 H	NJIT	3 1			
									308 A	Saint Peter's	0 2			
<hr/>														
			LAST 10 GAMES											
			131 H Marist			1 4			289 A Manhattan			2 1		
			275 H Mt. St. Mary's			1 2			308 A Saint Peter's			0 2		
			243 A Rhode Island			0 5			188 A Fairfield			1 0		
			231 A Columbia			1 2			228 H Siena			2 1		
			115 H Seton Hall			0 0			233 H Albany (NY)			0 1		

Non-Div. I Games:

Iona

Average RPI Win:	291	WON-LOST	WINNING	LAST 10	STRENGTH OF	OPP. STRENGTH	TEAM	ADJ	CONF.	ADJ CONF.			
Average RPI Loss:	198	RECORD	PCT. RANK	GAMES	SCHEDULE	OF SCHEDULE	RPI	RPI	RPI	RPI			
DIV. I ONLY	2-12-1	.16667	310	2-7-0	249	303	308	.35414	308	26	26		
DIV. I NON-CONF.	1-7-1	.16667	296	1-2-0	255	295	306	.35679	305	25	25		
<hr/>													
TOTALS	RPI 1-25	RPI 26-50		W-L RECORDS		RPI 51-100		RPI 101-150		RPI 150+			
2-12-1	0-0-0	0-0-0		OVERALL		0-1-0		0-3-0		2-8-1			
1-8-1	0-0-0	0-0-0		HOME		0-1-0		0-2-0		1-5-1			
1-4-0	0-0-0	0-0-0		AWAY		0-0-0		0-1-0		1-3-0			
0-0-0	0-0-0	0-0-0		NEUTRAL		0-0-0		0-0-0		0-0-0			
1-7-1	0-0-0	0-0-0		NON-CONFERENCE		0-1-0		0-2-0		1-4-1			
0-5-1	0-0-0	0-0-0		HOME		0-1-0		0-2-0		0-2-1			
1-2-0	0-0-0	0-0-		AWAY		0-0-0		0-0-0		1-2-0			
0-0-0	0-0-0	0-0-0		NEUTRAL		0-0-0		0-0-0		0-0-0			
1-5-0	0-0-0	0-0-0		CONFERENCE		0-0-0		0-1-0		1-4-0			
1-3-0	0-0-0	0-0-0		HOME		0-0-0		0-0-0		1-3-0			
0-2-0	0-0-0	0-0-0		AWAY		0-0-0		0-1-0		0-1-0			
0-0-0	0-0-0	0-0-0		NEUTRAL		0-0-0		0-0-0		0-0-0			
RPI	S	Opponent	Score	RPI	S	Opponent	Score	RPI	S	Opponent	Score		
						100 H	Monmouth	1	3	123 H	Lafayette	0	1
										127 H	Saint Francis (PA)	0	2
										131 A	Marist	0	4
										188 H	Fairfield	1	3
										202 H	Wagner	0	1
										215 H	Canisius	0	1
										221 H	Robert Morris	0	1
										228 A	Siena	1	2
										248 H	Niagara	2	4
										275 A	Mt. St. Mary's	1	0
										283 A	Fairleigh Dickinson	0	1
										306 A	NJIT	1	2
										307 H	Iona	2	0
										318 H	Delaware St.	0	0
<hr/>													
LAST 10 GAMES													
						215 H	Canisius	0	1	188 H	Fairfield	1	3
						248 H	Niagara	2	4	307 H	Iona	2	0
						306 A	NJIT	1	2	228 A	Siena	1	2
						275 A	Mt. St. Mary's	1	0	131 A	Marist	0	4
						283 A	Fairleigh Dickinson	0	1	100 H	Monmouth	1	3

Non-Div. I Games:

Saint Peter's

UMBC				Through Games Of Oct. 16, 2011							
Average RPI Win:	0	WON-LOST RECORD	WINNING PCT. RANK	LAST 10 GAMES	STRENGTH OF SCHEDULE	OPP. STRENGTH OF SCHEDULE	TEAM RPI	ADJ RPI	CONF. RPI	ADJ CONF. RPI	
Average RPI Loss:	197										
DIV. I ONLY		0-13-2	.06667 319	0-8-2	194	287	309	.34447 309	24	24	
DIV. I NON-CONF.		0-8-1	.05556 311	0-3-1	233	286	314	.33618 314	23	23	
<hr/>											
TOTALS		RPI 1-25	RPI 26-50		W-L RECORDS		RPI 51-100		RPI 101-150		RPI 150+
0-13-2		0-0-0	0-1-0		OVERALL		0-2-0		0-1-1		0-9-1
0-6-2		0-0-0	0-0-0		HOME		0-1-0		0-1-1		0-4-1
0-7-0		0-0-0	0-1-0		AWAY		0-1-0		0-0-0		0-5-0
0-0-0		0-0-0	0-0-0		NEUTRAL		0-0-0		0-0-0		0-0-0
0-8-1		0-0-0	0-0-0		NON-CONFERENCE		0-1-0		0-1-1		0-6-0
0-4-1		0-0-0	0-0-0		HOME		0-0-0		0-1-1		0-3-0
0-4-0		0-0-0	0-0-		AWAY		0-1-0		0-0-0		0-3-0
0-0-0		0-0-0	0-0-0		NEUTRAL		0-0-0		0-0-0		0-0-0
0-5-1		0-0-0	0-1-0		CONFERENCE		0-1-0		0-0-0		0-3-1
0-2-1		0-0-0	0-0-0		HOME		0-1-0		0-0-0		0-1-1
0-3-0		0-0-0	0-1-0		AWAY		0-0-0		0-0-0		0-2-0
0-0-0		0-0-0	0-0-0		NEUTRAL		0-0-0		0-0-0		0-0-0
RPI	S	Opponent	Score	RPI	S	Opponent	Score	RPI	S	Opponent	Score
				44	A	Boston U.	0 8	74	A	Penn	0 3
								90	H	Hartford	0 3
							</				

Non-Div. I Games:

UMBC

Average RPI Win:	319	WON-LOST	WINNING	LAST 10	STRENGTH OF	OPP. STRENGTH	TEAM	ADJ	CONF.	ADJ CONF.									
Average RPI Loss:	266	RECORD	PCT. RANK	GAMES	SCHEDULE	OF SCHEDULE	RPI	RPI	RPI	RPI									
DIV. I ONLY	5-6-2	.46154	187	5-4-1	322	316	311	.33837	310	32	32								
DIV. I NON-CONF.	0-5-2	.14286	300	0-3-1	307	312	322	.31011	321	32	32								
<hr/>																			
TOTALS	RPI 1-25	RPI 26-50		W-L RECORDS		RPI 51-100		RPI 101-150		RPI 150+									
5-6-2	0-0-0	0-0-0		OVERALL		0-0-0		0-0-0		5-6-2									
3-4-1	0-0-0	0-0-0		HOME		0-0-0		0-0-0		3-4-1									
2-2-1	0-0-0	0-0-0		AWAY		0-0-0		0-0-0		2-2-1									
0-0-0	0-0-0	0-0-0		NEUTRAL		0-0-0		0-0-0		0-0-0									
<hr/>																			
0-5-2	0-0-0	0-0-0		NON-CONFERENCE		0-0-0		0-0-0		0-5-2									
0-3-1	0-0-0	0-0-0		HOME		0-0-0		0-0-0		0-3-1									
0-2-1	0-0-0	0-0-		AWAY		0-0-0		0-0-0		0-2-1									
0-0-0	0-0-0	0-0-0		NEUTRAL		0-0-0		0-0-0		0-0-0									
<hr/>																			
5-1-0	0-0-0	0-0-0		CONFERENCE		0-0-0		0-0-0		5-1-0									
3-1-0	0-0-0	0-0-0		HOME		0-0-0		0-0-0		3-1-0									
2-0-0	0-0-0	0-0-0		AWAY		0-0-0		0-0-0		2-0-0									
0-0-0	0-0-0	0-0-0		NEUTRAL		0-0-0		0-0-0		0-0-0									
<hr/>																			
RPI	S	Opponent	Score	RPI	S	Opponent	Score	RPI	S	Opponent	Score								
								236	H	Western Ill.	0	3							
								245	H	Southeastern La.	0	4							
								268	H	La.-Lafayette	0	3							
								273	H	Ark.-Pine Bluff	0	1							
								274	A	La.-Monroe	1	2							
								280	A	Central Ark.	0	0							
								298	A	Nicholls St.	1	3							
								303	H	South Carolina St.	0	0							
								314	A	Texas Southern	3	2							
								316	H	Alabama A&M	2	1							
								320	H	Grambling	2	1							
								321	A	Prairie View	1	0							
								322	H	Alabama St.	2	0							
								<hr/>											
								LAST 10 GAMES											
322 H Alabama St.				2	0	314 A Texas Southern				3	2								
316 H Alabama A&M				2	1	321 A Prairie View				1	0								
280 A Central Ark.				0	0	273 H Ark.-Pine Bluff				0	1								
274 A La.-Monroe				1	2	320 H Grambling				2	1								
298 A Nicholls St.				1	3	245 H Southeastern La.				0	4								

Non-Div. I Games:

Mississippi Val.

Average RPI Win:	236	WON-LOST RECORD	WINNING PCT. RANK	LAST 10 GAMES	STRENGTH OF SCHEDULE	OPP. STRENGTH OF SCHEDULE	TEAM RPI	ADJ RPI	CONF. RPI	ADJ CONF. RPI	
Average RPI Loss:	209										
DIV. I ONLY	1-10-3	.17857	306	1-7-1	303	274	310	.33617	311	28	28
DIV. I NON-CONF.	0-7-2	.11111	303	0-4-0	260	276	312	.34151	312	27	27
<hr/>											
TOTALS	RPI 1-25	RPI 26-50		W-L RECORDS	RPI 51-100		RPI 101-150		RPI 150+		
1-10-3	0-0-0	0-0-0		OVERALL	0-1-0		0-1-0		1-8-3		
1-1-3	0-0-0	0-0-0		HOME	0-0-0		0-0-0		1-1-3		
0-8-0	0-0-0	0-0-0		AWAY	0-1-0		0-1-0		0-6-0		
0-1-0	0-0-0	0-0-0		NEUTRAL	0-0-0		0-0-0		0-1-0		
<hr/>											
0-7-2	0-0-0	0-0-0		NON-CONFERENCE	0-1-0		0-1-0		0-5-2		
0-1-2	0-0-0	0-0-0		HOME	0-0-0		0-0-0		0-1-2		
0-5-0	0-0-0	0-0-		AWAY	0-1-0		0-1-0		0-3-0		
0-1-0	0-0-0	0-0-0		NEUTRAL	0-0-0		0-0-0		0-1-0		
<hr/>											
1-3-1	0-0-0	0-0-0		CONFERENCE	0-0-0		0-0-0		1-3-1		
1-0-1	0-0-0	0-0-0		HOME	0-0-0		0-0-0		1-0-1		
0-3-0	0-0-0	0-0-0		AWAY	0-0-0		0-0-0		0-3-0		
0-0-0	0-0-0	0-0-0		NEUTRAL	0-0-0		0-0-0		0-0-0		
<hr/>											
RPI S	Opponent	Score	RPI S	Opponent	Score	RPI S	Opponent	Score	RPI S	Opponent	Score
						51 A	Iowa	0 5	111 A	Creighton	0 1
						158 A	Wyoming	1 3			
						206 A	UMKC	1 2			
						225 A	Northern Colo.	2 4			
						234 A	Oakland	1 4			
						236 H	Western Ill.	2 1			
						255 N	Boise St.	0 1			
						269 H	Green Bay	0 0			
						278 A	IPFW	0 2			
						287 A	North Dakota	2 3			
						287 H	North Dakota	0 0			
						288 H	Neb. Omaha	2 3			
						291 H	IUPUI	2 2			
						<hr/>					
			LAST 10 GAMES								
			236 H Western Ill.			2 1	206 A UMKC			1 2	
			225 A Northern Colo.			2 4	278 A IPFW			0 2	
			158 A Wyoming			1 3	234 A Oakland			1 4	
			255 N Boise St.			0 1	291 H IUPUI			2 2	
			51 A Iowa			0 5	287 H North Dakota			0 0	

Non-Div. I Games:

South Dakota

Average RPI Win:	235	WON-LOST	WINNING	LAST 10	STRENGTH OF	OPP. STRENGTH	TEAM	ADJ	CONF.	ADJ CONF.	
Average RPI Loss:	219	RECORD	PCT. RANK	GAMES	SCHEDULE	OF SCHEDULE	RPI	RPI	RPI	RPI	
DIV. I ONLY	1-11-0	.08333	317	1-8-0	256	294	312	.32911	312	30	30
DIV. I NON-CONF.	0-7-0	0	313	0-4-0	143	289	309	.35086	308	29	30
<hr/>											
TOTALS	RPI 1-25	RPI 26-50		W-L RECORDS	RPI 51-100		RPI 101-150		RPI 150+		
1-11-0	0-0-0	0-0-0		OVERALL	0-1-0		0-0-0		1-10-0		
0-4-0	0-0-0	0-0-0		HOME	0-0-0		0-0-0		0-4-0		
1-5-0	0-0-0	0-0-0		AWAY	0-1-0		0-0-0		1-4-0		
0-2-0	0-0-0	0-0-0		NEUTRAL	0-0-0		0-0-0		0-2-0		
0-7-0	0-0-0	0-0-0		NON-CONFERENCE	0-1-0		0-0-0		0-6-0		
0-2-0	0-0-0	0-0-0		HOME	0-0-0		0-0-0		0-2-0		
0-3-0	0-0-0	0-0-		AWAY	0-1-0		0-0-0		0-2-0		
0-2-0	0-0-0	0-0-0		NEUTRAL	0-0-0		0-0-0		0-2-0		
1-4-0	0-0-0	0-0-0		CONFERENCE	0-0-0		0-0-0		1-4-0		
0-2-0	0-0-0	0-0-0		HOME	0-0-0		0-0-0		0-2-0		
1-2-0	0-0-0	0-0-0		AWAY	0-0-0		0-0-0		1-2-0		
0-0-0	0-0-0	0-0-0		NEUTRAL	0-0-0		0-0-0		0-0-0		
RPI	S	Opponent	Score	RPI	S	Opponent	Score	RPI	S	Opponent	Score

Non-Div. I Games: Evergreen 4 0

Eastern Wash.

Average RPI Win: 321		WON-LOST RECORD		WINNING PCT. RANK		LAST 10 GAMES		STRENGTH OF SCHEDULE		OPP. STRENGTH OF SCHEDULE		TEAM RPI		ADJ RPI		CONF. RPI		ADJ CONF. RPI			
DIV. I ONLY		3-6-1		.35 242		3-4-1		320		321		315		.32658 313		32		32			
DIV. I NON-CONF.		0-4-0		0 313		0-2-0		85		320		302		.36544 301		32		32			
TOTALS		RPI 1-25		RPI 26-50		W-L RECORDS		RPI 51-100		RPI 101-150		RPI 150+									
3-6-1		0-0-0		0-0-0		OVERALL		0-0-0		0-1-0		3-5-1									
2-1-1		0-0-0		0-0-0		HOME		0-0-0		0-0-0		2-1-1									
1-4-0		0-0-0		0-0-0		AWAY		0-0-0		0-0-0		1-4-0									
0-1-0		0-0-0		0-0-0		NEUTRAL		0-0-0		0-1-0		0-0-0									
0-4-0		0-0-0		0-0-0		NON-CONFERENCE		0-0-0		0-1-0		0-3-0									
0-0-0		0-0-0		0-0-0		HOME		0-0-0		0-0-0		0-0-0									
0-3-0		0-0-0		0-0-		AWAY		0-0-0		0-0-0		0-3-0									
0-1-0		0-0-0		0-0-0		NEUTRAL		0-0-0		0-1-0		0-0-0									
3-2-1		0-0-0		0-0-0		CONFERENCE		0-0-0		0-0-0		3-2-1									
2-1-1		0-0-0		0-0-0		HOME		0-0-0		0-0-0		2-1-1									
1-1-0		0-0-0		0-0-0		AWAY		0-0-0		0-0-0		1-1-0									
0-0-0		0-0-0		0-0-0		NEUTRAL		0-0-0		0-0-0		0-0-0									
RPI	S	Opponent	Score	RPI	S	Opponent	Score	RPI	S	Opponent	Score	RPI	S	Opponent	Score						
										150	N			South Ala.	0	3					
										241	A			Troy	0	7					
										245	A			Southeastern La.	0	6					
										273	H			Ark.-Pine Bluff	0	1					
										280	A			Central Ark.	1	4					
										314	A			Texas Southern	0	1					
										316	H			Alabama A&M	0	0					
										320	H			Grambling	3	0					
										321	A			Prairie View	1	0					
										322	H			Alabama St.	1	0					
LAST 10 GAMES																					
						316	H			Alabama A&M	0			0	321	A			Prairie View	1	0
						322	H			Alabama St.	1			0	314	A			Texas Southern	0	1
						280	A			Central Ark.	1			4	320	H			Grambling	3	0
						241	A			Troy	0			7	273	H			Ark.-Pine Bluff	0	1
						150	N			South Ala.	0			3	245	A			Southeastern La.	0	6

Non-Div. I Games: Millsaps 3 0 Delta St. 2 0

Alcorn St.

Average RPI Win: 316		WON-LOST RECORD		WINNING PCT. RANK		LAST 10 GAMES		STRENGTH OF SCHEDULE		OPP. STRENGTH OF SCHEDULE		TEAM RPI		ADJ RPI		CONF. RPI		ADJ CONF. RPI	
DIV. I ONLY		2-11-1		.17857 306		2-7-1		300		315		313		.32389 314		32		32	
DIV. I NON-CONF.		0-9-0		0 313		0-5-0		222		269		316		.32608 316		32		32	
TOTALS		RPI 1-25		RPI 26-50		W-L RECORDS		RPI 51-100		RPI 101-150		RPI 150+							
2-11-1		0-0-0		0-0-0		OVERALL		0-0-0		0-2-0		2-9-1							
1-3-0		0-0-0		0-0-0		HOME		0-0-0		0-1-0		1-2-0							
1-8-1		0-0-0		0-0-0		AWAY		0-0-0		0-1-0		1-7-1							
0-0-0		0-0-0		0-0-0		NEUTRAL		0-0-0		0-0-0		0-0-0							
0-9-0		0-0-0		0-0-0		NON-CONFERENCE		0-0-0		0-2-0		0-7-0							
0-2-0		0-0-0		0-0-0		HOME		0-0-0		0-1-0		0-1-0							
0-7-0		0-0-0		0-0-		AWAY		0-0-0		0-1-0		0-6-0							
0-0-0		0-0-0		0-0-0		NEUTRAL		0-0-0		0-0-0		0-0-0							
2-2-1		0-0-0		0-0-0		CONFERENCE		0-0-0		0-0-0		2-2-1							
1-1-0		0-0-0		0-0-0		HOME		0-0-0		0-0-0		1-1-0							
1-1-1		0-0-0		0-0-0		AWAY		0-0-0		0-0-0		1-1-1							
0-0-0		0-0-0		0-0-0		NEUTRAL		0-0-0		0-0-0		0-0-0							
RPI	S	Opponent		Score	RPI	S	Opponent		Score	RPI	S	Opponent		Score					
										109	H	North Texas		0	5				
										137	A	Houston		0	9				
										152	H	UTSA		0	7				
										199	A	Lamar		0	11				
										212	A	McNeese St.		0	8				
										230	A	Sam Houston St.		0	9				
										245	A	Southeastern La.		0	6				
										259	A	Northwestern St.		2	8				
										280	A	Central Ark.		0	5				
										299	A	Jackson St.		1	3				
										310	H	Mississippi Val.		2	3				
										313	H	Alcorn St.		1	0				
										319	A	Southern U.		2	1				
										321	A	Prairie View		0	0				
LAST 10 GAMES																			
										319	A	Southern U.		2	1				
										212	A	McNeese St.		0	8				
										259	A	Northwestern St.		2	8				
										199	A	Lamar		0	11				
										245	A	Southeastern La.		0	6				
										310	H	Mississippi Val.		2	3				
										313	H	Alcorn St.		1	0				
										321	A	Prairie View		0	0				
										299	A	Jackson St.		1	3				
										230	A	Sam Houston St.		0	9				

Non-Div. I Games: Harding 0 2

Texas Southern

Average RPI Win: 320		WON-LOST	WINNING	LAST 10	STRENGTH OF		OPP. STRENGTH	TEAM	ADJ		CONF.	ADJ CONF.						
Average RPI Loss: 218		RECORD	PCT. RANK	GAMES	SCHEDULE		OF SCHEDULE	RPI	RPI		RPI	RPI						
DIV. I ONLY		2-14-1	.14706	312	1-9-0		304	300	314	.32031	315	22	22					
DIV. I NON-CONF.		2-7-1	.25	268	1-2-0		316	314	319	.31463	320	22	21					
<hr/>																		
TOTALS		RPI 1-25		RPI 26-50		W-L RECORDS		RPI 51-100		RPI 101-150		RPI 150+						
2-14-1		0-0-0		0-0-0		OVERALL		0-1-0		0-2-0		2-11-1						
2-3-1		0-0-0		0-0-0		HOME		0-0-0		0-1-0		2-2-1						
0-11-0		0-0-0		0-0-0		AWAY		0-1-0		0-1-0		0-9-0						
0-0-0		0-0-0		0-0-0		NEUTRAL		0-0-0		0-0-0		0-0-0						
<hr/>																		
2-7-1		0-0-0		0-0-0		NON-CONFERENCE		0-0-0		0-0-0		2-7-1						
2-1-1		0-0-0		0-0-0		HOME		0-0-0		0-0-0		2-1-1						
0-6-0		0-0-0		0-0-		AWAY		0-0-0		0-0-0		0-6-0						
0-0-0		0-0-0		0-0-0		NEUTRAL		0-0-0		0-0-0		0-0-0						
<hr/>																		
0-7-0		0-0-0		0-0-0		CONFERENCE		0-1-0		0-2-0		0-4-0						
0-2-0		0-0-0		0-0-0		HOME		0-0-0		0-1-0		0-1-0						
0-5-0		0-0-0		0-0-0		AWAY		0-1-0		0-1-0		0-3-0						
0-0-0		0-0-0		0-0-0		NEUTRAL		0-0-0		0-0-0		0-0-0						
<hr/>																		
RPI	S	Opponent	Score	RPI	S	Opponent	Score	RPI	S	Opponent	Score	RPI	S	Opponent	Score			
								61	A	Fla. Gulf Coast	0	9		120	A	East Tenn. St.	0	4
														132	H	Jacksonville	1	4
														193	A	Winthrop	0	6
														200	H	North Florida	0	2
														211	H	Wofford	0	3
														218	A	Belmont	0	1
														239	A	Stetson	3	6
														257	A	Charleston So.	0	4
														260	A	Ga. Southern	0	2
														279	A	Gardner-Webb	0	3
														285	A	Citadel	0	5
														290	H	Francis Marion	1	1
														294	A	Lipscomb	0	2
														302	A	Presbyterian	0	2
														317	H	VMI	3	2
														322	H	Alabama St.	6	0
<hr/>																		
LAST 10 GAMES																		
														294	A	Lipscomb	0	2
														218	A	Belmont	0	1
														317	H	VMI	3	2
														120	A	East Tenn. St.	0	4
														302	A	Presbyterian	0	2
														260	A	Ga. Southern	0	2

Non-Div. I Games:

S.C. Upstate

Average RPI Win:	320	WON-LOST RECORD	WINNING PCT. RANK	LAST 10 GAMES	STRENGTH OF SCHEDULE	OPP. STRENGTH OF SCHEDULE	TEAM RPI	ADJ RPI	CONF. RPI	ADJ CONF. RPI			
Average RPI Loss:	226												
DIV. I ONLY	1-12-1	.10714	316	1-8-1	271	320	316	.31606	316	32	32		
DIV. I NON-CONF.	0-8-0	0	313	0-4-0	142	277	308	.35237	307	32	32		
<hr/>													
TOTALS	RPI 1-25	RPI 26-50		W-L RECORDS		RPI 51-100		RPI 101-150		RPI 150+			
1-12-1	0-0-0	0-0-0		OVERALL		0-0-0		0-3-0		1-9-1			
0-5-0	0-0-0	0-0-0		HOME		0-0-0		0-0-0		0-5-0			
1-7-1	0-0-0	0-0-0		AWAY		0-0-0		0-3-0		1-4-1			
0-0-0	0-0-0	0-0-0		NEUTRAL		0-0-0		0-0-0		0-0-0			
<hr/>													
0-8-0	0-0-0	0-0-0		NON-CONFERENCE		0-0-0		0-3-0		0-5-0			
0-3-0	0-0-0	0-0-0		HOME		0-0-0		0-0-0		0-3-0			
0-5-0	0-0-0	0-0-		AWAY		0-0-0		0-3-0		0-2-0			
0-0-0	0-0-0	0-0-0		NEUTRAL		0-0-0		0-0-0		0-0-0			
<hr/>													
1-4-1	0-0-0	0-0-0		CONFERENCE		0-0-0		0-0-0		1-4-1			
0-2-0	0-0-0	0-0-0		HOME		0-0-0		0-0-0		0-2-0			
1-2-1	0-0-0	0-0-0		AWAY		0-0-0		0-0-0		1-2-1			
0-0-0	0-0-0	0-0-0		NEUTRAL		0-0-0		0-0-0		0-0-0			
<hr/>													
RPI S	Opponent	Score	RPI S	Opponent	Score	RPI S	Opponent	Score	RPI S	Opponent	Score		
						120 A East Tenn. St.						0	10
						126 A Middle Tenn.						0	5
						135 A Radford						0	4
						168 A South Fla.						0	9
						220 H Austin Peay						0	14
						226 H Kennesaw St.						0	8
						249 H Murray St.						0	6
						261 A Chattanooga						1	2
						273 A Ark.-Pine Bluff						1	4
						299 H Jackson St.						0	2
						310 A Mississippi Val.						1	2
						313 A Alcorn St.						0	0
						319 H Southern U.						0	2
						320 A Grambling						1	0
						<hr/>							
			LAST 10 GAMES										
			299 H Jackson St.			0	2	320 A Grambling			1	0	
			313 A Alcorn St.			0	0	273 A Ark.-Pine Bluff			1	4	
			310 A Mississippi Val.			1	2	249 H Murray St.			0	6	
			261 A Chattanooga			1	2	319 H Southern U.			0	2	
			126 A Middle Tenn.			0	5	120 A East Tenn. St.			0	10	

Non-Div. I Games:

Alabama A&M

Average RPI Win: 0		WON-LOST	WINNING	LAST 10	STRENGTH OF		OPP. STRENGTH	TEAM	ADJ		CONF.	ADJ CONF.	
Average RPI Loss: 216		RECORD	PCT. RANK	GAMES	SCHEDULE		OF SCHEDULE	RPI	RPI		RPI	RPI	
DIV. I ONLY		0-13-2	.06667 319	0-8-1	275		302	317	.31095 318		31	31	
DIV. I NON-CONF.		0-10-1	.04545 312	0-5-0	206		284	311	.33838 313		31	31	
TOTALS		RPI 1-25	RPI 26-50		W-L RECORDS		RPI 51-100		RPI 101-150		RPI 150+		
0-13-2		0-0-0	0-0-0		OVERALL		0-0-0		0-2-0		0-11-2		
0-7-1		0-0-0	0-0-0		HOME		0-0-0		0-1-0		0-6-1		
0-6-1		0-0-0	0-0-0		AWAY		0-0-0		0-1-0		0-5-1		
0-0-0		0-0-0	0-0-0		NEUTRAL		0-0-0		0-0-0		0-0-0		
0-10-1		0-0-0	0-0-0		NON-CONFERENCE		0-0-0		0-2-0		0-8-1		
0-6-0		0-0-0	0-0-0		HOME		0-0-0		0-1-0		0-5-0		
0-4-1		0-0-0	0-0-		AWAY		0-0-0		0-1-0		0-3-1		
0-0-0		0-0-0	0-0-0		NEUTRAL		0-0-0		0-0-0		0-0-0		
0-3-1		0-0-0	0-0-0		CONFERENCE		0-0-0		0-0-0		0-3-1		
0-1-1		0-0-0	0-0-0		HOME		0-0-0		0-0-0		0-1-1		
0-2-0		0-0-0	0-0-0		AWAY		0-0-0		0-0-0		0-2-0		
0-0-0		0-0-0	0-0-0		NEUTRAL		0-0-0		0-0-0		0-0-0		
RPI S	Opponent	Score	RPI S	Opponent	Score	RPI S	Opponent	Score	RPI S	Opponent	Score		
									113 A	Delaware	0	2	
									144 H	Campbell	0	5	
									163 H	Fordham	1	3	
									169 A	Drexel	0	2	
									181 A	Rider	3	4	
									202 A	Wagner	0	2	
									204 H	Towson	1	2	
									215 H	Canisius	1	2	
									251 H	Houston Baptist	0	0	
									252 H	American	0	1	
									270 H	Binghamton	0	1	
									287 H	North Dakota	1	2	
									303 A	South Carolina St.	1	2	
									306 A	NJIT	0	2	
									308 A	Saint Peter's	0	0	
LAST 10 GAMES													
						202 A	Wagner	0	2	303 A	South Carolina St.	1	2
						181 A	Rider	3	4	306 A	NJIT	0	2
						252 H	American	0	1	251 H	Houston Baptist	0	0
						113 A	Delaware	0	2	287 H	North Dakota	1	2
						215 H	Canisius	1	2	163 H	Fordham	1	3

Non-Div. I Games: Lincoln (PA) 12 0

Delaware St.

Average RPI Win:	320	WON-LOST	WINNING	LAST 10	STRENGTH OF	OPP. STRENGTH	TEAM	ADJ	CONF.	ADJ CONF.									
Average RPI Loss:	255	RECORD	PCT. RANK	GAMES	SCHEDULE	OF SCHEDULE	RPI	RPI	RPI	RPI									
DIV. I ONLY	3-7-0	.3	265	3-7-0	321	314	319	.30577	319	32	32								
DIV. I NON-CONF.	0-5-0	0	313	0-5-0	240	307	320	.31917	318	32	32								
<hr/>																			
TOTALS	RPI 1-25	RPI 26-50		W-L RECORDS		RPI 51-100		RPI 101-150		RPI 150+									
3-7-0	0-0-0	0-0-0		OVERALL		0-0-0		0-1-0		3-6-0									
1-2-0	0-0-0	0-0-0		HOME		0-0-0		0-0-0		1-2-0									
2-5-0	0-0-0	0-0-0		AWAY		0-0-0		0-1-0		2-4-0									
0-0-0	0-0-0	0-0-0		NEUTRAL		0-0-0		0-0-0		0-0-0									
<hr/>																			
0-5-0	0-0-0	0-0-0		NON-CONFERENCE		0-0-0		0-1-0		0-4-0									
0-0-0	0-0-0	0-0-0		HOME		0-0-0		0-0-0		0-0-0									
0-5-0	0-0-0	0-0-		AWAY		0-0-0		0-1-0		0-4-0									
0-0-0	0-0-0	0-0-0		NEUTRAL		0-0-0		0-0-0		0-0-0									
<hr/>																			
3-2-0	0-0-0	0-0-0		CONFERENCE		0-0-0		0-0-0		3-2-0									
1-2-0	0-0-0	0-0-0		HOME		0-0-0		0-0-0		1-2-0									
2-0-0	0-0-0	0-0-0		AWAY		0-0-0		0-0-0		2-0-0									
0-0-0	0-0-0	0-0-0		NEUTRAL		0-0-0		0-0-0		0-0-0									
<hr/>																			
RPI	S	Opponent	Score	RPI	S	Opponent	Score	RPI	S	Opponent	Score								
								150	A	South Ala.	1	5							
								199	A	Lamar	0	4							
								251	A	Houston Baptist	0	6							
								274	A	La.-Monroe	0	3							
								298	A	Nicholls St.	1	3							
								299	H	Jackson St.	0	1							
								314	H	Texas Southern	1	2							
								316	A	Alabama A&M	2	0							
								321	H	Prairie View	2	1							
								322	A	Alabama St.	3	2							
								<hr/>											
								LAST 10 GAMES											
314 H Texas Southern				1	2	299 H Jackson St.				0	1								
298 A Nicholls St.				1	3	316 A Alabama A&M				2	0								
251 A Houston Baptist				0	6	322 A Alabama St.				3	2								
199 A Lamar				0	4	321 H Prairie View				2	1								
274 A La.-Monroe				0	3	150 A South Ala.				1	5								

Non-Div. I Games:

Southern U.

Average RPI Win: 322		WON-LOST RECORD		WINNING PCT. RANK		LAST 10 GAMES		STRENGTH OF SCHEDULE		OPP. STRENGTH OF SCHEDULE		TEAM RPI		ADJ RPI		CONF. RPI		ADJ CONF. RPI	
Average RPI Loss: 247																			
DIV. I ONLY		1-13-0		.07143 318		1-9-0		307		319		320		.28996 320		32		32	
DIV. I NON-CONF.		0-9-0		0 313		0-5-0		214		301		318		.32394 317		32		32	
TOTALS		RPI 1-25		RPI 26-50		W-L RECORDS		RPI 51-100		RPI 101-150		RPI 150+							
1-13-0		0-0-0		0-0-0		OVERALL		0-0-0		0-2-0		1-11-0							
1-7-0		0-0-0		0-0-0		HOME		0-0-0		0-0-0		1-7-0							
0-6-0		0-0-0		0-0-0		AWAY		0-0-0		0-2-0		0-4-0							
0-0-0		0-0-0		0-0-0		NEUTRAL		0-0-0		0-0-0		0-0-0							
0-9-0		0-0-0		0-0-0		NON-CONFERENCE		0-0-0		0-2-0		0-7-0							
0-5-0		0-0-0		0-0-0		HOME		0-0-0		0-0-0		0-5-0							
0-4-0		0-0-0		0-0-		AWAY		0-0-0		0-2-0		0-2-0							
0-0-0		0-0-0		0-0-0		NEUTRAL		0-0-0		0-0-0		0-0-0							
1-4-0		0-0-0		0-0-0		CONFERENCE		0-0-0		0-0-0		1-4-0							
1-2-0		0-0-0		0-0-0		HOME		0-0-0		0-0-0		1-2-0							
0-2-0		0-0-0		0-0-0		AWAY		0-0-0		0-0-0		0-2-0							
0-0-0		0-0-0		0-0-0		NEUTRAL		0-0-0		0-0-0		0-0-0							
RPI	S	Opponent		Score	RPI	S	Opponent		Score	RPI	S	Opponent		Score					
										109	A	North Texas		0 11					
										114	A	Texas St.		1 11					
										199	A	Lamar		0 7					
										230	H	Sam Houston St.		1 4					
										245	H	Southeastern La.		0 9					
										251	H	Houston Baptist		1 2					
										273	H	Ark.-Pine Bluff		1 2					
										274	A	La.-Monroe		0 6					
										280	H	Central Ark.		0 4					
										298	H	Nicholls St.		0 1					
										310	A	Mississippi Val.		1 2					
										313	A	Alcorn St.		0 3					
										316	H	Alabama A&M		0 1					
										322	H	Alabama St.		1 0					
LAST 10 GAMES																			
										273	H	Ark.-Pine Bluff		1 2					
										316	H	Alabama A&M		0 1					
										114	A	Texas St.		1 11					
										322	H	Alabama St.		1 0					
										313	A	Alcorn St.		0 3					
										310	A	Mississippi Val.		1 2					
										280	H	Central Ark.		0 4					
										245	H	Southeastern La.		0 9					
										274	A	La.-Monroe		0 6					

Non-Div. I Games:

Grambling

Average RPI Win: 0		WON-LOST	WINNING	LAST 10	STRENGTH OF		OPP. STRENGTH	TEAM	ADJ		CONF.	ADJ CONF.
Average RPI Loss: 223		RECORD	PCT. RANK	GAMES	SCHEDULE		OF SCHEDULE	RPI	RPI		RPI	RPI
DIV. I ONLY		0-15-1	.03125	322	0-9-1		294	312	321	.28724	321	32
DIV. I NON-CONF.		0-11-0	0	313	0-5-0		224	244	315	.32866	315	32
TOTALS		RPI 1-25	RPI 26-50		W-L RECORDS		RPI 51-100		RPI 101-150		RPI 150+	
0-15-1		0-0-0	0-0-0		OVERALL		0-2-0		0-1-0		0-12-1	
0-5-1		0-0-0	0-0-0		HOME		0-0-0		0-0-0		0-5-1	
0-10-0		0-0-0	0-0-0		AWAY		0-2-0		0-1-0		0-7-0	
0-0-0		0-0-0	0-0-0		NEUTRAL		0-0-0		0-0-0		0-0-0	
0-11-0		0-0-0	0-0-0		NON-CONFERENCE		0-2-0		0-1-0		0-8-0	
0-3-0		0-0-0	0-0-0		HOME		0-0-0		0-0-0		0-3-0	
0-8-0		0-0-0	0-0-		AWAY		0-2-0		0-1-0		0-5-0	
0-0-0		0-0-0	0-0-0		NEUTRAL		0-0-0		0-0-0		0-0-0	
0-4-1		0-0-0	0-0-0		CONFERENCE		0-0-0		0-0-0		0-4-1	
0-2-1		0-0-0	0-0-0		HOME		0-0-0		0-0-0		0-2-1	
0-2-0		0-0-0	0-0-0		AWAY		0-0-0		0-0-0		0-2-0	
0-0-0		0-0-0	0-0-0		NEUTRAL		0-0-0		0-0-0		0-0-0	
RPI S	Opponent	Score	RPI S	Opponent	Score	RPI S	Opponent	Score	RPI S	Opponent	Score	
						76 A	SMU	0 4	114 A	Texas St.	0 6	
						89 A	UTEP	0 4	152 A	UTSA	0 7	
									189 H	Louisiana Tech	0 4	
									212 A	McNeese St.	0 1	
									219 A	New Mexico St.	0 4	
									230 H	Sam Houston St.	0 1	
									259 H	Northwestern St.	1 2	
									268 A	La.-Lafayette	0 3	
									298 A	Nicholls St.	0 4	
									299 A	Jackson St.	1 2	
									310 H	Mississippi Val.	0 1	
									313 H	Alcorn St.	0 1	
									314 H	Texas Southern	0 0	
									319 A	Southern U.	1 2	
LAST 10 GAMES												
						299 A	Jackson St.	1 2	313 H	Alcorn St.	0 1	
						230 H	Sam Houston St.	0 1	310 H	Mississippi Val.	0 1	
						189 H	Louisiana Tech	0 4	314 H	Texas Southern	0 0	
						76 A	SMU	0 4	319 A	Southern U.	1 2	
						152 A	UTSA	0 7	298 A	Nicholls St.	0 4	

Non-Div. I Games:

Prairie View

Average RPI Win:		0	WON-LOST RECORD		WINNING PCT. RANK	LAST 10 GAMES		STRENGTH OF SCHEDULE		OPP. STRENGTH OF SCHEDULE	TEAM RPI	ADJ RPI		CONF. RPI	ADJ CONF. RPI		
Average RPI Loss:		267															
DIV. I ONLY			0-12-1		.03846	321		0-6-1		291	322	322	.26735	322	32	32	
DIV. I NON-CONF.			0-7-0		0	313		0-1-0		171	321	317	.31893	319	32	32	
TOTALS		RPI 1-25		RPI 26-50		W-L RECORDS		RPI 51-100		RPI 101-150		RPI 150+					
0-12-1		0-0-0		0-0-0		OVERALL		0-0-0		0-1-0		0-11-1					
0-4-1		0-0-0		0-0-0		HOME		0-0-0		0-1-0		0-3-1					
0-8-0		0-0-0		0-0-0		AWAY		0-0-0		0-0-0		0-8-0					
0-0-0		0-0-0		0-0-0		NEUTRAL		0-0-0		0-0-0		0-0-0					
0-7-0		0-0-0		0-0-0		NON-CONFERENCE		0-0-0		0-1-0		0-6-0					
0-3-0		0-0-0		0-0-0		HOME		0-0-0		0-1-0		0-2-0					
0-4-0		0-0-0		0-0-		AWAY		0-0-0		0-0-0		0-4-0					
0-0-0		0-0-0		0-0-0		NEUTRAL		0-0-0		0-0-0		0-0-0					
0-5-1		0-0-0		0-0-0		CONFERENCE		0-0-0		0-0-0		0-5-1					
0-1-1		0-0-0		0-0-0		HOME		0-0-0		0-0-0		0-1-1					
0-4-0		0-0-0		0-0-0		AWAY		0-0-0		0-0-0		0-4-0					
0-0-0		0-0-0		0-0-0		NEUTRAL		0-0-0		0-0-0		0-0-0					
RPI	S	Opponent		Score	RPI	S	Opponent		Score	RPI	S	Opponent		Score			
												150	H	South Ala.	1	4	
												198	A	Mercer	0	4	
												211	A	Wofford	0	7	
												241	H	Troy	0	5	
												245	A	Southeastern La.	0	4	
												273	A	Ark.-Pine Bluff	0	3	
												299	H	Jackson St.	1	1	
												303	H	South Carolina St.	1	3	
												310	A	Mississippi Val.	0	2	
												313	A	Alcorn St.	0	1	
												315	A	S.C. Upstate	0	6	
												319	H	Southern U.	2	3	
												320	A	Grambling	0	1	
LAST 10 GAMES																	
						310	A	Mississippi Val.	0	2		273	A	Ark.-Pine Bluff	0	3	
						313	A	Alcorn St.	0	1		320	A	Grambling	0	1	
						198	A	Mercer	0	4		299	H	Jackson St.	1	1	
						315	A	S.C. Upstate	0	6		319	H	Southern U.	2	3	
						211	A	Wofford	0	7		303	H	South Carolina St.	1	3	
Non-Div. I Games:		West Ala.		2	3	Faulkner		1	5	North Ala.		0	6	Huntingdon		2	0
																Alabama St.	