

Average RPI Win:	59	WON-LOST RECORD	WINNING PCT. RANK	LAST 10 GAMES	STRENGTH OF SCHEDULE	OPP. STRENGTH OF SCHEDULE	TEAM RPI	ADJ RPI	CONF. RPI	ADJ CONF. RPI
Average RPI Loss:	14									
DIV. I ONLY		9-2-0	.81818 24	8-2-0	1	14	1	.73672 1	1	1
DIV. I NON-CONF.		6-2-0	.75 47	5-2-0	1	10	1	.728 1	1	1

TOTALS	RPI 1-25	RPI 26-50		W-L RECORDS	RPI 51-100		RPI 101-150		RPI 150+	
9-2-0	4-2-0	3-0-0		OVERALL	0-0-0		1-0-0		1-0-0	
6-0-0	3-0-0	2-0-0		HOME	0-0-0		1-0-0		0-0-0	
3-1-0	1-1-0	1-0-0		AWAY	0-0-0		0-0-0		1-0-0	
0-1-0	0-1-0	0-0-0		NEUTRAL	0-0-0		0-0-0		0-0-0	
6-2-0	3-2-0	2-0-0		NON-CONFERENCE	0-0-0		1-0-0		0-0-0	
5-0-0	3-0-0	1-0-0		HOME	0-0-0		1-0-0		0-0-0	
1-1-0	0-1-0	1-0-		AWAY	0-0-0		0-0-0		0-0-0	
0-1-0	0-1-0	0-0-0		NEUTRAL	0-0-0		0-0-0		0-0-0	
3-0-0	1-0-0	1-0-0		CONFERENCE	0-0-0		0-0-0		1-0-0	
1-0-0	0-0-0	1-0-0		HOME	0-0-0		0-0-0		0-0-0	
2-0-0	1-0-0	0-0-0		AWAY	0-0-0		0-0-0		1-0-0	
0-0-0	0-0-0	0-0-0		NEUTRAL	0-0-0		0-0-0		0-0-0	
RPI S	Opponent	Score		RPI S	Opponent	Score		RPI S	Opponent	Score
2 A	Clemson	2	1	29 H	Boston College	5	4			
7 A	Southern California	2	3	48 A	Villanova	5	0		126 H	Samford 6 0
10 H	Wisconsin	1	0	50 H	TCU	2	0		230 A	Syracuse 1 0
15 H	Florida	2	1							
20 H	Colorado	3	2							
21 N	UCLA	1	2							
				LAST 10 GAMES						
				230 A	Syracuse	1	0	126 H	Samford	6 0
				2 A	Clemson	2	1	15 H	Florida	2 1
				29 H	Boston College	5	4	7 A	Southern California	2 3
				48 A	Villanova	5	0	21 N	UCLA	1 2
				20 H	Colorado	3	2	10 H	Wisconsin	1 0

Non-Div. I Games:

Florida St.

Average RPI Win: 56		WON-LOST	WINNING	LAST 10	STRENGTH OF		OPP. STRENGTH	TEAM	ADJ	CONF.	ADJ CONF.
Average RPI Loss: 1		RECORD	PCT. RANK	GAMES	SCHEDULE		OF SCHEDULE	RPI	RPI	RPI	RPI
DIV. I ONLY		8-1-1	.85	17	8-1-1		2	7	2	.72462	2
DIV. I NON-CONF.		6-0-1	.92857	10	6-0-1		19	11	3	.71493	3
TOTALS		RPI 1-25	RPI 26-50		W-L RECORDS		RPI 51-100		RPI 101-150		RPI 150+
8-1-1		3-1-0	2-0-0		OVERALL		2-0-1		0-0-0		1-0-0
6-1-1		3-1-0	1-0-0		HOME		1-0-1		0-0-0		1-0-0
2-0-0		0-0-0	1-0-0		AWAY		1-0-0		0-0-0		0-0-0
0-0-0		0-0-0	0-0-0		NEUTRAL		0-0-0		0-0-0		0-0-0
6-0-1		1-0-0	2-0-0		NON-CONFERENCE		2-0-1		0-0-0		1-0-0
4-0-1		1-0-0	1-0-0		HOME		1-0-1		0-0-0		1-0-0
2-0-0		0-0-0	1-0-		AWAY		1-0-0		0-0-0		0-0-0
0-0-0		0-0-0	0-0-0		NEUTRAL		0-0-0		0-0-0		0-0-0
2-1-0		2-1-0	0-0-0		CONFERENCE		0-0-0		0-0-0		0-0-0
2-1-0		2-1-0	0-0-0		HOME		0-0-0		0-0-0		0-0-0
0-0-0		0-0-0	0-0-0		AWAY		0-0-0		0-0-0		0-0-0
0-0-0		0-0-0	0-0-0		NEUTRAL		0-0-0		0-0-0		0-0-0
RPI S	Opponent	Score		RPI S	Opponent	Score		RPI S	Opponent	Score	
1	H Florida St.	1	2	42	A Creighton	1	0	51	H Oregon	1	1
5	H Virginia Tech	3	1	45	H Utah	2	0	56	H Georgia	2	1
6	H South Carolina	1	0					98	A Nebraska	2	0
23	H Notre Dame	1	0								
LAST 10 GAMES											
5	H Virginia Tech	3	1	51	H Oregon	1	1				
1	H Florida St.	1	2	42	A Creighton	1	0				
23	H Notre Dame	1	0	98	A Nebraska	2	0				
6	H South Carolina	1	0	172	H Coastal Caro.	6	0				
56	H Georgia	2	1	45	H Utah	2	0				

Non-Div. I Games:

Clemson

Average RPI Win:	48	WON-LOST	WINNING	LAST 10	STRENGTH OF	OPP. STRENGTH	TEAM	ADJ	CONF.	ADJ CONF.		
Average RPI Loss:	12	RECORD	PCT. RANK	GAMES	SCHEDULE	OF SCHEDULE	RPI	RPI	RPI	RPI		
DIV. I ONLY		10-1-0	.90909	2	9-1-0	25	2	3	.71877	3	1	1
DIV. I NON-CONF.		5-1-0	.83333	31	4-1-0	100	2	12	.65743	11	1	1
<hr/>												
TOTALS	RPI 1-25	RPI 26-50		W-L RECORDS		RPI 51-100		RPI 101-150		RPI 150+		
10-1-0	3-1-0	4-0-0		OVERALL		1-0-0		2-0-0		0-0-0		
5-0-0	2-0-0	2-0-0		HOME		1-0-0		0-0-0		0-0-0		
2-1-0	1-1-0	1-0-0		AWAY		0-0-0		0-0-0		0-0-0		
3-0-0	0-0-0	1-0-0		NEUTRAL		0-0-0		2-0-0		0-0-0		
<hr/>												
5-1-0	0-1-0	2-0-0		NON-CONFERENCE		1-0-0		2-0-0		0-0-0		
1-0-0	0-0-0	0-0-0		HOME		1-0-0		0-0-0		0-0-0		
1-1-0	0-1-0	1-0-		AWAY		0-0-0		0-0-0		0-0-0		
3-0-0	0-0-0	1-0-0		NEUTRAL		0-0-0		2-0-0		0-0-0		
<hr/>												
5-0-0	3-0-0	2-0-0		CONFERENCE		0-0-0		0-0-0		0-0-0		
4-0-0	2-0-0	2-0-0		HOME		0-0-0		0-0-0		0-0-0		
1-0-0	1-0-0	0-0-0		AWAY		0-0-0		0-0-0		0-0-0		
0-0-0	0-0-0	0-0-0		NEUTRAL		0-0-0		0-0-0		0-0-0		
<hr/>												
RPI S	Opponent	Score		RPI S	Opponent	Score		RPI S	Opponent	Score		
12 A	Arkansas	0	2	28 N	Portland	4	0	74 H	Indiana	3	0	
16 H	Duke	2	0	30 H	Wake Forest	4	0					
18 A	Louisville	3	0	36 A	Washington	3	2					
23 H	Notre Dame	3	0	39 H	NC State	1	0					
<hr/>												
				LAST 10 GAMES								
				23 H Notre Dame				110 N UNLV				8 0
				39 H NC State				105 N LSU				1 0
				18 A Louisville				28 N Portland				4 0
				12 A Arkansas				36 A Washington				3 2
				30 H Wake Forest				16 H Duke				2 0

Stanford

Stanford

Average RPI Win:	94	WON-LOST	WINNING	LAST 10	STRENGTH OF	OPP. STRENGTH	TEAM	ADJ	CONF.	ADJ CONF.		
Average RPI Loss:	6	RECORD	PCT. RANK	GAMES	SCHEDULE	OF SCHEDULE	RPI	RPI	RPI	RPI		
DIV. I ONLY		9-2-0	.81818	24	8-2-0	11	37	5	.69136	5	1	1
DIV. I NON-CONF.		8-0-0	1	1	7-0-0	27	46	2	.72072	2	1	1
<hr/>												
TOTALS	RPI 1-25	RPI 26-50		W-L RECORDS		RPI 51-100		RPI 101-150		RPI 150+		
9-2-0	1-2-0	0-0-0		OVERALL		4-0-0		3-0-0		1-0-0		
5-0-0	1-0-0	0-0-0		HOME		1-0-0		2-0-0		1-0-0		
2-2-0	0-2-0	0-0-0		AWAY		2-0-0		0-0-0		0-0-0		
2-0-0	0-0-0	0-0-0		NEUTRAL		1-0-0		1-0-0		0-0-0		
8-0-0	1-0-0	0-0-0		NON-CONFERENCE		4-0-0		2-0-0		1-0-0		
4-0-0	1-0-0	0-0-0		HOME		1-0-0		1-0-0		1-0-0		
2-0-0	0-0-0	0-0-		AWAY		2-0-0		0-0-0		0-0-0		
2-0-0	0-0-0	0-0-0		NEUTRAL		1-0-0		1-0-0		0-0-0		
1-2-0	0-2-0	0-0-0		CONFERENCE		0-0-0		1-0-0		0-0-0		
1-0-0	0-0-0	0-0-0		HOME		0-0-0		1-0-0		0-0-0		
0-2-0	0-2-0	0-0-0		AWAY		0-0-0		0-0-0		0-0-0		
0-0-0	0-0-0	0-0-0		NEUTRAL		0-0-0		0-0-0		0-0-0		
RPI	S	Opponent	Score	RPI	S	Opponent	Score	RPI	S	Opponent	Score	
2	A	Clemson	1 3					56	A	Georgia	2 0	
9	A	Virginia	0 2					66	N	Auburn	3 1	
24	H	Alabama	2 0					79	H	Yale	2 1	
								88	A	UNCW	1 0	
	</											

Average RPI Win:		82	WON-LOST RECORD		WINNING PCT. RANK		LAST 10 GAMES		STRENGTH OF SCHEDULE		OPP. STRENGTH OF SCHEDULE		TEAM RPI	ADJ RPI	CONF. RPI	ADJ CONF. RPI							
Average RPI Loss:		2																					
DIV. I ONLY			9-1-0		.9	7	9-1-0		72		4		6	.68383	6	3	3						
DIV. I NON-CONF.			6-1-0		.85714	28	6-1-0		118		4		19	.64609	17	3	3						
TOTALS		RPI 1-25		RPI 26-50		W-L RECORDS		RPI 51-100		RPI 101-150		RPI 150+											
9-1-0		3-1-0		2-0-0		OVERALL		2-0-0		0-0-0		2-0-0											
5-0-0		2-0-0		1-0-0		HOME		1-0-0		0-0-0		1-0-0											
3-1-0		1-1-0		1-0-0		AWAY		0-0-0		0-0-0		1-0-0											
1-0-0		0-0-0		0-0-0		NEUTRAL		1-0-0		0-0-0		0-0-0											
6-1-0		1-1-0		2-0-0		NON-CONFERENCE		1-0-0		0-0-0		2-0-0											
3-0-0		1-0-0		1-0-0		HOME		0-0-0		0-0-0		1-0-0											
2-1-0		0-1-0		1-0-		AWAY		0-0-0		0-0-0		1-0-0											
1-0-0		0-0-0		0-0-0		NEUTRAL		1-0-0		0-0-0		0-0-0											
3-0-0		2-0-0		0-0-0		CONFERENCE		1-0-0		0-0-0		0-0-0											
2-0-0		1-0-0		0-0-0		HOME		1-0-0		0-0-0		0-0-0											
1-0-0		1-0-0		0-0-0		AWAY		0-0-0		0-0-0		0-0-0											
0-0-0		0-0-0		0-0-0		NEUTRAL		0-0-0		0-0-0		0-0-0											
RPI	S	Opponent		Score		RPI	S	Opponent		Score		RPI	S	Opponent		Score							
2	A	Clemson		0	1	39	H	NC State		2	1	56	H	Georgia		3	0						
12	H	Arkansas		1	0	49	A	Purdue		2	0	71	N	DePaul		1	0						
23	H	Notre Dame		2	1													291	A	Jacksonville		6	0
24	A	Alabama		5	2																		
LAST 10 GAMES																		12	H	Arkansas		1	0
																		49	A	Purdue		2	0
						2	A	Clemson		0	1	291	A	Jacksonville		6	0						
						23	H	Notre Dame		2	1	169	H	William & Mary		3	0						
						71	N	DePaul		1	0	39	H	NC State		2	1						

Non-Div. I Games:

South Carolina

Average RPI Win:	105	WON-LOST	WINNING	LAST 10	STRENGTH OF	OPP. STRENGTH	TEAM	ADJ	CONF.	ADJ CONF.					
Average RPI Loss:	4	RECORD	PCT. RANK	GAMES	SCHEDULE	OF SCHEDULE	RPI	RPI	RPI	RPI					
DIV. I ONLY		7-1-1	.83333	18	7-1-1	38	11	7	.67542	7	2	2			
DIV. I NON-CONF.		7-0-1	.9375	7	7-0-1	65	13	4	.68419	4	2	2			
<hr/>															
TOTALS	RPI 1-25		RPI 26-50		W-L RECORDS		RPI 51-100		RPI 101-150		RPI 150+				
7-1-1	2-1-0		0-0-0		OVERALL		2-0-1		1-0-0		2-0-0				
3-1-0	1-1-0		0-0-0		HOME		1-0-0		0-0-0		1-0-0				
2-0-1	0-0-0		0-0-0		AWAY		0-0-1		1-0-0		1-0-0				
2-0-0	1-0-0		0-0-0		NEUTRAL		1-0-0		0-0-0		0-0-0				
7-0-1	2-0-0		0-0-0		NON-CONFERENCE		2-0-1		1-0-0		2-0-0				
3-0-0	1-0-0		0-0-0		HOME		1-0-0		0-0-0		1-0-0				
2-0-1	0-0-0		0-0-		AWAY		0-0-1		1-0-0		1-0-0				
2-0-0	1-0-0		0-0-0		NEUTRAL		1-0-0		0-0-0		0-0-0				
0-1-0	0-1-0		0-0-0		CONFERENCE		0-0-0		0-0-0		0-0-0				
0-1-0	0-1-0		0-0-0		HOME		0-0-0		0-0-0		0-0-0				
0-0-0	0-0-0		0-0-0		AWAY		0-0-0		0-0-0		0-0-0				
0-0-0	0-0-0		0-0-0		NEUTRAL		0-0-0		0-0-0		0-0-0				
RPI	S	Opponent	Score	RPI	S	Opponent	Score	RPI	S	Opponent	Score	RPI	S	Opponent	Score
1	H	Florida St.	3 2					52	N	San Francisco	2 0	140	A	Hawaii	3 0
4	H	Stanford	2 3					54	A	Baylor	2 2	173	A	Seattle U	3 2
15	N	Florida	3 1					98	H	Nebraska	2 0	258	H	Northern Ariz.	3 0
<hr/>															
LAST 10 GAMES															
				54	A	Baylor	2 2	4	H	Stanford	2 3				
				173	A	Seattle U	3 2	15	N	Florida	3 1				
				98	H	Nebraska	2 0	52	N	San Francisco	2 0				
				258	H	Northern Ariz.	3 0	140	A	Hawaii	3 0				
				1	H	Florida St.	3 2								

Non-Div. I Games:

Southern California

BY
Y
U

BYU

Average RPI Win:	104	WON-LOST RECORD	WINNING PCT. RANK	LAST 10 GAMES	STRENGTH OF SCHEDULE	OPP. STRENGTH OF SCHEDULE	TEAM RPI	ADJ RPI	CONF. RPI	ADJ CONF. RPI								
DIV. I ONLY		9-0-2	.90909	2	8-0-2	86	9	10	.66606	9	1	1						
DIV. I NON-CONF.		8-0-0	1	1	7-0-0	184	17	15	.64816	15	1	1						
<hr/>																		
TOTALS	RPI 1-25	RPI 26-50		W-L RECORDS		RPI 51-100		RPI 101-150		RPI 150+								
9-0-2	1-0-1	1-0-1		OVERALL		2-0-0		2-0-0		3-0-0								
8-0-1	1-0-1	1-0-0		HOME		1-0-0		2-0-0		3-0-0								
1-0-1	0-0-0	0-0-1		AWAY		1-0-0		0-0-0		0-0-0								
0-0-0	0-0-0	0-0-0		NEUTRAL		0-0-0		0-0-0		0-0-0								
<hr/>																		
8-0-0	0-0-0	1-0-0		NON-CONFERENCE		2-0-0		2-0-0		3-0-0								
7-0-0	0-0-0	1-0-0		HOME		1-0-0		2-0-0		3-0-0								
1-0-0	0-0-0	0-0-		AWAY		1-0-0		0-0-0		0-0-0								
0-0-0	0-0-0	0-0-0		NEUTRAL		0-0-0		0-0-0		0-0-0								
<hr/>																		
1-0-2	1-0-1	0-0-1		CONFERENCE		0-0-0		0-0-0		0-0-0								
1-0-1	1-0-1	0-0-0		HOME		0-0-0		0-0-0		0-0-0								
0-0-1	0-0-0	0-0-1		AWAY		0-0-0		0-0-0		0-0-0								
0-0-0	0-0-0	0-0-0		NEUTRAL		0-0-0		0-0-0		0-0-0								
<hr/>																		
RPI	S	Opponent	Score		RPI	S	Opponent	Score		RPI	S	Opponent	Score					
5	H	Virginia Tech	2	0	30	A	Wake Forest	1	1	58	H	West Virginia	4	1				
16	H	Duke	0	0	40	H	Georgetown	2	0	61	A	Penn St.	2	1				
										128 H Liberty					6	0		
										141 H Minnesota					2	0		
										165 H UC Irvine					7	0		
										167 H East Carolina					4	0		
										169 H William & Mary					8	1		
<hr/>																		
					LAST 10 GAMES													
					30 A Wake Forest					1	1	16 H Duke					0	0
					61 A Penn St.					2	1	5 H Virginia Tech					2	0
					169 H William & Mary					8	1	58 H West Virginia					4	1
					141 H Minnesota					2	0	167 H East Carolina					4	0
					40 H Georgetown					2	0	128 H Liberty					6	0

Average RPI Win:	106	WON-LOST	WINNING	LAST 10	STRENGTH OF	OPP. STRENGTH	TEAM	ADJ	CONF.	ADJ CONF.			
Average RPI Loss:	11	RECORD	PCT. RANK	GAMES	SCHEDULE	OF SCHEDULE	RPI	RPI	RPI	RPI			
DIV. I ONLY		7-2-1	.75	39	7-2-1	9	63	8	.66574	10	5	5	
DIV. I NON-CONF.		4-2-1	.64286	89	4-2-1	11	70	29	.63013	30	5	5	
<hr/>													
TOTALS	RPI 1-25	RPI 26-50		W-L RECORDS		RPI 51-100		RPI 101-150		RPI 150+			
7-2-1	0-2-0	1-0-0		OVERALL		4-0-1		1-0-0		1-0-0			
4-0-0	0-0-0	0-0-0		HOME		2-0-0		1-0-0		1-0-0			
3-2-1	0-2-0	1-0-0		AWAY		2-0-1		0-0-0		0-0-0			
0-0-0	0-0-0	0-0-0		NEUTRAL		0-0-0		0-0-0		0-0-0			
<hr/>													
4-2-1	0-2-0	0-0-0		NON-CONFERENCE		2-0-1		1-0-0		1-0-0			
3-0-0	0-0-0	0-0-0		HOME		1-0-0		1-0-0		1-0-0			
1-2-1	0-2-0	0-0-		AWAY		1-0-1		0-0-0		0-0-0			
0-0-0	0-0-0	0-0-0		NEUTRAL		0-0-0		0-0-0		0-0-0			
<hr/>													
3-0-0	0-0-0	1-0-0		CONFERENCE		2-0-0		0-0-0		0-0-0			
1-0-0	0-0-0	0-0-0		HOME		1-0-0		0-0-0		0-0-0			
2-0-0	0-0-0	1-0-0		AWAY		1-0-0		0-0-0		0-0-0			
0-0-0	0-0-0	0-0-0		NEUTRAL		0-0-0		0-0-0		0-0-0			
<hr/>													
RPI S	Opponent	Score		RPI S	Opponent	Score		RPI S	Opponent	Score			
1 A	Florida St.	0	1	38 A	Rutgers	2	1	57 H	Butler	2	1		
21 A	UCLA	0	1					138 H	Marquette	1	0		
								61 H	Penn St.	1	0		
								76 A	Maryland	3	0		
								91 A	UCF	1	0		
								97 A	Loyola Chicago	1	1		
<hr/>													
				LAST 10 GAMES									
				76 A Maryland		3	0	61 H Penn St.				1	0
				21 A UCLA		0	1	38 A Rutgers				2	1
				279 H Green Bay		2	0	138 H Marquette				1	0
				97 A Loyola Chicago		1	1	1 A Florida St.				0	1
				57 H Butler		2	1	91 A UCF				1	0

Average RPI Win:	131	WON-LOST	WINNING	LAST 10	STRENGTH OF	OPP. STRENGTH	TEAM	ADJ	CONF.	ADJ CONF.		
Average RPI Loss:	48	RECORD	PCT. RANK	GAMES	SCHEDULE	OF SCHEDULE	RPI	RPI	RPI	RPI		
DIV. I ONLY		7-1-1	.83333	18	7-1-1	35	57	11	.66483	11	6	6
DIV. I NON-CONF.		6-1-1	.8125	35	6-1-1	62	51	17	.64462	18	6	6
<hr/>												
TOTALS	RPI 1-25	RPI 26-50		W-L RECORDS		RPI 51-100		RPI 101-150		RPI 150+		
7-1-1	0-0-1	1-1-0		OVERALL		2-0-0		1-0-0		3-0-0		
7-0-0	0-0-0	1-0-0		HOME		2-0-0		1-0-0		3-0-0		
0-1-1	0-0-1	0-1-0		AWAY		0-0-0		0-0-0		0-0-0		
0-0-0	0-0-0	0-0-0		NEUTRAL		0-0-0		0-0-0		0-0-0		
<hr/>												
6-1-1	0-0-1	1-1-0		NON-CONFERENCE		1-0-0		1-0-0		3-0-0		
6-0-0	0-0-0	1-0-0		HOME		1-0-0		1-0-0		3-0-0		
0-1-1	0-0-1	0-0-		AWAY		0-0-0		0-0-0		0-0-0		
0-0-0	0-0-0	0-0-0		NEUTRAL		0-0-0		0-0-0		0-0-0		
<hr/>												
1-0-0	0-0-0	0-0-0		CONFERENCE		1-0-0		0-0-0		0-0-0		
1-0-0	0-0-0	0-0-0		HOME		1-0-0		0-0-0		0-0-0		
0-0-0	0-0-0	0-0-0		AWAY		0-0-0		0-0-0		0-0-0		
0-0-0	0-0-0	0-0-0		NEUTRAL		0-0-0		0-0-0		0-0-0		
<hr/>												
RPI S	Opponent	Score		RPI S	Opponent	Score		RPI S	Opponent	Score		
14 A	Texas A&M	0	0	32 H	Hofstra	2	1	60 H	Dartmouth	2	1	
				48 A	Villanova	0	1	67 H	Providence	1	0	

Non-Div. I Games:

Brown

Average RPI Win:	99	WON-LOST	WINNING	LAST 10	STRENGTH OF	OPP. STRENGTH	TEAM	ADJ	CONF.	ADJ CONF.					
Average RPI Loss:	27	RECORD	PCT. RANK	GAMES	SCHEDULE	OF SCHEDULE	RPI	RPI	RPI	RPI					
DIV. I ONLY		8-2-1	.77273	34	7-2-1	22	41	9	.66471	12	3	3			
DIV. I NON-CONF.		6-1-1	.8125	35	5-1-1	52	52	14	.64848	14	3	3			
<hr/>															
TOTALS	RPI 1-25	RPI 26-50		W-L RECORDS		RPI 51-100		RPI 101-150		RPI 150+					
8-2-1	2-1-0	0-1-0		OVERALL		2-0-0		1-0-1		3-0-0					
5-1-0	2-0-0	0-1-0		HOME		1-0-0		0-0-0		2-0-0					
2-1-0	0-1-0	0-0-0		AWAY		1-0-0		1-0-0		0-0-0					
1-0-1	0-0-0	0-0-0		NEUTRAL		0-0-0		0-0-1		1-0-0					
<hr/>															
6-1-1	1-0-0	0-1-0		NON-CONFERENCE		1-0-0		1-0-1		3-0-0					
3-1-0	1-0-0	0-1-0		HOME		0-0-0		0-0-0		2-0-0					
2-0-0	0-0-0	0-0-		AWAY		1-0-0		1-0-0		0-0-0					
1-0-1	0-0-0	0-0-0		NEUTRAL		0-0-0		0-0-1		1-0-0					
<hr/>															
2-1-0	1-1-0	0-0-0		CONFERENCE		1-0-0		0-0-0		0-0-0					
2-0-0	1-0-0	0-0-0		HOME		1-0-0		0-0-0		0-0-0					
0-1-0	0-1-0	0-0-0		AWAY		0-0-0		0-0-0		0-0-0					
0-0-0	0-0-0	0-0-0		NEUTRAL		0-0-0		0-0-0		0-0-0					
<hr/>															
RPI S	Opponent	Score		RPI S	Opponent	Score		RPI S	Opponent	Score					
3 H	North Carolina	2	0	47 H	Oklahoma	0	1	54 A	Baylor	2	0	102 A	UNC Greensboro	3	0
6 A	South Carolina	0	1					68 H	Vanderbilt	1	0	141 N	Minnesota	1	1
24 H	Alabama	1	0									164 N	Southeast Mo. St.	5	0
												181 H	McNeese	7	0
												196 H	Lamar University	7	0
<hr/>															
LAST 10 GAMES															
3 H	North Carolina	2	0	6 A	South Carolina	0	1								
54 A	Baylor	2	0	68 H	Vanderbilt	1	0								
181 H	McNeese	7	0	24 H	Alabama	1	0								
196 H	Lamar University	7	0	141 N	Minnesota	1	1								
164 N	Southeast Mo. St.	5	0	47 H	Oklahoma	0	1								

Non-Div. I Games:

Arkansas

Average RPI Win: 71		WON-LOST	WINNING		LAST 10	STRENGTH OF		OPP. STRENGTH	TEAM	ADJ	CONF.	ADJ CONF.					
Average RPI Loss: 48		RECORD	PCT. RANK		GAMES	SCHEDULE		OF SCHEDULE	RPI	RPI	RPI	RPI					
DIV. I ONLY		9-3-0	.75	39	7-3-0	28		16	14	.66443	13	4	4				
DIV. I NON-CONF.		8-2-0	.8	40	6-2-0	29		19	6	.67798	5	4	4				
TOTALS		RPI 1-25		RPI 26-50		W-L RECORDS		RPI 51-100		RPI 101-150		RPI 150+					
9-3-0		2-1-0		1-0-0		OVERALL		4-2-0		2-0-0		0-0-0					
6-2-0		2-1-0		0-0-0		HOME		3-1-0		1-0-0		0-0-0					
3-0-0		0-0-0		1-0-0		AWAY		1-0-0		1-0-0		0-0-0					
0-1-0		0-0-0		0-0-0		NEUTRAL		0-1-0		0-0-0		0-0-0					
8-2-0		2-1-0		1-0-0		NON-CONFERENCE		3-1-0		2-0-0		0-0-0					
5-1-0		2-1-0		0-0-0		HOME		2-0-0		1-0-0		0-0-0					
3-0-0		0-0-0		1-0-		AWAY		1-0-0		1-0-0		0-0-0					
0-1-0		0-0-0		0-0-0		NEUTRAL		0-1-0		0-0-0		0-0-0					
1-1-0		0-0-0		0-0-0		CONFERENCE		1-1-0		0-0-0		0-0-0					
1-1-0		0-0-0		0-0-0		HOME		1-1-0		0-0-0		0-0-0					
0-0-0		0-0-0		0-0-0		AWAY		0-0-0		0-0-0		0-0-0					
0-0-0		0-0-0		0-0-0		NEUTRAL		0-0-0		0-0-0		0-0-0					
RPI	S	Opponent		Score		RPI	S	Opponent		Score		RPI	S	Opponent		Score	
8	H	BYU		0	2	49	A	Purdue		2	1	54	H	Baylor		4	1
17	H	Memphis		2	1							62	A	Northwestern		1	0
19	H	Fla. Atlantic		1	0							64	H	Texas		0	1
												71	N	DePaul		0	1
												97	H	Loyola Chicago		6	0
												98	H	Nebraska		4	0
LAST 10 GAMES																	
8	H	BYU		0	2	54	H	Baylor		4	1						
127	A	Western Mich.		2	0	64	H	Texas		0	1						
62	A	Northwestern		1	0	116	H	Kennesaw St.		3	1						
49	A	Purdue		2	1	19	H	Fla. Atlantic		1	0						
71	N	DePaul		0	1	17	H	Memphis		2	1						

Non-Div. I Games:

Kansas

Average RPI Win:		112	WON-LOST RECORD		WINNING PCT. RANK	LAST 10 GAMES		STRENGTH OF SCHEDULE		OPP. STRENGTH OF SCHEDULE	TEAM RPI	ADJ RPI	CONF. RPI	ADJ CONF. RPI						
Average RPI Loss:		8																		
DIV. I ONLY			9-1-2		.83333	18		46		31	12	.66325	14	3	3					
DIV. I NON-CONF.			6-1-2		.77778	45		18		44	8	.66553	9	3	3					
TOTALS		RPI 1-25		RPI 26-50		W-L RECORDS		RPI 51-100		RPI 101-150		RPI 150+								
9-1-2		1-1-1		1-0-0		OVERALL		0-0-1		5-0-0		2-0-0								
6-0-1		0-0-1		0-0-0		HOME		0-0-0		4-0-0		2-0-0								
3-1-1		1-1-0		1-0-0		AWAY		0-0-1		1-0-0		0-0-0								
0-0-0		0-0-0		0-0-0		NEUTRAL		0-0-0		0-0-0		0-0-0								
6-1-2		1-1-1		0-0-0		NON-CONFERENCE		0-0-1		3-0-0		2-0-0								
5-0-1		0-0-1		0-0-0		HOME		0-0-0		3-0-0		2-0-0								
1-1-1		1-1-0		0-0-		AWAY		0-0-1		0-0-0		0-0-0								
0-0-0		0-0-0		0-0-0		NEUTRAL		0-0-0		0-0-0		0-0-0								
3-0-0		0-0-0		1-0-0		CONFERENCE		0-0-0		2-0-0		0-0-0								
1-0-0		0-0-0		0-0-0		HOME		0-0-0		1-0-0		0-0-0								
2-0-0		0-0-0		1-0-0		AWAY		0-0-0		1-0-0		0-0-0								
0-0-0		0-0-0		0-0-0		NEUTRAL		0-0-0		0-0-0		0-0-0								
RPI	S	Opponent			Score		RPI	S	Opponent			Score		RPI	S	Opponent			Score	
8	A	BYU			0 2		46	A	Mississippi St.			3 0		65	A	Pepperdine			0 0	
11	H	Brown			0 0									104	H	Abilene Christian			4 0	
25	A	Santa Clara			3 2									105	A	LSU			2 0	
														110	H	UNLV			4 0	
														118	H	Ohio St.			1 0	
														143	H	Kentucky			6 1	
														153	H	CSUN			4 0	
														204	H	UTRGV			5 0	
							LAST 10 GAMES													
							46	A	Mississippi St.			3 0		105	A	LSU			2 0	
							110	H	UNLV			4 0		143	H	Kentucky			6 1	
							8	A	BYU			0 2		204	H	UTRGV			5 0	
							11	H	Brown			0 0		104	H	Abilene Christian			4 0	
							118	H	Ohio St.			1 0		153	H	CSUN			4 0	

Non-Div. I Games:

Texas A&M

Average RPI Win:		72	WON-LOST RECORD		WINNING PCT. RANK		LAST 10 GAMES		STRENGTH OF SCHEDULE		OPP. STRENGTH OF SCHEDULE		TEAM RPI		ADJ RPI		CONF. RPI		ADJ CONF. RPI		
DIV. I ONLY			7-4-0		.63636 95		6-4-0		7		15		15		.65616 15		3		3		
DIV. I NON-CONF.			4-4-0		.5 157		3-4-0		2		12		21		.64226 20		3		3		
TOTALS		RPI 1-25		RPI 26-50		W-L RECORDS		RPI 51-100		RPI 101-150		RPI 150+									
7-4-0		1-3-0		1-0-0		OVERALL		3-1-0		2-0-0		0-0-0									
3-1-0		0-0-0		0-0-0		HOME		2-1-0		1-0-0		0-0-0									
4-2-0		1-2-0		1-0-0		AWAY		1-0-0		1-0-0		0-0-0									
0-1-0		0-1-0		0-0-0		NEUTRAL		0-0-0		0-0-0		0-0-0									
4-4-0		1-3-0		1-0-0		NON-CONFERENCE		1-1-0		1-0-0		0-0-0									
2-1-0		0-0-0		0-0-0		HOME		1-1-0		1-0-0		0-0-0									
2-2-0		1-2-0		1-0-		AWAY		0-0-0		0-0-0		0-0-0									
0-1-0		0-1-0		0-0-0		NEUTRAL		0-0-0		0-0-0		0-0-0									
3-0-0		0-0-0		0-0-0		CONFERENCE		2-0-0		1-0-0		0-0-0									
1-0-0		0-0-0		0-0-0		HOME		1-0-0		0-0-0		0-0-0									
2-0-0		0-0-0		0-0-0		AWAY		1-0-0		1-0-0		0-0-0									
0-0-0		0-0-0		0-0-0		NEUTRAL		0-0-0		0-0-0		0-0-0									
RPI	S	Opponent		Score		RPI	S	Opponent		Score		RPI	S	Opponent		Score					
1	A	Florida St.		1	2	26	A	South Fla.		2	0	68	A	Vanderbilt		1	0				
7	N	Southern California		1	3							73	H	FGCU		4	0				
19	A	Fla. Atlantic		3	2							75	H	Missouri		3	2				
21	A	UCLA		0	2							91	H	UCF		0	2				
						LAST 10 GAMES															
						135 H Miami (FL)						3	0	68 A Vanderbilt						1	0
						73 H FGCU						4	0	75 H Missouri						3	2
						91 H UCF						0	2	105 A LSU						3	0
						1 A Florida St.						1	2	7 N Southern California						1	3
						21 A UCLA						0	2	26 A South Fla.						2	0

Non-Div. I Games:

Florida

D
u
k
e

Duke

**M
e
m
p
h
i
s**

Memphis

Average RPI Win:	150	WON-LOST	WINNING	LAST 10	STRENGTH OF	OPP. STRENGTH	TEAM	ADJ	CONF.	ADJ CONF.			
Average RPI Loss:	3	RECORD	PCT. RANK	GAMES	SCHEDULE	OF SCHEDULE	RPI	RPI	RPI	RPI			
DIV. I ONLY		9-1-0	.9	7	9-1-0	88	88	17	.64518	18	1	1	
DIV. I NON-CONF.		7-0-0	1	1	7-0-0	161	104	23	.63901	22	1	1	
<hr/>													
TOTALS	RPI 1-25	RPI 26-50		W-L RECORDS		RPI 51-100		RPI 101-150		RPI 150+			
9-1-0	0-1-0	1-0-0		OVERALL		3-0-0		1-0-0		4-0-0			
6-1-0	0-1-0	0-0-0		HOME		3-0-0		0-0-0		3-0-0			
3-0-0	0-0-0	1-0-0		AWAY		0-0-0		1-0-0		1-0-0			
0-0-0	0-0-0	0-0-0		NEUTRAL		0-0-0		0-0-0		0-0-0			
7-0-0	0-0-0	0-0-0		NON-CONFERENCE		3-0-0		1-0-0		3-0-0			
6-0-0	0-0-0	0-0-0		HOME		3-0-0		0-0-0		3-0-0			
1-0-0	0-0-0	0-0-		AWAY		0-0-0		1-0-0		0-0-0			
0-0-0	0-0-0	0-0-0		NEUTRAL		0-0-0		0-0-0		0-0-0			
2-1-0	0-1-0	1-0-0		CONFERENCE		0-0-0		0-0-0		1-0-0			
0-1-0	0-1-0	0-0-0		HOME		0-0-0		0-0-0		0-0-0			
2-0-0	0-0-0	1-0-0		AWAY		0-0-0		0-0-0		1-0-0			
0-0-0	0-0-0	0-0-0		NEUTRAL		0-0-0		0-0-0		0-0-0			
RPI	S	Opponent	Score	RPI	S	Opponent	Score	RPI	S	Opponent	Score		
3	H	North Carolina	0 3	29	A	Boston College	2 1	59	H	Saint Louis	1 0		
								68	H	Vanderbilt	1 0		
								74	H	Indiana	1 0		
										118	A	Ohio St.	2 1
										222	H	Dayton	5 2
										230	A	Syracuse	3 0
										257	H	Morehead St.	3 0
										294	H	Eastern Mich.	5 0
<hr/>													
LAST 10 GAMES													
				68	H	Vanderbilt	1 0	29	A	Boston College	2 1		
				222	H	Dayton	5 2	230	A	Syracuse	3 0		
				74	H	Indiana	1 0	3	H	North Carolina	0 3		
				294	H	Eastern Mich.	5 0	257	H	Morehead St.	3 0		
				59	H	Saint Louis	1 0	118	A	Ohio St.	2 1		

Non-Div. I Games:

Louisville

[illegible]

Non-Div. I Games:

Fla. Atlantic

Average RPI Win:	147	WON-LOST RECORD	WINNING PCT. RANK	LAST 10 GAMES	STRENGTH OF SCHEDULE	OPP. STRENGTH OF SCHEDULE	TEAM RPI	ADJ RPI	CONF. RPI	ADJ CONF. RPI		
DIV. I ONLY		9-1-0	.9	7	9-1-0	108	50	20	.63954	20	2	2
DIV. I NON-CONF.		8-1-0	.88889	14	8-1-0	153	34	33	.62076	33	2	2
<hr/>												
TOTALS	RPI 1-25	RPI 26-50		W-L RECORDS		RPI 51-100		RPI 101-150		RPI 150+		
9-1-0	0-1-0	0-0-0		OVERALL		3-0-0		1-0-0		5-0-0		
7-0-0	0-0-0	0-0-0		HOME		2-0-0		0-0-0		5-0-0		
2-1-0	0-1-0	0-0-0		AWAY		1-0-0		1-0-0		0-0-0		
0-0-0	0-0-0	0-0-0		NEUTRAL		0-0-0		0-0-0		0-0-0		
8-1-0	0-1-0	0-0-0		NON-CONFERENCE		2-0-0		1-0-0		5-0-0		
7-0-0	0-0-0	0-0-0		HOME		2-0-0		0-0-0		5-0-0		
1-1-0	0-1-0	0-0-		AWAY		0-0-0		1-0-0		0-0-0		
0-0-0	0-0-0	0-0-0		NEUTRAL		0-0-0		0-0-0		0-0-0		
1-0-0	0-0-0	0-0-0		CONFERENCE		1-0-0		0-0-0		0-0-0		
0-0-0	0-0-0	0-0-0		HOME		0-0-0		0-0-0		0-0-0		
1-0-0	0-0-0	0-0-0		AWAY		1-0-0		0-0-0		0-0-0		
0-0-0	0-0-0	0-0-0		NEUTRAL		0-0-0		0-0-0		0-0-0		
RPI	S	Opponent	Score	RPI	S	Opponent	Score	RPI	S	Opponent	Score	
1	A	Florida St.	2 3					114	A	Denver	2 0	
						54 H Baylor	1 0	154	H	Boston U.	2 0	
						55 A Arizona	2 1	160	H	Drake	2 0	
						64 H Texas	2 1	184	H	Kent St.	2 1	
								265	H	Northern Colo.	4 0	
								269	H	Austin Peay	2 0	
<hr/>												
LAST 10 GAMES												
		1 A Florida St.	2 3			55 A Arizona	2 1					
		54 H Baylor	1 0			114 A Denver	2 0					
		269 H Austin Peay	2 0			265 H Northern Colo.	4 0					
		64 H Texas	2 1			154 H Boston U.	2 0					
		184 H Kent St.	2 1			160 H Drake	2 0					

Non-Div. I Games:

Colorado

Average RPI Win:	78	WON-LOST	WINNING	LAST 10	STRENGTH OF	OPP. STRENGTH	TEAM	ADJ	CONF.	ADJ CONF.		
Average RPI Loss:	39	RECORD	PCT. RANK	GAMES	SCHEDULE	OF SCHEDULE	RPI	RPI	RPI	RPI		
DIV. I ONLY		6-2-1	.72222	58	6-2-1	77	3	22	.6382	21	2	2
DIV. I NON-CONF.		6-1-1	.8125	35	6-1-1	110	1	16	.64737	16	2	2
<hr/>												
TOTALS	RPI 1-25	RPI 26-50		W-L RECORDS		RPI 51-100		RPI 101-150		RPI 150+		
6-2-1	3-1-0	0-0-0		OVERALL		0-1-1		2-0-0		1-0-0		
3-1-0	2-0-0	0-0-0		HOME		0-1-0		1-0-0		0-0-0		
2-1-0	0-1-0	0-0-0		AWAY		0-0-0		1-0-0		1-0-0		
1-0-1	1-0-0	0-0-0		NEUTRAL		0-0-1		0-0-0		0-0-0		
<hr/>												
6-1-1	3-1-0	0-0-0		NON-CONFERENCE		0-0-1		2-0-0		1-0-0		
3-0-0	2-0-0	0-0-0		HOME		0-0-0		1-0-0		0-0-0		
2-1-0	0-1-0	0-0-		AWAY		0-0-0		1-0-0		1-0-0		
1-0-1	1-0-0	0-0-0		NEUTRAL		0-0-1		0-0-0		0-0-0		
<hr/>												
0-1-0	0-0-0	0-0-0		CONFERENCE		0-1-0		0-0-0		0-0-0		
0-1-0	0-0-0	0-0-0		HOME		0-1-0		0-0-0		0-0-0		
0-0-0	0-0-0	0-0-0		AWAY		0-0-0		0-0-0		0-0-0		
0-0-0	0-0-0	0-0-0		NEUTRAL		0-0-0		0-0-0		0-0-0		
<hr/>												
RPI S	Opponent	Score		RPI S	Opponent	Score		RPI S	Opponent	Score		
1 N	Florida St.	2	1					53 H	California	1	2	
10 H	Wisconsin	1	0					65 N	Pepperdine	2	2	
15 H	Florida	2	0									
25 A	Santa Clara	0	2									
<hr/>												
				LAST 10 GAMES								
10 H	Wisconsin	1	0	53 H	California	1	2	140 A	Hawaii	4	0	
25 A	Santa Clara	0	2	140 A	Hawaii	4	0	65 N	Pepperdine	2	2	
15 H	Florida	2	0	148 H	Iowa St.	3	0					
1 N	Florida St.	2	1									
151 A	Long Beach St.	1	0									

Average RPI Win: 131		WON-LOST	WINNING	LAST 10	STRENGTH OF	OPP. STRENGTH	TEAM	ADJ	CONF.	ADJ CONF.					
Average RPI Loss: 90		RECORD	PCT. RANK	GAMES	SCHEDULE	OF SCHEDULE	RPI	RPI	RPI	RPI					
DIV. I ONLY		9-1-1	.86364	15	8-1-1	96	40	21	.63656	22	4	4			
DIV. I NON-CONF.		8-1-0	.88889	14	7-1-0	141	54	32	.62324	32	4	4			
<hr/>															
TOTALS		RPI 1-25		RPI 26-50		W-L RECORDS		RPI 51-100		RPI 101-150		RPI 150+			
9-1-1		0-0-0		2-0-1		OVERALL		1-1-0		2-0-0		4-0-0			
5-0-1		0-0-0		1-0-1		HOME		1-0-0		2-0-0		1-0-0			
2-1-0		0-0-0		1-0-0		AWAY		0-1-0		0-0-0		1-0-0			
2-0-0		0-0-0		0-0-0		NEUTRAL		0-0-0		0-0-0		2-0-0			
8-1-0		0-0-0		1-0-0		NON-CONFERENCE		1-1-0		2-0-0		4-0-0			
4-0-0		0-0-0		0-0-0		HOME		1-0-0		2-0-0		1-0-0			
2-1-0		0-0-0		1-0-		AWAY		0-1-0		0-0-0		1-0-0			
2-0-0		0-0-0		0-0-0		NEUTRAL		0-0-0		0-0-0		2-0-0			
1-0-1		0-0-0		1-0-1		CONFERENCE		0-0-0		0-0-0		0-0-0			
1-0-1		0-0-0		1-0-1		HOME		0-0-0		0-0-0		0-0-0			
0-0-0		0-0-0		0-0-0		AWAY		0-0-0		0-0-0		0-0-0			
0-0-0		0-0-0		0-0-0		NEUTRAL		0-0-0		0-0-0		0-0-0			
RPI	S	Opponent	Score	RPI	S	Opponent	Score	RPI	S	Opponent	Score	RPI	S	Opponent	Score
				26	A	South Fla.	2 1	70	H	North Texas	4 0	104	H	Abilene Christian	3 0
				33	H	Oklahoma St.	1 0	90	A	New Mexico	0 1	132	H	Arkansas St.	1 0
				47	H	Oklahoma	1 1					165	N	UC Irvine	4 2
												192	A	San Diego St.	6 1
												219	H	Oral Roberts	4 0
												234	N	LMU (CA)	3 1
<hr/>															
LAST 10 GAMES															
				234	N	LMU (CA)	3 1	47	H	Oklahoma	1 1				
				132	H	Arkansas St.	1 0	33	H	Oklahoma St.	1 0				
				104	H	Abilene Christian	3 0	26	A	South Fla.	2 1				
				70	H	North Texas	4 0	165	N	UC Irvine	4 2				
				219	H	Oral Roberts	4 0	90	A	New Mexico	0 1				

Non-Div. I Games:

Texas Tech

Average RPI Win:	141	WON-LOST	WINNING	LAST 10	STRENGTH OF	OPP. STRENGTH	TEAM	ADJ	CONF.	ADJ CONF.				
Average RPI Loss:	12	RECORD	PCT. RANK	GAMES	SCHEDULE	OF SCHEDULE	RPI	RPI	RPI	RPI				
DIV. I ONLY		7-4-0	.63636	95	6-4-0	19	45	24	.63359	23	1	1		
DIV. I NON-CONF.		6-2-0	.75	47	5-2-0	41	68	18	.64444	19	1	1		
<hr/>														
TOTALS	RPI 1-25	RPI 26-50		W-L RECORDS		RPI 51-100		RPI 101-150		RPI 150+				
7-4-0	0-3-0	1-1-0		OVERALL		2-0-0		1-0-0		3-0-0				
4-1-0	0-0-0	0-1-0		HOME		2-0-0		0-0-0		2-0-0				
3-3-0	0-3-0	1-0-0		AWAY		0-0-0		1-0-0		1-0-0				
0-0-0	0-0-0	0-0-0		NEUTRAL		0-0-0		0-0-0		0-0-0				
<hr/>														
6-2-0	0-1-0	1-1-0		NON-CONFERENCE		2-0-0		1-0-0		2-0-0				
3-1-0	0-0-0	0-1-0		HOME		2-0-0		0-0-0		1-0-0				
3-1-0	0-1-0	1-0-		AWAY		0-0-0		1-0-0		1-0-0				
0-0-0	0-0-0	0-0-0		NEUTRAL		0-0-0		0-0-0		0-0-0				
<hr/>														
1-2-0	0-2-0	0-0-0		CONFERENCE		0-0-0		0-0-0		1-0-0				
1-0-0	0-0-0	0-0-0		HOME		0-0-0		0-0-0		1-0-0				
0-2-0	0-2-0	0-0-0		AWAY		0-0-0		0-0-0		0-0-0				
0-0-0	0-0-0	0-0-0		NEUTRAL		0-0-0		0-0-0		0-0-0				
<hr/>														
RPI	S	Opponent	Score		RPI	S	Opponent	Score		RPI	S	Opponent	Score	
2	A	Clemson	0	1	35	H	Iowa	2	3	59	H	Saint Louis	1	0
3	A	North Carolina	0	3	37	A	Michigan	1	0	62	H	Northwestern	4	0
6	A	South Carolina	1	2										

Non-Div. I Games:

Notre Dame

[illegible]

Non-Div. I Games:

Santa Clara

Average RPI Win:	125	WON-LOST	WINNING	LAST 10	STRENGTH OF	OPP. STRENGTH	TEAM	ADJ	CONF.	ADJ CONF.		
Average RPI Loss:	18	RECORD	PCT. RANK	GAMES	SCHEDULE	OF SCHEDULE	RPI	RPI	RPI	RPI		
DIV. I ONLY		5-3-0	.625	101	6-3-0	18	48	28	.63003	26	9	9
DIV. I NON-CONF.		4-2-0	.66667	80	4-2-0	30	24	24	.63819	24	9	9
<hr/>												
TOTALS	RPI 1-25	RPI 26-50		W-L RECORDS		RPI 51-100		RPI 101-150		RPI 150+		
5-3-0	0-3-0	1-0-0		OVERALL		2-0-0		0-0-0		2-0-0		
2-3-0	0-3-0	0-0-0		HOME		1-0-0		0-0-0		1-0-0		
2-0-0	0-0-0	1-0-0		AWAY		0-0-0		0-0-0		1-0-0		
1-0-0	0-0-0	0-0-0		NEUTRAL		1-0-0		0-0-0		0-0-0		
<hr/>												
4-2-0	0-2-0	1-0-0		NON-CONFERENCE		2-0-0		0-0-0		1-0-0		
1-2-0	0-2-0	0-0-0		HOME		1-0-0		0-0-0		0-0-0		
2-0-0	0-0-0	1-0-		AWAY		0-0-0		0-0-0		1-0-0		
1-0-0	0-0-0	0-0-0		NEUTRAL		1-0-0		0-0-0		0-0-0		
<hr/>												
1-1-0	0-1-0	0-0-0		CONFERENCE		0-0-0		0-0-0		1-0-0		
1-1-0	0-1-0	0-0-0		HOME		0-0-0		0-0-0		0-0-0		
0-0-0	0-0-0	0-0-0		AWAY		0-0-0		0-0-0		0-0-0		
0-0-0	0-0-0	0-0-0		NEUTRAL		0-0-0		0-0-0		0-0-0		
<hr/>												
RPI S	Opponent	Score	RPI S	Opponent	Score	RPI S	Opponent	Score	RPI S	Opponent	Score	
15 H	Florida	0 2	30 A	Wake Forest	3 2	66 H	Auburn	2 1	199 H	Tulsa	2 1	
17 H	Memphis	1 2				92 N	Rice	5 1	240 A	UTSA	5 0	
22 H	Texas Tech	1 2										
<hr/>												
LAST 10 GAMES												
240 A	UTSA	5 0	17 H	Memphis	1 2							
92 N	Rice	5 1	199 H	Tulsa	2 1							
15 H	Florida	0 2	22 H	Texas Tech	1 2							
66 H	Auburn	2 1	30 A	Wake Forest	3 2							

Non-Div. I Games:	Saint Leo	2	0
-------------------	-----------	---	---

South Fla.

Average RPI Win: 141		WON-LOST	WINNING	LAST 10	STRENGTH OF	OPP. STRENGTH	TEAM	ADJ	CONF.	ADJ CONF.											
Average RPI Loss: 37		RECORD	PCT. RANK	GAMES	SCHEDULE	OF SCHEDULE	RPI	RPI	RPI	RPI											
DIV. I ONLY		8-1-0	.88889	12	8-1-0	126	58	26	.62795	27	2	2									
DIV. I NON-CONF.		7-1-0	.875	21	7-1-0	206	49	58	.59587	57	2	2									
<hr/>																					
TOTALS		RPI 1-25		RPI 26-50		W-L RECORDS		RPI 51-100		RPI 101-150		RPI 150+									
8-1-0		0-0-0		1-1-0		OVERALL		2-0-0		1-0-0		4-0-0									
4-1-0		0-0-0		1-1-0		HOME		0-0-0		0-0-0		3-0-0									
3-0-0		0-0-0		0-0-0		AWAY		1-0-0		1-0-0		1-0-0									
1-0-0		0-0-0		0-0-0		NEUTRAL		1-0-0		0-0-0		0-0-0									
7-1-0		0-0-0		0-1-0		NON-CONFERENCE		2-0-0		1-0-0		4-0-0									
3-1-0		0-0-0		0-1-0		HOME		0-0-0		0-0-0		3-0-0									
3-0-0		0-0-0		0-0-		AWAY		1-0-0		1-0-0		1-0-0									
1-0-0		0-0-0		0-0-0		NEUTRAL		1-0-0		0-0-0		0-0-0									
1-0-0		0-0-0		1-0-0		CONFERENCE		0-0-0		0-0-0		0-0-0									
1-0-0		0-0-0		1-0-0		HOME		0-0-0		0-0-0		0-0-0									
0-0-0		0-0-0		0-0-0		AWAY		0-0-0		0-0-0		0-0-0									
0-0-0		0-0-0		0-0-0		NEUTRAL		0-0-0		0-0-0		0-0-0									
RPI	S	Opponent		Score		RPI	S	Opponent		Score		RPI	S	Opponent		Score					
				34	H	Oregon St.		2	1	65	N	Pepperdine		2	1	140	A	Hawaii		1	0
				37	H	Michigan		1	2	93	A	Gonzaga		1	0	156	H	Montana		6	0
																173	A	Seattle U		4	0
																232	H	James Madison		6	3
																234	H	LMU (CA)		2	1
<hr/>																					
LAST 10 GAMES																					
				34	H	Oregon St.		2	1	65	N	Pepperdine		2	1						
				232	H	James Madison		6	3	140	A	Hawaii		1	0						
				156	H	Montana		6	0	234	H	LMU (CA)		2	1						
				173	A	Seattle U		4	0	37	H	Michigan		1	2						
										93	A	Gonzaga		1	0						

Non-Div. I Games:

Washington St.

Average RPI Win:	95	WON-LOST	WINNING	LAST 10	STRENGTH OF	OPP. STRENGTH	TEAM	ADJ	CONF.	ADJ CONF.				
Average RPI Loss:	88	RECORD	PCT. RANK	GAMES	SCHEDULE	OF SCHEDULE	RPI	RPI	RPI	RPI				
DIV. I ONLY		4-2-2	.625	101	4-2-2	24	39	32	.62692	28	7	7		
DIV. I NON-CONF.		4-2-2	.625	96	4-2-2	24	32	31	.62692	31	8	8		
<hr/>														
TOTALS	RPI 1-25	RPI 26-50		W-L RECORDS		RPI 51-100		RPI 101-150		RPI 150+				
4-2-2	0-1-0	0-0-1		OVERALL		2-0-1		2-0-0		0-1-0				
1-1-0	0-0-0	0-0-0		HOME		0-0-0		1-0-0		0-1-0				
2-0-2	0-0-0	0-0-1		AWAY		1-0-1		1-0-0		0-0-0				
1-1-0	0-1-0	0-0-0		NEUTRAL		1-0-0		0-0-0		0-0-0				
<hr/>														
4-2-2	0-1-0	0-0-1		NON-CONFERENCE		2-0-1		2-0-0		0-1-0				
1-1-0	0-0-0	0-0-0		HOME		0-0-0		1-0-0		0-1-0				
2-0-2	0-0-0	0-1-		AWAY		1-0-1		1-0-0		0-0-0				
1-1-0	0-1-0	0-0-0		NEUTRAL		1-0-0		0-0-0		0-0-0				
<hr/>														
0-0-0	0-0-0	0-0-0		CONFERENCE		0-0-0		0-0-0		0-0-0				
0-0-0	0-0-0	0-0-0		HOME		0-0-0		0-0-0		0-0-0				
0-0-0	0-0-0	0-0-0		AWAY		0-0-0		0-0-0		0-0-0				
0-0-0	0-0-0	0-0-0		NEUTRAL		0-0-0		0-0-0		0-0-0				
<hr/>														
RPI	S	Opponent	Score		RPI	S	Opponent	Score		RPI	S	Opponent	Score	
3	N	North Carolina	0	4	36	A	Washington	0	0	51	A	Oregon	2	2
										53	A	California	2	0
										90	N	New Mexico	1	0

Non-Div. I Games:

Portland

Average RPI Win:		131	WON-LOST RECORD		WINNING PCT. RANK		LAST 10 GAMES		STRENGTH OF SCHEDULE		OPP. STRENGTH OF SCHEDULE		TEAM RPI		ADJ RPI		CONF. RPI		ADJ CONF. RPI	
DIV. I ONLY			8-2-1		.77273 34		7-2-1		81		19		29		.62679 29		1		1	
DIV. I NON-CONF.			7-0-1		.9375 7		6-0-1		150		28		27		.63517 27		1		1	
TOTALS		RPI 1-25		RPI 26-50		W-L RECORDS		RPI 51-100		RPI 101-150		RPI 150+								
8-2-1		0-2-0		1-0-0		OVERALL		1-0-1		3-0-0		3-0-0								
6-1-1		0-1-0		0-0-0		HOME		0-0-1		3-0-0		3-0-0								
2-1-0		0-1-0		1-0-0		AWAY		1-0-0		0-0-0		0-0-0								
0-0-0		0-0-0		0-0-0		NEUTRAL		0-0-0		0-0-0		0-0-0								
7-0-1		0-0-0		1-0-0		NON-CONFERENCE		1-0-1		2-0-0		3-0-0								
5-0-1		0-0-0		0-0-0		HOME		0-0-1		2-0-0		3-0-0								
2-0-0		0-0-0		1-0-		AWAY		1-0-0		0-0-0		0-0-0								
0-0-0		0-0-0		0-0-0		NEUTRAL		0-0-0		0-0-0		0-0-0								
1-2-0		0-2-0		0-0-0		CONFERENCE		0-0-0		1-0-0		0-0-0								
1-1-0		0-1-0		0-0-0		HOME		0-0-0		1-0-0		0-0-0								
0-1-0		0-1-0		0-0-0		AWAY		0-0-0		0-0-0		0-0-0								
0-0-0		0-0-0		0-0-0		NEUTRAL		0-0-0		0-0-0		0-0-0								
RPI	S	Opponent		Score		RPI	S	Opponent		Score		RPI	S	Opponent		Score				
1	A	Florida St.		4	5	46	A	Mississippi St.		2	0	67	H	Providence		1	1			
18	H	Louisville		1	2							94	A	Princeton		2	1			
														117 H Massachusetts		2	1			
														124 H Northeastern		1	0			
														135 H Miami (FL)		4	0			
														154 H Boston U.		3	0			
														176 H New Hampshire		2	0			
														200 H UMass Lowell		4	1			
LAST 10 GAMES																				
						18	H	Louisville		1	2	67	H	Providence		1	1			
						135	H	Miami (FL)		4	0	176	H	New Hampshire		2	0			
						1	A	Florida St.		4	5	124	H	Northeastern		1	0			
						46	A	Mississippi St.		2	0	94	A	Princeton		2	1			
						200	H	UMass Lowell		4	1	154	H	Boston U.		3	0			

Non-Div. I Games:

Boston College

Wake Forest

Through Games Of Sept. 29, 2019

Average RPI Win: 129		WON-LOST	WINNING	LAST 10	STRENGTH OF		OPP. STRENGTH	TEAM	ADJ	CONF.	ADJ CONF.
Average RPI Loss: 15		RECORD	PCT. RANK	GAMES	SCHEDULE		OF SCHEDULE	RPI	RPI	RPI	RPI
DIV. I ONLY		5-3-3	.59091	125	4-3-3		14	28	30	.62636	30
DIV. I NON-CONF.		5-1-1	.78571	43	4-1-1		54	61	26	.63572	26
TOTALS		RPI 1-25	RPI 26-50		W-L RECORDS		RPI 51-100		RPI 101-150		RPI 150+
5-3-3		1-2-1	0-1-1		OVERALL		1-0-0		1-0-1		2-0-0
4-2-3		1-1-1	0-1-1		HOME		1-0-0		0-0-1		2-0-0
1-1-0		0-1-0	0-0-0		AWAY		0-0-0		1-0-0		0-0-0
0-0-0		0-0-0	0-0-0		NEUTRAL		0-0-0		0-0-0		0-0-0
5-1-1		1-0-0	0-1-0		NON-CONFERENCE		1-0-0		1-0-1		2-0-0
4-1-1		1-0-0	0-1-0		HOME		1-0-0		0-0-1		2-0-0
1-0-0		0-0-0	0-0-0		AWAY		0-0-0		1-0-0		0-0-0
0-0-0		0-0-0	0-0-0		NEUTRAL		0-0-0		0-0-0		0-0-0
0-2-2		0-2-1	0-0-1		CONFERENCE		0-0-0		0-0-0		0-0-0
0-1-2		0-1-1	0-0-1		HOME		0-0-0		0-0-0		0-0-0
0-1-0		0-1-0	0-0-0		AWAY		0-0-0		0-0-0		0-0-0
0-0-0		0-0-0	0-0-0		NEUTRAL		0-0-0		0-0-0		0-0-0
RPI S	Opponent	Score	RPI S	Opponent	Score	RPI S	Opponent	Score	RPI S	Opponent	Score
3 A	North Carolina	0 4	26 H	South Fla.	2 3	88 H	UNCW	2 0	109 H	VCU	0 0
9 H	Virginia	1 1	39 H	NC State	1 1				112 A	Charlotte	3 0
16 H	Duke	2 3							207 H	Appalachian St.	2 0
25 H	Santa Clara	2 1							213 H	Temple	3 0
LAST 10 GAMES											
39 H	NC State	1 1	3 A	North Carolina	0 4						
16 H	Duke	2 3	88 H	UNCW	2 0						
9 H	Virginia	1 1	109 H	VCU	0 0						
26 H	South Fla.	2 3	112 A	Charlotte	3 0						
207 H	Appalachian St.	2 0	25 H	Santa Clara	2 1						

Non-Div. I Games:

Wake Forest

Average RPI Win:	99	WON-LOST	WINNING	LAST 10	STRENGTH OF	OPP. STRENGTH	TEAM	ADJ	CONF.	ADJ CONF.	
Average RPI Loss:	62	RECORD	PCT. RANK	GAMES	SCHEDULE	OF SCHEDULE	RPI	RPI	RPI	RPI	
DIV. I ONLY	7-3-0	.7	66	7-3-0	45	51	33	.62615	31	5	5
DIV. I NON-CONF.	6-1-0	.85714	28	6-1-0	25	76	5	.67755	6	5	5
<hr/>											
TOTALS	RPI 1-25	RPI 26-50		W-L RECORDS		RPI 51-100		RPI 101-150		RPI 150+	
7-3-0	0-0-0	0-1-0		OVERALL		5-2-0		1-0-0		1-0-0	
4-0-0	0-0-0	0-0-0		HOME		2-0-0		1-0-0		1-0-0	
3-2-0	0-0-0	0-1-0		AWAY		3-1-0		0-0-0		0-0-0	
0-1-0	0-0-0	0-0-0		NEUTRAL		0-1-0		0-0-0		0-0-0	
<hr/>											
6-1-0	0-0-0	0-0-0		NON-CONFERENCE		4-1-0		1-0-0		1-0-0	
3-0-0	0-0-0	0-0-0		HOME		1-0-0		1-0-0		1-0-0	
3-0-0	0-0-0	0-0-		AWAY		3-0-0		0-0-0		0-0-0	
0-1-0	0-0-0	0-0-0		NEUTRAL		0-1-0		0-0-0		0-0-0	
<hr/>											
1-2-0	0-0-0	0-1-0		CONFERENCE		1-1-0		0-0-0		0-0-0	
1-0-0	0-0-0	0-0-0		HOME		1-0-0		0-0-0		0-0-0	
0-2-0	0-0-0	0-1-0		AWAY		0-1-0		0-0-0		0-0-0	
0-0-0	0-0-0	0-0-0		NEUTRAL		0-0-0		0-0-0		0-0-0	
<hr/>											
RPI S	Opponent	Score	RPI S	Opponent	Score	RPI S	Opponent	Score	RPI S	Opponent	Score
			35 A	Iowa	1 3	52 N	San Francisco	0 3	103 H	Colorado Col.	2 0
						57 A	Butler	2 1	222 H	Dayton	3 2
						62 H	Northwestern	3 1			
						65 A	Pepperdine	3 2			
						85 A	Illinois St.	3 2			
						97 H	Loyola Chicago	3 1			
						98 A	Nebraska	0 1			
<hr/>											
			LAST 10 GAMES								
			98 A	Nebraska	0 1	57 A	Butler	2 1			
			35 A	Iowa	1 3	85 A	Illinois St.	3 2			
			62 H	Northwestern	3 1	52 N	San Francisco	0 3			
			103 H	Colorado Col.	2 0	65 A	Pepperdine	3 2			
			97 H	Loyola Chicago	3 1	222 H	Dayton	3 2			

Non-Div. I Games:

Illinois

Average RPI Win: 157		WON-LOST RECORD	WINNING PCT. RANK		LAST 10 GAMES	STRENGTH OF SCHEDULE	OPP. STRENGTH OF SCHEDULE	TEAM RPI	ADJ RPI		CONF. RPI	ADJ CONF. RPI					
Average RPI Loss: 37																	
DIV. I ONLY		8-3-0	.72727	50	7-3-0	32	119	27	.62612	32	11	11					
DIV. I NON-CONF.		6-3-0	.66667	80	5-3-0	39	110	37	.61314	38	10	10					
<hr/>																	
TOTALS		RPI 1-25		RPI 26-50		W-L RECORDS		RPI 51-100		RPI 101-150		RPI 150+					
8-3-0		0-1-0		0-1-0		OVERALL		2-1-0		2-0-0		4-0-0					
5-0-0		0-0-0		0-0-0		HOME		2-0-0		0-0-0		3-0-0					
3-3-0		0-1-0		0-1-0		AWAY		0-1-0		2-0-0		1-0-0					
0-0-0		0-0-0		0-0-0		NEUTRAL		0-0-0		0-0-0		0-0-0					
6-3-0		0-1-0		0-1-0		NON-CONFERENCE		1-1-0		2-0-0		3-0-0					
3-0-0		0-0-0		0-0-0		HOME		1-0-0		0-0-0		2-0-0					
3-3-0		0-1-0		0-0-		AWAY		0-1-0		2-0-0		1-0-0					
0-0-0		0-0-0		0-0-0		NEUTRAL		0-0-0		0-0-0		0-0-0					
2-0-0		0-0-0		0-0-0		CONFERENCE		1-0-0		0-0-0		1-0-0					
2-0-0		0-0-0		0-0-0		HOME		1-0-0		0-0-0		1-0-0					
0-0-0		0-0-0		0-0-0		AWAY		0-0-0		0-0-0		0-0-0					
0-0-0		0-0-0		0-0-0		NEUTRAL		0-0-0		0-0-0		0-0-0					
RPI	S	Opponent		Score		RPI	S	Opponent		Score		RPI	S	Opponent		Score	
11	A	Brown		1	2	38	A	Rutgers		1	4	61	A	Penn St.		0	6
												82	H	Columbia		1	0
												87	H	Elon		5	0
												107	A	Penn		2	1
												122	A	Monmouth		1	0
												178	A	Stony Brook		2	1
												203	H	Drexel		2	1
												228	H	Fordham		6	1
												248	H	Fairleigh Dickinson		2	1
<hr/>																	
LAST 10 GAMES																	
						87	H	Elon		5	0	248	H	Fairleigh Dickinson		2	1
						203	H	Drexel		2	1	178	A	Stony Brook		2	1
						107	A	Penn		2	1	38	A	Rutgers		1	4
						82	H	Columbia		1	0	228	H	Fordham		6	1
						61	A	Penn St.		0	6	11	A	Brown		1	2

Non-Div. I Games:

Hofstra

Average RPI Win:	154	WON-LOST	WINNING	LAST 10	STRENGTH OF	OPP. STRENGTH	TEAM	ADJ	CONF.	ADJ CONF.		
Average RPI Loss:	22	RECORD	PCT. RANK	GAMES	SCHEDULE	OF SCHEDULE	RPI	RPI	RPI	RPI		
DIV. I ONLY		7-1-3	.77273	34	6-1-3	76	64	34	.625	33	4	4
DIV. I NON-CONF.		7-0-1	.9375	7	6-0-1	116	89	20	.63949	21	4	4
<hr/>												
TOTALS	RPI 1-25	RPI 26-50		W-L RECORDS		RPI 51-100		RPI 101-150		RPI 150+		
7-1-3	0-1-0	0-0-3		OVERALL		2-0-0		1-0-0		4-0-0		
5-0-1	0-0-0	0-0-1		HOME		1-0-0		1-0-0		3-0-0		
2-1-2	0-1-0	0-0-2		AWAY		1-0-0		0-0-0		1-0-0		
0-0-0	0-0-0	0-0-0		NEUTRAL		0-0-0		0-0-0		0-0-0		
7-0-1	0-0-0	0-0-1		NON-CONFERENCE		2-0-0		1-0-0		4-0-0		
5-0-1	0-0-0	0-0-1		HOME		1-0-0		1-0-0		3-0-0		
2-0-0	0-0-0	0-0-		AWAY		1-0-0		0-0-0		1-0-0		
0-0-0	0-0-0	0-0-0		NEUTRAL		0-0-0		0-0-0		0-0-0		
0-1-2	0-1-0	0-0-2		CONFERENCE		0-0-0		0-0-0		0-0-0		
0-0-0	0-0-0	0-0-0		HOME		0-0-0		0-0-0		0-0-0		
0-1-2	0-1-0	0-0-2		AWAY		0-0-0		0-0-0		0-0-0		
0-0-0	0-0-0	0-0-0		NEUTRAL		0-0-0		0-0-0		0-0-0		
<hr/>												
RPI S	Opponent	Score	RPI S	Opponent	Score	RPI S	Opponent	Score	RPI S	Opponent	Score	
22 A	Texas Tech	0 1	41 H	SMU	2 2	59 H	Saint Louis	2 0	116 H	Kennesaw St.	3 0	
			47 A	Oklahoma	2 2	61 A	Penn St.	2 1	195 H	Omaha	1 0	
			50 A	TCU	1 1				196 A	Lamar University	3 0	
									219 H	Oral Roberts	4 0	
									233 H	Central Ark.	5 0	
<hr/>												
			LAST 10 GAMES									
			50 A TCU 1 1			195 H Omaha 1 0						
			22 A Texas Tech 0 1			61 A Penn St. 2 1						
			41 H SMU 2 2			59 H Saint Louis 2 0						
			116 H Kennesaw St. 3 0			233 H Central Ark. 5 0						
			47 A Oklahoma 2 2			219 H Oral Roberts 4 0						

Non-Div. I Games:

Oklahoma St.

Average RPI Win: 163		WON-LOST	WINNING	LAST 10	STRENGTH OF		OPP. STRENGTH	TEAM	ADJ	CONF.	ADJ CONF.
Average RPI Loss: 27		RECORD	PCT. RANK	GAMES	SCHEDULE		OF SCHEDULE	RPI	RPI	RPI	RPI
DIV. I ONLY		8-1-0	.88889	12	8-1-0		123	85	31	.62457	34
DIV. I NON-CONF.		8-0-0	1	1	8-0-0		187	75	28	.63119	29
TOTALS		RPI 1-25	RPI 26-50		W-L RECORDS		RPI 51-100		RPI 101-150		RPI 150+
8-1-0	0-0-0	1-1-0		OVERALL		2-0-0		1-0-0		4-0-0	
5-0-0	0-0-0	1-0-0		HOME		1-0-0		1-0-0		2-0-0	
3-1-0	0-0-0	0-1-0		AWAY		1-0-0		0-0-0		2-0-0	
0-0-0	0-0-0	0-0-0		NEUTRAL		0-0-0		0-0-0		0-0-0	
8-0-0	0-0-0	1-0-0		NON-CONFERENCE		2-0-0		1-0-0		4-0-0	
5-0-0	0-0-0	1-0-0		HOME		1-0-0		1-0-0		2-0-0	
3-0-0	0-0-0	0-0-		AWAY		1-0-0		0-0-0		2-0-0	
0-0-0	0-0-0	0-0-0		NEUTRAL		0-0-0		0-0-0		0-0-0	
0-1-0	0-0-0	0-1-0		CONFERENCE		0-0-0		0-0-0		0-0-0	
0-0-0	0-0-0	0-0-0		HOME		0-0-0		0-0-0		0-0-0	
0-1-0	0-0-0	0-1-0		AWAY		0-0-0		0-0-0		0-0-0	
0-0-0	0-0-0	0-0-0		NEUTRAL		0-0-0		0-0-0		0-0-0	
RPI S	Opponent	Score		RPI S	Opponent	Score		RPI S	Opponent	Score	
				27 A	Washington St.	1	2	90 H	New Mexico	1	0
				48 H	Villanova	2	1	92 A	Rice	2	1
				LAST 10 GAMES							
				27 A	Washington St.	1	2	162 H	UC Davis	3	0
				251 H	Idaho	2	1	90 H	New Mexico	1	0
				92 A	Rice	2	1	145 H	Saint Mary's (CA)	3	0
				235 A	Houston	5	0	48 H	Villanova	2	1
								280 A	Portland St.	3	0

Non-Div. I Games:

Oregon St.

Average RPI Win:	105	WON-LOST	WINNING	LAST 10	STRENGTH OF	OPP. STRENGTH	TEAM	ADJ	CONF.	ADJ CONF.		
Average RPI Loss:	34	RECORD	PCT. RANK	GAMES	SCHEDULE	OF SCHEDULE	RPI	RPI	RPI	RPI		
DIV. I ONLY		5-2-2	.66667	84	5-2-2	48	27	35	.61986	36	2	2
DIV. I NON-CONF.		4-2-2	.625	96	4-2-2	53	29	48	.60414	47	2	2
<hr/>												
TOTALS	RPI 1-25	RPI 26-50		W-L RECORDS		RPI 51-100		RPI 101-150		RPI 150+		
5-2-2	0-1-0	1-0-1		OVERALL		2-1-0		1-0-0		1-0-1		
2-1-2	0-1-0	0-0-1		HOME		2-0-0		0-0-0		0-0-1		
2-1-0	0-0-0	1-0-0		AWAY		0-1-0		0-0-0		1-0-0		
1-0-0	0-0-0	0-0-0		NEUTRAL		0-0-0		1-0-0		0-0-0		
<hr/>												
4-2-2	0-1-0	1-0-1		NON-CONFERENCE		1-1-0		1-0-0		1-0-1		
1-1-2	0-1-0	0-0-1		HOME		1-0-0		0-0-0		0-0-1		
2-1-0	0-0-0	1-0-		AWAY		0-1-0		0-0-0		1-0-0		
1-0-0	0-0-0	0-0-0		NEUTRAL		0-0-0		1-0-0		0-0-0		
<hr/>												
1-0-0	0-0-0	0-0-0		CONFERENCE		1-0-0		0-0-0		0-0-0		
1-0-0	0-0-0	0-0-0		HOME		1-0-0		0-0-0		0-0-0		
0-0-0	0-0-0	0-0-0		AWAY		0-0-0		0-0-0		0-0-0		
0-0-0	0-0-0	0-0-0		NEUTRAL		0-0-0		0-0-0		0-0-0		
<hr/>												
RPI S	Opponent	Score	RPI S	Opponent	Score	RPI S	Opponent	Score	RPI S	Opponent	Score	
3	H North Carolina	2 3	28	H Portland	0 0	51	H Oregon	2 1	114	N Denver	1 0	
			50	A TCU	3 1	64	A Texas	0 2	173	H Seattle U	0 0	
						90	H New Mexico	2 1	220	A Cal Poly	5 0	
<hr/>												
LAST 10 GAMES												
51 H Oregon						2	1	90 H New Mexico	2	1		
220 A Cal Poly						5	0	3 H North Carolina	2	3		
50 A TCU						3	1	173 H Seattle U	0	0		
64 A Texas						0	2	28 H Portland	0	0		
114 N Denver						1	0					

Non-Div. I Games:

Washington

Average RPI Win:		97	WON-LOST RECORD		WINNING PCT. RANK		LAST 10 GAMES		STRENGTH OF SCHEDULE		OPP. STRENGTH OF SCHEDULE		TEAM RPI		ADJ RPI		CONF. RPI		ADJ CONF. RPI	
DIV. I ONLY			8-2-1		.77273 34		7-2-1		101		12		37		.61977 37		5		5	
DIV. I NON-CONF.			5-2-0		.71429 68		4-2-0		94		26		45		.60897 43		5		5	
TOTALS		RPI 1-25		RPI 26-50		W-L RECORDS		RPI 51-100		RPI 101-150		RPI 150+								
8-2-1		0-1-0		2-0-0		OVERALL		3-0-1		2-1-0		1-0-0								
5-1-1		0-1-0		1-0-0		HOME		2-0-1		1-0-0		1-0-0								
3-1-0		0-0-0		1-0-0		AWAY		1-0-0		1-1-0		0-0-0								
0-0-0		0-0-0		0-0-0		NEUTRAL		0-0-0		0-0-0		0-0-0								
5-2-0		0-1-0		1-0-0		NON-CONFERENCE		2-0-0		1-1-0		1-0-0								
4-1-0		0-1-0		0-0-0		HOME		2-0-0		1-0-0		1-0-0								
1-1-0		0-0-0		1-0-		AWAY		0-0-0		0-1-0		0-0-0								
0-0-0		0-0-0		0-0-0		NEUTRAL		0-0-0		0-0-0		0-0-0								
3-0-1		0-0-0		1-0-0		CONFERENCE		1-0-1		1-0-0		0-0-0								
1-0-1		0-0-0		1-0-0		HOME		0-0-1		0-0-0		0-0-0								
2-0-0		0-0-0		0-0-0		AWAY		1-0-0		1-0-0		0-0-0								
0-0-0		0-0-0		0-0-0		NEUTRAL		0-0-0		0-0-0		0-0-0								
RPI	S	Opponent		Score		RPI	S	Opponent		Score		RPI	S	Opponent		Score				
23	H	Notre Dame		0 1		27	A	Washington St.		2 1		118	A	Ohio St.		2 1				
						49	H	Purdue		2 1										
												73	H	FGCU		2 0				
												74	H	Indiana		0 0				
												95	H	Utah Valley		2 1				

Non-Div. I Games:

Michigan

Average RPI Win: 127		WON-LOST RECORD		WINNING PCT. RANK		LAST 10 GAMES		STRENGTH OF SCHEDULE		OPP. STRENGTH OF SCHEDULE		TEAM RPI		ADJ RPI		CONF. RPI		ADJ CONF. RPI	
DIV. I ONLY		7-2-1		.75 39		7-2-1		87		30		38		.61781 38		5		5	
DIV. I NON-CONF.		6-0-1		.92857 10		6-0-1		74		53		9		.66499 10		5		5	
TOTALS		RPI 1-25		RPI 26-50		W-L RECORDS		RPI 51-100		RPI 101-150		RPI 150+							
7-2-1		0-1-0		1-0-0		OVERALL		2-1-1		2-0-0		2-0-0							
6-2-0		0-1-0		1-0-0		HOME		2-1-0		1-0-0		2-0-0							
1-0-1		0-0-0		0-0-0		AWAY		0-0-1		1-0-0		0-0-0							
0-0-0		0-0-0		0-0-0		NEUTRAL		0-0-0		0-0-0		0-0-0							
6-0-1		0-0-0		1-0-0		NON-CONFERENCE		2-0-1		1-0-0		2-0-0							
5-0-0		0-0-0		1-0-0		HOME		2-0-0		0-0-0		2-0-0							
1-0-1		0-0-0		0-0-		AWAY		0-0-1		1-0-0		0-0-0							
0-0-0		0-0-0		0-0-0		NEUTRAL		0-0-0		0-0-0		0-0-0							
1-2-0		0-1-0		0-0-0		CONFERENCE		0-1-0		1-0-0		0-0-0							
1-2-0		0-1-0		0-0-0		HOME		0-1-0		1-0-0		0-0-0							
0-0-0		0-0-0		0-0-0		AWAY		0-0-0		0-0-0		0-0-0							
0-0-0		0-0-0		0-0-0		NEUTRAL		0-0-0		0-0-0		0-0-0							
RPI	S	Opponent		Score		RPI	S	Opponent		Score		RPI	S	Opponent		Score			
10	H	Wisconsin		1 2		32	H	Hofstra		4 1		67	H	Providence		1 0			
												76	H	Maryland		1 2			
												80	H	Tennessee		1 0			
												94	A	Princeton		0 0			
												130	A	Delaware		1 0			
												141	H	Minnesota		2 0			
												210	H	Central Conn. St.		2 1			
												228	H	Fordham		5 0			
LAST 10 GAMES																			
10	H	Wisconsin		1 2		76	H	Maryland		1 2									
141	H	Minnesota		2 0		67	H	Providence		1 0									
130	A	Delaware		1 0		80	H	Tennessee		1 0									
94	A	Princeton		0 0		228	H	Fordham		5 0									
32	H	Hofstra		4 1		210	H	Central Conn. St.		2 1									

Non-Div. I Games:

Rutgers

NC State				Through Games Of Sept. 29, 2019															
Average RPI Win:		117	WON-LOST	WINNING		LAST 10		STRENGTH OF		OPP. STRENGTH		TEAM		ADJ		CONF.		ADJ CONF.	
Average RPI Loss:		46	RECORD	PCT. RANK		GAMES		SCHEDULE		OF SCHEDULE		RPI		RPI		RPI		RPI	
DIV. I ONLY			5-4-2	.54545	149	5-3-2		15		32		39		.61632		39	1	1	
DIV. I NON-CONF.			5-3-0	.625	96	5-2-0		42		62		42		.6124		40	1	1	
TOTALS		RPI 1-25		RPI 26-50		W-L RECORDS		RPI 51-100		RPI 101-150		RPI 150+							
5-4-2		0-2-1		1-1-1		OVERALL		1-0-0		1-1-0		2-0-0							
2-1-0		0-0-0		0-1-0		HOME		1-0-0		0-0-0		1-0-0							
3-3-2		0-2-1		1-0-1		AWAY		0-0-0		1-1-0		1-0-0							
0-0-0		0-0-0		0-0-0		NEUTRAL		0-0-0		0-0-0		0-0-0							
5-3-0		0-1-0		1-1-0		NON-CONFERENCE		1-0-0		1-1-0		2-0-0							
2-1-0		0-0-0		0-1-0		HOME		1-0-0		0-0-0		1-0-0							
3-2-0		0-1-0		1-0-		AWAY		0-0-0		1-1-0		1-0-0							
0-0-0		0-0-0		0-0-0		NEUTRAL		0-0-0		0-0-0		0-0-0							
0-1-2		0-1-1		0-0-1		CONFERENCE		0-0-0		0-0-0		0-0-0							
0-0-0		0-0-0		0-0-0		HOME		0-0-0		0-0-0		0-0-0							
0-1-2		0-1-1		0-0-1		AWAY		0-0-0		0-0-0		0-0-0							
0-0-0		0-0-0		0-0-0		NEUTRAL		0-0-0		0-0-0		0-0-0							
RPI	S	Opponent		Score		RPI	S	Opponent		Score		RPI	S	Opponent		Score			
3	A	North Carolina		0	1	30	A	Wake Forest		1	1	72	H	Furman		3	1		
6	A	South Carolina		1	2	35	H	Iowa		0	1			122 A Monmouth		1	0		
16	A	Duke		1	1	40	A	Georgetown		3	1			141 A Minnesota		0	1		
														167 A East Carolina		5	2		
														186 H Duquesne		3	0		
LAST 10 GAMES																			
3	A	North Carolina		0	1	30	A	Wake Forest		1	1								
16	A	Duke		1	1	186	H	Duquesne		3	0								
167	A	East Carolina		5	2	35	H	Iowa		0	1								
72	H	Furman		3	1	122	A	Monmouth		1	0								
141	A	Minnesota		0	1	40	A	Georgetown		3	1								

Non-Div. I Games:

NC State

Average RPI Win:	169	WON-LOST	WINNING	LAST 10	STRENGTH OF	OPP. STRENGTH	TEAM	ADJ	CONF.	ADJ CONF.				
Average RPI Loss:	24	RECORD	PCT. RANK	GAMES	SCHEDULE	OF SCHEDULE	RPI	RPI	RPI	RPI				
DIV. I ONLY		7-2-1	.75	39	7-2-1	79	92	40	.61354	40	8	8		
DIV. I NON-CONF.		6-2-1	.72222	62	6-2-1	51	103	34	.61778	36	7	7		
<hr/>														
TOTALS	RPI 1-25	RPI 26-50		W-L RECORDS		RPI 51-100		RPI 101-150		RPI 150+				
7-2-1	0-1-1	0-1-0		OVERALL		2-0-0		1-0-0		4-0-0				
6-1-0	0-0-0	0-1-0		HOME		2-0-0		1-0-0		3-0-0				
1-1-1	0-1-1	0-0-0		AWAY		0-0-0		0-0-0		1-0-0				
0-0-0	0-0-0	0-0-0		NEUTRAL		0-0-0		0-0-0		0-0-0				
<hr/>														
6-2-1	0-1-1	0-1-0		NON-CONFERENCE		2-0-0		0-0-0		4-0-0				
5-1-0	0-0-0	0-1-0		HOME		2-0-0		0-0-0		3-0-0				
1-1-1	0-1-1	0-0-		AWAY		0-0-0		0-0-0		1-0-0				
0-0-0	0-0-0	0-0-0		NEUTRAL		0-0-0		0-0-0		0-0-0				
<hr/>														
1-0-0	0-0-0	0-0-0		CONFERENCE		0-0-0		1-0-0		0-0-0				
1-0-0	0-0-0	0-0-0		HOME		0-0-0		1-0-0		0-0-0				
0-0-0	0-0-0	0-0-0		AWAY		0-0-0		0-0-0		0-0-0				
0-0-0	0-0-0	0-0-0		NEUTRAL		0-0-0		0-0-0		0-0-0				
<hr/>														
RPI	S	Opponent	Score		RPI	S	Opponent	Score		RPI	S	Opponent	Score	
9	A	Virginia	0	2	39	H	NC State	1	3	58	H	West Virginia	3	0
16	A	Duke	0	0						94	H	Princeton	4	3
										138 H Marquette 3 0				
										187 H Ohio 7 0				
										188 H Bucknell 2 0				
										232 A James Madison 2 1				
										284 H Lafayette 4 1				
<hr/>														
					LAST 10 GAMES									
					187 H Ohio 7 0					138 H Marquette 3 0				
					58 H West Virginia 3 0					188 H Bucknell 2 0				
					94 H Princeton 4 3					16 A Duke 0 0				
					284 H Lafayette 4 1					39 H NC State 1 3				
					9 A Virginia 0 2					232 A James Madison 2 1				

Non-Div. I Games:

Georgetown

Average RPI Win:	142	WON-LOST RECORD	WINNING PCT. RANK	LAST 10 GAMES	STRENGTH OF SCHEDULE	OPP. STRENGTH OF SCHEDULE	TEAM RPI	ADJ RPI	CONF. RPI	ADJ CONF. RPI	
DIV. I ONLY		7-1-1	.83333 18	7-1-1	165	22	46	.61245 41	9	9	
DIV. I NON-CONF.		7-1-1	.83333 31	7-1-1	167	21	44	.61245 39	9	9	
<hr/>											
TOTALS	RPI 1-25		RPI 26-50	W-L RECORDS		RPI 51-100		RPI 101-150		RPI 150+	
7-1-1	0-0-0		1-1-1	OVERALL		3-0-0		0-0-0		3-0-0	
4-1-0	0-0-0		0-1-0	HOME		1-0-0		0-0-0		3-0-0	
3-0-1	0-0-0		1-0-1	AWAY		2-0-0		0-0-0		0-0-0	
0-0-0	0-0-0		0-0-0	NEUTRAL		0-0-0		0-0-0		0-0-0	
7-1-1	0-0-0		1-1-1	NON-CONFERENCE		3-0-0		0-0-0		3-0-0	
4-1-0	0-0-0		0-1-0	HOME		1-0-0		0-0-0		3-0-0	
3-0-1	0-0-0		1-1-	AWAY		2-0-0		0-0-0		0-0-0	
0-0-0	0-0-0		0-0-0	NEUTRAL		0-0-0		0-0-0		0-0-0	
0-0-0	0-0-0		0-0-0	CONFERENCE		0-0-0		0-0-0		0-0-0	
0-0-0	0-0-0		0-0-0	HOME		0-0-0		0-0-0		0-0-0	
0-0-0	0-0-0		0-0-0	AWAY		0-0-0		0-0-0		0-0-0	
0-0-0	0-0-0		0-0-0	NEUTRAL		0-0-0		0-0-0		0-0-0	
<hr/>											
RPI S	Opponent	Score	RPI S	Opponent	Score	RPI S	Opponent	Score	RPI S	Opponent	Score
			33 A	Oklahoma St.	2 2	62 A	Northwestern	1 0	151 H	Long Beach St.	1 0
			47 A	Oklahoma	3 2	71 A	DePaul	2 1	265 H	Northern Colo.	4 0
			50 H	TCU	0 1	92 H	Rice	2 0	303 H	Texas Southern	9 0
<hr/>											
LAST 10 GAMES											
			47 A	Oklahoma	3 2	33 A	Oklahoma St.	2 2			
			151 H	Long Beach St.	1 0	303 H	Texas Southern	9 0			
			92 H	Rice	2 0	71 A	DePaul	2 1			
			265 H	Northern Colo.	4 0	62 A	Northwestern	1 0			
			50 H	TCU	0 1						

Non-Div. I Games:

SMU

[illegible]

Non-Div. I Games:

Creighton

Average RPI Win: 139		WON-LOST	WINNING	LAST 10	STRENGTH OF	OPP. STRENGTH	TEAM	ADJ	CONF.	ADJ CONF.							
Average RPI Loss: 73		RECORD	PCT. RANK	GAMES	SCHEDULE	OF SCHEDULE	RPI	RPI	RPI	RPI							
DIV. I ONLY		7-2-2	.72727	50	6-2-2	74	67	41	.60959	43	3	3					
DIV. I NON-CONF.		6-2-0	.75	47	5-2-0	78	111	43	.60536	46	3	3					
<hr/>																	
TOTALS		RPI 1-25		RPI 26-50		W-L RECORDS		RPI 51-100		RPI 101-150		RPI 150+					
7-2-2		0-1-0		0-0-1		OVERALL		3-0-1		1-1-0		3-0-0					
4-1-1		0-0-0		0-0-0		HOME		1-0-1		1-1-0		2-0-0					
2-1-1		0-1-0		0-0-1		AWAY		2-0-0		0-0-0		0-0-0					
1-0-0		0-0-0		0-0-0		NEUTRAL		0-0-0		0-0-0		1-0-0					
6-2-0		0-1-0		0-0-0		NON-CONFERENCE		2-0-0		1-1-0		3-0-0					
3-1-0		0-0-0		0-0-0		HOME		0-0-0		1-1-0		2-0-0					
2-1-0		0-1-0		0-0-		AWAY		2-0-0		0-0-0		0-0-0					
1-0-0		0-0-0		0-0-0		NEUTRAL		0-0-0		0-0-0		1-0-0					
1-0-2		0-0-0		0-0-1		CONFERENCE		1-0-1		0-0-0		0-0-0					
1-0-1		0-0-0		0-0-0		HOME		1-0-1		0-0-0		0-0-0					
0-0-1		0-0-0		0-0-1		AWAY		0-0-0		0-0-0		0-0-0					
0-0-0		0-0-0		0-0-0		NEUTRAL		0-0-0		0-0-0		0-0-0					
RPI	S	Opponent		Score		RPI	S	Opponent		Score		RPI	S	Opponent		Score	
17	A	Memphis		1	3	46	A	Mississippi St.		1	1	66	H	Auburn		1	0
												75	H	Missouri		1	1
												81	A	Murray St.		5	4
												84	A	Western Ky.		1	0
												129	H	South Alabama		1	2
												141	H	Minnesota		3	2
												151	N	Long Beach St.		3	0
												164	H	Southeast Mo. St.		2	0
												286	H	North Ala.		2	0
<hr/>																	
LAST 10 GAMES																	
		75 H Missouri		1	1			66 H Auburn		1	0						
		129 H South Alabama		1	2			46 A Mississippi St.		1	1						
		151 N Long Beach St.		3	0			141 H Minnesota		3	2						
		81 A Murray St.		5	4			164 H Southeast Mo. St.		2	0						
		84 A Western Ky.		1	0			17 A Memphis		1	3						

Non-Div. I Games:

Ole Miss

Average RPI Win: 192		WON-LOST RECORD		WINNING PCT. RANK		LAST 10 GAMES		STRENGTH OF SCHEDULE		OPP. STRENGTH OF SCHEDULE		TEAM RPI		ADJ RPI		CONF. RPI		ADJ CONF. RPI	
DIV. I ONLY		5-0-2		.85714 16		5-0-2		117		169		42		.60922 44		16		16	
DIV. I NON-CONF.		3-0-2		.8 40		3-0-2		106		167		49		.60053 53		15		15	
TOTALS		RPI 1-25		RPI 26-50		W-L RECORDS		RPI 51-100		RPI 101-150		RPI 150+							
5-0-2		0-0-0		0-0-0		OVERALL		1-0-1		1-0-1		3-0-0							
2-0-0		0-0-0		0-0-0		HOME		0-0-0		0-0-0		2-0-0							
3-0-2		0-0-0		0-0-0		AWAY		1-0-1		1-0-1		1-0-0							
0-0-0		0-0-0		0-0-0		NEUTRAL		0-0-0		0-0-0		0-0-0							
3-0-2		0-0-0		0-0-0		NON-CONFERENCE		0-0-1		1-0-1		2-0-0							
2-0-0		0-0-0		0-0-0		HOME		0-0-0		0-0-0		2-0-0							
1-0-2		0-0-0		0-0-		AWAY		0-0-1		1-0-1		0-0-0							
0-0-0		0-0-0		0-0-0		NEUTRAL		0-0-0		0-0-0		0-0-0							
2-0-0		0-0-0		0-0-0		CONFERENCE		1-0-0		0-0-0		1-0-0							
0-0-0		0-0-0		0-0-0		HOME		0-0-0		0-0-0		0-0-0							
2-0-0		0-0-0		0-0-0		AWAY		1-0-0		0-0-0		1-0-0							
0-0-0		0-0-0		0-0-0		NEUTRAL		0-0-0		0-0-0		0-0-0							
RPI	S	Opponent		Score		RPI	S	Opponent		Score		RPI	S	Opponent		Score			

Average RPI Win: 194		WON-LOST RECORD		WINNING PCT. RANK		LAST 10 GAMES		STRENGTH OF SCHEDULE		OPP. STRENGTH OF SCHEDULE		TEAM RPI		ADJ RPI		CONF. RPI		ADJ CONF. RPI					
DIV. I ONLY		5-3-2		.6 114		5-3-2		16		138		44		.6079 45		2		2					
DIV. I NON-CONF.		5-3-1		.61111 110		5-3-1		17		133		41		.60862 44		2		2					
TOTALS		RPI 1-25		RPI 26-50		W-L RECORDS		RPI 51-100		RPI 101-150		RPI 150+											
5-3-2		0-3-0		0-0-0		OVERALL		0-0-1		1-0-1		4-0-0											
3-0-1		0-0-0		0-0-0		HOME		0-0-1		0-0-0		3-0-0											
2-3-1		0-3-0		0-0-0		AWAY		0-0-0		1-0-1		1-0-0											
0-0-0		0-0-0		0-0-0		NEUTRAL		0-0-0		0-0-0		0-0-0											
5-3-1		0-3-0		0-0-0		NON-CONFERENCE		0-0-1		1-0-0		4-0-0											
3-0-1		0-0-0		0-0-0		HOME		0-0-1		0-0-0		3-0-0											
2-3-0		0-3-0		0-0-		AWAY		0-0-0		1-0-0		1-0-0											
0-0-0		0-0-0		0-0-0		NEUTRAL		0-0-0		0-0-0		0-0-0											
0-0-1		0-0-0		0-0-0		CONFERENCE		0-0-0		0-0-1		0-0-0											
0-0-0		0-0-0		0-0-0		HOME		0-0-0		0-0-0		0-0-0											
0-0-1		0-0-0		0-0-0		AWAY		0-0-0		0-0-1		0-0-0											
0-0-0		0-0-0		0-0-0		NEUTRAL		0-0-0		0-0-0		0-0-0											
RPI	S	Opponent		Score		RPI	S	Opponent		Score		RPI	S	Opponent		Score							
2	A	Clemson		0	2							101	A	Arizona St.		2	2						
8	A	BYU		0	2							134	A	Boise St.		1	0						
24	A	Alabama		0	3							160	H	Utah St.		3	0						
												180	H	San Diego		1	0						
												220	H	Cal Poly		1	0						
												278	A	Nevada		2	0						
						LAST 10 GAMES																	
						8	A	BYU		0	2	101	A	Arizona St.		2	2						
						220	H	Cal Poly		1	0	180	H	San Diego		1	0						
						160	H	Utah St.		3	0	57	H	Butler		0	0						
						24	A	Alabama		0	3	278	A	Nevada		2	0						
						2	A	Clemson		0	2	134	A	Boise St.		1	0						

Non-Div. I Games:

Utah

Average RPI Win: 151		WON-LOST RECORD		WINNING PCT. RANK		LAST 10 GAMES		STRENGTH OF SCHEDULE		OPP. STRENGTH OF SCHEDULE		TEAM RPI		ADJ RPI		CONF. RPI		ADJ CONF. RPI	
DIV. I ONLY		5-4-3		.54167 158		3-4-3		12		101		48		.60549 47		4		4	
DIV. I NON-CONF.		5-3-1		.61111 110		3-3-1		40		119		54		.60055 52		4		4	
TOTALS		RPI 1-25		RPI 26-50		W-L RECORDS		RPI 51-100		RPI 101-150		RPI 150+							
5-4-3		1-0-1		0-3-1		OVERALL		0-1-1		1-0-0		3-0-0							
2-1-1		0-0-0		0-1-1		HOME		0-0-0		0-0-0		2-0-0							
3-3-2		1-0-1		0-2-0		AWAY		0-1-1		1-0-0		1-0-0							
0-0-0		0-0-0		0-0-0		NEUTRAL		0-0-0		0-0-0		0-0-0							
5-3-1		1-0-0		0-2-0		NON-CONFERENCE		0-1-1		1-0-0		3-0-0							
2-1-0		0-0-0		0-1-0		HOME		0-0-0		0-0-0		2-0-0							
3-2-1		1-0-0		0-0-		AWAY		0-1-1		1-0-0		1-0-0							
0-0-0		0-0-0		0-0-0		NEUTRAL		0-0-0		0-0-0		0-0-0							
0-1-2		0-0-1		0-1-1		CONFERENCE		0-0-0		0-0-0		0-0-0							
0-0-1		0-0-0		0-0-1		HOME		0-0-0		0-0-0		0-0-0							
0-1-1		0-0-1		0-1-0		AWAY		0-0-0		0-0-0		0-0-0							
0-0-0		0-0-0		0-0-0		NEUTRAL		0-0-0		0-0-0		0-0-0							
RPI	S	Opponent		Score		RPI	S	Opponent		Score		RPI	S	Opponent		Score			
12	A	Arkansas		1	0	33	H	Oklahoma St.		2	2	55	A	Arizona		0	2		
22	A	Texas Tech		1	1	41	H	SMU		2	3	98	A	Nebraska		0	0		
						42	A	Creighton		1	3								
						50	A	TCU		0	2								

Non-Div. I Games:

Oklahoma

Average RPI Win: 110		WON-LOST RECORD		WINNING PCT. RANK		LAST 10 GAMES		STRENGTH OF SCHEDULE		OPP. STRENGTH OF SCHEDULE		TEAM RPI		ADJ RPI		CONF. RPI		ADJ CONF. RPI					
Average RPI Loss: 29																							
DIV. I ONLY		5-3-2		.6 114		5-3-2		44		23		47		.60518 48		8		8					
DIV. I NON-CONF.		4-3-2		.55556 145		4-3-2		57		15		61		.58623 61		7		7					
TOTALS		RPI 1-25		RPI 26-50		W-L RECORDS		RPI 51-100		RPI 101-150		RPI 150+											
5-3-2		1-1-0		0-1-0		OVERALL		1-1-1		2-0-0		1-0-1											
4-1-1		1-1-0		0-0-0		HOME		1-0-0		2-0-0		0-0-1											
1-2-1		0-0-0		0-1-0		AWAY		0-1-1		0-0-0		1-0-0											
0-0-0		0-0-0		0-0-0		NEUTRAL		0-0-0		0-0-0		0-0-0											
4-3-2		1-1-0		0-1-0		NON-CONFERENCE		0-1-1		2-0-0		1-0-1											
3-1-1		1-1-0		0-0-0		HOME		0-0-0		2-0-0		0-0-1											
1-2-1		0-0-0		0-0-		AWAY		0-1-1		0-0-0		1-0-0											
0-0-0		0-0-0		0-0-0		NEUTRAL		0-0-0		0-0-0		0-0-0											
1-0-0		0-0-0		0-0-0		CONFERENCE		1-0-0		0-0-0		0-0-0											
1-0-0		0-0-0		0-0-0		HOME		1-0-0		0-0-0		0-0-0											
0-0-0		0-0-0		0-0-0		AWAY		0-0-0		0-0-0		0-0-0											
0-0-0		0-0-0		0-0-0		NEUTRAL		0-0-0		0-0-0		0-0-0											
RPI	S	Opponent		Score		RPI	S	Opponent		Score		RPI	S	Opponent		Score							
1	H	Florida St.		0	5	34	A	Oregon St.		1	2	51	A	Oregon		0	4	105	H	LSU	1	0	
11	H	Brown		1	0							89	H	Xavier		1	0	130	H	Delaware	1	0	
												94	A	Princeton		2	2	201	H	Saint Joseph's	1	1	
																		213	A	Temple	3	0	

Average RPI Win:	109	WON-LOST	WINNING	LAST 10	STRENGTH OF	OPP. STRENGTH	TEAM	ADJ	CONF.	ADJ CONF.		
Average RPI Loss:	43	RECORD	PCT. RANK	GAMES	SCHEDULE	OF SCHEDULE	RPI	RPI	RPI	RPI		
DIV. I ONLY		6-4-1	.59091	125	5-4-1	42	34	50	.60457	49	5	5
DIV. I NON-CONF.		4-2-1	.64286	89	3-2-1	71	9	49	.60403	48	5	5
<hr/>												
TOTALS	RPI 1-25	RPI 26-50		W-L RECORDS		RPI 51-100		RPI 101-150		RPI 150+		
6-4-1	0-2-0	1-1-0		OVERALL		3-0-1		1-1-0		1-0-0		
4-2-0	0-2-0	1-0-0		HOME		2-0-0		0-0-0		1-0-0		
2-2-1	0-0-0	0-1-0		AWAY		1-0-1		1-1-0		0-0-0		
0-0-0	0-0-0	0-0-0		NEUTRAL		0-0-0		0-0-0		0-0-0		
<hr/>												
4-2-1	0-2-0	0-0-0		NON-CONFERENCE		2-0-1		1-0-0		1-0-0		
2-2-0	0-2-0	0-0-0		HOME		1-0-0		0-0-0		1-0-0		
2-0-1	0-0-0	0-0-		AWAY		1-0-1		1-0-0		0-0-0		
0-0-0	0-0-0	0-0-0		NEUTRAL		0-0-0		0-0-0		0-0-0		
<hr/>												
2-2-0	0-0-0	1-1-0		CONFERENCE		1-0-0		0-1-0		0-0-0		
2-0-0	0-0-0	1-0-0		HOME		1-0-0		0-0-0		0-0-0		
0-2-0	0-0-0	0-1-0		AWAY		0-0-0		0-1-0		0-0-0		
0-0-0	0-0-0	0-0-0		NEUTRAL		0-0-0		0-0-0		0-0-0		
<hr/>												
RPI S	Opponent	Score		RPI S	Opponent	Score		RPI S	Opponent	Score		
6 H	South Carolina	0	2	35 H	Iowa	1	0	56 H	Georgia	1	0	
13 H	Kansas	1	2	37 A	Michigan	1	2	59 A	Saint Louis	0	0	
								71 A	DePaul	3	0	
								98 H	Nebraska	1	0	

Non-Div. I Games:

Purdue

Average RPI Win: 169		WON-LOST RECORD		WINNING PCT. RANK		LAST 10 GAMES		STRENGTH OF SCHEDULE		OPP. STRENGTH OF SCHEDULE		TEAM RPI		ADJ RPI		CONF. RPI		ADJ CONF. RPI					
DIV. I ONLY		7-3-1		.68182 78		7-2-1		71		54		49		.60346 50		4		4					
DIV. I NON-CONF.		6-3-0		.66667 80		6-2-0		99		78		62		.5835 63		4		4					
TOTALS		RPI 1-25		RPI 26-50		W-L RECORDS		RPI 51-100		RPI 101-150		RPI 150+											
7-3-1		0-1-0		2-1-1		OVERALL		0-1-0		1-0-0		4-0-0											
4-1-1		0-0-0		1-1-1		HOME		0-0-0		1-0-0		2-0-0											
3-2-0		0-1-0		1-0-0		AWAY		0-1-0		0-0-0		2-0-0											
0-0-0		0-0-0		0-0-0		NEUTRAL		0-0-0		0-0-0		0-0-0											
6-3-0		0-1-0		1-1-0		NON-CONFERENCE		0-1-0		1-0-0		4-0-0											
3-1-0		0-0-0		0-1-0		HOME		0-0-0		1-0-0		2-0-0											
3-2-0		0-1-0		1-0-		AWAY		0-1-0		0-0-0		2-0-0											
0-0-0		0-0-0		0-0-0		NEUTRAL		0-0-0		0-0-0		0-0-0											
1-0-1		0-0-0		1-0-1		CONFERENCE		0-0-0		0-0-0		0-0-0											
1-0-1		0-0-0		1-0-1		HOME		0-0-0		0-0-0		0-0-0											
0-0-0		0-0-0		0-0-0		AWAY		0-0-0		0-0-0		0-0-0											
0-0-0		0-0-0		0-0-0		NEUTRAL		0-0-0		0-0-0		0-0-0											
RPI	S	Opponent		Score		RPI	S	Opponent		Score		RPI	S	Opponent		Score							
1	A	Florida St.		0 2		33	H	Oklahoma St.		1 1		55	A	Arizona		2 3							
						36	H	Washington		1 3													
						41	A	SMU		1 0													
						47	H	Oklahoma		2 0													
												</											

Non-Div. I Games:

TCU

Average RPI Win:	148	WON-LOST	WINNING	LAST 10	STRENGTH OF	OPP. STRENGTH	TEAM	ADJ	CONF.	ADJ CONF.	
Average RPI Loss:	31	RECORD	PCT. RANK	GAMES	SCHEDULE	OF SCHEDULE	RPI	RPI	RPI	RPI	
DIV. I ONLY		4-2-3	.61111 107	4-2-3	65	17	54	.60338 51	2	2	
DIV. I NON-CONF.		4-1-3	.6875 73	4-1-3	64	20	35	.61989 34	2	2	
<hr/>											
TOTALS	RPI 1-25	RPI 26-50		W-L RECORDS	RPI 51-100		RPI 101-150		RPI 150+		
4-2-3	0-1-1	1-1-1		OVERALL	1-0-0		0-0-1		2-0-0		
3-0-1	0-0-0	1-0-1		HOME	0-0-0		0-0-0		2-0-0		
1-2-2	0-1-1	0-1-0		AWAY	1-0-0		0-0-1		0-0-0		
0-0-0	0-0-0	0-0-0		NEUTRAL	0-0-0		0-0-0		0-0-0		
4-1-3	0-1-1	1-0-1		NON-CONFERENCE	1-0-0		0-0-1		2-0-0		
3-0-1	0-0-0	1-0-1		HOME	0-0-0		0-0-0		2-0-0		
1-1-2	0-1-1	0-0-		AWAY	1-0-0		0-0-1		0-0-0		
0-0-0	0-0-0	0-0-0		NEUTRAL	0-0-0		0-0-0		0-0-0		
0-1-0	0-0-0	0-1-0		CONFERENCE	0-0-0		0-0-0		0-0-0		
0-0-0	0-0-0	0-0-0		HOME	0-0-0		0-0-0		0-0-0		
0-1-0	0-0-0	0-1-0		AWAY	0-0-0		0-0-0		0-0-0		
0-0-0	0-0-0	0-0-0		NEUTRAL	0-0-0		0-0-0		0-0-0		
RPI S	Opponent	Score	RPI S	Opponent	Score	RPI S	Opponent	Score	RPI S	Opponent	Score
2 A	Clemson	1 1	28 H	Portland	2 2	72 A	Furman	3 2	149 A	Fresno St.	2 2
25 A	Santa Clara	1 4	36 A	Washington	1 2				193 H	Buffalo	2 1
			48 H	Villanova	4 0				280 H	Portland St.	4 2
<hr/>											
LAST 10 GAMES											
			48 H	Villanova	4 0	36 A	Washington	1 2			
			280 H	Portland St.	4 2	193 H	Buffalo	2 1			
			25 A	Santa Clara	1 4	28 H	Portland	2 2			
			149 A	Fresno St.	2 2	72 A	Furman	3 2			
						2 A	Clemson	1 1			

Non-Div. I Games:

Oregon

Average RPI Win:		139	WON-LOST RECORD		WINNING PCT. RANK		LAST 10 GAMES		STRENGTH OF SCHEDULE		OPP. STRENGTH OF SCHEDULE		TEAM RPI		ADJ RPI		CONF. RPI		ADJ CONF. RPI				
DIV. I ONLY		7-3-1		.68182		78		7-2-1		81		36		53		.60242		52		7		7	
DIV. I NON-CONF.		7-3-1		.68182		79		7-2-1		85		30		53		.60242		49		8		8	
TOTALS		RPI 1-25		RPI 26-50		W-L RECORDS		RPI 51-100		RPI 101-150		RPI 150+											
7-3-1		0-2-0		1-0-0		OVERALL		1-0-0		1-1-1		4-0-0											
3-1-1		0-1-0		0-0-0		HOME		0-0-0		0-0-1		3-0-0											
3-1-0		0-0-0		0-0-0		AWAY		1-0-0		1-1-0		1-0-0											
1-1-0		0-1-0		1-0-0		NEUTRAL		0-0-0		0-0-0		0-0-0											
7-3-1		0-2-0		1-0-0		NON-CONFERENCE		1-0-0		1-1-1		4-0-0											
3-1-1		0-1-0		0-0-0		HOME		0-0-0		0-0-1		3-0-0											
3-1-0		0-0-0		0-0-		AWAY		1-0-0		1-1-0		1-0-0											
1-1-0		0-1-0		1-0-0		NEUTRAL		0-0-0		0-0-0		0-0-0											
0-0-0		0-0-0		0-0-0		CONFERENCE		0-0-0		0-0-0		0-0-0											
0-0-0		0-0-0		0-0-0		HOME		0-0-0		0-0-0		0-0-0											
0-0-0		0-0-0		0-0-0		AWAY		0-0-0		0-0-0		0-0-0											
0-0-0		0-0-0		0-0-0		NEUTRAL		0-0-0		0-0-0		0-0-0											
RPI	S	Opponent		Score		RPI	S	Opponent		Score		RPI	S	Opponent		Score							
4	H	Stanford		0	9	31	N	Illinois		3	0	69	A	Harvard		3	1	111	H	Cal St. Fullerton		3	3
7	N	Southern California		0	2							124	A	Northeastern		1	2	140	A	Hawaii		3	2
												156	H	Montana		1	0	162	H	UC Davis		3	2
												192	A	San Diego St.		1	0	221	H	UC Riverside		5	0
						LAST 10 GAMES																	
						162	H	UC Davis		3	2	111	H	Cal St. Fullerton		3	3	156	H	Montana		1	0
						221	H	UC Riverside		5	0	124	A	Northeastern		1	2	69	A	Harvard		3	1
						31	N	Illinois		3	0	4	H	Stanford		0	9						
						192	A	San Diego St.		1	0												
						140	A	Hawaii		3	2												

Non-Div. I Games:

San Francisco

Average RPI Win: 144		WON-LOST	WINNING	LAST 10	STRENGTH OF	OPP. STRENGTH	TEAM	ADJ	CONF.	ADJ CONF.							
Average RPI Loss: 28		RECORD	PCT. RANK	GAMES	SCHEDULE	OF SCHEDULE	RPI	RPI	RPI	RPI							
DIV. I ONLY		9-1-0	.9	7	9-1-0	231	18	52	.60032	53	2	2					
DIV. I NON-CONF.		8-1-0	.88889	14	8-1-0	265	18	72	.57776	70	2	2					
<hr/>																	
TOTALS		RPI 1-25		RPI 26-50		W-L RECORDS		RPI 51-100		RPI 101-150		RPI 150+					
9-1-0		2-0-0		0-1-0		OVERALL		0-0-0		1-0-0		6-0-0					
5-1-0		1-0-0		0-1-0		HOME		0-0-0		0-0-0		4-0-0					
4-0-0		1-0-0		0-0-0		AWAY		0-0-0		1-0-0		2-0-0					
0-0-0		0-0-0		0-0-0		NEUTRAL		0-0-0		0-0-0		0-0-0					
8-1-0		1-0-0		0-1-0		NON-CONFERENCE		0-0-0		1-0-0		6-0-0					
5-1-0		1-0-0		0-1-0		HOME		0-0-0		0-0-0		4-0-0					
3-0-0		0-0-0		0-0-		AWAY		0-0-0		1-0-0		2-0-0					
0-0-0		0-0-0		0-0-0		NEUTRAL		0-0-0		0-0-0		0-0-0					
1-0-0		1-0-0		0-0-0		CONFERENCE		0-0-0		0-0-0		0-0-0					
0-0-0		0-0-0		0-0-0		HOME		0-0-0		0-0-0		0-0-0					
1-0-0		1-0-0		0-0-0		AWAY		0-0-0		0-0-0		0-0-0					
0-0-0		0-0-0		0-0-0		NEUTRAL		0-0-0		0-0-0		0-0-0					
RPI	S	Opponent		Score		RPI	S	Opponent		Score		RPI	S	Opponent		Score	
21	A	UCLA		2 1		28	H	Portland		0 2		150	A	UC Santa Barbara		2 0	
25	H	Santa Clara		2 1								156	H	Montana		1 0	
												165	A	UC Irvine		1 0	
												180	H	San Diego		3 0	
												183	H	Weber St.		5 0	
												192	A	San Diego St.		2 0	
												221	H	UC Riverside		2 0	

Non-Div. I Games:

California

Average RPI Win:	170	WON-LOST RECORD	WINNING PCT. RANK	LAST 10 GAMES	STRENGTH OF SCHEDULE	OPP. STRENGTH OF SCHEDULE	TEAM RPI	ADJ RPI	CONF. RPI	ADJ CONF. RPI	
DIV. I ONLY		5-3-3	.59091 125	4-3-3	34	61	51	.59988 54	4	4	
DIV. I NON-CONF.		4-2-3	.61111 110	3-2-3	20	92	39	.61226 41	4	4	
<hr/>											
TOTALS	RPI 1-25	RPI 26-50		W-L RECORDS	RPI 51-100		RPI 101-150		RPI 150+		
5-3-3	0-3-1	0-0-0		OVERALL	1-0-1		1-0-1		3-0-0		
2-1-1	0-1-1	0-0-0		HOME	1-0-0		0-0-0		1-0-0		
3-2-2	0-2-0	0-0-0		AWAY	0-0-1		1-0-1		2-0-0		
0-0-0	0-0-0	0-0-0		NEUTRAL	0-0-0		0-0-0		0-0-0		
<hr/>											
4-2-3	0-2-1	0-0-0		NON-CONFERENCE	1-0-1		0-0-1		3-0-0		
2-1-1	0-1-1	0-0-0		HOME	1-0-0		0-0-0		1-0-0		
2-1-2	0-1-0	0-0-		AWAY	0-0-1		0-0-1		2-0-0		
0-0-0	0-0-0	0-0-0		NEUTRAL	0-0-0		0-0-0		0-0-0		
<hr/>											
1-1-0	0-1-0	0-0-0		CONFERENCE	0-0-0		1-0-0		0-0-0		
0-0-0	0-0-0	0-0-0		HOME	0-0-0		0-0-0		0-0-0		
1-1-0	0-1-0	0-0-0		AWAY	0-0-0		1-0-0		0-0-0		
0-0-0	0-0-0	0-0-0		NEUTRAL	0-0-0		0-0-0		0-0-0		
<hr/>											
RPI S	Opponent	Score		RPI S	Opponent	Score		RPI S	Opponent	Score	
7 H	Southern California	2	2					93 H	Gonzaga	2	1
12 H	Arkansas	0	2					98 A	Nebraska	1	1
13 A	Kansas	1	4						104 A	Abilene Christian	1 1
20 A	Colorado	0	1						139 A	Kansas St.	1 0
									160 A	Drake	1 0
									216 H	Northwestern St.	4 2
									243 A	Wyoming	2 0
<hr/>											
LAST 10 GAMES											
13 A	Kansas	1	4	139 A	Kansas St.	1	0				
20 A	Colorado	0	1	93 H	Gonzaga	2	1				
243 A	Wyoming	2	0	7 H	Southern California	2	2				
98 A	Nebraska	1	1	104 A	Abilene Christian	1	1				
160 A	Drake	1	0	12 H	Arkansas	0	2				

Non-Div. I Games:

Baylor

Average RPI Win: 126		WON-LOST	WINNING	LAST 10	STRENGTH OF		OPP. STRENGTH	TEAM	ADJ	CONF.	ADJ CONF.
Average RPI Loss: 23		RECORD	PCT. RANK	GAMES	SCHEDULE		OF SCHEDULE	RPI	RPI	RPI	RPI
DIV. I ONLY		6-2-0	.75	39	6-2-0		156	8	55	.59834	55
DIV. I NON-CONF.		6-1-0	.85714	28	6-1-0		222	6	56	.6005	54
TOTALS		RPI 1-25	RPI 26-50		W-L RECORDS		RPI 51-100		RPI 101-150		RPI 150+
6-2-0	0-2-0	2-0-0		OVERALL		0-0-0		1-0-0		3-0-0	
3-1-0	0-1-0	2-0-0		HOME		0-0-0		0-0-0		1-0-0	
1-1-0	0-1-0	0-0-0		AWAY		0-0-0		1-0-0		0-0-0	
2-0-0	0-0-0	0-0-0		NEUTRAL		0-0-0		0-0-0		2-0-0	
6-1-0	0-1-0	2-0-0		NON-CONFERENCE		0-0-0		1-0-0		3-0-0	
3-0-0	0-0-0	2-0-0		HOME		0-0-0		0-0-0		1-0-0	
1-1-0	0-1-0	0-0-		AWAY		0-0-0		1-0-0		0-0-0	
2-0-0	0-0-0	0-0-0		NEUTRAL		0-0-0		0-0-0		2-0-0	
0-1-0	0-1-0	0-0-0		CONFERENCE		0-0-0		0-0-0		0-0-0	
0-1-0	0-1-0	0-0-0		HOME		0-0-0		0-0-0		0-0-0	
0-0-0	0-0-0	0-0-0		AWAY		0-0-0		0-0-0		0-0-0	
0-0-0	0-0-0	0-0-0		NEUTRAL		0-0-0		0-0-0		0-0-0	
RPI S	Opponent	Score		RPI S	Opponent	Score		RPI S	Opponent	Score	
20 H	Colorado	1	2	47 H	Oklahoma	2	0	121 A	San Jose St.	1	0
25 A	Santa Clara	0	4	50 H	TCU	3	2	165 H	UC Irvine	4	0
								183 N	Weber St.	6	0
								190 N	Tennessee Tech	3	0
LAST 10 GAMES											
20 H	Colorado	1	2	50 H	TCU	3	2	121 A	San Jose St.	1	0
190 N	Tennessee Tech	3	0	25 A	Santa Clara	0	4	165 H	UC Irvine	4	0
183 N	Weber St.	6	0	47 H	Oklahoma	2	0				

Non-Div. I Games:

Arizona

Average RPI Win:		105	WON-LOST RECORD		WINNING PCT. RANK		LAST 10 GAMES		STRENGTH OF SCHEDULE		OPP. STRENGTH OF SCHEDULE		TEAM RPI		ADJ RPI		CONF. RPI		ADJ CONF. RPI	
DIV. I ONLY			5-4-2		.54545 149		5-3-2		36		26		58		.59508 56		3		3	
DIV. I NON-CONF.			4-3-1		.5625 136		4-2-1		36		36		51		.60168 50		3		3	
TOTALS		RPI 1-25		RPI 26-50		W-L RECORDS		RPI 51-100		RPI 101-150		RPI 150+								
5-4-2		0-3-0		0-1-0		OVERALL		3-0-0		1-0-1		1-0-1								
3-1-1		0-1-0		0-0-0		HOME		2-0-0		0-0-1		1-0-0								
2-3-1		0-2-0		0-1-0		AWAY		1-0-0		1-0-0		0-0-1								
0-0-0		0-0-0		0-0-0		NEUTRAL		0-0-0		0-0-0		0-0-0								
4-3-1		0-2-0		0-1-0		NON-CONFERENCE		2-0-0		1-0-0		1-0-1								
3-1-0		0-1-0		0-0-0		HOME		2-0-0		0-0-0		1-0-0								
1-2-1		0-1-0		0-0-		AWAY		0-0-0		1-0-0		0-0-1								
0-0-0		0-0-0		0-0-0		NEUTRAL		0-0-0		0-0-0		0-0-0								
1-1-1		0-1-0		0-0-0		CONFERENCE		1-0-0		0-0-1		0-0-0								
0-0-1		0-0-0		0-0-0		HOME		0-0-0		0-0-1		0-0-0								
1-1-0		0-1-0		0-0-0		AWAY		1-0-0		0-0-0		0-0-0								
0-0-0		0-0-0		0-0-0		NEUTRAL		0-0-0		0-0-0		0-0-0								
RPI	S	Opponent		Score		RPI	S	Opponent		Score		RPI	S	Opponent		Score				
2	A	Clemson		1	2	49	A	Purdue		0	1	72	H	Furman		2	0			
5	H	Virginia Tech		0	2							75	A	Missouri		5	1			
6	A	South Carolina		0	3							76	H	Maryland		5	0			
														105 H LSU		1	1			
														133 A Georgia St.		2	0			
														170 H Binghamton		4	0			
														298 A Belmont		0	0			
LAST 10 GAMES						LAST 10 GAMES						LAST 10 GAMES								
						75	A	Missouri		5	1	6	A	South Carolina		0	3			
						105	H	LSU		1	1	133	A	Georgia St.		2	0			
						72	H	Furman		2	0	2	A	Clemson		1	2			
						5	H	Virginia Tech		0	2	298	A	Belmont		0	0			
						170	H	Binghamton		4	0	76	H	Maryland		5	0			

Non-Div. I Games:

Georgia

Butler

Butler

Average RPI Win:		186	WON-LOST		WINNING		LAST 10		STRENGTH OF		OPP. STRENGTH		TEAM		ADJ		CONF.		ADJ CONF.		
Average RPI Loss:		18	RECORD		PCT. RANK		GAMES		SCHEDULE		OF SCHEDULE		RPI		RPI		RPI		RPI		
DIV. I ONLY			6-3-1		.65		88	6-3-1		63		99		56		.59469		58	4		4
DIV. I NON-CONF.			5-3-1		.61111		110	5-3-1		43		107		55		.59802		56	4		4
TOTALS		RPI 1-25		RPI 26-50		W-L RECORDS		RPI 51-100		RPI 101-150		RPI 150+									
6-3-1		0-2-0		0-1-0		OVERALL		0-0-1		2-0-0		4-0-0									
6-0-1		0-0-0		0-0-0		HOME		0-0-1		2-0-0		4-0-0									
0-2-0		0-1-0		0-1-0		AWAY		0-0-0		0-0-0		0-0-0									
0-1-0		0-1-0		0-0-0		NEUTRAL		0-0-0		0-0-0		0-0-0									
5-3-1		0-2-0		0-1-0		NON-CONFERENCE		0-0-1		1-0-0		4-0-0									
5-0-1		0-0-0		0-0-0		HOME		0-0-1		1-0-0		4-0-0									
0-2-0		0-1-0		0-0-		AWAY		0-0-0		0-0-0		0-0-0									
0-1-0		0-1-0		0-0-0		NEUTRAL		0-0-0		0-0-0		0-0-0									
1-0-0		0-0-0		0-0-0		CONFERENCE		0-0-0		1-0-0		0-0-0									
1-0-0		0-0-0		0-0-0		HOME		0-0-0		1-0-0		0-0-0									
0-0-0		0-0-0		0-0-0		AWAY		0-0-0		0-0-0		0-0-0									
0-0-0		0-0-0		0-0-0		NEUTRAL		0-0-0		0-0-0		0-0-0									
RPI	S	Opponent		Score		RPI	S	Opponent		Score		RPI	S	Opponent		Score					
4	N	Stanford		1	3	40	A	Georgetown		0	3	61	H	Penn St.		1	1				
9	A	Virginia		1	4							146	H	Bowling Green		2	0				
												148	H	Iowa St.		2	0				
												178	H	Stony Brook		6	1				
												186	H	Duquesne		2	0				
												212	H	High Point		3	0				
												248	H	Fairleigh Dickinson		2	0				
LAST 10 GAMES																					
						148	H	Iowa St.		2	0	40	A	Georgetown		0	3				
						146	H	Bowling Green		2	0	178	H	Stony Brook		6	1				
						248	H	Fairleigh Dickinson		2	0	61	H	Penn St.		1	1				
						4	N	Stanford		1	3	9	A	Virginia		1	4				
						186	H	Duquesne		2	0	212	H	High Point		3	0				

Non-Div. I Games:

West Virginia

Average RPI Win: 176		WON-LOST RECORD		WINNING PCT. RANK		LAST 10 GAMES		STRENGTH OF SCHEDULE		OPP. STRENGTH OF SCHEDULE		TEAM RPI		ADJ RPI		CONF. RPI		ADJ CONF. RPI	
DIV. I ONLY		8-3-1		.70833 64		7-2-1		90		81		59		.59169 59		13		13	
DIV. I NON-CONF.		5-3-1		.61111 110		4-2-1		95		43		73		.57546 74		12		13	
TOTALS		RPI 1-25		RPI 26-50		W-L RECORDS		RPI 51-100		RPI 101-150		RPI 150+							
8-3-1		0-2-0		0-1-1		OVERALL		0-0-0		3-0-0		5-0-0							
4-0-1		0-0-0		0-0-1		HOME		0-0-0		1-0-0		3-0-0							
4-3-0		0-2-0		0-1-0		AWAY		0-0-0		2-0-0		2-0-0							
0-0-0		0-0-0		0-0-0		NEUTRAL		0-0-0		0-0-0		0-0-0							
5-3-1		0-2-0		0-1-1		NON-CONFERENCE		0-0-0		2-0-0		3-0-0							
3-0-1		0-0-0		0-0-1		HOME		0-0-0		1-0-0		2-0-0							
2-3-0		0-2-0		0-0-		AWAY		0-0-0		1-0-0		1-0-0							
0-0-0		0-0-0		0-0-0		NEUTRAL		0-0-0		0-0-0		0-0-0							
3-0-0		0-0-0		0-0-0		CONFERENCE		0-0-0		1-0-0		2-0-0							
1-0-0		0-0-0		0-0-0		HOME		0-0-0		0-0-0		1-0-0							
2-0-0		0-0-0		0-0-0		AWAY		0-0-0		1-0-0		1-0-0							
0-0-0		0-0-0		0-0-0		NEUTRAL		0-0-0		0-0-0		0-0-0							
RPI	S	Opponent		Score		RPI	S	Opponent		Score		RPI	S	Opponent		Score			
18	A	Louisville		0	1	33	A	Oklahoma St.		0	2	108	A	Missouri St.		1	0		
23	A	Notre Dame		0	1	49	H	Purdue		0	0	109	A	VCU		4	0		
												148	H	Iowa St.		1	0		
												160	H	Drake		3	0		
												177	A	Rhode Island		4	1		
												219	A	Oral Roberts		2	0		
												222	H	Dayton		4	1		
												263	H	Indiana St.		2	1		

[illegible]

Non-Div. I Games:

Dartmouth

Average RPI Win: 151		WON-LOST RECORD		WINNING PCT. RANK		LAST 10 GAMES		STRENGTH OF SCHEDULE		OPP. STRENGTH OF SCHEDULE		TEAM RPI		ADJ RPI		CONF. RPI		ADJ CONF. RPI	
DIV. I ONLY		6-5-1		.54167 158		5-4-1		50		24		62		.5884 61		5		5	
DIV. I NON-CONF.		4-3-1		.5625 136		3-2-1		55		22		60		.58849 60		5		5	
TOTALS		RPI 1-25		RPI 26-50		W-L RECORDS		RPI 51-100		RPI 101-150		RPI 150+							
6-5-1		0-3-0		1-2-0		OVERALL		0-0-1		2-0-0		3-0-0							
3-4-0		0-2-0		1-2-0		HOME		0-0-0		1-0-0		1-0-0							
3-1-1		0-1-0		0-0-0		AWAY		0-0-1		1-0-0		2-0-0							
0-0-0		0-0-0		0-0-0		NEUTRAL		0-0-0		0-0-0		0-0-0							
4-3-1		0-2-0		1-1-0		NON-CONFERENCE		0-0-1		0-0-0		3-0-0							
2-3-0		0-2-0		1-1-0		HOME		0-0-0		0-0-0		1-0-0							
2-0-1		0-0-0		0-0-		AWAY		0-0-1		0-0-0		2-0-0							
0-0-0		0-0-0		0-0-0		NEUTRAL		0-0-0		0-0-0		0-0-0							
2-2-0		0-1-0		0-1-0		CONFERENCE		0-0-0		2-0-0		0-0-0							
1-1-0		0-0-0		0-1-0		HOME		0-0-0		1-0-0		0-0-0							
1-1-0		0-1-0		0-0-0		AWAY		0-0-0		1-0-0		0-0-0							
0-0-0		0-0-0		0-0-0		NEUTRAL		0-0-0		0-0-0		0-0-0							
RPI S	Opponent	Score		RPI S	Opponent	Score		RPI S	Opponent	Score		RPI S	Opponent	Score					
4 H	Stanford	1	2	32 H	Hofstra	6	0	58 A	West Virginia	1	1	115 H	Michigan St.	5	1				
9 H	Virginia	1	2	33 H	Oklahoma St.	1	2					141 A	Minnesota	1	0				
10 A	Wisconsin	0	1	37 H	Michigan	0	1					151 A	Long Beach St.	3	1				
												232 H	James Madison	2	1				
												234 A	LMU (CA)	3	0				
				LAST 10 GAMES															
				10 A Wisconsin 0 1				9 H Virginia 1 2											
				141 A Minnesota 1 0				33 H Oklahoma St. 1 2											
				115 H Michigan St. 5 1				232 H James Madison 2 1											
				37 H Michigan 0 1				58 A West Virginia 1 1											
				151 A Long Beach St. 3 1				234 A LMU (CA) 3 0											

Average RPI Win: 114		WON-LOST	WINNING	LAST 10	STRENGTH OF	OPP. STRENGTH	TEAM	ADJ	CONF.	ADJ CONF.							
Average RPI Loss: 35		RECORD	PCT. RANK	GAMES	SCHEDULE	OF SCHEDULE	RPI	RPI	RPI	RPI							
DIV. I ONLY		4-5-1	.45	189	4-5-1	13	47	61	.58709	62	5	5					
DIV. I NON-CONF.		2-4-1	.35714	234	2-4-1	9	57	81	.56401	82	5	5					
<hr/>																	
TOTALS		RPI 1-25		RPI 26-50		W-L RECORDS		RPI 51-100		RPI 101-150		RPI 150+					
4-5-1		0-2-0		1-2-1		OVERALL		1-1-0		0-0-0		2-0-0					
1-2-1		0-1-0		0-1-1		HOME		0-0-0		0-0-0		1-0-0					
3-3-0		0-1-0		1-1-0		AWAY		1-1-0		0-0-0		1-0-0					
0-0-0		0-0-0		0-0-0		NEUTRAL		0-0-0		0-0-0		0-0-0					
2-4-1		0-2-0		0-1-1		NON-CONFERENCE		0-1-0		0-0-0		2-0-0					
1-2-1		0-1-0		0-1-1		HOME		0-0-0		0-0-0		1-0-0					
1-2-0		0-1-0		0-0-		AWAY		0-1-0		0-0-0		1-0-0					
0-0-0		0-0-0		0-0-0		NEUTRAL		0-0-0		0-0-0		0-0-0					
2-1-0		0-0-0		1-1-0		CONFERENCE		1-0-0		0-0-0		0-0-0					
0-0-0		0-0-0		0-0-0		HOME		0-0-0		0-0-0		0-0-0					
2-1-0		0-0-0		1-1-0		AWAY		1-0-0		0-0-0		0-0-0					
0-0-0		0-0-0		0-0-0		NEUTRAL		0-0-0		0-0-0		0-0-0					
RPI	S	Opponent		Score		RPI	S	Opponent		Score		RPI	S	Opponent		Score	
13	H	Kansas		0	1	31	A	Illinois		1	3	69	A	Harvard		0	2
23	A	Notre Dame		0	4	35	A	Iowa		2	1	98	A	Nebraska		1	0
						41	H	SMU		0	1						
						44	H	Central Mich.		1	1						
<hr/>																	
LAST 10 GAMES																	
35	A	Iowa		2	1	69	A	Harvard		0	2	155	A	Cincinnati		2	0
98	A	Nebraska		1	0	155	A	Cincinnati		2	0	169	H	William & Mary		2	1
31	A	Illinois		1	3	169	H	William & Mary		2	1	44	H	Central Mich.		1	1
13	H	Kansas		0	1	44	H	Central Mich.		1	1	23	A	Notre Dame		0	4
41	H	SMU		0	1	23	A	Notre Dame		0	4						

Non-Div. I Games:

Northwestern

Average RPI Win:	165	WON-LOST	WINNING	LAST 10	STRENGTH OF	OPP. STRENGTH	TEAM	ADJ	CONF.	ADJ CONF.	
Average RPI Loss:	101	RECORD	PCT. RANK	GAMES	SCHEDULE	OF SCHEDULE	RPI	RPI	RPI	RPI	
DIV. I ONLY	6-4-1	.59091	125	6-3-1	31	194	63	.58653	63	13	13
DIV. I NON-CONF.	4-3-1	.5625	136	4-2-1	38	176	63	.58328	64	12	13
<hr/>											
TOTALS	RPI 1-25	RPI 26-50		W-L RECORDS	RPI 51-100		RPI 101-150		RPI 150+		
6-4-1	0-1-0	0-0-0		OVERALL	1-1-1		1-1-0		4-1-0		
3-2-0	0-0-0	0-0-0		HOME	0-1-0		1-1-0		2-0-0		
3-1-0	0-0-0	0-0-0		AWAY	1-0-0		0-0-0		2-1-0		
0-1-1	0-1-0	0-0-0		NEUTRAL	0-0-1		0-0-0		0-0-0		
<hr/>											
4-3-1	0-1-0	0-0-0		NON-CONFERENCE	1-1-1		1-0-0		2-1-0		
2-1-0	0-0-0	0-0-0		HOME	0-1-0		1-0-0		1-0-0		
2-1-0	0-0-0	0-0-		AWAY	1-0-0		0-0-0		1-1-0		
0-1-1	0-1-0	0-0-0		NEUTRAL	0-0-1		0-0-0		0-0-0		
<hr/>											
2-1-0	0-0-0	0-0-0		CONFERENCE	0-0-0		0-1-0		2-0-0		
1-1-0	0-0-0	0-0-0		HOME	0-0-0		0-1-0		1-0-0		
1-0-0	0-0-0	0-0-0		AWAY	0-0-0		0-0-0		1-0-0		
0-0-0	0-0-0	0-0-0		NEUTRAL	0-0-0		0-0-0		0-0-0		
<hr/>											
RPI S	Opponent	Score		RPI S	Opponent	Score		RPI S	Opponent	Score	
16 N	Duke	0 2									

Non-Div. I Games:

La Salle

Average RPI Win:		149	WON-LOST RECORD		WINNING PCT. RANK		LAST 10 GAMES		STRENGTH OF SCHEDULE		OPP. STRENGTH OF SCHEDULE		TEAM RPI		ADJ RPI		CONF. RPI		ADJ CONF. RPI				
Average RPI Loss:		81	7-4-0		.63636 95		6-4-0		75		97		64		.58561 64		4		4				
DIV. I ONLY			5-4-0		.55556 145		4-4-0		69		144		87		.56169 85		4		4				
DIV. I NON-CONF.																							
TOTALS		RPI 1-25		RPI 26-50		W-L RECORDS		RPI 51-100		RPI 101-150		RPI 150+											
7-4-0		1-1-0		1-0-0		OVERALL		1-1-0		1-2-0		3-0-0											
4-2-0		0-0-0		1-0-0		HOME		1-1-0		0-1-0		2-0-0											
3-2-0		1-1-0		0-0-0		AWAY		0-0-0		1-1-0		1-0-0											
0-0-0		0-0-0		0-0-0		NEUTRAL		0-0-0		0-0-0		0-0-0											
5-4-0		0-1-0		1-0-0		NON-CONFERENCE		1-1-0		0-2-0		3-0-0											
4-2-0		0-0-0		1-0-0		HOME		1-1-0		0-1-0		2-0-0											
1-2-0		0-1-0		0-0-		AWAY		0-0-0		0-1-0		1-0-0											
0-0-0		0-0-0		0-0-0		NEUTRAL		0-0-0		0-0-0		0-0-0											
2-0-0		1-0-0		0-0-0		CONFERENCE		0-0-0		1-0-0		0-0-0											
0-0-0		0-0-0		0-0-0		HOME		0-0-0		0-0-0		0-0-0											
2-0-0		1-0-0		0-0-0		AWAY		0-0-0		1-0-0		0-0-0											
0-0-0		0-0-0		0-0-0		NEUTRAL		0-0-0		0-0-0		0-0-0											
RPI	S	Opponent		Score		RPI	S	Opponent		Score		RPI	S	Opponent		Score							
13	A	Kansas		1	0	36	H	Washington		2	0	67	H	Providence		0	1	114	A	Denver	0	3	
20	A	Colorado		1	2							93	H	Gonzaga		4	3	122	H	Monmouth	0	4	
														139 A Kansas St.		1	0						
														194 H A&M-Corpus Christi		3	0						
														275 H Grambling		8	0						
														296 A SFA		3	1						
LAST 10 GAMES																							
						139	A	Kansas St.		1	0	122	H	Monmouth		0	4						
						13	A	Kansas		1	0	36	H	Washington		2	0						
						275	H	Grambling		8	0	194	H	A&M-Corpus Christi		3	0						
						67	H	Providence		0	1	296	A	SFA		3	1						
						114	A	Denver		0	3	20	A	Colorado		1	2						

Non-Div. I Games:

Texas

Average RPI Win:	143	WON-LOST	WINNING	LAST 10	STRENGTH OF	OPP. STRENGTH	TEAM	ADJ	CONF.	ADJ CONF.		
Average RPI Loss:	87	RECORD	PCT. RANK	GAMES	SCHEDULE	OF SCHEDULE	RPI	RPI	RPI	RPI		
DIV. I ONLY		4-4-2	.5	160	4-4-2	29	69	65	.58528	65	7	7
DIV. I NON-CONF.		4-4-2	.5	157	4-4-2	33	63	65	.58528	62	8	8
TOTALS	RPI 1-25	RPI 26-50		W-L RECORDS		RPI 51-100		RPI 101-150		RPI 150+		
4-4-2	1-0-2	0-2-0		OVERALL		0-1-0		0-0-0		3-1-0		
3-2-1	1-0-1	0-1-0		HOME		0-1-0		0-0-0		2-0-0		
1-1-0	0-0-0	0-0-0		AWAY		0-0-0		0-0-0		1-1-0		
0-1-1	0-0-1	0-1-0		NEUTRAL		0-0-0		0-0-0		0-0-0		
4-4-2	1-0-2	0-2-0		NON-CONFERENCE		0-1-0		0-0-0		3-1-0		
3-2-1	1-0-1	0-1-0		HOME		0-1-0		0-0-0		2-0-0		
1-1-0	0-0-0	0-0-		AWAY		0-0-0		0-0-0		1-1-0		
0-1-1	0-0-1	0-1-0		NEUTRAL		0-0-0		0-0-0		0-0-0		
0-0-0	0-0-0	0-0-0		CONFERENCE		0-0-0		0-0-0		0-0-0		
0-0-0	0-0-0	0-0-0		HOME		0-0-0		0-0-0		0-0-0		
0-0-0	0-0-0	0-0-0		AWAY		0-0-0		0-0-0		0-0-0		
0-0-0	0-0-0	0-0-0		NEUTRAL		0-0-0		0-0-0		0-0-0		
RPI S	Opponent	Score		RPI S	Opponent	Score		RPI S	Opponent	Score		
4 H	Stanford	1	0	27 N	Washington St.	1	2	68 H	Vanderbilt	0	1	
14 H	Texas A&M	0	0	31 H	Illinois	2	3					
21 N	UCLA	2	2									

Average RPI Win: 149		WON-LOST RECORD	WINNING PCT. RANK		LAST 10 GAMES	STRENGTH OF SCHEDULE	OPP. STRENGTH OF SCHEDULE	TEAM RPI	ADJ RPI		CONF. RPI	ADJ CONF. RPI					
Average RPI Loss: 62																	
DIV. I ONLY		5-4-2	.54545	149	5-3-2	39	107	66	.58075	66	3	3					
DIV. I NON-CONF.		3-3-2	.5	157	3-2-2	46	129	82	.56524	81	3	3					
<hr/>																	
TOTALS		RPI 1-25		RPI 26-50		W-L RECORDS		RPI 51-100		RPI 101-150		RPI 150+					
5-4-2		0-1-0		0-2-0		OVERALL		2-0-1		1-0-1		2-1-0					
3-1-1		0-0-0		0-0-0		HOME		1-0-0		0-0-1		2-1-0					
1-2-1		0-0-0		0-2-0		AWAY		0-0-1		1-0-0		0-0-0					
1-1-0		0-1-0		0-0-0		NEUTRAL		1-0-0		0-0-0		0-0-0					
3-3-2		0-1-0		0-1-0		NON-CONFERENCE		1-0-1		0-0-1		2-1-0					
2-1-1		0-0-0		0-0-0		HOME		0-0-0		0-0-1		2-1-0					
0-1-1		0-0-0		0-0-		AWAY		0-0-1		0-0-0		0-0-0					
1-1-0		0-1-0		0-0-0		NEUTRAL		1-0-0		0-0-0		0-0-0					
2-1-0		0-0-0		0-1-0		CONFERENCE		1-0-0		1-0-0		0-0-0					
1-0-0		0-0-0		0-0-0		HOME		1-0-0		0-0-0		0-0-0					
1-1-0		0-0-0		0-1-0		AWAY		0-0-0		1-0-0		0-0-0					
0-0-0		0-0-0		0-0-0		NEUTRAL		0-0-0		0-0-0		0-0-0					
RPI	S	Opponent		Score		RPI	S	Opponent		Score		RPI	S	Opponent		Score	
5	N	Virginia Tech		1	3	26	A	South Fla.		1	2	76	N	Maryland		4	0
						43	A	Ole Miss		0	1	80	H	Tennessee		1	0
												86	A	Old Dominion		0	0
														126 H Samford		3	3
														143 A Kentucky		2	1
														175 H Southern Miss.		0	2
														215 H Troy		3	0
														230 H Syracuse		2	0
<hr/>																	
LAST 10 GAMES																	
						43 A Ole Miss	0	1	126 H Samford	3	3						
						80 H Tennessee	1	0	175 H Southern Miss.	0	2						
						86 A Old Dominion	0	0	215 H Troy	3	0						
						143 A Kentucky	2	1	230 H Syracuse	2	0						
						76 N Maryland	4	0	5 N Virginia Tech	1	3						

Non-Div. I Games:

Auburn

[illegible]

Non-Div. I Games:

Providence

Average RPI Win:	168	WON-LOST	WINNING	LAST 10	STRENGTH OF	OPP. STRENGTH	TEAM	ADJ	CONF.	ADJ CONF.		
Average RPI Loss:	15	RECORD	PCT. RANK	GAMES	SCHEDULE	OF SCHEDULE	RPI	RPI	RPI	RPI		
DIV. I ONLY		8-3-0	.72727	50	7-3-0	169	20	67	.57765	68	3	3
DIV. I NON-CONF.		7-1-0	.875	21	6-1-0	244	33	71	.5776	71	3	3
<hr/>												
TOTALS	RPI 1-25	RPI 26-50		W-L RECORDS		RPI 51-100		RPI 101-150		RPI 150+		
8-3-0	0-3-0	0-0-0		OVERALL		2-0-0		2-0-0		4-0-0		
6-1-0	0-1-0	0-0-0		HOME		1-0-0		2-0-0		3-0-0		
2-2-0	0-2-0	0-0-0		AWAY		1-0-0		0-0-0		1-0-0		
0-0-0	0-0-0	0-0-0		NEUTRAL		0-0-0		0-0-0		0-0-0		
7-1-0	0-1-0	0-0-0		NON-CONFERENCE		1-0-0		2-0-0		4-0-0		
5-0-0	0-0-0	0-0-0		HOME		0-0-0		2-0-0		3-0-0		
2-1-0	0-1-0	0-0-		AWAY		1-0-0		0-0-0		1-0-0		
0-0-0	0-0-0	0-0-0		NEUTRAL		0-0-0		0-0-0		0-0-0		
1-2-0	0-2-0	0-0-0		CONFERENCE		1-0-0		0-0-0		0-0-0		
1-1-0	0-1-0	0-0-0		HOME		1-0-0		0-0-0		0-0-0		
0-1-0	0-1-0	0-0-0		AWAY		0-0-0		0-0-0		0-0-0		
0-0-0	0-0-0	0-0-0		NEUTRAL		0-0-0		0-0-0		0-0-0		
RPI S	Opponent	Score	RPI S	Opponent	Score	RPI S	Opponent	Score	RPI S	Opponent	Score	
12 A	Arkansas	0 1				65 A	Pepperdine	1 0	133 H	Georgia St.	7 0	
15 H	Florida	0 1				80 H	Tennessee	1 0	147 H	Chattanooga	3 0	
18 A	Louisville	0 1							165 A	UC Irvine	1 0	
									209 H	Marshall	3 2	
									241 H	Colgate	2 0	
									301 H	Evansville	4 0	
<hr/>												
			LAST 10 GAMES									
			15 H Florida 0 1			147 H Chattanooga 3 0						
			12 A Arkansas 0 1			209 H Marshall 3 2						
			80 H Tennessee 1 0			241 H Colgate 2 0						
			18 A Louisville 0 1			65 A Pepperdine 1 0						
			301 H Evansville 4 0			165 A UC Irvine 1 0						

Average RPI Win: 157		WON-LOST	WINNING	LAST 10	STRENGTH OF		OPP. STRENGTH	TEAM	ADJ		CONF.	ADJ CONF.						
Average RPI Loss: 88		RECORD	PCT. RANK	GAMES	SCHEDULE		OF SCHEDULE	RPI	RPI		RPI	RPI						
DIV. I ONLY		7-2-0	.77778	31	7-2-0		181	80	70		.5764	69						
DIV. I NON-CONF.		6-2-0	.75	47	6-2-0		213	66	91		.55757	89						
TOTALS		RPI 1-25	RPI 26-50		W-L RECORDS		RPI 51-100		RPI 101-150		RPI 150+							
7-2-0		0-0-0	0-0-0		OVERALL		1-1-0		3-1-0		3-0-0							
6-1-0		0-0-0	0-0-0		HOME		1-1-0		3-0-0		2-0-0							
1-1-0		0-0-0	0-0-0		AWAY		0-0-0		0-1-0		1-0-0							
0-0-0		0-0-0	0-0-0		NEUTRAL		0-0-0		0-0-0		0-0-0							
6-2-0		0-0-0	0-0-0		NON-CONFERENCE		1-1-0		2-1-0		3-0-0							
5-1-0		0-0-0	0-0-0		HOME		1-1-0		2-0-0		2-0-0							
1-1-0		0-0-0	0-0-		AWAY		0-0-0		0-1-0		1-0-0							
0-0-0		0-0-0	0-0-0		NEUTRAL		0-0-0		0-0-0		0-0-0							
1-0-0		0-0-0	0-0-0		CONFERENCE		0-0-0		1-0-0		0-0-0							
1-0-0		0-0-0	0-0-0		HOME		0-0-0		1-0-0		0-0-0							
0-0-0		0-0-0	0-0-0		AWAY		0-0-0		0-0-0		0-0-0							
0-0-0		0-0-0	0-0-0		NEUTRAL		0-0-0		0-0-0		0-0-0							
RPI	S	Opponent	Score	RPI	S	Opponent	Score	RPI	S	Opponent	Score	RPI	S	Opponent	Score			
								52	H	San Francisco	1	3		107	H	Penn	1	0
								62	H	Northwestern	2	0		117	H	Massachusetts	2	1
														123	H	Quinnipiac	3	0
														124	A	Northeastern	1	4
														168	A	UConn	3	1
														200	H	UMass Lowell	4	1
														319	H	LIU Brooklyn	5	0
				LAST 10 GAMES														
				107	H	Penn	1	0	52	H	San Francisco	1	3					
				319	H	LIU Brooklyn	5	0	117	H	Massachusetts	2	1					
				200	H	UMass Lowell	4	1	62	H	Northwestern	2	0					
				168	A	UConn	3	1	123	H	Quinnipiac	3	0					
									124	A	Northeastern	1	4					

Non-Div. I Games:

Harvard

Average RPI Win:	227	WON-LOST	WINNING	LAST 10	STRENGTH OF	OPP. STRENGTH	TEAM	ADJ	CONF.	ADJ CONF.		
Average RPI Loss:	21	RECORD	PCT. RANK	GAMES	SCHEDULE	OF SCHEDULE	RPI	RPI	RPI	RPI		
DIV. I ONLY		8-3-0	.72727	50	7-3-0	120	149	69	.57491	70	10	10
DIV. I NON-CONF.		5-3-0	.625	96	4-3-0	148	172	114	.53681	115	11	11
<hr/>												
TOTALS	RPI 1-25	RPI 26-50		W-L RECORDS		RPI 51-100		RPI 101-150		RPI 150+		
8-3-0	0-3-0	0-0-0		OVERALL		1-0-0		0-0-0		7-0-0		
7-0-0	0-0-0	0-0-0		HOME		1-0-0		0-0-0		6-0-0		
1-3-0	0-3-0	0-0-0		AWAY		0-0-0		0-0-0		1-0-0		
0-0-0	0-0-0	0-0-0		NEUTRAL		0-0-0		0-0-0		0-0-0		
5-3-0	0-3-0	0-0-0		NON-CONFERENCE		0-0-0		0-0-0		5-0-0		
4-0-0	0-0-0	0-0-0		HOME		0-0-0		0-0-0		4-0-0		
1-3-0	0-3-0	0-0-		AWAY		0-0-0		0-0-0		1-0-0		
0-0-0	0-0-0	0-0-0		NEUTRAL		0-0-0		0-0-0		0-0-0		
3-0-0	0-0-0	0-0-0		CONFERENCE		1-0-0		0-0-0		2-0-0		
3-0-0	0-0-0	0-0-0		HOME		1-0-0		0-0-0		2-0-0		
0-0-0	0-0-0	0-0-0		AWAY		0-0-0		0-0-0		0-0-0		
0-0-0	0-0-0	0-0-0		NEUTRAL		0-0-0		0-0-0		0-0-0		
RPI S	Opponent	Score		RPI S	Opponent	Score		RPI S	Opponent	Score		
17 A	Memphis	0	1					166 H	Middle Tenn.	3	0	
22 A	Texas Tech	0	4					175 H	Southern Miss.	1	0	
24 A	Alabama	1	3					216 H	Northwestern St.	7	0	
								275 H	Grambling	1	0	
								281 A	Incarnate Word	3	0	
								303 H	Texas Southern	5	0	
								312 H	Houston Baptist	2	1	

Average RPI Win: 111		WON-LOST RECORD		WINNING PCT. RANK		LAST 10 GAMES		STRENGTH OF SCHEDULE		OPP. STRENGTH OF SCHEDULE		TEAM RPI		ADJ RPI		CONF. RPI		ADJ CONF. RPI					
Average RPI Loss: 47																							
DIV. I ONLY		3-5-2		.4 220		3-5-2		8		109		72		.57259 71		8		8					
DIV. I NON-CONF.		3-4-2		.44444 188		3-4-2		7		124		66		.58276 65		7		7					
TOTALS		RPI 1-25		RPI 26-50		W-L RECORDS		RPI 51-100		RPI 101-150		RPI 150+											
3-5-2		1-1-0		0-3-0		OVERALL		1-1-0		0-0-2		1-0-0											
0-3-2		0-0-0		0-2-0		HOME		0-1-0		0-0-2		0-0-0											
2-1-0		0-0-0		0-1-0		AWAY		1-0-0		0-0-0		1-0-0											
1-1-0		1-1-0		0-0-0		NEUTRAL		0-0-0		0-0-0		0-0-0											
3-4-2		1-1-0		0-2-0		NON-CONFERENCE		1-1-0		0-0-2		1-0-0											
0-3-2		0-0-0		0-2-0		HOME		0-1-0		0-0-2		0-0-0											
2-0-0		0-0-0		0-0-		AWAY		1-0-0		0-0-0		1-0-0											
1-1-0		1-1-0		0-0-0		NEUTRAL		0-0-0		0-0-0		0-0-0											
0-1-0		0-0-0		0-1-0		CONFERENCE		0-0-0		0-0-0		0-0-0											
0-0-0		0-0-0		0-0-0		HOME		0-0-0		0-0-0		0-0-0											
0-1-0		0-0-0		0-1-0		AWAY		0-0-0		0-0-0		0-0-0											
0-0-0		0-0-0		0-0-0		NEUTRAL		0-0-0		0-0-0		0-0-0											
RPI	S	Opponent		Score		RPI	S	Opponent		Score		RPI	S	Opponent		Score							
6	N	South Carolina		0	1	41	H	SMU		1	2	96	H	Milwaukee		1	2	126	H	Samford	0	0	
13	N	Kansas		1	0	42	A	Creighton		0	2	97	A	Loyola Chicago		2	0	146	H	Bowling Green	1	1	
						49	H	Purdue		0	3							222	A	Dayton	1	0	
						LAST 10 GAMES																	
						42	A	Creighton		0	2	13	N	Kansas		1	0						
						126	H	Samford		0	0	222	A	Dayton		1	0						
						146	H	Bowling Green		1	1	49	H	Purdue		0	3						
						97	A	Loyola Chicago		2	0	41	H	SMU		1	2						
						6	N	South Carolina		0	1	96	H	Milwaukee		1	2						

Non-Div. I Games:

DePaul

Average RPI Win: 160		WON-LOST	WINNING	LAST 10	STRENGTH OF SCHEDULE	OPP. STRENGTH OF SCHEDULE	TEAM RPI	ADJ RPI	CONF. RPI	ADJ CONF. RPI						
Average RPI Loss: 59		RECORD	PCT. RANK	GAMES												
DIV. I ONLY		6-4-1	.59091	125	6-3-1	69	115	71	.57194	72	17	17				
DIV. I NON-CONF.		5-4-0	.55556	145	5-3-0	76	86	85	.5611	86	18	18				

TOTALS		RPI 1-25		RPI 26-50		W-L RECORDS		RPI 51-100		RPI 101-150		RPI 150+				
6-4-1		0-0-0		0-1-0		OVERALL		1-3-0		3-0-1		2-0-0				
2-1-0		0-0-0		0-0-0		HOME		1-1-0		0-0-0		1-0-0				
4-2-1		0-0-0		0-1-0		AWAY		0-1-0		3-0-1		1-0-0				
0-1-0		0-0-0		0-0-0		NEUTRAL		0-1-0		0-0-0		0-0-0				
5-4-0		0-0-0		0-1-0		NON-CONFERENCE		1-3-0		2-0-0		2-0-0				
2-1-0		0-0-0		0-0-0		HOME		1-1-0		0-0-0		1-0-0				
3-2-0		0-0-0		0-0-		AWAY		0-1-0		2-0-0		1-0-0				
0-1-0		0-0-0		0-0-0		NEUTRAL		0-1-0		0-0-0		0-0-0				
1-0-1		0-0-0		0-0-0		CONFERENCE		0-0-0		1-0-1		0-0-0				
0-0-0		0-0-0		0-0-0		HOME		0-0-0		0-0-0		0-0-0				
1-0-1		0-0-0		0-0-0		AWAY		0-0-0		1-0-1		0-0-0				
0-0-0		0-0-0		0-0-0		NEUTRAL		0-0-0		0-0-0		0-0-0				
RPI	S	Opponent	Score	RPI	S	Opponent	Score	RPI	S	Opponent	Score					
				39	A	NC State	1 3	51	H	Oregon	2 3	113	A	Col. of Charleston	2 1	
								56	A	Georgia	0 2	116	A	Kennesaw St.	2 0	
								87	H	Elon	3 0	126	A	Samford	1 1	
								88	N	UNCW	1 2	147	A	Chattanooga	1 0	
												214	A	Campbell	2 1	
												285	H	Presbyterian	5 0	

LAST 10 GAMES																
				147	A	Chattanooga	1 0	51	H	Oregon	2 3					
				126	A	Samford	1 1	116	A	Kennesaw St.	2 0					
				56	A	Georgia	0 2	87	H	Elon	3 0					
				39	A	NC State	1 3	214	A	Campbell	2 1					
				285	H	Presbyterian	5 0	113	A	Col. of Charleston	2 1					

Non-Div. I Games:

Furman

Average RPI Win: 174		WON-LOST	WINNING		LAST 10	STRENGTH OF		OPP. STRENGTH	TEAM	ADJ	CONF.	ADJ CONF.			
Average RPI Loss: 38		RECORD	PCT. RANK		GAMES	SCHEDULE		OF SCHEDULE	RPI	RPI	RPI	RPI			
DIV. I ONLY		6-3-1	.65	88	6-3-1	111		78	73	.57106	73	15	15		
DIV. I NON-CONF.		5-3-0	.625	96	5-3-0	107		25	74	.5757	73	16	16		
TOTALS		RPI 1-25	RPI 26-50		W-L RECORDS		RPI 51-100		RPI 101-150		RPI 150+				
6-3-1	0-1-0	1-1-0		OVERALL		1-1-0		1-0-0		3-0-1					
5-1-0	0-0-0	1-0-0		HOME		1-1-0		1-0-0		2-0-0					
1-2-1	0-1-0	0-1-0		AWAY		0-0-0		0-0-0		1-0-1					
0-0-0	0-0-0	0-0-0		NEUTRAL		0-0-0		0-0-0		0-0-0					
5-3-0	0-1-0	1-1-0		NON-CONFERENCE		1-1-0		1-0-0		2-0-0					
5-1-0	0-0-0	1-0-0		HOME		1-1-0		1-0-0		2-0-0					
0-2-0	0-1-0	0-0-		AWAY		0-0-0		0-0-0		0-0-0					
0-0-0	0-0-0	0-0-0		NEUTRAL		0-0-0		0-0-0		0-0-0					
1-0-1	0-0-0	0-0-0		CONFERENCE		0-0-0		0-0-0		1-0-1					
0-0-0	0-0-0	0-0-0		HOME		0-0-0		0-0-0		0-0-0					
1-0-1	0-0-0	0-0-0		AWAY		0-0-0		0-0-0		1-0-1					
0-0-0	0-0-0	0-0-0		NEUTRAL		0-0-0		0-0-0		0-0-0					
RPI S	Opponent	Score		RPI S	Opponent	Score		RPI S	Opponent	Score		RPI S	Opponent	Score	
15 A	Florida	0	4	37 A	Michigan	0	2	63 H	La Salle	1	2	124 H	Northeastern	2	0
				42 H	Creighton	2	1	83 H	Ball St.	2	0	157 A	Lipscomb	1	1
												209 H	Marshall	2	0
												286 A	North Ala.	3	1
												299 H	FIU	2	0
LAST 10 GAMES															
				157 A	Lipscomb	1	1	15 A	Florida	0	4				
				286 A	North Ala.	3	1	124 H	Northeastern	2	0				
				209 H	Marshall	2	0	63 H	La Salle	1	2				
				42 H	Creighton	2	1	37 A	Michigan	0	2				
				83 H	Ball St.	2	0	299 H	FIU	2	0				

Non-Div. I Games:

FGCU

I
n
d
i
a
n
a

Indiana

Average RPI Win: 147		WON-LOST	WINNING	LAST 10	STRENGTH OF	OPP. STRENGTH	TEAM	ADJ	CONF.	ADJ CONF.				
Average RPI Loss: 70		RECORD	PCT. RANK	GAMES	SCHEDULE	OF SCHEDULE	RPI	RPI	RPI	RPI				
DIV. I ONLY		6-4-1	.59091	125	5-4-1	83	73	75	.56885	75	3	3		
DIV. I NON-CONF.		6-2-0	.75	47	5-2-0	104	135	59	.59181	59	3	3		
<hr/>														
TOTALS		RPI 1-25		RPI 26-50		W-L RECORDS		RPI 51-100		RPI 101-150		RPI 150+		
6-4-1		0-1-0		0-0-1		OVERALL		2-2-0		1-1-0		3-0-0		
5-3-0		0-0-0		0-0-0		HOME		2-2-0		0-1-0		3-0-0		
1-1-1		0-1-0		0-0-1		AWAY		0-0-0		1-0-0		0-0-0		
0-0-0		0-0-0		0-0-0		NEUTRAL		0-0-0		0-0-0		0-0-0		
6-2-0		0-0-0		0-0-0		NON-CONFERENCE		2-1-0		1-1-0		3-0-0		
5-2-0		0-0-0		0-0-0		HOME		2-1-0		0-1-0		3-0-0		
1-0-0		0-0-0		0-0-		AWAY		0-0-0		1-0-0		0-0-0		
0-0-0		0-0-0		0-0-0		NEUTRAL		0-0-0		0-0-0		0-0-0		
0-2-1		0-1-0		0-0-1		CONFERENCE		0-1-0		0-0-0		0-0-0		
0-1-0		0-0-0		0-0-0		HOME		0-1-0		0-0-0		0-0-0		
0-1-1		0-1-0		0-0-1		AWAY		0-0-0		0-0-0		0-0-0		
0-0-0		0-0-0		0-0-0		NEUTRAL		0-0-0		0-0-0		0-0-0		
RPI	S	Opponent		Score	RPI	S	Opponent		Score	RPI	S	Opponent		Score
15	A	Florida		2 3	43	A	Ole Miss		1 1	56	H	Georgia		1 5
										81	H	Murray St.		2 1
										89	H	Xavier		3 2
										97	H	Loyola Chicago		1 2
						</								

Non-Div. I Games:

Missouri

Average RPI Win:	161	WON-LOST RECORD	WINNING PCT. RANK	LAST 10 GAMES	STRENGTH OF SCHEDULE	OPP. STRENGTH OF SCHEDULE	TEAM RPI	ADJ RPI	CONF. RPI	ADJ CONF. RPI					
Average RPI Loss:	44														
DIV. I ONLY	6-3-2	.63636	95	5-3-2	103	79	76	.56842	76	5	5				
DIV. I NON-CONF.	4-2-2	.625	96	3-2-2	133	131	101	.54677	104	5	5				
<hr/>															
TOTALS	RPI 1-25	RPI 26-50		W-L RECORDS	RPI 51-100		RPI 101-150		RPI 150+						
6-3-2	0-1-0	1-0-0		OVERALL	1-2-0		1-0-1		3-0-1						
5-1-1	0-1-0	0-0-0		HOME	1-0-0		1-0-0		3-0-1						
1-1-1	0-0-0	1-0-0		AWAY	0-1-0		0-0-1		0-0-0						
0-1-0	0-0-0	0-0-0		NEUTRAL	0-1-0		0-0-0		0-0-0						
<hr/>															
4-2-2	0-0-0	0-0-0		NON-CONFERENCE	1-2-0		0-0-1		3-0-1						
4-0-1	0-0-0	0-0-0		HOME	1-0-0		0-0-0		3-0-1						
0-1-1	0-0-0	0-0-		AWAY	0-1-0		0-0-1		0-0-0						
0-1-0	0-0-0	0-0-0		NEUTRAL	0-1-0		0-0-0		0-0-0						
<hr/>															
2-1-0	0-1-0	1-0-0		CONFERENCE	0-0-0		1-0-0		0-0-0						
1-1-0	0-1-0	0-0-0		HOME	0-0-0		1-0-0		0-0-0						
1-0-0	0-0-0	1-0-0		AWAY	0-0-0		0-0-0		0-0-0						
0-0-0	0-0-0	0-0-0		NEUTRAL	0-0-0		0-0-0		0-0-0						
<hr/>															
RPI	S	Opponent	Score	RPI	S	Opponent	Score	RPI	S	Opponent	Score				
10	H	Wisconsin	0 3	38	A	Rutgers	2 1	56	A	Georgia	0 5				
								66	N	Auburn	0 4				
								94	H	Princeton	3 0				
								106	A	George Washington	1 1				
								141	H	Minnesota	2 0				
								206	H	NJIT	1 0				
								213	H	Temple	1 1				
								236	H	George Mason	3 0				
								250	H	Ga. Southern	2 1				
								LAST 10 GAMES							
								38	A	Rutgers	2 1				
								106	A	George Washington	1 1				
								141	H	Minnesota	2 0				
								236	H	George Mason	3 0				
								56	A	Georgia	0 5				
								66	N	Auburn	0 4				
								94	H	Princeton	3 0				
								206	H	NJIT	1 0				
								213	H	Temple	1 1				

Non-Div. I Games:

Maryland

UMKC

Average RPI Win: 208		WON-LOST	WINNING	LAST 10	STRENGTH OF	OPP. STRENGTH	TEAM	ADJ	CONF.	ADJ CONF.			
Average RPI Loss: 42		RECORD	PCT. RANK	GAMES	SCHEDULE	OF SCHEDULE	RPI	RPI	RPI	RPI			
DIV. I ONLY		8-1-2	.81818	24	7-1-2	207	129	77	.56797	77	21	21	
DIV. I NON-CONF.		8-1-2	.81818	34	7-1-2	209	138	77	.56797	77	21	21	
<hr/>													
TOTALS		RPI 1-25		RPI 26-50		W-L RECORDS		RPI 51-100		RPI 101-150		RPI 150+	
8-1-2		0-0-0		0-1-0		OVERALL		1-0-0		1-0-1		6-0-1	
6-1-0		0-0-0		0-1-0		HOME		1-0-0		1-0-0		4-0-0	
2-0-2		0-0-0		0-0-0		AWAY		0-0-0		0-0-1		2-0-1	
0-0-0		0-0-0		0-0-0		NEUTRAL		0-0-0		0-0-0		0-0-0	
<hr/>													
8-1-2		0-0-0		0-1-0		NON-CONFERENCE		1-0-0		1-0-1		6-0-1	
6-1-0		0-0-0		0-1-0		HOME		1-0-0		1-0-0		4-0-0	
2-0-2		0-0-0		0-0-		AWAY		0-0-0		0-0-1		2-0-1	
0-0-0		0-0-0		0-0-0		NEUTRAL		0-0-0		0-0-0		0-0-0	
<hr/>													
0-0-0		0-0-0		0-0-0		CONFERENCE		0-0-0		0-0-0		0-0-0	
0-0-0		0-0-0		0-0-0		HOME		0-0-0		0-0-0		0-0-0	
0-0-0		0-0-0		0-0-0		AWAY		0-0-0		0-0-0		0-0-0	
0-0-0		0-0-0		0-0-0		NEUTRAL		0-0-0		0-0-0		0-0-0	
<hr/>													
RPI	S	Opponent	Score	RPI	S	Opponent	Score	RPI	S	Opponent	Score		
				42	H	Creighton	1 2	85	H	Illinois St.	2 0		
										108	A	Missouri St.	0 0
										137	H	Western Ill.	3 1
										160	A	Drake	1 1
										199	A	Tulsa	2 1
										219	A	Oral Roberts	2 0
										224	H	UNI	4 0
										231	H	South Dakota	1 0
										263	H	Indiana St.	1 0
										308	H	Eastern Ill.	2 1
<hr/>													
LAST 10 GAMES													
				231	H	South Dakota	1 0	160	A	Drake	1 1		
				219	A	Oral Roberts	2 0	108	A	Missouri St.	0 0		
				199	A	Tulsa	2 1	137	H	Western Ill.	3 1		
				42	H	Creighton	1 2	308	H	Eastern Ill.	2 1		
				224	H	UNI	4 0	85	H	Illinois St.	2 0		

Non-Div. I Games:

UMKC

Average RPI Win: 240		WON-LOST RECORD	WINNING PCT. RANK	LAST 10 GAMES	STRENGTH OF SCHEDULE	OPP. STRENGTH OF SCHEDULE	TEAM RPI	ADJ RPI		CONF. RPI	ADJ CONF. RPI	
Average RPI Loss: 105												
DIV. I ONLY		10-1-0	.90909 2	9-1-0	242	222	80	.5678	78	22	22	
DIV. I NON-CONF.		8-1-0	.88889 14	7-1-0	219	250	78	.56761	78	23	23	
<hr/>												
TOTALS		RPI 1-25		RPI 26-50		W-L RECORDS		RPI 51-100		RPI 101-150		RPI 150+
10-1-0		0-0-0		0-0-0		OVERALL		1-0-0		0-1-0		9-0-0
4-1-0		0-0-0		0-0-0		HOME		0-0-0		0-1-0		4-0-0
6-0-0		0-0-0		0-0-0		AWAY		1-0-0		0-0-0		5-0-0
0-0-0		0-0-0		0-0-0		NEUTRAL		0-0-0		0-0-0		0-0-0
8-1-0		0-0-0		0-0-0		NON-CONFERENCE		1-0-0		0-1-0		7-0-0
4-1-0		0-0-0		0-0-0		HOME		0-0-0		0-1-0		4-0-0
4-0-0		0-0-0		0-0-		AWAY		1-0-0		0-0-0		3-0-0
0-0-0		0-0-0		0-0-0		NEUTRAL		0-0-0		0-0-0		0-0-0
2-0-0		0-0-0		0-0-0		CONFERENCE		0-0-0		0-0-0		2-0-0
0-0-0		0-0-0		0-0-0		HOME		0-0-0		0-0-0		0-0-0
2-0-0		0-0-0		0-0-0		AWAY		0-0-0		0-0-0		2-0-0
0-0-0		0-0-0		0-0-0		NEUTRAL		0-0-0		0-0-0		0-0-0
RPI S	Opponent	Score	RPI S	Opponent	Score	RPI S	Opponent	Score	RPI S	Opponent	Score	
						63 A	La Salle	3 2	105 H	LSU	0 1	
									193 H	Buffalo	1 0	
									218 A	Army West Point	1 0	
									241 A	Colgate	1 0	
									247 A	The Citadel	4 1	
									249 H	Howard	3 0	
									271 H	Gardner-Webb	1 0	
									272 A	Charleston So.	1 0	
									313 H	ETSU	2 1	
									328 A	Hampton	2 0	
<hr/>												
LAST 10 GAMES												
			218 A	Army West Point	1 0	313 H	ETSU	2 1				
			241 A	Colgate	1 0	328 A	Hampton	2 0				
			249 H	Howard	3 0	247 A	The Citadel	4 1				
			63 A	La Salle	3 2	272 A	Charleston So.	1 0				
			271 H	Gardner-Webb	1 0	105 H	LSU	0 1				

Non-Div. I Games:

Navy

Average RPI Win: 185		WON-LOST RECORD	WINNING PCT. RANK		LAST 10 GAMES	STRENGTH OF SCHEDULE	OPP. STRENGTH OF SCHEDULE	TEAM RPI	ADJ RPI		CONF. RPI	ADJ CONF. RPI					
Average RPI Loss: 108																	
DIV. I ONLY		7-2-0	.77778	31	7-2-0	202	82	78	.56728	79	6	6					
DIV. I NON-CONF.		6-2-0	.75	47	6-2-0	207	88	90	.55655	91	6	6					
TOTALS		RPI 1-25		RPI 26-50		W-L RECORDS		RPI 51-100		RPI 101-150		RPI 150+					
7-2-0		0-1-0		0-0-0		OVERALL		1-0-0		2-0-0		4-1-0					
3-0-0		0-0-0		0-0-0		HOME		0-0-0		1-0-0		2-0-0					
4-2-0		0-1-0		0-0-0		AWAY		1-0-0		1-0-0		2-1-0					
0-0-0		0-0-0		0-0-0		NEUTRAL		0-0-0		0-0-0		0-0-0					
6-2-0		0-1-0		0-0-0		NON-CONFERENCE		0-0-0		2-0-0		4-1-0					
3-0-0		0-0-0		0-0-0		HOME		0-0-0		1-0-0		2-0-0					
3-2-0		0-1-0		0-0-		AWAY		0-0-0		1-0-0		2-1-0					
0-0-0		0-0-0		0-0-0		NEUTRAL		0-0-0		0-0-0		0-0-0					
1-0-0		0-0-0		0-0-0		CONFERENCE		1-0-0		0-0-0		0-0-0					
0-0-0		0-0-0		0-0-0		HOME		0-0-0		0-0-0		0-0-0					
1-0-0		0-0-0		0-0-0		AWAY		1-0-0		0-0-0		0-0-0					
0-0-0		0-0-0		0-0-0		NEUTRAL		0-0-0		0-0-0		0-0-0					
RPI	S	Opponent		Score		RPI	S	Opponent		Score		RPI	S	Opponent		Score	
5	A	Virginia Tech		1	2							94	A	Princeton		1	0
												124	A	Northeastern		2	1
												131	H	Fairfield		5	1
												210	H	Central Conn. St.		3	0
												211	A	St. John's (NY)		1	2
												228	H	Fordham		2	0
												242	A	Robert Morris		2	1
												267	A	Loyola Maryland		3	1
LAST 10 GAMES																	
						94	A	Princeton		1	0	5	A	Virginia Tech		1	2
						210	H	Central Conn. St.		3	0	267	A	Loyola Maryland		3	1
						124	A	Northeastern		2	1	131	H	Fairfield		5	1
						242	A	Robert Morris		2	1	211	A	St. John's (NY)		1	2
						228	H	Fordham		2	0						

Non-Div. I Games:

Yale

Average RPI Win:	174	WON-LOST RECORD	WINNING PCT. RANK	LAST 10 GAMES	STRENGTH OF SCHEDULE	OPP. STRENGTH OF SCHEDULE	TEAM RPI	ADJ RPI	CONF. RPI	ADJ CONF. RPI		
DIV. I ONLY		6-4-1	.59091	125	5-4-1	80	102	79	.56686	80	3	3
DIV. I NON-CONF.		6-1-1	.8125	35	5-1-1	90	157	36	.61362	37	3	3
<hr/>												
TOTALS	RPI 1-25	RPI 26-50		W-L RECORDS		RPI 51-100		RPI 101-150		RPI 150+		
6-4-1	0-1-0	0-1-0		OVERALL		1-2-0		1-0-1		4-0-0		
5-1-0	0-1-0	0-0-0		HOME		0-0-0		1-0-0		4-0-0		
1-3-1	0-0-0	0-1-0		AWAY		1-2-0		0-0-1		0-0-0		
0-0-0	0-0-0	0-0-0		NEUTRAL		0-0-0		0-0-0		0-0-0		
6-1-1	0-0-0	0-1-0		NON-CONFERENCE		1-0-0		1-0-1		4-0-0		
5-0-0	0-0-0	0-0-0		HOME		0-0-0		1-0-0		4-0-0		
1-1-1	0-0-0	0-0-		AWAY		1-0-0		0-0-1		0-0-0		
0-0-0	0-0-0	0-0-0		NEUTRAL		0-0-0		0-0-0		0-0-0		
0-3-0	0-1-0	0-0-0		CONFERENCE		0-2-0		0-0-0		0-0-0		
0-1-0	0-1-0	0-0-0		HOME		0-0-0		0-0-0		0-0-0		
0-2-0	0-0-0	0-0-0		AWAY		0-2-0		0-0-0		0-0-0		
0-0-0	0-0-0	0-0-0		NEUTRAL		0-0-0		0-0-0		0-0-0		
RPI	S	Opponent	Score	RPI	S	Opponent	Score	RPI	S	Opponent	Score	
24	H	Alabama	1 2	38	A	Rutgers	0 1	66	A	Auburn	0 1	
								68	A	Vanderbilt	0 1	
								82	A	Columbia	3 0	

Non-Div. I Games:

Tennessee

Average RPI Win: 164		WON-LOST	WINNING	LAST 10	STRENGTH OF		OPP. STRENGTH	TEAM	ADJ		CONF.	ADJ CONF.			
Average RPI Loss: 87		RECORD	PCT. RANK	GAMES	SCHEDULE		OF SCHEDULE	RPI	RPI		RPI	RPI			
DIV. I ONLY		6-5-0	.54545	149	6-4-0		55	173	85	.56491	81	26	26		
DIV. I NON-CONF.		3-5-0	.375	218	3-4-0		44	100	113	.53861	112	24	24		
<hr/>															
TOTALS		RPI 1-25		RPI 26-50		W-L RECORDS		RPI 51-100		RPI 101-150		RPI 150+			
6-5-0		0-0-0		0-1-0		OVERALL		1-2-0		2-2-0		3-0-0			
5-2-0		0-0-0		0-1-0		HOME		1-1-0		1-0-0		3-0-0			
1-3-0		0-0-0		0-0-0		AWAY		0-1-0		1-2-0		0-0-0			
0-0-0		0-0-0		0-0-0		NEUTRAL		0-0-0		0-0-0		0-0-0			
<hr/>															
3-5-0		0-0-0		0-1-0		NON-CONFERENCE		1-2-0		2-2-0		0-0-0			
2-2-0		0-0-0		0-1-0		HOME		1-1-0		1-0-0		0-0-0			
1-3-0		0-0-0		0-0-		AWAY		0-1-0		1-2-0		0-0-0			
0-0-0		0-0-0		0-0-0		NEUTRAL		0-0-0		0-0-0		0-0-0			
<hr/>															
3-0-0		0-0-0		0-0-0		CONFERENCE		0-0-0		0-0-0		3-0-0			
3-0-0		0-0-0		0-0-0		HOME		0-0-0		0-0-0		3-0-0			
0-0-0		0-0-0		0-0-0		AWAY		0-0-0		0-0-0		0-0-0			
0-0-0		0-0-0		0-0-0		NEUTRAL		0-0-0		0-0-0		0-0-0			
<hr/>															
RPI	S	Opponent	Score	RPI	S	Opponent	Score	RPI	S	Opponent	Score	RPI	S	Opponent	Score
				43	H	Ole Miss	4 5	74	H	Indiana	2 1	108	A	Missouri St.	0 1
								75	A	Missouri	1 2	120	A	Northern Ky.	1 3
								89	H	Xavier	3 4	126	A	Samford	2 0
												132	H	Arkansas St.	3 1
												164	H	Southeast Mo. St.	5 0
												205	H	UT Martin	5 1
												283	H	SIUE	5 0
<hr/>															
LAST 10 GAMES															
				205	H	UT Martin	5 1	164	H	Southeast Mo. St.	5 0				
				283	H	SIUE	5 0	75	A	Missouri	1 2				
				108	A	Missouri St.	0 1	120	A	Northern Ky.	1 3				
				132	H	Arkansas St.	3 1	74	H	Indiana	2 1				
				43	H	Ole Miss	4 5	126	A	Samford	2 0				

Non-Div. I Games:

Murray St.

C
o
l
u
m
b
i
a

Columbia

Average RPI Win: 205		WON-LOST RECORD		WINNING PCT. RANK		LAST 10 GAMES		STRENGTH OF SCHEDULE		OPP. STRENGTH OF SCHEDULE		TEAM RPI		ADJ RPI		CONF. RPI		ADJ CONF. RPI	
DIV. I ONLY		7-3-0		.7 66		7-3-0		134		153		82		.5642 83		16		16	
DIV. I NON-CONF.		6-2-0		.75 47		6-2-0		131		161		70		.57657 72		15		15	
TOTALS		RPI 1-25		RPI 26-50		W-L RECORDS		RPI 51-100		RPI 101-150		RPI 150+							
7-3-0		0-1-0		0-1-0		OVERALL		2-1-0		1-0-0		4-0-0							
6-1-0		0-0-0		0-1-0		HOME		2-0-0		1-0-0		3-0-0							
1-2-0		0-1-0		0-0-0		AWAY		0-1-0		0-0-0		1-0-0							
0-0-0		0-0-0		0-0-0		NEUTRAL		0-0-0		0-0-0		0-0-0							
6-2-0		0-1-0		0-0-0		NON-CONFERENCE		2-1-0		1-0-0		3-0-0							
5-0-0		0-0-0		0-0-0		HOME		2-0-0		1-0-0		2-0-0							
1-2-0		0-1-0		0-0-		AWAY		0-1-0		0-0-0		1-0-0							
0-0-0		0-0-0		0-0-0		NEUTRAL		0-0-0		0-0-0		0-0-0							
1-1-0		0-0-0		0-1-0		CONFERENCE		0-0-0		0-0-0		1-0-0							
1-1-0		0-0-0		0-1-0		HOME		0-0-0		0-0-0		1-0-0							
0-0-0		0-0-0		0-0-0		AWAY		0-0-0		0-0-0		0-0-0							
0-0-0		0-0-0		0-0-0		NEUTRAL		0-0-0		0-0-0		0-0-0							
RPI S	Opponent	Score		RPI S	Opponent	Score		RPI S	Opponent	Score		RPI S	Opponent	Score					
19 A	Fla. Atlantic	0	1	44 H	Central Mich.	0	1	73 A	FGCU	0	2	138 H	Marquette	1	0				
								85 H	Illinois St.	1	0	195 A	Omaha	1	0				
								97 H	Loyola Chicago	2	1	294 H	Eastern Mich.	3	2				
												308 H	Eastern Ill.	6	0				
												318 H	Purdue Fort Wayne	4	0				
LAST 10 GAMES																			
				318 H	Purdue Fort Wayne	4	0	294 H	Eastern Mich.	3	2								
				73 A	FGCU	0	2	44 H	Central Mich.	0	1								
				19 A	Fla. Atlantic	0	1	85 H	Illinois St.	1	0								
				195 A	Omaha	1	0	138 H	Marquette	1	0								
				97 H	Loyola Chicago	2	1	308 H	Eastern Ill.	6	0								

Non-Div. I Games:

Ball St.

Average RPI Win:	213	WON-LOST	WINNING	LAST 10	STRENGTH OF	OPP. STRENGTH	TEAM	ADJ	CONF.	ADJ CONF.	
Average RPI Loss:	85	RECORD	PCT. RANK	GAMES	SCHEDULE	OF SCHEDULE	RPI	RPI	RPI	RPI	
DIV. I ONLY	6-2-1	.72222	58	6-2-1	136	196	83	.56386	84	10	10
DIV. I NON-CONF.	3-2-1	.58333	125	3-2-1	216	198	163	.49853	163	11	11
<hr/>											
TOTALS	RPI 1-25	RPI 26-50		W-L RECORDS	RPI 51-100		RPI 101-150		RPI 150+		
6-2-1	0-0-0	0-1-0		OVERALL	0-0-0		1-1-1		5-0-0		
5-1-0	0-0-0	0-1-0		HOME	0-0-0		1-0-0		4-0-0		
1-1-1	0-0-0	0-0-0		AWAY	0-0-0		0-1-1		1-0-0		
0-0-0	0-0-0	0-0-0		NEUTRAL	0-0-0		0-0-0		0-0-0		
<hr/>											
3-2-1	0-0-0	0-1-0		NON-CONFERENCE	0-0-0		0-1-1		3-0-0		
3-1-0	0-0-0	0-1-0		HOME	0-0-0		0-0-0		3-0-0		
0-1-1	0-0-0	0-0-		AWAY	0-0-0		0-1-1		0-0-0		
0-0-0	0-0-0	0-0-0		NEUTRAL	0-0-0		0-0-0		0-0-0		
<hr/>											
3-0-0	0-0-0	0-0-0		CONFERENCE	0-0-0		1-0-0		2-0-0		
2-0-0	0-0-0	0-0-0		HOME	0-0-0		1-0-0		1-0-0		
1-0-0	0-0-0	0-0-0		AWAY	0-0-0		0-0-0		1-0-0		
0-0-0	0-0-0	0-0-0		NEUTRAL	0-0-0		0-0-0		0-0-0		
<hr/>											
RPI S	Opponent	Score	RPI S	Opponent	Score	RPI S	Opponent	Score	RPI S	Opponent	Score
			43 H	Ole Miss	0 1				119 H	Louisiana Tech	2 1
									126 A	Samford	2 3
									143 A	Kentucky	0 0
									166 A	Middle Tenn.	1 0
									175 H	Southern Miss.	1 0
									254 H	Alabama A&M	7 1
									268 H	Southern Ill.	3 0
									298 H	Belmont	5 0
<hr/>											
LAST 10 GAMES											
			254 H	Alabama A&M	7 1		119 H	Louisiana Tech	2 1		
			268 H	Southern Ill.	3 0		175 H	Southern Miss.	1 0		
			43 H	Ole Miss	0 1		143 A	Kentucky	0 0		
			166 A	Middle Tenn.	1 0		298 H	Belmont	5 0		
			126 A	Samford	2 3						

Non-Div. I Games:

Western Ky.

Average RPI Win:	190	WON-LOST RECORD	WINNING PCT. RANK	LAST 10 GAMES	STRENGTH OF SCHEDULE	OPP. STRENGTH OF SCHEDULE	TEAM RPI	ADJ RPI	CONF. RPI	ADJ CONF. RPI					
Average RPI Loss:	57														
DIV. I ONLY		7-4-0	.63636	95	6-4-0	99	116	84	.56359	85	18	18			
DIV. I NON-CONF.		6-4-0	.6	120	5-4-0	91	114	83	.56337	83	17	17			
<hr/>															
TOTALS	RPI 1-25		RPI 26-50		W-L RECORDS		RPI 51-100		RPI 101-150		RPI 150+				
7-4-0	0-0-0		0-2-0		OVERALL		1-2-0		1-0-0		5-0-0				
3-1-0	0-0-0		0-1-0		HOME		0-0-0		1-0-0		2-0-0				
4-3-0	0-0-0		0-1-0		AWAY		1-2-0		0-0-0		3-0-0				
0-0-0	0-0-0		0-0-0		NEUTRAL		0-0-0		0-0-0		0-0-0				
6-4-0	0-0-0		0-2-0		NON-CONFERENCE		1-2-0		1-0-0		4-0-0				
3-1-0	0-0-0		0-1-0		HOME		0-0-0		1-0-0		2-0-0				
3-3-0	0-0-0		0-0-		AWAY		1-2-0		0-0-0		2-0-0				
0-0-0	0-0-0		0-0-0		NEUTRAL		0-0-0		0-0-0		0-0-0				
1-0-0	0-0-0		0-0-0		CONFERENCE		0-0-0		0-0-0		1-0-0				
0-0-0	0-0-0		0-0-0		HOME		0-0-0		0-0-0		0-0-0				
1-0-0	0-0-0		0-0-0		AWAY		0-0-0		0-0-0		1-0-0				
0-0-0	0-0-0		0-0-0		NEUTRAL		0-0-0		0-0-0		0-0-0				
<hr/>															
RPI	S	Opponent	Score	RPI	S	Opponent	Score	RPI	S	Opponent	Score				
				31	H	Illinois	2 3	77	A	UMKC	0 2	137	H	Western Ill.	1 0
				35	A	Iowa	3 4	83	A	Ball St.	0 1	160	H	Utah St.	2 1
								100	A	North Florida	5 0	195	A	Omaha	3 2
												217	H	Northern Ill.	3 0
												224	A	UNI	5 0
												295	A	Stetson	3 2
<hr/>															
LAST 10 GAMES															
				137	H	Western Ill.	1 0	224	A	UNI	5 0				
				160	H	Utah St.	2 1	295	A	Stetson	3 2				
				31	H	Illinois	2 3	100	A	North Florida	5 0				
				217	H	Northern Ill.	3 0	83	A	Ball St.	0 1				
				35	A	Iowa	3 4	77	A	UMKC	0 2				

Non-Div. I Games:

Illinois St.

Average RPI Win: 207		WON-LOST	WINNING	LAST 10	STRENGTH OF		OPP. STRENGTH	TEAM	ADJ	CONF.	ADJ CONF.
Average RPI Loss: 95		RECORD	PCT. RANK	GAMES	SCHEDULE		OF SCHEDULE	RPI	RPI	RPI	RPI
DIV. I ONLY		6-2-2	.7	66	6-2-2		138	148	86	.56319	86
DIV. I NON-CONF.		6-0-2	.875	21	6-0-2		212	141	67	.57963	69
TOTALS		RPI 1-25	RPI 26-50		W-L RECORDS		RPI 51-100		RPI 101-150		RPI 150+
6-2-2		0-0-0	0-0-0		OVERALL		0-1-1		1-1-1		5-0-0
3-1-1		0-0-0	0-0-0		HOME		0-0-1		0-1-0		3-0-0
3-1-1		0-0-0	0-0-0		AWAY		0-1-0		1-0-1		2-0-0
0-0-0		0-0-0	0-0-0		NEUTRAL		0-0-0		0-0-0		0-0-0
6-0-2		0-0-0	0-0-0		NON-CONFERENCE		0-0-1		1-0-1		5-0-0
3-0-1		0-0-0	0-0-0		HOME		0-0-1		0-0-0		3-0-0
3-0-1		0-0-0	0-0-		AWAY		0-0-0		1-0-1		2-0-0
0-0-0		0-0-0	0-0-0		NEUTRAL		0-0-0		0-0-0		0-0-0
0-2-0		0-0-0	0-0-0		CONFERENCE		0-1-0		0-1-0		0-0-0
0-1-0		0-0-0	0-0-0		HOME		0-0-0		0-1-0		0-0-0
0-1-0		0-0-0	0-0-0		AWAY		0-1-0		0-0-0		0-0-0
0-0-0		0-0-0	0-0-0		NEUTRAL		0-0-0		0-0-0		0-0-0
RPI S	Opponent	Score	RPI S	Opponent	Score	RPI S	Opponent	Score	RPI S	Opponent	Score
						66 H	Auburn	0 0	109 A	VCU	4 3
						70 A	North Texas	0 1	119 H	Louisiana Tech	1 2
									128 A	Liberty	1 1
									167 A	East Carolina	2 1
									169 H	William & Mary	5 0
									236 H	George Mason	3 1
									262 H	Longwood	2 1
									297 A	Towson	4 1
LAST 10 GAMES											
			169 H	William & Mary	5 0	119 H	Louisiana Tech	1 2			
			167 A	East Carolina	2 1	66 H	Auburn	0 0			
			109 A	VCU	4 3	70 A	North Texas	0 1			
			262 H	Longwood	2 1	236 H	George Mason	3 1			
			128 A	Liberty	1 1	297 A	Towson	4 1			

Non-Div. I Games:

Old Dominion

Average RPI Win: 214		WON-LOST	WINNING	LAST 10	STRENGTH OF		OPP. STRENGTH	TEAM	ADJ		CONF.	ADJ CONF.	
Average RPI Loss: 69		RECORD	PCT. RANK	GAMES	SCHEDULE		OF SCHEDULE	RPI	RPI		RPI	RPI	
DIV. I ONLY		7-3-1	.68182	78	6-3-1		130	179	87	.55901	87	11	11
DIV. I NON-CONF.		6-2-1	.72222	62	5-2-1		173	231	98	.54886	99	10	10
TOTALS		RPI 1-25	RPI 26-50		W-L RECORDS		RPI 51-100		RPI 101-150		RPI 150+		
7-3-1	0-0-0	0-1-0		OVERALL		1-1-0		1-1-1		5-0-0			
4-0-1	0-0-0	0-0-0		HOME		1-0-0		0-0-1		3-0-0			
3-3-0	0-0-0	0-1-0		AWAY		0-1-0		1-1-0		2-0-0			
0-0-0	0-0-0	0-0-0		NEUTRAL		0-0-0		0-0-0		0-0-0			
6-2-1	0-0-0	0-0-0		NON-CONFERENCE		0-1-0		1-1-1		5-0-0			
3-0-1	0-0-0	0-0-0		HOME		0-0-0		0-0-1		3-0-0			
3-2-0	0-0-0	0-0-		AWAY		0-1-0		1-1-0		2-0-0			
0-0-0	0-0-0	0-0-0		NEUTRAL		0-0-0		0-0-0		0-0-0			
1-1-0	0-0-0	0-1-0		CONFERENCE		1-0-0		0-0-0		0-0-0			
1-0-0	0-0-0	0-0-0		HOME		1-0-0		0-0-0		0-0-0			
0-1-0	0-0-0	0-1-0		AWAY		0-0-0		0-0-0		0-0-0			
0-0-0	0-0-0	0-0-0		NEUTRAL		0-0-0		0-0-0		0-0-0			
RPI S	Opponent	Score		RPI S	Opponent	Score		RPI S	Opponent	Score			
				32 A	Hofstra	0 5		72 A	Furman	0 3			
								88 H	UNCW	3 1			
								102 A	UNC Greensboro	3 4			
								128 H	Liberty	1 1			
								142 A	Radford	2 1			
								182 A	Richmond	3 1			
								212 H	High Point	1 0			
								261 H	Canisius	1 0			
								287 H	UNC Asheville	5 0			
								328 A	Hampton	8 0			
				LAST 10 GAMES									
				328 A	Hampton	8 0		32 A	Hofstra	0 5			
				128 H	Liberty	1 1		88 H	UNCW	3 1			
				287 H	UNC Asheville	5 0		102 A	UNC Greensboro	3 4			
				182 A	Richmond	3 1		142 A	Radford	2 1			
				72 A	Furman	0 3		212 H	High Point	1 0			

Non-Div. I Games:

Elon

Average RPI Win: 166		WON-LOST	WINNING	LAST 10	STRENGTH OF		OPP. STRENGTH	TEAM	ADJ		CONF.	ADJ CONF.		
Average RPI Loss: 58		RECORD	PCT. RANK	GAMES	SCHEDULE		OF SCHEDULE	RPI	RPI		RPI	RPI		
DIV. I ONLY		5-4-0	.55556 138	5-4-0	89		55	89	.55866 88		11	11		
DIV. I NON-CONF.		4-3-0	.57143 128	4-3-0	89		59	80	.56608 80		10	10		
<hr/>														
TOTALS		RPI 1-25	RPI 26-50		W-L RECORDS		RPI 51-100		RPI 101-150		RPI 150+			
5-4-0		0-1-0	0-1-0		OVERALL		1-1-0		1-1-0		3-0-0			
3-1-0		0-1-0	0-0-0		HOME		0-0-0		1-0-0		2-0-0			
0-3-0		0-0-0	0-1-0		AWAY		0-1-0		0-1-0		0-0-0			
2-0-0		0-0-0	0-0-0		NEUTRAL		1-0-0		0-0-0		1-0-0			
4-3-0		0-1-0	0-1-0		NON-CONFERENCE		1-0-0		0-1-0		3-0-0			
2-1-0		0-1-0	0-0-0		HOME		0-0-0		0-0-0		2-0-0			
0-2-0		0-0-0	0-0-		AWAY		0-0-0		0-1-0		0-0-0			
2-0-0		0-0-0	0-0-0		NEUTRAL		1-0-0		0-0-0		1-0-0			
1-1-0		0-0-0	0-0-0		CONFERENCE		0-1-0		1-0-0		0-0-0			
1-0-0		0-0-0	0-0-0		HOME		0-0-0		1-0-0		0-0-0			
0-1-0		0-0-0	0-0-0		AWAY		0-1-0		0-0-0		0-0-0			
0-0-0		0-0-0	0-0-0		NEUTRAL		0-0-0		0-0-0		0-0-0			
RPI	S	Opponent	Score		RPI	S	Opponent	Score		RPI	S	Opponent	Score	
5	H	Virginia Tech	0	1	30	A	Wake Forest	0	2	72	N	Furman	2	1
										87	A	Elon	1	3

Non-Div. I Games:

UNCW

Average RPI Win: 176		WON-LOST RECORD	WINNING PCT. RANK		LAST 10 GAMES	STRENGTH OF SCHEDULE	OPP. STRENGTH OF SCHEDULE	TEAM RPI	ADJ RPI	CONF. RPI	ADJ CONF. RPI	
Average RPI Loss: 62												
DIV. I ONLY		7-2-2	.72727	50	6-2-2	171	122	88	.55811	89	8	8
DIV. I NON-CONF.		7-1-2	.8	40	6-1-2	189	158	75	.57073	75	7	7
TOTALS		RPI 1-25		RPI 26-50		W-L RECORDS		RPI 51-100		RPI 101-150		RPI 150+
7-2-2	0-0-0			0-1-0	OVERALL			1-1-0	2-0-0		4-0-2	
2-0-1	0-0-0			0-0-0	HOME			0-0-0	2-0-0		0-0-1	
5-2-1	0-0-0			0-1-0	AWAY			1-1-0	0-0-0		4-0-1	
0-0-0	0-0-0			0-0-0	NEUTRAL			0-0-0	0-0-0		0-0-0	
7-1-2	0-0-0			0-0-0	NON-CONFERENCE			1-1-0	2-0-0		4-0-2	
2-0-1	0-0-0			0-0-0	HOME			0-0-0	2-0-0		0-0-1	
5-1-1	0-0-0			0-0-	AWAY			1-1-0	0-0-0		4-0-1	
0-0-0	0-0-0			0-0-0	NEUTRAL			0-0-0	0-0-0		0-0-0	
0-1-0	0-0-0			0-1-0	CONFERENCE			0-0-0	0-0-0		0-0-0	
0-0-0	0-0-0			0-0-0	HOME			0-0-0	0-0-0		0-0-0	
0-1-0	0-0-0			0-1-0	AWAY			0-0-0	0-0-0		0-0-0	
0-0-0	0-0-0			0-0-0	NEUTRAL			0-0-0	0-0-0		0-0-0	
RPI	S	Opponent	Score	RPI	S	Opponent	Score	RPI	S	Opponent	Score	
				48	A	Villanova	0 1	75	A	Missouri	2 3	
								81	A	Murray St.	4 3	
										120	H Northern Ky.	
										146	H Bowling Green	
										155	A Cincinnati	
										157	A Lipscomb	
										184	A Kent St.	
										222	H Dayton	
										256	A Akron	
										288	A Miami (OH)	
LAST 10 GAMES												
				120	H	Northern Ky.	4 0	48	A	Villanova	0 1	
				256	A	Akron	2 0	157	A	Lipscomb	2 1	
				184	A	Kent St.	1 0	288	A	Miami (OH)	1 0	
				75	A	Missouri	2 3	155	A	Cincinnati	0 0	
				222	H	Dayton	0 0	146	H	Bowling Green	2 1	

Non-Div. I Games:

Xavier

Average RPI Win:		213	WON-LOST RECORD		WINNING PCT. RANK		LAST 10 GAMES		STRENGTH OF SCHEDULE		OPP. STRENGTH OF SCHEDULE		TEAM RPI		ADJ RPI		CONF. RPI		ADJ CONF. RPI	
DIV. I ONLY			5-4-0		.55556 138		5-4-0		70		187		93		.55693 90		12		12	
DIV. I NON-CONF.			4-3-0		.57143 128		4-3-0		70		98		79		.56718 79		13		12	
TOTALS		RPI 1-25		RPI 26-50		W-L RECORDS		RPI 51-100		RPI 101-150		RPI 150+								
5-4-0		1-0-0		0-3-0		OVERALL		0-0-0		0-0-0		4-1-0								
2-0-0		1-0-0		0-0-0		HOME		0-0-0		0-0-0		1-0-0								
3-3-0		0-0-0		0-2-0		AWAY		0-0-0		0-0-0		3-1-0								
0-1-0		0-0-0		0-1-0		NEUTRAL		0-0-0		0-0-0		0-0-0								
4-3-0		1-0-0		0-3-0		NON-CONFERENCE		0-0-0		0-0-0		3-0-0								
2-0-0		1-0-0		0-0-0		HOME		0-0-0		0-0-0		1-0-0								
2-2-0		0-0-0		0-0-		AWAY		0-0-0		0-0-0		2-0-0								
0-1-0		0-0-0		0-1-0		NEUTRAL		0-0-0		0-0-0		0-0-0								
1-1-0		0-0-0		0-0-0		CONFERENCE		0-0-0		0-0-0		1-1-0								
0-0-0		0-0-0		0-0-0		HOME		0-0-0		0-0-0		0-0-0								
1-1-0		0-0-0		0-0-0		AWAY		0-0-0		0-0-0		1-1-0								
0-0-0		0-0-0		0-0-0		NEUTRAL		0-0-0		0-0-0		0-0-0								
RPI	S	Opponent		Score		RPI	S	Opponent		Score		RPI	S	Opponent		Score				
22	H	Texas Tech		1 0		28	N	Portland		0 1		189	A	Colorado St.		0 1				
						34	A	Oregon St.		0 1		243	A	Wyoming		3 0				
						36	A	Washington		1 2		258	H	Northern Ariz.		3 0				
												264	A	New Mexico St.		1 0				
												280	A	Portland St.		2 1				
LAST 10 GAMES																				
280	A	Portland St.		2 1		243	A	Wyoming		3 0										
34	A	Oregon St.		0 1		189	A	Colorado St.		0 1										
36	A	Washington		1 2		264	A	New Mexico St.		1 0										
28	N	Portland		0 1		258	H	Northern Ariz.		3 0										
22	H	Texas Tech		1 0																

Non-Div. I Games:

New Mexico

U
C
F

UCF

Average RPI Win:		202	WON-LOST		WINNING		LAST 10		STRENGTH OF		OPP. STRENGTH		TEAM		ADJ		CONF.		ADJ CONF.	
Average RPI Loss:		31	RECORD		PCT. RANK		GAMES		SCHEDULE		OF SCHEDULE		RPI		RPI		RPI		RPI	
DIV. I ONLY			5-4-1		.55		143	5-4-1		84		96		90		.55598		92	10	
DIV. I NON-CONF.			3-4-0		.42857		199	3-4-0		88		38		118		.53207		118	11	
TOTALS		RPI 1-25		RPI 26-50		W-L RECORDS		RPI 51-100		RPI 101-150		RPI 150+								
5-4-1		0-1-0		0-3-0		OVERALL		0-0-0		1-0-0		4-0-1								
2-2-0		0-1-0		0-1-0		HOME		0-0-0		1-0-0		1-0-0								
2-1-1		0-0-0		0-1-0		AWAY		0-0-0		0-0-0		2-0-1								
1-1-0		0-0-0		0-1-0		NEUTRAL		0-0-0		0-0-0		1-0-0								
3-4-0		0-1-0		0-3-0		NON-CONFERENCE		0-0-0		0-0-0		3-0-0								
1-2-0		0-1-0		0-1-0		HOME		0-0-0		0-0-0		1-0-0								
1-1-0		0-0-0		0-0-		AWAY		0-0-0		0-0-0		1-0-0								
1-1-0		0-0-0		0-1-0		NEUTRAL		0-0-0		0-0-0		1-0-0								
2-0-1		0-0-0		0-0-0		CONFERENCE		0-0-0		1-0-0		1-0-1								
1-0-0		0-0-0		0-0-0		HOME		0-0-0		1-0-0		0-0-0								
1-0-1		0-0-0		0-0-0		AWAY		0-0-0		0-0-0		1-0-1								
0-0-0		0-0-0		0-0-0		NEUTRAL		0-0-0		0-0-0		0-0-0								
RPI	S	Opponent		Score		RPI	S	Opponent		Score		RPI	S	Opponent		Score				
24	H	Alabama		1	2	26	N	South Fla.		1	5			112	H	Charlotte		1	0	
						34	H	Oregon St.		1	2			166	A	Middle Tenn.		2	2	
						41	A	SMU		0	2			202	N	Cleveland St.		2	0	
														219	A	Oral Roberts		2	1	
														235	H	Houston		3	0	
														240	A	UTSA		1	0	
						LAST 10 GAMES														
						202	N	Cleveland St.		2	0	240	A	UTSA		1	0			
						26	N	South Fla.		1	5	166	A	Middle Tenn.		2	2			
						24	H	Alabama		1	2	112	H	Charlotte		1	0			
						235	H	Houston		3	0	34	H	Oregon St.		1	2			
						219	A	Oral Roberts		2	1	41	A	SMU		0	2			

Non-Div. I Games:

Rice

Average RPI Win:	189	WON-LOST	WINNING	LAST 10	STRENGTH OF	OPP. STRENGTH	TEAM	ADJ	CONF.	ADJ CONF.			
Average RPI Loss:	48	RECORD	PCT. RANK	GAMES	SCHEDULE	OF SCHEDULE	RPI	RPI	RPI	RPI			
DIV. I ONLY		7-3-0	.7	66	7-3-0	174	98	91	.55566	93	7	7	
DIV. I NON-CONF.		7-3-0	.7	72	7-3-0	180	87	93	.55566	93	8	8	
<hr/>													
TOTALS	RPI 1-25	RPI 26-50		W-L RECORDS		RPI 51-100		RPI 101-150		RPI 150+			
7-3-0	0-0-0	0-1-0		OVERALL		1-2-0		1-0-0		5-0-0			
4-1-0	0-0-0	0-1-0		HOME		0-0-0		0-0-0		4-0-0			
3-2-0	0-0-0	0-0-0		AWAY		1-2-0		1-0-0		1-0-0			
0-0-0	0-0-0	0-0-0		NEUTRAL		0-0-0		0-0-0		0-0-0			
7-3-0	0-0-0	0-1-0		NON-CONFERENCE		1-2-0		1-0-0		5-0-0			
4-1-0	0-0-0	0-1-0		HOME		0-0-0		0-0-0		4-0-0			
3-2-0	0-0-0	0-0-		AWAY		1-2-0		1-0-0		1-0-0			
0-0-0	0-0-0	0-0-0		NEUTRAL		0-0-0		0-0-0		0-0-0			
0-0-0	0-0-0	0-0-0		CONFERENCE		0-0-0		0-0-0		0-0-0			
0-0-0	0-0-0	0-0-0		HOME		0-0-0		0-0-0		0-0-0			
0-0-0	0-0-0	0-0-0		AWAY		0-0-0		0-0-0		0-0-0			
0-0-0	0-0-0	0-0-0		NEUTRAL		0-0-0		0-0-0		0-0-0			
RPI	S	Opponent	Score	RPI	S	Opponent	Score	RPI	S	Opponent	Score		
				27	H	Washington St.	0 1	54	A	Baylor	1 2		
								64	A	Texas	3 4		
								98	A	Nebraska	2 1		
										139	A	Kansas St.	3 2
										156	H	Montana	1 0
										173	H	Seattle U	4 0
										189	H	Colorado St.	2 1
										270	A	Sam Houston St.	2 1
										300	H	Idaho St.	4 0
<hr/>													
LAST 10 GAMES													
				27	H	Washington St.	0 1	54	A	Baylor	1 2		
				156	H	Montana	1 0	300	H	Idaho St.	4 0		
				189	H	Colorado St.	2 1	98	A	Nebraska	2 1		
				270	A	Sam Houston St.	2 1	139	A	Kansas St.	3 2		
				64	A	Texas	3 4	173	H	Seattle U	4 0		

Non-Div. I Games:

Gonzaga

Average RPI Win:	175	WON-LOST RECORD	WINNING PCT. RANK	LAST 10 GAMES	STRENGTH OF SCHEDULE	OPP. STRENGTH OF SCHEDULE	TEAM RPI	ADJ RPI	CONF. RPI	ADJ CONF. RPI		
DIV. I ONLY		3-4-2	.44444	201	3-4-2	47	70	94	.55547	94	6	6
DIV. I NON-CONF.		3-3-2	.5	157	3-3-2	59	50	84	.56309	84	6	6
<hr/>												
TOTALS	RPI 1-25	RPI 26-50		W-L RECORDS		RPI 51-100		RPI 101-150		RPI 150+		
3-4-2	0-0-0	0-2-2		OVERALL		0-2-0		0-0-0		3-0-0		
2-2-2	0-0-0	0-1-2		HOME		0-1-0		0-0-0		2-0-0		
1-2-0	0-0-0	0-1-0		AWAY		0-1-0		0-0-0		1-0-0		
0-0-0	0-0-0	0-0-0		NEUTRAL		0-0-0		0-0-0		0-0-0		
3-3-2	0-0-0	0-2-2		NON-CONFERENCE		0-1-0		0-0-0		3-0-0		
2-1-2	0-0-0	0-1-2		HOME		0-0-0		0-0-0		2-0-0		
1-2-0	0-0-0	0-0-		AWAY		0-1-0		0-0-0		1-0-0		
0-0-0	0-0-0	0-0-0		NEUTRAL		0-0-0		0-0-0		0-0-0		
0-1-0	0-0-0	0-0-0		CONFERENCE		0-1-0		0-0-0		0-0-0		
0-1-0	0-0-0	0-0-0		HOME		0-1-0		0-0-0		0-0-0		
0-0-0	0-0-0	0-0-0		AWAY		0-0-0		0-0-0		0-0-0		
0-0-0	0-0-0	0-0-0		NEUTRAL		0-0-0		0-0-0		0-0-0		
RPI	S	Opponent	Score	RPI	S	Opponent	Score	RPI	S	Opponent	Score	
				29	H	Boston College	1 2	76	A	Maryland	0 3	
				38	H	Rutgers	0 0	79	H	Yale	0 1	
				40	A	Georgetown	3 4					
				48	H	Villanova	2 2					
<hr/>												
LAST 10 GAMES												
				38	H	Rutgers	0 0	79	H	Yale	0 1	
				154	H	Boston U.	4 0	169	H	William & Mary	1 0	
				29	H	Boston College	1 2	48	H	Villanova	2 2	
				201	A	Saint Joseph's	1 0	76	A	Maryland	0 3	
								40	A	Georgetown	3 4	

Non-Div. I Games:

Princeton

Average RPI Win:		172	WON-LOST RECORD		WINNING PCT. RANK		LAST 10 GAMES		STRENGTH OF SCHEDULE		OPP. STRENGTH OF SCHEDULE		TEAM RPI		ADJ RPI		CONF. RPI		ADJ CONF. RPI	
DIV. I ONLY			5-5-1		.5	160	5-4-1		52		156		92		.55513		95	21		21
DIV. I NON-CONF.			5-5-1		.5	157	5-4-1		49		164		95		.55513		96	21		21
TOTALS		RPI 1-25		RPI 26-50		W-L RECORDS		RPI 51-100		RPI 101-150		RPI 150+								
5-5-1		0-2-0		0-1-0		OVERALL		0-0-0		2-2-0		3-0-1								
4-1-1		0-1-0		0-0-0		HOME		0-0-0		1-0-0		3-0-1								
1-4-0		0-1-0		0-1-0		AWAY		0-0-0		1-2-0		0-0-0								
0-0-0		0-0-0		0-0-0		NEUTRAL		0-0-0		0-0-0		0-0-0								
5-5-1		0-2-0		0-1-0		NON-CONFERENCE		0-0-0		2-2-0		3-0-1								
4-1-1		0-1-0		0-0-0		HOME		0-0-0		1-0-0		3-0-1								
1-4-0		0-1-0		0-0-		AWAY		0-0-0		1-2-0		0-0-0								
0-0-0		0-0-0		0-0-0		NEUTRAL		0-0-0		0-0-0		0-0-0								
0-0-0		0-0-0		0-0-0		CONFERENCE		0-0-0		0-0-0		0-0-0								
0-0-0		0-0-0		0-0-0		HOME		0-0-0		0-0-0		0-0-0								
0-0-0		0-0-0		0-0-0		AWAY		0-0-0		0-0-0		0-0-0								
0-0-0		0-0-0		0-0-0		NEUTRAL		0-0-0		0-0-0		0-0-0								
RPI	S	Opponent		Score		RPI	S	Opponent		Score		RPI	S	Opponent		Score				
8	H	BYU		0	1	37	A	Michigan		1	2			110	A	UNLV		3	0	
25	A	Santa Clara		0	5									111	H	Cal St. Fullerton		2	1	
														115	A	Michigan St.		1	3	
														121	A	San Jose St.		0	1	
														179	H	UTEP		2	1	
														180	H	San Diego		1	1	
														220	H	Cal Poly		2	0	
														238	H	North Dakota St.		3	2	
LAST 10 GAMES																				
238	H	North Dakota St.		3	2	110	A	UNLV		3	0									
121	A	San Jose St.		0	1	180	H	San Diego		1	1									
111	H	Cal St. Fullerton		2	1	8	H	BYU		0	1									
220	H	Cal Poly		2	0	179	H	UTEP		2	1									
37	A	Michigan		1	2	25	A	Santa Clara		0	5									

Non-Div. I Games:

Utah Valley

Average RPI Win: 189		WON-LOST RECORD	WINNING PCT. RANK		LAST 10 GAMES	STRENGTH OF SCHEDULE	OPP. STRENGTH OF SCHEDULE	TEAM RPI	ADJ RPI	CONF. RPI	ADJ CONF. RPI		
Average RPI Loss: 255													
DIV. I ONLY		9-1-0	.9	7	9-1-0	305	60	97	.55361	96	23	23	
DIV. I NON-CONF.		7-1-0	.875	21	7-1-0	295	37	96	.55522	94	26	26	
<hr/>													
TOTALS		RPI 1-25		RPI 26-50		W-L RECORDS		RPI 51-100		RPI 101-150		RPI 150+	
9-1-0		0-0-0		0-0-0		OVERALL		2-0-0		2-0-0		5-1-0	
6-0-0		0-0-0		0-0-0		HOME		1-0-0		2-0-0		3-0-0	
3-1-0		0-0-0		0-0-0		AWAY		1-0-0		0-0-0		2-1-0	
0-0-0		0-0-0		0-0-0		NEUTRAL		0-0-0		0-0-0		0-0-0	
7-1-0		0-0-0		0-0-0		NON-CONFERENCE		2-0-0		2-0-0		3-1-0	
5-0-0		0-0-0		0-0-0		HOME		1-0-0		2-0-0		2-0-0	
2-1-0		0-0-0		0-0-		AWAY		1-0-0		0-0-0		1-1-0	
0-0-0		0-0-0		0-0-0		NEUTRAL		0-0-0		0-0-0		0-0-0	
2-0-0		0-0-0		0-0-0		CONFERENCE		0-0-0		0-0-0		2-0-0	
1-0-0		0-0-0		0-0-0		HOME		0-0-0		0-0-0		1-0-0	
1-0-0		0-0-0		0-0-0		AWAY		0-0-0		0-0-0		1-0-0	
0-0-0		0-0-0		0-0-0		NEUTRAL		0-0-0		0-0-0		0-0-0	
RPI	S	Opponent	Score	RPI	S	Opponent	Score	RPI	S	Opponent	Score		
						57 H	Butler	3	2	137 H	Western Ill.	3	0
						71 A	DePaul	2	1	138 H	Marquette	1	0
										202 A	Cleveland St.	5	1
										217 H	Northern Ill.	3	1
										255 A	Eastern Ky.	0	1
										263 A	Indiana St.	2	0
										308 H	Eastern Ill.	5	2
										309 H	Detroit Mercy	2	0
											</		

Non-Div. I Games:

Milwaukee

[illegible]

Non-Div. I Games:

Loyola Chicago

Average RPI Win:	85	WON-LOST	WINNING	LAST 10	STRENGTH OF	OPP. STRENGTH	TEAM	ADJ	CONF.	ADJ CONF.					
Average RPI Loss:	38	RECORD	PCT. RANK	GAMES	SCHEDULE	OF SCHEDULE	RPI	RPI	RPI	RPI					
DIV. I ONLY		3-6-2	.36364	235	3-5-2	54	5	96	.55131	98	5	5			
DIV. I NON-CONF.		1-4-2	.28571	263	1-3-2	37	5	105	.54527	105	5	5			
<hr/>															
TOTALS	RPI 1-25	RPI 26-50		W-L RECORDS		RPI 51-100		RPI 101-150		RPI 150+					
3-6-2	0-3-0	1-1-1		OVERALL		1-2-1		0-0-0		1-0-0					
1-3-2	0-1-0	1-0-1		HOME		0-2-1		0-0-0		0-0-0					
2-3-0	0-2-0	0-1-0		AWAY		1-0-0		0-0-0		1-0-0					
0-0-0	0-0-0	0-0-0		NEUTRAL		0-0-0		0-0-0		0-0-0					
1-4-2	0-3-0	0-0-1		NON-CONFERENCE		0-1-1		0-0-0		1-0-0					
0-2-2	0-1-0	0-0-1		HOME		0-1-1		0-0-0		0-0-0					
1-2-0	0-2-0	0-0-		AWAY		0-0-0		0-0-0		1-0-0					
0-0-0	0-0-0	0-0-0		NEUTRAL		0-0-0		0-0-0		0-0-0					
2-2-0	0-0-0	1-1-0		CONFERENCE		1-1-0		0-0-0		0-0-0					
1-1-0	0-0-0	1-0-0		HOME		0-1-0		0-0-0		0-0-0					
1-1-0	0-0-0	0-1-0		AWAY		1-0-0		0-0-0		0-0-0					
0-0-0	0-0-0	0-0-0		NEUTRAL		0-0-0		0-0-0		0-0-0					
RPI	S	Opponent	Score	RPI	S	Opponent	Score	RPI	S	Opponent	Score				
2	H	Clemson	0 2	31	H	Illinois	1 0	54	H	Baylor	1 1	151	A	Long Beach St.	2 1
7	A	Southern California	0 2	47	H	Oklahoma	0 0	62	H	Northwestern	0 1				
13	A	Kansas	0 4	49	A	Purdue	0 1	74	A	Indiana	2 0				
								93	H	Gonzaga	1 2				
LAST 10 GAMES															
				31	H	Illinois	1 0	62	H	Northwestern	0 1				
				7	A	Southern California	0 2	74	A	Indiana	2 0				
				151	A	Long Beach St.	2 1	49	A	Purdue	0 1				
				54	H	Baylor	1 1	93	H	Gonzaga	1 2				
				2	H	Clemson	0 2	47	H	Oklahoma	0 0				

Non-Div. I Games:

Nebraska

Average RPI Win:	226	WON-LOST	WINNING	LAST 10	STRENGTH OF	OPP. STRENGTH	TEAM	ADJ	CONF.	ADJ CONF.	
Average RPI Loss:	126	RECORD	PCT. RANK	GAMES	SCHEDULE	OF SCHEDULE	RPI	RPI	RPI	RPI	
DIV. I ONLY	7-3-0	.7	66	7-3-0	147	237	98	.54944	99	17	17
DIV. I NON-CONF.	6-3-0	.66667	80	6-3-0	123	227	97	.55122	97	18	18
TOTALS	RPI 1-25	RPI 26-50	W-L RECORDS		RPI 51-100	RPI 101-150		RPI 150+			
7-3-0	0-0-0	0-0-0	OVERALL		0-1-0	1-1-0		6-1-0			
4-1-0	0-0-0	0-0-0	HOME		0-0-0	1-0-0		3-1-0			
3-2-0	0-0-0	0-0-0	AWAY		0-1-0	0-1-0		3-0-0			
0-0-0	0-0-0	0-0-0	NEUTRAL		0-0-0	0-0-0		0-0-0			
6-3-0	0-0-0	0-0-0	NON-CONFERENCE		0-1-0	1-1-0		5-1-0			
4-1-0	0-0-0	0-0-0	HOME		0-0-0	1-0-0		3-1-0			
2-2-0	0-0-0	0-0-	AWAY		0-1-0	0-1-0		2-0-0			
0-0-0	0-0-0	0-0-0	NEUTRAL		0-0-0	0-0-0		0-0-0			
1-0-0	0-0-0	0-0-0	CONFERENCE		0-0-0	0-0-0		1-0-0			
0-0-0	0-0-0	0-0-0	HOME		0-0-0	0-0-0		0-0-0			
1-0-0	0-0-0	0-0-0	AWAY		0-0-0	0-0-0		1-0-0			
0-0-0	0-0-0	0-0-0	NEUTRAL		0-0-0	0-0-0		0-0-0			
RPI	S	Opponent	Score	RPI	S	Opponent	Score	RPI	S	Opponent	Score

Non-Div. I Games:

Western Caro.

Average RPI Win: 227		WON-LOST RECORD		WINNING PCT. RANK		LAST 10 GAMES		STRENGTH OF SCHEDULE		OPP. STRENGTH OF SCHEDULE		TEAM RPI		ADJ RPI		CONF. RPI		ADJ CONF. RPI	
DIV. I ONLY		7-3-1		.68182 78		6-3-1		151		193		99		.54903 100		15		15	
DIV. I NON-CONF.		6-3-1		.65 88		5-3-1		152		212		112		.53811 114		16		16	
TOTALS		RPI 1-25		RPI 26-50		W-L RECORDS		RPI 51-100		RPI 101-150		RPI 150+							
7-3-1		0-1-0		0-0-0		OVERALL		1-1-1		1-1-0		5-0-0							
3-2-0		0-0-0		0-0-0		HOME		1-1-0		1-1-0		1-0-0							
4-1-0		0-1-0		0-0-0		AWAY		0-0-0		0-0-0		4-0-0							
0-0-1		0-0-0		0-0-0		NEUTRAL		0-0-1		0-0-0		0-0-0							
6-3-1		0-1-0		0-0-0		NON-CONFERENCE		1-1-1		0-1-0		5-0-0							
2-2-0		0-0-0		0-0-0		HOME		1-1-0		0-1-0		1-0-0							
4-1-0		0-1-0		0-0-		AWAY		0-0-0		0-0-0		4-0-0							
0-0-1		0-0-0		0-0-0		NEUTRAL		0-0-1		0-0-0		0-0-0							
1-0-0		0-0-0		0-0-0		CONFERENCE		0-0-0		1-0-0		0-0-0							
1-0-0		0-0-0		0-0-0		HOME		0-0-0		1-0-0		0-0-0							
0-0-0		0-0-0		0-0-0		AWAY		0-0-0		0-0-0		0-0-0							
0-0-0		0-0-0		0-0-0		NEUTRAL		0-0-0		0-0-0		0-0-0							
RPI	S	Opponent		Score		RPI	S	Opponent		Score		RPI	S	Opponent		Score			
19	A	Fla. Atlantic		1	2			63	N	La Salle	1 1	128	H	Liberty		1 0			
								85	H	Illinois St.	0 5	136	H	Air Force		2 3			
								99	H	Western Caro.	3 1	172	A	Coastal Caro.		2 0			
												272	A	Charleston So.		3 0			
												285	A	Presbyterian		3 1			
												299	A	FIU		3 1			
												337	H	South Carolina St.		4 0			
LAST 10 GAMES																			
						128	H	Liberty		1 0	337	H	South Carolina St.		4 0				
						299	A	FIU		3 1	99	H	Western Caro.		3 1				
						272	A	Charleston So.		3 0	85	H	Illinois St.		0 5				
						285	A	Presbyterian		3 1	136	H	Air Force		2 3				
						63	N	La Salle		1 1	19	A	Fla. Atlantic		1 2				

Non-Div. I Games:

North Florida

Average RPI Win:	165	WON-LOST RECORD	WINNING PCT. RANK	LAST 10 GAMES	STRENGTH OF SCHEDULE	OPP. STRENGTH OF SCHEDULE	TEAM RPI	ADJ RPI	CONF. RPI	ADJ CONF. RPI		
DIV. I ONLY		6-2-2	.7	66	6-2-2	224	33	101	.54849	101	2	2
DIV. I NON-CONF.		6-2-1	.72222	62	6-2-1	236	39	107	.54326	109	2	2
<hr/>												
TOTALS	RPI 1-25	RPI 26-50		W-L RECORDS		RPI 51-100		RPI 101-150		RPI 150+		
6-2-2	0-0-0	0-1-1		OVERALL		0-1-0		2-0-0		4-0-1		
4-1-2	0-0-0	0-1-1		HOME		0-0-0		0-0-0		4-0-1		
2-1-0	0-0-0	0-0-0		AWAY		0-1-0		2-0-0		0-0-0		
0-0-0	0-0-0	0-0-0		NEUTRAL		0-0-0		0-0-0		0-0-0		
<hr/>												
6-2-1	0-0-0	0-1-0		NON-CONFERENCE		0-1-0		2-0-0		4-0-1		
4-1-1	0-0-0	0-1-0		HOME		0-0-0		0-0-0		4-0-1		
2-1-0	0-0-0	0-0-		AWAY		0-1-0		2-0-0		0-0-0		
0-0-0	0-0-0	0-0-0		NEUTRAL		0-0-0		0-0-0		0-0-0		
<hr/>												
0-0-1	0-0-0	0-0-1		CONFERENCE		0-0-0		0-0-0		0-0-0		
0-0-1	0-0-0	0-0-1		HOME		0-0-0		0-0-0		0-0-0		
0-0-0	0-0-0	0-0-0		AWAY		0-0-0		0-0-0		0-0-0		
0-0-0	0-0-0	0-0-0		NEUTRAL		0-0-0		0-0-0		0-0-0		
<hr/>												
RPI S	Opponent	Score	RPI S	Opponent	Score	RPI S	Opponent	Score	RPI S	Opponent	Score	
			45 H	Utah	2 2	91 A	UCF	1 4	105 A	LSU	1 0	
			47 H	Oklahoma	1 2				111 A	Cal St. Fullerton	4 1	
									153 H	CSUN	1 1	
									165 H	UC Irvine	3 1	
									183 H	Weber St.	1 0	
									190 H	Tennessee Tech	7 1	
									233 H	Central Ark.	7 1	
<hr/>												
			LAST 10 GAMES									
			45 H	Utah	2 2	153 H	CSUN	1 1				
			183 H	Weber St.	1 0	105 A	LSU	1 0				
			190 H	Tennessee Tech	7 1	91 A	UCF	1 4				
			233 H	Central Ark.	7 1	47 H	Oklahoma	1 2				
			111 A	Cal St. Fullerton	4 1	165 H	UC Irvine	3 1				

Non-Div. I Games:

Arizona St.

Average RPI Win:	183	WON-LOST	WINNING	LAST 10	STRENGTH OF	OPP. STRENGTH	TEAM	ADJ	CONF.	ADJ CONF.	
Average RPI Loss:	119	RECORD	PCT. RANK	GAMES	SCHEDULE	OF SCHEDULE	RPI	RPI	RPI	RPI	
DIV. I ONLY	5-5-1	.5	160	5-4-1	59	212	102	.54522	102	17	17
DIV. I NON-CONF.	3-5-1	.38889	211	3-4-1	83	182	147	.50724	146	18	18
<hr/>											
TOTALS	RPI 1-25	RPI 26-50		W-L RECORDS		RPI 51-100		RPI 101-150		RPI 150+	
5-5-1	0-1-0	0-1-0		OVERALL		1-0-0		1-0-0		3-3-1	
4-3-0	0-1-0	0-1-0		HOME		1-0-0		1-0-0		2-1-0	
1-2-1	0-0-0	0-0-0		AWAY		0-0-0		0-0-0		1-2-1	
0-0-0	0-0-0	0-0-0		NEUTRAL		0-0-0		0-0-0		0-0-0	
3-5-1	0-1-0	0-1-0		NON-CONFERENCE		1-0-0		0-0-0		2-3-1	
2-3-0	0-1-0	0-1-0		HOME		1-0-0		0-0-0		1-1-0	
1-2-1	0-0-0	0-0-		AWAY		0-0-0		0-0-0		1-2-1	
0-0-0	0-0-0	0-0-0		NEUTRAL		0-0-0		0-0-0		0-0-0	
2-0-0	0-0-0	0-0-0		CONFERENCE		0-0-0		1-0-0		1-0-0	
2-0-0	0-0-0	0-0-0		HOME		0-0-0		1-0-0		1-0-0	
0-0-0	0-0-0	0-0-0		AWAY		0-0-0		0-0-0		0-0-0	
0-0-0	0-0-0	0-0-0		NEUTRAL		0-0-0		0-0-0		0-0-0	
<hr/>											
RPI S	Opponent	Score		RPI S	Opponent	Score		RPI S	Opponent	Score	
12 H	Arkansas	0	3	35 H	Iowa	0	3	87 H	Elon	4	3
								144 H	Mercer	2	0
								152 H	Davidson	0	3
								167 H	East Carolina	1	0
								182 A	Richmond	1	2
								212 A	High Point	1	2
								214 A	Campbell	3	3
								247 H	The Citadel	4	2
								271 A	Gardner-Webb	6	0
LAST 10 GAMES											
144 H Mercer				2	0	247 H The Citadel				4	2
35 H Iowa				0	3	167 H East Carolina				1	0
212 A High Point				1	2	87 H Elon				4	3
182 A Richmond				1	2	271 A Gardner-Webb				6	0
214 A Campbell				3	3	152 H Davidson				0	3

Non-Div. I Games:

UNC Greensboro

Average RPI Win:	209	WON-LOST RECORD	WINNING PCT. RANK	LAST 10 GAMES	STRENGTH OF SCHEDULE	OPP. STRENGTH OF SCHEDULE	TEAM RPI	ADJ RPI	CONF. RPI	ADJ CONF. RPI		
DIV. I ONLY		6-2-0	.75	39	6-2-0	238	93	103	.54399	103	12	12
DIV. I NON-CONF.		5-1-0	.83333	31	5-1-0	250	81	94	.55518	95	13	12

TOTALS	RPI 1-25	RPI 26-50		W-L RECORDS		RPI 51-100		RPI 101-150		RPI 150+		
6-2-0	0-0-0	0-1-0		OVERALL		0-0-0		2-1-0		4-0-0		
6-1-0	0-0-0	0-0-0		HOME		0-0-0		2-1-0		4-0-0		
0-1-0	0-0-0	0-1-0		AWAY		0-0-0		0-0-0		0-0-0		
0-0-0	0-0-0	0-0-0		NEUTRAL		0-0-0		0-0-0		0-0-0		
5-1-0	0-0-0	0-1-0		NON-CONFERENCE		0-0-0		1-0-0		4-0-0		
5-0-0	0-0-0	0-0-0		HOME		0-0-0		1-0-0		4-0-0		
0-1-0	0-0-0	0-0-		AWAY		0-0-0		0-0-0		0-0-0		
0-0-0	0-0-0	0-0-0		NEUTRAL		0-0-0		0-0-0		0-0-0		
1-1-0	0-0-0	0-0-0		CONFERENCE		0-0-0		1-1-0		0-0-0		
1-1-0	0-0-0	0-0-0		HOME		0-0-0		1-1-0		0-0-0		
0-0-0	0-0-0	0-0-0		AWAY		0-0-0		0-0-0		0-0-0		
0-0-0	0-0-0	0-0-0		NEUTRAL		0-0-0		0-0-0		0-0-0		
RPI	S	Opponent	Score	RPI	S	Opponent	Score	RPI	S	Opponent	Score	
				31	A	Illinois	0 2					
								121	H	San Jose St.	1 0	
								127	H	Western Mich.	3 1	
								149	H	Fresno St.	0 1	
								194	H	A&M-Corpus Christi	2 1	
								252	H	Siena	3 1	
								268	H	Southern Ill.	2 0	
								293	H	Saint Francis (PA)	4 0	
LAST 10 GAMES												
				149	H	Fresno St.	0 1	121	H	San Jose St.	1 0	
				252	H	Siena	3 1	268	H	Southern Ill.	2 0	
				194	H	A&M-Corpus Christi	2 1	31	A	Illinois	0 2	
								127	H	Western Mich.	3 1	
								293	H	Saint Francis (PA)	4 0	

Non-Div. I Games:

Colorado Col.

Average RPI Win:		274	WON-LOST RECORD		WINNING PCT. RANK		LAST 10 GAMES		STRENGTH OF SCHEDULE		OPP. STRENGTH OF SCHEDULE		TEAM RPI		ADJ RPI		CONF. RPI		ADJ CONF. RPI	
DIV. I ONLY			6-2-1		.72222 58		7-2-1		189		191		104		.54392 104		28		28	
DIV. I NON-CONF.			3-2-1		.58333 125		3-2-1		48		127		64		.58141 67		27		27	
TOTALS		RPI 1-25		RPI 26-50		W-L RECORDS		RPI 51-100		RPI 101-150		RPI 150+								
6-2-1		0-2-0		0-0-0		OVERALL		0-0-1		0-0-0		6-0-0								
2-0-1		0-0-0		0-0-0		HOME		0-0-1		0-0-0		2-0-0								
4-2-0		0-2-0		0-0-0		AWAY		0-0-0		0-0-0		4-0-0								
0-0-0		0-0-0		0-0-0		NEUTRAL		0-0-0		0-0-0		0-0-0								
3-2-1		0-2-0		0-0-0		NON-CONFERENCE		0-0-1		0-0-0		3-0-0								
1-0-1		0-0-0		0-0-0		HOME		0-0-1		0-0-0		1-0-0								
2-2-0		0-2-0		0-0-		AWAY		0-0-0		0-0-0		2-0-0								
0-0-0		0-0-0		0-0-0		NEUTRAL		0-0-0		0-0-0		0-0-0								
3-0-0		0-0-0		0-0-0		CONFERENCE		0-0-0		0-0-0		3-0-0								
1-0-0		0-0-0		0-0-0		HOME		0-0-0		0-0-0		1-0-0								
2-0-0		0-0-0		0-0-0		AWAY		0-0-0		0-0-0		2-0-0								
0-0-0		0-0-0		0-0-0		NEUTRAL		0-0-0		0-0-0		0-0-0								
RPI	S	Opponent		Score		RPI	S	Opponent		Score		RPI	S	Opponent		Score				
14	A	Texas A&M		0	4							179	A	UTEP		2	1			
22	A	Texas Tech		0	3							264	A	New Mexico St.		3	1			
												273	A	Southeastern La.		1	0			
												286	H	North Ala.		5	2			
												312	H	Houston Baptist		4	1			
												330	A	Nicholls St.		8	0			
LAST 10 GAMES																				
273	A	Southeastern La.		1	0	54	H	Baylor		1	1	286	H	North Ala.		5	2			
330	A	Nicholls St.		8	0	286	H	North Ala.		5	2	22	A	Texas Tech		0	3			
312	H	Houston Baptist		4	1	22	A	Texas Tech		0	3	14	A	Texas A&M		0	4			
264	A	New Mexico St.		3	1	14	A	Texas A&M		0	4	179	A	UTEP		2	1			

Non-Div. I Games:	Southwest (NM)	2	0
--------------------------	-----------------------	----------	----------

Abilene Christian

LSU

Tie,
 Loss,
 Non-Conf,
 S Site, H Home, A Away, N Neutral

Page 105

Average RPI Win:	198	WON-LOST	WINNING	LAST 10	STRENGTH OF	OPP. STRENGTH	TEAM	ADJ	CONF.	ADJ CONF.		
Average RPI Loss:	169	RECORD	PCT. RANK	GAMES	SCHEDULE	OF SCHEDULE	RPI	RPI	RPI	RPI		
DIV. I ONLY	7-1-2	.8	28	7-1-2	250	154	105	.54236	106	13	13	
DIV. I NON-CONF.	4-1-2	.71429	68	4-1-2	251	228	142	.50886	144	12	13	
<hr/>												
TOTALS	RPI 1-25	RPI 26-50		W-L RECORDS		RPI 51-100		RPI 101-150		RPI 150+		
7-1-2	0-0-0	0-0-0		OVERALL		1-0-1		1-0-0		5-1-1		
3-0-2	0-0-0	0-0-0		HOME		0-0-1		1-0-0		2-0-1		
4-1-0	0-0-0	0-0-0		AWAY		1-0-0		0-0-0		3-1-0		
0-0-0	0-0-0	0-0-0		NEUTRAL		0-0-0		0-0-0		0-0-0		
<hr/>												
4-1-2	0-0-0	0-0-0		NON-CONFERENCE		0-0-1		1-0-0		3-1-1		
2-0-2	0-0-0	0-0-0		HOME		0-0-1		1-0-0		1-0-1		
2-1-0	0-0-0	0-0-		AWAY		0-0-0		0-0-0		2-1-0		
0-0-0	0-0-0	0-0-0		NEUTRAL		0-0-0		0-0-0		0-0-0		
<hr/>												
3-0-0	0-0-0	0-0-0		CONFERENCE		1-0-0		0-0-0		2-0-0		
1-0-0	0-0-0	0-0-0		HOME		0-0-0		0-0-0		1-0-0		
2-0-0	0-0-0	0-0-0		AWAY		1-0-0		0-0-0		1-0-0		
0-0-0	0-0-0	0-0-0		NEUTRAL		0-0-0		0-0-0		0-0-0		
<hr/>												
RPI	S	Opponent	Score	RPI	S	Opponent	Score	RPI	S	Opponent	Score	
				63 A La Salle				3	1	128 H Liberty	3	2
				76 H Maryland				1	1	169 A William & Mary	0	2
										177 A Rhode Island	2	0
										188 H Bucknell	2	1
										228 H Fordham	2	1
										282 A American	2	1
										297 H Towson	2	2
										323 A UMBC	4	1
<hr/>												
				LAST 10 GAMES								
177 A Rhode Island				2	0	188 H Bucknell				2	1	
228 H Fordham				2	1	297 H Towson				2	2	
63 A La Salle				3	1	76 H Maryland				1	1	
323 A UMBC				4	1	128 H Liberty				3	2	
169 A William & Mary				0	2	282 A American				2	1	

Non-Div. I Games:

George Washington

Average RPI Win:	258	WON-LOST RECORD	WINNING PCT. RANK	LAST 10 GAMES	STRENGTH OF SCHEDULE	OPP. STRENGTH OF SCHEDULE	TEAM RPI	ADJ RPI	CONF. RPI	ADJ CONF. RPI	
Average RPI Loss:	35										
DIV. I ONLY		5-3-1	.61111 107	5-3-1	133	158	106	.54235 107	6	6	
DIV. I NON-CONF.		5-2-1	.6875 73	5-2-1	170	159	100	.54802 102	6	6	
<hr/>											
TOTALS	RPI 1-25	RPI 26-50		W-L RECORDS	RPI 51-100		RPI 101-150		RPI 150+		
5-3-1	0-1-0	0-1-0		OVERALL	0-1-0		0-0-1		5-0-0		
4-1-1	0-0-0	0-1-0		HOME	0-0-0		0-0-1		4-0-0		
1-2-0	0-1-0	0-0-0		AWAY	0-1-0		0-0-0		1-0-0		
0-0-0	0-0-0	0-0-0		NEUTRAL	0-0-0		0-0-0		0-0-0		
5-2-1	0-1-0	0-1-0		NON-CONFERENCE	0-0-0		0-0-1		5-0-0		
4-1-1	0-0-0	0-1-0		HOME	0-0-0		0-0-1		4-0-0		
1-1-0	0-1-0	0-0-		AWAY	0-0-0		0-0-0		1-0-0		
0-0-0	0-0-0	0-0-0		NEUTRAL	0-0-0		0-0-0		0-0-0		
0-1-0	0-0-0	0-0-0		CONFERENCE	0-1-0		0-0-0		0-0-0		
0-0-0	0-0-0	0-0-0		HOME	0-0-0		0-0-0		0-0-0		
0-1-0	0-0-0	0-0-0		AWAY	0-1-0		0-0-0		0-0-0		
0-0-0	0-0-0	0-0-0		NEUTRAL	0-0-0		0-0-0		0-0-0		
RPI S	Opponent	Score	RPI S	Opponent	Score	RPI S	Opponent	Score	RPI S	Opponent	Score
4 A	Stanford	1 5	32 H	Hofstra	1 2	69 A	Harvard	0 1	131 H	Fairfield	1 1
									188 A	Bucknell	2 0
									213 H	Temple	2 1
									267 H	Loyola Maryland	4 0
									297 H	Towson	2 0
									325 H	Mt. St. Mary's	1 0
<hr/>											
LAST 10 GAMES											

Non-Div. I Games:

Penn

Average RPI Win:	220	WON-LOST	WINNING	LAST 10	STRENGTH OF	OPP. STRENGTH	TEAM	ADJ	CONF.	ADJ CONF.			
Average RPI Loss:	98	RECORD	PCT. RANK	GAMES	SCHEDULE	OF SCHEDULE	RPI	RPI	RPI	RPI			
DIV. I ONLY	7-2-1	.75	39	7-2-1	232	128	108	.54169	108	18	18		
DIV. I NON-CONF.	6-2-1	.72222	62	6-2-1	177	148	92	.55609	92	17	17		
<hr/>													
TOTALS	RPI 1-25	RPI 26-50		W-L RECORDS		RPI 51-100		RPI 101-150		RPI 150+			
7-2-1	0-0-0	0-0-0		OVERALL		1-1-1		0-1-0		6-0-0			
3-1-1	0-0-0	0-0-0		HOME		1-1-1		0-0-0		2-0-0			
4-1-0	0-0-0	0-0-0		AWAY		0-0-0		0-1-0		4-0-0			
0-0-0	0-0-0	0-0-0		NEUTRAL		0-0-0		0-0-0		0-0-0			
<hr/>													
6-2-1	0-0-0	0-0-0		NON-CONFERENCE		1-1-1		0-1-0		5-0-0			
2-1-1	0-0-0	0-0-0		HOME		1-1-1		0-0-0		1-0-0			
4-1-0	0-0-0	0-0-		AWAY		0-0-0		0-1-0		4-0-0			
0-0-0	0-0-0	0-0-0		NEUTRAL		0-0-0		0-0-0		0-0-0			
<hr/>													
1-0-0	0-0-0	0-0-0		CONFERENCE		0-0-0		0-0-0		1-0-0			
1-0-0	0-0-0	0-0-0		HOME		0-0-0		0-0-0		1-0-0			
0-0-0	0-0-0	0-0-0		AWAY		0-0-0		0-0-0		0-0-0			
0-0-0	0-0-0	0-0-0		NEUTRAL		0-0-0		0-0-0		0-0-0			
<hr/>													
RPI	S	Opponent	Score	RPI	S	Opponent	Score	RPI	S	Opponent	Score		
				59 H Saint Louis				0	1	137 A Western Ill.		1	2
				77 H UMKC				0	0	195 A Omaha		1	0
				81 H Murray St.				1	0	199 H Tulsa		5	1
										233 A Central Ark.		3	2
										237 A Little Rock		2	1
										283 A SIUE		1	0
										315 H Valparaiso		2	1
<hr/>													
				LAST 10 GAMES									
315 H Valparaiso				2	1	283 A SIUE				1	0		
195 A Omaha				1	0	77 H UMKC				0	0		
59 H Saint Louis				0	1	237 A Little Rock				2	1		
81 H Murray St.				1	0	233 A Central Ark.				3	2		
199 H Tulsa				5	1	137 A Western Ill.				1	2		

Non-Div. I Games:

Missouri St.

Average RPI Win: 222		WON-LOST RECORD	WINNING PCT. RANK		LAST 10 GAMES	STRENGTH OF SCHEDULE	OPP. STRENGTH OF SCHEDULE	TEAM RPI	ADJ RPI	CONF. RPI	ADJ CONF. RPI					
Average RPI Loss: 110																
DIV. I ONLY		7-3-1	.68182	78	6-3-1	186	137	109	.54146	109	13	13				
DIV. I NON-CONF.		6-1-1	.8125	35	5-1-1	175	156	68	.58003	68	12	13				
<hr/>																
TOTALS		RPI 1-25		RPI 26-50		W-L RECORDS		RPI 51-100		RPI 101-150		RPI 150+				
7-3-1		0-0-0		0-0-1		OVERALL		1-2-0		0-0-0		6-1-0				
3-2-0		0-0-0		0-0-0		HOME		1-2-0		0-0-0		2-0-0				
4-1-1		0-0-0		0-0-1		AWAY		0-0-0		0-0-0		4-1-0				
0-0-0		0-0-0		0-0-0		NEUTRAL		0-0-0		0-0-0		0-0-0				
6-1-1		0-0-0		0-0-1		NON-CONFERENCE		1-1-0		0-0-0		5-0-0				
3-1-0		0-0-0		0-0-0		HOME		1-1-0		0-0-0		2-0-0				
3-0-1		0-0-0		0-1-		AWAY		0-0-0		0-0-0		3-0-0				
0-0-0		0-0-0		0-0-0		NEUTRAL		0-0-0		0-0-0		0-0-0				
1-2-0		0-0-0		0-0-0		CONFERENCE		0-1-0		0-0-0		1-1-0				
0-1-0		0-0-0		0-0-0		HOME		0-1-0		0-0-0		0-0-0				
1-1-0		0-0-0		0-0-0		AWAY		0-0-0		0-0-0		1-1-0				
0-0-0		0-0-0		0-0-0		NEUTRAL		0-0-0		0-0-0		0-0-0				
RPI	S	Opponent	Score	RPI	S	Opponent	Score	RPI	S	Opponent	Score					
				30	A	Wake Forest	0 0	59	H	Saint Louis	0 4	186	A	Duquesne	1 2	
								86	H	Old Dominion	3 4	197	A	Pittsburgh	1 0	
								88	H	UNCW	2 1	212	A	High Point	1 0	
												236	A	George Mason	5 1	
												262	A	Longwood	5 1	
												267	H	Loyola Maryland	4 0	
												293	H	Saint Francis (PA)	5 1	
<hr/>																
LAST 10 GAMES																
				236	A	George Mason	5 1	86	H	Old Dominion	3 4					
				59	H	Saint Louis	0 4	30	A	Wake Forest	0 0					
				186	A	Duquesne	1 2	88	H	UNCW	2 1					
				293	H	Saint Francis (PA)	5 1	267	H	Loyola Maryland	4 0					
				197	A	Pittsburgh	1 0	262	A	Longwood	5 1					

Non-Div. I Games:

VCU

Average RPI Win: 218		WON-LOST	WINNING	LAST 10	STRENGTH OF		OPP. STRENGTH	TEAM	ADJ	CONF.	ADJ CONF.
Average RPI Loss: 82		RECORD	PCT. RANK	GAMES	SCHEDULE		OF SCHEDULE	RPI	RPI	RPI	RPI
DIV. I ONLY		3-7-0	.3	265	3-7-0		4	225	110	.53956	110
DIV. I NON-CONF.		3-5-0	.375	218	3-5-0		5	180	86	.56046	87
TOTALS		RPI 1-25	RPI 26-50		W-L RECORDS		RPI 51-100		RPI 101-150		RPI 150+
3-7-0		0-3-0	0-0-0		OVERALL		0-1-0		0-1-0		3-2-0
1-3-0		0-0-0	0-0-0		HOME		0-1-0		0-0-0		1-2-0
2-3-0		0-2-0	0-0-0		AWAY		0-0-0		0-1-0		2-0-0
0-1-0		0-1-0	0-0-0		NEUTRAL		0-0-0		0-0-0		0-0-0
3-5-0		0-3-0	0-0-0		NON-CONFERENCE		0-1-0		0-0-0		3-1-0
1-2-0		0-0-0	0-0-0		HOME		0-1-0		0-0-0		1-1-0
2-2-0		0-2-0	0-0-		AWAY		0-0-0		0-0-0		2-0-0
0-1-0		0-1-0	0-0-0		NEUTRAL		0-0-0		0-0-0		0-0-0
0-2-0		0-0-0	0-0-0		CONFERENCE		0-0-0		0-1-0		0-1-0
0-1-0		0-0-0	0-0-0		HOME		0-0-0		0-0-0		0-1-0
0-1-0		0-0-0	0-0-0		AWAY		0-0-0		0-1-0		0-0-0
0-0-0		0-0-0	0-0-0		NEUTRAL		0-0-0		0-0-0		0-0-0
RPI S	Opponent	Score		RPI S	Opponent	Score		RPI S	Opponent	Score	
3 N	North Carolina	0	8					95 H	Utah Valley	0	3
14 A	Texas A&M	0	4					134 A	Boise St.	0	2
16 A	Duke	0	3					153 H	CSUN	0	1
								158 A	California Baptist	2	0
								160 H	Utah St.	0	1
								239 A	CSU Bakersfield	2	1
								258 H	Northern Ariz.	2	1
LAST 10 GAMES											
134 A	Boise St.	0	2	3 N	North Carolina	0	8				
160 H	Utah St.	0	1	16 A	Duke	0	3				
95 H	Utah Valley	0	3	239 A	CSU Bakersfield	2	1				
258 H	Northern Ariz.	2	1	158 A	California Baptist	2	0				
14 A	Texas A&M	0	4	153 H	CSUN	0	1				

Non-Div. I Games:

UNLV

Average RPI Win:	182	WON-LOST RECORD	WINNING PCT. RANK	LAST 10 GAMES	STRENGTH OF SCHEDULE	OPP. STRENGTH OF SCHEDULE	TEAM RPI	ADJ RPI	CONF. RPI	ADJ CONF. RPI	
Average RPI Loss:	98										
DIV. I ONLY	7-2-1	.75	39	7-2-1	264	43	113	.53926	111	14	14
DIV. I NON-CONF.	7-2-1	.75	47	7-2-1	258	40	115	.53926	111	14	14
<hr/>											
TOTALS	RPI 1-25	RPI 26-50		W-L RECORDS		RPI 51-100		RPI 101-150		RPI 150+	
7-2-1	0-0-0	0-0-0		OVERALL		1-1-1		2-1-0		4-0-0	
5-1-0	0-0-0	0-0-0		HOME		0-0-0		2-1-0		3-0-0	
2-1-1	0-0-0	0-0-0		AWAY		1-1-1		0-0-0		1-0-0	
0-0-0	0-0-0	0-0-0		NEUTRAL		0-0-0		0-0-0		0-0-0	
<hr/>											
7-2-1	0-0-0	0-0-0		NON-CONFERENCE		1-1-1		2-1-0		4-0-0	
5-1-0	0-0-0	0-0-0		HOME		0-0-0		2-1-0		3-0-0	
2-1-1	0-0-0	0-0-		AWAY		1-1-1		0-0-0		1-0-0	
0-0-0	0-0-0	0-0-0		NEUTRAL		0-0-0		0-0-0		0-0-0	
<hr/>											
0-0-0	0-0-0	0-0-0		CONFERENCE		0-0-0		0-0-0		0-0-0	
0-0-0	0-0-0	0-0-0		HOME		0-0-0		0-0-0		0-0-0	
0-0-0	0-0-0	0-0-0		AWAY		0-0-0		0-0-0		0-0-0	
0-0-0	0-0-0	0-0-0		NEUTRAL		0-0-0		0-0-0		0-0-0	
<hr/>											
RPI S	Opponent	Score	RPI S	Opponent	Score	RPI S	Opponent	Score	RPI S	Opponent	Score
						52 A	San Francisco	3 3	101 H	Arizona St.	1 4
						75 A	Missouri	3 2	139 H	Kansas St.	2 0
						95 A	Utah Valley	1 2	141 H	Minnesota	2 0
									183 H	Weber St.	2 0
									234 A	LMU (CA)	1 0
									235 H	Houston	3 2
									265 H	Northern Colo.	5 0
<hr/>											
LAST 10 GAMES											
						52 A	San Francisco	3 3	235 H	Houston	3 2
						183 H	Weber St.	2 0	95 A	Utah Valley	1 2
						234 A	LMU (CA)	1 0	265 H	Northern Colo.	5 0
						75 A	Missouri	3 2	141 H	Minnesota	2 0
						139 H	Kansas St.	2 0	101 H	Arizona St.	1 4

Average RPI Win:	223	WON-LOST	WINNING	LAST 10	STRENGTH OF	OPP. STRENGTH	TEAM	ADJ	CONF.	ADJ CONF.	
Average RPI Loss:	96	RECORD	PCT. RANK	GAMES	SCHEDULE	OF SCHEDULE	RPI	RPI	RPI	RPI	
DIV. I ONLY	6-3-0	.66667	84	6-3-0	172	174	111	.53874	112	10	10
DIV. I NON-CONF.	5-2-0	.71429	68	5-2-0	119	187	76	.56846	76	11	11
<hr/>											
TOTALS	RPI 1-25	RPI 26-50		W-L RECORDS		RPI 51-100		RPI 101-150		RPI 150+	
6-3-0	0-0-0	0-1-0		OVERALL		1-1-0		0-0-0		5-1-0	
3-2-0	0-0-0	0-1-0		HOME		1-0-0		0-0-0		2-1-0	
3-1-0	0-0-0	0-0-0		AWAY		0-1-0		0-0-0		3-0-0	
0-0-0	0-0-0	0-0-0		NEUTRAL		0-0-0		0-0-0		0-0-0	
5-2-0	0-0-0	0-1-0		NON-CONFERENCE		1-0-0		0-0-0		4-1-0	
3-2-0	0-0-0	0-1-0		HOME		1-0-0		0-0-0		2-1-0	
2-0-0	0-0-0	0-0-		AWAY		0-0-0		0-0-0		2-0-0	
0-0-0	0-0-0	0-0-0		NEUTRAL		0-0-0		0-0-0		0-0-0	
1-1-0	0-0-0	0-0-0		CONFERENCE		0-1-0		0-0-0		1-0-0	
0-0-0	0-0-0	0-0-0		HOME		0-0-0		0-0-0		0-0-0	
1-1-0	0-0-0	0-0-0		AWAY		0-1-0		0-0-0		1-0-0	
0-0-0	0-0-0	0-0-0		NEUTRAL		0-0-0		0-0-0		0-0-0	
RPI	S	Opponent	Score	RPI	S	Opponent	Score	RPI	S	Opponent	Score
				30	H	Wake Forest	0 3	92	A	Rice	0 1
								99	H	Western Caro.	5 0
								167	H	East Carolina	0 1
								207	H	Appalachian St.	3 2
								214	H	Campbell	4 1
								256	A	Akron	1 0
								262	A	Longwood	2 0
								299	A	FIU	2 0
				LAST 10 GAMES							
				299	A	FIU	2 0	207	H	Appalachian St.	3 2
				92	A	Rice	0 1	30	H	Wake Forest	0 3
				167	H	East Carolina	0 1	262	A	Longwood	2 0
				214	H	Campbell	4 1	256	A	Akron	1 0
				99	H	Western Caro.	5 0				

Non-Div. I Games:

Charlotte

Average RPI Win:		235	WON-LOST RECORD		WINNING PCT. RANK		LAST 10 GAMES		STRENGTH OF SCHEDULE		OPP. STRENGTH OF SCHEDULE		TEAM RPI		ADJ RPI		CONF. RPI		ADJ CONF. RPI								
Average RPI Loss:		64																									
DIV. I ONLY			7-3-0		.7	66		7-3-0		210		140		112		.53689		113		11		11					
DIV. I NON-CONF.			5-3-0		.625	96		5-3-0		230		134		143		.50932		142		10		10					
TOTALS		RPI 1-25		RPI 26-50		W-L RECORDS		RPI 51-100		RPI 101-150		RPI 150+															
7-3-0		0-1-0		0-0-0		OVERALL		0-1-0		1-1-0		6-0-0															
3-1-0		0-0-0		0-0-0		HOME		0-1-0		1-0-0		2-0-0															
3-1-0		0-0-0		0-0-0		AWAY		0-0-0		0-1-0		3-0-0															
1-1-0		0-1-0		0-0-0		NEUTRAL		0-0-0		0-0-0		1-0-0															
5-3-0		0-1-0		0-0-0		NON-CONFERENCE		0-1-0		0-1-0		5-0-0															
2-1-0		0-0-0		0-0-0		HOME		0-1-0		0-0-0		2-0-0															
2-1-0		0-0-0		0-0-		AWAY		0-0-0		0-1-0		2-0-0															
1-1-0		0-1-0		0-0-0		NEUTRAL		0-0-0		0-0-0		1-0-0															
2-0-0		0-0-0		0-0-0		CONFERENCE		0-0-0		1-0-0		1-0-0															
1-0-0		0-0-0		0-0-0		HOME		0-0-0		1-0-0		0-0-0															
1-0-0		0-0-0		0-0-0		AWAY		0-0-0		0-0-0		1-0-0															
0-0-0		0-0-0		0-0-0		NEUTRAL		0-0-0		0-0-0		0-0-0															
RPI	S	Opponent		Score		RPI	S	Opponent		Score		RPI	S	Opponent		Score											
5	N	Virginia Tech		0 1								72	H	Furman		1 2		116	A	Kennesaw St.		0 1					
																		130	H	Delaware		1 0					
																		166	N	Middle Tenn.		2 1					
																		203	A	Drexel		1 0					
																		272	A	Charleston So.		2 0					
																		290	A	Winthrop		4 1					
																		291	H	Jacksonville		1 0					
																		296	H	SFA		2 1					
						LAST 10 GAMES																					
						130 H Delaware						1 0		203 A Drexel						1 0							
						291 H Jacksonville						1 0		290 A Winthrop						4 1							
						272 A Charleston So.						2 0		116 A Kennesaw St.						0 1							
						166 N Middle Tenn.						2 1		72 H Furman						1 2							
						5 N Virginia Tech						0 1		296 H SFA						2 1							

Non-Div. I Games:

Col. of Charleston

D
e
n
v
e
r

Denver

Average RPI Win: 194		WON-LOST	WINNING	LAST 10	STRENGTH OF		OPP. STRENGTH	TEAM	ADJ	CONF.	ADJ CONF.
Average RPI Loss: 79		RECORD	PCT. RANK	GAMES	SCHEDULE		OF SCHEDULE	RPI	RPI	RPI	RPI
DIV. I ONLY		8-3-0	.72727	50	7-3-0		249	74	115	.5352	115
DIV. I NON-CONF.		7-1-0	.875	21	6-1-0		257	125	89	.55736	90
TOTALS		RPI 1-25	RPI 26-50		W-L RECORDS		RPI 51-100		RPI 101-150		RPI 150+
8-3-0		0-0-0	1-0-0		OVERALL		1-2-0		1-1-0		5-0-0
6-0-0		0-0-0	1-0-0		HOME		1-0-0		1-0-0		3-0-0
2-3-0		0-0-0	0-0-0		AWAY		0-2-0		0-1-0		2-0-0
0-0-0		0-0-0	0-0-0		NEUTRAL		0-0-0		0-0-0		0-0-0
7-1-0		0-0-0	0-0-0		NON-CONFERENCE		1-1-0		1-0-0		5-0-0
5-0-0		0-0-0	0-0-0		HOME		1-0-0		1-0-0		3-0-0
2-1-0		0-0-0	0-0-		AWAY		0-1-0		0-0-0		2-0-0
0-0-0		0-0-0	0-0-0		NEUTRAL		0-0-0		0-0-0		0-0-0
1-2-0		0-0-0	1-0-0		CONFERENCE		0-1-0		0-1-0		0-0-0
1-0-0		0-0-0	1-0-0		HOME		0-0-0		0-0-0		0-0-0
0-2-0		0-0-0	0-0-0		AWAY		0-1-0		0-1-0		0-0-0
0-0-0		0-0-0	0-0-0		NEUTRAL		0-0-0		0-0-0		0-0-0
RPI S	Opponent	Score	RPI S	Opponent	Score	RPI S	Opponent	Score	RPI S	Opponent	Score
			49 H	Purdue	2 0	57 A	Butler	0 3	118 A	Ohio St.	0 1
						61 A	Penn St.	1 5	146 H	Bowling Green	3 2
						95 H	Utah Valley	3 1	154 A	Boston U.	2 1
									209 H	Marshall	5 1
									292 A	Oakland	2 0
									294 H	Eastern Mich.	2 0
									309 H	Detroit Mercy	3 0
LAST 10 GAMES											
			61 A	Penn St.	1 5	49 H	Purdue	2 0			
			118 A	Ohio St.	0 1	57 A	Butler	0 3			
			292 A	Oakland	2 0	154 A	Boston U.	2 1			
			146 H	Bowling Green	3 2	294 H	Eastern Mich.	2 0			
			309 H	Detroit Mercy	3 0	209 H	Marshall	5 1			

Non-Div. I Games:

Michigan St.

Average RPI Win:		225	WON-LOST RECORD		WINNING PCT. RANK		LAST 10 GAMES		STRENGTH OF SCHEDULE		OPP. STRENGTH OF SCHEDULE		TEAM RPI		ADJ RPI		CONF. RPI		ADJ CONF. RPI				
DIV. I ONLY			6-5-0		.54545 149		6-4-0		110		165		116		.5331 116		15		15				
DIV. I NON-CONF.			5-4-0		.55556 145		5-3-0		68		160		88		.55805 88		16		16				
TOTALS		RPI 1-25		RPI 26-50		W-L RECORDS		RPI 51-100		RPI 101-150		RPI 150+											
6-5-0		0-1-0		0-1-0		OVERALL		0-1-0		2-1-0		4-1-0											
4-1-0		0-0-0		0-0-0		HOME		0-1-0		1-0-0		3-0-0											
2-4-0		0-1-0		0-1-0		AWAY		0-0-0		1-1-0		1-1-0											
0-0-0		0-0-0		0-0-0		NEUTRAL		0-0-0		0-0-0		0-0-0											
5-4-0		0-1-0		0-1-0		NON-CONFERENCE		0-1-0		2-1-0		3-0-0											
4-1-0		0-0-0		0-0-0		HOME		0-1-0		1-0-0		3-0-0											
1-3-0		0-1-0		0-0-		AWAY		0-0-0		1-1-0		0-0-0											
0-0-0		0-0-0		0-0-0		NEUTRAL		0-0-0		0-0-0		0-0-0											
1-1-0		0-0-0		0-0-0		CONFERENCE		0-0-0		0-0-0		1-1-0											
0-0-0		0-0-0		0-0-0		HOME		0-0-0		0-0-0		0-0-0											
1-1-0		0-0-0		0-0-0		AWAY		0-0-0		0-0-0		1-1-0											
0-0-0		0-0-0		0-0-0		NEUTRAL		0-0-0		0-0-0		0-0-0											
RPI	S	Opponent		Score		RPI	S	Opponent		Score		RPI	S	Opponent		Score							
13	A	Kansas		1	3	33	A	Oklahoma St.		0	3	72	H	Furman		0	2						
												113	H	Col. of Charleston		1	0						
												133	A	Georgia St.		4	1						
												144	A	Mercer		1	2						
												157	A	Lipscomb		1	2						
												254	H	Alabama A&M		3	0						
												272	H	Charleston So.		2	1						
												285	H	Presbyterian		3	1						
												291	A	Jacksonville		1	0						
												LAST 10 GAMES											
												157	A	Lipscomb		1	2	291	A	Jacksonville		1	0
13	A	Kansas		1	3	72	H	Furman		0	2												
33	A	Oklahoma St.		0	3	254	H	Alabama A&M		3	0												
272	H	Charleston So.		2	1	113	H	Col. of Charleston		1	0												
285	H	Presbyterian		3	1	133	A	Georgia St.		4	1												

Average RPI Win:		191	WON-LOST RECORD		WINNING PCT. RANK		LAST 10 GAMES		STRENGTH OF SCHEDULE		OPP. STRENGTH OF SCHEDULE		TEAM RPI		ADJ RPI		CONF. RPI		ADJ CONF. RPI				
DIV. I ONLY			5-3-2		.6 114		5-3-2		168		110		119		.53232 117		13		13				
DIV. I NON-CONF.			3-2-2		.57143 128		3-2-2		117		83		104		.54739 103		12		13				
TOTALS		RPI 1-25		RPI 26-50		W-L RECORDS		RPI 51-100		RPI 101-150		RPI 150+											
5-3-2		0-0-0		0-1-0		OVERALL		1-1-1		0-0-0		4-1-1											
1-1-1		0-0-0		0-0-0		HOME		0-0-1		0-0-0		1-1-0											
4-2-1		0-0-0		0-1-0		AWAY		1-1-0		0-0-0		3-0-1											
0-0-0		0-0-0		0-0-0		NEUTRAL		0-0-0		0-0-0		0-0-0											
3-2-2		0-0-0		0-1-0		NON-CONFERENCE		1-1-1		0-0-0		2-0-1											
1-0-1		0-0-0		0-0-0		HOME		0-0-1		0-0-0		1-0-0											
2-2-1		0-0-0		0-0-		AWAY		1-1-0		0-0-0		1-0-1											
0-0-0		0-0-0		0-0-0		NEUTRAL		0-0-0		0-0-0		0-0-0											
2-1-0		0-0-0		0-0-0		CONFERENCE		0-0-0		0-0-0		2-1-0											
0-1-0		0-0-0		0-0-0		HOME		0-0-0		0-0-0		0-1-0											
2-0-0		0-0-0		0-0-0		AWAY		0-0-0		0-0-0		2-0-0											
0-0-0		0-0-0		0-0-0		NEUTRAL		0-0-0		0-0-0		0-0-0											
RPI	S	Opponent		Score		RPI	S	Opponent		Score		RPI	S	Opponent		Score							
						29	A	Boston College		1	2	67	A	Providence		1	0	182	H	Richmond		1	2
												69	A	Harvard		1	2	197	H	Pittsburgh		2	1
												80	H	Tennessee		3	3	200	A	UMass Lowell		2	2
																		201	A	Saint Joseph's		4	3
																		236	A	George Mason		4	2
																		252	A	Siena		3	2
LAST 10 GAMES																							
						236	A	George Mason		4	2	201	A	Saint Joseph's		4	3						
						182	H	Richmond		1	2	197	H	Pittsburgh		2	1						
						80	H	Tennessee		3	3	200	A	UMass Lowell		2	2						
						69	A	Harvard		1	2	67	A	Providence		1	0						
						252	A	Siena		3	2	29	A	Boston College		1	2						

Non-Div. I Games:

Massachusetts

Average RPI Win: 197		WON-LOST	WINNING	LAST 10	STRENGTH OF		OPP. STRENGTH	TEAM	ADJ	CONF.	ADJ CONF.
Average RPI Loss: 56		RECORD	PCT. RANK	GAMES	SCHEDULE		OF SCHEDULE	RPI	RPI	RPI	RPI
DIV. I ONLY		3-6-1	.35	242	3-6-1		33	113	117	.53231	118
DIV. I NON-CONF.		2-4-1	.35714	234	2-4-1		23	123	106	.54394	107
TOTALS		RPI 1-25	RPI 26-50		W-L RECORDS		RPI 51-100		RPI 101-150		RPI 150+
3-6-1	0-2-0	0-2-0		OVERALL		0-1-1		1-1-0		2-0-0	
3-3-0	0-1-0	0-1-0		HOME		0-1-0		1-0-0		2-0-0	
0-3-1	0-1-0	0-1-0		AWAY		0-0-1		0-1-0		0-0-0	
0-0-0	0-0-0	0-0-0		NEUTRAL		0-0-0		0-0-0		0-0-0	
2-4-1	0-2-0	0-1-0		NON-CONFERENCE		0-1-1		0-0-0		2-0-0	
2-2-0	0-1-0	0-0-0		HOME		0-1-0		0-0-0		2-0-0	
0-2-1	0-1-0	0-0-		AWAY		0-0-1		0-0-0		0-0-0	
0-0-0	0-0-0	0-0-0		NEUTRAL		0-0-0		0-0-0		0-0-0	
1-2-0	0-0-0	0-1-0		CONFERENCE		0-0-0		1-1-0		0-0-0	
1-1-0	0-0-0	0-1-0		HOME		0-0-0		1-0-0		0-0-0	
0-1-0	0-0-0	0-0-0		AWAY		0-0-0		0-1-0		0-0-0	
0-0-0	0-0-0	0-0-0		NEUTRAL		0-0-0		0-0-0		0-0-0	
RPI S	Opponent	Score		RPI S	Opponent	Score		RPI S	Opponent	Score	
14 A	Texas A&M	0	1	37 H	Michigan	1	2	75 H	Missouri	1	3
18 H	Louisville	1	2	50 A	TCU	2	3	91 A	UCF	1	1
LAST 10 GAMES											
37 H Michigan				1	2	141 A Minnesota				0	1
115 H Michigan St.				1	0	14 A Texas A&M				0	1
187 H Ohio				3	1	91 A UCF				1	1
288 H Miami (OH)				1	0	75 H Missouri				1	3
50 A TCU				2	3	18 H Louisville				1	2

Non-Div. I Games:

Ohio St.

Average RPI Win:	241	WON-LOST RECORD	WINNING PCT. RANK	LAST 10 GAMES	STRENGTH OF SCHEDULE	OPP. STRENGTH OF SCHEDULE	TEAM RPI	ADJ RPI	CONF. RPI	ADJ CONF. RPI		
Average RPI Loss:	84											
DIV. I ONLY	7-1-1	.83333	18	8-1-1	259	270	118	.53043	119	10	10	
DIV. I NON-CONF.	6-0-1	.92857	10	6-0-1	324	292	150	.5043	150	11	11	
<hr/>												
TOTALS	RPI 1-25	RPI 26-50		W-L RECORDS	RPI 51-100		RPI 101-150		RPI 150+			
7-1-1	0-0-0	0-0-0		OVERALL	1-1-0		0-0-0		6-0-1			
1-0-0	0-0-0	0-0-0		HOME	0-0-0		0-0-0		1-0-0			
6-1-1	0-0-0	0-0-0		AWAY	1-1-0		0-0-0		5-0-1			
0-0-0	0-0-0	0-0-0		NEUTRAL	0-0-0		0-0-0		0-0-0			
<hr/>												
6-0-1	0-0-0	0-0-0		NON-CONFERENCE	0-0-0		0-0-0		6-0-1			
1-0-0	0-0-0	0-0-0		HOME	0-0-0		0-0-0		1-0-0			
5-0-1	0-0-0	0-0-		AWAY	0-0-0		0-0-0		5-0-1			
0-0-0	0-0-0	0-0-0		NEUTRAL	0-0-0		0-0-0		0-0-0			
<hr/>												
1-1-0	0-0-0	0-0-0		CONFERENCE	1-1-0		0-0-0		0-0-0			
0-0-0	0-0-0	0-0-0		HOME	0-0-0		0-0-0		0-0-0			
1-1-0	0-0-0	0-0-0		AWAY	1-1-0		0-0-0		0-0-0			
0-0-0	0-0-0	0-0-0		NEUTRAL	0-0-0		0-0-0		0-0-0			
<hr/>												
RPI	S	Opponent	Score	RPI	S	Opponent	Score	RPI	S	Opponent	Score	
				84 A Western Ky.				1	2	181 H McNeese	3	2
				86 A Old Dominion				2	1	216 A Northwestern St.	3	1
										266 A La.-Monroe	5	1
										273 A Southeastern La.	1	0
										275 A Grambling	1	1
										329 A Ark.-Pine Bluff	3	0
										338 A Alcorn	15	0
				LAST 10 GAMES								
				86 A Old Dominion				2	1	84 A Western Ky.	1	2
				275 A Grambling				1	1	329 A Ark.-Pine Bluff	3	0
				181 H McNeese				3	2	338 A Alcorn	15	0
				216 A Northwestern St.				3	1	273 A Southeastern La.	1	0
				266 A La.-Monroe				5	1			

Non-Div. I Games: LSU-Alexandria 2 1 Montevallo 3 1

Louisiana Tech

Average RPI Win:	170	WON-LOST RECORD	WINNING PCT. RANK	LAST 10 GAMES	STRENGTH OF SCHEDULE	OPP. STRENGTH OF SCHEDULE	TEAM RPI	ADJ RPI	CONF. RPI	ADJ CONF. RPI	
DIV. I ONLY		4-5-0	.44444 201	4-5-0	64	201	120	.52988 120	23	23	
DIV. I NON-CONF.		3-4-0	.42857 199	3-4-0	81	178	133	.51822 133	26	26	
<hr/>											
TOTALS	RPI 1-25	RPI 26-50		W-L RECORDS		RPI 51-100		RPI 101-150		RPI 150+	
4-5-0	0-0-0	0-0-0		OVERALL		1-2-0		0-2-0		3-1-0	
1-3-0	0-0-0	0-0-0		HOME		1-1-0		0-1-0		0-1-0	
3-2-0	0-0-0	0-0-0		AWAY		0-1-0		0-1-0		3-0-0	
0-0-0	0-0-0	0-0-0		NEUTRAL		0-0-0		0-0-0		0-0-0	
<hr/>											
3-4-0	0-0-0	0-0-0		NON-CONFERENCE		1-2-0		0-1-0		2-1-0	
1-2-0	0-0-0	0-0-0		HOME		1-1-0		0-0-0		0-1-0	
2-2-0	0-0-0	0-0-		AWAY		0-1-0		0-1-0		2-0-0	
0-0-0	0-0-0	0-0-0		NEUTRAL		0-0-0		0-0-0		0-0-0	
<hr/>											
1-1-0	0-0-0	0-0-0		CONFERENCE		0-0-0		0-1-0		1-0-0	
0-1-0	0-0-0	0-0-0		HOME		0-0-0		0-1-0		0-0-0	
1-0-0	0-0-0	0-0-0		AWAY		0-0-0		0-0-0		1-0-0	
0-0-0	0-0-0	0-0-0		NEUTRAL		0-0-0		0-0-0		0-0-0	
<hr/>											
RPI S	Opponent	Score	RPI S	Opponent	Score	RPI S	Opponent	Score	RPI S	Opponent	Score
						57 H	Butler	1 2	125 H	UIC	0 1
						81 H	Murray St.	3 1	143 A	Kentucky	0 1
						89 A	Xavier	0 4	157 A	Lipscomb	4 0
						185 A IUPUI 2 0					
						187 H Ohio 0 1					
						255 A Eastern Ky. 3 1					
<hr/>											
LAST 10 GAMES											
89 A Xavier			0 4			125 H UIC			0 1		
255 A Eastern Ky.			3 1			185 A IUPUI			2 0		
143 A Kentucky			0 1			187 H Ohio			0 1		
81 H Murray St.			3 1			157 A Lipscomb			4 0		
57 H Butler			1 2								

Non-Div. I Games:

Northern Ky.

Average RPI Win:		155	WON-LOST RECORD		WINNING PCT. RANK		LAST 10 GAMES		STRENGTH OF SCHEDULE		OPP. STRENGTH OF SCHEDULE		TEAM RPI		ADJ RPI		CONF. RPI		ADJ CONF. RPI				
DIV. I ONLY			3-5-2		.4 220		3-5-2		58		126		121		.52936 121		12		12				
DIV. I NON-CONF.			2-4-2		.375 218		2-4-2		96		91		146		.50791 145		13		12				
TOTALS		RPI 1-25		RPI 26-50		W-L RECORDS		RPI 51-100		RPI 101-150		RPI 150+											
3-5-2		0-1-0		0-1-0		OVERALL		1-1-0		1-1-1		1-1-1											
1-2-1		0-0-0		0-1-0		HOME		1-1-0		0-0-0		0-0-1											
2-3-1		0-1-0		0-0-0		AWAY		0-0-0		1-1-1		1-1-0											
0-0-0		0-0-0		0-0-0		NEUTRAL		0-0-0		0-0-0		0-0-0											
2-4-2		0-1-0		0-1-0		NON-CONFERENCE		1-1-0		0-0-1		1-1-1											
1-2-1		0-0-0		0-1-0		HOME		1-1-0		0-0-0		0-0-1											
1-2-1		0-1-0		0-0-		AWAY		0-0-0		0-0-1		1-1-0											
0-0-0		0-0-0		0-0-0		NEUTRAL		0-0-0		0-0-0		0-0-0											
1-1-0		0-0-0		0-0-0		CONFERENCE		0-0-0		1-1-0		0-0-0											
0-0-0		0-0-0		0-0-0		HOME		0-0-0		0-0-0		0-0-0											
1-1-0		0-0-0		0-0-0		AWAY		0-0-0		1-1-0		0-0-0											
0-0-0		0-0-0		0-0-0		NEUTRAL		0-0-0		0-0-0		0-0-0											
RPI	S	Opponent		Score		RPI	S	Opponent		Score		RPI	S	Opponent		Score							
4	A	Stanford		0 7		28	H	Portland		1 2		55	H	Arizona		0 1							
												95	H	Utah Valley		1 0							
														103 A Colorado Col.		0 1							
														136 A Air Force		2 1							
														150 A UC Santa Barbara		0 0							
														174 A Sacramento St.		1 2							
														220 H Cal Poly		0 0							
														234 A LMU (CA)		1 0							
LAST 10 GAMES																							
55 H Arizona						0 1						136 A Air Force						2 1					
174 A Sacramento St.						1 2						103 A Colorado Col.						0 1					
95 H Utah Valley						1 0						28 H Portland						1 2					
4 A Stanford						0 7						150 A UC Santa Barbara						0 0					
234 A LMU (CA)						1 0						220 H Cal Poly						0 0					

Non-Div. I Games:

San Jose St.

Average RPI Win: 231		WON-LOST RECORD	WINNING PCT. RANK		LAST 10 GAMES	STRENGTH OF SCHEDULE	OPP. STRENGTH OF SCHEDULE	TEAM RPI	ADJ RPI	CONF. RPI	ADJ CONF. RPI						
Average RPI Loss: 36																	
DIV. I ONLY		4-2-2	.625	101	4-2-2	173	180	123	.52929	122	27	27					
DIV. I NON-CONF.		2-2-2	.5	157	2-2-2	120	99	126	.52498	126	28	28					
<hr/>																	
TOTALS		RPI 1-25		RPI 26-50		W-L RECORDS		RPI 51-100		RPI 101-150		RPI 150+					
4-2-2		0-0-0		0-2-0		OVERALL		1-0-0		0-0-0		3-0-2					
1-2-0		0-0-0		0-2-0		HOME		0-0-0		0-0-0		1-0-0					
3-0-2		0-0-0		0-0-0		AWAY		1-0-0		0-0-0		2-0-2					
0-0-0		0-0-0		0-0-0		NEUTRAL		0-0-0		0-0-0		0-0-0					
2-2-2		0-0-0		0-2-0		NON-CONFERENCE		1-0-0		0-0-0		1-0-2					
0-2-0		0-0-0		0-2-0		HOME		0-0-0		0-0-0		0-0-0					
2-0-2		0-0-0		0-0-		AWAY		1-0-0		0-0-0		1-0-2					
0-0-0		0-0-0		0-0-0		NEUTRAL		0-0-0		0-0-0		0-0-0					
2-0-0		0-0-0		0-0-0		CONFERENCE		0-0-0		0-0-0		2-0-0					
1-0-0		0-0-0		0-0-0		HOME		0-0-0		0-0-0		1-0-0					
1-0-0		0-0-0		0-0-0		AWAY		0-0-0		0-0-0		1-0-0					
0-0-0		0-0-0		0-0-0		NEUTRAL		0-0-0		0-0-0		0-0-0					
RPI	S	Opponent		Score		RPI	S	Opponent		Score		RPI	S	Opponent		Score	
				32	H	Hofstra		0	1	64	A	Texas		4		0	
				39	H	NC State		0	1								
												203	A	Drexel		0	0
												248	A	Fairleigh Dickinson		1	0
												277	A	Lehigh		0	0
												304	H	Marist		3	0
												307	A	Saint Peter's		2	0

Non-Div. I Games:

Monmouth

Average RPI Win:	232	WON-LOST RECORD	WINNING PCT. RANK	LAST 10 GAMES	STRENGTH OF SCHEDULE	OPP. STRENGTH OF SCHEDULE	TEAM RPI	ADJ RPI	CONF. RPI	ADJ CONF. RPI	
DIV. I ONLY		5-4-0	.55556 138	5-4-0	92	269	122	.52904 123	27	27	
DIV. I NON-CONF.		4-3-0	.57143 128	4-3-0	130	208	123	.52698 123	28	28	
<hr/>											
TOTALS	RPI 1-25		RPI 26-50	W-L RECORDS		RPI 51-100		RPI 101-150		RPI 150+	
5-4-0	0-0-0		0-0-0	OVERALL		0-2-0		0-0-0		5-2-0	
3-3-0	0-0-0		0-0-0	HOME		0-1-0		0-0-0		3-2-0	
2-1-0	0-0-0		0-0-0	AWAY		0-1-0		0-0-0		2-0-0	
0-0-0	0-0-0		0-0-0	NEUTRAL		0-0-0		0-0-0		0-0-0	
<hr/>											
4-3-0	0-0-0		0-0-0	NON-CONFERENCE		0-2-0		0-0-0		4-1-0	
3-2-0	0-0-0		0-0-0	HOME		0-1-0		0-0-0		3-1-0	
1-1-0	0-0-0		0-0-	AWAY		0-1-0		0-0-0		1-0-0	
0-0-0	0-0-0		0-0-0	NEUTRAL		0-0-0		0-0-0		0-0-0	
<hr/>											
1-1-0	0-0-0		0-0-0	CONFERENCE		0-0-0		0-0-0		1-1-0	
0-1-0	0-0-0		0-0-0	HOME		0-0-0		0-0-0		0-1-0	
1-0-0	0-0-0		0-0-0	AWAY		0-0-0		0-0-0		1-0-0	
0-0-0	0-0-0		0-0-0	NEUTRAL		0-0-0		0-0-0		0-0-0	
<hr/>											
RPI S	Opponent	Score	RPI S	Opponent	Score	RPI S	Opponent	Score	RPI S	Opponent	Score
						60 H	Dartmouth	0 2	177 H	Rhode Island	1 0
						69 A	Harvard	0 3	198 H	Bryant	1 0
									200 H	UMass Lowell	1 2
									229 H	Rider	0 2
									259 H	Hartford	2 0
									261 A	Canisius	3 0
									267 A	Loyola Maryland	3 1
<hr/>											
LAST 10 GAMES											
			69 A	Harvard	0 3	229 H	Rider	0 2			
			267 A	Loyola Maryland	3 1	261 A	Canisius	3 0			
			177 H	Rhode Island	1 0	60 H	Dartmouth	0 2			
			198 H	Bryant	1 0	200 H	UMass Lowell	1 2			
						259 H	Hartford	2 0			

Non-Div. I Games:

Quinnipiac

Average RPI Win: 157		WON-LOST RECORD		WINNING PCT. RANK		LAST 10 GAMES		STRENGTH OF SCHEDULE		OPP. STRENGTH OF SCHEDULE		TEAM RPI		ADJ RPI		CONF. RPI		ADJ CONF. RPI	
DIV. I ONLY		4-7-0		.36364 235		4-6-0		41		177		125		.5283 124		11		11	
DIV. I NON-CONF.		3-6-0		.33333 246		3-5-0		12		168		110		.54347 108		10		10	
TOTALS		RPI 1-25		RPI 26-50		W-L RECORDS		RPI 51-100		RPI 101-150		RPI 150+							
4-7-0		0-0-0		0-1-0		OVERALL		2-4-0		0-0-0		2-2-0							
4-1-0		0-0-0		0-0-0		HOME		2-1-0		0-0-0		2-0-0							
0-6-0		0-0-0		0-1-0		AWAY		0-3-0		0-0-0		0-2-0							
0-0-0		0-0-0		0-0-0		NEUTRAL		0-0-0		0-0-0		0-0-0							
3-6-0		0-0-0		0-1-0		NON-CONFERENCE		2-3-0		0-0-0		1-2-0							
3-1-0		0-0-0		0-0-0		HOME		2-1-0		0-0-0		1-0-0							
0-5-0		0-0-0		0-0-		AWAY		0-2-0		0-0-0		0-2-0							
0-0-0		0-0-0		0-0-0		NEUTRAL		0-0-0		0-0-0		0-0-0							
1-1-0		0-0-0		0-0-0		CONFERENCE		0-1-0		0-0-0		1-0-0							
1-0-0		0-0-0		0-0-0		HOME		0-0-0		0-0-0		1-0-0							
0-1-0		0-0-0		0-0-0		AWAY		0-1-0		0-0-0		0-0-0							
0-0-0		0-0-0		0-0-0		NEUTRAL		0-0-0		0-0-0		0-0-0							
RPI	S	Opponent		Score		RPI	S	Opponent		Score		RPI	S	Opponent		Score			
						29	A	Boston College	0	1			52	H	San Francisco	2	1		
													67	A	Providence	1	2		
													69	H	Harvard	4	1		
													73	A	FGCU	0	2		
													79	H	Yale	1	2		
													88	A	UNCW	0	2		

Non-Div. I Games:

Northeastern

Average RPI Win: 234		WON-LOST RECORD	WINNING PCT. RANK		LAST 10 GAMES	STRENGTH OF SCHEDULE	OPP. STRENGTH OF SCHEDULE	TEAM RPI	ADJ RPI	CONF. RPI	ADJ CONF. RPI					
Average RPI Loss: 124																
DIV. I ONLY		6-3-1	.65	88	6-3-1	195	157	124	.52736	125	23	23				
DIV. I NON-CONF.		4-3-1	.5625	136	4-3-1	235	149	176	.49075	176	26	26				
<hr/>																
TOTALS		RPI 1-25		RPI 26-50		W-L RECORDS		RPI 51-100		RPI 101-150		RPI 150+				
6-3-1		0-0-0		0-0-1		OVERALL		0-1-0		1-1-0		5-1-0				
4-1-1		0-0-0		0-0-1		HOME		0-0-0		0-0-0		4-1-0				
2-2-0		0-0-0		0-0-0		AWAY		0-1-0		1-1-0		1-0-0				
0-0-0		0-0-0		0-0-0		NEUTRAL		0-0-0		0-0-0		0-0-0				
4-3-1		0-0-0		0-0-1		NON-CONFERENCE		0-1-0		0-1-0		4-1-0				
3-1-1		0-0-0		0-0-1		HOME		0-0-0		0-0-0		3-1-0				
1-2-0		0-0-0		0-0-		AWAY		0-1-0		0-1-0		1-0-0				
0-0-0		0-0-0		0-0-0		NEUTRAL		0-0-0		0-0-0		0-0-0				
2-0-0		0-0-0		0-0-0		CONFERENCE		0-0-0		1-0-0		1-0-0				
1-0-0		0-0-0		0-0-0		HOME		0-0-0		0-0-0		1-0-0				
1-0-0		0-0-0		0-0-0		AWAY		0-0-0		1-0-0		0-0-0				
0-0-0		0-0-0		0-0-0		NEUTRAL		0-0-0		0-0-0		0-0-0				
RPI	S	Opponent	Score	RPI	S	Opponent	Score	RPI	S	Opponent	Score					
				44	H	Central Mich.	0 0	74	A	Indiana	0 1	120	A	Northern Ky.	1 0	
												137	A	Western Ill.	1 2	
												160	H	Utah St.	0 1	
												225	H	Wright St.	2 0	
												231	H	South Dakota	1 0	
												245	A	Toledo	1 0	
												270	H	Sam Houston St.	1 0	
												315	H	Valparaiso	3 0	
<hr/>																
LAST 10 GAMES																
				120	A	Northern Ky.	1 0	315	H	Valparaiso	3 0					
				231	H	South Dakota	1 0	225	H	Wright St.	2 0					
				245	A	Toledo	1 0	160	H	Utah St.	0 1					
				74	A	Indiana	0 1	270	H	Sam Houston St.	1 0					
				44	H	Central Mich.	0 0	137	A	Western Ill.	1 2					

Non-Div. I Games:

UIC

Average RPI Win: 223		WON-LOST RECORD	WINNING PCT. RANK	LAST 10 GAMES	STRENGTH OF SCHEDULE	OPP. STRENGTH OF SCHEDULE	TEAM RPI	ADJ RPI	CONF. RPI	ADJ CONF. RPI	
Average RPI Loss: 41											
DIV. I ONLY		4-2-5	.59091 125	4-2-4	218	29	128	.5253 126	17	17	
DIV. I NON-CONF.		3-2-4	.55556 145	3-2-3	211	14	132	.51996 130	18	18	
<hr/>											
TOTALS		RPI 1-25	RPI 26-50		W-L RECORDS		RPI 51-100		RPI 101-150		RPI 150+
4-2-5		0-1-0	0-0-0		OVERALL		1-1-3		0-0-1		3-0-1
4-1-3		0-0-0	0-0-0		HOME		1-1-1		0-0-1		3-0-1
0-1-2		0-1-0	0-0-0		AWAY		0-0-2		0-0-0		0-0-0
0-0-0		0-0-0	0-0-0		NEUTRAL		0-0-0		0-0-0		0-0-0
<hr/>											
3-2-4		0-1-0	0-0-0		NON-CONFERENCE		1-1-2		0-0-1		2-0-1
3-1-2		0-0-0	0-0-0		HOME		1-1-0		0-0-1		2-0-1
0-1-2		0-1-0	0-0-		AWAY		0-0-2		0-0-0		0-0-0
0-0-0		0-0-0	0-0-0		NEUTRAL		0-0-0		0-0-0		0-0-0
<hr/>											
1-0-1		0-0-0	0-0-0		CONFERENCE		0-0-1		0-0-0		1-0-0
1-0-1		0-0-0	0-0-0		HOME		0-0-1		0-0-0		1-0-0
0-0-0		0-0-0	0-0-0		AWAY		0-0-0		0-0-0		0-0-0
0-0-0		0-0-0	0-0-0		NEUTRAL		0-0-0		0-0-0		0-0-0
<hr/>											
RPI	S	Opponent	Score	RPI	S	Opponent	Score	RPI	S	Opponent	Score
1	A	Florida St.	0 6					66	A	Auburn	3 3
								71	A	DePaul	0 0
								72	H	Furman	1 1
								81	H	Murray St.	0 2
								84	H	Western Ky.	3 2
			</								

Non-Div. I Games:

Samford

Average RPI Win: 211		WON-LOST	WINNING	LAST 10	STRENGTH OF	OPP. STRENGTH	TEAM	ADJ	CONF.	ADJ CONF.						
Average RPI Loss: 54		RECORD	PCT. RANK	GAMES	SCHEDULE	OF SCHEDULE	RPI	RPI	RPI	RPI						
DIV. I ONLY		3-5-1	.38889	229	3-5-1	53	171	126	.52511	127	16	16				
DIV. I NON-CONF.		2-5-0	.28571	263	2-5-0	45	121	141	.51196	140	15	15				
<hr/>																
TOTALS		RPI 1-25	RPI 26-50		W-L RECORDS		RPI 51-100		RPI 101-150		RPI 150+					
3-5-1		0-2-0	0-1-0		OVERALL		0-1-0		0-1-0		3-0-1					
2-3-1		0-2-0	0-0-0		HOME		0-1-0		0-0-0		2-0-1					
1-2-0		0-0-0	0-1-0		AWAY		0-0-0		0-1-0		1-0-0					
0-0-0		0-0-0	0-0-0		NEUTRAL		0-0-0		0-0-0		0-0-0					
2-5-0		0-2-0	0-1-0		NON-CONFERENCE		0-1-0		0-1-0		2-0-0					
1-3-0		0-2-0	0-0-0		HOME		0-1-0		0-0-0		1-0-0					
1-2-0		0-0-0	0-0-		AWAY		0-0-0		0-1-0		1-0-0					
0-0-0		0-0-0	0-0-0		NEUTRAL		0-0-0		0-0-0		0-0-0					
1-0-1		0-0-0	0-0-0		CONFERENCE		0-0-0		0-0-0		1-0-1					
1-0-1		0-0-0	0-0-0		HOME		0-0-0		0-0-0		1-0-1					
0-0-0		0-0-0	0-0-0		AWAY		0-0-0		0-0-0		0-0-0					
0-0-0		0-0-0	0-0-0		NEUTRAL		0-0-0		0-0-0		0-0-0					
RPI	S	Opponent	Score		RPI	S	Opponent	Score		RPI	S	Opponent	Score			
13	H	Kansas	0	2	35	A	Iowa	0	2	97	H	Loyola Chicago	1	4		
23	H	Notre Dame	1	2												
												103	A	Colorado Col.	1	3
												155	A	Cincinnati	1	0
												184	H	Kent St.	3	3
												187	H	Ohio	1	0
												292	H	Oakland	3	1
<hr/>																
LAST 10 GAMES																
					187	H	Ohio	1	0	184	H	Kent St.	3	3		
					155	A	Cincinnati	1	0	97	H	Loyola Chicago	1	4		
					23	H	Notre Dame	1	2	13	H	Kansas	0	2		
					35	A	Iowa	0	2	292	H	Oakland	3	1		
										103	A	Colorado Col.	1	3		

Non-Div. I Games:

Western Mich.

Liberty

Liberty

Average RPI Win:	214	WON-LOST	WINNING	LAST 10	STRENGTH OF	OPP. STRENGTH	TEAM	ADJ	CONF.	ADJ CONF.		
Average RPI Loss:	111	RECORD	PCT. RANK	GAMES	SCHEDULE	OF SCHEDULE	RPI	RPI	RPI	RPI		
DIV. I ONLY	8-2-2	.75	39	7-2-1	273	112	129	.52488	129	19	19	
DIV. I NON-CONF.	5-2-1	.6875	73	4-2-0	297	67	160	.50128	154	20	20	
<hr/>												
TOTALS	RPI 1-25	RPI 26-50		W-L RECORDS		RPI 51-100		RPI 101-150		RPI 150+		
8-2-2	0-0-0	1-1-0		OVERALL		0-0-0		1-0-0		6-1-2		
4-0-0	0-0-0	0-0-0		HOME		0-0-0		1-0-0		3-0-0		
3-2-1	0-0-0	1-1-0		AWAY		0-0-0		0-0-0		2-1-1		
1-0-1	0-0-0	0-0-0		NEUTRAL		0-0-0		0-0-0		1-0-1		
5-2-1	0-0-0	1-1-0		NON-CONFERENCE		0-0-0		0-0-0		4-1-1		
2-0-0	0-0-0	0-0-0		HOME		0-0-0		0-0-0		2-0-0		
2-2-0	0-0-0	1-0-		AWAY		0-0-0		0-0-0		1-1-0		
1-0-1	0-0-0	0-0-0		NEUTRAL		0-0-0		0-0-0		1-0-1		
3-0-1	0-0-0	0-0-0		CONFERENCE		0-0-0		1-0-0		2-0-1		
2-0-0	0-0-0	0-0-0		HOME		0-0-0		1-0-0		1-0-0		
1-0-1	0-0-0	0-0-0		AWAY		0-0-0		0-0-0		1-0-1		
0-0-0	0-0-0	0-0-0		NEUTRAL		0-0-0		0-0-0		0-0-0		
RPI	S	Opponent	Score	RPI	S	Opponent	Score	RPI	S	Opponent	Score	
				43	A	Ole Miss	2 1			133	H Georgia St.	3 0
				46	A	Mississippi St.	0 1			159	H UAB	3 1
										175	A Southern Miss.	0 1
										190	N Tennessee Tech	2 2
										223	A Texas St.	1 0
										260	A Louisiana	0 0
										266	H La.-Monroe	3 0
										273	A Southeastern La.	3 0
										295	H Stetson	5 1
										322	N Jackson St.	9 0
				LAST 10 GAMES								
				133	H	Georgia St.	3 0	260	A	Louisiana	0 0	
				266	H	La.-Monroe	3 0	223	A	Texas St.	1 0	
				175	A	Southern Miss.	0 1	43	A	Ole Miss	2 1	
				295	H	Stetson	5 1	46	A	Mississippi St.	0 1	
				159	H	UAB	3 1	273	A	Southeastern La.	3 0	

Non-Div. I Games:

South Alabama

D
e
l
a
w
a
r
e

Delaware

Average RPI Win: 277		WON-LOST	WINNING	LAST 10	STRENGTH OF		OPP. STRENGTH	TEAM	ADJ	CONF.	ADJ CONF.			
Average RPI Loss: 86		RECORD	PCT. RANK	GAMES	SCHEDULE		OF SCHEDULE	RPI	RPI	RPI	RPI			
DIV. I ONLY		4-3-2	.55556	138	4-3-2		121	249	131	.52067	131			
DIV. I NON-CONF.		3-3-2	.5	157	3-3-2		145	224	154	.50126	155			
TOTALS		RPI 1-25	RPI 26-50		W-L RECORDS		RPI 51-100		RPI 101-150		RPI 150+			
4-3-2	0-1-0	0-0-0		OVERALL		0-1-0		0-0-1		4-1-1				
3-0-1	0-0-0	0-0-0		HOME		0-0-0		0-0-0		3-0-1				
1-3-1	0-1-0	0-0-0		AWAY		0-1-0		0-0-1		1-1-0				
0-0-0	0-0-0	0-0-0		NEUTRAL		0-0-0		0-0-0		0-0-0				
3-3-2	0-1-0	0-0-0		NON-CONFERENCE		0-1-0		0-0-1		3-1-1				
2-0-1	0-0-0	0-0-0		HOME		0-0-0		0-0-0		2-0-1				
1-3-1	0-1-0	0-0-		AWAY		0-1-0		0-0-1		1-1-0				
0-0-0	0-0-0	0-0-0		NEUTRAL		0-0-0		0-0-0		0-0-0				
1-0-0	0-0-0	0-0-0		CONFERENCE		0-0-0		0-0-0		1-0-0				
1-0-0	0-0-0	0-0-0		HOME		0-0-0		0-0-0		1-0-0				
0-0-0	0-0-0	0-0-0		AWAY		0-0-0		0-0-0		0-0-0				
0-0-0	0-0-0	0-0-0		NEUTRAL		0-0-0		0-0-0		0-0-0				
RPI	S	Opponent	Score		RPI	S	Opponent	Score		RPI	S	Opponent	Score	
11	A	Brown	0 5							79	A	Yale	1 5	
										107	A	Penn	1 1	
										168	A	UConn	0 3	
										198	H	Bryant	3 3	
										241	H	Colgate	1 0	
										244	H	Niagara	5 1	
										302	A	Wagner	4 0	
										319	H	LIU Brooklyn	4 0	
LAST 10 GAMES														
					244	H	Niagara	5 1		198	H	Bryant	3 3	
					11	A	Brown	0 5		319	H	LIU Brooklyn	4 0	
					168	A	UConn	0 3		107	A	Penn	1 1	
					241	H	Colgate	1 0		79	A	Yale	1 5	
										302	A	Wagner	4 0	

Non-Div. I Games:

Fairfield

Average RPI Win: 230		WON-LOST	WINNING		LAST 10	STRENGTH OF		OPP. STRENGTH	TEAM	ADJ	CONF.	ADJ CONF.		
Average RPI Loss: 103		RECORD	PCT. RANK		GAMES	SCHEDULE		OF SCHEDULE	RPI	RPI	RPI	RPI		
DIV. I ONLY		7-3-0	.7	66	7-3-0	247		132	132	.5206	132	19	19	
DIV. I NON-CONF.		4-3-0	.57143	128	4-3-0	263		71	181	.4859	181	20	20	
TOTALS		RPI 1-25	RPI 26-50		W-L RECORDS		RPI 51-100		RPI 101-150		RPI 150+			
7-3-0	0-1-0	0-0-0		OVERALL		0-1-0		1-0-0		6-1-0				
5-0-0	0-0-0	0-0-0		HOME		0-0-0		0-0-0		5-0-0				
2-3-0	0-1-0	0-0-0		AWAY		0-1-0		1-0-0		1-1-0				
0-0-0	0-0-0	0-0-0		NEUTRAL		0-0-0		0-0-0		0-0-0				
4-3-0	0-1-0	0-0-0		NON-CONFERENCE		0-1-0		1-0-0		3-1-0				
3-0-0	0-0-0	0-0-0		HOME		0-0-0		0-0-0		3-0-0				
1-3-0	0-1-0	0-0-		AWAY		0-1-0		1-0-0		0-1-0				
0-0-0	0-0-0	0-0-0		NEUTRAL		0-0-0		0-0-0		0-0-0				
3-0-0	0-0-0	0-0-0		CONFERENCE		0-0-0		0-0-0		3-0-0				
2-0-0	0-0-0	0-0-0		HOME		0-0-0		0-0-0		2-0-0				
1-0-0	0-0-0	0-0-0		AWAY		0-0-0		0-0-0		1-0-0				
0-0-0	0-0-0	0-0-0		NEUTRAL		0-0-0		0-0-0		0-0-0				
RPI	S	Opponent	Score		RPI	S	Opponent	Score		RPI	S	Opponent	Score	
22	A	Texas Tech	0 1							139	A	Kansas St.	2 1	
										164	H	Southeast Mo. St.	1 0	
										205	A	UT Martin	1 3	
										223	H	Texas St.	1 0	
										233	H	Central Ark.	3 1	
										260	H	Louisiana	1 0	
										266	A	La.-Monroe	3 1	
										322	H	Jackson St.	6 1	
					LAST 10 GAMES									
					223	H	Texas St.	1 0		164	H	Southeast Mo. St.	1 0	
					260	H	Louisiana	1 0		81	A	Murray St.	1 3	
					266	A	La.-Monroe	3 1		22	A	Texas Tech	0 1	
					139	A	Kansas St.	2 1		322	H	Jackson St.	6 1	
					205	A	UT Martin	1 3		233	H	Central Ark.	3 1	

Non-Div. I Games:

Arkansas St.

Average RPI Win:	198	WON-LOST RECORD	WINNING PCT. RANK	LAST 10 GAMES	STRENGTH OF SCHEDULE	OPP. STRENGTH OF SCHEDULE	TEAM RPI	ADJ RPI	CONF. RPI	ADJ CONF. RPI		
DIV. I ONLY		4-6-1	.40909	208	4-5-1	57	246	134	.5192	133	19	19
DIV. I NON-CONF.		3-4-1	.4375	191	3-3-1	60	195	120	.52947	120	20	20
<hr/>												
TOTALS	RPI 1-25	RPI 26-50		W-L RECORDS		RPI 51-100		RPI 101-150		RPI 150+		
4-6-1	0-0-0	0-0-0		OVERALL		0-2-0		1-3-0		3-1-1		
3-2-0	0-0-0	0-0-0		HOME		0-1-0		1-1-0		2-0-0		
1-4-1	0-0-0	0-0-0		AWAY		0-1-0		0-2-0		1-1-1		
0-0-0	0-0-0	0-0-0		NEUTRAL		0-0-0		0-0-0		0-0-0		
<hr/>												
3-4-1	0-0-0	0-0-0		NON-CONFERENCE		0-2-0		1-2-0		2-0-1		
2-2-0	0-0-0	0-0-0		HOME		0-1-0		1-1-0		1-0-0		
1-2-1	0-0-0	0-0-		AWAY		0-1-0		0-1-0		1-0-1		
0-0-0	0-0-0	0-0-0		NEUTRAL		0-0-0		0-0-0		0-0-0		
<hr/>												
1-2-0	0-0-0	0-0-0		CONFERENCE		0-0-0		0-1-0		1-1-0		
1-0-0	0-0-0	0-0-0		HOME		0-0-0		0-0-0		1-0-0		
0-2-0	0-0-0	0-0-0		AWAY		0-0-0		0-1-0		0-1-0		
0-0-0	0-0-0	0-0-0		NEUTRAL		0-0-0		0-0-0		0-0-0		
<hr/>												
RPI	S	Opponent	Score	RPI	S	Opponent	Score	RPI	S	Opponent	Score	
				56 H Georgia 0 2				116 H Kennesaw St. 1 4				
				68 A Vanderbilt 0 7				129 A South Alabama 0 3				
								144 A Mercer 0 2				
								147 H Chattanooga 2 1				
								152 A Davidson 2 1				
								159 A UAB 0 0				
								215 A Troy 0 3				
								237 H Little Rock 1 0				
								254 H Alabama A&M 5 0				
LAST 10 GAMES												
129 A South Alabama 0 3				56 H Georgia 0 2								
215 A Troy 0 3				144 A Mercer 0 2								
237 H Little Rock 1 0				159 A UAB 0 0								
152 A Davidson 2 1				147 H Chattanooga 2 1								
116 H Kennesaw St. 1 4				254 H Alabama A&M 5 0								

Non-Div. I Games:

Georgia St.

Average RPI Win:	238	WON-LOST RECORD	WINNING PCT. RANK	LAST 10 GAMES	STRENGTH OF SCHEDULE	OPP. STRENGTH OF SCHEDULE	TEAM RPI	ADJ RPI	CONF. RPI	ADJ CONF. RPI		
DIV. I ONLY		10-1-0	.90909	2	9-1-0	331	65	135	.5186	134	12	12
DIV. I NON-CONF.		8-1-0	.88889	14	7-1-0	331	69	139	.51339	139	13	12
<hr/>												
TOTALS	RPI 1-25	RPI 26-50		W-L RECORDS		RPI 51-100		RPI 101-150		RPI 150+		
10-1-0	0-0-0	0-1-0		OVERALL		0-0-0		1-0-0		9-0-0		
6-1-0	0-0-0	0-1-0		HOME		0-0-0		1-0-0		5-0-0		
4-0-0	0-0-0	0-0-0		AWAY		0-0-0		0-0-0		4-0-0		
0-0-0	0-0-0	0-0-0		NEUTRAL		0-0-0		0-0-0		0-0-0		
<hr/>												
8-1-0	0-0-0	0-1-0		NON-CONFERENCE		0-0-0		0-0-0		8-0-0		
5-1-0	0-0-0	0-1-0		HOME		0-0-0		0-0-0		5-0-0		
3-0-0	0-0-0	0-0-		AWAY		0-0-0		0-0-0		3-0-0		
0-0-0	0-0-0	0-0-0		NEUTRAL		0-0-0		0-0-0		0-0-0		
<hr/>												
2-0-0	0-0-0	0-0-0		CONFERENCE		0-0-0		1-0-0		1-0-0		
1-0-0	0-0-0	0-0-0		HOME		0-0-0		1-0-0		0-0-0		
1-0-0	0-0-0	0-0-0		AWAY		0-0-0		0-0-0		1-0-0		
0-0-0	0-0-0	0-0-0		NEUTRAL		0-0-0		0-0-0		0-0-0		
<hr/>												
RPI	S	Opponent	Score	RPI	S	Opponent	Score	RPI	S	Opponent	Score	
				45	H	Utah	0 1					
				110	H	UNLV	2 0					
				183	H	Weber St.	3 0					
				191	H	Eastern Wash.	5 2					
				246	H	North Dakota	3 1					
				251	A	Idaho	1 0					
				264	H	New Mexico St.	4 0					
				274	A	Southern Utah	4 0					
				278	A	Nevada	2 1					
				280	H	Portland St.	2 0					
300	A	Idaho St.	1 0									
<hr/>												
				LAST 10 GAMES								
				110	H	UNLV	2 0	246	H	North Dakota	3 1	
				278	A	Nevada	2 1	280	H	Portland St.	2 0	
				274	A	Southern Utah	4 0	183	H	Weber St.	3 0	
				264	H	New Mexico St.	4 0	45	H	Utah	0 1	
				191	H	Eastern Wash.	5 2	300	A	Idaho St.	1 0	

Non-Div. I Games:

Boise St.

Average RPI Win: 249		WON-LOST	WINNING	LAST 10	STRENGTH OF	OPP. STRENGTH	TEAM	ADJ	CONF.	ADJ CONF.					
Average RPI Loss: 17		RECORD	PCT. RANK	GAMES	SCHEDULE	OF SCHEDULE	RPI	RPI	RPI	RPI					
DIV. I ONLY		3-4-2	.44444	201	3-4-2	116	72	136	.51786	135	1	1			
DIV. I NON-CONF.		3-2-1	.58333	125	3-2-1	195	90	128	.52182	128	1	1			
<hr/>															
TOTALS		RPI 1-25	RPI 26-50		W-L RECORDS		RPI 51-100		RPI 101-150		RPI 150+				
3-4-2		0-3-0	0-1-0		OVERALL		0-0-0		0-0-0		3-0-2				
1-1-2		0-1-0	0-0-0		HOME		0-0-0		0-0-0		1-0-2				
1-3-0		0-2-0	0-1-0		AWAY		0-0-0		0-0-0		1-0-0				
1-0-0		0-0-0	0-0-0		NEUTRAL		0-0-0		0-0-0		1-0-0				
3-2-1		0-2-0	0-0-0		NON-CONFERENCE		0-0-0		0-0-0		3-0-1				
1-1-1		0-1-0	0-0-0		HOME		0-0-0		0-0-0		1-0-1				
1-1-0		0-1-0	0-0-		AWAY		0-0-0		0-0-0		1-0-0				
1-0-0		0-0-0	0-0-0		NEUTRAL		0-0-0		0-0-0		1-0-0				
0-2-1		0-1-0	0-1-0		CONFERENCE		0-0-0		0-0-0		0-0-1				
0-0-1		0-0-0	0-0-0		HOME		0-0-0		0-0-0		0-0-1				
0-2-0		0-1-0	0-1-0		AWAY		0-0-0		0-0-0		0-0-0				
0-0-0		0-0-0	0-0-0		NEUTRAL		0-0-0		0-0-0		0-0-0				
RPI	S	Opponent	Score	RPI	S	Opponent	Score	RPI	S	Opponent	Score	RPI	S	Opponent	Score
5	A	Virginia Tech	0 2	29	A	Boston College	0 4					192	H	San Diego St.	1 1
15	A	Florida	0 3									197	H	Pittsburgh	3 3
19	H	Fla. Atlantic	1 2									204	A	UTRGV	4 0
												248	N	Fairleigh Dickinson	4 1
												295	H	Stetson	4 0
				LAST 10 GAMES											
				197	H	Pittsburgh	3 3	15	A	Florida	0 3				
				29	A	Boston College	0 4	295	H	Stetson	4 0				
				5	A	Virginia Tech	0 2	192	H	San Diego St.	1 1				
				204	A	UTRGV	4 0	19	H	Fla. Atlantic	1 2				
								248	N	Fairleigh Dickinson	4 1				

Non-Div. I Games:

Miami (FL)

Average RPI Win: 181		WON-LOST	WINNING	LAST 10	STRENGTH OF		OPP. STRENGTH	TEAM	ADJ	CONF.	ADJ CONF.
Average RPI Loss: 207		RECORD	PCT. RANK	GAMES	SCHEDULE		OF SCHEDULE	RPI	RPI	RPI	RPI
DIV. I ONLY		6-2-1	.72222	58	6-2-1		256	139	133	.51777	136
DIV. I NON-CONF.		5-1-1	.78571	43	5-1-1		279	170	129	.51951	131
TOTALS		RPI 1-25	RPI 26-50		W-L RECORDS		RPI 51-100		RPI 101-150		RPI 150+
6-2-1	0-0-0	0-0-0		OVERALL		1-0-0		1-1-0		4-1-1	
4-2-0	0-0-0	0-0-0		HOME		0-0-0		0-1-0		4-1-0	
2-0-1	0-0-0	0-0-0		AWAY		1-0-0		1-0-0		0-0-1	
0-0-0	0-0-0	0-0-0		NEUTRAL		0-0-0		0-0-0		0-0-0	
5-1-1	0-0-0	0-0-0		NON-CONFERENCE		1-0-0		0-0-0		4-1-1	
4-1-0	0-0-0	0-0-0		HOME		0-0-0		0-0-0		4-1-0	
1-0-1	0-0-0	0-0-		AWAY		1-0-0		0-0-0		0-0-1	
0-0-0	0-0-0	0-0-0		NEUTRAL		0-0-0		0-0-0		0-0-0	
1-1-0	0-0-0	0-0-0		CONFERENCE		0-0-0		1-1-0		0-0-0	
0-1-0	0-0-0	0-0-0		HOME		0-0-0		0-1-0		0-0-0	
1-0-0	0-0-0	0-0-0		AWAY		0-0-0		1-0-0		0-0-0	
0-0-0	0-0-0	0-0-0		NEUTRAL		0-0-0		0-0-0		0-0-0	
RPI S	Opponent	Score	RPI S	Opponent	Score	RPI S	Opponent	Score	RPI S	Opponent	Score
						100 A	North Florida	3 2	121 H	San Jose St.	1 2
									149 A	Fresno St.	1 0
									173 H	Seattle U	3 2
									194 H	A&M-Corpus Christi	3 0
									218 H	Army West Point	3 0
									252 H	Siena	2 0
									291 A	Jacksonville	0 0
									293 H	Saint Francis (PA)	2 3
LAST 10 GAMES											
						121 H	San Jose St.	1 2	291 A	Jacksonville	0 0
						149 A	Fresno St.	1 0	218 H	Army West Point	3 0
						173 H	Seattle U	3 2	293 H	Saint Francis (PA)	2 3
						100 A	North Florida	3 2	194 H	A&M-Corpus Christi	3 0
									252 H	Siena	2 0

Non-Div. I Games:

Air Force

Average RPI Win: 152		WON-LOST RECORD		WINNING PCT. RANK		LAST 10 GAMES		STRENGTH OF SCHEDULE		OPP. STRENGTH OF SCHEDULE		TEAM RPI		ADJ RPI		CONF. RPI		ADJ CONF. RPI	
DIV. I ONLY		3-5-1		.38889 229		3-5-1		66		204		137		.5153 137		20		20	
DIV. I NON-CONF.		3-5-1		.38889 211		3-5-1		58		215		136		.5153 137		19		19	
TOTALS		RPI 1-25		RPI 26-50		W-L RECORDS		RPI 51-100		RPI 101-150		RPI 150+							
3-5-1		0-0-0		0-0-0		OVERALL		0-3-0		2-0-0		1-2-1							
3-2-0		0-0-0		0-0-0		HOME		0-0-0		2-0-0		1-2-0							
0-3-1		0-0-0		0-0-0		AWAY		0-3-0		0-0-0		0-0-1							
0-0-0		0-0-0		0-0-0		NEUTRAL		0-0-0		0-0-0		0-0-0							
3-5-1		0-0-0		0-0-0		NON-CONFERENCE		0-3-0		2-0-0		1-2-1							
3-2-0		0-0-0		0-0-0		HOME		0-0-0		2-0-0		1-2-0							
0-3-1		0-0-0		0-0-		AWAY		0-3-0		0-0-0		0-0-1							
0-0-0		0-0-0		0-0-0		NEUTRAL		0-0-0		0-0-0		0-0-0							
0-0-0		0-0-0		0-0-0		CONFERENCE		0-0-0		0-0-0		0-0-0							
0-0-0		0-0-0		0-0-0		HOME		0-0-0		0-0-0		0-0-0							
0-0-0		0-0-0		0-0-0		AWAY		0-0-0		0-0-0		0-0-0							
0-0-0		0-0-0		0-0-0		NEUTRAL		0-0-0		0-0-0		0-0-0							
RPI	S	Opponent		Score	RPI	S	Opponent		Score	RPI	S	Opponent		Score					
							77	A	UMKC	1	3	108	H	Missouri St.	2	1			
							85	A	Illinois St.	0	1	125	H	UIC	2	1			
							96	A	Milwaukee	0	3	160	H	Drake	0	1			
												185	A	IUPUI	0	0			
												217	H	Northern Ill.	0	1			
												224	H	UNI	3	2			
LAST 10 GAMES																			
							224	H	UNI	3	2	125	H	UIC	2	1			
							160	H	Drake	0	1	77	A	UMKC	1	3			
							85	A	Illinois St.	0	1	185	A	IUPUI	0	0			
							96	A	Milwaukee	0	3	108	H	Missouri St.	2	1			
							217	H	Northern Ill.	0	1								

Non-Div. I Games:

Western Ill.

Average RPI Win: 122		WON-LOST	WINNING	LAST 10	STRENGTH OF		OPP. STRENGTH	TEAM	ADJ	CONF.	ADJ CONF.
Average RPI Loss: 114		RECORD	PCT. RANK	GAMES	SCHEDULE		OF SCHEDULE	RPI	RPI	RPI	RPI
DIV. I ONLY		3-7-0	.3	265	3-7-0		37	161	142	.51487	138
DIV. I NON-CONF.		3-6-0	.33333	246	3-6-0		47	188	138	.51567	135
TOTALS		RPI 1-25	RPI 26-50		W-L RECORDS		RPI 51-100		RPI 101-150		RPI 150+
3-7-0		0-1-0	1-1-0		OVERALL		0-2-0		1-0-0		1-3-0
2-2-0		0-0-0	1-0-0		HOME		0-0-0		0-0-0		1-2-0
1-5-0		0-1-0	0-1-0		AWAY		0-2-0		1-0-0		0-1-0
0-0-0		0-0-0	0-0-0		NEUTRAL		0-0-0		0-0-0		0-0-0
3-6-0		0-1-0	1-0-0		NON-CONFERENCE		0-2-0		1-0-0		1-3-0
2-2-0		0-0-0	1-0-0		HOME		0-0-0		0-0-0		1-2-0
1-4-0		0-1-0	0-0-		AWAY		0-2-0		1-0-0		0-1-0
0-0-0		0-0-0	0-0-0		NEUTRAL		0-0-0		0-0-0		0-0-0
0-1-0		0-0-0	0-1-0		CONFERENCE		0-0-0		0-0-0		0-0-0
0-0-0		0-0-0	0-0-0		HOME		0-0-0		0-0-0		0-0-0
0-1-0		0-0-0	0-1-0		AWAY		0-0-0		0-0-0		0-0-0
0-0-0		0-0-0	0-0-0		NEUTRAL		0-0-0		0-0-0		0-0-0
RPI S	Opponent	Score		RPI S	Opponent	Score		RPI S	Opponent	Score	
10 A	Wisconsin	0	1	37 H	Michigan	1	0	83 A	Ball St.	0	1
				40 A	Georgetown	0	3	96 A	Milwaukee	0	1
				LAST 10 GAMES							
				189 H	Colorado St.	2	1	40 A	Georgetown	0	3
				217 H	Northern Ill.	1	2	37 H	Michigan	1	0
				96 A	Milwaukee	0	1	10 A	Wisconsin	0	1
				160 H	Utah St.	1	5	83 A	Ball St.	0	1
				141 A	Minnesota	1	0	189 A	Colorado St.	0	2

Non-Div. I Games:

Marquette

Average RPI Win: 181		WON-LOST	WINNING	LAST 10	STRENGTH OF		OPP. STRENGTH	TEAM	ADJ	CONF.	ADJ CONF.
Average RPI Loss: 72		RECORD	PCT. RANK	GAMES	SCHEDULE		OF SCHEDULE	RPI	RPI	RPI	RPI
DIV. I ONLY		2-7-2	.27273	281	2-6-2		23	195	138	.51466	139
DIV. I NON-CONF.		2-5-2	.33333	246	2-4-2		10	252	119	.53163	119
TOTALS		RPI 1-25	RPI 26-50		W-L RECORDS		RPI 51-100		RPI 101-150		RPI 150+
2-7-2		0-1-0	0-1-0		OVERALL		0-3-0		0-2-0		2-0-2
2-5-0		0-1-0	0-0-0		HOME		0-3-0		0-1-0		2-0-0
0-2-2		0-0-0	0-1-0		AWAY		0-0-0		0-1-0		0-0-2
0-0-0		0-0-0	0-0-0		NEUTRAL		0-0-0		0-0-0		0-0-0
2-5-2		0-1-0	0-1-0		NON-CONFERENCE		0-1-0		0-2-0		2-0-2
2-3-0		0-1-0	0-0-0		HOME		0-1-0		0-1-0		2-0-0
0-2-2		0-0-0	0-0-		AWAY		0-0-0		0-1-0		0-0-2
0-0-0		0-0-0	0-0-0		NEUTRAL		0-0-0		0-0-0		0-0-0
0-2-0		0-0-0	0-0-0		CONFERENCE		0-2-0		0-0-0		0-0-0
0-2-0		0-0-0	0-0-0		HOME		0-2-0		0-0-0		0-0-0
0-0-0		0-0-0	0-0-0		AWAY		0-0-0		0-0-0		0-0-0
0-0-0		0-0-0	0-0-0		NEUTRAL		0-0-0		0-0-0		0-0-0
RPI S	Opponent	Score		RPI S	Opponent	Score		RPI S	Opponent	Score	
8 H	BYU	0 5		42 A	Creighton	2 3		54 H	Baylor	0 1	
								64 H	Texas	0 1	
								93 H	Gonzaga	2 3	

Average RPI Win:		258	WON-LOST RECORD		WINNING PCT. RANK		LAST 10 GAMES		STRENGTH OF SCHEDULE		OPP. STRENGTH OF SCHEDULE		TEAM RPI		ADJ RPI		CONF. RPI		ADJ CONF. RPI								
Average RPI Loss:		86																									
DIV. I ONLY			2-6-1		.27778 277		2-6-1		20		240		139		.51368 140		14		14								
DIV. I NON-CONF.			2-6-1		.27778 270		2-6-1		15		244		137		.51368 138		14		14								
TOTALS		RPI 1-25		RPI 26-50		W-L RECORDS		RPI 51-100		RPI 101-150		RPI 150+															
2-6-1		0-2-0		0-1-0		OVERALL		0-1-0		0-0-0		2-2-1															
1-4-1		0-2-0		0-1-0		HOME		0-1-0		0-0-0		1-0-1															
1-2-0		0-0-0		0-0-0		AWAY		0-0-0		0-0-0		1-2-0															
0-0-0		0-0-0		0-0-0		NEUTRAL		0-0-0		0-0-0		0-0-0															
2-6-1		0-2-0		0-1-0		NON-CONFERENCE		0-1-0		0-0-0		2-2-1															
1-4-1		0-2-0		0-1-0		HOME		0-1-0		0-0-0		1-0-1															
1-2-0		0-0-0		0-0-		AWAY		0-0-0		0-0-0		1-2-0															
0-0-0		0-0-0		0-0-0		NEUTRAL		0-0-0		0-0-0		0-0-0															
0-0-0		0-0-0		0-0-0		CONFERENCE		0-0-0		0-0-0		0-0-0															
0-0-0		0-0-0		0-0-0		HOME		0-0-0		0-0-0		0-0-0															
0-0-0		0-0-0		0-0-0		AWAY		0-0-0		0-0-0		0-0-0															
0-0-0		0-0-0		0-0-0		NEUTRAL		0-0-0		0-0-0		0-0-0															
RPI	S	Opponent		Score		RPI	S	Opponent		Score		RPI	S	Opponent		Score											
7	H	Southern California		0	3	27	H	Washington St.		0	1	52	H	San Francisco		2	3	163	A	South Dakota St.		0	1				
21	H	UCLA		0	4													174	H	Sacramento St.		0	0				
																		238	A	North Dakota St.		1	0				
																		246	A	North Dakota		1	2				
																		278	H	Nevada		1	0				
						LAST 10 GAMES																					
						27 H Washington St.						0	1	21 H UCLA						0	4						
						163 A South Dakota St.						0	1	278 H Nevada						1	0						
						246 A North Dakota						1	2	52 H San Francisco						2	3						
						238 A North Dakota St.						1	0	7 H Southern California						0	3						
						174 H Sacramento St.						0	0														

Non-Div. I Games:

Hawaii

Average RPI Win:	79	WON-LOST RECORD	WINNING PCT. RANK	LAST 10 GAMES	STRENGTH OF SCHEDULE	OPP. STRENGTH OF SCHEDULE	TEAM RPI	ADJ RPI	CONF. RPI	ADJ CONF. RPI	
DIV. I ONLY		2-8-2	.25 288	2-7-1	43	53	145	.51359	141	5 5	
DIV. I NON-CONF.		1-5-2	.25 278	1-4-1	22	77	127	.52593	125	5 5	
<hr/>											
TOTALS	RPI 1-25	RPI 26-50		W-L RECORDS	RPI 51-100		RPI 101-150		RPI 150+		
2-8-2	0-1-1	1-2-0		OVERALL	0-2-0		1-2-1		0-1-0		
2-3-0	0-0-0	1-0-0		HOME	0-1-0		1-1-0		0-1-0		
0-5-1	0-1-0	0-2-0		AWAY	0-1-0		0-1-1		0-0-0		
0-0-1	0-0-1	0-0-0		NEUTRAL	0-0-0		0-0-0		0-0-0		
1-5-2	0-1-1	1-1-0		NON-CONFERENCE	0-0-0		0-2-1		0-1-0		
1-2-0	0-0-0	1-0-0		HOME	0-0-0		0-1-0		0-1-0		
0-3-1	0-1-0	0-0-		AWAY	0-0-0		0-1-1		0-0-0		
0-0-1	0-0-1	0-0-0		NEUTRAL	0-0-0		0-0-0		0-0-0		
1-3-0	0-0-0	0-1-0		CONFERENCE	0-2-0		1-0-0		0-0-0		
1-1-0	0-0-0	0-0-0		HOME	0-1-0		1-0-0		0-0-0		
0-2-0	0-0-0	0-1-0		AWAY	0-1-0		0-0-0		0-0-0		
0-0-0	0-0-0	0-0-0		NEUTRAL	0-0-0		0-0-0		0-0-0		
<hr/>											
RPI S	Opponent	Score	RPI S	Opponent	Score	RPI S	Opponent	Score	RPI S	Opponent	Score
9 A	Virginia	0 2	38 A	Rutgers	0 2	61 H	Penn St.	0 1	111 A	Cal St. Fullerton	0 2
12 N	Arkansas	1 1	39 H	NC State	1 0	76 A	Maryland	0 2	118 H	Ohio St.	1 0
			43 A	Ole Miss	2 3				138 H	Marquette	0 1
									150 A	UC Santa Barbara	2 2
									163 H	South Dakota St.	0 1
<hr/>											
LAST 10 GAMES											
76 A Maryland					0 2	118 H Ohio St.					1 0
38 A Rutgers					0 2	61 H Penn St.					0 1
163 H South Dakota St.					0 1	138 H Marquette					0 1
39 H NC State					1 0	43 A Ole Miss					2 3
9 A Virginia					0 2	12 N Arkansas					1 1

Non-Div. I Games:

Minnesota

Average RPI Win: 277		WON-LOST RECORD	WINNING PCT. RANK		LAST 10 GAMES	STRENGTH OF SCHEDULE	OPP. STRENGTH OF SCHEDULE	TEAM RPI	ADJ RPI		CONF. RPI	ADJ CONF. RPI
Average RPI Loss: 93												
DIV. I ONLY		8-2-0	.8	28	8-2-0	286	241	141	.51278	142	29	29
DIV. I NON-CONF.		6-2-0	.75	47	6-2-0	272	243	148	.50675	148	29	29
<hr/>												
TOTALS		RPI 1-25		RPI 26-50		W-L RECORDS		RPI 51-100		RPI 101-150		RPI 150+
8-2-0		0-0-0		0-0-0		OVERALL		0-2-0		0-0-0		8-0-0
4-1-0		0-0-0		0-0-0		HOME		0-1-0		0-0-0		4-0-0
4-1-0		0-0-0		0-0-0		AWAY		0-1-0		0-0-0		4-0-0
0-0-0		0-0-0		0-0-0		NEUTRAL		0-0-0		0-0-0		0-0-0
6-2-0		0-0-0		0-0-0		NON-CONFERENCE		0-2-0		0-0-0		6-0-0
2-1-0		0-0-0		0-0-0		HOME		0-1-0		0-0-0		2-0-0
4-1-0		0-0-0		0-0-		AWAY		0-1-0		0-0-0		4-0-0
0-0-0		0-0-0		0-0-0		NEUTRAL		0-0-0		0-0-0		0-0-0
2-0-0		0-0-0		0-0-0		CONFERENCE		0-0-0		0-0-0		2-0-0
2-0-0		0-0-0		0-0-0		HOME		0-0-0		0-0-0		2-0-0
0-0-0		0-0-0		0-0-0		AWAY		0-0-0		0-0-0		0-0-0
0-0-0		0-0-0		0-0-0		NEUTRAL		0-0-0		0-0-0		0-0-0
RPI	S	Opponent	Score	RPI	S	Opponent	Score	RPI	S	Opponent	Score	

Average RPI Win:	245	WON-LOST RECORD	WINNING PCT. RANK	LAST 10 GAMES	STRENGTH OF SCHEDULE	OPP. STRENGTH OF SCHEDULE	TEAM RPI	ADJ RPI	CONF. RPI	ADJ CONF. RPI		
Average RPI Loss:	49											
DIV. I ONLY	5-5-2	.5	160	5-5-0	164	75	143	.51236	143	3	3	
DIV. I NON-CONF.	5-2-2	.66667	80	5-2-0	215	130	124	.52668	124	3	3	
<hr/>												
TOTALS	RPI 1-25	RPI 26-50		W-L RECORDS	RPI 51-100		RPI 101-150		RPI 150+			
5-5-2	0-1-0	0-2-0		OVERALL	0-2-1		1-0-1		4-0-0			
3-4-2	0-0-0	0-2-0		HOME	0-2-1		1-0-1		2-0-0			
2-1-0	0-1-0	0-0-0		AWAY	0-0-0		0-0-0		2-0-0			
0-0-0	0-0-0	0-0-0		NEUTRAL	0-0-0		0-0-0		0-0-0			
5-2-2	0-0-0	0-1-0		NON-CONFERENCE	0-1-1		1-0-1		4-0-0			
3-2-2	0-0-0	0-1-0		HOME	0-1-1		1-0-1		2-0-0			
2-0-0	0-0-0	0-0-		AWAY	0-0-0		0-0-0		2-0-0			
0-0-0	0-0-0	0-0-0		NEUTRAL	0-0-0		0-0-0		0-0-0			
0-3-0	0-1-0	0-1-0		CONFERENCE	0-1-0		0-0-0		0-0-0			
0-2-0	0-0-0	0-1-0		HOME	0-1-0		0-0-0		0-0-0			
0-1-0	0-1-0	0-0-0		AWAY	0-0-0		0-0-0		0-0-0			
0-0-0	0-0-0	0-0-0		NEUTRAL	0-0-0		0-0-0		0-0-0			
<hr/>												
RPI	S	Opponent	Score	RPI	S	Opponent	Score	RPI	S	Opponent	Score	
14	A	Texas A&M	1 6	44	H	Central Mich.	1 2	66	H	Auburn	1 2	
				46	H	Mississippi St.	1 2	74	H	Indiana	0 1	
								84	H	Western Ky.	0 0	
										120	H Northern Ky.	1 0
										146	H Bowling Green	3 3
										236	A George Mason	4 2
										255	A Eastern Ky.	2 0
										288	H Miami (OH)	3 0
										324	H Youngstown St.	3 0
<hr/>												
LAST 10 GAMES												
				44	H	Central Mich.	1 2	46	H	Mississippi St.	1 2	
				66	H	Auburn	1 2	14	A	Texas A&M	1 6	
				74	H	Indiana	0 1	120	H	Northern Ky.	1 0	
				255	A	Eastern Ky.	2 0	324	H	Youngstown St.	3 0	
				288	H	Miami (OH)	3 0	236	A	George Mason	4 2	

Non-Div. I Games:

Kentucky

Average RPI Win:	246	WON-LOST	WINNING	LAST 10	STRENGTH OF	OPP. STRENGTH	TEAM	ADJ	CONF.	ADJ CONF.			
Average RPI Loss:	91	RECORD	PCT. RANK	GAMES	SCHEDULE	OF SCHEDULE	RPI	RPI	RPI	RPI			
DIV. I ONLY		9-2-0	.81818	24	8-2-0	309	189	144	.51224	144	17	17	
DIV. I NON-CONF.		8-1-0	.88889	14	7-1-0	292	216	116	.53578	117	18	18	

TOTALS	RPI 1-25	RPI 26-50		W-L RECORDS		RPI 51-100		RPI 101-150		RPI 150+			
9-2-0	0-0-0	0-0-0		OVERALL		0-1-0		2-1-0		7-0-0			
5-0-0	0-0-0	0-0-0		HOME		0-0-0		2-0-0		3-0-0			
4-2-0	0-0-0	0-0-0		AWAY		0-1-0		0-1-0		4-0-0			
0-0-0	0-0-0	0-0-0		NEUTRAL		0-0-0		0-0-0		0-0-0			
8-1-0	0-0-0	0-0-0		NON-CONFERENCE		0-1-0		2-0-0		6-0-0			
5-0-0	0-0-0	0-0-0		HOME		0-0-0		2-0-0		3-0-0			
3-1-0	0-0-0	0-0-		AWAY		0-1-0		0-0-0		3-0-0			
0-0-0	0-0-0	0-0-0		NEUTRAL		0-0-0		0-0-0		0-0-0			
1-1-0	0-0-0	0-0-0		CONFERENCE		0-0-0		0-1-0		1-0-0			
0-0-0	0-0-0	0-0-0		HOME		0-0-0		0-0-0		0-0-0			
1-1-0	0-0-0	0-0-0		AWAY		0-0-0		0-1-0		1-0-0			
0-0-0	0-0-0	0-0-0		NEUTRAL		0-0-0		0-0-0		0-0-0			
RPI	S	Opponent	Score	RPI	S	Opponent	Score	RPI	S	Opponent	Score		
						80	A Tennessee	0	3	102	A UNC Greensboro	0	2
										116	H Kennesaw St.	2	1
										133	H Georgia St.	2	0
										152	H Davidson	6	1
										269	A Austin Peay	1	0
										271	H Gardner-Webb	2	1
										301	A Evansville	1	0
										316	A Jacksonville St.	3	0
										321	A VMI	2	0
										335	H Alabama St.	4	3

LAST 10 GAMES													
						335	H Alabama St.	4	3	102	A UNC Greensboro	0	2
						301	A Evansville	1	0	321	A VMI	2	0
						316	A Jacksonville St.	3	0	152	H Davidson	6	1
						133	H Georgia St.	2	0	269	A Austin Peay	1	0
						271	H Gardner-Webb	2	1	80	A Tennessee	0	3

Non-Div. I Games:

Mercer

Average RPI Win:	223	WON-LOST RECORD	WINNING PCT. RANK	LAST 10 GAMES	STRENGTH OF SCHEDULE	OPP. STRENGTH OF SCHEDULE	TEAM RPI	ADJ RPI	CONF. RPI	ADJ CONF. RPI	
DIV. I ONLY		6-4-0	.6 114	6-4-0	157	283	140	.51114 145	7	7	
DIV. I NON-CONF.		6-4-0	.6 120	6-4-0	154	282	140	.51114 141	8	8	
<hr/>											
TOTALS	RPI 1-25	RPI 26-50		W-L RECORDS	RPI 51-100		RPI 101-150		RPI 150+		
6-4-0	0-0-0	0-1-0		OVERALL	0-0-0		0-0-0		6-3-0		
5-0-0	0-0-0	0-0-0		HOME	0-0-0		0-0-0		5-0-0		
1-4-0	0-0-0	0-1-0		AWAY	0-0-0		0-0-0		1-3-0		
0-0-0	0-0-0	0-0-0		NEUTRAL	0-0-0		0-0-0		0-0-0		
<hr/>											
6-4-0	0-0-0	0-1-0		NON-CONFERENCE	0-0-0		0-0-0		6-3-0		
5-0-0	0-0-0	0-0-0		HOME	0-0-0		0-0-0		5-0-0		
1-4-0	0-0-0	0-0-		AWAY	0-0-0		0-0-0		1-3-0		
0-0-0	0-0-0	0-0-0		NEUTRAL	0-0-0		0-0-0		0-0-0		
<hr/>											
0-0-0	0-0-0	0-0-0		CONFERENCE	0-0-0		0-0-0		0-0-0		
0-0-0	0-0-0	0-0-0		HOME	0-0-0		0-0-0		0-0-0		
0-0-0	0-0-0	0-0-0		AWAY	0-0-0		0-0-0		0-0-0		
0-0-0	0-0-0	0-0-0		NEUTRAL	0-0-0		0-0-0		0-0-0		
<hr/>											
RPI S	Opponent	Score	RPI S	Opponent	Score	RPI S	Opponent	Score	RPI S	Opponent	Score
			34 A	Oregon St.	0 3				156 H	Montana	1 0
									158 H	California Baptist	2 1
									162 A	UC Davis	1 0
									238 A	North Dakota St.	0 1
									246 A	North Dakota	1 2
									279 H	Green Bay	1 0
									280 H	Portland St.	1 0
									300 A	Idaho St.	1 2
									302 H	Wagner	6 1
<hr/>											
			LAST 10 GAMES								
			280 H	Portland St.	1 0	162 A	UC Davis	1 0			
			300 A	Idaho St.	1 2	156 H	Montana	1 0			
			302 H	Wagner	6 1	279 H	Green Bay	1 0			
			158 H	California Baptist	2 1	246 A	North Dakota	1 2			
			34 A	Oregon St.	0 3	238 A	North Dakota St.	0 1			

Non-Div. I Games:

Saint Mary's (CA)

Average RPI Win: 247		WON-LOST	WINNING	LAST 10	STRENGTH OF		OPP. STRENGTH	TEAM	ADJ	CONF.	ADJ CONF.
Average RPI Loss: 75		RECORD	PCT. RANK	GAMES	SCHEDULE		OF SCHEDULE	RPI	RPI	RPI	RPI
DIV. I ONLY		4-4-2	.5	160	4-4-2		153	119	146	.51072	146
DIV. I NON-CONF.		2-4-2	.375	218	2-4-2		146	93	184	.48402	184
TOTALS		RPI 1-25	RPI 26-50		W-L RECORDS		RPI 51-100		RPI 101-150		RPI 150+
4-4-2	0-0-0	0-1-0		OVERALL		0-2-1		0-1-1		4-0-0	
4-0-0	0-0-0	0-0-0		HOME		0-0-0		0-0-0		4-0-0	
0-4-2	0-0-0	0-1-0		AWAY		0-2-1		0-1-1		0-0-0	
0-0-0	0-0-0	0-0-0		NEUTRAL		0-0-0		0-0-0		0-0-0	
2-4-2	0-0-0	0-1-0		NON-CONFERENCE		0-2-1		0-1-1		2-0-0	
2-0-0	0-0-0	0-0-0		HOME		0-0-0		0-0-0		2-0-0	
0-4-2	0-0-0	0-0-		AWAY		0-2-1		0-1-1		0-0-0	
0-0-0	0-0-0	0-0-0		NEUTRAL		0-0-0		0-0-0		0-0-0	
2-0-0	0-0-0	0-0-0		CONFERENCE		0-0-0		0-0-0		2-0-0	
2-0-0	0-0-0	0-0-0		HOME		0-0-0		0-0-0		2-0-0	
0-0-0	0-0-0	0-0-0		AWAY		0-0-0		0-0-0		0-0-0	
0-0-0	0-0-0	0-0-0		NEUTRAL		0-0-0		0-0-0		0-0-0	
RPI S	Opponent	Score	RPI S	Opponent	Score	RPI S	Opponent	Score	RPI S	Opponent	Score
			37 A	Michigan	0 2	58 A	West Virginia	0 2	115 A	Michigan St.	2 3
						71 A	DePaul	1 1	143 A	Kentucky	3 3
						89 A	Xavier	1 2	193 H	Buffalo	2 1
									222 H	Dayton	2 1
									256 H	Akron	1 0
									315 H	Valparaiso	2 0
LAST 10 GAMES											
			58 A	West Virginia	0 2	193 H	Buffalo	2 1			
			71 A	DePaul	1 1	256 H	Akron	1 0			
			115 A	Michigan St.	2 3	315 H	Valparaiso	2 0			
			37 A	Michigan	0 2	89 A	Xavier	1 2			
			222 H	Dayton	2 1	143 A	Kentucky	3 3			

Non-Div. I Games:

Bowling Green

Average RPI Win:		252	WON-LOST RECORD		WINNING PCT. RANK		LAST 10 GAMES		STRENGTH OF SCHEDULE		OPP. STRENGTH OF SCHEDULE		TEAM RPI		ADJ RPI		CONF. RPI		ADJ CONF. RPI				
Average RPI Loss:		91																					
DIV. I ONLY			5-3-2		.6	114	6-3-1		215		159		147		.50997	147	17	17					
DIV. I NON-CONF.			4-2-2		.625	96	4-2-2		203		169		131		.5192	132	18	18					
TOTALS		RPI 1-25		RPI 26-50		W-L RECORDS		RPI 51-100		RPI 101-150		RPI 150+											
5-3-2		0-0-1		0-0-0		OVERALL		0-2-0		0-1-0		5-0-1											
2-1-2		0-0-1		0-0-0		HOME		0-1-0		0-0-0		2-0-1											
3-2-0		0-0-0		0-0-0		AWAY		0-1-0		0-1-0		3-0-0											
0-0-0		0-0-0		0-0-0		NEUTRAL		0-0-0		0-0-0		0-0-0											
4-2-2		0-0-1		0-0-0		NON-CONFERENCE		0-1-0		0-1-0		4-0-1											
1-0-2		0-0-1		0-0-0		HOME		0-0-0		0-0-0		1-0-1											
3-2-0		0-0-0		0-0-		AWAY		0-1-0		0-1-0		3-0-0											
0-0-0		0-0-0		0-0-0		NEUTRAL		0-0-0		0-0-0		0-0-0											
1-1-0		0-0-0		0-0-0		CONFERENCE		0-1-0		0-0-0		1-0-0											
1-1-0		0-0-0		0-0-0		HOME		0-1-0		0-0-0		1-0-0											
0-0-0		0-0-0		0-0-0		AWAY		0-0-0		0-0-0		0-0-0											
0-0-0		0-0-0		0-0-0		NEUTRAL		0-0-0		0-0-0		0-0-0											
RPI	S	Opponent		Score		RPI	S	Opponent		Score		RPI	S	Opponent		Score							
24	H	Alabama		1	1							68	A	Vanderbilt		0	3	133	A	Georgia St.		1	2
												72	H	Furman		0	1	157	H	Lipscomb		1	0
																		254	A	Alabama A&M		1	0
																		255	A	Eastern Ky.		1	0
																		269	H	Austin Peay		1	1
																		286	A	North Ala.		1	0
																		306	H	Wofford		3	0
LAST 10 GAMES																							
						254	A	Alabama A&M		1	0	72	H	Furman		0	1						
						68	A	Vanderbilt		0	3	306	H	Wofford		3	0						
						24	H	Alabama		1	1	286	A	North Ala.		1	0						
						133	A	Georgia St.		1	2	255	A	Eastern Ky.		1	0						
						157	H	Lipscomb		1	0	269	H	Austin Peay		1	1						

Non-Div. I Games: Union (TN) 5 0

Chattanooga

Average RPI Win:	214	WON-LOST RECORD	WINNING PCT. RANK	LAST 10 GAMES		STRENGTH OF SCHEDULE	OPP. STRENGTH OF SCHEDULE	TEAM RPI	ADJ RPI	CONF. RPI	ADJ CONF. RPI
DIV. I ONLY		3-7-0	.3 265	3-7-0		67	59	148	.50943 148	4	4
DIV. I NON-CONF.		3-6-0	.33333 246	3-6-0		66	60	135	.51549 136	4	4
<hr/>											
TOTALS	RPI 1-25		RPI 26-50	W-L RECORDS		RPI 51-100		RPI 101-150		RPI 150+	
3-7-0	0-2-0		0-3-0	OVERALL		0-2-0		0-0-0		3-0-0	
1-1-0	0-0-0		0-1-0	HOME		0-0-0		0-0-0		1-0-0	
2-6-0	0-2-0		0-2-0	AWAY		0-2-0		0-0-0		2-0-0	
0-0-0	0-0-0		0-0-0	NEUTRAL		0-0-0		0-0-0		0-0-0	
3-6-0	0-2-0		0-3-0	NON-CONFERENCE		0-1-0		0-0-0		3-0-0	
1-1-0	0-0-0		0-1-0	HOME		0-0-0		0-0-0		1-0-0	
2-5-0	0-2-0		0-0-	AWAY		0-1-0		0-0-0		2-0-0	
0-0-0	0-0-0		0-0-0	NEUTRAL		0-0-0		0-0-0		0-0-0	
0-1-0	0-0-0		0-0-0	CONFERENCE		0-1-0		0-0-0		0-0-0	
0-0-0	0-0-0		0-0-0	HOME		0-0-0		0-0-0		0-0-0	
0-1-0	0-0-0		0-0-0	AWAY		0-1-0		0-0-0		0-0-0	
0-0-0	0-0-0		0-0-0	NEUTRAL		0-0-0		0-0-0		0-0-0	
<hr/>											
RPI S Opponent Score			RPI S Opponent Score			RPI S Opponent Score			RPI S Opponent Score		
17 A Memphis 0 3			35 A Iowa 1 2			58 A West Virginia 0 2			165 A UC Irvine 1 0		
21 A UCLA 0 3			42 A Creighton 0 1			59 A Saint Louis 0 1			195 H Omaha 1 0		
			49 H Purdue 1 2						283 A SIUE 2 1		
<hr/>											
LAST 10 GAMES											
283 A SIUE 2 1			58 A West Virginia 0 2								
59 A Saint Louis 0 1			17 A Memphis 0 3								
195 H Omaha 1 0			35 A Iowa 1 2								
42 A Creighton 0 1			165 A UC Irvine 1 0								
49 H Purdue 1 2			21 A UCLA 0 3								

Non-Div. I Games:

Iowa St.

Average RPI Win: 219		WON-LOST	WINNING	LAST 10	STRENGTH OF		OPP. STRENGTH	TEAM	ADJ	CONF.	ADJ CONF.					
Average RPI Loss: 175		RECORD	PCT. RANK	GAMES	SCHEDULE		OF SCHEDULE	RPI	RPI	RPI	RPI					
DIV. I ONLY		5-3-1	.61111	107	5-3-1		213	198	150	.50842	149	12	12			
DIV. I NON-CONF.		4-2-1	.64286	89	4-2-1		298	175	191	.47659	191	13	12			




TOTALS		RPI 1-25		RPI 26-50		W-L RECORDS		RPI 51-100		RPI 101-150		RPI 150+				
5-3-1		0-0-0		0-0-0		OVERALL		0-0-1		1-2-0		4-1-0				
2-2-1		0-0-0		0-0-0		HOME		0-0-1		0-1-0		2-1-0				
2-1-0		0-0-0		0-0-0		AWAY		0-0-0		1-1-0		1-0-0				
1-0-0		0-0-0		0-0-0		NEUTRAL		0-0-0		0-0-0		1-0-0				
4-2-1		0-0-0		0-0-0		NON-CONFERENCE		0-0-1		0-1-0		4-1-0				
2-1-1		0-0-0		0-0-0		HOME		0-0-1		0-0-0		2-1-0				
1-1-0		0-0-0		0-0-		AWAY		0-0-0		0-1-0		1-0-0				
1-0-0		0-0-0		0-0-0		NEUTRAL		0-0-0		0-0-0		1-0-0				
1-1-0		0-0-0		0-0-0		CONFERENCE		0-0-0		1-1-0		0-0-0				
0-1-0		0-0-0		0-0-0		HOME		0-0-0		0-1-0		0-0-0				
1-0-0		0-0-0		0-0-0		AWAY		0-0-0		1-0-0		0-0-0				
0-0-0		0-0-0		0-0-0		NEUTRAL		0-0-0		0-0-0		0-0-0				
RPI	S	Opponent		Score	RPI	S	Opponent		Score	RPI	S	Opponent		Score		
							51	H	Oregon	2	2	103	A	Colorado Col.	1	0
												136	H	Air Force	0	1
												150	A	UC Santa Barbara	0	3
												183	A	Weber St.	2	0
												221	H	UC Riverside	1	0
												239	H	CSU Bakersfield	1	2
												280	N	Portland St.	2	1
												310	H	Pacific	4	2

LAST 10 GAMES																
							221	H	UC Riverside	1	0	103	A	Colorado Col.	1	0
							150	A	UC Santa Barbara	0	3	136	H	Air Force	0	1
							183	A	Weber St.	2	0	310	H	Pacific	4	2
							280	N	Portland St.	2	1	51	H	Oregon	2	2
							239	H	CSU Bakersfield	1	2					

Non-Div. I Games:

Fresno St.

U
C
S
a
n
t
a
B
a
r
b
a
r
a

 Tie,  Loss,  Non-Conf, S Site, H Home, A Away, N Neutral Page 150

Average RPI Win: 192		WON-LOST RECORD		WINNING PCT. RANK		LAST 10 GAMES		STRENGTH OF SCHEDULE		OPP. STRENGTH OF SCHEDULE		TEAM RPI		ADJ RPI		CONF. RPI		ADJ CONF. RPI	
DIV. I ONLY		2-7-0		.22222 298		2-7-0		30		108		152		.50563 151		14		14	
DIV. I NON-CONF.		2-7-0		.22222 290		2-7-0		34		108		149		.50563 149		14		14	
TOTALS		RPI 1-25		RPI 26-50		W-L RECORDS		RPI 51-100		RPI 101-150		RPI 150+							
2-7-0		0-2-0		0-2-0		OVERALL		0-3-0		0-0-0		2-0-0							
2-5-0		0-2-0		0-0-0		HOME		0-3-0		0-0-0		2-0-0							
0-1-0		0-0-0		0-1-0		AWAY		0-0-0		0-0-0		0-0-0							
0-1-0		0-0-0		0-1-0		NEUTRAL		0-0-0		0-0-0		0-0-0							
2-7-0		0-2-0		0-2-0		NON-CONFERENCE		0-3-0		0-0-0		2-0-0							
2-5-0		0-2-0		0-0-0		HOME		0-3-0		0-0-0		2-0-0							
0-1-0		0-0-0		0-0-		AWAY		0-0-0		0-0-0		0-0-0							
0-1-0		0-0-0		0-1-0		NEUTRAL		0-0-0		0-0-0		0-0-0							
0-0-0		0-0-0		0-0-0		CONFERENCE		0-0-0		0-0-0		0-0-0							
0-0-0		0-0-0		0-0-0		HOME		0-0-0		0-0-0		0-0-0							
0-0-0		0-0-0		0-0-0		AWAY		0-0-0		0-0-0		0-0-0							
0-0-0		0-0-0		0-0-0		NEUTRAL		0-0-0		0-0-0		0-0-0							
RPI	S	Opponent		Score		RPI	S	Opponent		Score		RPI	S	Opponent		Score			
8	H	BYU		0	3	41	A	SMU		0	1	61	H	Penn St.		1	3		
21	H	UCLA		0	1	43	N	Ole Miss		0	3	91	H	UCF		1	2		
												98	H	Nebraska		1	2		
LAST 10 GAMES																			
						43	N	Ole Miss		0	3	8	H	BYU		0	3		
						203	H	Drexel		3	0	91	H	UCF		1	2		
						98	H	Nebraska		1	2	41	A	SMU		0	1		
						180	H	San Diego		2	1	21	H	UCLA		0	1		
						61	H	Penn St.		1	3								

Non-Div. I Games:

Long Beach St.

Average RPI Win:	227	WON-LOST	WINNING	LAST 10	STRENGTH OF	OPP. STRENGTH	TEAM	ADJ	CONF.	ADJ CONF.	
Average RPI Loss:	125	RECORD	PCT. RANK	GAMES	SCHEDULE	OF SCHEDULE	RPI	RPI	RPI	RPI	
DIV. I ONLY	7-3-2	.66667	84	5-3-2	243	208	151	.5052	152	13	13
DIV. I NON-CONF.	5-3-1	.61111	110	3-3-1	240	204	174	.49109	175	12	13
<hr/>											
TOTALS	RPI 1-25	RPI 26-50		W-L RECORDS	RPI 51-100		RPI 101-150		RPI 150+		
7-3-2	0-0-0	0-0-0		OVERALL	0-1-0		1-2-0		6-0-2		
4-2-2	0-0-0	0-0-0		HOME	0-1-0		0-1-0		4-0-2		
3-1-0	0-0-0	0-0-0		AWAY	0-0-0		1-1-0		2-0-0		
0-0-0	0-0-0	0-0-0		NEUTRAL	0-0-0		0-0-0		0-0-0		
<hr/>											
5-3-1	0-0-0	0-0-0		NON-CONFERENCE	0-1-0		1-2-0		4-0-1		
2-2-1	0-0-0	0-0-0		HOME	0-1-0		0-1-0		2-0-1		
3-1-0	0-0-0	0-0-		AWAY	0-0-0		1-1-0		2-0-0		
0-0-0	0-0-0	0-0-0		NEUTRAL	0-0-0		0-0-0		0-0-0		
<hr/>											
2-0-1	0-0-0	0-0-0		CONFERENCE	0-0-0		0-0-0		2-0-1		
2-0-1	0-0-0	0-0-0		HOME	0-0-0		0-0-0		2-0-1		
0-0-0	0-0-0	0-0-0		AWAY	0-0-0		0-0-0		0-0-0		
0-0-0	0-0-0	0-0-0		NEUTRAL	0-0-0		0-0-0		0-0-0		
<hr/>											
RPI S	Opponent	Score	RPI S	Opponent	Score	RPI S	Opponent	Score	RPI S	Opponent	Score
						99 H	Western Caro.	0 1	102 A	UNC Greensboro	3 0
						133 H	Georgia St.	1 2			
						144 A	Mercer	1 6			
						186 H	Duquesne	2 0			
						201 H	Saint Joseph's	1 0			
						250 H	Ga. Southern	1 0			
						271 H	Gardner-Webb	3 2			
						287 A	UNC Asheville	2 0			
						289 H	St. Bonaventure	0 0			
						290 A	Winthrop	2 0			
						321 H	VMI	0 0			
						<hr/>					
			LAST 10 GAMES								
			287 A	UNC Asheville	2 0	289 H	St. Bonaventure	0 0			
			102 A	UNC Greensboro	3 0	186 H	Duquesne	2 0			
			250 H	Ga. Southern	1 0	201 H	Saint Joseph's	1 0			
			99 H	Western Caro.	0 1	321 H	VMI	0 0			
			144 A	Mercer	1 6	133 H	Georgia St.	1 2			

Non-Div. I Games:

Davidson

Average RPI Win: 216		WON-LOST	WINNING	LAST 10	STRENGTH OF		OPP. STRENGTH	TEAM	ADJ	CONF.	ADJ CONF.
Average RPI Loss: 64		RECORD	PCT. RANK	GAMES	SCHEDULE		OF SCHEDULE	RPI	RPI	RPI	RPI
DIV. I ONLY		6-3-3	.625	101	4-3-3		260	56	153	.50421	153
DIV. I NON-CONF.		6-3-3	.625	96	4-3-3		256	56	151	.50421	151
TOTALS		RPI 1-25	RPI 26-50		W-L RECORDS		RPI 51-100		RPI 101-150		RPI 150+
6-3-3		0-1-0	0-0-0		OVERALL		0-1-0		1-1-2		5-0-1
2-2-2		0-0-0	0-0-0		HOME		0-1-0		0-1-1		2-0-1
3-1-1		0-1-0	0-0-0		AWAY		0-0-0		1-0-1		2-0-0
1-0-0		0-0-0	0-0-0		NEUTRAL		0-0-0		0-0-0		1-0-0
6-3-3		0-1-0	0-0-0		NON-CONFERENCE		0-1-0		1-1-2		5-0-1
2-2-2		0-0-0	0-0-0		HOME		0-1-0		0-1-1		2-0-1
3-1-1		0-1-0	0-0-		AWAY		0-0-0		1-0-1		2-0-0
1-0-0		0-0-0	0-0-0		NEUTRAL		0-0-0		0-0-0		1-0-0
0-0-0		0-0-0	0-0-0		CONFERENCE		0-0-0		0-0-0		0-0-0
0-0-0		0-0-0	0-0-0		HOME		0-0-0		0-0-0		0-0-0
0-0-0		0-0-0	0-0-0		AWAY		0-0-0		0-0-0		0-0-0
0-0-0		0-0-0	0-0-0		NEUTRAL		0-0-0		0-0-0		0-0-0
RPI S	Opponent	Score		RPI S	Opponent	Score		RPI S	Opponent	Score	
14 A	Texas A&M	0	4					65 H	Pepperdine	0	1
									101 A	Arizona St.	1 1
									110 A	UNLV	1 0
									114 H	Denver	0 1
									139 H	Kansas St.	0 0
									180 H	San Diego	1 0
									191 H	Eastern Wash.	1 0
									235 A	Houston	2 1
									239 H	CSU Bakersfield	1 1
									274 N	Southern Utah	4 0
									305 A	Grand Canyon	2 0
LAST 10 GAMES				LAST 10 GAMES				LAST 10 GAMES			
180 H	San Diego	1	0	114 H	Denver	0	1	180 H	San Diego	1	0
239 H	CSU Bakersfield	1	1	65 H	Pepperdine	0	1	239 H	CSU Bakersfield	1	1
191 H	Eastern Wash.	1	0	305 A	Grand Canyon	2	0	191 H	Eastern Wash.	1	0
139 H	Kansas St.	0	0	101 A	Arizona St.	1	1	139 H	Kansas St.	0	0
235 A	Houston	2	1	14 A	Texas A&M	0	4	235 A	Houston	2	1

Non-Div. I Games:

CSUN

Average RPI Win: 190		WON-LOST RECORD		WINNING PCT. RANK		LAST 10 GAMES		STRENGTH OF SCHEDULE		OPP. STRENGTH OF SCHEDULE		TEAM RPI		ADJ RPI		CONF. RPI		ADJ CONF. RPI					
DIV. I ONLY		4-6-1		.40909 208		4-6-0		106		124		154		.50325 154		22		22					
DIV. I NON-CONF.		3-5-1		.38889 211		3-5-0		80		102		134		.51569 134		23		23					
TOTALS		RPI 1-25		RPI 26-50		W-L RECORDS		RPI 51-100		RPI 101-150		RPI 150+											
4-6-1		0-1-0		0-1-0		OVERALL		0-1-0		1-1-1		3-2-0											
4-1-0		0-0-0		0-0-0		HOME		0-0-0		1-1-0		3-0-0											
0-5-1		0-1-0		0-1-0		AWAY		0-1-0		0-0-1		0-2-0											
0-0-0		0-0-0		0-0-0		NEUTRAL		0-0-0		0-0-0		0-0-0											
3-5-1		0-1-0		0-1-0		NON-CONFERENCE		0-1-0		1-1-1		2-1-0											
3-1-0		0-0-0		0-0-0		HOME		0-0-0		1-1-0		2-0-0											
0-4-1		0-1-0		0-0-		AWAY		0-1-0		0-0-1		0-1-0											
0-0-0		0-0-0		0-0-0		NEUTRAL		0-0-0		0-0-0		0-0-0											
1-1-0		0-0-0		0-0-0		CONFERENCE		0-0-0		0-0-0		1-1-0											
1-0-0		0-0-0		0-0-0		HOME		0-0-0		0-0-0		1-0-0											
0-1-0		0-0-0		0-0-0		AWAY		0-0-0		0-0-0		0-1-0											
0-0-0		0-0-0		0-0-0		NEUTRAL		0-0-0		0-0-0		0-0-0											
RPI	S	Opponent		Score		RPI	S	Opponent		Score		RPI	S	Opponent		Score							
20	A	Colorado		0 2		29	A	Boston College		0 3		94	A	Princeton		0 4							
												114	A	Denver		0 0							
												115	H	Michigan St.		1 2							
												124	H	Northeastern		1 0							
												168	A	UConn		1 3							
												177	H	Rhode Island		1 0							
												178	H	Stony Brook		2 0							
												188	A	Bucknell		0 1							
												282	H	American		4 1							
LAST 10 GAMES																							
124 H Northeastern						1 0						188 A Bucknell						0 1					
168 A UConn						1 3						178 H Stony Brook						2 0					
94 A Princeton						0 4						282 H American						4 1					
115 H Michigan St.						1 2						177 H Rhode Island						1 0					
29 A Boston College						0 3						20 A Colorado						0 2					

Average RPI Win: 187		WON-LOST RECORD		WINNING PCT. RANK		LAST 10 GAMES		STRENGTH OF SCHEDULE		OPP. STRENGTH OF SCHEDULE		TEAM RPI		ADJ RPI		CONF. RPI		ADJ CONF. RPI	
DIV. I ONLY		4-5-2		.45455 180		3-5-2		161		76		155		.50128 155		9		9	
DIV. I NON-CONF.		2-5-2		.33333 246		1-5-2		149		48		189		.47742 190		9		9	
TOTALS		RPI 1-25		RPI 26-50		W-L RECORDS		RPI 51-100		RPI 101-150		RPI 150+							
4-5-2		0-1-0		0-0-0		OVERALL		0-3-1		0-1-0		4-0-1							
1-2-2		0-0-0		0-0-0		HOME		0-1-1		0-1-0		1-0-1							
3-3-0		0-1-0		0-0-0		AWAY		0-2-0		0-0-0		3-0-0							
0-0-0		0-0-0		0-0-0		NEUTRAL		0-0-0		0-0-0		0-0-0							
2-5-2		0-1-0		0-0-0		NON-CONFERENCE		0-3-1		0-1-0		2-0-1							
1-2-2		0-0-0		0-0-0		HOME		0-1-1		0-1-0		1-0-1							
1-3-0		0-1-0		0-0-		AWAY		0-2-0		0-0-0		1-0-0							
0-0-0		0-0-0		0-0-0		NEUTRAL		0-0-0		0-0-0		0-0-0							
2-0-0		0-0-0		0-0-0		CONFERENCE		0-0-0		0-0-0		2-0-0							
0-0-0		0-0-0		0-0-0		HOME		0-0-0		0-0-0		0-0-0							
2-0-0		0-0-0		0-0-0		AWAY		0-0-0		0-0-0		2-0-0							
0-0-0		0-0-0		0-0-0		NEUTRAL		0-0-0		0-0-0		0-0-0							
RPI	S	Opponent		Score		RPI	S	Opponent		Score		RPI	S	Opponent		Score			
5	A	Virginia Tech		0 2								127	H	Western Mich.		0 1			
												157	A	Lipscomb		3 2			
												168	A	UConn		1 0			
												211	H	St. John's (NY)		2 0			
												213	A	Temple		2 0			
												269	H	Austin Peay		0 0			
LAST 10 GAMES																			
157	A	Lipscomb		3 2		168	A	UConn		1 0									
80	A	Tennessee		1 3		213	A	Temple		2 0									
62	H	Northwestern		0 2		269	H	Austin Peay		0 0									
127	H	Western Mich.		0 1		89	H	Xavier		0 0									
75	A	Missouri		1 2		5	A	Virginia Tech		0 2									

Non-Div. I Games:

Cincinnati

Average RPI Win: 236		WON-LOST	WINNING	LAST 10	STRENGTH OF	OPP. STRENGTH	TEAM	ADJ	CONF.	ADJ CONF.						
Average RPI Loss: 74		RECORD	PCT. RANK	GAMES	SCHEDULE	OF SCHEDULE	RPI	RPI	RPI	RPI						
DIV. I ONLY		2-5-3	.35	242	2-5-3	62	255	156	.50125	156	25	25				
DIV. I NON-CONF.		1-5-3	.27778	270	1-5-3	35	264	157	.50057	157	22	22				
<hr/>																
TOTALS		RPI 1-25		RPI 26-50		W-L RECORDS		RPI 51-100		RPI 101-150		RPI 150+				
2-5-3		0-0-0		0-1-0		OVERALL		0-3-0		0-1-0		2-0-3				
1-0-1		0-0-0		0-0-0		HOME		0-0-0		0-0-0		1-0-1				
1-5-2		0-0-0		0-1-0		AWAY		0-3-0		0-1-0		1-0-2				
0-0-0		0-0-0		0-0-0		NEUTRAL		0-0-0		0-0-0		0-0-0				
1-5-3		0-0-0		0-1-0		NON-CONFERENCE		0-3-0		0-1-0		1-0-3				
1-0-1		0-0-0		0-0-0		HOME		0-0-0		0-0-0		1-0-1				
0-5-2		0-0-0		0-0-		AWAY		0-3-0		0-1-0		0-0-2				
0-0-0		0-0-0		0-0-0		NEUTRAL		0-0-0		0-0-0		0-0-0				
1-0-0		0-0-0		0-0-0		CONFERENCE		0-0-0		0-0-0		1-0-0				
0-0-0		0-0-0		0-0-0		HOME		0-0-0		0-0-0		0-0-0				
1-0-0		0-0-0		0-0-0		AWAY		0-0-0		0-0-0		1-0-0				
0-0-0		0-0-0		0-0-0		NEUTRAL		0-0-0		0-0-0		0-0-0				
RPI	S	Opponent	Score	RPI	S	Opponent	Score	RPI	S	Opponent	Score					
				27	A	Washington St.	0 6	52	A	San Francisco	0 1	145	A	Saint Mary's (CA)	0 1	
								53	A	California	0 1	220	H	Cal Poly	1 0	
								93	A	Gonzaga	0 1	238	A	North Dakota St.	1 1	
												243	H	Wyoming	1 1	
												246	A	North Dakota	0 0	
												251	A	Idaho	1 0	
<hr/>																
LAST 10 GAMES																
				220	H	Cal Poly	1 0	251	A	Idaho	1 0					
				53	A	California	0 1	145	A	Saint Mary's (CA)	0 1					
				93	A	Gonzaga	0 1	52	A	San Francisco	0 1					
				27	A	Washington St.	0 6	243	H	Wyoming	1 1					
				238	A	North Dakota St.	1 1	246	A	North Dakota	0 0					

Non-Div. I Games:

Montana

Average RPI Win:	234	WON-LOST	WINNING	LAST 10	STRENGTH OF	OPP. STRENGTH	TEAM	ADJ	CONF.	ADJ CONF.			
Average RPI Loss:	128	RECORD	PCT. RANK	GAMES	SCHEDULE	OF SCHEDULE	RPI	RPI	RPI	RPI			
DIV. I ONLY	7-4-1	.625	101	6-3-1	246	144	157	.50117	157	15	15		
DIV. I NON-CONF.	6-4-0	.6	120	5-3-0	283	172	197	.47345	197	16	16		
<hr/>													
TOTALS	RPI 1-25	RPI 26-50		W-L RECORDS		RPI 51-100		RPI 101-150		RPI 150+			
7-4-1	0-0-0	0-0-0		OVERALL		0-1-1		1-2-0		6-1-0			
2-3-1	0-0-0	0-0-0		HOME		0-1-1		1-1-0		1-1-0			
3-1-0	0-0-0	0-0-0		AWAY		0-0-0		0-1-0		3-0-0			
2-0-0	0-0-0	0-0-0		NEUTRAL		0-0-0		0-0-0		2-0-0			
6-4-0	0-0-0	0-0-0		NON-CONFERENCE		0-1-0		0-2-0		6-1-0			
1-3-0	0-0-0	0-0-0		HOME		0-1-0		0-1-0		1-1-0			
3-1-0	0-0-0	0-0-		AWAY		0-0-0		0-1-0		3-0-0			
2-0-0	0-0-0	0-0-0		NEUTRAL		0-0-0		0-0-0		2-0-0			
1-0-1	0-0-0	0-0-0		CONFERENCE		0-0-1		1-0-0		0-0-0			
1-0-1	0-0-0	0-0-0		HOME		0-0-1		1-0-0		0-0-0			
0-0-0	0-0-0	0-0-0		AWAY		0-0-0		0-0-0		0-0-0			
0-0-0	0-0-0	0-0-0		NEUTRAL		0-0-0		0-0-0		0-0-0			
RPI	S	Opponent	Score	RPI	S	Opponent	Score	RPI	S	Opponent	Score		
				73 H FGCU				1	1	116 H Kennesaw St.		2	1
				89 H Xavier				1	2	120 H Northern Ky.		0	4
										147 A Chattanooga		0	1
										155 H Cincinnati		2	3
										190 A Tennessee Tech		2	0
										209 N Marshall		2	0
										241 N Colgate		3	1
										268 A Southern Ill.		6	0
										298 H Belmont		2	1
										316 A Jacksonville St.		3	0
<hr/>													
				LAST 10 GAMES									
190 A Tennessee Tech				2	0	73 H FGCU				1	1		
155 H Cincinnati				2	3	116 H Kennesaw St.				2	1		
241 N Colgate				3	1	89 H Xavier				1	2		
209 N Marshall				2	0	268 A Southern Ill.				6	0		
147 A Chattanooga				0	1	316 A Jacksonville St.				3	0		

Non-Div. I Games:

Lipscomb

Average RPI Win:	255	WON-LOST RECORD	WINNING PCT. RANK	LAST 10 GAMES	STRENGTH OF SCHEDULE	OPP. STRENGTH OF SCHEDULE	TEAM RPI	ADJ RPI	CONF. RPI	ADJ CONF. RPI		
DIV. I ONLY		7-2-1	.75	39	7-2-1	303	160	158	.5008	158	21	21
DIV. I NON-CONF.		7-2-1	.75	47	7-2-1	304	165	155	.5008	156	21	21
TOTALS	RPI 1-25	RPI 26-50		W-L RECORDS		RPI 51-100		RPI 101-150		RPI 150+		
7-2-1	0-0-0	0-0-0		OVERALL		0-0-0		0-2-0		7-0-1		
5-1-0	0-0-0	0-0-0		HOME		0-0-0		0-1-0		5-0-0		
2-1-1	0-0-0	0-0-0		AWAY		0-0-0		0-1-0		2-0-1		
0-0-0	0-0-0	0-0-0		NEUTRAL		0-0-0		0-0-0		0-0-0		
7-2-1	0-0-0	0-0-0		NON-CONFERENCE		0-0-0		0-2-0		7-0-1		
5-1-0	0-0-0	0-0-0		HOME		0-0-0		0-1-0		5-0-0		
2-1-1	0-0-0	0-0-		AWAY		0-0-0		0-1-0		2-0-1		
0-0-0	0-0-0	0-0-0		NEUTRAL		0-0-0		0-0-0		0-0-0		
0-0-0	0-0-0	0-0-0		CONFERENCE		0-0-0		0-0-0		0-0-0		
0-0-0	0-0-0	0-0-0		HOME		0-0-0		0-0-0		0-0-0		
0-0-0	0-0-0	0-0-0		AWAY		0-0-0		0-0-0		0-0-0		
0-0-0	0-0-0	0-0-0		NEUTRAL		0-0-0		0-0-0		0-0-0		
RPI	S	Opponent	Score	RPI	S	Opponent	Score	RPI	S	Opponent	Score	
								110	H	UNLV	0 2	
								145	A	Saint Mary's (CA)	1 2	
								174	A	Sacramento St.	2 2	
								220	H	Cal Poly	4 2	
								221	A	UC Riverside	3 1	
								226	H	Holy Cross	3 0	
								251	H	Idaho	2 0	
								274	A	Southern Utah	1 0	
								281	H	Incarnate Word	1 0	
								310	H	Pacific	1 0	
LAST 10 GAMES												
		174 A Sacramento St.	2 2			310 H Pacific	1 0					
		145 A Saint Mary's (CA)	1 2			220 H Cal Poly	4 2					
		274 A Southern Utah	1 0			251 H Idaho	2 0					
		110 H UNLV	0 2			281 H Incarnate Word	1 0					
		221 A UC Riverside	3 1			226 H Holy Cross	3 0					

Non-Div. I Games:

California Baptist

U
A
B

UAB

Average RPI Win:	181	WON-LOST RECORD	WINNING PCT. RANK	LAST 10 GAMES	STRENGTH OF SCHEDULE	OPP. STRENGTH OF SCHEDULE	TEAM RPI	ADJ RPI	CONF. RPI	ADJ CONF. RPI		
Average RPI Loss:	143											
DIV. I ONLY		6-4-0	.6	114	6-4-0	252	89	161	.49962	160	12	12
DIV. I NON-CONF.		5-3-0	.625	96	5-3-0	201	106	122	.52808	122	13	12
<hr/>												
TOTALS	RPI 1-25	RPI 26-50		W-L RECORDS		RPI 51-100		RPI 101-150		RPI 150+		
6-4-0	0-0-0	0-1-0		OVERALL		0-1-0		3-0-0		3-2-0		
2-0-0	0-0-0	0-0-0		HOME		0-0-0		0-0-0		2-0-0		
4-4-0	0-0-0	0-1-0		AWAY		0-1-0		3-0-0		1-2-0		
0-0-0	0-0-0	0-0-0		NEUTRAL		0-0-0		0-0-0		0-0-0		
<hr/>												
5-3-0	0-0-0	0-1-0		NON-CONFERENCE		0-1-0		2-0-0		3-1-0		
2-0-0	0-0-0	0-0-0		HOME		0-0-0		0-0-0		2-0-0		
3-3-0	0-0-0	0-0-		AWAY		0-1-0		2-0-0		1-1-0		
0-0-0	0-0-0	0-0-0		NEUTRAL		0-0-0		0-0-0		0-0-0		
<hr/>												
1-1-0	0-0-0	0-0-0		CONFERENCE		0-0-0		1-0-0		0-1-0		
0-0-0	0-0-0	0-0-0		HOME		0-0-0		0-0-0		0-0-0		
1-1-0	0-0-0	0-0-0		AWAY		0-0-0		1-0-0		0-1-0		
0-0-0	0-0-0	0-0-0		NEUTRAL		0-0-0		0-0-0		0-0-0		
<hr/>												
RPI	S	Opponent	Score	RPI	S	Opponent	Score	RPI	S	Opponent	Score	
				45	A	Utah	0 3	85	A	Illinois St.	1 2	
										110	A UNLV	1 0
										125	A UIC	1 0
										138	A Marquette	5 1
										163	A South Dakota St.	0 1
										183	H Weber St.	2 1
										231	A South Dakota	1 0
										278	A Nevada	0 1
										300	H Idaho St.	3 0
<hr/>												
LAST 10 GAMES												
				278	A	Nevada	0 1	110	A	UNLV	1 0	
				183	H	Weber St.	2 1	300	H	Idaho St.	3 0	
				45	A	Utah	0 3	125	A	UIC	1 0	
				231	A	South Dakota	1 0	85	A	Illinois St.	1 2	
				163	A	South Dakota St.	0 1	138	A	Marquette	5 1	

Non-Div. I Games:

Utah St.

Average RPI Win: 179		WON-LOST RECORD	WINNING PCT. RANK		LAST 10 GAMES	STRENGTH OF SCHEDULE	OPP. STRENGTH OF SCHEDULE	TEAM RPI	ADJ RPI	CONF. RPI	ADJ CONF. RPI						
Average RPI Loss: 110																	
DIV. I ONLY		3-7-1	.31818	258	3-6-1	68	176	162	.49962	160	18	18					
DIV. I NON-CONF.		3-6-1	.35	243	3-5-1	63	181	144	.50924	143	17	17					
<hr/>																	
TOTALS		RPI 1-25		RPI 26-50		W-L RECORDS		RPI 51-100		RPI 101-150		RPI 150+					
3-7-1		0-1-0		0-0-0		OVERALL		0-3-1		1-1-0		2-2-0					
2-4-1		0-0-0		0-0-0		HOME		0-2-1		0-0-0		2-2-0					
1-3-0		0-1-0		0-0-0		AWAY		0-1-0		1-1-0		0-0-0					
0-0-0		0-0-0		0-0-0		NEUTRAL		0-0-0		0-0-0		0-0-0					
3-6-1		0-1-0		0-0-0		NON-CONFERENCE		0-2-1		1-1-0		2-2-0					
2-3-1		0-0-0		0-0-0		HOME		0-1-1		0-0-0		2-2-0					
1-3-0		0-1-0		0-0-		AWAY		0-1-0		1-1-0		0-0-0					
0-0-0		0-0-0		0-0-0		NEUTRAL		0-0-0		0-0-0		0-0-0					
0-1-0		0-0-0		0-0-0		CONFERENCE		0-1-0		0-0-0		0-0-0					
0-1-0		0-0-0		0-0-0		HOME		0-1-0		0-0-0		0-0-0					
0-0-0		0-0-0		0-0-0		AWAY		0-0-0		0-0-0		0-0-0					
0-0-0		0-0-0		0-0-0		NEUTRAL		0-0-0		0-0-0		0-0-0					
RPI	S	Opponent		Score		RPI	S	Opponent		Score		RPI	S	Opponent		Score	
20	A	Colorado		0 2													

Non-Div. I Games:

Drake

Average RPI Win: 257		WON-LOST RECORD		WINNING PCT. RANK		LAST 10 GAMES		STRENGTH OF SCHEDULE		OPP. STRENGTH OF SCHEDULE		TEAM RPI		ADJ RPI		CONF. RPI		ADJ CONF. RPI			
DIV. I ONLY		5-5-0		.5 160		5-5-0		146		229		160		.49876 162		14		14			
DIV. I NON-CONF.		5-5-0		.5 157		5-5-0		140		238		156		.49876 160		14		14			
TOTALS		RPI 1-25		RPI 26-50		W-L RECORDS		RPI 51-100		RPI 101-150		RPI 150+									
5-5-0		0-0-0		0-1-0		OVERALL		0-2-0		0-1-0		5-1-0									
2-2-0		0-0-0		0-0-0		HOME		0-0-0		0-1-0		2-1-0									
3-3-0		0-0-0		0-1-0		AWAY		0-2-0		0-0-0		3-0-0									
0-0-0		0-0-0		0-0-0		NEUTRAL		0-0-0		0-0-0		0-0-0									
5-5-0		0-0-0		0-1-0		NON-CONFERENCE		0-2-0		0-1-0		5-1-0									
2-2-0		0-0-0		0-0-0		HOME		0-0-0		0-1-0		2-1-0									
3-3-0		0-0-0		0-0-		AWAY		0-2-0		0-0-0		3-0-0									
0-0-0		0-0-0		0-0-0		NEUTRAL		0-0-0		0-0-0		0-0-0									
0-0-0		0-0-0		0-0-0		CONFERENCE		0-0-0		0-0-0		0-0-0									
0-0-0		0-0-0		0-0-0		HOME		0-0-0		0-0-0		0-0-0									
0-0-0		0-0-0		0-0-0		AWAY		0-0-0		0-0-0		0-0-0									
0-0-0		0-0-0		0-0-0		NEUTRAL		0-0-0		0-0-0		0-0-0									
RPI	S	Opponent		Score		RPI	S	Opponent		Score		RPI	S	Opponent		Score					
				34	A	Oregon St.		0	3	52	A	San Francisco		2	3	145	H	Saint Mary's (CA)		0	1
										80	A	Tennessee		0	1	174	H	Sacramento St.		3	1
																245	H	Toledo		3	1
																278	A	Nevada		1	0
																279	H	Green Bay		0	1
																280	A	Portland St.		2	0
																310	A	Pacific		3	0
LAST 10 GAMES																					
				52	A	San Francisco		2	3	145	H	Saint Mary's (CA)		0	1						
				280	A	Portland St.		2	0	278	A	Nevada		1	0						
				279	H	Green Bay		0	1	80	A	Tennessee		0	1						
				310	A	Pacific		3	0	245	H	Toledo		3	1						
				174	H	Sacramento St.		3	1	34	A	Oregon St.		0	3						

Non-Div. I Games:

UC Davis

Average RPI Win: 205		WON-LOST	WINNING	LAST 10	STRENGTH OF		OPP. STRENGTH	TEAM	ADJ	CONF.	ADJ CONF.
Average RPI Loss: 114		RECORD	PCT. RANK	GAMES	SCHEDULE		OF SCHEDULE	RPI	RPI	RPI	RPI
DIV. I ONLY		8-3-0	.72727	50	7-3-0		320	44	163	.49857	163
DIV. I NON-CONF.		8-3-0	.72727	61	7-3-0		316	42	162	.49857	162
TOTALS		RPI 1-25	RPI 26-50		W-L RECORDS		RPI 51-100		RPI 101-150		RPI 150+
8-3-0		0-0-0	0-1-0		OVERALL		0-0-0		2-1-0		6-1-0
5-0-0		0-0-0	0-0-0		HOME		0-0-0		1-0-0		4-0-0
3-3-0		0-0-0	0-1-0		AWAY		0-0-0		1-1-0		2-1-0
0-0-0		0-0-0	0-0-0		NEUTRAL		0-0-0		0-0-0		0-0-0
8-3-0		0-0-0	0-1-0		NON-CONFERENCE		0-0-0		2-1-0		6-1-0
5-0-0		0-0-0	0-0-0		HOME		0-0-0		1-0-0		4-0-0
3-3-0		0-0-0	0-0-		AWAY		0-0-0		1-1-0		2-1-0
0-0-0		0-0-0	0-0-0		NEUTRAL		0-0-0		0-0-0		0-0-0
0-0-0		0-0-0	0-0-0		CONFERENCE		0-0-0		0-0-0		0-0-0
0-0-0		0-0-0	0-0-0		HOME		0-0-0		0-0-0		0-0-0
0-0-0		0-0-0	0-0-0		AWAY		0-0-0		0-0-0		0-0-0
0-0-0		0-0-0	0-0-0		NEUTRAL		0-0-0		0-0-0		0-0-0
RPI S	Opponent	Score	RPI S	Opponent	Score	RPI S	Opponent	Score	RPI S	Opponent	Score
			42 A	Creighton	0 1				139 A	Kansas St.	0 2
									140 H	Hawaii	1 0
									141 A	Minnesota	1 0
									160 A	Drake	0 1
									160 H	Utah St.	1 0
									191 H	Eastern Wash.	1 0
									217 A	Northern Ill.	3 0
									224 A	UNI	2 0
									264 H	New Mexico St.	4 0
									300 H	Idaho St.	2 0
LAST 10 GAMES											
			264 H	New Mexico St.	4 0		217 A	Northern Ill.	3 0		
			160 A	Drake	0 1		224 A	UNI	2 0		
			139 A	Kansas St.	0 2		141 A	Minnesota	1 0		
			42 A	Creighton	0 1		191 H	Eastern Wash.	1 0		
			300 H	Idaho St.	2 0		140 H	Hawaii	1 0		

Non-Div. I Games:

South Dakota St.

Average RPI Win:	270	WON-LOST RECORD	WINNING PCT. RANK	LAST 10 GAMES	STRENGTH OF SCHEDULE	OPP. STRENGTH OF SCHEDULE	TEAM RPI	ADJ RPI	CONF. RPI	ADJ CONF. RPI	
Average RPI Loss:	67										
DIV. I ONLY		5-4-0	.55556 138	5-4-0	223	136	164	.49818 164	26	26	
DIV. I NON-CONF.		2-3-0	.4 208	2-3-0	72	113	130	.52038 129	24	24	
<hr/>											
TOTALS	RPI 1-25	RPI 26-50		W-L RECORDS	RPI 51-100		RPI 101-150		RPI 150+		
5-4-0	0-1-0	0-1-0		OVERALL	0-1-0		0-1-0		5-0-0		
3-0-0	0-0-0	0-0-0		HOME	0-0-0		0-0-0		3-0-0		
2-3-0	0-0-0	0-1-0		AWAY	0-1-0		0-1-0		2-0-0		
0-1-0	0-1-0	0-0-0		NEUTRAL	0-0-0		0-0-0		0-0-0		
<hr/>											
2-3-0	0-1-0	0-1-0		NON-CONFERENCE	0-0-0		0-1-0		2-0-0		
1-0-0	0-0-0	0-0-0		HOME	0-0-0		0-0-0		1-0-0		
1-2-0	0-0-0	0-0-		AWAY	0-0-0		0-1-0		1-0-0		
0-1-0	0-1-0	0-0-0		NEUTRAL	0-0-0		0-0-0		0-0-0		
<hr/>											
3-1-0	0-0-0	0-0-0		CONFERENCE	0-1-0		0-0-0		3-0-0		
2-0-0	0-0-0	0-0-0		HOME	0-0-0		0-0-0		2-0-0		
1-1-0	0-0-0	0-0-0		AWAY	0-1-0		0-0-0		1-0-0		
0-0-0	0-0-0	0-0-0		NEUTRAL	0-0-0		0-0-0		0-0-0		
<hr/>											
RPI S	Opponent	Score	RPI S	Opponent	Score	RPI S	Opponent	Score	RPI S	Opponent	Score
12 N	Arkansas	0 5	43 A	Ole Miss	0 2	81 A	Murray St.	0 5	132 A	Arkansas St.	0 1
									175 H	Southern Miss.	3 2
									269 A	Austin Peay	2 1
									298 H	Belmont	2 1
									301 A	Evansville	2 1
									308 H	Eastern Ill.	1 0
<hr/>											
			LAST 10 GAMES								
			81 A	Murray St.	0 5	269 A	Austin Peay	2 1			
			12 N	Arkansas	0 5	308 H	Eastern Ill.	1 0			
			43 A	Ole Miss	0 2	298 H	Belmont	2 1			
			175 H	Southern Miss.	3 2	132 A	Arkansas St.	0 1			
						301 A	Evansville	2 1			

Non-Div. I Games:

Southeast Mo. St.

Average RPI Win:		265	WON-LOST RECORD		WINNING PCT. RANK	LAST 10 GAMES		STRENGTH OF SCHEDULE	OPP. STRENGTH OF SCHEDULE	TEAM RPI	ADJ RPI	CONF. RPI	ADJ CONF. RPI										
Average RPI Loss:		62																					
DIV. I ONLY			1-9-0		.1	326		1-9-0	5	152	165	.4963	165	14	14								
DIV. I NON-CONF.			1-9-0		.1	329		1-9-0	4	162	167	.4963	167	14	14								
TOTALS		RPI 1-25		RPI 26-50		W-L RECORDS		RPI 51-100		RPI 101-150		RPI 150+											
1-9-0		0-3-0		0-0-0		OVERALL		0-4-0		0-2-0		1-0-0											
1-4-0		0-0-0		0-0-0		HOME		0-3-0		0-1-0		1-0-0											
0-4-0		0-2-0		0-0-0		AWAY		0-1-0		0-1-0		0-0-0											
0-1-0		0-1-0		0-0-0		NEUTRAL		0-0-0		0-0-0		0-0-0											
1-9-0		0-3-0		0-0-0		NON-CONFERENCE		0-4-0		0-2-0		1-0-0											
1-4-0		0-0-0		0-0-0		HOME		0-3-0		0-1-0		1-0-0											
0-4-0		0-2-0		0-0-		AWAY		0-1-0		0-1-0		0-0-0											
0-1-0		0-1-0		0-0-0		NEUTRAL		0-0-0		0-0-0		0-0-0											
0-0-0		0-0-0		0-0-0		CONFERENCE		0-0-0		0-0-0		0-0-0											
0-0-0		0-0-0		0-0-0		HOME		0-0-0		0-0-0		0-0-0											
0-0-0		0-0-0		0-0-0		AWAY		0-0-0		0-0-0		0-0-0											
0-0-0		0-0-0		0-0-0		NEUTRAL		0-0-0		0-0-0		0-0-0											
RPI	S	Opponent		Score		RPI	S	Opponent		Score		RPI	S	Opponent		Score							
8	A	BYU		2	4			53	H	California		0	1	101	A	Arizona St.		1	3				
9	A	Virginia		0	7			55	A	Arizona		0	4	148	H	Iowa St.		0	1				
22	N	Texas Tech		2	4			68	H	Vanderbilt		0	1	265	H	Northern Colo.		2	0				
								91	H	UCF		0	1										
LAST 10 GAMES																							
8	A	BYU		2	4	22	N	Texas Tech		2	4	53	H	California		0	1	101	A	Arizona St.		1	3
91	H	UCF		0	1	55	A	Arizona		0	4	148	H	Iowa St.		0	1	265	H	Northern Colo.		2	0
68	H	Vanderbilt		0	1																		
148	H	Iowa St.		0	1																		
9	A	Virginia		0	7																		

Non-Div. I Games:

UC Irvine

Average RPI Win: 227		WON-LOST RECORD		WINNING PCT. RANK		LAST 10 GAMES		STRENGTH OF SCHEDULE		OPP. STRENGTH OF SCHEDULE		TEAM RPI		ADJ RPI		CONF. RPI		ADJ CONF. RPI	
DIV. I ONLY		4-6-1		.40909 208		3-6-1		112		186		166		.49587 166		10		10	
DIV. I NON-CONF.		3-4-0		.42857 199		2-4-0		182		206		195		.47503 194		11		11	
TOTALS		RPI 1-25		RPI 26-50		W-L RECORDS		RPI 51-100		RPI 101-150		RPI 150+							
4-6-1		0-0-0		0-0-0		OVERALL		1-3-1		0-2-0		3-1-0							
1-2-1		0-0-0		0-0-0		HOME		0-1-1		0-0-0		1-1-0							
3-3-0		0-0-0		0-0-0		AWAY		1-2-0		0-1-0		2-0-0							
0-1-0		0-0-0		0-0-0		NEUTRAL		0-0-0		0-1-0		0-0-0							
3-4-0		0-0-0		0-0-0		NON-CONFERENCE		1-1-0		0-2-0		2-1-0							
1-1-0		0-0-0		0-0-0		HOME		0-0-0		0-0-0		1-1-0							
2-2-0		0-0-0		0-0-		AWAY		1-1-0		0-1-0		1-0-0							
0-1-0		0-0-0		0-0-0		NEUTRAL		0-0-0		0-1-0		0-0-0							
1-2-1		0-0-0		0-0-0		CONFERENCE		0-2-1		0-0-0		1-0-0							
0-1-1		0-0-0		0-0-0		HOME		0-1-1		0-0-0		0-0-0							
1-1-0		0-0-0		0-0-0		AWAY		0-1-0		0-0-0		1-0-0							
0-0-0		0-0-0		0-0-0		NEUTRAL		0-0-0		0-0-0		0-0-0							
RPI	S	Opponent		Score	RPI	S	Opponent		Score	RPI	S	Opponent		Score					
							70	A North Texas	0 3	113	N	Col. of Charleston		1 2					
							84	H Western Ky.	0 1	126	A	Samford		0 3					
							88	A UNCW	1 5	205	H	UT Martin		1 2					
							92	H Rice	2 2	240	A	UTSA		4 3					
							99	A Western Caro.	4 1	269	H	Austin Peay		4 0					
										301	A	Evansville		5 1					
LAST 10 GAMES																			
							70	A North Texas	0 3	240	A	UTSA		4 3					
							92	H Rice	2 2	113	N	Col. of Charleston		1 2					
							84	H Western Ky.	0 1	88	A	UNCW		1 5					
							99	A Western Caro.	4 1	205	H	UT Martin		1 2					
							269	H Austin Peay	4 0	126	A	Samford		0 3					

Non-Div. I Games:

Middle Tenn.

Average RPI Win:	222	WON-LOST RECORD	WINNING PCT. RANK	LAST 10 GAMES	STRENGTH OF SCHEDULE	OPP. STRENGTH OF SCHEDULE	TEAM RPI	ADJ RPI	CONF. RPI	ADJ CONF. RPI	
DIV. I ONLY		4-6-1	.40909 208	4-6-0	124	141	167	.49528 167	9	9	
DIV. I NON-CONF.		3-5-1	.38889 211	3-5-0	102	139	152	.50326 152	9	9	

TOTALS	RPI 1-25	RPI 26-50		W-L RECORDS	RPI 51-100		RPI 101-150		RPI 150+		
4-6-1	0-1-0	0-1-0		OVERALL	0-1-0		1-2-0		3-1-1		
0-2-1	0-0-0	0-1-0		HOME	0-1-0		0-0-0		0-0-1		
4-4-0	0-1-0	0-0-0		AWAY	0-0-0		1-2-0		3-1-0		
0-0-0	0-0-0	0-0-0		NEUTRAL	0-0-0		0-0-0		0-0-0		
3-5-1	0-1-0	0-1-0		NON-CONFERENCE	0-1-0		1-2-0		2-0-1		
0-2-1	0-0-0	0-1-0		HOME	0-1-0		0-0-0		0-0-1		
3-3-0	0-1-0	0-0-		AWAY	0-0-0		1-2-0		2-0-0		
0-0-0	0-0-0	0-0-0		NEUTRAL	0-0-0		0-0-0		0-0-0		
1-1-0	0-0-0	0-0-0		CONFERENCE	0-0-0		0-0-0		1-1-0		
0-0-0	0-0-0	0-0-0		HOME	0-0-0		0-0-0		0-0-0		
1-1-0	0-0-0	0-0-0		AWAY	0-0-0		0-0-0		1-1-0		
0-0-0	0-0-0	0-0-0		NEUTRAL	0-0-0		0-0-0		0-0-0		
RPI	S	Opponent	Score	RPI	S	Opponent	Score	RPI	S	Opponent	Score
9	A	Virginia	0 4	39	H	NC State	2 5	86	H	Old Dominion	1 2
								102	A	UNC Greensboro	0 1
								112	A	Charlotte	1 0
								142	A	Radford	0 1
								168	A	UConn	1 0
								182	H	Richmond	1 1
								213	A	Temple	0 1
								287	A	UNC Asheville	5 0
								321	A	VMI	3 0
LAST 10 GAMES											
213	A	Temple	0 1	102	A	UNC Greensboro	0 1				
168	A	UConn	1 0	39	H	NC State	2 5				
287	A	UNC Asheville	5 0	112	A	Charlotte	1 0				
142	A	Radford	0 1	86	H	Old Dominion	1 2				
9	A	Virginia	0 4	321	A	VMI	3 0				

Non-Div. I Games:

East Carolina

U
C
o
n
n

UConn

Average RPI Win:		205	WON-LOST RECORD		WINNING PCT. RANK		LAST 10 GAMES		STRENGTH OF SCHEDULE		OPP. STRENGTH OF SCHEDULE		TEAM RPI		ADJ RPI		CONF. RPI		ADJ CONF. RPI	
DIV. I ONLY			3-6-2		.36364 235		2-6-2		109		114		169		.49332 169		11		11	
DIV. I NON-CONF.			2-6-1		.27778 270		1-6-1		61		74		153		.50236 153		10		10	
TOTALS		RPI 1-25		RPI 26-50		W-L RECORDS		RPI 51-100		RPI 101-150		RPI 150+								
3-6-2		0-2-0		0-0-0		OVERALL		0-3-0		1-1-0		2-0-2								
3-0-1		0-0-0		0-0-0		HOME		0-0-0		1-0-0		2-0-1								
0-6-1		0-2-0		0-0-0		AWAY		0-3-0		0-1-0		0-0-1								
0-0-0		0-0-0		0-0-0		NEUTRAL		0-0-0		0-0-0		0-0-0								
2-6-1		0-2-0		0-0-0		NON-CONFERENCE		0-3-0		1-1-0		1-0-1								
2-0-1		0-0-0		0-0-0		HOME		0-0-0		1-0-0		1-0-1								
0-6-0		0-2-0		0-0-		AWAY		0-3-0		0-1-0		0-0-0								
0-0-0		0-0-0		0-0-0		NEUTRAL		0-0-0		0-0-0		0-0-0								
1-0-1		0-0-0		0-0-0		CONFERENCE		0-0-0		0-0-0		1-0-1								
1-0-0		0-0-0		0-0-0		HOME		0-0-0		0-0-0		1-0-0								
0-0-1		0-0-0		0-0-0		AWAY		0-0-0		0-0-0		0-0-1								
0-0-0		0-0-0		0-0-0		NEUTRAL		0-0-0		0-0-0		0-0-0								
RPI	S	Opponent		Score		RPI	S	Opponent		Score		RPI	S	Opponent		Score				
6	A	South Carolina		0	3			62	A	Northwestern		1	2	106	H	George Washington		2	0	
9	A	Virginia		1	8			86	A	Old Dominion		0	5	128	A	Liberty		2	4	
								94	A	Princeton		0	1	212	H	High Point		1	0	
														232	A	James Madison		2	2	
														248	H	Fairleigh Dickinson		1	1	
														297	H	Towson		2	1	
LAST 10 GAMES																				
						297	H	Towson		2	1	94	A	Princeton		0	1			
						232	A	James Madison		2	2	86	A	Old Dominion		0	5			
						62	A	Northwestern		1	2	9	A	Virginia		1	8			
						128	A	Liberty		2	4	248	H	Fairleigh Dickinson		1	1			
						6	A	South Carolina		0	3	212	H	High Point		1	0			

Non-Div. I Games:

William & Mary

[illegible]

Non-Div. I Games:

Binghamton

Average RPI Win: 260		WON-LOST RECORD		WINNING PCT. RANK		LAST 10 GAMES		STRENGTH OF SCHEDULE		OPP. STRENGTH OF SCHEDULE		TEAM RPI		ADJ RPI		CONF. RPI		ADJ CONF. RPI	
DIV. I ONLY		4-3-1		.5625 136		4-3-1		199		262		171		.49299 171		6		6	
DIV. I NON-CONF.		4-2-1		.64286 89		4-2-1		231		271		168		.49583 168		6		6	
TOTALS		RPI 1-25		RPI 26-50		W-L RECORDS		RPI 51-100		RPI 101-150		RPI 150+							
4-3-1		0-0-0		0-0-0		OVERALL		0-1-0		0-0-0		4-2-1							
2-1-1		0-0-0		0-0-0		HOME		0-1-0		0-0-0		2-0-1							
2-2-0		0-0-0		0-0-0		AWAY		0-0-0		0-0-0		2-2-0							
0-0-0		0-0-0		0-0-0		NEUTRAL		0-0-0		0-0-0		0-0-0							
4-2-1		0-0-0		0-0-0		NON-CONFERENCE		0-0-0		0-0-0		4-2-1							
2-0-1		0-0-0		0-0-0		HOME		0-0-0		0-0-0		2-0-1							
2-2-0		0-0-0		0-0-		AWAY		0-0-0		0-0-0		2-2-0							
0-0-0		0-0-0		0-0-0		NEUTRAL		0-0-0		0-0-0		0-0-0							
0-1-0		0-0-0		0-0-0		CONFERENCE		0-1-0		0-0-0		0-0-0							
0-1-0		0-0-0		0-0-0		HOME		0-1-0		0-0-0		0-0-0							
0-0-0		0-0-0		0-0-0		AWAY		0-0-0		0-0-0		0-0-0							
0-0-0		0-0-0		0-0-0		NEUTRAL		0-0-0		0-0-0		0-0-0							
RPI	S	Opponent		Score		RPI	S	Opponent		Score		RPI	S	Opponent		Score			

Average RPI Win:		246	WON-LOST		WINNING		LAST 10		STRENGTH OF		OPP. STRENGTH		TEAM	ADJ		CONF.	ADJ CONF.	
Average RPI Loss:		131	RECORD		PCT. RANK		GAMES		SCHEDULE		OF SCHEDULE		RPI	RPI		RPI	RPI	
DIV. I ONLY			4-5-1		.45		189		4-5-1		139		209		172		.49296	
DIV. I NON-CONF.			2-4-1		.35714		234		2-4-1		157		143		201		.47104	
TOTALS		RPI 1-25		RPI 26-50		W-L RECORDS		RPI 51-100		RPI 101-150		RPI 150+						
4-5-1		0-1-0		0-0-0		OVERALL		0-2-0		0-0-0		4-2-1						
3-2-1		0-0-0		0-0-0		HOME		0-1-0		0-0-0		3-1-1						
1-3-0		0-1-0		0-0-0		AWAY		0-1-0		0-0-0		1-1-0						
0-0-0		0-0-0		0-0-0		NEUTRAL		0-0-0		0-0-0		0-0-0						
2-4-1		0-1-0		0-0-0		NON-CONFERENCE		0-2-0		0-0-0		2-1-1						
1-1-1		0-0-0		0-0-0		HOME		0-1-0		0-0-0		1-0-1						
1-3-0		0-1-0		0-0-		AWAY		0-1-0		0-0-0		1-1-0						
0-0-0		0-0-0		0-0-0		NEUTRAL		0-0-0		0-0-0		0-0-0						
2-1-0		0-0-0		0-0-0		CONFERENCE		0-0-0		0-0-0		2-1-0						
2-1-0		0-0-0		0-0-0		HOME		0-0-0		0-0-0		2-1-0						
0-0-0		0-0-0		0-0-0		AWAY		0-0-0		0-0-0		0-0-0						
0-0-0		0-0-0		0-0-0		NEUTRAL		0-0-0		0-0-0		0-0-0						
RPI	S	Opponent		Score		RPI	S	Opponent		Score		RPI	S	Opponent		Score		
2	A	Clemson		0 6								88	A	UNCW		1 3		
								100		H	North Florida		0 2					
												182		H	Richmond		3 3	
												207		H	Appalachian St.		1 0	
												214		A	Campbell		0 2	
												215		H	Troy		2 1	
												250		H	Ga. Southern		0 1	
												271		A	Gardner-Webb		3 1	
												291		H	Jacksonville		3 1	
						</												

Average RPI Win: 198		WON-LOST RECORD	WINNING PCT. RANK	LAST 10 GAMES	STRENGTH OF SCHEDULE	OPP. STRENGTH OF SCHEDULE	TEAM RPI	ADJ RPI	CONF. RPI	ADJ CONF. RPI				
Average RPI Loss: 120														
DIV. I ONLY		4-6-1	.40909 208	4-5-1	158	103	175	.49265 173	21	21				
DIV. I NON-CONF.		4-6-1	.40909 207	4-5-1	158	94	178	.49265 174	21	21				
<hr/>														
TOTALS		RPI 1-25	RPI 26-50		W-L RECORDS		RPI 51-100		RPI 101-150		RPI 150+			
4-6-1		0-1-0	1-1-1		OVERALL		0-1-0		0-1-0		3-2-0			
2-3-0		0-1-0	0-1-0		HOME		0-0-0		0-0-0		2-1-0			
2-3-1		0-0-0	1-0-1		AWAY		0-1-0		0-1-0		1-1-0			
0-0-0		0-0-0	0-0-0		NEUTRAL		0-0-0		0-0-0		0-0-0			
4-6-1		0-1-0	1-1-1		NON-CONFERENCE		0-1-0		0-1-0		3-2-0			
2-3-0		0-1-0	0-1-0		HOME		0-0-0		0-0-0		2-1-0			
2-3-1		0-0-0	1-1-		AWAY		0-1-0		0-1-0		1-1-0			
0-0-0		0-0-0	0-0-0		NEUTRAL		0-0-0		0-0-0		0-0-0			
0-0-0		0-0-0	0-0-0		CONFERENCE		0-0-0		0-0-0		0-0-0			
0-0-0		0-0-0	0-0-0		HOME		0-0-0		0-0-0		0-0-0			
0-0-0		0-0-0	0-0-0		AWAY		0-0-0		0-0-0		0-0-0			
0-0-0		0-0-0	0-0-0		NEUTRAL		0-0-0		0-0-0		0-0-0			
<hr/>														
RPI	S	Opponent	Score		RPI	S	Opponent	Score		RPI	S	Opponent	Score	
7	H	Southern California	2	3	27	H	Washington St.	0	4	93	A	Gonzaga	0	4
					28	A	Portland	3	2					
					36	A	Washington	0	0					

Non-Div. I Games:

Seattle U

Average RPI Win:	236	WON-LOST	WINNING	LAST 10	STRENGTH OF	OPP. STRENGTH	TEAM	ADJ	CONF.	ADJ CONF.		
Average RPI Loss:	162	RECORD	PCT. RANK	GAMES	SCHEDULE	OF SCHEDULE	RPI	RPI	RPI	RPI		
DIV. I ONLY	6-1-4	.72727	50	6-0-4	311	155	173	.49228	174	25	25	
DIV. I NON-CONF.	6-1-2	.77778	45	6-0-2	260	194	125	.5246	127	22	22	
<hr/>												
TOTALS	RPI 1-25	RPI 26-50		W-L RECORDS		RPI 51-100		RPI 101-150		RPI 150+		
6-1-4	0-0-0	0-0-0		OVERALL		0-0-0		1-0-1		5-1-3		
4-0-1	0-0-0	0-0-0		HOME		0-0-0		1-0-0		3-0-1		
1-1-3	0-0-0	0-0-0		AWAY		0-0-0		0-0-1		1-1-2		
1-0-0	0-0-0	0-0-0		NEUTRAL		0-0-0		0-0-0		1-0-0		
<hr/>												
6-1-2	0-0-0	0-0-0		NON-CONFERENCE		0-0-0		1-0-1		5-1-1		
4-0-1	0-0-0	0-0-0		HOME		0-0-0		1-0-0		3-0-1		
1-1-1	0-0-0	0-0-		AWAY		0-0-0		0-0-1		1-1-0		
1-0-0	0-0-0	0-0-0		NEUTRAL		0-0-0		0-0-0		1-0-0		
<hr/>												
0-0-2	0-0-0	0-0-0		CONFERENCE		0-0-0		0-0-0		0-0-2		
0-0-0	0-0-0	0-0-0		HOME		0-0-0		0-0-0		0-0-0		
0-0-2	0-0-0	0-0-0		AWAY		0-0-0		0-0-0		0-0-2		
0-0-0	0-0-0	0-0-0		NEUTRAL		0-0-0		0-0-0		0-0-0		
<hr/>												
RPI	S	Opponent	Score	RPI	S	Opponent	Score	RPI	S	Opponent	Score	
								121	H	San Jose St.	2	1
								140	A	Hawaii	0	0
								158	H	California Baptist	2	2
								162	A	UC Davis	1	3
								183	A	Weber St.	1	1
								220	H	Cal Poly	3	1
								239	A	CSU Bakersfield	2	0
								245	H	Toledo	2	0
								278	N	Nevada	1	0
								300	A	Idaho St.	2	2
								310	H	Pacific	2	0
								<hr/>				
LAST 10 GAMES												
300	A	Idaho St.	2	2	121	H	San Jose St.	2	1			
183	A	Weber St.	1	1	158	H	California Baptist	2	2			
239	A	CSU Bakersfield	2	0	310	H	Pacific	2	0			
245	H	Toledo	2	0	278	N	Nevada	1	0			
220	H	Cal Poly	3	1	140	A	Hawaii	0	0			

Non-Div. I Games:

Sacramento St.

Average RPI Win: 209		WON-LOST	WINNING	LAST 10	STRENGTH OF		OPP. STRENGTH	TEAM	ADJ	CONF.	ADJ CONF.
Average RPI Loss: 132		RECORD	PCT. RANK	GAMES	SCHEDULE		OF SCHEDULE	RPI	RPI	RPI	RPI
DIV. I ONLY		5-5-0	.5	160	5-5-0		182	197	174	.49067	175
DIV. I NON-CONF.		5-3-0	.625	96	5-3-0		241	229	173	.49349	173
TOTALS		RPI 1-25	RPI 26-50		W-L RECORDS		RPI 51-100		RPI 101-150		RPI 150+
5-5-0	0-0-0	0-0-0		OVERALL		1-3-0		1-0-0		3-2-0	
3-0-0	0-0-0	0-0-0		HOME		0-0-0		1-0-0		2-0-0	
2-5-0	0-0-0	0-0-0		AWAY		1-3-0		0-0-0		1-2-0	
0-0-0	0-0-0	0-0-0		NEUTRAL		0-0-0		0-0-0		0-0-0	
5-3-0	0-0-0	0-0-0		NON-CONFERENCE		1-1-0		1-0-0		3-2-0	
3-0-0	0-0-0	0-0-0		HOME		0-0-0		1-0-0		2-0-0	
2-3-0	0-0-0	0-0-		AWAY		1-1-0		0-0-0		1-2-0	
0-0-0	0-0-0	0-0-0		NEUTRAL		0-0-0		0-0-0		0-0-0	
0-2-0	0-0-0	0-0-0		CONFERENCE		0-2-0		0-0-0		0-0-0	
0-0-0	0-0-0	0-0-0		HOME		0-0-0		0-0-0		0-0-0	
0-2-0	0-0-0	0-0-0		AWAY		0-2-0		0-0-0		0-0-0	
0-0-0	0-0-0	0-0-0		NEUTRAL		0-0-0		0-0-0		0-0-0	
RPI S	Opponent	Score	RPI S	Opponent	Score	RPI S	Opponent	Score	RPI S	Opponent	Score
						66 A	Auburn	2 0	129 H	South Alabama	1 0
						70 A	North Texas	0 1	164 A	Southeast Mo. St.	2 3
						75 A	Missouri	0 1	196 A	Lamar University	2 1
						84 A	Western Ky.	0 1	266 A	La.-Monroe	0 1
									322 H	Jackson St.	2 0
									332 H	Mississippi Val.	8 0
LAST 10 GAMES											
						70 A	North Texas	0 1	332 H	Mississippi Val.	8 0
						84 A	Western Ky.	0 1	129 H	South Alabama	1 0
						322 H	Jackson St.	2 0	266 A	La.-Monroe	0 1
						66 A	Auburn	2 0	196 A	Lamar University	2 1
						75 A	Missouri	0 1	164 A	Southeast Mo. St.	2 3

Non-Div. I Games:

Southern Miss.

Average RPI Win:		284	WON-LOST RECORD		WINNING PCT. RANK		LAST 10 GAMES		STRENGTH OF SCHEDULE		OPP. STRENGTH OF SCHEDULE		TEAM RPI		ADJ RPI		CONF. RPI		ADJ CONF. RPI			
DIV. I ONLY			5-5-0	.5	160	5-5-0		159	278	176	.48874	176	24	24								
DIV. I NON-CONF.			4-4-0	.5	157	4-4-0		147	260	171	.49477	171	25	25								
TOTALS		RPI 1-25		RPI 26-50		W-L RECORDS		RPI 51-100		RPI 101-150		RPI 150+										
5-5-0		0-0-0		0-1-0		OVERALL		0-1-0		0-0-0		5-3-0										
3-2-0		0-0-0		0-0-0		HOME		0-0-0		0-0-0		3-2-0										
1-2-0		0-0-0		0-1-0		AWAY		0-1-0		0-0-0		1-0-0										
1-1-0		0-0-0		0-0-0		NEUTRAL		0-0-0		0-0-0		1-1-0										
4-4-0		0-0-0		0-1-0		NON-CONFERENCE		0-1-0		0-0-0		4-2-0										
3-1-0		0-0-0		0-0-0		HOME		0-0-0		0-0-0		3-1-0										
0-2-0		0-0-0		0-0-		AWAY		0-1-0		0-0-0		0-0-0										
1-1-0		0-0-0		0-0-0		NEUTRAL		0-0-0		0-0-0		1-1-0										
1-1-0		0-0-0		0-0-0		CONFERENCE		0-0-0		0-0-0		1-1-0										
0-1-0		0-0-0		0-0-0		HOME		0-0-0		0-0-0		0-1-0										
1-0-0		0-0-0		0-0-0		AWAY		0-0-0		0-0-0		1-0-0										
0-0-0		0-0-0		0-0-0		NEUTRAL		0-0-0		0-0-0		0-0-0										
RPI	S	Opponent		Score		RPI	S	Opponent		Score		RPI	S	Opponent		Score						
						29	A	Boston College	0	2		60	A	Dartmouth	0	1	170	H	Binghamton	0	2	
																		177	H	Rhode Island	0	1
																		218	H	Army West Point	1	0
																		238	N	North Dakota St.	0	1
																		253	H	Sacred Heart	3	0
																		304	H	Marist	5	0
																		320	N	Merrimack	3	1
																		323	A	UMBC	2	0
LAST 10 GAMES																						
						170	H	Binghamton	0	2	29	A	Boston College	0	2			304	H	Marist	5	0
						323	A	UMBC	2	0								238	N	North Dakota St.	0	1
						218	H	Army West Point	1	0								320	N	Merrimack	3	1
						60	A	Dartmouth	0	1								253	H	Sacred Heart	3	0
						177	H	Rhode Island	0	1												

Non-Div. I Games:

New Hampshire

Average RPI Win: 244		WON-LOST	WINNING	LAST 10	STRENGTH OF		OPP. STRENGTH	TEAM	ADJ	CONF.	ADJ CONF.
Average RPI Loss: 100		RECORD	PCT. RANK	GAMES	SCHEDULE		OF SCHEDULE	RPI	RPI	RPI	RPI
DIV. I ONLY		3-5-3	.40909	208	2-5-3		122	206	177	.48861	177
DIV. I NON-CONF.		3-3-2	.5	157	2-3-2		159	222	164	.49758	164
TOTALS		RPI 1-25	RPI 26-50		W-L RECORDS		RPI 51-100		RPI 101-150		RPI 150+
3-5-3		0-0-0	0-0-0		OVERALL		0-2-0		0-2-0		3-1-3
1-2-1		0-0-0	0-0-0		HOME		0-1-0		0-1-0		1-0-1
2-3-2		0-0-0	0-0-0		AWAY		0-1-0		0-1-0		2-1-2
0-0-0		0-0-0	0-0-0		NEUTRAL		0-0-0		0-0-0		0-0-0
3-3-2		0-0-0	0-0-0		NON-CONFERENCE		0-1-0		0-1-0		3-1-2
1-0-1		0-0-0	0-0-0		HOME		0-0-0		0-0-0		1-0-1
2-3-1		0-0-0	0-0-		AWAY		0-1-0		0-1-0		2-1-1
0-0-0		0-0-0	0-0-0		NEUTRAL		0-0-0		0-0-0		0-0-0
0-2-1		0-0-0	0-0-0		CONFERENCE		0-1-0		0-1-0		0-0-1
0-2-0		0-0-0	0-0-0		HOME		0-1-0		0-1-0		0-0-0
0-0-1		0-0-0	0-0-0		AWAY		0-0-0		0-0-0		0-0-1
0-0-0		0-0-0	0-0-0		NEUTRAL		0-0-0		0-0-0		0-0-0
RPI S	Opponent	Score	RPI S	Opponent	Score	RPI S	Opponent	Score	RPI S	Opponent	Score
						59 H	Saint Louis	1 4	106 H	George Washington	0 2
						60 A	Dartmouth	0 2	123 A	Quinnipiac	0 1
									154 A	Boston U.	0 1
									176 A	New Hampshire	1 0
									197 A	Pittsburgh	1 1
									222 A	Dayton	0 0
									226 H	Holy Cross	1 1
									253 H	Sacred Heart	2 0
									302 A	Wagner	1 0
LAST 10 GAMES											
						106 H	George Washington	0 2	154 A	Boston U.	0 1
						222 A	Dayton	0 0	226 H	Holy Cross	1 1
						59 H	Saint Louis	1 4	253 H	Sacred Heart	2 0
						60 A	Dartmouth	0 2	197 A	Pittsburgh	1 1
						123 A	Quinnipiac	0 1	302 A	Wagner	1 0

Non-Div. I Games:

Rhode Island

Average RPI Win: 227		WON-LOST	WINNING	LAST 10	STRENGTH OF		OPP. STRENGTH	TEAM	ADJ		CONF.	ADJ CONF.						
Average RPI Loss: 111		RECORD	PCT. RANK	GAMES	SCHEDULE		OF SCHEDULE	RPI	RPI		RPI	RPI						
DIV. I ONLY		7-4-0	.63636	95	6-4-0		278	133	178	.48746	178	24	24					
DIV. I NON-CONF.		6-4-0	.6	120	5-4-0		303	115	205	.46879	205	25	25					
<hr/>																		
TOTALS		RPI 1-25		RPI 26-50		W-L RECORDS		RPI 51-100		RPI 101-150		RPI 150+						
7-4-0		0-0-0		0-1-0		OVERALL		0-1-0		2-0-0		5-2-0						
4-1-0		0-0-0		0-1-0		HOME		0-0-0		1-0-0		3-0-0						
3-3-0		0-0-0		0-0-0		AWAY		0-1-0		1-0-0		2-2-0						
0-0-0		0-0-0		0-0-0		NEUTRAL		0-0-0		0-0-0		0-0-0						
6-4-0		0-0-0		0-1-0		NON-CONFERENCE		0-1-0		2-0-0		4-2-0						
4-1-0		0-0-0		0-1-0		HOME		0-0-0		1-0-0		3-0-0						
2-3-0		0-0-0		0-0-		AWAY		0-1-0		1-0-0		1-2-0						
0-0-0		0-0-0		0-0-0		NEUTRAL		0-0-0		0-0-0		0-0-0						
1-0-0		0-0-0		0-0-0		CONFERENCE		0-0-0		0-0-0		1-0-0						
0-0-0		0-0-0		0-0-0		HOME		0-0-0		0-0-0		0-0-0						
1-0-0		0-0-0		0-0-0		AWAY		0-0-0		0-0-0		1-0-0						
0-0-0		0-0-0		0-0-0		NEUTRAL		0-0-0		0-0-0		0-0-0						
RPI	S	Opponent		Score		RPI	S	Opponent		Score		RPI	S	Opponent		Score		
				32	H	Hofstra	1	2	58	A	West Virginia	1	6	124	H	Northeastern	2	1
														130	A	Delaware	2	1
														154	A	Boston U.	0	2
														201	A	Saint Joseph's	0	1
														211	H	St. John's (NY)	1	0
														227	A	Maine	2	0
														228	H	Fordham	1	0
														331	H	Manhattan	2	1
														336	A	Delaware St.	5	0
<hr/>																		
LAST 10 GAMES																		
				336	A	Delaware St.	5	0	58	A	West Virginia	1	6					
				154	A	Boston U.	0	2	32	H	Hofstra	1	2					
				227	A	Maine	2	0	211	H	St. John's (NY)	1	0					
				228	H	Fordham	1	0	201	A	Saint Joseph's	0	1					
				331	H	Manhattan	2	1	130	A	Delaware	2	1					

Non-Div. I Games:

Stony Brook

Average RPI Win: 262		WON-LOST	WINNING	LAST 10	STRENGTH OF	OPP. STRENGTH	TEAM	ADJ	CONF.	ADJ CONF.		
Average RPI Loss: 100		RECORD	PCT. RANK	GAMES	SCHEDULE	OF SCHEDULE	RPI	RPI	RPI	RPI		
DIV. I ONLY		6-2-2	.7	66	7-2-1	306	170	179	.48654	179	10	10
DIV. I NON-CONF.		4-2-2	.625	96	4-2-2	276	183	188	.48088	187	11	11
<hr/>												
TOTALS		RPI 1-25		RPI 26-50		W-L RECORDS		RPI 51-100		RPI 101-150		RPI 150+
6-2-2		0-0-0		0-0-0		OVERALL		0-1-0		0-1-0		6-0-2
3-1-1		0-0-0		0-0-0		HOME		0-0-0		0-1-0		3-0-1
3-1-1		0-0-0		0-0-0		AWAY		0-1-0		0-0-0		3-0-1
0-0-0		0-0-0		0-0-0		NEUTRAL		0-0-0		0-0-0		0-0-0
<hr/>												
4-2-2		0-0-0		0-0-0		NON-CONFERENCE		0-1-0		0-1-0		4-0-2
2-1-1		0-0-0		0-0-0		HOME		0-0-0		0-1-0		2-0-1
2-1-1		0-0-0		0-0-		AWAY		0-1-0		0-0-0		2-0-1
0-0-0		0-0-0		0-0-0		NEUTRAL		0-0-0		0-0-0		0-0-0
<hr/>												
2-0-0		0-0-0		0-0-0		CONFERENCE		0-0-0		0-0-0		2-0-0
1-0-0		0-0-0		0-0-0		HOME		0-0-0		0-0-0		1-0-0
1-0-0		0-0-0		0-0-0		AWAY		0-0-0		0-0-0		1-0-0
0-0-0		0-0-0		0-0-0		NEUTRAL		0-0-0		0-0-0		0-0-0
<hr/>												
RPI	S	Opponent	Score	RPI	S	Opponent	Score	RPI	S	Opponent	Score	

Non-Div. I Games: Southwest (NM) 2 0

UTEP

Average RPI Win:	239	WON-LOST RECORD	WINNING PCT. RANK	LAST 10 GAMES	STRENGTH OF SCHEDULE	OPP. STRENGTH OF SCHEDULE	TEAM RPI	ADJ RPI	CONF. RPI	ADJ CONF. RPI			
Average RPI Loss:	101												
DIV. I ONLY	4-4-1	.5	160	4-4-1	221	123	181	.48533	180	7	7		
DIV. I NON-CONF.	4-4-1	.5	157	4-4-1	214	132	182	.48533	182	8	8		
<hr/>													
TOTALS	RPI 1-25	RPI 26-50		W-L RECORDS		RPI 51-100		RPI 101-150		RPI 150+			
4-4-1	0-0-0	0-1-0		OVERALL		0-1-1		0-0-0		4-2-0			
3-0-0	0-0-0	0-0-0		HOME		0-0-0		0-0-0		3-0-0			
1-4-1	0-0-0	0-1-0		AWAY		0-1-1		0-0-0		1-2-0			
0-0-0	0-0-0	0-0-0		NEUTRAL		0-0-0		0-0-0		0-0-0			
4-4-1	0-0-0	0-1-0		NON-CONFERENCE		0-1-1		0-0-0		4-2-0			
3-0-0	0-0-0	0-0-0		HOME		0-0-0		0-0-0		3-0-0			
1-4-1	0-0-0	0-0-		AWAY		0-1-1		0-0-0		1-2-0			
0-0-0	0-0-0	0-0-0		NEUTRAL		0-0-0		0-0-0		0-0-0			
0-0-0	0-0-0	0-0-0		CONFERENCE		0-0-0		0-0-0		0-0-0			
0-0-0	0-0-0	0-0-0		HOME		0-0-0		0-0-0		0-0-0			
0-0-0	0-0-0	0-0-0		AWAY		0-0-0		0-0-0		0-0-0			
0-0-0	0-0-0	0-0-0		NEUTRAL		0-0-0		0-0-0		0-0-0			
RPI	S	Opponent	Score	RPI	S	Opponent	Score	RPI	S	Opponent	Score		
				45	A	Utah	0 1	53	A	California	0 3		
								95	A	Utah Valley	1 1		
										151	A	Long Beach St.	1 2
										153	A	CSUN	0 1
										192	A	San Diego St.	1 0
										220	H	Cal Poly	1 0
										226	H	Holy Cross	4 0
										319	H	LIU Brooklyn	3 0
				LAST 10 GAMES									
				45	A	Utah	0 1	220	H	Cal Poly	1 0		
				95	A	Utah Valley	1 1	53	A	California	0 3		
				153	A	CSUN	0 1	151	A	Long Beach St.	1 2		
				192	A	San Diego St.	1 0	226	H	Holy Cross	4 0		
								319	H	LIU Brooklyn	3 0		

Non-Div. I Games:

San Diego

Average RPI Win: 273		WON-LOST RECORD		WINNING PCT. RANK		LAST 10 GAMES		STRENGTH OF SCHEDULE		OPP. STRENGTH OF SCHEDULE		TEAM RPI		ADJ RPI		CONF. RPI		ADJ CONF. RPI	
DIV. I ONLY		7-3-0		.7 66		7-3-0		316		130		182		.48531 181		28		28	
DIV. I NON-CONF.		4-3-0		.57143 128		4-3-0		277		166		204		.4691 204		27		27	
TOTALS		RPI 1-25		RPI 26-50		W-L RECORDS		RPI 51-100		RPI 101-150		RPI 150+							
7-3-0		0-1-0		0-0-0		OVERALL		0-0-0		0-2-0		7-0-0							
4-0-0		0-0-0		0-0-0		HOME		0-0-0		0-0-0		4-0-0							
3-3-0		0-1-0		0-0-0		AWAY		0-0-0		0-2-0		3-0-0							
0-0-0		0-0-0		0-0-0		NEUTRAL		0-0-0		0-0-0		0-0-0							
4-3-0		0-1-0		0-0-0		NON-CONFERENCE		0-0-0		0-2-0		4-0-0							
3-0-0		0-0-0		0-0-0		HOME		0-0-0		0-0-0		3-0-0							
1-3-0		0-1-0		0-0-		AWAY		0-0-0		0-2-0		1-0-0							
0-0-0		0-0-0		0-0-0		NEUTRAL		0-0-0		0-0-0		0-0-0							
3-0-0		0-0-0		0-0-0		CONFERENCE		0-0-0		0-0-0		3-0-0							
1-0-0		0-0-0		0-0-0		HOME		0-0-0		0-0-0		1-0-0							
2-0-0		0-0-0		0-0-0		AWAY		0-0-0		0-0-0		2-0-0							
0-0-0		0-0-0		0-0-0		NEUTRAL		0-0-0		0-0-0		0-0-0							
RPI S	Opponent	Score		RPI S	Opponent	Score		RPI S	Opponent	Score		RPI S	Opponent	Score					
12 A	Arkansas	0 7										105 A	LSU	0 1					
												119 A	Louisiana Tech	2 3					
												216 A	Northwestern St.	2 1					
												223 A	Texas St.	1 0					
												233 A	Central Ark.	2 1					
												273 H	Southeastern La.	1 0					
												317 H	Southern U.	4 1					
												322 H	Jackson St.	2 0					
												327 H	Prairie View	3 0					
				LAST 10 GAMES															

Average RPI Win: 211		WON-LOST RECORD	WINNING PCT. RANK		LAST 10 GAMES	STRENGTH OF SCHEDULE	OPP. STRENGTH OF SCHEDULE	TEAM RPI	ADJ RPI	CONF. RPI	ADJ CONF. RPI	
Average RPI Loss: 144												
DIV. I ONLY		5-4-2	.54545	149	5-4-1	237	146	180	.48424	182	13	13
DIV. I NON-CONF.		3-3-2	.5	157	3-3-1	248	200	215	.45855	216	12	13
<hr/>												
TOTALS		RPI 1-25		RPI 26-50		W-L RECORDS		RPI 51-100		RPI 101-150		RPI 150+
5-4-2		0-0-0		0-0-0		OVERALL		0-2-0		2-1-0		3-1-2
3-2-0		0-0-0		0-0-0		HOME		0-2-0		1-0-0		2-0-0
2-2-2		0-0-0		0-0-0		AWAY		0-0-0		1-1-0		1-1-2
0-0-0		0-0-0		0-0-0		NEUTRAL		0-0-0		0-0-0		0-0-0
3-3-2		0-0-0		0-0-0		NON-CONFERENCE		0-1-0		1-1-0		2-1-2
2-1-0		0-0-0		0-0-0		HOME		0-1-0		1-0-0		1-0-0
1-2-2		0-0-0		0-0-		AWAY		0-0-0		0-1-0		1-1-2
0-0-0		0-0-0		0-0-0		NEUTRAL		0-0-0		0-0-0		0-0-0
2-1-0		0-0-0		0-0-0		CONFERENCE		0-1-0		1-0-0		1-0-0
1-1-0		0-0-0		0-0-0		HOME		0-1-0		0-0-0		1-0-0
1-0-0		0-0-0		0-0-0		AWAY		0-0-0		1-0-0		0-0-0
0-0-0		0-0-0		0-0-0		NEUTRAL		0-0-0		0-0-0		0-0-0
RPI	S	Opponent	Score	RPI	S	Opponent	Score	RPI	S	Opponent	Score	
										</		

Non-Div. I Games:

Richmond

Average RPI Win:	279	WON-LOST RECORD	WINNING PCT. RANK	LAST 10 GAMES	STRENGTH OF SCHEDULE	OPP. STRENGTH OF SCHEDULE	TEAM RPI	ADJ RPI	CONF. RPI	ADJ CONF. RPI	
DIV. I ONLY	2-7-1	.25	288	2-7-1	40	285	183	.48243	183	25	25
DIV. I NON-CONF.	1-7-0	.125	324	1-7-0	14	280	202	.46994	202	22	22
<hr/>											
TOTALS	RPI 1-25	RPI 26-50		W-L RECORDS	RPI 51-100		RPI 101-150		RPI 150+		
2-7-1	0-0-0	0-0-0		OVERALL	0-2-0		0-4-0		2-1-1		
0-1-1	0-0-0	0-0-0		HOME	0-0-0		0-1-0		0-0-1		
1-5-0	0-0-0	0-0-0		AWAY	0-1-0		0-3-0		1-1-0		
1-1-0	0-0-0	0-0-0		NEUTRAL	0-1-0		0-0-0		1-0-0		
<hr/>											
1-7-0	0-0-0	0-0-0		NON-CONFERENCE	0-2-0		0-4-0		1-1-0		
0-1-0	0-0-0	0-0-0		HOME	0-0-0		0-1-0		0-0-0		
1-5-0	0-0-0	0-0-		AWAY	0-1-0		0-3-0		1-1-0		
0-1-0	0-0-0	0-0-0		NEUTRAL	0-1-0		0-0-0		0-0-0		
<hr/>											
1-0-1	0-0-0	0-0-0		CONFERENCE	0-0-0		0-0-0		1-0-1		
0-0-1	0-0-0	0-0-0		HOME	0-0-0		0-0-0		0-0-1		
0-0-0	0-0-0	0-0-0		AWAY	0-0-0		0-0-0		0-0-0		
1-0-0	0-0-0	0-0-0		NEUTRAL	0-0-0		0-0-0		1-0-0		
<hr/>											
RPI	S	Opponent	Score	RPI	S	Opponent	Score	RPI	S	Opponent	Score
				53 A California 0 5				101 A Arizona St. 0 1			
				55 N Arizona 0 6				111 A Cal St. Fullerton 0 2			
								134 A Boise St. 0 3			
								149 H Fresno St. 0 2			
								160 A Utah St. 1 2			
								174 H Sacramento St. 1 1			
								278 A Nevada 1 0			
								280 N Portland St. 1 0			
<hr/>											
LAST 10 GAMES											
280 N Portland St. 1 0				278 A Nevada 1 0							
174 H Sacramento St. 1 1				160 A Utah St. 1 2							
111 A Cal St. Fullerton 0 2				101 A Arizona St. 0 1							
149 H Fresno St. 0 2				55 N Arizona 0 6							
134 A Boise St. 0 3				53 A California 0 5							

Non-Div. I Games:

Weber St.

Average RPI Win: 257		WON-LOST	WINNING	LAST 10	STRENGTH OF		OPP. STRENGTH	TEAM	ADJ	CONF.	ADJ CONF.
Average RPI Loss: 70		RECORD	PCT. RANK	GAMES	SCHEDULE		OF SCHEDULE	RPI	RPI	RPI	RPI
DIV. I ONLY		3-4-2	.44444	201	3-4-2		192	106	184	.48228	184
DIV. I NON-CONF.		2-4-1	.35714	234	2-4-1		138	140	192	.47616	192
TOTALS		RPI 1-25	RPI 26-50		W-L RECORDS		RPI 51-100		RPI 101-150		RPI 150+
3-4-2	0-1-0	0-0-0		OVERALL		0-2-0		0-1-1		3-0-1	
1-1-1	0-0-0	0-0-0		HOME		0-1-0		0-0-0		1-0-1	
2-3-1	0-1-0	0-0-0		AWAY		0-1-0		0-1-1		2-0-0	
0-0-0	0-0-0	0-0-0		NEUTRAL		0-0-0		0-0-0		0-0-0	
2-4-1	0-1-0	0-0-0		NON-CONFERENCE		0-2-0		0-1-0		2-0-1	
1-1-1	0-0-0	0-0-0		HOME		0-1-0		0-0-0		1-0-1	
1-3-0	0-1-0	0-0-0		AWAY		0-1-0		0-1-0		1-0-0	
0-0-0	0-0-0	0-0-0		NEUTRAL		0-0-0		0-0-0		0-0-0	
1-0-1	0-0-0	0-0-0		CONFERENCE		0-0-0		0-0-1		1-0-0	
0-0-0	0-0-0	0-0-0		HOME		0-0-0		0-0-0		0-0-0	
1-0-1	0-0-0	0-0-0		AWAY		0-0-0		0-0-1		1-0-0	
0-0-0	0-0-0	0-0-0		NEUTRAL		0-0-0		0-0-0		0-0-0	
RPI S	Opponent	Score		RPI S	Opponent	Score		RPI S	Opponent	Score	
20 A	Colorado	1	2					57 A	Butler	1	2
								89 H	Xavier	0	1
								114 A	Denver	0	1
								127 A	Western Mich.	3	3
								202 H	Cleveland St.	0	0
								217 A	Northern Ill.	1	0
								230 H	Syracuse	1	0
								324 A	Youngstown St.	4	2
LAST 10 GAMES											
	217 A	Northern Ill.	1	0		89 H	Xavier	0	1		
	127 A	Western Mich.	3	3		114 A	Denver	0	1		
	324 A	Youngstown St.	4	2		20 A	Colorado	1	2		
	57 A	Butler	1	2		202 H	Cleveland St.	0	0		
	230 H	Syracuse	1	0							

Non-Div. I Games:

Kent St.

Average RPI Win: 287		WON-LOST RECORD	WINNING PCT. RANK		LAST 10 GAMES		STRENGTH OF SCHEDULE		OPP. STRENGTH OF SCHEDULE		TEAM RPI		ADJ RPI		CONF. RPI		ADJ CONF. RPI		
Average RPI Loss: 74																			
DIV. I ONLY		7-3-1	.68182	78	6-3-1		312		125		185		.4822		185	23		23	
DIV. I NON-CONF.		6-2-1	.72222	62	5-2-1		302		117		158		.49998		158	26		26	
TOTALS		RPI 1-25		RPI 26-50		W-L RECORDS		RPI 51-100		RPI 101-150		RPI 150+							
7-3-1		0-0-0		0-1-0		OVERALL		0-1-0		0-1-1		7-0-0							
3-1-1		0-0-0		0-0-0		HOME		0-0-0		0-1-1		3-0-0							
4-2-0		0-0-0		0-1-0		AWAY		0-1-0		0-0-0		4-0-0							
0-0-0		0-0-0		0-0-0		NEUTRAL		0-0-0		0-0-0		0-0-0							
6-2-1		0-0-0		0-1-0		NON-CONFERENCE		0-1-0		0-0-1		6-0-0							
3-0-1		0-0-0		0-0-0		HOME		0-0-0		0-0-1		3-0-0							
3-2-0		0-0-0		0-0-		AWAY		0-1-0		0-0-0		3-0-0							
0-0-0		0-0-0		0-0-0		NEUTRAL		0-0-0		0-0-0		0-0-0							
1-1-0		0-0-0		0-0-0		CONFERENCE		0-0-0		0-1-0		1-0-0							
0-1-0		0-0-0		0-0-0		HOME		0-0-0		0-1-0		0-0-0							
1-0-0		0-0-0		0-0-0		AWAY		0-0-0		0-0-0		1-0-0							
0-0-0		0-0-0		0-0-0		NEUTRAL		0-0-0		0-0-0		0-0-0							
RPI	S	Opponent		Score		RPI	S	Opponent		Score		RPI	S	Opponent		Score			
						44	A	Central Mich.	1	2		57	A	Butler	1	4			
												120	H	Northern Ky.	0	2			
												137	H	Western Ill.	0	0			
												245	H	Toledo	1	0			
												255	H	Eastern Ky.	1	0			
												268	A	Southern Ill.	2	0			
												298	H	Belmont	3	1			
												301	A	Evansville	1	0			
												315	A	Valparaiso	3	1			
												324	A	Youngstown St.	3	0			
LAST 10 GAMES																			
						301	A	Evansville	1	0		324	A	Youngstown St.	3	0			
						120	H	Northern Ky.	0	2		255	H	Eastern Ky.	1	0			
						315	A	Valparaiso	3	1		268	A	Southern Ill.	2	0			
						298	H	Belmont	3	1		137	H	Western Ill.	0	0			
						44	A	Central Mich.	1	2		57	A	Butler	1	4			

Non-Div. I Games:

IUPUI

Average RPI Win: 237		WON-LOST RECORD	WINNING PCT. RANK		LAST 10 GAMES	STRENGTH OF SCHEDULE	OPP. STRENGTH OF SCHEDULE	TEAM RPI	ADJ RPI		CONF. RPI	ADJ CONF. RPI
Average RPI Loss: 78												
DIV. I ONLY		3-4-2	.44444	201	3-4-2	184	134	187	.4815	186	13	13
DIV. I NON-CONF.		2-2-2	.5	157	2-2-2	273	147	225	.45454	225	12	13
<hr/>												
TOTALS		RPI 1-25		RPI 26-50		W-L RECORDS		RPI 51-100		RPI 101-150		RPI 150+
3-4-2		0-0-0		0-1-0		OVERALL		0-2-0		1-0-0		2-1-2
3-0-1		0-0-0		0-0-0		HOME		0-0-0		1-0-0		2-0-1
0-4-1		0-0-0		0-1-0		AWAY		0-2-0		0-0-0		0-1-1
0-0-0		0-0-0		0-0-0		NEUTRAL		0-0-0		0-0-0		0-0-0
2-2-2		0-0-0		0-1-0		NON-CONFERENCE		0-1-0		0-0-0		2-0-2
2-0-1		0-0-0		0-0-0		HOME		0-0-0		0-0-0		2-0-1
0-2-1		0-0-0		0-0-		AWAY		0-1-0		0-0-0		0-0-1
0-0-0		0-0-0		0-0-0		NEUTRAL		0-0-0		0-0-0		0-0-0
1-2-0		0-0-0		0-0-0		CONFERENCE		0-1-0		1-0-0		0-1-0
1-0-0		0-0-0		0-0-0		HOME		0-0-0		1-0-0		0-0-0
0-2-0		0-0-0		0-0-0		AWAY		0-1-0		0-0-0		0-1-0
0-0-0		0-0-0		0-0-0		NEUTRAL		0-0-0		0-0-0		0-0-0
RPI	S	Opponent	Score	RPI	S	Opponent	Score	RPI	S	Opponent	Score	
				39	A	NC State	0 3	58	A	West Virginia	0 2	
								63	A	La Salle	2 3	
										109	H	VCU
												2 1
										152	A	Davidson
												0 2
										207	A	Appalachian St.
												1 1
										234	H	LMU (CA)
												1 1
										277	H	Lehigh
												2 1
										324	H	Youngstown St.
												6 0
LAST 10 GAMES												
				152	A	Davidson	0 2	63	A	La Salle	2 3	
				109	H	VCU	2 1	207	A	Appalachian St.	1 1	
				324	H	Youngstown St.	6 0	234	H	LMU (CA)	1 1	
				39	A	NC State	0 3	58	A	West Virginia	0 2	
				277	H	Lehigh	2 1					

Non-Div. I Games:

Duquesne

Average RPI Win:	212	WON-LOST RECORD	WINNING PCT. RANK	LAST 10 GAMES	STRENGTH OF SCHEDULE	OPP. STRENGTH OF SCHEDULE	TEAM RPI	ADJ RPI	CONF. RPI	ADJ CONF. RPI		
DIV. I ONLY		6-4-0	.6	114	6-4-0	295	49	188	.48123	187	16	16
DIV. I NON-CONF.		5-3-0	.625	96	5-3-0	278	55	170	.49514	170	15	15
<hr/>												
TOTALS	RPI 1-25	RPI 26-50		W-L RECORDS		RPI 51-100		RPI 101-150		RPI 150+		
6-4-0	0-0-0	0-1-0		OVERALL		0-0-0		1-2-0		5-1-0		
3-1-0	0-0-0	0-0-0		HOME		0-0-0		0-0-0		3-1-0		
3-3-0	0-0-0	0-1-0		AWAY		0-0-0		1-2-0		2-0-0		
0-0-0	0-0-0	0-0-0		NEUTRAL		0-0-0		0-0-0		0-0-0		
<hr/>												
5-3-0	0-0-0	0-1-0		NON-CONFERENCE		0-0-0		1-1-0		4-1-0		
3-1-0	0-0-0	0-0-0		HOME		0-0-0		0-0-0		3-1-0		
2-2-0	0-0-0	0-0-		AWAY		0-0-0		1-1-0		1-0-0		
0-0-0	0-0-0	0-0-0		NEUTRAL		0-0-0		0-0-0		0-0-0		
<hr/>												
1-1-0	0-0-0	0-0-0		CONFERENCE		0-0-0		0-1-0		1-0-0		
0-0-0	0-0-0	0-0-0		HOME		0-0-0		0-0-0		0-0-0		
1-1-0	0-0-0	0-0-0		AWAY		0-0-0		0-1-0		1-0-0		
0-0-0	0-0-0	0-0-0		NEUTRAL		0-0-0		0-0-0		0-0-0		
<hr/>												
RPI	S	Opponent	Score	RPI	S	Opponent	Score	RPI	S	Opponent	Score	
				40	A	Georgetown	0 7					
								118	A	Ohio St.	1 3	
								120	A	Northern Ky.	1 0	
								127	A	Western Mich.	0 1	
								202	H	Cleveland St.	2 1	
								209	A	Marshall	4 1	
								217	A	Northern Ill.	2 1	
								242	H	Robert Morris	0 1	
								255	H	Eastern Ky.	2 1	
								268	H	Southern Ill.	7 0	
<hr/>												
LAST 10 GAMES												
				40	A	Georgetown	0 7	127	A	Western Mich.	0 1	
				118	A	Ohio St.	1 3	217	A	Northern Ill.	2 1	
				242	H	Robert Morris	0 1	202	H	Cleveland St.	2 1	
				268	H	Southern Ill.	7 0	120	A	Northern Ky.	1 0	
				209	A	Marshall	4 1	255	H	Eastern Ky.	2 1	

Non-Div. I Games:

Ohio

Average RPI Win: 244		WON-LOST RECORD	WINNING PCT. RANK	LAST 10 GAMES	STRENGTH OF SCHEDULE	OPP. STRENGTH OF SCHEDULE	TEAM RPI	ADJ RPI	CONF. RPI	ADJ CONF. RPI		
Average RPI Loss: 141												
DIV. I ONLY		4-6-0	.4 220	4-6-0	131	243	189	.48039 188	22	22		
DIV. I NON-CONF.		2-6-0	.25 278	2-6-0	127	234	246	.44442 245	23	23		
<hr/>												
TOTALS		RPI 1-25		RPI 26-50		W-L RECORDS		RPI 51-100		RPI 101-150	RPI 150+	
4-6-0		0-0-0		0-1-0		OVERALL		0-0-0		0-2-0		4-3-0
2-4-0		0-0-0		0-0-0		HOME		0-0-0		0-1-0		2-3-0
2-2-0		0-0-0		0-1-0		AWAY		0-0-0		0-1-0		2-0-0
0-0-0		0-0-0		0-0-0		NEUTRAL		0-0-0		0-0-0		0-0-0
2-6-0		0-0-0		0-1-0		NON-CONFERENCE		0-0-0		0-2-0		2-3-0
1-4-0		0-0-0		0-0-0		HOME		0-0-0		0-1-0		1-3-0
1-2-0		0-0-0		0-0-		AWAY		0-0-0		0-1-0		1-0-0
0-0-0		0-0-0		0-0-0		NEUTRAL		0-0-0		0-0-0		0-0-0
2-0-0		0-0-0		0-0-0		CONFERENCE		0-0-0		0-0-0		2-0-0
1-0-0		0-0-0		0-0-0		HOME		0-0-0		0-0-0		1-0-0
1-0-0		0-0-0		0-0-0		AWAY		0-0-0		0-0-0		1-0-0
0-0-0		0-0-0		0-0-0		NEUTRAL		0-0-0		0-0-0		0-0-0
RPI	S	Opponent	Score	RPI	S	Opponent	Score	RPI	S	Opponent	Score	
				40	A	Georgetown	0 2			106	A George Washington	1 2
										107	H Penn	0 2
										154	H Boston U.	1 0
										171	H Cornell	0 1
										197	H Pittsburgh	0 1
										225	H Wright St.	1 2
										242	H Robert Morris	2 1
										284	A Lafayette	2 1
										297	A Towson	2 1
<hr/>												
LAST 10 GAMES												
				106	A	George Washington	1 2	154	H	Boston U.	1 0	
				107	H	Penn	0 2	284	A	Lafayette	2 1	
				297	A	Towson	2 1	225	H	Wright St.	1 2	
				171	H	Cornell	0 1	197	H	Pittsburgh	0 1	
				40	A	Georgetown	0 2	242	H	Robert Morris	2 1	

Non-Div. I Games:

Bucknell

Average RPI Win:	208	WON-LOST	WINNING	LAST 10	STRENGTH OF	OPP. STRENGTH	TEAM	ADJ	CONF.	ADJ CONF.			
Average RPI Loss:	141	RECORD	PCT. RANK	GAMES	SCHEDULE	OF SCHEDULE	RPI	RPI	RPI	RPI			
DIV. I ONLY	6-3-1	.65	88	6-3-1	315	86	190	.47951	189	12	12		
DIV. I NON-CONF.	5-2-1	.6875	73	5-2-1	313	101	187	.48096	186	13	12		
<hr/>													
TOTALS	RPI 1-25	RPI 26-50		W-L RECORDS	RPI 51-100		RPI 101-150		RPI 150+				
6-3-1	0-0-0	0-0-0		OVERALL	1-1-0		2-1-0		3-1-1				
4-0-0	0-0-0	0-0-0		HOME	1-0-0		2-0-0		1-0-0				
2-3-1	0-0-0	0-0-0		AWAY	0-1-0		0-1-0		2-1-1				
0-0-0	0-0-0	0-0-0		NEUTRAL	0-0-0		0-0-0		0-0-0				
<hr/>													
5-2-1	0-0-0	0-0-0		NON-CONFERENCE	0-1-0		2-1-0		3-0-1				
3-0-0	0-0-0	0-0-0		HOME	0-0-0		2-0-0		1-0-0				
2-2-1	0-0-0	0-0-		AWAY	0-1-0		0-1-0		2-0-1				
0-0-0	0-0-0	0-0-0		NEUTRAL	0-0-0		0-0-0		0-0-0				
<hr/>													
1-1-0	0-0-0	0-0-0		CONFERENCE	1-0-0		0-0-0		0-1-0				
1-0-0	0-0-0	0-0-0		HOME	1-0-0		0-0-0		0-0-0				
0-1-0	0-0-0	0-0-0		AWAY	0-0-0		0-0-0		0-1-0				
0-0-0	0-0-0	0-0-0		NEUTRAL	0-0-0		0-0-0		0-0-0				
<hr/>													
RPI	S	Opponent	Score	RPI	S	Opponent	Score	RPI	S	Opponent	Score		
				90 H New Mexico				1	0	114 H Denver		1	0
				93 A Gonzaga				1	2	138 A Marquette		1	2
										138 H Marquette		2	0
										191 A Eastern Wash.		1	1
										192 A San Diego St.		0	2
										283 H SIUE		3	2
										305 A Grand Canyon		1	0
										315 A Valparaiso		3	0
<hr/>													
				LAST 10 GAMES									
138 A Marquette				1	2	192 A San Diego St.				0	2		
315 A Valparaiso				3	0	90 H New Mexico				1	0		
114 H Denver				1	0	93 A Gonzaga				1	2		
305 A Grand Canyon				1	0	283 H SIUE				3	2		
191 A Eastern Wash.				1	1	138 H Marquette				2	0		

Non-Div. I Games:

Colorado St.

Average RPI Win:	249	WON-LOST	WINNING	LAST 10	STRENGTH OF	OPP. STRENGTH	TEAM	ADJ	CONF.	ADJ CONF.	
Average RPI Loss:	154	RECORD	PCT. RANK	GAMES	SCHEDULE	OF SCHEDULE	RPI	RPI	RPI	RPI	
DIV. I ONLY	3-4-4	.45455	180	3-4-3	140	296	186	.4791	190	26	26
DIV. I NON-CONF.	2-4-2	.375	218	2-4-1	97	287	186	.47966	188	24	24
TOTALS	RPI 1-25	RPI 26-50	W-L RECORDS	RPI 51-100	RPI 101-150	RPI 150+					
3-4-4	0-0-0	0-0-0	OVERALL	0-1-0	0-1-1	3-2-3					
2-2-1	0-0-0	0-0-0	HOME	0-0-0	0-0-0	2-2-1					
1-1-2	0-0-0	0-0-0	AWAY	0-0-0	0-1-0	1-0-2					
0-1-1	0-0-0	0-0-0	NEUTRAL	0-1-0	0-0-1	0-0-0					
2-4-2	0-0-0	0-0-0	NON-CONFERENCE	0-1-0	0-1-1	2-2-1					
1-2-0	0-0-0	0-0-0	HOME	0-0-0	0-0-0	1-2-0					
1-1-1	0-0-0	0-0-	AWAY	0-0-0	0-1-0	1-0-1					
0-1-1	0-0-0	0-0-0	NEUTRAL	0-1-0	0-0-1	0-0-0					
1-0-2	0-0-0	0-0-0	CONFERENCE	0-0-0	0-0-0	1-0-2					
1-0-1	0-0-0	0-0-0	HOME	0-0-0	0-0-0	1-0-1					
0-0-1	0-0-0	0-0-0	AWAY	0-0-0	0-0-0	0-0-1					
0-0-0	0-0-0	0-0-0	NEUTRAL	0-0-0	0-0-0	0-0-0					
RPI	S	Opponent	Score	RPI	S	Opponent	Score	RPI	S	Opponent	Score

Non-Div. I Games:

Tennessee Tech

Average RPI Win: 249		WON-LOST RECORD		WINNING PCT. RANK		LAST 10 GAMES		STRENGTH OF SCHEDULE		OPP. STRENGTH OF SCHEDULE		TEAM RPI		ADJ RPI		CONF. RPI		ADJ CONF. RPI	
DIV. I ONLY		3-5-2		.4 220		3-5-2		104		307		192		.47843 191		25		25	
DIV. I NON-CONF.		3-5-1		.38889 211		3-5-1		73		314		175		.49063 177		22		22	
TOTALS		RPI 1-25		RPI 26-50		W-L RECORDS		RPI 51-100		RPI 101-150		RPI 150+							
3-5-2		0-0-0		0-1-0		OVERALL		0-0-0		0-1-0		3-3-2							
0-2-2		0-0-0		0-1-0		HOME		0-0-0		0-0-0		0-1-2							
3-3-0		0-0-0		0-0-0		AWAY		0-0-0		0-1-0		3-2-0							
0-0-0		0-0-0		0-0-0		NEUTRAL		0-0-0		0-0-0		0-0-0							
3-5-1		0-0-0		0-1-0		NON-CONFERENCE		0-0-0		0-1-0		3-3-1							
0-2-1		0-0-0		0-1-0		HOME		0-0-0		0-0-0		0-1-1							
3-3-0		0-0-0		0-0-		AWAY		0-0-0		0-1-0		3-2-0							
0-0-0		0-0-0		0-0-0		NEUTRAL		0-0-0		0-0-0		0-0-0							
0-0-1		0-0-0		0-0-0		CONFERENCE		0-0-0		0-0-0		0-0-1							
0-0-1		0-0-0		0-0-0		HOME		0-0-0		0-0-0		0-0-1							
0-0-0		0-0-0		0-0-0		AWAY		0-0-0		0-0-0		0-0-0							
0-0-0		0-0-0		0-0-0		NEUTRAL		0-0-0		0-0-0		0-0-0							
RPI	S	Opponent		Score		RPI	S	Opponent		Score		RPI	S	Opponent		Score			
				46	H	Mississippi St.		0	1			134	A	Boise St.		2	5		
												153	A	CSUN		0	1		
												163	A	South Dakota St.		0	1		
												189	H	Colorado St.		1	1		
												231	A	South Dakota		2	1		
												238	H	North Dakota St.		2	4		
												239	A	CSU Bakersfield		3	2		
												265	H	Northern Colo.		1	1		
												278	A	Nevada		1	0		
LAST 10 GAMES																			
				231	A	South Dakota		2	1			265	H	Northern Colo.		1	1		
				163	A	South Dakota St.		0	1			238	H	North Dakota St.		2	4		
				153	A	CSUN		0	1			46	H	Mississippi St.		0	1		
				239	A	CSU Bakersfield		3	2			134	A	Boise St.		2	5		
				189	H	Colorado St.		1	1			278	A	Nevada		1	0		

Non-Div. I Games:

Eastern Wash.

Average RPI Win: 254		WON-LOST	WINNING	LAST 10	STRENGTH OF	OPP. STRENGTH	TEAM	ADJ	CONF.	ADJ CONF.				
Average RPI Loss: 103		RECORD	PCT. RANK	GAMES	SCHEDULE	OF SCHEDULE	RPI	RPI	RPI	RPI				
DIV. I ONLY		2-6-1	.27778	277	2-6-1	78	216	193	.47779	192	12	12		
DIV. I NON-CONF.		1-5-1	.21429	293	1-5-1	86	146	209	.46604	209	13	12		
<hr/>														
TOTALS		RPI 1-25	RPI 26-50		W-L RECORDS		RPI 51-100		RPI 101-150		RPI 150+			
2-6-1		0-1-0	0-0-0		OVERALL		0-3-0		0-0-1		2-2-0			
2-4-0		0-1-0	0-0-0		HOME		0-2-0		0-0-0		2-1-0			
0-2-1		0-0-0	0-0-0		AWAY		0-1-0		0-0-1		0-1-0			
0-0-0		0-0-0	0-0-0		NEUTRAL		0-0-0		0-0-0		0-0-0			
1-5-1		0-1-0	0-0-0		NON-CONFERENCE		0-3-0		0-0-1		1-1-0			
1-4-0		0-1-0	0-0-0		HOME		0-2-0		0-0-0		1-1-0			
0-1-1		0-0-0	0-0-		AWAY		0-1-0		0-0-1		0-0-0			
0-0-0		0-0-0	0-0-0		NEUTRAL		0-0-0		0-0-0		0-0-0			
1-1-0		0-0-0	0-0-0		CONFERENCE		0-0-0		0-0-0		1-1-0			
1-0-0		0-0-0	0-0-0		HOME		0-0-0		0-0-0		1-0-0			
0-1-0		0-0-0	0-0-0		AWAY		0-0-0		0-0-0		0-1-0			
0-0-0		0-0-0	0-0-0		NEUTRAL		0-0-0		0-0-0		0-0-0			
RPI	S	Opponent	Score		RPI	S	Opponent	Score		RPI	S	Opponent	Score	
22	H	Texas Tech	1	6						135	A	Miami (FL)	1	1
										180	H	San Diego	0	1
										189	H	Colorado St.	2	0
										243	A	Wyoming	2	3
										319	H	LIU Brooklyn	1	0
<hr/>														
LAST 10 GAMES														
65	A	Pepperdine	0	2	189	H	Colorado St.	2	0					
180	H	San Diego	0	1	243	A	Wyoming	2	3					
135	A	Miami (FL)	1	1	319	H	LIU Brooklyn	1	0					
53	H	California	0	2	22	H	Texas Tech	1	6					
52	H	San Francisco	0	1										

Non-Div. I Games:

San Diego St.

Average RPI Win: 274		WON-LOST	WINNING	LAST 10	STRENGTH OF	OPP. STRENGTH	TEAM	ADJ	CONF.	ADJ CONF.		
Average RPI Loss: 141		RECORD	PCT. RANK	GAMES	SCHEDULE	OF SCHEDULE	RPI	RPI	RPI	RPI		
DIV. I ONLY		4-4-1	.5	160	4-4-1	191	258	191	.47773	193	16	16
DIV. I NON-CONF.		3-3-1	.5	157	3-3-1	160	277	179	.48696	180	15	15
<hr/>												
TOTALS		RPI 1-25		RPI 26-50		W-L RECORDS		RPI 51-100		RPI 101-150		RPI 150+
4-4-1		0-0-0		0-0-0		OVERALL		0-2-0		0-1-0		4-1-1
2-0-1		0-0-0		0-0-0		HOME		0-0-0		0-0-0		2-0-1
2-4-0		0-0-0		0-0-0		AWAY		0-2-0		0-1-0		2-1-0
0-0-0		0-0-0		0-0-0		NEUTRAL		0-0-0		0-0-0		0-0-0
3-3-1		0-0-0		0-0-0		NON-CONFERENCE		0-2-0		0-0-0		3-1-1
2-0-1		0-0-0		0-0-0		HOME		0-0-0		0-0-0		2-0-1
1-3-0		0-0-0		0-0-		AWAY		0-2-0		0-0-0		1-1-0
0-0-0		0-0-0		0-0-0		NEUTRAL		0-0-0		0-0-0		0-0-0
1-1-0		0-0-0		0-0-0		CONFERENCE		0-0-0		0-1-0		1-0-0
0-0-0		0-0-0		0-0-0		HOME		0-0-0		0-0-0		0-0-0
1-1-0		0-0-0		0-0-0		AWAY		0-0-0		0-1-0		1-0-0
0-0-0		0-0-0		0-0-0		NEUTRAL		0-0-0		0-0-0		0-0-0
RPI	S	Opponent	Score	RPI	S	Opponent	Score	RPI	S	Opponent	Score	
						51 A Oregon	1 2	146 A Bowling Green		1 2		
						78 A Navy	0 1	208 H Albany (NY)		2 2		
								244 H Niagara		1 0		
								245 A Toledo		2 0		
								289 A St. Bonaventure		0 1		
								293 A Saint Francis (PA)		4 1		
								312 H Houston Baptist		3 0		

Non-Div. I Games:

Buffalo

Average RPI Win: 283		WON-LOST	WINNING	LAST 10	STRENGTH OF		OPP. STRENGTH	TEAM	ADJ	CONF.	ADJ CONF.
Average RPI Loss: 158		RECORD	PCT. RANK	GAMES	SCHEDULE		OF SCHEDULE	RPI	RPI	RPI	RPI
DIV. I ONLY		4-5-1	.45	189	4-5-1		142	319	194	.4746	194
DIV. I NON-CONF.		3-4-0	.42857	199	3-4-0		75	311	159	.49976	159
TOTALS		RPI 1-25	RPI 26-50		W-L RECORDS		RPI 51-100		RPI 101-150		RPI 150+
4-5-1	0-0-0	0-0-0		OVERALL		0-1-0		0-2-0		4-2-1	
1-1-0	0-0-0	0-0-0		HOME		0-0-0		0-0-0		1-1-0	
3-4-1	0-0-0	0-0-0		AWAY		0-1-0		0-2-0		3-1-1	
0-0-0	0-0-0	0-0-0		NEUTRAL		0-0-0		0-0-0		0-0-0	
3-4-0	0-0-0	0-0-0		NON-CONFERENCE		0-1-0		0-2-0		3-1-0	
1-1-0	0-0-0	0-0-0		HOME		0-0-0		0-0-0		1-1-0	
2-3-0	0-0-0	0-0-		AWAY		0-1-0		0-2-0		2-0-0	
0-0-0	0-0-0	0-0-0		NEUTRAL		0-0-0		0-0-0		0-0-0	
1-1-1	0-0-0	0-0-0		CONFERENCE		0-0-0		0-0-0		1-1-1	
0-0-0	0-0-0	0-0-0		HOME		0-0-0		0-0-0		0-0-0	
1-1-1	0-0-0	0-0-0		AWAY		0-0-0		0-0-0		1-1-1	
0-0-0	0-0-0	0-0-0		NEUTRAL		0-0-0		0-0-0		0-0-0	
RPI S	Opponent	Score	RPI S	Opponent	Score	RPI S	Opponent	Score	RPI S	Opponent	Score
						64 A	Texas	0 3	103 A	Colorado Col.	1 2
									136 A	Air Force	0 3
									204 A	UTRGV	1 0
									204 H	UTRGV	0 1
									270 A	Sam Houston St.	1 1
									281 A	Incarnate Word	0 1
									296 A	SFA	3 0
									303 H	Texas Southern	5 0
									327 A	Prairie View	1 0
LAST 10 GAMES											
						327 A	Prairie View	1 0	270 A	Sam Houston St.	1 1
						64 A	Texas	0 3	296 A	SFA	3 0
						303 H	Texas Southern	5 0	281 A	Incarnate Word	0 1
						204 H	UTRGV	0 1	204 A	UTRGV	1 0
						136 A	Air Force	0 3	103 A	Colorado Col.	1 2

Non-Div. I Games:

A&M-Corpus Christi

Average RPI Win:		230	WON-LOST RECORD		WINNING PCT. RANK		LAST 10 GAMES		STRENGTH OF SCHEDULE		OPP. STRENGTH OF SCHEDULE		TEAM RPI		ADJ RPI		CONF. RPI		ADJ CONF. RPI			
Average RPI Loss:		79																				
DIV. I ONLY			3-6-1		.35 242		3-6-1		166		71		195		.47453 195		20		20			
DIV. I NON-CONF.			3-6-1		.35 243		3-6-1		168		65		196		.47453 195		19		19			
TOTALS		RPI 1-25		RPI 26-50		W-L RECORDS		RPI 51-100		RPI 101-150		RPI 150+										
3-6-1		0-1-0		0-1-0		OVERALL		0-2-0		0-2-1		3-0-0										
1-4-1		0-1-0		0-0-0		HOME		0-2-0		0-1-1		1-0-0										
2-2-0		0-0-0		0-1-0		AWAY		0-0-0		0-1-0		2-0-0										
0-0-0		0-0-0		0-0-0		NEUTRAL		0-0-0		0-0-0		0-0-0										
3-6-1		0-1-0		0-1-0		NON-CONFERENCE		0-2-0		0-2-1		3-0-0										
1-4-1		0-1-0		0-0-0		HOME		0-2-0		0-1-1		1-0-0										
2-2-0		0-0-0		0-0-		AWAY		0-0-0		0-1-0		2-0-0										
0-0-0		0-0-0		0-0-0		NEUTRAL		0-0-0		0-0-0		0-0-0										
0-0-0		0-0-0		0-0-0		CONFERENCE		0-0-0		0-0-0		0-0-0										
0-0-0		0-0-0		0-0-0		HOME		0-0-0		0-0-0		0-0-0										
0-0-0		0-0-0		0-0-0		AWAY		0-0-0		0-0-0		0-0-0										
0-0-0		0-0-0		0-0-0		NEUTRAL		0-0-0		0-0-0		0-0-0										
RPI	S	Opponent		Score		RPI	S	Opponent		Score		RPI	S	Opponent		Score						
17	H	Memphis		0	1	33	A	Oklahoma St.		0	1	83	H	Ball St.		0	1	108	H	Missouri St.	0	1
																		139	H	Kansas St.	0	0
																		148	A	Iowa St.	0	1
																		160	A	Drake	1	0
																		224	A	UNI	2	1
																		305	H	Grand Canyon	1	0
LAST 10 GAMES																						
148	A	Iowa St.		0	1	305	H	Grand Canyon		1	0											
83	H	Ball St.		0	1	160	A	Drake		1	0											
17	H	Memphis		0	1	108	H	Missouri St.		0	1											
224	A	UNI		2	1	33	A	Oklahoma St.		0	1											
139	H	Kansas St.		0	0	85	H	Illinois St.		2	3											

Average RPI Win:	269	WON-LOST RECORD	WINNING PCT. RANK	LAST 10 GAMES	STRENGTH OF SCHEDULE	OPP. STRENGTH OF SCHEDULE	TEAM RPI	ADJ RPI	CONF. RPI	ADJ CONF. RPI	
DIV. I ONLY		5-6-0	.45455 180	5-5-0	209	167	197	.47358 196	28	28	
DIV. I NON-CONF.		3-5-0	.375 218	3-4-0	129	116	180	.48727 179	27	27	
<hr/>											
TOTALS	RPI 1-25	RPI 26-50		W-L RECORDS	RPI 51-100		RPI 101-150		RPI 150+		
5-6-0	0-2-0	0-1-0		OVERALL	0-0-0		0-0-0		5-3-0		
4-3-0	0-1-0	0-1-0		HOME	0-0-0		0-0-0		4-1-0		
1-3-0	0-1-0	0-0-0		AWAY	0-0-0		0-0-0		1-2-0		
0-0-0	0-0-0	0-0-0		NEUTRAL	0-0-0		0-0-0		0-0-0		
3-5-0	0-2-0	0-1-0		NON-CONFERENCE	0-0-0		0-0-0		3-2-0		
3-3-0	0-1-0	0-1-0		HOME	0-0-0		0-0-0		3-1-0		
0-2-0	0-1-0	0-0-		AWAY	0-0-0		0-0-0		0-1-0		
0-0-0	0-0-0	0-0-0		NEUTRAL	0-0-0		0-0-0		0-0-0		
2-1-0	0-0-0	0-0-0		CONFERENCE	0-0-0		0-0-0		2-1-0		
1-0-0	0-0-0	0-0-0		HOME	0-0-0		0-0-0		1-0-0		
1-1-0	0-0-0	0-0-0		AWAY	0-0-0		0-0-0		1-1-0		
0-0-0	0-0-0	0-0-0		NEUTRAL	0-0-0		0-0-0		0-0-0		
<hr/>											
RPI S	Opponent	Score		RPI S	Opponent	Score		RPI S	Opponent	Score	
12 A	Arkansas	0	7	33 H	Oklahoma St.	0	3				
24 H	Alabama	0	5								

Non-Div. I Games:

[illegible]

Non-Div. I Games:

Pittsburgh

Average RPI Win:	288	WON-LOST	WINNING	LAST 10	STRENGTH OF	OPP. STRENGTH	TEAM	ADJ	CONF.	ADJ CONF.	
Average RPI Loss:	192	RECORD	PCT. RANK	GAMES	SCHEDULE	OF SCHEDULE	RPI	RPI	RPI	RPI	
DIV. I ONLY		5-3-2	.6 114	5-3-2	268	238	200	.47317 198	30	30	
DIV. I NON-CONF.		2-3-1	.41667 205	2-3-1	233	236	244	.44501 241	30	30	
<hr/>											
TOTALS	RPI 1-25	RPI 26-50		W-L RECORDS		RPI 51-100		RPI 101-150		RPI 150+	
5-3-2	0-0-0	0-0-0		OVERALL		0-0-0		0-1-1		5-2-1	
2-1-1	0-0-0	0-0-0		HOME		0-0-0		0-0-0		2-1-1	
3-2-1	0-0-0	0-0-0		AWAY		0-0-0		0-1-1		3-1-0	
0-0-0	0-0-0	0-0-0		NEUTRAL		0-0-0		0-0-0		0-0-0	
2-3-1	0-0-0	0-0-0		NON-CONFERENCE		0-0-0		0-1-1		2-2-0	
1-1-0	0-0-0	0-0-0		HOME		0-0-0		0-0-0		1-1-0	
1-2-1	0-0-0	0-0-		AWAY		0-0-0		0-1-1		1-1-0	
0-0-0	0-0-0	0-0-0		NEUTRAL		0-0-0		0-0-0		0-0-0	
3-0-1	0-0-0	0-0-0		CONFERENCE		0-0-0		0-0-0		3-0-1	
1-0-1	0-0-0	0-0-0		HOME		0-0-0		0-0-0		1-0-1	
2-0-0	0-0-0	0-0-0		AWAY		0-0-0		0-0-0		2-0-0	
0-0-0	0-0-0	0-0-0		NEUTRAL		0-0-0		0-0-0		0-0-0	
RPI S	Opponent	Score	RPI S	Opponent	Score	RPI S	Opponent	Score	RPI S	Opponent	Score
									123 A	Quinnipiac	0 1
									131 A	Fairfield	3 3
									210 H	Central Conn. St.	1 1
									226 H	Holy Cross	0 1
									227 A	Maine	0 1
									242 A	Robert Morris	1 0
									276 H	Vermont	2 1
									293 A	Saint Francis (PA)	2 0
									311 A	Iona	2 1
									320 H	Merrimack	3 1
			LAST 10 GAMES								
			131 A	Fairfield	3 3	242 A	Robert Morris	1 0			
			320 H	Merrimack	3 1	293 A	Saint Francis (PA)	2 0			
			226 H	Holy Cross	0 1	210 H	Central Conn. St.	1 1			
			227 A	Maine	0 1	276 H	Vermont	2 1			
			123 A	Quinnipiac	0 1	311 A	Iona	2 1			

Non-Div. I Games:

Bryant

T
u
l
s
a

Tie,
 Loss,
 Non-Conf,
 S Site, H Home, A Away, N Neutral

Page 199

Average RPI Win: 123		WON-LOST	WINNING	LAST 10	STRENGTH OF SCHEDULE	OPP. STRENGTH OF SCHEDULE	TEAM RPI	ADJ RPI	CONF. RPI	ADJ CONF. RPI							
Average RPI Loss: 121		RECORD	PCT. RANK	GAMES													
DIV. I ONLY		1-7-1	.16667	314	1-7-1	49	163	202	.4728	200	24	24					
DIV. I NON-CONF.		1-6-1	.1875	303	1-6-1	32	142	172	.49474	172	25	25					
<hr/>																	
TOTALS		RPI 1-25		RPI 26-50		W-L RECORDS		RPI 51-100		RPI 101-150		RPI 150+					
1-7-1		0-1-0		0-1-0		OVERALL		0-2-0		1-0-1		0-3-0					
0-2-1		0-0-0		0-0-0		HOME		0-0-0		0-0-1		0-2-0					
1-5-0		0-1-0		0-1-0		AWAY		0-2-0		1-0-0		0-1-0					
0-0-0		0-0-0		0-0-0		NEUTRAL		0-0-0		0-0-0		0-0-0					
1-6-1		0-1-0		0-1-0		NON-CONFERENCE		0-2-0		1-0-1		0-2-0					
0-1-1		0-0-0		0-0-0		HOME		0-0-0		0-0-1		0-1-0					
1-5-0		0-1-0		0-0-		AWAY		0-2-0		1-0-0		0-1-0					
0-0-0		0-0-0		0-0-0		NEUTRAL		0-0-0		0-0-0		0-0-0					
0-1-0		0-0-0		0-0-0		CONFERENCE		0-0-0		0-0-0		0-1-0					
0-1-0		0-0-0		0-0-0		HOME		0-0-0		0-0-0		0-1-0					
0-0-0		0-0-0		0-0-0		AWAY		0-0-0		0-0-0		0-0-0					
0-0-0		0-0-0		0-0-0		NEUTRAL		0-0-0		0-0-0		0-0-0					
RPI	S	Opponent		Score		RPI	S	Opponent		Score		RPI	S	Opponent		Score	
11	A	Brown		0	4	29	A	Boston College		1	4	67	A	Providence		0	1
												69	A	Harvard		1	4
														117 H Massachusetts		2	2
														123 A Quinnipiac		2	1
														168 H UConn		1	2
														244 A Niagara		1	2
														259 H Hartford		1	2
<hr/>																	
LAST 10 GAMES																	
67	A	Providence			0	1	259	H	Hartford			1	2				
11	A	Brown			0	4	168	H	UConn			1	2				
117	H	Massachusetts			2	2	69	A	Harvard			1	4				
29	A	Boston College			1	4	123	A	Quinnipiac			2	1				
244	A	Niagara			1	2											

Non-Div. I Games:

UMass Lowell

Average RPI Win: 226		WON-LOST RECORD		WINNING PCT. RANK		LAST 10 GAMES		STRENGTH OF SCHEDULE		OPP. STRENGTH OF SCHEDULE		TEAM RPI		ADJ RPI		CONF. RPI		ADJ CONF. RPI	
DIV. I ONLY		4-6-1		.40909 208		3-6-1		163		205		198		.47262 201		13		13	
DIV. I NON-CONF.		3-4-1		.4375 191		2-4-1		196		186		193		.47451 196		12		13	
TOTALS		RPI 1-25		RPI 26-50		W-L RECORDS		RPI 51-100		RPI 101-150		RPI 150+							
4-6-1		0-0-0		0-0-1		OVERALL		0-2-0		0-1-0		4-3-0							
2-2-0		0-0-0		0-0-0		HOME		0-1-0		0-1-0		2-0-0							
2-4-1		0-0-0		0-0-1		AWAY		0-1-0		0-0-0		2-3-0							
0-0-0		0-0-0		0-0-0		NEUTRAL		0-0-0		0-0-0		0-0-0							
3-4-1		0-0-0		0-0-1		NON-CONFERENCE		0-2-0		0-0-0		3-2-0							
2-1-0		0-0-0		0-0-0		HOME		0-1-0		0-0-0		2-0-0							
1-3-1		0-0-0		0-1-		AWAY		0-1-0		0-0-0		1-2-0							
0-0-0		0-0-0		0-0-0		NEUTRAL		0-0-0		0-0-0		0-0-0							
1-2-0		0-0-0		0-0-0		CONFERENCE		0-0-0		0-1-0		1-1-0							
0-1-0		0-0-0		0-0-0		HOME		0-0-0		0-1-0		0-0-0							
1-1-0		0-0-0		0-0-0		AWAY		0-0-0		0-0-0		1-1-0							
0-0-0		0-0-0		0-0-0		NEUTRAL		0-0-0		0-0-0		0-0-0							
RPI	S	Opponent		Score		RPI	S	Opponent		Score		RPI	S	Opponent		Score			
				48	A	Villanova	1	1	82	A	Columbia	1	2	117	H	Massachusetts	3	4	
									94	H	Princeton	0	1	152	A	Davidson	0	1	
														178	H	Stony Brook	1	0	
														197	A	Pittsburgh	0	2	
														203	A	Drexel	1	0	
														232	H	James Madison	2	1	
														277	A	Lehigh	0	2	
														289	A	St. Bonaventure	1	0	
LAST 10 GAMES																			
				197	A	Pittsburgh	0	2	117	H	Massachusetts	3	4						
				232	H	James Madison	2	1	289	A	St. Bonaventure	1	0						
				178	H	Stony Brook	1	0	152	A	Davidson	0	1						
				94	H	Princeton	0	1	277	A	Lehigh	0	2						
				48	A	Villanova	1	1	82	A	Columbia	1	2						

Non-Div. I Games:

Saint Joseph's

Average RPI Win:	274	WON-LOST	WINNING	LAST 10	STRENGTH OF	OPP. STRENGTH	TEAM	ADJ	CONF.	ADJ CONF.					
Average RPI Loss:	175	RECORD	PCT. RANK	GAMES	SCHEDULE	OF SCHEDULE	RPI	RPI	RPI	RPI					
DIV. I ONLY	3-5-2	.4	220	3-5-2	97	325	196	.4718	202	23	23				
DIV. I NON-CONF.	2-4-2	.375	218	2-4-2	197	313	254	.43808	255	26	26				
<hr/>															
TOTALS	RPI 1-25	RPI 26-50		W-L RECORDS		RPI 51-100		RPI 101-150		RPI 150+					
3-5-2	0-0-0	0-0-0		OVERALL		0-2-0		0-0-0		3-3-2					
1-2-1	0-0-0	0-0-0		HOME		0-1-0		0-0-0		1-1-1					
2-2-1	0-0-0	0-0-0		AWAY		0-0-0		0-0-0		2-2-1					
0-1-0	0-0-0	0-0-0		NEUTRAL		0-1-0		0-0-0		0-0-0					
<hr/>															
2-4-2	0-0-0	0-0-0		NON-CONFERENCE		0-1-0		0-0-0		2-3-2					
1-1-1	0-0-0	0-0-0		HOME		0-0-0		0-0-0		1-1-1					
1-2-1	0-0-0	0-0-		AWAY		0-0-0		0-0-0		1-2-1					
0-1-0	0-0-0	0-0-0		NEUTRAL		0-1-0		0-0-0		0-0-0					
<hr/>															
1-1-0	0-0-0	0-0-0		CONFERENCE		0-1-0		0-0-0		1-0-0					
0-1-0	0-0-0	0-0-0		HOME		0-1-0		0-0-0		0-0-0					
1-0-0	0-0-0	0-0-0		AWAY		0-0-0		0-0-0		1-0-0					
0-0-0	0-0-0	0-0-0		NEUTRAL		0-0-0		0-0-0		0-0-0					
<hr/>															
RPI	S	Opponent	Score	RPI	S	Opponent	Score	RPI	S	Opponent	Score				
				92 N Rice				0	2	184 A Kent St.		0	0		
				96 H Milwaukee				1	5	187 A Ohio				1	2
										240 A UTSA				0	3
										244 H Niagara				0	0
										256 H Akron				2	1
										261 H Canisius				0	2
										279 A Green Bay				3	0
										288 A Miami (OH)				1	0
<hr/>															
				LAST 10 GAMES											
240 A UTSA				0	3	96 H Milwaukee				1	5				
288 A Miami (OH)				1	0	279 A Green Bay				3	0				
187 A Ohio				1	2	261 H Canisius				0	2				
256 H Akron				2	1	244 H Niagara				0	0				
184 A Kent St.				0	0	92 N Rice				0	2				

Non-Div. I Games:

Cleveland St.

Average RPI Win: 223		WON-LOST RECORD	WINNING PCT. RANK		LAST 10 GAMES		STRENGTH OF SCHEDULE		OPP. STRENGTH OF SCHEDULE		TEAM RPI	ADJ RPI	CONF. RPI	ADJ CONF. RPI
Average RPI Loss: 116			4-5-2	.45455 180	4-4-2	234	111	207	.47008 203	11	11			
DIV. I ONLY		4-3-2	.55556 145	4-2-2	285	128	208	.46778 208	10	10				
DIV. I NON-CONF.														
TOTALS		RPI 1-25	RPI 26-50		W-L RECORDS		RPI 51-100		RPI 101-150		RPI 150+			
4-5-2	0-0-0		0-1-0	OVERALL	1-1-0	0-1-1	3-2-1							
3-2-1	0-0-0		0-0-0	HOME	1-0-0	0-1-1	2-1-0							
1-3-1	0-0-0		0-1-0	AWAY	0-1-0	0-0-0	1-1-1							
0-0-0	0-0-0		0-0-0	NEUTRAL	0-0-0	0-0-0	0-0-0							
4-3-2	0-0-0		0-0-0	NON-CONFERENCE	1-1-0	0-0-1	3-2-1							
3-1-1	0-0-0		0-0-0	HOME	1-0-0	0-0-1	2-1-0							
1-2-1	0-0-0		0-0-	AWAY	0-1-0	0-0-0	1-1-1							
0-0-0	0-0-0		0-0-0	NEUTRAL	0-0-0	0-0-0	0-0-0							
0-2-0	0-0-0		0-1-0	CONFERENCE	0-0-0	0-1-0	0-0-0							
0-1-0	0-0-0		0-0-0	HOME	0-0-0	0-1-0	0-0-0							
0-1-0	0-0-0		0-1-0	AWAY	0-0-0	0-0-0	0-0-0							
0-0-0	0-0-0		0-0-0	NEUTRAL	0-0-0	0-0-0	0-0-0							
RPI S	Opponent	Score	RPI S	Opponent	Score	RPI S	Opponent	Score	RPI S	Opponent	Score			
			32 A Hofstra	1 2		63 H La Salle	1 0		113 H Col. of Charleston	0 1				
						82 A Columbia	0 4		122 H Monmouth	0 0				
									151 A Long Beach St.	0 3				
									201 H Saint Joseph's	0 1				
									211 A St. John's (NY)	2 1				
									234 A LMU (CA)	1 1				
									304 H Marist	3 1				
									314 H Seton Hall	1 0				
LAST 10 GAMES														
			122 H Monmouth	0 0		113 H Col. of Charleston	0 1							
			151 A Long Beach St.	0 3		32 A Hofstra	1 2							
			234 A LMU (CA)	1 1		82 A Columbia	0 4							
			63 H La Salle	1 0		314 H Seton Hall	1 0							
			304 H Marist	3 1		211 A St. John's (NY)	2 1							

Non-Div. I Games:

Drexel

U
T
R
G
V

UTRGV

Average RPI Win:	216	WON-LOST	WINNING	LAST 10	STRENGTH OF	OPP. STRENGTH	TEAM	ADJ	CONF.	ADJ CONF.	
Average RPI Loss:	75	RECORD	PCT. RANK	GAMES	SCHEDULE	OF SCHEDULE	RPI	RPI	RPI	RPI	
DIV. I ONLY	4-4-4	.5	160	3-4-3	244	151	204	.46975	205	26	26
DIV. I NON-CONF.	2-3-3	.4375	191	1-3-2	155	152	177	.48939	178	24	24
<hr/>											
TOTALS	RPI 1-25	RPI 26-50		W-L RECORDS	RPI 51-100		RPI 101-150		RPI 150+		
4-4-4	0-0-0	0-1-0		OVERALL	0-3-0		1-0-0		3-0-4		
2-1-2	0-0-0	0-0-0		HOME	0-1-0		1-0-0		1-0-2		
2-3-2	0-0-0	0-1-0		AWAY	0-2-0		0-0-0		2-0-2		
0-0-0	0-0-0	0-0-0		NEUTRAL	0-0-0		0-0-0		0-0-0		
<hr/>											
2-3-3	0-0-0	0-1-0		NON-CONFERENCE	0-2-0		1-0-0		1-0-3		
1-1-1	0-0-0	0-0-0		HOME	0-1-0		1-0-0		0-0-1		
1-2-2	0-0-0	0-0-		AWAY	0-1-0		0-0-0		1-0-2		
0-0-0	0-0-0	0-0-0		NEUTRAL	0-0-0		0-0-0		0-0-0		
<hr/>											
2-1-1	0-0-0	0-0-0		CONFERENCE	0-1-0		0-0-0		2-0-1		
1-0-1	0-0-0	0-0-0		HOME	0-0-0		0-0-0		1-0-1		
1-1-0	0-0-0	0-0-0		AWAY	0-1-0		0-0-0		1-0-0		
0-0-0	0-0-0	0-0-0		NEUTRAL	0-0-0		0-0-0		0-0-0		
<hr/>											
RPI	S	Opponent	Score	RPI	S	Opponent	Score	RPI	S	Opponent	Score
				46	A	Mississippi St.	0 3	74	H	Indiana	1 2
								81	A	Murray St.	1 5
								99	A	Western Caro.	4 5
				</							

Non-Div. I Games:

UT Martin

Average RPI Win: 286		WON-LOST	WINNING	LAST 10	STRENGTH OF	OPP. STRENGTH	TEAM	ADJ	CONF.	ADJ CONF.		
Average RPI Loss: 74		RECORD	PCT. RANK	GAMES	SCHEDULE	OF SCHEDULE	RPI	RPI	RPI	RPI		
DIV. I ONLY		5-3-2	.6	114	5-3-2	267	261	203	.46882	206	15	15
DIV. I NON-CONF.		3-3-2	.5	157	3-3-2	229	258	213	.46138	214	16	16
<hr/>												
TOTALS		RPI 1-25		RPI 26-50		W-L RECORDS		RPI 51-100		RPI 101-150		RPI 150+
5-3-2		0-0-0		0-0-0		OVERALL		0-3-0		0-0-0		5-0-2
3-0-1		0-0-0		0-0-0		HOME		0-0-0		0-0-0		3-0-1
2-3-1		0-0-0		0-0-0		AWAY		0-3-0		0-0-0		2-0-1
0-0-0		0-0-0		0-0-0		NEUTRAL		0-0-0		0-0-0		0-0-0
<hr/>												
3-3-2		0-0-0		0-0-0		NON-CONFERENCE		0-3-0		0-0-0		3-0-2
2-0-1		0-0-0		0-0-0		HOME		0-0-0		0-0-0		2-0-1
1-3-1		0-0-0		0-0-		AWAY		0-3-0		0-0-0		1-0-1
0-0-0		0-0-0		0-0-0		NEUTRAL		0-0-0		0-0-0		0-0-0
<hr/>												
2-0-0		0-0-0		0-0-0		CONFERENCE		0-0-0		0-0-0		2-0-0
1-0-0		0-0-0		0-0-0		HOME		0-0-0		0-0-0		1-0-0
1-0-0		0-0-0		0-0-0		AWAY		0-0-0		0-0-0		1-0-0
0-0-0		0-0-0		0-0-0		NEUTRAL		0-0-0		0-0-0		0-0-0
<hr/>												
RPI	S	Opponent	Score	RPI	S	Opponent	Score	RPI	S	Opponent	Score	
								63	A	La Salle	0	1
								76	A	Maryland	0	1
								82	A	Columbia	0	2
								229	H	Rider	5	0
								286	A	North Ala.	2	1
								295	H	Stetson	2	0
								307	H	Saint Peter's	2	0
								311	A	Iona	4	1
				319	A	LIU Brooklyn	1	1				
				323	H	UMBC	0	0				
<hr/>												
				LAST 10 GAMES								
286 A North Ala.				2	1	295 H Stetson				2	0	
307 H Saint Peter's				2	0	82 A Columbia				0	2	
63 A La Salle				0	1	319 A LIU Brooklyn				1	1	
76 A Maryland				0	1	311 A Iona				4	1	
323 H UMBC				0	0	229 H Rider				5	0	

Non-Div. I Games:

NJIT

Average RPI Win:	286	WON-LOST RECORD	WINNING PCT. RANK	LAST 10 GAMES	STRENGTH OF SCHEDULE	OPP. STRENGTH OF SCHEDULE	TEAM RPI	ADJ RPI	CONF. RPI	ADJ CONF. RPI	
Average RPI Loss:	129										
DIV. I ONLY	4-5-2	.45455	180	4-4-2	202	223	206	.4687	207	19	19
DIV. I NON-CONF.	3-4-1	.4375	191	3-3-1	226	189	220	.45741	220	20	20
<hr/>											
TOTALS	RPI 1-25	RPI 26-50		W-L RECORDS	RPI 51-100		RPI 101-150		RPI 150+		
4-5-2	0-0-0	0-1-0		OVERALL	0-0-0		0-2-0		4-2-2		
4-0-2	0-0-0	0-0-0		HOME	0-0-0		0-0-0		4-0-2		
0-5-0	0-0-0	0-1-0		AWAY	0-0-0		0-2-0		0-2-0		
0-0-0	0-0-0	0-0-0		NEUTRAL	0-0-0		0-0-0		0-0-0		
<hr/>											
3-4-1	0-0-0	0-1-0		NON-CONFERENCE	0-0-0		0-2-0		3-1-1		
3-0-1	0-0-0	0-0-0		HOME	0-0-0		0-0-0		3-0-1		
0-4-0	0-0-0	0-0-		AWAY	0-0-0		0-2-0		0-1-0		
0-0-0	0-0-0	0-0-0		NEUTRAL	0-0-0		0-0-0		0-0-0		
<hr/>											
1-1-1	0-0-0	0-0-0		CONFERENCE	0-0-0		0-0-0		1-1-1		
1-0-1	0-0-0	0-0-0		HOME	0-0-0		0-0-0		1-0-1		
0-1-0	0-0-0	0-0-0		AWAY	0-0-0		0-0-0		0-1-0		
0-0-0	0-0-0	0-0-0		NEUTRAL	0-0-0		0-0-0		0-0-0		
<hr/>											
RPI	S	Opponent	Score	RPI	S	Opponent	Score	RPI	S	Opponent	Score
				30	A	Wake Forest	0 2				
								112	A	Charlotte	2 3
								142	A	Radford	0 3
								172	A	Coastal Caro.	0 1
								186	H	Duquesne	1 1
								190	A	Tennessee Tech	1 2
								215	H	Troy	1 1
								250	H	Ga. Southern	2 1
								287	H	UNC Asheville	6 0
								299	H	FIU	2 1
								306	H	Wofford	3 0
<hr/>											
LAST 10 GAMES											
				250	H	Ga. Southern	2 1	172	A	Coastal Caro.	0 1
				112	A	Charlotte	2 3	306	H	Wofford	3 0
				287	H	UNC Asheville	6 0	215	H	Troy	1 1
				186	H	Duquesne	1 1	299	H	FIU	2 1
				30	A	Wake Forest	0 2	190	A	Tennessee Tech	1 2

Non-Div. I Games:

Appalachian St.

Average RPI Win: 259		WON-LOST	WINNING	LAST 10	STRENGTH OF		OPP. STRENGTH	TEAM	ADJ	CONF.	ADJ CONF.
Average RPI Loss: 130		RECORD	PCT. RANK	GAMES	SCHEDULE		OF SCHEDULE	RPI	RPI	RPI	RPI
DIV. I ONLY		5-3-2	.6	114	5-3-2		288	188	208	.46802	208
DIV. I NON-CONF.		3-3-2	.5	157	3-3-2		281	145	230	.45205	230
TOTALS		RPI 1-25	RPI 26-50		W-L RECORDS		RPI 51-100		RPI 101-150		RPI 150+
5-3-2	0-0-0	0-1-0		OVERALL		0-0-0		0-1-0		5-1-2	
4-0-1	0-0-0	0-0-0		HOME		0-0-0		0-0-0		4-0-1	
1-3-1	0-0-0	0-1-0		AWAY		0-0-0		0-1-0		1-1-1	
0-0-0	0-0-0	0-0-0		NEUTRAL		0-0-0		0-0-0		0-0-0	
3-3-2	0-0-0	0-1-0		NON-CONFERENCE		0-0-0		0-1-0		3-1-2	
3-0-1	0-0-0	0-0-0		HOME		0-0-0		0-0-0		3-0-1	
0-3-1	0-0-0	0-0-		AWAY		0-0-0		0-1-0		0-1-1	
0-0-0	0-0-0	0-0-0		NEUTRAL		0-0-0		0-0-0		0-0-0	
2-0-0	0-0-0	0-0-0		CONFERENCE		0-0-0		0-0-0		2-0-0	
1-0-0	0-0-0	0-0-0		HOME		0-0-0		0-0-0		1-0-0	
1-0-0	0-0-0	0-0-0		AWAY		0-0-0		0-0-0		1-0-0	
0-0-0	0-0-0	0-0-0		NEUTRAL		0-0-0		0-0-0		0-0-0	
RPI S	Opponent	Score	RPI S	Opponent	Score	RPI S	Opponent	Score	RPI S	Opponent	Score
			47 A	Oklahoma	0 1				124 A	Northeastern	0 1
									171 H	Cornell	1 0
									193 A	Buffalo	2 2
									210 H	Central Conn. St.	2 1
									218 A	Army West Point	2 3
									252 H	Siena	1 1
									259 H	Hartford	2 1
									323 A	UMBC	1 0
									333 H	St. Francis Brooklyn	3 0
LAST 10 GAMES											
			323 A	UMBC	1 0		252 H	Siena	1 1		
			210 H	Central Conn. St.	2 1		259 H	Hartford	2 1		
			218 A	Army West Point	2 3		171 H	Cornell	1 0		
			124 A	Northeastern	0 1		333 H	St. Francis Brooklyn	3 0		
			47 A	Oklahoma	0 1		193 A	Buffalo	2 2		

Non-Div. I Games:

Albany (NY)

Average RPI Win:	278	WON-LOST RECORD	WINNING PCT. RANK	LAST 10 GAMES	STRENGTH OF SCHEDULE	OPP. STRENGTH OF SCHEDULE	TEAM RPI	ADJ RPI	CONF. RPI	ADJ CONF. RPI	
DIV. I ONLY	3-8-0	.27273	281	3-7-0	85	236	209	.46771	209	10	10
DIV. I NON-CONF.	2-6-0	.25	278	2-5-0	87	246	214	.46285	213	11	11
<hr/>											
TOTALS	RPI 1-25	RPI 26-50		W-L RECORDS	RPI 51-100		RPI 101-150		RPI 150+		
3-8-0	0-1-0	0-1-0		OVERALL	0-2-0		0-1-0		3-3-0		
2-2-0	0-0-0	0-0-0		HOME	0-0-0		0-0-0		2-2-0		
1-5-0	0-1-0	0-1-0		AWAY	0-2-0		0-1-0		1-0-0		
0-1-0	0-0-0	0-0-0		NEUTRAL	0-0-0		0-0-0		0-1-0		
<hr/>											
2-6-0	0-0-0	0-1-0		NON-CONFERENCE	0-2-0		0-1-0		2-2-0		
2-1-0	0-0-0	0-0-0		HOME	0-0-0		0-0-0		2-1-0		
0-4-0	0-0-0	0-0-		AWAY	0-2-0		0-1-0		0-0-0		
0-1-0	0-0-0	0-0-0		NEUTRAL	0-0-0		0-0-0		0-1-0		
<hr/>											
1-2-0	0-1-0	0-0-0		CONFERENCE	0-0-0		0-0-0		1-1-0		
0-1-0	0-0-0	0-0-0		HOME	0-0-0		0-0-0		0-1-0		
1-1-0	0-1-0	0-0-0		AWAY	0-0-0		0-0-0		1-0-0		
0-0-0	0-0-0	0-0-0		NEUTRAL	0-0-0		0-0-0		0-0-0		
<hr/>											
RPI	S	Opponent	Score	RPI	S	Opponent	Score	RPI	S	Opponent	Score
19	A	Fla. Atlantic	0 4	37	A	Michigan	0 5	68	A	Vanderbilt	2 3
								73	A	FGCU	0 2
										115	A Michigan St.
										157	N Lipscomb
										179	H UTEP
										187	H Ohio
										212	H High Point
										299	A FIU
										324	H Youngstown St.
		</									

Non-Div. I Games:

Marshall

Average RPI Win:	288	WON-LOST RECORD	WINNING PCT. RANK	LAST 10 GAMES	STRENGTH OF SCHEDULE	OPP. STRENGTH OF SCHEDULE	TEAM RPI	ADJ RPI	CONF. RPI	ADJ CONF. RPI	
DIV. I ONLY		3-3-4	.5 160	3-3-4	227	267	210	.46635 210	30	30	
DIV. I NON-CONF.		2-3-3	.4375 191	2-3-3	200	256	210	.46472 210	30	30	
<hr/>											
TOTALS	RPI 1-25	RPI 26-50		W-L RECORDS	RPI 51-100		RPI 101-150		RPI 150+		
3-3-4	0-0-0	0-1-0		OVERALL	0-1-0		0-0-0		3-1-4		
2-0-1	0-0-0	0-0-0		HOME	0-0-0		0-0-0		2-0-1		
1-3-3	0-0-0	0-1-0		AWAY	0-1-0		0-0-0		1-1-3		
0-0-0	0-0-0	0-0-0		NEUTRAL	0-0-0		0-0-0		0-0-0		
2-3-3	0-0-0	0-1-0		NON-CONFERENCE	0-1-0		0-0-0		2-1-3		
2-0-1	0-0-0	0-0-0		HOME	0-0-0		0-0-0		2-0-1		
0-3-2	0-0-0	0-0-		AWAY	0-1-0		0-0-0		0-1-2		
0-0-0	0-0-0	0-0-0		NEUTRAL	0-0-0		0-0-0		0-0-0		
1-0-1	0-0-0	0-0-0		CONFERENCE	0-0-0		0-0-0		1-0-1		
0-0-0	0-0-0	0-0-0		HOME	0-0-0		0-0-0		0-0-0		
1-0-1	0-0-0	0-0-0		AWAY	0-0-0		0-0-0		1-0-1		
0-0-0	0-0-0	0-0-0		NEUTRAL	0-0-0		0-0-0		0-0-0		
<hr/>											
RPI S	Opponent	Score	RPI S	Opponent	Score	RPI S	Opponent	Score	RPI S	Opponent	Score
			38 A	Rutgers	1 2	79 A	Yale	0 3	168 H	UConn	1 1
									198 A	Bryant	1 1
									208 A	Albany (NY)	1 2
									227 H	Maine	2 1
									252 A	Siena	1 1
									311 H	Iona	4 0
									314 A	Seton Hall	0 0
									325 A	Mt. St. Mary's	5 1
			LAST 10 GAMES								
			325 A	Mt. St. Mary's	5 1	79 A	Yale	0 3			
			208 A	Albany (NY)	1 2	198 A	Bryant	1 1			
			168 H	UConn	1 1	314 A	Seton Hall	0 0			
			227 H	Maine	2 1	252 A	Siena	1 1			
			38 A	Rutgers	1 2	311 H	Iona	4 0			

Non-Div. I Games:

Central Conn. St.

Average RPI Win:	160	WON-LOST RECORD	WINNING PCT. RANK	LAST 10 GAMES	STRENGTH OF SCHEDULE	OPP. STRENGTH OF SCHEDULE	TEAM RPI	ADJ RPI	CONF. RPI	ADJ CONF. RPI	
Average RPI Loss:	132										
DIV. I ONLY	3-7-0	.3	265	3-7-0	135	143	214	.4658	211	8	8
DIV. I NON-CONF.	3-6-0	.33333	246	3-6-0	144	163	207	.46813	207	7	7
<hr/>											
TOTALS	RPI 1-25		RPI 26-50	W-L RECORDS		RPI 51-100		RPI 101-150		RPI 150+	
3-7-0	0-1-0		0-0-0	OVERALL		1-2-0		0-0-0		2-4-0	
3-2-0	0-0-0		0-0-0	HOME		1-1-0		0-0-0		2-1-0	
0-5-0	0-1-0		0-0-0	AWAY		0-1-0		0-0-0		0-3-0	
0-0-0	0-0-0		0-0-0	NEUTRAL		0-0-0		0-0-0		0-0-0	
3-6-0	0-1-0		0-0-0	NON-CONFERENCE		1-1-0		0-0-0		2-4-0	
3-2-0	0-0-0		0-0-0	HOME		1-1-0		0-0-0		2-1-0	
0-4-0	0-1-0		0-0-	AWAY		0-0-0		0-0-0		0-3-0	
0-0-0	0-0-0		0-0-0	NEUTRAL		0-0-0		0-0-0		0-0-0	
0-1-0	0-0-0		0-0-0	CONFERENCE		0-1-0		0-0-0		0-0-0	
0-0-0	0-0-0		0-0-0	HOME		0-0-0		0-0-0		0-0-0	
0-1-0	0-0-0		0-0-0	AWAY		0-1-0		0-0-0		0-0-0	
0-0-0	0-0-0		0-0-0	NEUTRAL		0-0-0		0-0-0		0-0-0	
RPI	S	Opponent	Score	RPI	S	Opponent	Score	RPI	S	Opponent	Score
23	A	Notre Dame	0 4					155	A	Cincinnati	0 2
						63 H La Salle	0 1				
						67 A Providence	0 4			171 H Cornell	2 0
						79 H Yale	2 1			178 A Stony Brook	0 1
										203 H Drexel	1 2
										230 H Syracuse	1 0
										232 A James Madison	1 2
<hr/>											
				LAST 10 GAMES							
				67 A Providence	0 4	171 H Cornell	2 0				
				23 A Notre Dame	0 4	203 H Drexel	1 2				
				79 H Yale	2 1	230 H Syracuse	1 0				
				232 A James Madison	1 2	63 H La Salle	0 1				
				155 A Cincinnati	0 2	178 A Stony Brook	0 1				

Non-Div. I Games:

St. John's (NY)

Average RPI Win: 264		WON-LOST RECORD		WINNING PCT. RANK		LAST 10 GAMES		STRENGTH OF SCHEDULE		OPP. STRENGTH OF SCHEDULE		TEAM RPI		ADJ RPI		CONF. RPI		ADJ CONF. RPI			
DIV. I ONLY		3-5-3		.40909 208		3-4-3		190		199		213		.46438 213		9		9			
DIV. I NON-CONF.		2-4-3		.38889 211		2-3-3		179		223		212		.46383 212		9		9			
TOTALS		RPI 1-25		RPI 26-50		W-L RECORDS		RPI 51-100		RPI 101-150		RPI 150+									
3-5-3		0-0-0		0-2-0		OVERALL		0-0-1		0-1-0		3-2-2									
2-2-1		0-0-0		0-1-0		HOME		0-0-0		0-0-0		2-1-1									
1-3-2		0-0-0		0-1-0		AWAY		0-0-1		0-1-0		1-1-1									
0-0-0		0-0-0		0-0-0		NEUTRAL		0-0-0		0-0-0		0-0-0									
2-4-3		0-0-0		0-2-0		NON-CONFERENCE		0-0-1		0-1-0		2-1-2									
1-1-1		0-0-0		0-1-0		HOME		0-0-0		0-0-0		1-0-1									
1-3-2		0-0-0		0-0-		AWAY		0-0-1		0-1-0		1-1-1									
0-0-0		0-0-0		0-0-0		NEUTRAL		0-0-0		0-0-0		0-0-0									
1-1-0		0-0-0		0-0-0		CONFERENCE		0-0-0		0-0-0		1-1-0									
1-1-0		0-0-0		0-0-0		HOME		0-0-0		0-0-0		1-1-0									
0-0-0		0-0-0		0-0-0		AWAY		0-0-0		0-0-0		0-0-0									
0-0-0		0-0-0		0-0-0		NEUTRAL		0-0-0		0-0-0		0-0-0									
RPI	S	Opponent		Score		RPI	S	Opponent		Score		RPI	S	Opponent		Score					
				30	A	Wake Forest		0	3	76	A	Maryland		1	1	107	A	Penn		1	2
				48	H	Villanova		0	3							155	H	Cincinnati		0	2
																167	H	East Carolina		1	0
																229	A	Rider		1	1
																253	A	Sacred Heart		1	3
																277	H	Lehigh		0	0
																302	H	Wagner		2	1
																323	A	UMBC		3	1
LAST 10 GAMES																					
				167	H	East Carolina		1	0	155	H	Cincinnati		0	2						
				48	H	Villanova		0	3	107	A	Penn		1	2						
				277	H	Lehigh		0	0	302	H	Wagner		2	1						
				253	A	Sacred Heart		1	3	229	A	Rider		1	1						
				323	A	UMBC		3	1	76	A	Maryland		1	1						

Non-Div. I Games:

Temple

Average RPI Win: 279		WON-LOST RECORD	WINNING PCT. RANK		LAST 10 GAMES	STRENGTH OF SCHEDULE	OPP. STRENGTH OF SCHEDULE	TEAM RPI	ADJ RPI	CONF. RPI	ADJ CONF. RPI	
Average RPI Loss: 132												
DIV. I ONLY		5-3-2	.6	114	5-3-2	298	183	215	.46383	214	29	29
DIV. I NON-CONF.		4-2-1	.64286	89	4-2-1	247	184	161	.49858	161	29	29
<hr/>												
TOTALS		RPI 1-25		RPI 26-50		W-L RECORDS		RPI 51-100		RPI 101-150		RPI 150+
5-3-2		0-0-0		0-0-0		OVERALL		0-1-0		0-1-1		5-1-1
3-1-1		0-0-0		0-0-0		HOME		0-1-0		0-0-1		3-0-0
2-2-1		0-0-0		0-0-0		AWAY		0-0-0		0-1-0		2-1-1
0-0-0		0-0-0		0-0-0		NEUTRAL		0-0-0		0-0-0		0-0-0
<hr/>												
4-2-1		0-0-0		0-0-0		NON-CONFERENCE		0-1-0		0-1-1		4-0-0
2-1-1		0-0-0		0-0-0		HOME		0-1-0		0-0-1		2-0-0
2-1-0		0-0-0		0-0-		AWAY		0-0-0		0-1-0		2-0-0
0-0-0		0-0-0		0-0-0		NEUTRAL		0-0-0		0-0-0		0-0-0
<hr/>												
1-1-1		0-0-0		0-0-0		CONFERENCE		0-0-0		0-0-0		1-1-1
1-0-0		0-0-0		0-0-0		HOME		0-0-0		0-0-0		1-0-0
0-1-1		0-0-0		0-0-0		AWAY		0-0-0		0-0-0		0-1-1
0-0-0		0-0-0		0-0-0		NEUTRAL		0-0-0		0-0-0		0-0-0
<hr/>												
RPI	S	Opponent	Score	RPI	S	Opponent	Score	RPI	S	Opponent	Score	
						72 H Furman	1 2			102 H UNC Greensboro	3 3	
										112 A Charlotte	1 4	
										172 H Coastal Caro.	2 0	
										212 A High Point	0 1	
										287 H UNC Asheville	2 0	
										290 A Winthrop	1 1	
										306 H Wofford	4 0	
										307 A Saint Peter's	3 0	
										325 A Mt. St. Mary's	3 0	
<hr/>												
LAST 10 GAMES												
						290 A Winthrop	1 1			212 A High Point	0 1	
						325 A Mt. St. Mary's	3 0			287 H UNC Asheville	2 0	
						172 H Coastal Caro.	2 0			306 H Wofford	4 0	
						72 H Furman	1 2			112 A Charlotte	1 4	
						102 H UNC Greensboro	3 3			307 A Saint Peter's	3 0	

Non-Div. I Games:

Campbell

Average RPI Win: 277		WON-LOST RECORD	WINNING PCT. RANK	LAST 10 GAMES	STRENGTH OF SCHEDULE	OPP. STRENGTH OF SCHEDULE	TEAM RPI	ADJ RPI		CONF. RPI	ADJ CONF. RPI	
Average RPI Loss: 119												
DIV. I ONLY		7-2-3	.70833	64	6-2-2	329	131	216	.46325	215	19	19
DIV. I NON-CONF.		5-1-2	.75	47	4-1-1	336	137	242	.44736	239	20	20
<hr/>												
TOTALS		RPI 1-25		RPI 26-50		W-L RECORDS		RPI 51-100		RPI 101-150		RPI 150+
7-2-3		0-0-0		0-0-0		OVERALL		0-1-0		1-0-0		6-1-3
4-0-1		0-0-0		0-0-0		HOME		0-0-0		1-0-0		3-0-1
2-2-1		0-0-0		0-0-0		AWAY		0-1-0		0-0-0		2-1-1
1-0-1		0-0-0		0-0-0		NEUTRAL		0-0-0		0-0-0		1-0-1
5-1-2		0-0-0		0-0-0		NON-CONFERENCE		0-1-0		0-0-0		5-0-2
2-0-1		0-0-0		0-0-0		HOME		0-0-0		0-0-0		2-0-1
2-1-0		0-0-0		0-0-		AWAY		0-1-0		0-0-0		2-0-0
1-0-1		0-0-0		0-0-0		NEUTRAL		0-0-0		0-0-0		1-0-1
2-1-1		0-0-0		0-0-0		CONFERENCE		0-0-0		1-0-0		1-1-1
2-0-0		0-0-0		0-0-0		HOME		0-0-0		1-0-0		1-0-0
0-1-1		0-0-0		0-0-0		AWAY		0-0-0		0-0-0		0-1-1
0-0-0		0-0-0		0-0-0		NEUTRAL		0-0-0		0-0-0		0-0-0
RPI	S	Opponent	Score	RPI	S	Opponent	Score	RPI	S	Opponent	Score	
						66 A Auburn	0 3	133 H Georgia St.			3 0	
								159 N UAB			1 1	
								172 A Coastal Caro.			1 2	
								190 H Tennessee Tech			0 0	
								207 A Appalachian St.			1 1	
								266 H La.-Monroe			7 1	
								291 A Jacksonville			1 0	
								295 N Stetson			3 2	
								316 H Jacksonville St.			2 1	
								317 A Southern U.			3 1	
								322 H Jackson St.			7 0	
<hr/>												
LAST 10 GAMES												
						266 H La.-Monroe	7 1	133 H Georgia St.			3 0	
						66 A Auburn	0 3	172 A Coastal Caro.			1 2	
						316 H Jacksonville St.	2 1	207 A Appalachian St.			1 1	
						159 N UAB	1 1	291 A Jacksonville			1 0	
						295 N Stetson	3 2	317 A Southern U.			3 1	

Non-Div. I Games:

Troy

Average RPI Win: 259		WON-LOST	WINNING	LAST 10	STRENGTH OF		OPP. STRENGTH	TEAM	ADJ	CONF.	ADJ CONF.		
Average RPI Loss: 161		RECORD	PCT. RANK	GAMES	SCHEDULE		OF SCHEDULE	RPI	RPI	RPI	RPI		
DIV. I ONLY		5-6-0	.45455	180	5-5-0		204	251	211	.46261	216	28	28
DIV. I NON-CONF.		3-5-0	.375	218	3-4-0		217	213	250	.4404	253	27	27
TOTALS		RPI 1-25	RPI 26-50		W-L RECORDS		RPI 51-100		RPI 101-150		RPI 150+		
5-6-0	0-0-0	0-0-0		OVERALL		0-2-0		0-1-0		5-3-0			
3-2-0	0-0-0	0-0-0		HOME		0-0-0		0-1-0		3-1-0			
2-4-0	0-0-0	0-0-0		AWAY		0-2-0		0-0-0		2-2-0			
0-0-0	0-0-0	0-0-0		NEUTRAL		0-0-0		0-0-0		0-0-0			
3-5-0	0-0-0	0-0-0		NON-CONFERENCE		0-2-0		0-1-0		3-2-0			
2-1-0	0-0-0	0-0-0		HOME		0-0-0		0-1-0		2-0-0			
1-4-0	0-0-0	0-0-		AWAY		0-2-0		0-0-0		1-2-0			
0-0-0	0-0-0	0-0-0		NEUTRAL		0-0-0		0-0-0		0-0-0			
2-1-0	0-0-0	0-0-0		CONFERENCE		0-0-0		0-0-0		2-1-0			
1-1-0	0-0-0	0-0-0		HOME		0-0-0		0-0-0		1-1-0			
1-0-0	0-0-0	0-0-0		AWAY		0-0-0		0-0-0		1-0-0			
0-0-0	0-0-0	0-0-0		NEUTRAL		0-0-0		0-0-0		0-0-0			
RPI	S	Opponent	Score	RPI	S	Opponent	Score	RPI	S	Opponent	Score		

Non-Div. I Games:

Northwestern St.

Average RPI Win: 138		WON-LOST RECORD		WINNING PCT. RANK		LAST 10 GAMES		STRENGTH OF SCHEDULE		OPP. STRENGTH OF SCHEDULE		TEAM RPI		ADJ RPI		CONF. RPI		ADJ CONF. RPI	
DIV. I ONLY		2-6-1		.27778 277		2-6-1		95		218		218		.46171 217		16		16	
DIV. I NON-CONF.		2-4-1		.35714 234		2-4-1		79		205		165		.49661 165		15		15	
TOTALS		RPI 1-25		RPI 26-50		W-L RECORDS		RPI 51-100		RPI 101-150		RPI 150+							
2-6-1		0-0-0		0-0-0		OVERALL		0-3-0		2-0-0		0-3-1							
0-4-1		0-0-0		0-0-0		HOME		0-1-0		0-0-0		0-3-1							
2-2-0		0-0-0		0-0-0		AWAY		0-2-0		2-0-0		0-0-0							
0-0-0		0-0-0		0-0-0		NEUTRAL		0-0-0		0-0-0		0-0-0							
2-4-1		0-0-0		0-0-0		NON-CONFERENCE		0-3-0		2-0-0		0-1-1							
0-2-1		0-0-0		0-0-0		HOME		0-1-0		0-0-0		0-1-1							
2-2-0		0-0-0		0-0-		AWAY		0-2-0		2-0-0		0-0-0							
0-0-0		0-0-0		0-0-0		NEUTRAL		0-0-0		0-0-0		0-0-0							
0-2-0		0-0-0		0-0-0		CONFERENCE		0-0-0		0-0-0		0-2-0							
0-2-0		0-0-0		0-0-0		HOME		0-0-0		0-0-0		0-2-0							
0-0-0		0-0-0		0-0-0		AWAY		0-0-0		0-0-0		0-0-0							
0-0-0		0-0-0		0-0-0		NEUTRAL		0-0-0		0-0-0		0-0-0							
RPI	S	Opponent		Score		RPI	S	Opponent		Score		RPI	S	Opponent		Score			

Non-Div. I Games:

Northern Ill.

Average RPI Win: 277		WON-LOST	WINNING	LAST 10	STRENGTH OF		OPP. STRENGTH	TEAM	ADJ		CONF.	ADJ CONF.
Average RPI Loss: 167		RECORD	PCT. RANK	GAMES	SCHEDULE		OF SCHEDULE	RPI	RPI		RPI	RPI
DIV. I ONLY		3-4-3	.45	189	3-4-3		177	312	217		.45968	218
DIV. I NON-CONF.		3-3-2	.5	157	3-3-2		239	320	238		.44472	244
TOTALS		RPI 1-25	RPI 26-50		W-L RECORDS		RPI 51-100		RPI 101-150		RPI 150+	
3-4-3		0-0-0	0-0-0		OVERALL		0-1-0		0-1-0		3-2-3	
3-2-2		0-0-0	0-0-0		HOME		0-1-0		0-0-0		3-1-2	
0-2-1		0-0-0	0-0-0		AWAY		0-0-0		0-1-0		0-1-1	
0-0-0		0-0-0	0-0-0		NEUTRAL		0-0-0		0-0-0		0-0-0	
3-3-2		0-0-0	0-0-0		NON-CONFERENCE		0-0-0		0-1-0		3-2-2	
3-1-2		0-0-0	0-0-0		HOME		0-0-0		0-0-0		3-1-2	
0-2-0		0-0-0	0-0-		AWAY		0-0-0		0-1-0		0-1-0	
0-0-0		0-0-0	0-0-0		NEUTRAL		0-0-0		0-0-0		0-0-0	
0-1-1		0-0-0	0-0-0		CONFERENCE		0-1-0		0-0-0		0-0-1	
0-1-0		0-0-0	0-0-0		HOME		0-1-0		0-0-0		0-0-0	
0-0-1		0-0-0	0-0-0		AWAY		0-0-0		0-0-0		0-0-1	
0-0-0		0-0-0	0-0-0		NEUTRAL		0-0-0		0-0-0		0-0-0	
RPI S	Opponent	Score	RPI S	Opponent	Score	RPI S	Opponent	Score	RPI S	Opponent	Score	
						78 H	Navy	0 1	136 A	Air Force	0 3	
									176 A	New Hampshire	0 1	
									208 H	Albany (NY)	3 2	
									226 A	Holy Cross	1 1	
									258 H	Northern Ariz.	1 1	
									276 H	Vermont	1 2	
									304 H	Marist	1 0	
									311 H	Iona	1 1	
									319 H	LIU Brooklyn	1 0	
LAST 10 GAMES												
						78 H	Navy	0 1	304 H	Marist	1 0	
						226 A	Holy Cross	1 1	176 A	New Hampshire	0 1	
						208 H	Albany (NY)	3 2	311 H	Iona	1 1	
						276 H	Vermont	1 2	136 A	Air Force	0 3	
						258 H	Northern Ariz.	1 1	319 H	LIU Brooklyn	1 0	

Non-Div. I Games:

Army West Point

Average RPI Win:		313	WON-LOST RECORD		WINNING PCT. RANK		LAST 10 GAMES		STRENGTH OF SCHEDULE		OPP. STRENGTH OF SCHEDULE		TEAM RPI		ADJ RPI		CONF. RPI		ADJ CONF. RPI	
DIV. I ONLY			3-6-1		.35 242		3-6-1		167		207		220		.45759 219		20		20	
DIV. I NON-CONF.			3-6-1		.35 243		3-6-1		169		219		219		.45759 218		19		19	
TOTALS		RPI 1-25		RPI 26-50		W-L RECORDS		RPI 51-100		RPI 101-150		RPI 150+								
3-6-1		0-1-0		0-1-0		OVERALL		0-3-0		0-0-0		3-1-1								
3-3-0		0-0-0		0-0-0		HOME		0-3-0		0-0-0		3-0-0								
0-3-1		0-1-0		0-1-0		AWAY		0-0-0		0-0-0		0-1-1								
0-0-0		0-0-0		0-0-0		NEUTRAL		0-0-0		0-0-0		0-0-0								
3-6-1		0-1-0		0-1-0		NON-CONFERENCE		0-3-0		0-0-0		3-1-1								
3-3-0		0-0-0		0-0-0		HOME		0-3-0		0-0-0		3-0-0								
0-3-1		0-1-0		0-0-		AWAY		0-0-0		0-0-0		0-1-1								
0-0-0		0-0-0		0-0-0		NEUTRAL		0-0-0		0-0-0		0-0-0								
0-0-0		0-0-0		0-0-0		CONFERENCE		0-0-0		0-0-0		0-0-0								
0-0-0		0-0-0		0-0-0		HOME		0-0-0		0-0-0		0-0-0								
0-0-0		0-0-0		0-0-0		AWAY		0-0-0		0-0-0		0-0-0								
0-0-0		0-0-0		0-0-0		NEUTRAL		0-0-0		0-0-0		0-0-0								
RPI	S	Opponent		Score		RPI	S	Opponent		Score		RPI	S	Opponent		Score				
22	A	Texas Tech		0 4		33	A	Oklahoma St.		0 4		59	H	Saint Louis		0 2				
												77	H	UMKC		0 2				
												92	H	Rice		1 2				
												196	A	Lamar University		1 2				
												240	A	UTSA		1 1				
												275	H	Grambling		5 0				
												329	H	Ark.-Pine Bluff		7 0				
												334	H	Chicago St.		8 1				
LAST 10 GAMES																				
						77	H	UMKC		0 2		196	A	Lamar University		1 2				
						334	H	Chicago St.		8 1		240	A	UTSA		1 1				
						22	A	Texas Tech		0 4		275	H	Grambling		5 0				
						329	H	Ark.-Pine Bluff		7 0		59	H	Saint Louis		0 2				
						92	H	Rice		1 2		33	A	Oklahoma St.		0 4				

Non-Div. I Games:

Oral Roberts

Average RPI Win: 179		WON-LOST RECORD		WINNING PCT. RANK		LAST 10 GAMES		STRENGTH OF SCHEDULE		OPP. STRENGTH OF SCHEDULE		TEAM RPI		ADJ RPI		CONF. RPI		ADJ CONF. RPI	
DIV. I ONLY		3-7-1		.31818 258		3-7-0		188		87		222		.4575 220		14		14	
DIV. I NON-CONF.		3-7-1		.31818 256		3-7-0		199		80		224		.4575 219		14		14	
TOTALS		RPI 1-25		RPI 26-50		W-L RECORDS		RPI 51-100		RPI 101-150		RPI 150+							
3-7-1		0-0-0		0-2-0		OVERALL		1-1-0		0-0-1		2-4-0							
2-1-0		0-0-0		0-1-0		HOME		1-0-0		0-0-0		1-0-0							
0-6-1		0-0-0		0-1-0		AWAY		0-1-0		0-0-1		0-4-0							
1-0-0		0-0-0		0-0-0		NEUTRAL		0-0-0		0-0-0		1-0-0							
3-7-1		0-0-0		0-2-0		NON-CONFERENCE		1-1-0		0-0-1		2-4-0							
2-1-0		0-0-0		0-1-0		HOME		1-0-0		0-0-0		1-0-0							
0-6-1		0-0-0		0-0-		AWAY		0-1-0		0-0-1		0-4-0							
1-0-0		0-0-0		0-0-0		NEUTRAL		0-0-0		0-0-0		1-0-0							
0-0-0		0-0-0		0-0-0		CONFERENCE		0-0-0		0-0-0		0-0-0							
0-0-0		0-0-0		0-0-0		HOME		0-0-0		0-0-0		0-0-0							
0-0-0		0-0-0		0-0-0		AWAY		0-0-0		0-0-0		0-0-0							
0-0-0		0-0-0		0-0-0		NEUTRAL		0-0-0		0-0-0		0-0-0							
RPI	S	Opponent		Score		RPI	S	Opponent		Score		RPI	S	Opponent		Score			
36	H	Washington		0	5	65	H	Pepperdine		2	1	121	A	San Jose St.		0	0		
45	A	Utah		0	1	95	A	Utah Valley		0	2	156	A	Montana		0	1		
												158	A	California Baptist		2	4		
												173	H	Seattle U		2	1		
												174	A	Sacramento St.		1	3		
												180	A	San Diego		0	1		
												300	N	Idaho St.		3	1		
LAST 10 GAMES																			
173	H	Seattle U		2	1	36	H	Washington		0	5								
158	A	California Baptist		2	4	300	N	Idaho St.		3	1								
45	A	Utah		0	1	156	A	Montana		0	1								
95	A	Utah Valley		0	2	180	A	San Diego		0	1								
174	A	Sacramento St.		1	3	65	H	Pepperdine		2	1								

Non-Div. I Games:

Cal Poly

Average RPI Win:		243	WON-LOST RECORD		WINNING PCT. RANK		LAST 10 GAMES		STRENGTH OF SCHEDULE		OPP. STRENGTH OF SCHEDULE		TEAM RPI		ADJ RPI		CONF. RPI		ADJ CONF. RPI		
Average RPI Loss:		106																			
DIV. I ONLY			2-7-1		.25 288		2-7-1		127		118		221		.45731 221		14		14		
DIV. I NON-CONF.			2-7-1		.25 278		2-7-1		125		126		221		.45731 222		14		14		
TOTALS		RPI 1-25		RPI 26-50		W-L RECORDS		RPI 51-100		RPI 101-150		RPI 150+									
2-7-1		0-1-0		0-0-0		OVERALL		0-3-0		0-1-1		2-2-0									
1-1-1		0-0-0		0-0-0		HOME		0-0-0		0-0-1		1-1-0									
0-6-0		0-1-0		0-0-0		AWAY		0-3-0		0-1-0		0-1-0									
1-0-0		0-0-0		0-0-0		NEUTRAL		0-0-0		0-0-0		1-0-0									
2-7-1		0-1-0		0-0-0		NON-CONFERENCE		0-3-0		0-1-1		2-2-0									
1-1-1		0-0-0		0-0-0		HOME		0-0-0		0-0-1		1-1-0									
0-6-0		0-1-0		0-0-		AWAY		0-3-0		0-1-0		0-1-0									
1-0-0		0-0-0		0-0-0		NEUTRAL		0-0-0		0-0-0		1-0-0									
0-0-0		0-0-0		0-0-0		CONFERENCE		0-0-0		0-0-0		0-0-0									
0-0-0		0-0-0		0-0-0		HOME		0-0-0		0-0-0		0-0-0									
0-0-0		0-0-0		0-0-0		AWAY		0-0-0		0-0-0		0-0-0									
0-0-0		0-0-0		0-0-0		NEUTRAL		0-0-0		0-0-0		0-0-0									
RPI	S	Opponent		Score		RPI	S	Opponent		Score		RPI	S	Opponent		Score					
25	A	Santa Clara		0 2								52	A	San Francisco		0 5		114	H	Denver	1 1
												53	A	California		0 2		149	A	Fresno St.	0 1
												65	A	Pepperdine		0 3		158	H	California Baptist	1 3
																		235	N	Houston	1 0
																		239	A	CSU Bakersfield	1 2
																		251	H	Idaho	1 0
LAST 10 GAMES																					
25	A	Santa Clara		0 2		149	A	Fresno St.		0 1											
114	H	Denver		1 1		53	A	California		0 2											
239	A	CSU Bakersfield		1 2		251	H	Idaho		1 0											
158	H	California Baptist		1 3		235	N	Houston		1 0											
65	A	Pepperdine		0 3		52	A	San Francisco		0 5											

Non-Div. I Games:

UC Riverside

Average RPI Win: 273		WON-LOST RECORD	WINNING PCT. RANK		LAST 10 GAMES	STRENGTH OF SCHEDULE	OPP. STRENGTH OF SCHEDULE	TEAM RPI	ADJ RPI	CONF. RPI	ADJ CONF. RPI						
Average RPI Loss: 98																	
DIV. I ONLY		3-6-2	.36364	235	2-6-2	216	94	219	.45694	222	13	13					
DIV. I NON-CONF.		2-5-1	.3125	257	1-5-1	205	84	237	.44637	240	12	13					
<hr/>																	
TOTALS		RPI 1-25		RPI 26-50		W-L RECORDS		RPI 51-100		RPI 101-150		RPI 150+					
3-6-2		0-1-0		0-1-0		OVERALL		0-2-1		0-1-0		3-1-1					
3-2-1		0-0-0		0-0-0		HOME		0-1-0		0-0-0		3-1-1					
0-4-1		0-1-0		0-1-0		AWAY		0-1-1		0-1-0		0-0-0					
0-0-0		0-0-0		0-0-0		NEUTRAL		0-0-0		0-0-0		0-0-0					
2-5-1		0-1-0		0-1-0		NON-CONFERENCE		0-1-1		0-1-0		2-1-0					
2-2-0		0-0-0		0-0-0		HOME		0-1-0		0-0-0		2-1-0					
0-3-1		0-1-0		0-0-		AWAY		0-0-1		0-1-0		0-0-0					
0-0-0		0-0-0		0-0-0		NEUTRAL		0-0-0		0-0-0		0-0-0					
1-1-1		0-0-0		0-0-0		CONFERENCE		0-1-0		0-0-0		1-0-1					
1-0-1		0-0-0		0-0-0		HOME		0-0-0		0-0-0		1-0-1					
0-1-0		0-0-0		0-0-0		AWAY		0-1-0		0-0-0		0-0-0					
0-0-0		0-0-0		0-0-0		NEUTRAL		0-0-0		0-0-0		0-0-0					
RPI	S	Opponent		Score		RPI	S	Opponent		Score		RPI	S	Opponent		Score	
18	A	Louisville		2	5	31	A	Illinois		2	3	59	A	Saint Louis		1	4
												71	H	DePaul		0	1
												89	A	Xavier		0	0

Non-Div. I Games:

Dayton

Average RPI Win:	290	WON-LOST	WINNING	LAST 10	STRENGTH OF	OPP. STRENGTH	TEAM	ADJ	CONF.	ADJ CONF.			
Average RPI Loss:	167	RECORD	PCT. RANK	GAMES	SCHEDULE	OF SCHEDULE	RPI	RPI	RPI	RPI			
DIV. I ONLY		4-5-2	.45455	180	3-5-2	205	308	224	.45551	223	19	19	
DIV. I NON-CONF.		4-3-1	.5625	136	3-3-1	249	306	218	.45741	220	20	20	
<hr/>													
TOTALS	RPI 1-25	RPI 26-50		W-L RECORDS		RPI 51-100		RPI 101-150		RPI 150+			
4-5-2	0-0-0	0-0-0		OVERALL		0-0-0		0-2-0		4-3-2			
3-2-0	0-0-0	0-0-0		HOME		0-0-0		0-1-0		3-1-0			
1-3-2	0-0-0	0-0-0		AWAY		0-0-0		0-1-0		1-2-2			
0-0-0	0-0-0	0-0-0		NEUTRAL		0-0-0		0-0-0		0-0-0			
4-3-1	0-0-0	0-0-0		NON-CONFERENCE		0-0-0		0-0-0		4-3-1			
3-1-0	0-0-0	0-0-0		HOME		0-0-0		0-0-0		3-1-0			
1-2-1	0-0-0	0-0-		AWAY		0-0-0		0-0-0		1-2-1			
0-0-0	0-0-0	0-0-0		NEUTRAL		0-0-0		0-0-0		0-0-0			
0-2-1	0-0-0	0-0-0		CONFERENCE		0-0-0		0-2-0		0-0-1			
0-1-0	0-0-0	0-0-0		HOME		0-0-0		0-1-0		0-0-0			
0-1-1	0-0-0	0-0-0		AWAY		0-0-0		0-1-0		0-0-1			
0-0-0	0-0-0	0-0-0		NEUTRAL		0-0-0		0-0-0		0-0-0			
RPI	S	Opponent	Score	RPI	S	Opponent	Score	RPI	S	Opponent	Score		
								129	H	South Alabama	0 1		
								132	A	Arkansas St.	0 1		
								179	A	UTEP	1 2		
								181	H	McNeese	0 1		
								216	A	Northwestern St.	0 1		
								237	A	Little Rock	0 0		
								240	A	UTSA	1 0		
								264	A	New Mexico St.	1 1		
								281	H	Incarnate Word	1 0		
								312	H	Houston Baptist	2 1		
								327	H	Prairie View	1 0		
<hr/>													
LAST 10 GAMES													
						132	A	Arkansas St.	0 1	129	H	South Alabama	0 1
						237	A	Little Rock	0 0	181	H	McNeese	0 1
						312	H	Houston Baptist	2 1	216	A	Northwestern St.	0 1
						240	A	UTSA	1 0	264	A	New Mexico St.	1 1
						327	H	Prairie View	1 0	179	A	UTEP	1 2

Non-Div. I Games:

Texas St.

Average RPI Win: 268		WON-LOST	WINNING	LAST 10	STRENGTH OF	OPP. STRENGTH	TEAM	ADJ	CONF.	ADJ CONF.		
Average RPI Loss: 115		RECORD	PCT. RANK	GAMES	SCHEDULE	OF SCHEDULE	RPI	RPI	RPI	RPI		
DIV. I ONLY		3-6-0	.33333	251	4-6-0	148	250	225	.45547	224	18	18
DIV. I NON-CONF.		3-5-0	.375	218	3-5-0	164	267	217	.45779	217	17	17
<hr/>												
TOTALS		RPI 1-25		RPI 26-50		W-L RECORDS		RPI 51-100		RPI 101-150		RPI 150+
3-6-0		0-0-0		0-1-0		OVERALL		0-2-0		0-1-0		3-2-0
2-3-0		0-0-0		0-0-0		HOME		0-1-0		0-0-0		2-2-0
1-3-0		0-0-0		0-1-0		AWAY		0-1-0		0-1-0		1-0-0
0-0-0		0-0-0		0-0-0		NEUTRAL		0-0-0		0-0-0		0-0-0
3-5-0		0-0-0		0-1-0		NON-CONFERENCE		0-1-0		0-1-0		3-2-0
2-2-0		0-0-0		0-0-0		HOME		0-0-0		0-0-0		2-2-0
1-3-0		0-0-0		0-0-		AWAY		0-1-0		0-1-0		1-0-0
0-0-0		0-0-0		0-0-0		NEUTRAL		0-0-0		0-0-0		0-0-0
0-1-0		0-0-0		0-0-0		CONFERENCE		0-1-0		0-0-0		0-0-0
0-1-0		0-0-0		0-0-0		HOME		0-1-0		0-0-0		0-0-0
0-0-0		0-0-0		0-0-0		AWAY		0-0-0		0-0-0		0-0-0
0-0-0		0-0-0		0-0-0		NEUTRAL		0-0-0		0-0-0		0-0-0
RPI	S	Opponent		Score		RPI	S	Opponent		Score		

Non-Div. I Games: St. Ambrose 6 0

UNI

[illegible]

Non-Div. I Games:	Marian (IN)	2	0	UNKNOWN	4	1
-------------------	-------------	---	---	---------	---	---

Wright St.

[illegible]

Non-Div. I Games:

Holy Cross

Average RPI Win: 282		WON-LOST RECORD	WINNING PCT. RANK		LAST 10 GAMES	STRENGTH OF SCHEDULE	OPP. STRENGTH OF SCHEDULE	TEAM RPI	ADJ RPI	CONF. RPI	ADJ CONF. RPI	
Average RPI Loss: 213												
DIV. I ONLY		4-3-1	.5625	136	4-3-1	270	297	228	.45356	227	24	24
DIV. I NON-CONF.		4-2-0	.66667	80	4-2-0	284	295	200	.47163	199	25	25
<hr/>												
TOTALS		RPI 1-25		RPI 26-50		W-L RECORDS		RPI 51-100		RPI 101-150		RPI 150+
4-3-1		0-0-0		0-0-0		OVERALL		0-0-0		0-0-0		4-3-1
2-1-0		0-0-0		0-0-0		HOME		0-0-0		0-0-0		2-1-0
2-2-1		0-0-0		0-0-0		AWAY		0-0-0		0-0-0		2-2-1
0-0-0		0-0-0		0-0-0		NEUTRAL		0-0-0		0-0-0		0-0-0
4-2-0		0-0-0		0-0-0		NON-CONFERENCE		0-0-0		0-0-0		4-2-0
2-0-0		0-0-0		0-0-0		HOME		0-0-0		0-0-0		2-0-0
2-2-0		0-0-0		0-0-		AWAY		0-0-0		0-0-0		2-2-0
0-0-0		0-0-0		0-0-0		NEUTRAL		0-0-0		0-0-0		0-0-0
0-1-1		0-0-0		0-0-0		CONFERENCE		0-0-0		0-0-0		0-1-1
0-1-0		0-0-0		0-0-0		HOME		0-0-0		0-0-0		0-1-0
0-0-1		0-0-0		0-0-0		AWAY		0-0-0		0-0-0		0-0-1
0-0-0		0-0-0		0-0-0		NEUTRAL		0-0-0		0-0-0		0-0-0
RPI	S	Opponent	Score	RPI	S	Opponent	Score	RPI	S	Opponent	Score	
										178 H Stony Brook	0	2
										198 H Bryant	1	0
										210 A Central Conn. St.	1	2
										252 A Siena	0	1
										276 A Vermont	1	1
										304 A Marist	2	1
										307 A Saint Peter's	2	0
										320 H Merrimack	3	1
<hr/>												
LAST 10 GAMES												
						178 H Stony Brook	0	2		276 A Vermont	1	1
						252 A Siena	0	1		198 H Bryant	1	0
						304 A Marist	2	1		210 A Central Conn. St.	1	2
						320 H Merrimack	3	1				
						307 A Saint Peter's	2	0				

Non-Div. I Games:

Maine

Average RPI Win: 310		WON-LOST	WINNING	LAST 10	STRENGTH OF		OPP. STRENGTH	TEAM	ADJ	CONF.	ADJ CONF.
Average RPI Loss: 97		RECORD	PCT. RANK	GAMES	SCHEDULE		OF SCHEDULE	RPI	RPI	RPI	RPI
DIV. I ONLY		2-8-2	.25 288	2-6-2	105		219	227	.453 228	13	13
DIV. I NON-CONF.		1-6-2	.22222 290	1-4-2	115		196	243	.44495 243	12	13
<hr/>											
TOTALS	RPI 1-25	RPI 26-50		W-L RECORDS		RPI 51-100		RPI 101-150		RPI 150+	
2-8-2	0-0-0	0-2-0		OVERALL		0-3-0		0-1-0		2-2-2	
1-1-1	0-0-0	0-0-0		HOME		0-1-0		0-0-0		1-0-1	
1-7-1	0-0-0	0-2-0		AWAY		0-2-0		0-1-0		1-2-1	
0-0-0	0-0-0	0-0-0		NEUTRAL		0-0-0		0-0-0		0-0-0	
<hr/>											
1-6-2	0-0-0	0-2-0		NON-CONFERENCE		0-3-0		0-0-0		1-1-2	
0-1-1	0-0-0	0-0-0		HOME		0-1-0		0-0-0		0-0-1	
1-5-1	0-0-0	0-0-		AWAY		0-2-0		0-0-0		1-1-1	
0-0-0	0-0-0	0-0-0		NEUTRAL		0-0-0		0-0-0		0-0-0	
<hr/>											
1-2-0	0-0-0	0-0-0		CONFERENCE		0-0-0		0-1-0		1-1-0	
1-0-0	0-0-0	0-0-0		HOME		0-0-0		0-0-0		1-0-0	
0-2-0	0-0-0	0-0-0		AWAY		0-0-0		0-1-0		0-1-0	
0-0-0	0-0-0	0-0-0		NEUTRAL		0-0-0		0-0-0		0-0-0	
<hr/>											
RPI S	Opponent	Score	RPI S	Opponent	Score	RPI S	Opponent	Score	RPI S	Opponent	Score
			32 A	Hofstra	1 6	79 A	Yale	0 2	106 A	George Washington	1 2
			38 A	Rutgers	0 5	80 A	Tennessee	1 3	178 A	Stony Brook	0 1
						82 H	Columbia	1 3	182 A	Richmond	0 1
									230 A	Syracuse	0 0
									277 H	Lehigh	0 0
									289 H	St. Bonaventure	1 0
									331 A	Manhattan	1 0
<hr/>											
LAST 10 GAMES											
178 A	Stony Brook	0 1	182 A	Richmond	0 1						
230 A	Syracuse	0 0	106 A	George Washington	1 2						
79 A	Yale	0 2	289 H	St. Bonaventure	1 0						
277 H	Lehigh	0 0	32 A	Hofstra	1 6						
82 H	Columbia	1 3	331 A	Manhattan	1 0						

Non-Div. I Games:

Fordham

Average RPI Win: 274		WON-LOST	WINNING	LAST 10	STRENGTH OF	OPP. STRENGTH	TEAM	ADJ	CONF.	ADJ CONF.		
Average RPI Loss: 144		RECORD	PCT. RANK	GAMES	SCHEDULE	OF SCHEDULE	RPI	RPI	RPI	RPI		
DIV. I ONLY		4-2-3	.61111	107	4-2-3	304	266	229	.45261	229	27	27
DIV. I NON-CONF.		3-2-2	.57143	128	3-2-2	320	290	274	.42455	274	28	28
<hr/>												
TOTALS		RPI 1-25		RPI 26-50		W-L RECORDS		RPI 51-100		RPI 101-150		RPI 150+
4-2-3		0-0-0		0-0-0		OVERALL		0-1-0		1-0-0		3-1-3
3-1-2		0-0-0		0-0-0		HOME		0-1-0		0-0-0		3-0-2
1-1-1		0-0-0		0-0-0		AWAY		0-0-0		1-0-0		0-1-1
0-0-0		0-0-0		0-0-0		NEUTRAL		0-0-0		0-0-0		0-0-0
3-2-2		0-0-0		0-0-0		NON-CONFERENCE		0-1-0		0-0-0		3-1-2
3-1-1		0-0-0		0-0-0		HOME		0-1-0		0-0-0		3-0-1
0-1-1		0-0-0		0-0-		AWAY		0-0-0		0-0-0		0-1-1
0-0-0		0-0-0		0-0-0		NEUTRAL		0-0-0		0-0-0		0-0-0
1-0-1		0-0-0		0-0-0		CONFERENCE		0-0-0		1-0-0		0-0-1
0-0-1		0-0-0		0-0-0		HOME		0-0-0		0-0-0		0-0-1
1-0-0		0-0-0		0-0-0		AWAY		0-0-0		1-0-0		0-0-0
0-0-0		0-0-0		0-0-0		NEUTRAL		0-0-0		0-0-0		0-0-0
RPI	S	Opponent	Score	RPI	S	Opponent	Score	RPI	S	Opponent	Score	

Non-Div. I Games:

Rider

Average RPI Win: 247		WON-LOST RECORD		WINNING PCT. RANK		LAST 10 GAMES		STRENGTH OF SCHEDULE		OPP. STRENGTH OF SCHEDULE		TEAM RPI		ADJ RPI		CONF. RPI		ADJ CONF. RPI	
DIV. I ONLY		2-6-2		.3 265		2-6-2		198		62		230		.45156 230		1		1	
DIV. I NON-CONF.		2-4-1		.35714 234		2-4-1		296		85		281		.41423 280		1		1	
TOTALS		RPI 1-25		RPI 26-50		W-L RECORDS		RPI 51-100		RPI 101-150		RPI 150+							
2-6-2		0-2-0		0-0-0		OVERALL		0-2-0		0-0-0		2-2-2							
2-2-1		0-2-0		0-0-0		HOME		0-0-0		0-0-0		2-0-1							
0-4-1		0-0-0		0-0-0		AWAY		0-2-0		0-0-0		0-2-1							
0-0-0		0-0-0		0-0-0		NEUTRAL		0-0-0		0-0-0		0-0-0							
2-4-1		0-0-0		0-0-0		NON-CONFERENCE		0-2-0		0-0-0		2-2-1							
2-0-1		0-0-0		0-0-0		HOME		0-0-0		0-0-0		2-0-1							
0-4-0		0-0-0		0-0-		AWAY		0-2-0		0-0-0		0-2-0							
0-0-0		0-0-0		0-0-0		NEUTRAL		0-0-0		0-0-0		0-0-0							
0-2-1		0-2-0		0-0-0		CONFERENCE		0-0-0		0-0-0		0-0-1							
0-2-0		0-2-0		0-0-0		HOME		0-0-0		0-0-0		0-0-0							
0-0-1		0-0-0		0-0-0		AWAY		0-0-0		0-0-0		0-0-1							
0-0-0		0-0-0		0-0-0		NEUTRAL		0-0-0		0-0-0		0-0-0							
RPI	S	Opponent		Score		RPI	S	Opponent		Score		RPI	S	Opponent		Score			
1	H	Florida St.		0 1				60	A	Dartmouth		0 2		184	A	Kent St.		0 1	
18	H	Louisville		0 3				66	A	Auburn		0 2		197	A	Pittsburgh		1 1	
														211	A	St. John's (NY)		0 1	
														228	H	Fordham		0 0	
														241	H	Colgate		1 0	
														252	H	Siena		3 0	
LAST 10 GAMES																			
				211	A	St. John's (NY)		0 1		1	H	Florida St.		0 1					
				184	A	Kent St.		0 1		18	H	Louisville		0 3					
				66	A	Auburn		0 2		197	A	Pittsburgh		1 1					
				60	A	Dartmouth		0 2		228	H	Fordham		0 0					
				252	H	Siena		3 0		241	H	Colgate		1 0					

Non-Div. I Games:

Syracuse

[illegible]

Non-Div. I Games:

South Dakota

Average RPI Win:	184	WON-LOST RECORD	WINNING PCT. RANK	LAST 10 GAMES	STRENGTH OF SCHEDULE	OPP. STRENGTH OF SCHEDULE	TEAM RPI	ADJ RPI	CONF. RPI	ADJ CONF. RPI	
DIV. I ONLY	3-8-1	.29167	276	2-7-1	193	52	232	.45102	232	11	11
DIV. I NON-CONF.	3-7-0	.3	260	2-6-0	188	45	216	.45939	215	10	10
<hr/>											
TOTALS	RPI 1-25	RPI 26-50		W-L RECORDS	RPI 51-100		RPI 101-150		RPI 150+		
3-8-1	0-1-0	0-2-0		OVERALL	0-1-0		1-2-0		2-2-1		
2-1-1	0-0-0	0-1-0		HOME	0-0-0		0-0-0		2-0-1		
1-7-0	0-1-0	0-1-0		AWAY	0-1-0		1-2-0		0-2-0		
0-0-0	0-0-0	0-0-0		NEUTRAL	0-0-0		0-0-0		0-0-0		
3-7-0	0-1-0	0-2-0		NON-CONFERENCE	0-1-0		1-1-0		2-2-0		
2-1-0	0-0-0	0-1-0		HOME	0-0-0		0-0-0		2-0-0		
1-6-0	0-1-0	0-0-		AWAY	0-1-0		1-1-0		0-2-0		
0-0-0	0-0-0	0-0-0		NEUTRAL	0-0-0		0-0-0		0-0-0		
0-1-1	0-0-0	0-0-0		CONFERENCE	0-0-0		0-1-0		0-0-1		
0-0-1	0-0-0	0-0-0		HOME	0-0-0		0-0-0		0-0-1		
0-1-0	0-0-0	0-0-0		AWAY	0-0-0		0-1-0		0-0-0		
0-0-0	0-0-0	0-0-0		NEUTRAL	0-0-0		0-0-0		0-0-0		
RPI	S	Opponent	Score	RPI	S	Opponent	Score	RPI	S	Opponent	Score
16	A	Duke	0 6	27	A	Washington St.	3 6	61	A	Penn St.	1 2
				40	H	Georgetown	1 2				
								105	A	LSU	1 0
								128	A	Liberty	2 3
								130	A	Delaware	0 1
								169	H	William & Mary	2 2
								173	A	Seattle U	2 3
								201	A	Saint Joseph's	1 2
								211	H	St. John's (NY)	2 1
								236	H	George Mason	3 2
				LAST 10 GAMES							
	16	A	Duke	0	6	130	A	Delaware	0	1	
	236	H	George Mason	3	2	169	H	William & Mary	2	2	
	61	A	Penn St.	1	2	105	A	LSU	1	0	
	201	A	Saint Joseph's	1	2	128	A	Liberty	2	3	
	27	A	Washington St.	3	6	173	A	Seattle U	2	3	

Non-Div. I Games:

James Madison

Average RPI Win: 266		WON-LOST RECORD		WINNING PCT. RANK		LAST 10 GAMES		STRENGTH OF SCHEDULE		OPP. STRENGTH OF SCHEDULE		TEAM RPI		ADJ RPI		CONF. RPI		ADJ CONF. RPI	
DIV. I ONLY		1-8-1		.15 316		1-8-1		60		260		233		.45085 233		28		28	
DIV. I NON-CONF.		1-5-1		.21429 293		1-5-1		28		220		166		.49653 166		27		27	
TOTALS		RPI 1-25		RPI 26-50		W-L RECORDS		RPI 51-100		RPI 101-150		RPI 150+							
1-8-1		0-1-0		0-1-0		OVERALL		0-0-0		0-3-0		1-3-1							
1-4-0		0-1-0		0-0-0		HOME		0-0-0		0-1-0		1-2-0							
0-4-1		0-0-0		0-1-0		AWAY		0-0-0		0-2-0		0-1-1							
0-0-0		0-0-0		0-0-0		NEUTRAL		0-0-0		0-0-0		0-0-0							
1-5-1		0-1-0		0-1-0		NON-CONFERENCE		0-0-0		0-3-0		1-0-1							
1-2-0		0-1-0		0-0-0		HOME		0-0-0		0-1-0		1-0-0							
0-3-1		0-0-0		0-0-		AWAY		0-0-0		0-2-0		0-0-1							
0-0-0		0-0-0		0-0-0		NEUTRAL		0-0-0		0-0-0		0-0-0							
0-3-0		0-0-0		0-0-0		CONFERENCE		0-0-0		0-0-0		0-3-0							
0-2-0		0-0-0		0-0-0		HOME		0-0-0		0-0-0		0-2-0							
0-1-0		0-0-0		0-0-0		AWAY		0-0-0		0-0-0		0-1-0							
0-0-0		0-0-0		0-0-0		NEUTRAL		0-0-0		0-0-0		0-0-0							
RPI	S	Opponent		Score		RPI	S	Opponent		Score		RPI	S	Opponent		Score			
17	H	Memphis		0 2		33	A	Oklahoma St.		0 5		101	A	Arizona St.		1 7			
												108	H	Missouri St.		2 3			
												132	A	Arkansas St.		1 3			
												181	H	McNeese		1 2			
												196	H	Lamar University		2 3			
												237	A	Little Rock		2 2			
												266	H	La.-Monroe		4 0			
												270	A	Sam Houston St.		2 3			
						LAST 10 GAMES													
						266	H	La.-Monroe		4 0		196	H	Lamar University		2 3			
						237	A	Little Rock		2 2		181	H	McNeese		1 2			
						33	A	Oklahoma St.		0 5		270	A	Sam Houston St.		2 3			
						132	A	Arkansas St.		1 3		17	H	Memphis		0 2			
						108	H	Missouri St.		2 3		101	A	Arizona St.		1 7			

Non-Div. I Games:

Central Ark.

Average RPI Win: 173		WON-LOST	WINNING	LAST 10	STRENGTH OF	OPP. STRENGTH	TEAM	ADJ	CONF.	ADJ CONF.		
Average RPI Loss: 98		RECORD	PCT. RANK	GAMES	SCHEDULE	OF SCHEDULE	RPI	RPI	RPI	RPI		
DIV. I ONLY		1-7-2	.2	304	1-7-2	102	142	234	.45073	234	7	7
DIV. I NON-CONF.		1-7-2	.2	300	1-7-2	108	151	233	.45073	232	8	8
<hr/>												
TOTALS		RPI 1-25		RPI 26-50		W-L RECORDS		RPI 51-100		RPI 101-150		RPI 150+
1-7-2		0-1-0		0-1-0		OVERALL		0-1-0		0-3-0		1-1-2
0-4-1		0-0-0		0-0-0		HOME		0-1-0		0-3-0		0-0-1
1-2-1		0-0-0		0-1-0		AWAY		0-0-0		0-0-0		1-1-1
0-1-0		0-1-0		0-0-0		NEUTRAL		0-0-0		0-0-0		0-0-0
1-7-2		0-1-0		0-1-0		NON-CONFERENCE		0-1-0		0-3-0		1-1-2
0-4-1		0-0-0		0-0-0		HOME		0-1-0		0-3-0		0-0-1
1-2-1		0-0-0		0-0-		AWAY		0-0-0		0-0-0		1-1-1
0-1-0		0-1-0		0-0-0		NEUTRAL		0-0-0		0-0-0		0-0-0
0-0-0		0-0-0		0-0-0		CONFERENCE		0-0-0		0-0-0		0-0-0
0-0-0		0-0-0		0-0-0		HOME		0-0-0		0-0-0		0-0-0
0-0-0		0-0-0		0-0-0		AWAY		0-0-0		0-0-0		0-0-0
0-0-0		0-0-0		0-0-0		NEUTRAL		0-0-0		0-0-0		0-0-0
RPI	S	Opponent		Score		RPI	S	Opponent		Score		
22	N	Texas Tech		1	3	27	A	Washington St.		1	2	
						61	H	Penn St.		0	3	
						111	H	Cal St. Fullerton		0	1	
						121	H	San Jose St.		0	1	
						150	H	UC Santa Barbara		2	4	
						173	A	Seattle U		1	0	
						186	A	Duquesne		1	1	
						197	A	Pittsburgh		4	5	
						203	H	Drexel		1	1	
LAST 10 GAMES												
22	N	Texas Tech		1	3	173	A	Seattle U		1	0	
203	H	Drexel		1	1	150	H	UC Santa Barbara		2	4	
61	H	Penn St.		0	3	111	H	Cal St. Fullerton		0	1	
121	H	San Jose St.		0	1	27	A	Washington St.		1	2	
186	A	Duquesne		1	1	197	A	Pittsburgh		4	5	

Non-Div. I Games:

LMU (CA)

Average RPI Win: 282		WON-LOST RECORD		WINNING PCT. RANK		LAST 10 GAMES		STRENGTH OF SCHEDULE		OPP. STRENGTH OF SCHEDULE		TEAM RPI		ADJ RPI		CONF. RPI		ADJ CONF. RPI	
DIV. I ONLY		3-7-0		.3 265		3-7-0		144		244		235		.44986 235		9		9	
DIV. I NON-CONF.		3-7-0		.3 260		3-7-0		137		247		235		.44986 235		9		9	
TOTALS		RPI 1-25		RPI 26-50		W-L RECORDS		RPI 51-100		RPI 101-150		RPI 150+							
3-7-0		0-0-0		0-2-0		OVERALL		0-1-0		0-1-0		3-3-0							
1-2-0		0-0-0		0-1-0		HOME		0-0-0		0-0-0		1-1-0							
2-4-0		0-0-0		0-1-0		AWAY		0-1-0		0-1-0		2-1-0							
0-1-0		0-0-0		0-0-0		NEUTRAL		0-0-0		0-0-0		0-1-0							
3-7-0		0-0-0		0-2-0		NON-CONFERENCE		0-1-0		0-1-0		3-3-0							
1-2-0		0-0-0		0-1-0		HOME		0-0-0		0-0-0		1-1-0							
2-4-0		0-0-0		0-0-		AWAY		0-1-0		0-1-0		2-1-0							
0-1-0		0-0-0		0-0-0		NEUTRAL		0-0-0		0-0-0		0-1-0							
0-0-0		0-0-0		0-0-0		CONFERENCE		0-0-0		0-0-0		0-0-0							
0-0-0		0-0-0		0-0-0		HOME		0-0-0		0-0-0		0-0-0							
0-0-0		0-0-0		0-0-0		AWAY		0-0-0		0-0-0		0-0-0							
0-0-0		0-0-0		0-0-0		NEUTRAL		0-0-0		0-0-0		0-0-0							
RPI S	Opponent	Score		RPI S	Opponent	Score		RPI S	Opponent	Score		RPI S	Opponent	Score					
				34 H	Oregon St.	0	5	92 A	Rice	0	3	111 A	Cal St. Fullerton	2	3				
				47 A	Oklahoma	1	2					153 H	CSUN	1	2				
												221 N	UC Riverside	0	1				
												258 A	Northern Ariz.	0	3				
												270 A	Sam Houston St.	3	0				
												281 H	Incarnate Word	3	1				
												296 A	SFA	2	1				
LAST 10 GAMES																			
				221 N	UC Riverside	0	1	258 A	Northern Ariz.	0	3								
				111 A	Cal St. Fullerton	2	3	47 A	Oklahoma	1	2								
				153 H	CSUN	1	2	296 A	SFA	2	1								
				281 H	Incarnate Word	3	1	34 H	Oregon St.	0	5								
				92 A	Rice	0	3	270 A	Sam Houston St.	3	0								

Non-Div. I Games:

Houston

Average RPI Win: 234		WON-LOST RECORD		WINNING PCT. RANK		LAST 10 GAMES		STRENGTH OF SCHEDULE		OPP. STRENGTH OF SCHEDULE		TEAM RPI		ADJ RPI		CONF. RPI		ADJ CONF. RPI	
DIV. I ONLY		2-7-1		.25 288		2-7-1		118		221		236		.44963 236		13		13	
DIV. I NON-CONF.		2-4-1		.35714 234		2-4-1		103		241		185		.48308 185		12		13	
TOTALS		RPI 1-25		RPI 26-50		W-L RECORDS		RPI 51-100		RPI 101-150		RPI 150+							
2-7-1		0-0-0		0-0-0		OVERALL		0-2-1		0-3-0		2-2-0							
2-3-1		0-0-0		0-0-0		HOME		0-0-1		0-3-0		2-0-0							
0-4-0		0-0-0		0-0-0		AWAY		0-2-0		0-0-0		0-2-0							
0-0-0		0-0-0		0-0-0		NEUTRAL		0-0-0		0-0-0		0-0-0							
2-4-1		0-0-0		0-0-0		NON-CONFERENCE		0-2-1		0-1-0		2-1-0							
2-1-1		0-0-0		0-0-0		HOME		0-0-1		0-1-0		2-0-0							
0-3-0		0-0-0		0-0-		AWAY		0-2-0		0-0-0		0-1-0							
0-0-0		0-0-0		0-0-0		NEUTRAL		0-0-0		0-0-0		0-0-0							
0-3-0		0-0-0		0-0-0		CONFERENCE		0-0-0		0-2-0		0-1-0							
0-2-0		0-0-0		0-0-0		HOME		0-0-0		0-2-0		0-0-0							
0-1-0		0-0-0		0-0-0		AWAY		0-0-0		0-0-0		0-1-0							
0-0-0		0-0-0		0-0-0		NEUTRAL		0-0-0		0-0-0		0-0-0							
RPI	S	Opponent		Score	RPI	S	Opponent		Score	RPI	S	Opponent		Score					
							76	A	Maryland	0	3		109	H	VCU	1	5		
							86	A	Old Dominion	1	3		117	H	Massachusetts	2	4		
							91	H	UCF	2	2		143	H	Kentucky	2	4		
													170	H	Binghamton	2	0		
													222	A	Dayton	0	2		
													232	A	James Madison	2	3		
													297	H	Towson	1	0		
LAST 10 GAMES																			
			232	A	James Madison	2	3		109	H	VCU	1	5						
			170	H	Binghamton	2	0		117	H	Massachusetts	2	4						
			76	A	Maryland	0	3		222	A	Dayton	0	2						
			91	H	UCF	2	2		297	H	Towson	1	0						
			143	H	Kentucky	2	4		86	A	Old Dominion	1	3						

Non-Div. I Games:

George Mason

Average RPI Win: 293		WON-LOST	WINNING	LAST 10	STRENGTH OF		OPP. STRENGTH	TEAM	ADJ	CONF.	ADJ CONF.
Average RPI Loss: 101		RECORD	PCT. RANK	GAMES	SCHEDULE		OF SCHEDULE	RPI	RPI	RPI	RPI
DIV. I ONLY		3-5-5	.42308	207	2-4-4		239	200	237	.44825	237
DIV. I NON-CONF.		3-4-2	.44444	188	2-3-1		231	199	222	.45634	223
TOTALS		RPI 1-25	RPI 26-50		W-L RECORDS		RPI 51-100		RPI 101-150		RPI 150+
3-5-5	0-1-0	0-1-0		OVERALL		0-0-0		0-2-0		3-1-5	
3-1-3	0-0-0	0-0-0		HOME		0-0-0		0-1-0		3-0-3	
0-4-2	0-1-0	0-1-0		AWAY		0-0-0		0-1-0		0-1-2	
0-0-0	0-0-0	0-0-0		NEUTRAL		0-0-0		0-0-0		0-0-0	
3-4-2	0-1-0	0-1-0		NON-CONFERENCE		0-0-0		0-1-0		3-1-2	
3-1-1	0-0-0	0-0-0		HOME		0-0-0		0-1-0		3-0-1	
0-3-1	0-1-0	0-0-		AWAY		0-0-0		0-0-0		0-1-1	
0-0-0	0-0-0	0-0-0		NEUTRAL		0-0-0		0-0-0		0-0-0	
0-1-3	0-0-0	0-0-0		CONFERENCE		0-0-0		0-1-0		0-0-3	
0-0-2	0-0-0	0-0-0		HOME		0-0-0		0-0-0		0-0-2	
0-1-1	0-0-0	0-0-0		AWAY		0-0-0		0-1-0		0-0-1	
0-0-0	0-0-0	0-0-0		NEUTRAL		0-0-0		0-0-0		0-0-0	
RPI S	Opponent	Score		RPI S	Opponent	Score		RPI S	Opponent	Score	
17 A	Memphis	0 6		50 A	TCU	0 4					

Average RPI Win: 224		WON-LOST	WINNING	LAST 10	STRENGTH OF		OPP. STRENGTH	TEAM	ADJ	CONF.	ADJ CONF.
Average RPI Loss: 155		RECORD	PCT. RANK	GAMES	SCHEDULE		OF SCHEDULE	RPI	RPI	RPI	RPI
DIV. I ONLY		5-4-1	.55	143	5-4-1		321	90	238	.44783	238
DIV. I NON-CONF.		5-4-1	.55	153	5-4-1		317	82	240	.44783	237
TOTALS		RPI 1-25	RPI 26-50		W-L RECORDS		RPI 51-100		RPI 101-150		RPI 150+
5-4-1	0-0-0	0-0-0		OVERALL		0-1-0		1-1-0		4-2-1	
2-1-1	0-0-0	0-0-0		HOME		0-0-0		1-1-0		1-0-1	
2-3-0	0-0-0	0-0-0		AWAY		0-1-0		0-0-0		2-2-0	
1-0-0	0-0-0	0-0-0		NEUTRAL		0-0-0		0-0-0		1-0-0	
5-4-1	0-0-0	0-0-0		NON-CONFERENCE		0-1-0		1-1-0		4-2-1	
2-1-1	0-0-0	0-0-0		HOME		0-0-0		1-1-0		1-0-1	
2-3-0	0-0-0	0-0-		AWAY		0-1-0		0-0-0		2-2-0	
1-0-0	0-0-0	0-0-0		NEUTRAL		0-0-0		0-0-0		1-0-0	
0-0-0	0-0-0	0-0-0		CONFERENCE		0-0-0		0-0-0		0-0-0	
0-0-0	0-0-0	0-0-0		HOME		0-0-0		0-0-0		0-0-0	
0-0-0	0-0-0	0-0-0		AWAY		0-0-0		0-0-0		0-0-0	
0-0-0	0-0-0	0-0-0		NEUTRAL		0-0-0		0-0-0		0-0-0	
RPI S	Opponent	Score	RPI S	Opponent	Score	RPI S	Opponent	Score	RPI S	Opponent	Score
						95 A	Utah Valley	2 3	140 H	Hawaii	0 1
									145 H	Saint Mary's (CA)	1 0
									156 H	Montana	1 1
									160 A	Drake	1 2
									176 N	New Hampshire	1 0
									191 A	Eastern Wash.	4 2
									224 A	UNI	0 3
									276 A	Vermont	3 0
									334 H	Chicago St.	2 0
LAST 10 GAMES											
			334 H	Chicago St.	2 0	95 A	Utah Valley	2 3			
			140 H	Hawaii	0 1	191 A	Eastern Wash.	4 2			
			176 N	New Hampshire	1 0	224 A	UNI	0 3			
			276 A	Vermont	3 0	160 A	Drake	1 2			
			156 H	Montana	1 1	145 H	Saint Mary's (CA)	1 0			

Non-Div. I Games:

North Dakota St.

Average RPI Win: 247		WON-LOST	WINNING	LAST 10	STRENGTH OF		OPP. STRENGTH	TEAM	ADJ	CONF.	ADJ CONF.
Average RPI Loss: 175		RECORD	PCT. RANK	GAMES	SCHEDULE		OF SCHEDULE	RPI	RPI	RPI	RPI
DIV. I ONLY		5-5-1	.5	160	4-5-1		290	166	239	.44498	239
DIV. I NON-CONF.		5-5-1	.5	157	4-5-1		288	177	245	.44498	242
TOTALS		RPI 1-25	RPI 26-50		W-L RECORDS		RPI 51-100		RPI 101-150		RPI 150+
5-5-1	0-0-0	0-0-0		OVERALL		0-0-0		1-2-0		4-3-1	
2-5-0	0-0-0	0-0-0		HOME		0-0-0		0-2-0		2-3-0	
3-0-1	0-0-0	0-0-0		AWAY		0-0-0		1-0-0		2-0-1	
0-0-0	0-0-0	0-0-0		NEUTRAL		0-0-0		0-0-0		0-0-0	
5-5-1	0-0-0	0-0-0		NON-CONFERENCE		0-0-0		1-2-0		4-3-1	
2-5-0	0-0-0	0-0-0		HOME		0-0-0		0-2-0		2-3-0	
3-0-1	0-0-0	0-0-		AWAY		0-0-0		1-0-0		2-0-1	
0-0-0	0-0-0	0-0-0		NEUTRAL		0-0-0		0-0-0		0-0-0	
0-0-0	0-0-0	0-0-0		CONFERENCE		0-0-0		0-0-0		0-0-0	
0-0-0	0-0-0	0-0-0		HOME		0-0-0		0-0-0		0-0-0	
0-0-0	0-0-0	0-0-0		AWAY		0-0-0		0-0-0		0-0-0	
0-0-0	0-0-0	0-0-0		NEUTRAL		0-0-0		0-0-0		0-0-0	
RPI S	Opponent	Score	RPI S	Opponent	Score	RPI S	Opponent	Score	RPI S	Opponent	Score
									110 H	UNLV	1 2
									149 A	Fresno St.	2 1
									150 H	UC Santa Barbara	0 3
									153 A	CSUN	1 1
									174 H	Sacramento St.	0 2
									191 H	Eastern Wash.	2 3
									221 H	UC Riverside	2 1
									251 H	Idaho	0 1
									274 A	Southern Utah	2 1
									281 H	Incarnate Word	2 0
									310 A	Pacific	2 1
LAST 10 GAMES											
			153 A	CSUN	1 1		150 H	UC Santa Barbara	0 3		
			149 A	Fresno St.	2 1		174 H	Sacramento St.	0 2		
			191 H	Eastern Wash.	2 3		274 A	Southern Utah	2 1		
			110 H	UNLV	1 2		281 H	Incarnate Word	2 0		
			221 H	UC Riverside	2 1		251 H	Idaho	0 1		

Non-Div. I Games:

CSU Bakersfield

U
T
S
A

UTSA

Average RPI Win: 276		WON-LOST RECORD	WINNING PCT. RANK	LAST 10 GAMES	STRENGTH OF SCHEDULE	OPP. STRENGTH OF SCHEDULE	TEAM RPI	ADJ RPI		CONF. RPI	ADJ CONF. RPI	
Average RPI Loss: 139												
DIV. I ONLY		1-6-2	.22222 298	1-6-2	113	226	242	.44408	241	22	22	
DIV. I NON-CONF.		1-5-1	.21429 293	1-5-1	163	201	272	.42764	269	23	23	
<hr/>												
TOTALS		RPI 1-25		RPI 26-50		W-L RECORDS		RPI 51-100		RPI 101-150		RPI 150+
1-6-2		0-0-0		0-0-0		OVERALL		0-2-1		0-1-0		1-3-1
0-1-1		0-0-0		0-0-0		HOME		0-1-1		0-0-0		0-0-0
1-4-1		0-0-0		0-0-0		AWAY		0-1-0		0-1-0		1-2-1
0-1-0		0-0-0		0-0-0		NEUTRAL		0-0-0		0-0-0		0-1-0
1-5-1		0-0-0		0-0-0		NON-CONFERENCE		0-1-1		0-1-0		1-3-0
0-0-1		0-0-0		0-0-0		HOME		0-0-1		0-0-0		0-0-0
1-4-0		0-0-0		0-0-		AWAY		0-1-0		0-1-0		1-2-0
0-1-0		0-0-0		0-0-0		NEUTRAL		0-0-0		0-0-0		0-1-0
0-1-1		0-0-0		0-0-0		CONFERENCE		0-1-0		0-0-0		0-0-1
0-1-0		0-0-0		0-0-0		HOME		0-1-0		0-0-0		0-0-0
0-0-1		0-0-0		0-0-0		AWAY		0-0-0		0-0-0		0-0-1
0-0-0		0-0-0		0-0-0		NEUTRAL		0-0-0		0-0-0		0-0-0
RPI	S	Opponent	Score	RPI	S	Opponent	Score	RPI	S	Opponent	Score	
		</										

Average RPI Win:	258	WON-LOST RECORD	WINNING PCT. RANK	LAST 10 GAMES	STRENGTH OF SCHEDULE	OPP. STRENGTH OF SCHEDULE	TEAM RPI	ADJ RPI	CONF. RPI	ADJ CONF. RPI		
Average RPI Loss:	202	3-6-1	.35	242	3-6-1	137	332	241	.44321	242	30	30
DIV. I ONLY		2-5-1	.3125	257	2-5-1	84	332	223	.455	224	30	30
DIV. I NON-CONF.												
<hr/>												
TOTALS	RPI 1-25	RPI 26-50		W-L RECORDS		RPI 51-100		RPI 101-150		RPI 150+		
3-6-1	0-0-0	0-0-0		OVERALL		0-1-0		0-0-0		3-5-1		
2-3-1	0-0-0	0-0-0		HOME		0-1-0		0-0-0		2-2-1		
1-3-0	0-0-0	0-0-0		AWAY		0-0-0		0-0-0		1-3-0		
0-0-0	0-0-0	0-0-0		NEUTRAL		0-0-0		0-0-0		0-0-0		
<hr/>												
2-5-1	0-0-0	0-0-0		NON-CONFERENCE		0-1-0		0-0-0		2-4-1		
1-2-1	0-0-0	0-0-0		HOME		0-1-0		0-0-0		1-1-1		
1-3-0	0-0-0	0-0-		AWAY		0-0-0		0-0-0		1-3-0		
0-0-0	0-0-0	0-0-0		NEUTRAL		0-0-0		0-0-0		0-0-0		
<hr/>												
1-1-0	0-0-0	0-0-0		CONFERENCE		0-0-0		0-0-0		1-1-0		
1-1-0	0-0-0	0-0-0		HOME		0-0-0		0-0-0		1-1-0		
0-0-0	0-0-0	0-0-0		AWAY		0-0-0		0-0-0		0-0-0		
0-0-0	0-0-0	0-0-0		NEUTRAL		0-0-0		0-0-0		0-0-0		
<hr/>												
RPI	S	Opponent	Score	RPI	S	Opponent	Score	RPI	S	Opponent	Score	
								79	H	Yale	1	2
								187	A	Ohio	1	0
								188	A	Bucknell	1	2
								198	H	Bryant	0	1
								244	H	Niagara	0	2
								249	A	Howard	1	2
								256	A	Akron	0	1
								261	H	Canisius	3	1
								318	H	Purdue Fort Wayne	1	1
								325	H	Mt. St. Mary's	1	0
				LAST 10 GAMES								
198	H	Bryant	0	1	325	H	Mt. St. Mary's	1	0			
261	H	Canisius	3	1	256	A	Akron	0	1			
244	H	Niagara	0	2	79	H	Yale	1	2			
318	H	Purdue Fort Wayne	1	1	187	A	Ohio	1	0			
188	A	Bucknell	1	2	249	A	Howard	1	2			

Non-Div. I Games:

Robert Morris

Average RPI Win: 258		WON-LOST RECORD	WINNING PCT. RANK		LAST 10 GAMES		STRENGTH OF SCHEDULE		OPP. STRENGTH OF SCHEDULE		TEAM RPI	ADJ RPI	CONF. RPI	ADJ CONF. RPI	
Average RPI Loss: 125															
DIV. I ONLY		4-3-3	.55	143	4-3-3		324		95		243	.44311	243	12	12
DIV. I NON-CONF.		3-2-3	.5625	136	3-2-3		326		109		258	.43551	259	13	12
TOTALS		RPI 1-25		RPI 26-50		W-L RECORDS		RPI 51-100		RPI 101-150		RPI 150+			
4-3-3		0-0-0		0-0-0		OVERALL		0-2-0		0-0-0		4-1-3			
4-2-0		0-0-0		0-0-0		HOME		0-2-0		0-0-0		4-0-0			
0-0-3		0-0-0		0-0-0		AWAY		0-0-0		0-0-0		0-0-3			
0-1-0		0-0-0		0-0-0		NEUTRAL		0-0-0		0-0-0		0-1-0			
3-2-3		0-0-0		0-0-0		NON-CONFERENCE		0-1-0		0-0-0		3-1-3			
3-1-0		0-0-0		0-0-0		HOME		0-1-0		0-0-0		3-0-0			
0-0-3		0-0-0		0-0-		AWAY		0-0-0		0-0-0		0-0-3			
0-1-0		0-0-0		0-0-0		NEUTRAL		0-0-0		0-0-0		0-1-0			
1-1-0		0-0-0		0-0-0		CONFERENCE		0-1-0		0-0-0		1-0-0			
1-1-0		0-0-0		0-0-0		HOME		0-1-0		0-0-0		1-0-0			
0-0-0		0-0-0		0-0-0		AWAY		0-0-0		0-0-0		0-0-0			
0-0-0		0-0-0		0-0-0		NEUTRAL		0-0-0		0-0-0		0-0-0			
RPI	S	Opponent	Score	RPI	S	Opponent	Score	RPI	S	Opponent	Score	RPI	S	Opponent	Score
								54	H	Baylor	0 2	156	A	Montana	1 1
								90	H	New Mexico	0 3	179	A	UTEP	2 2
												192	H	San Diego St.	3 2
												231	N	South Dakota	2 3
												264	A	New Mexico St.	1 1
												265	H	Northern Colo.	3 2
												274	H	Southern Utah	2 0
												300	H	Idaho St.	4 1
				LAST 10 GAMES											
				90	H	New Mexico	0 3	192	H	San Diego St.	3 2				
				54	H	Baylor	0 2	231	N	South Dakota	2 3				
				265	H	Northern Colo.	3 2	156	A	Montana	1 1				
				264	A	New Mexico St.	1 1	274	H	Southern Utah	2 0				
				179	A	UTEP	2 2	300	H	Idaho St.	4 1				

Average RPI Win: 272		WON-LOST	WINNING	LAST 10	STRENGTH OF	OPP. STRENGTH	TEAM	ADJ	CONF.	ADJ CONF.		
Average RPI Loss: 193		RECORD	PCT. RANK	GAMES	SCHEDULE	OF SCHEDULE	RPI	RPI	RPI	RPI		
DIV. I ONLY		5-3-1	.61111	107	5-3-1	325	168	244	.4424	244	27	27
DIV. I NON-CONF.		4-2-1	.64286	89	4-2-1	332	154	252	.44193	250	28	28
<hr/>												
TOTALS		RPI 1-25		RPI 26-50		W-L RECORDS		RPI 51-100		RPI 101-150		RPI 150+
5-3-1		0-0-0		0-0-0		OVERALL		0-0-0		0-1-0		5-2-1
3-0-0		0-0-0		0-0-0		HOME		0-0-0		0-0-0		3-0-0
2-3-1		0-0-0		0-0-0		AWAY		0-0-0		0-1-0		2-2-1
0-0-0		0-0-0		0-0-0		NEUTRAL		0-0-0		0-0-0		0-0-0
4-2-1		0-0-0		0-0-0		NON-CONFERENCE		0-0-0		0-0-0		4-2-1
2-0-0		0-0-0		0-0-0		HOME		0-0-0		0-0-0		2-0-0
2-2-1		0-0-0		0-0-		AWAY		0-0-0		0-0-0		2-2-1
0-0-0		0-0-0		0-0-0		NEUTRAL		0-0-0		0-0-0		0-0-0
1-1-0		0-0-0		0-0-0		CONFERENCE		0-0-0		0-1-0		1-0-0
1-0-0		0-0-0		0-0-0		HOME		0-0-0		0-0-0		1-0-0
0-1-0		0-0-0		0-0-0		AWAY		0-0-0		0-1-0		0-0-0
0-0-0		0-0-0		0-0-0		NEUTRAL		0-0-0		0-0-0		0-0-0
RPI	S	Opponent	Score	RPI	S	Opponent	Score	RPI	S	Opponent	Score	
										131 A Fairfield	1	5
										193 A Buffalo	0	1
										200 H UMass Lowell	2	1
										202 A Cleveland St.	0	0
										242 A Robert Morris	2	0
										256 A Akron	1	2
										293 A Saint Francis (PA)	2	1
										311 H Iona	1	0
										312 H Houston Baptist	1	0
<hr/>												
LAST 10 GAMES												
		311 H Iona	1 0			131 A Fairfield	1	5				
		242 A Robert Morris	2 0			193 A Buffalo	0	1				
		256 A Akron	1 2			202 A Cleveland St.	0	0				
		200 H UMass Lowell	2 1			312 H Houston Baptist	1	0				
						293 A Saint Francis (PA)	2	1				

Non-Div. I Games:

Niagara

Average RPI Win:	275	WON-LOST	WINNING	LAST 10	STRENGTH OF	OPP. STRENGTH	TEAM	ADJ	CONF.	ADJ CONF.		
Average RPI Loss:	163	RECORD	PCT. RANK	GAMES	SCHEDULE	OF SCHEDULE	RPI	RPI	RPI	RPI		
DIV. I ONLY		3-7-0	.3	265	3-7-0	154	272	246	.4416	245	16	16
DIV. I NON-CONF.		3-5-0	.375	218	3-5-0	112	275	194	.47506	193	15	15
<hr/>												
TOTALS	RPI 1-25	RPI 26-50		W-L RECORDS		RPI 51-100		RPI 101-150		RPI 150+		
3-7-0	0-0-0	0-1-0		OVERALL		0-0-0		0-1-0		3-5-0		
2-3-0	0-0-0	0-0-0		HOME		0-0-0		0-1-0		2-2-0		
1-4-0	0-0-0	0-1-0		AWAY		0-0-0		0-0-0		1-3-0		
0-0-0	0-0-0	0-0-0		NEUTRAL		0-0-0		0-0-0		0-0-0		
3-5-0	0-0-0	0-1-0		NON-CONFERENCE		0-0-0		0-1-0		3-3-0		
2-1-0	0-0-0	0-0-0		HOME		0-0-0		0-1-0		2-0-0		
1-4-0	0-0-0	0-0-		AWAY		0-0-0		0-0-0		1-3-0		
0-0-0	0-0-0	0-0-0		NEUTRAL		0-0-0		0-0-0		0-0-0		
0-2-0	0-0-0	0-0-0		CONFERENCE		0-0-0		0-0-0		0-2-0		
0-2-0	0-0-0	0-0-0		HOME		0-0-0		0-0-0		0-2-0		
0-0-0	0-0-0	0-0-0		AWAY		0-0-0		0-0-0		0-0-0		
0-0-0	0-0-0	0-0-0		NEUTRAL		0-0-0		0-0-0		0-0-0		
RPI	S	Opponent	Score	RPI	S	Opponent	Score	RPI	S	Opponent	Score	
				49	A	Purdue	0 4					
								125	H	UIC	0 1	
								162	A	UC Davis	1 3	
								174	A	Sacramento St.	0 2	
								185	A	IUPUI	0 1	
								193	H	Buffalo	0 2	
								225	H	Wright St.	4 1	
								256	H	Akron	0 2	
								292	H	Oakland	4 3	
								309	A	Detroit Mercy	4 0	
LAST 10 GAMES												
				256	H	Akron	0 2	309	A	Detroit Mercy	4 0	
				193	H	Buffalo	0 2	174	A	Sacramento St.	0 2	
				125	H	UIC	0 1	162	A	UC Davis	1 3	
				49	A	Purdue	0 4	225	H	Wright St.	4 1	
				185	A	IUPUI	0 1	292	H	Oakland	4 3	

Non-Div. I Games:

Toledo

Average RPI Win: 252		WON-LOST RECORD		WINNING PCT. RANK		LAST 10 GAMES		STRENGTH OF SCHEDULE		OPP. STRENGTH OF SCHEDULE		TEAM RPI		ADJ RPI		CONF. RPI		ADJ CONF. RPI	
DIV. I ONLY		5-3-1		.61111 107		6-3-1		322		248		250		.4407 246		20		20	
DIV. I NON-CONF.		5-3-1		.61111 110		5-3-1		323		251		253		.4407 252		19		19	
TOTALS		RPI 1-25		RPI 26-50		W-L RECORDS		RPI 51-100		RPI 101-150		RPI 150+							
5-3-1		0-0-0		0-0-0		OVERALL		0-0-0		2-1-0		3-2-1							
3-0-1		0-0-0		0-0-0		HOME		0-0-0		2-0-0		1-0-1							
2-3-0		0-0-0		0-0-0		AWAY		0-0-0		0-1-0		2-2-0							
0-0-0		0-0-0		0-0-0		NEUTRAL		0-0-0		0-0-0		0-0-0							
5-3-1		0-0-0		0-0-0		NON-CONFERENCE		0-0-0		2-1-0		3-2-1							
3-0-1		0-0-0		0-0-0		HOME		0-0-0		2-0-0		1-0-1							
2-3-0		0-0-0		0-0-		AWAY		0-0-0		0-1-0		2-2-0							
0-0-0		0-0-0		0-0-0		NEUTRAL		0-0-0		0-0-0		0-0-0							
0-0-0		0-0-0		0-0-0		CONFERENCE		0-0-0		0-0-0		0-0-0							
0-0-0		0-0-0		0-0-0		HOME		0-0-0		0-0-0		0-0-0							
0-0-0		0-0-0		0-0-0		AWAY		0-0-0		0-0-0		0-0-0							
0-0-0		0-0-0		0-0-0		NEUTRAL		0-0-0		0-0-0		0-0-0							
RPI	S	Opponent		Score	RPI	S	Opponent		Score	RPI	S	Opponent		Score					

Non-Div. I Games: Minot St. 8 0

North Dakota

Average RPI Win: 284		WON-LOST RECORD		WINNING PCT. RANK		LAST 10 GAMES		STRENGTH OF SCHEDULE		OPP. STRENGTH OF SCHEDULE		TEAM RPI		ADJ RPI		CONF. RPI		ADJ CONF. RPI	
DIV. I ONLY		3-3-2		.5 160		5-3-2		265		284		245		.44014 247		17		17	
DIV. I NON-CONF.		2-2-2		.5 157		2-2-2		221		321		226		.4521 229		18		18	
TOTALS		RPI 1-25		RPI 26-50		W-L RECORDS		RPI 51-100		RPI 101-150		RPI 150+							
3-3-2		0-0-0		0-0-0		OVERALL		0-1-0		0-1-0		3-1-2							
2-1-2		0-0-0		0-0-0		HOME		0-1-0		0-0-0		2-0-2							
1-2-0		0-0-0		0-0-0		AWAY		0-0-0		0-1-0		1-1-0							
0-0-0		0-0-0		0-0-0		NEUTRAL		0-0-0		0-0-0		0-0-0							
2-2-2		0-0-0		0-0-0		NON-CONFERENCE		0-1-0		0-0-0		2-1-2							
2-1-2		0-0-0		0-0-0		HOME		0-1-0		0-0-0		2-0-2							
0-1-0		0-0-0		0-0-		AWAY		0-0-0		0-0-0		0-1-0							
0-0-0		0-0-0		0-0-0		NEUTRAL		0-0-0		0-0-0		0-0-0							
1-1-0		0-0-0		0-0-0		CONFERENCE		0-0-0		0-1-0		1-0-0							
0-0-0		0-0-0		0-0-0		HOME		0-0-0		0-0-0		0-0-0							
1-1-0		0-0-0		0-0-0		AWAY		0-0-0		0-1-0		1-0-0							
0-0-0		0-0-0		0-0-0		NEUTRAL		0-0-0		0-0-0		0-0-0							
RPI	S	Opponent		Score		RPI	S	Opponent		Score		RPI	S	Opponent		Score			

Non-Div. I Games: Columbia Int'l 7 0 UNKNOWN 5 0

The Citadel

Average RPI Win:	325	WON-LOST	WINNING	LAST 10	STRENGTH OF	OPP. STRENGTH	TEAM	ADJ	CONF.	ADJ CONF.		
Average RPI Loss:	103	RECORD	PCT. RANK	GAMES	SCHEDULE	OF SCHEDULE	RPI	RPI	RPI	RPI		
DIV. I ONLY		3-5-3	.40909	208	2-5-3	236	245	249	.4401	248	30	30
DIV. I NON-CONF.		1-5-3	.27778	270	0-5-3	191	217	263	.43189	263	30	30
<hr/>												
TOTALS	RPI 1-25	RPI 26-50		W-L RECORDS		RPI 51-100		RPI 101-150		RPI 150+		
3-5-3	0-0-0	0-1-0		OVERALL		0-1-0		0-2-0		3-1-3		
1-1-2	0-0-0	0-0-0		HOME		0-0-0		0-1-0		1-0-2		
1-3-1	0-0-0	0-1-0		AWAY		0-1-0		0-0-0		1-1-1		
1-1-0	0-0-0	0-0-0		NEUTRAL		0-0-0		0-1-0		1-0-0		
<hr/>												
1-5-3	0-0-0	0-1-0		NON-CONFERENCE		0-1-0		0-2-0		1-1-3		
0-1-2	0-0-0	0-0-0		HOME		0-0-0		0-1-0		0-0-2		
0-3-1	0-0-0	0-0-		AWAY		0-1-0		0-0-0		0-1-1		
1-1-0	0-0-0	0-0-0		NEUTRAL		0-0-0		0-1-0		1-0-0		
<hr/>												
2-0-0	0-0-0	0-0-0		CONFERENCE		0-0-0		0-0-0		2-0-0		
1-0-0	0-0-0	0-0-0		HOME		0-0-0		0-0-0		1-0-0		
1-0-0	0-0-0	0-0-0		AWAY		0-0-0		0-0-0		1-0-0		
0-0-0	0-0-0	0-0-0		NEUTRAL		0-0-0		0-0-0		0-0-0		
<hr/>												
RPI	S	Opponent	Score	RPI	S	Opponent	Score	RPI	S	Opponent	Score	
				32	A	Hofstra	1 2	58	A	West Virginia	0 2	
										122	H Monmouth	0 1
										135	N Miami (FL)	1 4
										169	A William & Mary	1 1
										170	A Binghamton	1 2
										229	H Rider	0 0
										277	H Lehigh	1 1
										319	A LIU Brooklyn	2 0
										320	H Merrimack	2 1
										335	N Alabama St.	6 1
<hr/>												
LAST 10 GAMES												
				320	H	Merrimack	2 1	169	A	William & Mary	1 1	
				58	A	West Virginia	0 2	122	H	Monmouth	0 1	
				319	A	LIU Brooklyn	2 0	229	H	Rider	0 0	
				170	A	Binghamton	1 2	277	H	Lehigh	1 1	
				32	A	Hofstra	1 2	135	N	Miami (FL)	1 4	

Non-Div. I Games:

Fairleigh Dickinson

H
o
w
a
r
d

Howard

Average RPI Win: 244		WON-LOST	WINNING	LAST 10	STRENGTH OF		OPP. STRENGTH	TEAM	ADJ	CONF.	ADJ CONF.
Average RPI Loss: 178		RECORD	PCT. RANK	GAMES	SCHEDULE		OF SCHEDULE	RPI	RPI	RPI	RPI
DIV. I ONLY		4-5-1	.45	189	4-5-1		263	202	247	.43979	250
DIV. I NON-CONF.		3-4-0	.42857	199	3-4-0		271	211	267	.43002	267
TOTALS		RPI 1-25	RPI 26-50		W-L RECORDS		RPI 51-100		RPI 101-150		RPI 150+
4-5-1	0-0-0	0-0-0		OVERALL		0-1-0		0-0-0		4-4-1	
2-1-1	0-0-0	0-0-0		HOME		0-0-0		0-0-0		2-1-1	
2-3-0	0-0-0	0-0-0		AWAY		0-1-0		0-0-0		2-2-0	
0-1-0	0-0-0	0-0-0		NEUTRAL		0-0-0		0-0-0		0-1-0	
3-4-0	0-0-0	0-0-0		NON-CONFERENCE		0-1-0		0-0-0		3-3-0	
2-1-0	0-0-0	0-0-0		HOME		0-0-0		0-0-0		2-1-0	
1-2-0	0-0-0	0-0-		AWAY		0-1-0		0-0-0		1-1-0	
0-1-0	0-0-0	0-0-0		NEUTRAL		0-0-0		0-0-0		0-1-0	
1-1-1	0-0-0	0-0-0		CONFERENCE		0-0-0		0-0-0		1-1-1	
0-0-1	0-0-0	0-0-0		HOME		0-0-0		0-0-0		0-0-1	
1-1-0	0-0-0	0-0-0		AWAY		0-0-0		0-0-0		1-1-0	
0-0-0	0-0-0	0-0-0		NEUTRAL		0-0-0		0-0-0		0-0-0	
RPI S	Opponent	Score	RPI S	Opponent	Score	RPI S	Opponent	Score	RPI S	Opponent	Score
						76 A	Maryland	1 2	152 A	Davidson	0 1
									159 H	UAB	0 1
									172 A	Coastal Caro.	1 0
									207 A	Appalachian St.	1 2
									237 H	Little Rock	0 0
									247 H	The Citadel	4 0
									271 A	Gardner-Webb	4 3
									285 H	Presbyterian	2 1
									295 N	Stetson	1 4
LAST 10 GAMES											
						159 H	UAB	0 1	207 A	Appalachian St.	1 2
						152 A	Davidson	0 1	237 H	Little Rock	0 0
						295 N	Stetson	1 4	172 A	Coastal Caro.	1 0
						285 H	Presbyterian	2 1	247 H	The Citadel	4 0
						271 A	Gardner-Webb	4 3	76 A	Maryland	1 2

Non-Div. I Games:

Ga. Southern

Average RPI Win: 243		WON-LOST	WINNING	LAST 10	STRENGTH OF	OPP. STRENGTH	TEAM	ADJ	CONF.	ADJ CONF.	
Average RPI Loss: 134		RECORD	PCT. RANK	GAMES	SCHEDULE	OF SCHEDULE	RPI	RPI	RPI	RPI	
DIV. I ONLY		2-8-1	.22727 296	2-7-1	128	228	252	.43964 251	25	25	
DIV. I NON-CONF.		2-7-0	.22222 290	2-6-0	67	259	211	.46434 211	22	22	
<hr/>											
TOTALS	RPI 1-25	RPI 26-50		W-L RECORDS	RPI 51-100		RPI 101-150		RPI 150+		
2-8-1	0-0-0	0-2-0		OVERALL	0-0-0		0-2-0		2-4-1		
1-5-1	0-0-0	0-1-0		HOME	0-0-0		0-2-0		1-2-1		
1-3-0	0-0-0	0-1-0		AWAY	0-0-0		0-0-0		1-2-0		
0-0-0	0-0-0	0-0-0		NEUTRAL	0-0-0		0-0-0		0-0-0		
<hr/>											
2-7-0	0-0-0	0-2-0		NON-CONFERENCE	0-0-0		0-2-0		2-3-0		
1-4-0	0-0-0	0-1-0		HOME	0-0-0		0-2-0		1-1-0		
1-3-0	0-0-0	0-0-		AWAY	0-0-0		0-0-0		1-2-0		
0-0-0	0-0-0	0-0-0		NEUTRAL	0-0-0		0-0-0		0-0-0		
<hr/>											
0-1-1	0-0-0	0-0-0		CONFERENCE	0-0-0		0-0-0		0-1-1		
0-1-1	0-0-0	0-0-0		HOME	0-0-0		0-0-0		0-1-1		
0-0-0	0-0-0	0-0-0		AWAY	0-0-0		0-0-0		0-0-0		
0-0-0	0-0-0	0-0-0		NEUTRAL	0-0-0		0-0-0		0-0-0		
<hr/>											
RPI S	Opponent	Score	RPI S	Opponent	Score	RPI S	Opponent	Score	RPI S	Opponent	Score
			34 A	Oregon St.	1 2				134 H	Boise St.	0 1
			46 H	Mississippi St.	1 2				150 H	UC Santa Barbara	0 3
									156 H	Montana	0 1
									158 A	California Baptist	0 2
									173 H	Seattle U	0 3
									221 A	UC Riverside	0 1
									239 A	CSU Bakersfield	1 0
									246 H	North Dakota	2 1
									265 H	Northern Colo.	1 1
			<hr/>								
			LAST 10 GAMES								
			34 A	Oregon St.	1 2				265 H	Northern Colo.	1 1
			158 A	California Baptist	0 2				156 H	Montana	0 1
			221 A	UC Riverside	0 1				246 H	North Dakota	2 1
			150 H	UC Santa Barbara	0 3				46 H	Mississippi St.	1 2
			173 H	Seattle U	0 3				239 A	CSU Bakersfield	1 0

Non-Div. I Games: Oregon Tech 3 0

Idaho

[illegible]

Non-Div. I Games:

Siena

Average RPI Win:	286	WON-LOST	WINNING	LAST 10	STRENGTH OF	OPP. STRENGTH	TEAM	ADJ	CONF.	ADJ CONF.	
Average RPI Loss:	172	RECORD	PCT. RANK	GAMES	SCHEDULE	OF SCHEDULE	RPI	RPI	RPI	RPI	
DIV. I ONLY	5-4-2	.54545	149	5-3-2	296	268	251	.43888	253	30	30
DIV. I NON-CONF.	3-4-1	.4375	191	3-3-1	223	233	227	.45234	228	30	30
TOTALS	RPI 1-25	RPI 26-50	W-L RECORDS	RPI 51-100	RPI 101-150	RPI 150+					
5-4-2	0-0-0	0-0-0	OVERALL	0-1-0	0-0-0	5-3-2					
3-1-0	0-0-0	0-0-0	HOME	0-1-0	0-0-0	3-0-0					
2-3-2	0-0-0	0-0-0	AWAY	0-0-0	0-0-0	2-3-2					
0-0-0	0-0-0	0-0-0	NEUTRAL	0-0-0	0-0-0	0-0-0					
3-4-1	0-0-0	0-0-0	NON-CONFERENCE	0-1-0	0-0-0	3-3-1					
2-1-0	0-0-0	0-0-0	HOME	0-1-0	0-0-0	2-0-0					
1-3-1	0-0-0	0-0-	AWAY	0-0-0	0-0-0	1-3-1					
0-0-0	0-0-0	0-0-0	NEUTRAL	0-0-0	0-0-0	0-0-0					
2-0-1	0-0-0	0-0-0	CONFERENCE	0-0-0	0-0-0	2-0-1					
1-0-0	0-0-0	0-0-0	HOME	0-0-0	0-0-0	1-0-0					
1-0-1	0-0-0	0-0-0	AWAY	0-0-0	0-0-0	1-0-1					
0-0-0	0-0-0	0-0-0	NEUTRAL	0-0-0	0-0-0	0-0-0					
RPI S	Opponent	Score	RPI S	Opponent	Score	RPI S	Opponent	Score	RPI S	Opponent	Score
						60 H	Dartmouth	0 4	176 A	New Hampshire	0 3
									177 A	Rhode Island	0 2
									213 H	Temple	3 1
									226 A	Holy Cross	0 0
									259 A	Hartford	3 2
									276 A	Vermont	0 1
									302 A	Wagner	2 2
									307 H	Saint Peter's	1 0
									320 A	Merrimack	2 1
									333 H	St. Francis Brooklyn	1 0
LAST 10 GAMES											
			320 A	Merrimack	2 1	333 H	St. Francis Brooklyn	1 0			
			307 H	Saint Peter's	1 0	302 A	Wagner	2 2			
			177 A	Rhode Island	0 2	60 H	Dartmouth	0 4			
			259 A	Hartford	3 2	226 A	Holy Cross	0 0			
			213 H	Temple	3 1	176 A	New Hampshire	0 3			

Non-Div. I Games:

Sacred Heart

Average RPI Win: 297		WON-LOST RECORD		WINNING PCT. RANK		LAST 10 GAMES		STRENGTH OF SCHEDULE		OPP. STRENGTH OF SCHEDULE		TEAM RPI		ADJ RPI		CONF. RPI		ADJ CONF. RPI			
DIV. I ONLY		3-5-1		.38889 229		4-5-1		248		178		255		.43816 254		31		31			
DIV. I NON-CONF.		1-5-1		.21429 293		1-5-1		194		120		273		.4253 273		31		31			
TOTALS		RPI 1-25		RPI 26-50		W-L RECORDS		RPI 51-100		RPI 101-150		RPI 150+									
3-5-1		0-0-0		0-1-0		OVERALL		0-1-0		0-3-0		3-0-1									
1-1-1		0-0-0		0-0-0		HOME		0-0-0		0-1-0		1-0-1									
2-4-0		0-0-0		0-1-0		AWAY		0-1-0		0-2-0		2-0-0									
0-0-0		0-0-0		0-0-0		NEUTRAL		0-0-0		0-0-0		0-0-0									
1-5-1		0-0-0		0-1-0		NON-CONFERENCE		0-1-0		0-3-0		1-0-1									
1-1-1		0-0-0		0-0-0		HOME		0-0-0		0-1-0		1-0-1									
0-4-0		0-0-0		0-0-		AWAY		0-1-0		0-2-0		0-0-0									
0-0-0		0-0-0		0-0-0		NEUTRAL		0-0-0		0-0-0		0-0-0									
2-0-0		0-0-0		0-0-0		CONFERENCE		0-0-0		0-0-0		2-0-0									
0-0-0		0-0-0		0-0-0		HOME		0-0-0		0-0-0		0-0-0									
2-0-0		0-0-0		0-0-0		AWAY		0-0-0		0-0-0		2-0-0									
0-0-0		0-0-0		0-0-0		NEUTRAL		0-0-0		0-0-0		0-0-0									
RPI	S	Opponent		Score		RPI	S	Opponent		Score		RPI	S	Opponent		Score					
				46	A	Mississippi St.		0	4	84	A	Western Ky.		1	7	116	A	Kennesaw St.		0	3
																133	A	Georgia St.		0	5
																147	H	Chattanooga		0	1
																266	H	La.-Monroe		0	0
																275	A	Grambling		1	0
																286	H	North Ala.		2	1
																329	A	Ark.-Pine Bluff		4	1
LAST 10 GAMES																					
				147	H	Chattanooga		0	1	275	A	Grambling		1	0						
				84	A	Western Ky.		1	7	329	A	Ark.-Pine Bluff		4	1						
				286	H	North Ala.		2	1	266	H	La.-Monroe		0	0						
				116	A	Kennesaw St.		0	3	46	A	Mississippi St.		0	4						
				133	A	Georgia St.		0	5												

Non-Div. I Games: Ala.-Huntsville 2 1

Alabama A&M

Average RPI Win: 244		WON-LOST	WINNING	LAST 10	STRENGTH OF		OPP. STRENGTH	TEAM	ADJ		CONF.	ADJ CONF.	
Average RPI Loss: 181		RECORD	PCT. RANK	GAMES	SCHEDULE		OF SCHEDULE	RPI	RPI		RPI	RPI	
DIV. I ONLY		4-7-0	.36364	235	4-6-0		200	277	253	.43806	255	26	26
DIV. I NON-CONF.		2-6-0	.25	278	2-5-0		109	283	251	.44184	251	24	24
TOTALS		RPI 1-25	RPI 26-50		W-L RECORDS		RPI 51-100		RPI 101-150		RPI 150+		
4-7-0		0-0-0	0-0-0		OVERALL		1-0-0		0-3-0		3-4-0		
1-3-0		0-0-0	0-0-0		HOME		1-0-0		0-3-0		0-0-0		
3-4-0		0-0-0	0-0-0		AWAY		0-0-0		0-0-0		3-4-0		
0-0-0		0-0-0	0-0-0		NEUTRAL		0-0-0		0-0-0		0-0-0		
2-6-0		0-0-0	0-0-0		NON-CONFERENCE		1-0-0		0-3-0		1-3-0		
1-3-0		0-0-0	0-0-0		HOME		1-0-0		0-3-0		0-0-0		
1-3-0		0-0-0	0-0-		AWAY		0-0-0		0-0-0		1-3-0		
0-0-0		0-0-0	0-0-0		NEUTRAL		0-0-0		0-0-0		0-0-0		
2-1-0		0-0-0	0-0-0		CONFERENCE		0-0-0		0-0-0		2-1-0		
0-0-0		0-0-0	0-0-0		HOME		0-0-0		0-0-0		0-0-0		
2-1-0		0-0-0	0-0-0		AWAY		0-0-0		0-0-0		2-1-0		
0-0-0		0-0-0	0-0-0		NEUTRAL		0-0-0		0-0-0		0-0-0		
RPI	S	Opponent	Score	RPI	S	Opponent	Score	RPI	S	Opponent	Score		
								96	H	Milwaukee	1 0		
								120	H	Northern Ky.	1 3		
								143	H	Kentucky	0 2		
								147	H	Chattanooga	0 1		
								185	A	IUPUI	0 1		
								187	A	Ohio	1 2		
								190	A	Tennessee Tech	1 3		
								256	A	Akron	2 1		
								292	A	Oakland	1 2		
								308	A	Eastern Ill.	1 0		
								316	A	Jacksonville St.	1 0		
LAST 10 GAMES													
								143	H	Kentucky	0 2		
								120	H	Northern Ky.	1 3		
								185	A	IUPUI	0 1		
								96	H	Milwaukee	1 0		
								292	A	Oakland	1 2		
								308	A	Eastern Ill.	1 0		
								190	A	Tennessee Tech	1 3		
								316	A	Jacksonville St.	1 0		
								256	A	Akron	2 1		
								147	H	Chattanooga	0 1		

Non-Div. I Games:

Eastern Ky.

Average RPI Win: 264		WON-LOST RECORD		WINNING PCT. RANK		LAST 10 GAMES		STRENGTH OF SCHEDULE		OPP. STRENGTH OF SCHEDULE		TEAM RPI		ADJ RPI		CONF. RPI		ADJ CONF. RPI	
DIV. I ONLY		4-6-0		.4 220		4-6-0		241		234		257		.43794 256		16		16	
DIV. I NON-CONF.		3-5-0		.375 218		3-5-0		220		257		259		.4357 258		15		15	
TOTALS		RPI 1-25		RPI 26-50		W-L RECORDS		RPI 51-100		RPI 101-150		RPI 150+							
4-6-0		0-0-0		0-0-0		OVERALL		0-1-0		0-2-0		4-3-0							
2-3-0		0-0-0		0-0-0		HOME		0-1-0		0-1-0		2-1-0							
2-3-0		0-0-0		0-0-0		AWAY		0-0-0		0-1-0		2-2-0							
0-0-0		0-0-0		0-0-0		NEUTRAL		0-0-0		0-0-0		0-0-0							
3-5-0		0-0-0		0-0-0		NON-CONFERENCE		0-1-0		0-1-0		3-3-0							
2-3-0		0-0-0		0-0-0		HOME		0-1-0		0-1-0		2-1-0							
1-2-0		0-0-0		0-0-		AWAY		0-0-0		0-0-0		1-2-0							
0-0-0		0-0-0		0-0-0		NEUTRAL		0-0-0		0-0-0		0-0-0							
1-1-0		0-0-0		0-0-0		CONFERENCE		0-0-0		0-1-0		1-0-0							
0-0-0		0-0-0		0-0-0		HOME		0-0-0		0-0-0		0-0-0							
1-1-0		0-0-0		0-0-0		AWAY		0-0-0		0-1-0		1-0-0							
0-0-0		0-0-0		0-0-0		NEUTRAL		0-0-0		0-0-0		0-0-0							
RPI	S	Opponent		Score		RPI	S	Opponent		Score		RPI	S	Opponent		Score			

Non-Div. I Games:

Akron

Average RPI Win: 297		WON-LOST	WINNING	LAST 10	STRENGTH OF		OPP. STRENGTH	TEAM	ADJ	CONF.	ADJ CONF.
Average RPI Loss: 155		RECORD	PCT. RANK	GAMES	SCHEDULE		OF SCHEDULE	RPI	RPI	RPI	RPI
DIV. I ONLY		4-6-1	.40909	208	4-5-1		245	231	256	.43474	257
DIV. I NON-CONF.		2-6-0	.25	278	2-5-0		210	214	280	.41399	281
TOTALS		RPI 1-25	RPI 26-50		W-L RECORDS		RPI 51-100		RPI 101-150		RPI 150+
4-6-1		0-1-0	0-0-0		OVERALL		0-2-0		0-0-0		4-3-1
3-3-0		0-0-0	0-0-0		HOME		0-1-0		0-0-0		3-2-0
1-3-1		0-1-0	0-0-0		AWAY		0-1-0		0-0-0		1-1-1
0-0-0		0-0-0	0-0-0		NEUTRAL		0-0-0		0-0-0		0-0-0
2-6-0		0-1-0	0-0-0		NON-CONFERENCE		0-2-0		0-0-0		2-3-0
2-3-0		0-0-0	0-0-0		HOME		0-1-0		0-0-0		2-2-0
0-3-0		0-1-0	0-0-		AWAY		0-1-0		0-0-0		0-1-0
0-0-0		0-0-0	0-0-0		NEUTRAL		0-0-0		0-0-0		0-0-0
2-0-1		0-0-0	0-0-0		CONFERENCE		0-0-0		0-0-0		2-0-1
1-0-0		0-0-0	0-0-0		HOME		0-0-0		0-0-0		1-0-0
1-0-1		0-0-0	0-0-0		AWAY		0-0-0		0-0-0		1-0-1
0-0-0		0-0-0	0-0-0		NEUTRAL		0-0-0		0-0-0		0-0-0
RPI S	Opponent	Score		RPI S	Opponent	Score		RPI S	Opponent	Score	
18 A	Louisville	0	3					57 H	Butler	0	3
								74 A	Indiana	0	5
								190 A	Tennessee Tech	1	1
								225 H	Wright St.	1	2
								256 H	Akron	2	1
								268 A	Southern Ill.	1	2
								288 H	Miami (OH)	1	2
								298 H	Belmont	1	0
								316 A	Jacksonville St.	1	0
								318 H	Purdue Fort Wayne	2	0
LAST 10 GAMES											
268 A	Southern Ill.	1	2	318 H	Purdue Fort Wayne	2	0				
225 H	Wright St.	1	2	298 H	Belmont	1	0				
74 A	Indiana	0	5	316 A	Jacksonville St.	1	0				
288 H	Miami (OH)	1	2	190 A	Tennessee Tech	1	1				
256 H	Akron	2	1	18 A	Louisville	0	3				

Non-Div. I Games:

Morehead St.

Average RPI Win: 279		WON-LOST RECORD		WINNING PCT. RANK		LAST 10 GAMES		STRENGTH OF SCHEDULE		OPP. STRENGTH OF SCHEDULE		TEAM RPI		ADJ RPI		CONF. RPI		ADJ CONF. RPI	
DIV. I ONLY		5-4-1		.55 143		5-4-1		327		83		258		.43471 258		25		25	
DIV. I NON-CONF.		4-4-1		.5 157		4-4-1		310		95		256		.43729 257		22		22	
TOTALS		RPI 1-25		RPI 26-50		W-L RECORDS		RPI 51-100		RPI 101-150		RPI 150+							
5-4-1		0-1-0		0-0-0		OVERALL		0-1-0		0-1-0		5-1-1							
3-0-0		0-0-0		0-0-0		HOME		0-0-0		0-0-0		3-0-0							
2-4-1		0-1-0		0-0-0		AWAY		0-1-0		0-1-0		2-1-1							
0-0-0		0-0-0		0-0-0		NEUTRAL		0-0-0		0-0-0		0-0-0							
4-4-1		0-1-0		0-0-0		NON-CONFERENCE		0-1-0		0-1-0		4-1-1							
2-0-0		0-0-0		0-0-0		HOME		0-0-0		0-0-0		2-0-0							
2-4-1		0-1-0		0-0-		AWAY		0-1-0		0-1-0		2-1-1							
0-0-0		0-0-0		0-0-0		NEUTRAL		0-0-0		0-0-0		0-0-0							
1-0-0		0-0-0		0-0-0		CONFERENCE		0-0-0		0-0-0		1-0-0							
1-0-0		0-0-0		0-0-0		HOME		0-0-0		0-0-0		1-0-0							
0-0-0		0-0-0		0-0-0		AWAY		0-0-0		0-0-0		0-0-0							
0-0-0		0-0-0		0-0-0		NEUTRAL		0-0-0		0-0-0		0-0-0							
RPI	S	Opponent		Score		RPI	S	Opponent		Score		RPI	S	Opponent		Score			
7	A	Southern California		0 3								90	A	New Mexico		0 3			
												110	A	UNLV		1 2			
												218	A	Army West Point		1 1			
												235	H	Houston		3 0			
												264	A	New Mexico St.		1 0			
												274	H	Southern Utah		3 2			
												309	H	Detroit Mercy		4 0			
												310	A	Pacific		1 2			
												311	A	Iona		2 0			
LAST 10 GAMES																			
						90	A	New Mexico		0 3		274	H	Southern Utah		3 2			
						310	A	Pacific		1 2		235	H	Houston		3 0			
						7	A	Southern California		0 3		264	A	New Mexico St.		1 0			
						309	H	Detroit Mercy		4 0		110	A	UNLV		1 2			
						311	A	Iona		2 0		218	A	Army West Point		1 1			

Non-Div. I Games:

Northern Ariz.

Average RPI Win: 297		WON-LOST	WINNING	LAST 10	STRENGTH OF		OPP. STRENGTH	TEAM	ADJ		CONF.	ADJ CONF.													
Average RPI Loss: 132		RECORD	PCT. RANK	GAMES	SCHEDULE		OF SCHEDULE	RPI	RPI		RPI	RPI													
DIV. I ONLY		4-5-1	.45	189	4-5-1		269	259	260	.43218	259	24	24												
DIV. I NON-CONF.		3-4-1	.4375	191	3-4-1		253	272	264	.4314	265	25	25												
<hr/>																									
TOTALS		RPI 1-25		RPI 26-50		W-L RECORDS		RPI 51-100		RPI 101-150		RPI 150+													
4-5-1		0-1-0		0-0-0		OVERALL		0-1-0		0-1-0		4-2-1													
2-1-1		0-0-0		0-0-0		HOME		0-0-0		0-0-0		2-1-1													
2-4-0		0-1-0		0-0-0		AWAY		0-1-0		0-1-0		2-1-0													
0-0-0		0-0-0		0-0-0		NEUTRAL		0-0-0		0-0-0		0-0-0													
<hr/>																									
3-4-1		0-1-0		0-0-0		NON-CONFERENCE		0-1-0		0-1-0		3-1-1													
2-1-1		0-0-0		0-0-0		HOME		0-0-0		0-0-0		2-1-1													
1-3-0		0-1-0		0-0-		AWAY		0-1-0		0-1-0		1-0-0													
0-0-0		0-0-0		0-0-0		NEUTRAL		0-0-0		0-0-0		0-0-0													
<hr/>																									
1-1-0		0-0-0		0-0-0		CONFERENCE		0-0-0		0-0-0		1-1-0													
0-0-0		0-0-0		0-0-0		HOME		0-0-0		0-0-0		0-0-0													
1-1-0		0-0-0		0-0-0		AWAY		0-0-0		0-0-0		1-1-0													
0-0-0		0-0-0		0-0-0		NEUTRAL		0-0-0		0-0-0		0-0-0													
<hr/>																									
RPI	S	Opponent		Score		RPI	S	Opponent		Score		RPI	S	Opponent		Score									
11	A	Brown		0 1								67	A	Providence		0 1									
												123	A	Quinnipiac		0 2									
												200	A	UMass Lowell		2 1									
												208	A	Albany (NY)		1 2									
												253	H	Sacred Heart		2 3									
												284	H	Lafayette		0 0									
												320	A	Merrimack		1 0									
												331	H	Manhattan		2 1									
												336	H	Delaware St.		6 0									
												<hr/>													
												LAST 10 GAMES													
123	A	Quinnipiac		0 2		200	A	UMass Lowell		2 1															
253	H	Sacred Heart		2 3		208	A	Albany (NY)		1 2															
284	H	Lafayette		0 0		336	H	Delaware St.		6 0															
67	A	Providence		0 1		11	A	Brown		0 1															
320	A	Merrimack		1 0		331	H	Manhattan		2 1															

Non-Div. I Games:

Hartford

Average RPI Win:	313	WON-LOST	WINNING	LAST 10	STRENGTH OF	OPP. STRENGTH	TEAM	ADJ	CONF.	ADJ CONF.			
Average RPI Loss:	196	RECORD	PCT. RANK	GAMES	SCHEDULE	OF SCHEDULE	RPI	RPI	RPI	RPI			
DIV. I ONLY		4-4-3	.5	160	4-3-3	281	301	262	.43152	260	19	19	
DIV. I NON-CONF.		4-3-1	.5625	136	4-2-1	328	298	290	.40589	287	20	20	
<hr/>													
TOTALS	RPI 1-25	RPI 26-50		W-L RECORDS		RPI 51-100		RPI 101-150		RPI 150+			
4-4-3	0-0-0	0-0-0		OVERALL		0-0-0		0-1-1		4-3-2			
2-0-1	0-0-0	0-0-0		HOME		0-0-0		0-0-1		2-0-0			
2-3-2	0-0-0	0-0-0		AWAY		0-0-0		0-1-0		2-2-2			
0-1-0	0-0-0	0-0-0		NEUTRAL		0-0-0		0-0-0		0-1-0			
<hr/>													
4-3-1	0-0-0	0-0-0		NON-CONFERENCE		0-0-0		0-0-0		4-3-1			
2-0-0	0-0-0	0-0-0		HOME		0-0-0		0-0-0		2-0-0			
2-2-1	0-0-0	0-0-		AWAY		0-0-0		0-0-0		2-2-1			
0-1-0	0-0-0	0-0-0		NEUTRAL		0-0-0		0-0-0		0-1-0			
<hr/>													
0-1-2	0-0-0	0-0-0		CONFERENCE		0-0-0		0-1-1		0-0-1			
0-0-1	0-0-0	0-0-0		HOME		0-0-0		0-0-1		0-0-0			
0-1-1	0-0-0	0-0-0		AWAY		0-0-0		0-1-0		0-0-1			
0-0-0	0-0-0	0-0-0		NEUTRAL		0-0-0		0-0-0		0-0-0			
<hr/>													
RPI S	Opponent	Score	RPI S	Opponent	Score	RPI S	Opponent	Score	RPI S	Opponent	Score		
									129	H	South Alabama	0	0
									132	A	Arkansas St.	0	1
									196	A	Lamar University	1	5
									216	A	Northwestern St.	1	2
									217	A	Northern Ill.	4	4
									237	A	Little Rock	1	1
									240	N	UTSA	0	3
									270	A	Sam Houston St.	2	1
									317	H	Southern U.	3	0
									330	H	Nicholls St.	2	0
334	A	Chicago St.	2	0									
<hr/>													
			LAST 10 GAMES										
			330 H Nicholls St.			2	0	237 A Little Rock			1	1	
			270 A Sam Houston St.			2	1	132 A Arkansas St.			0	1	
			317 H Southern U.			3	0	129 H South Alabama			0	0	
			334 A Chicago St.			2	0	216 A Northwestern St.			1	2	
			217 A Northern Ill.			4	4	196 A Lamar University			1	5	

Non-Div. I Games:

Louisiana

Average RPI Win:	300	WON-LOST	WINNING	LAST 10	STRENGTH OF	OPP. STRENGTH	TEAM	ADJ	CONF.	ADJ CONF.	
Average RPI Loss:	151	RECORD	PCT. RANK	GAMES	SCHEDULE	OF SCHEDULE	RPI	RPI	RPI	RPI	
DIV. I ONLY	6-3-0	.66667	84	6-3-0	332	220	263	.43092	261	27	27
DIV. I NON-CONF.	5-2-0	.71429	68	5-2-0	333	226	255	.43968	254	28	28
<hr/>											
TOTALS	RPI 1-25	RPI 26-50		W-L RECORDS		RPI 51-100		RPI 101-150		RPI 150+	
6-3-0	0-0-0	0-0-0		OVERALL		0-1-0		0-1-0		6-1-0	
4-1-0	0-0-0	0-0-0		HOME		0-0-0		0-1-0		4-0-0	
2-2-0	0-0-0	0-0-0		AWAY		0-1-0		0-0-0		2-1-0	
0-0-0	0-0-0	0-0-0		NEUTRAL		0-0-0		0-0-0		0-0-0	
5-2-0	0-0-0	0-0-0		NON-CONFERENCE		0-1-0		0-0-0		5-1-0	
4-0-0	0-0-0	0-0-0		HOME		0-0-0		0-0-0		4-0-0	
1-2-0	0-0-0	0-0-		AWAY		0-1-0		0-0-0		1-1-0	
0-0-0	0-0-0	0-0-0		NEUTRAL		0-0-0		0-0-0		0-0-0	
1-1-0	0-0-0	0-0-0		CONFERENCE		0-0-0		0-1-0		1-0-0	
0-1-0	0-0-0	0-0-0		HOME		0-0-0		0-1-0		0-0-0	
1-0-0	0-0-0	0-0-0		AWAY		0-0-0		0-0-0		1-0-0	
0-0-0	0-0-0	0-0-0		NEUTRAL		0-0-0		0-0-0		0-0-0	
RPI	S	Opponent	Score	RPI	S	Opponent	Score	RPI	S	Opponent	Score
				87 A Elon 0 1				123 H Quinnipiac 0 3			
								202 A Cleveland St. 2 0			
								242 A Robert Morris 1 3			
								289 H St. Bonaventure 1 0			
								315 H Valparaiso 1 0			
								328 H Hampton 1 0			
								331 A Manhattan 2 1			
								336 H Delaware St. 1 0			
LAST 10 GAMES											
289 H St. Bonaventure 1 0				331 A Manhattan 2 1							
315 H Valparaiso 1 0				123 H Quinnipiac 0 3							
242 A Robert Morris 1 3				336 H Delaware St. 1 0							
328 H Hampton 1 0				202 A Cleveland St. 2 0							
87 A Elon 0 1											

Non-Div. I Games:

Canisius

Average RPI Win: 300		WON-LOST RECORD	WINNING PCT. RANK		LAST 10 GAMES	STRENGTH OF SCHEDULE	OPP. STRENGTH OF SCHEDULE	TEAM RPI	ADJ RPI	CONF. RPI	ADJ CONF. RPI	
Average RPI Loss: 175												
DIV. I ONLY		3-5-1	.38889	229	3-5-1	228	298	261	.43051	262	29	29
DIV. I NON-CONF.		2-4-0	.33333	246	2-4-0	93	293	198	.47071	201	29	29
<hr/>												
TOTALS		RPI 1-25		RPI 26-50		W-L RECORDS		RPI 51-100		RPI 101-150		RPI 150+
3-5-1		0-0-0		0-0-0		OVERALL		0-1-0		0-2-0		3-2-1
2-3-1		0-0-0		0-0-0		HOME		0-0-0		0-2-0		2-1-1
1-2-0		0-0-0		0-0-0		AWAY		0-1-0		0-0-0		1-1-0
0-0-0		0-0-0		0-0-0		NEUTRAL		0-0-0		0-0-0		0-0-0
<hr/>												
2-4-0		0-0-0		0-0-0		NON-CONFERENCE		0-1-0		0-2-0		2-1-0
2-3-0		0-0-0		0-0-0		HOME		0-0-0		0-2-0		2-1-0
0-1-0		0-0-0		0-0-		AWAY		0-1-0		0-0-0		0-0-0
0-0-0		0-0-0		0-0-0		NEUTRAL		0-0-0		0-0-0		0-0-0
<hr/>												
1-1-1		0-0-0		0-0-0		CONFERENCE		0-0-0		0-0-0		1-1-1
0-0-1		0-0-0		0-0-0		HOME		0-0-0		0-0-0		0-0-1
1-1-0		0-0-0		0-0-0		AWAY		0-0-0		0-0-0		1-1-0
0-0-0		0-0-0		0-0-0		NEUTRAL		0-0-0		0-0-0		0-0-0
<hr/>												
RPI	S	Opponent	Score	RPI	S	Opponent	Score	RPI	S	Opponent	Score	

Non-Div. I Games:

Longwood

Average RPI Win:	270	WON-LOST RECORD	WINNING PCT. RANK	LAST 10 GAMES	STRENGTH OF SCHEDULE	OPP. STRENGTH OF SCHEDULE	TEAM RPI	ADJ RPI	CONF. RPI	ADJ CONF. RPI	
Average RPI Loss:	145										
DIV. I ONLY	2-6-2	.3	265	2-6-2	160	287	259	.43029	263	18	18
DIV. I NON-CONF.	2-6-1	.27778	270	2-6-1	111	285	236	.44271	248	17	17
<hr/>											
TOTALS	RPI 1-25	RPI 26-50		W-L RECORDS	RPI 51-100		RPI 101-150		RPI 150+		
2-6-2	0-0-0	0-1-0		OVERALL	0-3-0		0-0-0		2-2-2		
1-3-2	0-0-0	0-0-0		HOME	0-1-0		0-0-0		1-2-2		
1-3-0	0-0-0	0-1-0		AWAY	0-2-0		0-0-0		1-0-0		
0-0-0	0-0-0	0-0-0		NEUTRAL	0-0-0		0-0-0		0-0-0		
<hr/>											
2-6-1	0-0-0	0-1-0		NON-CONFERENCE	0-3-0		0-0-0		2-2-1		
1-3-1	0-0-0	0-0-0		HOME	0-1-0		0-0-0		1-2-1		
1-3-0	0-0-0	0-0-		AWAY	0-2-0		0-0-0		1-0-0		
0-0-0	0-0-0	0-0-0		NEUTRAL	0-0-0		0-0-0		0-0-0		
<hr/>											
0-0-1	0-0-0	0-0-0		CONFERENCE	0-0-0		0-0-0		0-0-1		
0-0-1	0-0-0	0-0-0		HOME	0-0-0		0-0-0		0-0-1		
0-0-0	0-0-0	0-0-0		AWAY	0-0-0		0-0-0		0-0-0		
0-0-0	0-0-0	0-0-0		NEUTRAL	0-0-0		0-0-0		0-0-0		
<hr/>											
RPI S	Opponent	Score	RPI S	Opponent	Score	RPI S	Opponent	Score	RPI S	Opponent	Score
			44 A	Central Mich.	1 2	59 A	Saint Louis	1 2	222 A	Dayton	1 0
						77 A	UMKC	0 1	283 H	SIUE	0 4
						96 H	Milwaukee	0 2	298 H	Belmont	1 1
									301 H	Evansville	0 0
									309 H	Detroit Mercy	1 3
									318 H	Purdue Fort Wayne	3 0
<hr/>											
LAST 10 GAMES											
			301 H	Evansville	0 0	318 H	Purdue Fort Wayne	3 0			
			283 H	SIUE	0 4	298 H	Belmont	1 1			
			96 H	Milwaukee	0 2	309 H	Detroit Mercy	1 3			
			59 A	Saint Louis	1 2	222 A	Dayton	1 0			
			77 A	UMKC	0 1	44 A	Central Mich.	1 2			

Non-Div. I Games:

Indiana St.

Average RPI Win: 300		WON-LOST	WINNING	LAST 10	STRENGTH OF		OPP. STRENGTH	TEAM	ADJ		CONF.	ADJ CONF.		
Average RPI Loss: 166		RECORD	PCT. RANK	GAMES	SCHEDULE		OF SCHEDULE	RPI	RPI		RPI	RPI		
DIV. I ONLY		1-7-2	.2	304	1-7-2		94	311	264	.43001	264	21	21	
DIV. I NON-CONF.		1-7-2	.2	300	1-7-2		105	310	269	.43001	268	21	21	
TOTALS		RPI 1-25		RPI 26-50		W-L RECORDS		RPI 51-100		RPI 101-150		RPI 150+		
1-7-2	0-0-0	0-0-0		OVERALL		0-1-0		0-2-0		1-4-2				
0-4-2	0-0-0	0-0-0		HOME		0-1-0		0-1-0		0-2-2				
0-3-0	0-0-0	0-0-0		AWAY		0-0-0		0-1-0		0-2-0				
1-0-0	0-0-0	0-0-0		NEUTRAL		0-0-0		0-0-0		1-0-0				
1-7-2	0-0-0	0-0-0		NON-CONFERENCE		0-1-0		0-2-0		1-4-2				
0-4-2	0-0-0	0-0-0		HOME		0-1-0		0-1-0		0-2-2				
0-3-0	0-0-0	0-0-		AWAY		0-0-0		0-1-0		0-2-0				
1-0-0	0-0-0	0-0-0		NEUTRAL		0-0-0		0-0-0		1-0-0				
0-0-0	0-0-0	0-0-0		CONFERENCE		0-0-0		0-0-0		0-0-0				
0-0-0	0-0-0	0-0-0		HOME		0-0-0		0-0-0		0-0-0				
0-0-0	0-0-0	0-0-0		AWAY		0-0-0		0-0-0		0-0-0				
0-0-0	0-0-0	0-0-0		NEUTRAL		0-0-0		0-0-0		0-0-0				
RPI	S	Opponent		Score	RPI	S	Opponent		Score	RPI	S	Opponent		Score

Non-Div. I Games:

New Mexico St.

Average RPI Win:	287	WON-LOST RECORD	WINNING PCT. RANK	LAST 10 GAMES		STRENGTH OF SCHEDULE	OPP. STRENGTH OF SCHEDULE	TEAM RPI	ADJ RPI	CONF. RPI	ADJ CONF. RPI
DIV. I ONLY		2-8-3	.26923 287	2-6-2		201	182	268	.4274 265	25	25
DIV. I NON-CONF.		2-8-1	.22727 289	2-6-0		156	207	265	.4313 266	22	22
<hr/>											
TOTALS	RPI 1-25		RPI 26-50	W-L RECORDS		RPI 51-100		RPI 101-150		RPI 150+	
2-8-3	0-1-0		0-2-0	OVERALL		0-1-0		0-1-0		2-3-3	
1-1-1	0-0-0		0-0-0	HOME		0-0-0		0-0-0		1-1-1	
1-7-2	0-1-0		0-2-0	AWAY		0-1-0		0-1-0		1-2-2	
0-0-0	0-0-0		0-0-0	NEUTRAL		0-0-0		0-0-0		0-0-0	
2-8-1	0-1-0		0-2-0	NON-CONFERENCE		0-1-0		0-1-0		2-3-1	
1-1-1	0-0-0		0-0-0	HOME		0-0-0		0-0-0		1-1-1	
1-7-0	0-1-0		0-0-	AWAY		0-1-0		0-1-0		1-2-0	
0-0-0	0-0-0		0-0-0	NEUTRAL		0-0-0		0-0-0		0-0-0	
0-0-2	0-0-0		0-0-0	CONFERENCE		0-0-0		0-0-0		0-0-2	
0-0-0	0-0-0		0-0-0	HOME		0-0-0		0-0-0		0-0-0	
0-0-2	0-0-0		0-0-0	AWAY		0-0-0		0-0-0		0-0-2	
0-0-0	0-0-0		0-0-0	NEUTRAL		0-0-0		0-0-0		0-0-0	
<hr/>											
RPI S Opponent Score	RPI S Opponent Score		RPI S Opponent Score		RPI S Opponent Score		RPI S Opponent Score				
20 A Colorado 0 4	35 A Iowa 0 4		41 A SMU 0 4		75 A Missouri 1 2		111 A Cal St. Fullerton 0 5		165 A UC Irvine 0 2		
							191 A Eastern Wash. 1 1		231 H South Dakota 0 1		
							243 A Wyoming 2 3		251 A Idaho 1 1		
							269 H Austin Peay 3 0		283 H SIUE 1 1		
							305 A Grand Canyon 2 1				
<hr/>											
LAST 10 GAMES											
251 A Idaho 1 1				191 A Eastern Wash. 1 1							
269 H Austin Peay 3 0				231 H South Dakota 0 1							
41 A SMU 0 4				20 A Colorado 0 4							
305 A Grand Canyon 2 1				75 A Missouri 1 2							
165 A UC Irvine 0 2				35 A Iowa 0 4							

Non-Div. I Games:

Northern Colo.

Average RPI Win: 236		WON-LOST RECORD		WINNING PCT. RANK		LAST 10 GAMES		STRENGTH OF SCHEDULE		OPP. STRENGTH OF SCHEDULE		TEAM RPI		ADJ RPI		CONF. RPI		ADJ CONF. RPI				
DIV. I ONLY		3-6-2		.36364 235		3-5-2		235		256		266		.42686 266		19		19				
DIV. I NON-CONF.		3-3-2		.5 157		3-2-2		314		203		277		.42163 276		20		20				
TOTALS		RPI 1-25		RPI 26-50		W-L RECORDS		RPI 51-100		RPI 101-150		RPI 150+										
3-6-2		0-0-0		0-0-0		OVERALL		0-0-0		0-3-0		3-3-2										
2-2-0		0-0-0		0-0-0		HOME		0-0-0		0-2-0		2-0-0										
1-4-2		0-0-0		0-0-0		AWAY		0-0-0		0-1-0		1-3-2										
0-0-0		0-0-0		0-0-0		NEUTRAL		0-0-0		0-0-0		0-0-0										
3-3-2		0-0-0		0-0-0		NON-CONFERENCE		0-0-0		0-1-0		3-2-2										
2-1-0		0-0-0		0-0-0		HOME		0-0-0		0-1-0		2-0-0										
1-2-2		0-0-0		0-0-		AWAY		0-0-0		0-0-0		1-2-2										
0-0-0		0-0-0		0-0-0		NEUTRAL		0-0-0		0-0-0		0-0-0										
0-3-0		0-0-0		0-0-0		CONFERENCE		0-0-0		0-2-0		0-1-0										
0-1-0		0-0-0		0-0-0		HOME		0-0-0		0-1-0		0-0-0										
0-2-0		0-0-0		0-0-0		AWAY		0-0-0		0-1-0		0-1-0										
0-0-0		0-0-0		0-0-0		NEUTRAL		0-0-0		0-0-0		0-0-0										
RPI	S	Opponent		Score	RPI	S	Opponent		Score	RPI	S	Opponent		Score								
												119	H	Louisiana Tech	1	5						
												129	A	South Alabama	0	3						
												132	H	Arkansas St.	1	3						
												175	H	Southern Miss.	1	0						
												215	A	Troy	1	7						
												216	H	Northwestern St.	1	0						
												233	A	Central Ark.	0	4						
												254	A	Alabama A&M	0	0						
												273	A	Southeastern La.	1	1						
												275	A	Grambling	2	3						
												317	A	Southern U.	5	1						
LAST 10 GAMES																						
												215	A	Troy	1	7		129	A	South Alabama	0	3
												216	H	Northwestern St.	1	0		254	A	Alabama A&M	0	0
												175	H	Southern Miss.	1	0		132	H	Arkansas St.	1	3
												119	H	Louisiana Tech	1	5		317	A	Southern U.	5	1
												273	A	Southeastern La.	1	1		233	A	Central Ark.	0	4

Non-Div. I Games:

La.-Monroe

Average RPI Win:	312	WON-LOST	WINNING	LAST 10	STRENGTH OF	OPP. STRENGTH	TEAM	ADJ	CONF.	ADJ CONF.	
Average RPI Loss:	144	RECORD	PCT. RANK	GAMES	SCHEDULE	OF SCHEDULE	RPI	RPI	RPI	RPI	
DIV. I ONLY	4-5-1	.45	189	4-5-1	274	264	267	.42621	267	22	22
DIV. I NON-CONF.	3-5-0	.375	218	3-5-0	291	254	293	.40077	293	23	23
TOTALS	RPI 1-25	RPI 26-50	W-L RECORDS	RPI 51-100	RPI 101-150	RPI 150+					
4-5-1	0-0-0	0-0-0	OVERALL	0-1-0	0-3-0	4-1-1					
2-2-1	0-0-0	0-0-0	HOME	0-1-0	0-1-0	2-0-1					
2-3-0	0-0-0	0-0-0	AWAY	0-0-0	0-2-0	2-1-0					
0-0-0	0-0-0	0-0-0	NEUTRAL	0-0-0	0-0-0	0-0-0					
3-5-0	0-0-0	0-0-0	NON-CONFERENCE	0-1-0	0-3-0	3-1-0					
2-2-0	0-0-0	0-0-0	HOME	0-1-0	0-1-0	2-0-0					
1-3-0	0-0-0	0-0-	AWAY	0-0-0	0-2-0	1-1-0					
0-0-0	0-0-0	0-0-0	NEUTRAL	0-0-0	0-0-0	0-0-0					
1-0-1	0-0-0	0-0-0	CONFERENCE	0-0-0	0-0-0	1-0-1					
0-0-1	0-0-0	0-0-0	HOME	0-0-0	0-0-0	0-0-1					
1-0-0	0-0-0	0-0-0	AWAY	0-0-0	0-0-0	1-0-0					
0-0-0	0-0-0	0-0-0	NEUTRAL	0-0-0	0-0-0	0-0-0					
RPI	S	Opponent	Score	RPI	S	Opponent	Score	RPI	S	Opponent	Score

Non-Div. I Games:

Loyola Maryland

Average RPI Win:	278	WON-LOST RECORD	WINNING PCT. RANK	LAST 10 GAMES	STRENGTH OF SCHEDULE	OPP. STRENGTH OF SCHEDULE	TEAM RPI	ADJ RPI	CONF. RPI	ADJ CONF. RPI	
DIV. I ONLY		2-7-1	.25 288	3-6-1	125	324	265	.42586 268	32	32	
DIV. I NON-CONF.		2-7-1	.25 278	2-7-1	121	322	271	.42586 271	32	32	
<hr/>											
TOTALS	RPI 1-25	RPI 26-50		W-L RECORDS	RPI 51-100		RPI 101-150		RPI 150+		
2-7-1	0-0-0	0-0-0		OVERALL	0-1-0		0-1-0		2-5-1		
2-4-0	0-0-0	0-0-0		HOME	0-0-0		0-0-0		2-4-0		
0-3-1	0-0-0	0-0-0		AWAY	0-1-0		0-1-0		0-1-1		
0-0-0	0-0-0	0-0-0		NEUTRAL	0-0-0		0-0-0		0-0-0		
<hr/>											
2-7-1	0-0-0	0-0-0		NON-CONFERENCE	0-1-0		0-1-0		2-5-1		
2-4-0	0-0-0	0-0-0		HOME	0-0-0		0-0-0		2-4-0		
0-3-1	0-0-0	0-0-		AWAY	0-1-0		0-1-0		0-1-1		
0-0-0	0-0-0	0-0-0		NEUTRAL	0-0-0		0-0-0		0-0-0		
<hr/>											
0-0-0	0-0-0	0-0-0		CONFERENCE	0-0-0		0-0-0		0-0-0		
0-0-0	0-0-0	0-0-0		HOME	0-0-0		0-0-0		0-0-0		
0-0-0	0-0-0	0-0-0		AWAY	0-0-0		0-0-0		0-0-0		
0-0-0	0-0-0	0-0-0		NEUTRAL	0-0-0		0-0-0		0-0-0		
<hr/>											
RPI S	Opponent	Score	RPI S	Opponent	Score	RPI S	Opponent	Score	RPI S	Opponent	Score
						84 A	Western Ky.	0 3	103 A	Colorado Col.	0 2
						157 H	Lipscomb	0 6			
						185 H	IUPUI	0 2			
						187 A	Ohio	0 7			
						204 H	UTRGV	1 4			
						257 H	Morehead St.	2 1			
						286 H	North Ala.	1 3			
						298 H	Belmont	1 0			
						318 A	Purdue Fort Wayne	1 1			
						<hr/>					
			LAST 10 GAMES								
204 H UTRGV			1 4	103 A Colorado Col.			0 2				
318 A Purdue Fort Wayne			1 1	157 H Lipscomb			0 6				
185 H IUPUI			0 2	257 H Morehead St.			2 1				
298 H Belmont			1 0	84 A Western Ky.			0 3				
286 H North Ala.			1 3	187 A Ohio			0 7				

Non-Div. I Games:	Ill.-Springfield	2	0	Rose-Hulman	1	0
--------------------------	-------------------------	----------	----------	--------------------	----------	----------

Southern Ill.

Average RPI Win:	301	WON-LOST RECORD	WINNING PCT. RANK	LAST 10 GAMES	STRENGTH OF SCHEDULE	OPP. STRENGTH OF SCHEDULE	TEAM RPI	ADJ RPI	CONF. RPI	ADJ CONF. RPI				
DIV. I ONLY		1-6-3	.25	288	1-6-3	176	246	270	.42315	269	26	26		
DIV. I NON-CONF.		1-4-2	.28571	263	1-4-2	162	218	249	.4423	249	24	24		
<hr/>														
TOTALS	RPI 1-25	RPI 26-50		W-L RECORDS		RPI 51-100		RPI 101-150		RPI 150+				
1-6-3	0-1-0	0-0-0		OVERALL		0-0-0		0-1-1		1-4-2				
1-3-1	0-0-0	0-0-0		HOME		0-0-0		0-1-0		1-2-1				
0-3-2	0-1-0	0-0-0		AWAY		0-0-0		0-0-1		0-2-1				
0-0-0	0-0-0	0-0-0		NEUTRAL		0-0-0		0-0-0		0-0-0				
<hr/>														
1-4-2	0-1-0	0-0-0		NON-CONFERENCE		0-0-0		0-1-1		1-2-1				
1-1-0	0-0-0	0-0-0		HOME		0-0-0		0-1-0		1-0-0				
0-3-2	0-1-0	0-0-		AWAY		0-0-0		0-0-1		0-2-1				
0-0-0	0-0-0	0-0-0		NEUTRAL		0-0-0		0-0-0		0-0-0				
<hr/>														
0-2-1	0-0-0	0-0-0		CONFERENCE		0-0-0		0-0-0		0-2-1				
0-2-1	0-0-0	0-0-0		HOME		0-0-0		0-0-0		0-2-1				
0-0-0	0-0-0	0-0-0		AWAY		0-0-0		0-0-0		0-0-0				
0-0-0	0-0-0	0-0-0		NEUTRAL		0-0-0		0-0-0		0-0-0				
<hr/>														
RPI	S	Opponent	Score		RPI	S	Opponent	Score		RPI	S	Opponent	Score	
20	A	Colorado	0	2						144	H	Mercer	0	1
										147	A	Chattanooga	1	1
										155	A	Cincinnati	0	0
										164	H	Southeast Mo. St.	1	2
										166	A	Middle Tenn.	0	4
										205	H	UT Martin	0	2
										265	A	Northern Colo.	0	3
										283	H	SIUE	2	2
										301	H	Evansville	1	0
<hr/>														
LAST 10 GAMES														
205	H	UT Martin	0	2	164	H	Southeast Mo. St.	1	2					
20	A	Colorado	0	2	155	A	Cincinnati	0	0					
144	H	Mercer	0	1	283	H	SIUE	2	2					
166	A	Middle Tenn.	0	4	301	H	Evansville	1	0					
147	A	Chattanooga	1	1	265	A	Northern Colo.	0	3					

Non-Div. I Games:

Austin Peay

Average RPI Win:	300	WON-LOST	WINNING	LAST 10	STRENGTH OF	OPP. STRENGTH	TEAM	ADJ	CONF.	ADJ CONF.			
Average RPI Loss:	153	RECORD	PCT. RANK	GAMES	SCHEDULE	OF SCHEDULE	RPI	RPI	RPI	RPI			
DIV. I ONLY		4-5-1	.45	189	4-5-1	291	214	269	.42295	270	28	28	
DIV. I NON-CONF.		2-5-0	.28571	263	2-5-0	228	265	286	.40685	286	27	27	
<hr/>													
TOTALS	RPI 1-25	RPI 26-50		W-L RECORDS		RPI 51-100		RPI 101-150		RPI 150+			
4-5-1	0-0-0	0-1-0		OVERALL		0-1-0		0-1-0		4-2-1			
3-3-1	0-0-0	0-0-0		HOME		0-1-0		0-0-0		3-2-1			
1-2-0	0-0-0	0-1-0		AWAY		0-0-0		0-1-0		1-0-0			
0-0-0	0-0-0	0-0-0		NEUTRAL		0-0-0		0-0-0		0-0-0			
2-5-0	0-0-0	0-1-0		NON-CONFERENCE		0-1-0		0-1-0		2-2-0			
1-3-0	0-0-0	0-0-0		HOME		0-1-0		0-0-0		1-2-0			
1-2-0	0-0-0	0-0-		AWAY		0-0-0		0-1-0		1-0-0			
0-0-0	0-0-0	0-0-0		NEUTRAL		0-0-0		0-0-0		0-0-0			
2-0-1	0-0-0	0-0-0		CONFERENCE		0-0-0		0-0-0		2-0-1			
2-0-1	0-0-0	0-0-0		HOME		0-0-0		0-0-0		2-0-1			
0-0-0	0-0-0	0-0-0		AWAY		0-0-0		0-0-0		0-0-0			
0-0-0	0-0-0	0-0-0		NEUTRAL		0-0-0		0-0-0		0-0-0			
RPI	S	Opponent	Score	RPI	S	Opponent	Score	RPI	S	Opponent	Score		
				50	A	TCU	0 6	93	H	Gonzaga	1 2		
										125	A	UIC	0 1
										194	H	A&M-Corpus Christi	1 1
										233	H	Central Ark.	3 2
										235	H	Houston	0 3
										260	H	Louisiana	1 2
										312	H	Houston Baptist	2 1
										327	A	Prairie View	1 0
										329	H	Ark.-Pine Bluff	5 0
LAST 10 GAMES													
				194	H	A&M-Corpus Christi	1 1	312	H	Houston Baptist	2 1		
				329	H	Ark.-Pine Bluff	5 0	233	H	Central Ark.	3 2		
				50	A	TCU	0 6	327	A	Prairie View	1 0		
				93	H	Gonzaga	1 2	125	A	UIC	0 1		
				235	H	Houston	0 3	260	H	Louisiana	1 2		

Non-Div. I Games:

Sam Houston St.

Average RPI Win: 318		WON-LOST RECORD		WINNING PCT. RANK		LAST 10 GAMES		STRENGTH OF SCHEDULE		OPP. STRENGTH OF SCHEDULE		TEAM RPI		ADJ RPI		CONF. RPI		ADJ CONF. RPI	
DIV. I ONLY		3-7-1		.31818 258		3-6-1		212		280		272		.42255 271		29		29	
DIV. I NON-CONF.		1-7-1		.16667 305		1-6-1		135		279		284		.41079 282		29		29	
TOTALS		RPI 1-25		RPI 26-50		W-L RECORDS		RPI 51-100		RPI 101-150		RPI 150+							
3-7-1		0-0-0		0-0-0		OVERALL		0-2-0		0-2-0		3-3-1							
3-3-1		0-0-0		0-0-0		HOME		0-0-0		0-1-0		3-2-1							
0-4-0		0-0-0		0-0-0		AWAY		0-2-0		0-1-0		0-1-0							
0-0-0		0-0-0		0-0-0		NEUTRAL		0-0-0		0-0-0		0-0-0							
1-7-1		0-0-0		0-0-0		NON-CONFERENCE		0-2-0		0-2-0		1-3-1							
1-3-1		0-0-0		0-0-0		HOME		0-0-0		0-1-0		1-2-1							
0-4-0		0-0-0		0-0-		AWAY		0-2-0		0-1-0		0-1-0							
0-0-0		0-0-0		0-0-0		NEUTRAL		0-0-0		0-0-0		0-0-0							
2-0-0		0-0-0		0-0-0		CONFERENCE		0-0-0		0-0-0		2-0-0							
2-0-0		0-0-0		0-0-0		HOME		0-0-0		0-0-0		2-0-0							
0-0-0		0-0-0		0-0-0		AWAY		0-0-0		0-0-0		0-0-0							
0-0-0		0-0-0		0-0-0		NEUTRAL		0-0-0		0-0-0		0-0-0							
RPI	S	Opponent		Score	RPI	S	Opponent		Score	RPI	S	Opponent		Score	RPI	S	Opponent		Score
														</					

Non-Div. I Games:

Gardner-Webb

Average RPI Win:	311	WON-LOST	WINNING	LAST 10	STRENGTH OF	OPP. STRENGTH	TEAM	ADJ	CONF.	ADJ CONF.							
Average RPI Loss:	138	RECORD	PCT. RANK	GAMES	SCHEDULE	OF SCHEDULE	RPI	RPI	RPI	RPI							
DIV. I ONLY	3-5-2	.4	220	3-5-2	272	230	274	.42241	272	29	29						
DIV. I NON-CONF.	3-4-0	.42857	199	3-4-0	224	239	234	.45049	233	29	29						
<hr/>																	
TOTALS	RPI 1-25	RPI 26-50		W-L RECORDS		RPI 51-100		RPI 101-150		RPI 150+							
3-5-2	0-0-0	0-0-0		OVERALL		0-2-0		0-2-0		3-1-2							
2-4-0	0-0-0	0-0-0		HOME		0-2-0		0-1-0		2-1-0							
1-1-2	0-0-0	0-0-0		AWAY		0-0-0		0-1-0		1-0-2							
0-0-0	0-0-0	0-0-0		NEUTRAL		0-0-0		0-0-0		0-0-0							
<hr/>																	
3-4-0	0-0-0	0-0-0		NON-CONFERENCE		0-2-0		0-2-0		3-0-0							
2-3-0	0-0-0	0-0-0		HOME		0-2-0		0-1-0		2-0-0							
1-1-0	0-0-0	0-0-		AWAY		0-0-0		0-1-0		1-0-0							
0-0-0	0-0-0	0-0-0		NEUTRAL		0-0-0		0-0-0		0-0-0							
<hr/>																	
0-1-2	0-0-0	0-0-0		CONFERENCE		0-0-0		0-0-0		0-1-2							
0-1-0	0-0-0	0-0-0		HOME		0-0-0		0-0-0		0-1-0							
0-0-2	0-0-0	0-0-0		AWAY		0-0-0		0-0-0		0-0-2							
0-0-0	0-0-0	0-0-0		NEUTRAL		0-0-0		0-0-0		0-0-0							
<hr/>																	
RPI S	Opponent	Score	RPI S	Opponent	Score	RPI S	Opponent	Score	RPI S	Opponent	Score						
						78 H	Navy	0 1	113 H	Col. of Charleston	0 2						
						100 H	North Florida	0 3	116 A	Kennesaw St.	1 2						
									212 A	High Point	2 2						
									262 A	Longwood	0 0						
									285 H	Presbyterian	1 2						
									291 A	Jacksonville	3 1						
									306 H	Wofford	3 0						
									335 H	Alabama St.	3 1						
						<hr/>											
									LAST 10 GAMES								
			262 A	Longwood	0 0	285 H	Presbyterian	1 2									
			100 H	North Florida	0 3	212 A	High Point	2 2									
			78 H	Navy	0 1	113 H	Col. of Charleston	0 2									
			306 H	Wofford	3 0	335 H	Alabama St.	3 1									
			291 A	Jacksonville	3 1	116 A	Kennesaw St.	1 2									

Non-Div. I Games:

Charleston So.

Average RPI Win:	322	WON-LOST	WINNING	LAST 10	STRENGTH OF	OPP. STRENGTH	TEAM	ADJ	CONF.	ADJ CONF.	
Average RPI Loss:	144	RECORD	PCT. RANK	GAMES	SCHEDULE	OF SCHEDULE	RPI	RPI	RPI	RPI	
DIV. I ONLY	1-8-1	.15	316	1-8-1	114	254	273	.42212	273	28	28
DIV. I NON-CONF.	1-5-1	.21429	293	1-5-1	122	225	257	.43768	256	27	27
<hr/>											
TOTALS	RPI 1-25	RPI 26-50		W-L RECORDS	RPI 51-100		RPI 101-150		RPI 150+		
1-8-1	0-1-0	0-0-0		OVERALL	0-1-0		0-3-0		1-3-1		
1-4-1	0-0-0	0-0-0		HOME	0-0-0		0-3-0		1-1-1		
0-4-0	0-1-0	0-0-0		AWAY	0-1-0		0-0-0		0-2-0		
0-0-0	0-0-0	0-0-0		NEUTRAL	0-0-0		0-0-0		0-0-0		
<hr/>											
1-5-1	0-1-0	0-0-0		NON-CONFERENCE	0-1-0		0-2-0		1-1-1		
1-2-1	0-0-0	0-0-0		HOME	0-0-0		0-2-0		1-0-1		
0-3-0	0-1-0	0-0-		AWAY	0-1-0		0-0-0		0-1-0		
0-0-0	0-0-0	0-0-0		NEUTRAL	0-0-0		0-0-0		0-0-0		
<hr/>											
0-3-0	0-0-0	0-0-0		CONFERENCE	0-0-0		0-1-0		0-2-0		
0-2-0	0-0-0	0-0-0		HOME	0-0-0		0-1-0		0-1-0		
0-1-0	0-0-0	0-0-0		AWAY	0-0-0		0-0-0		0-1-0		
0-0-0	0-0-0	0-0-0		NEUTRAL	0-0-0		0-0-0		0-0-0		
<hr/>											
RPI S	Opponent	Score		RPI S	Opponent	Score		RPI S	Opponent	Score	
17 A	Memphis	0 6									
								104 H	Abilene Christian	0 1	
								119 H	Louisiana Tech	0 1	
								129 H	South Alabama	0 3	
								181 A	McNeese	0 1	
								237 A	Little Rock	0 2	
								266 H	La.-Monroe	1 1	
								281 H	Incarnate Word	0 1	
								322 H	Jackson St.	4 0	
				LAST 10 GAMES							
				104 H	Abilene Christian	0 1		281 H	Incarnate Word	0 1	
				80 A	Tennessee	0 2		181 A	McNeese	0 1	
				322 H	Jackson St.	4 0		237 A	Little Rock	0 2	
				266 H	La.-Monroe	1 1		17 A	Memphis	0 6	
				119 H	Louisiana Tech	0 1		129 H	South Alabama	0 3	

Non-Div. I Games:

Southeastern La.

Average RPI Win:		0	WON-LOST RECORD		0	332	LAST 10 GAMES			STRENGTH OF SCHEDULE		21	OPP. STRENGTH OF SCHEDULE		334	TEAM RPI		275	ADJ RPI		.42185	274	CONF. RPI		25	ADJ CONF. RPI		25
Average RPI Loss:		175			0	331						8			330			262			.43311	261			22			22
DIV. I ONLY		0-9-0		0	332	0-9-0					21			334			275			.42185	274			25			25	
DIV. I NON-CONF.		0-8-0		0	331	0-8-0					8			330			262			.43311	261			22			22	
TOTALS		RPI 1-25		RPI 26-50		W-L RECORDS		RPI 51-100		RPI 101-150		RPI 150+																
0-9-0		0-1-0		0-0-0		OVERALL		0-0-0		0-1-0		0-7-0																
0-3-0		0-0-0		0-0-0		HOME		0-0-0		0-1-0		0-2-0																
0-5-0		0-1-0		0-0-0		AWAY		0-0-0		0-0-0		0-4-0																
0-1-0		0-0-0		0-0-0		NEUTRAL		0-0-0		0-0-0		0-1-0																
0-8-0		0-1-0		0-0-0		NON-CONFERENCE		0-0-0		0-1-0		0-6-0																
0-3-0		0-0-0		0-0-0		HOME		0-0-0		0-1-0		0-2-0																
0-4-0		0-1-0		0-0-		AWAY		0-0-0		0-0-0		0-3-0																
0-1-0		0-0-0		0-0-0		NEUTRAL		0-0-0		0-0-0		0-1-0																
0-1-0		0-0-0		0-0-0		CONFERENCE		0-0-0		0-0-0		0-1-0																
0-0-0		0-0-0		0-0-0		HOME		0-0-0		0-0-0		0-0-0																
0-1-0		0-0-0		0-0-0		AWAY		0-0-0		0-0-0		0-1-0																
0-0-0		0-0-0		0-0-0		NEUTRAL		0-0-0		0-0-0		0-0-0																
RPI	S	Opponent		Score		RPI	S	Opponent		Score		RPI	S	Opponent		Score		RPI	S	Opponent		Score						
8	A	BYU		0 7										134 H Boise St.		0 4				153 N CSUN		0 4						
														158 H California Baptist		0 1				179 A UTEP		0 2						
														204 A UTRGV		0 1				239 H CSU Bakersfield		1 2						
														243 A Wyoming		0 2				258 A Northern Ariz.		2 3						

Non-Div. I Games:

Southern Utah

Average RPI Win: 272		WON-LOST RECORD		WINNING PCT. RANK		LAST 10 GAMES		STRENGTH OF SCHEDULE		OPP. STRENGTH OF SCHEDULE		TEAM RPI		ADJ RPI		CONF. RPI		ADJ CONF. RPI	
DIV. I ONLY		3-7-1		.31818 258		2-7-1		229		257		276		.42166 275		31		31	
DIV. I NON-CONF.		2-6-1		.27778 270		1-6-1		134		237		239		.44786 236		31		31	
TOTALS		RPI 1-25		RPI 26-50		W-L RECORDS		RPI 51-100		RPI 101-150		RPI 150+							
3-7-1		0-0-0		0-0-0		OVERALL		0-2-0		0-0-1		3-5-0							
3-1-1		0-0-0		0-0-0		HOME		0-0-0		0-0-1		3-1-0							
0-6-0		0-0-0		0-0-0		AWAY		0-2-0		0-0-0		0-4-0							
0-0-0		0-0-0		0-0-0		NEUTRAL		0-0-0		0-0-0		0-0-0							
2-6-1		0-0-0		0-0-0		NON-CONFERENCE		0-2-0		0-0-1		2-4-0							
2-0-1		0-0-0		0-0-0		HOME		0-0-0		0-0-1		2-0-0							
0-6-0		0-0-0		0-0-		AWAY		0-2-0		0-0-0		0-4-0							
0-0-0		0-0-0		0-0-0		NEUTRAL		0-0-0		0-0-0		0-0-0							
1-1-0		0-0-0		0-0-0		CONFERENCE		0-0-0		0-0-0		1-1-0							
1-1-0		0-0-0		0-0-0		HOME		0-0-0		0-0-0		1-1-0							
0-0-0		0-0-0		0-0-0		AWAY		0-0-0		0-0-0		0-0-0							
0-0-0		0-0-0		0-0-0		NEUTRAL		0-0-0		0-0-0		0-0-0							
RPI	S	Opponent		Score	RPI	S	Opponent		Score	RPI	S	Opponent		Score					
							64	A	Texas	0	8	119	H	Louisiana Tech	1	1			
							70	A	North Texas	0	1	199	A	Tulsa	0	3			
												204	A	UTRGV	0	1			
												216	H	Northwestern St.	1	0			
												219	A	Oral Roberts	0	5			
												237	A	Little Rock	0	1			
												254	H	Alabama A&M	0	1			
												266	H	La.-Monroe	3	2			
												335	H	Alabama St.	5	0			
LAST 10 GAMES																			
							254	H	Alabama A&M	0	1	64	A	Texas	0	8			
							335	H	Alabama St.	5	0	204	A	UTRGV	0	1			
							199	A	Tulsa	0	3	70	A	North Texas	0	1			
							216	H	Northwestern St.	1	0	119	H	Louisiana Tech	1	1			
							237	A	Little Rock	0	1	219	A	Oral Roberts	0	5			

Non-Div. I Games: LSU-Shreveport 2 0

Grambling

Average RPI Win:	236	WON-LOST	WINNING	LAST 10	STRENGTH OF	OPP. STRENGTH	TEAM	ADJ	CONF.	ADJ CONF.		
Average RPI Loss:	233	RECORD	PCT. RANK	GAMES	SCHEDULE	OF SCHEDULE	RPI	RPI	RPI	RPI		
DIV. I ONLY	2-5-2	.33333	251	2-5-2	208	304	271	.42129	276	24	24	
DIV. I NON-CONF.	2-4-1	.35714	234	2-4-1	259	291	291	.40217	291	25	25	
<hr/>												
TOTALS	RPI 1-25	RPI 26-50		W-L RECORDS		RPI 51-100		RPI 101-150		RPI 150+		
2-5-2	0-0-0	0-0-0		OVERALL		0-0-0		0-0-0		2-5-2		
1-3-1	0-0-0	0-0-0		HOME		0-0-0		0-0-0		1-3-1		
1-2-1	0-0-0	0-0-0		AWAY		0-0-0		0-0-0		1-2-1		
0-0-0	0-0-0	0-0-0		NEUTRAL		0-0-0		0-0-0		0-0-0		
2-4-1	0-0-0	0-0-0		NON-CONFERENCE		0-0-0		0-0-0		2-4-1		
1-3-0	0-0-0	0-0-0		HOME		0-0-0		0-0-0		1-3-0		
1-1-1	0-0-0	0-0-		AWAY		0-0-0		0-0-0		1-1-1		
0-0-0	0-0-0	0-0-0		NEUTRAL		0-0-0		0-0-0		0-0-0		
0-1-1	0-0-0	0-0-0		CONFERENCE		0-0-0		0-0-0		0-1-1		
0-0-1	0-0-0	0-0-0		HOME		0-0-0		0-0-0		0-0-1		
0-1-0	0-0-0	0-0-0		AWAY		0-0-0		0-0-0		0-1-0		
0-0-0	0-0-0	0-0-0		NEUTRAL		0-0-0		0-0-0		0-0-0		
RPI S	Opponent	Score	RPI S	Opponent	Score	RPI S	Opponent	Score	RPI S	Opponent	Score	
									170 A	Binghamton	2	3
									198 A	Bryant	1	2
									218 A	Army West Point	2	1
									226 A	Holy Cross	0	0
									227 H	Maine	1	1
									238 H	North Dakota St.	0	3
									241 H	Colgate	1	2
									253 H	Sacred Heart	1	0
									320 H	Merrimack	1	2
												LAST 10 GAMES

Non-Div. I Games:

Vermont

Average RPI Win: 262		WON-LOST RECORD		WINNING PCT. RANK		LAST 10 GAMES		STRENGTH OF SCHEDULE		OPP. STRENGTH OF SCHEDULE		TEAM RPI		ADJ RPI		CONF. RPI		ADJ CONF. RPI	
DIV. I ONLY		2-4-4		.4 220		2-4-4		271		252		277		.42068 277		22		22	
DIV. I NON-CONF.		2-2-4		.5 157		2-2-4		275		209		241		.44739 238		23		23	
TOTALS		RPI 1-25		RPI 26-50		W-L RECORDS		RPI 51-100		RPI 101-150		RPI 150+							
2-4-4		0-0-0		0-0-0		OVERALL		0-0-0		0-1-1		2-3-3							
2-2-1		0-0-0		0-0-0		HOME		0-0-0		0-1-1		2-1-0							
0-2-3		0-0-0		0-0-0		AWAY		0-0-0		0-0-0		0-2-3							
0-0-0		0-0-0		0-0-0		NEUTRAL		0-0-0		0-0-0		0-0-0							
2-2-4		0-0-0		0-0-0		NON-CONFERENCE		0-0-0		0-1-1		2-1-3							
2-1-1		0-0-0		0-0-0		HOME		0-0-0		0-1-1		2-0-0							
0-1-3		0-0-0		0-0-		AWAY		0-0-0		0-0-0		0-1-3							
0-0-0		0-0-0		0-0-0		NEUTRAL		0-0-0		0-0-0		0-0-0							
0-2-0		0-0-0		0-0-0		CONFERENCE		0-0-0		0-0-0		0-2-0							
0-1-0		0-0-0		0-0-0		HOME		0-0-0		0-0-0		0-1-0							
0-1-0		0-0-0		0-0-0		AWAY		0-0-0		0-0-0		0-1-0							
0-0-0		0-0-0		0-0-0		NEUTRAL		0-0-0		0-0-0		0-0-0							
RPI	S	Opponent		Score		RPI	S	Opponent		Score		RPI	S	Opponent		Score			
												122	H	Monmouth		0	0		
												130	H	Delaware		0	2		
												186	A	Duquesne		1	2		
												201	H	Saint Joseph's		2	0		
												213	A	Temple		0	0		
												228	A	Fordham		0	0		
												248	A	Fairleigh Dickinson		1	1		
												267	H	Loyola Maryland		0	1		
												284	A	Lafayette		0	2		
												323	H	UMBC		2	0		
LAST 10 GAMES																			
						284	A	Lafayette		0	2	323	H	UMBC		2	0		
						267	H	Loyola Maryland		0	1	228	A	Fordham		0	0		
						201	H	Saint Joseph's		2	0	213	A	Temple		0	0		
						122	H	Monmouth		0	0	186	A	Duquesne		1	2		
						130	H	Delaware		0	2	248	A	Fairleigh Dickinson		1	1		

Non-Div. I Games:

Lehigh

Average RPI Win: 235		WON-LOST	WINNING	LAST 10	STRENGTH OF		OPP. STRENGTH	TEAM	ADJ		CONF.	ADJ CONF.
Average RPI Loss: 147		RECORD	PCT. RANK	GAMES	SCHEDULE		OF SCHEDULE	RPI	RPI		RPI	RPI
DIV. I ONLY		2-7-0	.22222 298	2-7-0	197		164	278	.41922 278		12	12
DIV. I NON-CONF.		1-6-0	.14286 311	1-6-0	290		79	317	.36509 314		13	12
TOTALS		RPI 1-25	RPI 26-50		W-L RECORDS		RPI 51-100		RPI 101-150		RPI 150+	
2-7-0		0-0-0	0-1-0		OVERALL		0-0-0		0-2-0		2-4-0	
1-5-0		0-0-0	0-1-0		HOME		0-0-0		0-1-0		1-3-0	
1-1-0		0-0-0	0-0-0		AWAY		0-0-0		0-1-0		1-0-0	
0-1-0		0-0-0	0-0-0		NEUTRAL		0-0-0		0-0-0		0-1-0	
1-6-0		0-0-0	0-1-0		NON-CONFERENCE		0-0-0		0-1-0		1-4-0	
0-4-0		0-0-0	0-1-0		HOME		0-0-0		0-0-0		0-3-0	
1-1-0		0-0-0	0-0-		AWAY		0-0-0		0-1-0		1-0-0	
0-1-0		0-0-0	0-0-0		NEUTRAL		0-0-0		0-0-0		0-1-0	
1-1-0		0-0-0	0-0-0		CONFERENCE		0-0-0		0-1-0		1-0-0	
1-1-0		0-0-0	0-0-0		HOME		0-0-0		0-1-0		1-0-0	
0-0-0		0-0-0	0-0-0		AWAY		0-0-0		0-0-0		0-0-0	
0-0-0		0-0-0	0-0-0		NEUTRAL		0-0-0		0-0-0		0-0-0	
RPI S	Opponent	Score	RPI S	Opponent	Score	RPI S	Opponent	Score	RPI S	Opponent	Score	
			45 H	Utah	0 2				134 H	Boise St.	1 2	
									140 A	Hawaii	0 1	
									160 H	Utah St.	1 0	
									162 H	UC Davis	0 1	
									174 N	Sacramento St.	0 1	
									183 H	Weber St.	0 1	
									191 H	Eastern Wash.	0 1	
									310 A	Pacific	2 1	
LAST 10 GAMES												
			160 H	Utah St.	1 0	45 H	Utah	0 2				
			134 H	Boise St.	1 2	183 H	Weber St.	0 1				
			162 H	UC Davis	0 1	174 N	Sacramento St.	0 1				
			191 H	Eastern Wash.	0 1	140 A	Hawaii	0 1				
						310 A	Pacific	2 1				

Non-Div. I Games:

Nevada

Average RPI Win:	302	WON-LOST	WINNING	LAST 10	STRENGTH OF	OPP. STRENGTH	TEAM	ADJ	CONF.	ADJ CONF.	
Average RPI Loss:	119	RECORD	PCT. RANK	GAMES	SCHEDULE	OF SCHEDULE	RPI	RPI	RPI	RPI	
DIV. I ONLY	6-3-1	.65	88	5-4-1	335	224	279	.41759	279	23	23
DIV. I NON-CONF.	6-2-0	.75	47	6-2-0	334	253	247	.44435	246	26	26
<hr/>											
TOTALS	RPI 1-25	RPI 26-50		W-L RECORDS		RPI 51-100		RPI 101-150		RPI 150+	
6-3-1	0-1-0	0-0-0		OVERALL		0-0-0		0-1-0		6-1-1	
0-1-0	0-0-0	0-0-0		HOME		0-0-0		0-0-0		0-1-0	
6-2-1	0-1-0	0-0-0		AWAY		0-0-0		0-1-0		6-0-1	
0-0-0	0-0-0	0-0-0		NEUTRAL		0-0-0		0-0-0		0-0-0	
<hr/>											
6-2-0	0-1-0	0-0-0		NON-CONFERENCE		0-0-0		0-1-0		6-0-0	
0-0-0	0-0-0	0-0-0		HOME		0-0-0		0-0-0		0-0-0	
6-2-0	0-1-0	0-0-		AWAY		0-0-0		0-1-0		6-0-0	
0-0-0	0-0-0	0-0-0		NEUTRAL		0-0-0		0-0-0		0-0-0	
<hr/>											
0-1-1	0-0-0	0-0-0		CONFERENCE		0-0-0		0-0-0		0-1-1	
0-1-0	0-0-0	0-0-0		HOME		0-0-0		0-0-0		0-1-0	
0-0-1	0-0-0	0-0-0		AWAY		0-0-0		0-0-0		0-0-1	
0-0-0	0-0-0	0-0-0		NEUTRAL		0-0-0		0-0-0		0-0-0	
<hr/>											
RPI S	Opponent	Score		RPI S	Opponent	Score		RPI S	Opponent	Score	
10 A	Wisconsin	0 2						145 A	Saint Mary's (CA)	0 1	
								162 A	UC Davis	1 0	
								202 H	Cleveland St.	0 3	
								309 A	Detroit Mercy	0 0	
								315 A	Valparaiso	1 0	
								329 A	Ark.-Pine Bluff	5 1	
								332 A	Mississippi Val.	4 0	
								334 A	Chicago St.	2 0	
								338 A	Alcorn	8 0	
<hr/>											
LAST 10 GAMES											
				309 A	Detroit Mercy	0	0	329 A	Ark.-Pine Bluff	5	1
				202 H	Cleveland St.	0	3	10 A	Wisconsin	0	2
				338 A	Alcorn	8	0	162 A	UC Davis	1	0
				332 A	Mississippi Val.	4	0	145 A	Saint Mary's (CA)	0	1
				315 A	Valparaiso	1	0	334 A	Chicago St.	2	0

Non-Div. I Games: Northern St. 0 1

Green Bay

Average RPI Win: 305		WON-LOST	WINNING	LAST 10	STRENGTH OF	OPP. STRENGTH	TEAM	ADJ	CONF.	ADJ CONF.		
Average RPI Loss: 125		RECORD	PCT. RANK	GAMES	SCHEDULE	OF SCHEDULE	RPI	RPI	RPI	RPI		
DIV. I ONLY		2-9-0	.18182 313	2-8-0	178	150	280	.41732 280	25	25		
DIV. I NON-CONF.		1-8-0	.11111 327	1-7-0	92	192	261	.43328 260	22	22		
<hr/>												
TOTALS	RPI 1-25	RPI 26-50		W-L RECORDS	RPI 51-100		RPI 101-150		RPI 150+			
2-9-0	0-0-0	0-1-0		OVERALL	0-2-0		0-3-0		2-3-0			
0-3-0	0-0-0	0-1-0		HOME	0-1-0		0-0-0		0-1-0			
2-4-0	0-0-0	0-0-0		AWAY	0-1-0		0-2-0		2-1-0			
0-2-0	0-0-0	0-0-0		NEUTRAL	0-0-0		0-1-0		0-1-0			
<hr/>												
1-8-0	0-0-0	0-1-0		NON-CONFERENCE	0-2-0		0-3-0		1-2-0			
0-3-0	0-0-0	0-1-0		HOME	0-1-0		0-0-0		0-1-0			
1-4-0	0-0-0	0-0-		AWAY	0-1-0		0-2-0		1-1-0			
0-1-0	0-0-0	0-0-0		NEUTRAL	0-0-0		0-1-0		0-0-0			
<hr/>												
1-1-0	0-0-0	0-0-0		CONFERENCE	0-0-0		0-0-0		1-1-0			
0-0-0	0-0-0	0-0-0		HOME	0-0-0		0-0-0		0-0-0			
1-0-0	0-0-0	0-0-0		AWAY	0-0-0		0-0-0		1-0-0			
0-1-0	0-0-0	0-0-0		NEUTRAL	0-0-0		0-0-0		0-1-0			
<hr/>												
RPI S	Opponent	Score	RPI S	Opponent	Score	RPI S	Opponent	Score	RPI S	Opponent	Score	
			34 H	Oregon St.	0 3	51 A	Oregon	2 4	134 A	Boise St.	0 2	
						90 H	New Mexico	1 2	145 A	Saint Mary's (CA)	0 1	
									149 N	Fresno St.	1 2	
									162 H	UC Davis	0 2	
									173 A	Seattle U	0 1	
									183 N	Weber St.	0 1	
									300 A	Idaho St.	3 2	
									310 A	Pacific	1 0	
<hr/>												
			LAST 10 GAMES									
			183 N	Weber St.	0 1	134 A	Boise St.	0 2				
			300 A	Idaho St.	3 2	149 N	Fresno St.	1 2				
			310 A	Pacific	1 0	90 H	New Mexico	1 2				
			145 A	Saint Mary's (CA)	0 1	162 H	UC Davis	0 2				
			51 A	Oregon	2 4	173 A	Seattle U	0 1				

Non-Div. I Games:

Portland St.

Average RPI Win:	281	WON-LOST	WINNING	LAST 10	STRENGTH OF	OPP. STRENGTH	TEAM	ADJ	CONF.	ADJ CONF.	
Average RPI Loss:	205	RECORD	PCT. RANK	GAMES	SCHEDULE	OF SCHEDULE	RPI	RPI	RPI	RPI	
DIV. I ONLY	4-6-0	.4	220	4-6-0	261	295	281	.41453	281	28	28
DIV. I NON-CONF.	1-6-0	.14286	311	1-6-0	234	294	316	.36341	316	27	27
<hr/>											
TOTALS	RPI 1-25	RPI 26-50		W-L RECORDS		RPI 51-100		RPI 101-150		RPI 150+	
4-6-0	0-0-0	0-0-0		OVERALL		0-1-0		0-0-0		4-5-0	
2-1-0	0-0-0	0-0-0		HOME		0-1-0		0-0-0		2-0-0	
2-5-0	0-0-0	0-0-0		AWAY		0-0-0		0-0-0		2-5-0	
0-0-0	0-0-0	0-0-0		NEUTRAL		0-0-0		0-0-0		0-0-0	
<hr/>											
1-6-0	0-0-0	0-0-0		NON-CONFERENCE		0-1-0		0-0-0		1-5-0	
1-1-0	0-0-0	0-0-0		HOME		0-1-0		0-0-0		1-0-0	
0-5-0	0-0-0	0-0-		AWAY		0-0-0		0-0-0		0-5-0	
0-0-0	0-0-0	0-0-0		NEUTRAL		0-0-0		0-0-0		0-0-0	
<hr/>											
3-0-0	0-0-0	0-0-0		CONFERENCE		0-0-0		0-0-0		3-0-0	
1-0-0	0-0-0	0-0-0		HOME		0-0-0		0-0-0		1-0-0	
2-0-0	0-0-0	0-0-0		AWAY		0-0-0		0-0-0		2-0-0	
0-0-0	0-0-0	0-0-0		NEUTRAL		0-0-0		0-0-0		0-0-0	
<hr/>											
RPI	S	Opponent	Score	RPI	S	Opponent	Score	RPI	S	Opponent	Score
				70 H North Texas 0 3				158 A California Baptist 0 1			
								194 H A&M-Corpus Christi 1 0			
								223 A Texas St. 0 1			
								235 A Houston 1 3			
								239 A CSU Bakersfield 0 2			
								273 A Southeastern La. 1 0			
								303 A Texas Southern 1 2			
								327 H Prairie View 3 0			
								330 A Nicholls St. 3 0			
<hr/>											
				LAST 10 GAMES							
				330 A Nicholls St. 3 0				158 A California Baptist 0 1			
				273 A Southeastern La. 1 0				70 H North Texas 0 3			
				194 H A&M-Corpus Christi 1 0				327 H Prairie View 3 0			
				239 A CSU Bakersfield 0 2				303 A Texas Southern 1 2			
				223 A Texas St. 0 1				235 A Houston 1 3			

Non-Div. I Games:

Incarnate Word

Average RPI Win:	299	WON-LOST	WINNING	LAST 10	STRENGTH OF	OPP. STRENGTH	TEAM	ADJ	CONF.	ADJ CONF.		
Average RPI Loss:	187	RECORD	PCT. RANK	GAMES	SCHEDULE	OF SCHEDULE	RPI	RPI	RPI	RPI		
DIV. I ONLY	4-5-1	.45	189	4-5-1	293	275	282	.41247	282	22	22	
DIV. I NON-CONF.	4-4-0	.5	157	4-4-0	268	307	259	.4331	262	23	23	
<hr/>												
TOTALS	RPI 1-25	RPI 26-50		W-L RECORDS		RPI 51-100		RPI 101-150		RPI 150+		
4-5-1	0-0-0	0-0-0		OVERALL		0-0-0		0-1-0		4-4-1		
1-3-1	0-0-0	0-0-0		HOME		0-0-0		0-1-0		1-2-1		
3-2-0	0-0-0	0-0-0		AWAY		0-0-0		0-0-0		3-2-0		
0-0-0	0-0-0	0-0-0		NEUTRAL		0-0-0		0-0-0		0-0-0		
<hr/>												
4-4-0	0-0-0	0-0-0		NON-CONFERENCE		0-0-0		0-1-0		4-3-0		
1-3-0	0-0-0	0-0-0		HOME		0-0-0		0-1-0		1-2-0		
3-1-0	0-0-0	0-0-		AWAY		0-0-0		0-0-0		3-1-0		
0-0-0	0-0-0	0-0-0		NEUTRAL		0-0-0		0-0-0		0-0-0		
<hr/>												
0-1-1	0-0-0	0-0-0		CONFERENCE		0-0-0		0-0-0		0-1-1		
0-0-1	0-0-0	0-0-0		HOME		0-0-0		0-0-0		0-0-1		
0-1-0	0-0-0	0-0-0		AWAY		0-0-0		0-0-0		0-1-0		
0-0-0	0-0-0	0-0-0		NEUTRAL		0-0-0		0-0-0		0-0-0		
<hr/>												
RPI	S	Opponent	Score	RPI	S	Opponent	Score	RPI	S	Opponent	Score	
								106	H	George Washington	1	2
								154	A	Boston U.	1	4
								170	H	Binghamton	1	3
								182	A	Richmond	0	3
								241	H	Colgate	2	2
								262	A	Longwood	1	0
								287	A	UNC Asheville	2	0
								321	H	VMI	2	0
								325	H	Mt. St. Mary's	0	1
								326	A	USC Upstate	2	1
<hr/>												
LAST 10 GAMES												
241 H Colgate				2	2	182 A Richmond				0	3	
154 A Boston U.				1	4	170 H Binghamton				1	3	
325 H Mt. St. Mary's				0	1	321 H VMI				2	0	
262 A Longwood				1	0	106 H George Washington				1	2	
287 A UNC Asheville				2	0	326 A USC Upstate				2	1	

Non-Div. I Games:

American

Average RPI Win:	304	WON-LOST	WINNING	LAST 10	STRENGTH OF	OPP. STRENGTH	TEAM	ADJ	CONF.	ADJ CONF.	
Average RPI Loss:	132	RECORD	PCT. RANK	GAMES	SCHEDULE	OF SCHEDULE	RPI	RPI	RPI	RPI	
DIV. I ONLY	3-4-3	.45	189	3-4-3	319	213	285	.41229	283	26	26
DIV. I NON-CONF.	2-3-1	.41667	205	2-3-1	312	248	298	.39802	296	24	24
<hr/>											
TOTALS	RPI 1-25	RPI 26-50		W-L RECORDS		RPI 51-100		RPI 101-150		RPI 150+	
3-4-3	0-0-0	0-0-0		OVERALL		0-1-0		0-2-0		3-1-3	
2-2-1	0-0-0	0-0-0		HOME		0-0-0		0-2-0		2-0-1	
1-2-2	0-0-0	0-0-0		AWAY		0-1-0		0-0-0		1-1-2	
0-0-0	0-0-0	0-0-0		NEUTRAL		0-0-0		0-0-0		0-0-0	
2-3-1	0-0-0	0-0-0		NON-CONFERENCE		0-0-0		0-2-0		2-1-1	
1-2-0	0-0-0	0-0-0		HOME		0-0-0		0-2-0		1-0-0	
1-1-1	0-0-0	0-0-		AWAY		0-0-0		0-0-0		1-1-1	
0-0-0	0-0-0	0-0-0		NEUTRAL		0-0-0		0-0-0		0-0-0	
1-1-2	0-0-0	0-0-0		CONFERENCE		0-1-0		0-0-0		1-0-2	
1-0-1	0-0-0	0-0-0		HOME		0-0-0		0-0-0		1-0-1	
0-1-1	0-0-0	0-0-0		AWAY		0-1-0		0-0-0		0-0-1	
0-0-0	0-0-0	0-0-0		NEUTRAL		0-0-0		0-0-0		0-0-0	
RPI	S	Opponent	Score	RPI	S	Opponent	Score	RPI	S	Opponent	Score
						81 A Murray St.	0 5	108 H Missouri St.		0 1	
								148 H Iowa St.		1 2	
								189 A Colorado St.		2 3	
								190 H Tennessee Tech		2 2	
								263 A Indiana St.		4 0	
								265 A Northern Colo.		1 1	
								269 A Austin Peay		2 2	
								316 H Jacksonville St.		6 1	
								334 H Chicago St.		3 1	

Average RPI Win: 311		WON-LOST RECORD		WINNING PCT. RANK		LAST 10 GAMES		STRENGTH OF SCHEDULE		OPP. STRENGTH OF SCHEDULE		TEAM RPI		ADJ RPI		CONF. RPI		ADJ CONF. RPI	
Average RPI Loss: 168																			
DIV. I ONLY		5-4-1		.55 143		5-4-1		326		273		284		.41047 284		22		22	
DIV. I NON-CONF.		4-3-1		.5625 136		4-3-1		329		281		288		.4045 288		23		23	
TOTALS		RPI 1-25		RPI 26-50		W-L RECORDS		RPI 51-100		RPI 101-150		RPI 150+							
5-4-1		0-0-0		0-1-0		OVERALL		0-0-0		0-1-0		5-2-1							
2-2-0		0-0-0		0-0-0		HOME		0-0-0		0-1-0		2-1-0							
3-2-1		0-0-0		0-1-0		AWAY		0-0-0		0-0-0		3-1-1							
0-0-0		0-0-0		0-0-0		NEUTRAL		0-0-0		0-0-0		0-0-0							
4-3-1		0-0-0		0-1-0		NON-CONFERENCE		0-0-0		0-1-0		4-1-1							
1-1-0		0-0-0		0-0-0		HOME		0-0-0		0-1-0		1-0-0							
3-2-1		0-0-0		0-0-		AWAY		0-0-0		0-0-0		3-1-1							
0-0-0		0-0-0		0-0-0		NEUTRAL		0-0-0		0-0-0		0-0-0							
1-1-0		0-0-0		0-0-0		CONFERENCE		0-0-0		0-0-0		1-1-0							
1-1-0		0-0-0		0-0-0		HOME		0-0-0		0-0-0		1-1-0							
0-0-0		0-0-0		0-0-0		AWAY		0-0-0		0-0-0		0-0-0							
0-0-0		0-0-0		0-0-0		NEUTRAL		0-0-0		0-0-0		0-0-0							
RPI	S	Opponent		Score		RPI	S	Opponent		Score		RPI	S	Opponent		Score			
						40	A	Georgetown		1 4									
												130	H	Delaware		0 2			
												188	H	Bucknell		1 2			
												259	A	Hartford		0 0			
												277	H	Lehigh		2 0			
												304	H	Marist		2 1			
												307	A	Saint Peter's		6 0			
												314	A	Seton Hall		0 1			
												333	A	St. Francis Brooklyn		1 0			
												336	A	Delaware St.		3 0			
						LAST 10 GAMES													
						277	H	Lehigh		2 0		40	A	Georgetown		1 4			
						188	H	Bucknell		1 2		336	A	Delaware St.		3 0			
						304	H	Marist		2 1		259	A	Hartford		0 0			
						307	A	Saint Peter's		6 0		314	A	Seton Hall		0 1			
						333	A	St. Francis Brooklyn		1 0		130	H	Delaware		0 2			

Non-Div. I Games:

Lafayette

[illegible]

Non-Div. I Games:

Presbyterian

Average RPI Win:	310	WON-LOST	WINNING	LAST 10	STRENGTH OF	OPP. STRENGTH	TEAM	ADJ	CONF.	ADJ CONF.	
Average RPI Loss:	145	RECORD	PCT. RANK	GAMES	SCHEDULE	OF SCHEDULE	RPI	RPI	RPI	RPI	
DIV. I ONLY	4-7-0	.36364	235	4-6-0	280	217	288	.40986	286	15	15
DIV. I NON-CONF.	4-5-0	.44444	188	4-4-0	311	232	285	.40961	285	16	16
<hr/>											
TOTALS	RPI 1-25	RPI 26-50		W-L RECORDS	RPI 51-100		RPI 101-150		RPI 150+		
4-7-0	0-0-0	0-1-0		OVERALL	0-1-0		0-2-0		4-3-0		
1-4-0	0-0-0	0-0-0		HOME	0-1-0		0-1-0		1-2-0		
3-3-0	0-0-0	0-1-0		AWAY	0-0-0		0-1-0		3-1-0		
0-0-0	0-0-0	0-0-0		NEUTRAL	0-0-0		0-0-0		0-0-0		
<hr/>											
4-5-0	0-0-0	0-1-0		NON-CONFERENCE	0-0-0		0-2-0		4-2-0		
1-2-0	0-0-0	0-0-0		HOME	0-0-0		0-1-0		1-1-0		
3-3-0	0-0-0	0-0-		AWAY	0-0-0		0-1-0		3-1-0		
0-0-0	0-0-0	0-0-0		NEUTRAL	0-0-0		0-0-0		0-0-0		
<hr/>											
0-2-0	0-0-0	0-0-0		CONFERENCE	0-1-0		0-0-0		0-1-0		
0-2-0	0-0-0	0-0-0		HOME	0-1-0		0-0-0		0-1-0		
0-0-0	0-0-0	0-0-0		AWAY	0-0-0		0-0-0		0-0-0		
0-0-0	0-0-0	0-0-0		NEUTRAL	0-0-0		0-0-0		0-0-0		
<hr/>											
RPI S	Opponent	Score	RPI S	Opponent	Score	RPI S	Opponent	Score	RPI S	Opponent	Score
			43 A	Ole Miss	0 2	73 H	FGCU	1 3	104 A	Abilene Christian	2 5
									147 H	Chattanooga	0 1
									190 H	Tennessee Tech	1 2
									206 H	NJIT	1 2
									254 A	Alabama A&M	1 2
									268 A	Southern Ill.	3 1
									316 H	Jacksonville St.	3 0
									322 A	Jackson St.	1 0
									335 A	Alabama St.	4 1
<hr/>											
LAST 10 GAMES											
			206 H	NJIT	1 2	104 A	Abilene Christian	2 5			
			73 H	FGCU	1 3	254 A	Alabama A&M	1 2			
			322 A	Jackson St.	1 0	190 H	Tennessee Tech	1 2			
			335 A	Alabama St.	4 1	316 H	Jacksonville St.	3 0			
			268 A	Southern Ill.	3 1	147 H	Chattanooga	0 1			

Non-Div. I Games:

North Ala.

Average RPI Win: 320		WON-LOST RECORD		WINNING PCT. RANK		LAST 10 GAMES		STRENGTH OF SCHEDULE		OPP. STRENGTH OF SCHEDULE		TEAM RPI		ADJ RPI		CONF. RPI		ADJ CONF. RPI	
DIV. I ONLY		2-7-0		.22222 298		3-7-0		170		291		287		.40934 287		29		29	
DIV. I NON-CONF.		1-6-0		.14286 311		1-6-0		178		245		296		.39762 297		29		29	
TOTALS		RPI 1-25		RPI 26-50		W-L RECORDS		RPI 51-100		RPI 101-150		RPI 150+							
2-7-0		0-0-0		0-0-0		OVERALL		0-2-0		0-0-0		2-5-0							
1-4-0		0-0-0		0-0-0		HOME		0-1-0		0-0-0		1-3-0							
1-3-0		0-0-0		0-0-0		AWAY		0-1-0		0-0-0		1-2-0							
0-0-0		0-0-0		0-0-0		NEUTRAL		0-0-0		0-0-0		0-0-0							
1-6-0		0-0-0		0-0-0		NON-CONFERENCE		0-2-0		0-0-0		1-4-0							
0-4-0		0-0-0		0-0-0		HOME		0-1-0		0-0-0		0-3-0							
1-2-0		0-0-0		0-0-		AWAY		0-1-0		0-0-0		1-1-0							
0-0-0		0-0-0		0-0-0		NEUTRAL		0-0-0		0-0-0		0-0-0							
1-1-0		0-0-0		0-0-0		CONFERENCE		0-0-0		0-0-0		1-1-0							
1-0-0		0-0-0		0-0-0		HOME		0-0-0		0-0-0		1-0-0							
0-1-0		0-0-0		0-0-0		AWAY		0-0-0		0-0-0		0-1-0							
0-0-0		0-0-0		0-0-0		NEUTRAL		0-0-0		0-0-0		0-0-0							
RPI	S	Opponent		Score		RPI	S	Opponent		Score		RPI	S	Opponent		Score			
								</											

Average RPI Win:	276	WON-LOST RECORD	WINNING PCT. RANK	LAST 10 GAMES	STRENGTH OF SCHEDULE	OPP. STRENGTH OF SCHEDULE	TEAM RPI	ADJ RPI	CONF. RPI	ADJ CONF. RPI	
Average RPI Loss:	149										
DIV. I ONLY	2-7-0	.22222	298	2-7-0	225	181	290	.40923	288	16	16
DIV. I NON-CONF.	1-6-0	.14286	311	1-6-0	238	193	309	.37909	307	15	15
<hr/>											
TOTALS	RPI 1-25	RPI 26-50		W-L RECORDS	RPI 51-100		RPI 101-150		RPI 150+		
2-7-0	0-0-0	0-1-0		OVERALL	0-1-0		0-2-0		2-3-0		
1-3-0	0-0-0	0-1-0		HOME	0-1-0		0-0-0		1-1-0		
1-4-0	0-0-0	0-0-0		AWAY	0-0-0		0-2-0		1-2-0		
0-0-0	0-0-0	0-0-0		NEUTRAL	0-0-0		0-0-0		0-0-0		
<hr/>											
1-6-0	0-0-0	0-0-0		NON-CONFERENCE	0-1-0		0-2-0		1-3-0		
0-2-0	0-0-0	0-0-0		HOME	0-1-0		0-0-0		0-1-0		
1-4-0	0-0-0	0-0-		AWAY	0-0-0		0-2-0		1-2-0		
0-0-0	0-0-0	0-0-0		NEUTRAL	0-0-0		0-0-0		0-0-0		
<hr/>											
1-1-0	0-0-0	0-1-0		CONFERENCE	0-0-0		0-0-0		1-0-0		
1-1-0	0-0-0	0-1-0		HOME	0-0-0		0-0-0		1-0-0		
0-0-0	0-0-0	0-0-0		AWAY	0-0-0		0-0-0		0-0-0		
0-0-0	0-0-0	0-0-0		NEUTRAL	0-0-0		0-0-0		0-0-0		
<hr/>											
RPI S	Opponent	Score	RPI S	Opponent	Score	RPI S	Opponent	Score	RPI S	Opponent	Score
			44 H	Central Mich.	0 1	89 H	Xavier	0 1	118 A	Ohio St.	0 1
									143 A	Kentucky	0 3
									202 H	Cleveland St.	0 1
									222 A	Dayton	1 5
									225 A	Wright St.	0 1
									257 A	Morehead St.	2 1
									294 H	Eastern Mich.	3 1
<hr/>											
LAST 10 GAMES											
			44 H	Central Mich.	0 1	257 A	Morehead St.	2 1			
			294 H	Eastern Mich.	3 1	202 H	Cleveland St.	0 1			
			89 H	Xavier	0 1	225 A	Wright St.	0 1			
			118 A	Ohio St.	0 1	222 A	Dayton	1 5			
			143 A	Kentucky	0 3						

Non-Div. I Games:

Miami (OH)

Average RPI Win:	288	WON-LOST	WINNING	LAST 10	STRENGTH OF	OPP. STRENGTH	TEAM	ADJ	CONF.	ADJ CONF.	
Average RPI Loss:	224	RECORD	PCT. RANK	GAMES	SCHEDULE	OF SCHEDULE	RPI	RPI	RPI	RPI	
DIV. I ONLY	4-6-1	.40909	208	4-5-1	279	279	286	.40877	289	13	13
DIV. I NON-CONF.	4-4-0	.5	157	4-3-0	280	303	270	.42552	272	12	13
TOTALS	RPI 1-25	RPI 26-50	W-L RECORDS	RPI 51-100	RPI 101-150	RPI 150+					
4-6-1	0-0-0	0-0-0	OVERALL	0-0-0	0-0-0	4-6-1					
3-1-0	0-0-0	0-0-0	HOME	0-0-0	0-0-0	3-1-0					
1-5-1	0-0-0	0-0-0	AWAY	0-0-0	0-0-0	1-5-1					
0-0-0	0-0-0	0-0-0	NEUTRAL	0-0-0	0-0-0	0-0-0					
4-4-0	0-0-0	0-0-0	NON-CONFERENCE	0-0-0	0-0-0	4-4-0					
3-0-0	0-0-0	0-0-0	HOME	0-0-0	0-0-0	3-0-0					
1-4-0	0-0-0	0-0-	AWAY	0-0-0	0-0-0	1-4-0					
0-0-0	0-0-0	0-0-0	NEUTRAL	0-0-0	0-0-0	0-0-0					
0-2-1	0-0-0	0-0-0	CONFERENCE	0-0-0	0-0-0	0-2-1					
0-1-0	0-0-0	0-0-0	HOME	0-0-0	0-0-0	0-1-0					
0-1-1	0-0-0	0-0-0	AWAY	0-0-0	0-0-0	0-1-1					
0-0-0	0-0-0	0-0-0	NEUTRAL	0-0-0	0-0-0	0-0-0					
RPI	S	Opponent	Score	RPI	S	Opponent	Score	RPI	S	Opponent	Score
								152	A	Davidson	0 0
								170	A	Binghamton	0 2
								171	A	Cornell	0 1
								193	H	Buffalo	1 0
								201	H	Saint Joseph's	0 1
								228	A	Fordham	0 1
								261	A	Canisius	0 1
								311	A	Iona	1 3
								315	H	Valparaiso	1 0
								320	H	Merrimack	2 1
								324	A	Youngstown St.	3 1
LAST 10 GAMES											
								201	H	Saint Joseph's	0 1 1
								228	A	Fordham	0 1 1
								320	H	Merrimack	2 1 1
								261	A	Canisius	0 1 1
								171	A	Cornell	0 1 1
								152	A	Davidson	0 0 0
								315	H	Valparaiso	1 0 0
								311	A	Iona	1 3 3
								193	H	Buffalo	1 0 0
								324	A	Youngstown St.	3 1 1

Non-Div. I Games:

St. Bonaventure

Average RPI Win: 325		WON-LOST RECORD	WINNING PCT. RANK		LAST 10 GAMES	STRENGTH OF SCHEDULE	OPP. STRENGTH OF SCHEDULE	TEAM RPI	ADJ RPI		CONF. RPI	ADJ CONF. RPI
Average RPI Loss: 197												
DIV. I ONLY		2-5-1	.3125	264	2-5-1	226	322	289	.40682	290	29	29
DIV. I NON-CONF.		2-3-0	.4	208	2-3-0	269	324	292	.40147	292	29	29
<hr/>												
TOTALS		RPI 1-25		RPI 26-50		W-L RECORDS		RPI 51-100		RPI 101-150		RPI 150+
2-5-1		0-0-0		0-0-0		OVERALL		0-0-0		0-2-0		2-3-1
1-3-1		0-0-0		0-0-0		HOME		0-0-0		0-1-0		1-2-1
1-2-0		0-0-0		0-0-0		AWAY		0-0-0		0-1-0		1-1-0
0-0-0		0-0-0		0-0-0		NEUTRAL		0-0-0		0-0-0		0-0-0
<hr/>												
2-3-0		0-0-0		0-0-0		NON-CONFERENCE		0-0-0		0-1-0		2-2-0
1-3-0		0-0-0		0-0-0		HOME		0-0-0		0-1-0		1-2-0
1-0-0		0-0-0		0-0-		AWAY		0-0-0		0-0-0		1-0-0
0-0-0		0-0-0		0-0-0		NEUTRAL		0-0-0		0-0-0		0-0-0
<hr/>												
0-2-1		0-0-0		0-0-0		CONFERENCE		0-0-0		0-1-0		0-1-1
0-0-1		0-0-0		0-0-0		HOME		0-0-0		0-0-0		0-0-1
0-2-0		0-0-0		0-0-0		AWAY		0-0-0		0-1-0		0-1-0
0-0-0		0-0-0		0-0-0		NEUTRAL		0-0-0		0-0-0		0-0-0
<hr/>												
RPI	S	Opponent	Score	RPI	S	Opponent	Score	RPI	S	Opponent	Score	
										113 H	Col. of Charleston	1 4
										142 A	Radford	0 1
										152 H	Davidson	0 2
										214 H	Campbell	1 1
										271 A	Gardner-Webb	1 3
										306 H	Wofford	2 3
										313 H	ETSU	1 0
										337 A	South Carolina St.	5 1
<hr/>												
LAST 10 GAMES												
						271 A	Gardner-Webb	1 3	214 H	Campbell	1 1	
						142 A	Radford	0 1	306 H	Wofford	2 3	
						313 H	ETSU	1 0	152 H	Davidson	0 2	
						337 A	South Carolina St.	5 1				
						113 H	Col. of Charleston	1 4				

Non-Div. I Games:

Winthrop

Average RPI Win:	0	WON-LOST	WINNING	LAST 10	STRENGTH OF	OPP. STRENGTH	TEAM	ADJ	CONF.	ADJ CONF.	
Average RPI Loss:	165	RECORD	PCT. RANK	GAMES	SCHEDULE	OF SCHEDULE	RPI	RPI	RPI	RPI	
DIV. I ONLY	0-8-2	.1	326	0-8-2	132	235	291	.40238	291	15	15
DIV. I NON-CONF.	0-6-2	.125	324	0-6-2	113	268	282	.41036	283	16	16
<hr/>											
TOTALS	RPI 1-25	RPI 26-50		W-L RECORDS		RPI 51-100		RPI 101-150		RPI 150+	
0-8-2	0-1-0	0-0-0		OVERALL		0-0-0		0-3-1		0-4-1	
0-5-1	0-1-0	0-0-0		HOME		0-0-0		0-2-1		0-2-0	
0-3-1	0-0-0	0-0-0		AWAY		0-0-0		0-1-0		0-2-1	
0-0-0	0-0-0	0-0-0		NEUTRAL		0-0-0		0-0-0		0-0-0	
0-6-2	0-1-0	0-0-0		NON-CONFERENCE		0-0-0		0-1-1		0-4-1	
0-3-1	0-1-0	0-0-0		HOME		0-0-0		0-0-1		0-2-0	
0-3-1	0-0-0	0-0-		AWAY		0-0-0		0-1-0		0-2-1	
0-0-0	0-0-0	0-0-0		NEUTRAL		0-0-0		0-0-0		0-0-0	
0-2-0	0-0-0	0-0-0		CONFERENCE		0-0-0		0-2-0		0-0-0	
0-2-0	0-0-0	0-0-0		HOME		0-0-0		0-2-0		0-0-0	
0-0-0	0-0-0	0-0-0		AWAY		0-0-0		0-0-0		0-0-0	
0-0-0	0-0-0	0-0-0		NEUTRAL		0-0-0		0-0-0		0-0-0	
RPI	S	Opponent	Score	RPI	S	Opponent	Score	RPI	S	Opponent	Score
6	H	South Carolina	0 6					113	A	Col. of Charleston	0 1
								116	H	Kennesaw St.	0 1
								128	H	Liberty	0 2
								136	H	Air Force	0 0
								172	A	Coastal Caro.	1 3
								215	H	Troy	0 1
								247	A	The Citadel	1 1
								272	H	Charleston So.	1 3
								299	A	FIU	0 3
LAST 10 GAMES											
				113	A	Col. of Charleston	0 1	116	H	Kennesaw St.	0 1
				215	H	Troy	0 1	128	H	Liberty	0 2
				136	H	Air Force	0 0	247	A	The Citadel	1 1
				172	A	Coastal Caro.	1 3	6	H	South Carolina	0 6
				299	A	FIU	0 3	272	H	Charleston So.	1 3

Non-Div. I Games:

Jacksonville

Average RPI Win:		298	WON-LOST		WINNING		LAST 10		STRENGTH OF		OPP. STRENGTH		TEAM		ADJ		CONF.		ADJ CONF.	
Average RPI Loss:		147	RECORD		PCT. RANK		GAMES		SCHEDULE		OF SCHEDULE		RPI		RPI		RPI		RPI	
DIV. I ONLY			3-5-1		.38889		229		3-5-1		317		184		295		.40198		23	
DIV. I NON-CONF.			2-4-1		.35714		234		2-4-1		318		105		299		.39624		26	
TOTALS		RPI 1-25		RPI 26-50		W-L RECORDS		RPI 51-100		RPI 101-150		RPI 150+								
3-5-1		0-1-0		0-0-0		OVERALL		0-0-0		0-2-0		3-2-1								
2-2-0		0-1-0		0-0-0		HOME		0-0-0		0-1-0		2-0-0								
1-3-1		0-0-0		0-0-0		AWAY		0-0-0		0-1-0		1-2-1								
0-0-0		0-0-0		0-0-0		NEUTRAL		0-0-0		0-0-0		0-0-0								
2-4-1		0-1-0		0-0-0		NON-CONFERENCE		0-0-0		0-2-0		2-1-1								
1-2-0		0-1-0		0-0-0		HOME		0-0-0		0-1-0		1-0-0								
1-2-1		0-0-0		0-0-		AWAY		0-0-0		0-1-0		1-1-1								
0-0-0		0-0-0		0-0-0		NEUTRAL		0-0-0		0-0-0		0-0-0								
1-1-0		0-0-0		0-0-0		CONFERENCE		0-0-0		0-0-0		1-1-0								
1-0-0		0-0-0		0-0-0		HOME		0-0-0		0-0-0		1-0-0								
0-1-0		0-0-0		0-0-0		AWAY		0-0-0		0-0-0		0-1-0								
0-0-0		0-0-0		0-0-0		NEUTRAL		0-0-0		0-0-0		0-0-0								
RPI	S	Opponent		Score		RPI	S	Opponent		Score		RPI	S	Opponent		Score				
23	H	Notre Dame		0 1								115	H	Michigan St.		0 2				
												127	A	Western Mich.		1 3				
												225	A	Wright St.		1 4				
												245	A	Toledo		3 4				
												255	H	Eastern Ky.		2 1				
												294	A	Eastern Mich.		2 2				
												315	A	Valparaiso		1 0				
												324	H	Youngstown St.		1 0				
LAST 10 GAMES																				
		127 A Western Mich.		1 3				225 A Wright St.		1 4										
		23 H Notre Dame		0 1				324 H Youngstown St.		1 0										
		245 A Toledo		3 4				115 H Michigan St.		0 2										
		255 H Eastern Ky.		2 1				294 A Eastern Mich.		2 2										
		315 A Valparaiso		1 0																

Average RPI Win:	231	WON-LOST RECORD	WINNING PCT. RANK	LAST 10 GAMES	STRENGTH OF SCHEDULE	OPP. STRENGTH OF SCHEDULE	TEAM RPI	ADJ RPI	CONF. RPI	ADJ CONF. RPI	
DIV. I ONLY		2-6-1	.27778 277	2-6-1	222	310	292	.40196 293	30	30	
DIV. I NON-CONF.		1-5-1	.21429 293	1-5-1	171	308	287	.40425 289	30	30	

TOTALS	RPI 1-25	RPI 26-50		W-L RECORDS	RPI 51-100		RPI 101-150		RPI 150+		
2-6-1	0-0-0	0-0-0		OVERALL	0-0-0		1-2-0		1-4-1		
0-4-0	0-0-0	0-0-0		HOME	0-0-0		0-0-0		0-4-0		
2-2-1	0-0-0	0-0-0		AWAY	0-0-0		1-2-0		1-0-1		
0-0-0	0-0-0	0-0-0		NEUTRAL	0-0-0		0-0-0		0-0-0		
1-5-1	0-0-0	0-0-0		NON-CONFERENCE	0-0-0		1-2-0		0-3-1		
0-3-0	0-0-0	0-0-0		HOME	0-0-0		0-0-0		0-3-0		
1-2-1	0-0-0	0-0-		AWAY	0-0-0		1-2-0		0-0-1		
0-0-0	0-0-0	0-0-0		NEUTRAL	0-0-0		0-0-0		0-0-0		
1-1-0	0-0-0	0-0-0		CONFERENCE	0-0-0		0-0-0		1-1-0		
0-1-0	0-0-0	0-0-0		HOME	0-0-0		0-0-0		0-1-0		
1-0-0	0-0-0	0-0-0		AWAY	0-0-0		0-0-0		1-0-0		
0-0-0	0-0-0	0-0-0		NEUTRAL	0-0-0		0-0-0		0-0-0		
RPI	S	Opponent	Score	RPI	S	Opponent	Score	RPI	S	Opponent	Score
								103	A	Colorado Col.	0 4
								109	A	VCU	1 5
								136	A	Air Force	3 2
								193	H	Buffalo	1 4
								198	H	Bryant	0 2
								244	H	Niagara	1 2
								323	A	UMBC	2 2
								324	H	Youngstown St.	2 3
								325	A	Mt. St. Mary's	2 1

LAST 10 GAMES											
								324	H	Youngstown St.	2 3
								244	H	Niagara	1 2
								103	A	Colorado Col.	0 4
								136	A	Air Force	3 2
								323	A	UMBC	2 2
								198	H	Bryant	0 2
								325	A	Mt. St. Mary's	2 1
								109	A	VCU	1 5
								193	H	Buffalo	1 4

Non-Div. I Games:

Saint Francis (PA)

Average RPI Win: 309		WON-LOST RECORD		WINNING PCT. RANK		LAST 10 GAMES		STRENGTH OF SCHEDULE		OPP. STRENGTH OF SCHEDULE		TEAM RPI		ADJ RPI		CONF. RPI		ADJ CONF. RPI	
DIV. I ONLY		1-7-2		.2 304		1-7-2		211		215		294		.40176 294		16		16	
DIV. I NON-CONF.		1-5-2		.25 278		1-5-2		190		235		276		.4223 275		15		15	
TOTALS		RPI 1-25		RPI 26-50		W-L RECORDS		RPI 51-100		RPI 101-150		RPI 150+							
1-7-2		0-1-0		0-1-0		OVERALL		0-2-0		0-1-0		1-2-2							
0-1-1		0-0-0		0-0-0		HOME		0-1-0		0-0-0		0-0-1							
1-6-1		0-1-0		0-1-0		AWAY		0-1-0		0-1-0		1-2-1							
0-0-0		0-0-0		0-0-0		NEUTRAL		0-0-0		0-0-0		0-0-0							
1-5-2		0-1-0		0-1-0		NON-CONFERENCE		0-1-0		0-1-0		1-1-2							
0-1-1		0-0-0		0-0-0		HOME		0-1-0		0-0-0		0-0-1							
1-4-1		0-1-0		0-0-		AWAY		0-0-0		0-1-0		1-1-1							
0-0-0		0-0-0		0-0-0		NEUTRAL		0-0-0		0-0-0		0-0-0							
0-2-0		0-0-0		0-0-0		CONFERENCE		0-1-0		0-0-0		0-1-0							
0-0-0		0-0-0		0-0-0		HOME		0-0-0		0-0-0		0-0-0							
0-2-0		0-0-0		0-0-0		AWAY		0-1-0		0-0-0		0-1-0							
0-0-0		0-0-0		0-0-0		NEUTRAL		0-0-0		0-0-0		0-0-0							
RPI	S	Opponent		Score		RPI	S	Opponent		Score		RPI	S	Opponent		Score			
18	A	Louisville		0 5		42	A	Creighton		2 5		83	A	Ball St.		2 3			
												97	H	Loyola Chicago		0 1			
														115 A Michigan St.		0 2			
														222 A Dayton		0 1			
														288 A Miami (OH)		1 3			
														292 H Oakland		2 2			
														309 A Detroit Mercy		1 0			
														324 A Youngstown St.		0 0			
LAST 10 GAMES																			
		42 A Creighton		2 5				83 A Ball St.		2 3									
		18 A Louisville		0 5				288 A Miami (OH)		1 3									
		115 A Michigan St.		0 2				97 H Loyola Chicago		0 1									
		309 A Detroit Mercy		1 0				222 A Dayton		0 1									
		292 H Oakland		2 2				324 A Youngstown St.		0 0									

Non-Div. I Games:

Eastern Mich.

Average RPI Win: 250		WON-LOST RECORD		WINNING PCT. RANK		LAST 10 GAMES		STRENGTH OF SCHEDULE		OPP. STRENGTH OF SCHEDULE		TEAM RPI		ADJ RPI		CONF. RPI		ADJ CONF. RPI	
DIV. I ONLY		1-7-0		.125 323		2-7-1		141		271		293		.40099 295		15		15	
DIV. I NON-CONF.		1-6-0		.14286 311		1-6-0		142		262		289		.4042 290		16		16	
TOTALS		RPI 1-25		RPI 26-50		W-L RECORDS		RPI 51-100		RPI 101-150		RPI 150+							
1-7-0		0-0-0		0-0-0		OVERALL		0-2-0		0-2-0		1-3-0							
0-2-0		0-0-0		0-0-0		HOME		0-1-0		0-0-0		0-1-0							
0-4-0		0-0-0		0-0-0		AWAY		0-1-0		0-2-0		0-1-0							
1-1-0		0-0-0		0-0-0		NEUTRAL		0-0-0		0-0-0		1-1-0							
1-6-0		0-0-0		0-0-0		NON-CONFERENCE		0-2-0		0-2-0		1-2-0							
0-2-0		0-0-0		0-0-0		HOME		0-1-0		0-0-0		0-1-0							
0-3-0		0-0-0		0-0-		AWAY		0-1-0		0-2-0		0-0-0							
1-1-0		0-0-0		0-0-0		NEUTRAL		0-0-0		0-0-0		1-1-0							
0-1-0		0-0-0		0-0-0		CONFERENCE		0-0-0		0-0-0		0-1-0							
0-0-0		0-0-0		0-0-0		HOME		0-0-0		0-0-0		0-0-0							
0-1-0		0-0-0		0-0-0		AWAY		0-0-0		0-0-0		0-1-0							
0-0-0		0-0-0		0-0-0		NEUTRAL		0-0-0		0-0-0		0-0-0							
RPI	S	Opponent		Score	RPI	S	Opponent		Score	RPI	S	Opponent		Score					
							85	H	Illinois St.	2	3		129	A	South Alabama	1	5		
							91	A	UCF	0	5		135	A	Miami (FL)	0	4		
													206	A	NJIT	0	2		
													215	N	Troy	2	3		
													250	N	Ga. Southern	4	1		
													305	H	Grand Canyon	0	1		
LAST 10 GAMES																			
							129	A	South Alabama	1	5		206	A	NJIT	0	2		
							215	N	Troy	2	3		85	H	Illinois St.	2	3		
							305	H	Grand Canyon	0	1		91	A	UCF	0	5		
													135	A	Miami (FL)	0	4		
													250	N	Ga. Southern	4	1		

Non-Div. I Games: Embry-Riddle (FL) 2 2 Rollins 3 2

Stetson

Average RPI Win: 311		WON-LOST RECORD	WINNING PCT. RANK		LAST 10 GAMES	STRENGTH OF SCHEDULE	OPP. STRENGTH OF SCHEDULE	TEAM RPI	ADJ RPI	CONF. RPI	ADJ CONF. RPI						
Average RPI Loss: 152																	
DIV. I ONLY		3-6-0	.33333	251	4-6-0	297	175	298	.39874	296	28	28					
DIV. I NON-CONF.		2-4-0	.33333	246	2-4-0	252	174	278	.41974	278	27	27					
<hr/>																	
TOTALS		RPI 1-25		RPI 26-50		W-L RECORDS		RPI 51-100		RPI 101-150		RPI 150+					
3-6-0		0-0-0		0-0-0		OVERALL		0-2-0		0-1-0		3-3-0					
3-4-0		0-0-0		0-0-0		HOME		0-1-0		0-0-0		3-3-0					
0-1-0		0-0-0		0-0-0		AWAY		0-0-0		0-1-0		0-0-0					
0-1-0		0-0-0		0-0-0		NEUTRAL		0-1-0		0-0-0		0-0-0					
2-4-0		0-0-0		0-0-0		NON-CONFERENCE		0-2-0		0-1-0		2-1-0					
2-2-0		0-0-0		0-0-0		HOME		0-1-0		0-0-0		2-1-0					
0-1-0		0-0-0		0-0-		AWAY		0-0-0		0-1-0		0-0-0					
0-1-0		0-0-0		0-0-0		NEUTRAL		0-1-0		0-0-0		0-0-0					
1-2-0		0-0-0		0-0-0		CONFERENCE		0-0-0		0-0-0		1-2-0					
1-2-0		0-0-0		0-0-0		HOME		0-0-0		0-0-0		1-2-0					
0-0-0		0-0-0		0-0-0		AWAY		0-0-0		0-0-0		0-0-0					
0-0-0		0-0-0		0-0-0		NEUTRAL		0-0-0		0-0-0		0-0-0					
RPI	S	Opponent		Score	RPI	S	Opponent		Score	RPI	S	Opponent		Score			
							64	H	Texas	1	3		113	A	Col. of Charleston	1	2
							88	N	UNCW	0	3		194	H	A&M-Corpus Christi	0	3
													216	H	Northwestern St.	0	1
													235	H	Houston	1	2
													303	H	Texas Southern	4	0
													312	H	Houston Baptist	1	0
													317	H	Southern U.	6	0
<hr/>																	
LAST 10 GAMES																	
							312	H	Houston Baptist	1	0		216	H	Northwestern St.	0	1
							194	H	A&M-Corpus Christi	0	3		235	H	Houston	1	2
							88	N	UNCW	0	3		303	H	Texas Southern	4	0
							113	A	Col. of Charleston	1	2		64	H	Texas	1	3
													317	H	Southern U.	6	0

Non-Div. I Games: LSU-Alexandria 2 0

SFA

Average RPI Win: 277		WON-LOST RECORD	WINNING PCT. RANK		LAST 10 GAMES	STRENGTH OF SCHEDULE	OPP. STRENGTH OF SCHEDULE	TEAM RPI	ADJ RPI	CONF. RPI	ADJ CONF. RPI				
Average RPI Loss: 173															
DIV. I ONLY		3-7-1	.31818	258	3-6-1	283	192	296	.39803	297	11	11			
DIV. I NON-CONF.		3-5-1	.38889	211	3-4-1	255	242	275	.42143	277	10	10			
<hr/>															
TOTALS		RPI 1-25		RPI 26-50		W-L RECORDS		RPI 51-100		RPI 101-150		RPI 150+			
3-7-1		0-0-0		0-0-0		OVERALL		0-1-0		0-2-1		3-4-0			
3-3-0		0-0-0		0-0-0		HOME		0-1-0		0-0-0		3-2-0			
0-4-1		0-0-0		0-0-0		AWAY		0-0-0		0-2-1		0-2-0			
0-0-0		0-0-0		0-0-0		NEUTRAL		0-0-0		0-0-0		0-0-0			
3-5-1		0-0-0		0-0-0		NON-CONFERENCE		0-1-0		0-1-1		3-3-0			
3-3-0		0-0-0		0-0-0		HOME		0-1-0		0-0-0		3-2-0			
0-2-1		0-0-0		0-0-		AWAY		0-0-0		0-1-1		0-1-0			
0-0-0		0-0-0		0-0-0		NEUTRAL		0-0-0		0-0-0		0-0-0			
0-2-0		0-0-0		0-0-0		CONFERENCE		0-0-0		0-1-0		0-1-0			
0-0-0		0-0-0		0-0-0		HOME		0-0-0		0-0-0		0-0-0			
0-2-0		0-0-0		0-0-0		AWAY		0-0-0		0-1-0		0-1-0			
0-0-0		0-0-0		0-0-0		NEUTRAL		0-0-0		0-0-0		0-0-0			
RPI	S	Opponent	Score	RPI	S	Opponent	Score	RPI	S	Opponent	Score				
								86	H	Old Dominion	1	4			
										106	A	George Washington	2	2	
										107	A	Penn	0	2	
										124	A	Northeastern	0	6	
										169	A	William & Mary	1	2	
										182	H	Richmond	3	0	
										188	H	Bucknell	1	2	
										236	A	George Mason	0	1	
										304	H	Marist	0	3	
										323	H	UMBC	1	0	
										325	H	Mt. St. Mary's	2	0	
<hr/>															
LAST 10 GAMES															
						169	A	William & Mary	1	2	236	A	George Mason	0	1
						124	A	Northeastern	0	6	106	A	George Washington	2	2
						182	H	Richmond	3	0	188	H	Bucknell	1	2
						325	H	Mt. St. Mary's	2	0	323	H	UMBC	1	0
						304	H	Marist	0	3	107	A	Penn	0	2

Non-Div. I Games:

Towson

Average RPI Win: 305		WON-LOST RECORD	WINNING PCT. RANK		LAST 10 GAMES	STRENGTH OF SCHEDULE	OPP. STRENGTH OF SCHEDULE	TEAM RPI	ADJ RPI	CONF. RPI	ADJ CONF. RPI	
Average RPI Loss: 189												
DIV. I ONLY		2-7-2	.27273	281	2-6-2	257	211	299	.39709	298	26	26
DIV. I NON-CONF.		1-4-2	.28571	263	1-3-2	227	190	279	.41775	279	24	24
<hr/>												
TOTALS		RPI 1-25		RPI 26-50		W-L RECORDS		RPI 51-100		RPI 101-150		RPI 150+
2-7-2		0-0-0		0-0-0		OVERALL		0-1-1		0-0-0		2-6-1
2-0-1		0-0-0		0-0-0		HOME		0-0-1		0-0-0		2-0-0
0-7-1		0-0-0		0-0-0		AWAY		0-1-0		0-0-0		0-6-1
0-0-0		0-0-0		0-0-0		NEUTRAL		0-0-0		0-0-0		0-0-0
1-4-2		0-0-0		0-0-0		NON-CONFERENCE		0-1-1		0-0-0		1-3-1
1-0-1		0-0-0		0-0-0		HOME		0-0-1		0-0-0		1-0-0
0-4-1		0-0-0		0-0-		AWAY		0-1-0		0-0-0		0-3-1
0-0-0		0-0-0		0-0-0		NEUTRAL		0-0-0		0-0-0		0-0-0
1-3-0		0-0-0		0-0-0		CONFERENCE		0-0-0		0-0-0		1-3-0
1-0-0		0-0-0		0-0-0		HOME		0-0-0		0-0-0		1-0-0
0-3-0		0-0-0		0-0-0		AWAY		0-0-0		0-0-0		0-3-0
0-0-0		0-0-0		0-0-0		NEUTRAL		0-0-0		0-0-0		0-0-0
RPI	S	Opponent	Score	RPI	S	Opponent	Score	RPI	S	Opponent	Score	
						56 H Georgia	0 0			157 A Lipscomb	1 2	
						84 A Western Ky.	0 5			164 A Southeast Mo. St.	1 2	
										185 A IUPUI	1 3	
										205 A UT Martin	0 1	
										257 A Morehead St.	0 1	
										263 A Indiana St.	1 1	
										268 A Southern Ill.	0 1	
										301 H Evansville	4 2	
										308 H Eastern Ill.	1 0	

Non-Div. I Games:

Belmont

Average RPI Win: 309		WON-LOST	WINNING	LAST 10	STRENGTH OF	OPP. STRENGTH	TEAM	ADJ	CONF.	ADJ CONF.						
Average RPI Loss: 157		RECORD	PCT. RANK	GAMES	SCHEDULE	OF SCHEDULE	RPI	RPI	RPI	RPI						
DIV. I ONLY		2-8-0	.2	304	2-8-0	220	239	297	.39676	299	10	10				
DIV. I NON-CONF.		2-5-0	.28571	263	2-5-0	225	249	283	.41005	284	11	11				
<hr/>																
TOTALS		RPI 1-25		RPI 26-50		W-L RECORDS		RPI 51-100		RPI 101-150		RPI 150+				
2-8-0		0-0-0		0-0-0		OVERALL		0-3-0		0-1-0		2-4-0				
1-4-0		0-0-0		0-0-0		HOME		0-2-0		0-1-0		1-1-0				
1-4-0		0-0-0		0-0-0		AWAY		0-1-0		0-0-0		1-3-0				
0-0-0		0-0-0		0-0-0		NEUTRAL		0-0-0		0-0-0		0-0-0				
2-5-0		0-0-0		0-0-0		NON-CONFERENCE		0-3-0		0-0-0		2-2-0				
1-2-0		0-0-0		0-0-0		HOME		0-2-0		0-0-0		1-0-0				
1-3-0		0-0-0		0-0-		AWAY		0-1-0		0-0-0		1-2-0				
0-0-0		0-0-0		0-0-0		NEUTRAL		0-0-0		0-0-0		0-0-0				
0-3-0		0-0-0		0-0-0		CONFERENCE		0-0-0		0-1-0		0-2-0				
0-2-0		0-0-0		0-0-0		HOME		0-0-0		0-1-0		0-1-0				
0-1-0		0-0-0		0-0-0		AWAY		0-0-0		0-0-0		0-1-0				
0-0-0		0-0-0		0-0-0		NEUTRAL		0-0-0		0-0-0		0-0-0				
RPI	S	Opponent		Score	RPI	S	Opponent		Score	RPI	S	Opponent	Score			
							60	H	Dartmouth	0	7	112	H	Charlotte	0	2
							73	A	FGCU	0	2	179	A	UTEP	1	3
							100	H	North Florida	1	3	207	A	Appalachian St.	1	2
												209	H	Marshall	0	6
												291	H	Jacksonville	3	0
												316	A	Jacksonville St.	0	2
												326	A	USC Upstate	3	0
<hr/>																
LAST 10 GAMES																
							209	H	Marshall	0	6	326	A	USC Upstate	3	0
							112	H	Charlotte	0	2	207	A	Appalachian St.	1	2
							179	A	UTEP	1	3	60	H	Dartmouth	0	7
							316	A	Jacksonville St.	0	2	100	H	North Florida	1	3
							73	A	FGCU	0	2	291	H	Jacksonville	3	0

Non-Div. I Games:

FIU

Average RPI Win:	145	WON-LOST RECORD	WINNING PCT. RANK	LAST 10 GAMES	STRENGTH OF SCHEDULE	OPP. STRENGTH OF SCHEDULE	TEAM RPI	ADJ RPI	CONF. RPI	ADJ CONF. RPI	
Average RPI Loss:	199										
DIV. I ONLY	1-9-1	.13636	321	1-7-2	155	294	301	.39501	300	25	25
DIV. I NON-CONF.	1-8-0	.11111	327	1-7-0	128	288	295	.39819	295	22	22
<hr/>											
TOTALS	RPI 1-25	RPI 26-50		W-L RECORDS	RPI 51-100		RPI 101-150		RPI 150+		
1-9-1	0-0-0	0-0-0		OVERALL	0-1-0		1-1-0		0-7-1		
1-2-1	0-0-0	0-0-0		HOME	0-0-0		1-1-0		0-1-1		
0-5-0	0-0-0	0-0-0		AWAY	0-1-0		0-0-0		0-4-0		
0-2-0	0-0-0	0-0-0		NEUTRAL	0-0-0		0-0-0		0-2-0		
<hr/>											
1-8-0	0-0-0	0-0-0		NON-CONFERENCE	0-1-0		1-1-0		0-6-0		
1-1-0	0-0-0	0-0-0		HOME	0-0-0		1-1-0		0-0-0		
0-5-0	0-0-0	0-0-		AWAY	0-1-0		0-0-0		0-4-0		
0-2-0	0-0-0	0-0-0		NEUTRAL	0-0-0		0-0-0		0-2-0		
<hr/>											
0-1-1	0-0-0	0-0-0		CONFERENCE	0-0-0		0-0-0		0-1-1		
0-1-1	0-0-0	0-0-0		HOME	0-0-0		0-0-0		0-1-1		
0-0-0	0-0-0	0-0-0		AWAY	0-0-0		0-0-0		0-0-0		
0-0-0	0-0-0	0-0-0		NEUTRAL	0-0-0		0-0-0		0-0-0		
<hr/>											
RPI	S	Opponent	Score	RPI	S	Opponent	Score	RPI	S	Opponent	Score
				93 A Gonzaga 0 4				134 H Boise St. 0 1			
								145 H Saint Mary's (CA) 2 1			
								160 A Utah St. 0 3			
								163 A South Dakota St. 0 2			
								174 H Sacramento St. 2 2			
								220 N Cal Poly 1 3			
								231 A South Dakota 0 2			
								243 A Wyoming 1 4			
								264 N New Mexico St. 1 2			
								280 H Portland St. 2 3			
<hr/>											
				LAST 10 GAMES							
174 H Sacramento St. 2 2				93 A Gonzaga 0 4							
280 H Portland St. 2 3				220 N Cal Poly 1 3							
160 A Utah St. 0 3				145 H Saint Mary's (CA) 2 1							
264 N New Mexico St. 1 2				243 A Wyoming 1 4							
163 A South Dakota St. 0 2				134 H Boise St. 0 1							

Non-Div. I Games: Dixie St.

1

1

Idaho St.

Average RPI Win:	190	WON-LOST	WINNING	LAST 10	STRENGTH OF	OPP. STRENGTH	TEAM	ADJ	CONF.	ADJ CONF.	
Average RPI Loss:	185	RECORD	PCT. RANK	GAMES	SCHEDULE	OF SCHEDULE	RPI	RPI	RPI	RPI	
DIV. I ONLY	1-7-2	.2	304	1-7-2	219	253	300	.39385	301	18	18
DIV. I NON-CONF.	1-7-1	.16667	305	1-7-1	192	261	297	.39471	299	17	17
<hr/>											
TOTALS	RPI 1-25	RPI 26-50		W-L RECORDS	RPI 51-100		RPI 101-150		RPI 150+		
1-7-2	0-0-0	0-0-0		OVERALL	0-1-0		0-1-0		1-5-2		
0-4-1	0-0-0	0-0-0		HOME	0-0-0		0-1-0		0-3-1		
1-3-1	0-0-0	0-0-0		AWAY	0-1-0		0-0-0		1-2-1		
0-0-0	0-0-0	0-0-0		NEUTRAL	0-0-0		0-0-0		0-0-0		
1-7-1	0-0-0	0-0-0		NON-CONFERENCE	0-1-0		0-1-0		1-5-1		
0-4-1	0-0-0	0-0-0		HOME	0-0-0		0-1-0		0-3-1		
1-3-0	0-0-0	0-0-		AWAY	0-1-0		0-0-0		1-2-0		
0-0-0	0-0-0	0-0-0		NEUTRAL	0-0-0		0-0-0		0-0-0		
0-0-1	0-0-0	0-0-0		CONFERENCE	0-0-0		0-0-0		0-0-1		
0-0-0	0-0-0	0-0-0		HOME	0-0-0		0-0-0		0-0-0		
0-0-1	0-0-0	0-0-0		AWAY	0-0-0		0-0-0		0-0-1		
0-0-0	0-0-0	0-0-0		NEUTRAL	0-0-0		0-0-0		0-0-0		
RPI S	Opponent	Score	RPI S	Opponent	Score	RPI S	Opponent	Score	RPI S	Opponent	Score
						68 A	Vanderbilt	0 4	144 H	Mercer	0 1
									164 H	Southeast Mo. St.	1 2
									166 H	Middle Tenn.	1 5
									185 H	IUPUI	0 1
									190 A	Tennessee Tech	2 0
									205 H	UT Martin	1 1
									263 A	Indiana St.	0 0
									269 A	Austin Peay	0 1
									298 A	Belmont	2 4
LAST 10 GAMES											
						263 A	Indiana St.	0 0	269 A	Austin Peay	0 1
						185 H	IUPUI	0 1	190 A	Tennessee Tech	2 0
						144 H	Mercer	0 1	298 A	Belmont	2 4
						68 A	Vanderbilt	0 4	164 H	Southeast Mo. St.	1 2
						166 H	Middle Tenn.	1 5	205 H	UT Martin	1 1

Non-Div. I Games:

Evansville

Average RPI Win: 327		WON-LOST RECORD	WINNING PCT. RANK		LAST 10 GAMES	STRENGTH OF SCHEDULE	OPP. STRENGTH OF SCHEDULE	TEAM RPI	ADJ RPI	CONF. RPI	ADJ CONF. RPI	
Average RPI Loss: 178												
DIV. I ONLY		3-6-1	.35	242	3-6-1	287	286	303	.39281	302	30	30
DIV. I NON-CONF.		2-6-0	.25	278	2-6-0	254	269	305	.38547	305	30	30
<hr/>												
TOTALS		RPI 1-25		RPI 26-50		W-L RECORDS		RPI 51-100		RPI 101-150		RPI 150+
3-6-1		0-0-0		0-0-0		OVERALL		0-0-0		0-2-0		3-4-1
2-2-1		0-0-0		0-0-0		HOME		0-0-0		0-1-0		2-1-1
1-4-0		0-0-0		0-0-0		AWAY		0-0-0		0-1-0		1-3-0
0-0-0		0-0-0		0-0-0		NEUTRAL		0-0-0		0-0-0		0-0-0
2-6-0		0-0-0		0-0-0		NON-CONFERENCE		0-0-0		0-2-0		2-4-0
2-2-0		0-0-0		0-0-0		HOME		0-0-0		0-1-0		2-1-0
0-4-0		0-0-0		0-0-		AWAY		0-0-0		0-1-0		0-3-0
0-0-0		0-0-0		0-0-0		NEUTRAL		0-0-0		0-0-0		0-0-0
1-0-1		0-0-0		0-0-0		CONFERENCE		0-0-0		0-0-0		1-0-1
0-0-1		0-0-0		0-0-0		HOME		0-0-0		0-0-0		0-0-1
1-0-0		0-0-0		0-0-0		AWAY		0-0-0		0-0-0		1-0-0
0-0-0		0-0-0		0-0-0		NEUTRAL		0-0-0		0-0-0		0-0-0
RPI	S	Opponent	Score	RPI	S	Opponent	Score	RPI	S	Opponent	Score	
										131 H	Fairfield	0 4
										145 A	Saint Mary's (CA)	1 6
										170 A	Binghamton	0 1
										177 H	Rhode Island	0 1
										213 A	Temple	1 2
										229 A	Rider	2 3
										253 H	Sacred Heart	2 2
										311 H	Iona	3 2
										333 A	St. Francis Brooklyn	2 0
										336 H	Delaware St.	5 0
<hr/>												
LAST 10 GAMES												
										253 H	Sacred Heart	2 2
										311 H	Iona	3 2
										170 A	Binghamton	0 1
										145 A	Saint Mary's (CA)	1 6
										177 H	Rhode Island	0 1
										131 H	Fairfield	0 4

Non-Div. I Games:

Wagner

Average RPI Win: 317		WON-LOST RECORD		WINNING PCT. RANK		LAST 10 GAMES		STRENGTH OF SCHEDULE		OPP. STRENGTH OF SCHEDULE		TEAM RPI		ADJ RPI		CONF. RPI		ADJ CONF. RPI	
Average RPI Loss: 166																			
DIV. I ONLY		3-6-0		.33333 251		3-6-0		276		281		302		.39223 303		31		31	
DIV. I NON-CONF.		1-6-0		.14286 311		1-6-0		193		240		301		.39426 301		31		31	
TOTALS		RPI 1-25		RPI 26-50		W-L RECORDS		RPI 51-100		RPI 101-150		RPI 150+							
3-6-0		0-0-0		0-1-0		OVERALL		0-1-0		0-0-0		3-4-0							
3-0-0		0-0-0		0-0-0		HOME		0-0-0		0-0-0		3-0-0							
0-5-0		0-0-0		0-1-0		AWAY		0-1-0		0-0-0		0-3-0							
0-1-0		0-0-0		0-0-0		NEUTRAL		0-0-0		0-0-0		0-1-0							
1-6-0		0-0-0		0-1-0		NON-CONFERENCE		0-1-0		0-0-0		1-4-0							
1-0-0		0-0-0		0-0-0		HOME		0-0-0		0-0-0		1-0-0							
0-5-0		0-0-0		0-0-		AWAY		0-1-0		0-0-0		0-3-0							
0-1-0		0-0-0		0-0-0		NEUTRAL		0-0-0		0-0-0		0-1-0							
2-0-0		0-0-0		0-0-0		CONFERENCE		0-0-0		0-0-0		2-0-0							
2-0-0		0-0-0		0-0-0		HOME		0-0-0		0-0-0		2-0-0							
0-0-0		0-0-0		0-0-0		AWAY		0-0-0		0-0-0		0-0-0							
0-0-0		0-0-0		0-0-0		NEUTRAL		0-0-0		0-0-0		0-0-0							
RPI	S	Opponent		Score		RPI	S	Opponent		Score		RPI	S	Opponent		Score			
						41	A	SMU		0 9		70	A	North Texas		0 5			
												194	A	A&M-Corpus Christi		0 5			
												196	A	Lamar University		0 5			
												199	N	Tulsa		0 7			
												281	H	Incarnate Word		2 1			
												296	A	SFA		0 4			
												332	H	Mississippi Val.		2 0			
												338	H	Alcorn		5 0			
LAST 10 GAMES																			
332 H Mississippi Val.						2		0		296 A SFA						0		4	
338 H Alcorn						5		0		194 A A&M-Corpus Christi						0		5	
196 A Lamar University						0		5		281 H Incarnate Word						2		1	
199 N Tulsa						0		7		41 A SMU						0		9	
										70 A North Texas						0		5	

Non-Div. I Games:

Texas Southern

Average RPI Win: 300		WON-LOST RECORD	WINNING PCT. RANK		LAST 10 GAMES	STRENGTH OF SCHEDULE	OPP. STRENGTH OF SCHEDULE	TEAM RPI	ADJ RPI		CONF. RPI	ADJ CONF. RPI
Average RPI Loss: 205												
DIV. I ONLY		3-6-1	.35	242	3-6-1	289	299	306	.38827	304	27	27
DIV. I NON-CONF.		3-5-0	.375	218	3-5-0	293	301	302	.39017	302	28	28
<hr/>												
TOTALS		RPI 1-25		RPI 26-50		W-L RECORDS		RPI 51-100		RPI 101-150		RPI 150+
3-6-1		0-0-0		0-0-0		OVERALL		0-0-0		0-1-0		3-5-1
1-1-1		0-0-0		0-0-0		HOME		0-0-0		0-0-0		1-1-1
2-5-0		0-0-0		0-0-0		AWAY		0-0-0		0-1-0		2-4-0
0-0-0		0-0-0		0-0-0		NEUTRAL		0-0-0		0-0-0		0-0-0
3-5-0		0-0-0		0-0-0		NON-CONFERENCE		0-0-0		0-0-0		3-5-0
1-1-0		0-0-0		0-0-0		HOME		0-0-0		0-0-0		1-1-0
2-4-0		0-0-0		0-0-		AWAY		0-0-0		0-0-0		2-4-0
0-0-0		0-0-0		0-0-0		NEUTRAL		0-0-0		0-0-0		0-0-0
0-1-1		0-0-0		0-0-0		CONFERENCE		0-0-0		0-1-0		0-0-1
0-0-1		0-0-0		0-0-0		HOME		0-0-0		0-0-0		0-0-1
0-1-0		0-0-0		0-0-0		AWAY		0-0-0		0-1-0		0-0-0
0-0-0		0-0-0		0-0-0		NEUTRAL		0-0-0		0-0-0		0-0-0
RPI	S	Opponent	Score	RPI	S	Opponent	Score	RPI	S	Opponent	Score	
										122 A Monmouth	0	3
										176 A New Hampshire	0	5
										203 A Drexel	1	3
										218 A Army West Point	0	1
										227 H Maine	1	2
										267 H Loyola Maryland	2	1
										284 A Lafayette	1	2
										297 A Towson	3	0
										311 H Iona	1	1
										336 A Delaware St.	5	0
<hr/>												
				LAST 10 GAMES								
				122 A Monmouth	0	3	227 H Maine	1	2			
				311 H Iona	1	1	267 H Loyola Maryland	2	1			
				218 A Army West Point	0	1	176 A New Hampshire	0	5			
				284 A Lafayette	1	2	336 A Delaware St.	5	0			
				297 A Towson	3	0	203 A Drexel	1	3			

Non-Div. I Games:

Marist

Average RPI Win: 295		WON-LOST RECORD		WINNING PCT. RANK		LAST 10 GAMES		STRENGTH OF SCHEDULE		OPP. STRENGTH OF SCHEDULE		TEAM RPI		ADJ RPI		CONF. RPI		ADJ CONF. RPI			
DIV. I ONLY		1-8-1		.15 316		1-8-1		187		274		305		.38814 305		21		21			
DIV. I NON-CONF.		1-8-1		.15 310		1-8-1		198		276		304		.38814 303		21		21			
TOTALS		RPI 1-25		RPI 26-50		W-L RECORDS		RPI 51-100		RPI 101-150		RPI 150+									
1-8-1		0-1-0		0-0-0		OVERALL		0-0-0		0-0-1		1-7-0									
0-6-0		0-0-0		0-0-0		HOME		0-0-0		0-0-0		0-6-0									
1-2-1		0-1-0		0-0-0		AWAY		0-0-0		0-0-1		1-1-0									
0-0-0		0-0-0		0-0-0		NEUTRAL		0-0-0		0-0-0		0-0-0									
1-8-1		0-1-0		0-0-0		NON-CONFERENCE		0-0-0		0-0-1		1-7-0									
0-6-0		0-0-0		0-0-0		HOME		0-0-0		0-0-0		0-6-0									
1-2-1		0-1-0		0-0-		AWAY		0-0-0		0-0-1		1-1-0									
0-0-0		0-0-0		0-0-0		NEUTRAL		0-0-0		0-0-0		0-0-0									
0-0-0		0-0-0		0-0-0		CONFERENCE		0-0-0		0-0-0		0-0-0									
0-0-0		0-0-0		0-0-0		HOME		0-0-0		0-0-0		0-0-0									
0-0-0		0-0-0		0-0-0		AWAY		0-0-0		0-0-0		0-0-0									
0-0-0		0-0-0		0-0-0		NEUTRAL		0-0-0		0-0-0		0-0-0									
RPI	S	Opponent		Score		RPI	S	Opponent		Score		RPI	S	Opponent		Score					
19	A	Fla. Atlantic		1	7							150	A	UC Santa Barbara		1	1				
												153	H	CSUN		0	2				
												179	H	UTEP		1	2				
												189	H	Colorado St.		0	1				
												195	A	Omaha		0	1				
												240	H	UTSA		0	4				
												246	H	North Dakota		0	2				
												265	H	Northern Colo.		1	2				
												295	A	Stetson		1	0				
LAST 10 GAMES																					
						195	A	Omaha		0	1					189	H	Colorado St.		0	1
						153	H	CSUN		0	2					265	H	Northern Colo.		1	2
						246	H	North Dakota		0	2					240	H	UTSA		0	4
						150	A	UC Santa Barbara		1	1					179	H	UTEP		1	2
						295	A	Stetson		1	0					19	A	Fla. Atlantic		1	7

Non-Div. I Games:

Grand Canyon

W
o
f
f
o
r
d

W
o
f
f
o
r
d

Wofford

Average RPI Win: 305		WON-LOST RECORD		WINNING PCT. RANK		LAST 10 GAMES		STRENGTH OF SCHEDULE		OPP. STRENGTH OF SCHEDULE		TEAM RPI		ADJ RPI		CONF. RPI		ADJ CONF. RPI	
DIV. I ONLY		3-6-0		.33333 251		3-6-0		275		318		307		.38675 307		27		27	
DIV. I NON-CONF.		2-5-0		.28571 263		2-5-0		289		328		320		.36072 317		28		28	
TOTALS		RPI 1-25		RPI 26-50		W-L RECORDS		RPI 51-100		RPI 101-150		RPI 150+							
3-6-0		0-0-0		0-0-0		OVERALL		0-0-0		0-1-0		3-5-0							
2-4-0		0-0-0		0-0-0		HOME		0-0-0		0-1-0		2-3-0							
1-2-0		0-0-0		0-0-0		AWAY		0-0-0		0-0-0		1-2-0							
0-0-0		0-0-0		0-0-0		NEUTRAL		0-0-0		0-0-0		0-0-0							
2-5-0		0-0-0		0-0-0		NON-CONFERENCE		0-0-0		0-0-0		2-5-0							
2-3-0		0-0-0		0-0-0		HOME		0-0-0		0-0-0		2-3-0							
0-2-0		0-0-0		0-0-		AWAY		0-0-0		0-0-0		0-2-0							
0-0-0		0-0-0		0-0-0		NEUTRAL		0-0-0		0-0-0		0-0-0							
1-1-0		0-0-0		0-0-0		CONFERENCE		0-0-0		0-1-0		1-0-0							
0-1-0		0-0-0		0-0-0		HOME		0-0-0		0-1-0		0-0-0							
1-0-0		0-0-0		0-0-0		AWAY		0-0-0		0-0-0		1-0-0							
0-0-0		0-0-0		0-0-0		NEUTRAL		0-0-0		0-0-0		0-0-0							
RPI	S	Opponent		Score	RPI	S	Opponent		Score	RPI	S	Opponent		Score					
											</								

Non-Div. I Games:

Saint Peter's

Average RPI Win: 334		WON-LOST	WINNING	LAST 10	STRENGTH OF		OPP. STRENGTH	TEAM	ADJ	CONF.	ADJ CONF.
Average RPI Loss: 184		RECORD	PCT. RANK	GAMES	SCHEDULE		OF SCHEDULE	RPI	RPI	RPI	RPI
DIV. I ONLY		1-7-1	.16667	314	1-7-1		194	305	309	.38355	308
DIV. I NON-CONF.		1-4-0	.2	300	1-4-0		98	323	268	.42755	270
TOTALS		RPI 1-25	RPI 26-50		W-L RECORDS		RPI 51-100		RPI 101-150		RPI 150+
1-7-1	0-0-0	0-0-0		OVERALL		0-3-0		0-0-0		1-4-1	
1-2-0	0-0-0	0-0-0		HOME		0-0-0		0-0-0		1-2-0	
0-5-1	0-0-0	0-0-0		AWAY		0-3-0		0-0-0		0-2-1	
0-0-0	0-0-0	0-0-0		NEUTRAL		0-0-0		0-0-0		0-0-0	
1-4-0	0-0-0	0-0-0		NON-CONFERENCE		0-3-0		0-0-0		1-1-0	
1-1-0	0-0-0	0-0-0		HOME		0-0-0		0-0-0		1-1-0	
0-3-0	0-0-0	0-0-		AWAY		0-3-0		0-0-0		0-0-0	
0-0-0	0-0-0	0-0-0		NEUTRAL		0-0-0		0-0-0		0-0-0	
0-3-1	0-0-0	0-0-0		CONFERENCE		0-0-0		0-0-0		0-3-1	
0-1-0	0-0-0	0-0-0		HOME		0-0-0		0-0-0		0-1-0	
0-2-1	0-0-0	0-0-0		AWAY		0-0-0		0-0-0		0-2-1	
0-0-0	0-0-0	0-0-0		NEUTRAL		0-0-0		0-0-0		0-0-0	
RPI S	Opponent	Score	RPI S	Opponent	Score	RPI S	Opponent	Score	RPI S	Opponent	Score
						77 A	UMKC	1 2	164 A	Southeast Mo. St.	0 1
						83 A	Ball St.	0 6	205 A	UT Martin	0 0
						96 A	Milwaukee	2 5	255 H	Eastern Ky.	0 1
									298 A	Belmont	0 1
									318 H	Purdue Fort Wayne	0 1
									334 H	Chicago St.	3 1
LAST 10 GAMES											
						298 A	Belmont	0 1	318 H	Purdue Fort Wayne	0 1
						255 H	Eastern Ky.	0 1	96 A	Milwaukee	2 5
						164 A	Southeast Mo. St.	0 1	77 A	UMKC	1 2
						205 A	UT Martin	0 0	83 A	Ball St.	0 6
						334 H	Chicago St.	3 1			

Non-Div. I Games:

Eastern Ill.

Average RPI Win: 263		WON-LOST RECORD		WINNING PCT. RANK		LAST 10 GAMES		STRENGTH OF SCHEDULE		OPP. STRENGTH OF SCHEDULE		TEAM RPI		ADJ RPI		CONF. RPI		ADJ CONF. RPI	
DIV. I ONLY		1-6-1		.1875 310		2-6-2		185		329		308		.38213 309		23		23	
DIV. I NON-CONF.		1-5-0		.16667 305		1-5-0		294		319		327		.33347 327		26		26	
TOTALS		RPI 1-25		RPI 26-50		W-L RECORDS		RPI 51-100		RPI 101-150		RPI 150+							
1-6-1		0-0-0		0-0-0		OVERALL		0-1-0		0-1-0		1-4-1							
0-2-1		0-0-0		0-0-0		HOME		0-0-0		0-0-0		0-2-1							
1-4-0		0-0-0		0-0-0		AWAY		0-1-0		0-1-0		1-2-0							
0-0-0		0-0-0		0-0-0		NEUTRAL		0-0-0		0-0-0		0-0-0							
1-5-0		0-0-0		0-0-0		NON-CONFERENCE		0-0-0		0-1-0		1-4-0							
0-2-0		0-0-0		0-0-0		HOME		0-0-0		0-0-0		0-2-0							
1-3-0		0-0-0		0-0-		AWAY		0-0-0		0-1-0		1-2-0							
0-0-0		0-0-0		0-0-0		NEUTRAL		0-0-0		0-0-0		0-0-0							
0-1-1		0-0-0		0-0-0		CONFERENCE		0-1-0		0-0-0		0-0-1							
0-0-1		0-0-0		0-0-0		HOME		0-0-0		0-0-0		0-0-1							
0-1-0		0-0-0		0-0-0		AWAY		0-1-0		0-0-0		0-0-0							
0-0-0		0-0-0		0-0-0		NEUTRAL		0-0-0		0-0-0		0-0-0							
RPI	S	Opponent		Score	RPI	S	Opponent		Score	RPI	S	Opponent		Score					
							96 A Milwaukee		0 2			115 A Michigan St.		0 3					
												245 H Toledo		0 4					
												258 A Northern Ariz.		0 4					
												263 A Indiana St.		3 1					
												279 H Green Bay		0 0					
												294 H Eastern Mich.		0 1					
												318 A Purdue Fort Wayne		0 2					
LAST 10 GAMES																			
							245 H Toledo		0 4			279 H Green Bay		0 0					
							96 A Milwaukee		0 2			258 A Northern Ariz.		0 4					
							318 A Purdue Fort Wayne		0 2			294 H Eastern Mich.		0 1					
							263 A Indiana St.		3 1										
							115 A Michigan St.		0 3										

Non-Div. I Games: Northwood 2 2 Madonna 1 0

Detroit Mercy

Average RPI Win:	303	WON-LOST	WINNING	LAST 10	STRENGTH OF	OPP. STRENGTH	TEAM	ADJ	CONF.	ADJ CONF.		
Average RPI Loss:	206	RECORD	PCT. RANK	GAMES	SCHEDULE	OF SCHEDULE	RPI	RPI	RPI	RPI		
DIV. I ONLY		3-7-0	.3	265	3-7-0	266	315	310	.38126	310	7	7
DIV. I NON-CONF.		3-7-0	.3	260	3-7-0	264	318	306	.38126	306	8	8
<hr/>												
TOTALS	RPI 1-25	RPI 26-50		W-L RECORDS		RPI 51-100		RPI 101-150		RPI 150+		
3-7-0	0-0-0	0-0-0		OVERALL		0-0-0		0-1-0		3-6-0		
1-4-0	0-0-0	0-0-0		HOME		0-0-0		0-0-0		1-4-0		
2-3-0	0-0-0	0-0-0		AWAY		0-0-0		0-1-0		2-2-0		
0-0-0	0-0-0	0-0-0		NEUTRAL		0-0-0		0-0-0		0-0-0		
3-7-0	0-0-0	0-0-0		NON-CONFERENCE		0-0-0		0-1-0		3-6-0		
1-4-0	0-0-0	0-0-0		HOME		0-0-0		0-0-0		1-4-0		
2-3-0	0-0-0	0-0-		AWAY		0-0-0		0-1-0		2-2-0		
0-0-0	0-0-0	0-0-0		NEUTRAL		0-0-0		0-0-0		0-0-0		
0-0-0	0-0-0	0-0-0		CONFERENCE		0-0-0		0-0-0		0-0-0		
0-0-0	0-0-0	0-0-0		HOME		0-0-0		0-0-0		0-0-0		
0-0-0	0-0-0	0-0-0		AWAY		0-0-0		0-0-0		0-0-0		
0-0-0	0-0-0	0-0-0		NEUTRAL		0-0-0		0-0-0		0-0-0		
RPI	S	Opponent	Score	RPI	S	Opponent	Score	RPI	S	Opponent	Score	
								149	A	Fresno St.	2 4	
								158	A	California Baptist	0 1	
								162	H	UC Davis	0 3	
								174	A	Sacramento St.	0 2	
								239	H	CSU Bakersfield	1 2	
								258	H	Northern Ariz.	2 1	
								278	H	Nevada	1 2	
								280	H	Portland St.	0 1	
								319	A	LIU Brooklyn	1 0	
								331	A	Manhattan	1 0	
<hr/>												
LAST 10 GAMES												
				331	A	Manhattan	1 0	158	A	California Baptist	0 1	
				258	H	Northern Ariz.	2 1	280	H	Portland St.	0 1	
				174	A	Sacramento St.	0 2	319	A	LIU Brooklyn	1 0	
				149	A	Fresno St.	2 4	278	H	Nevada	1 2	
				162	H	UC Davis	0 3	239	H	CSU Bakersfield	1 2	

Non-Div. I Games:

Pacific

Average RPI Win:	311	WON-LOST RECORD	WINNING PCT. RANK	LAST 10 GAMES	STRENGTH OF SCHEDULE	OPP. STRENGTH OF SCHEDULE	TEAM RPI	ADJ RPI	CONF. RPI	ADJ CONF. RPI	
Average RPI Loss:	227										
DIV. I ONLY	2-7-2	.27273	281	2-6-2	258	320	312	.37809	311	27	27
DIV. I NON-CONF.	2-6-1	.27778	270	2-5-1	261	309	307	.37897	308	28	28
<hr/>											
TOTALS	RPI 1-25	RPI 26-50		W-L RECORDS		RPI 51-100		RPI 101-150		RPI 150+	
2-7-2	0-0-0	0-0-0		OVERALL		0-0-0		0-0-0		2-7-2	
2-4-0	0-0-0	0-0-0		HOME		0-0-0		0-0-0		2-4-0	
0-3-2	0-0-0	0-0-0		AWAY		0-0-0		0-0-0		0-3-2	
0-0-0	0-0-0	0-0-0		NEUTRAL		0-0-0		0-0-0		0-0-0	
2-6-1	0-0-0	0-0-0		NON-CONFERENCE		0-0-0		0-0-0		2-6-1	
2-4-0	0-0-0	0-0-0		HOME		0-0-0		0-0-0		2-4-0	
0-2-1	0-0-0	0-0-		AWAY		0-0-0		0-0-0		0-2-1	
0-0-0	0-0-0	0-0-0		NEUTRAL		0-0-0		0-0-0		0-0-0	
0-1-1	0-0-0	0-0-0		CONFERENCE		0-0-0		0-0-0		0-1-1	
0-0-0	0-0-0	0-0-0		HOME		0-0-0		0-0-0		0-0-0	
0-1-1	0-0-0	0-0-0		AWAY		0-0-0		0-0-0		0-1-1	
0-0-0	0-0-0	0-0-0		NEUTRAL		0-0-0		0-0-0		0-0-0	
RPI	S	Opponent	Score	RPI	S	Opponent	Score	RPI	S	Opponent	Score
								171	H	Cornell	1 3
								198	H	Bryant	1 2
								206	H	NJIT	1 4
								210	A	Central Conn. St.	0 4
								218	A	Army West Point	1 1
								244	A	Niagara	0 1
								258	H	Northern Ariz.	0 2
								289	H	St. Bonaventure	3 1
								302	A	Wagner	2 3
								304	A	Marist	1 1
								333	H	St. Francis Brooklyn	3 2
				LAST 10 GAMES							
				302	A	Wagner	2 3	244	A	Niagara	0 1
				218	A	Army West Point	1 1	304	A	Marist	1 1
				206	H	NJIT	1 4	333	H	St. Francis Brooklyn	3 2
				210	A	Central Conn. St.	0 4	171	H	Cornell	1 3
				289	H	St. Bonaventure	3 1	258	H	Northern Ariz.	0 2

Average RPI Win: 327		WON-LOST RECORD		WINNING PCT. RANK		LAST 10 GAMES		STRENGTH OF SCHEDULE		OPP. STRENGTH OF SCHEDULE		TEAM RPI		ADJ RPI		CONF. RPI		ADJ CONF. RPI		
DIV. I ONLY		1-9-0		.1 326		1-9-0		180		292		314		.37789 312		28		28		
DIV. I NON-CONF.		1-6-0		.14286 311		1-6-0		151		278		294		.40048 294		27		27		
TOTALS		RPI 1-25		RPI 26-50		W-L RECORDS		RPI 51-100		RPI 101-150		RPI 150+								
1-9-0		0-0-0		0-1-0		OVERALL		0-1-0		0-1-0		1-6-0								
1-2-0		0-0-0		0-1-0		HOME		0-0-0		0-0-0		1-1-0								
0-7-0		0-0-0		0-0-0		AWAY		0-1-0		0-1-0		0-5-0								
0-0-0		0-0-0		0-0-0		NEUTRAL		0-0-0		0-0-0		0-0-0								
1-6-0		0-0-0		0-1-0		NON-CONFERENCE		0-1-0		0-0-0		1-4-0								
1-2-0		0-0-0		0-1-0		HOME		0-0-0		0-0-0		1-1-0								
0-4-0		0-0-0		0-0-		AWAY		0-1-0		0-0-0		0-3-0								
0-0-0		0-0-0		0-0-0		NEUTRAL		0-0-0		0-0-0		0-0-0								
0-3-0		0-0-0		0-0-0		CONFERENCE		0-0-0		0-1-0		0-2-0								
0-0-0		0-0-0		0-0-0		HOME		0-0-0		0-0-0		0-0-0								
0-3-0		0-0-0		0-0-0		AWAY		0-0-0		0-1-0		0-2-0								
0-0-0		0-0-0		0-0-0		NEUTRAL		0-0-0		0-0-0		0-0-0								
RPI	S	Opponent		Score		RPI	S	Opponent		Score		RPI	S	Opponent		Score				
						50	H		TCU	0	3	70	A		North Texas	1	2			
														104	A	Abilene Christian	1	4		
														193	A	Buffalo	0	3		
														223	A	Texas St.	1	2		
														240	H	UTSA	0	1		
														244	A	Niagara	0	1		
														270	A	Sam Houston St.	1	2		
														296	A	SFA	0	1		
														327	H	Prairie View	5	0		
LAST 10 GAMES																				
						240	H		UTSA	0	1	296	A		SFA	0	1			
						50	H		TCU	0	3	270	A		Sam Houston St.	1	2			
						244	A		Niagara	0	1	104	A		Abilene Christian	1	4			
						193	A		Buffalo	0	3	70	A		North Texas	1	2			
						223	A		Texas St.	1	2	327	H		Prairie View	5	0			

Non-Div. I Games:

Houston Baptist

Average RPI Win: 332		WON-LOST RECORD	WINNING PCT. RANK		LAST 10 GAMES	STRENGTH OF SCHEDULE	OPP. STRENGTH OF SCHEDULE	TEAM RPI	ADJ RPI		CONF. RPI	ADJ CONF. RPI					
Average RPI Loss: 179																	
DIV. I ONLY		2-5-2	.33333	251	3-5-2	292	300	311	.37673	313	17	17					
DIV. I NON-CONF.		2-4-2	.375	218	2-4-2	319	316	313	.36668	313	18	18					
<hr/>																	
TOTALS		RPI 1-25		RPI 26-50		W-L RECORDS		RPI 51-100		RPI 101-150		RPI 150+					
2-5-2		0-0-0		0-0-0		OVERALL		0-2-0		0-1-0		2-2-2					
1-3-1		0-0-0		0-0-0		HOME		0-1-0		0-1-0		1-1-1					
1-2-1		0-0-0		0-0-0		AWAY		0-1-0		0-0-0		1-1-1					
0-0-0		0-0-0		0-0-0		NEUTRAL		0-0-0		0-0-0		0-0-0					
2-4-2		0-0-0		0-0-0		NON-CONFERENCE		0-1-0		0-1-0		2-2-2					
1-2-1		0-0-0		0-0-0		HOME		0-0-0		0-1-0		1-1-1					
1-2-1		0-0-0		0-0-		AWAY		0-1-0		0-0-0		1-1-1					
0-0-0		0-0-0		0-0-0		NEUTRAL		0-0-0		0-0-0		0-0-0					
0-1-0		0-0-0		0-0-0		CONFERENCE		0-1-0		0-0-0		0-0-0					
0-1-0		0-0-0		0-0-0		HOME		0-1-0		0-0-0		0-0-0					
0-0-0		0-0-0		0-0-0		AWAY		0-0-0		0-0-0		0-0-0					
0-0-0		0-0-0		0-0-0		NEUTRAL		0-0-0		0-0-0		0-0-0					
RPI	S	Opponent		Score		RPI	S	Opponent		Score		RPI	S	Opponent		Score	

Non-Div. I Games: King (TN) 4 0

ETSU

Average RPI Win:	284	WON-LOST RECORD	WINNING PCT. RANK	LAST 10 GAMES	STRENGTH OF SCHEDULE	OPP. STRENGTH OF SCHEDULE	TEAM RPI	ADJ RPI	CONF. RPI	ADJ CONF. RPI			
DIV. I ONLY		1-6-1	.1875	310	1-6-1	255	263	315	.37099	314	8	8	
DIV. I NON-CONF.		1-5-1	.21429	293	1-5-1	274	286	319	.35912	320	7	7	
<hr/>													
TOTALS	RPI 1-25	RPI 26-50		W-L RECORDS		RPI 51-100		RPI 101-150		RPI 150+			
1-6-1	0-0-0	0-0-0		OVERALL		0-1-0		0-1-0		1-4-1			
1-3-1	0-0-0	0-0-0		HOME		0-1-0		0-0-0		1-2-1			
0-3-0	0-0-0	0-0-0		AWAY		0-0-0		0-1-0		0-2-0			
0-0-0	0-0-0	0-0-0		NEUTRAL		0-0-0		0-0-0		0-0-0			
<hr/>													
1-5-1	0-0-0	0-0-0		NON-CONFERENCE		0-0-0		0-1-0		1-4-1			
1-2-1	0-0-0	0-0-0		HOME		0-0-0		0-0-0		1-2-1			
0-3-0	0-0-0	0-0-		AWAY		0-0-0		0-1-0		0-2-0			
0-0-0	0-0-0	0-0-0		NEUTRAL		0-0-0		0-0-0		0-0-0			
<hr/>													
0-1-0	0-0-0	0-0-0		CONFERENCE		0-1-0		0-0-0		0-0-0			
0-1-0	0-0-0	0-0-0		HOME		0-1-0		0-0-0		0-0-0			
0-0-0	0-0-0	0-0-0		AWAY		0-0-0		0-0-0		0-0-0			
0-0-0	0-0-0	0-0-0		NEUTRAL		0-0-0		0-0-0		0-0-0			
<hr/>													
RPI	S	Opponent	Score	RPI	S	Opponent	Score	RPI	S	Opponent	Score		
						57	H Butler	0		3			
									130	A Delaware	1	2	
									203	A Drexel	0	1	
									210	H Central Conn. St.	0	0	
									252	H Siena	1	2	
									267	A Loyola Maryland	1	2	
									284	H Lafayette	1	0	
									319	H LIU Brooklyn	0	1	
<hr/>													
LAST 10 GAMES													
						252	H Siena	1	2	57	H Butler	0	3
						319	H LIU Brooklyn	0	1	130	A Delaware	1	2
						284	H Lafayette	1	0	203	A Drexel	0	1
						267	A Loyola Maryland	1	2	210	H Central Conn. St.	0	0

Average RPI Win:	0	WON-LOST	WINNING	LAST 10	STRENGTH OF	OPP. STRENGTH	TEAM	ADJ	CONF.	ADJ CONF.		
Average RPI Loss:	219	RECORD	PCT. RANK	GAMES	SCHEDULE	OF SCHEDULE	RPI	RPI	RPI	RPI		
DIV. I ONLY	0-10-1	.04545	331	0-9-1	100	335	313	.36925	315	18	18	
DIV. I NON-CONF.	0-9-1	.05	330	0-8-1	124	335	314	.35972	319	17	17	
<hr/>												
TOTALS	RPI 1-25	RPI 26-50		W-L RECORDS		RPI 51-100		RPI 101-150		RPI 150+		
0-10-1	0-0-0	0-0-0		OVERALL		0-0-0		0-3-0		0-7-1		
0-4-1	0-0-0	0-0-0		HOME		0-0-0		0-0-0		0-4-1		
0-6-0	0-0-0	0-0-0		AWAY		0-0-0		0-3-0		0-3-0		
0-0-0	0-0-0	0-0-0		NEUTRAL		0-0-0		0-0-0		0-0-0		
<hr/>												
0-9-1	0-0-0	0-0-0		NON-CONFERENCE		0-0-0		0-2-0		0-7-1		
0-4-1	0-0-0	0-0-0		HOME		0-0-0		0-0-0		0-4-1		
0-5-0	0-0-0	0-0-		AWAY		0-0-0		0-2-0		0-3-0		
0-0-0	0-0-0	0-0-0		NEUTRAL		0-0-0		0-0-0		0-0-0		
<hr/>												
0-1-0	0-0-0	0-0-0		CONFERENCE		0-0-0		0-1-0		0-0-0		
0-0-0	0-0-0	0-0-0		HOME		0-0-0		0-0-0		0-0-0		
0-1-0	0-0-0	0-0-0		AWAY		0-0-0		0-1-0		0-0-0		
0-0-0	0-0-0	0-0-0		NEUTRAL		0-0-0		0-0-0		0-0-0		
<hr/>												
RPI	S	Opponent	Score	RPI	S	Opponent	Score	RPI	S	Opponent	Score	
								108	A	Missouri St.	1	2
								125	A	UIC	0	3
								146	A	Bowling Green	0	2
								185	H	IUPUI	1	3
								189	H	Colorado St.	0	3
								225	H	Wright St.	2	2
								261	A	Canisius	0	1
								279	H	Green Bay	0	1
								289	A	St. Bonaventure	0	1
								292	H	Oakland	0	1
318	A	Purdue Fort Wayne	0	2								
<hr/>												
LAST 10 GAMES												
108	A	Missouri St.	1	2	125	A	UIC	0	3			
289	A	St. Bonaventure	0	1	189	H	Colorado St.	0	3			
225	H	Wright St.	2	2	185	H	IUPUI	1	3			
146	A	Bowling Green	0	2	318	A	Purdue Fort Wayne	0	2			
292	H	Oakland	0	1	261	A	Canisius	0	1			

Non-Div. I Games:

Valparaiso

Average RPI Win:		324	WON-LOST RECORD		WINNING PCT. RANK		LAST 10 GAMES		STRENGTH OF SCHEDULE		OPP. STRENGTH OF SCHEDULE		TEAM RPI		ADJ RPI		CONF. RPI		ADJ CONF. RPI				
Average RPI Loss:		203																					
DIV. I ONLY			3-8-0		.27273 281		2-8-0		300		302		318		.36281 316		26		26				
DIV. I NON-CONF.			3-5-0		.375 218		2-5-0		287		300		300		.39469 300		24		24				
TOTALS		RPI 1-25		RPI 26-50		W-L RECORDS		RPI 51-100		RPI 101-150		RPI 150+											
3-8-0		0-1-0		0-0-0		OVERALL		0-0-0		0-1-0		3-6-0											
1-5-0		0-1-0		0-0-0		HOME		0-0-0		0-1-0		1-3-0											
2-3-0		0-0-0		0-0-0		AWAY		0-0-0		0-0-0		2-3-0											
0-0-0		0-0-0		0-0-0		NEUTRAL		0-0-0		0-0-0		0-0-0											
3-5-0		0-1-0		0-0-0		NON-CONFERENCE		0-0-0		0-1-0		3-3-0											
1-3-0		0-1-0		0-0-0		HOME		0-0-0		0-1-0		1-1-0											
2-2-0		0-0-0		0-0-0		AWAY		0-0-0		0-0-0		2-2-0											
0-0-0		0-0-0		0-0-0		NEUTRAL		0-0-0		0-0-0		0-0-0											
0-3-0		0-0-0		0-0-0		CONFERENCE		0-0-0		0-0-0		0-3-0											
0-2-0		0-0-0		0-0-0		HOME		0-0-0		0-0-0		0-2-0											
0-1-0		0-0-0		0-0-0		AWAY		0-0-0		0-0-0		0-1-0											
0-0-0		0-0-0		0-0-0		NEUTRAL		0-0-0		0-0-0		0-0-0											
RPI	S	Opponent		Score		RPI	S	Opponent		Score		RPI	S	Opponent		Score							
24	H	Alabama		0 3										144 H Mercer		0 3							
														157 H Lipscomb		0 3							
														215 A Troy		1 2							
														255 H Eastern Ky.		0 1							
														257 H Morehead St.		0 1							
														283 A SIUE		1 6							
														286 A North Ala.		0 3							
														299 H FIU		2 0							
														335 A Alabama St.		3 2							
														338 A Alcorn		7 0							
LAST 10 GAMES																							
283 A SIUE						1 6						257 H Morehead St.						0 1					
215 A Troy						1 2						255 H Eastern Ky.						0 1					
286 A North Ala.						0 3						144 H Mercer						0 3					
157 H Lipscomb						0 3						24 H Alabama						0 3					
299 H FIU						2 0						335 A Alabama St.						3 2					

Non-Div. I Games:

Jacksonville St.

Average RPI Win: 330		WON-LOST RECORD		WINNING PCT. RANK		LAST 10 GAMES		STRENGTH OF SCHEDULE		OPP. STRENGTH OF SCHEDULE		TEAM RPI		ADJ RPI		CONF. RPI		ADJ CONF. RPI	
Average RPI Loss: 245		1-6-0		.14286 319		1-6-0		183		336		316		.36166 317		31		31	
DIV. I ONLY		1-5-0		.16667 305		1-5-0		218		336		321		.35514 321		31		31	
DIV. I NON-CONF.																			
TOTALS		RPI 1-25		RPI 26-50		W-L RECORDS		RPI 51-100		RPI 101-150		RPI 150+							
1-6-0		0-0-0		0-0-0		OVERALL		0-0-0		0-0-0		1-6-0							
1-2-0		0-0-0		0-0-0		HOME		0-0-0		0-0-0		1-2-0							
0-4-0		0-0-0		0-0-0		AWAY		0-0-0		0-0-0		0-4-0							
0-0-0		0-0-0		0-0-0		NEUTRAL		0-0-0		0-0-0		0-0-0							
1-5-0		0-0-0		0-0-0		NON-CONFERENCE		0-0-0		0-0-0		1-5-0							
1-2-0		0-0-0		0-0-0		HOME		0-0-0		0-0-0		1-2-0							
0-3-0		0-0-0		0-0-		AWAY		0-0-0		0-0-0		0-3-0							
0-0-0		0-0-0		0-0-0		NEUTRAL		0-0-0		0-0-0		0-0-0							
0-1-0		0-0-0		0-0-0		CONFERENCE		0-0-0		0-0-0		0-1-0							
0-0-0		0-0-0		0-0-0		HOME		0-0-0		0-0-0		0-0-0							
0-1-0		0-0-0		0-0-0		AWAY		0-0-0		0-0-0		0-1-0							
0-0-0		0-0-0		0-0-0		NEUTRAL		0-0-0		0-0-0		0-0-0							
RPI	S	Opponent		Score	RPI	S	Opponent		Score	RPI	S	Opponent		Score	RPI	S	Opponent		Score

Non-Div. I Games:

Southern U.

Average RPI Win:	317	WON-LOST	WINNING	LAST 10	STRENGTH OF	OPP. STRENGTH	TEAM	ADJ	CONF.	ADJ CONF.	
Average RPI Loss:	232	RECORD	PCT. RANK	GAMES	SCHEDULE	OF SCHEDULE	RPI	RPI	RPI	RPI	
DIV. I ONLY	4-4-2	.5	160	4-4-2	338	209	317	.36029	318	20	20
DIV. I NON-CONF.	4-4-2	.5	157	4-4-2	337	221	318	.36029	318	19	19
TOTALS	RPI 1-25	RPI 26-50	W-L RECORDS	RPI 51-100	RPI 101-150	RPI 150+					
4-4-2	0-0-0	0-0-0	OVERALL	0-1-0	0-0-0	4-3-2					
2-0-1	0-0-0	0-0-0	HOME	0-0-0	0-0-0	2-0-1					
2-4-1	0-0-0	0-0-0	AWAY	0-1-0	0-0-0	2-3-1					
0-0-0	0-0-0	0-0-0	NEUTRAL	0-0-0	0-0-0	0-0-0					
4-4-2	0-0-0	0-0-0	NON-CONFERENCE	0-1-0	0-0-0	4-3-2					
2-0-1	0-0-0	0-0-0	HOME	0-0-0	0-0-0	2-0-1					
2-4-1	0-0-0	0-0-	AWAY	0-1-0	0-0-0	2-3-1					
0-0-0	0-0-0	0-0-0	NEUTRAL	0-0-0	0-0-0	0-0-0					
0-0-0	0-0-0	0-0-0	CONFERENCE	0-0-0	0-0-0	0-0-0					
0-0-0	0-0-0	0-0-0	HOME	0-0-0	0-0-0	0-0-0					
0-0-0	0-0-0	0-0-0	AWAY	0-0-0	0-0-0	0-0-0					
0-0-0	0-0-0	0-0-0	NEUTRAL	0-0-0	0-0-0	0-0-0					
RPI	S	Opponent	Score	RPI	S	Opponent	Score	RPI	S	Opponent	Score

Non-Div. I Games:

Purdue Fort Wayne

Average RPI Win:	304	WON-LOST	WINNING	LAST 10	STRENGTH OF	OPP. STRENGTH	TEAM	ADJ	CONF.	ADJ CONF.		
Average RPI Loss:	236	RECORD	PCT. RANK	GAMES	SCHEDULE	OF SCHEDULE	RPI	RPI	RPI	RPI		
DIV. I ONLY		2-7-0	.22222	298	2-7-0	277	306	321	.358	320	30	30
DIV. I NON-CONF.		2-4-0	.33333	246	2-4-0	308	297	311	.36994	312	30	30
<hr/>												
TOTALS	RPI 1-25	RPI 26-50		W-L RECORDS		RPI 51-100		RPI 101-150		RPI 150+		
2-7-0	0-0-0	0-0-0		OVERALL		0-0-0		0-0-0		2-7-0		
1-2-0	0-0-0	0-0-0		HOME		0-0-0		0-0-0		1-2-0		
1-4-0	0-0-0	0-0-0		AWAY		0-0-0		0-0-0		1-4-0		
0-1-0	0-0-0	0-0-0		NEUTRAL		0-0-0		0-0-0		0-1-0		
<hr/>												
2-4-0	0-0-0	0-0-0		NON-CONFERENCE		0-0-0		0-0-0		2-4-0		
1-1-0	0-0-0	0-0-0		HOME		0-0-0		0-0-0		1-1-0		
1-2-0	0-0-0	0-0-		AWAY		0-0-0		0-0-0		1-2-0		
0-1-0	0-0-0	0-0-0		NEUTRAL		0-0-0		0-0-0		0-1-0		
<hr/>												
0-3-0	0-0-0	0-0-0		CONFERENCE		0-0-0		0-0-0		0-3-0		
0-1-0	0-0-0	0-0-0		HOME		0-0-0		0-0-0		0-1-0		
0-2-0	0-0-0	0-0-0		AWAY		0-0-0		0-0-0		0-2-0		
0-0-0	0-0-0	0-0-0		NEUTRAL		0-0-0		0-0-0		0-0-0		
<hr/>												
RPI	S	Opponent	Score	RPI	S	Opponent	Score	RPI	S	Opponent	Score	
								176	N	New Hampshire	1	3
								198	A	Bryant	1	3
								227	A	Maine	1	3
								248	A	Fairleigh Dickinson	1	2
								253	H	Sacred Heart	1	2
								259	H	Hartford	0	1
								276	A	Vermont	2	1
								289	A	St. Bonaventure	1	2
								331	H	Manhattan	5	3
								<hr/>				
LAST 10 GAMES												
248	A	Fairleigh Dickinson	1	2	198	A	Bryant	1	3			
331	H	Manhattan	5	3	227	A	Maine	1	3			
253	H	Sacred Heart	1	2	276	A	Vermont	2	1			
289	A	St. Bonaventure	1	2	176	N	New Hampshire	1	3			
				259	H	Hartford	0	1				

Non-Div. I Games:

Merrimack

Average RPI Win: 336		WON-LOST RECORD	WINNING PCT. RANK	LAST 10 GAMES	STRENGTH OF SCHEDULE	OPP. STRENGTH OF SCHEDULE	TEAM RPI	ADJ RPI		CONF. RPI	ADJ CONF. RPI
Average RPI Loss: 217											
DIV. I ONLY		1-9-1	.13636 321	1-8-1	233	314	319	.35663	321	17	17
DIV. I NON-CONF.		1-7-1	.16667 305	1-6-1	266	305	326	.34705	326	18	18
TOTALS		RPI 1-25	RPI 26-50		W-L RECORDS		RPI 51-100		RPI 101-150		RPI 150+
1-9-1	0-0-0		0-0-0		OVERALL		0-0-0		0-3-0		1-6-1
0-6-0	0-0-0		0-0-0		HOME		0-0-0		0-3-0		0-3-0
1-3-1	0-0-0		0-0-0		AWAY		0-0-0		0-0-0		1-3-1
0-0-0	0-0-0		0-0-0		NEUTRAL		0-0-0		0-0-0		0-0-0
1-7-1	0-0-0		0-0-0		NON-CONFERENCE		0-0-0		0-2-0		1-5-1
0-4-0	0-0-0		0-0-0		HOME		0-0-0		0-2-0		0-2-0
1-3-1	0-0-0		0-0-		AWAY		0-0-0		0-0-0		1-3-1
0-0-0	0-0-0		0-0-0		NEUTRAL		0-0-0		0-0-0		0-0-0
0-2-0	0-0-0		0-0-0		CONFERENCE		0-0-0		0-1-0		0-1-0
0-2-0	0-0-0		0-0-0		HOME		0-0-0		0-1-0		0-1-0
0-0-0	0-0-0		0-0-0		AWAY		0-0-0		0-0-0		0-0-0
0-0-0	0-0-0		0-0-0		NEUTRAL		0-0-0		0-0-0		0-0-0
RPI S	Opponent	Score	RPI S	Opponent	Score	RPI S	Opponent	Score	RPI S	Opponent	Score
									128 H	Liberty	0 3
									142 H	Radford	0 1
									144 H	Mercer	0 2
									152 A	Davidson	0 0
									167 H	East Carolina	0 3
									247 H	The Citadel	0 2
									249 A	Howard	0 1
									267 A	Loyola Maryland	0 2
									282 A	American	0 2
									328 H	Hampton	0 1
									336 A	Delaware St.	4 0
LAST 10 GAMES											
			247 H	The Citadel	0 2		267 A	Loyola Maryland	0 2		
			144 H	Mercer	0 2		167 H	East Carolina	0 3		
			128 H	Liberty	0 3		142 H	Radford	0 1		
			152 A	Davidson	0 0		282 A	American	0 2		
			249 A	Howard	0 1		336 A	Delaware St.	4 0		

Non-Div. I Games:

VMI

Average RPI Win:	0	WON-LOST	WINNING	LAST 10	STRENGTH OF	OPP. STRENGTH	TEAM	ADJ	CONF.	ADJ CONF.	
Average RPI Loss:	206	RECORD	PCT. RANK	GAMES	SCHEDULE	OF SCHEDULE	RPI	RPI	RPI	RPI	
DIV. I ONLY		0-9-0	0 332	0-9-0	150	317	323	.35571	322	31 31	
DIV. I NON-CONF.		0-8-0	0 331	0-8-0	181	296	325	.34988	325	31 31	
<hr/>											
TOTALS	RPI 1-25	RPI 26-50		W-L RECORDS		RPI 51-100		RPI 101-150		RPI 150+	
0-9-0	0-0-0	0-0-0		OVERALL		0-0-0		0-2-0		0-7-0	
0-2-0	0-0-0	0-0-0		HOME		0-0-0		0-0-0		0-2-0	
0-6-0	0-0-0	0-0-0		AWAY		0-0-0		0-1-0		0-5-0	
0-1-0	0-0-0	0-0-0		NEUTRAL		0-0-0		0-1-0		0-0-0	
<hr/>											
0-8-0	0-0-0	0-0-0		NON-CONFERENCE		0-0-0		0-2-0		0-6-0	
0-2-0	0-0-0	0-0-0		HOME		0-0-0		0-0-0		0-2-0	
0-5-0	0-0-0	0-0-		AWAY		0-0-0		0-1-0		0-4-0	
0-1-0	0-0-0	0-0-0		NEUTRAL		0-0-0		0-1-0		0-0-0	
<hr/>											
0-1-0	0-0-0	0-0-0		CONFERENCE		0-0-0		0-0-0		0-1-0	
0-0-0	0-0-0	0-0-0		HOME		0-0-0		0-0-0		0-0-0	
0-1-0	0-0-0	0-0-0		AWAY		0-0-0		0-0-0		0-1-0	
0-0-0	0-0-0	0-0-0		NEUTRAL		0-0-0		0-0-0		0-0-0	
<hr/>											
RPI S	Opponent	Score	RPI S	Opponent	Score	RPI S	Opponent	Score	RPI S	Opponent	Score
									129 N	South Alabama	0 9
									132 A	Arkansas St.	1 6
									175 A	Southern Miss.	0 2
									181 A	McNeese	0 2
									215 A	Troy	0 7
									216 H	Northwestern St.	0 1
									249 A	Howard	0 4
									273 A	Southeastern La.	0 4
									286 H	North Ala.	0 1
			LAST 10 GAMES								
			249 A Howard			0 4	132 A Arkansas St.			1 6	
			286 H North Ala.			0 1	273 A Southeastern La.			0 4	
			175 A Southern Miss.			0 2	129 N South Alabama			0 9	
			181 A McNeese			0 2	215 A Troy			0 7	
			216 H Northwestern St.			0 1					

Non-Div. I Games:

Jackson St.

Average RPI Win:	325	WON-LOST RECORD	WINNING PCT. RANK	LAST 10 GAMES	STRENGTH OF SCHEDULE	OPP. STRENGTH OF SCHEDULE	TEAM RPI	ADJ RPI	CONF. RPI	ADJ CONF. RPI			
Average RPI Loss:	220												
DIV. I ONLY		1-7-2	.2	304	1-7-2	282	282	322	.35422	323	24	24	
DIV. I NON-CONF.		1-5-2	.25	278	1-5-2	305	284	322	.35355	322	25	25	
TOTALS		RPI 1-25		RPI 26-50		W-L RECORDS		RPI 51-100		RPI 101-150		RPI 150+	
1-7-2		0-0-0		0-0-0		OVERALL		0-0-0		0-1-0		1-6-2	
0-4-1		0-0-0		0-0-0		HOME		0-0-0		0-1-0		0-3-1	
1-3-1		0-0-0		0-0-0		AWAY		0-0-0		0-0-0		1-3-1	
0-0-0		0-0-0		0-0-0		NEUTRAL		0-0-0		0-0-0		0-0-0	
1-5-2		0-0-0		0-0-0		NON-CONFERENCE		0-0-0		0-1-0		1-4-2	
0-2-1		0-0-0		0-0-0		HOME		0-0-0		0-1-0		0-1-1	
1-3-1		0-0-0		0-0-		AWAY		0-0-0		0-0-0		1-3-1	
0-0-0		0-0-0		0-0-0		NEUTRAL		0-0-0		0-0-0		0-0-0	
0-2-0		0-0-0		0-0-0		CONFERENCE		0-0-0		0-0-0		0-2-0	
0-2-0		0-0-0		0-0-0		HOME		0-0-0		0-0-0		0-2-0	
0-0-0		0-0-0		0-0-0		AWAY		0-0-0		0-0-0		0-0-0	
0-0-0		0-0-0		0-0-0		NEUTRAL		0-0-0		0-0-0		0-0-0	
RPI	S	Opponent	Score	RPI	S	Opponent	Score	RPI	S	Opponent	Score		
										106 H	George Washington	1	4
										176 H	New Hampshire	0	2
										206 A	NJIT	0	0
										208 H	Albany (NY)	0	1
										213 H	Temple	1	3
										262 A	Longwood	1	2
										277 A	Lehigh	0	2
										293 H	Saint Francis (PA)	2	2
										297 A	Towson	0	1
										325 A	Mt. St. Mary's	3	0
LAST 10 GAMES													
										176 H	New Hampshire	0	2
										106 H	George Washington	1	4
										262 A	Longwood	1	2
										277 A	Lehigh	0	2
										297 A	Towson	0	1
										208 H	Albany (NY)	0	1
										325 A	Mt. St. Mary's	3	0
										213 H	Temple	1	3
										293 H	Saint Francis (PA)	2	2
										206 A	NJIT	0	0

Non-Div. I Games:

UMBC

Average RPI Win: 306		WON-LOST RECORD		WINNING PCT. RANK		LAST 10 GAMES		STRENGTH OF SCHEDULE		OPP. STRENGTH OF SCHEDULE		TEAM RPI		ADJ RPI		CONF. RPI		ADJ CONF. RPI	
DIV. I ONLY		2-8-1		.22727 296		1-8-1		308		293		324		.34823 324		23		23	
DIV. I NON-CONF.		2-6-1		.27778 270		1-6-1		321		270		323		.35247 324		26		26	
TOTALS		RPI 1-25		RPI 26-50		W-L RECORDS		RPI 51-100		RPI 101-150		RPI 150+							
2-8-1		0-0-0		0-0-0		OVERALL		0-0-0		0-1-0		2-7-1							
1-4-1		0-0-0		0-0-0		HOME		0-0-0		0-0-0		1-4-1							
1-4-0		0-0-0		0-0-0		AWAY		0-0-0		0-1-0		1-3-0							
0-0-0		0-0-0		0-0-0		NEUTRAL		0-0-0		0-0-0		0-0-0							
2-6-1		0-0-0		0-0-0		NON-CONFERENCE		0-0-0		0-1-0		2-5-1							
1-3-1		0-0-0		0-0-0		HOME		0-0-0		0-0-0		1-3-1							
1-3-0		0-0-0		0-0-		AWAY		0-0-0		0-1-0		1-2-0							
0-0-0		0-0-0		0-0-0		NEUTRAL		0-0-0		0-0-0		0-0-0							
0-2-0		0-0-0		0-0-0		CONFERENCE		0-0-0		0-0-0		0-2-0							
0-1-0		0-0-0		0-0-0		HOME		0-0-0		0-0-0		0-1-0							
0-1-0		0-0-0		0-0-0		AWAY		0-0-0		0-0-0		0-1-0							
0-0-0		0-0-0		0-0-0		NEUTRAL		0-0-0		0-0-0		0-0-0							
RPI	S	Opponent		Score	RPI	S	Opponent		Score	RPI	S	Opponent		Score					
										143	A	Kentucky	0	3					
										184	H	Kent St.	2	4					
										185	H	IUPUI	0	3					
										186	A	Duquesne	0	6					
										209	A	Marshall	0	3					
										256	H	Akron	0	1					
										289	H	St. Bonaventure	1	3					
										292	A	Oakland	0	1					
										293	A	Saint Francis (PA)	3	2					
										294	H	Eastern Mich.	0	0					
										318	H	Purdue Fort Wayne	2	1					
LAST 10 GAMES																			
		184	H	Kent St.	2	4		185	H	IUPUI	0	3							
		292	A	Oakland	0	1		256	H	Akron	0	1							
		186	A	Duquesne	0	6		143	A	Kentucky	0	3							
		294	H	Eastern Mich.	0	0		209	A	Marshall	0	3							
		293	A	Saint Francis (PA)	3	2		289	H	St. Bonaventure	1	3							

Non-Div. I Games:

Youngstown St.

Average RPI Win:	282	WON-LOST	WINNING	LAST 10	STRENGTH OF	OPP. STRENGTH	TEAM	ADJ	CONF.	ADJ CONF.		
Average RPI Loss:	231	RECORD	PCT. RANK	GAMES	SCHEDULE	OF SCHEDULE	RPI	RPI	RPI	RPI		
DIV. I ONLY	1-9-0	.1	326	1-9-0	251	309	325	.34292	325	30	30	
DIV. I NON-CONF.	1-6-0	.14286	311	1-6-0	186	325	308	.37512	309	30	30	
<hr/>												
TOTALS	RPI 1-25	RPI 26-50		W-L RECORDS		RPI 51-100		RPI 101-150		RPI 150+		
1-9-0	0-0-0	0-0-0		OVERALL		0-0-0		0-2-0		1-7-0		
0-5-0	0-0-0	0-0-0		HOME		0-0-0		0-1-0		0-4-0		
1-4-0	0-0-0	0-0-0		AWAY		0-0-0		0-1-0		1-3-0		
0-0-0	0-0-0	0-0-0		NEUTRAL		0-0-0		0-0-0		0-0-0		
<hr/>												
1-6-0	0-0-0	0-0-0		NON-CONFERENCE		0-0-0		0-2-0		1-4-0		
0-3-0	0-0-0	0-0-0		HOME		0-0-0		0-1-0		0-2-0		
1-3-0	0-0-0	0-0-		AWAY		0-0-0		0-1-0		1-2-0		
0-0-0	0-0-0	0-0-0		NEUTRAL		0-0-0		0-0-0		0-0-0		
<hr/>												
0-3-0	0-0-0	0-0-0		CONFERENCE		0-0-0		0-0-0		0-3-0		
0-2-0	0-0-0	0-0-0		HOME		0-0-0		0-0-0		0-2-0		
0-1-0	0-0-0	0-0-0		AWAY		0-0-0		0-0-0		0-1-0		
0-0-0	0-0-0	0-0-0		NEUTRAL		0-0-0		0-0-0		0-0-0		
<hr/>												
RPI S	Opponent	Score	RPI S	Opponent	Score	RPI S	Opponent	Score	RPI S	Opponent	Score	
									107 A	Penn	0	1
									142 H	Radford	0	2
									210 H	Central Conn. St.	1	5
									214 H	Campbell	0	3
									242 A	Robert Morris	0	1
									249 A	Howard	0	1
									282 A	American	1	0
									293 H	Saint Francis (PA)	1	2
									297 A	Towson	0	2
									323 H	UMBC	0	3
<hr/>												
			LAST 10 GAMES									
			242 A Robert Morris			0	1	210 H Central Conn. St.			1	5
			293 H Saint Francis (PA)			1	2	323 H UMBC			0	3
			282 A American			1	0	297 A Towson			0	2
			107 A Penn			0	1	142 H Radford			0	2
			214 H Campbell			0	3	249 A Howard			0	1

Non-Div. I Games:

Mt. St. Mary's

Average RPI Win: 317		WON-LOST RECORD		WINNING PCT. RANK		LAST 10 GAMES		STRENGTH OF SCHEDULE		OPP. STRENGTH OF SCHEDULE		TEAM RPI		ADJ RPI		CONF. RPI		ADJ CONF. RPI	
DIV. I ONLY		2-4-2		.375 234		3-4-2		336		288		326		.33316 326		29		29	
DIV. I NON-CONF.		1-2-2		.4 208		1-2-2		325		317		315		.36345 315		29		29	
TOTALS		RPI 1-25		RPI 26-50		W-L RECORDS		RPI 51-100		RPI 101-150		RPI 150+							
2-4-2		0-0-0		0-0-0		OVERALL		0-0-0		0-0-0		2-4-2							
2-3-0		0-0-0		0-0-0		HOME		0-0-0		0-0-0		2-3-0							
0-1-2		0-0-0		0-0-0		AWAY		0-0-0		0-0-0		0-1-2							
0-0-0		0-0-0		0-0-0		NEUTRAL		0-0-0		0-0-0		0-0-0							
1-2-2		0-0-0		0-0-0		NON-CONFERENCE		0-0-0		0-0-0		1-2-2							
1-2-0		0-0-0		0-0-0		HOME		0-0-0		0-0-0		1-2-0							
0-0-2		0-0-0		0-0-		AWAY		0-0-0		0-0-0		0-0-2							
0-0-0		0-0-0		0-0-0		NEUTRAL		0-0-0		0-0-0		0-0-0							
1-2-0		0-0-0		0-0-0		CONFERENCE		0-0-0		0-0-0		1-2-0							
1-1-0		0-0-0		0-0-0		HOME		0-0-0		0-0-0		1-1-0							
0-1-0		0-0-0		0-0-0		AWAY		0-0-0		0-0-0		0-1-0							
0-0-0		0-0-0		0-0-0		NEUTRAL		0-0-0		0-0-0		0-0-0							
RPI	S	Opponent		Score		RPI	S	Opponent		Score		RPI	S	Opponent		Score			
														212 H High Point		0		3	
														247 A The Citadel		1		1	
														282 H American		1		2	
														287 A UNC Asheville		0		1	
														299 H FIU		0		3	
														306 H Wofford		2		1	
														313 A ETSU		0		0	
														328 H Hampton		1		0	
LAST 10 GAMES																			
						287 A	UNC Asheville	0		1		212 H	High Point	0		3			
						328 H	Hampton	1		0		313 A	ETSU	0		0			
						306 H	Wofford	2		1		282 H	American	1		2			
						299 H	FIU	0		3									
						247 A	The Citadel	1		1									

Non-Div. I Games: Mars Hill 6 1

USC Upstate

Average RPI Win: 333		WON-LOST RECORD		WINNING PCT. RANK		LAST 10 GAMES		STRENGTH OF SCHEDULE		OPP. STRENGTH OF SCHEDULE		TEAM RPI		ADJ RPI		CONF. RPI		ADJ CONF. RPI	
Average RPI Loss: 244																			
DIV. I ONLY		3-6-0		.33333 251		3-6-0		330		326		327		.33145 327		31		31	
DIV. I NON-CONF.		1-6-0		.14286 311		1-6-0		309		315		329		.31732 329		31		31	
TOTALS		RPI 1-25		RPI 26-50		W-L RECORDS		RPI 51-100		RPI 101-150		RPI 150+							
3-6-0		0-0-0		0-0-0		OVERALL		0-0-0		0-0-0		3-6-0							
3-2-0		0-0-0		0-0-0		HOME		0-0-0		0-0-0		3-2-0							
0-4-0		0-0-0		0-0-0		AWAY		0-0-0		0-0-0		0-4-0							
0-0-0		0-0-0		0-0-0		NEUTRAL		0-0-0		0-0-0		0-0-0							
1-6-0		0-0-0		0-0-0		NON-CONFERENCE		0-0-0		0-0-0		1-6-0							
1-2-0		0-0-0		0-0-0		HOME		0-0-0		0-0-0		1-2-0							
0-4-0		0-0-0		0-0-		AWAY		0-0-0		0-0-0		0-4-0							
0-0-0		0-0-0		0-0-0		NEUTRAL		0-0-0		0-0-0		0-0-0							
2-0-0		0-0-0		0-0-0		CONFERENCE		0-0-0		0-0-0		2-0-0							
2-0-0		0-0-0		0-0-0		HOME		0-0-0		0-0-0		2-0-0							
0-0-0		0-0-0		0-0-0		AWAY		0-0-0		0-0-0		0-0-0							
0-0-0		0-0-0		0-0-0		NEUTRAL		0-0-0		0-0-0		0-0-0							
RPI	S	Opponent		Score	RPI	S	Opponent		Score	RPI	S	Opponent		Score					
										181	A	McNeese	0	3					
										194	H	A&M-Corpus Christi	0	1					
										223	A	Texas St.	0	1					
										270	H	Sam Houston St.	0	1					
										281	A	Incarnate Word	0	3					
										312	A	Houston Baptist	0	5					
										330	H	Nicholls St.	2	1					
										332	H	Mississippi Val.	3	0					
										338	H	Alcorn	5	0					
LAST 10 GAMES																			
						194	H	A&M-Corpus Christi	0	1				338	H	Alcorn	5	0	
						330	H	Nicholls St.	2	1				332	H	Mississippi Val.	3	0	
						281	A	Incarnate Word	0	3				270	H	Sam Houston St.	0	1	
						181	A	McNeese	0	3				312	A	Houston Baptist	0	5	
						223	A	Texas St.	0	1									

Non-Div. I Games:

Prairie View

Average RPI Win:	321	WON-LOST	WINNING	LAST 10	STRENGTH OF	OPP. STRENGTH	TEAM	ADJ	CONF.	ADJ CONF.	
Average RPI Loss:	232	RECORD	PCT. RANK	GAMES	SCHEDULE	OF SCHEDULE	RPI	RPI	RPI	RPI	
DIV. I ONLY	1-9-0	.1	326	1-9-0	262	316	328	.33122	328	29	29
DIV. I NON-CONF.	1-6-0	.14286	311	1-6-0	202	302	310	.37244	310	29	29
<hr/>											
TOTALS	RPI 1-25	RPI 26-50		W-L RECORDS	RPI 51-100		RPI 101-150		RPI 150+		
1-9-0	0-0-0	0-0-0		OVERALL	0-2-0		0-0-0		1-7-0		
0-4-0	0-0-0	0-0-0		HOME	0-2-0		0-0-0		0-2-0		
1-5-0	0-0-0	0-0-0		AWAY	0-0-0		0-0-0		1-5-0		
0-0-0	0-0-0	0-0-0		NEUTRAL	0-0-0		0-0-0		0-0-0		
1-6-0	0-0-0	0-0-0		NON-CONFERENCE	0-2-0		0-0-0		1-4-0		
0-3-0	0-0-0	0-0-0		HOME	0-2-0		0-0-0		0-1-0		
1-3-0	0-0-0	0-0-		AWAY	0-0-0		0-0-0		1-3-0		
0-0-0	0-0-0	0-0-0		NEUTRAL	0-0-0		0-0-0		0-0-0		
0-3-0	0-0-0	0-0-0		CONFERENCE	0-0-0		0-0-0		0-3-0		
0-1-0	0-0-0	0-0-0		HOME	0-0-0		0-0-0		0-1-0		
0-2-0	0-0-0	0-0-0		AWAY	0-0-0		0-0-0		0-2-0		
0-0-0	0-0-0	0-0-0		NEUTRAL	0-0-0		0-0-0		0-0-0		
RPI	S	Opponent	Score	RPI	S	Opponent	Score	RPI	S	Opponent	Score
		</									

Non-Div. I Games:

Hampton

Average RPI Win:	335	WON-LOST	WINNING	LAST 10	STRENGTH OF	OPP. STRENGTH	TEAM	ADJ	CONF.	ADJ CONF.		
Average RPI Loss:	245	RECORD	PCT. RANK	GAMES	SCHEDULE	OF SCHEDULE	RPI	RPI	RPI	RPI		
DIV. I ONLY		1-6-0	.14286	319	3-6-0	294	333	329	.31602	329	31	31
DIV. I NON-CONF.		0-5-0	0	331	0-5-0	204	333	328	.32321	328	31	31
<hr/>												
TOTALS	RPI 1-25	RPI 26-50		W-L RECORDS		RPI 51-100		RPI 101-150		RPI 150+		
1-6-0	0-0-0	0-0-0		OVERALL		0-0-0		0-1-0		1-5-0		
1-3-0	0-0-0	0-0-0		HOME		0-0-0		0-1-0		1-2-0		
0-3-0	0-0-0	0-0-0		AWAY		0-0-0		0-0-0		0-3-0		
0-0-0	0-0-0	0-0-0		NEUTRAL		0-0-0		0-0-0		0-0-0		
0-5-0	0-0-0	0-0-0		NON-CONFERENCE		0-0-0		0-1-0		0-4-0		
0-2-0	0-0-0	0-0-0		HOME		0-0-0		0-1-0		0-1-0		
0-3-0	0-0-0	0-0-		AWAY		0-0-0		0-0-0		0-3-0		
0-0-0	0-0-0	0-0-0		NEUTRAL		0-0-0		0-0-0		0-0-0		
1-1-0	0-0-0	0-0-0		CONFERENCE		0-0-0		0-0-0		1-1-0		
1-1-0	0-0-0	0-0-0		HOME		0-0-0		0-0-0		1-1-0		
0-0-0	0-0-0	0-0-0		AWAY		0-0-0		0-0-0		0-0-0		
0-0-0	0-0-0	0-0-0		NEUTRAL		0-0-0		0-0-0		0-0-0		
RPI	S	Opponent	Score	RPI	S	Opponent	Score	RPI	S	Opponent	Score	
								119	H	Louisiana Tech	0 3	
								219	A	Oral Roberts	0 7	
								254	H	Alabama A&M	1 4	
								270	A	Sam Houston St.	0 5	
								279	H	Green Bay	1 5	
								330	A	Nicholls St.	0 5	
								335	H	Alabama St.	2 1	
LAST 10 GAMES												
								330	A	Nicholls St.	0 5	
								119	H	Louisiana Tech	0 3	
								219	A	Oral Roberts	0 7	
								335	H	Alabama St.	2 1	
								254	H	Alabama A&M	1 4	
								279	H	Green Bay	1 5	
								270	A	Sam Houston St.	0 5	

Non-Div. I Games: Jarvis Christian 4 0 Central Baptist 2 1

Ark.-Pine Bluff

Average RPI Win: 333		WON-LOST	WINNING	LAST 10	STRENGTH OF		OPP. STRENGTH	TEAM	ADJ		CONF.	ADJ CONF.
Average RPI Loss: 248		RECORD	PCT. RANK	GAMES	SCHEDULE		OF SCHEDULE	RPI	RPI		RPI	RPI
DIV. I ONLY		3-6-1	.35	242	3-6-1		337	327	330		28	28
DIV. I NON-CONF.		3-3-1	.5	157	3-3-1		338	334	334		27	27
TOTALS		RPI 1-25	RPI 26-50		W-L RECORDS		RPI 51-100		RPI 101-150		RPI 150+	
3-6-1		0-0-0	0-0-0		OVERALL		0-0-0		0-1-0		3-5-1	
2-2-1		0-0-0	0-0-0		HOME		0-0-0		0-1-0		2-1-1	
1-4-0		0-0-0	0-0-0		AWAY		0-0-0		0-0-0		1-4-0	
0-0-0		0-0-0	0-0-0		NEUTRAL		0-0-0		0-0-0		0-0-0	
3-3-1		0-0-0	0-0-0		NON-CONFERENCE		0-0-0		0-0-0		3-3-1	
2-0-1		0-0-0	0-0-0		HOME		0-0-0		0-0-0		2-0-1	
1-3-0		0-0-0	0-0-		AWAY		0-0-0		0-0-0		1-3-0	
0-0-0		0-0-0	0-0-0		NEUTRAL		0-0-0		0-0-0		0-0-0	
0-3-0		0-0-0	0-0-0		CONFERENCE		0-0-0		0-1-0		0-2-0	
0-2-0		0-0-0	0-0-0		HOME		0-0-0		0-1-0		0-1-0	
0-1-0		0-0-0	0-0-0		AWAY		0-0-0		0-0-0		0-1-0	
0-0-0		0-0-0	0-0-0		NEUTRAL		0-0-0		0-0-0		0-0-0	
RPI S	Opponent	Score	RPI S	Opponent	Score	RPI S	Opponent	Score	RPI S	Opponent	Score	
									104	H Abilene Christian	0	8
									196	A Lamar University	0	6
									260	A Louisiana	0	2
									281	H Incarnate Word	0	3
									317	A Southern U.	1	2
									327	A Prairie View	1	2
									329	H Ark.-Pine Bluff	5	0
									332	H Mississippi Val.	1	1
									332	H Mississippi Val.	5	0
									338	A Alcorn	3	2
LAST 10 GAMES												
			281	H Incarnate Word	0	3	196	A Lamar University	0	6		
			104	H Abilene Christian	0	8	317	A Southern U.	1	2		
			329	H Ark.-Pine Bluff	5	0	338	A Alcorn	3	2		
			332	H Mississippi Val.	1	1	260	A Louisiana	0	2		
			332	H Mississippi Val.	5	0	327	A Prairie View	1	2		

Non-Div. I Games:

Nicholls St.

Average RPI Win: 333		WON-LOST RECORD		WINNING PCT. RANK		LAST 10 GAMES		STRENGTH OF SCHEDULE		OPP. STRENGTH OF SCHEDULE		TEAM RPI		ADJ RPI		CONF. RPI		ADJ CONF. RPI	
Average RPI Loss: 247																			
DIV. I ONLY		1-7-0		.125 323		1-7-0		318		323		331		.30674 331		27		27	
DIV. I NON-CONF.		1-6-0		.14286 311		1-6-0		327		304		333		.2964 333		28		28	
TOTALS		RPI 1-25		RPI 26-50		W-L RECORDS		RPI 51-100		RPI 101-150		RPI 150+							
1-7-0		0-0-0		0-0-0		OVERALL		0-0-0		0-0-0		1-7-0							
1-3-0		0-0-0		0-0-0		HOME		0-0-0		0-0-0		1-3-0							
0-4-0		0-0-0		0-0-0		AWAY		0-0-0		0-0-0		0-4-0							
0-0-0		0-0-0		0-0-0		NEUTRAL		0-0-0		0-0-0		0-0-0							
1-6-0		0-0-0		0-0-0		NON-CONFERENCE		0-0-0		0-0-0		1-6-0							
1-2-0		0-0-0		0-0-0		HOME		0-0-0		0-0-0		1-2-0							
0-4-0		0-0-0		0-0-		AWAY		0-0-0		0-0-0		0-4-0							
0-0-0		0-0-0		0-0-0		NEUTRAL		0-0-0		0-0-0		0-0-0							
0-1-0		0-0-0		0-0-0		CONFERENCE		0-0-0		0-0-0		0-1-0							
0-1-0		0-0-0		0-0-0		HOME		0-0-0		0-0-0		0-1-0							
0-0-0		0-0-0		0-0-0		AWAY		0-0-0		0-0-0		0-0-0							
0-0-0		0-0-0		0-0-0		NEUTRAL		0-0-0		0-0-0		0-0-0							
RPI	S	Opponent		Score	RPI	S	Opponent		Score	RPI	S	Opponent		Score					

Non-Div. I Games:

Manhattan

Average RPI Win: 337		WON-LOST RECORD		WINNING PCT. RANK		LAST 10 GAMES		STRENGTH OF SCHEDULE		OPP. STRENGTH OF SCHEDULE		TEAM RPI		ADJ RPI		CONF. RPI		ADJ CONF. RPI	
DIV. I ONLY		1-6-1		.1875 310		1-6-1		328		337		334		.28738 332		31		31	
DIV. I NON-CONF.		1-4-1		.25 278		1-4-1		322		337		331		.31362 331		31		31	
TOTALS		RPI 1-25		RPI 26-50		W-L RECORDS		RPI 51-100		RPI 101-150		RPI 150+							
1-6-1		0-0-0		0-0-0		OVERALL		0-0-0		0-0-0		1-6-1							
1-1-0		0-0-0		0-0-0		HOME		0-0-0		0-0-0		1-1-0							
0-5-1		0-0-0		0-0-0		AWAY		0-0-0		0-0-0		0-5-1							
0-0-0		0-0-0		0-0-0		NEUTRAL		0-0-0		0-0-0		0-0-0							
1-4-1		0-0-0		0-0-0		NON-CONFERENCE		0-0-0		0-0-0		1-4-1							
1-1-0		0-0-0		0-0-0		HOME		0-0-0		0-0-0		1-1-0							
0-3-1		0-0-0		0-0-		AWAY		0-0-0		0-0-0		0-3-1							
0-0-0		0-0-0		0-0-0		NEUTRAL		0-0-0		0-0-0		0-0-0							
0-2-0		0-0-0		0-0-0		CONFERENCE		0-0-0		0-0-0		0-2-0							
0-0-0		0-0-0		0-0-0		HOME		0-0-0		0-0-0		0-0-0							
0-2-0		0-0-0		0-0-0		AWAY		0-0-0		0-0-0		0-2-0							
0-0-0		0-0-0		0-0-0		NEUTRAL		0-0-0		0-0-0		0-0-0							
RPI	S	Opponent		Score	RPI	S	Opponent		Score	RPI	S	Opponent		Score					
										175	A	Southern Miss.		0	8				
										237	A	Little Rock		0	3				
										279	H	Green Bay		0	4				
										303	A	Texas Southern		0	2				
										327	A	Prairie View		0	3				
										330	A	Nicholls St.		0	5				
										330	A	Nicholls St.		1	1				
										337	H	South Carolina St.		3	2				
LAST 10 GAMES																			
										303	A	Texas Southern		0	2				
										327	A	Prairie View		0	3				
										279	H	Green Bay		0	4				
										237	A	Little Rock		0	3				
										175	A	Southern Miss.		0	8				
										337	H	South Carolina St.		3	2				
										330	A	Nicholls St.		1	1				
										330	A	Nicholls St.		0	5				

Non-Div. I Games:

Mississippi Val.

[illegible]

Non-Div. I Games:

St. Francis Brooklyn

Average RPI Win:	0	WON-LOST	WINNING	LAST 10	STRENGTH OF	OPP. STRENGTH	TEAM	ADJ	CONF.	ADJ CONF.	
Average RPI Loss:	257	RECORD	PCT. RANK	GAMES	SCHEDULE	OF SCHEDULE	RPI	RPI	RPI	RPI	
DIV. I ONLY		0-10-0	0 332	0-10-0	285	328	332	.28529	334	21 21	
DIV. I NON-CONF.		0-10-0	0 331	0-10-0	286	326	335	.28529	335	21 21	
TOTALS	RPI 1-25		RPI 26-50	W-L RECORDS		RPI 51-100		RPI 101-150		RPI 150+	
0-10-0	0-0-0		0-0-0	OVERALL		0-0-0		0-0-0		0-10-0	
0-3-0	0-0-0		0-0-0	HOME		0-0-0		0-0-0		0-3-0	
0-7-0	0-0-0		0-0-0	AWAY		0-0-0		0-0-0		0-7-0	
0-0-0	0-0-0		0-0-0	NEUTRAL		0-0-0		0-0-0		0-0-0	
0-10-0	0-0-0		0-0-0	NON-CONFERENCE		0-0-0		0-0-0		0-10-0	
0-3-0	0-0-0		0-0-0	HOME		0-0-0		0-0-0		0-3-0	
0-7-0	0-0-0		0-0-	AWAY		0-0-0		0-0-0		0-7-0	
0-0-0	0-0-0		0-0-0	NEUTRAL		0-0-0		0-0-0		0-0-0	
0-0-0	0-0-0		0-0-0	CONFERENCE		0-0-0		0-0-0		0-0-0	
0-0-0	0-0-0		0-0-0	HOME		0-0-0		0-0-0		0-0-0	
0-0-0	0-0-0		0-0-0	AWAY		0-0-0		0-0-0		0-0-0	
0-0-0	0-0-0		0-0-0	NEUTRAL		0-0-0		0-0-0		0-0-0	
RPI S	Opponent	Score	RPI S	Opponent	Score	RPI S	Opponent	Score	RPI S	Opponent	Score
									199 A	Tulsa	0 6
									219 A	Oral Roberts	1 8
									224 A	UNI	0 5
									238 A	North Dakota St.	0 2
									246 A	North Dakota	0 6
									260 H	Louisiana	0 2
									279 H	Green Bay	0 2
									283 A	SIUE	1 3
									308 A	Eastern Ill.	1 3
									318 H	Purdue Fort Wayne	0 1
			LAST 10 GAMES								
			219 A	Oral Roberts	1 8	199 A	Tulsa	0 6			
			308 A	Eastern Ill.	1 3	260 H	Louisiana	0 2			
			283 A	SIUE	1 3	318 H	Purdue Fort Wayne	0 1			
			238 A	North Dakota St.	0 2	279 H	Green Bay	0 2			
			246 A	North Dakota	0 6	224 A	UNI	0 5			

Non-Div. I Games:

Chicago St.

Average RPI Win:		0	WON-LOST RECORD		WINNING PCT. RANK		LAST 10 GAMES		STRENGTH OF SCHEDULE		OPP. STRENGTH OF SCHEDULE		TEAM RPI	ADJ RPI		CONF. RPI		ADJ CONF. RPI			
Average RPI Loss:		236	0-10-0		0	332	1-9-0		310		303		335	.28495		335	31		31		
DIV. I ONLY			0-8-0		0	331	0-8-0		243		299		330	.3159		330	31		31		
DIV. I NON-CONF.																					
TOTALS		RPI 1-25		RPI 26-50		W-L RECORDS		RPI 51-100		RPI 101-150		RPI 150+									
0-10-0		0-0-0		0-0-0		OVERALL		0-0-0		0-2-0		0-8-0									
0-2-0		0-0-0		0-0-0		HOME		0-0-0		0-0-0		0-2-0									
0-7-0		0-0-0		0-0-0		AWAY		0-0-0		0-2-0		0-5-0									
0-1-0		0-0-0		0-0-0		NEUTRAL		0-0-0		0-0-0		0-1-0									
0-8-0		0-0-0		0-0-0		NON-CONFERENCE		0-0-0		0-2-0		0-6-0									
0-2-0		0-0-0		0-0-0		HOME		0-0-0		0-0-0		0-2-0									
0-5-0		0-0-0		0-0-		AWAY		0-0-0		0-2-0		0-3-0									
0-1-0		0-0-0		0-0-0		NEUTRAL		0-0-0		0-0-0		0-1-0									
0-2-0		0-0-0		0-0-0		CONFERENCE		0-0-0		0-0-0		0-2-0									
0-0-0		0-0-0		0-0-0		HOME		0-0-0		0-0-0		0-0-0									
0-2-0		0-0-0		0-0-0		AWAY		0-0-0		0-0-0		0-2-0									
0-0-0		0-0-0		0-0-0		NEUTRAL		0-0-0		0-0-0		0-0-0									
RPI	S	Opponent		Score		RPI	S	Opponent		Score		RPI	S	Opponent		Score					

Non-Div. I Games: Faulkner 5 0

Alabama St.

Average RPI Win:	0	WON-LOST	WINNING	LAST 10	STRENGTH OF	OPP. STRENGTH	TEAM	ADJ	CONF.	ADJ CONF.	
Average RPI Loss:	275	RECORD	PCT. RANK	GAMES	SCHEDULE	OF SCHEDULE	RPI	RPI	RPI	RPI	
DIV. I ONLY		0-11-0	0 332	0-10-0	302	330	336	.2665	336	32 32	
DIV. I NON-CONF.		0-11-0	0 331	0-10-0	301	329	336	.2665	336	32 32	
<hr/>											
TOTALS	RPI 1-25		RPI 26-50	W-L RECORDS		RPI 51-100		RPI 101-150		RPI 150+	
0-11-0	0-0-0		0-0-0	OVERALL		0-0-0		0-0-0		0-11-0	
0-6-0	0-0-0		0-0-0	HOME		0-0-0		0-0-0		0-6-0	
0-5-0	0-0-0		0-0-0	AWAY		0-0-0		0-0-0		0-5-0	
0-0-0	0-0-0		0-0-0	NEUTRAL		0-0-0		0-0-0		0-0-0	
0-11-0	0-0-0		0-0-0	NON-CONFERENCE		0-0-0		0-0-0		0-11-0	
0-6-0	0-0-0		0-0-0	HOME		0-0-0		0-0-0		0-6-0	
0-5-0	0-0-0		0-0-	AWAY		0-0-0		0-0-0		0-5-0	
0-0-0	0-0-0		0-0-0	NEUTRAL		0-0-0		0-0-0		0-0-0	
0-0-0	0-0-0		0-0-0	CONFERENCE		0-0-0		0-0-0		0-0-0	
0-0-0	0-0-0		0-0-0	HOME		0-0-0		0-0-0		0-0-0	
0-0-0	0-0-0		0-0-0	AWAY		0-0-0		0-0-0		0-0-0	
0-0-0	0-0-0		0-0-0	NEUTRAL		0-0-0		0-0-0		0-0-0	
RPI	S	Opponent	Score	RPI	S	Opponent	Score	RPI	S	Opponent	Score
								178	H	Stony Brook	0 5
								229	A	Rider	1 6
								259	A	Hartford	0 6
								261	A	Canisius	0 1
								267	H	Loyola Maryland	1 2
								284	H	Lafayette	0 3
								302	A	Wagner	0 5
								304	H	Marist	0 5
								307	A	Saint Peter's	1 3
								313	H	ETSU	2 5
								321	H	VMI	0 4
				LAST 10 GAMES							
				267	H	Loyola Maryland	1 2	178	H	Stony Brook	0 5
				261	A	Canisius	0 1	284	H	Lafayette	0 3
				259	A	Hartford	0 6	304	H	Marist	0 5
				229	A	Rider	1 6	321	H	VMI	0 4
				313	H	ETSU	2 5	302	A	Wagner	0 5

Non-Div. I Games:

Delaware St.

Average RPI Win: 338		WON-LOST RECORD		WINNING PCT. RANK		LAST 10 GAMES		STRENGTH OF SCHEDULE		OPP. STRENGTH OF SCHEDULE		TEAM RPI		ADJ RPI		CONF. RPI		ADJ CONF. RPI	
DIV. I ONLY		1-7-0		.125 323		1-7-0		334		313		337		.26306 337		32		32	
DIV. I NON-CONF.		1-7-0		.125 324		1-7-0		335		312		337		.26306 337		32		32	
TOTALS		RPI 1-25		RPI 26-50		W-L RECORDS		RPI 51-100		RPI 101-150		RPI 150+							
1-7-0		0-0-0		0-0-0		OVERALL		0-1-0		0-0-0		1-6-0							
0-2-0		0-0-0		0-0-0		HOME		0-0-0		0-0-0		0-2-0							
1-5-0		0-0-0		0-0-0		AWAY		0-1-0		0-0-0		1-4-0							
0-0-0		0-0-0		0-0-0		NEUTRAL		0-0-0		0-0-0		0-0-0							
1-7-0		0-0-0		0-0-0		NON-CONFERENCE		0-1-0		0-0-0		1-6-0							
0-2-0		0-0-0		0-0-0		HOME		0-0-0		0-0-0		0-2-0							
1-5-0		0-0-0		0-0-		AWAY		0-1-0		0-0-0		1-4-0							
0-0-0		0-0-0		0-0-0		NEUTRAL		0-0-0		0-0-0		0-0-0							
0-0-0		0-0-0		0-0-0		CONFERENCE		0-0-0		0-0-0		0-0-0							
0-0-0		0-0-0		0-0-0		HOME		0-0-0		0-0-0		0-0-0							
0-0-0		0-0-0		0-0-0		AWAY		0-0-0		0-0-0		0-0-0							
0-0-0		0-0-0		0-0-0		NEUTRAL		0-0-0		0-0-0		0-0-0							
RPI	S	Opponent		Score	RPI	S	Opponent		Score	RPI	S	Opponent		Score					
							100 A	North Florida	0 4	246 H		North Dakota		0 2					
										271 A		Gardner-Webb		1 3					
										285 A		Presbyterian		2 3					
										290 H		Winthrop		1 5					
										306 A		Wofford		1 5					
										332 A		Mississippi Val.		2 3					
										338 A		Alcorn		3 0					
LAST 10 GAMES																			
			271 A	Gardner-Webb	1 3		100 A	North Florida	0 4										
			285 A	Presbyterian	2 3		246 H	North Dakota	0 2										
			290 H	Winthrop	1 5		306 A	Wofford	1 5										
			338 A	Alcorn	3 0														
			332 A	Mississippi Val.	2 3														

Non-Div. I Games:

South Carolina St.

Average RPI Win: 0		WON-LOST	WINNING	LAST 10	STRENGTH OF		OPP. STRENGTH	TEAM	ADJ	CONF.	ADJ CONF.
Average RPI Loss: 287		RECORD	PCT. RANK	GAMES	SCHEDULE		OF SCHEDULE	RPI	RPI	RPI	RPI
DIV. I ONLY		0-7-0	0	332	0-8-0		323	338	338	.2446	338
DIV. I NON-CONF.		0-5-0	0	331	0-5-0		299	338	338	.26085	338
TOTALS		RPI 1-25	RPI 26-50		W-L RECORDS		RPI 51-100		RPI 101-150		RPI 150+
0-7-0		0-0-0	0-0-0		OVERALL		0-0-0		0-1-0		0-6-0
0-5-0		0-0-0	0-0-0		HOME		0-0-0		0-1-0		0-4-0
0-2-0		0-0-0	0-0-0		AWAY		0-0-0		0-0-0		0-2-0
0-0-0		0-0-0	0-0-0		NEUTRAL		0-0-0		0-0-0		0-0-0
0-5-0		0-0-0	0-0-0		NON-CONFERENCE		0-0-0		0-1-0		0-4-0
0-5-0		0-0-0	0-0-0		HOME		0-0-0		0-1-0		0-4-0
0-0-0		0-0-0	0-0-		AWAY		0-0-0		0-0-0		0-0-0
0-0-0		0-0-0	0-0-0		NEUTRAL		0-0-0		0-0-0		0-0-0
0-2-0		0-0-0	0-0-0		CONFERENCE		0-0-0		0-0-0		0-2-0
0-0-0		0-0-0	0-0-0		HOME		0-0-0		0-0-0		0-0-0
0-2-0		0-0-0	0-0-0		AWAY		0-0-0		0-0-0		0-2-0
0-0-0		0-0-0	0-0-0		NEUTRAL		0-0-0		0-0-0		0-0-0
RPI S	Opponent	Score	RPI S	Opponent	Score	RPI S	Opponent	Score	RPI S	Opponent	Score
									119 H	Louisiana Tech	0 15
									279 H	Green Bay	0 8
									303 A	Texas Southern	0 5
									316 H	Jacksonville St.	0 7
									327 A	Prairie View	0 5
									330 H	Nicholls St.	2 3
									337 H	South Carolina St.	0 3
LAST 10 GAMES											
						330 H	Nicholls St.	2 3	327 A	Prairie View	0 5
						337 H	South Carolina St.	0 3	303 A	Texas Southern	0 5
						119 H	Louisiana Tech	0 15	279 H	Green Bay	0 8
						316 H	Jacksonville St.	0 7			

Non-Div. I Games: LSU-Alexandria 0 10

Alcorn