

Average RPI Win: 51		WON-LOST	WINNING	LAST 10	STRENGTH OF	OPP. STRENGTH	TEAM	ADJ	CONF.	ADJ CONF.							
Average RPI Loss: 49		RECORD	PCT. RANK	GAMES	SCHEDULE	OF SCHEDULE	RPI	RPI	RPI	RPI							
DIV. I ONLY		15-1-0	.9375	2	10-0-0	3	5	1	.71834	1	1	1					
DIV. I NON-CONF.		7-1-0	.875	22	2-0-0	28	15	4	.68199	3	1	1					
<hr/>																	
TOTALS		RPI 1-25		RPI 26-50		W-L RECORDS		RPI 51-100		RPI 101-150		RPI 150+					
15-1-0		4-0-0		5-1-0		OVERALL		4-0-0		2-0-0		0-0-0					
5-0-0		2-0-0		1-0-0		HOME		1-0-0		1-0-0		0-0-0					
9-1-0		2-0-0		3-1-0		AWAY		3-0-0		1-0-0		0-0-0					
1-0-0		0-0-0		1-0-0		NEUTRAL		0-0-0		0-0-0		0-0-0					
7-1-0		1-0-0		2-1-0		NON-CONFERENCE		2-0-0		2-0-0		0-0-0					
2-0-0		0-0-0		0-0-0		HOME		1-0-0		1-0-0		0-0-0					
4-1-0		1-0-0		1-0-		AWAY		1-0-0		1-0-0		0-0-0					
1-0-0		0-0-0		1-0-0		NEUTRAL		0-0-0		0-0-0		0-0-0					
8-0-0		3-0-0		3-0-0		CONFERENCE		2-0-0		0-0-0		0-0-0					
3-0-0		2-0-0		1-0-0		HOME		0-0-0		0-0-0		0-0-0					
5-0-0		1-0-0		2-0-0		AWAY		2-0-0		0-0-0		0-0-0					
0-0-0		0-0-0		0-0-0		NEUTRAL		0-0-0		0-0-0		0-0-0					
RPI	S	Opponent		Score		RPI	S	Opponent		Score		RPI	S	Opponent		Score	
5	A	Southern California		3	2	26	H	Washington St.		5	0	55	A	Utah		4	0
10	H	Washington		4	0	33	N	West Virginia		3	1	58	A	San Francisco		9	0
11	H	UCLA		1	0	36	A	Colorado		4	0	59	A	Oregon		5	0
24	A	Santa Clara		4	2	40	A	Penn St.		2	1	91	H	Penn		5	1
						43	A	Oregon St.		2	0						
						49	A	Pepperdine		0	1						
<hr/>																	
LAST 10 GAMES																	
						55	A	Utah		4	0	10	H	Washington		4	0
						36	A	Colorado		4	0	26	H	Washington St.		5	0
						11	H	UCLA		1	0	5	A	Southern California		3	2
						59	A	Oregon		5	0	24	A	Santa Clara		4	2
						43	A	Oregon St.		2	0	130	A	UC Santa Barbara		1	0

Non-Div. I Games:

Stanford

Average RPI Win: 60		WON-LOST	WINNING	LAST 10	STRENGTH OF		OPP. STRENGTH	TEAM	ADJ	CONF.	ADJ CONF.
Average RPI Loss: 6		RECORD	PCT. RANK	GAMES	SCHEDULE		OF SCHEDULE	RPI	RPI	RPI	RPI
DIV. I ONLY		15-1-1	.91176	3	20		1	2	.69451	2	2
DIV. I NON-CONF.		5-1-0	.83333	31	152		1	29	.62451	29	2
TOTALS		RPI 1-25	RPI 26-50		W-L RECORDS		RPI 51-100		RPI 101-150		RPI 150+
15-1-1		5-1-1	5-0-0		OVERALL		2-0-0		0-0-0		3-0-0
8-0-0		3-0-0	4-0-0		HOME		1-0-0		0-0-0		0-0-0
4-1-1		2-1-1	0-0-0		AWAY		1-0-0		0-0-0		1-0-0
3-0-0		0-0-0	1-0-0		NEUTRAL		0-0-0		0-0-0		2-0-0
5-1-0		1-1-0	1-0-0		NON-CONFERENCE		1-0-0		0-0-0		2-0-0
1-0-0		0-0-0	0-0-0		HOME		1-0-0		0-0-0		0-0-0
1-1-0		1-1-0	0-0-		AWAY		0-0-0		0-0-0		0-0-0
3-0-0		0-0-0	1-0-0		NEUTRAL		0-0-0		0-0-0		2-0-0
10-0-1		4-0-1	4-0-0		CONFERENCE		1-0-0		0-0-0		1-0-0
7-0-0		3-0-0	4-0-0		HOME		0-0-0		0-0-0		0-0-0
3-0-1		1-0-1	0-0-0		AWAY		1-0-0		0-0-0		1-0-0
0-0-0		0-0-0	0-0-0		NEUTRAL		0-0-0		0-0-0		0-0-0
RPI S	Opponent	Score		RPI S	Opponent	Score		RPI S	Opponent	Score	
4 H	Florida St.	2	0	29 H	Clemson	1	0	57 A	Boston College	3	0
6 A	Arkansas	0	2	31 H	NC State	1	0	93 H	Indiana	3	0
9 H	Virginia Tech	2	0	37 H	Notre Dame	3	0				
10 A	Washington	3	2	44 N	Portland	4	0				
14 A	Duke	0	0	47 H	Wake Forest	4	0				
14 H	Duke	2	0								
18 A	Louisville	3	0								
				LAST 10 GAMES							
				9 H	Virginia Tech	2	0	29 H	Clemson	1	0
				4 H	Florida St.	2	0	37 H	Notre Dame	3	0
				57 A	Boston College	3	0	31 H	NC State	1	0
				165 A	Pittsburgh	3	1	18 A	Louisville	3	0
				14 A	Duke	0	0	6 A	Arkansas	0	2

Non-Div. I Games:

North Carolina

Average RPI Win:	80	WON-LOST	WINNING	LAST 10	STRENGTH OF	OPP. STRENGTH	TEAM	ADJ	CONF.	ADJ CONF.				
Average RPI Loss:	0	RECORD	PCT. RANK	GAMES	SCHEDULE	OF SCHEDULE	RPI	RPI	RPI	RPI				
DIV. I ONLY		14-0-3	.91176	3	7-0-3	48	3	3	.67554	3	2	2		
DIV. I NON-CONF.		8-0-0	1	1	1-0-0	158	9	13	.65461	11	2	2		
<hr/>														
TOTALS	RPI 1-25	RPI 26-50		W-L RECORDS		RPI 51-100		RPI 101-150		RPI 150+				
14-0-3	3-0-1	4-0-2		OVERALL		2-0-0		2-0-0		3-0-0				
11-0-1	2-0-1	3-0-0		HOME		2-0-0		1-0-0		3-0-0				
3-0-2	1-0-0	1-0-2		AWAY		0-0-0		1-0-0		0-0-0				
0-0-0	0-0-0	0-0-0		NEUTRAL		0-0-0		0-0-0		0-0-0				
<hr/>														
8-0-0	0-0-0	3-0-0		NON-CONFERENCE		1-0-0		1-0-0		3-0-0				
7-0-0	0-0-0	2-0-0		HOME		1-0-0		1-0-0		3-0-0				
1-0-0	0-0-0	1-0-		AWAY		0-0-0		0-0-0		0-0-0				
0-0-0	0-0-0	0-0-0		NEUTRAL		0-0-0		0-0-0		0-0-0				
<hr/>														
6-0-3	3-0-1	1-0-2		CONFERENCE		1-0-0		1-0-0		0-0-0				
4-0-1	2-0-1	1-0-0		HOME		1-0-0		0-0-0		0-0-0				
2-0-2	1-0-0	0-0-2		AWAY		0-0-0		1-0-0		0-0-0				
0-0-0	0-0-0	0-0-0		NEUTRAL		0-0-0		0-0-0		0-0-0				
<hr/>														
RPI	S	Opponent	Score		RPI	S	Opponent	Score		RPI	S	Opponent	Score	
4	A	Florida St.	1	0	31	A	NC State	0	0	57	H	Boston College	6	1
9	H	Virginia Tech	2	0	33	H	West Virginia	4	1	96	H	Liberty	6	0
14	H	Duke	0	0	35	H	Georgetown	2	0					
18	H	Louisville	3	0	37	H	Notre Dame	3	0					
					40	A	Penn St.	2	1					
					47	A	Wake Forest	1	1					
<hr/>														
					LAST 10 GAMES									
					57 H Boston College					113 A Miami (FL)				
					18 H Louisville					14 H Duke				
					37 H Notre Dame					9 H Virginia Tech				
					4 A Florida St.					47 A Wake Forest				
					31 A NC State					40 A Penn St.				

Non-Div. I Games:

Virginia

Average RPI Win:		73	WON-LOST RECORD		WINNING PCT. RANK	LAST 10 GAMES	STRENGTH OF SCHEDULE		OPP. STRENGTH OF SCHEDULE	TEAM RPI	ADJ RPI	CONF. RPI	ADJ CONF. RPI				
Average RPI Loss:		5															
DIV. I ONLY			13-4-0	.76471	35	8-2-0	2	8	4	.67276	4	2	2				
DIV. I NON-CONF.			6-2-0	.75	49	1-0-0	2	5	2	.69817	2	2	2				
TOTALS		RPI 1-25		RPI 26-50		W-L RECORDS		RPI 51-100		RPI 101-150		RPI 150+					
13-4-0		3-4-0		3-0-0		OVERALL		4-0-0		1-0-0		2-0-0					
8-1-0		2-1-0		1-0-0		HOME		3-0-0		1-0-0		1-0-0					
5-2-0		1-2-0		2-0-0		AWAY		1-0-0		0-0-0		1-0-0					
0-1-0		0-1-0		0-0-0		NEUTRAL		0-0-0		0-0-0		0-0-0					
6-2-0		2-2-0		1-0-0		NON-CONFERENCE		3-0-0		0-0-0		0-0-0					
5-0-0		2-0-0		1-0-0		HOME		2-0-0		0-0-0		0-0-0					
1-1-0		0-1-0		0-0-		AWAY		1-0-0		0-0-0		0-0-0					
0-1-0		0-1-0		0-0-0		NEUTRAL		0-0-0		0-0-0		0-0-0					
7-2-0		1-2-0		2-0-0		CONFERENCE		1-0-0		1-0-0		2-0-0					
3-1-0		0-1-0		0-0-0		HOME		1-0-0		1-0-0		1-0-0					
4-1-0		1-1-0		2-0-0		AWAY		0-0-0		0-0-0		1-0-0					
0-0-0		0-0-0		0-0-0		NEUTRAL		0-0-0		0-0-0		0-0-0					
RPI	S	Opponent		Score		RPI	S	Opponent		Score		RPI	S	Opponent		Score	
2	A	North Carolina		0	2	29	A	Clemson		2	1	51	H	TCU		2	0
3	H	Virginia		0	1	36	H	Colorado		3	2	57	H	Boston College		5	4
5	A	Southern California		2	3	47	A	Wake Forest		2	1	83	A	Villanova		5	0
8	H	Wisconsin		1	0							86	H	Samford		6	0
9	A	Virginia Tech		3	2												
11	N	UCLA		1	2												
21	H	Florida		2	1												
						LAST 10 GAMES											
						47	A	Wake Forest		2	1	165	H	Pittsburgh		1	0
						2	A	North Carolina		0	2	250	A	Syracuse		1	0
						113	H	Miami (FL)		3	0	29	A	Clemson		2	1
						3	H	Virginia		0	1	57	H	Boston College		5	4
						9	A	Virginia Tech		3	2	83	A	Villanova		5	0

Non-Div. I Games:

Florida St.

Average RPI Win:	88	WON-LOST RECORD	WINNING PCT. RANK	LAST 10 GAMES	STRENGTH OF SCHEDULE	OPP. STRENGTH OF SCHEDULE	TEAM RPI	ADJ RPI	CONF. RPI	ADJ CONF. RPI	
DIV. I ONLY	12-3-1	.78125	27	6-3-1	10	12	6	.66297	5	1	1
DIV. I NON-CONF.	7-0-1	.9375	7	1-0-1	58	28	6	.67229	6	1	1
<hr/>											
TOTALS	RPI 1-25	RPI 26-50		W-L RECORDS	RPI 51-100		RPI 101-150		RPI 150+		
12-3-1	2-2-0	3-1-0		OVERALL	2-0-1		3-0-0		2-0-0		
6-2-0	1-2-0	2-0-0		HOME	1-0-0		1-0-0		1-0-0		
4-1-1	0-0-0	1-1-0		AWAY	0-0-1		2-0-0		1-0-0		
2-0-0	1-0-0	0-0-0		NEUTRAL	1-0-0		0-0-0		0-0-0		
7-0-1	2-0-0	0-0-0		NON-CONFERENCE	1-0-1		2-0-0		2-0-0		
3-0-0	1-0-0	0-0-0		HOME	0-0-0		1-0-0		1-0-0		
2-0-1	0-0-0	0-0-		AWAY	0-0-1		1-0-0		1-0-0		
2-0-0	1-0-0	0-0-0		NEUTRAL	1-0-0		0-0-0		0-0-0		
5-3-0	0-2-0	3-1-0		CONFERENCE	1-0-0		1-0-0		0-0-0		
3-2-0	0-2-0	2-0-0		HOME	1-0-0		0-0-0		0-0-0		
2-1-0	0-0-0	1-1-0		AWAY	0-0-0		1-0-0		0-0-0		
0-0-0	0-0-0	0-0-0		NEUTRAL	0-0-0		0-0-0		0-0-0		
RPI S	Opponent	Score	RPI S	Opponent	Score	RPI S	Opponent	Score	RPI S	Opponent	Score
1 H	Stanford	2 3	26 H	Washington St.	3 0	54 A	Baylor	2 2	133 A	Arizona St.	2 1
4 H	Florida St.	3 2	28 A	Arizona	1 0	55 H	Utah	2 1	134 H	Nebraska	2 0
10 H	Washington	0 2	32 A	California	0 3	58 N	San Francisco	2 0	140 A	Hawaii	3 0
21 N	Florida	3 1	36 H	Colorado	2 1				156 A	Seattle U	3 2
									267 H	Northern Ariz.	3 0
<hr/>											
LAST 10 GAMES											
10 H	Washington	0 2	28 A	Arizona	1 0						
26 H	Washington St.	3 0	133 A	Arizona St.	2 1						
32 A	California	0 3	1 H	Stanford	2 3						
36 H	Colorado	2 1	54 A	Baylor	2 2						
55 H	Utah	2 1	156 A	Seattle U	3 2						

Non-Div. I Games:

Southern California

Average RPI Win: 80		WON-LOST RECORD		WINNING PCT. RANK		LAST 10 GAMES		STRENGTH OF SCHEDULE		OPP. STRENGTH OF SCHEDULE		TEAM RPI		ADJ RPI		CONF. RPI		ADJ CONF. RPI	
DIV. I ONLY		13-2-2		.82353 14		8-1-1		17		27		5		.66094 6		3		3	
DIV. I NON-CONF.		6-1-1		.8125 36		1-0-0		25		61		10		.65618 10		3		3	
TOTALS		RPI 1-25		RPI 26-50		W-L RECORDS		RPI 51-100		RPI 101-150		RPI 150+							
13-2-2		2-1-0		3-0-0		OVERALL		4-1-1		2-0-1		2-0-0							
7-1-1		1-0-0		3-0-0		HOME		1-1-1		1-0-0		1-0-0							
5-1-0		1-1-0		0-0-0		AWAY		3-0-0		0-0-0		1-0-0							
1-0-1		0-0-0		0-0-0		NEUTRAL		0-0-0		1-0-1		0-0-0							
6-1-1		1-0-0		0-0-0		NON-CONFERENCE		2-1-0		2-0-1		1-0-0							
3-1-0		1-0-0		0-0-0		HOME		0-1-0		1-0-0		1-0-0							
2-0-0		0-0-0		0-0-		AWAY		2-0-0		0-0-0		0-0-0							
1-0-1		0-0-0		0-0-0		NEUTRAL		0-0-0		1-0-1		0-0-0							
7-1-1		1-1-0		3-0-0		CONFERENCE		2-0-1		0-0-0		1-0-0							
4-0-1		0-0-0		3-0-0		HOME		1-0-1		0-0-0		0-0-0							
3-1-0		1-1-0		0-0-0		AWAY		1-0-0		0-0-0		1-0-0							
0-0-0		0-0-0		0-0-0		NEUTRAL		0-0-0		0-0-0		0-0-0							
RPI S	Opponent	Score		RPI S	Opponent	Score		RPI S	Opponent	Score		RPI S	Opponent	Score					
2 H	North Carolina	2	0	34 H	Alabama	1	0	54 A	Baylor	2	0	119 H	Lamar University	7	0				
12 A	South Carolina	0	1	42 H	Vanderbilt	1	0	65 H	Georgia	1	1	124 N	Southeast Mo. St.	5	0				
20 A	Texas A&M	3	1	50 H	Ole Miss	3	0	67 H	Oklahoma	0	1	146 N	Minnesota	1	1				
								70 H	Mississippi St.	6	1	158 A	LSU	4	0				
								81 A	Auburn	5	0	194 H	McNeese	7	0				
								89 A	UNC Greensboro	3	0								
				LAST 10 GAMES															
				65 H	Georgia	1	1	50 H	Ole Miss	3	0								
				81 A	Auburn	5	0	12 A	South Carolina	0	1								
				20 A	Texas A&M	3	1	42 H	Vanderbilt	1	0								
				70 H	Mississippi St.	6	1	34 H	Alabama	1	0								
				158 A	LSU	4	0	2 H	North Carolina	2	0								

Non-Div. I Games:

Arkansas

Average RPI Win: 124		WON-LOST RECORD	WINNING PCT. RANK		LAST 10 GAMES	STRENGTH OF SCHEDULE	OPP. STRENGTH OF SCHEDULE	TEAM RPI	ADJ RPI		CONF. RPI	ADJ CONF. RPI			
Average RPI Loss: 83															
DIV. I ONLY		12-1-1	.89286	7	9-1-0	38	72	7	.65929	7	5	5			
DIV. I NON-CONF.		7-1-1	.83333	31	4-1-0	73	58	22	.63433	23	6	6			
TOTALS		RPI 1-25	RPI 26-50		W-L RECORDS		RPI 51-100		RPI 101-150		RPI 150+				
12-1-1	1-0-1		1-0-0		OVERALL		3-1-0		3-0-0		4-0-0				
9-0-0	1-0-0		0-0-0		HOME		2-0-0		3-0-0		3-0-0				
3-1-1	0-0-1		1-0-0		AWAY		1-1-0		0-0-0		1-0-0				
0-0-0	0-0-0		0-0-0		NEUTRAL		0-0-0		0-0-0		0-0-0				
7-1-1	1-0-1		0-0-0		NON-CONFERENCE		1-1-0		2-0-0		3-0-0				
7-0-0	1-0-0		0-0-0		HOME		1-0-0		2-0-0		3-0-0				
0-1-1	0-0-1		0-0-		AWAY		0-1-0		0-0-0		0-0-0				
0-0-0	0-0-0		0-0-0		NEUTRAL		0-0-0		0-0-0		0-0-0				
5-0-0	0-0-0		1-0-0		CONFERENCE		2-0-0		1-0-0		1-0-0				
2-0-0	0-0-0		0-0-0		HOME		1-0-0		1-0-0		0-0-0				
3-0-0	0-0-0		1-0-0		AWAY		1-0-0		0-0-0		1-0-0				
0-0-0	0-0-0		0-0-0		NEUTRAL		0-0-0		0-0-0		0-0-0				
RPI S	Opponent	Score		RPI S	Opponent	Score		RPI S	Opponent	Score		RPI S	Opponent	Score	
20 A	Texas A&M	0	0	41 A	Harvard	4	2	61 A	Columbia	2	0	106 H	Dartmouth	2	1
22 H	Hofstra	2	1					68 H	Providence	1	0	116 H	Fairfield	5	0
								75 H	Princeton	1	0	126 H	UConn	2	0
								83 A	Villanova	0	1	201 A	Cornell	2	0
												205 H	UMass Lowell	4	0
												207 H	Hartford	1	0
												265 H	Vermont	2	0
				LAST 10 GAMES											
				201 A Cornell				2	0	106 H Dartmouth				2	1
				265 H Vermont				2	0	83 A Villanova				0	1
				41 A Harvard				4	2	116 H Fairfield				5	0
				75 H Princeton				1	0	68 H Providence				1	0
				61 A Columbia				2	0	207 H Hartford				1	0

Non-Div. I Games:

Brown

Average RPI Win:	106	WON-LOST RECORD	WINNING PCT. RANK	LAST 10 GAMES	STRENGTH OF SCHEDULE	OPP. STRENGTH OF SCHEDULE	TEAM RPI	ADJ RPI	CONF. RPI	ADJ CONF. RPI					
Average RPI Loss:	8														
DIV. I ONLY		13-2-2	.82353	14	9-0-1	26	61	8	.6513	8	6	6			
DIV. I NON-CONF.		4-2-1	.64286	90	0	10	95	33	.61862	34	5	5			
<hr/>															
TOTALS	RPI 1-25	RPI 26-50		W-L RECORDS		RPI 51-100		RPI 101-150		RPI 150+					
13-2-2	1-2-0	2-0-1		OVERALL		3-0-1		6-0-0		1-0-0					
7-0-1	0-0-0	2-0-1		HOME		1-0-0		3-0-0		1-0-0					
6-2-1	1-2-0	0-0-0		AWAY		2-0-1		3-0-0		0-0-0					
0-0-0	0-0-0	0-0-0		NEUTRAL		0-0-0		0-0-0		0-0-0					
4-2-1	0-2-0	0-0-0		NON-CONFERENCE		1-0-1		2-0-0		1-0-0					
3-0-0	0-0-0	0-0-0		HOME		1-0-0		1-0-0		1-0-0					
1-2-1	0-2-0	0-0-		AWAY		0-0-1		1-0-0		0-0-0					
0-0-0	0-0-0	0-0-0		NEUTRAL		0-0-0		0-0-0		0-0-0					
9-0-1	1-0-0	2-0-1		CONFERENCE		2-0-0		4-0-0		0-0-0					
4-0-1	0-0-0	2-0-1		HOME		0-0-0		2-0-0		0-0-0					
5-0-0	1-0-0	0-0-0		AWAY		2-0-0		2-0-0		0-0-0					
0-0-0	0-0-0	0-0-0		NEUTRAL		0-0-0		0-0-0		0-0-0					
RPI	S	Opponent	Score	RPI	S	Opponent	Score	RPI	S	Opponent	Score				
4	A	Florida St.	0 1	30	H	Michigan	2 0	66	H	Butler	2 1	103	A	Maryland	3 0
11	A	UCLA	0 1	38	H	Iowa	2 2	73	A	Illinois	1 0	108	A	UCF	1 0
13	A	Rutgers	2 1	40	H	Penn St.	1 0	76	A	Loyola Chicago	1 1	134	H	Nebraska	2 0
								85	A	Purdue	1 0	139	A	Northwestern	3 1
												143	H	Marquette	1 0
												146	H	Minnesota	1 0
												293	H	Green Bay	2 0
				LAST 10 GAMES											
				139	A	Northwestern	3 1	85	A	Purdue	1 0				
				73	A	Illinois	1 0	30	H	Michigan	2 0				
				134	H	Nebraska	2 0	40	H	Penn St.	1 0				
				38	H	Iowa	2 2	13	A	Rutgers	2 1				
				146	H	Minnesota	1 0	103	A	Maryland	3 0				

Non-Div. I Games:

Wisconsin

Average RPI Win: 86		WON-LOST RECORD		WINNING PCT. RANK		LAST 10 GAMES		STRENGTH OF SCHEDULE		OPP. STRENGTH OF SCHEDULE		TEAM RPI		ADJ RPI		CONF. RPI		ADJ CONF. RPI	
DIV. I ONLY		11-4-2		.70588 52		4-4-2		7		10		10		.65101 9		2		2	
DIV. I NON-CONF.		8-0-0		1 1		1-0-0		36		33		1		.70125 1		2		2	
TOTALS		RPI 1-25		RPI 26-50		W-L RECORDS		RPI 51-100		RPI 101-150		RPI 150+							
11-4-2		0-3-1		3-1-1		OVERALL		5-0-0		2-0-0		1-0-0							
7-1-1		0-1-1		3-0-0		HOME		2-0-0		2-0-0		0-0-0							
2-3-1		0-2-0		0-1-1		AWAY		2-0-0		0-0-0		0-0-0							
2-0-0		0-0-0		0-0-0		NEUTRAL		1-0-0		0-0-0		1-0-0							
8-0-0		0-0-0		2-0-0		NON-CONFERENCE		4-0-0		1-0-0		1-0-0							
4-0-0		0-0-0		2-0-0		HOME		1-0-0		1-0-0		0-0-0							
2-0-0		0-0-0		0-0-		AWAY		2-0-0		0-0-0		0-0-0							
2-0-0		0-0-0		0-0-0		NEUTRAL		1-0-0		0-0-0		1-0-0							
3-4-2		0-3-1		1-1-1		CONFERENCE		1-0-0		1-0-0		0-0-0							
3-1-1		0-1-1		1-0-0		HOME		1-0-0		1-0-0		0-0-0							
0-3-1		0-2-0		0-1-1		AWAY		0-0-0		0-0-0		0-0-0							
0-0-0		0-0-0		0-0-0		NEUTRAL		0-0-0		0-0-0		0-0-0							
RPI	S	Opponent		Score	RPI	S	Opponent		Score	RPI	S	Opponent		Score	RPI	S	Opponent		Score
2	A	North Carolina		0 2	29	A	Clemson		1 3	57	H	Boston College		2 1	113	H	Miami (FL)		2 0
3	A	Virginia		0 2	31	A	NC State		1 1	65	A	Georgia		2 0	131	H	Cincinnati		2 0
4	H	Florida St.		2 3	34	H	Alabama		2 0	79	A	UNCW		1 0	209	N	Col. of Charleston		1 0
14	H	Duke		0 0	39	H	Yale		2 1	81	N	Auburn		3 1					
					47	H	Wake Forest		1 0	96	H	Liberty		3 0					
LAST 10 GAMES																			
2	A	North Carolina		0 2	14	H	Duke		0 0	29	A	Clemson		1 3	3	A	Virginia		0 2
57	H	Boston College		2 1	113	H	Miami (FL)		2 0	79	A	UNCW		1 0					
47	H	Wake Forest		1 0															
31	A	NC State		1 1															
4	H	Florida St.		2 3															

Non-Div. I Games:

Virginia Tech

Average RPI Win: 79		WON-LOST	WINNING	LAST 10	STRENGTH OF		OPP. STRENGTH	TEAM	ADJ	CONF.	ADJ CONF.
Average RPI Loss: 15		RECORD	PCT. RANK	GAMES	SCHEDULE		OF SCHEDULE	RPI	RPI	RPI	RPI
DIV. I ONLY		10-4-2	.6875	62	8-2-0		1	18	9	.64693	10
DIV. I NON-CONF.		4-2-2	.625	97	2-0-0		40	32	48	.59948	47
TOTALS		RPI 1-25	RPI 26-50		W-L RECORDS		RPI 51-100		RPI 101-150		RPI 150+
10-4-2		1-3-0	3-1-1		OVERALL		2-0-0		3-0-0		1-0-1
4-1-2		0-1-0	1-0-1		HOME		1-0-0		2-0-0		0-0-1
5-3-0		1-2-0	2-1-0		AWAY		1-0-0		0-0-0		1-0-0
1-0-0		0-0-0	0-0-0		NEUTRAL		0-0-0		1-0-0		0-0-0
4-2-2		0-1-0	0-1-1		NON-CONFERENCE		1-0-0		2-0-0		1-0-1
1-1-2		0-1-0	0-0-1		HOME		0-0-0		1-0-0		0-0-1
2-1-0		0-0-0	0-0-		AWAY		1-0-0		0-0-0		1-0-0
1-0-0		0-0-0	0-0-0		NEUTRAL		0-0-0		1-0-0		0-0-0
6-2-0		1-2-0	3-0-0		CONFERENCE		1-0-0		1-0-0		0-0-0
3-0-0		0-0-0	1-0-0		HOME		1-0-0		1-0-0		0-0-0
3-2-0		1-2-0	2-0-0		AWAY		0-0-0		0-0-0		0-0-0
0-0-0		0-0-0	0-0-0		NEUTRAL		0-0-0		0-0-0		0-0-0
RPI S	Opponent	Score	RPI S	Opponent	Score	RPI S	Opponent	Score	RPI S	Opponent	Score
1 A	Stanford	0 4	28 H	Arizona	3 2	51 A	TCU	3 1	102 N	Denver	1 0
2 H	North Carolina	2 3	32 A	California	1 0	59 H	Oregon	2 1	115 H	New Mexico	2 1
5 A	Southern California	2 0	43 A	Oregon St.	2 1				133 H	Arizona St.	1 0
11 A	UCLA	0 1	44 H	Portland	0 0				156 H	Seattle U	0 0
			46 A	Texas	0 2				221 A	Cal Poly	5 0
LAST 10 GAMES											
5 A	Southern California	2 0	1 A	Stanford	0 4						
11 A	UCLA	0 1	32 A	California	1 0						
43 A	Oregon St.	2 1	59 H	Oregon	2 1						
28 H	Arizona	3 2	221 A	Cal Poly	5 0						
133 H	Arizona St.	1 0	51 A	TCU	3 1						

Non-Div. I Games:

Washington

Average RPI Win:		92	WON-LOST RECORD		WINNING PCT. RANK		LAST 10 GAMES		STRENGTH OF SCHEDULE		OPP. STRENGTH OF SCHEDULE		TEAM RPI		ADJ RPI		CONF. RPI		ADJ CONF. RPI					
DIV. I ONLY			12-1-3		.84375		10		6-1-3		71		7		13		.64558		12		3		3	
DIV. I NON-CONF.			6-1-0		.85714		28		0-1-0		197		4		44		.60738		40		3		3	
TOTALS		RPI 1-25		RPI 26-50				W-L RECORDS				RPI 51-100				RPI 101-150				RPI 150+				
12-1-3		1-0-1		4-1-2				OVERALL				4-0-0				0-0-0				3-0-0				
6-0-2		1-0-0		3-0-2				HOME				1-0-0				0-0-0				1-0-0				
5-1-1		0-0-1		1-1-0				AWAY				2-0-0				0-0-0				2-0-0				
1-0-0		0-0-0		0-0-0				NEUTRAL				1-0-0				0-0-0				0-0-0				
6-1-0		0-0-0		2-1-0				NON-CONFERENCE				2-0-0				0-0-0				2-0-0				
3-0-0		0-0-0		2-0-0				HOME				0-0-0				0-0-0				1-0-0				
2-1-0		0-0-0		0-0-				AWAY				1-0-0				0-0-0				1-0-0				
1-0-0		0-0-0		0-0-0				NEUTRAL				1-0-0				0-0-0				0-0-0				
6-0-3		1-0-1		2-0-2				CONFERENCE				2-0-0				0-0-0				1-0-0				
3-0-2		1-0-0		1-0-2				HOME				1-0-0				0-0-0				0-0-0				
3-0-1		0-0-1		1-0-0				AWAY				1-0-0				0-0-0				1-0-0				
0-0-0		0-0-0		0-0-0				NEUTRAL				0-0-0				0-0-0				0-0-0				
RPI	S	Opponent		Score		RPI	S	Opponent		Score		RPI	S	Opponent		Score		RPI	S	Opponent		Score		
6	H	Arkansas		1 0		29	A	Clemson		0 1		60	N	DePaul		1 0		164	H	William & Mary		3 0		
21	A	Florida		1 1		31	H	NC State		2 1		65	H	Georgia		3 0		169	A	Kentucky		1 0		
						34	A	Alabama		5 2		85	A	Purdue		2 0		318	A	Jacksonville		6 0		
						37	H	Notre Dame		2 1		87	A	Missouri		1 0								
						42	H	Vanderbilt		0 0														
						48	H	Tennessee		1 1														
						50	H	Ole Miss		2 0														
						LAST 10 GAMES																		
						21	A	Florida		1 1		87	A	Missouri		1 0								
						50	H	Ole Miss		2 0		6	H	Arkansas		1 0								
						48	H	Tennessee		1 1		34	A	Alabama		5 2								
						42	H	Vanderbilt		0 0		65	H	Georgia		3 0								
						169	A	Kentucky		1 0		29	A	Clemson		0 1								

Non-Div. I Games:

South Carolina

Average RPI Win:	96	WON-LOST	WINNING	LAST 10	STRENGTH OF	OPP. STRENGTH	TEAM	ADJ	CONF.	ADJ CONF.	
Average RPI Loss:	56	RECORD	PCT. RANK	GAMES	SCHEDULE	OF SCHEDULE	RPI	RPI	RPI	RPI	
DIV. I ONLY	14-2-2	.83333	12	7-2-1	51	46	15	.64522	13	6	6
DIV. I NON-CONF.	6-0-1	.92857	10	0	38	39	3	.68071	4	5	5
<hr/>											
TOTALS	RPI 1-25	RPI 26-50		W-L RECORDS		RPI 51-100		RPI 101-150		RPI 150+	
14-2-2	1-1-0	4-0-0		OVERALL		4-0-1		2-1-1		3-0-0	
9-2-0	1-1-0	1-0-0		HOME		3-0-0		2-1-0		2-0-0	
5-0-2	0-0-0	3-0-0		AWAY		1-0-1		0-0-1		1-0-0	
0-0-0	0-0-0	0-0-0		NEUTRAL		0-0-0		0-0-0		0-0-0	
<hr/>											
6-0-1	1-0-0	1-0-0		NON-CONFERENCE		2-0-1		0-0-0		2-0-0	
5-0-0	1-0-0	1-0-0		HOME		1-0-0		0-0-0		2-0-0	
1-0-1	0-0-0	0-0-		AWAY		1-0-1		0-0-0		0-0-0	
0-0-0	0-0-0	0-0-0		NEUTRAL		0-0-0		0-0-0		0-0-0	
<hr/>											
8-2-1	0-1-0	3-0-0		CONFERENCE		2-0-0		2-1-1		1-0-0	
4-2-0	0-1-0	0-0-0		HOME		2-0-0		2-1-0		0-0-0	
4-0-1	0-0-0	3-0-0		AWAY		0-0-0		0-0-1		1-0-0	
0-0-0	0-0-0	0-0-0		NEUTRAL		0-0-0		0-0-0		0-0-0	
<hr/>											
RPI S	Opponent	Score		RPI S	Opponent	Score		RPI S	Opponent	Score	
8 H	Wisconsin	1	2	30 A	Michigan	1	0	68 H	Providence	1	0
22 H	Hofstra	4	1	38 A	Iowa	1	0	75 A	Princeton	0	0
				40 A	Penn St.	3	2	80 A	Delaware	1	0
				48 H	Tennessee	1	0	85 H	Purdue	1	0
								93 H	Indiana	1	0
<hr/>											
LAST 10 GAMES											
162 A Michigan St.				3	2	38 A Iowa				1	0
30 A Michigan				1	0	139 H Northwestern				2	0
93 H Indiana				1	0	40 A Penn St.				3	2
85 H Purdue				1	0	103 H Maryland				1	2
134 A Nebraska				1	1	8 H Wisconsin				1	2

Non-Div. I Games:

Rutgers

Duke				Through Games Of Oct. 27, 2019											
Average RPI Win: 119		WON-LOST	WINNING	LAST 10	STRENGTH OF		OPP. STRENGTH	TEAM	ADJ		CONF.	ADJ CONF.			
Average RPI Loss: 2		RECORD	PCT. RANK	GAMES	SCHEDULE		OF SCHEDULE	RPI	RPI		RPI	RPI			
DIV. I ONLY		8-1-7	.71875	47	4-0-6		15	4	11	.64466	14	2	2		
DIV. I NON-CONF.		5-0-1	.91667	13	1-0-0		181	6	27	.62617	27	2	2		
TOTALS		RPI 1-25	RPI 26-50		W-L RECORDS		RPI 51-100		RPI 101-150		RPI 150+				
8-1-7		1-1-4	2-0-3		OVERALL		1-0-0		0-0-0		4-0-0				
6-0-4		1-0-1	1-0-3		HOME		0-0-0		0-0-0		4-0-0				
1-1-3		0-1-3	1-0-0		AWAY		0-0-0		0-0-0		0-0-0				
1-0-0		0-0-0	0-0-0		NEUTRAL		1-0-0		0-0-0		0-0-0				
5-0-1		1-0-0	0-0-1		NON-CONFERENCE		1-0-0		0-0-0		3-0-0				
4-0-1		1-0-0	0-0-1		HOME		0-0-0		0-0-0		3-0-0				
0-0-0		0-0-0	0-0-		AWAY		0-0-0		0-0-0		0-0-0				
1-0-0		0-0-0	0-0-0		NEUTRAL		1-0-0		0-0-0		0-0-0				
3-1-6		0-1-4	2-0-2		CONFERENCE		0-0-0		0-0-0		1-0-0				
2-0-3		0-0-1	1-0-2		HOME		0-0-0		0-0-0		1-0-0				
1-1-3		0-1-3	1-0-0		AWAY		0-0-0		0-0-0		0-0-0				
0-0-0		0-0-0	0-0-0		NEUTRAL		0-0-0		0-0-0		0-0-0				
RPI S	Opponent	Score		RPI S	Opponent	Score		RPI S	Opponent	Score		RPI S	Opponent	Score	
2 A	North Carolina	0	2	29 H	Clemson	4	1	71 N	La Salle	2	0	158 H	LSU	6	0
2 H	North Carolina	0	0	31 H	NC State	1	1					181 H	UNLV	3	0
3 A	Virginia	0	0	35 H	Georgetown	0	0					188 H	James Madison	6	0
9 A	Virginia Tech	0	0	37 H	Notre Dame	1	1					250 H	Syracuse	4	1
18 A	Louisville	1	1	47 A	Wake Forest	3	2								
24 H	Santa Clara	3	2												
				LAST 10 GAMES											
				250 H	Syracuse	4	1	9 A	Virginia Tech	0	0				
				37 H	Notre Dame	1	1	3 A	Virginia	0	0				
				18 A	Louisville	1	1	47 A	Wake Forest	3	2				
				29 H	Clemson	4	1	31 H	NC State	1	1				
				2 H	North Carolina	0	0	188 H	James Madison	6	0				

Non-Div. I Games:

Duke

Average RPI Win: 104		WON-LOST	WINNING	LAST 10	STRENGTH OF		OPP. STRENGTH	TEAM	ADJ		CONF.	ADJ CONF.	
Average RPI Loss: 83		RECORD	PCT. RANK	GAMES	SCHEDULE		OF SCHEDULE	RPI	RPI		RPI	RPI	
DIV. I ONLY		13-2-2	.82353	14	7-1-2		44	42	14	.64248	15	4	4
DIV. I NON-CONF.		8-1-0	.88889	16	2-0-0		71	75	14	.64567	14	4	4
TOTALS		RPI 1-25	RPI 26-50		W-L RECORDS		RPI 51-100		RPI 101-150		RPI 150+		
13-2-2		1-0-1	3-0-0		OVERALL		3-1-1		2-1-0		4-0-0		
5-1-2		1-0-1	0-0-0		HOME		1-1-1		2-0-0		1-0-0		
6-1-0		0-0-0	3-0-0		AWAY		2-0-0		0-1-0		1-0-0		
2-0-0		0-0-0	0-0-0		NEUTRAL		0-0-0		0-0-0		2-0-0		
8-1-0		0-0-0	1-0-0		NON-CONFERENCE		2-0-0		2-1-0		3-0-0		
4-0-0		0-0-0	0-0-0		HOME		1-0-0		2-0-0		1-0-0		
2-1-0		0-0-0	1-0-		AWAY		1-0-0		0-1-0		0-0-0		
2-0-0		0-0-0	0-0-0		NEUTRAL		0-0-0		0-0-0		2-0-0		
5-1-2		1-0-1	2-0-0		CONFERENCE		1-1-1		0-0-0		1-0-0		
1-1-2		1-0-1	0-0-0		HOME		0-1-1		0-0-0		0-0-0		
4-0-0		0-0-0	2-0-0		AWAY		1-0-0		0-0-0		1-0-0		
0-0-0		0-0-0	0-0-0		NEUTRAL		0-0-0		0-0-0		0-0-0		
RPI S	Opponent	Score	RPI S	Opponent	Score	RPI S	Opponent	Score	RPI S	Opponent	Score		
16 H	Oklahoma St.	1 0	27 A	South Fla.	2 1	51 H	TCU	1 2	115 A	New Mexico	0 1		
19 H	Kansas	0 0	33 A	West Virginia	1 0	54 A	Baylor	2 0	118 H	Arkansas St.	1 0		
			46 A	Texas	2 1	64 H	North Texas	4 0	120 H	Abilene Christian	3 0		
						67 H	Oklahoma	1 1	167 H	Oral Roberts	4 0		
						99 A	San Diego St.	6 1	192 N	UC Irvine	4 2		
									203 A	Iowa St.	1 0		
									213 N	LMU (CA)	3 1		
LAST 10 GAMES													
46 A	Texas	2 1	203 A	Iowa St.	1 0								
54 A	Baylor	2 0	67 H	Oklahoma	1 1								
51 H	TCU	1 2	16 H	Oklahoma St.	1 0								
19 H	Kansas	0 0	27 A	South Fla.	2 1								
33 A	West Virginia	1 0	192 N	UC Irvine	4 2								

Non-Div. I Games:

Texas Tech

Average RPI Win: 116		WON-LOST RECORD		WINNING PCT. RANK		LAST 10 GAMES		STRENGTH OF SCHEDULE		OPP. STRENGTH OF SCHEDULE		TEAM RPI		ADJ RPI		CONF. RPI		ADJ CONF. RPI	
DIV. I ONLY		13-1-3		.85294 9		7-1-2		70		36		16		.64085 16		4		4	
DIV. I NON-CONF.		7-0-1		.9375 7		1-0-1		70		92		8		.65811 9		4		4	
TOTALS		RPI 1-25		RPI 26-50		W-L RECORDS		RPI 51-100		RPI 101-150		RPI 150+							
13-1-3		1-1-0		4-0-0		OVERALL		1-0-3		2-0-0		5-0-0							
8-0-1		1-0-0		1-0-0		HOME		1-0-1		1-0-0		4-0-0							
5-1-2		0-1-0		3-0-0		AWAY		0-0-2		1-0-0		1-0-0							
0-0-0		0-0-0		0-0-0		NEUTRAL		0-0-0		0-0-0		0-0-0							
7-0-1		0-0-0		2-0-0		NON-CONFERENCE		0-0-1		2-0-0		3-0-0							
5-0-1		0-0-0		1-0-0		HOME		0-0-1		1-0-0		3-0-0							
2-0-0		0-0-0		1-0-		AWAY		0-0-0		1-0-0		0-0-0							
0-0-0		0-0-0		0-0-0		NEUTRAL		0-0-0		0-0-0		0-0-0							
6-1-2		1-1-0		2-0-0		CONFERENCE		1-0-2		0-0-0		2-0-0							
3-0-0		1-0-0		0-0-0		HOME		1-0-0		0-0-0		1-0-0							
3-1-2		0-1-0		2-0-0		AWAY		0-0-2		0-0-0		1-0-0							
0-0-0		0-0-0		0-0-0		NEUTRAL		0-0-0		0-0-0		0-0-0							
RPI S	Opponent	Score		RPI S	Opponent	Score		RPI S	Opponent	Score		RPI S	Opponent	Score					
15 A	Texas Tech	0	1	33 A	West Virginia	2	1	51 A	TCU	1	1	111 H	Kennesaw St.	3	0				
19 H	Kansas	5	2	40 A	Penn St.	2	1	67 A	Oklahoma	2	2	119 A	Lamar University	3	0				
				45 H	Saint Louis	2	0	67 H	Oklahoma	3	1	167 H	Oral Roberts	4	0				
				46 A	Texas	2	0	69 H	SMU	2	2	186 H	Kansas St.	2	1				
												203 A	Iowa St.	3	0				
												217 H	Omaha	1	0				
												258 H	Central Ark.	5	0				
LAST 10 GAMES																			
				67 H	Oklahoma	3	1	19 H	Kansas	5	2								
				203 A	Iowa St.	3	0	51 A	TCU	1	1								
				33 A	West Virginia	2	1	15 A	Texas Tech	0	1								
				46 A	Texas	2	0	69 H	SMU	2	2								
				186 H	Kansas St.	2	1	111 H	Kennesaw St.	3	0								

Non-Div. I Games:

Oklahoma St.

Average RPI Win:		131	WON-LOST RECORD		WINNING PCT. RANK		LAST 10 GAMES		STRENGTH OF SCHEDULE		OPP. STRENGTH OF SCHEDULE		TEAM RPI		ADJ RPI		CONF. RPI		ADJ CONF. RPI					
DIV. I ONLY			12-2-2		.8125		18		6-2-2		53		41		17		.6345		18		2		2	
DIV. I NON-CONF.			7-0-0		1		1		1-0-0		140		124		15		.6415		18		2		2	
TOTALS		RPI 1-25		RPI 26-50		W-L RECORDS		RPI 51-100		RPI 101-150		RPI 150+												
12-2-2		0-2-1		4-0-1		OVERALL		2-0-0		1-0-0		5-0-0												
8-1-1		0-1-1		4-0-0		HOME		1-0-0		0-0-0		3-0-0												
4-1-1		0-1-0		0-0-1		AWAY		1-0-0		1-0-0		2-0-0												
0-0-0		0-0-0		0-0-0		NEUTRAL		0-0-0		0-0-0		0-0-0												
7-0-0		0-0-0		2-0-0		NON-CONFERENCE		1-0-0		0-0-0		4-0-0												
6-0-0		0-0-0		2-0-0		HOME		1-0-0		0-0-0		3-0-0												
1-0-0		0-0-0		0-0-		AWAY		0-0-0		0-0-0		1-0-0												
0-0-0		0-0-0		0-0-0		NEUTRAL		0-0-0		0-0-0		0-0-0												
5-2-2		0-2-1		2-0-1		CONFERENCE		1-0-0		1-0-0		1-0-0												
2-1-1		0-1-1		2-0-0		HOME		0-0-0		0-0-0		0-0-0												
3-1-1		0-1-0		0-0-1		AWAY		1-0-0		1-0-0		1-0-0												
0-0-0		0-0-0		0-0-0		NEUTRAL		0-0-0		0-0-0		0-0-0												
RPI	S	Opponent		Score		RPI	S	Opponent		Score		RPI	S	Opponent		Score								
2	H	North Carolina		0 3		29	H	Clemson		1 0		57	A	Boston College		2 1								
3	A	Virginia		0 3		37	A	Notre Dame		0 0		93	H	Indiana		1 0								
14	H	Duke		1 1		42	H	Vanderbilt		1 0														
						45	H	Saint Louis		1 0														
						47	H	Wake Forest		2 1														

Non-Div. I Games:

Louisville

Florida

Florida

H
o
f
f
s
t
r
aH
o
f
f
s
t
r
a

Hofstra

Average RPI Win:	128	WON-LOST RECORD	WINNING PCT. RANK	LAST 10 GAMES	STRENGTH OF SCHEDULE	OPP. STRENGTH OF SCHEDULE	TEAM RPI	ADJ RPI	CONF. RPI	ADJ CONF. RPI		
DIV. I ONLY		13-3-1	.79412	22	8-1-1	62	76	23	.62114	23	10	10
DIV. I NON-CONF.		6-2-0	.75	49	1-0-0	46	41	25	.62461	28	11	11
<hr/>												
TOTALS	RPI 1-25	RPI 26-50		W-L RECORDS		RPI 51-100		RPI 101-150		RPI 150+		
13-3-1	0-2-0	0-0-0		OVERALL		5-0-1		5-1-0		3-0-0		
9-1-0	0-1-0	0-0-0		HOME		4-0-0		3-0-0		2-0-0		
4-2-1	0-1-0	0-0-0		AWAY		1-0-1		2-1-0		1-0-0		
0-0-0	0-0-0	0-0-0		NEUTRAL		0-0-0		0-0-0		0-0-0		
6-2-0	0-2-0	0-0-0		NON-CONFERENCE		2-0-0		3-0-0		1-0-0		
5-1-0	0-1-0	0-0-0		HOME		2-0-0		2-0-0		1-0-0		
1-1-0	0-1-0	0-0-		AWAY		0-0-0		1-0-0		0-0-0		
0-0-0	0-0-0	0-0-0		NEUTRAL		0-0-0		0-0-0		0-0-0		
7-1-1	0-0-0	0-0-0		CONFERENCE		3-0-1		2-1-0		2-0-0		
4-0-0	0-0-0	0-0-0		HOME		2-0-0		1-0-0		1-0-0		
3-1-1	0-0-0	0-0-0		AWAY		1-0-1		1-1-0		1-0-0		
0-0-0	0-0-0	0-0-0		NEUTRAL		0-0-0		0-0-0		0-0-0		
RPI	S	Opponent	Score	RPI	S	Opponent	Score	RPI	S	Opponent	Score	
19	A	Kansas	0 1					56	H	Ball St.	1 0	
21	H	Florida	2 3					64	H	North Texas	1 0	
								74	H	Rice	3 2	
								94	A	Old Dominion	1 1	
								95	H	Creighton	1 0	
								97	A	UAB	2 1	

Non-Div. I Games:

Fla. Atlantic

Average RPI Win: 152		WON-LOST RECORD		WINNING PCT. RANK		LAST 10 GAMES		STRENGTH OF SCHEDULE		OPP. STRENGTH OF SCHEDULE		TEAM RPI		ADJ RPI		CONF. RPI		ADJ CONF. RPI	
DIV. I ONLY		15-1-1		.91176 3		9-0-1		156		74		26		.61731 25		9		9	
DIV. I NON-CONF.		8-1-0		.88889 16		2-0-0		222		43		52		.59588 50		9		9	
TOTALS		RPI 1-25		RPI 26-50		W-L RECORDS		RPI 51-100		RPI 101-150		RPI 150+							
15-1-1		0-1-0		2-0-0		OVERALL		3-0-0		3-0-0		7-0-1							
9-0-0		0-0-0		1-0-0		HOME		2-0-0		1-0-0		5-0-0							
6-1-1		0-1-0		1-0-0		AWAY		1-0-0		2-0-0		2-0-1							
0-0-0		0-0-0		0-0-0		NEUTRAL		0-0-0		0-0-0		0-0-0							
8-1-0		0-1-0		1-0-0		NON-CONFERENCE		2-0-0		0-0-0		5-0-0							
5-0-0		0-0-0		1-0-0		HOME		1-0-0		0-0-0		3-0-0							
3-1-0		0-1-0		0-0-		AWAY		1-0-0		0-0-0		2-0-0							
0-0-0		0-0-0		0-0-0		NEUTRAL		0-0-0		0-0-0		0-0-0							
7-0-1		0-0-0		1-0-0		CONFERENCE		1-0-0		3-0-0		2-0-1							
4-0-0		0-0-0		0-0-0		HOME		1-0-0		1-0-0		2-0-0							
3-0-1		0-0-0		1-0-0		AWAY		0-0-0		2-0-0		0-0-1							
0-0-0		0-0-0		0-0-0		NEUTRAL		0-0-0		0-0-0		0-0-0							
RPI S	Opponent	Score		RPI S	Opponent	Score		RPI S	Opponent	Score		RPI S	Opponent	Score					
19 A	Kansas	1	2	27 A	South Fla.	2	1	64 H	North Texas	1	0	108 A	UCF	1	0				
				50 H	Ole Miss	3	1	69 H	SMU	2	1	126 H	UConn	5	0				
								70 A	Mississippi St.	4	0	131 A	Cincinnati	3	0				
												173 A	East Carolina	1	1				
												203 H	Iowa St.	3	0				
												216 H	Little Rock	6	0				
												217 A	Omaha	1	0				
												222 H	Houston	4	1				
												227 H	Temple	2	0				
												258 A	Central Ark.	2	0				
												290 H	Southeastern La.	6	0				
				LAST 10 GAMES															
				69 H	SMU	2	1	126 H	UConn	5	0								
				222 H	Houston	4	1	27 A	South Fla.	2	1								
				173 A	East Carolina	1	1	108 A	UCF	1	0								
				131 A	Cincinnati	3	0	203 H	Iowa St.	3	0								
				227 H	Temple	2	0	258 A	Central Ark.	2	0								

Non-Div. I Games:

Memphis

Average RPI Win: 116		WON-LOST	WINNING	LAST 10	STRENGTH OF		OPP. STRENGTH	TEAM	ADJ		CONF.	ADJ CONF.	
Average RPI Loss: 15		RECORD	PCT. RANK	GAMES	SCHEDULE		OF SCHEDULE	RPI	RPI		RPI	RPI	
DIV. I ONLY		10-5-1	.65625	78	5-4-1		16	43	24	.61588	26	1	1
DIV. I NON-CONF.		7-1-0	.875	22	2-0-0		107	98	24	.62657	25	1	1
TOTALS		RPI 1-25	RPI 26-50		W-L RECORDS		RPI 51-100		RPI 101-150		RPI 150+		
10-5-1		0-3-0	3-2-0		OVERALL		2-0-0		1-0-1		4-0-0		
4-2-1		0-0-0	1-2-0		HOME		0-0-0		0-0-1		3-0-0		
5-3-0		0-3-0	1-0-0		AWAY		2-0-0		1-0-0		1-0-0		
1-0-0		0-0-0	1-0-0		NEUTRAL		0-0-0		0-0-0		0-0-0		
7-1-0		0-0-0	1-1-0		NON-CONFERENCE		1-0-0		1-0-0		4-0-0		
3-1-0		0-0-0	0-1-0		HOME		0-0-0		0-0-0		3-0-0		
3-0-0		0-0-0	0-0-		AWAY		1-0-0		1-0-0		1-0-0		
1-0-0		0-0-0	1-0-0		NEUTRAL		0-0-0		0-0-0		0-0-0		
3-4-1		0-3-0	2-1-0		CONFERENCE		1-0-0		0-0-1		0-0-0		
1-1-1		0-0-0	1-1-0		HOME		0-0-0		0-0-1		0-0-0		
2-3-0		0-3-0	1-0-0		AWAY		1-0-0		0-0-0		0-0-0		
0-0-0		0-0-0	0-0-0		NEUTRAL		0-0-0		0-0-0		0-0-0		
RPI S	Opponent	Score	RPI S	Opponent	Score	RPI S	Opponent	Score	RPI S	Opponent	Score		
1 A	Stanford	0 5	28 H	Arizona	0 1	59 A	Oregon	1 0	133 H	Arizona St.	0 0		
5 A	Southern California	0 3	30 H	Michigan	1 2	84 A	Gonzaga	1 0	140 A	Hawaii	1 0		
11 A	UCLA	1 2	32 A	California	1 0				156 A	Seattle U	4 0		
			43 H	Oregon St.	2 1				188 H	James Madison	6 3		
			49 N	Pepperdine	2 1				197 H	Montana	6 0		
									213 H	LMU (CA)	2 1		
LAST 10 GAMES													
11 A	UCLA	1 2	32 A	California	1 0								
5 A	Southern California	0 3	1 A	Stanford	0 5								
59 A	Oregon	1 0	43 H	Oregon St.	2 1								
133 H	Arizona St.	0 0	49 N	Pepperdine	2 1								
28 H	Arizona	0 1	140 A	Hawaii	1 0								

Non-Div. I Games:

Washington St.

Average RPI Win:		137	WON-LOST		WINNING		LAST 10		STRENGTH OF		OPP. STRENGTH		TEAM		ADJ		CONF.		ADJ CONF.	
Average RPI Loss:		20	RECORD		PCT. RANK		GAMES		SCHEDULE		OF SCHEDULE		RPI		RPI		RPI		RPI	
DIV. I ONLY			11-3-0		.78571		24		8-2-0		80		55		27		.61505		27	
DIV. I NON-CONF.			4-2-0		.66667		79		1-1-0		39		3		32		.62082		32	
TOTALS		RPI 1-25		RPI 26-50		W-L RECORDS		RPI 51-100		RPI 101-150		RPI 150+								
11-3-0		0-3-0		1-0-0		OVERALL		3-0-0		3-0-0		4-0-0								
4-3-0		0-3-0		0-0-0		HOME		1-0-0		1-0-0		2-0-0								
6-0-0		0-0-0		1-0-0		AWAY		1-0-0		2-0-0		2-0-0								
1-0-0		0-0-0		0-0-0		NEUTRAL		1-0-0		0-0-0		0-0-0								
4-2-0		0-2-0		1-0-0		NON-CONFERENCE		2-0-0		1-0-0		0-0-0								
1-2-0		0-2-0		0-0-0		HOME		1-0-0		0-0-0		0-0-0								
2-0-0		0-0-0		1-0-		AWAY		0-0-0		1-0-0		0-0-0								
1-0-0		0-0-0		0-0-0		NEUTRAL		1-0-0		0-0-0		0-0-0								
7-1-0		0-1-0		0-0-0		CONFERENCE		1-0-0		2-0-0		4-0-0								
3-1-0		0-1-0		0-0-0		HOME		0-0-0		1-0-0		2-0-0								
4-0-0		0-0-0		0-0-0		AWAY		1-0-0		1-0-0		2-0-0								
0-0-0		0-0-0		0-0-0		NEUTRAL		0-0-0		0-0-0		0-0-0								
RPI	S	Opponent		Score		RPI	S	Opponent		Score		RPI	S	Opponent		Score				
15	H	Texas Tech		1	2	47	A	Wake Forest		3	2	69	A	SMU		1	0			
21	H	Florida		0	2							74	N	Rice		5	1			
25	H	Memphis		1	2							81	H	Auburn		2	1			
														126 H UConn		2	1			
														127 A UTSA		5	0			
														131 A Cincinnati		1	0			
														173 A East Carolina		3	1			
														222 A Houston		3	1			
														227 H Temple		2	0			
														228 H Tulsa		2	1			
LAST 10 GAMES																				
								173 A East Carolina		3	1			222 A Houston		3	1			
								131 A Cincinnati		1	0			25 H Memphis		1	2			
								227 H Temple		2	0			228 H Tulsa		2	1			
								126 H UConn		2	1			15 H Texas Tech		1	2			
								69 A SMU		1	0			47 A Wake Forest		3	2			

Non-Div. I Games: Saint Leo 2 0

South Fla.

Average RPI Win: 109		WON-LOST RECORD		WINNING PCT. RANK		LAST 10 GAMES		STRENGTH OF SCHEDULE		OPP. STRENGTH OF SCHEDULE		TEAM RPI		ADJ RPI		CONF. RPI		ADJ CONF. RPI	
DIV. I ONLY		10-4-1		.7 56		6-3-1		54		9		28		.6122 28		1		1	
DIV. I NON-CONF.		6-1-0		.85714 28		2-0-0		186		44		49		.59812 49		1		1	
TOTALS		RPI 1-25		RPI 26-50		W-L RECORDS		RPI 51-100		RPI 101-150		RPI 150+							
10-4-1		1-3-0		2-1-0		OVERALL		3-0-1		1-0-0		3-0-0							
6-2-0		1-1-0		1-1-0		HOME		3-0-0		0-0-0		1-0-0							
2-2-1		0-2-0		1-0-0		AWAY		0-0-1		1-0-0		0-0-0							
2-0-0		0-0-0		0-0-0		NEUTRAL		0-0-0		0-0-0		2-0-0							
6-1-0		0-1-0		0-0-0		NON-CONFERENCE		2-0-0		1-0-0		3-0-0							
3-0-0		0-0-0		0-0-0		HOME		2-0-0		0-0-0		1-0-0							
1-1-0		0-1-0		0-0-		AWAY		0-0-0		1-0-0		0-0-0							
2-0-0		0-0-0		0-0-0		NEUTRAL		0-0-0		0-0-0		2-0-0							
4-3-1		1-2-0		2-1-0		CONFERENCE		1-0-1		0-0-0		0-0-0							
3-2-0		1-1-0		1-1-0		HOME		1-0-0		0-0-0		0-0-0							
1-1-1		0-1-0		1-0-0		AWAY		0-0-1		0-0-0		0-0-0							
0-0-0		0-0-0		0-0-0		NEUTRAL		0-0-0		0-0-0		0-0-0							
RPI	S	Opponent		Score		RPI	S	Opponent		Score		RPI	S	Opponent		Score			
5	H	Southern California		0	1	26	A	Washington St.		1	0	51	H	TCU		4	3		
10	A	Washington		2	3	36	H	Colorado		1	2	55	A	Utah		0	0		
11	H	UCLA		3	0	43	H	Oregon St.		2	1	59	H	Oregon		5	2		
24	A	Santa Clara		0	4							67	H	Oklahoma		2	0		

Non-Div. I Games:

Arizona

Average RPI Win:	99	WON-LOST	WINNING	LAST 10	STRENGTH OF	OPP. STRENGTH	TEAM	ADJ	CONF.	ADJ CONF.			
Average RPI Loss:	30	RECORD	PCT. RANK	GAMES	SCHEDULE	OF SCHEDULE	RPI	RPI	RPI	RPI			
DIV. I ONLY	10-5-1	.65625	78	5-5-0	41	6	31	.61106	29	2	2		
DIV. I NON-CONF.	6-0-1	.92857	10	1-0-0	102	10	9	.65846	8	2	2		
<hr/>													
TOTALS	RPI 1-25	RPI 26-50		W-L RECORDS		RPI 51-100		RPI 101-150		RPI 150+			
10-5-1	2-4-0	1-0-0		OVERALL		3-0-1		1-1-0		3-0-0			
8-1-1	2-1-0	1-0-0		HOME		2-0-1		0-0-0		3-0-0			
2-4-0	0-3-0	0-0-0		AWAY		1-0-0		1-1-0		0-0-0			
0-0-0	0-0-0	0-0-0		NEUTRAL		0-0-0		0-0-0		0-0-0			
<hr/>													
6-0-1	1-0-0	0-0-0		NON-CONFERENCE		3-0-1		1-0-0		1-0-0			
4-0-1	1-0-0	0-0-0		HOME		2-0-1		0-0-0		1-0-0			
2-0-0	0-0-0	0-0-		AWAY		1-0-0		1-0-0		0-0-0			
0-0-0	0-0-0	0-0-0		NEUTRAL		0-0-0		0-0-0		0-0-0			
<hr/>													
4-5-0	1-4-0	1-0-0		CONFERENCE		0-0-0		0-1-0		2-0-0			
4-1-0	1-1-0	1-0-0		HOME		0-0-0		0-0-0		2-0-0			
0-4-0	0-3-0	0-0-0		AWAY		0-0-0		0-1-0		0-0-0			
0-0-0	0-0-0	0-0-0		NEUTRAL		0-0-0		0-0-0		0-0-0			
<hr/>													
RPI S	Opponent	Score		RPI S	Opponent	Score		RPI S	Opponent	Score			
2 A	North Carolina	0	1	37 H	Notre Dame	1	0	113 A	Miami (FL)	2	3		
4 H	Florida St.	1	2			59 H	Oregon	1	1	134 A	Nebraska	2	0
9 H	Virginia Tech	3	1			65 H	Georgia	2	1	165 H	Pittsburgh	3	2
12 H	South Carolina	1	0			95 A	Creighton	1	0	168 H	Coastal Caro.	6	0
14 A	Duke	1	4							250 H	Syracuse	4	1
18 A	Louisville	0	1										
<hr/>													
LAST 10 GAMES													
165 H Pittsburgh						3	2	2 A	North Carolina	0	1		
113 A Miami (FL)						2	3	9 H	Virginia Tech	3	1		
250 H Syracuse						4	1	4 H	Florida St.	1	2		
14 A Duke						1	4	37 H	Notre Dame	1	0		
18 A Louisville						0	1	12 H	South Carolina	1	0		

Non-Div. I Games:

Clemson

Average RPI Win: 110		WON-LOST RECORD		WINNING PCT. RANK		LAST 10 GAMES		STRENGTH OF SCHEDULE		OPP. STRENGTH OF SCHEDULE		TEAM RPI		ADJ RPI		CONF. RPI		ADJ CONF. RPI											
DIV. I ONLY		13-4-1		.75 38		7-2-1		77		30		29		.61031 30		6		6											
DIV. I NON-CONF.		5-2-0		.71429 70		0		80		24		46		.60422 44		5		5											
TOTALS		RPI 1-25		RPI 26-50		W-L RECORDS		RPI 51-100		RPI 101-150		RPI 150+																	
13-4-1		0-2-0		2-1-0		OVERALL		4-0-1		4-1-0		3-0-0		3-0-0															
7-2-1		0-1-0		0-1-0		HOME		3-0-1		3-0-0		1-0-0		1-0-0															
6-2-0		0-1-0		2-0-0		AWAY		1-0-0		1-1-0		2-0-0		2-0-0															
0-0-0		0-0-0		0-0-0		NEUTRAL		0-0-0		0-0-0		0-0-0		0-0-0															
5-2-0		0-0-0		1-1-0		NON-CONFERENCE		2-0-0		1-1-0		1-0-0		1-0-0															
4-1-0		0-0-0		0-1-0		HOME		2-0-0		1-0-0		1-0-0		1-0-0															
1-1-0		0-0-0		1-0-		AWAY		0-0-0		0-1-0		0-0-0		0-0-0															
0-0-0		0-0-0		0-0-0		NEUTRAL		0-0-0		0-0-0		0-0-0		0-0-0															
8-2-1		0-2-0		1-0-0		CONFERENCE		2-0-1		3-0-0		2-0-0		2-0-0															
3-1-1		0-1-0		0-0-0		HOME		1-0-1		2-0-0		0-0-0		0-0-0															
5-1-0		0-1-0		1-0-0		AWAY		1-0-0		1-0-0		2-0-0		2-0-0															
0-0-0		0-0-0		0-0-0		NEUTRAL		0-0-0		0-0-0		0-0-0		0-0-0															
RPI	S	Opponent		Score		RPI	S	Opponent		Score		RPI	S	Opponent		Score													
8	A	Wisconsin		0 2		26	A	Washington St.		2 1		73	A	Illinois		4 1		103	H	Maryland	4 1								
13	H	Rutgers		0 1		37	H	Notre Dame		0 1		77	H	FGCU		2 0		123	H	Utah Valley	2 1								
						40	A	Penn St.		1 0		85	H	Purdue		2 1		134	H	Nebraska	4 1								
												93	H	Indiana		0 0		139	A	Northwestern	2 1								
												100	H	Bowling Green		2 0		143	A	Marquette	0 1								
																		162	A	Michigan St.	3 2								
																		163	A	Ohio St.	2 1								
																		206	H	Marshall	5 0								
						LAST 10 GAMES																							
						103 H Maryland						4 1						134 H Nebraska						4 1					
						13 H Rutgers						0 1						8 A Wisconsin						0 2					
						162 A Michigan St.						3 2						93 H Indiana						0 0					
						139 A Northwestern						2 1						85 H Purdue						2 1					
						73 A Illinois						4 1						163 A Ohio St.						2 1					

Non-Div. I Games:

Michigan

Average RPI Win:		112	WON-LOST RECORD		WINNING PCT. RANK		LAST 10 GAMES		STRENGTH OF SCHEDULE		OPP. STRENGTH OF SCHEDULE		TEAM RPI		ADJ RPI		CONF. RPI		ADJ CONF. RPI	
DIV. I ONLY			8-5-4		.58824 115		4-2-4		12		26		33		.6083 31		2		2	
DIV. I NON-CONF.			5-3-0		.625 97		1-0-0		17		71		36		.61509 36		2		2	
TOTALS		RPI 1-25		RPI 26-50		W-L RECORDS		RPI 51-100		RPI 101-150		RPI 150+								
8-5-4		0-2-3		2-1-1		OVERALL		3-0-0		0-1-0		3-1-0								
5-1-2		0-0-2		1-1-0		HOME		2-0-0		0-0-0		2-0-0								
3-4-2		0-2-1		1-0-1		AWAY		1-0-0		0-1-0		1-1-0								
0-0-0		0-0-0		0-0-0		NEUTRAL		0-0-0		0-0-0		0-0-0								
5-3-0		0-1-0		1-1-0		NON-CONFERENCE		2-0-0		0-1-0		2-0-0								
2-1-0		0-0-0		0-1-0		HOME		1-0-0		0-0-0		1-0-0								
3-2-0		0-1-0		1-0-		AWAY		1-0-0		0-1-0		1-0-0								
0-0-0		0-0-0		0-0-0		NEUTRAL		0-0-0		0-0-0		0-0-0								
3-2-4		0-1-3		1-0-1		CONFERENCE		1-0-0		0-0-0		1-1-0								
3-0-2		0-0-2		1-0-0		HOME		1-0-0		0-0-0		1-0-0								
0-2-2		0-1-1		0-0-1		AWAY		0-0-0		0-0-0		0-1-0								
0-0-0		0-0-0		0-0-0		NEUTRAL		0-0-0		0-0-0		0-0-0								
RPI	S	Opponent		Score		RPI	S	Opponent		Score		RPI	S	Opponent		Score				
2	A	North Carolina		0	1	35	A	Georgetown		3	1	57	H	Boston College		2	0			
3	H	Virginia		0	0	37	H	Notre Dame		3	0	62	A	Monmouth		1	0			
9	H	Virginia Tech		1	1	38	H	Iowa		0	1	63	H	Furman		3	1			
12	A	South Carolina		1	2	47	A	Wake Forest		1	1									
14	A	Duke		1	1															
LAST 10 GAMES																				
		37 H Notre Dame		3	0			57 H Boston College		2	0									
		250 H Syracuse		3	2			47 A Wake Forest		1	1									
		165 A Pittsburgh		1	2			2 A North Carolina		0	1									
		9 H Virginia Tech		1	1			14 A Duke		1	1									
		3 H Virginia		0	0			173 A East Carolina		5	2									

Non-Div. I Games:

NC State

Average RPI Win:	128	WON-LOST RECORD	WINNING PCT. RANK	LAST 10 GAMES	STRENGTH OF SCHEDULE	OPP. STRENGTH OF SCHEDULE	TEAM RPI	ADJ RPI	CONF. RPI	ADJ CONF. RPI		
DIV. I ONLY		11-3-3	.73529	42	4-3-3	79	13	32	.60784	32	1	1
DIV. I NON-CONF.		8-1-0	.88889	16	1-1-0	213	52	50	.59397	51	1	1
<hr/>												
TOTALS	RPI 1-25	RPI 26-50		W-L RECORDS		RPI 51-100		RPI 101-150		RPI 150+		
11-3-3	3-1-0	0-2-2		OVERALL		2-0-1		1-0-0		5-0-0		
6-3-0	2-1-0	0-2-0		HOME		0-0-0		0-0-0		4-0-0		
5-0-3	1-0-0	0-0-2		AWAY		2-0-1		1-0-0		1-0-0		
0-0-0	0-0-0	0-0-0		NEUTRAL		0-0-0		0-0-0		0-0-0		
8-1-0	1-0-0	0-1-0		NON-CONFERENCE		1-0-0		1-0-0		5-0-0		
5-1-0	1-0-0	0-1-0		HOME		0-0-0		0-0-0		4-0-0		
3-0-0	0-0-0	0-0-		AWAY		1-0-0		1-0-0		1-0-0		
0-0-0	0-0-0	0-0-0		NEUTRAL		0-0-0		0-0-0		0-0-0		
3-2-3	2-1-0	0-1-2		CONFERENCE		1-0-1		0-0-0		0-0-0		
1-2-0	1-1-0	0-1-0		HOME		0-0-0		0-0-0		0-0-0		
2-0-3	1-0-0	0-0-2		AWAY		1-0-1		0-0-0		0-0-0		
0-0-0	0-0-0	0-0-0		NEUTRAL		0-0-0		0-0-0		0-0-0		
RPI S	Opponent	Score		RPI S	Opponent	Score		RPI S	Opponent	Score		
5 H	Southern California	3	0	26 H	Washington St.	0	1	55 A	Utah	2	1	
10 H	Washington	0	1	36 A	Colorado	1	1	59 A	Oregon	1	1	
11 A	UCLA	2	1	43 A	Oregon St.	0	0	99 A	San Diego St.	2	0	
24 H	Santa Clara	2	1	44 H	Portland	0	2					

Non-Div. I Games:

California

Average RPI Win: 145		WON-LOST RECORD		WINNING PCT. RANK		LAST 10 GAMES		STRENGTH OF SCHEDULE		OPP. STRENGTH OF SCHEDULE		TEAM RPI		ADJ RPI		CONF. RPI		ADJ CONF. RPI	
DIV. I ONLY		9-6-2		.58824 115		6-3-1		6		56		30		.60708 33		4		4	
DIV. I NON-CONF.		5-3-1		.61111 110		2-0-0		3		116		16		.639 20		4		4	
TOTALS		RPI 1-25		RPI 26-50		W-L RECORDS		RPI 51-100		RPI 101-150		RPI 150+							
9-6-2		0-4-1		1-1-1		OVERALL		2-1-0		1-0-0		5-0-0							
7-2-1		0-2-0		0-0-1		HOME		2-0-0		1-0-0		4-0-0							
2-3-1		0-1-1		1-1-0		AWAY		0-1-0		0-0-0		1-0-0							
0-1-0		0-1-0		0-0-0		NEUTRAL		0-0-0		0-0-0		0-0-0							
5-3-1		0-2-0		0-1-1		NON-CONFERENCE		1-0-0		1-0-0		3-0-0							
5-0-1		0-0-0		0-0-1		HOME		1-0-0		1-0-0		3-0-0							
0-2-0		0-1-0		0-0-		AWAY		0-0-0		0-0-0		0-0-0							
0-1-0		0-1-0		0-0-0		NEUTRAL		0-0-0		0-0-0		0-0-0							
4-3-1		0-2-1		1-0-0		CONFERENCE		1-1-0		0-0-0		2-0-0							
2-2-0		0-2-0		0-0-0		HOME		1-0-0		0-0-0		1-0-0							
2-1-1		0-0-1		1-0-0		AWAY		0-1-0		0-0-0		1-0-0							
0-0-0		0-0-0		0-0-0		NEUTRAL		0-0-0		0-0-0		0-0-0							
RPI	S	Opponent		Score		RPI	S	Opponent		Score		RPI	S	Opponent		Score			
1	N	Stanford		1	3	35	A	Georgetown		0	3	54	A	Baylor		2	4		
3	A	Virginia		1	4	40	H	Penn St.		1	1	67	H	Oklahoma		1	0		
15	H	Texas Tech		0	1	46	A	Texas		2	1	100	H	Bowling Green		2	0		
16	H	Oklahoma St.		1	2														
19	A	Kansas		1	1														

Non-Div. I Games:

West Virginia

Average RPI Win: 110		WON-LOST RECORD		WINNING PCT. RANK		LAST 10 GAMES		STRENGTH OF SCHEDULE		OPP. STRENGTH OF SCHEDULE		TEAM RPI		ADJ RPI		CONF. RPI		ADJ CONF. RPI	
DIV. I ONLY		9-5-3		.61765 97		5-3-2		24		29		35		.60705 34		3		3	
DIV. I NON-CONF.		5-2-1		.6875 74		1-0-0		21		82		27		.62637 26		3		3	
TOTALS		RPI 1-25		RPI 26-50		W-L RECORDS		RPI 51-100		RPI 101-150		RPI 150+							
9-5-3		0-4-1		1-0-1		OVERALL		5-1-0		1-0-1		2-0-0							
4-3-0		0-2-0		0-0-0		HOME		3-1-0		0-0-0		1-0-0							
5-2-3		0-2-1		1-0-1		AWAY		2-0-0		1-0-1		1-0-0							
0-0-0		0-0-0		0-0-0		NEUTRAL		0-0-0		0-0-0		0-0-0							
5-2-1		0-2-0		0-0-0		NON-CONFERENCE		3-0-0		1-0-1		1-0-0							
2-1-0		0-1-0		0-0-0		HOME		2-0-0		0-0-0		0-0-0							
3-1-1		0-1-0		0-0-		AWAY		1-0-0		1-0-1		1-0-0							
0-0-0		0-0-0		0-0-0		NEUTRAL		0-0-0		0-0-0		0-0-0							
4-3-2		0-2-1		1-0-1		CONFERENCE		2-1-0		0-0-0		1-0-0							
2-2-0		0-1-0		0-0-0		HOME		1-1-0		0-0-0		1-0-0							
2-1-2		0-1-1		1-0-1		AWAY		1-0-0		0-0-0		0-0-0							
0-0-0		0-0-0		0-0-0		NEUTRAL		0-0-0		0-0-0		0-0-0							
RPI S	Opponent	Score		RPI S	Opponent	Score		RPI S	Opponent	Score		RPI S	Opponent	Score					
6 A	Arkansas	0	1	48 A	Tennessee	2	1	55 H	Utah	3	0	119 A	Lamar University	5	0				
9 A	Virginia Tech	0	2	50 A	Ole Miss	1	1	64 H	North Texas	3	1	144 A	Chattanooga	1	1				
12 H	South Carolina	2	5					70 H	Mississippi St.	3	2	158 H	LSU	3	0				
17 H	BYU	0	1					74 A	Rice	2	1	316 A	Jacksonville St.	3	0				
20 A	Texas A&M	1	1					81 H	Auburn	2	3								
								87 A	Missouri	2	1								
				LAST 10 GAMES															
				81 H	Auburn	2	3	70 H	Mississippi St.	3	2								
				87 A	Missouri	2	1	48 A	Tennessee	2	1								
				50 A	Ole Miss	1	1	12 H	South Carolina	2	5								
				158 H	LSU	3	0	6 A	Arkansas	0	1								
				20 A	Texas A&M	1	1	64 H	North Texas	3	1								

Non-Div. I Games:

Alabama

Average RPI Win: 148		WON-LOST RECORD		WINNING PCT. RANK		LAST 10 GAMES		STRENGTH OF SCHEDULE		OPP. STRENGTH OF SCHEDULE		TEAM RPI		ADJ RPI		CONF. RPI		ADJ CONF. RPI	
DIV. I ONLY		11-3-3		.73529 42		7-1-2		73		63		37		.60566 35		8		8	
DIV. I NON-CONF.		6-2-1		.72222 63		2-0-0		50		35		35		.61788 35		7		7	
TOTALS		RPI 1-25		RPI 26-50		W-L RECORDS		RPI 51-100		RPI 101-150		RPI 150+							
11-3-3		0-1-1		1-1-0		OVERALL		4-1-2		1-0-0		5-0-0							
8-1-1		0-0-0		1-1-0		HOME		2-0-1		1-0-0		4-0-0							
3-2-2		0-1-1		0-0-0		AWAY		2-1-1		0-0-0		1-0-0							
0-0-0		0-0-0		0-0-0		NEUTRAL		0-0-0		0-0-0		0-0-0							
6-2-1		0-1-1		1-1-0		NON-CONFERENCE		1-0-0		0-0-0		4-0-0							
5-1-0		0-0-0		1-1-0		HOME		1-0-0		0-0-0		3-0-0							
1-1-1		0-1-1		0-0-		AWAY		0-0-0		0-0-0		1-0-0							
0-0-0		0-0-0		0-0-0		NEUTRAL		0-0-0		0-0-0		0-0-0							
5-1-2		0-0-0		0-0-0		CONFERENCE		3-1-2		1-0-0		1-0-0							
3-0-1		0-0-0		0-0-0		HOME		1-0-1		1-0-0		1-0-0							
2-1-1		0-0-0		0-0-0		AWAY		2-1-1		0-0-0		0-0-0							
0-0-0		0-0-0		0-0-0		NEUTRAL		0-0-0		0-0-0		0-0-0							
RPI S	Opponent	Score		RPI S	Opponent	Score		RPI S	Opponent	Score		RPI S	Opponent	Score					
3 A	Virginia	0	2	31 H	NC State	1	3	53 H	Xavier	2	1	143 H	Marquette	3	0				
14 A	Duke	0	0	33 H	West Virginia	3	0	60 A	DePaul	0	1	188 A	James Madison	2	1				
								66 A	Butler	0	0	193 H	Ohio	7	0				
								68 A	Providence	4	0	235 H	Bucknell	2	0				
								75 H	Princeton	4	3	247 H	Lafayette	4	1				
								83 A	Villanova	2	0	309 H	Seton Hall	4	0				
								95 H	Creighton	2	2								
LAST 10 GAMES																			
				309 H	Seton Hall	4	0	68 A	Providence	4	0								
				60 A	DePaul	0	1	83 A	Villanova	2	0								
				66 A	Butler	0	0	143 H	Marquette	3	0								
				95 H	Creighton	2	2	193 H	Ohio	7	0								
				53 H	Xavier	2	1	33 H	West Virginia	3	0								

Non-Div. I Games:

Georgetown

Average RPI Win:	152	WON-LOST	WINNING	LAST 10	STRENGTH OF	OPP. STRENGTH	TEAM	ADJ	CONF.	ADJ CONF.		
Average RPI Loss:	13	RECORD	PCT. RANK	GAMES	SCHEDULE	OF SCHEDULE	RPI	RPI	RPI	RPI		
DIV. I ONLY		10-5-2	.64706	84	4-4-2	31	45	34	.60512	36	1	1
DIV. I NON-CONF.		8-1-0	.88889	16	2-0-0	130	90	34	.61935	33	1	1
<hr/>												
TOTALS	RPI 1-25	RPI 26-50		W-L RECORDS		RPI 51-100		RPI 101-150		RPI 150+		
10-5-2	0-4-0	2-1-1		OVERALL		1-0-1		2-0-0		5-0-0		
8-2-2	0-1-0	1-1-1		HOME		1-0-1		1-0-0		5-0-0		
2-3-0	0-3-0	1-0-0		AWAY		0-0-0		1-0-0		0-0-0		
0-0-0	0-0-0	0-0-0		NEUTRAL		0-0-0		0-0-0		0-0-0		
<hr/>												
8-1-0	0-1-0	1-0-0		NON-CONFERENCE		1-0-0		1-0-0		5-0-0		
7-0-0	0-0-0	1-0-0		HOME		1-0-0		0-0-0		5-0-0		
1-1-0	0-1-0	0-0-		AWAY		0-0-0		1-0-0		0-0-0		
0-0-0	0-0-0	0-0-0		NEUTRAL		0-0-0		0-0-0		0-0-0		
<hr/>												
2-4-2	0-3-0	1-1-1		CONFERENCE		0-0-1		1-0-0		0-0-0		
1-2-2	0-1-0	0-1-1		HOME		0-0-1		1-0-0		0-0-0		
1-2-0	0-2-0	1-0-0		AWAY		0-0-0		0-0-0		0-0-0		
0-0-0	0-0-0	0-0-0		NEUTRAL		0-0-0		0-0-0		0-0-0		
<hr/>												
RPI S	Opponent	Score	RPI S	Opponent	Score	RPI S	Opponent	Score	RPI S	Opponent	Score	
1 H	Stanford	0 4	28 A	Arizona	2 1	54 H	Baylor	1 0	102 A	Denver	2 0	
4 A	Florida St.	2 3	32 H	California	1 1	59 H	Oregon	2 2	133 H	Arizona St.	2 1	
5 A	Southern California	1 2	43 H	Oregon St.	1 2				177 H	Drake	2 0	
11 A	UCLA	0 3	46 H	Texas	2 1				220 H	Boston U.	2 0	
									238 H	Kent St.	2 1	
									257 H	Northern Colo.	4 0	
									260 H	Austin Peay	2 0	
<hr/>												
LAST 10 GAMES												
	32 H	California	1	1		43 H	Oregon St.	1	2			
	1 H	Stanford	0	4		59 H	Oregon	2	2			
	133 H	Arizona St.	2	1		28 A	Arizona	2	1			
	5 A	Southern California	1	2		102 A	Denver	2	0			
	11 A	UCLA	0	3		257 H	Northern Colo.	4	0			

Non-Div. I Games:

Colorado

Average RPI Win: 151		WON-LOST	WINNING	LAST 10	STRENGTH OF	OPP. STRENGTH	TEAM	ADJ	CONF.	ADJ CONF.					
Average RPI Loss: 19		RECORD	PCT. RANK	GAMES	SCHEDULE	OF SCHEDULE	RPI	RPI	RPI	RPI					
DIV. I ONLY		9-6-2	.58824	115	3-5-2	11	53	38	.60352	37	2	2			
DIV. I NON-CONF.		6-2-0	.75	49	0-1-0	26	107	21	.63464	22	2	2			
<hr/>															
TOTALS		RPI 1-25		RPI 26-50		W-L RECORDS		RPI 51-100		RPI 101-150		RPI 150+			
9-6-2		0-3-2		2-3-0		OVERALL		0-0-0		3-0-0		4-0-0			
6-1-1		0-0-1		1-1-0		HOME		0-0-0		2-0-0		3-0-0			
3-5-1		0-3-1		1-2-0		AWAY		0-0-0		1-0-0		1-0-0			
0-0-0		0-0-0		0-0-0		NEUTRAL		0-0-0		0-0-0		0-0-0			
6-2-0		0-1-0		2-1-0		NON-CONFERENCE		0-0-0		2-0-0		2-0-0			
3-1-0		0-0-0		1-1-0		HOME		0-0-0		1-0-0		1-0-0			
3-1-0		0-1-0		1-0-		AWAY		0-0-0		1-0-0		1-0-0			
0-0-0		0-0-0		0-0-0		NEUTRAL		0-0-0		0-0-0		0-0-0			
3-4-2		0-2-2		0-2-0		CONFERENCE		0-0-0		1-0-0		2-0-0			
3-0-1		0-0-1		0-0-0		HOME		0-0-0		1-0-0		2-0-0			
0-4-1		0-2-1		0-2-0		AWAY		0-0-0		0-0-0		0-0-0			
0-0-0		0-0-0		0-0-0		NEUTRAL		0-0-0		0-0-0		0-0-0			
RPI	S	Opponent		Score	RPI	S	Opponent		Score	RPI	S	Opponent	Score		
2	A	North Carolina		0 3	29	A	Clemson		0 1			113	H	Miami (FL)	3 0
3	A	Virginia		0 3	30	A	Michigan		1 0			139	H	Northwestern	4 0
12	A	South Carolina		1 2	31	A	NC State		0 3			149	A	Western Mich.	2 1
14	A	Duke		1 1	38	H	Iowa		2 3			165	H	Pittsburgh	4 0
18	H	Louisville		0 0	45	H	Saint Louis		1 0			229	H	St. John's (NY)	4 0
												237	A	Oakland	1 0
												250	H	Syracuse	3 0
<hr/>															
LAST 10 GAMES															
31 A NC State					0 3	250 H Syracuse					3 0				
14 A Duke					1 1	2 A North Carolina					0 3				
3 A Virginia					0 3	165 H Pittsburgh					4 0				
18 H Louisville					0 0	29 A Clemson					0 1				
113 H Miami (FL)					3 0	38 H Iowa					2 3				

Non-Div. I Games:

Notre Dame

Average RPI Win: 134		WON-LOST RECORD	WINNING PCT. RANK		LAST 10 GAMES	STRENGTH OF SCHEDULE	OPP. STRENGTH OF SCHEDULE	TEAM RPI	ADJ RPI	CONF. RPI	ADJ CONF. RPI		
Average RPI Loss: 79													
DIV. I ONLY		15-3-1	.81579	17	6-3-1	144	40	41	.60133	38	6	6	
DIV. I NON-CONF.		8-0-0	1	1	0	170	42	18	.64188	17	5	5	
<hr/>													
TOTALS		RPI 1-25		RPI 26-50		W-L RECORDS		RPI 51-100		RPI 101-150		RPI 150+	
15-3-1		0-1-1		2-0-0		OVERALL		3-1-0		5-1-0		5-0-0	
9-2-0		0-1-0		0-0-0		HOME		1-0-0		4-1-0		4-0-0	
6-1-1		0-0-1		2-0-0		AWAY		2-1-0		1-0-0		1-0-0	
0-0-0		0-0-0		0-0-0		NEUTRAL		0-0-0		0-0-0		0-0-0	
8-0-0		0-0-0		2-0-0		NON-CONFERENCE		1-0-0		2-0-0		3-0-0	
5-0-0		0-0-0		0-0-0		HOME		0-0-0		2-0-0		3-0-0	
3-0-0		0-0-0		2-0-		AWAY		1-0-0		0-0-0		0-0-0	
0-0-0		0-0-0		0-0-0		NEUTRAL		0-0-0		0-0-0		0-0-0	
7-3-1		0-1-1		0-0-0		CONFERENCE		2-1-0		3-1-0		2-0-0	
4-2-0		0-1-0		0-0-0		HOME		1-0-0		2-1-0		1-0-0	
3-1-1		0-0-1		0-0-0		AWAY		1-1-0		1-0-0		1-0-0	
0-0-0		0-0-0		0-0-0		NEUTRAL		0-0-0		0-0-0		0-0-0	
RPI	S	Opponent		Score	RPI	S	Opponent		Score	RPI	S	Opponent	Score
8	A	Wisconsin		2 2	31	A	NC State		1 0	73	H	Illinois	3 1
13	H	Rutgers		0 1	37	A	Notre Dame		3 2	85	A	Purdue	0 1
										89	A	UNC Greensboro	3 0
										93	A	Indiana	2 0
												Maryland	4 0
												Illinois St.	4 3
												Nebraska	1 0
												Northwestern	1 2
												Minnesota	2 1
												Western Mich.	2 0
												Michigan St.	3 0
												Ohio St.	2 1
												Iowa St.	2 1
												Northern Colo.	4 0
												UNI	6 1
<hr/>													
LAST 10 GAMES													

Non-Div. I Games:

Iowa

Y
a
l
e

Yale

Average RPI Win:	139	WON-LOST	WINNING	LAST 10	STRENGTH OF	OPP. STRENGTH	TEAM	ADJ	CONF.	ADJ CONF.	
Average RPI Loss:	12	RECORD	PCT. RANK	GAMES	SCHEDULE	OF SCHEDULE	RPI	RPI	RPI	RPI	
DIV. I ONLY	12-6-1	.65789	77	8-2-0	55	15	40	.59973	40	6	6
DIV. I NON-CONF.	4-3-1	.5625	135	0	15	13	38	.60893	39	5	5
<hr/>											
TOTALS	RPI 1-25	RPI 26-50		W-L RECORDS		RPI 51-100		RPI 101-150		RPI 150+	
12-6-1	1-5-0	0-1-1		OVERALL		3-0-0		3-0-0		5-0-0	
5-5-0	1-4-0	0-1-0		HOME		1-0-0		1-0-0		2-0-0	
7-1-1	0-1-0	0-0-1		AWAY		2-0-0		2-0-0		3-0-0	
0-0-0	0-0-0	0-0-0		NEUTRAL		0-0-0		0-0-0		0-0-0	
4-3-1	1-3-0	0-0-1		NON-CONFERENCE		0-0-0		0-0-0		3-0-0	
2-3-0	1-3-0	0-0-0		HOME		0-0-0		0-0-0		1-0-0	
2-0-1	0-0-0	0-1-		AWAY		0-0-0		0-0-0		2-0-0	
0-0-0	0-0-0	0-0-0		NEUTRAL		0-0-0		0-0-0		0-0-0	
8-3-0	0-2-0	0-1-0		CONFERENCE		3-0-0		3-0-0		2-0-0	
3-2-0	0-1-0	0-1-0		HOME		1-0-0		1-0-0		1-0-0	
5-1-0	0-1-0	0-0-0		AWAY		2-0-0		2-0-0		1-0-0	
0-0-0	0-0-0	0-0-0		NEUTRAL		0-0-0		0-0-0		0-0-0	
RPI S	Opponent	Score	RPI S	Opponent	Score	RPI S	Opponent	Score	RPI S	Opponent	Score
1 H	Stanford	1 2	30 H	Michigan	0 1	73 H	Illinois	2 1	134 A	Nebraska	1 0
3 H	Virginia	1 2	33 A	West Virginia	1 1	85 A	Purdue	2 1	139 H	Northwestern	3 1
8 A	Wisconsin	0 1				93 A	Indiana	1 0	146 A	Minnesota	1 0
13 H	Rutgers	2 3							162 H	Michigan St.	5 1
16 H	Oklahoma St.	1 2							163 A	Ohio St.	3 2
22 H	Hofstra	6 0							188 H	James Madison	2 1
									213 A	LMU (CA)	3 0
									244 A	Long Beach St.	3 1
<hr/>											
			LAST 10 GAMES								
			134 A Nebraska 1 0			163 A Ohio St. 3 2					
			139 H Northwestern 3 1			13 H Rutgers 2 3					
			73 H Illinois 2 1			8 A Wisconsin 0 1					
			85 A Purdue 2 1			146 A Minnesota 1 0					
			93 A Indiana 1 0			162 H Michigan St. 5 1					

Non-Div. I Games:

Penn St.

Average RPI Win:	152	WON-LOST RECORD	WINNING PCT. RANK	LAST 10 GAMES	STRENGTH OF SCHEDULE	OPP. STRENGTH OF SCHEDULE	TEAM RPI	ADJ RPI	CONF. RPI	ADJ CONF. RPI		
DIV. I ONLY		11-3-0	.78571	24	8-2-0	103	73	39	.59757	41	5	5
DIV. I NON-CONF.		7-2-0	.77778	45	4-1-0	220	93	82	.55884	82	6	6
<hr/>												
TOTALS	RPI 1-25	RPI 26-50		W-L RECORDS		RPI 51-100		RPI 101-150		RPI 150+		
11-3-0	0-1-0	1-0-0		OVERALL		2-1-0		3-1-0		5-0-0		
7-2-0	0-1-0	0-0-0		HOME		2-1-0		2-0-0		3-0-0		
4-1-0	0-0-0	1-0-0		AWAY		0-0-0		1-1-0		2-0-0		
0-0-0	0-0-0	0-0-0		NEUTRAL		0-0-0		0-0-0		0-0-0		
<hr/>												
7-2-0	0-0-0	0-0-0		NON-CONFERENCE		0-1-0		3-1-0		4-0-0		
5-1-0	0-0-0	0-0-0		HOME		0-1-0		2-0-0		3-0-0		
2-1-0	0-0-0	0-0-		AWAY		0-0-0		1-1-0		1-0-0		
0-0-0	0-0-0	0-0-0		NEUTRAL		0-0-0		0-0-0		0-0-0		
<hr/>												
4-1-0	0-1-0	1-0-0		CONFERENCE		2-0-0		0-0-0		1-0-0		
2-1-0	0-1-0	0-0-0		HOME		2-0-0		0-0-0		0-0-0		
2-0-0	0-0-0	1-0-0		AWAY		0-0-0		0-0-0		1-0-0		
0-0-0	0-0-0	0-0-0		NEUTRAL		0-0-0		0-0-0		0-0-0		
<hr/>												
RPI	S	Opponent	Score	RPI	S	Opponent	Score	RPI	S	Opponent	Score	
7	H	Brown	2 4	39	A	Yale	1 0	58	H	San Francisco	1 3	
								104	H	Massachusetts	2 1	
								109	A	Northeastern	1 4	
								126	A	UConn	3 1	
								139	H	Northwestern	2 0	
								157	H	Quinnipiac	3 0	
								201	A	Cornell	3 0	
								205	H	UMass Lowell	4 1	
								220	A	Boston U.	2 0	
								310	H	LIU Brooklyn	5 0	
								<hr/>				
LAST 10 GAMES												
75 H Princeton				2	1	91 H Penn				1	0	
7 H Brown				2	4	310 H LIU Brooklyn				5	0	
220 A Boston U.				2	0	205 H UMass Lowell				4	1	
201 A Cornell				3	0	126 A UConn				3	1	
39 A Yale				1	0	58 H San Francisco				1	3	

Non-Div. I Games:

Harvard

Average RPI Win:	147	WON-LOST	WINNING	LAST 10	STRENGTH OF	OPP. STRENGTH	TEAM	ADJ	CONF.	ADJ CONF.	
Average RPI Loss:	16	RECORD	PCT. RANK	GAMES	SCHEDULE	OF SCHEDULE	RPI	RPI	RPI	RPI	
DIV. I ONLY	12-4-1	.73529	42	5-4-1	100	20	42	.59574	42	3	3
DIV. I NON-CONF.	7-1-0	.875	22	0-1-0	221	40	57	.59022	57	3	3
TOTALS	RPI 1-25	RPI 26-50	W-L RECORDS		RPI 51-100	RPI 101-150		RPI 150+			
12-4-1	0-4-1	2-0-0	OVERALL		2-0-0	2-0-0		6-0-0			
8-2-0	0-2-0	1-0-0	HOME		1-0-0	1-0-0		4-0-0			
4-2-1	0-2-1	1-0-0	AWAY		1-0-0	0-0-0		2-0-0			
0-0-0	0-0-0	0-0-0	NEUTRAL		0-0-0	0-0-0		0-0-0			
7-1-0	0-1-0	1-0-0	NON-CONFERENCE		0-0-0	2-0-0		4-0-0			
5-0-0	0-0-0	0-0-0	HOME		0-0-0	2-0-0		3-0-0			
2-1-0	0-1-0	1-0-	AWAY		0-0-0	0-0-0		1-0-0			
0-0-0	0-0-0	0-0-0	NEUTRAL		0-0-0	0-0-0		0-0-0			
5-3-1	0-3-1	1-0-0	CONFERENCE		2-0-0	0-0-0		2-0-0			
3-2-0	0-2-0	1-0-0	HOME		1-0-0	0-0-0		1-0-0			
2-1-1	0-1-1	0-0-0	AWAY		1-0-0	0-0-0		1-0-0			
0-0-0	0-0-0	0-0-0	NEUTRAL		0-0-0	0-0-0		0-0-0			
RPI S	Opponent	Score	RPI S	Opponent	Score	RPI S	Opponent	Score	RPI S	Opponent	Score
6 A	Arkansas	0 1	48 H	Tennessee	1 0	65 A	Georgia	1 0	135 H	Georgia St.	7 0
12 A	South Carolina	0 0	49 A	Pepperdine	1 0	87 H	Missouri	2 1	144 H	Chattanooga	3 0
18 A	Louisville	0 1							158 H	LSU	5 1
20 H	Texas A&M	1 2							169 A	Kentucky	1 0
21 H	Florida	0 1							192 A	UC Irvine	1 0
									206 H	Marshall	3 2
									231 H	Colgate	2 0
									282 H	Evansville	4 0
LAST 10 GAMES											
169 A	Kentucky	1 0	65 A	Georgia	1 0	21 H	Florida	0 1			
20 H	Texas A&M	1 2	21 H	Florida	0 1	6 A	Arkansas	0 1			
158 H	LSU	5 1	6 A	Arkansas	0 1	48 H	Tennessee	1 0			
12 A	South Carolina	0 0	48 H	Tennessee	1 0	18 A	Louisville	0 1			
87 H	Missouri	2 1	18 A	Louisville	0 1						

Non-Div. I Games:

Vanderbilt

Average RPI Win: 172		WON-LOST	WINNING	LAST 10	STRENGTH OF		OPP. STRENGTH	TEAM	ADJ	CONF.	ADJ CONF.
Average RPI Loss: 16		RECORD	PCT. RANK	GAMES	SCHEDULE		OF SCHEDULE	RPI	RPI	RPI	RPI
DIV. I ONLY		10-4-2	.6875	62	4-4-2		72	57	43	.5919	43
DIV. I NON-CONF.		8-0-0	1	1	2-0-0		228	170	40	.60624	42
TOTALS		RPI 1-25	RPI 26-50		W-L RECORDS		RPI 51-100		RPI 101-150		RPI 150+
10-4-2	0-2-0	1-2-1		OVERALL		2-0-1		2-0-0		5-0-0	
5-2-1	0-2-0	0-0-1		HOME		1-0-0		1-0-0		3-0-0	
5-2-1	0-0-0	1-2-0		AWAY		1-0-1		1-0-0		2-0-0	
0-0-0	0-0-0	0-0-0		NEUTRAL		0-0-0		0-0-0		0-0-0	
8-0-0	0-0-0	0-0-0		NON-CONFERENCE		2-0-0		1-0-0		5-0-0	
5-0-0	0-0-0	0-0-0		HOME		1-0-0		1-0-0		3-0-0	
3-0-0	0-0-0	0-0-		AWAY		1-0-0		0-0-0		2-0-0	
0-0-0	0-0-0	0-0-0		NEUTRAL		0-0-0		0-0-0		0-0-0	
2-4-2	0-2-0	1-2-1		CONFERENCE		0-0-1		1-0-0		0-0-0	
0-2-1	0-2-0	0-0-1		HOME		0-0-0		0-0-0		0-0-0	
2-2-1	0-0-0	1-2-0		AWAY		0-0-1		1-0-0		0-0-0	
0-0-0	0-0-0	0-0-0		NEUTRAL		0-0-0		0-0-0		0-0-0	
RPI S	Opponent	Score	RPI S	Opponent	Score	RPI S	Opponent	Score	RPI S	Opponent	Score
1 H	Stanford	0 2	26 A	Washington St.	1 2	55 A	Utah	1 1	115 H	New Mexico	1 0
10 H	Washington	1 2	28 A	Arizona	1 2	74 A	Rice	2 1	133 A	Arizona St.	3 1
			32 H	California	0 0	83 H	Villanova	2 1	210 H	Saint Mary's (CA)	3 0
			36 A	Colorado	2 1				222 A	Houston	5 0
									255 H	UC Davis	3 0
									286 H	Idaho	2 1
									305 A	Portland St.	3 0
LAST 10 GAMES											
			28 A	Arizona	1 2	36 A	Colorado	2 1			
			133 A	Arizona St.	3 1	55 A	Utah	1 1			
			10 H	Washington	1 2	26 A	Washington St.	1 2			
			32 H	California	0 0	286 H	Idaho	2 1			
			1 H	Stanford	0 2	74 A	Rice	2 1			

Non-Div. I Games:

Oregon St.

Average RPI Win:	90	WON-LOST	WINNING		LAST 10	STRENGTH OF	OPP. STRENGTH	TEAM	ADJ	CONF.	ADJ CONF.	
Average RPI Loss:	62	RECORD	PCT. RANK		GAMES	SCHEDULE	OF SCHEDULE	RPI	RPI	RPI	RPI	
DIV. I ONLY		5-5-4	.5	168	3-4-3	4	60	44	.59171	44	7	7
DIV. I NON-CONF.		4-2-2	.625	97	2-1-1	12	22	30	.62253	30	8	8
<hr/>												
TOTALS	RPI 1-25	RPI 26-50		W-L RECORDS		RPI 51-100		RPI 101-150		RPI 150+		
5-5-4	0-2-2	1-1-0		OVERALL		1-1-1		3-0-0		0-1-1		
2-3-1	0-1-1	0-0-0		HOME		1-1-0		1-0-0		0-1-0		
2-1-3	0-0-1	1-1-0		AWAY		0-0-1		1-0-0		0-0-1		
1-1-0	0-1-0	0-0-0		NEUTRAL		0-0-0		1-0-0		0-0-0		
<hr/>												
4-2-2	0-1-1	1-0-0		NON-CONFERENCE		0-0-1		3-0-0		0-1-0		
1-1-0	0-0-0	0-0-0		HOME		0-0-0		1-0-0		0-1-0		
2-0-2	0-0-1	1-0-		AWAY		0-0-1		1-0-0		0-0-0		
1-1-0	0-1-0	0-0-0		NEUTRAL		0-0-0		1-0-0		0-0-0		
<hr/>												
1-3-2	0-1-1	0-1-0		CONFERENCE		1-1-0		0-0-0		0-0-1		
1-2-1	0-1-1	0-0-0		HOME		1-1-0		0-0-0		0-0-0		
0-1-1	0-0-0	0-1-0		AWAY		0-0-0		0-0-0		0-0-1		
0-0-0	0-0-0	0-0-0		NEUTRAL		0-0-0		0-0-0		0-0-0		
<hr/>												
RPI S	Opponent	Score		RPI S	Opponent	Score		RPI S	Opponent	Score		
2 N	North Carolina	0	4	32 A	California	2	0	58 H	San Francisco	2	1	
10 A	Washington	0	0	49 A	Pepperdine	1	2	59 A	Oregon	2	2	
17 H	BYU	0	2					84 H	Gonzaga	0	1	
24 H	Santa Clara	1	1									

Non-Div. I Games:

Portland

Average RPI Win: 180		WON-LOST RECORD		WINNING PCT. RANK		LAST 10 GAMES		STRENGTH OF SCHEDULE		OPP. STRENGTH OF SCHEDULE		TEAM RPI		ADJ RPI		CONF. RPI		ADJ CONF. RPI	
Average RPI Loss: 24																			
DIV. I ONLY		14-3-2		.78947 23		9-0-1		135		95		45		.58476 45		13		13	
DIV. I NON-CONF.		5-3-1		.61111 110		0		119		30		83		.55724 84		13		13	
TOTALS		RPI 1-25		RPI 26-50		W-L RECORDS		RPI 51-100		RPI 101-150		RPI 150+							
14-3-2		0-2-0		0-1-0		OVERALL		1-0-1		3-0-0		10-0-1							
8-0-1		0-0-0		0-0-0		HOME		1-0-1		0-0-0		7-0-0							
6-3-1		0-2-0		0-1-0		AWAY		0-0-0		3-0-0		3-0-1							
0-0-0		0-0-0		0-0-0		NEUTRAL		0-0-0		0-0-0		0-0-0							
5-3-1		0-2-0		0-1-0		NON-CONFERENCE		0-0-1		1-0-0		4-0-0							
3-0-1		0-0-0		0-0-0		HOME		0-0-1		0-0-0		3-0-0							
2-3-0		0-2-0		0-0-		AWAY		0-0-0		1-0-0		1-0-0							
0-0-0		0-0-0		0-0-0		NEUTRAL		0-0-0		0-0-0		0-0-0							
9-0-1		0-0-0		0-0-0		CONFERENCE		1-0-0		2-0-0		6-0-1							
5-0-0		0-0-0		0-0-0		HOME		1-0-0		0-0-0		4-0-0							
4-0-1		0-0-0		0-0-0		AWAY		0-0-0		2-0-0		2-0-1							
0-0-0		0-0-0		0-0-0		NEUTRAL		0-0-0		0-0-0		0-0-0							
RPI S	Opponent	Score		RPI S	Opponent	Score		RPI S	Opponent	Score		RPI S	Opponent	Score					
16 A	Oklahoma St.	0	2	37 A	Notre Dame	0	1	71 H	La Salle	4	1	110 A	VCU	4	0				
18 A	Louisville	0	1					85 H	Purdue	0	0	114 A	George Washington	2	1				
												117 A	Missouri St.	1	0				
												167 A	Oral Roberts	2	0				
												174 H	Dayton	4	1				
												177 H	Drake	3	0				
												179 H	Saint Joseph's	1	0				
												200 A	Fordham	1	0				
												203 H	Iowa St.	1	0				
												204 H	Richmond	4	0				
												233 A	Rhode Island	4	1				
												252 A	George Mason	0	0				
												277 H	St. Bonaventure	3	0				
												289 H	Indiana St.	2	1				
				LAST 10 GAMES															
				114 A George Washington				277 H St. Bonaventure				3				0			
				204 H Richmond				179 H Saint Joseph's				1				0			
				252 A George Mason				174 H Dayton				4				1			
				200 A Fordham				110 A VCU				4				0			
				71 H La Salle				233 A Rhode Island				4				1			

Non-Div. I Games:

Saint Louis

Average RPI Win: 132		WON-LOST RECORD		WINNING PCT. RANK		LAST 10 GAMES		STRENGTH OF SCHEDULE		OPP. STRENGTH OF SCHEDULE		TEAM RPI		ADJ RPI		CONF. RPI		ADJ CONF. RPI	
DIV. I ONLY		10-7-0		.58824 115		6-4-0		36		52		46		.58432 46		4		4	
DIV. I NON-CONF.		5-4-0		.55556 145		1-1-0		44		114		65		.57178 66		4		4	
TOTALS		RPI 1-25		RPI 26-50		W-L RECORDS		RPI 51-100		RPI 101-150		RPI 150+							
10-7-0		2-2-0		0-2-0		OVERALL		3-2-0		0-1-0		5-0-0							
6-5-0		1-2-0		0-1-0		HOME		2-2-0		0-0-0		3-0-0							
4-2-0		1-0-0		0-1-0		AWAY		1-0-0		0-1-0		2-0-0							
0-0-0		0-0-0		0-0-0		NEUTRAL		0-0-0		0-0-0		0-0-0							
5-4-0		1-0-0		0-1-0		NON-CONFERENCE		1-2-0		0-1-0		3-0-0							
4-2-0		1-0-0		0-0-0		HOME		1-2-0		0-0-0		2-0-0							
1-2-0		0-0-0		0-0-		AWAY		0-0-0		0-1-0		1-0-0							
0-0-0		0-0-0		0-0-0		NEUTRAL		0-0-0		0-0-0		0-0-0							
5-3-0		1-2-0		0-1-0		CONFERENCE		2-0-0		0-0-0		2-0-0							
2-3-0		0-2-0		0-1-0		HOME		1-0-0		0-0-0		1-0-0							
3-0-0		1-0-0		0-0-0		AWAY		1-0-0		0-0-0		1-0-0							
0-0-0		0-0-0		0-0-0		NEUTRAL		0-0-0		0-0-0		0-0-0							
RPI S	Opponent	Score		RPI S	Opponent	Score		RPI S	Opponent	Score		RPI S	Opponent	Score					
10 H	Washington	2	0	33 H	West Virginia	1	2	51 H	TCU	1	0	102 A	Denver	0	3				
15 H	Texas Tech	1	2	36 A	Colorado	1	2	54 A	Baylor	2	1	160 H	A&M-Corpus Christi	3	0				
16 H	Oklahoma St.	0	2					62 H	Monmouth	0	4	186 A	Kansas St.	1	0				
19 A	Kansas	1	0					68 H	Providence	0	1	203 H	Iowa St.	3	2				
								84 H	Gonzaga	4	3	276 A	SFA	3	1				
												281 H	Grambling	8	0				
LAST 10 GAMES																			
15 H	Texas Tech	1	2	51 H	TCU	1	0	186 A	Kansas St.	1	0	19 A	Kansas	1	0				
203 H	Iowa St.	3	2	281 H	Grambling	8	0	68 H	Providence	0	1								
54 A	Baylor	2	1																
16 H	Oklahoma St.	0	2																
33 H	West Virginia	1	2																

Non-Div. I Games:

Texas

Average RPI Win:	138	WON-LOST	WINNING	LAST 10	STRENGTH OF	OPP. STRENGTH	TEAM	ADJ	CONF.	ADJ CONF.	
Average RPI Loss:	46	RECORD	PCT. RANK	GAMES	SCHEDULE	OF SCHEDULE	RPI	RPI	RPI	RPI	
DIV. I ONLY	6-7-4	.47059	182	1-6-3	8	28	49	.58361	47	2	2
DIV. I NON-CONF.	5-1-1	.78571	43	0-1-0	31	105	17	.64295	16	2	2
<hr/>											
TOTALS	RPI 1-25	RPI 26-50		W-L RECORDS		RPI 51-100		RPI 101-150		RPI 150+	
6-7-4	1-5-1	0-1-1		OVERALL		2-0-1		0-0-1		3-1-0	
5-3-3	1-2-1	0-1-1		HOME		1-0-0		0-0-1		3-0-0	
1-4-1	0-3-0	0-0-0		AWAY		1-0-1		0-0-0		0-1-0	
0-0-0	0-0-0	0-0-0		NEUTRAL		0-0-0		0-0-0		0-0-0	
5-1-1	1-0-0	0-1-0		NON-CONFERENCE		2-0-0		0-0-1		2-0-0	
4-1-1	1-0-0	0-1-0		HOME		1-0-0		0-0-1		2-0-0	
1-0-0	0-0-0	0-0-		AWAY		1-0-0		0-0-0		0-0-0	
0-0-0	0-0-0	0-0-0		NEUTRAL		0-0-0		0-0-0		0-0-0	
1-6-3	0-5-1	0-0-1		CONFERENCE		0-0-1		0-0-0		1-1-0	
1-2-2	0-2-1	0-0-1		HOME		0-0-0		0-0-0		1-0-0	
0-4-1	0-3-0	0-0-0		AWAY		0-0-1		0-0-0		0-1-0	
0-0-0	0-0-0	0-0-0		NEUTRAL		0-0-0		0-0-0		0-0-0	
RPI	S	Opponent	Score	RPI	S	Opponent	Score	RPI	S	Opponent	Score
2	A	North Carolina	0 4	27	H	South Fla.	2 3	57	A	Boston College	3 3
3	H	Virginia	1 1	31	H	NC State	1 1	78	A	Charlotte	3 0
4	H	Florida St.	1 2					79	H	UNCW	2 0
9	A	Virginia Tech	0 1								
14	H	Duke	2 3								
18	A	Louisville	1 2								
24	H	Santa Clara	2 1								
<hr/>											
LAST 10 GAMES											
		4 H Florida St.	1 2			18 A Louisville	1 2				
		165 H Pittsburgh	3 2			31 H NC State	1 1				
		9 A Virginia Tech	0 1			14 H Duke	2 3				
		57 A Boston College	3 3			3 H Virginia	1 1				
		250 A Syracuse	1 2			27 H South Fla.	2 3				

Non-Div. I Games:

Wake Forest

Average RPI Win:	140	WON-LOST RECORD	WINNING PCT. RANK	LAST 10 GAMES	STRENGTH OF SCHEDULE	OPP. STRENGTH OF SCHEDULE	TEAM RPI	ADJ RPI	CONF. RPI	ADJ CONF. RPI			
DIV. I ONLY		9-5-3	.61765	97	4-4-2	59	58	48	.5827	48	3	3	
DIV. I NON-CONF.		6-1-1	.8125	36	1-0-0	74	126	31	.62086	31	3	3	
<hr/>													
TOTALS	RPI 1-25	RPI 26-50		W-L RECORDS		RPI 51-100		RPI 101-150		RPI 150+			
9-5-3	1-1-1	0-2-0		OVERALL		3-2-1		1-0-1		4-0-0			
8-1-0	1-0-0	0-1-0		HOME		2-0-0		1-0-0		4-0-0			
1-4-3	0-1-1	0-1-0		AWAY		1-2-1		0-0-1		0-0-0			
0-0-0	0-0-0	0-0-0		NEUTRAL		0-0-0		0-0-0		0-0-0			
6-1-1	0-1-0	0-0-0		NON-CONFERENCE		2-0-0		1-0-1		3-0-0			
5-0-0	0-0-0	0-0-0		HOME		1-0-0		1-0-0		3-0-0			
1-1-1	0-1-0	0-0-		AWAY		1-0-0		0-0-1		0-0-0			
0-0-0	0-0-0	0-0-0		NEUTRAL		0-0-0		0-0-0		0-0-0			
3-4-2	1-0-1	0-2-0		CONFERENCE		1-2-1		0-0-0		1-0-0			
3-1-0	1-0-0	0-1-0		HOME		1-0-0		0-0-0		1-0-0			
0-3-2	0-0-1	0-1-0		AWAY		0-2-1		0-0-0		0-0-0			
0-0-0	0-0-0	0-0-0		NEUTRAL		0-0-0		0-0-0		0-0-0			
RPI	S	Opponent	Score	RPI	S	Opponent	Score	RPI	S	Opponent	Score		
12	A	South Carolina	1 1	34	H	Alabama	1 2	61	A	Columbia	3 0		
13	A	Rutgers	0 1	42	A	Vanderbilt	0 1	65	H	Georgia	1 0		
21	H	Florida	1 0					70	A	Mississippi St.	1 1		
								72	H	Mercer	3 0		
								81	A	Auburn	0 1		
								87	A	Missouri	0 2		
										104	A	Massachusetts	3 3
										131	H	Cincinnati	3 1
										169	H	Kentucky	2 0
										200	H	Fordham	3 1
										255	H	UC Davis	1 0
										290	H	Southeastern La.	2 0
<hr/>													
LAST 10 GAMES													
				70	A	Mississippi St.	1 1	169	H	Kentucky	2 0		
				21	H	Florida	1 0	34	H	Alabama	1 2		
				12	A	South Carolina	1 1	81	A	Auburn	0 1		
				87	A	Missouri	0 2	42	A	Vanderbilt	0 1		
				65	H	Georgia	1 0	255	H	UC Davis	1 0		

Non-Div. I Games:

Tennessee

Average RPI Win: 147		WON-LOST	WINNING	LAST 10	STRENGTH OF	OPP. STRENGTH	TEAM	ADJ	CONF.	ADJ CONF.				
Average RPI Loss: 67		RECORD	PCT. RANK	GAMES	SCHEDULE	OF SCHEDULE	RPI	RPI	RPI	RPI				
DIV. I ONLY		8-6-2	.5625	134	6-3-1	35	51	50	.58019	49	7	7		
DIV. I NON-CONF.		4-4-2	.5	159	2-1-1	33	23	64	.57567	64	8	8		
TOTALS		RPI 1-25	RPI 26-50		W-L RECORDS		RPI 51-100		RPI 101-150		RPI 150+			
8-6-2		1-2-2	1-2-0		OVERALL		2-1-0		0-0-0		4-1-0			
6-2-1		1-0-1	1-1-0		HOME		2-1-0		0-0-0		2-0-0			
2-3-0		0-2-0	0-0-0		AWAY		0-0-0		0-0-0		2-1-0			
0-1-1		0-0-1	0-1-0		NEUTRAL		0-0-0		0-0-0		0-0-0			
4-4-2		1-0-2	0-2-0		NON-CONFERENCE		1-1-0		0-0-0		2-1-0			
3-2-1		1-0-1	0-1-0		HOME		1-1-0		0-0-0		1-0-0			
1-1-0		0-0-0	0-0-		AWAY		0-0-0		0-0-0		1-1-0			
0-1-1		0-0-1	0-1-0		NEUTRAL		0-0-0		0-0-0		0-0-0			
4-2-0		0-2-0	1-0-0		CONFERENCE		1-0-0		0-0-0		2-0-0			
3-0-0		0-0-0	1-0-0		HOME		1-0-0		0-0-0		1-0-0			
1-2-0		0-2-0	0-0-0		AWAY		0-0-0		0-0-0		1-0-0			
0-0-0		0-0-0	0-0-0		NEUTRAL		0-0-0		0-0-0		0-0-0			
RPI	S	Opponent	Score		RPI	S	Opponent	Score		RPI	S	Opponent	Score	
1	H	Stanford	1	0	26	N	Washington St.	1	2	73	H	Illinois	2	3
11	N	UCLA	2	2	42	H	Vanderbilt	0	1	84	H	Gonzaga	2	0
17	A	BYU	1	5	44	H	Portland	2	1	99	H	San Diego St.	2	0
20	H	Texas A&M	0	0										
24	A	Santa Clara	3	4										

Non-Div. I Games:

Pepperdine

Non-Div. I Games:

Ole Miss

TCU

TCU

Average RPI Win:	203	WON-LOST	WINNING	LAST 10	STRENGTH OF	OPP. STRENGTH	TEAM	ADJ	CONF.	ADJ CONF.	
Average RPI Loss:	270	RECORD	PCT. RANK	GAMES	SCHEDULE	OF SCHEDULE	RPI	RPI	RPI	RPI	
DIV. I ONLY	14-1-1	.90625	6	9-0-1	252	182	52	.57662	52	22	22
DIV. I NON-CONF.	7-1-0	.875	22	2-0-0	297	103	98	.5457	98	27	27
<hr/>											
TOTALS	RPI 1-25	RPI 26-50		W-L RECORDS		RPI 51-100		RPI 101-150		RPI 150+	
14-1-1	0-0-0	0-0-0		OVERALL		2-0-0		3-0-0		9-1-1	
9-0-0	0-0-0	0-0-0		HOME		1-0-0		2-0-0		6-0-0	
5-1-1	0-0-0	0-0-0		AWAY		1-0-0		1-0-0		3-1-1	
0-0-0	0-0-0	0-0-0		NEUTRAL		0-0-0		0-0-0		0-0-0	
7-1-0	0-0-0	0-0-0		NON-CONFERENCE		2-0-0		1-0-0		4-1-0	
5-0-0	0-0-0	0-0-0		HOME		1-0-0		1-0-0		3-0-0	
2-1-0	0-0-0	0-0-		AWAY		1-0-0		0-0-0		1-1-0	
0-0-0	0-0-0	0-0-0		NEUTRAL		0-0-0		0-0-0		0-0-0	
7-0-1	0-0-0	0-0-0		CONFERENCE		0-0-0		2-0-0		5-0-1	
4-0-0	0-0-0	0-0-0		HOME		0-0-0		1-0-0		3-0-0	
3-0-1	0-0-0	0-0-0		AWAY		0-0-0		1-0-0		2-0-1	
0-0-0	0-0-0	0-0-0		NEUTRAL		0-0-0		0-0-0		0-0-0	
RPI S	Opponent	Score	RPI S	Opponent	Score	RPI S	Opponent	Score	RPI S	Opponent	Score
						60 A	DePaul	2 1	142 H	Northern Ky.	3 0
						66 H	Butler	3 2	143 H	Marquette	1 0
									147 A	UIC	3 0
									161 H	IUPUI	3 0
									184 A	Wright St.	3 0
									225 H	Western Ill.	3 0
									237 A	Oakland	0 0
									245 A	Cleveland St.	5 1
									270 A	Eastern Ky.	0 1
									273 H	Northern Ill.	3 1
									289 A	Indiana St.	2 0
									292 H	Eastern Ill.	5 2
									293 H	Green Bay	1 0
									325 H	Detroit Mercy	2 0
<hr/>											
LAST 10 GAMES											
						237 A	Oakland	0 0	293 H	Green Bay	1 0
						161 H	IUPUI	3 0	245 A	Cleveland St.	5 1
						142 H	Northern Ky.	3 0	325 H	Detroit Mercy	2 0
						184 A	Wright St.	3 0	143 H	Marquette	1 0
						147 A	UIC	3 0	225 H	Western Ill.	3 0

Non-Div. I Games:

Milwaukee

Average RPI Win:	167	WON-LOST	WINNING	LAST 10	STRENGTH OF	OPP. STRENGTH	TEAM	ADJ	CONF.	ADJ CONF.	
Average RPI Loss:	68 <th>RECORD</th> <th>PCT. RANK</th> <th>GAMES</th> <th>SCHEDULE</th> <th>OF SCHEDULE</th> <th>RPI</th> <th>RPI</th> <th>RPI</th> <th>RPI</th>	RECORD	PCT. RANK	GAMES	SCHEDULE	OF SCHEDULE	RPI	RPI	RPI	RPI	
DIV. I ONLY	13-3-2	.77778	28	8-2-0	164	98	53	.5733	53	8	8
DIV. I NON-CONF.	7-1-2	.8	40	2-0-0	149	146	60	.58229	61	7	7
TOTALS	RPI 1-25	RPI 26-50	W-L RECORDS		RPI 51-100	RPI 101-150		RPI 150+			
13-3-2	0-0-0	0-1-0	OVERALL		4-2-0	4-0-1		5-0-1			
6-0-1	0-0-0	0-0-0	HOME		4-0-0	1-0-0		1-0-1			
7-3-1	0-0-0	0-1-0	AWAY		0-2-0	3-0-1		4-0-0			
0-0-0	0-0-0	0-0-0	NEUTRAL		0-0-0	0-0-0		0-0-0			
7-1-2	0-0-0	0-0-0	NON-CONFERENCE		1-1-0	3-0-1		3-0-1			
2-0-1	0-0-0	0-0-0	HOME		1-0-0	1-0-0		0-0-1			
5-1-1	0-0-0	0-0-	AWAY		0-1-0	2-0-1		3-0-0			
0-0-0	0-0-0	0-0-0	NEUTRAL		0-0-0	0-0-0		0-0-0			
6-2-0	0-0-0	0-1-0	CONFERENCE		3-1-0	1-0-0		2-0-0			
4-0-0	0-0-0	0-0-0	HOME		3-0-0	0-0-0		1-0-0			
2-2-0	0-0-0	0-1-0	AWAY		0-1-0	1-0-0		1-0-0			
0-0-0	0-0-0	0-0-0	NEUTRAL		0-0-0	0-0-0		0-0-0			
RPI S	Opponent	Score	RPI S	Opponent	Score	RPI S	Opponent	Score	RPI S	Opponent	Score
			35 A	Georgetown	1 2	60 H	DePaul	2 1	121 A	Murray St.	4 3
						68 H	Providence	2 0	131 A	Cincinnati	0 0
						83 A	Villanova	0 1	136 A	Lipscomb	2 1
						87 A	Missouri	2 3	142 H	Northern Ky.	4 0
						95 H	Creighton	3 1	143 A	Marquette	2 1
						100 H	Bowling Green	2 1	174 H	Dayton	0 0
									229 A	St. John's (NY)	3 0
									234 A	Akron	2 0
									238 A	Kent St.	1 0
									295 A	Miami (OH)	1 0
									309 H	Seton Hall	5 0
			LAST 10 GAMES								
			60 H	DePaul	2 1	309 H	Seton Hall	5 0			
			143 A	Marquette	2 1	95 H	Creighton	3 1			
			229 A	St. John's (NY)	3 0	83 A	Villanova	0 1			
			68 H	Providence	2 0	136 A	Lipscomb	2 1			
			35 A	Georgetown	1 2	295 A	Miami (OH)	1 0			

Non-Div. I Games:

Xavier

Average RPI Win: 141		WON-LOST RECORD	WINNING PCT. RANK	LAST 10 GAMES	STRENGTH OF SCHEDULE	OPP. STRENGTH OF SCHEDULE	TEAM RPI	ADJ RPI	CONF. RPI	ADJ CONF. RPI	
Average RPI Loss: 32											
DIV. I ONLY		8-6-3	.55882 139	5-4-1	46	34	55	.57298 54	4	4	
DIV. I NON-CONF.		4-2-3	.61111 110	1-0-1	29	65	47	.59936 48	4	4	
<hr/>											
TOTALS		RPI 1-25	RPI 26-50		W-L RECORDS		RPI 51-100		RPI 101-150		RPI 150+
8-6-3		0-3-1	1-2-0		OVERALL		2-1-0		0-0-2		5-0-0
4-3-1		0-2-1	1-1-0		HOME		1-0-0		0-0-0		2-0-0
4-3-2		0-1-0	0-1-0		AWAY		1-1-0		0-0-2		3-0-0
0-0-0		0-0-0	0-0-0		NEUTRAL		0-0-0		0-0-0		0-0-0
4-2-3		0-1-1	0-1-0		NON-CONFERENCE		1-0-0		0-0-2		3-0-0
2-1-1		0-1-1	0-0-0		HOME		1-0-0		0-0-0		1-0-0
2-1-2		0-0-0	0-0-		AWAY		0-0-0		0-0-2		2-0-0
0-0-0		0-0-0	0-0-0		NEUTRAL		0-0-0		0-0-0		0-0-0
4-4-0		0-2-0	1-1-0		CONFERENCE		1-1-0		0-0-0		2-0-0
2-2-0		0-1-0	1-1-0		HOME		0-0-0		0-0-0		1-0-0
2-2-0		0-1-0	0-0-0		AWAY		1-1-0		0-0-0		1-0-0
0-0-0		0-0-0	0-0-0		NEUTRAL		0-0-0		0-0-0		0-0-0
RPI S	Opponent	Score		RPI S	Opponent	Score		RPI S	Opponent	Score	
5 H	Southern California	2	2	33 H	West Virginia	4	2	51 A	TCU	4	0
6 H	Arkansas	0	2	36 A	Colorado	0	1	67 A	Oklahoma	1	2
15 H	Texas Tech	0	2	46 H	Texas	1	2	84 H	Gonzaga	2	1
19 A	Kansas	1	4								

Non-Div. I Games:

Baylor

Average RPI Win: 165		WON-LOST	WINNING	LAST 10	STRENGTH OF	OPP. STRENGTH	TEAM	ADJ	CONF.	ADJ CONF.					
Average RPI Loss: 18		RECORD	PCT. RANK	GAMES	SCHEDULE	OF SCHEDULE	RPI	RPI	RPI	RPI					
DIV. I ONLY		6-7-4	.47059	182	2-4-4	9	48	54	.57289	55	1	1			
DIV. I NON-CONF.		5-3-1	.61111	110	1-0-1	57	104	63	.57662	63	1	1			
<hr/>															
TOTALS		RPI 1-25	RPI 26-50		W-L RECORDS		RPI 51-100		RPI 101-150		RPI 150+				
6-7-4		0-4-0	0-3-2		OVERALL		2-0-1		0-0-1		4-0-0				
4-2-3		0-1-0	0-1-2		HOME		1-0-1		0-0-0		3-0-0				
2-5-1		0-3-0	0-2-0		AWAY		1-0-0		0-0-1		1-0-0				
0-0-0		0-0-0	0-0-0		NEUTRAL		0-0-0		0-0-0		0-0-0				
5-3-1		0-1-0	0-2-0		NON-CONFERENCE		1-0-1		0-0-0		4-0-0				
3-0-1		0-0-0	0-0-0		HOME		0-0-1		0-0-0		3-0-0				
2-3-0		0-1-0	0-0-		AWAY		1-0-0		0-0-0		1-0-0				
0-0-0		0-0-0	0-0-0		NEUTRAL		0-0-0		0-0-0		0-0-0				
1-4-3		0-3-0	0-1-2		CONFERENCE		1-0-0		0-0-1		0-0-0				
1-2-2		0-1-0	0-1-2		HOME		1-0-0		0-0-0		0-0-0				
0-2-1		0-2-0	0-0-0		AWAY		0-0-0		0-0-1		0-0-0				
0-0-0		0-0-0	0-0-0		NEUTRAL		0-0-0		0-0-0		0-0-0				
RPI	S	Opponent	Score	RPI	S	Opponent	Score	RPI	S	Opponent	Score				
1	H	Stanford	0 4	28	H	Arizona	0 0	59	H	Oregon	2 0	133	A	Arizona St.	2 2
5	A	Southern California	1 2	29	A	Clemson	0 2	66	H	Butler	0 0	152	H	San Diego	1 0
11	A	UCLA	0 2	32	H	California	1 2	82	A	Boise St.	1 0	208	H	Utah St.	3 0
17	A	BYU	0 2	34	A	Alabama	0 3					221	H	Cal Poly	1 0
				43	H	Oregon St.	1 1					266	A	Nevada	2 0
<hr/>															
LAST 10 GAMES															
				1	H	Stanford	0 4	59	H	Oregon	2 0				
				32	H	California	1 2	43	H	Oregon St.	1 1				
				28	H	Arizona	0 0	133	A	Arizona St.	2 2				
				11	A	UCLA	0 2	152	H	San Diego	1 0				
				5	A	Southern California	1 2	66	H	Butler	0 0				

Non-Div. I Games:

Utah

Average RPI Win: 200		WON-LOST RECORD	WINNING PCT. RANK	LAST 10 GAMES	STRENGTH OF SCHEDULE	OPP. STRENGTH OF SCHEDULE	TEAM RPI	ADJ RPI	CONF. RPI	ADJ CONF. RPI												
Average RPI Loss: 124																						
DIV. I ONLY		14-4-0	.77778	28	8-2-0	139	192	56	.57273	56	18	18										
DIV. I NON-CONF.		6-2-0	.75	49	0	98	189	56	.59038	56	17	16										
<hr/>																						
TOTALS		RPI 1-25		RPI 26-50		W-L RECORDS		RPI 51-100		RPI 101-150		RPI 150+										
14-4-0		0-1-0		0-0-0		OVERALL		2-1-0		3-1-0		9-1-0										
9-1-0		0-0-0		0-0-0		HOME		1-0-0		2-1-0		6-0-0										
5-3-0		0-1-0		0-0-0		AWAY		1-1-0		1-0-0		3-1-0										
0-0-0		0-0-0		0-0-0		NEUTRAL		0-0-0		0-0-0		0-0-0										
6-2-0		0-1-0		0-0-0		NON-CONFERENCE		1-1-0		2-0-0		3-0-0										
5-0-0		0-0-0		0-0-0		HOME		1-0-0		2-0-0		2-0-0										
1-2-0		0-1-0		0-0-		AWAY		0-1-0		0-0-0		1-0-0										
0-0-0		0-0-0		0-0-0		NEUTRAL		0-0-0		0-0-0		0-0-0										
8-2-0		0-0-0		0-0-0		CONFERENCE		1-0-0		1-1-0		6-1-0										
4-1-0		0-0-0		0-0-0		HOME		0-0-0		0-1-0		4-0-0										
4-1-0		0-0-0		0-0-0		AWAY		1-0-0		1-0-0		2-1-0										
0-0-0		0-0-0		0-0-0		NEUTRAL		0-0-0		0-0-0		0-0-0										
RPI	S	Opponent		Score		RPI	S	Opponent		Score		RPI	S	Opponent		Score						
23	A	Fla. Atlantic		0 1								105	H	Illinois St.		1 0						
								76 H Loyola Chicago		2 1		143	H	Marquette		1 0						
								77 A FGCU		0 2		149	A	Western Mich.		2 1						
								100 A Bowling Green		1 0		150	H	Central Mich.		0 1						
												190	A	Buffalo		3 2						
												193	H	Ohio		2 1						
												217	A	Omaha		1 0						
												234	A	Akron		1 0						
												238	H	Kent St.		3 2						
												246	A	Toledo		0 1						
												263	H	Eastern Mich.		3 2						
												273	H	Northern Ill.		1 0						
												292	H	Eastern Ill.		6 0						
												321	H	Purdue Fort Wayne		4 0						
<hr/>																						
LAST 10 GAMES																						
193 H Ohio						2 1						273 H Northern Ill.						1 0				
238 H Kent St.						3 2						190 A Buffalo						3 2				
100 A Bowling Green						1 0						234 A Akron						1 0				
246 A Toledo						0 1						263 H Eastern Mich.						3 2				
149 A Western Mich.						2 1						150 H Central Mich.						0 1				

Non-Div. I Games:

Ball St.

Average RPI Win: 135		WON-LOST RECORD		WINNING PCT. RANK		LAST 10 GAMES		STRENGTH OF SCHEDULE		OPP. STRENGTH OF SCHEDULE		TEAM RPI		ADJ RPI		CONF. RPI		ADJ CONF. RPI	
DIV. I ONLY		8-7-2		.52941 157		2-7-1		50		11		58		.57154 57		2		2	
DIV. I NON-CONF.		7-0-1		.9375 7		1-0-0		172		29		26		.62668 24		2		2	
TOTALS		RPI 1-25		RPI 26-50		W-L RECORDS		RPI 51-100		RPI 101-150		RPI 150+							
8-7-2		0-5-0		0-1-1		OVERALL		2-0-1		3-0-0		3-1-0							
6-2-2		0-2-0		0-0-1		HOME		0-0-1		3-0-0		3-0-0							
2-5-0		0-3-0		0-1-0		AWAY		2-0-0		0-0-0		0-1-0							
0-0-0		0-0-0		0-0-0		NEUTRAL		0-0-0		0-0-0		0-0-0							
7-0-1		0-0-0		0-0-0		NON-CONFERENCE		2-0-1		2-0-0		3-0-0							
5-0-1		0-0-0		0-0-0		HOME		0-0-1		2-0-0		3-0-0							
2-0-0		0-0-0		0-0-		AWAY		2-0-0		0-0-0		0-0-0							
0-0-0		0-0-0		0-0-0		NEUTRAL		0-0-0		0-0-0		0-0-0							
1-7-1		0-5-0		0-1-1		CONFERENCE		0-0-0		1-0-0		0-1-0							
1-2-1		0-2-0		0-0-1		HOME		0-0-0		1-0-0		0-0-0							
0-5-0		0-3-0		0-1-0		AWAY		0-0-0		0-0-0		0-1-0							
0-0-0		0-0-0		0-0-0		NEUTRAL		0-0-0		0-0-0		0-0-0							
RPI	S	Opponent		Score	RPI	S	Opponent		Score	RPI	S	Opponent		Score					
2	H	North Carolina		0 3	31	A	NC State		0 2	68	H	Providence		1 1					
3	A	Virginia		1 6	47	H	Wake Forest		3 3	70	A	Mississippi St.		2 0					
4	A	Florida St.		4 5						75	A	Princeton		2 1					
9	A	Virginia Tech		1 2								Massachusetts		2 1					
18	H	Louisville		1 2								Northeastern		1 0					
												Miami (FL)		4 0					
												Pittsburgh		1 2					
												New Hampshire		2 0					
												UMass Lowell		4 1					
												Boston U.		3 0					
LAST 10 GAMES																			
3	A	Virginia		1 6	31	A	NC State		0 2										
9	A	Virginia Tech		1 2	18	H	Louisville		1 2										
2	H	North Carolina		0 3	113	H	Miami (FL)		4 0										
47	H	Wake Forest		3 3	4	A	Florida St.		4 5										
165	A	Pittsburgh		1 2	70	A	Mississippi St.		2 0										

Non-Div. I Games:

Boston College

Average RPI Win:		173	WON-LOST RECORD		WINNING PCT. RANK		LAST 10 GAMES		STRENGTH OF SCHEDULE		OPP. STRENGTH OF SCHEDULE		TEAM RPI		ADJ RPI		CONF. RPI		ADJ CONF. RPI																																																																																																																																																																																																										
Average RPI Loss:		74																																																																																																																																																																																																																											
DIV. I ONLY			10-5-2		.64706 84		5-3-2		95		84		62		.56957 58		7		7																																																																																																																																																																																																										
DIV. I NON-CONF.			7-3-1		.68182 78		2-1-1		43		69		39		.60934 38		8		8																																																																																																																																																																																																										
TOTALS		RPI 1-25		RPI 26-50		W-L RECORDS		RPI 51-100		RPI 101-150		RPI 150+																																																																																																																																																																																																																	
10-5-2		0-2-0		1-1-0		OVERALL		2-0-1		1-1-1		6-1-0																																																																																																																																																																																																																	
4-2-1		0-1-0		0-0-0		HOME		0-0-0		0-0-1		4-1-0																																																																																																																																																																																																																	
5-2-1		0-0-0		1-1-0		AWAY		1-0-1		1-1-0		2-0-0																																																																																																																																																																																																																	
1-1-0		0-1-0		0-0-0		NEUTRAL		1-0-0		0-0-0		0-0-0																																																																																																																																																																																																																	
7-3-1		0-2-0		1-0-0		NON-CONFERENCE		2-0-0		1-1-1		3-0-0																																																																																																																																																																																																																	
3-1-1		0-1-0		0-0-0		HOME		0-0-0		0-0-1		3-0-0																																																																																																																																																																																																																	
3-1-0		0-0-0		1-0-		AWAY		1-0-0		1-1-0		0-0-0																																																																																																																																																																																																																	
1-1-0		0-1-0		0-0-0		NEUTRAL		1-0-0		0-0-0		0-0-0																																																																																																																																																																																																																	
3-2-1		0-0-0		0-1-0		CONFERENCE		0-0-1		0-0-0		3-1-0																																																																																																																																																																																																																	
1-1-0		0-0-0		0-0-0		HOME		0-0-0		0-0-0		1-1-0																																																																																																																																																																																																																	
2-1-1		0-0-0		0-1-0		AWAY		0-0-1		0-0-0		2-0-0																																																																																																																																																																																																																	
0-0-0		0-0-0		0-0-0		NEUTRAL		0-0-0		0-0-0		0-0-0																																																																																																																																																																																																																	
RPI	S	Opponent		Score		RPI	S	Opponent		Score		RPI	S	Opponent		Score		RPI	S	Opponent		Score																																																																																																																																																																																																							
1	H	Stanford		0	9	41	A	Harvard		3	1	73	N	Illinois		3	0	109	A	Northeastern		1	2																																																																																																																																																																																																						
5	N	Southern California		0	2	44	A	Portland		1	2	84	A	Gonzaga		3	3	138	H	Cal St. Fullerton		3	3																																																																																																																																																																																																						

Non-Div. I Games:

San Francisco

Average RPI Win: 155		WON-LOST	WINNING	LAST 10	STRENGTH OF		OPP. STRENGTH	TEAM	ADJ		CONF.	ADJ CONF.
Average RPI Loss: 24		RECORD	PCT. RANK	GAMES	SCHEDULE		OF SCHEDULE	RPI	RPI		RPI	RPI
DIV. I ONLY		5-6-5	.46875	189	2-5-3		27	21	61		.56882	59
DIV. I NON-CONF.		4-1-3	.6875	74	1-0-1		76	64	53		.59375	52
TOTALS		RPI 1-25	RPI 26-50		W-L RECORDS		RPI 51-100		RPI 101-150		RPI 150+	
5-6-5		0-3-0	0-2-4		OVERALL		2-1-0		1-0-0		2-0-1	
3-2-2		0-1-0	0-1-2		HOME		1-0-0		0-0-0		2-0-0	
2-4-3		0-2-0	0-1-2		AWAY		1-1-0		1-0-0		0-0-1	
0-0-0		0-0-0	0-0-0		NEUTRAL		0-0-0		0-0-0		0-0-0	
4-1-3		0-1-0	0-0-2		NON-CONFERENCE		2-0-0		0-0-0		2-0-1	
3-0-1		0-0-0	0-0-1		HOME		1-0-0		0-0-0		2-0-0	
1-1-2		0-1-0	0-1-		AWAY		1-0-0		0-0-0		0-0-1	
0-0-0		0-0-0	0-0-0		NEUTRAL		0-0-0		0-0-0		0-0-0	
1-5-2		0-2-0	0-2-2		CONFERENCE		0-1-0		1-0-0		0-0-0	
0-2-1		0-1-0	0-1-1		HOME		0-0-0		0-0-0		0-0-0	
1-3-1		0-1-0	0-1-1		AWAY		0-1-0		1-0-0		0-0-0	
0-0-0		0-0-0	0-0-0		NEUTRAL		0-0-0		0-0-0		0-0-0	
RPI S	Opponent	Score	RPI S	Opponent	Score	RPI S	Opponent	Score	RPI S	Opponent	Score	
1	H Stanford	0 5	26	H Washington St.	0 1	55	A Utah	0 2	133	A Arizona St.	1 0	
10	A Washington	1 2	28	A Arizona	2 5	63	A Furman	3 2	153	A Fresno St.	2 2	
24	A Santa Clara	1 4	29	A Clemson	1 1	83	H Villanova	4 0	190	H Buffalo	2 1	
			32	H California	1 1				305	H Portland St.	4 2	
			36	A Colorado	2 2							
			44	H Portland	2 2							
LAST 10 GAMES												
			133	A Arizona St.	1 0	55	A Utah	0 2				
			28	A Arizona	2 5	36	A Colorado	2 2				
			26	H Washington St.	0 1	10	A Washington	1 2				
			1	H Stanford	0 5	190	H Buffalo	2 1				
			32	H California	1 1	44	H Portland	2 2				

Non-Div. I Games:

Oregon

Average RPI Win: 130		WON-LOST RECORD	WINNING PCT. RANK		LAST 10 GAMES	STRENGTH OF SCHEDULE	OPP. STRENGTH OF SCHEDULE	TEAM RPI	ADJ RPI		CONF. RPI	ADJ CONF. RPI					
Average RPI Loss: 64																	
DIV. I ONLY		7-7-3	.5	168	4-3-3	22	92	64	.56881	60	8	8					
DIV. I NON-CONF.		3-4-2	.44444	191	0-0-2	5	94	58	.58874	58	7	7					
<hr/>																	
TOTALS		RPI 1-25		RPI 26-50		W-L RECORDS		RPI 51-100		RPI 101-150		RPI 150+					
7-7-3		1-1-0		1-0-0		OVERALL		2-6-3		0-0-0		3-0-0					
4-3-2		0-0-0		1-0-0		HOME		1-3-2		0-0-0		2-0-0					
2-3-1		0-0-0		0-0-0		AWAY		1-3-1		0-0-0		1-0-0					
1-1-0		1-1-0		0-0-0		NEUTRAL		0-0-0		0-0-0		0-0-0					
3-4-2		1-1-0		0-0-0		NON-CONFERENCE		1-3-2		0-0-0		1-0-0					
0-3-2		0-0-0		0-0-0		HOME		0-3-2		0-0-0		0-0-0					
2-0-0		0-0-0		0-0-		AWAY		1-0-0		0-0-0		1-0-0					
1-1-0		1-1-0		0-0-0		NEUTRAL		0-0-0		0-0-0		0-0-0					
4-3-1		0-0-0		1-0-0		CONFERENCE		1-3-1		0-0-0		2-0-0					
4-0-0		0-0-0		1-0-0		HOME		1-0-0		0-0-0		2-0-0					
0-3-1		0-0-0		0-0-0		AWAY		0-3-1		0-0-0		0-0-0					
0-0-0		0-0-0		0-0-0		NEUTRAL		0-0-0		0-0-0		0-0-0					
RPI	S	Opponent		Score		RPI	S	Opponent		Score		RPI	S	Opponent		Score	
12	N	South Carolina		0	1	35	H	Georgetown		1	0	52	H	Milwaukee		1	2
19	N	Kansas		1	0							53	A	Xavier		1	2
												66	H	Butler		2	1
												68	A	Providence		0	0
												69	H	SMU		1	2
												76	A	Loyola Chicago		2	0
												83	A	Villanova		1	3
												85	H	Purdue		0	3
												86	H	Samford		0	0
												95	A	Creighton		0	2
												100	H	Bowling Green		1	1
<hr/>																	
LAST 10 GAMES																	
						53	A	Xavier		1	2	229	H	St. John's (NY)		2	0
						35	H	Georgetown		1	0	66	H	Butler		2	1
						309	H	Seton Hall		4	0	95	A	Creighton		0	2
						83	A	Villanova		1	3	86	H	Samford		0	0
						68	A	Providence		0	0	100	H	Bowling Green		1	1

Non-Div. I Games:

DePaul

C
o
l
u
m
b
i
a

Columbia

Average RPI Win: 231		WON-LOST RECORD	WINNING PCT. RANK		LAST 10 GAMES	STRENGTH OF SCHEDULE	OPP. STRENGTH OF SCHEDULE	TEAM RPI	ADJ RPI		CONF. RPI	ADJ CONF. RPI					
Average RPI Loss: 27																	
DIV. I ONLY		11-2-2	.8	20	10-0-0	175	211	59	.56806	62	25	25					
DIV. I NON-CONF.		2-2-2	.5	159	1-0-0	97	51	103	.54031	103	28	28					
<hr/>																	
TOTALS		RPI 1-25		RPI 26-50		W-L RECORDS		RPI 51-100		RPI 101-150		RPI 150+					
11-2-2		0-1-0		1-1-0		OVERALL		0-0-0		0-0-0		10-0-2					
4-2-0		0-1-0		0-1-0		HOME		0-0-0		0-0-0		4-0-0					
7-0-2		0-0-0		1-0-0		AWAY		0-0-0		0-0-0		6-0-2					
0-0-0		0-0-0		0-0-0		NEUTRAL		0-0-0		0-0-0		0-0-0					
2-2-2		0-1-0		1-1-0		NON-CONFERENCE		0-0-0		0-0-0		1-0-2					
0-2-0		0-1-0		0-1-0		HOME		0-0-0		0-0-0		0-0-0					
2-0-2		0-0-0		1-0-		AWAY		0-0-0		0-0-0		1-0-2					
0-0-0		0-0-0		0-0-0		NEUTRAL		0-0-0		0-0-0		0-0-0					
9-0-0		0-0-0		0-0-0		CONFERENCE		0-0-0		0-0-0		9-0-0					
4-0-0		0-0-0		0-0-0		HOME		0-0-0		0-0-0		4-0-0					
5-0-0		0-0-0		0-0-0		AWAY		0-0-0		0-0-0		5-0-0					
0-0-0		0-0-0		0-0-0		NEUTRAL		0-0-0		0-0-0		0-0-0					
RPI	S	Opponent		Score		RPI	S	Opponent		Score		RPI	S	Opponent		Score	
22	H	Hofstra		0	1	31	H	NC State		0	1	157	A	Quinnipiac		1	0
						46	A	Texas		4	0	180	A	Fairleigh Dickinson		1	0
												196	H	Rider		4	0
												211	A	Lehigh		0	0
												230	A	Niagara		4	0
												243	A	Drexel		0	0
												249	H	Marist		3	0
												275	A	Siena		1	0
												291	H	Canisius		6	0
												297	A	Iona		5	0
												311	H	Manhattan		3	1
												312	A	Saint Peter's		2	0
						LAST 10 GAMES											
						196	H	Rider		4	0	157	A	Quinnipiac		1	0
						230	A	Niagara		4	0	311	H	Manhattan		3	1
						297	A	Iona		5	0	249	H	Marist		3	0
						291	H	Canisius		6	0	312	A	Saint Peter's		2	0
						275	A	Siena		1	0	46	A	Texas		4	0

Non-Div. I Games:

Monmouth

Average RPI Win:	198	WON-LOST RECORD	WINNING PCT. RANK	LAST 10 GAMES	STRENGTH OF SCHEDULE	OPP. STRENGTH OF SCHEDULE	TEAM RPI	ADJ RPI	CONF. RPI	ADJ CONF. RPI			
DIV. I ONLY		12-5-1	.69444	57	7-2-1	106	133	60	.56574	63	14	14	
DIV. I NON-CONF.		5-4-0	.55556	145	0-1-0	85	102	92	.55074	93	18	18	
<hr/>													
TOTALS	RPI 1-25	RPI 26-50		W-L RECORDS		RPI 51-100		RPI 101-150		RPI 150+			
12-5-1	0-0-0	0-1-0		OVERALL		1-4-1		5-0-0		6-0-0			
7-1-0	0-0-0	0-0-0		HOME		1-1-0		2-0-0		4-0-0			
5-3-1	0-0-0	0-1-0		AWAY		0-2-1		3-0-0		2-0-0			
0-1-0	0-0-0	0-0-0		NEUTRAL		0-1-0		0-0-0		0-0-0			
5-4-0	0-0-0	0-1-0		NON-CONFERENCE		0-3-0		3-0-0		2-0-0			
2-1-0	0-0-0	0-0-0		HOME		0-1-0		1-0-0		1-0-0			
3-2-0	0-0-0	0-0-		AWAY		0-1-0		2-0-0		1-0-0			
0-1-0	0-0-0	0-0-0		NEUTRAL		0-1-0		0-0-0		0-0-0			
7-1-1	0-0-0	0-0-0		CONFERENCE		1-1-1		2-0-0		4-0-0			
5-0-0	0-0-0	0-0-0		HOME		1-0-0		1-0-0		3-0-0			
2-1-1	0-0-0	0-0-0		AWAY		0-1-1		1-0-0		1-0-0			
0-0-0	0-0-0	0-0-0		NEUTRAL		0-0-0		0-0-0		0-0-0			
RPI	S	Opponent	Score	RPI	S	Opponent	Score	RPI	S	Opponent	Score		
				31	A	NC State	1 3	59	H	Oregon	2 3		
								65	A	Georgia	0 2		
								72	A	Mercer	0 2		
								79	N	UNCW	1 2		
								86	A	Samford	1 1		
								89	H	UNC Greensboro	2 0		
										101	H	Elon	3 0
										107	H	Western Caro.	1 0
										111	A	Kennesaw St.	2 0
										125	A	Campbell	2 1
										144	A	Chattanooga	1 0
										209	A	Col. of Charleston	2 1
										268	H	Wofford	2 0
										296	A	The Citadel	5 3
										301	H	ETSU	2 0
										307	H	Presbyterian	5 0
										322	H	VMI	2 0
<hr/>													
				LAST 10 GAMES									
				72	A	Mercer	0 2	322	H	VMI	2 0		
				296	A	The Citadel	5 3	89	H	UNC Greensboro	2 0		
				268	H	Wofford	2 0	144	A	Chattanooga	1 0		
				107	H	Western Caro.	1 0	86	A	Samford	1 1		
				301	H	ETSU	2 0	65	A	Georgia	0 2		

Non-Div. I Games:

Furman

Average RPI Win: 209		WON-LOST RECORD		WINNING PCT. RANK		LAST 10 GAMES		STRENGTH OF SCHEDULE		OPP. STRENGTH OF SCHEDULE		TEAM RPI		ADJ RPI		CONF. RPI		ADJ CONF. RPI	
DIV. I ONLY		12-5-0		.70588 52		7-3-0		125		112		63		.56505 64		10		10	
DIV. I NON-CONF.		5-3-0		.625 97		0-1-0		101		195		88		.55597 88		11		11	
TOTALS		RPI 1-25		RPI 26-50		W-L RECORDS		RPI 51-100		RPI 101-150		RPI 150+							
12-5-0		0-3-0		0-1-0		OVERALL		1-1-0		3-0-0		8-0-0							
9-0-0		0-0-0		0-0-0		HOME		1-0-0		2-0-0		6-0-0							
3-5-0		0-3-0		0-1-0		AWAY		0-1-0		1-0-0		2-0-0							
0-0-0		0-0-0		0-0-0		NEUTRAL		0-0-0		0-0-0		0-0-0							
5-3-0		0-2-0		0-1-0		NON-CONFERENCE		0-0-0		0-0-0		5-0-0							
4-0-0		0-0-0		0-0-0		HOME		0-0-0		0-0-0		4-0-0							
1-3-0		0-2-0		0-0-		AWAY		0-0-0		0-0-0		1-0-0							
0-0-0		0-0-0		0-0-0		NEUTRAL		0-0-0		0-0-0		0-0-0							
7-2-0		0-1-0		0-0-0		CONFERENCE		1-1-0		3-0-0		3-0-0							
5-0-0		0-0-0		0-0-0		HOME		1-0-0		2-0-0		2-0-0							
2-2-0		0-1-0		0-0-0		AWAY		0-1-0		1-0-0		1-0-0							
0-0-0		0-0-0		0-0-0		NEUTRAL		0-0-0		0-0-0		0-0-0							
RPI S	Opponent	Score		RPI S	Opponent	Score		RPI S	Opponent	Score		RPI S	Opponent	Score					
15 A	Texas Tech	0	4	34 A	Alabama	1	3	94 H	Old Dominion	1	0	112 H	Western Ky.	2	0				
23 A	Fla. Atlantic	0	1					97 A	UAB	0	1	127 A	UTSA	1	0				
25 A	Memphis	0	1									145 H	Middle Tenn.	3	0				
												183 H	Northwestern St.	7	0				
												189 H	Southern Miss.	1	0				
												206 H	Marshall	2	0				
												239 A	Incarnate Word	3	0				
												281 H	Grambling	1	0				
												299 H	Texas Southern	5	0				
												314 H	Houston Baptist	2	1				
												315 A	FIU	7	0				
				LAST 10 GAMES															
				315 A	FIU	7	0	127 A	UTSA	1	0								
				23 A	Fla. Atlantic	0	1	145 H	Middle Tenn.	3	0								
				206 H	Marshall	2	0	189 H	Southern Miss.	1	0								
				112 H	Western Ky.	2	0	94 H	Old Dominion	1	0								
				97 A	UAB	0	1	34 A	Alabama	1	3								

Non-Div. I Games:

North Texas

G
e
o
r
g
i
a

Georgia

Butler

Butler

Average RPI Win: 148		WON-LOST RECORD		WINNING PCT. RANK		LAST 10 GAMES		STRENGTH OF SCHEDULE		OPP. STRENGTH OF SCHEDULE		TEAM RPI		ADJ RPI		CONF. RPI		ADJ CONF. RPI							
DIV. I ONLY		8-7-3		.52778 163		4-5-1		56		23		67		.564 67		4		4							
DIV. I NON-CONF.		5-3-1		.61111 110		1-1-0		112		47		79		.56304 76		4		4							
TOTALS		RPI 1-25		RPI 26-50		W-L RECORDS		RPI 51-100		RPI 101-150		RPI 150+													
8-7-3		1-2-2		0-2-0		OVERALL		1-3-0		1-0-1		5-0-0													
4-2-1		0-1-1		0-0-0		HOME		1-1-0		0-0-0		3-0-0													
4-5-2		1-1-1		0-2-0		AWAY		0-2-0		1-0-1		2-0-0													
0-0-0		0-0-0		0-0-0		NEUTRAL		0-0-0		0-0-0		0-0-0													
5-3-1		1-0-0		0-1-0		NON-CONFERENCE		0-2-0		1-0-1		3-0-0													
2-1-0		0-0-0		0-0-0		HOME		0-1-0		0-0-0		2-0-0													
3-2-1		1-0-0		0-0-		AWAY		0-1-0		1-0-1		1-0-0													
0-0-0		0-0-0		0-0-0		NEUTRAL		0-0-0		0-0-0		0-0-0													
3-4-2		0-2-2		0-1-0		CONFERENCE		1-1-0		0-0-0		2-0-0													
2-1-1		0-1-1		0-0-0		HOME		1-0-0		0-0-0		1-0-0													
1-3-1		0-1-1		0-1-0		AWAY		0-1-0		0-0-0		1-0-0													
0-0-0		0-0-0		0-0-0		NEUTRAL		0-0-0		0-0-0		0-0-0													
RPI	S	Opponent		Score		RPI	S	Opponent		Score		RPI	S	Opponent		Score									
6	A	Arkansas		1	0	28	A	Arizona		0	2	51	A	TCU		0	2	133	A	Arizona St.		2	1		
15	A	Texas Tech		1	1	33	A	West Virginia		0	1	54	H	Baylor		2	1	134	A	Nebraska		0	0		
16	A	Oklahoma St.		1	3							69	H	SMU		2	3	154	H	Albany (NY)		1	0		
16	H	Oklahoma St.		2	2							95	A	Creighton		1	3	186	H	Kansas St.		3	2		
19	H	Kansas		0	1													203	A	Iowa St.		1	0		
																		222	H	Houston		2	1		
																		228	A	Tulsa		3	2		
LAST 10 GAMES																									
16 A Oklahoma St.						1	3	186 H Kansas St.						3	2										
33 A West Virginia						0	1	15 A Texas Tech						1	1										
203 A Iowa St.						1	0	51 A TCU						0	2										
54 H Baylor						2	1	222 H Houston						2	1										
19 H Kansas						0	1	69 H SMU						2	3										

Non-Div. I Games:

Oklahoma

Average RPI Win: 145		WON-LOST RECORD		WINNING PCT. RANK		LAST 10 GAMES		STRENGTH OF SCHEDULE		OPP. STRENGTH OF SCHEDULE		TEAM RPI		ADJ RPI		CONF. RPI		ADJ CONF. RPI	
DIV. I ONLY		8-7-2		.52941 157		5-4-1		47		64		69		.56295 68		8		8	
DIV. I NON-CONF.		5-3-1		.61111 110		2-0-0		45		31		54		.59265 55		7		7	
TOTALS		RPI 1-25		RPI 26-50		W-L RECORDS		RPI 51-100		RPI 101-150		RPI 150+							
8-7-2		0-2-0		1-1-0		OVERALL		1-3-2		3-1-0		3-0-0							
5-4-1		0-0-0		0-1-0		HOME		0-2-1		2-1-0		3-0-0							
3-3-1		0-2-0		1-0-0		AWAY		1-1-1		1-0-0		0-0-0							
0-0-0		0-0-0		0-0-0		NEUTRAL		0-0-0		0-0-0		0-0-0							
5-3-1		0-2-0		1-0-0		NON-CONFERENCE		0-0-1		2-1-0		2-0-0							
4-1-0		0-0-0		0-0-0		HOME		0-0-0		2-1-0		2-0-0							
1-2-1		0-2-0		1-0-		AWAY		0-0-1		0-0-0		0-0-0							
0-0-0		0-0-0		0-0-0		NEUTRAL		0-0-0		0-0-0		0-0-0							
3-4-1		0-0-0		0-1-0		CONFERENCE		1-3-1		1-0-0		1-0-0							
1-3-1		0-0-0		0-1-0		HOME		0-2-1		0-0-0		1-0-0							
2-1-0		0-0-0		0-0-0		AWAY		1-1-0		1-0-0		0-0-0							
0-0-0		0-0-0		0-0-0		NEUTRAL		0-0-0		0-0-0		0-0-0							
RPI S	Opponent		Score		RPI S	Opponent		Score		RPI S	Opponent		Score		RPI S	Opponent		Score	
7 A	Brown		0	1	35 H	Georgetown		0	4	53 A	Xavier		0	2	104 H	Massachusetts		0	1
13 A	Rutgers		0	1	46 A	Texas		1	0	57 A	Boston College		1	1	109 H	Northeastern		2	1
										60 H	DePaul		0	0	126 H	UConn		2	1
										66 H	Butler		0	1	143 A	Marquette		2	1
										83 H	Villanova		0	1	205 H	UMass Lowell		1	0
										95 A	Creighton		2	1	207 H	Hartford		1	0
															229 H	St. John's (NY)		4	0
LAST 10 GAMES																			
					83 H	Villanova		0	1	35 H	Georgetown		0	4					
					66 H	Butler		0	1	143 A	Marquette		2	1					
					95 A	Creighton		2	1	229 H	St. John's (NY)		4	0					
					53 A	Xavier		0	2	109 H	Northeastern		2	1					
					60 H	DePaul		0	0	46 A	Texas		1	0					

Non-Div. I Games:

Providence

Average RPI Win: 177		WON-LOST RECORD		WINNING PCT. RANK		LAST 10 GAMES		STRENGTH OF SCHEDULE		OPP. STRENGTH OF SCHEDULE		TEAM RPI		ADJ RPI		CONF. RPI		ADJ CONF. RPI	
DIV. I ONLY		10-6-1		.61765 97		4-5-1		94		97		77		.56262 69		9		9	
DIV. I NON-CONF.		7-1-1		.83333 31		1-0-1		122		76		37		.6136 37		9		9	
TOTALS		RPI 1-25		RPI 26-50		W-L RECORDS		RPI 51-100		RPI 101-150		RPI 150+							
10-6-1		0-1-1		0-1-0		OVERALL		3-1-0		1-3-0		6-0-0							
5-4-0		0-0-0		0-1-0		HOME		1-1-0		0-2-0		4-0-0							
5-2-1		0-1-1		0-0-0		AWAY		2-0-0		1-1-0		2-0-0							
0-0-0		0-0-0		0-0-0		NEUTRAL		0-0-0		0-0-0		0-0-0							
7-1-1		0-0-1		0-0-0		NON-CONFERENCE		3-1-0		1-0-0		3-0-0							
4-1-0		0-0-0		0-0-0		HOME		1-1-0		0-0-0		3-0-0							
3-0-1		0-0-1		0-0-		AWAY		2-0-0		1-0-0		0-0-0							
0-0-0		0-0-0		0-0-0		NEUTRAL		0-0-0		0-0-0		0-0-0							
3-5-0		0-1-0		0-1-0		CONFERENCE		0-0-0		0-3-0		3-0-0							
1-3-0		0-0-0		0-1-0		HOME		0-0-0		0-2-0		1-0-0							
2-2-0		0-1-0		0-0-0		AWAY		0-0-0		0-1-0		2-0-0							
0-0-0		0-0-0		0-0-0		NEUTRAL		0-0-0		0-0-0		0-0-0							
RPI S	Opponent		Score		RPI S	Opponent		Score		RPI S	Opponent		Score		RPI S	Opponent		Score	
16 A	Oklahoma St.		2	2	27 H	South Fla.		0	1	51 H	TCU		0	1	108 H	UCF		1	2
25 A	Memphis		1	2						60 A	DePaul		2	1	126 A	UConn		0	1
										67 A	Oklahoma		3	2	131 H	Cincinnati		0	1
										74 H	Rice		2	0	139 A	Northwestern		1	0
															173 H	East Carolina		4	0
															227 A	Temple		1	0
															228 A	Tulsa		3	0
															244 H	Long Beach St.		1	0
															257 H	Northern Colo.		4	0
															299 H	Texas Southern		9	0
LAST 10 GAMES																			
	25 A Memphis		1	2		227 A Temple		1	0										
	228 A Tulsa		3	0		27 H South Fla.		0	1										
	173 H East Carolina		4	0		108 H UCF		1	2										
	131 H Cincinnati		0	1		16 A Oklahoma St.		2	2										
	126 A UConn		0	1		67 A Oklahoma		3	2										

Non-Div. I Games:

SMU

Average RPI Win: 180		WON-LOST	WINNING	LAST 10	STRENGTH OF		OPP. STRENGTH	TEAM	ADJ		CONF.	ADJ CONF.			
Average RPI Loss: 32		RECORD	PCT. RANK	GAMES	SCHEDULE		OF SCHEDULE	RPI	RPI		RPI	RPI			
DIV. I ONLY		7-7-3	.5	168	2-5-3		30	80	68	.56056	70	3	3		
DIV. I NON-CONF.		5-3-0	.625	97	0-1-0		8	240	43	.60246	46	3	3		
TOTALS		RPI 1-25	RPI 26-50		W-L RECORDS		RPI 51-100		RPI 101-150		RPI 150+				
7-7-3		0-4-0	0-1-2		OVERALL		2-2-0		0-0-0		5-0-1				
4-5-2		0-3-0	0-0-2		HOME		2-2-0		0-0-0		2-0-0				
3-2-1		0-1-0	0-1-0		AWAY		0-0-0		0-0-0		3-0-1				
0-0-0		0-0-0	0-0-0		NEUTRAL		0-0-0		0-0-0		0-0-0				
5-3-0		0-2-0	0-0-0		NON-CONFERENCE		1-1-0		0-0-0		4-0-0				
3-3-0		0-2-0	0-0-0		HOME		1-1-0		0-0-0		2-0-0				
2-0-0		0-0-0	0-0-		AWAY		0-0-0		0-0-0		2-0-0				
0-0-0		0-0-0	0-0-0		NEUTRAL		0-0-0		0-0-0		0-0-0				
2-4-3		0-2-0	0-1-2		CONFERENCE		1-1-0		0-0-0		1-0-1				
1-2-2		0-1-0	0-0-2		HOME		1-1-0		0-0-0		0-0-0				
1-2-1		0-1-0	0-1-0		AWAY		0-0-0		0-0-0		1-0-1				
0-0-0		0-0-0	0-0-0		NEUTRAL		0-0-0		0-0-0		0-0-0				
RPI S	Opponent	Score		RPI S	Opponent	Score		RPI S	Opponent	Score		RPI S	Opponent	Score	
6 A	Arkansas	1	6	34 A	Alabama	2	3	57 H	Boston College	0	2	158 A	LSU	2	2
17 H	BYU	1	2	48 H	Tennessee	1	1	65 H	Georgia	0	1	169 A	Kentucky	2	1
20 H	Texas A&M	0	3	50 H	Ole Miss	1	1	81 H	Auburn	3	2	175 A	Eastern Wash.	1	0
25 H	Memphis	0	4					88 H	South Alabama	1	0	176 H	UT Martin	3	0
												284 H	Alabama A&M	4	0
												286 A	Idaho	2	1
LAST 10 GAMES															
				48 H	Tennessee	1	1	34 A	Alabama	2	3				
				158 A	LSU	2	2	169 A	Kentucky	2	1				
				65 H	Georgia	0	1	50 H	Ole Miss	1	1				
				6 A	Arkansas	1	6	20 H	Texas A&M	0	3				
				81 H	Auburn	3	2	57 H	Boston College	0	2				

Non-Div. I Games:

Mississippi St.

Average RPI Win:		176	WON-LOST RECORD		WINNING PCT. RANK		LAST 10 GAMES		STRENGTH OF SCHEDULE		OPP. STRENGTH OF SCHEDULE		TEAM RPI		ADJ RPI		CONF. RPI		ADJ CONF. RPI				
DIV. I ONLY			10-7-1		.58333 125		6-4-0		58		167		76		.56006 71		13		13				
DIV. I NON-CONF.			4-3-1		.5625 135		0		37		184		66		.57208 65		13		13				
TOTALS		RPI 1-25		RPI 26-50		W-L RECORDS		RPI 51-100		RPI 101-150		RPI 150+											
10-7-1		0-1-0		0-1-0		OVERALL		2-1-0		1-2-1		7-2-0											
6-2-0		0-0-0		0-0-0		HOME		1-1-0		1-1-0		4-0-0											
4-4-0		0-0-0		0-1-0		AWAY		1-0-0		0-1-0		3-2-0											
0-1-1		0-1-0		0-0-0		NEUTRAL		0-0-0		0-0-1		0-0-0											
4-3-1		0-1-0		0-0-0		NON-CONFERENCE		2-1-0		0-0-1		2-1-0											
2-1-0		0-0-0		0-0-0		HOME		1-1-0		0-0-0		1-0-0											
2-1-0		0-0-0		0-0-		AWAY		1-0-0		0-0-0		1-1-0											
0-1-1		0-1-0		0-0-0		NEUTRAL		0-0-0		0-0-1		0-0-0											
6-4-0		0-0-0		0-1-0		CONFERENCE		0-0-0		1-2-0		5-1-0											
4-1-0		0-0-0		0-0-0		HOME		0-0-0		1-1-0		3-0-0											
2-3-0		0-0-0		0-1-0		AWAY		0-0-0		0-1-0		2-1-0											
0-0-0		0-0-0		0-0-0		NEUTRAL		0-0-0		0-0-0		0-0-0											
RPI	S	Opponent		Score		RPI	S	Opponent		Score		RPI	S	Opponent		Score							
14	N	Duke		0 2		45	A	Saint Louis		1 4		77	A	FGCU		2 1							
												80	H	Delaware		3 2							
												92	H	Navy		2 3							
												104	A	Massachusetts		2 4							
												110	H	VCU		1 0							
												114	H	George Washington		1 3							
												122	N	North Florida		1 1							
												174	H	Dayton		3 2							
												179	A	Saint Joseph's		0 1							
												187	H	Davidson		1 0							
												204	A	Richmond		2 1							
												219	H	Duquesne		3 2							
												229	A	St. John's (NY)		1 0							
												232	H	NJIT		1 0							
												243	A	Drexel		0 1							
												252	A	George Mason		2 0							
LAST 10 GAMES																							
174 H Dayton						3 2						179 A Saint Joseph's						0 1					
104 A Massachusetts						2 4						110 H VCU						1 0					
187 H Davidson						1 0						219 H Duquesne						3 2					
252 A George Mason						2 0						204 A Richmond						2 1					
45 A Saint Louis						1 4						114 H George Washington						1 3					

Non-Div. I Games:

La Salle

Average RPI Win: 222		WON-LOST	WINNING	LAST 10	STRENGTH OF		OPP. STRENGTH	TEAM	ADJ		CONF.	ADJ CONF.
Average RPI Loss: 81		RECORD	PCT. RANK	GAMES	SCHEDULE		OF SCHEDULE	RPI	RPI		RPI	RPI
DIV. I ONLY		15-3-0	.83333	12	8-2-0		240	174	70		.55981	72
DIV. I NON-CONF.		8-1-0	.88889	16	1-0-0		258	204	78		.56051	79
TOTALS		RPI 1-25	RPI 26-50		W-L RECORDS		RPI 51-100		RPI 101-150		RPI 150+	
15-3-0		0-0-0	0-1-0		OVERALL		2-1-0		3-1-0		10-0-0	
10-0-0		0-0-0	0-0-0		HOME		2-0-0		3-0-0		5-0-0	
5-3-0		0-0-0	0-1-0		AWAY		0-1-0		0-1-0		5-0-0	
0-0-0		0-0-0	0-0-0		NEUTRAL		0-0-0		0-0-0		0-0-0	
8-1-0		0-0-0	0-1-0		NON-CONFERENCE		0-0-0		2-0-0		6-0-0	
5-0-0		0-0-0	0-0-0		HOME		0-0-0		2-0-0		3-0-0	
3-1-0		0-0-0	0-0-		AWAY		0-0-0		0-0-0		3-0-0	
0-0-0		0-0-0	0-0-0		NEUTRAL		0-0-0		0-0-0		0-0-0	
7-2-0		0-0-0	0-0-0		CONFERENCE		2-1-0		1-1-0		4-0-0	
5-0-0		0-0-0	0-0-0		HOME		2-0-0		1-0-0		2-0-0	
2-2-0		0-0-0	0-0-0		AWAY		0-1-0		0-1-0		2-0-0	
0-0-0		0-0-0	0-0-0		NEUTRAL		0-0-0		0-0-0		0-0-0	
RPI S	Opponent	Score	RPI S	Opponent	Score	RPI S	Opponent	Score	RPI S	Opponent	Score	
			48 A	Tennessee	0 3	63 H	Furman	2 0	107 A	Western Caro.	1 4	
						86 H	Samford	1 0	111 H	Kennesaw St.	2 1	
						89 A	UNC Greensboro	0 2	135 H	Georgia St.	2 0	
									144 H	Chattanooga	2 1	
									187 H	Davidson	6 1	
									240 H	Gardner-Webb	2 1	
									260 A	Austin Peay	1 0	
									268 H	Wofford	2 0	
									282 A	Evansville	1 0	
									296 H	The Citadel	4 2	
									301 A	ETSU	2 1	
									316 A	Jacksonville St.	3 0	
									322 A	VMI	2 0	
									326 H	Alabama St.	4 3	
LAST 10 GAMES												
			63 H	Furman	2 0	144 H	Chattanooga	2 1				
			268 H	Wofford	2 0	296 H	The Citadel	4 2				
			107 A	Western Caro.	1 4	89 A	UNC Greensboro	0 2				
			301 A	ETSU	2 1	322 A	VMI	2 0				
			86 H	Samford	1 0	326 H	Alabama St.	4 3				

Non-Div. I Games:

Mercer

Average RPI Win:	119	WON-LOST RECORD	WINNING PCT. RANK	LAST 10 GAMES	STRENGTH OF SCHEDULE	OPP. STRENGTH OF SCHEDULE	TEAM RPI	ADJ RPI	CONF. RPI	ADJ CONF. RPI					
DIV. I ONLY		9-8-1	.52778	163	2-7-1	61	68	80	.55979	73	6	6			
DIV. I NON-CONF.		6-1-0	.85714	28	0	9	127	5	.67402	5	5	5			
<hr/>															
TOTALS	RPI 1-25	RPI 26-50		W-L RECORDS		RPI 51-100		RPI 101-150		RPI 150+					
9-8-1	0-1-0	1-3-0		OVERALL		2-2-0		3-2-0		3-0-1					
6-3-0	0-1-0	0-1-0		HOME		1-1-0		2-0-0		3-0-0					
3-4-1	0-0-0	1-2-0		AWAY		1-0-0		1-2-0		0-0-1					
0-1-0	0-0-0	0-0-0		NEUTRAL		0-1-0		0-0-0		0-0-0					
<hr/>															
6-1-0	0-0-0	1-0-0		NON-CONFERENCE		2-1-0		1-0-0		2-0-0					
3-0-0	0-0-0	0-0-0		HOME		1-0-0		0-0-0		2-0-0					
3-0-0	0-0-0	1-0-		AWAY		1-0-0		1-0-0		0-0-0					
0-1-0	0-0-0	0-0-0		NEUTRAL		0-1-0		0-0-0		0-0-0					
<hr/>															
3-7-1	0-1-0	0-3-0		CONFERENCE		0-1-0		2-2-0		1-0-1					
3-3-0	0-1-0	0-1-0		HOME		0-1-0		2-0-0		1-0-0					
0-4-1	0-0-0	0-2-0		AWAY		0-0-0		0-2-0		0-0-1					
0-0-0	0-0-0	0-0-0		NEUTRAL		0-0-0		0-0-0		0-0-0					
<hr/>															
RPI	S	Opponent	Score	RPI	S	Opponent	Score	RPI	S	Opponent	Score				
8	H	Wisconsin	0 1	30	H	Michigan	1 4	58	N	San Francisco	0 3	103	A	Maryland	2 6
				38	A	Iowa	1 3	66	A	Butler	2 1	105	A	Illinois St.	3 2
				40	A	Penn St.	1 2	76	H	Loyola Chicago	3 1	134	A	Nebraska	0 1
				49	A	Pepperdine	3 2	93	H	Indiana	0 1	139	H	Northwestern	3 1
												146	H	Minnesota	4 1
												155	H	Colorado Col.	2 0
												162	H	Michigan St.	2 1
												163	A	Ohio St.	0 0
												174	H	Dayton	3 2
<hr/>															
LAST 10 GAMES															
				146	H	Minnesota	4 1	30	H	Michigan	1 4				
				8	H	Wisconsin	0 1	103	A	Maryland	2 6				
				163	A	Ohio St.	0 0	93	H	Indiana	0 1				
				40	A	Penn St.	1 2	134	A	Nebraska	0 1				
				162	H	Michigan St.	2 1	38	A	Iowa	1 3				

Non-Div. I Games:

Illinois

Average RPI Win: 174		WON-LOST	WINNING	LAST 10	STRENGTH OF	OPP. STRENGTH	TEAM	ADJ	CONF.	ADJ CONF.							
Average RPI Loss: 39		RECORD	PCT. RANK	GAMES	SCHEDULE	OF SCHEDULE	RPI	RPI	RPI	RPI							
DIV. I ONLY		9-5-2	.625	94	6-2-2	96	78	71	.55975	74	10	10					
DIV. I NON-CONF.		3-4-0	.42857	205	0-1-0	109	38	136	.51874	136	11	11					
<hr/>																	
TOTALS		RPI 1-25		RPI 26-50		W-L RECORDS		RPI 51-100		RPI 101-150		RPI 150+					
9-5-2		0-1-0		0-3-0		OVERALL		2-1-0		2-0-2		5-0-0					
5-2-0		0-0-0		0-2-0		HOME		2-0-0		1-0-0		2-0-0					
3-2-2		0-1-0		0-0-0		AWAY		0-1-0		1-0-2		2-0-0					
1-1-0		0-0-0		0-1-0		NEUTRAL		0-0-0		0-0-0		1-0-0					
3-4-0		0-0-0		0-3-0		NON-CONFERENCE		0-1-0		0-0-0		3-0-0					
1-2-0		0-0-0		0-2-0		HOME		0-0-0		0-0-0		1-0-0					
1-1-0		0-0-0		0-0-		AWAY		0-1-0		0-0-0		1-0-0					
1-1-0		0-0-0		0-1-0		NEUTRAL		0-0-0		0-0-0		1-0-0					
6-1-2		0-1-0		0-0-0		CONFERENCE		2-0-0		2-0-2		2-0-0					
4-0-0		0-0-0		0-0-0		HOME		2-0-0		1-0-0		1-0-0					
2-1-2		0-1-0		0-0-0		AWAY		0-0-0		1-0-2		1-0-0					
0-0-0		0-0-0		0-0-0		NEUTRAL		0-0-0		0-0-0		0-0-0					
RPI	S	Opponent		Score	RPI	S	Opponent		Score	RPI	S	Opponent	Score				
23	A	Fla. Atlantic		2 3	27	N	South Fla.		1 5	69	A	SMU	0 2	112	H	Western Ky.	1 0
					34	H	Alabama		1 2	78	H	Charlotte	1 0	127	A	UTSA	1 0
					43	H	Oregon St.		1 2	97	H	UAB	1 0	145	A	Middle Tenn.	2 2
														148	A	Louisiana Tech	2 2
														167	A	Oral Roberts	2 1
														206	H	Marshall	2 1
														222	H	Houston	3 0
														245	N	Cleveland St.	2 0
														315	A	FIU	4 0
<hr/>																	
LAST 10 GAMES																	
					23	A	Fla. Atlantic		2 3	97	H	UAB		1 0			
					315	A	FIU		4 0	127	A	UTSA		1 0			
					112	H	Western Ky.		1 0	145	A	Middle Tenn.		2 2			
					206	H	Marshall		2 1	78	H	Charlotte		1 0			
					148	A	Louisiana Tech		2 2	43	H	Oregon St.		1 2			

Non-Div. I Games:

Rice

Average RPI Win: 176		WON-LOST	WINNING	LAST 10	STRENGTH OF		OPP. STRENGTH	TEAM	ADJ		CONF.	ADJ CONF.		
Average RPI Loss: 47		RECORD	PCT. RANK	GAMES	SCHEDULE		OF SCHEDULE	RPI	RPI		RPI	RPI		
DIV. I ONLY		5-6-3	.46429	198	3-5-2		23	71	72	.55957	75	5	5	
DIV. I NON-CONF.		4-3-2	.55556	145	2-2-1		118	50	102	.54222	101	6	6	
TOTALS		RPI 1-25	RPI 26-50		W-L RECORDS		RPI 51-100		RPI 101-150		RPI 150+			
5-6-3		0-1-1	0-3-0		OVERALL		0-1-2		1-1-0		4-0-0			
3-2-3		0-0-1	0-1-0		HOME		0-1-2		0-0-0		3-0-0			
2-4-0		0-1-0	0-2-0		AWAY		0-0-0		1-1-0		1-0-0			
0-0-0		0-0-0	0-0-0		NEUTRAL		0-0-0		0-0-0		0-0-0			
4-3-2		0-0-1	0-1-0		NON-CONFERENCE		0-1-1		0-1-0		4-0-0			
3-1-2		0-0-1	0-0-0		HOME		0-1-1		0-0-0		3-0-0			
1-2-0		0-0-0	0-0-		AWAY		0-0-0		0-1-0		1-0-0			
0-0-0		0-0-0	0-0-0		NEUTRAL		0-0-0		0-0-0		0-0-0			
1-3-1		0-1-0	0-2-0		CONFERENCE		0-0-1		1-0-0		0-0-0			
0-1-1		0-0-0	0-1-0		HOME		0-0-1		0-0-0		0-0-0			
1-2-0		0-1-0	0-1-0		AWAY		0-0-0		1-0-0		0-0-0			
0-0-0		0-0-0	0-0-0		NEUTRAL		0-0-0		0-0-0		0-0-0			
RPI	S	Opponent	Score		RPI	S	Opponent	Score		RPI	S	Opponent	Score	
7	A	Brown	0	1	35	A	Georgetown	3	4	57	H	Boston College	1	2
13	H	Rutgers	0	0	39	H	Yale	0	1	61	H	Columbia	1	1
					41	A	Harvard	1	2	83	H	Villanova	2	2

Non-Div. I Games:

Princeton

Average RPI Win:		206	WON-LOST RECORD		WINNING PCT. RANK		LAST 10 GAMES		STRENGTH OF SCHEDULE		OPP. STRENGTH OF SCHEDULE		TEAM RPI		ADJ RPI		CONF. RPI		ADJ CONF. RPI					
Average RPI Loss:		52																						
DIV. I ONLY			11-4-1		.71875		47		9-1-0		177		86		73		.55938		76		20		20	
DIV. I NON-CONF.			5-4-1		.55		155		3-1-0		139		24		106		.53808		105		16		17	
TOTALS		RPI 1-25		RPI 26-50		W-L RECORDS		RPI 51-100		RPI 101-150		RPI 150+												
11-4-1		0-1-1		0-0-0		OVERALL		1-3-0		3-0-0		7-0-0												
5-1-1		0-0-1		0-0-0		HOME		0-1-0		1-0-0		4-0-0												
6-3-0		0-1-0		0-0-0		AWAY		1-2-0		2-0-0		3-0-0												
0-0-0		0-0-0		0-0-0		NEUTRAL		0-0-0		0-0-0		0-0-0												
5-4-1		0-1-1		0-0-0		NON-CONFERENCE		1-3-0		1-0-0		3-0-0												
1-1-1		0-0-1		0-0-0		HOME		0-1-0		0-0-0		1-0-0												
4-3-0		0-1-0		0-0-		AWAY		1-2-0		1-0-0		2-0-0												
0-0-0		0-0-0		0-0-0		NEUTRAL		0-0-0		0-0-0		0-0-0												
6-0-0		0-0-0		0-0-0		CONFERENCE		0-0-0		2-0-0		4-0-0												
4-0-0		0-0-0		0-0-0		HOME		0-0-0		1-0-0		3-0-0												
2-0-0		0-0-0		0-0-0		AWAY		0-0-0		1-0-0		1-0-0												
0-0-0		0-0-0		0-0-0		NEUTRAL		0-0-0		0-0-0		0-0-0												
RPI	S	Opponent		Score		RPI	S	Opponent		Score		RPI	S	Opponent		Score								
8	H	Wisconsin		1	1					56	A	Ball St.		1	2	105	A	Illinois St.		4	1			
19	A	Kansas		0	6					60	H	DePaul		0	2	117	H	Missouri St.		2	0			
										73	A	Illinois		1	3	149	A	Western Mich.		4	1			
										87	A	Missouri		2	1	177	A	Drake		3	0			
																224	H	South Dakota		2	1			
																263	A	Eastern Mich.		1	0			
																264	H	UNI		3	0			
																273	A	Northern Ill.		2	0			
																289	H	Indiana St.		2	1			
																318	H	Valparaiso		2	0			
						LAST 10 GAMES																		
						289 H Indiana St.				2	1	177 A Drake				3	0							
						105 A Illinois St.				4	1	263 A Eastern Mich.				1	0							
						318 H Valparaiso				2	0	149 A Western Mich.				4	1							
						117 H Missouri St.				2	0	273 A Northern Ill.				2	0							
						264 H UNI				3	0	60 H DePaul				0	2							

Non-Div. I Games:

Loyola Chicago

Average RPI Win: 195		WON-LOST	WINNING	LAST 10	STRENGTH OF	OPP. STRENGTH	TEAM	ADJ	CONF.	ADJ CONF.												
Average RPI Loss: 55		RECORD	PCT. RANK	GAMES	SCHEDULE	OF SCHEDULE	RPI	RPI	RPI	RPI												
DIV. I ONLY		11-4-1	.71875	47	8-1-1	171	100	75	.5582	77	16	16										
DIV. I NON-CONF.		5-3-0	.625	97	2-0-0	133	26	84	.55867	83	15	15										
<hr/>																						
TOTALS		RPI 1-25		RPI 26-50		W-L RECORDS		RPI 51-100		RPI 101-150		RPI 150+										
11-4-1		0-1-0		0-1-0		OVERALL		2-2-0		3-0-1		6-0-0										
9-1-0		0-0-0		0-0-0		HOME		2-1-0		3-0-0		4-0-0										
2-3-1		0-1-0		0-1-0		AWAY		0-1-0		0-0-1		2-0-0										
0-0-0		0-0-0		0-0-0		NEUTRAL		0-0-0		0-0-0		0-0-0										
5-3-0		0-1-0		0-1-0		NON-CONFERENCE		2-1-0		1-0-0		2-0-0										
5-1-0		0-0-0		0-0-0		HOME		2-1-0		1-0-0		2-0-0										
0-2-0		0-1-0		0-0-		AWAY		0-0-0		0-0-0		0-0-0										
0-0-0		0-0-0		0-0-0		NEUTRAL		0-0-0		0-0-0		0-0-0										
6-1-1		0-0-0		0-0-0		CONFERENCE		0-1-0		2-0-1		4-0-0										
4-0-0		0-0-0		0-0-0		HOME		0-0-0		2-0-0		2-0-0										
2-1-1		0-0-0		0-0-0		AWAY		0-1-0		0-0-1		2-0-0										
0-0-0		0-0-0		0-0-0		NEUTRAL		0-0-0		0-0-0		0-0-0										
RPI	S	Opponent		Score		RPI	S	Opponent		Score		RPI	S	Opponent		Score						
21	A	Florida		0 4		30	A	Michigan		0 2		56	H	Ball St.		2 0						
												71	H	La Salle		1 2						
												95	H	Creighton		2 1						
												96	A	Liberty		0 1						
												109	H	Northeastern		2 0						
												111	H	Kennesaw St.		2 0						
												122	H	North Florida		1 0						
												136	A	Lipscomb		1 1						
												206	H	Marshall		2 0						
												232	H	NJIT		2 0						
												278	A	North Ala.		3 1						
												304	A	Stetson		3 2						
												315	H	FIU		2 0						
												318	H	Jacksonville		3 0						
<hr/>																						
LAST 10 GAMES																						
304 A Stetson						3 2						318 H Jacksonville						3 0				
96 A Liberty						0 1						136 A Lipscomb						1 1				
122 H North Florida						1 0						278 A North Ala.						3 1				
232 H NJIT						2 0						206 H Marshall						2 0				
111 H Kennesaw St.						2 0						95 H Creighton						2 1				

Non-Div. I Games:

FGCU

Average RPI Win:	184	WON-LOST	WINNING	LAST 10	STRENGTH OF	OPP. STRENGTH	TEAM	ADJ	CONF.	ADJ CONF.				
Average RPI Loss:	105	RECORD	PCT. RANK	GAMES	SCHEDULE	OF SCHEDULE	RPI	RPI	RPI	RPI				
DIV. I ONLY	12-4-0	.75	38	7-3-0	200	99	74	.55801	78	10	10			
DIV. I NON-CONF.	5-2-0	.71429	70	0-1-0	154	134	77	.56062	78	11	11			
<hr/>														
TOTALS	RPI 1-25	RPI 26-50		W-L RECORDS		RPI 51-100		RPI 101-150		RPI 150+				
12-4-0	0-0-0	0-1-0		OVERALL		1-1-0		4-1-0		7-1-0				
6-3-0	0-0-0	0-1-0		HOME		0-0-0		3-1-0		3-1-0				
6-1-0	0-0-0	0-0-0		AWAY		1-1-0		1-0-0		4-0-0				
0-0-0	0-0-0	0-0-0		NEUTRAL		0-0-0		0-0-0		0-0-0				
<hr/>														
5-2-0	0-0-0	0-1-0		NON-CONFERENCE		0-0-0		2-0-0		3-1-0				
3-2-0	0-0-0	0-1-0		HOME		0-0-0		2-0-0		1-1-0				
2-0-0	0-0-0	0-0-		AWAY		0-0-0		0-0-0		2-0-0				
0-0-0	0-0-0	0-0-0		NEUTRAL		0-0-0		0-0-0		0-0-0				
<hr/>														
7-2-0	0-0-0	0-0-0		CONFERENCE		1-1-0		2-1-0		4-0-0				
3-1-0	0-0-0	0-0-0		HOME		0-0-0		1-1-0		2-0-0				
4-1-0	0-0-0	0-0-0		AWAY		1-1-0		1-0-0		2-0-0				
0-0-0	0-0-0	0-0-0		NEUTRAL		0-0-0		0-0-0		0-0-0				
<hr/>														
RPI S	Opponent	Score	RPI S	Opponent	Score	RPI S	Opponent	Score	RPI S	Opponent	Score			
			47 H	Wake Forest	0 3	74 A	Rice	0 1	107 H	Western Caro.	5 0			
			97 A	UAB	2 1	112 A	Western Ky.	3 2						
			125 H	Campbell	4 1									
			127 H	UTSA	1 2									
			145 H	Middle Tenn.	5 2									
			172 H	UTEP	1 0									
			173 H	East Carolina	0 1									
			189 H	Southern Miss.	4 2									
			206 A	Marshall	2 1									
			234 A	Akron	1 0									
			248 A	Longwood	2 0									
			253 H	Appalachian St.	3 2									
			315 A	FIU	2 0									
						LAST 10 GAMES								
						127 H	UTSA	1 2	206 A	Marshall	2 1			
172 H	UTEP	1 0				112 A	Western Ky.	3 2						
97 A	UAB	2 1				315 A	FIU	2 0						
145 H	Middle Tenn.	5 2				74 A	Rice	0 1						
			189 H	Southern Miss.	4 2	173 H	East Carolina	0 1						

Non-Div. I Games:

Charlotte

Average RPI Win: 185		WON-LOST RECORD	WINNING PCT. RANK		LAST 10 GAMES	STRENGTH OF SCHEDULE	OPP. STRENGTH OF SCHEDULE	TEAM RPI	ADJ RPI		CONF. RPI	ADJ CONF. RPI					
Average RPI Loss: 69																	
DIV. I ONLY		10-5-1	.65625	78	6-3-1	130	85	78	.55728	79	11	11					
DIV. I NON-CONF.		4-3-0	.57143	127	0-1-0	113	36	93	.55238	91	10	10					
<hr/>																	
TOTALS		RPI 1-25		RPI 26-50		W-L RECORDS		RPI 51-100		RPI 101-150		RPI 150+					
10-5-1		0-1-1		0-1-0		OVERALL		1-1-0		2-2-0		7-0-0					
7-1-0		0-1-0		0-0-0		HOME		0-0-0		2-0-0		5-0-0					
1-4-1		0-0-1		0-1-0		AWAY		0-1-0		0-2-0		1-0-0					
2-0-0		0-0-0		0-0-0		NEUTRAL		1-0-0		0-0-0		1-0-0					
4-3-0		0-1-0		0-1-0		NON-CONFERENCE		1-0-0		1-1-0		2-0-0					
2-1-0		0-1-0		0-0-0		HOME		0-0-0		1-0-0		1-0-0					
0-2-0		0-0-0		0-0-		AWAY		0-0-0		0-1-0		0-0-0					
2-0-0		0-0-0		0-0-0		NEUTRAL		1-0-0		0-0-0		1-0-0					
6-2-1		0-0-1		0-0-0		CONFERENCE		0-1-0		1-1-0		5-0-0					
5-0-0		0-0-0		0-0-0		HOME		0-0-0		1-0-0		4-0-0					
1-2-1		0-0-1		0-0-0		AWAY		0-1-0		0-1-0		1-0-0					
0-0-0		0-0-0		0-0-0		NEUTRAL		0-0-0		0-0-0		0-0-0					
RPI	S	Opponent		Score		RPI	S	Opponent		Score		RPI	S	Opponent		Score	
9	H	Virginia Tech		0	1	47	A	Wake Forest		0	2	63	N	Furman		2	1
22	A	Hofstra		1	1							80	A	Delaware		2	3
														101 A Elon		1	3
														109 H Northeastern		2	0
														110 A VCU		1	2
														145 H Middle Tenn.		5	1
														164 H William & Mary		1	0
														168 H Coastal Caro.		3	1
														188 H James Madison		2	0
														209 H Col. of Charleston		5	0
														243 H Drexel		2	0
														276 N SFA		3	0
														283 A Towson		1	0
<hr/>																	
LAST 10 GAMES																	
		80 A Delaware		2	3			283 A Towson		1	0						
		188 H James Madison		2	0			209 H Col. of Charleston		5	0						
		22 A Hofstra		1	1			109 H Northeastern		2	0						
		243 H Drexel		2	0			101 A Elon		1	3						
		164 H William & Mary		1	0			9 H Virginia Tech		0	1						

Non-Div. I Games:

UNCW

Average RPI Win:	186	WON-LOST	WINNING	LAST 10	STRENGTH OF	OPP. STRENGTH	TEAM	ADJ	CONF.	ADJ CONF.	
Average RPI Loss:	89	RECORD	PCT. RANK	GAMES	SCHEDULE	OF SCHEDULE	RPI	RPI	RPI	RPI	
DIV. I ONLY	12-6-0	.66667	70	8-2-0	123	121	79	.55479	80	11	11
DIV. I NON-CONF.	5-4-0	.55556	145	1-0-0	114	150	110	.5351	111	10	10
<hr/>											
TOTALS	RPI 1-25	RPI 26-50		W-L RECORDS	RPI 51-100		RPI 101-150		RPI 150+		
12-6-0	0-2-0	0-0-0		OVERALL	2-2-0		2-1-0		8-1-0		
7-3-0	0-2-0	0-0-0		HOME	2-0-0		1-1-0		4-0-0		
5-3-0	0-0-0	0-0-0		AWAY	0-2-0		1-0-0		4-1-0		
0-0-0	0-0-0	0-0-0		NEUTRAL	0-0-0		0-0-0		0-0-0		
<hr/>											
5-4-0	0-1-0	0-0-0		NON-CONFERENCE	1-2-0		0-1-0		4-0-0		
3-2-0	0-1-0	0-0-0		HOME	1-0-0		0-1-0		2-0-0		
2-2-0	0-0-0	0-0-		AWAY	0-2-0		0-0-0		2-0-0		
0-0-0	0-0-0	0-0-0		NEUTRAL	0-0-0		0-0-0		0-0-0		
<hr/>											
7-2-0	0-1-0	0-0-0		CONFERENCE	1-0-0		2-0-0		4-1-0		
4-1-0	0-1-0	0-0-0		HOME	1-0-0		1-0-0		2-0-0		
3-1-0	0-0-0	0-0-0		AWAY	0-0-0		1-0-0		2-1-0		
0-0-0	0-0-0	0-0-0		NEUTRAL	0-0-0		0-0-0		0-0-0		
<hr/>											
RPI S	Opponent	Score	RPI S	Opponent	Score	RPI S	Opponent	Score	RPI S	Opponent	Score
13 H	Rutgers	0 1				71 A	La Salle	2 3	101 H	Elon	2 0
22 H	Hofstra	2 3				79 H	UNCW	3 2	109 A	Northeastern	2 1
						83 A	Villanova	0 1	137 H	Stony Brook	1 2
						96 H	Liberty	1 0	164 A	William & Mary	1 0
									188 H	James Madison	1 0
									204 H	Richmond	3 0
									209 A	Col. of Charleston	0 1
									211 A	Lehigh	2 0
									243 H	Drexel	1 0
									247 A	Lafayette	2 0
									283 A	Towson	1 0
									309 H	Seton Hall	2 1
<hr/>											
LAST 10 GAMES											
79 H UNCW						164 A William & Mary					
101 H Elon						243 H Drexel					
283 A Towson						188 H James Madison					
22 H Hofstra						209 A Col. of Charleston					
109 A Northeastern						309 H Seton Hall					

Non-Div. I Games:

Delaware

Average RPI Win: 127		WON-LOST RECORD	WINNING PCT. RANK		LAST 10 GAMES		STRENGTH OF SCHEDULE		OPP. STRENGTH OF SCHEDULE		TEAM RPI	ADJ RPI		CONF. RPI	ADJ CONF. RPI		
Average RPI Loss: 49																	
DIV. I ONLY		7-8-2	.47059	182	4-5-1		37		44		81	.55361	81	3	3		
DIV. I NON-CONF.		3-3-2	.5	159	0-0-1		34		122		81	.55994	81	3	3		
TOTALS		RPI 1-25		RPI 26-50		W-L RECORDS		RPI 51-100		RPI 101-150		RPI 150+					
7-8-2		0-4-0		2-2-0		OVERALL		0-1-2		2-0-0		3-1-0					
4-3-1		0-2-0		1-0-0		HOME		0-0-1		1-0-0		2-1-0					
2-4-1		0-1-0		1-2-0		AWAY		0-1-1		0-0-0		1-0-0					
1-1-0		0-1-0		0-0-0		NEUTRAL		0-0-0		1-0-0		0-0-0					
3-3-2		0-1-0		0-1-0		NON-CONFERENCE		0-0-2		2-0-0		1-1-0					
2-1-1		0-0-0		0-0-0		HOME		0-0-1		1-0-0		1-1-0					
0-1-1		0-0-0		0-0-		AWAY		0-0-1		0-0-0		0-0-0					
1-1-0		0-1-0		0-0-0		NEUTRAL		0-0-0		1-0-0		0-0-0					
4-5-0		0-3-0		2-1-0		CONFERENCE		0-1-0		0-0-0		2-0-0					
2-2-0		0-2-0		1-0-0		HOME		0-0-0		0-0-0		1-0-0					
2-3-0		0-1-0		1-1-0		AWAY		0-1-0		0-0-0		1-0-0					
0-0-0		0-0-0		0-0-0		NEUTRAL		0-0-0		0-0-0		0-0-0					
RPI	S	Opponent		Score		RPI	S	Opponent		Score		RPI	S	Opponent		Score	
6	H	Arkansas		0 5		27	A	South Fla.		1 2		70	A	Mississippi St.		2 3	
9	N	Virginia Tech		1 3		34	A	Alabama		3 2		86	H	Samford		3 3	
20	H	Texas A&M		0 1		48	H	Tennessee		1 0		94	A	Old Dominion		0 0	
21	A	Florida		1 2		50	A	Ole Miss		0 1							

Non-Div. I Games:

Auburn

Average RPI Win:	214	WON-LOST	WINNING	LAST 10	STRENGTH OF	OPP. STRENGTH	TEAM	ADJ	CONF.	ADJ CONF.	
Average RPI Loss:	121	RECORD	PCT. RANK	GAMES	SCHEDULE	OF SCHEDULE	RPI	RPI	RPI	RPI	
DIV. I ONLY	16-3-0	.84211	11	8-2-0	278	149	82	.55338	82	12	12
DIV. I NON-CONF.	8-1-0	.88889	16	0	327	207	144	.51397	144	12	12
TOTALS	RPI 1-25	RPI 26-50	W-L RECORDS		RPI 51-100	RPI 101-150		RPI 150+			
16-3-0	0-0-0	0-0-0	OVERALL		2-1-0	3-0-0		11-2-0			
9-2-0	0-0-0	0-0-0	HOME		1-1-0	2-0-0		6-1-0			
7-1-0	0-0-0	0-0-0	AWAY		1-0-0	1-0-0		5-1-0			
0-0-0	0-0-0	0-0-0	NEUTRAL		0-0-0	0-0-0		0-0-0			
8-1-0	0-0-0	0-0-0	NON-CONFERENCE		0-1-0	0-0-0		8-0-0			
5-1-0	0-0-0	0-0-0	HOME		0-1-0	0-0-0		5-0-0			
3-0-0	0-0-0	0-0-	AWAY		0-0-0	0-0-0		3-0-0			
0-0-0	0-0-0	0-0-0	NEUTRAL		0-0-0	0-0-0		0-0-0			
8-2-0	0-0-0	0-0-0	CONFERENCE		2-0-0	3-0-0		3-2-0			
4-1-0	0-0-0	0-0-0	HOME		1-0-0	2-0-0		1-1-0			
4-1-0	0-0-0	0-0-0	AWAY		1-0-0	1-0-0		2-1-0			
0-0-0	0-0-0	0-0-0	NEUTRAL		0-0-0	0-0-0		0-0-0			
RPI S	Opponent	Score	RPI S	Opponent	Score	RPI S	Opponent	Score	RPI S	Opponent	Score
						55 H	Utah	0 1	115 H	New Mexico	1 0
						90 A	Colorado St.	1 0	132 H	Air Force	3 2
						99 H	San Diego St.	2 1	141 A	San Jose St.	1 0
									153 A	Fresno St.	1 2
									155 H	Colorado Col.	0 1
									175 H	Eastern Wash.	5 2
									181 H	UNLV	2 0
									212 A	Wyoming	1 0
									223 H	North Dakota	3 1
									266 A	Nevada	2 1
									279 H	New Mexico St.	4 0
									285 H	Weber St.	3 0
									286 A	Idaho	1 0
									305 H	Portland St.	2 0
									308 A	Southern Utah	4 0
									320 A	Idaho St.	1 0
LAST 10 GAMES											
						132 H	Air Force	3 2	99 H	San Diego St.	2 1
						155 H	Colorado Col.	0 1	153 A	Fresno St.	1 2
						90 A	Colorado St.	1 0	141 A	San Jose St.	1 0
						212 A	Wyoming	1 0	181 H	UNLV	2 0
						115 H	New Mexico	1 0	266 A	Nevada	2 1

Non-Div. I Games:

Boise St.

Average RPI Win:		120	WON-LOST RECORD		WINNING PCT. RANK		LAST 10 GAMES		STRENGTH OF SCHEDULE		OPP. STRENGTH OF SCHEDULE		TEAM RPI		ADJ RPI		CONF. RPI		ADJ CONF. RPI				
DIV. I ONLY			8-6-3		.55882 139		5-3-2		98		39		86		.55202 83		8		8				
DIV. I NON-CONF.			4-3-2		.55556 145		1-0-1		86		11		75		.56785 67		7		7				
TOTALS		RPI 1-25		RPI 26-50				W-L RECORDS				RPI 51-100				RPI 101-150				RPI 150+			
8-6-3		1-1-0		0-2-0				OVERALL				4-1-2				0-1-0				3-1-1			
5-3-1		1-1-0		0-1-0				HOME				3-0-0				0-0-0				1-1-1			
3-3-2		0-0-0		0-1-0				AWAY				1-1-2				0-1-0				2-0-0			
0-0-0		0-0-0		0-0-0				NEUTRAL				0-0-0				0-0-0				0-0-0			
4-3-2		1-1-0		0-1-0				NON-CONFERENCE				1-1-1				0-0-0				2-0-1			
3-1-1		1-1-0		0-0-0				HOME				1-0-0				0-0-0				1-0-1			
1-2-1		0-0-0		0-0-				AWAY				0-1-1				0-0-0				1-0-0			
0-0-0		0-0-0		0-0-0				NEUTRAL				0-0-0				0-0-0				0-0-0			
4-3-1		0-0-0		0-1-0				CONFERENCE				3-0-1				0-1-0				1-1-0			
2-2-0		0-0-0		0-1-0				HOME				2-0-0				0-0-0				0-1-0			
2-1-1		0-0-0		0-0-0				AWAY				1-0-1				0-1-0				1-0-0			
0-0-0		0-0-0		0-0-0				NEUTRAL				0-0-0				0-0-0				0-0-0			
RPI	S	Opponent		Score		RPI	S	Opponent		Score		RPI	S	Opponent		Score		RPI	S	Opponent		Score	
4	H	Florida St.		0	5	35	H	Georgetown		0	2	53	H	Xavier		1	0	143	A	Marquette		1	3
7	H	Brown		1	0	43	A	Oregon St.		1	2	59	A	Oregon		0	4	158	H	LSU		1	0
												60	H	DePaul		3	1	179	H	Saint Joseph's		1	1
												66	A	Butler		1	1	227	A	Temple		3	0
												68	A	Providence		1	0	229	H	St. John's (NY)		3	4
												75	A	Princeton		2	2	309	A	Seton Hall		5	1
												80	H	Delaware		1	0						
LAST 10 GAMES																							
						68	A	Providence		1	0	66	A	Butler		1	1						
						229	H	St. John's (NY)		3	4	35	H	Georgetown		0	2						
						143	A	Marquette		1	3	53	H	Xavier		1	0						
						60	H	DePaul		3	1	7	H	Brown		1	0						
						309	A	Seton Hall		5	1	75	A	Princeton		2	2						

Non-Div. I Games:

Villanova

Non-Div. I Games:

Gonzaga

Average RPI Win:		120	WON-LOST RECORD		WINNING PCT. RANK		LAST 10 GAMES		STRENGTH OF SCHEDULE		OPP. STRENGTH OF SCHEDULE		TEAM RPI		ADJ RPI		CONF. RPI		ADJ CONF. RPI					
DIV. I ONLY			7-8-3		.47222		175		2-6-2		52		35		88		.55169		85		6		6	
DIV. I NON-CONF.			4-2-1		.64286		90		0		72		16		55		.5931		54		5		5	
TOTALS		RPI 1-25		RPI 26-50		W-L RECORDS		RPI 51-100		RPI 101-150		RPI 150+												
7-8-3		0-4-0		1-2-1		OVERALL		3-0-0		1-1-1		2-1-1												
4-4-1		0-3-0		1-1-0		HOME		1-0-0		1-0-0		1-0-1												
3-4-2		0-1-0		0-1-1		AWAY		2-0-0		0-1-1		1-1-0												
0-0-0		0-0-0		0-0-0		NEUTRAL		0-0-0		0-0-0		0-0-0												
4-2-1		0-2-0		0-0-1		NON-CONFERENCE		2-0-0		0-0-0		2-0-0												
2-2-0		0-2-0		0-0-0		HOME		1-0-0		0-0-0		1-0-0												
2-0-1		0-0-0		0-1-		AWAY		1-0-0		0-0-0		1-0-0												
0-0-0		0-0-0		0-0-0		NEUTRAL		0-0-0		0-0-0		0-0-0												
3-6-2		0-2-0		1-2-0		CONFERENCE		1-0-0		1-1-1		0-1-1												
2-2-1		0-1-0		1-1-0		HOME		0-0-0		1-0-0		0-0-1												
1-4-1		0-1-0		0-1-0		AWAY		1-0-0		0-1-1		0-1-0												
0-0-0		0-0-0		0-0-0		NEUTRAL		0-0-0		0-0-0		0-0-0												
RPI	S	Opponent		Score		RPI	S	Opponent		Score		RPI	S	Opponent		Score								
8	H	Wisconsin		0 1		30	A	Michigan		1 2		60	A	DePaul		3 0								
12	H	South Carolina		0 2		38	H	Iowa		1 0		65	H	Georgia		1 0								
13	A	Rutgers		0 1		40	H	Penn St.		1 2		93	A	Indiana		2 1								
19	H	Kansas		1 2		45	A	Saint Louis		0 0														

Non-Div. I Games:

Purdue

Average RPI Win: 211		WON-LOST RECORD	WINNING PCT. RANK	LAST 10 GAMES	STRENGTH OF SCHEDULE	OPP. STRENGTH OF SCHEDULE	TEAM RPI	ADJ RPI		CONF. RPI	ADJ CONF. RPI			
Average RPI Loss: 66														
DIV. I ONLY		10-3-5	.69444	57	7-1-2	182	91	84	.55063	86	14	14		
DIV. I NON-CONF.		3-2-4	.55556	145	0-0-1	202	17	137	.51862	137	18	18		
<hr/>														
TOTALS		RPI 1-25	RPI 26-50		W-L RECORDS		RPI 51-100		RPI 101-150		RPI 150+			
10-3-5		0-1-0	0-0-0		OVERALL		1-1-4		4-1-0		5-0-1			
7-1-3		0-0-0	0-0-0		HOME		1-0-2		3-1-0		3-0-1			
3-2-2		0-1-0	0-0-0		AWAY		0-1-2		1-0-0		2-0-0			
0-0-0		0-0-0	0-0-0		NEUTRAL		0-0-0		0-0-0		0-0-0			
3-2-4		0-1-0	0-0-0		NON-CONFERENCE		0-0-3		2-1-0		1-0-1			
3-1-2		0-0-0	0-0-0		HOME		0-0-1		2-1-0		1-0-1			
0-1-2		0-1-0	0-0-		AWAY		0-0-2		0-0-0		0-0-0			
0-0-0		0-0-0	0-0-0		NEUTRAL		0-0-0		0-0-0		0-0-0			
7-1-1		0-0-0	0-0-0		CONFERENCE		1-1-1		2-0-0		4-0-0			
4-0-1		0-0-0	0-0-0		HOME		1-0-1		1-0-0		2-0-0			
3-1-0		0-0-0	0-0-0		AWAY		0-1-0		1-0-0		2-0-0			
0-0-0		0-0-0	0-0-0		NEUTRAL		0-0-0		0-0-0		0-0-0			
RPI	S	Opponent	Score		RPI	S	Opponent	Score		RPI	S	Opponent	Score	
4	A	Florida St.	0 6							60	A	DePaul	0 0	
										63	H	Furman	1 1	
										72	A	Mercer	0 1	
										81	A	Auburn	3 3	
										89	H	UNC Greensboro	2 0	
										97	H	UAB	0 0	
										107	A	Western Caro.	3 0	
										112	H	Western Ky.	3 2	
										121	H	Murray St.	0 2	
										144	H	Chattanooga	1 0	
										145	H	Middle Tenn.	3 0	
										158	H	LSU	2 2	
										268	H	Wofford	1 0	
										296	A	The Citadel	6 0	
										301	A	ETSU	2 1	
										322	H	VMI	5 0	
										326	H	Alabama St.	5 0	
					LAST 10 GAMES									
					144	H	Chattanooga	1 0		107	A	Western Caro.	3 0	
					322	H	VMI	5 0		301	A	ETSU	2 1	
					89	H	UNC Greensboro	2 0		268	H	Wofford	1 0	
					72	A	Mercer	0 1		63	H	Furman	1 1	
					296	A	The Citadel	6 0		60	A	DePaul	0 0	

Non-Div. I Games:

Samford

Average RPI Win: 137		WON-LOST RECORD		WINNING PCT. RANK		LAST 10 GAMES		STRENGTH OF SCHEDULE		OPP. STRENGTH OF SCHEDULE		TEAM RPI		ADJ RPI		CONF. RPI		ADJ CONF. RPI	
DIV. I ONLY		7-9-1		.44118 206		2-7-1		29		77		85		.54992 87		3		3	
DIV. I NON-CONF.		6-2-0		.75 49		1-0-0		56		191		42		.60489 43		3		3	
TOTALS		RPI 1-25		RPI 26-50		W-L RECORDS		RPI 51-100		RPI 101-150		RPI 150+							
7-9-1		0-3-0		1-2-1		OVERALL		1-2-0		2-1-0		3-1-0							
6-5-0		0-1-0		1-1-0		HOME		1-2-0		2-1-0		2-0-0							
1-4-1		0-2-0		0-1-1		AWAY		0-0-0		0-0-0		1-1-0							
0-0-0		0-0-0		0-0-0		NEUTRAL		0-0-0		0-0-0		0-0-0							
6-2-0		0-0-0		0-0-0		NON-CONFERENCE		1-1-0		2-1-0		3-0-0							
5-2-0		0-0-0		0-0-0		HOME		1-1-0		2-1-0		2-0-0							
1-0-0		0-0-0		0-0-		AWAY		0-0-0		0-0-0		1-0-0							
0-0-0		0-0-0		0-0-0		NEUTRAL		0-0-0		0-0-0		0-0-0							
1-7-1		0-3-0		1-2-1		CONFERENCE		0-1-0		0-0-0		0-1-0							
1-3-0		0-1-0		1-1-0		HOME		0-1-0		0-0-0		0-0-0							
0-4-1		0-2-0		0-1-1		AWAY		0-0-0		0-0-0		0-1-0							
0-0-0		0-0-0		0-0-0		NEUTRAL		0-0-0		0-0-0		0-0-0							
RPI S	Opponent		Score		RPI S	Opponent		Score		RPI S	Opponent		Score		RPI S	Opponent		Score	
12 H	South Carolina		0 1		34 H	Alabama		1 2		53 H	Xavier		3 2		121 H	Murray St.		2 1	
20 A	Texas A&M		3 5		42 A	Vanderbilt		1 2		65 H	Georgia		1 5		131 H	Cincinnati		2 1	
21 A	Florida		2 3		48 H	Tennessee		2 0		76 H	Loyola Chicago		1 2		138 H	Cal St. Fullerton		2 3	
					50 A	Ole Miss		1 1						163 A	Ohio St.		3 1		
														169 A	Kentucky		1 2		
														189 H	Southern Miss.		1 0		
														257 H	Northern Colo.		2 1		
					LAST 10 GAMES														
	20 A	Texas A&M		3 5		12 H	South Carolina		0 1										
	34 H	Alabama		1 2		65 H	Georgia		1 5										
	169 A	Kentucky		1 2		21 A	Florida		2 3										
	48 H	Tennessee		2 0		50 A	Ole Miss		1 1										
	42 A	Vanderbilt		1 2		257 H	Northern Colo.		2 1										

Non-Div. I Games:

Missouri

Average RPI Win:	205	WON-LOST RECORD	WINNING PCT. RANK	LAST 10 GAMES	STRENGTH OF SCHEDULE	OPP. STRENGTH OF SCHEDULE	TEAM RPI	ADJ RPI	CONF. RPI	ADJ CONF. RPI		
DIV. I ONLY		13-3-2	.77778	28	8-1-1	248	134	89	.54945	88	15	15
DIV. I NON-CONF.		5-2-1	.6875	74	0	295	73	159	.50244	159	19	19
<hr/>												
TOTALS	RPI 1-25	RPI 26-50		W-L RECORDS		RPI 51-100		RPI 101-150		RPI 150+		
13-3-2	0-0-0	1-0-0		OVERALL		1-1-0		2-1-0		9-1-2		
7-0-0	0-0-0	0-0-0		HOME		1-0-0		2-0-0		4-0-0		
5-3-1	0-0-0	1-0-0		AWAY		0-1-0		0-1-0		4-1-1		
1-0-1	0-0-0	0-0-0		NEUTRAL		0-0-0		0-0-0		1-0-1		
5-2-1	0-0-0	1-0-0		NON-CONFERENCE		1-1-0		0-0-0		3-1-1		
2-0-0	0-0-0	0-0-0		HOME		1-0-0		0-0-0		1-0-0		
2-2-0	0-0-0	1-0-		AWAY		0-1-0		0-0-0		1-1-0		
1-0-1	0-0-0	0-0-0		NEUTRAL		0-0-0		0-0-0		1-0-1		
8-1-1	0-0-0	0-0-0		CONFERENCE		0-0-0		2-1-0		6-0-1		
5-0-0	0-0-0	0-0-0		HOME		0-0-0		2-0-0		3-0-0		
3-1-1	0-0-0	0-0-0		AWAY		0-0-0		0-1-0		3-0-1		
0-0-0	0-0-0	0-0-0		NEUTRAL		0-0-0		0-0-0		0-0-0		
<hr/>												
RPI S	Opponent	Score	RPI S	Opponent	Score	RPI S	Opponent	Score	RPI S	Opponent	Score	
			50 A	Ole Miss	2 1	70 A	Mississippi St.	0 1	118 H	Arkansas St.	1 0	
						97 H	UAB	3 1	128 A	Troy	0 2	
									135 H	Georgia St.	3 0	
									166 A	Texas St.	1 0	
									168 A	Coastal Caro.	3 2	
									189 A	Southern Miss.	0 1	
									215 N	Tennessee Tech	2 2	
									216 H	Little Rock	3 0	
									218 A	Louisiana	0 0	
									253 H	Appalachian St.	1 0	
									259 A	Ga. Southern	3 0	
									290 A	Southeastern La.	3 0	
									300 N	Jackson St.	9 0	
									303 H	La.-Monroe	3 0	
									304 H	Stetson	5 1	
<hr/>												
LAST 10 GAMES												
			253 H	Appalachian St.	1 0	128 A	Troy	0 2				
			216 H	Little Rock	3 0	135 H	Georgia St.	3 0				
			168 A	Coastal Caro.	3 2	303 H	La.-Monroe	3 0				
			259 A	Ga. Southern	3 0	218 A	Louisiana	0 0				
			118 H	Arkansas St.	1 0	166 A	Texas St.	1 0				

Non-Div. I Games:

South Alabama

Average RPI Win:		202	WON-LOST		WINNING		LAST 10		STRENGTH OF		OPP. STRENGTH		TEAM	ADJ		CONF.	ADJ CONF.		
Average RPI Loss:		108	RECORD		PCT. RANK		GAMES		SCHEDULE		OF SCHEDULE		RPI	RPI		RPI	RPI		
DIV. I ONLY			10-7-1		.58333 125		8-2-0		75		172		87	.54756 89		14	14		
DIV. I NON-CONF.			3-5-1		.38889 214		1-0-0		42		155		126	.52407 127		18	18		
TOTALS		RPI 1-25		RPI 26-50		W-L RECORDS		RPI 51-100		RPI 101-150		RPI 150+							
10-7-1		0-1-0		0-1-0		OVERALL		1-2-0		3-0-1		6-3-0							
7-3-0		0-1-0		0-1-0		HOME		1-0-0		2-0-0		4-1-0							
3-4-1		0-0-0		0-0-0		AWAY		0-2-0		1-0-1		2-2-0							
0-0-0		0-0-0		0-0-0		NEUTRAL		0-0-0		0-0-0		0-0-0							
3-5-1		0-1-0		0-1-0		NON-CONFERENCE		0-0-0		1-0-1		2-3-0							
2-3-0		0-1-0		0-1-0		HOME		0-0-0		1-0-0		1-1-0							
1-2-1		0-0-0		0-0-		AWAY		0-0-0		0-0-1		1-2-0							
0-0-0		0-0-0		0-0-0		NEUTRAL		0-0-0		0-0-0		0-0-0							
7-2-0		0-0-0		0-0-0		CONFERENCE		1-2-0		2-0-0		4-0-0							
5-0-0		0-0-0		0-0-0		HOME		1-0-0		1-0-0		3-0-0							
2-2-0		0-0-0		0-0-0		AWAY		0-2-0		1-0-0		1-0-0							
0-0-0		0-0-0		0-0-0		NEUTRAL		0-0-0		0-0-0		0-0-0							
RPI S	Opponent		Score		RPI S	Opponent		Score		RPI S	Opponent		Score		RPI S	Opponent		Score	
6	H	Arkansas	0	3	38	H	Iowa	0	3	63	A	Furman	0	2	101	H	Elon	4	3
										72	H	Mercer	2	0	107	H	Western Caro.	3	1
										86	A	Samford	0	2	125	A	Campbell	3	3
															144	A	Chattanooga	2	1
															171	A	High Point	1	2
															173	H	East Carolina	1	0
															187	H	Davidson	0	3
															204	A	Richmond	1	2
															240	A	Gardner-Webb	6	0
															268	A	Wofford	1	0
															296	H	The Citadel	4	2
															301	H	ETSU	2	0
															322	H	VMI	2	0
					LAST 10 GAMES														
					</														

Non-Div. I Games:

UNC Greensboro

Average RPI Win:	189	WON-LOST RECORD	WINNING PCT. RANK	LAST 10 GAMES	STRENGTH OF SCHEDULE	OPP. STRENGTH OF SCHEDULE	TEAM RPI	ADJ RPI	CONF. RPI	ADJ CONF. RPI							
DIV. I ONLY	12-5-1	.69444	57	7-3-0	166	132	90	.54705	90	12	12						
DIV. I NON-CONF.	5-2-1	.6875	74	0	229	166	123	.52591	123	12	12						
<hr/>																	
TOTALS	RPI 1-25	RPI 26-50		W-L RECORDS	RPI 51-100		RPI 101-150		RPI 150+								
12-5-1	0-0-0	0-0-0		OVERALL	0-3-0		5-1-0		7-1-1								
7-1-0	0-0-0	0-0-0		HOME	0-1-0		4-0-0		3-0-0								
5-4-1	0-0-0	0-0-0		AWAY	0-2-0		1-1-0		4-1-1								
0-0-0	0-0-0	0-0-0		NEUTRAL	0-0-0		0-0-0		0-0-0								
<hr/>																	
5-2-1	0-0-0	0-0-0		NON-CONFERENCE	0-1-0		2-1-0		3-0-1								
3-0-0	0-0-0	0-0-0		HOME	0-0-0		2-0-0		1-0-0								
2-2-1	0-0-0	0-0-		AWAY	0-1-0		0-1-0		2-0-1								
0-0-0	0-0-0	0-0-0		NEUTRAL	0-0-0		0-0-0		0-0-0								
<hr/>																	
7-3-0	0-0-0	0-0-0		CONFERENCE	0-2-0		3-0-0		4-1-0								
4-1-0	0-0-0	0-0-0		HOME	0-1-0		2-0-0		2-0-0								
3-2-0	0-0-0	0-0-0		AWAY	0-1-0		1-0-0		2-1-0								
0-0-0	0-0-0	0-0-0		NEUTRAL	0-0-0		0-0-0		0-0-0								
<hr/>																	
RPI S	Opponent	Score	RPI S	Opponent	Score	RPI S	Opponent	Score	RPI S	Opponent	Score						
						82 H	Boise St.	0	1	102 H	Denver	1	0				
						84 A	Gonzaga	1	2	115 H	New Mexico	1	0				
						99 A	San Diego St.	0	2	132 A	Air Force	1	0				
										141 H	San Jose St.	2	1				
										143 A	Marquette	1	2				
										143 H	Marquette	2	0				
										153 H	Fresno St.	1	0				
										155 A	Colorado Col.	0	1				
										175 A	Eastern Wash.	1	1				
										181 A	UNLV	5	2				
										208 H	Utah St.	1	0				
										236 H	SIUE	3	2				
										266 A	Nevada	2	1				
										269 A	Grand Canyon	1	0				
										318 A	Valparaiso	3	0				
						<hr/>											
									LAST 10 GAMES								
			181 A UNLV			5			2								
			266 A Nevada			2			1								
			82 H Boise St.			0			1								
			208 H Utah St.			1			0								
			141 H San Jose St.			2			1								
			153 H Fresno St.			1			0								
			132 A Air Force			1			0								
			155 A Colorado Col.			0			1								
			99 A San Diego St.			0			2								
			115 H New Mexico			1			0								

Non-Div. I Games:

Colorado St.

Penn				Through Games Of Oct. 27, 2019															
Average RPI Win:		246	WON-LOST	WINNING	LAST 10	STRENGTH OF	OPP. STRENGTH	TEAM	ADJ	CONF.	ADJ CONF.								
Average RPI Loss:		33	RECORD	PCT. RANK	GAMES	SCHEDULE	OF SCHEDULE	RPI	RPI	RPI	RPI								
DIV. I ONLY			8-5-1	.60714	108	6-4-0	108	123	91	.54437	91	5	5						
DIV. I NON-CONF.			6-2-1	.72222	63	4-1-0	224	167	107	.53705	109	6	6						
TOTALS		RPI 1-25		RPI 26-50		W-L RECORDS		RPI 51-100		RPI 101-150		RPI 150+							
8-5-1		0-2-0		0-2-0		OVERALL		0-1-0		1-0-1		7-0-0							
6-2-1		0-1-0		0-1-0		HOME		0-0-0		1-0-1		5-0-0							
2-3-0		0-1-0		0-1-0		AWAY		0-1-0		0-0-0		2-0-0							
0-0-0		0-0-0		0-0-0		NEUTRAL		0-0-0		0-0-0		0-0-0							
6-2-1		0-2-0		0-0-0		NON-CONFERENCE		0-0-0		0-0-1		6-0-0							
4-1-1		0-1-0		0-0-0		HOME		0-0-0		0-0-1		4-0-0							
2-1-0		0-1-0		0-0-		AWAY		0-0-0		0-0-0		2-0-0							
0-0-0		0-0-0		0-0-0		NEUTRAL		0-0-0		0-0-0		0-0-0							
2-3-0		0-0-0		0-2-0		CONFERENCE		0-1-0		1-0-0		1-0-0							
2-1-0		0-0-0		0-1-0		HOME		0-0-0		1-0-0		1-0-0							
0-2-0		0-0-0		0-1-0		AWAY		0-1-0		0-0-0		0-0-0							
0-0-0		0-0-0		0-0-0		NEUTRAL		0-0-0		0-0-0		0-0-0							
RPI	S	Opponent		Score		RPI	S	Opponent		Score		RPI	S	Opponent		Score			
1	A	Stanford		1	5	39	H	Yale		0	1	61	A	Columbia		0	1		
22	H	Hofstra		1	2	41	A	Harvard		0	1								
														106		H	Dartmouth	1	0
														116		H	Fairfield	1	1
														201		H	Cornell	4	2
														227		H	Temple	2	1
														235		A	Bucknell	2	0
														256		H	Loyola Maryland	4	0
														283		H	Towson	2	0
														324		H	Mt. St. Mary's	1	0
														335		A	Delaware St.	2	0
LAST 10 GAMES																			
						39	H	Yale		0	1	41	A	Harvard		0	1		
						335	A	Delaware St.		2	0	227	H	Temple		2	1		
						106	H	Dartmouth		1	0	22	H	Hofstra		1	2		
						61	A	Columbia		0	1	256	H	Loyola Maryland		4	0		
						201	H	Cornell		4	2	235	A	Bucknell		2	0		

Non-Div. I Games:

Penn

Average RPI Win: 241		WON-LOST RECORD	WINNING PCT. RANK	LAST 10 GAMES	STRENGTH OF SCHEDULE	OPP. STRENGTH OF SCHEDULE	TEAM RPI	ADJ RPI		CONF. RPI	ADJ CONF. RPI	
Average RPI Loss: 178												
DIV. I ONLY		15-2-1	.86111	8	8-1-1	301	248	94	.5441	92	21	21
DIV. I NON-CONF.		9-1-0	.9	14	2-0-0	299	271	111	.53706	108	23	23
<hr/>												
TOTALS		RPI 1-25		RPI 26-50		W-L RECORDS		RPI 51-100		RPI 101-150		RPI 150+
15-2-1		0-0-0		0-0-0		OVERALL		1-0-0		0-0-0		14-2-1
7-1-1		0-0-0		0-0-0		HOME		0-0-0		0-0-0		7-1-1
8-1-0		0-0-0		0-0-0		AWAY		1-0-0		0-0-0		7-1-0
0-0-0		0-0-0		0-0-0		NEUTRAL		0-0-0		0-0-0		0-0-0
9-1-0		0-0-0		0-0-0		NON-CONFERENCE		1-0-0		0-0-0		8-1-0
4-1-0		0-0-0		0-0-0		HOME		0-0-0		0-0-0		4-1-0
5-0-0		0-0-0		0-0-		AWAY		1-0-0		0-0-0		4-0-0
0-0-0		0-0-0		0-0-0		NEUTRAL		0-0-0		0-0-0		0-0-0
6-1-1		0-0-0		0-0-0		CONFERENCE		0-0-0		0-0-0		6-1-1
3-0-1		0-0-0		0-0-0		HOME		0-0-0		0-0-0		3-0-1
3-1-0		0-0-0		0-0-0		AWAY		0-0-0		0-0-0		3-1-0
0-0-0		0-0-0		0-0-0		NEUTRAL		0-0-0		0-0-0		0-0-0
RPI	S	Opponent	Score	RPI	S	Opponent	Score	RPI	S	Opponent	Score	

Non-Div. I Games:

Navy

Average RPI Win: 167		WON-LOST RECORD		WINNING PCT. RANK		LAST 10 GAMES		STRENGTH OF SCHEDULE		OPP. STRENGTH OF SCHEDULE		TEAM RPI		ADJ RPI		CONF. RPI		ADJ CONF. RPI	
DIV. I ONLY		7-8-2		.47059 182		3-5-2		49		70		92		.5439 93		6		6	
DIV. I NON-CONF.		4-3-0		.57143 127		0		30		135		61		.58117 62		5		5	
TOTALS		RPI 1-25		RPI 26-50		W-L RECORDS		RPI 51-100		RPI 101-150		RPI 150+							
7-8-2		0-3-0		0-2-1		OVERALL		1-1-0		2-2-1		4-0-0							
4-4-0		0-0-0		0-2-0		HOME		0-1-0		2-1-0		2-0-0							
3-4-2		0-3-0		0-0-1		AWAY		1-0-0		0-1-1		2-0-0							
0-0-0		0-0-0		0-0-0		NEUTRAL		0-0-0		0-0-0		0-0-0							
4-3-0		0-2-0		0-0-0		NON-CONFERENCE		0-0-0		1-1-0		3-0-0							
2-0-0		0-0-0		0-0-0		HOME		0-0-0		1-0-0		1-0-0							
2-3-0		0-2-0		0-0-		AWAY		0-0-0		0-1-0		2-0-0							
0-0-0		0-0-0		0-0-0		NEUTRAL		0-0-0		0-0-0		0-0-0							
3-5-2		0-1-0		0-2-1		CONFERENCE		1-1-0		1-1-1		1-0-0							
2-4-0		0-0-0		0-2-0		HOME		0-1-0		1-1-0		1-0-0							
1-1-2		0-1-0		0-0-1		AWAY		1-0-0		0-0-1		0-0-0							
0-0-0		0-0-0		0-0-0		NEUTRAL		0-0-0		0-0-0		0-0-0							
RPI S	Opponent	Score		RPI S	Opponent	Score		RPI S	Opponent	Score		RPI S	Opponent	Score					
2 A	North Carolina	0	3	30 A	Michigan	0	0	73 A	Illinois	1	0	103 A	Maryland	0	0				
13 A	Rutgers	0	1	38 H	Iowa	0	2	85 H	Purdue	1	2	121 A	Murray St.	1	2				
18 A	Louisville	0	1	40 H	Penn St.	0	1					134 H	Nebraska	0	2				
												146 H	Minnesota	1	0				
												147 H	UIC	1	0				
												163 H	Ohio St.	1	0				
												169 A	Kentucky	1	0				
												176 A	UT Martin	2	1				
												298 H	Morehead St.	5	0				
LAST 10 GAMES																			
				85 H	Purdue	1	2	146 H	Minnesota	1	0								
				13 A	Rutgers	0	1	73 A	Illinois	1	0								
				103 A	Maryland	0	0	30 A	Michigan	0	0								
				163 H	Ohio St.	1	0	134 H	Nebraska	0	2								
				40 H	Penn St.	0	1	38 H	Iowa	0	2								

Non-Div. I Games:

Indiana

Average RPI Win: 179		WON-LOST	WINNING	LAST 10	STRENGTH OF		OPP. STRENGTH	TEAM	ADJ		CONF.	ADJ CONF.
Average RPI Loss: 148		RECORD	PCT. RANK	GAMES	SCHEDULE		OF SCHEDULE	RPI	RPI		RPI	RPI
DIV. I ONLY		9-4-4	.64706	84	3-4-3		162	88	93		.54278	94
DIV. I NON-CONF.		6-0-2	.875	22	0-0-1		260	80	68		.56683	71
TOTALS		RPI 1-25	RPI 26-50		W-L RECORDS		RPI 51-100		RPI 101-150		RPI 150+	
9-4-4		0-0-1	0-0-0		OVERALL		0-1-3		4-1-0		5-2-0	
5-2-2		0-0-1	0-0-0		HOME		0-0-1		2-1-0		3-1-0	
4-2-2		0-0-0	0-0-0		AWAY		0-1-2		2-0-0		2-1-0	
0-0-0		0-0-0	0-0-0		NEUTRAL		0-0-0		0-0-0		0-0-0	
6-0-2		0-0-0	0-0-0		NON-CONFERENCE		0-0-2		1-0-0		5-0-0	
3-0-1		0-0-0	0-0-0		HOME		0-0-1		0-0-0		3-0-0	
3-0-1		0-0-0	0-0-		AWAY		0-0-1		1-0-0		2-0-0	
0-0-0		0-0-0	0-0-0		NEUTRAL		0-0-0		0-0-0		0-0-0	
3-4-2		0-0-1	0-0-0		CONFERENCE		0-1-1		3-1-0		0-2-0	
2-2-1		0-0-1	0-0-0		HOME		0-0-0		2-1-0		0-1-0	
1-2-1		0-0-0	0-0-0		AWAY		0-1-1		1-0-0		0-1-0	
0-0-0		0-0-0	0-0-0		NEUTRAL		0-0-0		0-0-0		0-0-0	
RPI S	Opponent	Score	RPI S	Opponent	Score	RPI S	Opponent	Score	RPI S	Opponent	Score	
23 H	Fla. Atlantic	1 1				64 A	North Texas	0 1	110 A	VCU	4 3	
						81 H	Auburn	0 0	112 A	Western Ky.	3 0	
						96 A	Liberty	1 1	127 H	UTSA	3 0	
						97 A	UAB	2 2	145 H	Middle Tenn.	3 2	
									148 H	Louisiana Tech	1 2	
									164 H	William & Mary	5 0	
									172 H	UTEP	0 2	
									173 A	East Carolina	2 1	
									206 A	Marshall	2 3	
									248 H	Longwood	2 1	
									252 H	George Mason	3 1	
									283 A	Towson	4 1	
LAST 10 GAMES												
			172 H	UTEP	0 2		112 A	Western Ky.	3 0			
			127 H	UTSA	3 0		206 A	Marshall	2 3			
			97 A	UAB	2 2		148 H	Louisiana Tech	1 2			
			23 H	Fla. Atlantic	1 1		81 H	Auburn	0 0			
			145 H	Middle Tenn.	3 2		64 A	North Texas	0 1			

Non-Div. I Games:

Old Dominion

Average RPI Win: 164		WON-LOST	WINNING	LAST 10	STRENGTH OF		OPP. STRENGTH	TEAM	ADJ		CONF.	ADJ CONF.					
Average RPI Loss: 53		RECORD	PCT. RANK	GAMES	SCHEDULE		OF SCHEDULE	RPI	RPI		RPI	RPI					
DIV. I ONLY		8-6-3	.55882	139	2-5-3		101	82	96	.54203	95	8	8				
DIV. I NON-CONF.		6-3-0	.66667	79	0-2-0		78	85	62	.5826	60	7	7				
<hr/>																	
TOTALS		RPI 1-25		RPI 26-50		W-L RECORDS		RPI 51-100		RPI 101-150		RPI 150+					
8-6-3		0-1-0		0-1-1		OVERALL		3-4-0		1-0-1		4-0-1					
6-3-0		0-0-0		0-1-0		HOME		2-2-0		1-0-0		3-0-0					
2-3-3		0-1-0		0-0-1		AWAY		1-2-0		0-0-1		1-0-1					
0-0-0		0-0-0		0-0-0		NEUTRAL		0-0-0		0-0-0		0-0-0					
6-3-0		0-1-0		0-1-0		NON-CONFERENCE		2-1-0		1-0-0		3-0-0					
5-1-0		0-0-0		0-1-0		HOME		1-0-0		1-0-0		3-0-0					
1-2-0		0-1-0		0-0-		AWAY		1-1-0		0-0-0		0-0-0					
0-0-0		0-0-0		0-0-0		NEUTRAL		0-0-0		0-0-0		0-0-0					
2-3-3		0-0-0		0-0-1		CONFERENCE		1-3-0		0-0-1		1-0-1					
1-2-0		0-0-0		0-0-0		HOME		1-2-0		0-0-0		0-0-0					
1-1-3		0-0-0		0-0-1		AWAY		0-1-0		0-0-1		1-0-1					
0-0-0		0-0-0		0-0-0		NEUTRAL		0-0-0		0-0-0		0-0-0					
RPI	S	Opponent		Score		RPI	S	Opponent		Score		RPI	S	Opponent		Score	
23	A	Fla. Atlantic		0	1	29	H	Clemson		0	1	53	A	Xavier		1	3
						35	A	Georgetown		2	2						
												60	H	DePaul		2	0
												66	H	Butler		0	1
												67	H	Oklahoma		3	1
												68	H	Providence		1	2
												77	A	FGCU		1	2
												98	A	UMKC		2	1
								</									

Non-Div. I Games:

Creighton

Average RPI Win: 218		WON-LOST	WINNING	LAST 10	STRENGTH OF		OPP. STRENGTH	TEAM	ADJ	CONF.	ADJ CONF.
Average RPI Loss: 73		RECORD	PCT. RANK	GAMES	SCHEDULE		OF SCHEDULE	RPI	RPI	RPI	RPI
DIV. I ONLY		10-6-2	.61111	105	8-2-0		117	129	95	.54106	96
DIV. I NON-CONF.		4-4-2	.5	159	2-0-0		81	96	105	.53787	107
TOTALS		RPI 1-25	RPI 26-50		W-L RECORDS		RPI 51-100		RPI 101-150		RPI 150+
10-6-2	0-2-0	0-0-0		OVERALL		1-1-1		1-3-1		8-0-0	
6-1-1	0-0-0	0-0-0		HOME		1-0-1		1-1-0		4-0-0	
4-5-1	0-2-0	0-0-0		AWAY		0-1-0		0-2-1		4-0-0	
0-0-0	0-0-0	0-0-0		NEUTRAL		0-0-0		0-0-0		0-0-0	
4-4-2	0-2-0	0-0-0		NON-CONFERENCE		0-1-1		0-1-1		4-0-0	
3-0-1	0-0-0	0-0-0		HOME		0-0-1		0-0-0		3-0-0	
1-4-1	0-2-0	0-0-		AWAY		0-1-0		0-1-1		1-0-0	
0-0-0	0-0-0	0-0-0		NEUTRAL		0-0-0		0-0-0		0-0-0	
6-2-0	0-0-0	0-0-0		CONFERENCE		1-0-0		1-2-0		4-0-0	
3-1-0	0-0-0	0-0-0		HOME		1-0-0		1-1-0		1-0-0	
3-1-0	0-0-0	0-0-0		AWAY		0-0-0		0-1-0		3-0-0	
0-0-0	0-0-0	0-0-0		NEUTRAL		0-0-0		0-0-0		0-0-0	
RPI S	Opponent	Score		RPI S	Opponent	Score		RPI S	Opponent	Score	
3 A	Virginia	0	6					77 H	FGCU	1	0
9 A	Virginia Tech	0	3					80 A	Delaware	0	1
								94 H	Old Dominion	1	1
								101 A	Elon	1	1
								111 H	Kennesaw St.	0	1
								114 A	George Washington	2	3
								122 A	North Florida	0	1
								136 H	Lipscomb	2	0
								164 H	William & Mary	4	2
								165 H	Pittsburgh	1	0
								188 H	James Madison	3	2
								232 A	NJIT	1	0
								278 H	North Ala.	3	0
								304 A	Stetson	1	0
								318 A	Jacksonville	2	0
								322 A	VMI	3	0
LAST 10 GAMES											
232 A	NJIT	1	0	136 H	Lipscomb	2	0				
77 H	FGCU	1	0	122 A	North Florida	0	1				
111 H	Kennesaw St.	0	1	318 A	Jacksonville	2	0				
304 A	Stetson	1	0	322 A	VMI	3	0				
278 H	North Ala.	3	0	188 H	James Madison	3	2				

Non-Div. I Games:

Liberty

UAB

Average RPI Win: 199		WON-LOST	WINNING	LAST 10	STRENGTH OF	OPP. STRENGTH	TEAM	ADJ	CONF.	ADJ CONF.						
Average RPI Loss: 71		RECORD	PCT. RANK	GAMES	SCHEDULE	OF SCHEDULE	RPI	RPI	RPI	RPI						
DIV. I ONLY		4-6-6	.4375	214	3-4-3	21	184	97	.54001	97	10	10				
DIV. I NON-CONF.		2-2-3	.5	159	1-0-0	66	259	113	.53182	115	11	11				
<hr/>																
TOTALS		RPI 1-25		RPI 26-50		W-L RECORDS		RPI 51-100		RPI 101-150		RPI 150+				
4-6-6		0-1-0		0-0-0		OVERALL		1-4-2		1-1-2		2-0-2				
2-3-3		0-1-0		0-0-0		HOME		1-2-1		0-0-1		1-0-1				
2-3-2		0-0-0		0-0-0		AWAY		0-2-1		1-1-0		1-0-1				
0-0-1		0-0-0		0-0-0		NEUTRAL		0-0-0		0-0-1		0-0-0				
<hr/>																
2-2-3		0-0-0		0-0-0		NON-CONFERENCE		0-2-1		0-0-2		2-0-0				
1-1-1		0-0-0		0-0-0		HOME		0-1-0		0-0-1		1-0-0				
1-1-1		0-0-0		0-0-		AWAY		0-1-1		0-0-0		1-0-0				
0-0-1		0-0-0		0-0-0		NEUTRAL		0-0-0		0-0-1		0-0-0				
<hr/>																
2-4-3		0-1-0		0-0-0		CONFERENCE		1-2-1		1-1-0		0-0-2				
1-2-2		0-1-0		0-0-0		HOME		1-1-1		0-0-0		0-0-1				
1-2-1		0-0-0		0-0-0		AWAY		0-1-0		1-1-0		0-0-1				
0-0-0		0-0-0		0-0-0		NEUTRAL		0-0-0		0-0-0		0-0-0				
<hr/>																
RPI	S	Opponent	Score	RPI	S	Opponent	Score	RPI	S	Opponent	Score					
23	H	Fla. Atlantic	1 2					51	H	TCU	0 2	112	A	Western Ky.	0 1	
								64	H	North Texas	1 0	128	N	Troy	1 1	
								74	A	Rice	0 1	135	H	Georgia St.	0 0	
								78	H	Charlotte	1 2	148	A	Louisiana Tech	2 1	
								86	A	Samford	0 0	172	H	UTEP	0 0	
								88	A	South Alabama	1 3	189	A	Southern Miss.	0 0	
								94	H	Old Dominion	2 2	259	A	Ga. Southern	1 0	
												326	H	Alabama St.	5 0	
<hr/>																
LAST 10 GAMES																
		189	A	Southern Miss.	0	0		148	A	Louisiana Tech	2	1				
		112	A	Western Ky.	0	1		74	A	Rice	0	1				
		94	H	Old Dominion	2	2		172	H	UTEP	0	0				
		78	H	Charlotte	1	2		23	H	Fla. Atlantic	1	2				
		64	H	North Texas	1	0		259	A	Ga. Southern	1	0				

Non-Div. I Games:

UAB

Average RPI Win:	213	WON-LOST RECORD	WINNING PCT. RANK	LAST 10 GAMES	STRENGTH OF SCHEDULE	OPP. STRENGTH OF SCHEDULE	TEAM RPI	ADJ RPI	CONF. RPI	ADJ CONF. RPI	
Average RPI Loss:	202										
DIV. I ONLY	11-3-4	.72222	45	6-2-2	210	199	98	.53942	98	23	23
DIV. I NON-CONF.	8-1-2	.81818	35	3-0-0	223	180	80	.56032	80	21	21
<hr/>											
TOTALS	RPI 1-25	RPI 26-50		W-L RECORDS		RPI 51-100		RPI 101-150		RPI 150+	
11-3-4	0-0-0	0-0-0		OVERALL		0-1-0		2-0-1		9-2-3	
8-1-2	0-0-0	0-0-0		HOME		0-1-0		2-0-0		6-0-2	
3-2-2	0-0-0	0-0-0		AWAY		0-0-0		0-0-1		3-2-1	
0-0-0	0-0-0	0-0-0		NEUTRAL		0-0-0		0-0-0		0-0-0	
8-1-2	0-0-0	0-0-0		NON-CONFERENCE		0-1-0		1-0-1		7-0-1	
6-1-0	0-0-0	0-0-0		HOME		0-1-0		1-0-0		5-0-0	
2-0-2	0-0-0	0-0-		AWAY		0-0-0		0-0-1		2-0-1	
0-0-0	0-0-0	0-0-0		NEUTRAL		0-0-0		0-0-0		0-0-0	
3-2-2	0-0-0	0-0-0		CONFERENCE		0-0-0		1-0-0		2-2-2	
2-0-2	0-0-0	0-0-0		HOME		0-0-0		1-0-0		1-0-2	
1-2-0	0-0-0	0-0-0		AWAY		0-0-0		0-0-0		1-2-0	
0-0-0	0-0-0	0-0-0		NEUTRAL		0-0-0		0-0-0		0-0-0	
RPI S	Opponent	Score	RPI S	Opponent	Score	RPI S	Opponent	Score	RPI S	Opponent	Score
						95 H	Creighton	1 2	105 H	Illinois St.	2 0
									117 A	Missouri St.	0 0
									123 H	Utah Valley	1 0
									151 H	California Baptist	1 0
									156 H	Seattle U	1 1
									167 A	Oral Roberts	2 0
									177 A	Drake	1 1
									191 H	UTRGV	1 1
									224 H	South Dakota	1 0
									225 H	Western Ill.	3 1
									228 A	Tulsa	2 1
									241 A	CSU Bakersfield	1 4
									264 H	UNI	4 0
									269 A	Grand Canyon	0 2
									279 A	New Mexico St.	2 0
									289 H	Indiana St.	1 0
									292 H	Eastern Ill.	2 1
LAST 10 GAMES											
						151 H	California Baptist	1 0	156 H	Seattle U	1 1
						279 A	New Mexico St.	2 0	191 H	UTRGV	1 1
						123 H	Utah Valley	1 0	224 H	South Dakota	1 0
						241 A	CSU Bakersfield	1 4	167 A	Oral Roberts	2 0
						269 A	Grand Canyon	0 2	228 A	Tulsa	2 1

Non-Div. I Games:

UMKC

Average RPI Win:	182	WON-LOST	WINNING	LAST 10		STRENGTH OF	OPP. STRENGTH	TEAM	ADJ	CONF.	ADJ CONF.	
Average RPI Loss:	86	RECORD	PCT. RANK	GAMES		SCHEDULE	OF SCHEDULE	RPI	RPI	RPI	RPI	
DIV. I ONLY		9-7-1	.55882	139	8-2-0	91	113	99	.53924	99	12	12
DIV. I NON-CONF.		1-5-1	.21429	294	0	111	46	222	.46211	222	12	12
<hr/>												
TOTALS	RPI 1-25	RPI 26-50		W-L RECORDS		RPI 51-100		RPI 101-150		RPI 150+		
9-7-1	0-1-0	0-2-0		OVERALL		1-2-0		2-0-1		6-2-0		
6-4-0	0-1-0	0-1-0		HOME		1-1-0		1-0-0		4-1-0		
3-3-1	0-0-0	0-1-0		AWAY		0-1-0		1-0-1		2-1-0		
0-0-0	0-0-0	0-0-0		NEUTRAL		0-0-0		0-0-0		0-0-0		
1-5-1	0-1-0	0-2-0		NON-CONFERENCE		0-1-0		0-0-1		1-1-0		
1-4-0	0-1-0	0-1-0		HOME		0-1-0		0-0-0		1-1-0		
0-1-1	0-0-0	0-0-		AWAY		0-0-0		0-0-1		0-0-0		
0-0-0	0-0-0	0-0-0		NEUTRAL		0-0-0		0-0-0		0-0-0		
8-2-0	0-0-0	0-0-0		CONFERENCE		1-1-0		2-0-0		5-1-0		
5-0-0	0-0-0	0-0-0		HOME		1-0-0		1-0-0		3-0-0		
3-2-0	0-0-0	0-0-0		AWAY		0-1-0		1-0-0		2-1-0		
0-0-0	0-0-0	0-0-0		NEUTRAL		0-0-0		0-0-0		0-0-0		
RPI S	Opponent	Score	RPI S	Opponent	Score	RPI S	Opponent	Score	RPI S	Opponent	Score	
15 H	Texas Tech	1 6	32 H	California	0 2	58 H	San Francisco	0 1	113 A	Miami (FL)	1 1	
			49 A	Pepperdine	0 2	82 A	Boise St.	1 2	132 A	Air Force	5 4	
						90 H	Colorado St.	2 0	141 H	San Jose St.	3 0	
									152 H	San Diego	0 1	
									153 H	Fresno St.	2 1	
									155 A	Colorado Col.	3 2	
									181 H	UNLV	1 0	
									208 A	Utah St.	1 0	
									212 A	Wyoming	2 3	
									266 H	Nevada	4 1	
									310 H	LIU Brooklyn	1 0	
			LAST 10 GAMES									
			141 H	San Jose St.	3 0	82 A	Boise St.	1 2				
			153 H	Fresno St.	2 1	266 H	Nevada	4 1				
			155 A	Colorado Col.	3 2	181 H	UNLV	1 0				
			132 A	Air Force	5 4	90 H	Colorado St.	2 0				
			208 A	Utah St.	1 0	212 A	Wyoming	2 3				

Non-Div. I Games:

San Diego St.

Average RPI Win:	225	WON-LOST	WINNING	LAST 10	STRENGTH OF	OPP. STRENGTH	TEAM	ADJ	CONF.	ADJ CONF.	
Average RPI Loss:	67	RECORD	PCT. RANK	GAMES	SCHEDULE	OF SCHEDULE	RPI	RPI	RPI	RPI	
DIV. I ONLY	11-5-2	.66667	70	9-1-0	180	125	101	.53903	100	18	18
DIV. I NON-CONF.	2-4-2	.375	218	0	168	49	190	.48097	189	17	16
<hr/>											
TOTALS	RPI 1-25	RPI 26-50		W-L RECORDS		RPI 51-100		RPI 101-150		RPI 150+	
11-5-2	0-0-0	0-2-0		OVERALL		0-2-1		2-0-0		9-1-1	
6-1-0	0-0-0	0-0-0		HOME		0-1-0		1-0-0		5-0-0	
5-4-2	0-0-0	0-2-0		AWAY		0-1-1		1-0-0		4-1-1	
0-0-0	0-0-0	0-0-0		NEUTRAL		0-0-0		0-0-0		0-0-0	
<hr/>											
2-4-2	0-0-0	0-2-0		NON-CONFERENCE		0-1-1		0-0-0		2-1-1	
2-0-0	0-0-0	0-0-0		HOME		0-0-0		0-0-0		2-0-0	
0-4-2	0-0-0	0-0-		AWAY		0-1-1		0-0-0		0-1-1	
0-0-0	0-0-0	0-0-0		NEUTRAL		0-0-0		0-0-0		0-0-0	
<hr/>											
9-1-0	0-0-0	0-0-0		CONFERENCE		0-1-0		2-0-0		7-0-0	
4-1-0	0-0-0	0-0-0		HOME		0-1-0		1-0-0		3-0-0	
5-0-0	0-0-0	0-0-0		AWAY		0-0-0		1-0-0		4-0-0	
0-0-0	0-0-0	0-0-0		NEUTRAL		0-0-0		0-0-0		0-0-0	
<hr/>											
RPI	S	Opponent	Score	RPI	S	Opponent	Score	RPI	S	Opponent	Score
				30	A	Michigan	0 2	53	A	Xavier	1 2
				33	A	West Virginia	0 2	56	H	Ball St.	0 1
								60	A	DePaul	1 1
										149	A Western Mich.
										150	H Central Mich.
										162	A Michigan St.
										169	A Kentucky
										174	H Dayton
										190	H Buffalo
										193	A Ohio
										234	H Akron
										238	A Kent St.
										263	A Eastern Mich.
										273	A Northern Ill.
										295	H Miami (OH)
										318	H Valparaiso
				LAST 10 GAMES							
				149	A	Western Mich.	1 0	150	H	Central Mich.	3 2
				273	A	Northern Ill.	7 0	193	A	Ohio	3 1
				56	H	Ball St.	0 1	238	A	Kent St.	3 1
				295	H	Miami (OH)	3 0	190	H	Buffalo	2 1
				263	A	Eastern Mich.	2 1	234	H	Akron	1 0

Non-Div. I Games:

Bowling Green

Average RPI Win: 219		WON-LOST	WINNING	LAST 10	STRENGTH OF		OPP. STRENGTH	TEAM	ADJ		CONF.	ADJ CONF.
Average RPI Loss: 73		RECORD	PCT. RANK	GAMES	SCHEDULE		OF SCHEDULE	RPI	RPI		RPI	RPI
DIV. I ONLY		11-5-2	.66667	70	5-4-1		160	160	100		.53874	11
DIV. I NON-CONF.		6-2-1	.72222	63	0-1-0		165	266	96		.54892	10
TOTALS		RPI 1-25	RPI 26-50		W-L RECORDS		RPI 51-100		RPI 101-150		RPI 150+	
11-5-2	0-1-0	0-0-0		OVERALL		1-3-1		0-1-0		10-0-1		
6-1-2	0-0-0	0-0-0		HOME		1-0-1		0-1-0		5-0-1		
5-4-0	0-1-0	0-0-0		AWAY		0-3-0		0-0-0		5-0-0		
0-0-0	0-0-0	0-0-0		NEUTRAL		0-0-0		0-0-0		0-0-0		
6-2-1	0-0-0	0-0-0		NON-CONFERENCE		0-2-1		0-0-0		6-0-0		
3-0-1	0-0-0	0-0-0		HOME		0-0-1		0-0-0		3-0-0		
3-2-0	0-0-0	0-0-		AWAY		0-2-0		0-0-0		3-0-0		
0-0-0	0-0-0	0-0-0		NEUTRAL		0-0-0		0-0-0		0-0-0		
5-3-1	0-1-0	0-0-0		CONFERENCE		1-1-0		0-1-0		4-0-1		
3-1-1	0-0-0	0-0-0		HOME		1-0-0		0-1-0		2-0-1		
2-2-0	0-1-0	0-0-0		AWAY		0-1-0		0-0-0		2-0-0		
0-0-0	0-0-0	0-0-0		NEUTRAL		0-0-0		0-0-0		0-0-0		
RPI S	Opponent	Score		RPI S	Opponent	Score		RPI S	Opponent	Score		
22 A	Hofstra	0 5				63 A	Furman 0 3	109 H	Northeastern	0 4		
						79 H	UNCW 3 1	164 H	William & Mary	3 2		
						80 A	Delaware 0 2	171 H	High Point	1 0		
						89 A	UNC Greensboro 3 4	178 A	Radford	2 1		
						96 H	Liberty 1 1	188 H	James Madison	3 2		
								204 A	Richmond	3 1		
								209 A	Col. of Charleston	2 1		
								243 H	Drexel	1 1		
								283 A	Towson	3 1		
								291 H	Canisius	1 0		
								313 H	UNC Asheville	5 0		
								329 A	Hampton	8 0		
LAST 10 GAMES												
109 H Northeastern 0 4				243 H Drexel 1 1								
80 A Delaware 0 2				164 H William & Mary 3 2								
188 H James Madison 3 2				22 A Hofstra 0 5								
209 A Col. of Charleston 2 1				79 H UNCW 3 1								
283 A Towson 3 1				89 A UNC Greensboro 3 4								

Non-Div. I Games:




Elon

Average RPI Win: 205		WON-LOST	WINNING	LAST 10	STRENGTH OF		OPP. STRENGTH	TEAM	ADJ	CONF.	ADJ CONF.
Average RPI Loss: 45		RECORD	PCT. RANK	GAMES	SCHEDULE		OF SCHEDULE	RPI	RPI	RPI	RPI
DIV. I ONLY		9-4-3	.65625	78	6-2-2		186	106	103	.53823	102
DIV. I NON-CONF.		4-4-2	.5	159	1-2-1		144	45	135	.52019	134
TOTALS		RPI 1-25	RPI 26-50		W-L RECORDS		RPI 51-100		RPI 101-150		RPI 150+
9-4-3		0-1-0	1-2-0		OVERALL		0-1-0		0-0-0		8-0-3
5-1-1		0-0-0	1-1-0		HOME		0-0-0		0-0-0		4-0-1
4-2-2		0-0-0	0-1-0		AWAY		0-1-0		0-0-0		4-0-2
0-1-0		0-1-0	0-0-0		NEUTRAL		0-0-0		0-0-0		0-0-0
4-4-2		0-1-0	1-2-0		NON-CONFERENCE		0-1-0		0-0-0		3-0-2
3-1-1		0-0-0	1-1-0		HOME		0-0-0		0-0-0		2-0-1
1-2-1		0-0-0	0-0-		AWAY		0-1-0		0-0-0		1-0-1
0-1-0		0-1-0	0-0-0		NEUTRAL		0-0-0		0-0-0		0-0-0
5-0-1		0-0-0	0-0-0		CONFERENCE		0-0-0		0-0-0		5-0-1
2-0-0		0-0-0	0-0-0		HOME		0-0-0		0-0-0		2-0-0
3-0-1		0-0-0	0-0-0		AWAY		0-0-0		0-0-0		3-0-1
0-0-0		0-0-0	0-0-0		NEUTRAL		0-0-0		0-0-0		0-0-0
RPI S	Opponent	Score		RPI S	Opponent	Score		RPI S	Opponent	Score	
10 N	Washington	0	1	36 H	Colorado	0	2	90 A	Colorado St.	0	1
				44 A	Portland	1	2				
				46 H	Texas	3	0				
							</				

Non-Div. I Games:

Denver

Non-Div. I Games:

 Tie,  Loss,  Non-Conf, S Site, H Home, A Away, N Neutral Page 103

Average RPI Win:	183	WON-LOST	WINNING	LAST 10	STRENGTH OF	OPP. STRENGTH	TEAM	ADJ	CONF.	ADJ CONF.	
Average RPI Loss:	105	RECORD	PCT. RANK	GAMES	SCHEDULE	OF SCHEDULE	RPI	RPI	RPI	RPI	
DIV. I ONLY	9-5-3	.61765	97	6-3-1	147	110	108	.5374	104	13	13
DIV. I NON-CONF.	3-2-2	.57143	127	0	160	48	114	.53338	112	13	13
<hr/>											
TOTALS	RPI 1-25	RPI 26-50		W-L RECORDS	RPI 51-100		RPI 101-150		RPI 150+		
9-5-3	0-0-0	0-1-1		OVERALL	2-1-0		0-2-0		7-1-2		
4-1-2	0-0-0	0-0-1		HOME	1-0-0		0-0-0		3-1-1		
5-4-1	0-0-0	0-1-0		AWAY	1-1-0		0-2-0		4-0-1		
0-0-0	0-0-0	0-0-0		NEUTRAL	0-0-0		0-0-0		0-0-0		
<hr/>											
3-2-2	0-0-0	0-1-1		NON-CONFERENCE	1-1-0		0-0-0		2-0-1		
1-0-1	0-0-0	0-0-1		HOME	0-0-0		0-0-0		1-0-0		
2-2-1	0-0-0	0-0-		AWAY	1-1-0		0-0-0		1-0-1		
0-0-0	0-0-0	0-0-0		NEUTRAL	0-0-0		0-0-0		0-0-0		
<hr/>											
6-3-1	0-0-0	0-0-0		CONFERENCE	1-0-0		0-2-0		5-1-1		
3-1-1	0-0-0	0-0-0		HOME	1-0-0		0-0-0		2-1-1		
3-2-0	0-0-0	0-0-0		AWAY	0-0-0		0-2-0		3-0-0		
0-0-0	0-0-0	0-0-0		NEUTRAL	0-0-0		0-0-0		0-0-0		
<hr/>											
RPI S	Opponent	Score	RPI S	Opponent	Score	RPI S	Opponent	Score	RPI S	Opponent	Score
			41 A	Harvard	1 2	57 A	Boston College	1 2	110 A	VCU	1 2
			48 H	Tennessee	3 3	68 A	Providence	1 0	114 A	George Washington	2 3
						71 H	La Salle	4 2	165 H	Pittsburgh	2 1
									174 H	Dayton	1 1
									179 A	Saint Joseph's	4 3
									187 H	Davidson	1 0
									204 H	Richmond	1 2
									205 A	UMass Lowell	2 2
									219 A	Duquesne	2 1
									233 H	Rhode Island	2 1
									252 A	George Mason	4 2
									275 A	Siena	3 2
<hr/>											
LAST 10 GAMES											
			110 A	VCU	1 2	233 H	Rhode Island	2 1			
			71 H	La Salle	4 2	114 A	George Washington	2 3			
			219 A	Duquesne	2 1	179 A	Saint Joseph's	4 3			
			187 H	Davidson	1 0	252 A	George Mason	4 2			
			174 H	Dayton	1 1	204 H	Richmond	1 2			

Non-Div. I Games:

Massachusetts

Average RPI Win: 232		WON-LOST	WINNING	LAST 10	STRENGTH OF		OPP. STRENGTH	TEAM	ADJ	CONF.	ADJ CONF.
Average RPI Loss: 68		RECORD	PCT. RANK	GAMES	SCHEDULE		OF SCHEDULE	RPI	RPI	RPI	RPI
DIV. I ONLY		12-5-0	.70588	52	9-1-0		222	142	102	.53736	105
DIV. I NON-CONF.		7-4-0	.63636	96	4-0-0		147	141	100	.54262	100
TOTALS		RPI 1-25	RPI 26-50		W-L RECORDS		RPI 51-100		RPI 101-150		RPI 150+
12-5-0	0-0-0	0-1-0		OVERALL		0-4-0		2-0-0		10-0-0	
4-2-0	0-0-0	0-0-0		HOME		0-2-0		0-0-0		4-0-0	
8-3-0	0-0-0	0-1-0		AWAY		0-2-0		2-0-0		6-0-0	
0-0-0	0-0-0	0-0-0		NEUTRAL		0-0-0		0-0-0		0-0-0	
7-4-0	0-0-0	0-1-0		NON-CONFERENCE		0-3-0		1-0-0		6-0-0	
3-1-0	0-0-0	0-0-0		HOME		0-1-0		0-0-0		3-0-0	
4-3-0	0-0-0	0-0-		AWAY		0-2-0		1-0-0		3-0-0	
0-0-0	0-0-0	0-0-0		NEUTRAL		0-0-0		0-0-0		0-0-0	
5-1-0	0-0-0	0-0-0		CONFERENCE		0-1-0		1-0-0		4-0-0	
1-1-0	0-0-0	0-0-0		HOME		0-1-0		0-0-0		1-0-0	
4-0-0	0-0-0	0-0-0		AWAY		0-0-0		1-0-0		3-0-0	
0-0-0	0-0-0	0-0-0		NEUTRAL		0-0-0		0-0-0		0-0-0	
RPI S	Opponent	Score	RPI S	Opponent	Score	RPI S	Opponent	Score	RPI S	Opponent	Score
			38 A	Iowa	3 4	56 A	Ball St.	0 1	117 A	Missouri St.	1 0
						73 H	Illinois	2 3	122 A	North Florida	5 0
						76 H	Loyola Chicago	1 4	161 A	IUPUI	1 0
						98 A	UMKC	0 2	208 H	Utah St.	2 1
									217 A	Omaha	3 2
									225 H	Western Ill.	1 0
									264 A	UNI	5 0
									273 H	Northern Ill.	3 0
									282 H	Evansville	3 0
									289 A	Indiana St.	3 0
									304 A	Stetson	3 2
									318 A	Valparaiso	1 0
LAST 10 GAMES											
			117 A	Missouri St.	1 0	282 H	Evansville	3 0			
			76 H	Loyola Chicago	1 4	264 A	UNI	5 0			
			289 A	Indiana St.	3 0	304 A	Stetson	3 2			
			318 A	Valparaiso	1 0	122 A	North Florida	5 0			
			161 A	IUPUI	1 0	225 H	Western Ill.	1 0			

Non-Div. I Games:

Illinois St.

Average RPI Win: 242		WON-LOST RECORD	WINNING PCT. RANK	LAST 10 GAMES	STRENGTH OF SCHEDULE	OPP. STRENGTH OF SCHEDULE	TEAM RPI	ADJ RPI	CONF. RPI	ADJ CONF. RPI							
Average RPI Loss: 47																	
DIV. I ONLY		9-5-1	.63333	93	5-4-1	152	120	104	.53682	106	5	5					
DIV. I NON-CONF.		9-1-0	.9	14	5-0-0	280	208	89	.55488	89	6	6					

TOTALS		RPI 1-25		RPI 26-50		W-L RECORDS		RPI 51-100		RPI 101-150		RPI 150+					
9-5-1		0-2-0		0-1-0		OVERALL		0-2-1		0-0-0		9-0-0					
5-1-1		0-0-0		0-0-0		HOME		0-1-1		0-0-0		5-0-0					
4-4-0		0-2-0		0-1-0		AWAY		0-1-0		0-0-0		4-0-0					
0-0-0		0-0-0		0-0-0		NEUTRAL		0-0-0		0-0-0		0-0-0					
9-1-0		0-1-0		0-0-0		NON-CONFERENCE		0-0-0		0-0-0		9-0-0					
5-0-0		0-0-0		0-0-0		HOME		0-0-0		0-0-0		5-0-0					
4-1-0		0-1-0		0-0-		AWAY		0-0-0		0-0-0		4-0-0					
0-0-0		0-0-0		0-0-0		NEUTRAL		0-0-0		0-0-0		0-0-0					
0-4-1		0-1-0		0-1-0		CONFERENCE		0-2-1		0-0-0		0-0-0					
0-1-1		0-0-0		0-0-0		HOME		0-1-1		0-0-0		0-0-0					
0-3-0		0-1-0		0-1-0		AWAY		0-1-0		0-0-0		0-0-0					
0-0-0		0-0-0		0-0-0		NEUTRAL		0-0-0		0-0-0		0-0-0					
RPI	S	Opponent		Score		RPI	S	Opponent		Score		RPI	S	Opponent		Score	
7	A	Brown		1 2		39	A	Yale		1 3		61	H	Columbia		1 1	
23	A	Fla. Atlantic		0 1								75	H	Princeton		0 1	
												91	A	Penn		0 1	
												157	A	Quinnipiac		2 0	
												165	H	Pittsburgh		2 1	
												185	H	New Hampshire		1 0	
												233	H	Rhode Island		2 0	
												250	H	Syracuse		2 0	
												251	A	Sacred Heart		4 0	
												294	H	Southern Ill.		5 0	
												315	A	FIU		7 0	
												328	A	Merrimack		4 0	

LAST 10 GAMES																	
61	H	Columbia		1 1		75	H	Princeton		0 1							
294	H	Southern Ill.		5 0		7	A	Brown		1 2							
91	A	Penn		0 1		251	A	Sacred Heart		4 0							
39	A	Yale		1 3		233	H	Rhode Island		2 0							
328	A	Merrimack		4 0		157	A	Quinnipiac		2 0							

Non-Div. I Games:

Dartmouth

Average RPI Win: 229		WON-LOST RECORD		WINNING PCT. RANK		LAST 10 GAMES		STRENGTH OF SCHEDULE		OPP. STRENGTH OF SCHEDULE		TEAM RPI		ADJ RPI		CONF. RPI		ADJ CONF. RPI	
DIV. I ONLY		11-7-0		.61111 105		5-5-0		109		230		105		.53668 107		14		14	
DIV. I NON-CONF.		6-3-0		.66667 79		0-1-0		79		268		71		.56548 74		18		18	
TOTALS		RPI 1-25		RPI 26-50		W-L RECORDS		RPI 51-100		RPI 101-150		RPI 150+							
11-7-0		0-0-0		0-0-0		OVERALL		1-4-0		0-3-0		10-0-0							
6-3-0		0-0-0		0-0-0		HOME		1-1-0		0-2-0		5-0-0							
5-4-0		0-0-0		0-0-0		AWAY		0-3-0		0-1-0		5-0-0							
0-0-0		0-0-0		0-0-0		NEUTRAL		0-0-0		0-0-0		0-0-0							
6-3-0		0-0-0		0-0-0		NON-CONFERENCE		0-1-0		0-2-0		6-0-0							
4-1-0		0-0-0		0-0-0		HOME		0-0-0		0-1-0		4-0-0							
2-2-0		0-0-0		0-0-		AWAY		0-1-0		0-1-0		2-0-0							
0-0-0		0-0-0		0-0-0		NEUTRAL		0-0-0		0-0-0		0-0-0							
5-4-0		0-0-0		0-0-0		CONFERENCE		1-3-0		0-1-0		4-0-0							
2-2-0		0-0-0		0-0-0		HOME		1-1-0		0-1-0		1-0-0							
3-2-0		0-0-0		0-0-0		AWAY		0-2-0		0-0-0		3-0-0							
0-0-0		0-0-0		0-0-0		NEUTRAL		0-0-0		0-0-0		0-0-0							
RPI S	Opponent	Score		RPI S	Opponent	Score		RPI S	Opponent	Score		RPI S	Opponent	Score					
								63 A	Furman	0	1	122 A	North Florida	1	3				
								72 H	Mercer	4	1	144 H	Chattanooga	0	2				
								78 A	Charlotte	0	5	145 H	Middle Tenn.	1	4				
								86 H	Samford	0	3	171 H	High Point	2	1				
								89 A	UNC Greensboro	1	3	176 H	UT Martin	5	4				
												178 H	Radford	1	0				
												187 A	Davidson	1	0				
												240 H	Gardner-Webb	2	1				
												268 A	Wofford	1	0				
												296 H	The Citadel	1	0				
												301 A	ETSU	2	1				
												313 A	UNC Asheville	2	0				
												322 A	VMI	1	0				
LAST 10 GAMES																			
								322 A	VMI	1	0	268 A	Wofford	1	0				
								89 A	UNC Greensboro	1	3	86 H	Samford	0	3				
								72 H	Mercer	4	1	144 H	Chattanooga	0	2				
								296 H	The Citadel	1	0	301 A	ETSU	2	1				
								63 A	Furman	0	1	122 A	North Florida	1	3				

Non-Div. I Games:

Western Caro.

Average RPI Win: 176		WON-LOST	WINNING	LAST 10	STRENGTH OF	OPP. STRENGTH	TEAM	ADJ	CONF.	ADJ CONF.		
Average RPI Loss: 55		RECORD	PCT. RANK	GAMES	SCHEDULE	OF SCHEDULE	RPI	RPI	RPI	RPI		
DIV. I ONLY		9-3-4	.6875	62	6-2-2	254	67	113	.53583	108	9	9
DIV. I NON-CONF.		5-1-2	.75	49	2-0-0	286	18	118	.53237	114	9	9
<hr/>												
TOTALS		RPI 1-25	RPI 26-50		W-L RECORDS	RPI 51-100		RPI 101-150		RPI 150+		
9-3-4		1-2-0	0-0-0		OVERALL	1-0-0		1-1-1		6-0-3		
3-2-3		0-2-0	0-0-0		HOME	0-0-0		1-0-1		2-0-2		
6-1-1		1-0-0	0-0-0		AWAY	1-0-0		0-1-0		4-0-1		
0-0-0		0-0-0	0-0-0		NEUTRAL	0-0-0		0-0-0		0-0-0		
5-1-2		1-1-0	0-0-0		NON-CONFERENCE	0-0-0		1-0-0		3-0-2		
2-1-1		0-1-0	0-0-0		HOME	0-0-0		1-0-0		1-0-1		
3-0-1		1-0-0	0-0-		AWAY	0-0-0		0-0-0		2-0-1		
0-0-0		0-0-0	0-0-0		NEUTRAL	0-0-0		0-0-0		0-0-0		
4-2-2		0-1-0	0-0-0		CONFERENCE	1-0-0		0-1-1		3-0-1		
1-1-2		0-1-0	0-0-0		HOME	0-0-0		0-0-1		1-0-1		
3-1-0		0-0-0	0-0-0		AWAY	1-0-0		0-1-0		2-0-0		
0-0-0		0-0-0	0-0-0		NEUTRAL	0-0-0		0-0-0		0-0-0		
RPI S	Opponent	Score	RPI S	Opponent	Score	RPI S	Opponent	Score	RPI S	Opponent	Score	
8 H	Wisconsin	0 1				69 A	SMU	2 1	126 H	UConn	0 0	
21 A	Florida	2 0							131 A	Cincinnati	0 1	
25 H	Memphis	0 1							133 H	Arizona St.	4 1	
									163 H	Ohio St.	1 1	
									173 A	East Carolina	1 0	
									192 A	UC Irvine	1 0	
									222 A	Houston	3 0	
									227 H	Temple	0 0	
									228 H	Tulsa	3 0	
									244 A	Long Beach St.	2 1	
									252 A	George Mason	2 2	
									304 H	Stetson	5 0	
<hr/>												
			LAST 10 GAMES									
			131 A Cincinnati			0 1	69 A SMU			2 1		
			173 A East Carolina			1 0	228 H Tulsa			3 0		
			126 H UConn			0 0	25 H Memphis			0 1		
			227 H Temple			0 0	192 A UC Irvine			1 0		
			222 A Houston			3 0	244 A Long Beach St.			2 1		

Non-Div. I Games:

UCF

Average RPI Win: 157		WON-LOST	WINNING	LAST 10	STRENGTH OF		OPP. STRENGTH	TEAM	ADJ	CONF.	ADJ CONF.
Average RPI Loss: 105		RECORD	PCT. RANK	GAMES	SCHEDULE		OF SCHEDULE	RPI	RPI	RPI	RPI
DIV. I ONLY		8-9-1	.47222	175	5-4-1		69	107	115	.53567	109
DIV. I NON-CONF.		3-6-0	.33333	246	0-1-0		27	106	121	.52986	119
TOTALS		RPI 1-25	RPI 26-50		W-L RECORDS		RPI 51-100		RPI 101-150		RPI 150+
8-9-1		0-0-1	1-1-0		OVERALL		1-5-0		1-1-0		5-2-0
6-2-1		0-0-1	1-1-0		HOME		1-1-0		0-0-0		4-0-0
2-7-0		0-0-0	0-0-0		AWAY		0-4-0		1-1-0		1-2-0
0-0-0		0-0-0	0-0-0		NEUTRAL		0-0-0		0-0-0		0-0-0
3-6-0		0-0-0	1-1-0		NON-CONFERENCE		1-3-0		0-1-0		1-1-0
3-1-0		0-0-0	1-1-0		HOME		1-0-0		0-0-0		1-0-0
0-5-0		0-0-0	0-0-		AWAY		0-3-0		0-1-0		0-1-0
0-0-0		0-0-0	0-0-0		NEUTRAL		0-0-0		0-0-0		0-0-0
5-3-1		0-0-1	0-0-0		CONFERENCE		0-2-0		1-0-0		4-1-0
3-1-1		0-0-1	0-0-0		HOME		0-1-0		0-0-0		3-0-0
2-2-0		0-0-0	0-0-0		AWAY		0-1-0		1-0-0		1-1-0
0-0-0		0-0-0	0-0-0		NEUTRAL		0-0-0		0-0-0		0-0-0
RPI S	Opponent	Score	RPI S	Opponent	Score	RPI S	Opponent	Score	RPI S	Opponent	Score
22 H	Hofstra	2 2	39 H	Yale	1 2	57 A	Boston College	0 1	101 A	Elon	4 0
			41 H	Harvard	4 1	58 H	San Francisco	2 1	137 A	Stony Brook	1 2
						68 A	Providence	1 2	154 H	Albany (NY)	1 0
						77 A	FGCU	0 2	164 H	William & Mary	2 1
						79 A	UNCW	0 2	188 A	James Madison	3 4
						80 H	Delaware	1 2	209 H	Col. of Charleston	1 0
									220 A	Boston U.	0 1
									243 A	Drexel	5 0
									283 H	Towson	6 0
LAST 10 GAMES											
			101 A	Elon	4 0		188 A	James Madison	3 4		
			243 A	Drexel	5 0		22 H	Hofstra	2 2		
			209 H	Col. of Charleston	1 0		79 A	UNCW	0 2		
			164 H	William & Mary	2 1		283 H	Towson	6 0		
			80 H	Delaware	1 2		68 A	Providence	1 2		

Non-Div. I Games:

Northeastern

Average RPI Win:	192	WON-LOST	WINNING	LAST 10	STRENGTH OF	OPP. STRENGTH	TEAM	ADJ	CONF.	ADJ CONF.	
Average RPI Loss:	139	RECORD	PCT. RANK	GAMES	SCHEDULE	OF SCHEDULE	RPI	RPI	RPI	RPI	
DIV. I ONLY	9-6-3	.58333	125	3-5-2	114	155	112	.53549	110	13	13
DIV. I NON-CONF.	6-1-1	.8125	36	0	125	177	51	.59346	53	13	13
<hr/>											
TOTALS	RPI 1-25	RPI 26-50		W-L RECORDS	RPI 51-100		RPI 101-150		RPI 150+		
9-6-3	0-0-0	0-1-1		OVERALL	1-2-0		1-0-1		7-3-1		
5-3-1	0-0-0	0-1-0		HOME	1-1-0		1-0-1		3-1-0		
4-3-2	0-0-0	0-0-1		AWAY	0-1-0		0-0-0		4-2-1		
0-0-0	0-0-0	0-0-0		NEUTRAL	0-0-0		0-0-0		0-0-0		
<hr/>											
6-1-1	0-0-0	0-0-1		NON-CONFERENCE	1-1-0		0-0-0		5-0-0		
3-1-0	0-0-0	0-0-0		HOME	1-1-0		0-0-0		2-0-0		
3-0-1	0-0-0	0-1-		AWAY	0-0-0		0-0-0		3-0-0		
0-0-0	0-0-0	0-0-0		NEUTRAL	0-0-0		0-0-0		0-0-0		
<hr/>											
3-5-2	0-0-0	0-1-0		CONFERENCE	0-1-0		1-0-1		2-3-1		
2-2-1	0-0-0	0-1-0		HOME	0-0-0		1-0-1		1-1-0		
1-3-1	0-0-0	0-0-0		AWAY	0-1-0		0-0-0		1-2-1		
0-0-0	0-0-0	0-0-0		NEUTRAL	0-0-0		0-0-0		0-0-0		
<hr/>											
RPI S	Opponent	Score	RPI S	Opponent	Score	RPI S	Opponent	Score	RPI S	Opponent	Score
			45 H	Saint Louis	0 4	71 A	La Salle	0 1	104 H	Massachusetts	2 1
			47 A	Wake Forest	0 0	79 H	UNCW	2 1	114 H	George Washington	2 2
						94 H	Old Dominion	3 4	165 A	Pittsburgh	1 0
									171 A	High Point	1 0
									174 H	Dayton	1 0
									187 A	Davidson	1 1
									200 H	Fordham	2 3
									204 A	Richmond	0 1
									219 A	Duquesne	1 2
									248 A	Longwood	5 1
									252 A	George Mason	5 1
									256 H	Loyola Maryland	4 0
									280 H	Saint Francis (PA)	5 1
<hr/>											
			LAST 10 GAMES								
			104 H	Massachusetts	2 1	200 H	Fordham	2 3			
			187 A	Davidson	1 1	71 A	La Salle	0 1			
			174 H	Dayton	1 0	252 A	George Mason	5 1			
			204 A	Richmond	0 1	45 H	Saint Louis	0 4			
			114 H	George Washington	2 2	219 A	Duquesne	1 2			

Non-Div. I Games:

VCU

Average RPI Win:		244	WON-LOST RECORD		WINNING PCT. RANK		LAST 10 GAMES		STRENGTH OF SCHEDULE		OPP. STRENGTH OF SCHEDULE		TEAM RPI		ADJ RPI		CONF. RPI		ADJ CONF. RPI	
DIV. I ONLY			10-7-0		.58824 115		5-5-0		102		191		107		.5354 111		16		16	
DIV. I NON-CONF.			5-4-0		.55556 145		0-2-0		51		186		85		.55712 85		15		15	
TOTALS		RPI 1-25		RPI 26-50		W-L RECORDS		RPI 51-100		RPI 101-150		RPI 150+								
10-7-0		0-2-0		0-0-0		OVERALL		1-3-0		1-2-0		8-0-0								
7-2-0		0-0-0		0-0-0		HOME		0-1-0		0-1-0		7-0-0								
3-5-0		0-2-0		0-0-0		AWAY		1-2-0		1-1-0		1-0-0								
0-0-0		0-0-0		0-0-0		NEUTRAL		0-0-0		0-0-0		0-0-0								
5-4-0		0-2-0		0-0-0		NON-CONFERENCE		0-2-0		1-0-0		4-0-0								
4-1-0		0-0-0		0-0-0		HOME		0-1-0		0-0-0		4-0-0								
1-3-0		0-2-0		0-0-		AWAY		0-1-0		1-0-0		0-0-0								
0-0-0		0-0-0		0-0-0		NEUTRAL		0-0-0		0-0-0		0-0-0								
5-3-0		0-0-0		0-0-0		CONFERENCE		1-1-0		0-2-0		4-0-0								
3-1-0		0-0-0		0-0-0		HOME		0-0-0		0-1-0		3-0-0								
2-2-0		0-0-0		0-0-0		AWAY		1-1-0		0-1-0		1-0-0								
0-0-0		0-0-0		0-0-0		NEUTRAL		0-0-0		0-0-0		0-0-0								
RPI	S	Opponent		Score		RPI	S	Opponent		Score		RPI	S	Opponent		Score				
16	A	Oklahoma St.		0	3			63	H	Furman	0	2	122	H	North Florida		0	1		
19	A	Kansas		1	3			72	A	Mercer	1	2	135	A	Georgia St.		4	1		
								77	A	FGCU	0	2	136	A	Lipscomb		1	2		
								96	A	Liberty	1	0	209	H	Col. of Charleston		1	0		
													232	H	NJIT		1	0		
													272	H	Charleston So.		2	1		
													278	H	North Ala.		1	0		
													284	H	Alabama A&M		3	0		
													304	H	Stetson		3	0		
													307	H	Presbyterian		3	1		
													318	A	Jacksonville		1	0		
LAST 10 GAMES																				
278 H North Ala.						1	0	122 H North Florida						0	1					
232 H NJIT						1	0	318 A Jacksonville						1	0					
96 A Liberty						1	0	136 A Lipscomb						1	2					
77 A FGCU						0	2	19 A Kansas						1	3					
304 H Stetson						3	0	16 A Oklahoma St.						0	3					

Non-Div. I Games:

Kennesaw St.

Average RPI Win: 212		WON-LOST	WINNING	LAST 10	STRENGTH OF		OPP. STRENGTH	TEAM	ADJ		CONF.	ADJ CONF.	
Average RPI Loss: 74		RECORD	PCT. RANK	GAMES	SCHEDULE		OF SCHEDULE	RPI	RPI		RPI	RPI	
DIV. I ONLY		9-6-1	.59375	110	6-4-0		119	154	110	.53442	112	10	10
DIV. I NON-CONF.		3-2-1	.58333	124	1-0-0		205	213	154	.50471	154	11	11
TOTALS		RPI 1-25	RPI 26-50		W-L RECORDS		RPI 51-100		RPI 101-150		RPI 150+		
9-6-1		0-0-0	0-1-0		OVERALL		1-5-0		2-0-0		6-0-1		
6-3-0		0-0-0	0-1-0		HOME		1-2-0		1-0-0		4-0-0		
3-3-1		0-0-0	0-0-0		AWAY		0-3-0		1-0-0		2-0-1		
0-0-0		0-0-0	0-0-0		NEUTRAL		0-0-0		0-0-0		0-0-0		
3-2-1		0-0-0	0-1-0		NON-CONFERENCE		0-1-0		0-0-0		3-0-1		
3-1-0		0-0-0	0-1-0		HOME		0-0-0		0-0-0		3-0-0		
0-1-1		0-0-0	0-0-		AWAY		0-1-0		0-0-0		0-0-1		
0-0-0		0-0-0	0-0-0		NEUTRAL		0-0-0		0-0-0		0-0-0		
6-4-0		0-0-0	0-0-0		CONFERENCE		1-4-0		2-0-0		3-0-0		
3-2-0		0-0-0	0-0-0		HOME		1-2-0		1-0-0		1-0-0		
3-2-0		0-0-0	0-0-0		AWAY		0-2-0		1-0-0		2-0-0		
0-0-0		0-0-0	0-0-0		NEUTRAL		0-0-0		0-0-0		0-0-0		
RPI S	Opponent	Score	RPI S	Opponent	Score	RPI S	Opponent	Score	RPI S	Opponent	Score		
			50 H	Ole Miss	0 1	64 A	North Texas	0 2	145 A	Middle Tenn.	1 0		
						74 A	Rice	0 1	148 H	Louisiana Tech	2 1		
						78 H	Charlotte	2 3	169 A	Kentucky	0 0		
						86 A	Samford	2 3	172 A	UTEP	1 0		
						94 H	Old Dominion	0 3	189 H	Southern Miss.	1 0		
						97 H	UAB	1 0	261 H	Belmont	5 0		
									284 H	Alabama A&M	7 1		
									294 H	Southern Ill.	3 0		
									315 A	FIU	3 1		
LAST 10 GAMES													
			97 H	UAB	1 0	94 H	Old Dominion	0 3					
			74 A	Rice	0 1	78 H	Charlotte	2 3					
			64 A	North Texas	0 2	148 H	Louisiana Tech	2 1					
			315 A	FIU	3 1	189 H	Southern Miss.	1 0					
			172 A	UTEP	1 0	284 H	Alabama A&M	7 1					

Non-Div. I Games:

Western Ky.

Average RPI Win: 191		WON-LOST	WINNING	LAST 10	STRENGTH OF		OPP. STRENGTH	TEAM	ADJ	CONF.	ADJ CONF.
Average RPI Loss: 22		RECORD	PCT. RANK	GAMES	SCHEDULE		OF SCHEDULE	RPI	RPI	RPI	RPI
DIV. I ONLY		5-8-2	.4	232	2-7-1		43	24	111	.53433	113
DIV. I NON-CONF.		3-2-1	.58333	124	0-1-0		115	70	94	.54933	94
TOTALS		RPI 1-25	RPI 26-50		W-L RECORDS		RPI 51-100		RPI 101-150		RPI 150+
5-8-2		0-6-0	1-1-0		OVERALL		0-1-1		0-0-0		4-0-1
2-3-2		0-3-0	1-0-0		HOME		0-0-1		0-0-0		1-0-1
2-5-0		0-3-0	0-1-0		AWAY		0-1-0		0-0-0		2-0-0
1-0-0		0-0-0	0-0-0		NEUTRAL		0-0-0		0-0-0		1-0-0
3-2-1		0-2-0	0-0-0		NON-CONFERENCE		0-0-1		0-0-0		3-0-0
1-1-1		0-1-0	0-0-0		HOME		0-0-1		0-0-0		1-0-0
1-1-0		0-1-0	0-0-		AWAY		0-0-0		0-0-0		1-0-0
1-0-0		0-0-0	0-0-0		NEUTRAL		0-0-0		0-0-0		1-0-0
2-6-1		0-4-0	1-1-0		CONFERENCE		0-1-0		0-0-0		1-0-1
1-2-1		0-2-0	1-0-0		HOME		0-0-0		0-0-0		0-0-1
1-4-0		0-2-0	0-1-0		AWAY		0-1-0		0-0-0		1-0-0
0-0-0		0-0-0	0-0-0		NEUTRAL		0-0-0		0-0-0		0-0-0
RPI S	Opponent	Score		RPI S	Opponent	Score		RPI S	Opponent	Score	
3	H Virginia	0	3	29	H Clemson	3	2	57	A Boston College	0	4
4	A Florida St.	0	3	37	A Notre Dame	0	3	99	H San Diego St.	1	1
9	A Virginia Tech	0	2					165	H Pittsburgh	3	3
18	H Louisville	0	1					180	N Fairleigh Dickinson	4	1
21	A Florida	0	3					191	A UTRGV	4	0
23	H Fla. Atlantic	1	2					250	A Syracuse	2	1
								304	H Stetson	4	0
LAST 10 GAMES											
18	H Louisville	0	1	3	H Virginia	0	3				
29	H Clemson	3	2	165	H Pittsburgh	3	3				
4	A Florida St.	0	3	57	A Boston College	0	4				
250	A Syracuse	2	1	9	A Virginia Tech	0	2				
37	A Notre Dame	0	3	21	A Florida	0	3				

Non-Div. I Games:

Miami (FL)

Average RPI Win:	212	WON-LOST	WINNING	LAST 10	STRENGTH OF	OPP. STRENGTH	TEAM	ADJ	CONF.	ADJ CONF.	
Average RPI Loss:	105	RECORD	PCT. RANK	GAMES	SCHEDULE	OF SCHEDULE	RPI	RPI	RPI	RPI	
DIV. I ONLY	12-2-4	.77778	28	7-1-2	284	152	109	.53392	114	13	13
DIV. I NON-CONF.	5-1-2	.75	49	1-0-0	323	215	191	.47955	193	13	13
<hr/>											
TOTALS	RPI 1-25	RPI 26-50		W-L RECORDS		RPI 51-100		RPI 101-150		RPI 150+	
12-2-4	0-0-0	0-1-0		OVERALL		2-0-0		1-0-2		9-1-2	
6-1-2	0-0-0	0-1-0		HOME		1-0-0		1-0-1		4-0-1	
6-1-2	0-0-0	0-0-0		AWAY		1-0-0		0-0-1		5-1-1	
0-0-0	0-0-0	0-0-0		NEUTRAL		0-0-0		0-0-0		0-0-0	
<hr/>											
5-1-2	0-0-0	0-0-0		NON-CONFERENCE		1-0-0		0-0-1		4-1-1	
2-0-2	0-0-0	0-0-0		HOME		1-0-0		0-0-1		1-0-1	
3-1-0	0-0-0	0-0-		AWAY		0-0-0		0-0-0		3-1-0	
0-0-0	0-0-0	0-0-0		NEUTRAL		0-0-0		0-0-0		0-0-0	
<hr/>											
7-1-2	0-0-0	0-1-0		CONFERENCE		1-0-0		1-0-1		5-0-1	
4-1-0	0-0-0	0-1-0		HOME		0-0-0		1-0-0		3-0-0	
3-0-2	0-0-0	0-0-0		AWAY		1-0-0		0-0-1		2-0-1	
0-0-0	0-0-0	0-0-0		NEUTRAL		0-0-0		0-0-0		0-0-0	
<hr/>											
RPI S	Opponent	Score	RPI S	Opponent	Score	RPI S	Opponent	Score	RPI S	Opponent	Score
			45 H Saint Louis	1	2	71 A La Salle	3	1	103 H Maryland	1	1
						96 H Liberty	3	2	104 H Massachusetts	3	2
									110 A VCU	2	2
									164 A William & Mary	0	2
									179 H Saint Joseph's	2	0
									200 H Fordham	2	1
									204 A Richmond	1	0
									233 A Rhode Island	2	0
									235 H Bucknell	2	1
									252 A George Mason	2	2
									277 H St. Bonaventure	2	1
									283 H Towson	2	2
									288 A American	2	1
									323 A UMBC	4	1
									335 A Delaware St.	3	0
<hr/>											
			LAST 10 GAMES								
			45 H Saint Louis	1	2	335 A Delaware St.	3	0			
			252 A George Mason	2	2	204 A Richmond	1	0			
			277 H St. Bonaventure	2	1	104 H Massachusetts	3	2			
			179 H Saint Joseph's	2	0	233 A Rhode Island	2	0			
			110 A VCU	2	2	200 H Fordham	2	1			

Non-Div. I Games:

George Washington

Average RPI Win:		210	WON-LOST RECORD		WINNING PCT. RANK	LAST 10 GAMES	STRENGTH OF SCHEDULE		OPP. STRENGTH OF SCHEDULE	TEAM RPI	ADJ RPI	CONF. RPI	ADJ CONF. RPI										
Average RPI Loss:		77																					
DIV. I ONLY			9-7-1	.55882	139	5-4-1	113		115	116	.53364	115	12	12									
DIV. I NON-CONF.			4-3-0	.57143	127	0	123		53	99	.54559	99	12	12									
TOTALS		RPI 1-25		RPI 26-50		W-L RECORDS		RPI 51-100		RPI 101-150		RPI 150+											
9-7-1		1-1-0		0-2-0		OVERALL		0-2-0		0-2-0		8-0-1											
4-1-1		1-0-0		0-0-0		HOME		0-0-0		0-1-0		3-0-1											
5-5-0		0-1-0		0-1-0		AWAY		0-2-0		0-1-0		5-0-0											
0-1-0		0-0-0		0-1-0		NEUTRAL		0-0-0		0-0-0		0-0-0											
4-3-0		1-1-0		0-2-0		NON-CONFERENCE		0-0-0		0-0-0		3-0-0											
2-0-0		1-0-0		0-0-0		HOME		0-0-0		0-0-0		1-0-0											
2-2-0		0-1-0		0-0-		AWAY		0-0-0		0-0-0		2-0-0											
0-1-0		0-0-0		0-1-0		NEUTRAL		0-0-0		0-0-0		0-0-0											
5-4-1		0-0-0		0-0-0		CONFERENCE		0-2-0		0-2-0		5-0-1											
2-1-1		0-0-0		0-0-0		HOME		0-0-0		0-1-0		2-0-1											
3-3-0		0-0-0		0-0-0		AWAY		0-2-0		0-1-0		3-0-0											
0-0-0		0-0-0		0-0-0		NEUTRAL		0-0-0		0-0-0		0-0-0											
RPI	S	Opponent		Score		RPI	S	Opponent		Score		RPI	S	Opponent		Score							
10	A	Washington		1	2	43	A	Oregon St.		0	1	82	A	Boise St.		0	1						
15	H	Texas Tech		1	0	44	N	Portland		0	1	90	A	Colorado St.		0	1						
																		132	A	Air Force		0	3
																		141	H	San Jose St.		0	2
																		153	H	Fresno St.		2	2
																		155	A	Colorado Col.		1	0
																		181	H	UNLV		3	2
																		208	A	Utah St.		2	1
																		212	A	Wyoming		3	0
																		266	H	Nevada		3	1
																		267	H	Northern Ariz.		3	0
279	A	New Mexico St.		1	0																		
305	A	Portland St.		2	1																		
LAST 10 GAMES																							
		153 H Fresno St.		2	2			208 A Utah St.		2	1												
		141 H San Jose St.		0	2			181 H UNLV		3	2												
		132 A Air Force		0	3			266 H Nevada		3	1												
		155 A Colorado Col.		1	0			212 A Wyoming		3	0												
		82 A Boise St.		0	1			90 A Colorado St.		0	1												

Non-Div. I Games:

New Mexico

Average RPI Win:	226	WON-LOST RECORD	WINNING PCT. RANK	LAST 10 GAMES	STRENGTH OF SCHEDULE	OPP. STRENGTH OF SCHEDULE	TEAM RPI	ADJ RPI	CONF. RPI	ADJ CONF. RPI	
Average RPI Loss:	113										
DIV. I ONLY	9-4-2	.66667	70	6-3-1	195	183	117	.53012	117	20	20
DIV. I NON-CONF.	6-2-1	.72222	63	3-1-0	129	210	74	.56455	75	16	17
<hr/>											
TOTALS	RPI 1-25	RPI 26-50		W-L RECORDS	RPI 51-100		RPI 101-150		RPI 150+		
9-4-2	0-0-0	0-1-0		OVERALL	0-1-1		1-1-0		8-1-1		
5-2-1	0-0-0	0-1-0		HOME	0-0-1		1-1-0		4-0-0		
4-2-1	0-0-0	0-0-0		AWAY	0-1-0		0-0-0		4-1-1		
0-0-0	0-0-0	0-0-0		NEUTRAL	0-0-0		0-0-0		0-0-0		
<hr/>											
6-2-1	0-0-0	0-1-0		NON-CONFERENCE	0-0-1		1-0-0		5-1-0		
2-1-1	0-0-0	0-1-0		HOME	0-0-1		1-0-0		1-0-0		
4-1-0	0-0-0	0-0-		AWAY	0-0-0		0-0-0		4-1-0		
0-0-0	0-0-0	0-0-0		NEUTRAL	0-0-0		0-0-0		0-0-0		
<hr/>											
3-2-1	0-0-0	0-0-0		CONFERENCE	0-1-0		0-1-0		3-0-1		
3-1-0	0-0-0	0-0-0		HOME	0-0-0		0-1-0		3-0-0		
0-1-1	0-0-0	0-0-0		AWAY	0-1-0		0-0-0		0-0-1		
0-0-0	0-0-0	0-0-0		NEUTRAL	0-0-0		0-0-0		0-0-0		
<hr/>											
RPI S	Opponent	Score	RPI S	Opponent	Score	RPI S	Opponent	Score	RPI S	Opponent	Score
			45 H	Saint Louis	0 1	76 A	Loyola Chicago	0 2	105 H	Illinois St.	0 1
						98 H	UMKC	0 0	121 H	Murray St.	1 0
									177 H	Drake	1 0
									216 A	Little Rock	2 1
									217 A	Omaha	1 0
									225 A	Western Ill.	1 2
									228 H	Tulsa	5 1
									236 A	SIUE	1 0
									258 A	Central Ark.	3 2
									264 H	UNI	2 1
									282 A	Evansville	1 1
									318 H	Valparaiso	2 1
			LAST 10 GAMES								
			105 H	Illinois St.	0 1	318 H	Valparaiso	2 1			
			264 H	UNI	2 1	217 A	Omaha	1 0			
			282 A	Evansville	1 1	45 H	Saint Louis	0 1			
			76 A	Loyola Chicago	0 2	121 H	Murray St.	1 0			
			177 H	Drake	1 0	228 H	Tulsa	5 1			

Non-Div. I Games:

Missouri St.

Average RPI Win: 227		WON-LOST	WINNING	LAST 10	STRENGTH OF		OPP. STRENGTH	TEAM	ADJ	CONF.	ADJ CONF.
Average RPI Loss: 114		RECORD	PCT. RANK	GAMES	SCHEDULE		OF SCHEDULE	RPI	RPI	RPI	RPI
DIV. I ONLY		8-5-3	.59375	110	5-2-3		126	190	118	.52955	118
DIV. I NON-CONF.		4-3-0	.57143	127	1-0-0		136	144	117	.53014	118
TOTALS		RPI 1-25	RPI 26-50		W-L RECORDS		RPI 51-100		RPI 101-150		RPI 150+
8-5-3		0-1-0	0-0-0		OVERALL		0-1-0		1-1-2		7-2-1
5-1-1		0-0-0	0-0-0		HOME		0-0-0		1-0-1		4-1-0
3-4-2		0-1-0	0-0-0		AWAY		0-1-0		0-1-1		3-1-1
0-0-0		0-0-0	0-0-0		NEUTRAL		0-0-0		0-0-0		0-0-0
4-3-0		0-1-0	0-0-0		NON-CONFERENCE		0-0-0		1-1-0		3-1-0
3-0-0		0-0-0	0-0-0		HOME		0-0-0		1-0-0		2-0-0
1-3-0		0-1-0	0-0-		AWAY		0-0-0		0-1-0		1-1-0
0-0-0		0-0-0	0-0-0		NEUTRAL		0-0-0		0-0-0		0-0-0
4-2-3		0-0-0	0-0-0		CONFERENCE		0-1-0		0-0-2		4-1-1
2-1-1		0-0-0	0-0-0		HOME		0-0-0		0-0-1		2-1-0
2-1-2		0-0-0	0-0-0		AWAY		0-1-0		0-0-1		2-0-1
0-0-0		0-0-0	0-0-0		NEUTRAL		0-0-0		0-0-0		0-0-0
RPI S	Opponent	Score		RPI S	Opponent	Score		RPI S	Opponent	Score	
15 A	Texas Tech	0	1					88 A	South Alabama	0	1
								121 A	Murray St.	1	3
								124 H	Southeast Mo. St.	1	0
								128 H	Troy	1	1
								135 A	Georgia St.	0	0
								166 H	Texas St.	1	0
								168 H	Coastal Caro.	1	2
								176 A	UT Martin	1	3
								186 A	Kansas St.	2	1
								218 H	Louisiana	1	0
								253 A	Appalachian St.	0	0
								258 H	Central Ark.	3	1
								259 A	Ga. Southern	1	0
								300 H	Jackson St.	6	1
								303 A	La.-Monroe	3	1
LAST 10 GAMES											
	168 H	Coastal Caro.	1	2		135 A	Georgia St.	0	0		
	253 A	Appalachian St.	0	0		166 H	Texas St.	1	0		
	259 A	Ga. Southern	1	0		218 H	Louisiana	1	0		
	128 H	Troy	1	1		303 A	La.-Monroe	3	1		
	88 A	South Alabama	0	1		124 H	Southeast Mo. St.	1	0		

Non-Div. I Games:

Arkansas St.

Average RPI Win:	243	WON-LOST RECORD	WINNING PCT. RANK	LAST 10 GAMES	STRENGTH OF SCHEDULE	OPP. STRENGTH OF SCHEDULE	TEAM RPI	ADJ RPI	CONF. RPI	ADJ CONF. RPI		
Average RPI Loss:	109											
DIV. I ONLY		12-6-0	.66667	70	9-1-0	202	185	119	.52831	119	26	26
DIV. I NON-CONF.		3-5-0	.375	218	0	94	108	157	.50294	157	24	24
<hr/>												
TOTALS	RPI 1-25	RPI 26-50		W-L RECORDS		RPI 51-100		RPI 101-150		RPI 150+		
12-6-0	0-2-0	0-1-0		OVERALL		0-0-0		1-0-0		11-3-0		
8-3-0	0-1-0	0-1-0		HOME		0-0-0		1-0-0		7-1-0		
4-3-0	0-1-0	0-0-0		AWAY		0-0-0		0-0-0		4-2-0		
0-0-0	0-0-0	0-0-0		NEUTRAL		0-0-0		0-0-0		0-0-0		
3-5-0	0-2-0	0-1-0		NON-CONFERENCE		0-0-0		0-0-0		3-2-0		
3-3-0	0-1-0	0-1-0		HOME		0-0-0		0-0-0		3-1-0		
0-2-0	0-1-0	0-0-		AWAY		0-0-0		0-0-0		0-1-0		
0-0-0	0-0-0	0-0-0		NEUTRAL		0-0-0		0-0-0		0-0-0		
9-1-0	0-0-0	0-0-0		CONFERENCE		0-0-0		1-0-0		8-1-0		
5-0-0	0-0-0	0-0-0		HOME		0-0-0		1-0-0		4-0-0		
4-1-0	0-0-0	0-0-0		AWAY		0-0-0		0-0-0		4-1-0		
0-0-0	0-0-0	0-0-0		NEUTRAL		0-0-0		0-0-0		0-0-0		
RPI S	Opponent	Score		RPI S	Opponent	Score		RPI S	Opponent	Score		
6 A	Arkansas	0	7	34 H	Alabama	0	5	120 H	Abilene Christian	6	4	
16 H	Oklahoma St.	0	3					160 A	A&M-Corpus Christi	2	0	
								167 H	Oral Roberts	2	1	
								183 A	Northwestern St.	1	2	
								189 H	Southern Miss.	1	2	
								218 H	Louisiana	5	1	
								228 A	Tulsa	1	3	
								239 H	Incarnate Word	3	2	
								242 H	Sam Houston St.	5	0	
								258 A	Central Ark.	3	2	
								276 H	SFA	4	1	
								290 A	Southeastern La.	5	3	
								299 H	Texas Southern	5	0	
								314 A	Houston Baptist	3	1	
								331 H	Nicholls St.	6	0	
LAST 10 GAMES												
								314 A	Houston Baptist	3	1	
								242 H	Sam Houston St.	5	0	
								276 H	SFA	4	1	
								258 A	Central Ark.	3	2	
								183 A	Northwestern St.	1	2	
								331 H	Nicholls St.	6	0	

Non-Div. I Games:

Lamar University

Average RPI Win: 263		WON-LOST RECORD		WINNING PCT. RANK		LAST 10 GAMES		STRENGTH OF SCHEDULE		OPP. STRENGTH OF SCHEDULE		TEAM RPI		ADJ RPI		CONF. RPI		ADJ CONF. RPI	
DIV. I ONLY		10-4-2		.6875 62		7-2-1		227		193		120		.5282 120		26		26	
DIV. I NON-CONF.		3-2-1		.58333 124		0		99		78		87		.55629 86		24		24	
TOTALS		RPI 1-25		RPI 26-50		W-L RECORDS		RPI 51-100		RPI 101-150		RPI 150+							
10-4-2		0-2-0		0-0-0		OVERALL		0-0-1		0-1-0		10-1-1							
5-0-2		0-0-0		0-0-0		HOME		0-0-1		0-0-0		5-0-1							
5-4-0		0-2-0		0-0-0		AWAY		0-0-0		0-1-0		5-1-0							
0-0-0		0-0-0		0-0-0		NEUTRAL		0-0-0		0-0-0		0-0-0							
3-2-1		0-2-0		0-0-0		NON-CONFERENCE		0-0-1		0-0-0		3-0-0							
1-0-1		0-0-0		0-0-0		HOME		0-0-1		0-0-0		1-0-0							
2-2-0		0-2-0		0-0-		AWAY		0-0-0		0-0-0		2-0-0							
0-0-0		0-0-0		0-0-0		NEUTRAL		0-0-0		0-0-0		0-0-0							
7-2-1		0-0-0		0-0-0		CONFERENCE		0-0-0		0-1-0		7-1-1							
4-0-1		0-0-0		0-0-0		HOME		0-0-0		0-0-0		4-0-1							
3-2-0		0-0-0		0-0-0		AWAY		0-0-0		0-1-0		3-1-0							
0-0-0		0-0-0		0-0-0		NEUTRAL		0-0-0		0-0-0		0-0-0							
RPI S	Opponent	Score		RPI S	Opponent	Score		RPI S	Opponent	Score		RPI S	Opponent	Score					
15 A	Texas Tech	0	3					54 H	Baylor	1	1	119 A	Lamar University	4	6				
20 A	Texas A&M	0	4									160 A	A&M-Corpus Christi	1	2				
												172 A	UTEP	2	1				
												183 H	Northwestern St.	1	1				
												194 A	McNeese	3	0				
												242 H	Sam Houston St.	1	0				
												258 H	Central Ark.	4	1				
												276 H	SFA	1	0				
												278 H	North Ala.	5	2				
												279 A	New Mexico St.	3	1				
												290 A	Southeastern La.	1	0				
												314 H	Houston Baptist	4	1				
												331 A	Nicholls St.	8	0				
LAST 10 GAMES																			
				242 H	Sam Houston St.	1	0	258 H	Central Ark.	4	1								
				276 H	SFA	1	0	183 H	Northwestern St.	1	1								
				194 A	McNeese	3	0	290 A	Southeastern La.	1	0								
				119 A	Lamar University	4	6	331 A	Nicholls St.	8	0								
				160 A	A&M-Corpus Christi	1	2	314 H	Houston Baptist	4	1								

Non-Div. I Games: Southwest (NM) 2 0

Abilene Christian

Average RPI Win:	201	WON-LOST	WINNING	LAST 10	STRENGTH OF	OPP. STRENGTH	TEAM	ADJ	CONF.	ADJ CONF.	
Average RPI Loss:	140	RECORD	PCT. RANK	GAMES	SCHEDULE	OF SCHEDULE	RPI	RPI	RPI	RPI	
DIV. I ONLY	11-7-0	.61111	105	8-2-0	146	177	121	.52724	121	27	27
DIV. I NON-CONF.	3-5-0	.375	218	0	53	56	130	.52269	130	25	25
<hr/>											
TOTALS	RPI 1-25	RPI 26-50		W-L RECORDS	RPI 51-100		RPI 101-150		RPI 150+		
11-7-0	0-0-0	0-1-0		OVERALL	2-2-0		2-2-0		7-2-0		
7-2-0	0-0-0	0-1-0		HOME	1-1-0		2-0-0		4-0-0		
4-5-0	0-0-0	0-0-0		AWAY	1-1-0		0-2-0		3-2-0		
0-0-0	0-0-0	0-0-0		NEUTRAL	0-0-0		0-0-0		0-0-0		
<hr/>											
3-5-0	0-0-0	0-1-0		NON-CONFERENCE	2-2-0		1-2-0		0-0-0		
2-2-0	0-0-0	0-1-0		HOME	1-1-0		1-0-0		0-0-0		
1-3-0	0-0-0	0-0-		AWAY	1-1-0		0-2-0		0-0-0		
0-0-0	0-0-0	0-0-0		NEUTRAL	0-0-0		0-0-0		0-0-0		
<hr/>											
8-2-0	0-0-0	0-0-0		CONFERENCE	0-0-0		1-0-0		7-2-0		
5-0-0	0-0-0	0-0-0		HOME	0-0-0		1-0-0		4-0-0		
3-2-0	0-0-0	0-0-0		AWAY	0-0-0		0-0-0		3-2-0		
0-0-0	0-0-0	0-0-0		NEUTRAL	0-0-0		0-0-0		0-0-0		
<hr/>											
RPI S	Opponent	Score	RPI S	Opponent	Score	RPI S	Opponent	Score	RPI S	Opponent	Score
			50 H	Ole Miss	4 5	53 H	Xavier	3 4	117 A	Missouri St.	0 1
						86 A	Samford	2 0	118 H	Arkansas St.	3 1
						87 A	Missouri	1 2	124 H	Southeast Mo. St.	5 0
						93 H	Indiana	2 1	142 A	Northern Ky.	1 3
									176 H	UT Martin	5 1
									215 A	Tennessee Tech	0 3
									236 H	SIUE	5 0
									260 H	Austin Peay	2 1
									261 A	Belmont	3 0
									270 A	Eastern Ky.	2 1
									292 H	Eastern Ill.	1 0
									298 A	Morehead St.	2 1
									316 A	Jacksonville St.	2 3
<hr/>											
LAST 10 GAMES											
			292 H	Eastern Ill.	1 0	270 A	Eastern Ky.	2 1			
			261 A	Belmont	3 0	298 A	Morehead St.	2 1			
			260 H	Austin Peay	2 1	124 H	Southeast Mo. St.	5 0			
			316 A	Jacksonville St.	2 3	176 H	UT Martin	5 1			
			215 A	Tennessee Tech	0 3	236 H	SIUE	5 0			

Non-Div. I Games:

Murray St.

Average RPI Win: 237		WON-LOST	WINNING	LAST 10	STRENGTH OF		OPP. STRENGTH	TEAM	ADJ	CONF.	ADJ CONF.
Average RPI Loss: 95		RECORD	PCT. RANK	GAMES	SCHEDULE		OF SCHEDULE	RPI	RPI	RPI	RPI
DIV. I ONLY		11-5-2	.66667	70	205		206	123	.52674	122	16
DIV. I NON-CONF.		6-3-1	.65	88	185		227	119	.52792	120	15
TOTALS		RPI 1-25	RPI 26-50		W-L RECORDS		RPI 51-100		RPI 101-150		RPI 150+
11-5-2	0-1-0	0-0-0		OVERALL		1-1-1		2-3-0		8-0-1	
5-3-0	0-0-0	0-0-0		HOME		1-0-0		1-3-0		3-0-0	
6-2-1	0-1-0	0-0-0		AWAY		0-1-0		1-0-0		5-0-1	
0-0-1	0-0-0	0-0-0		NEUTRAL		0-0-1		0-0-0		0-0-0	
6-3-1	0-1-0	0-0-0		NON-CONFERENCE		0-0-1		1-2-0		5-0-0	
2-2-0	0-0-0	0-0-0		HOME		0-0-0		1-2-0		1-0-0	
4-1-0	0-1-0	0-0-0		AWAY		0-0-0		0-0-0		4-0-0	
0-0-1	0-0-0	0-0-0		NEUTRAL		0-0-1		0-0-0		0-0-0	
5-2-1	0-0-0	0-0-0		CONFERENCE		1-1-0		1-1-0		3-0-1	
3-1-0	0-0-0	0-0-0		HOME		1-0-0		0-1-0		2-0-0	
2-1-1	0-0-0	0-0-0		AWAY		0-1-0		1-0-0		1-0-1	
0-0-0	0-0-0	0-0-0		NEUTRAL		0-0-0		0-0-0		0-0-0	
RPI S	Opponent	Score		RPI S	Opponent	Score		RPI S	Opponent	Score	
23 A	Fla. Atlantic	1	2					71 N	La Salle	1	1
								77 A	FGCU	0	1
								96 H	Liberty	1	0
								105 H	Illinois St.	0	5
								107 H	Western Caro.	3	1
								111 A	Kennesaw St.	1	0
								132 H	Air Force	2	3
								136 H	Lipscomb	0	1
								168 A	Coastal Caro.	2	0
								232 A	NJIT	1	1
								272 A	Charleston So.	3	0
								278 H	North Ala.	1	0
								304 A	Stetson	4	0
								307 A	Presbyterian	3	1
								315 A	FIU	3	1
								318 H	Jacksonville	2	1
								336 H	South Carolina St.	4	0
LAST 10 GAMES											
				318 H	Jacksonville	2	1	232 A	NJIT	1	1
				304 A	Stetson	4	0	111 A	Kennesaw St.	1	0
				77 A	FGCU	0	1	96 H	Liberty	1	0
				136 H	Lipscomb	0	1	336 H	South Carolina St.	4	0
				278 H	North Ala.	1	0	107 H	Western Caro.	3	1

Non-Div. I Games:

North Florida

Average RPI Win:	265	WON-LOST	WINNING	LAST 10	STRENGTH OF	OPP. STRENGTH	TEAM	ADJ	CONF.	ADJ CONF.	
Average RPI Loss:	74	RECORD	PCT. RANK	GAMES	SCHEDULE	OF SCHEDULE	RPI	RPI	RPI	RPI	
DIV. I ONLY	11-4-1	.71875	47	8-1-1	257	198	124	.52606	124	27	27
DIV. I NON-CONF.	3-3-0	.5	159	1-0-0	189	67	158	.50245	158	25	25
<hr/>											
TOTALS	RPI 1-25	RPI 26-50		W-L RECORDS		RPI 51-100		RPI 101-150		RPI 150+	
11-4-1	0-1-0	0-1-0		OVERALL		0-0-0		0-2-0		11-0-1	
7-0-0	0-0-0	0-0-0		HOME		0-0-0		0-0-0		7-0-0	
4-3-1	0-0-0	0-1-0		AWAY		0-0-0		0-2-0		4-0-1	
0-1-0	0-1-0	0-0-0		NEUTRAL		0-0-0		0-0-0		0-0-0	
<hr/>											
3-3-0	0-1-0	0-1-0		NON-CONFERENCE		0-0-0		0-1-0		3-0-0	
2-0-0	0-0-0	0-0-0		HOME		0-0-0		0-0-0		2-0-0	
1-2-0	0-0-0	0-0-		AWAY		0-0-0		0-1-0		1-0-0	
0-1-0	0-1-0	0-0-0		NEUTRAL		0-0-0		0-0-0		0-0-0	
<hr/>											
8-1-1	0-0-0	0-0-0		CONFERENCE		0-0-0		0-1-0		8-0-1	
5-0-0	0-0-0	0-0-0		HOME		0-0-0		0-0-0		5-0-0	
3-1-1	0-0-0	0-0-0		AWAY		0-0-0		0-1-0		3-0-1	
0-0-0	0-0-0	0-0-0		NEUTRAL		0-0-0		0-0-0		0-0-0	
<hr/>											
RPI S	Opponent	Score		RPI S	Opponent	Score		RPI S	Opponent	Score	
6 N	Arkansas	0	5	50 A	Ole Miss	0	2				
								118 A	Arkansas St.	0	1
								121 A	Murray St.	0	5
								176 A	UT Martin	2	2
								189 H	Southern Miss.	3	2
								215 H	Tennessee Tech	3	2
								236 H	SIUE	2	1
								260 A	Austin Peay	2	1
								261 H	Belmont	2	1
								270 A	Eastern Ky.	1	0
								282 A	Evansville	2	1
292 H	Eastern Ill.	1	0								
294 H	Southern Ill.	2	0								
298 A	Morehead St.	5	1								
316 H	Jacksonville St.	2	0								
<hr/>											
LAST 10 GAMES											
215 H Tennessee Tech				3	2	294 H Southern Ill.				2	0
316 H Jacksonville St.				2	0	236 H SIUE				2	1
176 A UT Martin				2	2	121 A Murray St.				0	5
298 A Morehead St.				5	1	260 A Austin Peay				2	1
270 A Eastern Ky.				1	0	292 H Eastern Ill.				1	0

Non-Div. I Games:

Southeast Mo. St.

Average RPI Win:	274	WON-LOST RECORD	WINNING PCT. RANK	LAST 10 GAMES	STRENGTH OF SCHEDULE	OPP. STRENGTH OF SCHEDULE	TEAM RPI	ADJ RPI	CONF. RPI	ADJ CONF. RPI	
DIV. I ONLY	12-3-2	.76471	35	8-1-1	270	289	125	.52531	125	29	29
DIV. I NON-CONF.	4-2-1	.64286	90	0	201	190	131	.52253	131	29	29
<hr/>											
TOTALS	RPI 1-25	RPI 26-50		W-L RECORDS	RPI 51-100		RPI 101-150		RPI 150+		
12-3-2	0-0-0	0-0-0		OVERALL	0-2-1		0-0-0		12-1-1		
7-1-1	0-0-0	0-0-0		HOME	0-1-1		0-0-0		7-0-0		
5-2-1	0-0-0	0-0-0		AWAY	0-1-0		0-0-0		5-1-1		
0-0-0	0-0-0	0-0-0		NEUTRAL	0-0-0		0-0-0		0-0-0		
<hr/>											
4-2-1	0-0-0	0-0-0		NON-CONFERENCE	0-2-1		0-0-0		4-0-0		
2-1-1	0-0-0	0-0-0		HOME	0-1-1		0-0-0		2-0-0		
2-1-0	0-0-0	0-0-		AWAY	0-1-0		0-0-0		2-0-0		
0-0-0	0-0-0	0-0-0		NEUTRAL	0-0-0		0-0-0		0-0-0		
<hr/>											
8-1-1	0-0-0	0-0-0		CONFERENCE	0-0-0		0-0-0		8-1-1		
5-0-0	0-0-0	0-0-0		HOME	0-0-0		0-0-0		5-0-0		
3-1-1	0-0-0	0-0-0		AWAY	0-0-0		0-0-0		3-1-1		
0-0-0	0-0-0	0-0-0		NEUTRAL	0-0-0		0-0-0		0-0-0		
<hr/>											
RPI	S	Opponent	Score	RPI	S	Opponent	Score	RPI	S	Opponent	Score
				63 H Furman 1 2				168 H Coastal Caro. 2 0			
				78 A Charlotte 1 4				171 A High Point 0 1			
				89 H UNC Greensboro 3 3				178 H Radford 1 0			
								240 H Gardner-Webb 3 2			
								248 A Longwood 2 1			
								254 A Winthrop 1 1			
								268 H Wofford 4 0			
								272 H Charleston So. 3 0			
								307 A Presbyterian 4 0			
								312 A Saint Peter's 3 0			
				313 H UNC Asheville 2 0							
				324 A Mt. St. Mary's 3 0							
				329 H Hampton 5 1							
				330 A USC Upstate 5 0							
<hr/>											
				LAST 10 GAMES							
				329 H Hampton 5 1				330 A USC Upstate 5 0			
				307 A Presbyterian 4 0				240 H Gardner-Webb 3 2			
				178 H Radford 1 0				254 A Winthrop 1 1			
				248 A Longwood 2 1				171 A High Point 0 1			
				272 H Charleston So. 3 0				313 H UNC Asheville 2 0			

Non-Div. I Games:

Campbell

Average RPI Win: 177		WON-LOST	WINNING	LAST 10	STRENGTH OF		OPP. STRENGTH	TEAM	ADJ		CONF.	ADJ CONF.			
Average RPI Loss: 88		RECORD	PCT. RANK	GAMES	SCHEDULE		OF SCHEDULE	RPI	RPI		RPI	RPI			
DIV. I ONLY		6-8-2	.4375	214	3-6-1		66	101	126		9	9			
DIV. I NON-CONF.		4-3-1	.5625	135	1-1-0		65	113	76		9	9			
TOTALS		RPI 1-25	RPI 26-50		W-L RECORDS		RPI 51-100		RPI 101-150		RPI 150+				
6-8-2		0-2-0	0-2-0		OVERALL		1-1-0		1-1-1		4-2-1				
5-3-0		0-0-0	0-1-0		HOME		1-0-0		1-1-0		3-1-0				
1-5-2		0-2-0	0-1-0		AWAY		0-1-0		0-0-1		1-1-1				
0-0-0		0-0-0	0-0-0		NEUTRAL		0-0-0		0-0-0		0-0-0				
4-3-1		0-1-0	0-1-0		NON-CONFERENCE		0-1-0		1-0-0		3-0-1				
3-1-0		0-0-0	0-1-0		HOME		0-0-0		1-0-0		2-0-0				
1-2-1		0-1-0	0-0-		AWAY		0-1-0		0-0-0		1-0-1				
0-0-0		0-0-0	0-0-0		NEUTRAL		0-0-0		0-0-0		0-0-0				
2-5-1		0-1-0	0-1-0		CONFERENCE		1-0-0		0-1-1		1-2-0				
2-2-0		0-0-0	0-0-0		HOME		1-0-0		0-1-0		1-1-0				
0-3-1		0-1-0	0-1-0		AWAY		0-0-0		0-0-1		0-1-0				
0-0-0		0-0-0	0-0-0		NEUTRAL		0-0-0		0-0-0		0-0-0				
RPI S	Opponent	Score		RPI S	Opponent	Score		RPI S	Opponent	Score		RPI S	Opponent	Score	
7 A	Brown	0	2	27 A	South Fla.	1	2	68 A	Providence	1	2	108 A	UCF	0	0
25 A	Memphis	0	5	41 H	Harvard	1	3	69 H	SMU	1	0	116 H	Fairfield	3	0
												131 H	Cincinnati	0	1
												173 H	East Carolina	0	1
												199 A	Central Conn. St.	1	1
												205 A	UMass Lowell	2	1
												220 H	Boston U.	3	1
												222 H	Houston	2	1
												228 A	Tulsa	0	2
												231 H	Colgate	2	1
LAST 10 GAMES															
	108 A	UCF	0	0		25 A	Memphis	0	5						
	27 A	South Fla.	1	2		131 H	Cincinnati	0	1						
	69 H	SMU	1	0		173 H	East Carolina	0	1						
	222 H	Houston	2	1		205 A	UMass Lowell	2	1						
	228 A	Tulsa	0	2		41 H	Harvard	1	3						

Non-Div. I Games:

UConn

Average RPI Win: 208		WON-LOST RECORD	WINNING PCT. RANK	LAST 10 GAMES	STRENGTH OF SCHEDULE	OPP. STRENGTH OF SCHEDULE	TEAM RPI	ADJ RPI	CONF. RPI	ADJ CONF. RPI	
Average RPI Loss: 85											
DIV. I ONLY		8-7-1	.53125 154	5-5-0	111	122	128	.52469 127	10	10	
DIV. I NON-CONF.		4-2-1	.64286 90	1-0-0	248	164	152	.50691 152	11	11	
<hr/>											
TOTALS		RPI 1-25	RPI 26-50		W-L RECORDS		RPI 51-100		RPI 101-150		RPI 150+
8-7-1		0-1-0	0-1-0		OVERALL		1-3-0		1-1-0		6-1-1
3-5-1		0-0-0	0-1-0		HOME		0-2-0		1-1-0		2-1-1
4-2-0		0-1-0	0-0-0		AWAY		1-1-0		0-0-0		3-0-0
1-0-0		0-0-0	0-0-0		NEUTRAL		0-0-0		0-0-0		1-0-0
<hr/>											
4-2-1		0-0-0	0-1-0		NON-CONFERENCE		0-0-0		0-0-0		4-1-1
1-2-1		0-0-0	0-1-0		HOME		0-0-0		0-0-0		1-1-1
2-0-0		0-0-0	0-0-		AWAY		0-0-0		0-0-0		2-0-0
1-0-0		0-0-0	0-0-0		NEUTRAL		0-0-0		0-0-0		1-0-0
<hr/>											
4-5-0		0-1-0	0-0-0		CONFERENCE		1-3-0		1-1-0		2-0-0
2-3-0		0-0-0	0-0-0		HOME		0-2-0		1-1-0		1-0-0
2-2-0		0-1-0	0-0-0		AWAY		1-1-0		0-0-0		1-0-0
0-0-0		0-0-0	0-0-0		NEUTRAL		0-0-0		0-0-0		0-0-0
<hr/>											
RPI S	Opponent	Score	RPI S	Opponent	Score	RPI S	Opponent	Score	RPI S	Opponent	Score
23 A	Fla. Atlantic	1 2	27 H	South Fla.	0 5	64 H	North Texas	0 1	145 H	Middle Tenn.	3 4
						74 H	Rice	0 1	148 H	Louisiana Tech	1 0
						78 A	Charlotte	2 1	166 H	Texas St.	0 1
						94 A	Old Dominion	0 3	167 H	Oral Roberts	1 1
									189 H	Southern Miss.	2 1
									206 A	Marshall	3 2
									218 N	Louisiana	3 0
									245 H	Cleveland St.	3 0
									269 A	Grand Canyon	4 0
									314 A	Houston Baptist	1 0

Non-Div. I Games:

UTSA

Average RPI Win: 246		WON-LOST	WINNING	LAST 10	STRENGTH OF		OPP. STRENGTH	TEAM	ADJ		CONF.	ADJ CONF.	
Average RPI Loss: 125		RECORD	PCT. RANK	GAMES	SCHEDULE		OF SCHEDULE	RPI	RPI	RPI	RPI		
DIV. I ONLY		12-2-4	.77778	28	7-1-2		307	176	130	.52382	128	15	15
DIV. I NON-CONF.		5-1-2	.75	49	0		331	178	221	.46394	219	19	19
TOTALS		RPI 1-25	RPI 26-50		W-L RECORDS		RPI 51-100		RPI 101-150		RPI 150+		
12-2-4		0-0-0	0-0-0		OVERALL		1-1-1		1-0-1		10-1-2		
7-0-1		0-0-0	0-0-0		HOME		1-0-0		1-0-0		5-0-1		
4-2-2		0-0-0	0-0-0		AWAY		0-1-0		0-0-1		4-1-1		
1-0-1		0-0-0	0-0-0		NEUTRAL		0-0-1		0-0-0		1-0-0		
5-1-2		0-0-0	0-0-0		NON-CONFERENCE		0-1-1		0-0-0		5-0-1		
2-0-1		0-0-0	0-0-0		HOME		0-0-0		0-0-0		2-0-1		
2-1-0		0-0-0	0-0-		AWAY		0-1-0		0-0-0		2-0-0		
1-0-1		0-0-0	0-0-0		NEUTRAL		0-0-1		0-0-0		1-0-0		
7-1-2		0-0-0	0-0-0		CONFERENCE		1-0-0		1-0-1		5-1-1		
5-0-0		0-0-0	0-0-0		HOME		1-0-0		1-0-0		3-0-0		
2-1-2		0-0-0	0-0-0		AWAY		0-0-0		0-0-1		2-1-1		
0-0-0		0-0-0	0-0-0		NEUTRAL		0-0-0		0-0-0		0-0-0		
RPI S	Opponent	Score	RPI S	Opponent	Score	RPI S	Opponent	Score	RPI S	Opponent	Score		
						81 A Auburn	0 3		118 A Arkansas St.	1 1			
						88 H South Alabama	2 0		135 H Georgia St.	3 0			
						97 N UAB	1 1		166 A Texas St.	1 0			
									168 A Coastal Caro.	1 2			
									215 H Tennessee Tech	0 0			
									216 H Little Rock	2 1			
									218 A Louisiana	2 1			
									253 A Appalachian St.	1 1			
									259 H Ga. Southern	4 1			
									300 H Jackson St.	7 0			
									303 H La.-Monroe	7 1			
									304 N Stetson	3 2			
									316 H Jacksonville St.	2 1			
									318 A Jacksonville	1 0			
									327 A Southern U.	3 1			
LAST 10 GAMES													
						218 A Louisiana	2 1	88 H South Alabama	2 0				
						166 A Texas St.	1 0	303 H La.-Monroe	7 1				
						216 H Little Rock	2 1	135 H Georgia St.	3 0				
						118 A Arkansas St.	1 1	168 A Coastal Caro.	1 2				
						259 H Ga. Southern	4 1	253 A Appalachian St.	1 1				

Non-Div. I Games:

Troy

Average RPI Win:	227	WON-LOST RECORD	WINNING PCT. RANK	LAST 10 GAMES	STRENGTH OF SCHEDULE	OPP. STRENGTH OF SCHEDULE	TEAM RPI	ADJ RPI	CONF. RPI	ADJ CONF. RPI	
Average RPI Loss:	153										
DIV. I ONLY	14-3-1	.80556	19	9-0-1	321	138	131	.5237	129	19	19
DIV. I NON-CONF.	8-3-0	.72727	62	3-0-0	315	99	173	.48938	173	20	20
<hr/>											
TOTALS	RPI 1-25	RPI 26-50		W-L RECORDS	RPI 51-100		RPI 101-150		RPI 150+		
14-3-1	0-0-0	0-0-0		OVERALL	0-1-0		2-0-0		12-2-1		
9-0-0	0-0-0	0-0-0		HOME	0-0-0		1-0-0		8-0-0		
5-3-1	0-0-0	0-0-0		AWAY	0-1-0		1-0-0		4-2-1		
0-0-0	0-0-0	0-0-0		NEUTRAL	0-0-0		0-0-0		0-0-0		
<hr/>											
8-3-0	0-0-0	0-0-0		NON-CONFERENCE	0-1-0		2-0-0		6-2-0		
5-0-0	0-0-0	0-0-0		HOME	0-0-0		1-0-0		4-0-0		
3-3-0	0-0-0	0-0-		AWAY	0-1-0		1-0-0		2-2-0		
0-0-0	0-0-0	0-0-0		NEUTRAL	0-0-0		0-0-0		0-0-0		
<hr/>											
6-0-1	0-0-0	0-0-0		CONFERENCE	0-0-0		0-0-0		6-0-1		
4-0-0	0-0-0	0-0-0		HOME	0-0-0		0-0-0		4-0-0		
2-0-1	0-0-0	0-0-0		AWAY	0-0-0		0-0-0		2-0-1		
0-0-0	0-0-0	0-0-0		NEUTRAL	0-0-0		0-0-0		0-0-0		
<hr/>											
RPI S	Opponent	Score	RPI S	Opponent	Score	RPI S	Opponent	Score	RPI S	Opponent	Score
						95 A	Creighton	0 1			
						140 H Hawaii 1 0					
						146 A Minnesota 1 0					
						167 A Oral Roberts 1 0					
						175 H Eastern Wash. 1 0					
						177 A Drake 0 1					
						186 A Kansas St. 0 2					
						208 H Utah St. 1 0					
						217 A Omaha 2 0					
						223 H North Dakota 3 0					
						224 A South Dakota 1 1					
						225 H Western Ill. 1 0					
						226 H North Dakota St. 1 0					
						264 A UNI 2 0					
						273 A Northern Ill. 3 0					
						279 H New Mexico St. 4 0					
						320 H Idaho St. 2 0					
						321 H Purdue Fort Wayne 3 0					

Non-Div. I Games:

South Dakota St.

Average RPI Win:		219	WON-LOST RECORD		WINNING PCT. RANK	LAST 10 GAMES		STRENGTH OF SCHEDULE		OPP. STRENGTH OF SCHEDULE	TEAM RPI	ADJ RPI	CONF. RPI	ADJ CONF. RPI				
Average RPI Loss:		57	7-4-5		.59375	110	6-2-2	169		114	129	.52364	130	17	17			
DIV. I ONLY			4-3-3		.55	155	3-1-0	171		57	132	.52165	132	14	14			
DIV. I NON-CONF.																		
TOTALS		RPI 1-25		RPI 26-50		W-L RECORDS		RPI 51-100		RPI 101-150		RPI 150+						
7-4-5		0-2-0		0-1-0		OVERALL		0-0-0		1-0-3		6-1-2						
2-2-4		0-1-0		0-1-0		HOME		0-0-0		0-0-2		2-0-2						
5-2-1		0-1-0		0-0-0		AWAY		0-0-0		1-0-1		4-1-0						
0-0-0		0-0-0		0-0-0		NEUTRAL		0-0-0		0-0-0		0-0-0						
4-3-3		0-2-0		0-1-0		NON-CONFERENCE		0-0-0		0-0-2		4-0-1						
1-2-3		0-1-0		0-1-0		HOME		0-0-0		0-0-2		1-0-1						
3-1-0		0-1-0		0-0-		AWAY		0-0-0		0-0-0		3-0-0						
0-0-0		0-0-0		0-0-0		NEUTRAL		0-0-0		0-0-0		0-0-0						
3-1-2		0-0-0		0-0-0		CONFERENCE		0-0-0		1-0-1		2-1-1						
1-0-1		0-0-0		0-0-0		HOME		0-0-0		0-0-0		1-0-1						
2-1-1		0-0-0		0-0-0		AWAY		0-0-0		1-0-1		1-1-0						
0-0-0		0-0-0		0-0-0		NEUTRAL		0-0-0		0-0-0		0-0-0						
RPI	S	Opponent		Score		RPI	S	Opponent		Score		RPI	S	Opponent		Score		
1	H	Stanford		0	1	32	H	California		0	2			138	A	Cal St. Fullerton	1	1
24	A	Santa Clara		0	2									140	A	Hawaii	4	1
														141	H	San Jose St.	0	0
														146	H	Minnesota	2	2
														153	H	Fresno St.	3	0
														170	A	CSUN	0	1
														213	A	LMU (CA)	4	2
														221	H	Cal Poly	2	2
														241	A	CSU Bakersfield	3	0
														244	H	Long Beach St.	1	0
														255	A	UC Davis	2	1
														269	H	Grand Canyon	1	1
														286	A	Idaho	3	0
						LAST 10 GAMES												
						140	A	Hawaii		4	1	244	H	Long Beach St.		1	0	
						138	A	Cal St. Fullerton		1	1	241	A	CSU Bakersfield		3	0	
						221	H	Cal Poly		2	2	24	A	Santa Clara		0	2	
						170	A	CSUN		0	1	213	A	LMU (CA)		4	2	
						255	A	UC Davis		2	1	153	H	Fresno St.		3	0	

Non-Div. I Games:

UC Santa Barbara

Average RPI Win:		160	WON-LOST RECORD		WINNING PCT. RANK		LAST 10 GAMES		STRENGTH OF SCHEDULE		OPP. STRENGTH OF SCHEDULE		TEAM RPI		ADJ RPI		CONF. RPI		ADJ CONF. RPI										
Average RPI Loss:		88																											
DIV. I ONLY			7-8-2		.47059 182		5-3-2		85		94		132		.52259 131		9		9										
DIV. I NON-CONF.			2-5-2		.33333 246		0-0-2		145		63		200		.47478 201		9		9										
TOTALS		RPI 1-25		RPI 26-50		W-L RECORDS		RPI 51-100		RPI 101-150		RPI 150+																	
7-8-2		0-2-0		0-2-0		OVERALL		1-1-1		3-2-0		3-1-1																	
2-4-2		0-1-0		0-1-0		HOME		0-0-1		1-2-0		1-0-1																	
4-4-0		0-1-0		0-1-0		AWAY		1-1-0		2-0-0		1-1-0																	
1-0-0		0-0-0		0-0-0		NEUTRAL		0-0-0		0-0-0		1-0-0																	
2-5-2		0-1-0		0-1-0		NON-CONFERENCE		0-1-1		1-2-0		1-0-1																	
0-2-2		0-0-0		0-0-0		HOME		0-0-1		0-2-0		0-0-1																	
1-3-0		0-1-0		0-0-		AWAY		0-1-0		1-0-0		0-0-0																	
1-0-0		0-0-0		0-0-0		NEUTRAL		0-0-0		0-0-0		1-0-0																	
5-3-0		0-1-0		0-1-0		CONFERENCE		1-0-0		2-0-0		2-1-0																	
2-2-0		0-1-0		0-1-0		HOME		0-0-0		1-0-0		1-0-0																	
3-1-0		0-0-0		0-0-0		AWAY		1-0-0		1-0-0		1-1-0																	
0-0-0		0-0-0		0-0-0		NEUTRAL		0-0-0		0-0-0		0-0-0																	
RPI	S	Opponent		Score		RPI	S	Opponent		Score		RPI	S	Opponent		Score													
9	A	Virginia Tech		0	2	27	H	South Fla.		0	1	53	H	Xavier		0	0	108	H	UCF	1	0							
25	H	Memphis		0	3	48	A	Tennessee		1	3	69	A	SMU		1	0	126	A	UConn	1	0							
																		87	A	Missouri		1	2	136	A	Lipscomb		3	2
																								139	H	Northwestern		0	2
																								149	H	Western Mich.		0	1
																								222	A	Houston		0	3
																								227	A	Temple		2	0
																								228	H	Tulsa		4	2
																								229	N	St. John's (NY)		2	0
																								260	H	Austin Peay		0	0

Non-Div. I Games:

Cincinnati

Average RPI Win:	176	WON-LOST RECORD	WINNING PCT. RANK	LAST 10 GAMES	STRENGTH OF SCHEDULE	OPP. STRENGTH OF SCHEDULE	TEAM RPI	ADJ RPI	CONF. RPI	ADJ CONF. RPI	
Average RPI Loss:	160										
DIV. I ONLY	10-6-1	.61765	97	5-5-0	168	168	127	.52187	132	12	12
DIV. I NON-CONF.	5-1-1	.78571	43	0	218	253	97	.54587	97	12	12
<hr/>											
TOTALS	RPI 1-25	RPI 26-50		W-L RECORDS		RPI 51-100		RPI 101-150		RPI 150+	
10-6-1	0-0-0	0-0-0		OVERALL		0-3-0		2-1-0		8-2-1	
6-4-0	0-0-0	0-0-0		HOME		0-2-0		1-1-0		5-1-0	
4-2-1	0-0-0	0-0-0		AWAY		0-1-0		1-0-0		3-1-1	
0-0-0	0-0-0	0-0-0		NEUTRAL		0-0-0		0-0-0		0-0-0	
<hr/>											
5-1-1	0-0-0	0-0-0		NON-CONFERENCE		0-0-0		1-0-0		4-1-1	
4-1-0	0-0-0	0-0-0		HOME		0-0-0		0-0-0		4-1-0	
1-0-1	0-0-0	0-0-		AWAY		0-0-0		1-0-0		0-0-1	
0-0-0	0-0-0	0-0-0		NEUTRAL		0-0-0		0-0-0		0-0-0	
<hr/>											
5-5-0	0-0-0	0-0-0		CONFERENCE		0-3-0		1-1-0		4-1-0	
2-3-0	0-0-0	0-0-0		HOME		0-2-0		1-1-0		1-0-0	
3-2-0	0-0-0	0-0-0		AWAY		0-1-0		0-0-0		3-1-0	
0-0-0	0-0-0	0-0-0		NEUTRAL		0-0-0		0-0-0		0-0-0	
<hr/>											
RPI S	Opponent	Score	RPI S	Opponent	Score	RPI S	Opponent	Score	RPI S	Opponent	Score
						82 A Boise St.	2	3	115 H New Mexico	3	0
						90 H Colorado St.	0	1	122 A North Florida	3	2
						99 H San Diego St.	4	5	141 H San Jose St.	1	2
									153 A Fresno St.	1	0
									156 H Seattle U	3	2
									160 H A&M-Corpus Christi	3	0
									181 A UNLV	2	1
									182 H Army West Point	3	0
									208 A Utah St.	1	0
									212 H Wyoming	3	2
									266 A Nevada	1	2
									275 H Siena	2	0
									280 H Saint Francis (PA)	2	3
									318 A Jacksonville	0	0
						<hr/>					
			LAST 10 GAMES								
			82 A Boise St.	2	3	181 A UNLV	2	1			
			208 A Utah St.	1	0	90 H Colorado St.	0	1			
			115 H New Mexico	3	0	212 H Wyoming	3	2			
			99 H San Diego St.	4	5	141 H San Jose St.	1	2			
			266 A Nevada	1	2	153 A Fresno St.	1	0			

Non-Div. I Games:

Air Force

Average RPI Win: 208		WON-LOST	WINNING	LAST 10	STRENGTH OF		OPP. STRENGTH	TEAM	ADJ	CONF.	ADJ CONF.
Average RPI Loss: 42		RECORD	PCT. RANK	GAMES	SCHEDULE		OF SCHEDULE	RPI	RPI	RPI	RPI
DIV. I ONLY		6-8-3	.44118	206	1-6-3		87	54	133	.52107	133
DIV. I NON-CONF.		6-2-1	.72222	63	1-0-1		208	174	101	.54194	102
TOTALS		RPI 1-25	RPI 26-50		W-L RECORDS		RPI 51-100		RPI 101-150		RPI 150+
6-8-3		0-3-0	0-2-1		OVERALL		0-2-1		1-1-0		5-0-1
3-5-2		0-2-0	0-1-0		HOME		0-2-1		0-0-0		3-0-1
2-3-1		0-1-0	0-1-1		AWAY		0-0-0		1-1-0		1-0-0
1-0-0		0-0-0	0-0-0		NEUTRAL		0-0-0		0-0-0		1-0-0
6-2-1		0-0-0	0-0-0		NON-CONFERENCE		0-1-0		1-1-0		5-0-1
3-1-1		0-0-0	0-0-0		HOME		0-1-0		0-0-0		3-0-1
2-1-0		0-0-0	0-0-		AWAY		0-0-0		1-1-0		1-0-0
1-0-0		0-0-0	0-0-0		NEUTRAL		0-0-0		0-0-0		1-0-0
0-6-2		0-3-0	0-2-1		CONFERENCE		0-1-1		0-0-0		0-0-0
0-4-1		0-2-0	0-1-0		HOME		0-1-1		0-0-0		0-0-0
0-2-1		0-1-0	0-1-1		AWAY		0-0-0		0-0-0		0-0-0
0-0-0		0-0-0	0-0-0		NEUTRAL		0-0-0		0-0-0		0-0-0
RPI S	Opponent	Score	RPI S	Opponent	Score	RPI S	Opponent	Score	RPI S	Opponent	Score
5 H	Southern California	1 2	26 A	Washington St.	0 0	55 H	Utah	2 2	108 A	UCF	1 4
10 A	Washington	0 1	36 A	Colorado	1 2	59 H	Oregon	0 1	138 A	Cal St. Fullerton	4 1
11 H	UCLA	1 4	43 H	Oregon St.	1 3	67 H	Oklahoma	1 2	158 A	LSU	1 0
									170 H	CSUN	1 1
									192 N	UC Irvine	3 1
									215 H	Tennessee Tech	7 1
									258 H	Central Ark.	7 1
									285 H	Weber St.	1 0
LAST 10 GAMES											
59 H	Oregon	0 1	11 H	UCLA	1 4						
43 H	Oregon St.	1 3	5 H	Southern California	1 2						
36 A	Colorado	1 2	55 H	Utah	2 2						
26 A	Washington St.	0 0	170 H	CSUN	1 1						
10 A	Washington	0 1	158 A	LSU	1 0						

Non-Div. I Games:

Arizona St.

Average RPI Win: 128		WON-LOST RECORD		WINNING PCT. RANK		LAST 10 GAMES		STRENGTH OF SCHEDULE		OPP. STRENGTH OF SCHEDULE		TEAM RPI		ADJ RPI		CONF. RPI		ADJ CONF. RPI	
DIV. I ONLY		4-10-4		.33333 260		3-5-2		42		19		135		.52081 134		6		6	
DIV. I NON-CONF.		1-4-2		.28571 264		0		60		12		151		.50758 151		5		5	
TOTALS		RPI 1-25		RPI 26-50		W-L RECORDS		RPI 51-100		RPI 101-150		RPI 150+							
4-10-4		0-3-1		0-4-0		OVERALL		2-2-2		1-1-1		1-0-0							
2-4-3		0-0-1		0-2-0		HOME		1-1-2		1-1-0		0-0-0							
2-6-1		0-3-0		0-2-0		AWAY		1-1-0		0-0-1		1-0-0							
0-0-0		0-0-0		0-0-0		NEUTRAL		0-0-0		0-0-0		0-0-0							
1-4-2		0-2-0		0-1-0		NON-CONFERENCE		0-1-2		0-0-0		1-0-0							
0-2-2		0-0-0		0-1-0		HOME		0-1-2		0-0-0		0-0-0							
1-2-0		0-2-0		0-0-		AWAY		0-0-0		0-0-0		1-0-0							
0-0-0		0-0-0		0-0-0		NEUTRAL		0-0-0		0-0-0		0-0-0							
3-6-2		0-1-1		0-3-0		CONFERENCE		2-1-0		1-1-1		0-0-0							
2-2-1		0-0-1		0-1-0		HOME		1-0-0		1-1-0		0-0-0							
1-4-1		0-1-0		0-2-0		AWAY		1-1-0		0-0-1		0-0-0							
0-0-0		0-0-0		0-0-0		NEUTRAL		0-0-0		0-0-0		0-0-0							
RPI	S	Opponent		Score		RPI	S	Opponent		Score		RPI	S	Opponent		Score			
5	A	Southern California		0	2	29	H	Clemson		0	2	54	H	Baylor		1	1		
8	A	Wisconsin		0	2	30	A	Michigan		1	4	67	H	Oklahoma		0	0		
13	H	Rutgers		1	1	38	A	Iowa		0	1	73	H	Illinois		1	0		
19	A	Kansas		0	4	40	H	Penn St.		0	1	84	H	Gonzaga		1	2		
												85	A	Purdue		0	1		
												93	A	Indiana		2	0		

Non-Div. I Games:

Nebraska

Average RPI Win:	221	WON-LOST RECORD	WINNING PCT. RANK	LAST 10 GAMES	STRENGTH OF SCHEDULE	OPP. STRENGTH OF SCHEDULE	TEAM RPI	ADJ RPI	CONF. RPI	ADJ CONF. RPI	
Average RPI Loss:	117										
DIV. I ONLY	8-8-2	.5	168	5-4-1	86	178	134	.52079	135	15	15
DIV. I NON-CONF.	3-4-1	.4375	197	0	55	133	115	.53047	116	19	19
<hr/>											
TOTALS	RPI 1-25	RPI 26-50		W-L RECORDS	RPI 51-100		RPI 101-150		RPI 150+		
8-8-2	0-0-0	0-1-0		OVERALL	0-3-1		1-2-1		7-2-0		
6-2-1	0-0-0	0-0-0		HOME	0-1-0		1-1-1		5-0-0		
2-6-1	0-0-0	0-1-0		AWAY	0-2-1		0-1-0		2-2-0		
0-0-0	0-0-0	0-0-0		NEUTRAL	0-0-0		0-0-0		0-0-0		
<hr/>											
3-4-1	0-0-0	0-1-0		NON-CONFERENCE	0-2-1		1-1-0		2-0-0		
2-2-0	0-0-0	0-0-0		HOME	0-1-0		1-1-0		1-0-0		
1-2-1	0-0-0	0-0-		AWAY	0-1-1		0-0-0		1-0-0		
0-0-0	0-0-0	0-0-0		NEUTRAL	0-0-0		0-0-0		0-0-0		
<hr/>											
5-4-1	0-0-0	0-0-0		CONFERENCE	0-1-0		0-1-1		5-2-0		
4-0-1	0-0-0	0-0-0		HOME	0-0-0		0-0-1		4-0-0		
1-4-0	0-0-0	0-0-0		AWAY	0-1-0		0-1-0		1-2-0		
0-0-0	0-0-0	0-0-0		NEUTRAL	0-0-0		0-0-0		0-0-0		
<hr/>											
RPI S	Opponent	Score	RPI S	Opponent	Score	RPI S	Opponent	Score	RPI S	Opponent	Score
			42 A	Vanderbilt	0 7	65 H	Georgia	0 2	111 H	Kennesaw St.	1 4
						72 A	Mercer	0 2	118 H	Arkansas St.	0 0
						88 A	South Alabama	0 3	128 A	Troy	0 3
						97 A	UAB	0 0	144 H	Chattanooga	2 1
									166 H	Texas St.	1 0
									168 A	Coastal Caro.	0 2
									187 A	Davidson	2 1
									216 H	Little Rock	1 0
									218 H	Louisiana	2 0
									253 H	Appalachian St.	2 1
									259 A	Ga. Southern	0 2
									284 H	Alabama A&M	5 0
									303 A	La.-Monroe	2 0
<hr/>											
LAST 10 GAMES											
			253 H	Appalachian St.	2 1	168 A	Coastal Caro.	0 2			
			303 A	La.-Monroe	2 0	118 H	Arkansas St.	0 0			
			166 H	Texas St.	1 0	88 A	South Alabama	0 3			
			218 H	Louisiana	2 0	128 A	Troy	0 3			
			259 A	Ga. Southern	0 2	216 H	Little Rock	1 0			

Non-Div. I Games:

Georgia St.

Average RPI Win:	241	WON-LOST	WINNING	LAST 10	STRENGTH OF	OPP. STRENGTH	TEAM	ADJ	CONF.	ADJ CONF.			
Average RPI Loss:	113	RECORD	PCT. RANK	GAMES	SCHEDULE	OF SCHEDULE	RPI	RPI	RPI	RPI			
DIV. I ONLY	12-5-1	.69444	57	7-2-1	269	150	136	.51941	136	16	16		
DIV. I NON-CONF.	6-4-0	.6	120	1-1-0	273	143	176	.48731	176	15	15		
<hr/>													
TOTALS	RPI 1-25	RPI 26-50		W-L RECORDS		RPI 51-100		RPI 101-150		RPI 150+			
12-5-1	0-0-0	0-0-0		OVERALL		0-2-1		2-3-0		10-0-0			
4-3-1	0-0-0	0-0-0		HOME		0-1-1		1-2-0		3-0-0			
6-2-0	0-0-0	0-0-0		AWAY		0-1-0		1-1-0		5-0-0			
2-0-0	0-0-0	0-0-0		NEUTRAL		0-0-0		0-0-0		2-0-0			
<hr/>													
6-4-0	0-0-0	0-0-0		NON-CONFERENCE		0-1-0		0-3-0		6-0-0			
1-3-0	0-0-0	0-0-0		HOME		0-1-0		0-2-0		1-0-0			
3-1-0	0-0-0	0-0-		AWAY		0-0-0		0-1-0		3-0-0			
2-0-0	0-0-0	0-0-0		NEUTRAL		0-0-0		0-0-0		2-0-0			
<hr/>													
6-1-1	0-0-0	0-0-0		CONFERENCE		0-1-1		2-0-0		4-0-0			
3-0-1	0-0-0	0-0-0		HOME		0-0-1		1-0-0		2-0-0			
3-1-0	0-0-0	0-0-0		AWAY		0-1-0		1-0-0		2-0-0			
0-0-0	0-0-0	0-0-0		NEUTRAL		0-0-0		0-0-0		0-0-0			
<hr/>													
RPI	S	Opponent	Score	RPI	S	Opponent	Score	RPI	S	Opponent	Score		
				53 H Xavier				1	2	111 H Kennesaw St.		2	1
				77 H FGCU				1	1	122 A North Florida		1	0
				96 A Liberty				0	2	131 H Cincinnati		2	3
										142 H Northern Ky.		0	4
										144 A Chattanooga		0	1
										206 N Marshall		2	0
										215 A Tennessee Tech		2	0
										231 N Colgate		3	1
										232 H NJIT		4	0
										261 H Belmont		2	1
				278 A North Ala.				6	0	294 A Southern Ill.		6	0
										304 H Stetson		2	0
										316 A Jacksonville St.		3	0
										318 A Jacksonville		2	1
<hr/>													
				LAST 10 GAMES									
278 A North Ala.				6	0	96 A Liberty				0	2		
304 H Stetson				2	0	77 H FGCU				1	1		
232 H NJIT				4	0	111 H Kennesaw St.				2	1		
122 A North Florida				1	0	53 H Xavier				1	2		
318 A Jacksonville				2	1	294 A Southern Ill.				6	0		

Non-Div. I Games:

Lipscomb

Average RPI Win:	222	WON-LOST	WINNING	LAST 10	STRENGTH OF	OPP. STRENGTH	TEAM	ADJ	CONF.	ADJ CONF.				
Average RPI Loss:	132	RECORD	PCT. RANK	GAMES	SCHEDULE	OF SCHEDULE	RPI	RPI	RPI	RPI				
DIV. I ONLY	12-5-0	.70588	52	8-2-0	288	137	141	.5193	137	24	24			
DIV. I NON-CONF.	6-4-0	.6	120	2-1-0	275	88	169	.49408	169	22	22			
<hr/>														
TOTALS	RPI 1-25	RPI 26-50		W-L RECORDS		RPI 51-100		RPI 101-150		RPI 150+				
12-5-0	0-1-0	0-1-0		OVERALL		1-0-0		1-0-0		10-3-0				
7-2-0	0-1-0	0-0-0		HOME		0-0-0		1-0-0		6-1-0				
5-3-0	0-0-0	0-1-0		AWAY		1-0-0		0-0-0		4-2-0				
0-0-0	0-0-0	0-0-0		NEUTRAL		0-0-0		0-0-0		0-0-0				
6-4-0	0-1-0	0-1-0		NON-CONFERENCE		1-0-0		1-0-0		4-2-0				
4-1-0	0-1-0	0-0-0		HOME		0-0-0		1-0-0		3-0-0				
2-3-0	0-0-0	0-0-		AWAY		1-0-0		0-0-0		1-2-0				
0-0-0	0-0-0	0-0-0		NEUTRAL		0-0-0		0-0-0		0-0-0				
6-1-0	0-0-0	0-0-0		CONFERENCE		0-0-0		0-0-0		6-1-0				
3-1-0	0-0-0	0-0-0		HOME		0-0-0		0-0-0		3-1-0				
3-0-0	0-0-0	0-0-0		AWAY		0-0-0		0-0-0		3-0-0				
0-0-0	0-0-0	0-0-0		NEUTRAL		0-0-0		0-0-0		0-0-0				
RPI S	Opponent	Score	RPI S	Opponent	Score	RPI S	Opponent	Score	RPI S	Opponent	Score			
22 H	Hofstra	1 2	33 A	West Virginia	1 6	80 A	Delaware	2 1	109 H	Northeastern	2 1			
									154 H	Albany (NY)	3 1			
									179 A	Saint Joseph's	0 1			
									185 H	New Hampshire	2 0			
									200 H	Fordham	1 0			
									202 A	Binghamton	2 0			
									205 H	UMass Lowell	1 2			
									220 A	Boston U.	0 2			
									229 H	St. John's (NY)	1 0			
									265 A	Vermont	2 0			
									271 A	Maine	2 0			
									311 H	Manhattan	2 1			
									323 H	UMBC	4 0			
									335 A	Delaware St.	5 0			
<hr/>														
			LAST 10 GAMES											
			185 H New Hampshire			2 0			323 H UMBC			4 0		
			265 A Vermont			2 0			335 A Delaware St.			5 0		
			154 H Albany (NY)			3 1			220 A Boston U.			0 2		
			205 H UMass Lowell			1 2			271 A Maine			2 0		
			202 A Binghamton			2 0			200 H Fordham			1 0		

Non-Div. I Games:

Stony Brook

[illegible]

Non-Div. I Games:

Cal St. Fullerton

Average RPI Win:	126	WON-LOST RECORD	WINNING PCT. RANK	LAST 10 GAMES	STRENGTH OF SCHEDULE	OPP. STRENGTH OF SCHEDULE	TEAM RPI	ADJ RPI	CONF. RPI	ADJ CONF. RPI	
DIV. I ONLY		5-10-3	.36111 246	3-5-2	60	32	138	.51801 139	6	6	
DIV. I NON-CONF.		2-4-1	.35714 233	0	64	19	134	.51945 135	5	5	
<hr/>											
TOTALS	RPI 1-25	RPI 26-50		W-L RECORDS	RPI 51-100		RPI 101-150		RPI 150+		
5-10-3	0-3-0	1-4-0		OVERALL	0-2-1		2-1-1		2-0-1		
2-5-2	0-2-0	0-1-0		HOME	0-1-1		0-1-1		2-0-0		
3-5-1	0-1-0	1-3-0		AWAY	0-1-0		2-0-0		0-0-1		
0-0-0	0-0-0	0-0-0		NEUTRAL	0-0-0		0-0-0		0-0-0		
<hr/>											
2-4-1	0-1-0	0-2-0		NON-CONFERENCE	0-1-0		1-0-1		1-0-0		
1-2-1	0-1-0	0-0-0		HOME	0-1-0		0-0-1		1-0-0		
1-2-0	0-0-0	0-0-		AWAY	0-0-0		1-0-0		0-0-0		
0-0-0	0-0-0	0-0-0		NEUTRAL	0-0-0		0-0-0		0-0-0		
<hr/>											
3-6-2	0-2-0	1-2-0		CONFERENCE	0-1-1		1-1-0		1-0-1		
1-3-1	0-1-0	0-1-0		HOME	0-0-1		0-1-0		1-0-0		
2-3-1	0-1-0	1-1-0		AWAY	0-1-0		1-0-0		0-0-1		
0-0-0	0-0-0	0-0-0		NEUTRAL	0-0-0		0-0-0		0-0-0		
<hr/>											
RPI S	Opponent	Score	RPI S	Opponent	Score	RPI S	Opponent	Score	RPI S	Opponent	Score
8 H	Wisconsin	1 3	30 H	Michigan	1 2	69 H	SMU	0 1	131 A	Cincinnati	2 0
13 A	Rutgers	0 2	37 A	Notre Dame	0 4	73 A	Illinois	1 3	134 A	Nebraska	1 0
19 H	Kansas	0 1	38 A	Iowa	2 1	85 H	Purdue	0 0	146 H	Minnesota	0 1
			40 A	Penn St.	1 3				150 H	Central Mich.	1 1
			41 A	Harvard	0 2				162 H	Michigan St.	2 1
									163 A	Ohio St.	1 1
									164 H	William & Mary	2 1
<hr/>											
LAST 10 GAMES											
8 H Wisconsin					1 3	162 H Michigan St.					2 1
146 H Minnesota					0 1	13 A Rutgers					0 2
40 A Penn St.					1 3	85 H Purdue					0 0
163 A Ohio St.					1 1	38 A Iowa					2 1
30 H Michigan					1 2	134 A Nebraska					1 0

Non-Div. I Games:

Northwestern

Average RPI Win: 223		WON-LOST RECORD	WINNING PCT. RANK	LAST 10 GAMES	STRENGTH OF SCHEDULE	OPP. STRENGTH OF SCHEDULE	TEAM RPI	ADJ RPI	CONF. RPI	ADJ CONF. RPI	
Average RPI Loss: 83											
DIV. I ONLY		5-7-3	.43333 218	3-5-2	67	159	139	.518 140	17	17	
DIV. I NON-CONF.		2-6-1	.27778 272	0-4-0	23	147	146	.51204 145	14	14	
<hr/>											
TOTALS		RPI 1-25	RPI 26-50		W-L RECORDS		RPI 51-100		RPI 101-150		RPI 150+
5-7-3		0-2-0	0-1-0		OVERALL		0-1-0		0-2-1		5-1-2
3-5-2		0-2-0	0-1-0		HOME		0-1-0		0-1-0		3-0-2
2-2-1		0-0-0	0-0-0		AWAY		0-0-0		0-1-1		2-1-0
0-0-0		0-0-0	0-0-0		NEUTRAL		0-0-0		0-0-0		0-0-0
2-6-1		0-2-0	0-1-0		NON-CONFERENCE		0-1-0		0-1-0		2-1-1
1-4-1		0-2-0	0-1-0		HOME		0-1-0		0-0-0		1-0-1
1-2-0		0-0-0	0-0-		AWAY		0-0-0		0-1-0		1-1-0
0-0-0		0-0-0	0-0-0		NEUTRAL		0-0-0		0-0-0		0-0-0
3-1-2		0-0-0	0-0-0		CONFERENCE		0-0-0		0-1-1		3-0-1
2-1-1		0-0-0	0-0-0		HOME		0-0-0		0-1-0		2-0-1
1-0-1		0-0-0	0-0-0		AWAY		0-0-0		0-0-1		1-0-0
0-0-0		0-0-0	0-0-0		NEUTRAL		0-0-0		0-0-0		0-0-0
RPI S	Opponent	Score	RPI S	Opponent	Score	RPI S	Opponent	Score	RPI S	Opponent	Score
5 H	Southern California	0 3	26 H	Washington St.	0 1	58 H	San Francisco	2 3	129 A	South Dakota St.	0 1
11 H	UCLA	0 4							130 H	UC Santa Barbara	1 4
									138 A	Cal St. Fullerton	1 1
									159 H	Sacramento St.	0 0
									170 H	CSUN	2 1
									192 H	UC Irvine	3 0
									221 H	Cal Poly	1 1
									223 A	North Dakota	1 2
									226 A	North Dakota St.	1 0
									262 A	UC Riverside	2 0
									266 H	Nevada	1 0
<hr/>											
LAST 10 GAMES											
130 H UC Santa Barbara 1 4						170 H CSUN 2 1					
221 H Cal Poly 1 1						11 H UCLA 0 4					
138 A Cal St. Fullerton 1 1						26 H Washington St. 0 1					
262 A UC Riverside 2 0						129 A South Dakota St. 0 1					
192 H UC Irvine 3 0						223 A North Dakota 1 2					

Non-Div. I Games:

Hawaii

Average RPI Win:		176	WON-LOST RECORD		WINNING PCT. RANK		LAST 10 GAMES		STRENGTH OF SCHEDULE		OPP. STRENGTH OF SCHEDULE		TEAM RPI		ADJ RPI		CONF. RPI		ADJ CONF. RPI	
DIV. I ONLY			6-8-4		.44444 200		4-4-2		81		102		140		.51754 141		12		12	
DIV. I NON-CONF.			2-4-2		.375 218		0		54		54		129		.52281 129		12		12	
TOTALS		RPI 1-25		RPI 26-50		W-L RECORDS		RPI 51-100		RPI 101-150		RPI 150+								
6-8-4		0-1-0		0-2-0		OVERALL		0-3-0		3-0-1		3-2-3								
3-3-2		0-0-0		0-2-0		HOME		0-1-0		1-0-0		2-0-2								
3-5-2		0-1-0		0-0-0		AWAY		0-2-0		2-0-1		1-2-1								
0-0-0		0-0-0		0-0-0		NEUTRAL		0-0-0		0-0-0		0-0-0								
2-4-2		0-1-0		0-2-0		NON-CONFERENCE		0-0-0		1-0-1		1-1-1								
1-2-1		0-0-0		0-2-0		HOME		0-0-0		1-0-0		0-0-1								
1-2-1		0-1-0		0-0-		AWAY		0-0-0		0-0-1		1-1-0								
0-0-0		0-0-0		0-0-0		NEUTRAL		0-0-0		0-0-0		0-0-0								
4-4-2		0-0-0		0-0-0		CONFERENCE		0-3-0		2-0-0		2-1-2								
2-1-1		0-0-0		0-0-0		HOME		0-1-0		0-0-0		2-0-1								
2-3-1		0-0-0		0-0-0		AWAY		0-2-0		2-0-0		0-1-1								
0-0-0		0-0-0		0-0-0		NEUTRAL		0-0-0		0-0-0		0-0-0								
RPI	S	Opponent		Score		RPI	S	Opponent		Score		RPI	S	Opponent		Score				
1	A	Stanford		0 7		28	H	Arizona		0 1		82	H	Boise St.		0 1				
						44	H	Portland		1 2		90	A	Colorado St.		1 2				
												99	A	San Diego St.		0 3				
</																				

Non-Div. I Games:

San Jose St.

Average RPI Win: 219		WON-LOST	WINNING	LAST 10	STRENGTH OF		OPP. STRENGTH	TEAM	ADJ		CONF.	ADJ CONF.	
Average RPI Loss: 139		RECORD	PCT. RANK	GAMES	SCHEDULE		OF SCHEDULE	RPI	RPI		RPI	RPI	
DIV. I ONLY		7-8-0	.46667	197	5-5-0		68	280	142	.51618	142	22	22
DIV. I NON-CONF.		3-4-0	.42857	205	1-1-0		68	212	142	.51701	142	27	27
TOTALS		RPI 1-25	RPI 26-50		W-L RECORDS		RPI 51-100		RPI 101-150		RPI 150+		
7-8-0		0-0-0	0-0-0		OVERALL		0-3-0		2-1-0		5-4-0		
2-5-0		0-0-0	0-0-0		HOME		0-1-0		1-1-0		1-3-0		
5-3-0		0-0-0	0-0-0		AWAY		0-2-0		1-0-0		4-1-0		
0-0-0		0-0-0	0-0-0		NEUTRAL		0-0-0		0-0-0		0-0-0		
3-4-0		0-0-0	0-0-0		NON-CONFERENCE		0-2-0		2-0-0		1-2-0		
1-2-0		0-0-0	0-0-0		HOME		0-1-0		1-0-0		0-1-0		
2-2-0		0-0-0	0-0-		AWAY		0-1-0		1-0-0		1-1-0		
0-0-0		0-0-0	0-0-0		NEUTRAL		0-0-0		0-0-0		0-0-0		
4-4-0		0-0-0	0-0-0		CONFERENCE		0-1-0		0-1-0		4-2-0		
1-3-0		0-0-0	0-0-0		HOME		0-0-0		0-1-0		1-2-0		
3-1-0		0-0-0	0-0-0		AWAY		0-1-0		0-0-0		3-0-0		
0-0-0		0-0-0	0-0-0		NEUTRAL		0-0-0		0-0-0		0-0-0		
RPI S	Opponent	Score	RPI S	Opponent	Score	RPI S	Opponent	Score	RPI S	Opponent	Score		
						52 A Milwaukee	0	3	121 H Murray St.	3	1		
						53 A Xavier	0	4	136 A Lipscomb	4	0		
						66 H Butler	1	2	147 H UIC	0	1		
									161 A IUPUI	2	0		
									169 A Kentucky	0	1		
									184 H Wright St.	1	3		
									193 H Ohio	0	1		
									237 A Oakland	2	0		
									245 H Cleveland St.	0	3		
									270 A Eastern Ky.	3	1		
									293 H Green Bay	5	1		
									317 A Youngstown St.	1	0		
LAST 10 GAMES													
						293 H Green Bay	5	1	184 H Wright St.	1	3		
						237 A Oakland	2	0	147 H UIC	0	1		
						52 A Milwaukee	0	3	161 A IUPUI	2	0		
						245 H Cleveland St.	0	3	53 A Xavier	0	4		
						317 A Youngstown St.	1	0	270 A Eastern Ky.	3	1		

Non-Div. I Games:

Northern Ky.

Average RPI Win: 148		WON-LOST	WINNING	LAST 10	STRENGTH OF		OPP. STRENGTH	TEAM	ADJ		CONF.	ADJ CONF.			
Average RPI Loss: 91		RECORD	PCT. RANK	GAMES	SCHEDULE		OF SCHEDULE	RPI	RPI		RPI	RPI			
DIV. I ONLY		6-10-1	.38235	238	4-5-1		64	90	143	.51433	143	8	8		
DIV. I NON-CONF.		3-6-0	.33333	246	1-1-0		35	86	133	.52083	133	7	7		
TOTALS		RPI 1-25	RPI 26-50		W-L RECORDS		RPI 51-100		RPI 101-150		RPI 150+				
6-10-1	0-1-0	1-1-0		OVERALL		2-6-1		1-0-0		2-2-0					
3-4-1	0-0-0	1-0-0		HOME		2-2-1		0-0-0		0-2-0					
3-6-0	0-1-0	0-1-0		AWAY		0-4-0		1-0-0		2-0-0					
0-0-0	0-0-0	0-0-0		NEUTRAL		0-0-0		0-0-0		0-0-0					
3-6-0	0-1-0	1-0-0		NON-CONFERENCE		1-3-0		1-0-0		0-2-0					
2-2-0	0-0-0	1-0-0		HOME		1-0-0		0-0-0		0-2-0					
1-4-0	0-1-0	0-0-		AWAY		0-3-0		1-0-0		0-0-0					
0-0-0	0-0-0	0-0-0		NEUTRAL		0-0-0		0-0-0		0-0-0					
3-4-1	0-0-0	0-1-0		CONFERENCE		1-3-1		0-0-0		2-0-0					
1-2-1	0-0-0	0-0-0		HOME		1-2-1		0-0-0		0-0-0					
2-2-0	0-0-0	0-1-0		AWAY		0-1-0		0-0-0		2-0-0					
0-0-0	0-0-0	0-0-0		NEUTRAL		0-0-0		0-0-0		0-0-0					
RPI S	Opponent	Score		RPI S	Opponent	Score		RPI S	Opponent	Score		RPI S	Opponent	Score	
8 A	Wisconsin	0	1	30 H	Michigan	1	0	52 A	Milwaukee	0	1	146 A	Minnesota	1	0
				35 A	Georgetown	0	3	53 H	Xavier	1	2	208 H	Utah St.	1	5
								56 A	Ball St.	0	1	229 A	St. John's (NY)	3	2
								66 A	Butler	0	3	273 H	Northern Ill.	1	2
								68 H	Providence	1	2	309 A	Seton Hall	5	0
								83 H	Villanova	3	1				
								90 A	Colorado St.	0	2				
								90 H	Colorado St.	2	1				
								95 H	Creighton	1	1				
LAST 10 GAMES															
				66 A	Butler	0	3	95 H	Creighton	1	1				
				53 H	Xavier	1	2	68 H	Providence	1	2				
				83 H	Villanova	3	1	35 A	Georgetown	0	3				
				309 A	Seton Hall	5	0	90 H	Colorado St.	2	1				
				229 A	St. John's (NY)	3	2	273 H	Northern Ill.	1	2				

Non-Div. I Games:

Marquette

Average RPI Win:	245	WON-LOST	WINNING	LAST 10	STRENGTH OF	OPP. STRENGTH	TEAM	ADJ	CONF.	ADJ CONF.					
Average RPI Loss:	81	RECORD	PCT. RANK	GAMES	SCHEDULE	OF SCHEDULE	RPI	RPI	RPI	RPI					
DIV. I ONLY		8-6-3	.55882	139	5-4-1	148	181	144	.51372	144	14	14			
DIV. I NON-CONF.		4-2-2	.625	97	1-0-0	155	197	112	.53312	113	18	18			
<hr/>															
TOTALS	RPI 1-25	RPI 26-50		W-L RECORDS		RPI 51-100		RPI 101-150		RPI 150+					
8-6-3	0-0-0	0-1-1		OVERALL		0-4-0		2-1-0		6-0-2					
3-2-2	0-0-0	0-0-1		HOME		0-2-0		1-0-0		2-0-1					
5-4-1	0-0-0	0-1-0		AWAY		0-2-0		1-1-0		4-0-1					
0-0-0	0-0-0	0-0-0		NEUTRAL		0-0-0		0-0-0		0-0-0					
<hr/>															
4-2-2	0-0-0	0-1-1		NON-CONFERENCE		0-0-0		1-1-0		3-0-1					
1-0-2	0-0-0	0-0-1		HOME		0-0-0		1-0-0		0-0-1					
3-2-0	0-0-0	0-0-		AWAY		0-0-0		0-1-0		3-0-0					
0-0-0	0-0-0	0-0-0		NEUTRAL		0-0-0		0-0-0		0-0-0					
<hr/>															
4-4-1	0-0-0	0-0-0		CONFERENCE		0-4-0		1-0-0		3-0-1					
2-2-0	0-0-0	0-0-0		HOME		0-2-0		0-0-0		2-0-0					
2-2-1	0-0-0	0-0-0		AWAY		0-2-0		1-0-0		1-0-1					
0-0-0	0-0-0	0-0-0		NEUTRAL		0-0-0		0-0-0		0-0-0					
<hr/>															
RPI	S	Opponent	Score	RPI	S	Opponent	Score	RPI	S	Opponent	Score				
				34	H	Alabama	1 1	63	H	Furman	0 1	107	A	Western Caro.	2 0
				42	A	Vanderbilt	0 3	72	A	Mercer	1 2	135	A	Georgia St.	1 2
								86	A	Samford	0 1	136	H	Lipscomb	1 0
								89	H	UNC Greensboro	1 2	260	H	Austin Peay	1 1
												268	H	Wofford	3 0
												270	A	Eastern Ky.	1 0
												278	A	North Ala.	1 0
												284	A	Alabama A&M	4 1
												296	A	The Citadel	2 0
												301	A	ETSU	0 0
												322	H	VMI	1 0
				LAST 10 GAMES											
				86	A	Samford	0 1	301	A	ETSU	0 0				
				89	H	UNC Greensboro	1 2	107	A	Western Caro.	2 0				
				322	H	VMI	1 0	63	H	Furman	0 1				
				296	A	The Citadel	2 0	268	H	Wofford	3 0				
				72	A	Mercer	1 2	284	A	Alabama A&M	4 1				

Non-Div. I Games: Union (TN) 5 0

Chattanooga

Average RPI Win: 207		WON-LOST RECORD		WINNING PCT. RANK		LAST 10 GAMES		STRENGTH OF SCHEDULE		OPP. STRENGTH OF SCHEDULE		TEAM RPI		ADJ RPI		CONF. RPI		ADJ CONF. RPI	
DIV. I ONLY		7-9-1		.44118 206		4-5-1		84		143		145		.51042 145		10		10	
DIV. I NON-CONF.		3-4-0		.42857 205		0-1-0		156		200		187		.48333 186		11		11	
TOTALS		RPI 1-25		RPI 26-50		W-L RECORDS		RPI 51-100		RPI 101-150		RPI 150+							
7-9-1		0-1-0		0-0-0		OVERALL		0-5-1		2-1-0		5-2-0							
3-3-1		0-1-0		0-0-0		HOME		0-0-1		0-1-0		3-1-0							
4-5-0		0-0-0		0-0-0		AWAY		0-5-0		2-0-0		2-0-0							
0-1-0		0-0-0		0-0-0		NEUTRAL		0-0-0		0-0-0		0-1-0							
3-4-0		0-0-0		0-0-0		NON-CONFERENCE		0-2-0		1-0-0		2-2-0							
1-1-0		0-0-0		0-0-0		HOME		0-0-0		0-0-0		1-1-0							
2-2-0		0-0-0		0-0-		AWAY		0-2-0		1-0-0		1-0-0							
0-1-0		0-0-0		0-0-0		NEUTRAL		0-0-0		0-0-0		0-1-0							
4-5-1		0-1-0		0-0-0		CONFERENCE		0-3-1		1-1-0		3-0-0							
2-2-1		0-1-0		0-0-0		HOME		0-0-1		0-1-0		2-0-0							
2-3-0		0-0-0		0-0-0		AWAY		0-3-0		1-0-0		1-0-0							
0-0-0		0-0-0		0-0-0		NEUTRAL		0-0-0		0-0-0		0-0-0							
RPI	S	Opponent		Score		RPI	S	Opponent		Score		RPI	S	Opponent		Score			
23	H	Fla. Atlantic		1 3								64	A	North Texas		0 3			
												74	H	Rice		2 2			
												78	A	Charlotte		2 5			
												79	A	UNCW		1 5			
												86	A	Samford		0 3			
												94	A	Old Dominion		2 3			
												107	A	Western Caro.		4 1			
												112	H	Western Ky.		0 1			
												127	A	UTSA		4 3			
												172	H	UTEP		6 1			
												176	H	UT Martin		1 2			
												189	A	Southern Miss.		5 0			
												209	N	Col. of Charleston		1 2			
												260	H	Austin Peay		4 0			
												282	A	Evansville		5 1			
												315	H	FIU		3 1			
						LAST 10 GAMES													
						189	A	Southern Miss.		5 0		172	H	UTEP		6 1			
						23	H	Fla. Atlantic		1 3		64	A	North Texas		0 3			
						315	H	FIU		3 1		74	H	Rice		2 2			
						78	A	Charlotte		2 5		127	A	UTSA		4 3			
						94	A	Old Dominion		2 3		209	N	Col. of Charleston		1 2			

Non-Div. I Games:

Middle Tenn.

Average RPI Win:	111	WON-LOST RECORD	WINNING PCT. RANK	LAST 10 GAMES	STRENGTH OF SCHEDULE	OPP. STRENGTH OF SCHEDULE	TEAM RPI	ADJ RPI	CONF. RPI	ADJ CONF. RPI			
DIV. I ONLY		3-12-4	.26316	293	2-6-2	28	62	154	.51022	146	6	6	
DIV. I NON-CONF.		1-5-2	.25	279	0	6	79	108	.53967	104	5	5	
<hr/>													
TOTALS	RPI 1-25	RPI 26-50		W-L RECORDS		RPI 51-100		RPI 101-150		RPI 150+			
3-12-4	0-3-1	1-3-0		OVERALL		0-2-0		1-4-2		1-0-1			
2-4-2	0-0-0	1-2-0		HOME		0-0-0		0-2-1		1-0-1			
1-8-1	0-3-0	0-1-0		AWAY		0-2-0		1-2-1		0-0-0			
0-0-1	0-0-1	0-0-0		NEUTRAL		0-0-0		0-0-0		0-0-0			
1-5-2	0-1-1	1-1-0		NON-CONFERENCE		0-0-0		0-3-1		0-0-0			
1-2-0	0-0-0	1-0-0		HOME		0-0-0		0-2-0		0-0-0			
0-3-1	0-1-0	0-0-		AWAY		0-0-0		0-1-1		0-0-0			
0-0-1	0-0-1	0-0-0		NEUTRAL		0-0-0		0-0-0		0-0-0			
2-7-2	0-2-0	0-2-0		CONFERENCE		0-2-0		1-1-1		1-0-1			
1-2-2	0-0-0	0-2-0		HOME		0-0-0		0-0-1		1-0-1			
1-5-0	0-2-0	0-0-0		AWAY		0-2-0		1-1-0		0-0-0			
0-0-0	0-0-0	0-0-0		NEUTRAL		0-0-0		0-0-0		0-0-0			
RPI S	Opponent	Score	RPI S	Opponent	Score	RPI S	Opponent	Score	RPI S	Opponent	Score		
3 A	Virginia	0 2	31 H	NC State	1 0	73 A	Illinois	1 4	103 A	Maryland	0 2		
6 N	Arkansas	1 1	38 H	Iowa	1 2	93 A	Indiana	0 1	129 H	South Dakota St.	0 1		
8 A	Wisconsin	0 1	40 H	Penn St.	0 1				130 A	UC Santa Barbara	2 2		
13 A	Rutgers	0 2	50 A	Ole Miss	2 3				134 H	Nebraska	1 1		
									138 A	Cal St. Fullerton	0 2		
									139 A	Northwestern	1 0		
									143 H	Marquette	0 1		
									162 H	Michigan St.	0 0		
									163 H	Ohio St.	1 0		
<hr/>													
LAST 10 GAMES													
73 A Illinois						1 4	93 A Indiana						0 1
139 A Northwestern						1 0	162 H Michigan St.						0 0
38 H Iowa						1 2	163 H Ohio St.						1 0
134 H Nebraska						1 1	40 H Penn St.						0 1
8 A Wisconsin						0 1	103 A Maryland						0 2

Non-Div. I Games:

Minnesota

Average RPI Win: 254		WON-LOST RECORD	WINNING PCT. RANK		LAST 10 GAMES		STRENGTH OF SCHEDULE		OPP. STRENGTH OF SCHEDULE		TEAM RPI	ADJ RPI	CONF. RPI	ADJ CONF. RPI	
Average RPI Loss: 148															
DIV. I ONLY		10-5-1	.65625	78	7-3-0		247		229		146	.51019	147	22	22
DIV. I NON-CONF.		4-3-1	.5625	135	1-1-0		287		158		216	.46711	214	27	27
TOTALS		RPI 1-25		RPI 26-50		W-L RECORDS		RPI 51-100		RPI 101-150		RPI 150+			
10-5-1	0-0-0			0-0-0		OVERALL		0-2-0		1-0-1		9-3-0			
5-2-1	0-0-0			0-0-0		HOME		0-1-0		0-0-1		5-1-0			
5-3-0	0-0-0			0-0-0		AWAY		0-1-0		1-0-0		4-2-0			
0-0-0	0-0-0			0-0-0		NEUTRAL		0-0-0		0-0-0		0-0-0			
4-3-1	0-0-0			0-0-0		NON-CONFERENCE		0-1-0		0-0-1		4-2-0			
3-1-1	0-0-0			0-0-0		HOME		0-0-0		0-0-1		3-1-0			
1-2-0	0-0-0			0-0-		AWAY		0-1-0		0-0-0		1-1-0			
0-0-0	0-0-0			0-0-0		NEUTRAL		0-0-0		0-0-0		0-0-0			
6-2-0	0-0-0			0-0-0		CONFERENCE		0-1-0		1-0-0		5-1-0			
2-1-0	0-0-0			0-0-0		HOME		0-1-0		0-0-0		2-0-0			
4-1-0	0-0-0			0-0-0		AWAY		0-0-0		1-0-0		3-1-0			
0-0-0	0-0-0			0-0-0		NEUTRAL		0-0-0		0-0-0		0-0-0			
RPI S	Opponent	Score	RPI S	Opponent	Score	RPI S	Opponent	Score	RPI S	Opponent	Score				
						52 H Milwaukee		0 3	142 A Northern Ky.		1 0				
						93 A Indiana		0 1	150 H Central Mich.		0 0				
									161 A IUPUI		1 2				
									184 H Wright St.		2 0				
									208 H Utah St.		0 1				
									224 H South Dakota		1 0				
									225 A Western Ill.		1 2				
									242 H Sam Houston St.		1 0				
									245 H Cleveland St.		3 0				
									246 A Toledo		1 0				
									293 A Green Bay		4 1				
									317 A Youngstown St.		3 0				
									318 H Valparaiso		3 0				
									325 A Detroit Mercy		1 0				
LAST 10 GAMES															
						245 H Cleveland St.		3 0	161 A IUPUI		1 2				
						293 A Green Bay		4 1	142 A Northern Ky.		1 0				
						317 A Youngstown St.		3 0	318 H Valparaiso		3 0				
						325 A Detroit Mercy		1 0	184 H Wright St.		2 0				
						52 H Milwaukee		0 3	208 H Utah St.		0 1				

Non-Div. I Games:

UIC

Average RPI Win: 228		WON-LOST	WINNING	LAST 10	STRENGTH OF	OPP. STRENGTH	TEAM	ADJ	CONF.	ADJ CONF.			
Average RPI Loss: 127		RECORD	PCT. RANK	GAMES	SCHEDULE	OF SCHEDULE	RPI	RPI	RPI	RPI			
DIV. I ONLY		10-4-2	.6875	62	4-4-2	286	188	147	.50891	148	10	10	
DIV. I NON-CONF.		6-0-1	.92857	10	0-0-1	329	327	153	.5066	153	11	11	
<hr/>													
TOTALS		RPI 1-25		RPI 26-50		W-L RECORDS		RPI 51-100		RPI 101-150		RPI 150+	
10-4-2		1-0-0		0-0-0		OVERALL		1-1-1		0-2-0		8-1-1	
4-1-1		1-0-0		0-0-0		HOME		0-1-1		0-0-0		3-0-0	
6-3-1		0-0-0		0-0-0		AWAY		1-0-0		0-2-0		5-1-1	
0-0-0		0-0-0		0-0-0		NEUTRAL		0-0-0		0-0-0		0-0-0	
6-0-1		0-0-0		0-0-0		NON-CONFERENCE		0-0-0		0-0-0		6-0-1	
1-0-0		0-0-0		0-0-0		HOME		0-0-0		0-0-0		1-0-0	
5-0-1		0-0-0		0-0-		AWAY		0-0-0		0-0-0		5-0-1	
0-0-0		0-0-0		0-0-0		NEUTRAL		0-0-0		0-0-0		0-0-0	
4-4-1		1-0-0		0-0-0		CONFERENCE		1-1-1		0-2-0		2-1-0	
3-1-1		1-0-0		0-0-0		HOME		0-1-1		0-0-0		2-0-0	
1-3-0		0-0-0		0-0-0		AWAY		1-0-0		0-2-0		0-1-0	
0-0-0		0-0-0		0-0-0		NEUTRAL		0-0-0		0-0-0		0-0-0	
RPI	S	Opponent		Score	RPI	S	Opponent		Score	RPI	S	Opponent	Score
23	H	Fla. Atlantic		1 0						74	H	Rice	2 2
										94	A	Old Dominion	2 1
										97	H	UAB	1 2
										112	A	Western Ky.	1 2
										127	A	UTSA	0 1
										172	A	UTEP	0 2
										183	A	Northwestern St.	3 1
										194	H	McNeese	3 2
										206	H	Marshall	3 2
										281	A	Grambling	1 1
										290	A	Southeastern La.	1 0
										303	A	La.-Monroe	5 1
										315	H	FIU	3 1
										332	A	Ark.-Pine Bluff	3 0
										338	A	Alcorn	15 0
<hr/>													
LAST 10 GAMES													
206	H	Marshall		3 2	315	H	FIU		3 1				
127	A	UTSA		0 1	23	H	Fla. Atlantic		1 0				
172	A	UTEP		0 2	112	A	Western Ky.		1 2				
74	H	Rice		2 2	94	A	Old Dominion		2 1				
97	H	UAB		1 2	281	A	Grambling		1 1				

Non-Div. I Games: LSU-Alexandria 2 1 Montevallo 3 1

Louisiana Tech

Average RPI Win:		212	WON-LOST RECORD		WINNING PCT. RANK		LAST 10 GAMES		STRENGTH OF SCHEDULE		OPP. STRENGTH OF SCHEDULE		TEAM RPI		ADJ RPI		CONF. RPI		ADJ CONF. RPI	
DIV. I ONLY			7-9-1		.44118 206		5-4-1		83		163		148		.50885 149		18		18	
DIV. I NON-CONF.			2-5-0		.28571 264		0		32		83		147		.51177 147		17		16	
TOTALS		RPI 1-25		RPI 26-50		W-L RECORDS		RPI 51-100		RPI 101-150		RPI 150+								
7-9-1		0-1-0		0-2-0		OVERALL		0-3-0		2-0-0		5-3-1								
3-5-1		0-1-0		0-1-0		HOME		0-3-0		0-0-0		3-0-1								
4-4-0		0-0-0		0-1-0		AWAY		0-0-0		2-0-0		2-3-0								
0-0-0		0-0-0		0-0-0		NEUTRAL		0-0-0		0-0-0		0-0-0								
2-5-0		0-1-0		0-2-0		NON-CONFERENCE		0-1-0		1-0-0		1-1-0								
1-3-0		0-1-0		0-1-0		HOME		0-1-0		0-0-0		1-0-0								
1-2-0		0-0-0		0-0-		AWAY		0-0-0		1-0-0		0-1-0								
0-0-0		0-0-0		0-0-0		NEUTRAL		0-0-0		0-0-0		0-0-0								
5-4-1		0-0-0		0-0-0		CONFERENCE		0-2-0		1-0-0		4-2-1								
2-2-1		0-0-0		0-0-0		HOME		0-2-0		0-0-0		2-0-1								
3-2-0		0-0-0		0-0-0		AWAY		0-0-0		1-0-0		2-2-0								
0-0-0		0-0-0		0-0-0		NEUTRAL		0-0-0		0-0-0		0-0-0								
RPI	S	Opponent		Score		RPI	S	Opponent		Score		RPI	S	Opponent		Score				
19	H	Kansas		0 2		37	H	Notre Dame		1 2		131	A	Cincinnati		1 0				
						38	A	Iowa		0 2		150	A	Central Mich.		1 0				
												155	A	Colorado Col.		1 3				
												190	A	Buffalo		1 2				
												193	H	Ohio		1 0				
												234	A	Akron		2 1				
												237	H	Oakland		3 1				
												238	H	Kent St.		3 3				
												246	H	Toledo		1 0				
												263	A	Eastern Mich.		2 3				
												295	A	Miami (OH)		2 0				
LAST 10 GAMES																				
100 H Bowling Green						0		1		295 A Miami (OH)						2 0				
246 H Toledo						1		0		263 A Eastern Mich.						2 3				
190 A Buffalo						1		2		150 A Central Mich.						1 0				
234 A Akron						2		1		193 H Ohio						1 0				
56 H Ball St.						1		2		238 H Kent St.						3 3				

Non-Div. I Games:

Western Mich.

Average RPI Win:	213	WON-LOST	WINNING	LAST 10	STRENGTH OF	OPP. STRENGTH	TEAM	ADJ	CONF.	ADJ CONF.	
Average RPI Loss:	169	RECORD	PCT. RANK	GAMES	SCHEDULE	OF SCHEDULE	RPI	RPI	RPI	RPI	
DIV. I ONLY	7-4-4	.6	109	4-4-2	215	189	149	.50827	150	18	18
DIV. I NON-CONF.	3-0-2	.8	40	0	194	187	70	.5658	72	17	16
<hr/>											
TOTALS	RPI 1-25	RPI 26-50		W-L RECORDS		RPI 51-100		RPI 101-150		RPI 150+	
7-4-4	0-0-0	0-0-0		OVERALL		1-1-0		0-1-2		6-2-2	
4-2-1	0-0-0	0-0-0		HOME		0-0-0		0-1-0		4-1-1	
3-2-3	0-0-0	0-0-0		AWAY		1-1-0		0-0-2		2-1-1	
0-0-0	0-0-0	0-0-0		NEUTRAL		0-0-0		0-0-0		0-0-0	
3-0-2	0-0-0	0-0-0		NON-CONFERENCE		0-0-0		0-0-2		3-0-0	
2-0-0	0-0-0	0-0-0		HOME		0-0-0		0-0-0		2-0-0	
1-0-2	0-0-0	0-0-		AWAY		0-0-0		0-0-2		1-0-0	
0-0-0	0-0-0	0-0-0		NEUTRAL		0-0-0		0-0-0		0-0-0	
4-4-2	0-0-0	0-0-0		CONFERENCE		1-1-0		0-1-0		3-2-2	
2-2-1	0-0-0	0-0-0		HOME		0-0-0		0-1-0		2-1-1	
2-2-1	0-0-0	0-0-0		AWAY		1-1-0		0-0-0		1-1-1	
0-0-0	0-0-0	0-0-0		NEUTRAL		0-0-0		0-0-0		0-0-0	
RPI S	Opponent	Score	RPI S	Opponent	Score	RPI S	Opponent	Score	RPI S	Opponent	Score
						56 A	Ball St.	1 0	139 A	Northwestern	1 1
						100 A	Bowling Green	2 3	147 A	UIC	0 0
									149 H	Western Mich.	0 1
									161 H	IUPUI	2 1
									169 A	Kentucky	2 1
									190 H	Buffalo	0 0
									193 A	Ohio	1 2
									234 H	Akron	0 1
									238 A	Kent St.	1 1
									246 H	Toledo	3 0
									273 H	Northern Ill.	2 0
									289 H	Indiana St.	2 1
									295 A	Miami (OH)	1 0
<hr/>											
LAST 10 GAMES											
						234 H	Akron	0 1	100 A	Bowling Green	2 3
						190 H	Buffalo	0 0	273 H	Northern Ill.	2 0
						238 A	Kent St.	1 1	149 H	Western Mich.	0 1
						193 A	Ohio	1 2	295 A	Miami (OH)	1 0
						246 H	Toledo	3 0	56 A	Ball St.	1 0

Non-Div. I Games:

Central Mich.

Average RPI Win:	253	WON-LOST	WINNING	LAST 10	STRENGTH OF	OPP. STRENGTH	TEAM	ADJ	CONF.	ADJ CONF.	
Average RPI Loss:	153	RECORD	PCT. RANK	GAMES	SCHEDULE	OF SCHEDULE	RPI	RPI	RPI	RPI	
DIV. I ONLY	13-4-1	.75	38	8-2-0	317	205	150	.50823	151	23	23
DIV. I NON-CONF.	7-2-1	.75	49	2-0-0	307	192	167	.49586	166	21	21
TOTALS	RPI 1-25	RPI 26-50	W-L RECORDS		RPI 51-100	RPI 101-150		RPI 150+			
13-4-1	0-0-0	0-0-0	OVERALL		0-1-0	0-1-0		13-2-1			
9-1-0	0-0-0	0-0-0	HOME		0-0-0	0-0-0		9-1-0			
4-3-1	0-0-0	0-0-0	AWAY		0-1-0	0-1-0		4-1-1			
0-0-0	0-0-0	0-0-0	NEUTRAL		0-0-0	0-0-0		0-0-0			
7-2-1	0-0-0	0-0-0	NON-CONFERENCE		0-0-0	0-0-0		7-2-1			
5-1-0	0-0-0	0-0-0	HOME		0-0-0	0-0-0		5-1-0			
2-1-1	0-0-0	0-0-	AWAY		0-0-0	0-0-0		2-1-1			
0-0-0	0-0-0	0-0-0	NEUTRAL		0-0-0	0-0-0		0-0-0			
6-2-0	0-0-0	0-0-0	CONFERENCE		0-1-0	0-1-0		6-0-0			
4-0-0	0-0-0	0-0-0	HOME		0-0-0	0-0-0		4-0-0			
2-2-0	0-0-0	0-0-0	AWAY		0-1-0	0-1-0		2-0-0			
0-0-0	0-0-0	0-0-0	NEUTRAL		0-0-0	0-0-0		0-0-0			
RPI S	Opponent	Score	RPI S	Opponent	Score	RPI S	Opponent	Score	RPI S	Opponent	Score
						98 A	UMKC	0 1	123 A	Utah Valley	0 2
									156 H	Seattle U	4 2
									159 A	Sacramento St.	2 2
									181 H	UNLV	0 2
									191 H	UTRGV	3 0
									198 H	Holy Cross	3 0
									210 A	Saint Mary's (CA)	1 2
									221 H	Cal Poly	4 2
									239 H	Incarnate Word	1 0
									241 A	CSU Bakersfield	3 1
									262 A	UC Riverside	3 1
									269 H	Grand Canyon	3 0
									279 A	New Mexico St.	1 0
									286 H	Idaho	2 0
									302 H	Pacific	1 0
									308 A	Southern Utah	1 0
									334 H	Chicago St.	3 0
LAST 10 GAMES											
						98 A	UMKC	0 1	334 H	Chicago St.	3 0
						156 H	Seattle U	4 2	279 A	New Mexico St.	1 0
						269 H	Grand Canyon	3 0	241 A	CSU Bakersfield	3 1
						191 H	UTRGV	3 0	302 H	Pacific	1 0
						123 A	Utah Valley	0 2	221 H	Cal Poly	4 2

Non-Div. I Games:

California Baptist

Average RPI Win:		209	WON-LOST RECORD		WINNING PCT. RANK	LAST 10 GAMES	STRENGTH OF SCHEDULE		OPP. STRENGTH OF SCHEDULE	TEAM RPI	ADJ RPI	CONF. RPI	ADJ CONF. RPI
Average RPI Loss:		86											
DIV. I ONLY			6-8-1	.43333	218	3-6-1	90	116	151	.50763	152	7	7
DIV. I NON-CONF.			4-4-1	.5	159	1-2-1	180	142	165	.49822	165	8	8
TOTALS		RPI 1-25	RPI 26-50		W-L RECORDS		RPI 51-100		RPI 101-150		RPI 150+		
6-8-1	0-2-0		0-1-0	OVERALL		1-3-0		0-0-1	5-2-0				
5-0-0	0-0-0		0-0-0	HOME		0-0-0		0-0-0	5-0-0				
1-8-1	0-2-0		0-1-0	AWAY		1-3-0		0-0-1	0-2-0				
0-0-0	0-0-0		0-0-0	NEUTRAL		0-0-0		0-0-0	0-0-0				
4-4-1	0-0-0		0-1-0	NON-CONFERENCE		1-1-0		0-0-1	3-2-0				
3-0-0	0-0-0		0-0-0	HOME		0-0-0		0-0-0	3-0-0				
1-4-1	0-0-0		0-0-0	AWAY		1-1-0		0-0-1	0-2-0				
0-0-0	0-0-0		0-0-0	NEUTRAL		0-0-0		0-0-0	0-0-0				
2-4-0	0-2-0		0-0-0	CONFERENCE		0-2-0		0-0-0	2-0-0				
2-0-0	0-0-0		0-0-0	HOME		0-0-0		0-0-0	2-0-0				
0-4-0	0-2-0		0-0-0	AWAY		0-2-0		0-0-0	0-0-0				
0-0-0	0-0-0		0-0-0	NEUTRAL		0-0-0		0-0-0	0-0-0				
RPI S	Opponent	Score	RPI S	Opponent	Score	RPI S	Opponent	Score	RPI S	Opponent	Score		
17 A	BYU	1 3	32 A	California	0 3	55 A	Utah	0 1	123 A	Utah Valley	1 1		
24 A	Santa Clara	0 6				58 A	San Francisco	1 2	170 A	CSUN	0 1		
						84 A	Gonzaga	0 6	198 H	Holy Cross	4 0		
						99 A	San Diego St.	1 0	210 H	Saint Mary's (CA)	5 0		
									213 H	LMU (CA)	3 2		
									221 H	Cal Poly	1 0		
									244 A	Long Beach St.	1 2		
									310 H	LIU Brooklyn	3 0		
LAST 10 GAMES													
17 A	BYU	1 3	84 A	Gonzaga	0 6								
58 A	San Francisco	1 2	55 A	Utah	0 1								
213 H	LMU (CA)	3 2	123 A	Utah Valley	1 1								
24 A	Santa Clara	0 6	170 A	CSUN	0 1								
210 H	Saint Mary's (CA)	5 0	99 A	San Diego St.	1 0								

Non-Div. I Games:

San Diego

Average RPI Win: 228		WON-LOST	WINNING	LAST 10	STRENGTH OF		OPP. STRENGTH	TEAM	ADJ		CONF.	ADJ CONF.	
Average RPI Loss: 138		RECORD	PCT. RANK	GAMES	SCHEDULE		OF SCHEDULE	RPI	RPI		RPI	RPI	
DIV. I ONLY		9-5-3	.61765	97	5-3-2		245	144	152	.50734	153	12	12
DIV. I NON-CONF.		4-2-1	.64286	90	0		321	171	235	.45865	233	12	12
TOTALS		RPI 1-25	RPI 26-50		W-L RECORDS		RPI 51-100		RPI 101-150		RPI 150+		
9-5-3		0-0-0	0-0-0		OVERALL		1-2-1		0-2-1		8-1-1		
5-2-2		0-0-0	0-0-0		HOME		1-0-1		0-1-0		4-1-1		
3-3-1		0-0-0	0-0-0		AWAY		0-2-0		0-1-1		3-0-0		
1-0-0		0-0-0	0-0-0		NEUTRAL		0-0-0		0-0-0		1-0-0		
4-2-1		0-0-0	0-0-0		NON-CONFERENCE		0-0-1		0-1-0		4-1-0		
2-1-1		0-0-0	0-0-0		HOME		0-0-1		0-0-0		2-1-0		
1-1-0		0-0-0	0-0-		AWAY		0-0-0		0-1-0		1-0-0		
1-0-0		0-0-0	0-0-0		NEUTRAL		0-0-0		0-0-0		1-0-0		
5-3-2		0-0-0	0-0-0		CONFERENCE		1-2-0		0-1-1		4-0-1		
3-1-1		0-0-0	0-0-0		HOME		1-0-0		0-1-0		2-0-1		
2-2-1		0-0-0	0-0-0		AWAY		0-2-0		0-0-1		2-0-0		
0-0-0		0-0-0	0-0-0		NEUTRAL		0-0-0		0-0-0		0-0-0		
RPI S	Opponent	Score	RPI S	Opponent	Score	RPI S	Opponent	Score	RPI S	Opponent	Score		
						59 H	Oregon	2 2	115 A	New Mexico	2 2		
						82 H	Boise St.	2 1	130 A	UC Santa Barbara	0 3		
						90 A	Colorado St.	0 1	132 H	Air Force	0 1		
						99 A	San Diego St.	1 2	155 A	Colorado Col.	1 0		
									181 H	UNLV	2 1		
									208 H	Utah St.	1 1		
									212 A	Wyoming	2 0		
									241 H	CSU Bakersfield	1 2		
									262 H	UC Riverside	1 0		
									266 H	Nevada	2 0		
									285 A	Weber St.	2 0		
									302 H	Pacific	4 2		
									305 N	Portland St.	2 1		
LAST 10 GAMES													
						115 A	New Mexico	2 2	90 A	Colorado St.	0 1		
						99 A	San Diego St.	1 2	82 H	Boise St.	2 1		
						181 H	UNLV	2 1	208 H	Utah St.	1 1		
						266 H	Nevada	2 0	155 A	Colorado Col.	1 0		
						212 A	Wyoming	2 0	132 H	Air Force	0 1		

Non-Div. I Games:

Fresno St.

Average RPI Win:	241	WON-LOST RECORD	WINNING PCT. RANK	LAST 10 GAMES	STRENGTH OF SCHEDULE	OPP. STRENGTH OF SCHEDULE	TEAM RPI	ADJ RPI	CONF. RPI	ADJ CONF. RPI	
DIV. I ONLY		8-5-3	.59375 110	6-2-2	203	218	153	.5064 154	24	24	
DIV. I NON-CONF.		3-4-2	.44444 191	1-1-1	226	165	215	.46652 218	22	22	
<hr/>											
TOTALS	RPI 1-25		RPI 26-50	W-L RECORDS		RPI 51-100		RPI 101-150		RPI 150+	
8-5-3	0-0-0		0-1-0	OVERALL		0-1-0		0-2-0		8-1-3	
6-0-2	0-0-0		0-0-0	HOME		0-0-0		0-0-0		6-0-2	
2-5-1	0-0-0		0-1-0	AWAY		0-1-0		0-2-0		2-1-1	
0-0-0	0-0-0		0-0-0	NEUTRAL		0-0-0		0-0-0		0-0-0	
3-4-2	0-0-0		0-1-0	NON-CONFERENCE		0-1-0		0-1-0		3-1-2	
3-0-1	0-0-0		0-0-0	HOME		0-0-0		0-0-0		3-0-1	
0-4-1	0-0-0		0-0-	AWAY		0-1-0		0-1-0		0-1-1	
0-0-0	0-0-0		0-0-0	NEUTRAL		0-0-0		0-0-0		0-0-0	
5-1-1	0-0-0		0-0-0	CONFERENCE		0-0-0		0-1-0		5-0-1	
3-0-1	0-0-0		0-0-0	HOME		0-0-0		0-0-0		3-0-1	
2-1-0	0-0-0		0-0-0	AWAY		0-0-0		0-1-0		2-0-0	
0-0-0	0-0-0		0-0-0	NEUTRAL		0-0-0		0-0-0		0-0-0	
RPI	S	Opponent	Score	RPI	S	Opponent	Score	RPI	S	Opponent	Score
				39	A	Yale	0 4				
								109	A	Northeastern	0 1
								137	A	Stony Brook	1 3
								182	A	Army West Point	2 3
								185	A	New Hampshire	2 0
								190	A	Buffalo	2 2
								199	H	Central Conn. St.	2 1
								201	H	Cornell	1 0
								202	H	Binghamton	0 0
								205	H	UMass Lowell	2 1
								207	H	Hartford	2 1
								271	H	Maine	4 1
								275	H	Siena	1 1
								323	A	UMBC	1 0
								333	H	St. Francis Brooklyn	3 0
				LAST 10 GAMES							
				271	H	Maine	4 1	202	H	Binghamton	0 0
				205	H	UMass Lowell	2 1	323	A	UMBC	1 0
				137	A	Stony Brook	1 3	275	H	Siena	1 1
				185	A	New Hampshire	2 0	207	H	Hartford	2 1
				39	A	Yale	0 4	201	H	Cornell	1 0

Non-Div. I Games:

Albany (NY)

Average RPI Win:	193	WON-LOST RECORD	WINNING PCT. RANK	LAST 10 GAMES	STRENGTH OF SCHEDULE	OPP. STRENGTH OF SCHEDULE	TEAM RPI	ADJ RPI	CONF. RPI	ADJ CONF. RPI	
Average RPI Loss:	149										
DIV. I ONLY	9-7-0	.5625	134	4-6-0	204	130	155	.50579	155	12	12
DIV. I NON-CONF.	5-1-0	.83333	31	0	262	149	95	.54929	95	12	12
<hr/>											
TOTALS	RPI 1-25	RPI 26-50		W-L RECORDS	RPI 51-100		RPI 101-150		RPI 150+		
9-7-0	0-0-0	0-0-0		OVERALL	2-2-0		2-1-0		5-4-0		
7-4-0	0-0-0	0-0-0		HOME	1-1-0		2-1-0		4-2-0		
2-3-0	0-0-0	0-0-0		AWAY	1-1-0		0-0-0		1-2-0		
0-0-0	0-0-0	0-0-0		NEUTRAL	0-0-0		0-0-0		0-0-0		
<hr/>											
5-1-0	0-0-0	0-0-0		NON-CONFERENCE	0-1-0		1-0-0		4-0-0		
5-0-0	0-0-0	0-0-0		HOME	0-0-0		1-0-0		4-0-0		
0-1-0	0-0-0	0-0-		AWAY	0-1-0		0-0-0		0-0-0		
0-0-0	0-0-0	0-0-0		NEUTRAL	0-0-0		0-0-0		0-0-0		
<hr/>											
4-6-0	0-0-0	0-0-0		CONFERENCE	2-1-0		1-1-0		1-4-0		
2-4-0	0-0-0	0-0-0		HOME	1-1-0		1-1-0		0-2-0		
2-2-0	0-0-0	0-0-0		AWAY	1-0-0		0-0-0		1-2-0		
0-0-0	0-0-0	0-0-0		NEUTRAL	0-0-0		0-0-0		0-0-0		
<hr/>											
RPI S	Opponent	Score	RPI S	Opponent	Score	RPI S	Opponent	Score	RPI S	Opponent	Score
						73 A	Illinois	0 2	115 H	New Mexico	0 1
						82 A	Boise St.	1 0	141 H	San Jose St.	1 0
						90 H	Colorado St.	1 0	149 H	Western Mich.	3 1
						99 H	San Diego St.	2 3	153 H	Fresno St.	0 1
									160 H	A&M-Corpus Christi	2 1
									181 A	UNLV	0 2
									208 A	Utah St.	0 3
									212 H	Wyoming	2 3
									266 A	Nevada	3 0
									275 H	Siena	3 1
									280 H	Saint Francis (PA)	4 0
									294 H	Southern Ill.	2 0
<hr/>											
LAST 10 GAMES											
						208 A	Utah St.	0 3	266 A	Nevada	3 0
						82 A	Boise St.	1 0	212 H	Wyoming	2 3
						99 H	San Diego St.	2 3	90 H	Colorado St.	1 0
						115 H	New Mexico	0 1	153 H	Fresno St.	0 1
						181 A	UNLV	0 2	141 H	San Jose St.	1 0

Non-Div. I Games:

Colorado Col.

Average RPI Win: 237		WON-LOST RECORD		WINNING PCT. RANK		LAST 10 GAMES		STRENGTH OF SCHEDULE		OPP. STRENGTH OF SCHEDULE		TEAM RPI		ADJ RPI		CONF. RPI		ADJ CONF. RPI	
DIV. I ONLY		9-7-2		.55556 148		5-4-1		224		117		160		.50575 156		23		23	
DIV. I NON-CONF.		4-6-1		.40909 211		0-3-0		188		34		186		.48666 178		21		21	
TOTALS		RPI 1-25		RPI 26-50		W-L RECORDS		RPI 51-100		RPI 101-150		RPI 150+							
9-7-2		0-1-1		1-1-0		OVERALL		0-1-1		0-1-0		8-3-0							
5-3-0		0-1-0		0-1-0		HOME		0-0-0		0-0-0		5-1-0							
4-4-2		0-0-1		1-0-0		AWAY		0-1-1		0-1-0		3-2-0							
0-0-0		0-0-0		0-0-0		NEUTRAL		0-0-0		0-0-0		0-0-0							
4-6-1		0-1-1		1-1-0		NON-CONFERENCE		0-1-0		0-1-0		3-2-0							
2-3-0		0-1-0		0-1-0		HOME		0-0-0		0-0-0		2-1-0							
2-3-1		0-0-1		1-0-		AWAY		0-1-0		0-1-0		1-1-0							
0-0-0		0-0-0		0-0-0		NEUTRAL		0-0-0		0-0-0		0-0-0							
5-1-1		0-0-0		0-0-0		CONFERENCE		0-0-1		0-0-0		5-1-0							
3-0-0		0-0-0		0-0-0		HOME		0-0-0		0-0-0		3-0-0							
2-1-1		0-0-0		0-0-0		AWAY		0-0-1		0-0-0		2-1-0							
0-0-0		0-0-0		0-0-0		NEUTRAL		0-0-0		0-0-0		0-0-0							
RPI	S	Opponent		Score		RPI	S	Opponent		Score		RPI	S	Opponent		Score			
5	H	Southern California		2	3	26	H	Washington St.		0	4	132	A	Air Force		2	3		
10	A	Washington		0	0	44	A	Portland		3	2	98	A	UMKC		1	1		
												151 A California Baptist 2 4							
												188 H James Madison 3 2							
												191 H UTRGV 2 1							
												213 H LMU (CA) 0 1							
												221 A Cal Poly 1 2							
												241 H CSU Bakersfield 2 0							
												269 A Grand Canyon 1 0							
												279 H New Mexico St. 5 0							
												286 A Idaho 3 0							
												305 H Portland St. 1 0							
												334 A Chicago St. 4 1							
LAST 10 GAMES																			
						191 H UTRGV 2 1						98 A UMKC 1 1							
						151 A California Baptist 2 4						334 A Chicago St. 4 1							
						269 A Grand Canyon 1 0						221 A Cal Poly 1 2							
						279 H New Mexico St. 5 0						213 H LMU (CA) 0 1							
						241 H CSU Bakersfield 2 0						132 A Air Force 2 3							

Non-Div. I Games:

Seattle U

Average RPI Win:	230	WON-LOST	WINNING	LAST 10	STRENGTH OF	OPP. STRENGTH	TEAM	ADJ	CONF.	ADJ CONF.	
Average RPI Loss:	165	RECORD	PCT. RANK	GAMES	SCHEDULE	OF SCHEDULE	RPI	RPI	RPI	RPI	
DIV. I ONLY	8-7-1	.53125	154	4-5-1	129	284	156	.50548	157	25	25
DIV. I NON-CONF.	4-3-0	.57143	127	0-1-0	103	242	104	.53807	106	28	28
TOTALS	RPI 1-25	RPI 26-50	W-L RECORDS	RPI 51-100	RPI 101-150	RPI 150+					
8-7-1	0-0-0	0-1-0	OVERALL	0-1-0	1-1-0	7-4-1					
4-4-1	0-0-0	0-0-0	HOME	0-1-0	0-1-0	4-2-1					
4-3-0	0-0-0	0-1-0	AWAY	0-0-0	1-0-0	3-2-0					
0-0-0	0-0-0	0-0-0	NEUTRAL	0-0-0	0-0-0	0-0-0					
4-3-0	0-0-0	0-1-0	NON-CONFERENCE	0-0-0	0-1-0	4-1-0					
3-2-0	0-0-0	0-0-0	HOME	0-0-0	0-1-0	3-1-0					
1-1-0	0-0-0	0-0-	AWAY	0-0-0	0-0-0	1-0-0					
0-0-0	0-0-0	0-0-0	NEUTRAL	0-0-0	0-0-0	0-0-0					
4-4-1	0-0-0	0-0-0	CONFERENCE	0-1-0	1-0-0	3-3-1					
1-2-1	0-0-0	0-0-0	HOME	0-1-0	0-0-0	1-1-1					
3-2-0	0-0-0	0-0-0	AWAY	0-0-0	1-0-0	2-2-0					
0-0-0	0-0-0	0-0-0	NEUTRAL	0-0-0	0-0-0	0-0-0					
RPI S	Opponent	Score	RPI S	Opponent	Score	RPI S	Opponent	Score	RPI S	Opponent	Score
			41 A	Harvard	0 3	62 H	Monmouth	0 1	106 H	Dartmouth	0 2
									116 A	Fairfield	3 0
									195 H	Bryant	1 0
									196 H	Rider	0 2
									205 H	UMass Lowell	1 2
									207 H	Hartford	2 0
									230 H	Niagara	3 0
									233 H	Rhode Island	1 0
									249 A	Marist	0 1
									256 A	Loyola Maryland	3 1
									291 A	Canisius	3 0
									297 A	Iona	0 1
									311 H	Manhattan	1 1
									312 A	Saint Peter's	1 0
LAST 10 GAMES											
			311 H	Manhattan	1 1	62 H	Monmouth	0 1			
			297 A	Iona	0 1	249 A	Marist	0 1			
			312 A	Saint Peter's	1 0	196 H	Rider	0 2			
			230 H	Niagara	3 0	291 A	Canisius	3 0			
			116 A	Fairfield	3 0	106 H	Dartmouth	0 2			

Non-Div. I Games:

Quinnipiac

Average RPI Win:	250	WON-LOST RECORD	WINNING PCT. RANK	LAST 10 GAMES	STRENGTH OF SCHEDULE	OPP. STRENGTH OF SCHEDULE	TEAM RPI	ADJ RPI	CONF. RPI	ADJ CONF. RPI	
DIV. I ONLY	11-1-6	.77778	28	6-0-4	326	233	158	.50475	159	28	28
DIV. I NON-CONF.	6-1-2	.77778	45	1-0-0	281	193	124	.52552	124	26	26
TOTALS	RPI 1-25	RPI 26-50	W-L RECORDS		RPI 51-100	RPI 101-150	RPI 150+				
11-1-6	0-0-0	0-0-0	OVERALL		0-0-0	1-0-1	10-1-5				
7-0-2	0-0-0	0-0-0	HOME		0-0-0	1-0-0	6-0-2				
3-1-4	0-0-0	0-0-0	AWAY		0-0-0	0-0-1	3-1-3				
1-0-0	0-0-0	0-0-0	NEUTRAL		0-0-0	0-0-0	1-0-0				
6-1-2	0-0-0	0-0-0	NON-CONFERENCE		0-0-0	1-0-1	5-1-1				
4-0-1	0-0-0	0-0-0	HOME		0-0-0	1-0-0	3-0-1				
1-1-1	0-0-0	0-0-	AWAY		0-0-0	0-0-1	1-1-0				
1-0-0	0-0-0	0-0-0	NEUTRAL		0-0-0	0-0-0	1-0-0				
5-0-4	0-0-0	0-0-0	CONFERENCE		0-0-0	0-0-0	5-0-4				
3-0-1	0-0-0	0-0-0	HOME		0-0-0	0-0-0	3-0-1				
2-0-3	0-0-0	0-0-0	AWAY		0-0-0	0-0-0	2-0-3				
0-0-0	0-0-0	0-0-0	NEUTRAL		0-0-0	0-0-0	0-0-0				
RPI S	Opponent	Score	RPI S	Opponent	Score	RPI S	Opponent	Score			
						140 A	Hawaii	0 0			
						141 H	San Jose St.	2 1			
						151 H	California Baptist	2 2			
						175 H	Eastern Wash.	1 0			
						197 A	Montana	0 0			
						221 H	Cal Poly	3 1			
						241 A	CSU Bakersfield	2 0			
						246 H	Toledo	2 0			
						255 A	UC Davis	1 3			
						257 A	Northern Colo.	1 0			
						266 N	Nevada	1 0			
						267 H	Northern Ariz.	1 1			
						285 A	Weber St.	1 1			
						286 H	Idaho	1 0			
						302 H	Pacific	2 0			
						305 A	Portland St.	2 1			
						308 H	Southern Utah	3 0			
						320 A	Idaho St.	2 2			
LAST 10 GAMES											
			175 H	Eastern Wash.	1 0	308 H	Southern Utah	3 0			
			286 H	Idaho	1 0	267 H	Northern Ariz.	1 1			
			257 A	Northern Colo.	1 0	320 A	Idaho St.	2 2			
			197 A	Montana	0 0	285 A	Weber St.	1 1			
			305 A	Portland St.	2 1	241 A	CSU Bakersfield	2 0			

Non-Div. I Games:

Sacramento St.

Average RPI Win: 241		WON-LOST	WINNING	LAST 10	STRENGTH OF		OPP. STRENGTH	TEAM	ADJ	CONF.	ADJ CONF.		
Average RPI Loss: 163		RECORD	PCT. RANK	GAMES	SCHEDULE		OF SCHEDULE	RPI	RPI	RPI	RPI		
DIV. I ONLY		9-7-1	.55882	139	6-3-1		159	282	159	.50361	160	26	26
DIV. I NON-CONF.		3-4-0	.42857	205	0		105	285	164	.4984	164	24	24
TOTALS		RPI 1-25	RPI 26-50		W-L RECORDS		RPI 51-100		RPI 101-150		RPI 150+		
9-7-1		0-0-0	0-1-0		OVERALL		0-0-0		1-2-0		8-4-1		
5-2-0		0-0-0	0-0-0		HOME		0-0-0		1-1-0		4-1-0		
4-5-1		0-0-0	0-1-0		AWAY		0-0-0		0-1-0		4-3-1		
0-0-0		0-0-0	0-0-0		NEUTRAL		0-0-0		0-0-0		0-0-0		
3-4-0		0-0-0	0-1-0		NON-CONFERENCE		0-0-0		0-1-0		3-2-0		
1-1-0		0-0-0	0-0-0		HOME		0-0-0		0-0-0		1-1-0		
2-3-0		0-0-0	0-0-		AWAY		0-0-0		0-1-0		2-1-0		
0-0-0		0-0-0	0-0-0		NEUTRAL		0-0-0		0-0-0		0-0-0		
6-3-1		0-0-0	0-0-0		CONFERENCE		0-0-0		1-1-0		5-2-1		
4-1-0		0-0-0	0-0-0		HOME		0-0-0		1-1-0		3-0-0		
2-2-1		0-0-0	0-0-0		AWAY		0-0-0		0-0-0		2-2-1		
0-0-0		0-0-0	0-0-0		NEUTRAL		0-0-0		0-0-0		0-0-0		
RPI S	Opponent	Score	RPI S	Opponent	Score	RPI S	Opponent	Score	RPI S	Opponent	Score		
			46 A	Texas	0 3				119 H	Lamar University	0 2		
									120 H	Abilene Christian	2 1		
									132 A	Air Force	0 3		
									155 A	Colorado Col.	1 2		
									183 A	Northwestern St.	1 0		
									191 A	UTRGV	1 0		
									191 H	UTRGV	0 1		
									194 H	McNeese	1 0		
									239 A	Incarnate Word	0 1		
									242 A	Sam Houston St.	1 1		
									258 A	Central Ark.	0 1		
									276 A	SFA	3 0		
									287 A	Prairie View	1 0		
									290 H	Southeastern La.	2 0		
									299 H	Texas Southern	5 0		
									331 H	Nicholls St.	2 0		
LAST 10 GAMES													
			194 H	McNeese	1 0	290 H	Southeastern La.	2 0					
			119 H	Lamar University	0 2	331 H	Nicholls St.	2 0					
			258 A	Central Ark.	0 1	242 A	Sam Houston St.	1 1					
			183 A	Northwestern St.	1 0	276 A	SFA	3 0					
			120 H	Abilene Christian	2 1	239 A	Incarnate Word	0 1					

Non-Div. I Games:

A&M-Corpus Christi

Average RPI Win: 263		WON-LOST RECORD	WINNING PCT. RANK	LAST 10 GAMES	STRENGTH OF SCHEDULE	OPP. STRENGTH OF SCHEDULE	TEAM RPI	ADJ RPI		CONF. RPI	ADJ CONF. RPI			
Average RPI Loss: 125														
DIV. I ONLY		11-6-1	.63889	91	6-4-0	264	226	161	.50208	161	22	22		
DIV. I NON-CONF.		6-3-1	.65	88	1-1-0	288	201	179	.48563	180	27	27		
<hr/>														
TOTALS		RPI 1-25		RPI 26-50		W-L RECORDS		RPI 51-100		RPI 101-150		RPI 150+		
11-6-1		0-0-0		0-0-0		OVERALL		0-2-0		1-3-0		10-1-1		
6-2-1		0-0-0		0-0-0		HOME		0-0-0		1-2-0		5-0-1		
5-4-0		0-0-0		0-0-0		AWAY		0-2-0		0-1-0		5-1-0		
0-0-0		0-0-0		0-0-0		NEUTRAL		0-0-0		0-0-0		0-0-0		
<hr/>														
6-3-1		0-0-0		0-0-0		NON-CONFERENCE		0-1-0		0-2-0		6-0-1		
3-1-1		0-0-0		0-0-0		HOME		0-0-0		0-1-0		3-0-1		
3-2-0		0-0-0		0-0-		AWAY		0-1-0		0-1-0		3-0-0		
0-0-0		0-0-0		0-0-0		NEUTRAL		0-0-0		0-0-0		0-0-0		
<hr/>														
5-3-0		0-0-0		0-0-0		CONFERENCE		0-1-0		1-1-0		4-1-0		
3-1-0		0-0-0		0-0-0		HOME		0-0-0		1-1-0		2-0-0		
2-2-0		0-0-0		0-0-0		AWAY		0-1-0		0-0-0		2-1-0		
0-0-0		0-0-0		0-0-0		NEUTRAL		0-0-0		0-0-0		0-0-0		
<hr/>														
RPI	S	Opponent	Score	RPI	S	Opponent	Score	RPI	S	Opponent	Score			
								52	A	Milwaukee	0	3		
								66	A	Butler	1	4		
										105	H	Illinois St.	0	1
										142	H	Northern Ky.	0	2
										147	H	UIC	2	1
										150	A	Central Mich.	1	2
										184	H	Wright St.	3	0
										225	H	Western Ill.	0	0
										237	A	Oakland	0	1
										245	H	Cleveland St.	1	0
										246	H	Toledo	1	0
										261	H	Belmont	3	1
										270	H	Eastern Ky.	1	0
										282	A	Evansville	1	0
										294	A	Southern Ill.	2	0
										317	A	Youngstown St.	3	0
										318	A	Valparaiso	3	1
										325	A	Detroit Mercy	3	0
<hr/>														
				LAST 10 GAMES										

Non-Div. I Games:

IUPUI

Average RPI Win: 195		WON-LOST	WINNING	LAST 10	STRENGTH OF		OPP. STRENGTH	TEAM	ADJ	CONF.	ADJ CONF.
Average RPI Loss: 74		RECORD	PCT. RANK	GAMES	SCHEDULE		OF SCHEDULE	RPI	RPI	RPI	RPI
DIV. I ONLY		8-9-1	.47222	175	1-8-1		154	83	162	.50177	162
DIV. I NON-CONF.		7-1-0	.875	22	0		238	168	67	.56768	69
TOTALS		RPI 1-25	RPI 26-50		W-L RECORDS		RPI 51-100		RPI 101-150		RPI 150+
8-9-1		0-1-0	0-3-0		OVERALL		2-2-0		1-2-1		5-1-0
6-4-0		0-1-0	0-2-0		HOME		2-0-0		1-1-0		3-0-0
2-5-1		0-0-0	0-1-0		AWAY		0-2-0		0-1-1		2-1-0
0-0-0		0-0-0	0-0-0		NEUTRAL		0-0-0		0-0-0		0-0-0
7-1-0		0-0-0	0-0-0		NON-CONFERENCE		1-1-0		1-0-0		5-0-0
5-0-0		0-0-0	0-0-0		HOME		1-0-0		1-0-0		3-0-0
2-1-0		0-0-0	0-0-		AWAY		0-1-0		0-0-0		2-0-0
0-0-0		0-0-0	0-0-0		NEUTRAL		0-0-0		0-0-0		0-0-0
1-8-1		0-1-0	0-3-0		CONFERENCE		1-1-0		0-2-1		0-1-0
1-4-0		0-1-0	0-2-0		HOME		1-0-0		0-1-0		0-0-0
0-4-1		0-0-0	0-1-0		AWAY		0-1-0		0-1-1		0-1-0
0-0-0		0-0-0	0-0-0		NEUTRAL		0-0-0		0-0-0		0-0-0
RPI S	Opponent	Score	RPI S	Opponent	Score	RPI S	Opponent	Score	RPI S	Opponent	Score
13 H	Rutgers	2 3	30 H	Michigan	2 3	66 A	Butler	0 3	103 H	Maryland	0 1
			38 H	Iowa	0 3	73 A	Illinois	1 2	123 H	Utah Valley	3 1
			40 A	Penn St.	1 5	85 H	Purdue	2 0	139 A	Northwestern	1 2
						100 H	Bowling Green	3 2	146 A	Minnesota	0 0
									163 A	Ohio St.	0 1
									206 H	Marshall	5 1
									220 A	Boston U.	2 1
									237 A	Oakland	2 0
									263 H	Eastern Mich.	2 0
									325 H	Detroit Mercy	3 0
LAST 10 GAMES											
13 H	Rutgers	2 3	38 H	Iowa	0 3						
103 H	Maryland	0 1	146 A	Minnesota	0 0						
30 H	Michigan	2 3	85 H	Purdue	2 0						
73 A	Illinois	1 2	40 A	Penn St.	1 5						
139 A	Northwestern	1 2	163 A	Ohio St.	0 1						

Non-Div. I Games:

Michigan St.

Average RPI Win:		188	WON-LOST RECORD		WINNING PCT. RANK		LAST 10 GAMES		STRENGTH OF SCHEDULE		OPP. STRENGTH OF SCHEDULE		TEAM RPI		ADJ RPI		CONF. RPI		ADJ CONF. RPI				
Average RPI Loss:		58																					
DIV. I ONLY			4-9-4		.35294 250		2-5-3		78		69		163		.5016 163		6		6				
DIV. I NON-CONF.			2-4-1		.35714 233		0		47		110		141		.51726 141		5		5				
TOTALS		RPI 1-25		RPI 26-50		W-L RECORDS		RPI 51-100		RPI 101-150		RPI 150+											
4-9-4		0-2-0		0-3-0		OVERALL		0-3-2		1-1-2		3-0-0											
4-4-2		0-1-0		0-2-0		HOME		0-1-1		1-0-1		3-0-0											
0-5-2		0-1-0		0-1-0		AWAY		0-2-1		0-1-1		0-0-0											
0-0-0		0-0-0		0-0-0		NEUTRAL		0-0-0		0-0-0		0-0-0											
2-4-1		0-2-0		0-0-0		NON-CONFERENCE		0-2-0		0-0-1		2-0-0											
2-2-0		0-1-0		0-0-0		HOME		0-1-0		0-0-0		2-0-0											
0-2-1		0-1-0		0-0-		AWAY		0-1-0		0-0-1		0-0-0											
0-0-0		0-0-0		0-0-0		NEUTRAL		0-0-0		0-0-0		0-0-0											
2-5-3		0-0-0		0-3-0		CONFERENCE		0-1-2		1-1-1		1-0-0											
2-2-2		0-0-0		0-2-0		HOME		0-0-1		1-0-1		1-0-0											
0-3-1		0-0-0		0-1-0		AWAY		0-1-1		0-1-0		0-0-0											
0-0-0		0-0-0		0-0-0		NEUTRAL		0-0-0		0-0-0		0-0-0											
RPI	S	Opponent		Score		RPI	S	Opponent		Score		RPI	S	Opponent		Score							
18	H	Louisville		1	2	30	H	Michigan		1	2	51	A	TCU		2	3	103	H	Maryland	1	0	
20	A	Texas A&M		0	1	38	A	Iowa		1	2	73	H	Illinois		0	0	108	A	UCF	1	1	
						40	H	Penn St.		2	3	85	A	Purdue		0	0	139	H	Northwestern	1	1	
												87	H	Missouri		1	3	146	A	Minnesota	0	1	
												93	A	Indiana		0	1	162	H	Michigan St.	1	0	
																		193	H	Ohio	3	1	
																		295	H	Miami (OH)	1	0	
						LAST 10 GAMES																	
						38	A	Iowa		1	2	40	H	Penn St.		2	3						
						73	H	Illinois		0	0	103	H	Maryland		1	0						
						139	H	Northwestern		1	1	146	A	Minnesota		0	1						
						93	A	Indiana		0	1	30	H	Michigan		1	2						
						85	A	Purdue		0	0	162	H	Michigan St.		1	0						

Non-Div. I Games:

Ohio St.

Average RPI Win:	204	WON-LOST	WINNING	LAST 10	STRENGTH OF	OPP. STRENGTH	TEAM	ADJ	CONF.	ADJ CONF.			
Average RPI Loss:	74	RECORD	PCT. RANK	GAMES	SCHEDULE	OF SCHEDULE	RPI	RPI	RPI	RPI			
DIV. I ONLY		5-11-2	.33333	260	3-6-1	57	104	164	.50063	164	11	11	
DIV. I NON-CONF.		2-6-1	.27778	272	0-1-0	19	101	138	.51772	138	10	10	
<hr/>													
TOTALS	RPI 1-25	RPI 26-50		W-L RECORDS		RPI 51-100		RPI 101-150		RPI 150+			
5-11-2	0-3-0	0-0-0		OVERALL		0-5-0		1-3-0		4-0-2			
4-2-1	0-1-0	0-0-0		HOME		0-1-0		1-0-0		3-0-1			
1-9-1	0-2-0	0-0-0		AWAY		0-4-0		0-3-0		1-0-1			
0-0-0	0-0-0	0-0-0		NEUTRAL		0-0-0		0-0-0		0-0-0			
<hr/>													
2-6-1	0-2-0	0-0-0		NON-CONFERENCE		0-3-0		1-1-0		1-0-1			
2-0-1	0-0-0	0-0-0		HOME		0-0-0		1-0-0		1-0-1			
0-6-0	0-2-0	0-0-		AWAY		0-3-0		0-1-0		0-0-0			
0-0-0	0-0-0	0-0-0		NEUTRAL		0-0-0		0-0-0		0-0-0			
<hr/>													
3-5-1	0-1-0	0-0-0		CONFERENCE		0-2-0		0-2-0		3-0-1			
2-2-0	0-1-0	0-0-0		HOME		0-1-0		0-0-0		2-0-0			
1-3-1	0-0-0	0-0-0		AWAY		0-1-0		0-2-0		1-0-1			
0-0-0	0-0-0	0-0-0		NEUTRAL		0-0-0		0-0-0		0-0-0			
<hr/>													
RPI S	Opponent	Score		RPI S	Opponent	Score		RPI S	Opponent	Score			
3 A	Virginia	1	8			75 A	Princeton	0	1	101 A	Elon	2	3
12 A	South Carolina	0	3			79 A	UNCW	0	1	109 A	Northeastern	1	2
22 H	Hofstra	1	2			80 H	Delaware	0	1	114 H	George Washington	2	0
						94 A	Old Dominion	0	5	139 A	Northwestern	1	2
						96 A	Liberty	2	4	171 H	High Point	1	0
										180 H	Fairleigh Dickinson	1	1
										188 A	James Madison	2	2
										209 H	Col. of Charleston	1	0
										243 A	Drexel	2	1
										283 H	Towson	2	1
<hr/>													
LAST 10 GAMES													
22 H Hofstra				1	2	80 H Delaware				0	1		
209 H Col. of Charleston				1	0	101 A Elon				2	3		
243 A Drexel				2	1	283 H Towson				2	1		
109 A Northeastern				1	2	188 A James Madison				2	2		
79 A UNCW				0	1	75 A Princeton				0	1		

Non-Div. I Games:

William & Mary

Average RPI Win: 143		WON-LOST	WINNING	LAST 10	STRENGTH OF SCHEDULE	OPP. STRENGTH OF SCHEDULE	TEAM RPI	ADJ RPI	CONF. RPI	ADJ CONF. RPI		
Average RPI Loss: 59		RECORD	PCT. RANK	GAMES								
DIV. I ONLY		5-9-3	.38235	238	2-6-2	110	38	166	.4999	165	2	2
DIV. I NON-CONF.		3-4-1	.4375	197	0-1-0	192	131	192	.4802	190	2	2
<hr/>												
TOTALS		RPI 1-25	RPI 26-50		W-L RECORDS	RPI 51-100		RPI 101-150		RPI 150+		
5-9-3		0-2-0	1-3-0		OVERALL	1-1-0		0-3-1		3-0-2		
4-2-2		0-1-0	1-0-0		HOME	1-0-0		0-1-0		2-0-2		
1-7-1		0-1-0	0-3-0		AWAY	0-1-0		0-2-1		1-0-0		
0-0-0		0-0-0	0-0-0		NEUTRAL	0-0-0		0-0-0		0-0-0		
3-4-1		0-0-0	0-0-0		NON-CONFERENCE	0-1-0		0-3-0		3-0-1		
2-1-1		0-0-0	0-0-0		HOME	0-0-0		0-1-0		2-0-1		
1-3-0		0-0-0	0-0-		AWAY	0-1-0		0-2-0		1-0-0		
0-0-0		0-0-0	0-0-0		NEUTRAL	0-0-0		0-0-0		0-0-0		
2-5-2		0-2-0	1-3-0		CONFERENCE	1-0-0		0-0-1		0-0-1		
2-1-1		0-1-0	1-0-0		HOME	1-0-0		0-0-0		0-0-1		
0-4-1		0-1-0	0-3-0		AWAY	0-0-0		0-0-1		0-0-0		
0-0-0		0-0-0	0-0-0		NEUTRAL	0-0-0		0-0-0		0-0-0		
RPI	S	Opponent	Score	RPI	S	Opponent	Score	RPI	S	Opponent	Score	
2	H	North Carolina	1 <div>3</div>	29	A	Clemson	2 <div>3</div>	57	H	Boston College	2 1	
4	A	Florida St.	0 <div>1</div>	31	H	NC State	2 1	96	A	Liberty	0 <div>1</div>	
				37	A	Notre Dame	0 <div>4</div>					
				47	A	Wake Forest	2 <div>3</div>					

Non-Div. I Games:

Pittsburgh

Average RPI Win:	241	WON-LOST RECORD	WINNING PCT. RANK	LAST 10 GAMES	STRENGTH OF SCHEDULE	OPP. STRENGTH OF SCHEDULE	TEAM RPI	ADJ RPI	CONF. RPI	ADJ CONF. RPI					
DIV. I ONLY		9-7-2	.55556	148	5-4-1	185	243	165	.49987	166	15	15			
DIV. I NON-CONF.		4-3-1	.5625	135	0	231	278	180	.48523	181	19	19			
<hr/>															
TOTALS	RPI 1-25	RPI 26-50		W-L RECORDS		RPI 51-100		RPI 101-150		RPI 150+					
9-7-2	0-0-0	0-0-0		OVERALL		0-1-0		1-3-0		8-3-2					
6-3-0	0-0-0	0-0-0		HOME		0-1-0		0-1-0		6-1-0					
3-4-2	0-0-0	0-0-0		AWAY		0-0-0		1-2-0		2-2-2					
0-0-0	0-0-0	0-0-0		NEUTRAL		0-0-0		0-0-0		0-0-0					
<hr/>															
4-3-1	0-0-0	0-0-0		NON-CONFERENCE		0-0-0		1-0-0		3-3-1					
3-1-0	0-0-0	0-0-0		HOME		0-0-0		0-0-0		3-1-0					
1-2-1	0-0-0	0-0-		AWAY		0-0-0		1-0-0		0-2-1					
0-0-0	0-0-0	0-0-0		NEUTRAL		0-0-0		0-0-0		0-0-0					
<hr/>															
5-4-1	0-0-0	0-0-0		CONFERENCE		0-1-0		0-3-0		5-0-1					
3-2-0	0-0-0	0-0-0		HOME		0-1-0		0-1-0		3-0-0					
2-2-1	0-0-0	0-0-0		AWAY		0-0-0		0-2-0		2-0-1					
0-0-0	0-0-0	0-0-0		NEUTRAL		0-0-0		0-0-0		0-0-0					
<hr/>															
RPI	S	Opponent	Score	RPI	S	Opponent	Score	RPI	S	Opponent	Score				
				88 H South Alabama				0	1	118 A Arkansas St.		0	1		
										127 A UTSA	1	0			
										128 H Troy	0	1			
										135 A Georgia St.	0	1			
										168 A Coastal Caro.	2	0			
										172 A UTEP	1	2			
										183 A Northwestern St.	0	1			
										194 H McNeese	0	1			
										216 A Little Rock	0	0			
										218 H Louisiana	1	0			
										239 H Incarnate Word	1	0			
										253 H Appalachian St.	2	0			
										259 H Ga. Southern	3	0			
										279 A New Mexico St.	1	1			
										287 H Prairie View	1	0			
										303 A La.-Monroe	5	0			
										314 H Houston Baptist	2	1			
				<hr/>											
								LAST 10 GAMES							
								259 H Ga. Southern				3	0	253 H Appalachian St.	
				128 H Troy				0	1	303 A La.-Monroe				5	0
				135 A Georgia St.				0	1	118 A Arkansas St.				0	1
				168 A Coastal Caro.				2	0	216 A Little Rock				0	0
				218 H Louisiana				1	0	88 H South Alabama				0	1

Non-Div. I Games:

Texas St.

Average RPI Win:		279	WON-LOST	WINNING	LAST 10	STRENGTH OF		OPP. STRENGTH	TEAM	ADJ	CONF.	ADJ CONF.
Average RPI Loss:		89	RECORD	PCT. RANK	GAMES	SCHEDULE		OF SCHEDULE	RPI	RPI	RPI	RPI
DIV. I ONLY			5-8-3	.40625	228	3-4-3		76	222	167	.49959	167
DIV. I NON-CONF.			3-6-1	.35	241	1-2-1		88	203	174	.48937	174
TOTALS		RPI 1-25	RPI 26-50		W-L RECORDS		RPI 51-100		RPI 101-150		RPI 150+	
5-8-3		0-2-0	0-1-0		OVERALL		0-2-0		0-2-2		5-1-1	
3-4-2		0-0-0	0-1-0		HOME		0-2-0		0-1-1		3-0-1	
2-4-1		0-2-0	0-0-0		AWAY		0-0-0		0-1-1		2-1-0	
0-0-0		0-0-0	0-0-0		NEUTRAL		0-0-0		0-0-0		0-0-0	
3-6-1		0-2-0	0-1-0		NON-CONFERENCE		0-2-0		0-1-1		3-0-0	
3-3-0		0-0-0	0-1-0		HOME		0-2-0		0-0-0		3-0-0	
0-3-1		0-2-0	0-0-		AWAY		0-0-0		0-1-1		0-0-0	
0-0-0		0-0-0	0-0-0		NEUTRAL		0-0-0		0-0-0		0-0-0	
2-2-2		0-0-0	0-0-0		CONFERENCE		0-0-0		0-1-1		2-1-1	
0-1-2		0-0-0	0-0-0		HOME		0-0-0		0-1-1		0-0-1	
2-1-0		0-0-0	0-0-0		AWAY		0-0-0		0-0-0		2-1-0	
0-0-0		0-0-0	0-0-0		NEUTRAL		0-0-0		0-0-0		0-0-0	
RPI S	Opponent	Score	RPI S	Opponent	Score	RPI S	Opponent	Score	RPI S	Opponent	Score	
15 A	Texas Tech	0 4	45 H	Saint Louis	0 2	74 H	Rice	1 2	102 H	Denver	1 1	
16 A	Oklahoma St.	0 4				98 H	UMKC	0 2	119 A	Lamar University	1 2	
									127 A	UTSA	1 1	
									129 H	South Dakota St.	0 1	
									217 A	Omaha	1 2	
									223 A	North Dakota	1 0	
									225 A	Western Ill.	1 0	
									226 H	North Dakota St.	1 1	
									281 H	Grambling	5 0	
									332 H	Ark.-Pine Bluff	7 0	
									334 H	Chicago St.	8 1	
LAST 10 GAMES												
			225 A	Western Ill.	1 0	102 H	Denver	1 1				
			217 A	Omaha	1 2	98 H	UMKC	0 2				
			223 A	North Dakota	1 0	334 H	Chicago St.	8 1				
			226 H	North Dakota St.	1 1	119 A	Lamar University	1 2				
			129 H	South Dakota St.	0 1	127 A	UTSA	1 1				

Non-Div. I Games:

Oral Roberts

Average RPI Win:		214	WON-LOST RECORD		WINNING PCT. RANK		LAST 10 GAMES		STRENGTH OF SCHEDULE		OPP. STRENGTH OF SCHEDULE		TEAM RPI		ADJ RPI		CONF. RPI		ADJ CONF. RPI	
DIV. I ONLY			7-8-2		.47059 182		5-4-1		120		204		168		.49926 168		15		15	
DIV. I NON-CONF.			2-4-1		.35714 233		0		128		176		199		.47601 199		19		19	
TOTALS		RPI 1-25		RPI 26-50		W-L RECORDS		RPI 51-100		RPI 101-150		RPI 150+								
7-8-2		0-0-0		0-1-0		OVERALL		0-2-0		3-2-0		4-3-2								
4-4-1		0-0-0		0-0-0		HOME		0-1-0		2-1-0		2-2-1								
3-4-1		0-0-0		0-1-0		AWAY		0-1-0		1-1-0		2-1-1								
0-0-0		0-0-0		0-0-0		NEUTRAL		0-0-0		0-0-0		0-0-0								
2-4-1		0-0-0		0-1-0		NON-CONFERENCE		0-1-0		0-2-0		2-0-1								
1-1-1		0-0-0		0-0-0		HOME		0-0-0		0-1-0		1-0-1								
1-3-0		0-0-0		0-0-		AWAY		0-1-0		0-1-0		1-0-0								
0-0-0		0-0-0		0-0-0		NEUTRAL		0-0-0		0-0-0		0-0-0								
5-4-1		0-0-0		0-0-0		CONFERENCE		0-1-0		3-0-0		2-3-1								
3-3-0		0-0-0		0-0-0		HOME		0-1-0		2-0-0		1-2-0								
2-1-1		0-0-0		0-0-0		AWAY		0-0-0		1-0-0		1-1-1								
0-0-0		0-0-0		0-0-0		NEUTRAL		0-0-0		0-0-0		0-0-0								
RPI	S	Opponent		Score		RPI	S	Opponent		Score		RPI	S	Opponent		Score				
29	A	Clemson		0	6	79	A	UNCW		1	3	118	A	Arkansas St.		2	1			
						88	H	South Alabama		2	3	122	H	North Florida		0	2			
												125	A	Campbell		0	2			
												128	H	Troy		2	1			
												135	H	Georgia St.		2	0			
												166	H	Texas St.		0	2			
												204	H	Richmond		3	3			
												216	A	Little Rock		0	0			
												218	A	Louisiana		1	3			
												240	A	Gardner-Webb		3	1			
												253	H	Appalachian St.		1	0			
												259	H	Ga. Southern		0	1			
												303	A	La.-Monroe		1	0			
												318	H	Jacksonville		3	1			
LAST 10 GAMES																				
303	A	La.-Monroe		1	0	218	A	Louisiana		1	3									
118	A	Arkansas St.		2	1	216	A	Little Rock		0	0									
166	H	Texas St.		0	2	253	H	Appalachian St.		1	0									
88	H	South Alabama		2	3	128	H	Troy		2	1									
135	H	Georgia St.		2	0	259	H	Ga. Southern		0	1									

Non-Div. I Games:

Coastal Caro.

Average RPI Win: 227		WON-LOST	WINNING	LAST 10	STRENGTH OF		OPP. STRENGTH	TEAM	ADJ		CONF.	ADJ CONF.
Average RPI Loss: 60		RECORD	PCT. RANK	GAMES	SCHEDULE		OF SCHEDULE	RPI	RPI		RPI	RPI
DIV. I ONLY		6-9-3	.41667	220	128		66	169	.49906		3	3
DIV. I NON-CONF.		5-2-2	.66667	79	252		153	150	.51009		3	3
TOTALS		RPI 1-25	RPI 26-50		W-L RECORDS		RPI 51-100		RPI 101-150		RPI 150+	
6-9-3		0-3-0	0-2-0		OVERALL		1-3-2		1-1-1		4-0-0	
4-6-2		0-1-0	0-1-0		HOME		1-3-1		1-1-1		2-0-0	
2-3-1		0-2-0	0-1-0		AWAY		0-0-1		0-0-0		2-0-0	
0-0-0		0-0-0	0-0-0		NEUTRAL		0-0-0		0-0-0		0-0-0	
5-2-2		0-0-0	0-0-0		NON-CONFERENCE		0-1-1		1-1-1		4-0-0	
3-2-2		0-0-0	0-0-0		HOME		0-1-1		1-1-1		2-0-0	
2-0-0		0-0-0	0-0-		AWAY		0-0-0		0-0-0		2-0-0	
0-0-0		0-0-0	0-0-0		NEUTRAL		0-0-0		0-0-0		0-0-0	
1-7-1		0-3-0	0-2-0		CONFERENCE		1-2-1		0-0-0		0-0-0	
1-4-0		0-1-0	0-1-0		HOME		1-2-0		0-0-0		0-0-0	
0-3-1		0-2-0	0-1-0		AWAY		0-0-1		0-0-0		0-0-0	
0-0-0		0-0-0	0-0-0		NEUTRAL		0-0-0		0-0-0		0-0-0	
RPI S	Opponent	Score	RPI S	Opponent	Score	RPI S	Opponent	Score	RPI S	Opponent	Score	
12 H	South Carolina	0 1	42 H	Vanderbilt	0 1	65 A	Georgia	1 1	112 H	Western Ky.	0 0	
20 A	Texas A&M	1 6	48 A	Tennessee	0 2	70 H	Mississippi St.	1 2	142 H	Northern Ky.	1 0	
21 A	Florida	2 4				81 H	Auburn	1 2	150 H	Central Mich.	1 2	
						87 H	Missouri	2 1	252 A	George Mason	4 2	
						93 H	Indiana	0 1	270 A	Eastern Ky.	2 0	
						100 H	Bowling Green	3 3	295 H	Miami (OH)	3 0	
									317 H	Youngstown St.	3 0	
LAST 10 GAMES												
			42 H	Vanderbilt	0 1	48 A	Tennessee	0 2				
			65 A	Georgia	1 1	70 H	Mississippi St.	1 2				
			87 H	Missouri	2 1	20 A	Texas A&M	1 6				
			21 A	Florida	2 4	150 H	Central Mich.	1 2				
			12 H	South Carolina	0 1	81 H	Auburn	1 2				

Non-Div. I Games:

Kentucky

Average RPI Win: 211		WON-LOST RECORD	WINNING PCT. RANK		LAST 10 GAMES	STRENGTH OF SCHEDULE	OPP. STRENGTH OF SCHEDULE	TEAM RPI	ADJ RPI	CONF. RPI	ADJ CONF. RPI												
Average RPI Loss: 113																							
DIV. I ONLY		10-5-3	.63889	91	5-4-1	308	89	170	.49856	170	17	17											
DIV. I NON-CONF.		6-3-3	.625	97	1-2-1	263	66	155	.50447	155	14	14											
<hr/>																							
TOTALS		RPI 1-25		RPI 26-50		W-L RECORDS		RPI 51-100		RPI 101-150		RPI 150+											
10-5-3		0-1-0		0-1-0		OVERALL		0-0-0		1-2-1		9-1-2											
5-2-2		0-0-0		0-1-0		HOME		0-0-0		1-1-0		4-0-2											
4-3-1		0-1-0		0-0-0		AWAY		0-0-0		0-1-1		4-1-0											
1-0-0		0-0-0		0-0-0		NEUTRAL		0-0-0		0-0-0		1-0-0											
6-3-3		0-1-0		0-1-0		NON-CONFERENCE		0-0-0		0-1-1		6-0-2											
2-2-2		0-0-0		0-1-0		HOME		0-0-0		0-1-0		2-0-2											
3-1-1		0-1-0		0-0-		AWAY		0-0-0		0-0-1		3-0-0											
1-0-0		0-0-0		0-0-0		NEUTRAL		0-0-0		0-0-0		1-0-0											
4-2-0		0-0-0		0-0-0		CONFERENCE		0-0-0		1-1-0		3-1-0											
3-0-0		0-0-0		0-0-0		HOME		0-0-0		1-0-0		2-0-0											
1-2-0		0-0-0		0-0-0		AWAY		0-0-0		0-1-0		1-1-0											
0-0-0		0-0-0		0-0-0		NEUTRAL		0-0-0		0-0-0		0-0-0											
RPI	S	Opponent		Score		RPI	S	Opponent		Score		RPI	S	Opponent		Score							
20	A	Texas A&M		0 4		49	H	Pepperdine		0 1		102	H	Denver		0 1							
						130	H	UC Santa Barbara		1 0		133	A	Arizona St.		1 1							
						140	A	Hawaii		1 2		152	H	San Diego		1 0		175	H	Eastern Wash.		1 0	
						181	A	UNLV		1 0		186	H	Kansas St.		0 0		192	H	UC Irvine		1 0	
						221	H	Cal Poly		2 0		222	A	Houston		2 1		241	H	CSU Bakersfield		1 1	
						255	A	UC Davis		1 2		262	A	UC Riverside		3 1		269	A	Grand Canyon		2 0	
						308	N	Southern Utah		4 0													
						LAST 10 GAMES																	
						255	A	UC Davis		1 2		140	A	Hawaii		1 2							
						192	H	UC Irvine		1 0		102	H	Denver		0 1							
						130	H	UC Santa Barbara		1 0		49	H	Pepperdine		0 1							
						221	H	Cal Poly		2 0		269	A	Grand Canyon		2 0							
						262	A	UC Riverside		3 1		133	A	Arizona St.		1 1							

Non-Div. I Games:

CSUN

Average RPI Win:		241	WON-LOST RECORD		WINNING PCT. RANK		LAST 10 GAMES		STRENGTH OF SCHEDULE		OPP. STRENGTH OF SCHEDULE		TEAM RPI	ADJ RPI		CONF. RPI	ADJ CONF. RPI	
DIV. I ONLY			9-6-2		.58824	115	8-0-2		238		208		171	.49773	171	29	29	
DIV. I NON-CONF.			1-6-0		.14286	311	0		179		21		280	.42249	279	29	29	
TOTALS		RPI 1-25		RPI 26-50		W-L RECORDS		RPI 51-100		RPI 101-150		RPI 150+						
9-6-2		0-0-0		0-1-0		OVERALL		1-0-0		1-3-0		7-2-2						
5-1-1		0-0-0		0-0-0		HOME		1-0-0		1-1-0		3-0-1						
4-5-1		0-0-0		0-1-0		AWAY		0-0-0		0-2-0		4-2-1						
0-0-0		0-0-0		0-0-0		NEUTRAL		0-0-0		0-0-0		0-0-0						
1-6-0		0-0-0		0-1-0		NON-CONFERENCE		1-0-0		0-3-0		0-2-0						
1-1-0		0-0-0		0-0-0		HOME		1-0-0		0-1-0		0-0-0						
0-5-0		0-0-0		0-0-		AWAY		0-0-0		0-2-0		0-2-0						
0-0-0		0-0-0		0-0-0		NEUTRAL		0-0-0		0-0-0		0-0-0						
8-0-2		0-0-0		0-0-0		CONFERENCE		0-0-0		1-0-0		7-0-2						
4-0-1		0-0-0		0-0-0		HOME		0-0-0		1-0-0		3-0-1						
4-0-1		0-0-0		0-0-0		AWAY		0-0-0		0-0-0		4-0-1						
0-0-0		0-0-0		0-0-0		NEUTRAL		0-0-0		0-0-0		0-0-0						
RPI	S	Opponent		Score		RPI	S	Opponent		Score		RPI	S	Opponent		Score		
				33	A	West Virginia	0	3	89	H	UNC Greensboro	2	1	101	A	Elon	0	1
														107	A	Western Caro.	1	2
														110	H	VCU	0	1
														125	H	Campbell	1	0
														164	A	William & Mary	0	1
														178	H	Radford	3	0
														206	A	Marshall	1	3
														240	A	Gardner-Webb	1	0
														248	A	Longwood	0	0
														254	H	Winthrop	3	0
														272	H	Charleston So.	2	2
														307	A	Presbyterian	3	1
														313	A	UNC Asheville	2	1
														329	H	Hampton	6	2
														330	A	USC Upstate	3	0
				LAST 10 GAMES														
				248	A	Longwood	0	0	329	H	Hampton	6	2					
				254	H	Winthrop	3	0	313	A	UNC Asheville	2	1					
				307	A	Presbyterian	3	1	330	A	USC Upstate	3	0					
				178	H	Radford	3	0	125	H	Campbell	1	0					
				240	A	Gardner-Webb	1	0	272	H	Charleston So.	2	2					

Non-Div. I Games:

High Point

Average RPI Win: 223		WON-LOST	WINNING	LAST 10	STRENGTH OF	OPP. STRENGTH	TEAM	ADJ	CONF.	ADJ CONF.		
Average RPI Loss: 128		RECORD	PCT. RANK	GAMES	SCHEDULE	OF SCHEDULE	RPI	RPI	RPI	RPI		
DIV. I ONLY		8-6-3	.55882	139	5-4-1	232	139	172	.49736	172	10	10
DIV. I NON-CONF.		4-2-2	.625	97	0-1-0	249	211	163	.49872	163	11	11
<hr/>												
TOTALS		RPI 1-25		RPI 26-50		W-L RECORDS		RPI 51-100		RPI 101-150		RPI 150+
8-6-3		0-0-0		0-0-0		OVERALL		1-1-1		1-4-0		6-1-2
4-3-1		0-0-0		0-0-0		HOME		0-0-0		1-2-0		3-1-1
4-3-2		0-0-0		0-0-0		AWAY		1-1-1		0-2-0		3-0-1
0-0-0		0-0-0		0-0-0		NEUTRAL		0-0-0		0-0-0		0-0-0
<hr/>												
4-2-2		0-0-0		0-0-0		NON-CONFERENCE		0-0-0		0-2-0		4-0-2
2-1-1		0-0-0		0-0-0		HOME		0-0-0		0-1-0		2-0-1
2-1-1		0-0-0		0-0-		AWAY		0-0-0		0-1-0		2-0-1
0-0-0		0-0-0		0-0-0		NEUTRAL		0-0-0		0-0-0		0-0-0
<hr/>												
4-4-1		0-0-0		0-0-0		CONFERENCE		1-1-1		1-2-0		2-1-0
2-2-0		0-0-0		0-0-0		HOME		0-0-0		1-1-0		1-1-0
2-2-1		0-0-0		0-0-0		AWAY		1-1-1		0-1-0		1-0-0
0-0-0		0-0-0		0-0-0		NEUTRAL		0-0-0		0-0-0		0-0-0
<hr/>												
RPI	S	Opponent	Score	RPI	S	Opponent	Score	RPI	S	Opponent	Score	
						78 A Charlotte	0 1			112 H Western Ky.	0 1	
						94 A Old Dominion	2 0			120 H Abilene Christian	1 2	
						97 A UAB	0 0			123 A Utah Valley	1 2	
										145 A Middle Tenn.	1 6	
										148 H Louisiana Tech	2 0	
										166 H Texas St.	2 1	
										189 H Southern Miss.	1 3	
										191 A UTRGV	0 0	
										206 A Marshall	3 2	
										212 H Wyoming	2 2	
										269 A Grand Canyon	2 1	
										279 A New Mexico St.	2 1	
										308 H Southern Utah	2 0	
										315 H FIU	3 1	
<hr/>												
LAST 10 GAMES												
						94 A Old Dominion	2 0			145 A Middle Tenn.	1 6	
						78 A Charlotte	0 1			97 A UAB	0 0	
						189 H Southern Miss.	1 3			206 A Marshall	3 2	
						148 H Louisiana Tech	2 0			315 H FIU	3 1	
						112 H Western Ky.	0 1			123 A Utah Valley	1 2	

Non-Div. I Games: Southwest (NM) 2 0

UTEP

Average RPI Win:		213	WON-LOST RECORD		WINNING PCT. RANK		LAST 10 GAMES		STRENGTH OF SCHEDULE		OPP. STRENGTH OF SCHEDULE		TEAM RPI		ADJ RPI		CONF. RPI		ADJ CONF. RPI	
DIV. I ONLY			5-10-2		.35294 250		2-7-1		74		126		179		.49642 173		9		9	
DIV. I NON-CONF.			3-5-1		.38889 214		0-2-0		106		148		162		.50128 160		9		9	
TOTALS		RPI 1-25		RPI 26-50		W-L RECORDS		RPI 51-100		RPI 101-150		RPI 150+								
5-10-2		0-1-1		0-2-0		OVERALL		1-3-0		1-1-0		3-3-1								
1-4-2		0-0-1		0-2-0		HOME		0-1-0		0-1-0		1-0-1								
4-6-0		0-1-0		0-0-0		AWAY		1-2-0		1-0-0		2-3-0								
0-0-0		0-0-0		0-0-0		NEUTRAL		0-0-0		0-0-0		0-0-0								
3-5-1		0-1-0		0-1-0		NON-CONFERENCE		1-2-0		0-0-0		2-1-1								
0-2-1		0-0-0		0-1-0		HOME		0-1-0		0-0-0		0-0-1								
3-3-0		0-1-0		0-0-		AWAY		1-1-0		0-0-0		2-1-0								
0-0-0		0-0-0		0-0-0		NEUTRAL		0-0-0		0-0-0		0-0-0								
2-5-1		0-0-1		0-1-0		CONFERENCE		0-1-0		1-1-0		1-2-0								
1-2-1		0-0-1		0-1-0		HOME		0-0-0		0-1-0		1-0-0								
1-3-0		0-0-0		0-0-0		AWAY		0-1-0		1-0-0		0-2-0								
0-0-0		0-0-0		0-0-0		NEUTRAL		0-0-0		0-0-0		0-0-0								
RPI	S	Opponent		Score		RPI	S	Opponent		Score		RPI	S	Opponent		Score				
3	A	Virginia		0	4	27	H	South Fla.		1	3	69	A	SMU		0	4			
25	H	Memphis		1	1	31	H	NC State		2	5	78	A	Charlotte		1	0			
												89	A	UNC Greensboro		0	1			
												94	H	Old Dominion		1	2			
														108 H UCF		0	1			
														126 A UConn		1	0			
														178 A Radford		0	1			
														204 H Richmond		1	1			
														222 A Houston		0	1			
														227 A Temple		0	1			
														228 H Tulsa		3	0			
														313 A UNC Asheville		5	0			
														322 A VMI		3	0			
LAST 10 GAMES																				
						27	H	South Fla.		1	3	228	H	Tulsa		3	0			
						108	H	UCF		0	1	227	A	Temple		0	1			
						69	A	SMU		0	4	126	A	UConn		1	0			
						222	A	Houston		0	1	89	A	UNC Greensboro		0	1			
						25	H	Memphis		1	1	31	H	NC State		2	5			

Non-Div. I Games:

East Carolina

Average RPI Win: 242		WON-LOST	WINNING	LAST 10	STRENGTH OF		OPP. STRENGTH	TEAM	ADJ	CONF.	ADJ CONF.
Average RPI Loss: 96		RECORD	PCT. RANK	GAMES	SCHEDULE		OF SCHEDULE	RPI	RPI	RPI	RPI
DIV. I ONLY		7-8-3	.47222	175	5-3-2		145	124	173	.49599	174
DIV. I NON-CONF.		2-5-1	.3125	256	0		157	118	227	.46001	228
TOTALS		RPI 1-25	RPI 26-50		W-L RECORDS		RPI 51-100		RPI 101-150		RPI 150+
7-8-3		0-1-0	0-1-0		OVERALL		0-4-1		0-1-1		7-1-1
6-2-1		0-0-0	0-0-0		HOME		0-1-0		0-0-0		6-1-1
1-6-2		0-1-0	0-1-0		AWAY		0-3-1		0-1-1		1-0-0
0-0-0		0-0-0	0-0-0		NEUTRAL		0-0-0		0-0-0		0-0-0
2-5-1		0-1-0	0-0-0		NON-CONFERENCE		0-3-1		0-0-0		2-1-0
2-2-0		0-0-0	0-0-0		HOME		0-1-0		0-0-0		2-1-0
0-3-1		0-1-0	0-0-		AWAY		0-2-1		0-0-0		0-0-0
0-0-0		0-0-0	0-0-0		NEUTRAL		0-0-0		0-0-0		0-0-0
5-3-2		0-0-0	0-1-0		CONFERENCE		0-1-0		0-1-1		5-0-1
4-0-1		0-0-0	0-0-0		HOME		0-0-0		0-0-0		4-0-1
1-3-1		0-0-0	0-1-0		AWAY		0-1-0		0-1-1		1-0-0
0-0-0		0-0-0	0-0-0		NEUTRAL		0-0-0		0-0-0		0-0-0
RPI S	Opponent	Score	RPI S	Opponent	Score	RPI S	Opponent	Score	RPI S	Opponent	Score
18 A	Louisville	2 5	45 A	Saint Louis	1 4	53 A	Xavier	0 0	104 A	Massachusetts	1 1
						60 H	DePaul	0 1	110 A	VCU	0 1
						71 A	La Salle	2 3	187 H	Davidson	3 2
						73 A	Illinois	2 3	200 H	Fordham	3 0
						100 A	Bowling Green	1 2	219 H	Duquesne	2 1
									233 H	Rhode Island	0 0
									252 H	George Mason	2 0
									263 H	Eastern Mich.	1 0
									277 A	St. Bonaventure	1 0
									289 H	Indiana St.	0 1
									295 H	Miami (OH)	5 1
LAST 10 GAMES											
	71 A	La Salle	2	3		187 H	Davidson	3	2		
	200 H	Fordham	3	0		277 A	St. Bonaventure	1	0		
	110 A	VCU	0	1		45 A	Saint Louis	1	4		
	219 H	Duquesne	2	1		233 H	Rhode Island	0	0		
	104 A	Massachusetts	1	1		252 H	George Mason	2	0		

Non-Div. I Games:

Dayton

Average RPI Win: 278		WON-LOST	WINNING	LAST 10	STRENGTH OF		OPP. STRENGTH	TEAM	ADJ	CONF.	ADJ CONF.
Average RPI Loss: 139		RECORD	PCT. RANK	GAMES	SCHEDULE		OF SCHEDULE	RPI	RPI	RPI	RPI
DIV. I ONLY		9-6-2	.58824	115	7-2-1		226	283	175	.49577	175
DIV. I NON-CONF.		3-5-1	.38889	214	1-1-0		75	264	161	.49978	162
TOTALS		RPI 1-25	RPI 26-50		W-L RECORDS		RPI 51-100		RPI 101-150		RPI 150+
9-6-2	0-0-0	0-0-0		OVERALL		0-2-1		0-1-0		9-3-1	
3-2-2	0-0-0	0-0-0		HOME		0-1-1		0-0-0		3-1-1	
6-4-0	0-0-0	0-0-0		AWAY		0-1-0		0-1-0		6-2-0	
0-0-0	0-0-0	0-0-0		NEUTRAL		0-0-0		0-0-0		0-0-0	
3-5-1	0-0-0	0-0-0		NON-CONFERENCE		0-2-1		0-1-0		3-2-0	
0-2-1	0-0-0	0-0-0		HOME		0-1-1		0-0-0		0-1-0	
3-3-0	0-0-0	0-0-0		AWAY		0-1-0		0-1-0		3-1-0	
0-0-0	0-0-0	0-0-0		NEUTRAL		0-0-0		0-0-0		0-0-0	
6-1-1	0-0-0	0-0-0		CONFERENCE		0-0-0		0-0-0		6-1-1	
3-0-1	0-0-0	0-0-0		HOME		0-0-0		0-0-0		3-0-1	
3-1-0	0-0-0	0-0-0		AWAY		0-0-0		0-0-0		3-1-0	
0-0-0	0-0-0	0-0-0		NEUTRAL		0-0-0		0-0-0		0-0-0	
RPI S	Opponent	Score	RPI S	Opponent	Score	RPI S	Opponent	Score	RPI S	Opponent	Score
						70 H	Mississippi St.	0 1	129 A	South Dakota St.	0 1
						82 A	Boise St.	2 5	159 A	Sacramento St.	0 1
						90 H	Colorado St.	1 1	170 A	CSUN	0 1
									224 A	South Dakota	2 1
									226 H	North Dakota St.	2 4
									241 A	CSU Bakersfield	3 2
									257 H	Northern Colo.	1 1
									266 A	Nevada	1 0
									267 H	Northern Ariz.	2 0
									285 A	Weber St.	1 0
									286 H	Idaho	3 1
									305 A	Portland St.	4 1
									308 H	Southern Utah	3 0
									320 A	Idaho St.	3 0
LAST 10 GAMES											
						159 A	Sacramento St.	0 1	320 A	Idaho St.	3 0
						305 A	Portland St.	4 1	286 H	Idaho	3 1
						267 H	Northern Ariz.	2 0	257 H	Northern Colo.	1 1
						308 H	Southern Utah	3 0	226 H	North Dakota St.	2 4
						285 A	Weber St.	1 0	224 A	South Dakota	2 1

Non-Div. I Games:

Eastern Wash.

Average RPI Win:	235	WON-LOST RECORD	WINNING PCT. RANK	LAST 10 GAMES	STRENGTH OF SCHEDULE	OPP. STRENGTH OF SCHEDULE	TEAM RPI	ADJ RPI	CONF. RPI	ADJ CONF. RPI							
DIV. I ONLY	8-5-5	.58333	125	6-2-2	242	196	174	.49574	176	27	27						
DIV. I NON-CONF.	2-3-3	.4375	197	0	187	97	181	.48442	183	25	25						
<hr/>																	
TOTALS	RPI 1-25	RPI 26-50		W-L RECORDS		RPI 51-100		RPI 101-150		RPI 150+							
8-5-5	0-0-0	0-0-0		OVERALL		0-2-0		2-2-1		6-1-4							
3-2-3	0-0-0	0-0-0		HOME		0-1-0		1-0-1		2-1-2							
5-3-2	0-0-0	0-0-0		AWAY		0-1-0		1-2-0		4-0-2							
0-0-0	0-0-0	0-0-0		NEUTRAL		0-0-0		0-0-0		0-0-0							
<hr/>																	
2-3-3	0-0-0	0-0-0		NON-CONFERENCE		0-2-0		2-1-0		0-0-3							
1-1-1	0-0-0	0-0-0		HOME		0-1-0		1-0-0		0-0-1							
1-2-2	0-0-0	0-0-		AWAY		0-1-0		1-1-0		0-0-2							
0-0-0	0-0-0	0-0-0		NEUTRAL		0-0-0		0-0-0		0-0-0							
<hr/>																	
6-2-2	0-0-0	0-0-0		CONFERENCE		0-0-0		0-1-1		6-1-1							
2-1-2	0-0-0	0-0-0		HOME		0-0-0		0-0-1		2-1-1							
4-1-0	0-0-0	0-0-0		AWAY		0-0-0		0-1-0		4-0-0							
0-0-0	0-0-0	0-0-0		NEUTRAL		0-0-0		0-0-0		0-0-0							
<hr/>																	
RPI S	Opponent	Score	RPI S	Opponent	Score	RPI S	Opponent	Score	RPI S	Opponent	Score						
						70 A	Mississippi St.	0	3	107 A	Western Caro.	4	5				
						93 H	Indiana	1	2	118 H	Arkansas St.	3	1				
										121 A	Murray St.	1	5				
										124 H	Southeast Mo. St.	2	2				
										145 A	Middle Tenn.	2	1				
										184 A	Wright St.	2	2				
										215 A	Tennessee Tech	2	1				
										216 H	Little Rock	0	0				
										236 H	SIUE	0	3				
										260 A	Austin Peay	2	0				
										261 H	Belmont	1	0				
										270 A	Eastern Ky.	4	1				
										282 A	Evansville	1	1				
										292 H	Eastern Ill.	0	0				
										298 A	Morehead St.	2	1				
										316 H	Jacksonville St.	4	0				
						<hr/>											
									LAST 10 GAMES								
			316 H Jacksonville St.			4	0	236 H SIUE			0	3					
			215 A Tennessee Tech			2	1	260 A Austin Peay			2	0					
			124 H Southeast Mo. St.			2	2	121 A Murray St.			1	5					
			270 A Eastern Ky.			4	1	261 H Belmont			1	0					
			298 A Morehead St.			2	1	292 H Eastern Ill.			0	0					

Non-Div. I Games:

UT Martin

Average RPI Win: 248		WON-LOST	WINNING	LAST 10	STRENGTH OF		OPP. STRENGTH	TEAM	ADJ		CONF.	ADJ CONF.	
Average RPI Loss: 109		RECORD	PCT. RANK	GAMES	SCHEDULE		OF SCHEDULE	RPI	RPI		RPI	RPI	
DIV. I ONLY		7-8-1	.46875	189	6-4-0		141	156	177	.49486	177	20	20
DIV. I NON-CONF.		3-6-1	.35	241	2-2-0		62	154	156	.50371	156	16	17
TOTALS		RPI 1-25	RPI 26-50		W-L RECORDS		RPI 51-100		RPI 101-150		RPI 150+		
7-8-1	0-0-0	0-2-0		OVERALL		0-2-1		1-2-0		6-2-0			
5-4-1	0-0-0	0-0-0		HOME		0-2-1		1-0-0		4-2-0			
2-4-0	0-0-0	0-2-0		AWAY		0-0-0		0-2-0		2-0-0			
0-0-0	0-0-0	0-0-0		NEUTRAL		0-0-0		0-0-0		0-0-0			
3-6-1	0-0-0	0-2-0		NON-CONFERENCE		0-1-1		1-1-0		2-2-0			
2-3-1	0-0-0	0-0-0		HOME		0-1-1		1-0-0		1-2-0			
1-3-0	0-0-0	0-0-		AWAY		0-0-0		0-1-0		1-0-0			
0-0-0	0-0-0	0-0-0		NEUTRAL		0-0-0		0-0-0		0-0-0			
4-2-0	0-0-0	0-0-0		CONFERENCE		0-1-0		0-1-0		4-0-0			
3-1-0	0-0-0	0-0-0		HOME		0-1-0		0-0-0		3-0-0			
1-1-0	0-0-0	0-0-0		AWAY		0-0-0		0-1-0		1-0-0			
0-0-0	0-0-0	0-0-0		NEUTRAL		0-0-0		0-0-0		0-0-0			
RPI S	Opponent	Score	RPI S	Opponent	Score	RPI S	Opponent	Score	RPI S	Opponent	Score		
			36 A	Colorado	0 2	54 H	Baylor	0 1	102 A	Denver	0 2		
			45 A	Saint Louis	0 3	76 H	Loyola Chicago	0 3	117 A	Missouri St.	0 1		
						98 H	UMKC	1 1	129 H	South Dakota St.	1 0		
									217 H	Omaha	0 1		
									224 H	South Dakota	1 2		
									225 A	Western Ill.	1 0		
									226 H	North Dakota St.	2 1		
									264 H	UNI	2 0		
									282 A	Evansville	1 0		
									289 H	Indiana St.	1 0		
									318 H	Valparaiso	3 0		
			LAST 10 GAMES										
			318 H	Valparaiso	3 0	76 H	Loyola Chicago	0 3					
			289 H	Indiana St.	1 0	217 H	Omaha	0 1					
			264 H	UNI	2 0	225 A	Western Ill.	1 0					
			282 A	Evansville	1 0	224 H	South Dakota	1 2					
			117 A	Missouri St.	0 1	226 H	North Dakota St.	2 1					

Non-Div. I Games:

Drake

Average RPI Win: 284		WON-LOST	WINNING	LAST 10	STRENGTH OF	OPP. STRENGTH	TEAM	ADJ	CONF.	ADJ CONF.		
Average RPI Loss: 150		RECORD	PCT. RANK	GAMES	SCHEDULE	OF SCHEDULE	RPI	RPI	RPI	RPI		
DIV. I ONLY		13-5-0	.72222	45	7-3-0	319	286	180	.49381	178	29	29
DIV. I NON-CONF.		6-2-0	.75	49	0	300	217	160	.5004	161	29	29
TOTALS		RPI 1-25	RPI 26-50		W-L RECORDS		RPI 51-100		RPI 101-150		RPI 150+	
13-5-0	0-0-0	0-0-0		OVERALL		0-0-0		0-3-0		13-2-0		
7-1-0	0-0-0	0-0-0		HOME		0-0-0		0-1-0		7-0-0		
6-4-0	0-0-0	0-0-0		AWAY		0-0-0		0-2-0		6-2-0		
0-0-0	0-0-0	0-0-0		NEUTRAL		0-0-0		0-0-0		0-0-0		
6-2-0	0-0-0	0-0-0		NON-CONFERENCE		0-0-0		0-2-0		6-0-0		
2-1-0	0-0-0	0-0-0		HOME		0-0-0		0-1-0		2-0-0		
4-1-0	0-0-0	0-0-		AWAY		0-0-0		0-1-0		4-0-0		
0-0-0	0-0-0	0-0-0		NEUTRAL		0-0-0		0-0-0		0-0-0		
7-3-0	0-0-0	0-0-0		CONFERENCE		0-0-0		0-1-0		7-2-0		
5-0-0	0-0-0	0-0-0		HOME		0-0-0		0-0-0		5-0-0		
2-3-0	0-0-0	0-0-0		AWAY		0-0-0		0-1-0		2-2-0		
0-0-0	0-0-0	0-0-0		NEUTRAL		0-0-0		0-0-0		0-0-0		
RPI S	Opponent	Score	RPI S	Opponent	Score	RPI S	Opponent	Score	RPI S	Opponent	Score	
									101 H	Elon	1 2	
									107 A	Western Caro.	0 1	
									125 A	Campbell	0 1	
									171 A	High Point	0 3	
									173 H	East Carolina	1 0	
									240 H	Gardner-Webb	2 0	
									248 A	Longwood	0 1	
									253 H	Appalachian St.	3 0	
									254 H	Winthrop	1 0	
									268 A	Wofford	2 1	
									272 A	Charleston So.	2 0	
									301 A	ETSU	2 0	
									307 H	Presbyterian	2 1	
									313 H	UNC Asheville	1 0	
									322 A	VMI	1 0	
									324 A	Mt. St. Mary's	2 0	
									329 H	Hampton	4 0	
									330 A	USC Upstate	5 2	
LAST 10 GAMES												
						272 A	Charleston So.	2 0	330 A	USC Upstate	5 2	
						240 H	Gardner-Webb	2 0	313 H	UNC Asheville	1 0	
						125 A	Campbell	0 1	248 A	Longwood	0 1	
						329 H	Hampton	4 0	307 H	Presbyterian	2 1	
						171 A	High Point	0 3	254 H	Winthrop	1 0	

Non-Div. I Games:

Radford

Average RPI Win:	195	WON-LOST RECORD	WINNING PCT. RANK	LAST 10 GAMES	STRENGTH OF SCHEDULE	OPP. STRENGTH OF SCHEDULE	TEAM RPI	ADJ RPI	CONF. RPI	ADJ CONF. RPI	
DIV. I ONLY	7-9-2	.44444	200	4-5-1	134	147	181	.49318	179	13	13
DIV. I NON-CONF.	3-4-1	.4375	197	0	182	128	185	.48402	185	13	13
<hr/>											
TOTALS	RPI 1-25	RPI 26-50		W-L RECORDS	RPI 51-100		RPI 101-150		RPI 150+		
7-9-2	0-0-0	0-1-0		OVERALL	1-2-1		1-2-0		5-4-1		
5-2-1	0-0-0	0-0-0		HOME	1-1-0		1-1-0		3-0-1		
2-7-1	0-0-0	0-1-0		AWAY	0-1-1		0-1-0		2-4-0		
0-0-0	0-0-0	0-0-0		NEUTRAL	0-0-0		0-0-0		0-0-0		
<hr/>											
3-4-1	0-0-0	0-0-0		NON-CONFERENCE	0-2-1		1-0-0		2-2-0		
2-1-0	0-0-0	0-0-0		HOME	0-1-0		1-0-0		1-0-0		
1-3-1	0-0-0	0-0-		AWAY	0-1-1		0-0-0		1-2-0		
0-0-0	0-0-0	0-0-0		NEUTRAL	0-0-0		0-0-0		0-0-0		
<hr/>											
4-5-1	0-0-0	0-1-0		CONFERENCE	1-0-0		0-2-0		3-2-1		
3-1-1	0-0-0	0-0-0		HOME	1-0-0		0-1-0		2-0-1		
1-4-0	0-0-0	0-1-0		AWAY	0-0-0		0-1-0		1-2-0		
0-0-0	0-0-0	0-0-0		NEUTRAL	0-0-0		0-0-0		0-0-0		
<hr/>											
RPI S	Opponent	Score	RPI S	Opponent	Score	RPI S	Opponent	Score	RPI S	Opponent	Score
			45 A	Saint Louis	0 1	61 A	Columbia	1 2	104 H	Massachusetts	3 4
						71 H	La Salle	1 0	114 A	George Washington	0 2
						75 H	Princeton	0 1	137 H	Stony Brook	1 0
						83 A	Villanova	1 1	165 A	Pittsburgh	0 2
									187 A	Davidson	0 1
									188 H	James Madison	2 1
									200 H	Fordham	0 0
									204 A	Richmond	0 3
									211 A	Lehigh	0 2
									219 H	Duquesne	1 0
									233 H	Rhode Island	4 1
									243 A	Drexel	1 0
									277 A	St. Bonaventure	1 0
<hr/>											
LAST 10 GAMES											
	204 A	Richmond	0	3	71 H	La Salle	1	0			
	233 H	Rhode Island	4	1	45 A	Saint Louis	0	1			
	200 H	Fordham	0	0	104 H	Massachusetts	3	4			
	114 A	George Washington	0	2	277 A	St. Bonaventure	1	0			
	219 H	Duquesne	1	0	187 A	Davidson	0	1			

Non-Div. I Games:

Saint Joseph's

Average RPI Win:	290	WON-LOST	WINNING	LAST 10	STRENGTH OF	OPP. STRENGTH	TEAM	ADJ	CONF.	ADJ CONF.	
Average RPI Loss:	86	RECORD	PCT. RANK	GAMES	SCHEDULE	OF SCHEDULE	RPI	RPI	RPI	RPI	
DIV. I ONLY	7-5-5	.55882	139	6-2-2	216	253	182	.49298	180	30	30
DIV. I NON-CONF.	1-5-3	.27778	272	0-2-0	132	132	229	.45947	230	30	30
<hr/>											
TOTALS	RPI 1-25	RPI 26-50		W-L RECORDS		RPI 51-100		RPI 101-150		RPI 150+	
7-5-5	0-1-0	0-1-0		OVERALL		0-1-0		0-1-0		7-1-5	
2-1-3	0-0-0	0-0-0		HOME		0-1-0		0-0-0		2-0-3	
4-3-2	0-1-0	0-1-0		AWAY		0-0-0		0-0-0		4-1-2	
1-1-0	0-0-0	0-0-0		NEUTRAL		0-0-0		0-1-0		1-0-0	
<hr/>											
1-5-3	0-1-0	0-1-0		NON-CONFERENCE		0-1-0		0-1-0		1-1-3	
0-1-2	0-0-0	0-0-0		HOME		0-1-0		0-0-0		0-0-2	
0-3-1	0-1-0	0-0-		AWAY		0-0-0		0-0-0		0-1-1	
1-1-0	0-0-0	0-0-0		NEUTRAL		0-0-0		0-1-0		1-0-0	
<hr/>											
6-0-2	0-0-0	0-0-0		CONFERENCE		0-0-0		0-0-0		6-0-2	
2-0-1	0-0-0	0-0-0		HOME		0-0-0		0-0-0		2-0-1	
4-0-1	0-0-0	0-0-0		AWAY		0-0-0		0-0-0		4-0-1	
0-0-0	0-0-0	0-0-0		NEUTRAL		0-0-0		0-0-0		0-0-0	
<hr/>											
RPI S	Opponent	Score		RPI S	Opponent	Score		RPI S	Opponent	Score	
22 A	Hofstra	1	2	33 A	West Virginia	0	2	62 H	Monmouth	0	1
								113 N	Miami (FL)	1	4
								164 A	William & Mary	1	1
								195 H	Bryant	1	1
								196 H	Rider	0	0
								199 H	Central Conn. St.	1	0
								202 A	Binghamton	1	2
								211 H	Lehigh	1	1
								251 A	Sacred Heart	3	0
								274 A	Robert Morris	0	0
								280 A	Saint Francis (PA)	2	1
310 A	LIU Brooklyn	2	0								
326 N	Alabama St.	6	1								
328 H	Merrimack	2	1								
333 A	St. Francis Brooklyn	1	0								
<hr/>											
LAST 10 GAMES											
333 A St. Francis Brooklyn				1	0	199 H Central Conn. St.				1	0
195 H Bryant				1	1	328 H Merrimack				2	1
274 A Robert Morris				0	0	33 A West Virginia				0	2
280 A Saint Francis (PA)				2	1	310 A LIU Brooklyn				2	0
251 A Sacred Heart				3	0	202 A Binghamton				1	2

Non-Div. I Games:

Fairleigh Dickinson

UNLV

Average RPI Win: 204		WON-LOST RECORD		WINNING PCT. RANK		LAST 10 GAMES		STRENGTH OF SCHEDULE		OPP. STRENGTH OF SCHEDULE		TEAM RPI		ADJ RPI		CONF. RPI		ADJ CONF. RPI	
DIV. I ONLY		4-13-1		.25 294		1-8-1		25		165		183		.4923 181		12		12	
DIV. I NON-CONF.		3-5-0		.375 218		0		7		173		90		.55379 90		12		12	
TOTALS		RPI 1-25		RPI 26-50		W-L RECORDS		RPI 51-100		RPI 101-150		RPI 150+							
4-13-1		0-3-0		0-0-0		OVERALL		0-3-0		0-3-1		4-4-0							
2-6-0		0-0-0		0-0-0		HOME		0-1-0		0-2-0		2-3-0							
2-6-1		0-2-0		0-0-0		AWAY		0-2-0		0-1-1		2-1-0							
0-1-0		0-1-0		0-0-0		NEUTRAL		0-0-0		0-0-0		0-0-0							
3-5-0		0-3-0		0-0-0		NON-CONFERENCE		0-0-0		0-1-0		3-1-0							
1-2-0		0-0-0		0-0-0		HOME		0-0-0		0-1-0		1-1-0							
2-2-0		0-2-0		0-0-		AWAY		0-0-0		0-0-0		2-0-0							
0-1-0		0-1-0		0-0-0		NEUTRAL		0-0-0		0-0-0		0-0-0							
1-8-1		0-0-0		0-0-0		CONFERENCE		0-3-0		0-2-1		1-3-0							
1-4-0		0-0-0		0-0-0		HOME		0-1-0		0-1-0		1-2-0							
0-4-1		0-0-0		0-0-0		AWAY		0-2-0		0-1-1		0-1-0							
0-0-0		0-0-0		0-0-0		NEUTRAL		0-0-0		0-0-0		0-0-0							
RPI S	Opponent		Score		RPI S	Opponent		Score		RPI S	Opponent		Score		RPI S	Opponent		Score	
2 N	North Carolina		0	8						82 A	Boise St.		0	2	115 A	New Mexico		2	3
14 A	Duke		0	3						90 H	Colorado St.		2	5	123 H	Utah Valley		0	3
20 A	Texas A&M		0	4						99 A	San Diego St.		0	1	132 H	Air Force		1	2
															141 A	San Jose St.		1	1
															151 A	California Baptist		2	0
															153 A	Fresno St.		1	2
															155 H	Colorado Col.		2	0
															170 H	CSUN		0	1
															208 H	Utah St.		0	1
															212 H	Wyoming		2	3
															241 A	CSU Bakersfield		2	1
															267 H	Northern Ariz.		2	1
				LAST 10 GAMES															
						90 H	Colorado St.	2	5			132 H	Air Force	1	2				
						212 H	Wyoming	2	3			115 A	New Mexico	2	3				
						153 A	Fresno St.	1	2			99 A	San Diego St.	0	1				
						141 A	San Jose St.	1	1			82 A	Boise St.	0	2				
						155 H	Colorado Col.	2	0			208 H	Utah St.	0	1				

Non-Div. I Games:

UNLV

Average RPI Win: 243		WON-LOST	WINNING	LAST 10	STRENGTH OF		OPP. STRENGTH	TEAM	ADJ	CONF.	ADJ CONF.
Average RPI Loss: 179		RECORD	PCT. RANK	GAMES	SCHEDULE		OF SCHEDULE	RPI	RPI	RPI	RPI
DIV. I ONLY		7-5-4	.5625	134	5-3-2		191	302	176	.49208	182
DIV. I NON-CONF.		3-3-2	.5	159	1-1-0		217	307	208	.46731	213
TOTALS		RPI 1-25	RPI 26-50		W-L RECORDS		RPI 51-100		RPI 101-150		RPI 150+
7-5-4		0-0-0	0-0-0		OVERALL		0-1-0		0-1-0		7-3-4
5-3-2		0-0-0	0-0-0		HOME		0-1-0		0-0-0		5-2-2
2-2-2		0-0-0	0-0-0		AWAY		0-0-0		0-1-0		2-1-2
0-0-0		0-0-0	0-0-0		NEUTRAL		0-0-0		0-0-0		0-0-0
3-3-2		0-0-0	0-0-0		NON-CONFERENCE		0-0-0		0-1-0		3-2-2
3-1-2		0-0-0	0-0-0		HOME		0-0-0		0-0-0		3-1-2
0-2-0		0-0-0	0-0-		AWAY		0-0-0		0-1-0		0-1-0
0-0-0		0-0-0	0-0-0		NEUTRAL		0-0-0		0-0-0		0-0-0
4-2-2		0-0-0	0-0-0		CONFERENCE		0-1-0		0-0-0		4-1-2
2-2-0		0-0-0	0-0-0		HOME		0-1-0		0-0-0		2-1-0
2-0-2		0-0-0	0-0-0		AWAY		0-0-0		0-0-0		2-0-2
0-0-0		0-0-0	0-0-0		NEUTRAL		0-0-0		0-0-0		0-0-0
RPI S	Opponent	Score	RPI S	Opponent	Score	RPI S	Opponent	Score	RPI S	Opponent	Score
						92 H Navy		0 1	132 A Air Force		0 3
									154 H Albany (NY)		3 2
									185 A New Hampshire		0 1
									198 A Holy Cross		1 1
									211 H Lehigh		1 0
									220 H Boston U.		0 1
									235 A Bucknell		2 1
									247 A Lafayette		0 0
									249 H Marist		1 0
									256 H Loyola Maryland		1 0
									265 H Vermont		1 2
									267 H Northern Ariz.		1 1
									288 A American		3 1
									297 H Iona		1 1
									310 H LIU Brooklyn		2 0
LAST 10 GAMES											
						211 H Lehigh		1 0	220 H Boston U.		0 1
						247 A Lafayette		0 0	92 H Navy		0 1
						288 A American		3 1	198 A Holy Cross		1 1
						256 H Loyola Maryland		1 0	249 H Marist		1 0
						235 A Bucknell		2 1	185 A New Hampshire		0 1

Non-Div. I Games:

Army West Point

Average RPI Win:	250	WON-LOST RECORD	WINNING PCT. RANK	LAST 10 GAMES	STRENGTH OF SCHEDULE	OPP. STRENGTH OF SCHEDULE	TEAM RPI	ADJ RPI	CONF. RPI	ADJ CONF. RPI				
DIV. I ONLY	10-7-1	.58333	125	7-2-1	231	257	178	.49094	183	26	26			
DIV. I NON-CONF.	3-5-0	.375	218	0	184	239	237	.45452	239	24	24			
<hr/>														
TOTALS	RPI 1-25	RPI 26-50		W-L RECORDS		RPI 51-100		RPI 101-150		RPI 150+				
10-7-1	0-0-0	0-0-0		OVERALL		0-2-0		1-1-1		9-4-0				
5-3-0	0-0-0	0-0-0		HOME		0-0-0		1-1-0		4-2-0				
5-4-1	0-0-0	0-0-0		AWAY		0-2-0		0-0-1		5-2-0				
0-0-0	0-0-0	0-0-0		NEUTRAL		0-0-0		0-0-0		0-0-0				
3-5-0	0-0-0	0-0-0		NON-CONFERENCE		0-2-0		0-1-0		3-2-0				
2-1-0	0-0-0	0-0-0		HOME		0-0-0		0-1-0		2-0-0				
1-4-0	0-0-0	0-0-		AWAY		0-2-0		0-0-0		1-2-0				
0-0-0	0-0-0	0-0-0		NEUTRAL		0-0-0		0-0-0		0-0-0				
7-2-1	0-0-0	0-0-0		CONFERENCE		0-0-0		1-0-1		6-2-0				
3-2-0	0-0-0	0-0-0		HOME		0-0-0		1-0-0		2-2-0				
4-0-1	0-0-0	0-0-0		AWAY		0-0-0		0-0-1		4-0-0				
0-0-0	0-0-0	0-0-0		NEUTRAL		0-0-0		0-0-0		0-0-0				
RPI S	Opponent	Score	RPI S	Opponent	Score	RPI S	Opponent	Score	RPI S	Opponent	Score			
						54 A	Baylor	2 4	119 H	Lamar University	2 1			
						64 A	North Texas	0 7	120 A	Abilene Christian	1 1			
									148 H	Louisiana Tech	1 3			
									160 H	A&M-Corpus Christi	0 1			
									166 H	Texas St.	1 0			
									194 H	McNeese	1 2			
									218 H	Louisiana	2 1			
									239 A	Incarnate Word	2 1			
									242 H	Sam Houston St.	1 0			
									276 A	SFA	1 0			
									281 A	Grambling	0 1			
									290 A	Southeastern La.	1 0			
									300 A	Jackson St.	1 0			
									303 A	La.-Monroe	0 1			
									314 H	Houston Baptist	3 1			
									331 A	Nicholls St.	4 0			
						<hr/>								
			LAST 10 GAMES											
			290 A Southeastern La.			1 0			239 A Incarnate Word			2 1		
			331 A Nicholls St.			4 0			120 A Abilene Christian			1 1		
			314 H Houston Baptist			3 1			194 H McNeese			1 2		
			160 H A&M-Corpus Christi			0 1			119 H Lamar University			2 1		
			242 H Sam Houston St.			1 0			276 A SFA			1 0		

Non-Div. I Games:

Northwestern St.

Average RPI Win:	268	WON-LOST RECORD	WINNING PCT. RANK	LAST 10 GAMES	STRENGTH OF SCHEDULE	OPP. STRENGTH OF SCHEDULE	TEAM RPI	ADJ RPI	CONF. RPI	ADJ CONF. RPI		
DIV. I ONLY		8-4-2	.64286	90	6-3-1	283	276	184	.49069	184	22	22
DIV. I NON-CONF.		3-1-2	.66667	79	1-0-1	330	245	249	.44782	248	27	27
<hr/>												
TOTALS	RPI 1-25	RPI 26-50		W-L RECORDS		RPI 51-100		RPI 101-150		RPI 150+		
8-4-2	0-0-0	0-0-0		OVERALL		0-1-0		1-1-0		7-2-2		
3-1-1	0-0-0	0-0-0		HOME		0-1-0		0-0-0		3-0-1		
5-3-1	0-0-0	0-0-0		AWAY		0-0-0		1-1-0		4-2-1		
0-0-0	0-0-0	0-0-0		NEUTRAL		0-0-0		0-0-0		0-0-0		
<hr/>												
3-1-2	0-0-0	0-0-0		NON-CONFERENCE		0-0-0		0-0-0		3-1-2		
1-0-1	0-0-0	0-0-0		HOME		0-0-0		0-0-0		1-0-1		
2-1-1	0-0-0	0-0-		AWAY		0-0-0		0-0-0		2-1-1		
0-0-0	0-0-0	0-0-0		NEUTRAL		0-0-0		0-0-0		0-0-0		
<hr/>												
5-3-0	0-0-0	0-0-0		CONFERENCE		0-1-0		1-1-0		4-1-0		
2-1-0	0-0-0	0-0-0		HOME		0-1-0		0-0-0		2-0-0		
3-2-0	0-0-0	0-0-0		AWAY		0-0-0		1-1-0		2-1-0		
0-0-0	0-0-0	0-0-0		NEUTRAL		0-0-0		0-0-0		0-0-0		
<hr/>												
RPI	S	Opponent	Score	RPI	S	Opponent	Score	RPI	S	Opponent	Score	
				52 H Milwaukee				0	3	142 A Northern Ky.	3	1
										147 A UIC	0	2
										161 A IUPUI	0	3
										176 H UT Martin	2	2
										235 A Bucknell	2	1
										237 H Oakland	4	1
										246 A Toledo	1	4
										293 A Green Bay	1	0
										295 H Miami (OH)	1	0
										298 A Morehead St.	2	1
										317 H Youngstown St.	2	1
										318 A Valparaiso	2	2
										325 A Detroit Mercy	3	1
				<hr/>								
				LAST 10 GAMES								
				161 A IUPUI	0	3	142 A Northern Ky.	3	1			
				317 H Youngstown St.	2	1	237 H Oakland	4	1			
				325 A Detroit Mercy	3	1	147 A UIC	0	2			
				52 H Milwaukee	0	3	176 H UT Martin	2	2			
				293 A Green Bay	1	0	298 A Morehead St.	2	1			

Non-Div. I Games: Marian (IN) 2 0 UNKNOWN 4 1

Wright St.

Average RPI Win: 260		WON-LOST	WINNING	LAST 10	STRENGTH OF		OPP. STRENGTH	TEAM	ADJ		CONF.	ADJ CONF.				
Average RPI Loss: 159		RECORD	PCT. RANK	GAMES	SCHEDULE		OF SCHEDULE	RPI	RPI	RPI	RPI					
DIV. I ONLY		8-7-0	.53333	152	5-5-0		187	290	186	.49045	185	24	24			
DIV. I NON-CONF.		4-4-0	.5	159	1-2-0		191	275	184	.48407	184	22	22			
TOTALS		RPI 1-25		RPI 26-50		W-L RECORDS		RPI 51-100		RPI 101-150		RPI 150+				
8-7-0		0-0-0		0-0-0		OVERALL		0-1-0		0-2-0		8-4-0				
4-3-0		0-0-0		0-0-0		HOME		0-0-0		0-0-0		4-3-0				
3-3-0		0-0-0		0-0-0		AWAY		0-1-0		0-2-0		3-0-0				
1-1-0		0-0-0		0-0-0		NEUTRAL		0-0-0		0-0-0		1-1-0				
4-4-0		0-0-0		0-0-0		NON-CONFERENCE		0-1-0		0-1-0		4-2-0				
3-1-0		0-0-0		0-0-0		HOME		0-0-0		0-0-0		3-1-0				
0-2-0		0-0-0		0-0-		AWAY		0-1-0		0-1-0		0-0-0				
1-1-0		0-0-0		0-0-0		NEUTRAL		0-0-0		0-0-0		1-1-0				
4-3-0		0-0-0		0-0-0		CONFERENCE		0-0-0		0-1-0		4-2-0				
1-2-0		0-0-0		0-0-0		HOME		0-0-0		0-0-0		1-2-0				
3-1-0		0-0-0		0-0-0		AWAY		0-0-0		0-1-0		3-0-0				
0-0-0		0-0-0		0-0-0		NEUTRAL		0-0-0		0-0-0		0-0-0				
RPI	S	Opponent		Score	RPI	S	Opponent		Score	RPI	S	Opponent		Score		
							57	A	Boston College	0	2	106	A	Dartmouth	0	1
												137	A	Stony Brook	0	2
												154	H	Albany (NY)	0	2
												182	H	Army West Point	1	0
												202	H	Binghamton	0	2
												207	A	Hartford	1	0
												226	N	North Dakota St.	0	1
												233	H	Rhode Island	0	1
												249	H	Marist	5	0
												251	H	Sacred Heart	3	0
												265	A	Vermont	2	1
												271	H	Maine	2	0
												323	A	UMBC	2	0
												328	N	Merrimack	3	1
LAST 10 GAMES																
							137	A	Stony Brook	0	2	202	H	Binghamton	0	2
							207	A	Hartford	1	0	323	A	UMBC	2	0
							271	H	Maine	2	0	182	H	Army West Point	1	0
							154	H	Albany (NY)	0	2	106	A	Dartmouth	0	1
							265	A	Vermont	2	1	57	A	Boston College	0	2

Non-Div. I Games:

New Hampshire

Average RPI Win: 187		WON-LOST	WINNING	LAST 10	STRENGTH OF	OPP. STRENGTH	TEAM	ADJ	CONF.	ADJ CONF.					
Average RPI Loss: 62		RECORD	PCT. RANK	GAMES	SCHEDULE	OF SCHEDULE	RPI	RPI	RPI	RPI					
DIV. I ONLY		3-12-2	.23529	298	2-8-0	32	93	187	.4901	186	4	4			
DIV. I NON-CONF.		2-5-2	.33333	246	1-1-0	22	260	140	.51752	140	4	4			
<hr/>															
TOTALS		RPI 1-25	RPI 26-50		W-L RECORDS		RPI 51-100		RPI 101-150		RPI 150+				
3-12-2		0-3-0	0-2-0		OVERALL		0-5-0		1-2-0		2-0-2				
3-6-0		0-1-0	0-2-0		HOME		0-2-0		1-1-0		2-0-0				
0-6-2		0-2-0	0-0-0		AWAY		0-3-0		0-1-0		0-0-2				
0-0-0		0-0-0	0-0-0		NEUTRAL		0-0-0		0-0-0		0-0-0				
2-5-2		0-1-0	0-0-0		NON-CONFERENCE		0-2-0		1-2-0		1-0-2				
2-3-0		0-1-0	0-0-0		HOME		0-1-0		1-1-0		1-0-0				
0-2-2		0-0-0	0-0-		AWAY		0-1-0		0-1-0		0-0-2				
0-0-0		0-0-0	0-0-0		NEUTRAL		0-0-0		0-0-0		0-0-0				
1-7-0		0-2-0	0-2-0		CONFERENCE		0-3-0		0-0-0		1-0-0				
1-3-0		0-0-0	0-2-0		HOME		0-1-0		0-0-0		1-0-0				
0-4-0		0-2-0	0-0-0		AWAY		0-2-0		0-0-0		0-0-0				
0-0-0		0-0-0	0-0-0		NEUTRAL		0-0-0		0-0-0		0-0-0				
RPI	S	Opponent	Score	RPI	S	Opponent	Score	RPI	S	Opponent	Score				
16	A	Oklahoma St.	1 2	33	H	West Virginia	0 3	51	A	TCU	0 4	118	H	Arkansas St.	1 2
17	H	BYU	0 5	46	H	Texas	0 1	54	H	Baylor	0 1	129	H	South Dakota St.	2 0
19	A	Kansas	0 3					67	A	Oklahoma	2 3	138	A	Cal St. Fullerton	0 2
								84	H	Gonzaga	2 3	170	A	CSUN	0 0
								95	A	Creighton	2 3	203	H	Iowa St.	2 1
												217	A	Omaha	0 0
												228	H	Tulsa	2 0
<hr/>															
LAST 10 GAMES															
				33	H	West Virginia	0 3	67	A	Oklahoma	2 3				
				51	A	TCU	0 4	46	H	Texas	0 1				
				19	A	Kansas	0 3	54	H	Baylor	0 1				
				203	H	Iowa St.	2 1	17	H	BYU	0 5				
				16	A	Oklahoma St.	1 2	228	H	Tulsa	2 0				

Non-Div. I Games:

Kansas St.

Average RPI Win: 223		WON-LOST	WINNING	LAST 10	STRENGTH OF		OPP. STRENGTH	TEAM	ADJ		CONF.	ADJ CONF.	
Average RPI Loss: 131		RECORD	PCT. RANK	GAMES	SCHEDULE		OF SCHEDULE	RPI	RPI		RPI	RPI	
DIV. I ONLY		8-7-3	.52778	163	3-4-3		218	173	185	.48933	187	13	13
DIV. I NON-CONF.		5-3-1	.61111	110	0-0-1		198	228	145	.51187	146	13	13
TOTALS		RPI 1-25	RPI 26-50		W-L RECORDS		RPI 51-100		RPI 101-150		RPI 150+		
8-7-3		0-0-0	0-0-0		OVERALL		1-2-0		0-3-1		7-2-2		
4-3-3		0-0-0	0-0-0		HOME		0-0-0		0-2-1		4-1-2		
4-4-0		0-0-0	0-0-0		AWAY		1-2-0		0-1-0		3-1-0		
0-0-0		0-0-0	0-0-0		NEUTRAL		0-0-0		0-0-0		0-0-0		
5-3-1		0-0-0	0-0-0		NON-CONFERENCE		1-1-0		0-2-0		4-0-1		
2-2-1		0-0-0	0-0-0		HOME		0-0-0		0-2-0		2-0-1		
3-1-0		0-0-0	0-0-		AWAY		1-1-0		0-0-0		2-0-0		
0-0-0		0-0-0	0-0-0		NEUTRAL		0-0-0		0-0-0		0-0-0		
3-4-2		0-0-0	0-0-0		CONFERENCE		0-1-0		0-1-1		3-2-1		
2-1-2		0-0-0	0-0-0		HOME		0-0-0		0-0-1		2-1-1		
1-3-0		0-0-0	0-0-0		AWAY		0-1-0		0-1-0		1-1-0		
0-0-0		0-0-0	0-0-0		NEUTRAL		0-0-0		0-0-0		0-0-0		
RPI S	Opponent	Score	RPI S	Opponent	Score	RPI S	Opponent	Score	RPI S	Opponent	Score		
						71 A	La Salle	0 1	104 A	Massachusetts	0 1		
						72 A	Mercer	1 6	107 H	Western Caro.	0 1		
						89 A	UNC Greensboro	3 0	110 H	VCU	1 1		
									135 H	Georgia St.	1 2		
									174 A	Dayton	2 3		
									179 H	Saint Joseph's	1 0		
									219 H	Duquesne	2 0		
									233 A	Rhode Island	1 0		
									240 H	Gardner-Webb	3 2		
									252 H	George Mason	0 1		
									254 A	Winthrop	2 0		
									259 H	Ga. Southern	1 0		
									277 H	St. Bonaventure	0 0		
									313 A	UNC Asheville	2 0		
									322 H	VMI	0 0		
LAST 10 GAMES													
						110 H	VCU	1 1	233 A	Rhode Island	1 0		
						71 A	La Salle	0 1	277 H	St. Bonaventure	0 0		
						104 A	Massachusetts	0 1	219 H	Duquesne	2 0		
						252 H	George Mason	0 1	179 H	Saint Joseph's	1 0		
						174 A	Dayton	2 3	322 H	VMI	0 0		

Non-Div. I Games:

Davidson

Average RPI Win:		212	WON-LOST RECORD		WINNING PCT. RANK	LAST 10 GAMES		STRENGTH OF SCHEDULE		OPP. STRENGTH OF SCHEDULE	TEAM RPI	ADJ RPI	CONF. RPI	ADJ CONF. RPI					
Average RPI Loss:		75																	
DIV. I ONLY			7-11-1	.39474	234	5-4-1		138		75	189	.4885	188	11	11				
DIV. I NON-CONF.			3-7-0	.3	261	1-0-0		159		27	218	.46664	217	10	10				
TOTALS		RPI 1-25		RPI 26-50		W-L RECORDS		RPI 51-100		RPI 101-150		RPI 150+							
7-11-1		0-2-0		0-3-0		OVERALL		0-3-0		1-1-0		6-2-1							
6-1-1		0-0-0		0-1-0		HOME		0-0-0		1-0-0		5-0-1							
1-10-0		0-2-0		0-2-0		AWAY		0-3-0		0-1-0		1-2-0							
0-0-0		0-0-0		0-0-0		NEUTRAL		0-0-0		0-0-0		0-0-0							
3-7-0		0-1-0		0-3-0		NON-CONFERENCE		0-1-0		0-0-0		3-2-0							
2-1-0		0-0-0		0-1-0		HOME		0-0-0		0-0-0		2-0-0							
1-6-0		0-1-0		0-0-		AWAY		0-1-0		0-0-0		1-2-0							
0-0-0		0-0-0		0-0-0		NEUTRAL		0-0-0		0-0-0		0-0-0							
4-4-1		0-1-0		0-0-0		CONFERENCE		0-2-0		1-1-0		3-0-1							
4-0-1		0-0-0		0-0-0		HOME		0-0-0		1-0-0		3-0-1							
0-4-0		0-1-0		0-0-0		AWAY		0-2-0		0-1-0		0-0-0							
0-0-0		0-0-0		0-0-0		NEUTRAL		0-0-0		0-0-0		0-0-0							
RPI	S	Opponent		Score		RPI	S	Opponent		Score		RPI	S	Opponent		Score			
14	A	Duke		0	6	26	A	Washington St.		3	6	79	A	UNCW		0	2		
22	A	Hofstra		1	3	35	H	Georgetown		1	2	80	A	Delaware		0	1		
						40	A	Penn St.		1	2	96	A	Liberty		2	3		
															156	A	Seattle U	2	3
															158	A	LSU	1	0
															164	H	William & Mary	2	2
															179	A	Saint Joseph's	1	2
															209	H	Col. of Charleston	4	0
															229	H	St. John's (NY)	2	1
															243	H	Drexel	3	0
															252	H	George Mason	3	2
															283	H	Towson	6	0
LAST 10 GAMES																			
						243	H	Drexel		3	0	22	A	Hofstra		1	3		
						79	A	UNCW		0	2	109	H	Northeastern		4	3		
						101	A	Elon		2	3	80	A	Delaware		0	1		
						283	H	Towson		6	0	164	H	William & Mary		2	2		
						209	H	Col. of Charleston		4	0	158	A	LSU		1	0		

Non-Div. I Games:

James Madison

Average RPI Win: 202		WON-LOST	WINNING	LAST 10	STRENGTH OF		OPP. STRENGTH	TEAM	ADJ	CONF.	ADJ CONF.
Average RPI Loss: 118		RECORD	PCT. RANK	GAMES	SCHEDULE		OF SCHEDULE	RPI	RPI	RPI	RPI
DIV. I ONLY		7-9-1	.44118	206	3-6-1		143	135	188	.48674	189
DIV. I NON-CONF.		5-3-0	.625	97	1-0-0		212	226	148	.50887	150
TOTALS		RPI 1-25	RPI 26-50		W-L RECORDS		RPI 51-100		RPI 101-150		RPI 150+
7-9-1		0-1-0	0-0-0		OVERALL		2-3-1		1-4-0		4-1-0
4-2-1		0-1-0	0-0-0		HOME		1-0-1		0-1-0		3-0-0
3-7-0		0-0-0	0-0-0		AWAY		1-3-0		1-3-0		1-1-0
0-0-0		0-0-0	0-0-0		NEUTRAL		0-0-0		0-0-0		0-0-0
5-3-0		0-0-0	0-0-0		NON-CONFERENCE		2-1-0		1-1-0		2-1-0
3-0-0		0-0-0	0-0-0		HOME		1-0-0		0-0-0		2-0-0
2-3-0		0-0-0	0-0-		AWAY		1-1-0		1-1-0		0-1-0
0-0-0		0-0-0	0-0-0		NEUTRAL		0-0-0		0-0-0		0-0-0
2-6-1		0-1-0	0-0-0		CONFERENCE		0-2-1		0-3-0		2-0-0
1-2-1		0-1-0	0-0-0		HOME		0-0-1		0-1-0		1-0-0
1-4-0		0-0-0	0-0-0		AWAY		0-2-0		0-2-0		1-0-0
0-0-0		0-0-0	0-0-0		NEUTRAL		0-0-0		0-0-0		0-0-0
RPI S	Opponent	Score	RPI S	Opponent	Score	RPI S	Opponent	Score	RPI S	Opponent	Score
23 H	Fla. Atlantic	1 3				64 A	North Texas	0 1	112 A	Western Ky.	0 1
						78 A	Charlotte	2 4	119 A	Lamar University	2 1
						81 A	Auburn	2 0	124 A	Southeast Mo. St.	2 3
						87 A	Missouri	0 1	127 A	UTSA	1 2
						88 H	South Alabama	1 0	145 H	Middle Tenn.	0 5
						97 H	UAB	0 0	172 A	UTEP	3 1
									300 H	Jackson St.	2 0
									303 A	La.-Monroe	0 1
									315 H	FIU	3 0
									337 H	Mississippi Val.	8 0
LAST 10 GAMES											
97 H	UAB	0 0	23 H	Fla. Atlantic	1 3						
145 H	Middle Tenn.	0 5	315 H	FIU	3 0						
172 A	UTEP	3 1	64 A	North Texas	0 1						
127 A	UTSA	1 2	112 A	Western Ky.	0 1						
78 A	Charlotte	2 4	300 H	Jackson St.	2 0						

Non-Div. I Games:

Southern Miss.

Average RPI Win: 240		WON-LOST	WINNING	LAST 10	STRENGTH OF		OPP. STRENGTH	TEAM	ADJ		CONF.	ADJ CONF.	
Average RPI Loss: 163		RECORD	PCT. RANK	GAMES	SCHEDULE		OF SCHEDULE	RPI	RPI		RPI	RPI	
DIV. I ONLY		8-7-2	.52941	157	5-4-1		219	220	190	.48629	190	18	18
DIV. I NON-CONF.		3-3-1	.5	159	0		195	265	183	.48269	187	17	16
TOTALS		RPI 1-25	RPI 26-50		W-L RECORDS		RPI 51-100		RPI 101-150		RPI 150+		
8-7-2		0-0-0	0-0-0		OVERALL		0-4-0		1-0-1		7-3-1		
5-2-1		0-0-0	0-0-0		HOME		0-1-0		0-0-0		4-1-1		
3-5-1		0-0-0	0-0-0		AWAY		0-3-0		0-0-1		3-2-0		
0-0-0		0-0-0	0-0-0		NEUTRAL		0-0-0		0-0-0		0-0-0		
3-3-1		0-0-0	0-0-0		NON-CONFERENCE		0-2-0		0-0-0		3-1-1		
2-0-1		0-0-0	0-0-0		HOME		0-0-0		0-0-0		2-0-1		
1-3-0		0-0-0	0-0-		AWAY		0-2-0		0-0-0		1-1-0		
0-0-0		0-0-0	0-0-0		NEUTRAL		0-0-0		0-0-0		0-0-0		
5-4-1		0-0-0	0-0-0		CONFERENCE		0-2-0		1-0-1		4-2-0		
3-2-0		0-0-0	0-0-0		HOME		0-1-0		1-0-0		2-1-0		
2-2-1		0-0-0	0-0-0		AWAY		0-1-0		0-0-1		2-1-0		
0-0-0		0-0-0	0-0-0		NEUTRAL		0-0-0		0-0-0		0-0-0		
RPI S	Opponent	Score	RPI S	Opponent	Score	RPI S	Opponent	Score	RPI S	Opponent	Score		
						56 H	Ball St.	2 3	149 H	Western Mich.	2 1		
						59 A	Oregon	1 2	150 A	Central Mich.	0 0		
						92 A	Navy	0 1	154 H	Albany (NY)	2 2		
						100 A	Bowling Green	1 2	193 A	Ohio	2 0		
									230 H	Niagara	1 0		
									238 H	Kent St.	3 2		
									246 A	Toledo	2 0		
									263 A	Eastern Mich.	1 2		
									273 H	Northern Ill.	5 0		
									277 A	St. Bonaventure	0 1		
									280 A	Saint Francis (PA)	4 1		
									295 H	Miami (OH)	0 1		
									314 H	Houston Baptist	3 0		
LAST 10 GAMES													
						263 A	Eastern Mich.	1 2	238 H	Kent St.	3 2		
						150 A	Central Mich.	0 0	56 H	Ball St.	2 3		
						149 H	Western Mich.	2 1	295 H	Miami (OH)	0 1		
						273 H	Northern Ill.	5 0	100 A	Bowling Green	1 2		
						193 A	Ohio	2 0	246 A	Toledo	2 0		

Non-Div. I Games:

Buffalo

Average RPI Win: 277		WON-LOST RECORD		WINNING PCT. RANK		LAST 10 GAMES		STRENGTH OF SCHEDULE		OPP. STRENGTH OF SCHEDULE		TEAM RPI		ADJ RPI		CONF. RPI		ADJ CONF. RPI											
DIV. I ONLY		8-6-2		.5625 134		5-4-1		260		210		192		.48536 191		23		23											
DIV. I NON-CONF.		5-3-1		.61111 110		2-1-0		265		169		171		.49046 171		21		21											
TOTALS		RPI 1-25		RPI 26-50		W-L RECORDS		RPI 51-100		RPI 101-150		RPI 150+																	
8-6-2		0-1-0		0-0-0		OVERALL		0-0-1		0-2-0		8-3-1																	
6-2-1		0-0-0		0-0-0		HOME		0-0-0		0-1-0		6-1-1																	
2-4-1		0-1-0		0-0-0		AWAY		0-0-1		0-1-0		2-2-0																	
0-0-0		0-0-0		0-0-0		NEUTRAL		0-0-0		0-0-0		0-0-0																	
5-3-1		0-1-0		0-0-0		NON-CONFERENCE		0-0-0		0-1-0		5-1-1																	
3-2-1		0-0-0		0-0-0		HOME		0-0-0		0-1-0		3-1-1																	
2-1-0		0-1-0		0-0-		AWAY		0-0-0		0-0-0		2-0-0																	
0-0-0		0-0-0		0-0-0		NEUTRAL		0-0-0		0-0-0		0-0-0																	
3-3-1		0-0-0		0-0-0		CONFERENCE		0-0-1		0-1-0		3-2-0																	
3-0-0		0-0-0		0-0-0		HOME		0-0-0		0-0-0		3-0-0																	
0-3-1		0-0-0		0-0-0		AWAY		0-0-1		0-1-0		0-2-0																	
0-0-0		0-0-0		0-0-0		NEUTRAL		0-0-0		0-0-0		0-0-0																	
RPI	S	Opponent		Score		RPI	S	Opponent		Score		RPI	S	Opponent		Score													
20	A	Texas A&M		0	5							98	A	UMKC		1	1	113	H	Miami (FL)	0	4							
																		123	A	Utah Valley		1	3						
																								151	A	California Baptist		0	3
																								156	A	Seattle U		1	2
																								160	A	A&M-Corpus Christi		1	0
																								160	H	A&M-Corpus Christi		0	1
																								172	H	UTEP		0	0
																								241	H	CSU Bakersfield		1	0
																								269	H	Grand Canyon		1	0
																								281	H	Grambling		1	0
																								294	A	Southern Ill.		4	1
																								308	H	Southern Utah		1	0
																								326	H	Alabama St.		6	0
																								334	H	Chicago St.		2	0

Non-Div. I Games: Texas Lutheran 5 0

UTRGV

Average RPI Win:		255	WON-LOST RECORD		WINNING PCT. RANK		LAST 10 GAMES		STRENGTH OF SCHEDULE		OPP. STRENGTH OF SCHEDULE		TEAM RPI		ADJ RPI		CONF. RPI		ADJ CONF. RPI				
Average RPI Loss:		81																					
DIV. I ONLY			4-11-1		.28125 281		3-6-1		63		119		193		.48515 192		17		17				
DIV. I NON-CONF.			1-9-0		.1 328		0-4-0		14		68		193		.47993 192		14		14				
TOTALS		RPI 1-25		RPI 26-50		W-L RECORDS		RPI 51-100		RPI 101-150		RPI 150+											
4-11-1		0-3-0		0-3-0		OVERALL		0-0-0		0-3-1		4-2-0											
4-4-1		0-0-0		0-2-0		HOME		0-0-0		0-1-1		4-1-0											
0-5-0		0-2-0		0-1-0		AWAY		0-0-0		0-1-0		0-1-0											
0-2-0		0-1-0		0-0-0		NEUTRAL		0-0-0		0-1-0		0-0-0											
1-9-0		0-3-0		0-3-0		NON-CONFERENCE		0-0-0		0-2-0		1-1-0											
1-4-0		0-0-0		0-2-0		HOME		0-0-0		0-1-0		1-1-0											
0-3-0		0-2-0		0-0-		AWAY		0-0-0		0-0-0		0-0-0											
0-2-0		0-1-0		0-0-0		NEUTRAL		0-0-0		0-1-0		0-0-0											
3-2-1		0-0-0		0-0-0		CONFERENCE		0-0-0		0-1-1		3-1-0											
3-0-1		0-0-0		0-0-0		HOME		0-0-0		0-0-1		3-0-0											
0-2-0		0-0-0		0-0-0		AWAY		0-0-0		0-1-0		0-1-0											
0-0-0		0-0-0		0-0-0		NEUTRAL		0-0-0		0-0-0		0-0-0											
RPI	S	Opponent		Score		RPI	S	Opponent		Score		RPI	S	Opponent		Score		RPI	S	Opponent		Score	
3	A	Virginia		0	7	28	A	Arizona		0	4			108	H	UCF		0	1				
15	N	Texas Tech		2	4	32	H	California		0	1			133	N	Arizona St.		1	3				
17	A	BYU		2	4	42	H	Vanderbilt		0	1			138	H	Cal St. Fullerton		0	0				
														140	A	Hawaii		0	3				
														170	A	CSUN		0	1				
														203	H	Iowa St.		0	1				
														244	H	Long Beach St.		2	1				
														255	H	UC Davis		2	1				
														257	H	Northern Colo.		2	0				
														262	H	UC Riverside		1	0				
LAST 10 GAMES																							
						244	H	Long Beach St.		2	1	262	H	UC Riverside		1	0						
						170	A	CSUN		0	1	17	A	BYU		2	4						
						138	H	Cal St. Fullerton		0	0	108	H	UCF		0	1						
						140	A	Hawaii		0	3	15	N	Texas Tech		2	4						
						255	H	UC Davis		2	1	32	H	California		0	1						

Non-Div. I Games:

UC Irvine

Average RPI Win:	238	WON-LOST RECORD	WINNING PCT. RANK	LAST 10 GAMES	STRENGTH OF SCHEDULE	OPP. STRENGTH OF SCHEDULE	TEAM RPI	ADJ RPI	CONF. RPI	ADJ CONF. RPI	
Average RPI Loss:	138										
DIV. I ONLY	10-7-1	.58333	125	5-4-1	290	128	191	.48471	193	18	18
DIV. I NON-CONF.	5-3-0	.625	97	0	302	84	195	.47714	197	17	16
<hr/>											
TOTALS	RPI 1-25	RPI 26-50		W-L RECORDS	RPI 51-100		RPI 101-150		RPI 150+		
10-7-1	0-0-0	0-1-0		OVERALL	0-2-0		2-1-0		8-3-1		
6-3-0	0-0-0	0-0-0		HOME	0-1-0		1-0-0		5-2-0		
4-4-1	0-0-0	0-1-0		AWAY	0-1-0		1-1-0		3-1-1		
0-0-0	0-0-0	0-0-0		NEUTRAL	0-0-0		0-0-0		0-0-0		
<hr/>											
5-3-0	0-0-0	0-1-0		NON-CONFERENCE	0-0-0		1-0-0		4-2-0		
3-1-0	0-0-0	0-0-0		HOME	0-0-0		0-0-0		3-1-0		
2-2-0	0-0-0	0-0-		AWAY	0-0-0		1-0-0		1-1-0		
0-0-0	0-0-0	0-0-0		NEUTRAL	0-0-0		0-0-0		0-0-0		
<hr/>											
5-4-1	0-0-0	0-0-0		CONFERENCE	0-2-0		1-1-0		4-1-1		
3-2-0	0-0-0	0-0-0		HOME	0-1-0		1-0-0		2-1-0		
2-2-1	0-0-0	0-0-0		AWAY	0-1-0		0-1-0		2-0-1		
0-0-0	0-0-0	0-0-0		NEUTRAL	0-0-0		0-0-0		0-0-0		
<hr/>											
RPI S	Opponent	Score	RPI S	Opponent	Score	RPI S	Opponent	Score	RPI S	Opponent	Score
			35 A	Georgetown	0 7	56 A	Ball St.	1 2	142 A	Northern Ky.	1 0
						100 H	Bowling Green	1 3	149 A	Western Mich.	0 1
									150 H	Central Mich.	2 1
									163 A	Ohio St.	1 3
									190 H	Buffalo	0 2
									206 A	Marshall	4 1
									234 A	Akron	1 1
									245 H	Cleveland St.	2 1
									246 H	Toledo	4 0
									263 H	Eastern Mich.	1 0
									270 H	Eastern Ky.	2 1
									273 A	Northern Ill.	2 1
									274 H	Robert Morris	0 1
									294 H	Southern Ill.	7 0
									295 A	Miami (OH)	5 2
<hr/>											
LAST 10 GAMES											
			56 A	Ball St.	1 2	234 A	Akron	1 1			
			295 A	Miami (OH)	5 2	100 H	Bowling Green	1 3			
			263 H	Eastern Mich.	1 0	246 H	Toledo	4 0			
			150 H	Central Mich.	2 1	149 A	Western Mich.	0 1			
			190 H	Buffalo	0 2	273 A	Northern Ill.	2 1			

Non-Div. I Games:

Ohio

Average RPI Win: 273		WON-LOST RECORD	WINNING PCT. RANK		LAST 10 GAMES	STRENGTH OF SCHEDULE	OPP. STRENGTH OF SCHEDULE	TEAM RPI	ADJ RPI	CONF. RPI	ADJ CONF. RPI		
Average RPI Loss: 153													
DIV. I ONLY		10-7-0	.58824	115	6-4-0	274	251	195	.48327	194	26	26	
DIV. I NON-CONF.		4-3-0	.57143	127	0	176	233	149	.51104	148	24	24	
<hr/>													
TOTALS		RPI 1-25		RPI 26-50		W-L RECORDS		RPI 51-100		RPI 101-150		RPI 150+	
10-7-0		0-1-0		0-0-0		OVERALL		0-0-0		0-2-0		10-4-0	
5-3-0		0-0-0		0-0-0		HOME		0-0-0		0-1-0		5-2-0	
5-4-0		0-1-0		0-0-0		AWAY		0-0-0		0-1-0		5-2-0	
0-0-0		0-0-0		0-0-0		NEUTRAL		0-0-0		0-0-0		0-0-0	
4-3-0		0-1-0		0-0-0		NON-CONFERENCE		0-0-0		0-1-0		4-1-0	
3-0-0		0-0-0		0-0-0		HOME		0-0-0		0-0-0		3-0-0	
1-3-0		0-1-0		0-0-		AWAY		0-0-0		0-1-0		1-1-0	
0-0-0		0-0-0		0-0-0		NEUTRAL		0-0-0		0-0-0		0-0-0	
6-4-0		0-0-0		0-0-0		CONFERENCE		0-0-0		0-1-0		6-3-0	
2-3-0		0-0-0		0-0-0		HOME		0-0-0		0-1-0		2-2-0	
4-1-0		0-0-0		0-0-0		AWAY		0-0-0		0-0-0		4-1-0	
0-0-0		0-0-0		0-0-0		NEUTRAL		0-0-0		0-0-0		0-0-0	
RPI	S	Opponent		Score		RPI	S	Opponent		Score			
6	A	Arkansas		0 7						120	H Abilene Christian	0 3	
										148	A Louisiana Tech	2 3	
										158	A LSU	0 1	
										160	A A&M-Corpus Christi	0 1	
										166	A Texas St.	1 0	
										183	A Northwestern St.	2 1	
										239	H Incarnate Word	0 2	
										242	H Sam Houston St.	2 3	
										258	A Central Ark.	2 1	
										276	H SFA	2 1	
										287	H Prairie View	3 0	
										290	H Southeastern La.	1 0	
										300	H Jackson St.	2 0	
										314	A Houston Baptist	2 0	
										327	H Southern U.	4 1	
										331	A Nicholls St.	5 1	
<hr/>													
LAST 10 GAMES													
						160	A	A&M-Corpus Christi	0	1	331	A Nicholls St.	5 1
						314	A	Houston Baptist	2	0	276	H SFA	2 1
						120	H	Abilene Christian	0	3	183	A Northwestern St.	2 1
						239	H	Incarnate Word	0	2	258	A Central Ark.	2 1
						242	H	Sam Houston St.	2	3	290	H Southeastern La.	1 0

Non-Div. I Games:

McNeese

Average RPI Win: 292		WON-LOST	WINNING	LAST 10	STRENGTH OF		OPP. STRENGTH	TEAM	ADJ		CONF.	ADJ CONF.			
Average RPI Loss: 209		RECORD	PCT. RANK	GAMES	SCHEDULE		OF SCHEDULE	RPI	RPI		RPI	RPI			
DIV. I ONLY		8-3-4	.66667	70	6-0-4		310	306	194	.48232	195	30	30		
DIV. I NON-CONF.		2-3-1	.41667	210	1-0-1		233	251	240	.44992	243	30	30		
<hr/>															
TOTALS		RPI 1-25		RPI 26-50		W-L RECORDS		RPI 51-100		RPI 101-150		RPI 150+			
8-3-4		0-0-0		0-0-0		OVERALL		0-0-0		0-0-1		8-3-3			
4-1-2		0-0-0		0-0-0		HOME		0-0-0		0-0-0		4-1-2			
4-2-2		0-0-0		0-0-0		AWAY		0-0-0		0-0-1		4-2-1			
0-0-0		0-0-0		0-0-0		NEUTRAL		0-0-0		0-0-0		0-0-0			
<hr/>															
2-3-1		0-0-0		0-0-0		NON-CONFERENCE		0-0-0		0-0-1		2-3-0			
1-1-0		0-0-0		0-0-0		HOME		0-0-0		0-0-0		1-1-0			
1-2-1		0-0-0		0-0-		AWAY		0-0-0		0-0-1		1-2-0			
0-0-0		0-0-0		0-0-0		NEUTRAL		0-0-0		0-0-0		0-0-0			
<hr/>															
6-0-3		0-0-0		0-0-0		CONFERENCE		0-0-0		0-0-0		6-0-3			
3-0-2		0-0-0		0-0-0		HOME		0-0-0		0-0-0		3-0-2			
3-0-1		0-0-0		0-0-0		AWAY		0-0-0		0-0-0		3-0-1			
0-0-0		0-0-0		0-0-0		NEUTRAL		0-0-0		0-0-0		0-0-0			
<hr/>															
RPI	S	Opponent	Score	RPI	S	Opponent	Score	RPI	S	Opponent	Score	RPI	S	Opponent	Score
										116 A	Fairfield	3		3	
										157 A	Quinnipiac	0		1	
										180 A	Fairleigh Dickinson	1		1	
										198 H	Holy Cross	0		1	
										199 H	Central Conn. St.	1		1	
										251 H	Sacred Heart	3		0	
										265 H	Vermont	2		1	
										271 A	Maine	0		1	
										274 A	Robert Morris	1		0	
										280 A	Saint Francis (PA)	2		0	
										297 A	Iona	2		1	
										306 H	Wagner	1		0	
										324 H	Mt. St. Mary's	1		1	
										328 H	Merrimack	3		1	
										333 A	St. Francis Brooklyn	2		0	
<hr/>															
LAST 10 GAMES															
						251 H	Sacred Heart	3		0	274 A	Robert Morris	1		0
						180 A	Fairleigh Dickinson	1		1	280 A	Saint Francis (PA)	2		0
						333 A	St. Francis Brooklyn	2		0	199 H	Central Conn. St.	1		1
						306 H	Wagner	1		0	265 H	Vermont	2		1
						324 H	Mt. St. Mary's	1		1	116 A	Fairfield	3		3

Non-Div. I Games:

Bryant

Average RPI Win:	277	WON-LOST RECORD	WINNING PCT. RANK	LAST 10 GAMES	STRENGTH OF SCHEDULE	OPP. STRENGTH OF SCHEDULE	TEAM RPI	ADJ RPI	CONF. RPI	ADJ CONF. RPI			
Average RPI Loss:	167												
DIV. I ONLY	8-4-4	.625	94	5-2-3	297	279	198	.48213	196	25	25		
DIV. I NON-CONF.	3-2-2	.57143	127	0-0-1	324	282	274	.42954	271	28	28		
<hr/>													
TOTALS	RPI 1-25	RPI 26-50		W-L RECORDS	RPI 51-100		RPI 101-150		RPI 150+				
8-4-4	0-0-0	0-0-0		OVERALL	0-2-0		0-0-1		8-2-3				
5-1-3	0-0-0	0-0-0		HOME	0-1-0		0-0-1		5-0-2				
3-3-1	0-0-0	0-0-0		AWAY	0-1-0		0-0-0		3-2-1				
0-0-0	0-0-0	0-0-0		NEUTRAL	0-0-0		0-0-0		0-0-0				
<hr/>													
3-2-2	0-0-0	0-0-0		NON-CONFERENCE	0-1-0		0-0-0		3-1-2				
3-1-1	0-0-0	0-0-0		HOME	0-1-0		0-0-0		3-0-1				
0-1-1	0-0-0	0-0-		AWAY	0-0-0		0-0-0		0-1-1				
0-0-0	0-0-0	0-0-0		NEUTRAL	0-0-0		0-0-0		0-0-0				
<hr/>													
5-2-2	0-0-0	0-0-0		CONFERENCE	0-1-0		0-0-1		5-1-1				
2-0-2	0-0-0	0-0-0		HOME	0-0-0		0-0-1		2-0-1				
3-2-0	0-0-0	0-0-0		AWAY	0-1-0		0-0-0		3-1-0				
0-0-0	0-0-0	0-0-0		NEUTRAL	0-0-0		0-0-0		0-0-0				
<hr/>													
RPI S	Opponent	Score	RPI S	Opponent	Score	RPI S	Opponent	Score	RPI S	Opponent	Score		
						61 H	Columbia	0	1	116 H	Fairfield	2	2
						62 A	Monmouth	0	4	157 A	Quinnipiac	2	0
										180 A	Fairleigh Dickinson	0	0
										227 H	Temple	1	1
										230 H	Niagara	5	0
										232 A	NJIT	0	5
										249 A	Marist	1	0
										275 H	Siena	1	1
										291 A	Canisius	2	1
										306 H	Wagner	3	2
										311 A	Manhattan	1	3
										312 H	Saint Peter's	1	0
										333 H	St. Francis Brooklyn	2	0
										335 H	Delaware St.	6	1
						<hr/>							
			LAST 10 GAMES										
			62 A	Monmouth	0	4	249 A	Marist	1	0			
			291 A	Canisius	2	1	230 H	Niagara	5	0			
			116 H	Fairfield	2	2	157 A	Quinnipiac	2	0			
			311 A	Manhattan	1	3	275 H	Siena	1	1			
			312 H	Saint Peter's	1	0	227 H	Temple	1	1			

Non-Div. I Games:

Rider

Montana

Montana

Average RPI Win:	210	WON-LOST RECORD	WINNING PCT. RANK	LAST 10 GAMES	STRENGTH OF SCHEDULE	OPP. STRENGTH OF SCHEDULE	TEAM RPI	ADJ RPI	CONF. RPI	ADJ CONF. RPI			
DIV. I ONLY		4-3-7	.53571	151	3-1-6	228	281	196	.48172	198	21	21	
DIV. I NON-CONF.		2-2-3	.5	159	1-0-2	250	296	238	.45734	235	23	23	
<hr/>													
TOTALS	RPI 1-25	RPI 26-50		W-L RECORDS		RPI 51-100		RPI 101-150		RPI 150+			
4-3-7	0-0-0	0-0-0		OVERALL		1-0-0		0-0-0		3-3-7			
2-0-4	0-0-0	0-0-0		HOME		1-0-0		0-0-0		1-0-4			
2-3-3	0-0-0	0-0-0		AWAY		0-0-0		0-0-0		2-3-3			
0-0-0	0-0-0	0-0-0		NEUTRAL		0-0-0		0-0-0		0-0-0			
<hr/>													
2-2-3	0-0-0	0-0-0		NON-CONFERENCE		0-0-0		0-0-0		2-2-3			
1-0-2	0-0-0	0-0-0		HOME		0-0-0		0-0-0		1-0-2			
1-2-1	0-0-0	0-0-		AWAY		0-0-0		0-0-0		1-2-1			
0-0-0	0-0-0	0-0-0		NEUTRAL		0-0-0		0-0-0		0-0-0			
<hr/>													
2-1-4	0-0-0	0-0-0		CONFERENCE		1-0-0		0-0-0		1-1-4			
1-0-2	0-0-0	0-0-0		HOME		1-0-0		0-0-0		0-0-2			
1-1-2	0-0-0	0-0-0		AWAY		0-0-0		0-0-0		1-1-2			
0-0-0	0-0-0	0-0-0		NEUTRAL		0-0-0		0-0-0		0-0-0			
<hr/>													
RPI	S	Opponent	Score	RPI	S	Opponent	Score	RPI	S	Opponent	Score		
				92 H Navy				151 A California Baptist				0	3
								152 A San Diego				0	4
								182 H Army West Point				1	1
								195 A Bryant				1	0
								211 A Lehigh				0	1
								220 A Boston U.				2	1
								231 H Colgate				0	0
								233 A Rhode Island				1	1
								251 H Sacred Heart				0	0
								256 A Loyola Maryland				1	1
								265 H Vermont				0	0
								288 A American				1	1
								333 H St. Francis Brooklyn				4	0
<hr/>													
LAST 10 GAMES													
220 A Boston U.				2	1	256 A Loyola Maryland				1	1		
211 A Lehigh				0	1	182 H Army West Point				1	1		
92 H Navy				1	0	333 H St. Francis Brooklyn				4	0		
288 A American				1	1	233 A Rhode Island				1	1		
231 H Colgate				0	0	265 H Vermont				0	0		

Non-Div. I Games:

Holy Cross

Average RPI Win:	303	WON-LOST RECORD	WINNING PCT. RANK	LAST 10 GAMES	STRENGTH OF SCHEDULE	OPP. STRENGTH OF SCHEDULE	TEAM RPI	ADJ RPI	CONF. RPI	ADJ CONF. RPI		
DIV. I ONLY		9-4-4	.64706	84	7-2-1	311	267	196	.48132	199	30	30
DIV. I NON-CONF.		2-3-3	.4375	197	0-1-0	206	157	207	.47104	207	30	30
<hr/>												
TOTALS	RPI 1-25	RPI 26-50		W-L RECORDS		RPI 51-100		RPI 101-150		RPI 150+		
9-4-4	0-1-0	0-1-0		OVERALL		0-0-0		0-0-1		9-2-3		
7-0-1	0-0-0	0-0-0		HOME		0-0-0		0-0-1		7-0-0		
2-4-3	0-1-0	0-1-0		AWAY		0-0-0		0-0-0		2-2-3		
0-0-0	0-0-0	0-0-0		NEUTRAL		0-0-0		0-0-0		0-0-0		
2-3-3	0-1-0	0-1-0		NON-CONFERENCE		0-0-0		0-0-1		2-1-2		
2-0-1	0-0-0	0-0-0		HOME		0-0-0		0-0-1		2-0-0		
0-3-2	0-1-0	0-0-		AWAY		0-0-0		0-0-0		0-1-2		
0-0-0	0-0-0	0-0-0		NEUTRAL		0-0-0		0-0-0		0-0-0		
7-1-1	0-0-0	0-0-0		CONFERENCE		0-0-0		0-0-0		7-1-1		
5-0-0	0-0-0	0-0-0		HOME		0-0-0		0-0-0		5-0-0		
2-1-1	0-0-0	0-0-0		AWAY		0-0-0		0-0-0		2-1-1		
0-0-0	0-0-0	0-0-0		NEUTRAL		0-0-0		0-0-0		0-0-0		
RPI	S	Opponent	Score	RPI	S	Opponent	Score	RPI	S	Opponent	Score	
13	A	Rutgers	1 2	39	A	Yale	0 3					
										126	H UConn	1 1
										154	A Albany (NY)	1 2
										180	A Fairleigh Dickinson	0 1
										195	A Bryant	1 1
										271	H Maine	2 1
										274	H Robert Morris	5 2
										275	A Siena	1 1
										280	H Saint Francis (PA)	1 0
										297	H Iona	4 0
										306	H Wagner	3 0
										309	A Seton Hall	0 0
										310	H LIU Brooklyn	3 0
										324	A Mt. St. Mary's	5 1
										328	A Merrimack	5 0
										333	H St. Francis Brooklyn	4 0
LAST 10 GAMES												
				280	H	Saint Francis (PA)	1 0	333	H	St. Francis Brooklyn	4 0	
				274	H	Robert Morris	5 2	180	A	Fairleigh Dickinson	0 1	
				328	A	Merrimack	5 0	324	A	Mt. St. Mary's	5 1	
				310	H	LIU Brooklyn	3 0	39	A	Yale	0 3	
				306	H	Wagner	3 0	195	A	Bryant	1 1	

Non-Div. I Games:

Central Conn. St.

Average RPI Win:		238	WON-LOST RECORD		WINNING PCT. RANK		LAST 10 GAMES		STRENGTH OF SCHEDULE		OPP. STRENGTH OF SCHEDULE		TEAM RPI		ADJ RPI		CONF. RPI		ADJ CONF. RPI	
DIV. I ONLY			4-10-4		.33333 260		3-5-2		88		127		200		.48105 200		13		13	
DIV. I NON-CONF.			1-6-2		.22222 289		0-1-0		63		111		198		.47648 198		13		13	
TOTALS		RPI 1-25		RPI 26-50		W-L RECORDS		RPI 51-100		RPI 101-150		RPI 150+								
4-10-4		0-2-0		0-3-0		OVERALL		0-1-0		1-2-0		3-2-4								
2-2-2		0-0-0		0-1-0		HOME		0-1-0		0-0-0		2-0-2								
2-8-2		0-2-0		0-2-0		AWAY		0-0-0		1-2-0		1-2-2								
0-0-0		0-0-0		0-0-0		NEUTRAL		0-0-0		0-0-0		0-0-0								
1-6-2		0-2-0		0-2-0		NON-CONFERENCE		0-1-0		0-1-0		1-0-2								
0-1-1		0-0-0		0-0-0		HOME		0-1-0		0-0-0		0-0-1								
1-5-1		0-2-0		0-0-		AWAY		0-0-0		0-1-0		1-0-1								
0-0-0		0-0-0		0-0-0		NEUTRAL		0-0-0		0-0-0		0-0-0								
3-4-2		0-0-0		0-1-0		CONFERENCE		0-0-0		1-1-0		2-2-2								
2-1-1		0-0-0		0-1-0		HOME		0-0-0		0-0-0		2-0-1								
1-3-1		0-0-0		0-0-0		AWAY		0-0-0		1-1-0		0-2-1								
0-0-0		0-0-0		0-0-0		NEUTRAL		0-0-0		0-0-0		0-0-0								
RPI S	Opponent		Score		RPI S	Opponent		Score		RPI S	Opponent		Score		RPI S	Opponent		Score		
13 A	Rutgers		0 5		39 A	Yale		0 2		61 H	Columbia		1 3		110 A	VCU		3 2		
22 A	Hofstra		1 6		45 H	Saint Louis		0 1							114 A	George Washington		1 2		
					48 A	Tennessee		1 3							137 A	Stony Brook		0 1		
															174 A	Dayton		0 3		
															179 A	Saint Joseph's		0 0		
															204 A	Richmond		0 1		
															211 H	Lehigh		0 0		
															233 H	Rhode Island		1 1		
															250 A	Syracuse		0 0		
															252 H	George Mason		2 1		
															277 H	St. Bonaventure		1 0		
															311 A	Manhattan		1 0		
LAST 10 GAMES																				
174 A Dayton					0 3					252 H George Mason					2 1					
179 A Saint Joseph's					0 0					204 A Richmond					0 1					
45 H Saint Louis					0 1					114 A George Washington					1 2					
233 H Rhode Island					1 1					277 H St. Bonaventure					1 0					
110 A VCU					3 2					137 A Stony Brook					0 1					

Non-Div. I Games:

Fordham

Average RPI Win:	271	WON-LOST	WINNING	LAST 10	STRENGTH OF	OPP. STRENGTH	TEAM	ADJ	CONF.	ADJ CONF.	
Average RPI Loss:	107	RECORD	PCT. RANK	GAMES	SCHEDULE	OF SCHEDULE	RPI	RPI	RPI	RPI	
DIV. I ONLY	4-8-1	.34615	257	1-8-1	92	163	201	.48038	201	5	5
DIV. I NON-CONF.	4-3-1	.5625	135	1-3-1	272	284	217	.46666	216	6	6
TOTALS	RPI 1-25	RPI 26-50	W-L RECORDS		RPI 51-100	RPI 101-150		RPI 150+			
4-8-1	0-1-0	0-2-0	OVERALL		0-2-0	0-0-0		4-3-1			
3-4-1	0-1-0	0-1-0	HOME		0-1-0	0-0-0		3-1-1			
1-4-0	0-0-0	0-1-0	AWAY		0-1-0	0-0-0		1-2-0			
0-0-0	0-0-0	0-0-0	NEUTRAL		0-0-0	0-0-0		0-0-0			
4-3-1	0-0-0	0-0-0	NON-CONFERENCE		0-0-0	0-0-0		4-3-1			
3-1-1	0-0-0	0-0-0	HOME		0-0-0	0-0-0		3-1-1			
1-2-0	0-0-0	0-0-	AWAY		0-0-0	0-0-0		1-2-0			
0-0-0	0-0-0	0-0-0	NEUTRAL		0-0-0	0-0-0		0-0-0			
0-5-0	0-1-0	0-2-0	CONFERENCE		0-2-0	0-0-0		0-0-0			
0-3-0	0-1-0	0-1-0	HOME		0-1-0	0-0-0		0-0-0			
0-2-0	0-0-0	0-1-0	AWAY		0-1-0	0-0-0		0-0-0			
0-0-0	0-0-0	0-0-0	NEUTRAL		0-0-0	0-0-0		0-0-0			
RPI S Opponent	Score	RPI S Opponent	Score	RPI S Opponent	Score	RPI S Opponent	Score				
7 H Brown	0 2	39 A Yale	0 1	61 H Columbia	0 2	154 A Albany (NY)	0 1				
		41 H Harvard	0 3	91 A Penn	2 4	202 H Binghamton	1 1				
						229 A St. John's (NY)	0 2				
						231 H Colgate	0 1				
						235 A Bucknell	1 0				
						275 H Siena	1 0				
						277 H St. Bonaventure	1 0				
						297 H Iona	3 1				
LAST 10 GAMES											
7 H Brown	0 2	61 H Columbia	0 2								
39 A Yale	0 1	229 A St. John's (NY)	0 2								
231 H Colgate	0 1	202 H Binghamton	1 1								
41 H Harvard	0 3	154 A Albany (NY)	0 1								
91 A Penn	2 4	277 H St. Bonaventure	1 0								

Non-Div. I Games:

Cornell

Average RPI Win:	261	WON-LOST RECORD	WINNING PCT. RANK	LAST 10 GAMES	STRENGTH OF SCHEDULE	OPP. STRENGTH OF SCHEDULE	TEAM RPI	ADJ RPI	CONF. RPI	ADJ CONF. RPI		
DIV. I ONLY		9-5-2	.625	94	5-3-2	309	241	202	.47984	202	24	24
DIV. I NON-CONF.		6-2-1	.72222	63	2-0-1	318	258	203	.47386	202	22	22
<hr/>												
TOTALS	RPI 1-25	RPI 26-50		W-L RECORDS		RPI 51-100		RPI 101-150		RPI 150+		
9-5-2	0-0-0	0-0-0		OVERALL		0-1-0		0-1-0		9-3-2		
5-2-0	0-0-0	0-0-0		HOME		0-0-0		0-1-0		5-1-0		
4-3-2	0-0-0	0-0-0		AWAY		0-1-0		0-0-0		4-2-2		
0-0-0	0-0-0	0-0-0		NEUTRAL		0-0-0		0-0-0		0-0-0		
<hr/>												
6-2-1	0-0-0	0-0-0		NON-CONFERENCE		0-1-0		0-0-0		6-1-1		
4-0-0	0-0-0	0-0-0		HOME		0-0-0		0-0-0		4-0-0		
2-2-1	0-0-0	0-0-		AWAY		0-1-0		0-0-0		2-1-1		
0-0-0	0-0-0	0-0-0		NEUTRAL		0-0-0		0-0-0		0-0-0		
<hr/>												
3-3-1	0-0-0	0-0-0		CONFERENCE		0-0-0		0-1-0		3-2-1		
1-2-0	0-0-0	0-0-0		HOME		0-0-0		0-1-0		1-1-0		
2-1-1	0-0-0	0-0-0		AWAY		0-0-0		0-0-0		2-1-1		
0-0-0	0-0-0	0-0-0		NEUTRAL		0-0-0		0-0-0		0-0-0		
<hr/>												
RPI	S	Opponent	Score	RPI	S	Opponent	Score	RPI	S	Opponent	Score	
								65	A	Georgia	0	4
								137	H	Stony Brook	0	2
								154	A	Albany (NY)	0	0
								180	H	Fairleigh Dickinson	2	1
								185	A	New Hampshire	2	0
								201	A	Cornell	1	1
								205	A	UMass Lowell	1	0
								207	H	Hartford	0	1
								252	A	George Mason	0	2
								265	H	Vermont	3	2
								271	A	Maine	1	3
								277	H	St. Bonaventure	2	0
								288	A	American	3	1
								306	H	Wagner	1	0
								311	H	Manhattan	2	0
333	A	St. Francis Brooklyn	2	0								
<hr/>												
LAST 10 GAMES												
205 A UMass Lowell				1	0	185 A New Hampshire				2	0	
207 H Hartford				0	1	265 H Vermont				3	2	
271 A Maine				1	3	201 A Cornell				1	1	
137 H Stony Brook				0	2	180 H Fairleigh Dickinson				2	1	
154 A Albany (NY)				0	0	306 H Wagner				1	0	

Non-Div. I Games:

Binghamton

Average RPI Win: 215		WON-LOST RECORD		WINNING PCT. RANK		LAST 10 GAMES		STRENGTH OF SCHEDULE		OPP. STRENGTH OF SCHEDULE		TEAM RPI		ADJ RPI		CONF. RPI		ADJ CONF. RPI	
Average RPI Loss: 55																			
DIV. I ONLY		3-14-0		.17647 319		1-9-0		40		50		204		.47851 203		4		4	
DIV. I NON-CONF.		3-6-0		.33333 246		1-1-0		41		91		143		.51671 143		4		4	
TOTALS		RPI 1-25		RPI 26-50		W-L RECORDS		RPI 51-100		RPI 101-150		RPI 150+							
3-14-0		0-4-0		0-4-0		OVERALL		0-5-0		0-0-0		3-1-0							
1-5-0		0-2-0		0-0-0		HOME		0-3-0		0-0-0		1-0-0							
2-9-0		0-2-0		0-4-0		AWAY		0-2-0		0-0-0		2-1-0							
0-0-0		0-0-0		0-0-0		NEUTRAL		0-0-0		0-0-0		0-0-0							
3-6-0		0-2-0		0-2-0		NON-CONFERENCE		0-2-0		0-0-0		3-0-0							
1-1-0		0-0-0		0-0-0		HOME		0-1-0		0-0-0		1-0-0							
2-5-0		0-2-0		0-0-		AWAY		0-1-0		0-0-0		2-0-0							
0-0-0		0-0-0		0-0-0		NEUTRAL		0-0-0		0-0-0		0-0-0							
0-8-0		0-2-0		0-2-0		CONFERENCE		0-3-0		0-0-0		0-1-0							
0-4-0		0-2-0		0-0-0		HOME		0-2-0		0-0-0		0-0-0							
0-4-0		0-0-0		0-2-0		AWAY		0-1-0		0-0-0		0-1-0							
0-0-0		0-0-0		0-0-0		NEUTRAL		0-0-0		0-0-0		0-0-0							
RPI S	Opponent	Score		RPI S	Opponent	Score		RPI S	Opponent	Score		RPI S	Opponent	Score					
11 A	UCLA	0	3	33 A	West Virginia	0	2	51 H	TCU	1	2	186 A	Kansas St.	1	2				
15 H	Texas Tech	0	1	38 A	Iowa	1	2	54 A	Baylor	0	2	192 A	UC Irvine	1	0				
16 H	Oklahoma St.	0	3	45 A	Saint Louis	0	1	67 H	Oklahoma	0	1	217 H	Omaha	1	0				
25 A	Memphis	0	3	46 A	Texas	2	3	85 H	Purdue	1	2	236 A	SIUE	2	1				

Non-Div. I Games:

Iowa St.

Average RPI Win:	186	WON-LOST RECORD	WINNING PCT. RANK	LAST 10 GAMES	STRENGTH OF SCHEDULE	OPP. STRENGTH OF SCHEDULE	TEAM RPI	ADJ RPI	CONF. RPI	ADJ CONF. RPI	
DIV. I ONLY	7-9-2	.44444	200	4-6-0	181	158	203	.47821	204	13	13
DIV. I NON-CONF.	3-3-2	.5	159	0	257	181	219	.46379	220	13	13
<hr/>											
TOTALS	RPI 1-25	RPI 26-50	W-L RECORDS		RPI 51-100	RPI 101-150	RPI 150+				
7-9-2	0-0-0	0-1-0	OVERALL		1-2-0	2-2-0	4-4-2				
5-3-0	0-0-0	0-0-0	HOME		1-1-0	1-2-0	3-0-0				
2-6-2	0-0-0	0-1-0	AWAY		0-1-0	1-0-0	1-4-2				
0-0-0	0-0-0	0-0-0	NEUTRAL		0-0-0	0-0-0	0-0-0				
3-3-2	0-0-0	0-0-0	NON-CONFERENCE		1-1-0	0-1-0	2-1-2				
2-1-0	0-0-0	0-0-0	HOME		1-0-0	0-1-0	1-0-0				
1-2-2	0-0-0	0-0-	AWAY		0-1-0	0-0-0	1-1-2				
0-0-0	0-0-0	0-0-0	NEUTRAL		0-0-0	0-0-0	0-0-0				
4-6-0	0-0-0	0-1-0	CONFERENCE		0-1-0	2-1-0	2-3-0				
3-2-0	0-0-0	0-0-0	HOME		0-1-0	1-1-0	2-0-0				
1-4-0	0-0-0	0-1-0	AWAY		0-0-0	1-0-0	0-3-0				
0-0-0	0-0-0	0-0-0	NEUTRAL		0-0-0	0-0-0	0-0-0				
RPI S	Opponent	Score	RPI S	Opponent	Score	RPI S	Opponent	Score	RPI S	Opponent	Score
			45 A	Saint Louis	0 4	71 H	La Salle	1 2	101 H	Elon	1 3
						80 A	Delaware	0 3	104 A	Massachusetts	2 1
						89 H	UNC Greensboro	2 1	110 H	VCU	1 0
									114 H	George Washington	0 1
									168 A	Coastal Caro.	3 3
									173 A	East Carolina	1 1
									179 H	Saint Joseph's	3 0
									200 H	Fordham	1 0
									219 A	Duquesne	1 2
									233 A	Rhode Island	0 1
									277 A	St. Bonaventure	1 2
									283 A	Towson	0 3
									288 H	American	3 0
									329 A	Hampton	5 0
<hr/>											
LAST 10 GAMES											
	179 H	Saint Joseph's	3	0	114 H	George Washington	0	1			
	45 A	Saint Louis	0	4	219 A	Duquesne	1	2			
	233 A	Rhode Island	0	1	200 H	Fordham	1	0			
	110 H	VCU	1	0	71 H	La Salle	1	2			
	277 A	St. Bonaventure	1	2	104 A	Massachusetts	2	1			

Non-Div. I Games:

Richmond

Average RPI Win: 222		WON-LOST	WINNING	LAST 10	STRENGTH OF	OPP. STRENGTH	TEAM	ADJ	CONF.	ADJ CONF.							
Average RPI Loss: 121		RECORD	PCT. RANK	GAMES	SCHEDULE	OF SCHEDULE	RPI	RPI	RPI	RPI							
DIV. I ONLY		4-9-2	.33333	260	4-5-1		93	160	205	.47745	205	24	24				
DIV. I NON-CONF.		1-6-1	.1875	303	1-2-0		48	60	197	.47812	195	22	22				
<hr/>																	
TOTALS		RPI 1-25		RPI 26-50		W-L RECORDS		RPI 51-100		RPI 101-150		RPI 150+					
4-9-2		0-1-0		0-1-0		OVERALL		0-2-0		1-1-1		3-4-1					
1-3-2		0-0-0		0-0-0		HOME		0-0-0		0-1-1		1-2-1					
3-6-0		0-1-0		0-1-0		AWAY		0-2-0		1-0-0		2-2-0					
0-0-0		0-0-0		0-0-0		NEUTRAL		0-0-0		0-0-0		0-0-0					
<hr/>																	
1-6-1		0-1-0		0-1-0		NON-CONFERENCE		0-2-0		0-1-1		1-1-0					
0-1-1		0-0-0		0-0-0		HOME		0-0-0		0-1-1		0-0-0					
1-5-0		0-1-0		0-0-		AWAY		0-2-0		0-0-0		1-1-0					
0-0-0		0-0-0		0-0-0		NEUTRAL		0-0-0		0-0-0		0-0-0					
<hr/>																	
3-3-1		0-0-0		0-0-0		CONFERENCE		0-0-0		1-0-0		2-3-1					
1-2-1		0-0-0		0-0-0		HOME		0-0-0		0-0-0		1-2-1					
2-1-0		0-0-0		0-0-0		AWAY		0-0-0		1-0-0		1-1-0					
0-0-0		0-0-0		0-0-0		NEUTRAL		0-0-0		0-0-0		0-0-0					
<hr/>																	
RPI	S	Opponent		Score		RPI	S	Opponent		Score		RPI	S	Opponent		Score	
7	A	Brown		0 4		41	A	Harvard		1 4		57	A	Boston College		1 4	
												68	A	Providence		0 1	

Non-Div. I Games:

UMass Lowell

Average RPI Win:	224	WON-LOST RECORD	WINNING PCT. RANK	LAST 10 GAMES	STRENGTH OF SCHEDULE	OPP. STRENGTH OF SCHEDULE	TEAM RPI	ADJ RPI	CONF. RPI	ADJ CONF. RPI			
DIV. I ONLY		4-13-0	.23529	298	2-8-0	39	179	206	.47708	206	10	10	
DIV. I NON-CONF.		2-6-0	.25	279	0-1-0	49	234	196	.47817	194	11	11	
<hr/>													
TOTALS	RPI 1-25	RPI 26-50		W-L RECORDS		RPI 51-100		RPI 101-150		RPI 150+			
4-13-0	0-1-0	0-2-0		OVERALL		1-4-0		0-3-0		3-3-0			
3-4-0	0-0-0	0-0-0		HOME		1-1-0		0-1-0		2-2-0			
1-8-0	0-1-0	0-2-0		AWAY		0-3-0		0-1-0		1-1-0			
0-1-0	0-0-0	0-0-0		NEUTRAL		0-0-0		0-1-0		0-0-0			
<hr/>													
2-6-0	0-0-0	0-2-0		NON-CONFERENCE		0-1-0		0-1-0		2-2-0			
2-1-0	0-0-0	0-0-0		HOME		0-0-0		0-0-0		2-1-0			
0-4-0	0-0-0	0-0-		AWAY		0-1-0		0-0-0		0-1-0			
0-1-0	0-0-0	0-0-0		NEUTRAL		0-0-0		0-1-0		0-0-0			
<hr/>													
2-7-0	0-1-0	0-0-0		CONFERENCE		1-3-0		0-2-0		1-1-0			
1-3-0	0-0-0	0-0-0		HOME		1-1-0		0-1-0		0-1-0			
1-4-0	0-1-0	0-0-0		AWAY		0-2-0		0-1-0		1-0-0			
0-0-0	0-0-0	0-0-0		NEUTRAL		0-0-0		0-0-0		0-0-0			
<hr/>													
RPI	S	Opponent	Score	RPI	S	Opponent	Score	RPI	S	Opponent	Score		
23	A	Fla. Atlantic	0 4	30	A	Michigan	0 5	64	A	North Texas	0 2		
				42	A	Vanderbilt	2 3	74	A	Rice	1 2		
								77	A	FGCU	0 2		
								78	H	Charlotte	1 2		
								94	H	Old Dominion	3 2		
										127	H	UTSA	2 3
										136	N	Lipscomb	0 2
										148	A	Louisiana Tech	2 3
										162	A	Michigan St.	1 5
										171	H	High Point	3 1
										172	H	UTEP	2 3
										193	H	Ohio	1 4
										315	A	FIU	6 0
										317	H	Youngstown St.	3 0
<hr/>													
LAST 10 GAMES													
148	A	Louisiana Tech	2 3	94	H	Old Dominion	3 2						
64	A	North Texas	0 2	315	A	FIU	6 0						
74	A	Rice	1 2	172	H	UTEP	2 3						
127	H	UTSA	2 3	77	A	FGCU	0 2						
78	H	Charlotte	1 2	23	A	Fla. Atlantic	0 4						

Non-Div. I Games:

Marshall

Average RPI Win: 280		WON-LOST	WINNING	LAST 10	STRENGTH OF		OPP. STRENGTH	TEAM	ADJ		CONF.	ADJ CONF.		
Average RPI Loss: 137		RECORD	PCT. RANK	GAMES	SCHEDULE		OF SCHEDULE	RPI	RPI		RPI	RPI		
DIV. I ONLY		8-6-1	.56667	132	6-4-0		282	244	208	.47556	207	24	24	
DIV. I NON-CONF.		3-4-1	.4375	197	1-2-0		259	256	256	.44293	255	22	22	
TOTALS		RPI 1-25	RPI 26-50		W-L RECORDS		RPI 51-100		RPI 101-150		RPI 150+			
8-6-1		0-1-0	0-0-0		OVERALL		0-1-0		0-0-0		8-4-1			
4-2-1		0-0-0	0-0-0		HOME		0-0-0		0-0-0		4-2-1			
4-4-0		0-1-0	0-0-0		AWAY		0-1-0		0-0-0		4-2-0			
0-0-0		0-0-0	0-0-0		NEUTRAL		0-0-0		0-0-0		0-0-0			
3-4-1		0-1-0	0-0-0		NON-CONFERENCE		0-1-0		0-0-0		3-2-1			
2-1-1		0-0-0	0-0-0		HOME		0-0-0		0-0-0		2-1-1			
1-3-0		0-1-0	0-0-		AWAY		0-1-0		0-0-0		1-1-0			
0-0-0		0-0-0	0-0-0		NEUTRAL		0-0-0		0-0-0		0-0-0			
5-2-0		0-0-0	0-0-0		CONFERENCE		0-0-0		0-0-0		5-2-0			
2-1-0		0-0-0	0-0-0		HOME		0-0-0		0-0-0		2-1-0			
3-1-0		0-0-0	0-0-0		AWAY		0-0-0		0-0-0		3-1-0			
0-0-0		0-0-0	0-0-0		NEUTRAL		0-0-0		0-0-0		0-0-0			
RPI	S	Opponent	Score		RPI	S	Opponent	Score		RPI	S	Opponent	Score	
7	A	Brown	0 1							154	A	Albany (NY)	1 2	
										157	A	Quinnipiac	0 2	
										185	H	New Hampshire	0 1	
										202	A	Binghamton	1 0	
										205	A	UMass Lowell	2 1	
										247	H	Lafayette	0 0	
										251	H	Sacred Heart	2 3	
										265	H	Vermont	2 1	
										271	H	Maine	2 1	
										311	H	Manhattan	2 1	
										323	A	UMBC	2 1	
										328	A	Merrimack	1 0	
										335	H	Delaware St.	6 0	
LAST 10 GAMES														
										205	A	UMass Lowell	2 1	
										154	A	Albany (NY)	1 2	
										335	H	Delaware St.	6 0	
										7	A	Brown	0 1	
										157	A	Quinnipiac	0 2	

Non-Div. I Games:

Hartford

Average RPI Win: 208		WON-LOST RECORD	WINNING PCT. RANK		LAST 10 GAMES	STRENGTH OF SCHEDULE	OPP. STRENGTH OF SCHEDULE	TEAM RPI	ADJ RPI		CONF. RPI	ADJ CONF. RPI
Average RPI Loss: 134												
DIV. I ONLY		7-10-1	.41667	220	2-7-1	176	141	209	.47547	208	12	12
DIV. I NON-CONF.		5-3-0	.625	97	0	178	194	121	.52616	122	12	12
<hr/>												
TOTALS		RPI 1-25		RPI 26-50		W-L RECORDS		RPI 51-100		RPI 101-150		RPI 150+
7-10-1		0-0-0		0-0-0		OVERALL		0-3-0		2-5-0		5-2-1
3-3-0		0-0-0		0-0-0		HOME		0-1-0		0-2-0		3-0-0
4-7-1		0-0-0		0-0-0		AWAY		0-2-0		2-3-0		2-2-1
0-0-0		0-0-0		0-0-0		NEUTRAL		0-0-0		0-0-0		0-0-0
5-3-0		0-0-0		0-0-0		NON-CONFERENCE		0-1-0		2-2-0		3-0-0
2-0-0		0-0-0		0-0-0		HOME		0-0-0		0-0-0		2-0-0
3-3-0		0-0-0		0-0-		AWAY		0-1-0		2-2-0		1-0-0
0-0-0		0-0-0		0-0-0		NEUTRAL		0-0-0		0-0-0		0-0-0
2-7-1		0-0-0		0-0-0		CONFERENCE		0-2-0		0-3-0		2-2-1
1-3-0		0-0-0		0-0-0		HOME		0-1-0		0-2-0		1-0-0
1-4-1		0-0-0		0-0-0		AWAY		0-1-0		0-1-0		1-2-1
0-0-0		0-0-0		0-0-0		NEUTRAL		0-0-0		0-0-0		0-0-0
RPI	S	Opponent	Score	RPI	S	Opponent	Score	RPI	S	Opponent	Score	
								55	A	Utah	0	3
								90	A	Colorado St.	0	1
								99	H	San Diego St.	0	1

Non-Div. I Games:

Utah St.

Average RPI Win:	241	WON-LOST RECORD	WINNING PCT. RANK	LAST 10 GAMES	STRENGTH OF SCHEDULE	OPP. STRENGTH OF SCHEDULE	TEAM RPI	ADJ RPI	CONF. RPI	ADJ CONF. RPI		
DIV. I ONLY		8-10-0	.44444	200	3-7-0	206	140	210	.47541	209	11	11
DIV. I NON-CONF.		6-3-0	.66667	79	1-0-0	227	229	139	.51756	139	10	10
<hr/>												
TOTALS	RPI 1-25		RPI 26-50		W-L RECORDS		RPI 51-100		RPI 101-150		RPI 150+	
8-10-0	0-2-0		0-0-0		OVERALL		1-2-0		1-3-0		6-3-0	
4-4-0	0-1-0		0-0-0		HOME		1-1-0		0-1-0		3-1-0	
3-5-0	0-0-0		0-0-0		AWAY		0-1-0		0-2-0		3-2-0	
1-1-0	0-1-0		0-0-0		NEUTRAL		0-0-0		1-0-0		0-0-0	
6-3-0	0-1-0		0-0-0		NON-CONFERENCE		0-1-0		1-1-0		5-0-0	
3-1-0	0-0-0		0-0-0		HOME		0-1-0		0-0-0		3-0-0	
2-1-0	0-0-0		0-0-		AWAY		0-0-0		0-1-0		2-0-0	
1-1-0	0-1-0		0-0-0		NEUTRAL		0-0-0		1-0-0		0-0-0	
2-7-0	0-1-0		0-0-0		CONFERENCE		1-1-0		0-2-0		1-3-0	
1-3-0	0-1-0		0-0-0		HOME		1-0-0		0-1-0		0-1-0	
1-4-0	0-0-0		0-0-0		AWAY		0-1-0		0-1-0		1-2-0	
0-0-0	0-0-0		0-0-0		NEUTRAL		0-0-0		0-0-0		0-0-0	
RPI	S	Opponent	Score	RPI	S	Opponent	Score	RPI	S	Opponent	Score	
9	N	Virginia Tech	0 1					63	H	Furman	1 2	
22	H	Hofstra	0 3					79	A	UNCW	0 5	
								80	H	Delaware	1 0	

Non-Div. I Games:

Col. of Charleston

Average RPI Win:	258	WON-LOST	WINNING	LAST 10	STRENGTH OF	OPP. STRENGTH	TEAM	ADJ	CONF.	ADJ CONF.	
Average RPI Loss:	157	RECORD	PCT. RANK	GAMES	SCHEDULE	OF SCHEDULE	RPI	RPI	RPI	RPI	
DIV. I ONLY	7-8-1	.46875	189	4-5-1	197	231	207	.47463	210	7	7
DIV. I NON-CONF.	6-4-0	.6	120	3-1-0	207	318	166	.49464	168	8	8
<hr/>											
TOTALS	RPI 1-25	RPI 26-50		W-L RECORDS		RPI 51-100		RPI 101-150		RPI 150+	
7-8-1	0-1-0	0-1-1		OVERALL		0-1-0		0-0-0		7-5-0	
6-1-1	0-0-0	0-0-1		HOME		0-1-0		0-0-0		6-0-0	
1-7-0	0-1-0	0-1-0		AWAY		0-0-0		0-0-0		1-5-0	
0-0-0	0-0-0	0-0-0		NEUTRAL		0-0-0		0-0-0		0-0-0	
6-4-0	0-0-0	0-1-0		NON-CONFERENCE		0-0-0		0-0-0		6-3-0	
5-0-0	0-0-0	0-0-0		HOME		0-0-0		0-0-0		5-0-0	
1-4-0	0-0-0	0-0-		AWAY		0-0-0		0-0-0		1-3-0	
0-0-0	0-0-0	0-0-0		NEUTRAL		0-0-0		0-0-0		0-0-0	
1-4-1	0-1-0	0-0-1		CONFERENCE		0-1-0		0-0-0		1-2-0	
1-1-1	0-0-0	0-0-1		HOME		0-1-0		0-0-0		1-0-0	
0-3-0	0-1-0	0-0-0		AWAY		0-0-0		0-0-0		0-2-0	
0-0-0	0-0-0	0-0-0		NEUTRAL		0-0-0		0-0-0		0-0-0	
RPI S	Opponent	Score	RPI S	Opponent	Score	RPI S	Opponent	Score	RPI S	Opponent	Score
17 A	BYU	0 8	43 A	Oregon St.	0 3	58 H	San Francisco	0 4	151 H	California Baptist	2 1
			44 H	Portland	1 1				152 A	San Diego	0 5
									197 H	Montana	1 0
									213 A	LMU (CA)	0 2
									223 A	North Dakota	1 2
									226 A	North Dakota St.	0 1
									255 A	UC Davis	1 0
									293 H	Green Bay	1 0
									302 H	Pacific	1 0
									305 H	Portland St.	1 0
									306 H	Wagner	6 1
									320 A	Idaho St.	1 2
<hr/>											
LAST 10 GAMES											
213 A	LMU (CA)	0 2	58 H	San Francisco	0 4						
302 H	Pacific	1 0	255 A	UC Davis	1 0						
17 A	BYU	0 8	197 H	Montana	1 0						
44 H	Portland	1 1	305 H	Portland St.	1 0						
152 A	San Diego	0 5	320 A	Idaho St.	1 2						

Non-Div. I Games:

Saint Mary's (CA)

Average RPI Win:	231	WON-LOST RECORD	WINNING PCT. RANK	LAST 10 GAMES	STRENGTH OF SCHEDULE	OPP. STRENGTH OF SCHEDULE	TEAM RPI	ADJ RPI	CONF. RPI	ADJ CONF. RPI							
Average RPI Loss:	164																
DIV. I ONLY	5-7-5	.44118	206	4-5-1	188	200	211	.47454	211	21	21						
DIV. I NON-CONF.	2-3-4	.44444	191	1-1-0	209	151	205	.47382	203	23	23						
<hr/>																	
TOTALS	RPI 1-25	RPI 26-50		W-L RECORDS		RPI 51-100		RPI 101-150		RPI 150+							
5-7-5	0-0-0	0-0-0		OVERALL		0-3-1		0-0-0		5-4-4							
5-2-1	0-0-0	0-0-0		HOME		0-1-1		0-0-0		5-1-0							
0-5-4	0-0-0	0-0-0		AWAY		0-2-0		0-0-0		0-3-4							
0-0-0	0-0-0	0-0-0		NEUTRAL		0-0-0		0-0-0		0-0-0							
<hr/>																	
2-3-4	0-0-0	0-0-0		NON-CONFERENCE		0-2-1		0-0-0		2-1-3							
2-1-1	0-0-0	0-0-0		HOME		0-1-1		0-0-0		2-0-0							
0-2-3	0-0-0	0-0-		AWAY		0-1-0		0-0-0		0-1-3							
0-0-0	0-0-0	0-0-0		NEUTRAL		0-0-0		0-0-0		0-0-0							
<hr/>																	
3-4-1	0-0-0	0-0-0		CONFERENCE		0-1-0		0-0-0		3-3-1							
3-1-0	0-0-0	0-0-0		HOME		0-0-0		0-0-0		3-1-0							
0-3-1	0-0-0	0-0-0		AWAY		0-1-0		0-0-0		0-2-1							
0-0-0	0-0-0	0-0-0		NEUTRAL		0-0-0		0-0-0		0-0-0							
<hr/>																	
RPI S	Opponent	Score	RPI S	Opponent	Score	RPI S	Opponent	Score	RPI S	Opponent	Score						
						62 H	Monmouth	0 0	179 H	Saint Joseph's	2 0						
						75 A	Princeton	0 4	180 A	Fairleigh Dickinson	1 1						
						80 H	Delaware	0 2	182 A	Army West Point	0 1						
						92 A	Navy	0 1	198 H	Holy Cross	1 0						
									200 A	Fordham	0 0						
									219 A	Duquesne	1 2						
									220 H	Boston U.	1 0						
									227 A	Temple	0 0						
									231 A	Colgate	0 0						
									235 H	Bucknell	3 1						
									247 A	Lafayette	0 2						
									256 H	Loyola Maryland	0 1						
									323 H	UMBC	2 0						
						<hr/>											
									LAST 10 GAMES								
			182 A	Army West Point	0 1	92 A	Navy	0 1									
			231 A	Colgate	0 0	235 H	Bucknell	3 1									
			198 H	Holy Cross	1 0	247 A	Lafayette	0 2									
			75 A	Princeton	0 4	256 H	Loyola Maryland	0 1									
			220 H	Boston U.	1 0	179 H	Saint Joseph's	2 0									

Non-Div. I Games:

Lehigh

Average RPI Win:	218	WON-LOST RECORD	WINNING PCT. RANK	LAST 10 GAMES	STRENGTH OF SCHEDULE	OPP. STRENGTH OF SCHEDULE	TEAM RPI	ADJ RPI	CONF. RPI	ADJ CONF. RPI	
Average RPI Loss:	147										
DIV. I ONLY	7-7-4	.5	168	4-5-1	262	146	213	.47374	212	12	12
DIV. I NON-CONF.	3-2-3	.5625	135	0	305	199	247	.44871	245	12	12
TOTALS	RPI 1-25	RPI 26-50	W-L RECORDS	RPI 51-100	RPI 101-150	RPI 150+					
7-7-4	0-0-0	0-0-0	OVERALL	1-2-0	0-2-1	6-3-3					
5-4-1	0-0-0	0-0-0	HOME	1-2-0	0-1-1	4-1-0					
2-2-3	0-0-0	0-0-0	AWAY	0-0-0	0-1-0	2-1-3					
0-1-0	0-0-0	0-0-0	NEUTRAL	0-0-0	0-0-0	0-1-0					
3-2-3	0-0-0	0-0-0	NON-CONFERENCE	0-1-0	0-0-0	3-1-3					
3-1-0	0-0-0	0-0-0	HOME	0-1-0	0-0-0	3-0-0					
0-0-3	0-0-0	0-0-	AWAY	0-0-0	0-0-0	0-0-3					
0-1-0	0-0-0	0-0-0	NEUTRAL	0-0-0	0-0-0	0-1-0					
4-5-1	0-0-0	0-0-0	CONFERENCE	1-1-0	0-2-1	3-2-0					
2-3-1	0-0-0	0-0-0	HOME	1-1-0	0-1-1	1-1-0					
2-2-0	0-0-0	0-0-0	AWAY	0-0-0	0-1-0	2-1-0					
0-0-0	0-0-0	0-0-0	NEUTRAL	0-0-0	0-0-0	0-0-0					
RPI S	Opponent	Score	RPI S	Opponent	Score	RPI S	Opponent	Score	RPI S	Opponent	Score
						54 H	Baylor	0 2	115 H	New Mexico	0 3
						82 H	Boise St.	0 1	132 A	Air Force	2 3
						99 H	San Diego St.	3 2	141 H	San Jose St.	0 0
									153 H	Fresno St.	0 2
									155 A	Colorado Col.	3 2
									172 A	UTEP	2 2
									181 A	UNLV	3 2
									197 A	Montana	1 1
									208 H	Utah St.	2 1
									224 N	South Dakota	2 3
									257 H	Northern Colo.	3 2
									266 A	Nevada	1 2
									279 A	New Mexico St.	1 1
									308 H	Southern Utah	2 0
									320 H	Idaho St.	4 1
LAST 10 GAMES											
						266 A	Nevada	1 2	141 H	San Jose St.	0 0
						181 A	UNLV	3 2	155 A	Colorado Col.	3 2
						208 H	Utah St.	2 1	132 A	Air Force	2 3
						82 H	Boise St.	0 1	115 H	New Mexico	0 3
						153 H	Fresno St.	0 2	99 H	San Diego St.	3 2

Non-Div. I Games:

Wyoming

Average RPI Win:		182	WON-LOST RECORD		WINNING PCT. RANK		LAST 10 GAMES		STRENGTH OF SCHEDULE		OPP. STRENGTH OF SCHEDULE		TEAM RPI		ADJ RPI		CONF. RPI		ADJ CONF. RPI				
DIV. I ONLY			4-10-2		.3125 274		4-6-0		105		109		214		.47363 213		7 7						
DIV. I NON-CONF.			1-7-2		.2 301		1-3-0		95		130		239		.45669 236		8 8						
TOTALS		RPI 1-25		RPI 26-50		W-L RECORDS		RPI 51-100		RPI 101-150		RPI 150+											
4-10-2		0-1-0		0-3-0		OVERALL		1-1-0		0-3-0		3-2-2											
2-6-1		0-0-0		0-2-0		HOME		0-1-0		0-3-0		2-0-1											
2-3-1		0-0-0		0-1-0		AWAY		1-0-0		0-0-0		1-2-1											
0-1-0		0-1-0		0-0-0		NEUTRAL		0-0-0		0-0-0		0-0-0											
1-7-2		0-1-0		0-2-0		NON-CONFERENCE		0-0-0		0-3-0		1-1-2											
0-4-1		0-0-0		0-1-0		HOME		0-0-0		0-3-0		0-0-1											
1-2-1		0-0-0		0-0-		AWAY		0-0-0		0-0-0		1-1-1											
0-1-0		0-1-0		0-0-0		NEUTRAL		0-0-0		0-0-0		0-0-0											
3-3-0		0-0-0		0-1-0		CONFERENCE		1-1-0		0-0-0		2-1-0											
2-2-0		0-0-0		0-1-0		HOME		0-1-0		0-0-0		2-0-0											
1-1-0		0-0-0		0-0-0		AWAY		1-0-0		0-0-0		0-1-0											
0-0-0		0-0-0		0-0-0		NEUTRAL		0-0-0		0-0-0		0-0-0											
RPI	S	Opponent		Score		RPI	S	Opponent		Score		RPI	S	Opponent		Score							
15	N	Texas Tech		1	3	26	A	Washington St.		1	2	58	A	San Francisco		1	0	130	H	UC Santa Barbara		2	4
						40	H	Penn St.		0	3	84	H	Gonzaga		0	3	138	H	Cal St. Fullerton		0	1
						49	H	Pepperdine		0	1							141	H	San Jose St.		0	1
																		152	A	San Diego		2	3
																		156	A	Seattle U		1	0
																		165	A	Pittsburgh		4	5
																		210	H	Saint Mary's (CA)		2	0
																		219	A	Duquesne		1	1
																		243	H	Drexel		1	1
																		302	H	Pacific		3	1
LAST 10 GAMES																							
						210	H	Saint Mary's (CA)		2	0	302	H	Pacific		3	1						
						84	H	Gonzaga		0	3	156	A	Seattle U		1	0						
						152	A	San Diego		2	3	130	H	UC Santa Barbara		2	4						
						49	H	Pepperdine		0	1	138	H	Cal St. Fullerton		0	1						
						58	A	San Francisco		1	0	26	A	Washington St.		1	2						

Non-Div. I Games:

LMU (CA)

Average RPI Win:	312	WON-LOST	WINNING	LAST 10	STRENGTH OF	OPP. STRENGTH	TEAM	ADJ	CONF.	ADJ CONF.	
Average RPI Loss:	208	RECORD	PCT. RANK	GAMES	SCHEDULE	OF SCHEDULE	RPI	RPI	RPI	RPI	
DIV. I ONLY	12-3-0	.8	20	9-1-0	336	334	215	.47327	214	31	31
DIV. I NON-CONF.	3-2-0	.6	120	0	291	293	226	.46151	225	31	31
<hr/>											
TOTALS	RPI 1-25	RPI 26-50		W-L RECORDS		RPI 51-100		RPI 101-150		RPI 150+	
12-3-0	0-0-0	0-0-0		OVERALL		0-1-0		0-0-0		12-2-0	
9-0-0	0-0-0	0-0-0		HOME		0-0-0		0-0-0		9-0-0	
3-3-0	0-0-0	0-0-0		AWAY		0-1-0		0-0-0		3-2-0	
0-0-0	0-0-0	0-0-0		NEUTRAL		0-0-0		0-0-0		0-0-0	
<hr/>											
3-2-0	0-0-0	0-0-0		NON-CONFERENCE		0-1-0		0-0-0		3-1-0	
3-0-0	0-0-0	0-0-0		HOME		0-0-0		0-0-0		3-0-0	
0-2-0	0-0-0	0-0-		AWAY		0-1-0		0-0-0		0-1-0	
0-0-0	0-0-0	0-0-0		NEUTRAL		0-0-0		0-0-0		0-0-0	
<hr/>											
9-1-0	0-0-0	0-0-0		CONFERENCE		0-0-0		0-0-0		9-1-0	
6-0-0	0-0-0	0-0-0		HOME		0-0-0		0-0-0		6-0-0	
3-1-0	0-0-0	0-0-0		AWAY		0-0-0		0-0-0		3-1-0	
0-0-0	0-0-0	0-0-0		NEUTRAL		0-0-0		0-0-0		0-0-0	
<hr/>											
RPI	S	Opponent	Score	RPI	S	Opponent	Score	RPI	S	Opponent	Score
								92	A	Navy	0 3
								248	A	Longwood	0 2
								274	H	Robert Morris	2 1
								281	A	Grambling	1 0
								284	A	Alabama A&M	1 2
								287	H	Prairie View	3 0
								299	H	Texas Southern	1 0
								300	H	Jackson St.	4 0
								322	H	VMI	1 0
								324	H	Mt. St. Mary's	1 0
								326	A	Alabama St.	1 0
								327	H	Southern U.	4 0
								332	A	Ark.-Pine Bluff	2 0
								337	H	Mississippi Val.	3 0
								338	H	Alcorn	5 2
								<hr/>			
LAST 10 GAMES											
284 A Alabama A&M				1	2	332 A Ark.-Pine Bluff				2	0
326 A Alabama St.				1	0	287 H Prairie View				3	0
338 H Alcorn				5	2	299 H Texas Southern				1	0
337 H Mississippi Val.				3	0	327 H Southern U.				4	0
281 A Grambling				1	0	300 H Jackson St.				4	0

Non-Div. I Games:

Howard

Average RPI Win:	250	WON-LOST	WINNING	LAST 10	STRENGTH OF	OPP. STRENGTH	TEAM	ADJ	CONF.	ADJ CONF.	
Average RPI Loss:	163	RECORD	PCT. RANK	GAMES	SCHEDULE	OF SCHEDULE	RPI	RPI	RPI	RPI	
DIV. I ONLY	6-7-5	.47222	175	4-3-3	201	261	212	.47229	215	27	27
DIV. I NON-CONF.	2-4-2	.375	218	0	117	225	188	.47997	191	25	25
TOTALS	RPI 1-25	RPI 26-50	W-L RECORDS		RPI 51-100	RPI 101-150		RPI 150+			
6-7-5	0-0-0	0-1-0	OVERALL		0-0-1	1-3-1		5-3-3			
4-3-1	0-0-0	0-0-0	HOME		0-0-0	1-1-0		3-2-1			
2-3-3	0-0-0	0-0-0	AWAY		0-0-0	0-2-1		2-1-2			
0-1-1	0-0-0	0-1-0	NEUTRAL		0-0-1	0-0-0		0-0-0			
2-4-2	0-0-0	0-1-0	NON-CONFERENCE		0-0-1	0-2-1		2-1-0			
1-2-0	0-0-0	0-0-0	HOME		0-0-0	0-1-0		1-1-0			
1-1-1	0-0-0	0-0-	AWAY		0-0-0	0-1-1		1-0-0			
0-1-1	0-0-0	0-1-0	NEUTRAL		0-0-1	0-0-0		0-0-0			
4-3-3	0-0-0	0-0-0	CONFERENCE		0-0-0	1-1-0		3-2-3			
3-1-1	0-0-0	0-0-0	HOME		0-0-0	1-0-0		2-1-1			
1-2-2	0-0-0	0-0-0	AWAY		0-0-0	0-1-0		1-1-2			
0-0-0	0-0-0	0-0-0	NEUTRAL		0-0-0	0-0-0		0-0-0			
RPI S	Opponent	Score	RPI S	Opponent	Score	RPI S	Opponent	Score	RPI S	Opponent	Score
			28 N	Arizona	0 3	88 N	South Alabama	2 2	121 H	Murray St.	3 0
									124 A	Southeast Mo. St.	2 3
									128 A	Troy	0 0
									133 A	Arizona St.	1 7
									136 H	Lipscomb	0 2
									176 H	UT Martin	1 2
									236 A	SIUE	2 2
									253 H	Appalachian St.	2 1
									260 H	Austin Peay	2 1
									261 A	Belmont	0 1
									270 H	Eastern Ky.	3 1
									278 A	North Ala.	2 1
									282 H	Evansville	0 2
									292 A	Eastern Ill.	1 1
									298 H	Morehead St.	1 1
									316 A	Jacksonville St.	1 0
LAST 10 GAMES											
			124 A	Southeast Mo. St.	2 3	260 H	Austin Peay	2 1			
			176 H	UT Martin	1 2	261 A	Belmont	0 1			
			292 A	Eastern Ill.	1 1	236 A	SIUE	2 2			
			316 A	Jacksonville St.	1 0	270 H	Eastern Ky.	3 1			
			121 H	Murray St.	3 0	298 H	Morehead St.	1 1			

Non-Div. I Games:

Tennessee Tech

Average RPI Win: 293		WON-LOST	WINNING	LAST 10	STRENGTH OF		OPP. STRENGTH	TEAM	ADJ	CONF.	ADJ CONF.
Average RPI Loss: 110		RECORD	PCT. RANK	GAMES	SCHEDULE		OF SCHEDULE	RPI	RPI	RPI	RPI
DIV. I ONLY		5-7-6	.44444	200	3-3-4		183	247	217	.47157	216
DIV. I NON-CONF.		3-4-2	.44444	191	1-0-0		214	270	223	.46133	226
TOTALS		RPI 1-25	RPI 26-50		W-L RECORDS		RPI 51-100		RPI 101-150		RPI 150+
5-7-6		0-1-0	0-0-0		OVERALL		0-2-0		0-3-0		5-1-6
5-1-4		0-0-0	0-0-0		HOME		0-0-0		0-1-0		5-0-4
0-6-2		0-1-0	0-0-0		AWAY		0-2-0		0-2-0		0-1-2
0-0-0		0-0-0	0-0-0		NEUTRAL		0-0-0		0-0-0		0-0-0
3-4-2		0-1-0	0-0-0		NON-CONFERENCE		0-1-0		0-1-0		3-1-2
3-1-1		0-0-0	0-0-0		HOME		0-0-0		0-1-0		3-0-1
0-3-1		0-1-0	0-0-		AWAY		0-1-0		0-0-0		0-1-1
0-0-0		0-0-0	0-0-0		NEUTRAL		0-0-0		0-0-0		0-0-0
2-3-4		0-0-0	0-0-0		CONFERENCE		0-1-0		0-2-0		2-0-4
2-0-3		0-0-0	0-0-0		HOME		0-0-0		0-0-0		2-0-3
0-3-1		0-0-0	0-0-0		AWAY		0-1-0		0-2-0		0-0-1
0-0-0		0-0-0	0-0-0		NEUTRAL		0-0-0		0-0-0		0-0-0
RPI S	Opponent	Score		RPI S	Opponent	Score		RPI S	Opponent	Score	
25 A	Memphis	0 6						51 A	TCU	0 4	
								88 A	South Alabama	0 3	
								117 H	Missouri St.	1 2	
								128 A	Troy	1 2	
								135 A	Georgia St.	0 1	
								166 H	Texas St.	0 0	
								168 H	Coastal Caro.	0 0	
								176 A	UT Martin	0 0	
								218 H	Louisiana	1 1	
								228 A	Tulsa	1 3	
								253 H	Appalachian St.	2 1	
								258 H	Central Ark.	2 2	
								259 A	Ga. Southern	0 0	
								281 H	Grambling	1 0	
								290 H	Southeastern La.	2 0	
								303 H	La.-Monroe	4 0	
								337 H	Mississippi Val.	3 0	
				LAST 10 GAMES							
				88 A	South Alabama	0 3		218 H	Louisiana	1 1	
				128 A	Troy	1 2		166 H	Texas St.	0 0	
				253 H	Appalachian St.	2 1		259 A	Ga. Southern	0 0	
				303 H	La.-Monroe	4 0		135 A	Georgia St.	0 1	
				168 H	Coastal Caro.	0 0		290 H	Southeastern La.	2 0	

Non-Div. I Games:

Little Rock

Average RPI Win: 221		WON-LOST RECORD		WINNING PCT. RANK		LAST 10 GAMES		STRENGTH OF SCHEDULE		OPP. STRENGTH OF SCHEDULE		TEAM RPI		ADJ RPI		CONF. RPI		ADJ CONF. RPI	
DIV. I ONLY		5-11-1		.32353 269		4-6-0		107		151		219		.47119 217		19		19	
DIV. I NON-CONF.		3-6-1		.35 241		2-1-0		126		112		189		.4817 188		20		20	
TOTALS		RPI 1-25		RPI 26-50		W-L RECORDS		RPI 51-100		RPI 101-150		RPI 150+							
5-11-1		0-2-0		0-0-0		OVERALL		0-1-0		0-4-0		5-4-1							
3-6-1		0-1-0		0-0-0		HOME		0-1-0		0-4-0		3-0-1							
2-5-0		0-1-0		0-0-0		AWAY		0-0-0		0-0-0		2-4-0							
0-0-0		0-0-0		0-0-0		NEUTRAL		0-0-0		0-0-0		0-0-0							
3-6-1		0-2-0		0-0-0		NON-CONFERENCE		0-1-0		0-2-0		3-1-1							
1-4-1		0-1-0		0-0-0		HOME		0-1-0		0-2-0		1-0-1							
2-2-0		0-1-0		0-0-		AWAY		0-0-0		0-0-0		2-1-0							
0-0-0		0-0-0		0-0-0		NEUTRAL		0-0-0		0-0-0		0-0-0							
2-5-0		0-0-0		0-0-0		CONFERENCE		0-0-0		0-2-0		2-3-0							
2-2-0		0-0-0		0-0-0		HOME		0-0-0		0-2-0		2-0-0							
0-3-0		0-0-0		0-0-0		AWAY		0-0-0		0-0-0		0-3-0							
0-0-0		0-0-0		0-0-0		NEUTRAL		0-0-0		0-0-0		0-0-0							
RPI	S	Opponent		Score		RPI	S	Opponent		Score		RPI	S	Opponent		Score			
16	A	Oklahoma St.		0	1							102	H	Denver		0	2		
25	H	Memphis		0	1							105	H	Illinois St.		2	3		
												117	H	Missouri St.		0	1		
												129	H	South Dakota St.		0	2		
												167	H	Oral Roberts		2	1		
												177	A	Drake		1	0		
												186	H	Kansas St.		0	0		
												203	A	Iowa St.		0	1		
												223	A	North Dakota		2	5		
												224	A	South Dakota		2	4		
												225	A	Western Ill.		0	1		
												226	H	North Dakota St.		1	0		
						264	A	UNI		2	1								
						269	H	Grand Canyon		1	0								
						LAST 10 GAMES													
						223	A	North Dakota		2	5	226	H	North Dakota St.		1	0		
						224	A	South Dakota		2	4	225	A	Western Ill.		0	1		
						167	H	Oral Roberts		2	1	269	H	Grand Canyon		1	0		
						102	H	Denver		0	2	177	A	Drake		1	0		
						129	H	South Dakota St.		0	2	117	H	Missouri St.		0	1		

Non-Div. I Games:

Omaha

Average RPI Win:	277	WON-LOST RECORD	WINNING PCT. RANK	LAST 10 GAMES	STRENGTH OF SCHEDULE	OPP. STRENGTH OF SCHEDULE	TEAM RPI	ADJ RPI	CONF. RPI	ADJ CONF. RPI				
Average RPI Loss:	139													
DIV. I ONLY	8-7-3	.52778	163	4-4-2	268	246	220	.47057	218	15	15			
DIV. I NON-CONF.	4-3-1	.5625	135	0	313	292	266	.43352	266	19	19			
<hr/>														
TOTALS	RPI 1-25	RPI 26-50		W-L RECORDS		RPI 51-100		RPI 101-150		RPI 150+				
8-7-3	0-0-0	0-0-0		OVERALL		0-0-1		0-5-0		8-2-2				
5-1-1	0-0-0	0-0-0		HOME		0-0-1		0-1-0		5-0-0				
3-5-2	0-0-0	0-0-0		AWAY		0-0-0		0-3-0		3-2-2				
0-1-0	0-0-0	0-0-0		NEUTRAL		0-0-0		0-1-0		0-0-0				
<hr/>														
4-3-1	0-0-0	0-0-0		NON-CONFERENCE		0-0-0		0-2-0		4-1-1				
2-0-0	0-0-0	0-0-0		HOME		0-0-0		0-0-0		2-0-0				
2-2-1	0-0-0	0-0-		AWAY		0-0-0		0-1-0		2-1-1				
0-1-0	0-0-0	0-0-0		NEUTRAL		0-0-0		0-1-0		0-0-0				
<hr/>														
4-4-2	0-0-0	0-0-0		CONFERENCE		0-0-1		0-3-0		4-1-1				
3-1-1	0-0-0	0-0-0		HOME		0-0-1		0-1-0		3-0-0				
1-3-1	0-0-0	0-0-0		AWAY		0-0-0		0-2-0		1-1-1				
0-0-0	0-0-0	0-0-0		NEUTRAL		0-0-0		0-0-0		0-0-0				
<hr/>														
RPI S	Opponent	Score	RPI S	Opponent	Score	RPI S	Opponent	Score	RPI S	Opponent	Score			
						88 H South Alabama			0 0					
									118 A Arkansas St.			0 1		
									119 A Lamar University			1 5		
									127 N UTSA			0 3		
									128 H Troy			1 2		
									135 A Georgia St.			0 2		
									166 A Texas St.			0 1		
									168 H Coastal Caro.			3 1		
									183 A Northwestern St.			1 2		
									216 A Little Rock			1 1		
									242 A Sam Houston St.			2 1		
									253 H Appalachian St.			1 0		
									259 H Ga. Southern			2 0		
									273 A Northern Ill.			4 4		
									303 A La.-Monroe			2 0		
									327 H Southern U.			3 0		
									331 H Nicholls St.			2 0		
									334 A Chicago St.			2 0		
						<hr/>								
			LAST 10 GAMES											
			128 H Troy			1 2			168 H Coastal Caro.			3 1		
			259 H Ga. Southern			2 0			253 H Appalachian St.			1 0		
			135 A Georgia St.			0 2			216 A Little Rock			1 1		
			303 A La.-Monroe			2 0			118 A Arkansas St.			0 1		
			166 A Texas St.			0 1			88 H South Alabama			0 0		

Non-Div. I Games:

Louisiana

Average RPI Win: 229		WON-LOST RECORD		WINNING PCT. RANK		LAST 10 GAMES		STRENGTH OF SCHEDULE		OPP. STRENGTH OF SCHEDULE		TEAM RPI		ADJ RPI		CONF. RPI		ADJ CONF. RPI	
DIV. I ONLY		6-7-3		.46875 189		4-5-1		256		118		223		.47046 219		13		13	
DIV. I NON-CONF.		2-2-2		.5 159		0		274		81		212		.46834 210		13		13	
TOTALS		RPI 1-25		RPI 26-50		W-L RECORDS		RPI 51-100		RPI 101-150		RPI 150+							
6-7-3		0-0-0		0-2-0		OVERALL		0-1-0		1-1-0		5-3-3							
6-1-1		0-0-0		0-0-0		HOME		0-0-0		1-1-0		5-0-1							
0-6-2		0-0-0		0-2-0		AWAY		0-1-0		0-0-0		0-3-2							
0-0-0		0-0-0		0-0-0		NEUTRAL		0-0-0		0-0-0		0-0-0							
2-2-2		0-0-0		0-2-0		NON-CONFERENCE		0-0-0		0-0-0		2-0-2							
2-0-1		0-0-0		0-0-0		HOME		0-0-0		0-0-0		2-0-1							
0-2-1		0-0-0		0-0-		AWAY		0-0-0		0-0-0		0-0-1							
0-0-0		0-0-0		0-0-0		NEUTRAL		0-0-0		0-0-0		0-0-0							
4-5-1		0-0-0		0-0-0		CONFERENCE		0-1-0		1-1-0		3-3-1							
4-1-0		0-0-0		0-0-0		HOME		0-0-0		1-1-0		3-0-0							
0-4-1		0-0-0		0-0-0		AWAY		0-1-0		0-0-0		0-3-1							
0-0-0		0-0-0		0-0-0		NEUTRAL		0-0-0		0-0-0		0-0-0							
RPI	S	Opponent		Score	RPI	S	Opponent		Score	RPI	S	Opponent		Score					
					31	A	NC State	0	3	71	A	La Salle	2	3					
					33	A	West Virginia	0	2										
												104	H	Massachusetts	1	2			
												110	H	VCU	2	1			
												174	A	Dayton	1	2			
												179	A	Saint Joseph's	0	1			
												187	A	Davidson	0	2			
												204	H	Richmond	2	1			
												211	H	Lehigh	2	1			
												213	H	LMU (CA)	1	1			
												233	A	Rhode Island	0	0			
												252	H	George Mason	2	1			
												253	A	Appalachian St.	1	1			
												277	H	St. Bonaventure	4	2			
												317	H	Youngstown St.	6	0			
LAST 10 GAMES																			
					233	A	Rhode Island	0	0	252	H	George Mason	2	1					
					277	H	St. Bonaventure	4	2	204	H	Richmond	2	1					
					104	H	Massachusetts	1	2	71	A	La Salle	2	3					
					174	A	Dayton	1	2	187	A	Davidson	0	2					
					179	A	Saint Joseph's	0	1	110	H	VCU	2	1					

Non-Div. I Games:

Duquesne

Average RPI Win:	190	WON-LOST RECORD	WINNING PCT. RANK	LAST 10 GAMES	STRENGTH OF SCHEDULE	OPP. STRENGTH OF SCHEDULE	TEAM RPI	ADJ RPI	CONF. RPI	ADJ CONF. RPI	
Average RPI Loss:	133										
DIV. I ONLY	5-11-2	.33333	260	3-6-1	122	136	224	.46956	220	21	21
DIV. I NON-CONF.	3-6-1	.35	241	1-1-0	110	59	168	.49504	167	23	23
<hr/>											
TOTALS	RPI 1-25	RPI 26-50		W-L RECORDS	RPI 51-100		RPI 101-150		RPI 150+		
5-11-2	0-0-0	0-2-0		OVERALL	0-3-0		2-1-1		3-5-1		
4-4-1	0-0-0	0-1-0		HOME	0-0-0		2-0-0		2-3-1		
1-7-1	0-0-0	0-1-0		AWAY	0-3-0		0-1-1		1-2-0		
0-0-0	0-0-0	0-0-0		NEUTRAL	0-0-0		0-0-0		0-0-0		
<hr/>											
3-6-1	0-0-0	0-2-0		NON-CONFERENCE	0-2-0		2-1-1		1-1-0		
3-2-0	0-0-0	0-1-0		HOME	0-0-0		2-0-0		1-1-0		
0-4-1	0-0-0	0-0-		AWAY	0-2-0		0-1-1		0-0-0		
0-0-0	0-0-0	0-0-0		NEUTRAL	0-0-0		0-0-0		0-0-0		
<hr/>											
2-5-1	0-0-0	0-0-0		CONFERENCE	0-1-0		0-0-0		2-4-1		
1-2-1	0-0-0	0-0-0		HOME	0-0-0		0-0-0		1-2-1		
1-3-0	0-0-0	0-0-0		AWAY	0-1-0		0-0-0		1-2-0		
0-0-0	0-0-0	0-0-0		NEUTRAL	0-0-0		0-0-0		0-0-0		
<hr/>											
RPI S	Opponent	Score	RPI S	Opponent	Score	RPI S	Opponent	Score	RPI S	Opponent	Score
			36 A	Colorado	0 2	57 A	Boston College	0 3	102 A	Denver	0 0
			41 H	Harvard	0 2	75 A	Princeton	0 4	109 H	Northeastern	1 0
						92 A	Navy	0 1	126 A	UConn	1 3
									137 H	Stony Brook	2 0
									162 H	Michigan St.	1 2
									182 A	Army West Point	1 0
									198 H	Holy Cross	1 2
									211 A	Lehigh	0 1
									231 H	Colgate	0 1
									233 H	Rhode Island	1 0
									235 A	Bucknell	0 1
									256 H	Loyola Maryland	0 0
									288 H	American	4 1
<hr/>											
LAST 10 GAMES											
			92 A	Navy	0 1	256 H	Loyola Maryland	0 0			
			198 H	Holy Cross	1 2	182 A	Army West Point	1 0			
			231 H	Colgate	0 1	235 A	Bucknell	0 1			
			41 H	Harvard	0 2	137 H	Stony Brook	2 0			
			211 A	Lehigh	0 1	288 H	American	4 1			

Non-Div. I Games:

Boston U.

Average RPI Win:	195	WON-LOST RECORD	WINNING PCT. RANK	LAST 10 GAMES	STRENGTH OF SCHEDULE	OPP. STRENGTH OF SCHEDULE	TEAM RPI	ADJ RPI	CONF. RPI	ADJ CONF. RPI									
DIV. I ONLY		4-10-3	.32353 269	3-5-2	115	153	226	.46926 221	17	17									
DIV. I NON-CONF.		3-7-1	.31818 255	2-2-0	120	128	201	.47597 200	14	14									
<hr/>																			
TOTALS	RPI 1-25	RPI 26-50		W-L RECORDS	RPI 51-100		RPI 101-150		RPI 150+										
4-10-3	0-1-0	1-0-0		OVERALL	0-1-0		0-2-3		3-6-0										
2-3-0	0-1-0	1-0-0		HOME	0-0-0		0-1-0		1-1-0										
1-7-3	0-0-0	0-0-0		AWAY	0-1-0		0-1-3		1-5-0										
1-0-0	0-0-0	0-0-0		NEUTRAL	0-0-0		0-0-0		1-0-0										
<hr/>																			
3-7-1	0-1-0	1-0-0		NON-CONFERENCE	0-1-0		0-1-1		2-4-0										
2-1-0	0-1-0	1-0-0		HOME	0-0-0		0-0-0		1-0-0										
0-6-1	0-0-0	0-0-		AWAY	0-1-0		0-0-1		0-4-0										
1-0-0	0-0-0	0-0-0		NEUTRAL	0-0-0		0-0-0		1-0-0										
<hr/>																			
1-3-2	0-0-0	0-0-0		CONFERENCE	0-0-0		0-1-2		1-2-0										
0-2-0	0-0-0	0-0-0		HOME	0-0-0		0-1-0		0-1-0										
1-1-2	0-0-0	0-0-0		AWAY	0-0-0		0-0-2		1-1-0										
0-0-0	0-0-0	0-0-0		NEUTRAL	0-0-0		0-0-0		0-0-0										
<hr/>																			
RPI S	Opponent	Score	RPI S	Opponent	Score	RPI S	Opponent	Score	RPI S	Opponent	Score								
10 H	Washington	0 5	49 H	Pepperdine	2 1	55 A	Utah	0 1	123 A	Utah Valley	0 2								
									130 A	UC Santa Barbara	2 2								
									138 H	Cal St. Fullerton	0 1								
									140 A	Hawaii	1 1								
									141 A	San Jose St.	0 0								
									151 A	California Baptist	2 4								
									152 A	San Diego	0 1								
									156 H	Seattle U	2 1								
									159 A	Sacramento St.	1 3								
									170 A	CSUN	0 2								
									197 A	Montana	0 1								
									244 H	Long Beach St.	1 2								
									255 A	UC Davis	1 0								
									320 N	Idaho St.	3 1								
									<hr/>										
									LAST 10 GAMES			LAST 10 GAMES			LAST 10 GAMES			LAST 10 GAMES	
138 H Cal St. Fullerton			0 1	244 H Long Beach St.			1 2	156 H Seattle U			2 1								
140 A Hawaii			1 1	151 A California Baptist			2 4	10 H Washington			0 5								
130 A UC Santa Barbara			2 2	10 H Washington			0 5	320 N Idaho St.			3 1								
255 A UC Davis			1 0																
170 A CSUN			0 2																

Non-Div. I Games:

Cal Poly

Average RPI Win:	215	WON-LOST	WINNING	LAST 10	STRENGTH OF	OPP. STRENGTH	TEAM	ADJ	CONF.	ADJ CONF.		
Average RPI Loss:	128	RECORD	PCT. RANK	GAMES	SCHEDULE	OF SCHEDULE	RPI	RPI	RPI	RPI		
DIV. I ONLY	6-12-0	.33333	260	3-7-0	104	171	216	.46921	222	9	9	
DIV. I NON-CONF.	3-7-0	.3	261	0-2-0	143	257	241	.44819	247	9	9	
<hr/>												
TOTALS	RPI 1-25	RPI 26-50		W-L RECORDS	RPI 51-100		RPI 101-150		RPI 150+			
6-12-0	0-1-0	0-2-0		OVERALL	0-2-0		1-3-0		5-4-0			
3-4-0	0-0-0	0-2-0		HOME	0-0-0		1-1-0		2-1-0			
3-7-0	0-1-0	0-0-0		AWAY	0-2-0		0-2-0		3-2-0			
0-1-0	0-0-0	0-0-0		NEUTRAL	0-0-0		0-0-0		0-1-0			
<hr/>												
3-7-0	0-0-0	0-1-0		NON-CONFERENCE	0-2-0		0-1-0		3-3-0			
1-2-0	0-0-0	0-1-0		HOME	0-0-0		0-0-0		1-1-0			
2-4-0	0-0-0	0-0-		AWAY	0-2-0		0-1-0		2-1-0			
0-1-0	0-0-0	0-0-0		NEUTRAL	0-0-0		0-0-0		0-1-0			
<hr/>												
3-5-0	0-1-0	0-1-0		CONFERENCE	0-0-0		1-2-0		2-1-0			
2-2-0	0-0-0	0-1-0		HOME	0-0-0		1-1-0		1-0-0			
1-3-0	0-1-0	0-0-0		AWAY	0-0-0		0-1-0		1-1-0			
0-0-0	0-0-0	0-0-0		NEUTRAL	0-0-0		0-0-0		0-0-0			
<hr/>												
RPI	S	Opponent	Score	RPI	S	Opponent	Score	RPI	S	Opponent	Score	
25	A	Memphis	1 4	27	H	South Fla.	1 3	67	A	Oklahoma	1 2	
				43	H	Oregon St.	0 5	74	A	Rice	0 3	
										108	H UCF	0 3
										126	A UConn	1 2
										131	H Cincinnati	3 0
										138	A Cal St. Fullerton	2 3
										170	H CSUN	1 2
										173	H East Carolina	1 0
										227	A Temple	0 2
										228	A Tulsa	2 0
										239	H Incarnate Word	3 1
										242	A Sam Houston St.	3 0
										262	N UC Riverside	0 1
										267	A Northern Ariz.	0 3
										276	A SFA	2 1
<hr/>												
LAST 10 GAMES												
228	A	Tulsa	2 0	126	A	UConn	1 2					
25	A	Memphis	1 4	108	H	UCF	0 3					
131	H	Cincinnati	3 0	27	H	South Fla.	1 3					
173	H	East Carolina	1 0	267	A	Northern Ariz.	0 3					
227	A	Temple	0 2	67	A	Oklahoma	1 2					

Non-Div. I Games:

Houston

Average RPI Win: 253		WON-LOST RECORD		WINNING PCT. RANK		LAST 10 GAMES		STRENGTH OF SCHEDULE		OPP. STRENGTH OF SCHEDULE		TEAM RPI		ADJ RPI		CONF. RPI		ADJ CONF. RPI	
DIV. I ONLY		9-6-1		.59375 110		5-5-0		306		258		218		.469 223		19		19	
DIV. I NON-CONF.		5-3-1		.61111 110		1-2-0		312		286		251		.44458 253		20		20	
TOTALS		RPI 1-25		RPI 26-50		W-L RECORDS		RPI 51-100		RPI 101-150		RPI 150+							
9-6-1		0-0-0		0-0-0		OVERALL		0-1-0		1-2-0		8-3-1							
5-2-1		0-0-0		0-0-0		HOME		0-0-0		1-1-0		4-1-1							
4-4-0		0-0-0		0-0-0		AWAY		0-1-0		0-1-0		4-2-0							
0-0-0		0-0-0		0-0-0		NEUTRAL		0-0-0		0-0-0		0-0-0							
5-3-1		0-0-0		0-0-0		NON-CONFERENCE		0-1-0		1-0-0		4-2-1							
3-0-1		0-0-0		0-0-0		HOME		0-0-0		1-0-0		2-0-1							
2-3-0		0-0-0		0-0-		AWAY		0-1-0		0-0-0		2-2-0							
0-0-0		0-0-0		0-0-0		NEUTRAL		0-0-0		0-0-0		0-0-0							
4-3-0		0-0-0		0-0-0		CONFERENCE		0-0-0		0-2-0		4-1-0							
2-2-0		0-0-0		0-0-0		HOME		0-0-0		0-1-0		2-1-0							
2-1-0		0-0-0		0-0-0		AWAY		0-0-0		0-1-0		2-0-0							
0-0-0		0-0-0		0-0-0		NEUTRAL		0-0-0		0-0-0		0-0-0							
RPI S	Opponent	Score		RPI S	Opponent	Score		RPI S	Opponent	Score		RPI S	Opponent	Score					
								82 A	Boise St.	1	3	102 H	Denver	0	7				
												129 A	South Dakota St.	0	3				
												140 H	Hawaii	2	1				
												167 H	Oral Roberts	0	1				
												197 H	Montana	0	0				
												210 H	Saint Mary's (CA)	2	1				
												217 H	Omaha	5	2				
												224 H	South Dakota	2	1				
												225 A	Western Ill.	1	0				
												269 A	Grand Canyon	2	0				
												286 A	Idaho	1	2				
												296 A	The Citadel	0	1				
												321 A	Purdue Fort Wayne	1	0				
												334 H	Chicago St.	6	0				
												336 A	South Carolina St.	2	0				
LAST 10 GAMES																			
						217 H	Omaha	5	2	129 A	South Dakota St.	0	3						
						102 H	Denver	0	7	224 H	South Dakota	2	1						
						167 H	Oral Roberts	0	1	286 A	Idaho	1	2						
						225 A	Western Ill.	1	0	82 A	Boise St.	1	3						
						321 A	Purdue Fort Wayne	1	0	269 A	Grand Canyon	2	0						

Non-Div. I Games: Minot St. 8 0

North Dakota

Average RPI Win:	255	WON-LOST RECORD	WINNING PCT. RANK	LAST 10 GAMES	STRENGTH OF SCHEDULE	OPP. STRENGTH OF SCHEDULE	TEAM RPI	ADJ RPI	CONF. RPI	ADJ CONF. RPI	
DIV. I ONLY	7-9-1	.44118	206	5-4-1	178	274	221	.46861	224	19	19
DIV. I NON-CONF.	5-6-0	.45455	188	3-1-0	225	244	220	.46208	223	20	20
<hr/>											
TOTALS	RPI 1-25	RPI 26-50		W-L RECORDS		RPI 51-100		RPI 101-150		RPI 150+	
7-9-1	0-0-0	0-0-0		OVERALL		0-2-0		0-2-1		7-5-0	
3-4-1	0-0-0	0-0-0		HOME		0-0-0		0-1-1		3-3-0	
3-5-0	0-0-0	0-0-0		AWAY		0-2-0		0-1-0		3-2-0	
1-0-0	0-0-0	0-0-0		NEUTRAL		0-0-0		0-0-0		1-0-0	
<hr/>											
5-6-0	0-0-0	0-0-0		NON-CONFERENCE		0-2-0		0-1-0		5-3-0	
2-3-0	0-0-0	0-0-0		HOME		0-0-0		0-0-0		2-3-0	
2-3-0	0-0-0	0-0-		AWAY		0-2-0		0-1-0		2-0-0	
1-0-0	0-0-0	0-0-0		NEUTRAL		0-0-0		0-0-0		1-0-0	
<hr/>											
2-3-1	0-0-0	0-0-0		CONFERENCE		0-0-0		0-1-1		2-2-0	
1-1-1	0-0-0	0-0-0		HOME		0-0-0		0-1-1		1-0-0	
1-2-0	0-0-0	0-0-0		AWAY		0-0-0		0-0-0		1-2-0	
0-0-0	0-0-0	0-0-0		NEUTRAL		0-0-0		0-0-0		0-0-0	
<hr/>											
RPI	S	Opponent	Score	RPI	S	Opponent	Score	RPI	S	Opponent	Score
				76 A Loyola Chicago 1 2							
				98 A UMKC 0 1							
				102 H Denver 0 1							
				129 H South Dakota St. 1 1							
				147 A UIC 0 1							
				175 H Eastern Wash. 1 2							
				177 A Drake 2 1							
				208 H Utah St. 0 1							
				212 N Wyoming 3 2							
				217 H Omaha 4 2							
				223 A North Dakota 1 2							
				226 A North Dakota St. 1 2							
				257 A Northern Colo. 1 0							
				264 H UNI 1 2							
				279 H New Mexico St. 5 2							
				320 H Idaho St. 2 0							
				321 A Purdue Fort Wayne 1 0							
				<hr/>							
				LAST 10 GAMES							
				129 H South Dakota St. 1 1							
				217 H Omaha 4 2							
				102 H Denver 0 1							
				321 A Purdue Fort Wayne 1 0							
				226 A North Dakota St. 1 2							
				223 A North Dakota 1 2							
				98 A UMKC 0 1							
				279 H New Mexico St. 5 2							
				257 A Northern Colo. 1 0							
				212 N Wyoming 3 2							

Non-Div. I Games:

South Dakota

Average RPI Win:	233	WON-LOST RECORD	WINNING PCT. RANK	LAST 10 GAMES	STRENGTH OF SCHEDULE	OPP. STRENGTH OF SCHEDULE	TEAM RPI	ADJ RPI	CONF. RPI	ADJ CONF. RPI							
DIV. I ONLY	6-10-1	.38235	238	4-6-0	127	263	222	.46853	225	19	19						
DIV. I NON-CONF.	4-5-1	.45	189	2-1-0	134	252	170	.49007	172	20	20						
<hr/>																	
TOTALS	RPI 1-25	RPI 26-50		W-L RECORDS		RPI 51-100		RPI 101-150		RPI 150+							
6-10-1	0-0-0	0-0-0		OVERALL		0-2-0		2-3-0		4-5-1							
5-4-0	0-0-0	0-0-0		HOME		0-0-0		2-0-0		3-4-0							
0-6-1	0-0-0	0-0-0		AWAY		0-2-0		0-3-0		0-1-1							
1-0-0	0-0-0	0-0-0		NEUTRAL		0-0-0		0-0-0		1-0-0							
<hr/>																	
4-5-1	0-0-0	0-0-0		NON-CONFERENCE		0-2-0		2-1-0		2-2-1							
3-2-0	0-0-0	0-0-0		HOME		0-0-0		2-0-0		1-2-0							
0-3-1	0-0-0	0-0-		AWAY		0-2-0		0-1-0		0-0-1							
1-0-0	0-0-0	0-0-0		NEUTRAL		0-0-0		0-0-0		1-0-0							
<hr/>																	
2-5-0	0-0-0	0-0-0		CONFERENCE		0-0-0		0-2-0		2-3-0							
2-2-0	0-0-0	0-0-0		HOME		0-0-0		0-0-0		2-2-0							
0-3-0	0-0-0	0-0-0		AWAY		0-0-0		0-2-0		0-1-0							
0-0-0	0-0-0	0-0-0		NEUTRAL		0-0-0		0-0-0		0-0-0							
<hr/>																	
RPI S	Opponent	Score	RPI S	Opponent	Score	RPI S	Opponent	Score	RPI S	Opponent	Score						
						52 A	Milwaukee	0 3	102 A	Denver	0 3						
						98 A	UMKC	1 3	105 A	Illinois St.	0 1						
									117 H	Missouri St.	2 1						
									129 A	South Dakota St.	0 1						
									147 H	UIC	2 1						
									161 A	IUPUI	0 0						
									167 H	Oral Roberts	0 1						
									177 H	Drake	0 1						
									217 H	Omaha	1 0						
									223 H	North Dakota	0 1						
									226 A	North Dakota St.	1 2						
									264 H	UNI	3 2						
									273 H	Northern Ill.	0 1						
									321 H	Purdue Fort Wayne	2 0						
									334 N	Chicago St.	1 0						
						<hr/>											
						LAST 10 GAMES											
						167 H Oral Roberts			0 1			321 H Purdue Fort Wayne			2 0		
226 A North Dakota St.			1 2			217 H Omaha			1 0								
129 A South Dakota St.			0 1			334 N Chicago St.			1 0								
223 H North Dakota			0 1			264 H UNI			3 2								
102 A Denver			0 3			177 H Drake			0 1								

Non-Div. I Games:

Western Ill.

Average RPI Win: 231		WON-LOST	WINNING	LAST 10	STRENGTH OF		OPP. STRENGTH	TEAM	ADJ		CONF.	ADJ CONF.	
Average RPI Loss: 175		RECORD	PCT. RANK	GAMES	SCHEDULE		OF SCHEDULE	RPI	RPI		RPI	RPI	
DIV. I ONLY		7-6-3	.53125	154	3-5-2		293	202	225	.46652	226	19	19
DIV. I NON-CONF.		5-4-1	.55	155	1-3-0		279	198	211	.46691	215	20	20
TOTALS		RPI 1-25	RPI 26-50		W-L RECORDS		RPI 51-100		RPI 101-150		RPI 150+		
7-6-3		0-0-0	0-0-0		OVERALL		0-0-0		0-3-0		7-3-3		
4-1-2		0-0-0	0-0-0		HOME		0-0-0		0-1-0		4-0-2		
2-5-1		0-0-0	0-0-0		AWAY		0-0-0		0-2-0		2-3-1		
1-0-0		0-0-0	0-0-0		NEUTRAL		0-0-0		0-0-0		1-0-0		
5-4-1		0-0-0	0-0-0		NON-CONFERENCE		0-0-0		0-2-0		5-2-1		
2-1-1		0-0-0	0-0-0		HOME		0-0-0		0-1-0		2-0-1		
2-3-0		0-0-0	0-0-		AWAY		0-0-0		0-1-0		2-2-0		
1-0-0		0-0-0	0-0-0		NEUTRAL		0-0-0		0-0-0		1-0-0		
2-2-2		0-0-0	0-0-0		CONFERENCE		0-0-0		0-1-0		2-1-2		
2-0-1		0-0-0	0-0-0		HOME		0-0-0		0-0-0		2-0-1		
0-2-1		0-0-0	0-0-0		AWAY		0-0-0		0-1-0		0-1-1		
0-0-0		0-0-0	0-0-0		NEUTRAL		0-0-0		0-0-0		0-0-0		
RPI S	Opponent	Score	RPI S	Opponent	Score	RPI S	Opponent	Score	RPI S	Opponent	Score		
									123 A	Utah Valley	2	3	
									129 A	South Dakota St.	0	1	
									140 H	Hawaii	0	1	
									167 A	Oral Roberts	1	1	
									175 A	Eastern Wash.	4	2	
									177 A	Drake	1	2	
									185 N	New Hampshire	1	0	
									197 H	Montana	1	1	
									210 H	Saint Mary's (CA)	1	0	
									217 A	Omaha	0	1	
									224 H	South Dakota	2	1	
									225 H	Western Ill.	2	1	
									264 A	UNI	0	3	
									265 A	Vermont	3	0	
									321 H	Purdue Fort Wayne	0	0	
									334 H	Chicago St.	2	0	
LAST 10 GAMES													
						129 A	South Dakota St.	0	1	224 H	South Dakota	2	1
						225 H	Western Ill.	2	1	123 A	Utah Valley	2	3
						321 H	Purdue Fort Wayne	0	0	175 A	Eastern Wash.	4	2
						167 A	Oral Roberts	1	1	264 A	UNI	0	3
						217 A	Omaha	0	1	177 A	Drake	1	2

Non-Div. I Games:

North Dakota St.

Average RPI Win:	272	WON-LOST RECORD	WINNING PCT. RANK	LAST 10 GAMES	STRENGTH OF SCHEDULE	OPP. STRENGTH OF SCHEDULE	TEAM RPI	ADJ RPI	CONF. RPI	ADJ CONF. RPI				
DIV. I ONLY		5-9-4	.38889	236	3-6-1	179	157	227	.4662	227	9	9		
DIV. I NON-CONF.		3-4-3	.45	189	1-1-0	261	232	252	.44733	250	9	9		
<hr/>														
TOTALS	RPI 1-25	RPI 26-50		W-L RECORDS		RPI 51-100		RPI 101-150		RPI 150+				
5-9-4	0-1-0	0-2-0		OVERALL		0-3-0		0-1-2		5-2-2				
4-3-1	0-0-0	0-0-0		HOME		0-2-0		0-1-0		4-0-1				
1-6-3	0-1-0	0-2-0		AWAY		0-1-0		0-0-2		1-2-1				
0-0-0	0-0-0	0-0-0		NEUTRAL		0-0-0		0-0-0		0-0-0				
<hr/>														
3-4-3	0-0-0	0-1-0		NON-CONFERENCE		0-2-0		0-0-1		3-1-2				
2-1-1	0-0-0	0-0-0		HOME		0-1-0		0-0-0		2-0-1				
1-3-2	0-0-0	0-0-		AWAY		0-1-0		0-0-1		1-1-1				
0-0-0	0-0-0	0-0-0		NEUTRAL		0-0-0		0-0-0		0-0-0				
<hr/>														
2-5-1	0-1-0	0-1-0		CONFERENCE		0-1-0		0-1-1		2-1-0				
2-2-0	0-0-0	0-0-0		HOME		0-1-0		0-1-0		2-0-0				
0-3-1	0-1-0	0-1-0		AWAY		0-0-0		0-0-1		0-1-0				
0-0-0	0-0-0	0-0-0		NEUTRAL		0-0-0		0-0-0		0-0-0				
<hr/>														
RPI S	Opponent	Score	RPI S	Opponent	Score	RPI S	Opponent	Score	RPI S	Opponent	Score			
25 A	Memphis	0 2	27 A	South Fla.	0 2	69 H	SMU	0 1	103 A	Maryland	1 1			
			47 A	Wake Forest	0 3	83 H	Villanova	0 3	108 A	UCF	0 0			
						91 A	Penn	1 2	131 H	Cincinnati	0 2			
									173 H	East Carolina	1 0			
									196 A	Rider	1 1			
									211 H	Lehigh	0 0			
									222 H	Houston	2 0			
									228 A	Tulsa	0 1			
									251 A	Sacred Heart	1 3			
									306 H	Wagner	2 1			
									323 A	UMBC	3 1			
									335 H	Delaware St.	4 0			
<hr/>														
LAST 10 GAMES														
335 H Delaware St.						4	0	25 A Memphis					0	2
27 A South Fla.						0	2	228 A Tulsa					0	1
108 A UCF						0	0	173 H East Carolina					1	0
222 H Houston						2	0	131 H Cincinnati					0	2
69 H SMU						0	1	91 A Penn					1	2

Non-Div. I Games:

Temple

Average RPI Win: 229		WON-LOST	WINNING	LAST 10	STRENGTH OF		OPP. STRENGTH	TEAM	ADJ		CONF.	ADJ CONF.
Average RPI Loss: 120		RECORD	PCT. RANK	GAMES	SCHEDULE		OF SCHEDULE	RPI	RPI		RPI	RPI
DIV. I ONLY		7-10-0	.41176	224	3-7-0		213	131	228		9	9
DIV. I NON-CONF.		5-4-0	.55556	145	1-1-0		235	218	177		9	9
TOTALS		RPI 1-25	RPI 26-50		W-L RECORDS		RPI 51-100		RPI 101-150		RPI 150+	
7-10-0		0-0-0	0-1-0		OVERALL		0-3-0		2-3-0		5-3-0	
6-4-0		0-0-0	0-0-0		HOME		0-3-0		2-0-0		4-1-0	
0-6-0		0-0-0	0-1-0		AWAY		0-0-0		0-3-0		0-2-0	
1-0-0		0-0-0	0-0-0		NEUTRAL		0-0-0		0-0-0		1-0-0	
5-4-0		0-0-0	0-0-0		NON-CONFERENCE		0-2-0		1-1-0		4-1-0	
4-2-0		0-0-0	0-0-0		HOME		0-2-0		1-0-0		3-0-0	
0-2-0		0-0-0	0-0-		AWAY		0-0-0		0-1-0		0-1-0	
1-0-0		0-0-0	0-0-0		NEUTRAL		0-0-0		0-0-0		1-0-0	
2-6-0		0-0-0	0-1-0		CONFERENCE		0-1-0		1-2-0		1-2-0	
2-2-0		0-0-0	0-0-0		HOME		0-1-0		1-0-0		1-1-0	
0-4-0		0-0-0	0-1-0		AWAY		0-0-0		0-2-0		0-1-0	
0-0-0		0-0-0	0-0-0		NEUTRAL		0-0-0		0-0-0		0-0-0	
RPI S	Opponent	Score	RPI S	Opponent	Score	RPI S	Opponent	Score	RPI S	Opponent	Score	
			27 A	South Fla.	1 2	67 H	Oklahoma	2 3	108 A	UCF	0 3	
						69 H	SMU	0 3	117 A	Missouri St.	1 5	
						98 H	UMKC	1 2	119 H	Lamar University	3 1	
									126 H	UConn	2 0	
									131 A	Cincinnati	2 4	
									173 A	East Carolina	0 3	
									186 A	Kansas St.	0 2	
									216 H	Little Rock	3 1	
									222 H	Houston	0 2	
									227 H	Temple	1 0	
									281 H	Grambling	3 0	
									299 N	Texas Southern	7 0	
									334 H	Chicago St.	6 0	
LAST 10 GAMES												
			222 H	Houston	0 2		227 H	Temple	1 0			
			69 H	SMU	0 3		108 A	UCF	0 3			
			131 A	Cincinnati	2 4		27 A	South Fla.	1 2			
			173 A	East Carolina	0 3		334 H	Chicago St.	6 0			
			126 H	UConn	2 0		98 H	UMKC	1 2			

Non-Div. I Games: Okla. Baptist 3 2

Tulsa

Average RPI Win:	176	WON-LOST RECORD	WINNING PCT. RANK	LAST 10 GAMES	STRENGTH OF SCHEDULE	OPP. STRENGTH OF SCHEDULE	TEAM RPI	ADJ RPI	CONF. RPI	ADJ CONF. RPI	
DIV. I ONLY		5-11-1	.32353 269	3-6-1	165	81	233	.46458 229	8	8	
DIV. I NON-CONF.		3-6-0	.33333 246	1-1-0	183	87	228	.46304 221	7	7	
<hr/>											
TOTALS	RPI 1-25	RPI 26-50		W-L RECORDS	RPI 51-100		RPI 101-150		RPI 150+		
5-11-1	0-0-0	1-1-0		OVERALL	1-5-1		0-3-0		3-2-0		
4-4-1	0-0-0	1-0-0		HOME	0-2-1		0-1-0		3-1-0		
1-6-0	0-0-0	0-1-0		AWAY	1-3-0		0-1-0		0-1-0		
0-1-0	0-0-0	0-0-0		NEUTRAL	0-0-0		0-1-0		0-0-0		
<hr/>											
3-6-0	0-0-0	1-1-0		NON-CONFERENCE	0-1-0		0-2-0		2-2-0		
3-2-0	0-0-0	1-0-0		HOME	0-1-0		0-0-0		2-1-0		
0-3-0	0-0-0	0-0-		AWAY	0-0-0		0-1-0		0-1-0		
0-1-0	0-0-0	0-0-0		NEUTRAL	0-0-0		0-1-0		0-0-0		
<hr/>											
2-5-1	0-0-0	0-0-0		CONFERENCE	1-4-1		0-1-0		1-0-0		
1-2-1	0-0-0	0-0-0		HOME	0-1-1		0-1-0		1-0-0		
1-3-0	0-0-0	0-0-0		AWAY	1-3-0		0-0-0		0-0-0		
0-0-0	0-0-0	0-0-0		NEUTRAL	0-0-0		0-0-0		0-0-0		
<hr/>											
RPI S	Opponent	Score	RPI S	Opponent	Score	RPI S	Opponent	Score	RPI S	Opponent	Score
			37 A	Notre Dame	0 4	53 H	Xavier	0 3	131 N	Cincinnati	0 2
			39 H	Yale	2 1	60 A	DePaul	0 2	137 A	Stony Brook	0 1
						66 A	Butler	0 1	143 H	Marquette	2 3
						68 A	Providence	0 4	188 A	James Madison	1 2
						71 H	La Salle	0 1	201 H	Cornell	2 0
						83 A	Villanova	4 3	243 H	Drexel	1 2
						95 H	Creighton	1 1	250 H	Syracuse	1 0
									309 H	Seton Hall	1 0
<hr/>											
			LAST 10 GAMES								
			95 H	Creighton	1 1	60 A	DePaul	0 2			
			83 A	Villanova	4 3	309 H	Seton Hall	1 0			
			53 H	Xavier	0 3	68 A	Providence	0 4			
			66 A	Butler	0 1	201 H	Cornell	2 0			
			143 H	Marquette	2 3	243 H	Drexel	1 2			

Non-Div. I Games:

St. John's (NY)

Average RPI Win: 284		WON-LOST	WINNING	LAST 10	STRENGTH OF		OPP. STRENGTH	TEAM	ADJ		CONF.	ADJ CONF.	
Average RPI Loss: 172		RECORD	PCT. RANK	GAMES	SCHEDULE		OF SCHEDULE	RPI	RPI		RPI	RPI	
DIV. I ONLY		8-7-2	.52941	157	4-5-1		285	268	231	.46335	230	25	25
DIV. I NON-CONF.		4-2-1	.64286	90	0		304	237	214	.46816	212	28	28
TOTALS		RPI 1-25	RPI 26-50		W-L RECORDS		RPI 51-100		RPI 101-150		RPI 150+		
8-7-2		0-0-0	0-0-0		OVERALL		0-1-0		0-1-0		8-5-2		
5-1-1		0-0-0	0-0-0		HOME		0-1-0		0-0-0		5-0-1		
3-6-1		0-0-0	0-0-0		AWAY		0-0-0		0-1-0		3-5-1		
0-0-0		0-0-0	0-0-0		NEUTRAL		0-0-0		0-0-0		0-0-0		
4-2-1		0-0-0	0-0-0		NON-CONFERENCE		0-0-0		0-0-0		4-2-1		
2-0-0		0-0-0	0-0-0		HOME		0-0-0		0-0-0		2-0-0		
2-2-1		0-0-0	0-0-		AWAY		0-0-0		0-0-0		2-2-1		
0-0-0		0-0-0	0-0-0		NEUTRAL		0-0-0		0-0-0		0-0-0		
4-5-1		0-0-0	0-0-0		CONFERENCE		0-1-0		0-1-0		4-3-1		
3-1-1		0-0-0	0-0-0		HOME		0-1-0		0-0-0		3-0-1		
1-4-0		0-0-0	0-0-0		AWAY		0-0-0		0-1-0		1-3-0		
0-0-0		0-0-0	0-0-0		NEUTRAL		0-0-0		0-0-0		0-0-0		
RPI S	Opponent	Score	RPI S	Opponent	Score	RPI S	Opponent	Score	RPI S	Opponent	Score		
						62 H Monmouth		0 4	116 A Fairfield		1 5		
									157 A Quinnipiac		0 3		
									190 A Buffalo		0 1		
									196 A Rider		0 5		
									205 H UMass Lowell		2 1		
									234 A Akron		1 2		
									245 A Cleveland St.		0 0		
									249 A Marist		0 3		
									274 A Robert Morris		2 0		
									275 H Siena		3 0		
									280 A Saint Francis (PA)		2 1		
									291 H Canisius		0 0		
									297 H Iona		1 0		
									311 H Manhattan		2 0		
									312 A Saint Peter's		4 1		
									314 H Houston Baptist		1 0		
LAST 10 GAMES													
						312 A Saint Peter's		4 1	249 A Marist		0 3		
						275 H Siena		3 0	311 H Manhattan		2 0		
						62 H Monmouth		0 4	196 A Rider		0 5		
						291 H Canisius		0 0	297 H Iona		1 0		
						157 A Quinnipiac		0 3	116 A Fairfield		1 5		

Non-Div. I Games:

Niagara

Average RPI Win: 236		WON-LOST RECORD		WINNING PCT. RANK		LAST 10 GAMES		STRENGTH OF SCHEDULE		OPP. STRENGTH OF SCHEDULE		TEAM RPI		ADJ RPI		CONF. RPI		ADJ CONF. RPI			
DIV. I ONLY		4-8-4		.375 243		4-3-3		161		201		232		.46333 231		21		21			
DIV. I NON-CONF.		2-5-1		.3125 256		2-0-0		161		125		232		.45945 231		23		23			
TOTALS		RPI 1-25		RPI 26-50		W-L RECORDS		RPI 51-100		RPI 101-150		RPI 150+									
4-8-4		0-0-0		0-1-0		OVERALL		0-1-1		0-3-0		4-3-3									
0-3-2		0-0-0		0-0-0		HOME		0-1-1		0-0-0		0-2-1									
4-4-2		0-0-0		0-1-0		AWAY		0-0-0		0-2-0		4-1-2									
0-1-0		0-0-0		0-0-0		NEUTRAL		0-0-0		0-1-0		0-0-0									
2-5-1		0-0-0		0-1-0		NON-CONFERENCE		0-0-1		0-3-0		2-1-0									
0-0-1		0-0-0		0-0-0		HOME		0-0-1		0-0-0		0-0-0									
2-4-0		0-0-0		0-0-		AWAY		0-0-0		0-2-0		2-1-0									
0-1-0		0-0-0		0-0-0		NEUTRAL		0-0-0		0-1-0		0-0-0									
2-3-3		0-0-0		0-0-0		CONFERENCE		0-1-0		0-0-0		2-2-3									
0-3-1		0-0-0		0-0-0		HOME		0-1-0		0-0-0		0-2-1									
2-0-2		0-0-0		0-0-0		AWAY		0-0-0		0-0-0		2-0-2									
0-0-0		0-0-0		0-0-0		NEUTRAL		0-0-0		0-0-0		0-0-0									
RPI	S	Opponent		Score		RPI	S	Opponent		Score		RPI	S	Opponent		Score					
				42	A	Vanderbilt		0	2	61	H	Columbia		2	2	116	A	Fairfield		0	1
										92	H	Navy		0	1	126	A	UConn		1	2
																136	N	Lipscomb		1	3
																198	A	Holy Cross		0	0
																201	A	Cornell		1	0
																211	H	Lehigh		0	0
																220	A	Boston U.		1	0
																235	H	Bucknell		0	1
																247	H	Lafayette		1	2
																250	A	Syracuse		0	1
																256	A	Loyola Maryland		1	0
																265	A	Vermont		2	1
																288	A	American		2	2
LAST 10 GAMES																					
				256	A	Loyola Maryland		1	0	247	H	Lafayette		1	2						
				211	H	Lehigh		0	0	198	A	Holy Cross		0	0						
				220	A	Boston U.		1	0	288	A	American		2	2						
				201	A	Cornell		1	0	92	H	Navy		0	1						
				235	H	Bucknell		0	1	265	A	Vermont		2	1						

Non-Div. I Games:

Colgate

Average RPI Win:	284	WON-LOST RECORD	WINNING PCT. RANK	LAST 10 GAMES	STRENGTH OF SCHEDULE	OPP. STRENGTH OF SCHEDULE	TEAM RPI	ADJ RPI	CONF. RPI	ADJ CONF. RPI				
Average RPI Loss:	94													
DIV. I ONLY		6-7-3	.46875 189	3-5-2	244	214	229	.46301 232	16	16				
DIV. I NON-CONF.		3-3-2	.5 159	0-1-1	251	262	225	.45964 229	15	15				
<hr/>														
TOTALS	RPI 1-25	RPI 26-50		W-L RECORDS		RPI 51-100		RPI 101-150		RPI 150+				
6-7-3	0-0-0	0-0-0		OVERALL		0-4-0		0-3-1		6-0-2				
4-1-2	0-0-0	0-0-0		HOME		0-1-0		0-0-1		4-0-1				
2-6-1	0-0-0	0-0-0		AWAY		0-3-0		0-3-0		2-0-1				
0-0-0	0-0-0	0-0-0		NEUTRAL		0-0-0		0-0-0		0-0-0				
<hr/>														
3-3-2	0-0-0	0-0-0		NON-CONFERENCE		0-2-0		0-1-0		3-0-2				
2-0-1	0-0-0	0-0-0		HOME		0-0-0		0-0-0		2-0-1				
1-3-1	0-0-0	0-0-		AWAY		0-2-0		0-1-0		1-0-1				
0-0-0	0-0-0	0-0-0		NEUTRAL		0-0-0		0-0-0		0-0-0				
<hr/>														
3-4-1	0-0-0	0-0-0		CONFERENCE		0-2-0		0-2-1		3-0-0				
2-1-1	0-0-0	0-0-0		HOME		0-1-0		0-0-1		2-0-0				
1-3-0	0-0-0	0-0-0		AWAY		0-1-0		0-2-0		1-0-0				
0-0-0	0-0-0	0-0-0		NEUTRAL		0-0-0		0-0-0		0-0-0				
<hr/>														
RPI S	Opponent	Score	RPI S	Opponent	Score	RPI S	Opponent	Score	RPI S	Opponent	Score			
						61 A	Columbia	0 2	103 A	Maryland	0 1			
						71 A	La Salle	0 1	111 A	Kennesaw St.	0 1			
						77 A	FGCU	0 2	122 H	North Florida	1 1			
						96 H	Liberty	0 1	136 A	Lipscomb	0 4			
									196 H	Rider	5 0			
									278 A	North Ala.	2 1			
									297 A	Iona	4 1			
									304 H	Stetson	2 0			
									310 A	LIU Brooklyn	1 1			
									312 H	Saint Peter's	2 0			
									318 H	Jacksonville	1 0			
									323 H	UMBC	0 0			
<hr/>														
			LAST 10 GAMES											
			96 H	Liberty	0 1	122 H	North Florida	1 1						
			318 H	Jacksonville	1 0	278 A	North Ala.	2 1						
			111 A	Kennesaw St.	0 1	304 H	Stetson	2 0						
			136 A	Lipscomb	0 4	61 A	Columbia	0 2						
			77 A	FGCU	0 2	310 A	LIU Brooklyn	1 1						

Non-Div. I Games:

NJIT

Average RPI Win: 237		WON-LOST	WINNING	LAST 10	STRENGTH OF		OPP. STRENGTH	TEAM	ADJ	CONF.	ADJ CONF.
Average RPI Loss: 154		RECORD	PCT. RANK	GAMES	SCHEDULE		OF SCHEDULE	RPI	RPI	RPI	RPI
DIV. I ONLY		4-9-5	.36111	246	1-6-3		150	213	234	.46148	233
DIV. I NON-CONF.		3-3-2	.5	159	0		193	241	178	.48647	179
TOTALS		RPI 1-25	RPI 26-50		W-L RECORDS		RPI 51-100		RPI 101-150		RPI 150+
4-9-5	0-0-0	0-1-0		OVERALL		0-0-0		0-3-0		4-5-5	
2-3-2	0-0-0	0-1-0		HOME		0-0-0		0-1-0		2-1-2	
2-6-3	0-0-0	0-0-0		AWAY		0-0-0		0-2-0		2-4-3	
0-0-0	0-0-0	0-0-0		NEUTRAL		0-0-0		0-0-0		0-0-0	
3-3-2	0-0-0	0-0-0		NON-CONFERENCE		0-0-0		0-1-0		3-2-2	
1-0-1	0-0-0	0-0-0		HOME		0-0-0		0-0-0		1-0-1	
2-3-1	0-0-0	0-0-		AWAY		0-0-0		0-1-0		2-2-1	
0-0-0	0-0-0	0-0-0		NEUTRAL		0-0-0		0-0-0		0-0-0	
1-6-3	0-0-0	0-1-0		CONFERENCE		0-0-0		0-2-0		1-3-3	
1-3-1	0-0-0	0-1-0		HOME		0-0-0		0-1-0		1-1-1	
0-3-2	0-0-0	0-0-0		AWAY		0-0-0		0-1-0		0-2-2	
0-0-0	0-0-0	0-0-0		NEUTRAL		0-0-0		0-0-0		0-0-0	
RPI S	Opponent	Score	RPI S	Opponent	Score	RPI S	Opponent	Score	RPI S	Opponent	Score
			45 H	Saint Louis	1 4				104 A	Massachusetts	1 2
									106 A	Dartmouth	0 2
									114 H	George Washington	0 2
									157 A	Quinnipiac	0 1
									165 A	Pittsburgh	1 1
									174 A	Dayton	0 0
									179 A	Saint Joseph's	1 4
									185 A	New Hampshire	1 0
									187 H	Davidson	0 1
									198 H	Holy Cross	1 1
									200 A	Fordham	1 1
									204 H	Richmond	1 0
									219 H	Duquesne	0 0
									220 A	Boston U.	0 1
									251 H	Sacred Heart	2 0
									277 A	St. Bonaventure	0 1
									306 A	Wagner	1 0
LAST 10 GAMES											
			219 H	Duquesne	0 0		104 A	Massachusetts	1 2		
			179 A	Saint Joseph's	1 4		187 H	Davidson	0 1		
			204 H	Richmond	1 0		114 H	George Washington	0 2		
			277 A	St. Bonaventure	0 1		174 A	Dayton	0 0		
			200 A	Fordham	1 1		45 H	Saint Louis	1 4		

Non-Div. I Games:

Rhode Island

Average RPI Win: 256		WON-LOST	WINNING	LAST 10	STRENGTH OF		OPP. STRENGTH	TEAM	ADJ		CONF.	ADJ CONF.
Average RPI Loss: 165		RECORD	PCT. RANK	GAMES	SCHEDULE		OF SCHEDULE	RPI	RPI		RPI	RPI
DIV. I ONLY		8-9-1	.47222	175	246		227	230	.46105		18	18
DIV. I NON-CONF.		3-5-0	.375	218	244		273	269	.42866		17	16
TOTALS		RPI 1-25	RPI 26-50		W-L RECORDS		RPI 51-100		RPI 101-150		RPI 150+	
8-9-1		0-0-0	0-0-0		OVERALL		0-4-0		1-1-0		7-4-1	
4-5-1		0-0-0	0-0-0		HOME		0-3-0		0-1-0		4-1-1	
4-4-0		0-0-0	0-0-0		AWAY		0-1-0		1-0-0		3-3-0	
0-0-0		0-0-0	0-0-0		NEUTRAL		0-0-0		0-0-0		0-0-0	
3-5-0		0-0-0	0-0-0		NON-CONFERENCE		0-2-0		0-0-0		3-3-0	
2-3-0		0-0-0	0-0-0		HOME		0-2-0		0-0-0		2-1-0	
1-2-0		0-0-0	0-0-		AWAY		0-0-0		0-0-0		1-2-0	
0-0-0		0-0-0	0-0-0		NEUTRAL		0-0-0		0-0-0		0-0-0	
5-4-1		0-0-0	0-0-0		CONFERENCE		0-2-0		1-1-0		4-1-1	
2-2-1		0-0-0	0-0-0		HOME		0-1-0		0-1-0		2-0-1	
3-2-0		0-0-0	0-0-0		AWAY		0-1-0		1-0-0		2-1-0	
0-0-0		0-0-0	0-0-0		NEUTRAL		0-0-0		0-0-0		0-0-0	
RPI S	Opponent	Score	RPI S	Opponent	Score	RPI S	Opponent	Score	RPI S	Opponent	Score	
						53 H	Xavier	0 2	149 H	Western Mich.	1 2	
						56 H	Ball St.	0 1	150 A	Central Mich.	1 0	
						78 H	Charlotte	0 1	193 H	Ohio	1 1	
						100 A	Bowling Green	0 1	230 H	Niagara	2 1	
									238 A	Kent St.	0 2	
									245 A	Cleveland St.	1 2	
									246 A	Toledo	2 0	
									263 A	Eastern Mich.	3 2	
									270 H	Eastern Ky.	1 2	
									273 H	Northern Ill.	3 0	
									274 H	Robert Morris	1 0	
									295 H	Miami (OH)	2 0	
									298 A	Morehead St.	1 2	
									317 A	Youngstown St.	1 0	
LAST 10 GAMES												
						150 A	Central Mich.	1 0	193 H	Ohio	1 1	
						263 A	Eastern Mich.	3 2	295 H	Miami (OH)	2 0	
						273 H	Northern Ill.	3 0	56 H	Ball St.	0 1	
						149 H	Western Mich.	1 2	246 A	Toledo	2 0	
						238 A	Kent St.	0 2	100 A	Bowling Green	0 1	

Non-Div. I Games:

Akron

Average RPI Win:	251	WON-LOST	WINNING	LAST 10	STRENGTH OF	OPP. STRENGTH	TEAM	ADJ	CONF.	ADJ CONF.	
Average RPI Loss:	134	RECORD	PCT. RANK	GAMES	SCHEDULE	OF SCHEDULE	RPI	RPI	RPI	RPI	
DIV. I ONLY	5-10-2	.35294	250	3-5-2	142	219	235	.46089	235	21	21
DIV. I NON-CONF.	2-7-0	.22222	289	0-2-0	150	160	262	.43642	261	23	23
<hr/>											
TOTALS	RPI 1-25	RPI 26-50		W-L RECORDS		RPI 51-100		RPI 101-150		RPI 150+	
5-10-2	0-0-0	0-1-0		OVERALL		0-3-0		0-1-0		5-5-2	
2-6-2	0-0-0	0-0-0		HOME		0-2-0		0-0-0		2-4-2	
3-4-0	0-0-0	0-1-0		AWAY		0-1-0		0-1-0		3-1-0	
0-0-0	0-0-0	0-0-0		NEUTRAL		0-0-0		0-0-0		0-0-0	
2-7-0	0-0-0	0-1-0		NON-CONFERENCE		0-2-0		0-1-0		2-3-0	
1-5-0	0-0-0	0-0-0		HOME		0-2-0		0-0-0		1-3-0	
1-2-0	0-0-0	0-0-		AWAY		0-0-0		0-1-0		1-0-0	
0-0-0	0-0-0	0-0-0		NEUTRAL		0-0-0		0-0-0		0-0-0	
3-3-2	0-0-0	0-0-0		CONFERENCE		0-1-0		0-0-0		3-2-2	
1-1-2	0-0-0	0-0-0		HOME		0-0-0		0-0-0		1-1-2	
2-2-0	0-0-0	0-0-0		AWAY		0-1-0		0-0-0		2-1-0	
0-0-0	0-0-0	0-0-0		NEUTRAL		0-0-0		0-0-0		0-0-0	
RPI	S	Opponent	Score	RPI	S	Opponent	Score	RPI	S	Opponent	Score
				35	A	Georgetown	0 2	61	H	Columbia	1 2
								91	H	Penn	0 2
								92	A	Navy	0 1
								114	A	George Washington	1 2
								165	H	Pittsburgh	0 1
								182	H	Army West Point	1 2
								184	H	Wright St.	1 2
								201	H	Cornell	0 1
								211	A	Lehigh	1 3
								220	H	Boston U.	1 0
								231	A	Colgate	1 0
								247	A	Lafayette	2 1
								256	H	Loyola Maryland	0 0
								274	H	Robert Morris	2 1
								283	A	Towson	2 1
								288	H	American	1 1
<hr/>											
LAST 10 GAMES											
				288	H	American	1 1	182	H	Army West Point	1 2
				256	H	Loyola Maryland	0 0	211	A	Lehigh	1 3
				92	A	Navy	0 1	220	H	Boston U.	1 0
				231	A	Colgate	1 0	247	A	Lafayette	2 1
				61	H	Columbia	1 2	114	A	George Washington	1 2

Non-Div. I Games:

Bucknell

Average RPI Win: 284		WON-LOST RECORD	WINNING PCT. RANK	LAST 10 GAMES	STRENGTH OF SCHEDULE	OPP. STRENGTH OF SCHEDULE	TEAM RPI	ADJ RPI	CONF. RPI	ADJ CONF. RPI	
Average RPI Loss: 131											
DIV. I ONLY		8-5-4	.58824 115	6-2-2	322	234	237	.46074 236	27	27	
DIV. I NON-CONF.		3-3-1	.5 159	1-0-0	328	202	285	.41561 283	25	25	
<hr/>											
TOTALS		RPI 1-25		RPI 26-50		W-L RECORDS		RPI 51-100		RPI 101-150 RPI 150+	
8-5-4		0-0-0		0-0-0		OVERALL		0-1-0		0-3-0 8-1-4	
4-2-2		0-0-0		0-0-0		HOME		0-0-0		0-1-0 4-1-2	
4-3-2		0-0-0		0-0-0		AWAY		0-1-0		0-2-0 4-0-2	
0-0-0		0-0-0		0-0-0		NEUTRAL		0-0-0		0-0-0 0-0-0	
3-3-1		0-0-0		0-0-0		NON-CONFERENCE		0-1-0		0-1-0 3-1-1	
1-2-0		0-0-0		0-0-0		HOME		0-0-0		0-1-0 1-1-0	
2-1-1		0-0-0		0-0-		AWAY		0-1-0		0-0-0 2-0-1	
0-0-0		0-0-0		0-0-0		NEUTRAL		0-0-0		0-0-0 0-0-0	
5-2-3		0-0-0		0-0-0		CONFERENCE		0-0-0		0-2-0 5-0-3	
3-0-2		0-0-0		0-0-0		HOME		0-0-0		0-0-0 3-0-2	
2-2-1		0-0-0		0-0-0		AWAY		0-0-0		0-2-0 2-0-1	
0-0-0		0-0-0		0-0-0		NEUTRAL		0-0-0		0-0-0 0-0-0	
RPI S	Opponent	Score	RPI S	Opponent	Score	RPI S	Opponent	Score	RPI S	Opponent	Score
						90 A	Colorado St.	2 3	117 H	Missouri St.	0 1
									121 A	Murray St.	0 5
									124 A	Southeast Mo. St.	1 2
									176 A	UT Martin	3 0
									203 H	Iowa St.	1 2
									215 H	Tennessee Tech	2 2
									257 A	Northern Colo.	1 1
									260 A	Austin Peay	2 2
									261 H	Belmont	3 3
									270 H	Eastern Ky.	3 0
									289 A	Indiana St.	4 0
									292 A	Eastern Ill.	3 2
									294 A	Southern Ill.	2 0
									298 H	Morehead St.	6 0
									316 H	Jacksonville St.	6 1
									334 H	Chicago St.	3 1
<hr/>											
LAST 10 GAMES											
298 H Morehead St.						6	0	176 A UT Martin	3	0	
270 H Eastern Ky.						3	0	124 A Southeast Mo. St.	1	2	
294 A Southern Ill.						2	0	316 H Jacksonville St.	6	1	
292 A Eastern Ill.						3	2	215 H Tennessee Tech	2	2	
261 H Belmont						3	3	121 A Murray St.	0	5	

Non-Div. I Games:

SIUE

Average RPI Win:	281	WON-LOST	WINNING	LAST 10	STRENGTH OF	OPP. STRENGTH	TEAM	ADJ	CONF.	ADJ CONF.	
Average RPI Loss:	153	RECORD	PCT. RANK	GAMES	SCHEDULE	OF SCHEDULE	RPI	RPI	RPI	RPI	
DIV. I ONLY	6-6-3	.5	168	4-4-2	290	207	239	.46	237	22	22
DIV. I NON-CONF.	2-4-1	.35714	233	0-2-0	314	119	303	.39571	300	27	27
<hr/>											
TOTALS	RPI 1-25	RPI 26-50		W-L RECORDS		RPI 51-100		RPI 101-150		RPI 150+	
6-6-3	0-0-0	0-1-0		OVERALL		0-0-1		0-2-0		6-3-2	
4-3-1	0-0-0	0-1-0		HOME		0-0-1		0-1-0		4-1-0	
2-3-2	0-0-0	0-0-0		AWAY		0-0-0		0-1-0		2-2-2	
0-0-0	0-0-0	0-0-0		NEUTRAL		0-0-0		0-0-0		0-0-0	
<hr/>											
2-4-1	0-0-0	0-1-0		NON-CONFERENCE		0-0-0		0-1-0		2-2-1	
1-2-0	0-0-0	0-1-0		HOME		0-0-0		0-0-0		1-1-0	
1-2-1	0-0-0	0-0-		AWAY		0-0-0		0-1-0		1-1-1	
0-0-0	0-0-0	0-0-0		NEUTRAL		0-0-0		0-0-0		0-0-0	
<hr/>											
4-2-2	0-0-0	0-0-0		CONFERENCE		0-0-1		0-1-0		4-1-1	
3-1-1	0-0-0	0-0-0		HOME		0-0-1		0-1-0		3-0-0	
1-1-1	0-0-0	0-0-0		AWAY		0-0-0		0-0-0		1-1-1	
0-0-0	0-0-0	0-0-0		NEUTRAL		0-0-0		0-0-0		0-0-0	
<hr/>											
RPI S	Opponent	Score	RPI S	Opponent	Score	RPI S	Opponent	Score	RPI S	Opponent	Score
			37 H	Notre Dame	0 1	52 H	Milwaukee	0 0	142 H	Northern Ky.	0 2
									149 A	Western Mich.	1 3
									161 H	IUPUI	1 0
									162 H	Michigan St.	0 2
									184 A	Wright St.	1 4
									245 A	Cleveland St.	2 2
									246 A	Toledo	3 4
									263 A	Eastern Mich.	2 2
									270 H	Eastern Ky.	2 1
									293 A	Green Bay	2 0
									317 H	Youngstown St.	1 0
									318 A	Valparaiso	1 0
									325 H	Detroit Mercy	2 1
<hr/>											
LAST 10 GAMES											
			52 H	Milwaukee	0 0	245 A	Cleveland St.	2 2			
			142 H	Northern Ky.	0 2	184 A	Wright St.	1 4			
			293 A	Green Bay	2 0	317 H	Youngstown St.	1 0			
			161 H	IUPUI	1 0	162 H	Michigan St.	0 2			
			325 H	Detroit Mercy	2 1	149 A	Western Mich.	1 3			

Non-Div. I Games:

Oakland

Average RPI Win: 264		WON-LOST	WINNING	LAST 10	STRENGTH OF		OPP. STRENGTH	TEAM	ADJ	CONF.	ADJ CONF.
Average RPI Loss: 129		RECORD	PCT. RANK	GAMES	SCHEDULE		OF SCHEDULE	RPI	RPI	RPI	RPI
DIV. I ONLY		5-9-3	.38235	238	3-5-2		196	169	240	.45989	238
DIV. I NON-CONF.		2-4-1	.35714	233	0		141	163	206	.4734	205
TOTALS		RPI 1-25	RPI 26-50		W-L RECORDS		RPI 51-100		RPI 101-150		RPI 150+
5-9-3		0-0-0	0-1-0		OVERALL		0-4-0		0-1-2		5-3-1
3-3-2		0-0-0	0-0-0		HOME		0-2-0		0-0-1		3-1-1
2-6-1		0-0-0	0-1-0		AWAY		0-2-0		0-1-1		2-2-0
0-0-0		0-0-0	0-0-0		NEUTRAL		0-0-0		0-0-0		0-0-0
2-4-1		0-0-0	0-1-0		NON-CONFERENCE		0-2-0		0-1-0		2-0-1
1-1-1		0-0-0	0-0-0		HOME		0-1-0		0-0-0		1-0-1
1-3-0		0-0-0	0-0-		AWAY		0-1-0		0-1-0		1-0-0
0-0-0		0-0-0	0-0-0		NEUTRAL		0-0-0		0-0-0		0-0-0
3-5-2		0-0-0	0-0-0		CONFERENCE		0-2-0		0-0-2		3-3-0
2-2-1		0-0-0	0-0-0		HOME		0-1-0		0-0-1		2-1-0
1-3-1		0-0-0	0-0-0		AWAY		0-1-0		0-0-1		1-2-0
0-0-0		0-0-0	0-0-0		NEUTRAL		0-0-0		0-0-0		0-0-0
RPI S	Opponent	Score	RPI S	Opponent	Score	RPI S	Opponent	Score	RPI S	Opponent	Score
			36 A	Colorado	1 2	53 H	Xavier	0 1	102 A	Denver	0 1
						56 A	Ball St.	2 3	149 A	Western Mich.	3 3
						66 A	Butler	1 2	150 H	Central Mich.	1 1
						100 H	Bowling Green	1 3	190 A	Buffalo	2 3
									234 H	Akron	2 0
									245 H	Cleveland St.	0 0
									246 H	Toledo	3 0
									250 H	Syracuse	1 0
									263 H	Eastern Mich.	2 3
									273 A	Northern Ill.	1 0
									295 A	Miami (OH)	0 2
									317 A	Youngstown St.	4 2
LAST 10 GAMES											
			295 A	Miami (OH)	0 2	190 A	Buffalo	2 3			
			56 A	Ball St.	2 3	246 H	Toledo	3 0			
			150 H	Central Mich.	1 1	100 H	Bowling Green	1 3			
			263 H	Eastern Mich.	2 3	273 A	Northern Ill.	1 0			
			234 H	Akron	2 0	149 A	Western Mich.	3 3			

Non-Div. I Games:

Kent St.

Average RPI Win: 260		WON-LOST	WINNING	LAST 10	STRENGTH OF		OPP. STRENGTH	TEAM	ADJ	CONF.	ADJ CONF.		
Average RPI Loss: 191		RECORD	PCT. RANK	GAMES	SCHEDULE		OF SCHEDULE	RPI	RPI	RPI	RPI		
DIV. I ONLY		8-9-0	.47059	182	7-3-0		239	287	236	.45859	239	26	26
DIV. I NON-CONF.		1-6-0	.14286	311	0		135	302	295	.40693	295	24	24
TOTALS		RPI 1-25	RPI 26-50		W-L RECORDS		RPI 51-100		RPI 101-150		RPI 150+		
8-9-0		0-0-0	0-0-0		OVERALL		0-1-0		0-1-0		8-7-0		
4-3-0		0-0-0	0-0-0		HOME		0-1-0		0-0-0		4-2-0		
4-6-0		0-0-0	0-0-0		AWAY		0-0-0		0-1-0		4-5-0		
0-0-0		0-0-0	0-0-0		NEUTRAL		0-0-0		0-0-0		0-0-0		
1-6-0		0-0-0	0-0-0		NON-CONFERENCE		0-1-0		0-0-0		1-5-0		
1-1-0		0-0-0	0-0-0		HOME		0-1-0		0-0-0		1-0-0		
0-5-0		0-0-0	0-0-		AWAY		0-0-0		0-0-0		0-5-0		
0-0-0		0-0-0	0-0-0		NEUTRAL		0-0-0		0-0-0		0-0-0		
7-3-0		0-0-0	0-0-0		CONFERENCE		0-0-0		0-1-0		7-2-0		
3-2-0		0-0-0	0-0-0		HOME		0-0-0		0-0-0		3-2-0		
4-1-0		0-0-0	0-0-0		AWAY		0-0-0		0-1-0		4-0-0		
0-0-0		0-0-0	0-0-0		NEUTRAL		0-0-0		0-0-0		0-0-0		
RPI	S	Opponent	Score	RPI	S	Opponent	Score	RPI	S	Opponent	Score		
				64 H North Texas 0 3				119 A Lamar University 2 3					
								151 A California Baptist 0 1					
								160 H A&M-Corpus Christi 1 0					
								166 A Texas St. 0 1					
								183 H Northwestern St. 1 2					
								194 A McNeese 2 0					
								222 A Houston 1 3					
								241 A CSU Bakersfield 0 2					
								242 H Sam Houston St. 3 2					
								258 H Central Ark. 2 0					
								276 H SFA 0 1					
								287 H Prairie View 3 0					
								290 A Southeastern La. 1 0					
								299 A Texas Southern 1 2					
								314 A Houston Baptist 3 2					
								331 A Nicholls St. 3 0					

Non-Div. I Games:

Incarnate Word

Average RPI Win:	299	WON-LOST RECORD	WINNING PCT. RANK	LAST 10 GAMES	STRENGTH OF SCHEDULE	OPP. STRENGTH OF SCHEDULE	TEAM RPI	ADJ RPI	CONF. RPI	ADJ CONF. RPI	
DIV. I ONLY		8-10-1	.44737 199	7-3-0	212	310	241	.45852 240	29	29	
DIV. I NON-CONF.		1-7-1	.16667 305	0	148	280	287	.41205 287	29	29	
<hr/>											
TOTALS	RPI 1-25		RPI 26-50	W-L RECORDS		RPI 51-100		RPI 101-150		RPI 150+	
8-10-1	0-0-0		0-0-0	OVERALL		0-3-0		0-2-0		8-5-1	
5-4-1	0-0-0		0-0-0	HOME		0-1-0		0-0-0		5-3-1	
3-6-0	0-0-0		0-0-0	AWAY		0-2-0		0-2-0		3-2-0	
0-0-0	0-0-0		0-0-0	NEUTRAL		0-0-0		0-0-0		0-0-0	
1-7-1	0-0-0		0-0-0	NON-CONFERENCE		0-3-0		0-1-0		1-3-1	
1-3-1	0-0-0		0-0-0	HOME		0-1-0		0-0-0		1-2-1	
0-4-0	0-0-0		0-0-	AWAY		0-2-0		0-1-0		0-1-0	
0-0-0	0-0-0		0-0-0	NEUTRAL		0-0-0		0-0-0		0-0-0	
7-3-0	0-0-0		0-0-0	CONFERENCE		0-0-0		0-1-0		7-2-0	
4-1-0	0-0-0		0-0-0	HOME		0-0-0		0-0-0		4-1-0	
3-2-0	0-0-0		0-0-0	AWAY		0-0-0		0-1-0		3-1-0	
0-0-0	0-0-0		0-0-0	NEUTRAL		0-0-0		0-0-0		0-0-0	
RPI	S	Opponent	Score	RPI	S	Opponent	Score	RPI	S	Opponent	Score
						72 A Mercer	1 2	107 A Western Caro.	1	2	
						89 H UNC Greensboro	0 6	125 A Campbell	2	3	
						92 A Navy	0 1	168 H Coastal Caro.	1	3	
								171 H High Point	0	1	
								178 A Radford	0	2	
								187 A Davidson	2	3	
								248 H Longwood	1	0	
								254 H Winthrop	3	1	
								259 H Ga. Southern	3	4	
								272 A Charleston So.	1	0	
								301 H ETSU	1	1	
								307 A Presbyterian	2	0	
								313 H UNC Asheville	2	0	
								329 H Hampton	1	0	
								330 A USC Upstate	3	2	
								336 H South Carolina St.	3	1	
				LAST 10 GAMES							
						248 H Longwood	1 0	171 H High Point	0	1	
						178 A Radford	0 2	272 A Charleston So.	1	0	
						330 A USC Upstate	3 2	125 A Campbell	2	3	
						313 H UNC Asheville	2 0	329 H Hampton	1	0	
						307 A Presbyterian	2 0	254 H Winthrop	3	1	

Non-Div. I Games:

Gardner-Webb

Average RPI Win: 227		WON-LOST	WINNING	LAST 10	STRENGTH OF		OPP. STRENGTH	TEAM	ADJ		CONF.	ADJ CONF.
Average RPI Loss: 190		RECORD	PCT. RANK	GAMES	SCHEDULE		OF SCHEDULE	RPI	RPI		RPI	RPI
DIV. I ONLY		8-9-1	.47222	175	4-6-0		261	236	238	.45848	241	23
DIV. I NON-CONF.		5-5-1	.5	159	1-2-0		264	230	235	.45645	237	21
TOTALS		RPI 1-25	RPI 26-50		W-L RECORDS		RPI 51-100		RPI 101-150		RPI 150+	
8-9-1		0-0-0	0-0-0		OVERALL		1-0-0		1-1-0		6-8-1	
5-6-0		0-0-0	0-0-0		HOME		1-0-0		1-1-0		3-5-0	
3-3-1		0-0-0	0-0-0		AWAY		0-0-0		0-0-0		3-3-1	
0-0-0		0-0-0	0-0-0		NEUTRAL		0-0-0		0-0-0		0-0-0	
5-5-1		0-0-0	0-0-0		NON-CONFERENCE		0-0-0		0-1-0		5-4-1	
2-5-0		0-0-0	0-0-0		HOME		0-0-0		0-1-0		2-4-0	
3-0-1		0-0-0	0-0-		AWAY		0-0-0		0-0-0		3-0-1	
0-0-0		0-0-0	0-0-0		NEUTRAL		0-0-0		0-0-0		0-0-0	
3-4-0		0-0-0	0-0-0		CONFERENCE		1-0-0		1-0-0		1-4-0	
3-1-0		0-0-0	0-0-0		HOME		1-0-0		1-0-0		1-1-0	
0-3-0		0-0-0	0-0-0		AWAY		0-0-0		0-0-0		0-3-0	
0-0-0		0-0-0	0-0-0		NEUTRAL		0-0-0		0-0-0		0-0-0	
RPI S	Opponent	Score	RPI S	Opponent	Score	RPI S	Opponent	Score	RPI S	Opponent	Score	
						98 H	UMKC	4 1	123 H	Utah Valley	3 2	
									130 H	UC Santa Barbara	0 3	
									151 H	California Baptist	1 3	
									153 A	Fresno St.	2 1	
									156 A	Seattle U	0 2	
									159 H	Sacramento St.	0 2	
									170 A	CSUN	1 1	
									175 H	Eastern Wash.	2 3	
									181 H	UNLV	1 2	
									191 A	UTRGV	0 1	
									239 H	Incarnate Word	2 0	
									262 H	UC Riverside	2 1	
									279 A	New Mexico St.	0 1	
									286 H	Idaho	0 1	
									302 A	Pacific	2 1	
									308 A	Southern Utah	2 1	
									334 H	Chicago St.	3 0	
LAST 10 GAMES												
						334 H	Chicago St.	3 0	123 H	Utah Valley	3 2	
						191 A	UTRGV	0 1	151 H	California Baptist	1 3	
						279 A	New Mexico St.	0 1	130 H	UC Santa Barbara	0 3	
						98 H	UMKC	4 1	159 H	Sacramento St.	0 2	
						156 A	Seattle U	0 2	308 A	Southern Utah	2 1	

Non-Div. I Games:

CSU Bakersfield

Average RPI Win:	287	WON-LOST	WINNING	LAST 10	STRENGTH OF	OPP. STRENGTH	TEAM	ADJ	CONF.	ADJ CONF.	
Average RPI Loss:	154	RECORD	PCT. RANK	GAMES	SCHEDULE	OF SCHEDULE	RPI	RPI	RPI	RPI	
DIV. I ONLY	7-9-1	.44118	206	5-4-1	230	278	242	.45831	242	26	26
DIV. I NON-CONF.	2-5-0	.28571	264	0	167	290	263	.43641	262	24	24
<hr/>											
TOTALS	RPI 1-25	RPI 26-50		W-L RECORDS		RPI 51-100		RPI 101-150		RPI 150+	
7-9-1	0-0-0	0-0-0		OVERALL		0-2-0		0-3-0		7-4-1	
5-3-1	0-0-0	0-0-0		HOME		0-1-0		0-0-0		5-2-1	
2-6-0	0-0-0	0-0-0		AWAY		0-1-0		0-3-0		2-2-0	
0-0-0	0-0-0	0-0-0		NEUTRAL		0-0-0		0-0-0		0-0-0	
<hr/>											
2-5-0	0-0-0	0-0-0		NON-CONFERENCE		0-2-0		0-1-0		2-2-0	
1-3-0	0-0-0	0-0-0		HOME		0-1-0		0-0-0		1-2-0	
1-2-0	0-0-0	0-0-		AWAY		0-1-0		0-1-0		1-0-0	
0-0-0	0-0-0	0-0-0		NEUTRAL		0-0-0		0-0-0		0-0-0	
<hr/>											
5-4-1	0-0-0	0-0-0		CONFERENCE		0-0-0		0-2-0		5-2-1	
4-0-1	0-0-0	0-0-0		HOME		0-0-0		0-0-0		4-0-1	
1-4-0	0-0-0	0-0-0		AWAY		0-0-0		0-2-0		1-2-0	
0-0-0	0-0-0	0-0-0		NEUTRAL		0-0-0		0-0-0		0-0-0	
<hr/>											
RPI S	Opponent	Score	RPI S	Opponent	Score	RPI S	Opponent	Score	RPI S	Opponent	Score
						51 A	TCU	0 6	119 A	Lamar University	0 5
						84 H	Gonzaga	1 2	120 A	Abilene Christian	0 1
									147 A	UIC	0 1
									160 H	A&M-Corpus Christi	1 1
									183 A	Northwestern St.	0 1
									194 A	McNeese	3 2
									218 H	Louisiana	1 2
									222 H	Houston	0 3
									239 A	Incarnate Word	2 3
									258 H	Central Ark.	3 2
									287 A	Prairie View	1 0
									290 H	Southeastern La.	2 0
									314 H	Houston Baptist	2 1
									331 H	Nicholls St.	3 0
									332 H	Ark.-Pine Bluff	5 0
<hr/>											
			LAST 10 GAMES								
			120 A Abilene Christian			0 1	183 A Northwestern St.			0 1	
			239 A Incarnate Word			2 3	119 A Lamar University			0 5	
			331 H Nicholls St.			3 0	160 H A&M-Corpus Christi			1 1	
			290 H Southeastern La.			2 0	314 H Houston Baptist			2 1	
			194 A McNeese			3 2	258 H Central Ark.			3 2	

Non-Div. I Games:

Sam Houston St.

Average RPI Win: 228		WON-LOST RECORD		WINNING PCT. RANK		LAST 10 GAMES		STRENGTH OF SCHEDULE		OPP. STRENGTH OF SCHEDULE		TEAM RPI		ADJ RPI		CONF. RPI		ADJ CONF. RPI	
DIV. I ONLY		5-10-3		.36111 246		1-8-1		217		108		247		.4575 243		11		11	
DIV. I NON-CONF.		4-3-2		.55556 145		0-1-0		240		136		175		.49053 170		10		10	
TOTALS		RPI 1-25		RPI 26-50		W-L RECORDS		RPI 51-100		RPI 101-150		RPI 150+							
5-10-3		0-1-0		0-0-0		OVERALL		1-3-1		0-1-1		4-5-1							
4-4-1		0-0-0		0-0-0		HOME		1-0-1		0-1-0		3-3-0							
1-6-2		0-1-0		0-0-0		AWAY		0-3-0		0-0-1		1-2-1							
0-0-0		0-0-0		0-0-0		NEUTRAL		0-0-0		0-0-0		0-0-0							
4-3-2		0-0-0		0-0-0		NON-CONFERENCE		1-1-1		0-0-0		3-2-1							
3-1-1		0-0-0		0-0-0		HOME		1-0-1		0-0-0		2-1-0							
1-2-1		0-0-0		0-0-		AWAY		0-1-0		0-0-0		1-1-1							
0-0-0		0-0-0		0-0-0		NEUTRAL		0-0-0		0-0-0		0-0-0							
1-7-1		0-1-0		0-0-0		CONFERENCE		0-2-0		0-1-1		1-3-0							
1-3-0		0-0-0		0-0-0		HOME		0-0-0		0-1-0		1-2-0							
0-4-1		0-1-0		0-0-0		AWAY		0-2-0		0-0-1		0-1-0							
0-0-0		0-0-0		0-0-0		NEUTRAL		0-0-0		0-0-0		0-0-0							
RPI	S	Opponent		Score	RPI	S	Opponent		Score	RPI	S	Opponent		Score					
22	A	Hofstra		1 2						61	A	Columbia		0 4					
										62	H	Monmouth		0 0					
										71	H	La Salle		1 0					
										79	A	UNCW		0 2					
										80	A	Delaware		0 1					
										101	A	Elon		1 1					
										109	H	Northeastern		0 5					
										164	H	William & Mary		1 2					
										179	H	Saint Joseph's		0 1					
										188	A	James Madison		0 3					
										209	H	Col. of Charleston		0 1					
										213	A	LMU (CA)		1 1					
										229	A	St. John's (NY)		2 1					
										244	A	Long Beach St.		0 3					
										249	H	Marist		3 1					
										283	H	Towson		2 0					
										309	H	Seton Hall		1 0					
								</											

Non-Div. I Games:

Drexel

Average RPI Win:		220	WON-LOST RECORD		WINNING PCT. RANK		LAST 10 GAMES		STRENGTH OF SCHEDULE		OPP. STRENGTH OF SCHEDULE		TEAM RPI		ADJ RPI		CONF. RPI		ADJ CONF. RPI										
DIV. I ONLY			4-11-0		.26667 285		2-8-0		124		104		245		.45656 244		17		17										
DIV. I NON-CONF.			2-7-0		.22222 289		0-4-0		52		62		181		.48462 182		14		14										
TOTALS		RPI 1-25		RPI 26-50		W-L RECORDS		RPI 51-100		RPI 101-150		RPI 150+																	
4-11-0		0-2-0		0-2-0		OVERALL		0-1-0		0-4-0		4-2-0																	
3-7-0		0-2-0		0-1-0		HOME		0-0-0		0-3-0		3-1-0																	
1-3-0		0-0-0		0-0-0		AWAY		0-1-0		0-1-0		1-1-0																	
0-1-0		0-0-0		0-1-0		NEUTRAL		0-0-0		0-0-0		0-0-0																	
2-7-0		0-2-0		0-2-0		NON-CONFERENCE		0-1-0		0-2-0		2-0-0																	
2-5-0		0-2-0		0-1-0		HOME		0-0-0		0-2-0		2-0-0																	
0-1-0		0-0-0		0-0-		AWAY		0-1-0		0-0-0		0-0-0																	
0-1-0		0-0-0		0-1-0		NEUTRAL		0-0-0		0-0-0		0-0-0																	
2-4-0		0-0-0		0-0-0		CONFERENCE		0-0-0		0-2-0		2-2-0																	
1-2-0		0-0-0		0-0-0		HOME		0-0-0		0-1-0		1-1-0																	
1-2-0		0-0-0		0-0-0		AWAY		0-0-0		0-1-0		1-1-0																	
0-0-0		0-0-0		0-0-0		NEUTRAL		0-0-0		0-0-0		0-0-0																	
RPI	S	Opponent		Score		RPI	S	Opponent		Score		RPI	S	Opponent		Score													
11	H	UCLA		0	1	40	H	Penn St.		1	3	69	A	SMU		0	1	108	H	UCF	1	2							
17	H	BYU		0	3	50	N	Ole Miss		0	3											130	A	UC Santa Barbara		0	1		
																				134	H	Nebraska		1	2				
																				138	H	Cal St. Fullerton		1	2				
																				152	H	San Diego		2	1				
																				192	A	UC Irvine		1	2				
																				221	A	Cal Poly		2	1				
																				243	H	Drexel		3	0				
																				255	H	UC Davis		1	2				
																				262	H	UC Riverside		2	0				
LAST 10 GAMES																													
										192	A	UC Irvine		1	2	221	A	Cal Poly		2	1								
										262	H	UC Riverside		2	0	17	H	BYU		0	3								
										255	H	UC Davis		1	2	108	H	UCF		1	2								
										138	H	Cal St. Fullerton		1	2	69	A	SMU		0	1								
										130	A	UC Santa Barbara		0	1	50	N	Ole Miss		0	3								

Non-Div. I Games:

Long Beach St.

Average RPI Win: 258		WON-LOST	WINNING	LAST 10	STRENGTH OF		OPP. STRENGTH	TEAM	ADJ		CONF.	ADJ CONF.	
Average RPI Loss: 170		RECORD	PCT. RANK	GAMES	SCHEDULE		OF SCHEDULE	RPI	RPI	RPI	RPI		
DIV. I ONLY		5-8-3	.40625	228	3-5-2		192	292	243	.45509	245	22	22
DIV. I NON-CONF.		2-4-2	.375	218	0-1-1		216	280	254	.44147	257	27	27
TOTALS		RPI 1-25	RPI 26-50		W-L RECORDS		RPI 51-100		RPI 101-150		RPI 150+		
5-8-3		0-0-0	0-0-0		OVERALL		0-2-0		1-2-0		4-4-3		
2-3-2		0-0-0	0-0-0		HOME		0-1-0		0-0-0		2-2-2		
3-4-1		0-0-0	0-0-0		AWAY		0-0-0		1-2-0		2-2-1		
0-1-0		0-0-0	0-0-0		NEUTRAL		0-1-0		0-0-0		0-0-0		
2-4-2		0-0-0	0-0-0		NON-CONFERENCE		0-1-0		0-1-0		2-2-2		
1-1-1		0-0-0	0-0-0		HOME		0-0-0		0-0-0		1-1-1		
1-2-1		0-0-0	0-0-		AWAY		0-0-0		0-1-0		1-1-1		
0-1-0		0-0-0	0-0-0		NEUTRAL		0-1-0		0-0-0		0-0-0		
3-4-1		0-0-0	0-0-0		CONFERENCE		0-1-0		1-1-0		2-2-1		
1-2-1		0-0-0	0-0-0		HOME		0-1-0		0-0-0		1-1-1		
2-2-0		0-0-0	0-0-0		AWAY		0-0-0		1-1-0		1-1-0		
0-0-0		0-0-0	0-0-0		NEUTRAL		0-0-0		0-0-0		0-0-0		
RPI S	Opponent	Score	RPI S	Opponent	Score	RPI S	Opponent	Score	RPI S	Opponent	Score		
						52 H Milwaukee	1	5	127 A UTSA	0	3		
						74 N Rice	0	2	142 A Northern Ky.	3	0		
									147 A UIC	0	3		
									161 A IUPUI	0	1		
									193 A Ohio	1	2		
									230 H Niagara	0	0		
									234 H Akron	2	1		
									237 H Oakland	2	2		
									238 A Kent St.	0	0		
									291 H Canisius	0	2		
									293 A Green Bay	3	0		
									295 A Miami (OH)	1	0		
									317 H Youngstown St.	0	1		
									325 H Detroit Mercy	1	0		
LAST 10 GAMES													
						147 A UIC	0	3	317 H Youngstown St.	0	1		
						325 H Detroit Mercy	1	0	52 H Milwaukee	1	5		
						161 A IUPUI	0	1	293 A Green Bay	3	0		
						142 A Northern Ky.	3	0	291 H Canisius	0	2		
						237 H Oakland	2	2	230 H Niagara	0	0		

Non-Div. I Games:

Cleveland St.

Average RPI Win: 233		WON-LOST RECORD	WINNING PCT. RANK		LAST 10 GAMES	STRENGTH OF SCHEDULE		OPP. STRENGTH OF SCHEDULE		TEAM RPI	ADJ RPI		CONF. RPI	ADJ CONF. RPI	
Average RPI Loss: 178															
DIV. I ONLY		7-11-0	.38889	236	4-6-0	198		249		249	.45469	246	18	18	
DIV. I NON-CONF.		3-5-0	.375	218	0	136		295		213	.46819	211	17	16	
TOTALS		RPI 1-25		RPI 26-50		W-L RECORDS		RPI 51-100		RPI 101-150		RPI 150+			
7-11-0		0-0-0		0-0-0		OVERALL		1-1-0		0-3-0		6-7-0			
5-3-0		0-0-0		0-0-0		HOME		1-0-0		0-1-0		4-2-0			
2-8-0		0-0-0		0-0-0		AWAY		0-1-0		0-2-0		2-5-0			
0-0-0		0-0-0		0-0-0		NEUTRAL		0-0-0		0-0-0		0-0-0			
3-5-0		0-0-0		0-0-0		NON-CONFERENCE		0-1-0		0-1-0		3-3-0			
2-1-0		0-0-0		0-0-0		HOME		0-0-0		0-1-0		2-0-0			
1-4-0		0-0-0		0-0-		AWAY		0-1-0		0-0-0		1-3-0			
0-0-0		0-0-0		0-0-0		NEUTRAL		0-0-0		0-0-0		0-0-0			
4-6-0		0-0-0		0-0-0		CONFERENCE		1-0-0		0-2-0		3-4-0			
3-2-0		0-0-0		0-0-0		HOME		1-0-0		0-0-0		2-2-0			
1-4-0		0-0-0		0-0-0		AWAY		0-0-0		0-2-0		1-2-0			
0-0-0		0-0-0		0-0-0		NEUTRAL		0-0-0		0-0-0		0-0-0			
RPI	S	Opponent	Score	RPI	S	Opponent	Score	RPI	S	Opponent	Score	RPI	S	Opponent	Score
								56	H	Ball St.	1 0	147	H	UIC	0 1
								85	A	Purdue	0 4	149	A	Western Mich.	0 1
												150	A	Central Mich.	0 3
												159	A	Sacramento St.	0 2
												161	A	IUPUI	0 1
												184	H	Wright St.	4 1
												190	H	Buffalo	0 2
												193	A	Ohio	0 4
												234	H	Akron	0 2
												237	H	Oakland	4 3
												238	A	Kent St.	0 3
												255	A	UC Davis	1 3
												263	H	Eastern Mich.	6 1
												273	A	Northern Ill.	1 0
												295	H	Miami (OH)	1 0
												325	A	Detroit Mercy	4 0
LAST 10 GAMES															
						273	A	Northern Ill.	1 0	263	H	Eastern Mich.	6 1		
						149	A	Western Mich.	0 1	238	A	Kent St.	0 3		
						295	H	Miami (OH)	1 0	193	A	Ohio	0 4		
						56	H	Ball St.	1 0	234	H	Akron	0 2		
						150	A	Central Mich.	0 3	190	H	Buffalo	0 2		

Non-Div. I Games:

Toledo

Average RPI Win: 279		WON-LOST	WINNING	LAST 10	STRENGTH OF		OPP. STRENGTH	TEAM	ADJ		CONF.	ADJ CONF.	
Average RPI Loss: 183		RECORD	PCT. RANK	GAMES	SCHEDULE		OF SCHEDULE	RPI	RPI		RPI	RPI	
DIV. I ONLY		6-5-4	.53333	152	4-3-3		304	259	244	.45465	247	21	21
DIV. I NON-CONF.		4-3-1	.5625	135	2-1-0		325	255	273	.4275	274	23	23
TOTALS		RPI 1-25	RPI 26-50		W-L RECORDS		RPI 51-100		RPI 101-150		RPI 150+		
6-5-4		0-0-0	0-1-0		OVERALL		0-1-1		0-0-0		6-3-3		
2-2-2		0-0-0	0-0-0		HOME		0-1-0		0-0-0		2-1-2		
4-3-2		0-0-0	0-1-0		AWAY		0-0-1		0-0-0		4-2-1		
0-0-0		0-0-0	0-0-0		NEUTRAL		0-0-0		0-0-0		0-0-0		
4-3-1		0-0-0	0-1-0		NON-CONFERENCE		0-1-0		0-0-0		4-1-1		
1-1-0		0-0-0	0-0-0		HOME		0-1-0		0-0-0		1-0-0		
3-2-1		0-0-0	0-0-		AWAY		0-0-0		0-0-0		3-1-1		
0-0-0		0-0-0	0-0-0		NEUTRAL		0-0-0		0-0-0		0-0-0		
2-2-3		0-0-0	0-0-0		CONFERENCE		0-0-1		0-0-0		2-2-2		
1-1-2		0-0-0	0-0-0		HOME		0-0-0		0-0-0		1-1-2		
1-1-1		0-0-0	0-0-0		AWAY		0-0-1		0-0-0		1-1-0		
0-0-0		0-0-0	0-0-0		NEUTRAL		0-0-0		0-0-0		0-0-0		
RPI S	Opponent	Score	RPI S	Opponent	Score	RPI S	Opponent	Score	RPI S	Opponent	Score		
			35 A	Georgetown	1 4	80 H	Delaware	0 2	182 H	Army West Point	0 0		
						92 A	Navy	1 1	207 A	Hartford	0 0		
									211 H	Lehigh	2 0		
									231 A	Colgate	2 1		
									235 H	Bucknell	1 2		
									249 H	Marist	2 1		
									256 A	Loyola Maryland	1 2		
									288 H	American	1 1		
									309 A	Seton Hall	0 1		
									312 A	Saint Peter's	6 0		
									333 A	St. Francis Brooklyn	1 0		
									335 A	Delaware St.	3 0		
LAST 10 GAMES													
			182 H	Army West Point	0 0	211 H	Lehigh	2 0					
			256 A	Loyola Maryland	1 2	235 H	Bucknell	1 2					
			288 H	American	1 1	249 H	Marist	2 1					
			231 A	Colgate	2 1	312 A	Saint Peter's	6 0					
			92 A	Navy	1 1	35 A	Georgetown	1 4					

Non-Div. I Games:

Lafayette

Average RPI Win:	281	WON-LOST	WINNING	LAST 10	STRENGTH OF	OPP. STRENGTH	TEAM	ADJ	CONF.	ADJ CONF.	
Average RPI Loss:	187	RECORD	PCT. RANK	GAMES	SCHEDULE	OF SCHEDULE	RPI	RPI	RPI	RPI	
DIV. I ONLY	6-8-2	.4375	214	4-4-2	208	322	246	.45428	248	29	29
DIV. I NON-CONF.	2-4-0	.33333	246	0	91	306	202	.47237	206	29	29
<hr/>											
TOTALS	RPI 1-25	RPI 26-50		W-L RECORDS		RPI 51-100		RPI 101-150		RPI 150+	
6-8-2	0-0-0	0-0-0		OVERALL		0-2-0		0-2-0		6-4-2	
4-4-2	0-0-0	0-0-0		HOME		0-1-0		0-2-0		4-1-2	
2-4-0	0-0-0	0-0-0		AWAY		0-1-0		0-0-0		2-3-0	
0-0-0	0-0-0	0-0-0		NEUTRAL		0-0-0		0-0-0		0-0-0	
<hr/>											
2-4-0	0-0-0	0-0-0		NON-CONFERENCE		0-2-0		0-1-0		2-1-0	
2-3-0	0-0-0	0-0-0		HOME		0-1-0		0-1-0		2-1-0	
0-1-0	0-0-0	0-0-		AWAY		0-1-0		0-0-0		0-0-0	
0-0-0	0-0-0	0-0-0		NEUTRAL		0-0-0		0-0-0		0-0-0	
<hr/>											
4-4-2	0-0-0	0-0-0		CONFERENCE		0-0-0		0-1-0		4-3-2	
2-1-2	0-0-0	0-0-0		HOME		0-0-0		0-1-0		2-0-2	
2-3-0	0-0-0	0-0-0		AWAY		0-0-0		0-0-0		2-3-0	
0-0-0	0-0-0	0-0-0		NEUTRAL		0-0-0		0-0-0		0-0-0	
<hr/>											
RPI S	Opponent	Score	RPI S	Opponent	Score	RPI S	Opponent	Score	RPI S	Opponent	Score
						78 H	Charlotte	0 2	110 H	VCU	1 5
						94 A	Old Dominion	1 2	125 H	Campbell	1 2
									171 H	High Point	0 0
									178 H	Radford	1 0
									214 H	Howard	2 0
									240 A	Gardner-Webb	0 1
									254 A	Winthrop	0 1
									272 H	Charleston So.	0 0
									288 H	American	0 1
									307 A	Presbyterian	1 2
									313 A	UNC Asheville	2 1
									323 H	UMBC	2 1
									329 A	Hampton	4 0
									330 H	USC Upstate	3 0
						<hr/>					
			LAST 10 GAMES								
			240 A Gardner-Webb			0 1	254 A Winthrop			0 1	
			171 H High Point			0 0	178 H Radford			1 0	
			313 A UNC Asheville			2 1	272 H Charleston So.			0 0	
			125 H Campbell			1 2	329 A Hampton			4 0	
			330 H USC Upstate			3 0	307 A Presbyterian			1 2	

Non-Div. I Games:

Longwood

Average RPI Win: 270		WON-LOST RECORD		WINNING PCT. RANK		LAST 10 GAMES		STRENGTH OF SCHEDULE		OPP. STRENGTH OF SCHEDULE		TEAM RPI		ADJ RPI		CONF. RPI		ADJ CONF. RPI	
DIV. I ONLY		8-8-1		.5 168		5-4-1		281		285		248		.45345 249		25		25	
DIV. I NON-CONF.		3-5-0		.375 218		0-1-0		306		297		306		.39055 304		28		28	
TOTALS		RPI 1-25		RPI 26-50		W-L RECORDS		RPI 51-100		RPI 101-150		RPI 150+							
8-8-1		0-0-0		0-0-0		OVERALL		0-1-0		0-1-0		8-6-1							
4-2-1		0-0-0		0-0-0		HOME		0-0-0		0-0-0		4-2-1							
4-6-0		0-0-0		0-0-0		AWAY		0-1-0		0-1-0		4-4-0							
0-0-0		0-0-0		0-0-0		NEUTRAL		0-0-0		0-0-0		0-0-0							
3-5-0		0-0-0		0-0-0		NON-CONFERENCE		0-0-0		0-0-0		3-5-0							
1-1-0		0-0-0		0-0-0		HOME		0-0-0		0-0-0		1-1-0							
2-4-0		0-0-0		0-0-		AWAY		0-0-0		0-0-0		2-4-0							
0-0-0		0-0-0		0-0-0		NEUTRAL		0-0-0		0-0-0		0-0-0							
5-3-1		0-0-0		0-0-0		CONFERENCE		0-1-0		0-1-0		5-1-1							
3-1-1		0-0-0		0-0-0		HOME		0-0-0		0-0-0		3-1-1							
2-2-0		0-0-0		0-0-0		AWAY		0-1-0		0-1-0		2-0-0							
0-0-0		0-0-0		0-0-0		NEUTRAL		0-0-0		0-0-0		0-0-0							
RPI S	Opponent	Score		RPI S	Opponent	Score		RPI S	Opponent	Score		RPI S	Opponent	Score					
								62 A	Monmouth	0 3		116 A	Fairfield	0 2					
												157 H	Quinnipiac	1 0					
												182 A	Army West Point	0 1					
												185 A	New Hampshire	0 5					
												196 H	Rider	0 1					
												230 H	Niagara	3 0					
												243 A	Drexel	1 3					
												247 A	Lafayette	1 2					
												256 H	Loyola Maryland	2 1					
												271 H	Maine	1 2					
												275 A	Siena	1 0					
												283 A	Towson	3 0					
												297 H	Iona	1 1					
												311 H	Manhattan	2 1					
												312 A	Saint Peter's	2 0					
												335 A	Delaware St.	5 0					
LAST 10 GAMES																			
				311 H	Manhattan	2 1		196 H	Rider	0 1									
				312 A	Saint Peter's	2 0		157 H	Quinnipiac	1 0									
				116 A	Fairfield	0 2		62 A	Monmouth	0 3									
				275 A	Siena	1 0		297 H	Iona	1 1									
				230 H	Niagara	3 0		182 A	Army West Point	0 1									

Non-Div. I Games:

Marist

Average RPI Win: 184		WON-LOST	WINNING	LAST 10	STRENGTH OF		OPP. STRENGTH	TEAM	ADJ		CONF.	ADJ CONF.
Average RPI Loss: 82		RECORD	PCT. RANK	GAMES	SCHEDULE		OF SCHEDULE	RPI	RPI		RPI	RPI
DIV. I ONLY		3-11-2	.25 294	1-7-2	157		31	251	.45306 250		2	2
DIV. I NON-CONF.		2-4-1	.35714 233	0-0-1	293		139	290	.41294 286		2	2
TOTALS		RPI 1-25	RPI 26-50		W-L RECORDS		RPI 51-100		RPI 101-150		RPI 150+	
3-11-2		0-3-0	1-3-0		OVERALL		0-1-0		0-2-0		2-2-2	
3-3-1		0-2-0	1-0-0		HOME		0-0-0		0-1-0		2-0-1	
0-8-1		0-1-0	0-3-0		AWAY		0-1-0		0-1-0		0-2-1	
0-0-0		0-0-0	0-0-0		NEUTRAL		0-0-0		0-0-0		0-0-0	
2-4-1		0-0-0	0-0-0		NON-CONFERENCE		0-1-0		0-1-0		2-2-1	
2-0-1		0-0-0	0-0-0		HOME		0-0-0		0-0-0		2-0-1	
0-4-0		0-0-0	0-0-		AWAY		0-1-0		0-1-0		0-2-0	
0-0-0		0-0-0	0-0-0		NEUTRAL		0-0-0		0-0-0		0-0-0	
1-7-1		0-3-0	1-3-0		CONFERENCE		0-0-0		0-1-0		0-0-1	
1-3-0		0-2-0	1-0-0		HOME		0-0-0		0-1-0		0-0-0	
0-4-1		0-1-0	0-3-0		AWAY		0-0-0		0-0-0		0-0-1	
0-0-0		0-0-0	0-0-0		NEUTRAL		0-0-0		0-0-0		0-0-0	
RPI S	Opponent	Score	RPI S	Opponent	Score	RPI S	Opponent	Score	RPI S	Opponent	Score	
4	H Florida St.	0 1	29	A Clemson	1 4	81	A Auburn	0 2	106	A Dartmouth	0 2	
14	A Duke	1 4	31	A NC State	2 3				113	H Miami (FL)	1 2	
18	H Louisville	0 3	37	A Notre Dame	0 3				165	A Pittsburgh	1 1	
			47	H Wake Forest	2 1				200	H Fordham	0 0	
									229	A St. John's (NY)	0 1	
									231	H Colgate	1 0	
									238	A Kent St.	0 1	
									275	H Siena	3 0	
LAST 10 GAMES												
	14 A Duke	1 4		37 A Notre Dame	0 3							
	31 A NC State	2 3		4 H Florida St.	0 1							
	29 A Clemson	1 4		18 H Louisville	0 3							
	113 H Miami (FL)	1 2		165 A Pittsburgh	1 1							
	47 H Wake Forest	2 1		200 H Fordham	0 0							

Non-Div. I Games:

Syracuse

Average RPI Win:	288	WON-LOST RECORD	WINNING PCT. RANK	LAST 10 GAMES	STRENGTH OF SCHEDULE	OPP. STRENGTH OF SCHEDULE	TEAM RPI	ADJ RPI	CONF. RPI	ADJ CONF. RPI	
Average RPI Loss:	194										
DIV. I ONLY	9-6-2	.58824	115	6-3-1	325	297	250	.45196	251	30	30
DIV. I NON-CONF.	3-4-1	.4375	197	0-1-0	254	231	253	.44469	252	30	30
<hr/>											
TOTALS	RPI 1-25	RPI 26-50		W-L RECORDS	RPI 51-100		RPI 101-150		RPI 150+		
9-6-2	0-0-0	0-0-0		OVERALL	0-0-0		0-1-0		9-5-2		
5-2-0	0-0-0	0-0-0		HOME	0-0-0		0-1-0		5-1-0		
4-4-2	0-0-0	0-0-0		AWAY	0-0-0		0-0-0		4-4-2		
0-0-0	0-0-0	0-0-0		NEUTRAL	0-0-0		0-0-0		0-0-0		
<hr/>											
3-4-1	0-0-0	0-0-0		NON-CONFERENCE	0-0-0		0-1-0		3-3-1		
2-1-0	0-0-0	0-0-0		HOME	0-0-0		0-1-0		2-0-0		
1-3-1	0-0-0	0-0-		AWAY	0-0-0		0-0-0		1-3-1		
0-0-0	0-0-0	0-0-0		NEUTRAL	0-0-0		0-0-0		0-0-0		
<hr/>											
6-2-1	0-0-0	0-0-0		CONFERENCE	0-0-0		0-0-0		6-2-1		
3-1-0	0-0-0	0-0-0		HOME	0-0-0		0-0-0		3-1-0		
3-1-1	0-0-0	0-0-0		AWAY	0-0-0		0-0-0		3-1-1		
0-0-0	0-0-0	0-0-0		NEUTRAL	0-0-0		0-0-0		0-0-0		
<hr/>											
RPI S	Opponent	Score	RPI S	Opponent	Score	RPI S	Opponent	Score	RPI S	Opponent	Score
						106 H Dartmouth 0 4					
						180 H Fairleigh Dickinson 0 3					
						185 A New Hampshire 0 3					
						195 A Bryant 0 3					
						198 A Holy Cross 0 0					
						207 A Hartford 3 2					
						227 H Temple 3 1					
						233 A Rhode Island 0 2					
						265 A Vermont 0 1					
						274 A Robert Morris 1 0					
						280 A Saint Francis (PA) 3 2					
						306 A Wagner 2 2					
						310 H LIU Brooklyn 2 0					
						312 H Saint Peter's 1 0					
						324 H Mt. St. Mary's 3 0					
						328 A Merrimack 2 1					
						333 H St. Francis Brooklyn 1 0					
						<hr/>					
			LAST 10 GAMES								
			195 A Bryant 0 3			180 H Fairleigh Dickinson 0 3					
			310 H LIU Brooklyn 2 0			333 H St. Francis Brooklyn 1 0					
			324 H Mt. St. Mary's 3 0			306 A Wagner 2 2					
			280 A Saint Francis (PA) 3 2			106 H Dartmouth 0 4					
			274 A Robert Morris 1 0			328 A Merrimack 2 1					

Non-Div. I Games:

Sacred Heart

Average RPI Win:		224	WON-LOST RECORD		WINNING PCT. RANK		LAST 10 GAMES		STRENGTH OF SCHEDULE		OPP. STRENGTH OF SCHEDULE		TEAM RPI		ADJ RPI		CONF. RPI		ADJ CONF. RPI	
DIV. I ONLY			3-11-3		.26471	288	1-7-2		112		186		252		.45163	252	13		13	
DIV. I NON-CONF.			2-4-1		.35714	233	0		162		222		224		.46197	224	13		13	
TOTALS		RPI 1-25		RPI 26-50		W-L RECORDS		RPI 51-100		RPI 101-150		RPI 150+								
3-11-3		0-0-0		0-0-1		OVERALL		0-2-0		0-3-2		3-6-0								
2-4-3		0-0-0		0-0-1		HOME		0-1-0		0-2-2		2-1-0								
1-7-0		0-0-0		0-0-0		AWAY		0-1-0		0-1-0		1-5-0								
0-0-0		0-0-0		0-0-0		NEUTRAL		0-0-0		0-0-0		0-0-0								
2-4-1		0-0-0		0-0-0		NON-CONFERENCE		0-1-0		0-1-1		2-2-0								
2-1-1		0-0-0		0-0-0		HOME		0-0-0		0-0-1		2-1-0								
0-3-0		0-0-0		0-0-		AWAY		0-1-0		0-1-0		0-1-0								
0-0-0		0-0-0		0-0-0		NEUTRAL		0-0-0		0-0-0		0-0-0								
1-7-2		0-0-0		0-0-1		CONFERENCE		0-1-0		0-2-1		1-4-0								
0-3-2		0-0-0		0-0-1		HOME		0-1-0		0-2-1		0-0-0								
1-4-0		0-0-0		0-0-0		AWAY		0-0-0		0-0-0		1-4-0								
0-0-0		0-0-0		0-0-0		NEUTRAL		0-0-0		0-0-0		0-0-0								
RPI	S	Opponent		Score		RPI	S	Opponent		Score		RPI	S	Opponent		Score				
						45	H	Saint Louis		0 0		71	H	La Salle		0 2				
												94	A	Old Dominion		1 3				
												103	A	Maryland		0 3				
												104	H	Massachusetts		2 4				
												108	H	UCF		2 2				
												110	H	VCU		1 5				
												114	H	George Washington		2 2				
												169	H	Kentucky		2 4				
												174	A	Dayton		0 2				
												187	A	Davidson		1 0				
												188	A	James Madison		2 3				
												200	A	Fordham		1 2				
												202	H	Binghamton		2 0				
												219	A	Duquesne		1 2				
												277	A	St. Bonaventure		0 1				
												283	H	Towson		1 0				
LAST 10 GAMES																				
277 A St. Bonaventure						0	1	219 A Duquesne						1	2					
114 H George Washington						2	2	200 A Fordham						1	2					
45 H Saint Louis						0	0	110 H VCU						1	5					
71 H La Salle						0	2	104 H Massachusetts						2	4					
187 A Davidson						1	0	174 A Dayton						0	2					

Non-Div. I Games:

George Mason

Average RPI Win:	292	WON-LOST	WINNING	LAST 10	STRENGTH OF	OPP. STRENGTH	TEAM	ADJ	CONF.	ADJ CONF.	
Average RPI Loss:	151	RECORD	PCT. RANK	GAMES	SCHEDULE	OF SCHEDULE	RPI	RPI	RPI	RPI	
DIV. I ONLY	5-10-3	.36111	246	3-6-1	194	221	253	.45145	253	15	15
DIV. I NON-CONF.	3-4-1	.4375	197	1-0-0	245	235	246	.45037	241	19	19
<hr/>											
TOTALS	RPI 1-25	RPI 26-50		W-L RECORDS	RPI 51-100		RPI 101-150		RPI 150+		
5-10-3	0-0-0	0-1-0		OVERALL	0-2-0		0-1-2		5-6-1		
5-0-3	0-0-0	0-0-0		HOME	0-0-0		0-0-2		5-0-1		
0-10-0	0-0-0	0-1-0		AWAY	0-2-0		0-1-0		0-6-0		
0-0-0	0-0-0	0-0-0		NEUTRAL	0-0-0		0-0-0		0-0-0		
<hr/>											
3-4-1	0-0-0	0-1-0		NON-CONFERENCE	0-1-0		0-0-0		3-2-1		
3-0-1	0-0-0	0-0-0		HOME	0-0-0		0-0-0		3-0-1		
0-4-0	0-0-0	0-0-		AWAY	0-1-0		0-0-0		0-2-0		
0-0-0	0-0-0	0-0-0		NEUTRAL	0-0-0		0-0-0		0-0-0		
<hr/>											
2-6-2	0-0-0	0-0-0		CONFERENCE	0-1-0		0-1-2		2-4-0		
2-0-2	0-0-0	0-0-0		HOME	0-0-0		0-0-2		2-0-0		
0-6-0	0-0-0	0-0-0		AWAY	0-1-0		0-1-0		0-4-0		
0-0-0	0-0-0	0-0-0		NEUTRAL	0-0-0		0-0-0		0-0-0		
<hr/>											
RPI S	Opponent	Score	RPI S	Opponent	Score	RPI S	Opponent	Score	RPI S	Opponent	Score
			47 A	Wake Forest	0 2	78 A	Charlotte	2 3	118 H	Arkansas St.	0 0
						88 A	South Alabama	0 1	128 H	Troy	1 1
									135 A	Georgia St.	1 2
									166 A	Texas St.	0 2
									168 A	Coastal Caro.	0 1
									178 A	Radford	0 3
									215 A	Tennessee Tech	1 2
									216 A	Little Rock	1 2
									218 A	Louisiana	0 1
									219 H	Duquesne	1 1
									259 H	Ga. Southern	2 1
									268 H	Wofford	3 0
									303 H	La.-Monroe	3 0
									313 H	UNC Asheville	6 0
									315 H	FIU	2 1
<hr/>											
			LAST 10 GAMES								
			135 A	Georgia St.	1 2	166 A	Texas St.	0 2			
			88 A	South Alabama	0 1	218 A	Louisiana	0 1			
			118 H	Arkansas St.	0 0	259 H	Ga. Southern	2 1			
			303 H	La.-Monroe	3 0	168 A	Coastal Caro.	0 1			
			216 A	Little Rock	1 2	268 H	Wofford	3 0			

Non-Div. I Games:

Appalachian St.

Average RPI Win:	305	WON-LOST	WINNING	LAST 10	STRENGTH OF	OPP. STRENGTH	TEAM	ADJ	CONF.	ADJ CONF.				
Average RPI Loss:	209	RECORD	PCT. RANK	GAMES	SCHEDULE	OF SCHEDULE	RPI	RPI	RPI	RPI				
DIV. I ONLY	8-6-1	.56667	132	6-3-1	316	323	254	.44821	254	29	29			
DIV. I NON-CONF.	2-3-0	.4	212	0	317	323	312	.38252	311	29	29			
<hr/>														
TOTALS	RPI 1-25	RPI 26-50		W-L RECORDS		RPI 51-100		RPI 101-150		RPI 150+				
8-6-1	0-0-0	0-0-0		OVERALL		0-0-0		0-0-1		8-6-0				
5-3-1	0-0-0	0-0-0		HOME		0-0-0		0-0-1		5-3-0				
3-3-0	0-0-0	0-0-0		AWAY		0-0-0		0-0-0		3-3-0				
0-0-0	0-0-0	0-0-0		NEUTRAL		0-0-0		0-0-0		0-0-0				
<hr/>														
2-3-0	0-0-0	0-0-0		NON-CONFERENCE		0-0-0		0-0-0		2-3-0				
1-3-0	0-0-0	0-0-0		HOME		0-0-0		0-0-0		1-3-0				
1-0-0	0-0-0	0-0-		AWAY		0-0-0		0-0-0		1-0-0				
0-0-0	0-0-0	0-0-0		NEUTRAL		0-0-0		0-0-0		0-0-0				
<hr/>														
6-3-1	0-0-0	0-0-0		CONFERENCE		0-0-0		0-0-1		6-3-0				
4-0-1	0-0-0	0-0-0		HOME		0-0-0		0-0-1		4-0-0				
2-3-0	0-0-0	0-0-0		AWAY		0-0-0		0-0-0		2-3-0				
0-0-0	0-0-0	0-0-0		NEUTRAL		0-0-0		0-0-0		0-0-0				
<hr/>														
RPI S	Opponent	Score	RPI S	Opponent	Score	RPI S	Opponent	Score	RPI S	Opponent	Score			
									125	H Campbell	1	1		
									171	A High Point	0	3		
									178	A Radford	0	1		
									187	H Davidson	0	2		
									209	H Col. of Charleston	1	4		
									240	A Gardner-Webb	1	3		
									248	H Longwood	1	0		
									268	H Wofford	2	3		
									272	A Charleston So.	4	1		
									301	H ETSU	1	0		
									307	H Presbyterian	2	0		
									313	H UNC Asheville	2	0		
									329	A Hampton	4	1		
									330	H USC Upstate	3	0		
									336	A South Carolina St.	5	1		
						<hr/>								
			LAST 10 GAMES											
			330 H USC Upstate			3			0					
			313 H UNC Asheville			2			0					
			171 A High Point			0			3					
			329 A Hampton			4			1					
			307 H Presbyterian			2			0					
			248 H Longwood			1			0					
			272 A Charleston So.			4			1					
			125 H Campbell			1			1					
			240 A Gardner-Webb			1			3					
			178 A Radford			0			1					

Non-Div. I Games:

Winthrop

Average RPI Win: 242		WON-LOST	WINNING	LAST 10	STRENGTH OF	OPP. STRENGTH	TEAM	ADJ	CONF.	ADJ CONF.							
Average RPI Loss: 160		RECORD	PCT. RANK	GAMES	SCHEDULE	OF SCHEDULE	RPI	RPI	RPI	RPI							
DIV. I ONLY		7-10-0	.41176	224	3-7-0	258	197	255	.44702	255	17	17					
DIV. I NON-CONF.		5-5-0	.5	159	1-2-0	219	216	194	.47767	196	14	14					
<hr/>																	
TOTALS		RPI 1-25		RPI 26-50		W-L RECORDS		RPI 51-100		RPI 101-150		RPI 150+					
7-10-0		0-0-0		0-2-0		OVERALL		0-1-0		0-2-0		7-5-0					
3-4-0		0-0-0		0-0-0		HOME		0-0-0		0-1-0		3-3-0					
4-6-0		0-0-0		0-2-0		AWAY		0-1-0		0-1-0		4-2-0					
0-0-0		0-0-0		0-0-0		NEUTRAL		0-0-0		0-0-0		0-0-0					
5-5-0		0-0-0		0-2-0		NON-CONFERENCE		0-1-0		0-0-0		5-2-0					
2-2-0		0-0-0		0-0-0		HOME		0-0-0		0-0-0		2-2-0					
3-3-0		0-0-0		0-0-		AWAY		0-1-0		0-0-0		3-0-0					
0-0-0		0-0-0		0-0-0		NEUTRAL		0-0-0		0-0-0		0-0-0					
2-5-0		0-0-0		0-0-0		CONFERENCE		0-0-0		0-2-0		2-3-0					
1-2-0		0-0-0		0-0-0		HOME		0-0-0		0-1-0		1-1-0					
1-3-0		0-0-0		0-0-0		AWAY		0-0-0		0-1-0		1-2-0					
0-0-0		0-0-0		0-0-0		NEUTRAL		0-0-0		0-0-0		0-0-0					
RPI	S	Opponent		Score		RPI	S	Opponent		Score		RPI	S	Opponent		Score	
43	A	Oregon St.		0	3	58	A	San Francisco		2	3	130	H	UC Santa Barbara		1	2
48	A	Tennessee		0	1							138	A	Cal St. Fullerton		0	4
												159	H	Sacramento St.		3	1
												170	H	CSUN		2	1
												192	A	UC Irvine		1	2
												210	H	Saint Mary's (CA)		0	1
												221	H	Cal Poly		0	1
												244	A	Long Beach St.		2	1
												246	H	Toledo		3	1
												262	A	UC Riverside		0	2
												266	A	Nevada		1	0
												293	H	Green Bay		0	1
												302	A	Pacific		3	0
												305	A	Portland St.		2	0
<hr/>																	
LAST 10 GAMES																	
170	H	CSUN		2	1	192	A	UC Irvine		1	2						
262	A	UC Riverside		0	2	138	A	Cal St. Fullerton		0	4						
244	A	Long Beach St.		2	1	58	A	San Francisco		2	3						
221	H	Cal Poly		0	1	210	H	Saint Mary's (CA)		0	1						
130	H	UC Santa Barbara		1	2	266	A	Nevada		1	0						

Non-Div. I Games:

UC Davis

Average RPI Win:	285	WON-LOST RECORD	WINNING PCT. RANK	LAST 10 GAMES	STRENGTH OF SCHEDULE	OPP. STRENGTH OF SCHEDULE	TEAM RPI	ADJ RPI	CONF. RPI	ADJ CONF. RPI	
DIV. I ONLY		6-7-3	.46875 189	4-3-3	302	203	256	.44607 256	21	21	
DIV. I NON-CONF.		3-5-0	.375 218	1-1-0	298	182	291	.41123 290	23	23	
<hr/>											
TOTALS	RPI 1-25	RPI 26-50		W-L RECORDS	RPI 51-100		RPI 101-150		RPI 150+		
6-7-3	0-0-0	0-1-0		OVERALL	0-1-0		0-1-0		6-4-3		
4-3-1	0-0-0	0-1-0		HOME	0-0-0		0-0-0		4-2-1		
2-4-2	0-0-0	0-0-0		AWAY	0-1-0		0-1-0		2-2-2		
0-0-0	0-0-0	0-0-0		NEUTRAL	0-0-0		0-0-0		0-0-0		
<hr/>											
3-5-0	0-0-0	0-1-0		NON-CONFERENCE	0-1-0		0-1-0		3-2-0		
2-2-0	0-0-0	0-1-0		HOME	0-0-0		0-0-0		2-1-0		
1-3-0	0-0-0	0-0-		AWAY	0-1-0		0-1-0		1-1-0		
0-0-0	0-0-0	0-0-0		NEUTRAL	0-0-0		0-0-0		0-0-0		
<hr/>											
3-2-3	0-0-0	0-0-0		CONFERENCE	0-0-0		0-0-0		3-2-3		
2-1-1	0-0-0	0-0-0		HOME	0-0-0		0-0-0		2-1-1		
1-1-2	0-0-0	0-0-0		AWAY	0-0-0		0-0-0		1-1-2		
0-0-0	0-0-0	0-0-0		NEUTRAL	0-0-0		0-0-0		0-0-0		
<hr/>											
RPI S	Opponent	Score	RPI S	Opponent	Score	RPI S	Opponent	Score	RPI S	Opponent	Score
			39 H	Yale	1 3	91 A	Penn	0 4	110 A	VCU	0 4
									157 H	Quinnipiac	1 3
									182 A	Army West Point	0 1
									198 H	Holy Cross	1 1
									211 A	Lehigh	1 0
									220 A	Boston U.	0 0
									231 H	Colgate	0 1
									235 A	Bucknell	0 0
									247 H	Lafayette	2 1
									249 A	Marist	1 2
									288 H	American	3 1
									309 H	Seton Hall	2 1
									322 H	VMI	2 0
									335 A	Delaware St.	2 1
<hr/>											
LAST 10 GAMES											
			231 H	Colgate	0 1	288 H	American	3 1			
			235 A	Bucknell	0 0	198 H	Holy Cross	1 1			
			247 H	Lafayette	2 1	335 A	Delaware St.	2 1			
			182 A	Army West Point	0 1	211 A	Lehigh	1 0			
			220 A	Boston U.	0 0	91 A	Penn	0 4			

Non-Div. I Games:

Loyola Maryland

Average RPI Win:	291	WON-LOST RECORD	WINNING PCT. RANK	LAST 10 GAMES	STRENGTH OF SCHEDULE	OPP. STRENGTH OF SCHEDULE	TEAM RPI	ADJ RPI	CONF. RPI	ADJ CONF. RPI			
Average RPI Loss:	142												
DIV. I ONLY		6-10-4	.4	232	4-3-3	253	228	257	.44459	257	28	28	
DIV. I NON-CONF.		2-8-1	.22727	288	0-1-0	163	161	267	.4337	265	26	26	
<hr/>													
TOTALS	RPI 1-25	RPI 26-50		W-L RECORDS		RPI 51-100		RPI 101-150		RPI 150+			
6-10-4	0-0-0	0-2-0		OVERALL		0-2-0		0-1-0		6-5-4			
4-2-2	0-0-0	0-0-0		HOME		0-0-0		0-0-0		4-2-2			
2-8-2	0-0-0	0-2-0		AWAY		0-2-0		0-1-0		2-3-2			
0-0-0	0-0-0	0-0-0		NEUTRAL		0-0-0		0-0-0		0-0-0			
2-8-1	0-0-0	0-2-0		NON-CONFERENCE		0-2-0		0-1-0		2-3-1			
1-1-1	0-0-0	0-0-0		HOME		0-0-0		0-0-0		1-1-1			
1-7-0	0-0-0	0-0-		AWAY		0-2-0		0-1-0		1-2-0			
0-0-0	0-0-0	0-0-0		NEUTRAL		0-0-0		0-0-0		0-0-0			
4-2-3	0-0-0	0-0-0		CONFERENCE		0-0-0		0-0-0		4-2-3			
3-1-1	0-0-0	0-0-0		HOME		0-0-0		0-0-0		3-1-1			
1-1-2	0-0-0	0-0-0		AWAY		0-0-0		0-0-0		1-1-2			
0-0-0	0-0-0	0-0-0		NEUTRAL		0-0-0		0-0-0		0-0-0			
<hr/>													
RPI	S	Opponent	Score	RPI	S	Opponent	Score	RPI	S	Opponent	Score		
				36	A	Colorado	0 4	69	A	SMU	0 4		
				38	A	Iowa	0 4	87	A	Missouri	1 2		
										138	A	Cal St. Fullerton	0 5
										159	H	Sacramento St.	0 1
										175	A	Eastern Wash.	1 1
										192	A	UC Irvine	0 2
										197	H	Montana	1 1
										212	A	Wyoming	2 3
										224	H	South Dakota	0 1
										236	H	SIUE	1 1
										260	H	Austin Peay	3 0
										267	A	Northern Ariz.	0 2
										269	A	Grand Canyon	2 1
										285	H	Weber St.	1 0
										286	A	Idaho	1 1
										305	H	Portland St.	3 1
										308	A	Southern Utah	3 1
										320	H	Idaho St.	3 1
<hr/>													
LAST 10 GAMES													
				197	H	Montana	1 1	285	H	Weber St.	1 0		
				159	H	Sacramento St.	0 1	320	H	Idaho St.	3 1		
				305	H	Portland St.	3 1	286	A	Idaho	1 1		
				267	A	Northern Ariz.	0 2	175	A	Eastern Wash.	1 1		
				308	A	Southern Utah	3 1	224	H	South Dakota	0 1		

Non-Div. I Games:

Northern Colo.

Average RPI Win:		280	WON-LOST RECORD		WINNING PCT. RANK		LAST 10 GAMES		STRENGTH OF SCHEDULE		OPP. STRENGTH OF SCHEDULE		TEAM RPI		ADJ RPI		CONF. RPI		ADJ CONF. RPI		
DIV. I ONLY			5-11-1		.32353 269		4-6-0		189		215		259		.44358 258		26		26		
DIV. I NON-CONF.			1-5-1		.21429 294		0		67		138		209		.46983 208		24		24		
TOTALS		RPI 1-25		RPI 26-50		W-L RECORDS		RPI 51-100		RPI 101-150		RPI 150+									
5-11-1		0-2-0		0-0-0		OVERALL		0-0-0		0-5-0		5-4-1									
3-5-0		0-1-0		0-0-0		HOME		0-0-0		0-2-0		3-2-0									
2-6-1		0-1-0		0-0-0		AWAY		0-0-0		0-3-0		2-2-1									
0-0-0		0-0-0		0-0-0		NEUTRAL		0-0-0		0-0-0		0-0-0									
1-5-1		0-2-0		0-0-0		NON-CONFERENCE		0-0-0		0-3-0		1-0-1									
1-2-0		0-1-0		0-0-0		HOME		0-0-0		0-1-0		1-0-0									
0-3-1		0-1-0		0-0-		AWAY		0-0-0		0-2-0		0-0-1									
0-0-0		0-0-0		0-0-0		NEUTRAL		0-0-0		0-0-0		0-0-0									
4-6-0		0-0-0		0-0-0		CONFERENCE		0-0-0		0-2-0		4-4-0									
2-3-0		0-0-0		0-0-0		HOME		0-0-0		0-1-0		2-2-0									
2-3-0		0-0-0		0-0-0		AWAY		0-0-0		0-1-0		2-2-0									
0-0-0		0-0-0		0-0-0		NEUTRAL		0-0-0		0-0-0		0-0-0									
RPI	S	Opponent		Score		RPI	S	Opponent		Score		RPI	S	Opponent		Score					
16	A	Oklahoma St.		0	5							117	H	Missouri St.		2	3				
25	H	Memphis		0	2							118	A	Arkansas St.		1	3				
												119	H	Lamar University		2	3				
												120	A	Abilene Christian		1	4				
												133	A	Arizona St.		1	7				
												160	H	A&M-Corpus Christi		1	0				
												194	H	McNeese		1	2				
												216	A	Little Rock		2	2				
												239	A	Incarnate Word		0	2				
												242	A	Sam Houston St.		2	3				
												276	H	SFA		0	1				
												290	A	Southeastern La.		2	1				
												303	H	La.-Monroe		4	0				
												314	H	Houston Baptist		2	0				
												331	A	Nicholls St.		6	0				
LAST 10 GAMES																					
331 A Nicholls St.						6	0	120 A Abilene Christian						1	4						
290 A Southeastern La.						2	1	239 A Incarnate Word						0	2						
160 H A&M-Corpus Christi						1	0	119 H Lamar University						2	3						
314 H Houston Baptist						2	0	194 H McNeese						1	2						
276 H SFA						0	1	242 A Sam Houston St.						2	3						

Non-Div. I Games:

Central Ark.

[illegible]

Non-Div. I Games:

Ga. Southern

Average RPI Win:	292	WON-LOST	WINNING	LAST 10	STRENGTH OF	OPP. STRENGTH	TEAM	ADJ	CONF.	ADJ CONF.				
Average RPI Loss:	156	RECORD	PCT. RANK	GAMES	SCHEDULE	OF SCHEDULE	RPI	RPI	RPI	RPI				
DIV. I ONLY		4-9-4	.35294	250	3-5-2	233	216	260	.44013	260	27	27		
DIV. I NON-CONF.		1-4-2	.28571	264	0-0-1	169	123	244	.4505	240	25	25		
<hr/>														
TOTALS	RPI 1-25	RPI 26-50		W-L RECORDS		RPI 51-100		RPI 101-150		RPI 150+				
4-9-4	0-0-0	0-1-0		OVERALL		0-1-0		0-3-2		4-4-2				
2-3-2	0-0-0	0-0-0		HOME		0-1-0		0-1-0		2-1-2				
2-6-2	0-0-0	0-1-0		AWAY		0-0-0		0-2-2		2-3-0				
0-0-0	0-0-0	0-0-0		NEUTRAL		0-0-0		0-0-0		0-0-0				
<hr/>														
1-4-2	0-0-0	0-1-0		NON-CONFERENCE		0-1-0		0-1-2		1-1-0				
1-1-0	0-0-0	0-0-0		HOME		0-1-0		0-0-0		1-0-0				
0-3-2	0-0-0	0-0-		AWAY		0-0-0		0-1-2		0-1-0				
0-0-0	0-0-0	0-0-0		NEUTRAL		0-0-0		0-0-0		0-0-0				
<hr/>														
3-5-2	0-0-0	0-0-0		CONFERENCE		0-0-0		0-2-0		3-3-2				
1-2-2	0-0-0	0-0-0		HOME		0-0-0		0-1-0		1-1-2				
2-3-0	0-0-0	0-0-0		AWAY		0-0-0		0-1-0		2-2-0				
0-0-0	0-0-0	0-0-0		NEUTRAL		0-0-0		0-0-0		0-0-0				
<hr/>														
RPI S	Opponent	Score	RPI S	Opponent	Score	RPI S	Opponent	Score	RPI S	Opponent	Score			
			36 A	Colorado	0 2	72 H	Mercer	0 1	121 A	Murray St.	1 2			
									124 H	Southeast Mo. St.	1 2			
									131 A	Cincinnati	0 0			
									144 A	Chattanooga	1 1			
									145 A	Middle Tenn.	0 4			
									176 H	UT Martin	0 2			
									215 A	Tennessee Tech	1 2			
									236 H	SIUE	2 2			
									257 A	Northern Colo.	0 3			
									261 A	Belmont	0 1			
									270 A	Eastern Ky.	2 1			
									282 H	Evansville	1 0			
									292 H	Eastern Ill.	1 1			
									298 H	Morehead St.	3 0			
									316 A	Jacksonville St.	3 2			
<hr/>														
LAST 10 GAMES														
261 A Belmont						0	1	215 A Tennessee Tech					1	2
292 H Eastern Ill.						1	1	270 A Eastern Ky.					2	1
121 A Murray St.						1	2	176 H UT Martin					0	2
298 H Morehead St.						3	0	124 H Southeast Mo. St.					1	2
316 A Jacksonville St.						3	2	131 A Cincinnati					0	0

Non-Div. I Games:

Austin Peay

Average RPI Win: 273		WON-LOST	WINNING	LAST 10	STRENGTH OF		OPP. STRENGTH	TEAM	ADJ		CONF.	ADJ CONF.
Average RPI Loss: 178		RECORD	PCT. RANK	GAMES	SCHEDULE		OF SCHEDULE	RPI	RPI		RPI	RPI
DIV. I ONLY		5-8-4	.41176	224	4-4-2		275	235	261		27	27
DIV. I NON-CONF.		1-4-2	.28571	264	0		253	179	289		25	25
TOTALS		RPI 1-25	RPI 26-50		W-L RECORDS		RPI 51-100		RPI 101-150		RPI 150+	
5-8-4		0-0-0	0-0-0		OVERALL		0-0-1		0-4-0		5-4-3	
5-1-1		0-0-0	0-0-0		HOME		0-0-1		0-1-0		5-0-0	
0-7-3		0-0-0	0-0-0		AWAY		0-0-0		0-3-0		0-4-3	
0-0-0		0-0-0	0-0-0		NEUTRAL		0-0-0		0-0-0		0-0-0	
1-4-2		0-0-0	0-0-0		NON-CONFERENCE		0-0-1		0-2-0		1-2-1	
1-0-1		0-0-0	0-0-0		HOME		0-0-1		0-0-0		1-0-0	
0-4-1		0-0-0	0-0-		AWAY		0-0-0		0-2-0		0-2-1	
0-0-0		0-0-0	0-0-0		NEUTRAL		0-0-0		0-0-0		0-0-0	
4-4-2		0-0-0	0-0-0		CONFERENCE		0-0-0		0-2-0		4-2-2	
4-1-0		0-0-0	0-0-0		HOME		0-0-0		0-1-0		4-0-0	
0-3-2		0-0-0	0-0-0		AWAY		0-0-0		0-1-0		0-2-2	
0-0-0		0-0-0	0-0-0		NEUTRAL		0-0-0		0-0-0		0-0-0	
RPI S	Opponent	Score	RPI S	Opponent	Score	RPI S	Opponent	Score	RPI S	Opponent	Score	
						65 H	Georgia	0 0	112 A	Western Ky.	0 5	
									121 H	Murray St.	0 3	
									124 A	Southeast Mo. St.	1 2	
									136 A	Lipscomb	1 2	
									161 A	IUPUI	1 3	
									176 A	UT Martin	0 1	
									215 H	Tennessee Tech	1 0	
									236 A	SIUE	3 3	
									260 H	Austin Peay	1 0	
									270 A	Eastern Ky.	0 0	
									282 H	Evansville	4 2	
									289 A	Indiana St.	1 1	
									292 H	Eastern Ill.	1 0	
									294 A	Southern Ill.	0 1	
									298 A	Morehead St.	0 1	
									316 H	Jacksonville St.	4 1	
LAST 10 GAMES												
						260 H	Austin Peay	1 0	215 H	Tennessee Tech	1 0	
						121 H	Murray St.	0 3	292 H	Eastern Ill.	1 0	
						270 A	Eastern Ky.	0 0	298 A	Morehead St.	0 1	
						236 A	SIUE	3 3	176 A	UT Martin	0 1	
						316 H	Jacksonville St.	4 1	124 A	Southeast Mo. St.	1 2	

Non-Div. I Games:

Belmont

Average RPI Win:		254	WON-LOST RECORD		WINNING PCT. RANK		LAST 10 GAMES		STRENGTH OF SCHEDULE		OPP. STRENGTH OF SCHEDULE		TEAM RPI		ADJ RPI		CONF. RPI		ADJ CONF. RPI		
Average RPI Loss:		133																			
DIV. I ONLY			3-12-1		.21875 308		1-8-1		133		145		266		.43718 262		17		17		
DIV. I NON-CONF.			2-7-1		.25 279		0-3-1		90		137		210		.46935 209		14		14		
TOTALS		RPI 1-25		RPI 26-50		W-L RECORDS		RPI 51-100		RPI 101-150		RPI 150+									
3-12-1		0-1-0		0-2-0		OVERALL		0-1-0		0-2-1		3-6-0									
2-4-1		0-0-0		0-0-0		HOME		0-0-0		0-2-1		2-2-0									
0-8-0		0-1-0		0-2-0		AWAY		0-1-0		0-0-0		0-4-0									
1-0-0		0-0-0		0-0-0		NEUTRAL		0-0-0		0-0-0		1-0-0									
2-7-1		0-1-0		0-2-0		NON-CONFERENCE		0-1-0		0-0-1		2-3-0									
1-1-1		0-0-0		0-0-0		HOME		0-0-0		0-0-1		1-1-0									
0-6-0		0-1-0		0-0-		AWAY		0-1-0		0-0-0		0-2-0									
1-0-0		0-0-0		0-0-0		NEUTRAL		0-0-0		0-0-0		1-0-0									
1-5-0		0-0-0		0-0-0		CONFERENCE		0-0-0		0-2-0		1-3-0									
1-3-0		0-0-0		0-0-0		HOME		0-0-0		0-2-0		1-1-0									
0-2-0		0-0-0		0-0-0		AWAY		0-0-0		0-0-0		0-2-0									
0-0-0		0-0-0		0-0-0		NEUTRAL		0-0-0		0-0-0		0-0-0									
RPI	S	Opponent		Score		RPI	S	Opponent		Score		RPI	S	Opponent		Score					
24	A	Santa Clara		0 2		32	A	California		0 2		58	A	San Francisco		0 5					
						49	A	Pepperdine		0 3											
LAST 10 GAMES																					
244 A Long Beach St.						0 2		192 A UC Irvine						0 1							
255 H UC Davis						2 0		24 A Santa Clara						0 2							
140 H Hawaii						0 2		102 H Denver						1 1							
138 H Cal St. Fullerton						0 1		153 A Fresno St.						0 1							
170 H CSUN						1 3		32 A California						0 2							

Non-Div. I Games:

UC Riverside

Average RPI Win:	235	WON-LOST RECORD	WINNING PCT. RANK	LAST 10 GAMES	STRENGTH OF SCHEDULE	OPP. STRENGTH OF SCHEDULE	TEAM RPI	ADJ RPI	CONF. RPI	ADJ CONF. RPI		
DIV. I ONLY		5-11-2	.33333	260	4-6-0	229	194	263	.43712	263	18	18
DIV. I NON-CONF.		1-5-2	.25	279	0	210	205	281	.41999	281	17	16
<hr/>												
TOTALS	RPI 1-25	RPI 26-50		W-L RECORDS		RPI 51-100		RPI 101-150		RPI 150+		
5-11-2	0-1-0	0-0-0		OVERALL		0-4-0		1-0-0		4-6-2		
3-3-1	0-0-0	0-0-0		HOME		0-2-0		1-0-0		2-1-1		
2-8-1	0-1-0	0-0-0		AWAY		0-2-0		0-0-0		2-5-1		
0-0-0	0-0-0	0-0-0		NEUTRAL		0-0-0		0-0-0		0-0-0		
1-5-2	0-1-0	0-0-0		NON-CONFERENCE		0-2-0		0-0-0		1-2-2		
0-1-1	0-0-0	0-0-0		HOME		0-1-0		0-0-0		0-0-1		
1-4-1	0-1-0	0-0-		AWAY		0-1-0		0-0-0		1-2-1		
0-0-0	0-0-0	0-0-0		NEUTRAL		0-0-0		0-0-0		0-0-0		
4-6-0	0-0-0	0-0-0		CONFERENCE		0-2-0		1-0-0		3-4-0		
3-2-0	0-0-0	0-0-0		HOME		0-1-0		1-0-0		2-1-0		
1-4-0	0-0-0	0-0-0		AWAY		0-1-0		0-0-0		1-3-0		
0-0-0	0-0-0	0-0-0		NEUTRAL		0-0-0		0-0-0		0-0-0		
<hr/>												
RPI S	Opponent	Score	RPI S	Opponent	Score	RPI S	Opponent	Score	RPI S	Opponent	Score	
18 A	Louisville	0 5				56 A	Ball St.	2 3	149 H	Western Mich.	3 2	
						76 H	Loyola Chicago	0 1	162 A	Michigan St.	0 2	
						95 A	Creighton	2 5	174 A	Dayton	0 1	
						100 H	Bowling Green	1 2	190 H	Buffalo	2 1	
									193 A	Ohio	0 1	
									234 H	Akron	2 3	
									237 H	Oakland	2 2	
									238 A	Kent St.	3 2	
									246 A	Toledo	1 6	
									273 H	Northern Ill.	3 1	
									295 A	Miami (OH)	1 3	
									317 A	Youngstown St.	0 0	
									325 A	Detroit Mercy	1 0	
<hr/>												
LAST 10 GAMES												
190 H Buffalo						2	1	246 A Toledo	1	6		
234 H Akron						2	3	149 H Western Mich.	3	2		
193 A Ohio						0	1	273 H Northern Ill.	3	1		
238 A Kent St.						3	2	56 A Ball St.	2	3		
100 H Bowling Green						1	2	295 A Miami (OH)	1	3		

Non-Div. I Games:

Eastern Mich.

Average RPI Win: 268		WON-LOST	WINNING	LAST 10	STRENGTH OF	OPP. STRENGTH	TEAM	ADJ	CONF.	ADJ CONF.		
Average RPI Loss: 146		RECORD	PCT. RANK	GAMES	SCHEDULE	OF SCHEDULE	RPI	RPI	RPI	RPI		
DIV. I ONLY		4-10-0	.28571	280	2-8-0	173	225	268	.43709	264	20	20
DIV. I NON-CONF.		3-5-0	.375	218	1-3-0	177	261	233	.45922	232	16	17
<hr/>												
TOTALS		RPI 1-25	RPI 26-50		W-L RECORDS	RPI 51-100		RPI 101-150		RPI 150+		
4-10-0	0-0-0		0-1-0		OVERALL	0-2-0		0-3-0		4-4-0		
3-4-0	0-0-0		0-0-0		HOME	0-0-0		0-2-0		3-2-0		
1-6-0	0-0-0		0-1-0		AWAY	0-2-0		0-1-0		1-2-0		
0-0-0	0-0-0		0-0-0		NEUTRAL	0-0-0		0-0-0		0-0-0		
<hr/>												
3-5-0	0-0-0		0-1-0		NON-CONFERENCE	0-1-0		0-1-0		3-2-0		
2-2-0	0-0-0		0-0-0		HOME	0-0-0		0-1-0		2-1-0		
1-3-0	0-0-0		0-0-		AWAY	0-1-0		0-0-0		1-1-0		
0-0-0	0-0-0		0-0-0		NEUTRAL	0-0-0		0-0-0		0-0-0		
<hr/>												
1-5-0	0-0-0		0-0-0		CONFERENCE	0-1-0		0-2-0		1-2-0		
1-2-0	0-0-0		0-0-0		HOME	0-0-0		0-1-0		1-1-0		
0-3-0	0-0-0		0-0-0		AWAY	0-1-0		0-1-0		0-1-0		
0-0-0	0-0-0		0-0-0		NEUTRAL	0-0-0		0-0-0		0-0-0		
<hr/>												
RPI S	Opponent	Score	RPI S	Opponent	Score	RPI S	Opponent	Score	RPI S	Opponent	Score	
			38 A	Iowa	1 6	76 A	Loyola Chicago	0 3	105 H	Illinois St.	0 5	
						98 A	UMKC	0 4	117 A	Missouri St.	1 2	
									129 H	South Dakota St.	0 2	
									177 A	Drake	0 2	
									217 H	Omaha	1 2	
									224 A	South Dakota	2 1	
									225 A	Western Ill.	2 3	
									226 H	North Dakota St.	3 0	
									282 H	Evansville	0 1	
									289 H	Indiana St.	2 1	
									334 H	Chicago St.	5 0	
<hr/>												
LAST 10 GAMES												
			282 H	Evansville	0 1	105 H	Illinois St.	0 5				
			117 A	Missouri St.	1 2	225 A	Western Ill.	2 3				
			177 A	Drake	0 2	129 H	South Dakota St.	0 2				
			289 H	Indiana St.	2 1	226 H	North Dakota St.	3 0				
			76 A	Loyola Chicago	0 3	98 A	UMKC	0 4				

Non-Div. I Games: St. Ambrose 6 0

UNI

Average RPI Win:		252	WON-LOST RECORD		WINNING PCT. RANK		LAST 10 GAMES		STRENGTH OF SCHEDULE		OPP. STRENGTH OF SCHEDULE		TEAM RPI		ADJ RPI		CONF. RPI		ADJ CONF. RPI		
DIV. I ONLY			3-9-3		.3	277	1-7-2		158		288		262		.43602		265	24		24	
DIV. I NON-CONF.			2-5-1		.3125	256	0-3-0		121		287		234		.45626		238	22		22	
TOTALS		RPI 1-25		RPI 26-50		W-L RECORDS		RPI 51-100		RPI 101-150		RPI 150+									
3-9-3		0-1-0		0-0-0		OVERALL		0-0-0		0-1-0		3-7-3									
1-5-1		0-0-0		0-0-0		HOME		0-0-0		0-1-0		1-4-1									
2-4-2		0-1-0		0-0-0		AWAY		0-0-0		0-0-0		2-3-2									
0-0-0		0-0-0		0-0-0		NEUTRAL		0-0-0		0-0-0		0-0-0									
2-5-1		0-1-0		0-0-0		NON-CONFERENCE		0-0-0		0-0-0		2-4-1									
1-3-0		0-0-0		0-0-0		HOME		0-0-0		0-0-0		1-3-0									
1-2-1		0-1-0		0-0-		AWAY		0-0-0		0-0-0		1-1-1									
0-0-0		0-0-0		0-0-0		NEUTRAL		0-0-0		0-0-0		0-0-0									
1-4-2		0-0-0		0-0-0		CONFERENCE		0-0-0		0-1-0		1-3-2									
0-2-1		0-0-0		0-0-0		HOME		0-0-0		0-1-0		0-1-1									
1-2-1		0-0-0		0-0-0		AWAY		0-0-0		0-0-0		1-2-1									
0-0-0		0-0-0		0-0-0		NEUTRAL		0-0-0		0-0-0		0-0-0									
RPI	S	Opponent		Score		RPI	S	Opponent		Score		RPI	S	Opponent		Score					
7	A	Brown		0 2								137	H	Stony Brook		0 2					
												182	A	Army West Point		2 1					
												185	H	New Hampshire		1 2					
												195	A	Bryant		1 2					
												198	A	Holy Cross		0 0					
												202	A	Binghamton		2 3					
												205	A	UMass Lowell		0 0					
												207	A	Hartford		1 2					
												226	H	North Dakota St.		0 3					
												231	H	Colgate		1 2					
												251	H	Sacred Heart		1 0					
												271	H	Maine		1 1					
												323	A	UMBC		1 0					
												328	H	Merrimack		1 2					
LAST 10 GAMES																					
7	A	Brown		0 2		207	A	Hartford		1 2											
137	H	Stony Brook		0 2		271	H	Maine		1 1											
205	A	UMass Lowell		0 0		202	A	Binghamton		2 3											
323	A	UMBC		1 0		195	A	Bryant		1 2											
185	H	New Hampshire		1 2		231	H	Colgate		1 2											

Non-Div. I Games:

Vermont

Average RPI Win: 214		WON-LOST	WINNING	LAST 10	STRENGTH OF		OPP. STRENGTH	TEAM	ADJ		CONF.	ADJ CONF.
Average RPI Loss: 146		RECORD	PCT. RANK	GAMES	SCHEDULE		OF SCHEDULE	RPI	RPI		RPI	RPI
DIV. I ONLY		4-13-0	.23529 298	3-7-0	137		166	265	.43578 266		12	12
DIV. I NON-CONF.		1-6-0	.14286 311	0	271		175	318	.36863 318		12	12
TOTALS		RPI 1-25	RPI 26-50		W-L RECORDS		RPI 51-100		RPI 101-150		RPI 150+	
4-13-0	0-0-0	0-0-0		OVERALL		0-4-0		1-3-0		3-6-0		
3-7-0	0-0-0	0-0-0		HOME		0-3-0		1-0-0		2-4-0		
1-5-0	0-0-0	0-0-0		AWAY		0-1-0		0-3-0		1-1-0		
0-1-0	0-0-0	0-0-0		NEUTRAL		0-0-0		0-0-0		0-1-0		
1-6-0	0-0-0	0-0-0		NON-CONFERENCE		0-1-0		0-1-0		1-4-0		
0-4-0	0-0-0	0-0-0		HOME		0-1-0		0-0-0		0-3-0		
1-1-0	0-0-0	0-0-		AWAY		0-0-0		0-1-0		1-0-0		
0-1-0	0-0-0	0-0-0		NEUTRAL		0-0-0		0-0-0		0-1-0		
3-7-0	0-0-0	0-0-0		CONFERENCE		0-3-0		1-2-0		2-2-0		
3-3-0	0-0-0	0-0-0		HOME		0-2-0		1-0-0		2-1-0		
0-4-0	0-0-0	0-0-0		AWAY		0-1-0		0-2-0		0-1-0		
0-0-0	0-0-0	0-0-0		NEUTRAL		0-0-0		0-0-0		0-0-0		
RPI S	Opponent	Score	RPI S	Opponent	Score	RPI S	Opponent	Score	RPI S	Opponent	Score	
						55 H	Utah	0 2	115 A	New Mexico	1 3	
						82 H	Boise St.	1 2	132 H	Air Force	2 1	
						90 H	Colorado St.	1 2	140 A	Hawaii	0 1	
						99 A	San Diego St.	1 4	141 A	San Jose St.	0 2	
									153 A	Fresno St.	0 2	
									155 H	Colorado Col.	0 3	
									159 N	Sacramento St.	0 1	
									175 H	Eastern Wash.	0 1	
									208 H	Utah St.	1 0	
									212 H	Wyoming	2 1	
									255 H	UC Davis	0 1	
									285 H	Weber St.	0 1	
									302 A	Pacific	2 1	
LAST 10 GAMES												
						212 H	Wyoming	2 1	155 H	Colorado Col.	0 3	
						90 H	Colorado St.	1 2	99 A	San Diego St.	1 4	
						141 A	San Jose St.	0 2	115 A	New Mexico	1 3	
						153 A	Fresno St.	0 2	208 H	Utah St.	1 0	
						132 H	Air Force	2 1	82 H	Boise St.	1 2	

Non-Div. I Games:

Nevada

Average RPI Win: 287		WON-LOST	WINNING	LAST 10	STRENGTH OF		OPP. STRENGTH	TEAM	ADJ		CONF.	ADJ CONF.					
Average RPI Loss: 183		RECORD	PCT. RANK	GAMES	SCHEDULE		OF SCHEDULE	RPI	RPI		RPI	RPI					
DIV. I ONLY		8-7-3	.52778	163	5-3-2		330	187	264		.4356	267	28	28			
DIV. I NON-CONF.		4-4-1	.5	159	1-0-0		308	115	260		.43666	260	26	26			
TOTALS		RPI 1-25		RPI 26-50		W-L RECORDS		RPI 51-100		RPI 101-150		RPI 150+					
8-7-3		0-1-0		0-0-0		OVERALL		0-0-0		0-1-0		8-5-3					
5-1-1		0-0-0		0-0-0		HOME		0-0-0		0-0-0		5-1-1					
3-6-2		0-1-0		0-0-0		AWAY		0-0-0		0-1-0		3-4-2					
0-0-0		0-0-0		0-0-0		NEUTRAL		0-0-0		0-0-0		0-0-0					
4-4-1		0-1-0		0-0-0		NON-CONFERENCE		0-0-0		0-1-0		4-2-1					
2-0-0		0-0-0		0-0-0		HOME		0-0-0		0-0-0		2-0-0					
2-4-1		0-1-0		0-0-		AWAY		0-0-0		0-1-0		2-2-1					
0-0-0		0-0-0		0-0-0		NEUTRAL		0-0-0		0-0-0		0-0-0					
4-3-2		0-0-0		0-0-0		CONFERENCE		0-0-0		0-0-0		4-3-2					
3-1-1		0-0-0		0-0-0		HOME		0-0-0		0-0-0		3-1-1					
1-2-1		0-0-0		0-0-0		AWAY		0-0-0		0-0-0		1-2-1					
0-0-0		0-0-0		0-0-0		NEUTRAL		0-0-0		0-0-0		0-0-0					
RPI	S	Opponent		Score		RPI	S	Opponent		Score		RPI	S	Opponent		Score	
5	A	Southern California		0 3								115	A	New Mexico		0 3	
												159	A	Sacramento St.		1 1	
												175	A	Eastern Wash.		0 2	
												181	A	UNLV		1 2	
												182	A	Army West Point		1 1	
												197	H	Montana		0 1	
												222	H	Houston		3 0	
												257	H	Northern Colo.		2 0	
												279	A	New Mexico St.		1 0	
												285	H	Weber St.		1 1	
												286	A	Idaho		2 1	
												297	A	Iona		2 0	
												302	A	Pacific		1 2	
												305	A	Portland St.		0 1	
												308	H	Southern Utah		3 2	
												320	H	Idaho St.		3 2	
												325	H	Detroit Mercy		4 0	
LAST 10 GAMES																	
						320	H	Idaho St.		3 2		197	H	Montana		0 1	
						285	H	Weber St.		1 1		305	A	Portland St.		0 1	
						175	A	Eastern Wash.		0 2		159	A	Sacramento St.		1 1	
						286	A	Idaho		2 1		308	H	Southern Utah		3 2	
						257	H	Northern Colo.		2 0		222	H	Houston		3 0	

Non-Div. I Games:

Northern Ariz.

Average RPI Win: 303		WON-LOST RECORD		WINNING PCT. RANK		LAST 10 GAMES		STRENGTH OF SCHEDULE		OPP. STRENGTH OF SCHEDULE		TEAM RPI		ADJ RPI		CONF. RPI		ADJ CONF. RPI	
DIV. I ONLY		6-11-0		.35294 250		3-7-0		221		298		267		.43344 268		14		14	
DIV. I NON-CONF.		3-5-0		.375 218		0-1-0		267		335		296		.40485 297		18		18	
TOTALS		RPI 1-25		RPI 26-50		W-L RECORDS		RPI 51-100		RPI 101-150		RPI 150+							
6-11-0		0-0-0		0-0-0		OVERALL		0-4-0		0-3-0		6-4-0							
3-3-0		0-0-0		0-0-0		HOME		0-1-0		0-1-0		3-1-0							
3-8-0		0-0-0		0-0-0		AWAY		0-3-0		0-2-0		3-3-0							
0-0-0		0-0-0		0-0-0		NEUTRAL		0-0-0		0-0-0		0-0-0							
3-5-0		0-0-0		0-0-0		NON-CONFERENCE		0-0-0		0-1-0		3-4-0							
1-1-0		0-0-0		0-0-0		HOME		0-0-0		0-0-0		1-1-0							
2-4-0		0-0-0		0-0-		AWAY		0-0-0		0-1-0		2-3-0							
0-0-0		0-0-0		0-0-0		NEUTRAL		0-0-0		0-0-0		0-0-0							
3-6-0		0-0-0		0-0-0		CONFERENCE		0-4-0		0-2-0		3-0-0							
2-2-0		0-0-0		0-0-0		HOME		0-1-0		0-1-0		2-0-0							
1-4-0		0-0-0		0-0-0		AWAY		0-3-0		0-1-0		1-0-0							
0-0-0		0-0-0		0-0-0		NEUTRAL		0-0-0		0-0-0		0-0-0							
RPI S	Opponent	Score		RPI S	Opponent	Score		RPI S	Opponent	Score		RPI S	Opponent	Score					
								63 A	Furman	0	2	107 H	Western Caro.	0	1				
								72 A	Mercer	0	2	125 A	Campbell	0	4				
								86 A	Samford	0	1	144 A	Chattanooga	0	3				
								89 H	UNC Greensboro	0	1	178 H	Radford	1	2				
												253 A	Appalachian St.	0	3				
												254 A	Winthrop	3	2				
												272 A	Charleston So.	0	3				
												296 A	The Citadel	1	0				
												301 H	ETSU	1	0				
												307 A	Presbyterian	1	0				
												322 H	VMI	2	1				
												330 A	USC Upstate	1	2				
												336 H	South Carolina St.	5	1				
LAST 10 GAMES																			
								296 A	The Citadel	1	0	89 H	UNC Greensboro	0	1				
								72 A	Mercer	0	2	322 H	VMI	2	1				
								63 A	Furman	0	2	86 A	Samford	0	1				
								301 H	ETSU	1	0	144 A	Chattanooga	0	3				
								107 H	Western Caro.	0	1	253 A	Appalachian St.	0	3				

Non-Div. I Games:

Wofford

Average RPI Win: 254		WON-LOST	WINNING	LAST 10	STRENGTH OF		OPP. STRENGTH	TEAM	ADJ		CONF.	ADJ CONF.			
Average RPI Loss: 158		RECORD	PCT. RANK	GAMES	SCHEDULE		OF SCHEDULE	RPI	RPI		RPI	RPI			
DIV. I ONLY		4-12-1	.26471	288	3-7-0		167	224	270		.43287	269	23	23	
DIV. I NON-CONF.		1-8-1	.15	310	0-3-0		164	206	292		.41112	291	21	21	
TOTALS		RPI 1-25	RPI 26-50		W-L RECORDS		RPI 51-100		RPI 101-150		RPI 150+				
4-12-1		0-1-0	0-0-0		OVERALL		1-1-0		0-2-1		3-8-0				
2-7-0		0-0-0	0-0-0		HOME		1-1-0		0-1-0		1-5-0				
2-5-1		0-1-0	0-0-0		AWAY		0-0-0		0-1-1		2-3-0				
0-0-0		0-0-0	0-0-0		NEUTRAL		0-0-0		0-0-0		0-0-0				
1-8-1		0-1-0	0-0-0		NON-CONFERENCE		0-1-0		0-1-1		1-5-0				
0-6-0		0-0-0	0-0-0		HOME		0-1-0		0-1-0		0-4-0				
1-2-1		0-1-0	0-0-		AWAY		0-0-0		0-0-1		1-1-0				
0-0-0		0-0-0	0-0-0		NEUTRAL		0-0-0		0-0-0		0-0-0				
3-4-0		0-0-0	0-0-0		CONFERENCE		1-0-0		0-1-0		2-3-0				
2-1-0		0-0-0	0-0-0		HOME		1-0-0		0-0-0		1-1-0				
1-3-0		0-0-0	0-0-0		AWAY		0-0-0		0-1-0		1-2-0				
0-0-0		0-0-0	0-0-0		NEUTRAL		0-0-0		0-0-0		0-0-0				
RPI S	Opponent	Score		RPI S	Opponent	Score		RPI S	Opponent	Score		RPI S	Opponent	Score	
23 A	Fla. Atlantic	1	7					90 H	Colorado St.	0	1	123 A	Utah Valley	0	1
								98 H	UMKC	2	0	127 H	UTSA	0	4
												130 A	UC Santa Barbara	1	1
												151 A	California Baptist	0	3
												156 H	Seattle U	0	1
												170 H	CSUN	0	2
												172 H	UTEP	1	2
												191 A	UTRGV	0	1
												217 A	Omaha	0	1
												223 H	North Dakota	0	2
												257 H	Northern Colo.	1	2
												279 A	New Mexico St.	2	1
												304 A	Stetson	1	0
												334 H	Chicago St.	5	0
				LAST 10 GAMES											
				123 A	Utah Valley	0	1	191 A	UTRGV	0	1				
				334 H	Chicago St.	5	0	279 A	New Mexico St.	2	1				
				151 A	California Baptist	0	3	217 A	Omaha	0	1				
				156 H	Seattle U	0	1	170 H	CSUN	0	2				
				98 H	UMKC	2	0	223 H	North Dakota	0	2				

Non-Div. I Games:

Grand Canyon

Average RPI Win: 224		WON-LOST	WINNING	LAST 10	STRENGTH OF		OPP. STRENGTH	TEAM	ADJ	CONF.	ADJ CONF.
Average RPI Loss: 182		RECORD	PCT. RANK	GAMES	SCHEDULE		OF SCHEDULE	RPI	RPI	RPI	RPI
DIV. I ONLY		4-12-2	.27778	282	2-6-2		174	272	275	.43248	270
DIV. I NON-CONF.		2-6-0	.25	279	0		96	248	231	.46083	227
TOTALS		RPI 1-25	RPI 26-50		W-L RECORDS		RPI 51-100		RPI 101-150		RPI 150+
4-12-2		0-0-0	0-0-0		OVERALL		1-0-0		0-4-0		3-8-2
1-7-1		0-0-0	0-0-0		HOME		1-0-0		0-4-0		0-3-1
3-5-1		0-0-0	0-0-0		AWAY		0-0-0		0-0-0		3-5-1
0-0-0		0-0-0	0-0-0		NEUTRAL		0-0-0		0-0-0		0-0-0
2-6-0		0-0-0	0-0-0		NON-CONFERENCE		1-0-0		0-2-0		1-4-0
1-3-0		0-0-0	0-0-0		HOME		1-0-0		0-2-0		0-1-0
1-3-0		0-0-0	0-0-		AWAY		0-0-0		0-0-0		1-3-0
0-0-0		0-0-0	0-0-0		NEUTRAL		0-0-0		0-0-0		0-0-0
2-6-2		0-0-0	0-0-0		CONFERENCE		0-0-0		0-2-0		2-4-2
0-4-1		0-0-0	0-0-0		HOME		0-0-0		0-2-0		0-2-1
2-2-1		0-0-0	0-0-0		AWAY		0-0-0		0-0-0		2-2-1
0-0-0		0-0-0	0-0-0		NEUTRAL		0-0-0		0-0-0		0-0-0
RPI S	Opponent	Score	RPI S	Opponent	Score	RPI S	Opponent	Score	RPI S	Opponent	Score
						52 H	Milwaukee	1 0	121 H	Murray St.	1 2
									124 H	Southeast Mo. St.	0 1
									142 H	Northern Ky.	1 3
									144 H	Chattanooga	0 1
									161 A	IUPUI	0 1
									169 H	Kentucky	0 2
									176 H	UT Martin	1 4
									193 A	Ohio	1 2
									215 A	Tennessee Tech	1 3
									234 A	Akron	2 1
									236 A	SIUE	0 3
									237 A	Oakland	1 2
									260 H	Austin Peay	1 2
									261 H	Belmont	0 0
									292 A	Eastern Ill.	1 0
									298 A	Morehead St.	0 0
									316 A	Jacksonville St.	1 0
LAST 10 GAMES											
						236 A	SIUE	0 3	121 H	Murray St.	1 2
						298 A	Morehead St.	0 0	260 H	Austin Peay	1 2
						261 H	Belmont	0 0	292 A	Eastern Ill.	1 0
						176 H	UT Martin	1 4	215 A	Tennessee Tech	1 3
						124 H	Southeast Mo. St.	0 1	316 A	Jacksonville St.	1 0

Non-Div. I Games:

Eastern Ky.

Average RPI Win: 257		WON-LOST RECORD		WINNING PCT. RANK		LAST 10 GAMES		STRENGTH OF SCHEDULE		OPP. STRENGTH OF SCHEDULE		TEAM RPI		ADJ RPI		CONF. RPI		ADJ CONF. RPI	
DIV. I ONLY		5-8-1		.39286 235		2-7-1		263		305		269		.43239 271		24		24	
DIV. I NON-CONF.		4-2-0		.66667 79		1-1-0		256		330		172		.48893 175		22		22	
TOTALS		RPI 1-25		RPI 26-50		W-L RECORDS		RPI 51-100		RPI 101-150		RPI 150+							
5-8-1		0-0-0		0-0-0		OVERALL		0-0-0		0-1-0		5-7-1							
3-3-0		0-0-0		0-0-0		HOME		0-0-0		0-1-0		3-2-0							
2-5-1		0-0-0		0-0-0		AWAY		0-0-0		0-0-0		2-5-1							
0-0-0		0-0-0		0-0-0		NEUTRAL		0-0-0		0-0-0		0-0-0							
4-2-0		0-0-0		0-0-0		NON-CONFERENCE		0-0-0		0-0-0		4-2-0							
2-0-0		0-0-0		0-0-0		HOME		0-0-0		0-0-0		2-0-0							
2-2-0		0-0-0		0-0-		AWAY		0-0-0		0-0-0		2-2-0							
0-0-0		0-0-0		0-0-0		NEUTRAL		0-0-0		0-0-0		0-0-0							
1-6-1		0-0-0		0-0-0		CONFERENCE		0-0-0		0-1-0		1-5-1							
1-3-0		0-0-0		0-0-0		HOME		0-0-0		0-1-0		1-2-0							
0-3-1		0-0-0		0-0-0		AWAY		0-0-0		0-0-0		0-3-1							
0-0-0		0-0-0		0-0-0		NEUTRAL		0-0-0		0-0-0		0-0-0							
RPI	S	Opponent	Score	RPI	S	Opponent	Score	RPI	S	Opponent	Score	RPI	S	Opponent	Score				
												137	H	Stony Brook	0 2				
												154	A	Albany (NY)	1 4				
												185	A	New Hampshire	0 2				
												195	H	Bryant	1 0				
												199	A	Central Conn. St.	1 2				
												202	H	Binghamton	3 1				
												205	H	UMass Lowell	1 2				
												207	A	Hartford	1 2				
												249	A	Marist	2 1				
												265	A	Vermont	1 1				
												275	A	Siena	0 1				
												312	A	Saint Peter's	2 0				
												323	H	UMBC	1 2				
												328	H	Merrimack	3 1				
LAST 10 GAMES																			
												154	A	Albany (NY)	1 4				
												323	H	UMBC	1 2				
												185	A	New Hampshire	0 2				
												202	H	Binghamton	3 1				
												275	A	Siena	0 1				
												249	A	Marist	2 1				

Non-Div. I Games:

Maine

Average RPI Win: 317		WON-LOST RECORD		WINNING PCT. RANK		LAST 10 GAMES		STRENGTH OF SCHEDULE		OPP. STRENGTH OF SCHEDULE		TEAM RPI		ADJ RPI		CONF. RPI		ADJ CONF. RPI	
DIV. I ONLY		7-9-2		.44444 200		4-5-1		298		316		272		.43183 272		29		29	
DIV. I NON-CONF.		4-4-0		.5 159		1-0-0		270		305		250		.44854 246		29		29	
TOTALS		RPI 1-25		RPI 26-50		W-L RECORDS		RPI 51-100		RPI 101-150		RPI 150+							
7-9-2		0-0-0		0-0-0		OVERALL		0-1-0		0-3-0		7-5-2							
4-7-0		0-0-0		0-0-0		HOME		0-1-0		0-1-0		4-5-0							
3-2-2		0-0-0		0-0-0		AWAY		0-0-0		0-2-0		3-0-2							
0-0-0		0-0-0		0-0-0		NEUTRAL		0-0-0		0-0-0		0-0-0							
4-4-0		0-0-0		0-0-0		NON-CONFERENCE		0-1-0		0-2-0		4-1-0							
3-3-0		0-0-0		0-0-0		HOME		0-1-0		0-1-0		3-1-0							
1-1-0		0-0-0		0-0-		AWAY		0-0-0		0-1-0		1-0-0							
0-0-0		0-0-0		0-0-0		NEUTRAL		0-0-0		0-0-0		0-0-0							
3-5-2		0-0-0		0-0-0		CONFERENCE		0-0-0		0-1-0		3-4-2							
1-4-0		0-0-0		0-0-0		HOME		0-0-0		0-0-0		1-4-0							
2-1-2		0-0-0		0-0-0		AWAY		0-0-0		0-1-0		2-0-2							
0-0-0		0-0-0		0-0-0		NEUTRAL		0-0-0		0-0-0		0-0-0							
RPI	S	Opponent		Score	RPI	S	Opponent		Score	RPI	S	Opponent		Score					
							92	H Navy	0 1	111	A	Kennesaw St.		1 2					
										122	H	North Florida		0 3					
										125	A	Campbell		0 3					
										171	A	High Point		2 2					
										178	H	Radford		0 2					
										209	H	Col. of Charleston		0 2					
										240	H	Gardner-Webb		0 1					
										248	A	Longwood		0 0					
										254	H	Winthrop		1 4					
										268	H	Wofford		3 0					
										307	H	Presbyterian		1 2					
										313	A	UNC Asheville		4 2					
										318	A	Jacksonville		3 1					
										326	H	Alabama St.		3 1					
										329	A	Hampton		4 0					
										330	H	USC Upstate		3 0					
										336	H	South Carolina St.		5 4					
LAST 10 GAMES																			
							178	H Radford	0 2	125	A	Campbell		0 3					
							329	A Hampton	4 0	240	H	Gardner-Webb		0 1					
							336	H South Carolina St.	5 4	254	H	Winthrop		1 4					
							330	H USC Upstate	3 0	248	A	Longwood		0 0					
							313	A UNC Asheville	4 2	307	H	Presbyterian		1 2					

Non-Div. I Games:

Charleston So.

Average RPI Win: 184		WON-LOST	WINNING	LAST 10	STRENGTH OF		OPP. STRENGTH	TEAM	ADJ		CONF.	ADJ CONF.	
Average RPI Loss: 156		RECORD	PCT. RANK	GAMES	SCHEDULE		OF SCHEDULE	RPI	RPI	RPI	RPI		
DIV. I ONLY		2-13-2	.17647	319	0-9-1		97	239	274	.43143	273	18	18
DIV. I NON-CONF.		2-4-1	.35714	233	0		24	238	125	.52449	126	17	16
TOTALS		RPI 1-25	RPI 26-50		W-L RECORDS		RPI 51-100		RPI 101-150		RPI 150+		
2-13-2		0-0-0	0-0-0		OVERALL		0-4-0		1-3-0		1-6-2		
0-6-2		0-0-0	0-0-0		HOME		0-2-0		0-1-0		0-3-2		
2-7-0		0-0-0	0-0-0		AWAY		0-2-0		1-2-0		1-3-0		
0-0-0		0-0-0	0-0-0		NEUTRAL		0-0-0		0-0-0		0-0-0		
2-4-1		0-0-0	0-0-0		NON-CONFERENCE		0-2-0		1-2-0		1-0-1		
0-2-1		0-0-0	0-0-0		HOME		0-1-0		0-1-0		0-0-1		
2-2-0		0-0-0	0-0-		AWAY		0-1-0		1-1-0		1-0-0		
0-0-0		0-0-0	0-0-0		NEUTRAL		0-0-0		0-0-0		0-0-0		
0-9-1		0-0-0	0-0-0		CONFERENCE		0-2-0		0-1-0		0-6-1		
0-4-1		0-0-0	0-0-0		HOME		0-1-0		0-0-0		0-3-1		
0-5-0		0-0-0	0-0-0		AWAY		0-1-0		0-1-0		0-3-0		
0-0-0		0-0-0	0-0-0		NEUTRAL		0-0-0		0-0-0		0-0-0		
RPI S	Opponent	Score	RPI S	Opponent	Score	RPI S	Opponent	Score	RPI S	Opponent	Score		
						52 A Milwaukee	1 3		105 A Illinois St.	0 3			
						56 A Ball St.	0 1		129 H South Dakota St.	0 3			
						76 H Loyola Chicago	0 2		143 A Marquette	2 1			
						100 H Bowling Green	0 7		150 A Central Mich.	0 2			
									190 A Buffalo	0 5			
									193 H Ohio	1 2			
									218 H Louisiana	4 4			
									225 A Western Ill.	1 0			
									234 A Akron	0 3			
									238 H Kent St.	0 1			
									246 H Toledo	0 1			
									263 A Eastern Mich.	1 3			
									295 H Miami (OH)	1 1			
LAST 10 GAMES													
						246 H Toledo	0 1		56 A Ball St.	0 1			
						100 H Bowling Green	0 7		150 A Central Mich.	0 2			
						234 A Akron	0 3		263 A Eastern Mich.	1 3			
						190 A Buffalo	0 5		238 H Kent St.	0 1			
						295 H Miami (OH)	1 1		193 H Ohio	1 2			

Non-Div. I Games:

Northern Ill.

Average RPI Win:	289	WON-LOST	WINNING	LAST 10	STRENGTH OF	OPP. STRENGTH	TEAM	ADJ	CONF.	ADJ CONF.	
Average RPI Loss:	218	RECORD	PCT. RANK	GAMES	SCHEDULE	OF SCHEDULE	RPI	RPI	RPI	RPI	
DIV. I ONLY	5-10-2	.35294	250	3-6-1	211	329	273	.43024	274	30	30
DIV. I NON-CONF.	2-5-1	.3125	256	0-1-0	124	324	245	.44914	244	30	30
<hr/>											
TOTALS	RPI 1-25	RPI 26-50		W-L RECORDS	RPI 51-100		RPI 101-150		RPI 150+		
5-10-2	0-0-0	0-1-0		OVERALL	0-0-0		0-0-0		5-9-2		
2-4-2	0-0-0	0-1-0		HOME	0-0-0		0-0-0		2-3-2		
3-6-0	0-0-0	0-0-0		AWAY	0-0-0		0-0-0		3-6-0		
0-0-0	0-0-0	0-0-0		NEUTRAL	0-0-0		0-0-0		0-0-0		
<hr/>											
2-5-1	0-0-0	0-1-0		NON-CONFERENCE	0-0-0		0-0-0		2-4-1		
1-2-1	0-0-0	0-1-0		HOME	0-0-0		0-0-0		1-1-1		
1-3-0	0-0-0	0-0-		AWAY	0-0-0		0-0-0		1-3-0		
0-0-0	0-0-0	0-0-0		NEUTRAL	0-0-0		0-0-0		0-0-0		
<hr/>											
3-5-1	0-0-0	0-0-0		CONFERENCE	0-0-0		0-0-0		3-5-1		
1-2-1	0-0-0	0-0-0		HOME	0-0-0		0-0-0		1-2-1		
2-3-0	0-0-0	0-0-0		AWAY	0-0-0		0-0-0		2-3-0		
0-0-0	0-0-0	0-0-0		NEUTRAL	0-0-0		0-0-0		0-0-0		
<hr/>											
RPI S	Opponent	Score	RPI S	Opponent	Score	RPI S	Opponent	Score	RPI S	Opponent	Score
			39 H	Yale	1 2				180 H	Fairleigh Dickinson	0 0
									193 A	Ohio	1 0
									195 H	Bryant	0 1
									199 A	Central Conn. St.	2 5
									214 A	Howard	1 2
									230 H	Niagara	0 2
									234 A	Akron	0 1
									235 A	Bucknell	1 2
									251 H	Sacred Heart	0 1
									280 A	Saint Francis (PA)	1 2
									291 H	Canisius	3 1
									306 A	Wagner	1 2
									310 A	LIU Brooklyn	4 2
									321 H	Purdue Fort Wayne	1 1
									324 H	Mt. St. Mary's	1 0
									328 A	Merrimack	1 0
<hr/>											
LAST 10 GAMES											
	328 A	Merrimack	1	0	310 A	LIU Brooklyn	4	2			
	199 A	Central Conn. St.	2	5	306 A	Wagner	1	2			
	280 A	Saint Francis (PA)	1	2	195 H	Bryant	0	1			
	180 H	Fairleigh Dickinson	0	0	324 H	Mt. St. Mary's	1	0			
	251 H	Sacred Heart	0	1	234 A	Akron	0	1			

Non-Div. I Games:

Robert Morris

Average RPI Win: 292		WON-LOST RECORD		WINNING PCT. RANK		LAST 10 GAMES		STRENGTH OF SCHEDULE		OPP. STRENGTH OF SCHEDULE		TEAM RPI		ADJ RPI		CONF. RPI		ADJ CONF. RPI	
DIV. I ONLY		4-10-4		.33333 260		2-5-3		237		271		279		.42953 275		25		25	
DIV. I NON-CONF.		2-5-2		.33333 246		0-0-1		241		219		277		.4263 276		28		28	
TOTALS		RPI 1-25		RPI 26-50		W-L RECORDS		RPI 51-100		RPI 101-150		RPI 150+							
4-10-4		0-0-0		0-0-0		OVERALL		0-1-0		0-3-0		4-6-4							
2-5-1		0-0-0		0-0-0		HOME		0-1-0		0-2-0		2-2-1							
2-5-3		0-0-0		0-0-0		AWAY		0-0-0		0-1-0		2-4-3							
0-0-0		0-0-0		0-0-0		NEUTRAL		0-0-0		0-0-0		0-0-0							
2-5-2		0-0-0		0-0-0		NON-CONFERENCE		0-0-0		0-2-0		2-3-2							
1-1-1		0-0-0		0-0-0		HOME		0-0-0		0-1-0		1-0-1							
1-4-1		0-0-0		0-0-		AWAY		0-0-0		0-1-0		1-3-1							
0-0-0		0-0-0		0-0-0		NEUTRAL		0-0-0		0-0-0		0-0-0							
2-5-2		0-0-0		0-0-0		CONFERENCE		0-1-0		0-1-0		2-3-2							
1-4-0		0-0-0		0-0-0		HOME		0-1-0		0-1-0		1-2-0							
1-1-2		0-0-0		0-0-0		AWAY		0-0-0		0-0-0		1-1-2							
0-0-0		0-0-0		0-0-0		NEUTRAL		0-0-0		0-0-0		0-0-0							
RPI	S	Opponent		Score		RPI	S	Opponent		Score		RPI	S	Opponent		Score			

Non-Div. I Games:

Siena

Average RPI Win: 295		WON-LOST	WINNING	LAST 10	STRENGTH OF	OPP. STRENGTH	TEAM	ADJ	CONF.	ADJ CONF.			
Average RPI Loss: 162		RECORD	PCT. RANK	GAMES	SCHEDULE	OF SCHEDULE	RPI	RPI	RPI	RPI			
DIV. I ONLY		6-10-0	.375	243	4-6-0	279	245	280	.4292	276	26	26	
DIV. I NON-CONF.		2-4-0	.33333	246	0	247	221	278	.42546	278	24	24	
<hr/>													
TOTALS		RPI 1-25		RPI 26-50		W-L RECORDS		RPI 51-100		RPI 101-150		RPI 150+	
6-10-0		0-0-0		0-1-0		OVERALL		0-1-0		0-2-0		6-6-0	
4-5-0		0-0-0		0-1-0		HOME		0-0-0		0-0-0		4-4-0	
2-4-0		0-0-0		0-0-0		AWAY		0-0-0		0-2-0		2-2-0	
0-1-0		0-0-0		0-0-0		NEUTRAL		0-1-0		0-0-0		0-0-0	
2-4-0		0-0-0		0-1-0		NON-CONFERENCE		0-1-0		0-0-0		2-2-0	
2-2-0		0-0-0		0-1-0		HOME		0-0-0		0-0-0		2-1-0	
0-1-0		0-0-0		0-0-		AWAY		0-0-0		0-0-0		0-1-0	
0-1-0		0-0-0		0-0-0		NEUTRAL		0-1-0		0-0-0		0-0-0	
4-6-0		0-0-0		0-0-0		CONFERENCE		0-0-0		0-2-0		4-4-0	
2-3-0		0-0-0		0-0-0		HOME		0-0-0		0-0-0		2-3-0	
2-3-0		0-0-0		0-0-0		AWAY		0-0-0		0-2-0		2-1-0	
0-0-0		0-0-0		0-0-0		NEUTRAL		0-0-0		0-0-0		0-0-0	
RPI	S	Opponent	Score	RPI	S	Opponent	Score	RPI	S	Opponent	Score		
				46	H	Texas	1 3	79	N	UNCW	0 3		
										119	A	Lamar University	1 4
										120	A	Abilene Christian	0 1
										160	H	A&M-Corpus Christi	0 3
										183	H	Northwestern St.	0 1
										194	A	McNeese	1 2
										209	A	Col. of Charleston	1 2
										222	H	Houston	1 2
										239	A	Incarnate Word	1 0
										258	A	Central Ark.	1 0
										290	H	Southeastern La.	1 2
										299	H	Texas Southern	4 0
										314	H	Houston Baptist	1 0
										327	H	Southern U.	6 0
										331	H	Nicholls St.	6 0
<hr/>													
LAST 10 GAMES													
				239	A	Incarnate Word	1 0	194	A	McNeese	1 2		
				120	A	Abilene Christian	0 1	119	A	Lamar University	1 4		
				290	H	Southeastern La.	1 2	314	H	Houston Baptist	1 0		
				331	H	Nicholls St.	6 0	160	H	A&M-Corpus Christi	0 3		
				258	A	Central Ark.	1 0	183	H	Northwestern St.	0 1		

Non-Div. I Games: LSU-Alexandria 2 0

SFA

Average RPI Win:	263	WON-LOST RECORD	WINNING PCT. RANK	LAST 10 GAMES	STRENGTH OF SCHEDULE	OPP. STRENGTH OF SCHEDULE	TEAM RPI	ADJ RPI	CONF. RPI	ADJ CONF. RPI	
Average RPI Loss:	192										
DIV. I ONLY	7-10-1	.41667	220	3-6-1	300	242	271	.42907	277	13	13
DIV. I NON-CONF.	4-4-0	.5	159	0	322	311	294	.4062	296	13	13
<hr/>											
TOTALS	RPI 1-25	RPI 26-50		W-L RECORDS	RPI 51-100		RPI 101-150		RPI 150+		
7-10-1	0-0-0	0-1-0		OVERALL	0-0-0		0-1-0		7-8-1		
6-2-0	0-0-0	0-0-0		HOME	0-0-0		0-0-0		6-2-0		
1-8-1	0-0-0	0-1-0		AWAY	0-0-0		0-1-0		1-6-1		
0-0-0	0-0-0	0-0-0		NEUTRAL	0-0-0		0-0-0		0-0-0		
<hr/>											
4-4-0	0-0-0	0-0-0		NON-CONFERENCE	0-0-0		0-0-0		4-4-0		
3-0-0	0-0-0	0-0-0		HOME	0-0-0		0-0-0		3-0-0		
1-4-0	0-0-0	0-0-		AWAY	0-0-0		0-0-0		1-4-0		
0-0-0	0-0-0	0-0-0		NEUTRAL	0-0-0		0-0-0		0-0-0		
<hr/>											
3-6-1	0-0-0	0-1-0		CONFERENCE	0-0-0		0-1-0		3-4-1		
3-2-0	0-0-0	0-0-0		HOME	0-0-0		0-0-0		3-2-0		
0-4-1	0-0-0	0-1-0		AWAY	0-0-0		0-1-0		0-2-1		
0-0-0	0-0-0	0-0-0		NEUTRAL	0-0-0		0-0-0		0-0-0		
<hr/>											
RPI S	Opponent	Score	RPI S	Opponent	Score	RPI S	Opponent	Score	RPI S	Opponent	Score
			45 A	Saint Louis	0 3				114 A	George Washington	1 2
									174 H	Dayton	0 1
									179 H	Saint Joseph's	0 1
									187 A	Davidson	0 0
									190 H	Buffalo	1 0
									200 A	Fordham	0 1
									201 A	Cornell	0 1
									202 A	Binghamton	0 2
									204 H	Richmond	2 1
									219 A	Duquesne	2 4
									233 H	Rhode Island	1 0
									252 H	George Mason	1 0
									291 A	Canisius	0 1
									297 A	Iona	1 3
									317 A	Youngstown St.	3 1
									318 H	Valparaiso	1 0
									328 H	Merrimack	2 1
<hr/>											
			LAST 10 GAMES								
			252 H	George Mason	1 0	45 A	Saint Louis	0 3			
			219 A	Duquesne	2 4	174 H	Dayton	0 1			
			114 A	George Washington	1 2	187 A	Davidson	0 0			
			233 H	Rhode Island	1 0	179 H	Saint Joseph's	0 1			
			204 H	Richmond	2 1	200 A	Fordham	0 1			

Non-Div. I Games:

St. Bonaventure

Average RPI Win: 310		WON-LOST	WINNING	LAST 10	STRENGTH OF		OPP. STRENGTH	TEAM	ADJ		CONF.	ADJ CONF.	
Average RPI Loss: 144		RECORD	PCT. RANK	GAMES	SCHEDULE		OF SCHEDULE	RPI	RPI	RPI	RPI		
DIV. I ONLY		6-11-0	.35294	250	4-6-0		267	217	278	.42813	278	16	16
DIV. I NON-CONF.		4-5-0	.44444	191	2-0-0		283	263	265	.43321	267	15	15
TOTALS		RPI 1-25	RPI 26-50		W-L RECORDS		RPI 51-100		RPI 101-150		RPI 150+		
6-11-0	0-0-0	0-1-0		OVERALL		0-2-0		0-5-0		6-3-0			
2-5-0	0-0-0	0-0-0		HOME		0-1-0		0-2-0		2-2-0			
4-6-0	0-0-0	0-1-0		AWAY		0-1-0		0-3-0		4-1-0			
0-0-0	0-0-0	0-0-0		NEUTRAL		0-0-0		0-0-0		0-0-0			
4-5-0	0-0-0	0-1-0		NON-CONFERENCE		0-0-0		0-2-0		4-2-0			
1-2-0	0-0-0	0-0-0		HOME		0-0-0		0-1-0		1-1-0			
3-3-0	0-0-0	0-0-		AWAY		0-0-0		0-1-0		3-1-0			
0-0-0	0-0-0	0-0-0		NEUTRAL		0-0-0		0-0-0		0-0-0			
2-6-0	0-0-0	0-0-0		CONFERENCE		0-2-0		0-3-0		2-1-0			
1-3-0	0-0-0	0-0-0		HOME		0-1-0		0-1-0		1-1-0			
1-3-0	0-0-0	0-0-0		AWAY		0-1-0		0-2-0		1-0-0			
0-0-0	0-0-0	0-0-0		NEUTRAL		0-0-0		0-0-0		0-0-0			
RPI S	Opponent	Score	RPI S	Opponent	Score	RPI S	Opponent	Score	RPI S	Opponent	Score		
			50 A	Ole Miss	0 2	77 H	FGCU	1 3	111 A	Kennesaw St.	0 1		
						96 A	Liberty	0 3	120 A	Abilene Christian	2 5		
									122 A	North Florida	0 1		
									136 H	Lipscomb	0 6		
									144 H	Chattanooga	0 1		
									215 H	Tennessee Tech	1 2		
									232 H	NJIT	1 2		
									284 A	Alabama A&M	1 2		
									294 A	Southern Ill.	3 1		
									300 A	Jackson St.	1 0		
									304 H	Stetson	2 0		
									316 H	Jacksonville St.	3 0		
									318 A	Jacksonville	3 0		
									326 A	Alabama St.	4 1		
LAST 10 GAMES													
			136 H	Lipscomb	0 6	96 A	Liberty	0 3					
			111 A	Kennesaw St.	0 1	232 H	NJIT	1 2					
			304 H	Stetson	2 0	77 H	FGCU	1 3					
			318 A	Jacksonville	3 0	300 A	Jackson St.	1 0					
			122 A	North Florida	0 1	326 A	Alabama St.	4 1					

Non-Div. I Games:

North Ala.

Average RPI Win:	298	WON-LOST RECORD	WINNING PCT. RANK	LAST 10 GAMES	STRENGTH OF SCHEDULE	OPP. STRENGTH OF SCHEDULE	TEAM RPI	ADJ RPI	CONF. RPI	ADJ CONF. RPI							
DIV. I ONLY	3-12-2	.23529	298	2-8-0	132	291	277	.42801	279	23	23						
DIV. I NON-CONF.	1-7-2	.2	301	0-3-0	108	298	261	.43597	264	21	21						
<hr/>																	
TOTALS	RPI 1-25	RPI 26-50		W-L RECORDS		RPI 51-100		RPI 101-150		RPI 150+							
3-12-2	0-0-0	0-0-0		OVERALL		0-2-0		0-4-0		3-6-2							
1-7-2	0-0-0	0-0-0		HOME		0-1-0		0-2-0		1-4-2							
1-5-0	0-0-0	0-0-0		AWAY		0-1-0		0-2-0		1-2-0							
1-0-0	0-0-0	0-0-0		NEUTRAL		0-0-0		0-0-0		1-0-0							
<hr/>																	
1-7-2	0-0-0	0-0-0		NON-CONFERENCE		0-1-0		0-3-0		1-3-2							
0-4-2	0-0-0	0-0-0		HOME		0-0-0		0-2-0		0-2-2							
0-3-0	0-0-0	0-0-		AWAY		0-1-0		0-1-0		0-1-0							
1-0-0	0-0-0	0-0-0		NEUTRAL		0-0-0		0-0-0		1-0-0							
<hr/>																	
2-5-0	0-0-0	0-0-0		CONFERENCE		0-1-0		0-1-0		2-3-0							
1-3-0	0-0-0	0-0-0		HOME		0-1-0		0-0-0		1-2-0							
1-2-0	0-0-0	0-0-0		AWAY		0-0-0		0-1-0		1-1-0							
0-0-0	0-0-0	0-0-0		NEUTRAL		0-0-0		0-0-0		0-0-0							
<hr/>																	
RPI S	Opponent	Score	RPI S	Opponent	Score	RPI S	Opponent	Score	RPI S	Opponent	Score						
						82 A	Boise St.	0	4	115 H	New Mexico	0	1				
						98 H	UMKC	0	2	120 H	Abilene Christian	1	3				
										123 A	Utah Valley	0	1				
										129 A	South Dakota St.	0	4				
										151 H	California Baptist	0	1				
										156 A	Seattle U	0	5				
										166 H	Texas St.	1	1				
										172 H	UTEP	1	2				
										212 H	Wyoming	1	1				
										224 A	South Dakota	2	5				
										241 H	CSU Bakersfield	1	0				
										267 H	Northern Ariz.	0	1				
										269 H	Grand Canyon	1	2				
										320 N	Idaho St.	2	1				
										334 A	Chicago St.	2	1				
						<hr/>											
									LAST 10 GAMES								
			98 H	UMKC	0	2	151 H	California Baptist	0	1							
			334 A	Chicago St.	2	1	269 H	Grand Canyon	1	2							
			241 H	CSU Bakersfield	1	0	129 A	South Dakota St.	0	4							
			156 A	Seattle U	0	5	224 A	South Dakota	2	5							
			123 A	Utah Valley	0	1	267 H	Northern Ariz.	0	1							

Non-Div. I Games:

New Mexico St.

Average RPI Win: 279		WON-LOST RECORD		WINNING PCT. RANK		LAST 10 GAMES		STRENGTH OF SCHEDULE		OPP. STRENGTH OF SCHEDULE		TEAM RPI		ADJ RPI		CONF. RPI		ADJ CONF. RPI	
DIV. I ONLY		6-9-1		.40625 228		5-5-0		272		317		276		.42716 280		30		30	
DIV. I NON-CONF.		1-5-1		.21429 294		0-1-0		239		279		304		.38968 305		30		30	
TOTALS		RPI 1-25		RPI 26-50		W-L RECORDS		RPI 51-100		RPI 101-150		RPI 150+							
6-9-1		0-0-0		0-0-0		OVERALL		0-0-0		1-1-0		5-8-1							
1-6-0		0-0-0		0-0-0		HOME		0-0-0		0-0-0		1-6-0							
5-3-1		0-0-0		0-0-0		AWAY		0-0-0		1-1-0		4-2-1							
0-0-0		0-0-0		0-0-0		NEUTRAL		0-0-0		0-0-0		0-0-0							
1-5-1		0-0-0		0-0-0		NON-CONFERENCE		0-0-0		1-1-0		0-4-1							
0-3-0		0-0-0		0-0-0		HOME		0-0-0		0-0-0		0-3-0							
1-2-1		0-0-0		0-0-		AWAY		0-0-0		1-1-0		0-1-1							
0-0-0		0-0-0		0-0-0		NEUTRAL		0-0-0		0-0-0		0-0-0							
5-4-0		0-0-0		0-0-0		CONFERENCE		0-0-0		0-0-0		5-4-0							
1-3-0		0-0-0		0-0-0		HOME		0-0-0		0-0-0		1-3-0							
4-1-0		0-0-0		0-0-0		AWAY		0-0-0		0-0-0		4-1-0							
0-0-0		0-0-0		0-0-0		NEUTRAL		0-0-0		0-0-0		0-0-0							
RPI S	Opponent	Score		RPI S	Opponent	Score		RPI S	Opponent	Score		RPI S	Opponent	Score					
										110 A	VCU	1	5						
										132 A	Air Force	3	2						
										155 A	Colorado Col.	0	4						
										180 H	Fairleigh Dickinson	1	2						
										190 H	Buffalo	1	4						
										195 H	Bryant	0	2						
										199 A	Central Conn. St.	0	1						
										230 H	Niagara	1	2						
										251 H	Sacred Heart	2	3						
										274 H	Robert Morris	2	1						
										306 A	Wagner	3	1						
										310 A	LIU Brooklyn	2	0						
										317 H	Youngstown St.	2	3						
										323 A	UMBC	2	2						
										324 A	Mt. St. Mary's	2	1						
										328 A	Merrimack	3	2						
LAST 10 GAMES																			
										199 A	Central Conn. St.	0	1						
										328 A	Merrimack	3	2						
										274 H	Robert Morris	2	1						
										251 H	Sacred Heart	2	3						
										180 H	Fairleigh Dickinson	1	2						
										306 A	Wagner	3	1						
										310 A	LIU Brooklyn	2	0						
										195 H	Bryant	0	2						
										324 A	Mt. St. Mary's	2	1						
										110 A	VCU	1	5						

Non-Div. I Games:

Saint Francis (PA)

Average RPI Win:	302	WON-LOST	WINNING	LAST 10	STRENGTH OF	OPP. STRENGTH	TEAM	ADJ	CONF.	ADJ CONF.	
Average RPI Loss:	200	RECORD	PCT. RANK	GAMES	SCHEDULE	OF SCHEDULE	RPI	RPI	RPI	RPI	
DIV. I ONLY	7-10-1	.41667	220	5-5-0	296	321	282	.42514	281	31	31
DIV. I NON-CONF.	2-6-1	.27778	272	0-1-0	173	188	257	.44233	256	31	31
<hr/>											
TOTALS	RPI 1-25	RPI 26-50		W-L RECORDS	RPI 51-100		RPI 101-150		RPI 150+		
7-10-1	0-0-0	0-1-0		OVERALL	0-1-0		0-0-1		7-8-0		
4-3-1	0-0-0	0-0-0		HOME	0-0-0		0-0-1		4-3-0		
3-7-0	0-0-0	0-1-0		AWAY	0-1-0		0-0-0		3-5-0		
0-0-0	0-0-0	0-0-0		NEUTRAL	0-0-0		0-0-0		0-0-0		
<hr/>											
2-6-1	0-0-0	0-1-0		NON-CONFERENCE	0-1-0		0-0-1		2-4-0		
2-0-1	0-0-0	0-0-0		HOME	0-0-0		0-0-1		2-0-0		
0-6-0	0-0-0	0-0-		AWAY	0-1-0		0-0-0		0-4-0		
0-0-0	0-0-0	0-0-0		NEUTRAL	0-0-0		0-0-0		0-0-0		
<hr/>											
5-4-0	0-0-0	0-0-0		CONFERENCE	0-0-0		0-0-0		5-4-0		
2-3-0	0-0-0	0-0-0		HOME	0-0-0		0-0-0		2-3-0		
3-1-0	0-0-0	0-0-0		AWAY	0-0-0		0-0-0		3-1-0		
0-0-0	0-0-0	0-0-0		NEUTRAL	0-0-0		0-0-0		0-0-0		
<hr/>											
RPI S	Opponent	Score	RPI S	Opponent	Score	RPI S	Opponent	Score	RPI S	Opponent	Score
			46 A	Texas	0 8	64 A	North Texas	0 1	148 H	Louisiana Tech	1 1
									167 A	Oral Roberts	0 5
									183 H	Northwestern St.	1 0
									191 A	UTRGV	0 1
									214 H	Howard	0 1
									216 A	Little Rock	0 1
									228 A	Tulsa	0 3
									284 H	Alabama A&M	0 1
									287 A	Prairie View	0 2
									299 A	Texas Southern	2 1
									300 H	Jackson St.	0 2
									303 H	La.-Monroe	3 2
									326 H	Alabama St.	5 0
									327 H	Southern U.	4 0
									337 A	Mississippi Val.	4 1
									338 A	Alcorn	7 0
<hr/>											
			LAST 10 GAMES								
			287 A	Prairie View	0 2	338 A	Alcorn	7 0			
			299 A	Texas Southern	2 1	337 A	Mississippi Val.	4 1			
			327 H	Southern U.	4 0	284 H	Alabama A&M	0 1			
			300 H	Jackson St.	0 2	326 H	Alabama St.	5 0			
			214 H	Howard	0 1	46 A	Texas	0 8			

Non-Div. I Games: LSU-Shreveport 2 0

Grambling

Average RPI Win:	240	WON-LOST	WINNING	LAST 10	STRENGTH OF	OPP. STRENGTH	TEAM	ADJ	CONF.	ADJ CONF.	
Average RPI Loss:	167	RECORD	PCT. RANK	GAMES	SCHEDULE	OF SCHEDULE	RPI	RPI	RPI	RPI	
DIV. I ONLY	2-10-3	.23333	304	2-6-2	163	212	281	.42331	282	20	20
DIV. I NON-CONF.	1-7-1	.16667	305	1-3-0	87	247	258	.4375	259	16	17
<hr/>											
TOTALS	RPI 1-25	RPI 26-50		W-L RECORDS		RPI 51-100		RPI 101-150		RPI 150+	
2-10-3	0-0-0	0-1-0		OVERALL		0-1-0		0-3-1		2-5-2	
0-5-2	0-0-0	0-0-0		HOME		0-1-0		0-2-1		0-2-1	
2-5-1	0-0-0	0-1-0		AWAY		0-0-0		0-1-0		2-3-1	
0-0-0	0-0-0	0-0-0		NEUTRAL		0-0-0		0-0-0		0-0-0	
<hr/>											
1-7-1	0-0-0	0-1-0		NON-CONFERENCE		0-1-0		0-2-0		1-3-1	
0-4-1	0-0-0	0-0-0		HOME		0-1-0		0-2-0		0-1-1	
1-3-0	0-0-0	0-0-		AWAY		0-0-0		0-0-0		1-2-0	
0-0-0	0-0-0	0-0-0		NEUTRAL		0-0-0		0-0-0		0-0-0	
<hr/>											
1-3-2	0-0-0	0-0-0		CONFERENCE		0-0-0		0-1-1		1-2-1	
0-1-1	0-0-0	0-0-0		HOME		0-0-0		0-0-1		0-1-0	
1-2-1	0-0-0	0-0-0		AWAY		0-0-0		0-1-0		1-1-1	
0-0-0	0-0-0	0-0-0		NEUTRAL		0-0-0		0-0-0		0-0-0	
<hr/>											
RPI S	Opponent	Score	RPI S	Opponent	Score	RPI S	Opponent	Score	RPI S	Opponent	Score
			42 A	Vanderbilt	0 4	72 H	Mercer	0 1	105 A	Illinois St.	0 3
									117 H	Missouri St.	1 1
									124 H	Southeast Mo. St.	1 2
									145 H	Middle Tenn.	1 5
									161 H	IUPUI	0 1
									176 H	UT Martin	1 1
									177 H	Drake	0 1
									215 A	Tennessee Tech	2 0
									260 A	Austin Peay	0 1
									261 A	Belmont	2 4
									264 A	UNI	1 0
									289 A	Indiana St.	0 0
									318 A	Valparaiso	0 1
<hr/>											
LAST 10 GAMES											
			264 A	UNI	1 0	289 A	Indiana St.	0 0			
			318 A	Valparaiso	0 1	161 H	IUPUI	0 1			
			117 H	Missouri St.	1 1	72 H	Mercer	0 1			
			177 H	Drake	0 1	260 A	Austin Peay	0 1			
			105 A	Illinois St.	0 3	215 A	Tennessee Tech	2 0			

Non-Div. I Games:

Evansville

Average RPI Win:	265	WON-LOST RECORD	WINNING PCT. RANK	LAST 10 GAMES	STRENGTH OF SCHEDULE	OPP. STRENGTH OF SCHEDULE	TEAM RPI	ADJ RPI	CONF. RPI	ADJ CONF. RPI	
DIV. I ONLY		4-13-1	.25 294	2-8-0	220	148	286	.42317 283	11	11	
DIV. I NON-CONF.		3-5-1	.38889 214	1-0-0	255	249	268	.43252 268	10	10	
<hr/>											
TOTALS	RPI 1-25	RPI 26-50		W-L RECORDS	RPI 51-100		RPI 101-150		RPI 150+		
4-13-1	0-1-0	0-0-0		OVERALL	0-4-0		0-2-1		4-6-0		
3-7-0	0-1-0	0-0-0		HOME	0-3-0		0-1-0		3-2-0		
1-6-1	0-0-0	0-0-0		AWAY	0-1-0		0-1-1		1-4-0		
0-0-0	0-0-0	0-0-0		NEUTRAL	0-0-0		0-0-0		0-0-0		
3-5-1	0-0-0	0-0-0		NON-CONFERENCE	0-2-0		0-0-1		3-3-0		
3-3-0	0-0-0	0-0-0		HOME	0-1-0		0-0-0		3-2-0		
0-2-1	0-0-0	0-0-		AWAY	0-1-0		0-0-1		0-1-0		
0-0-0	0-0-0	0-0-0		NEUTRAL	0-0-0		0-0-0		0-0-0		
1-8-0	0-1-0	0-0-0		CONFERENCE	0-2-0		0-2-0		1-3-0		
0-4-0	0-1-0	0-0-0		HOME	0-2-0		0-1-0		0-0-0		
1-4-0	0-0-0	0-0-0		AWAY	0-0-0		0-1-0		1-3-0		
0-0-0	0-0-0	0-0-0		NEUTRAL	0-0-0		0-0-0		0-0-0		
<hr/>											
RPI S	Opponent	Score	RPI S	Opponent	Score	RPI S	Opponent	Score	RPI S	Opponent	Score
22	H Hofstra	1 5				79	H UNCW	0 1	101	H Elon	1 3
						80	H Delaware	0 1	109	A Northeastern	0 6
						91	A Penn	0 2	114	A George Washington	2 2
						94	H Old Dominion	1 4	164	A William & Mary	1 2
									188	A James Madison	0 6
									204	H Richmond	3 0
									209	A Col. of Charleston	2 1
									235	H Bucknell	1 2
									243	A Drexel	0 2
									249	H Marist	0 3
									252	A George Mason	0 1
									323	H UMBC	1 0
									324	H Mt. St. Mary's	2 0
<hr/>											
LAST 10 GAMES											
209	A Col. of Charleston	2 1	243	A Drexel	0 2						
22	H Hofstra	1 5	79	H UNCW	0 1						
80	H Delaware	0 1	164	A William & Mary	1 2						
188	A James Madison	0 6	109	A Northeastern	0 6						
101	H Elon	1 3	204	H Richmond	3 0						

Non-Div. I Games:

Towson

Average RPI Win:	301	WON-LOST RECORD	WINNING PCT. RANK	LAST 10 GAMES	STRENGTH OF SCHEDULE	OPP. STRENGTH OF SCHEDULE	TEAM RPI	ADJ RPI	CONF. RPI	ADJ CONF. RPI	
Average RPI Loss:	182										
DIV. I ONLY	7-8-1	.46875	189	6-3-1	320	318	283	.42282	284	31	31
DIV. I NON-CONF.	1-5-1	.21429	294	0-0-1	234	120	293	.40887	293	31	31
<hr/>											
TOTALS	RPI 1-25	RPI 26-50		W-L RECORDS		RPI 51-100		RPI 101-150		RPI 150+	
7-8-1	0-0-0	0-0-0		OVERALL		0-1-0		0-4-0		7-3-1	
3-4-1	0-0-0	0-0-0		HOME		0-0-0		0-1-0		3-3-1	
4-4-0	0-0-0	0-0-0		AWAY		0-1-0		0-3-0		4-0-0	
0-0-0	0-0-0	0-0-0		NEUTRAL		0-0-0		0-0-0		0-0-0	
1-5-1	0-0-0	0-0-0		NON-CONFERENCE		0-1-0		0-4-0		1-0-1	
1-1-1	0-0-0	0-0-0		HOME		0-0-0		0-1-0		1-0-1	
0-4-0	0-0-0	0-0-		AWAY		0-1-0		0-3-0		0-0-0	
0-0-0	0-0-0	0-0-0		NEUTRAL		0-0-0		0-0-0		0-0-0	
6-3-0	0-0-0	0-0-0		CONFERENCE		0-0-0		0-0-0		6-3-0	
2-3-0	0-0-0	0-0-0		HOME		0-0-0		0-0-0		2-3-0	
4-0-0	0-0-0	0-0-0		AWAY		0-0-0		0-0-0		4-0-0	
0-0-0	0-0-0	0-0-0		NEUTRAL		0-0-0		0-0-0		0-0-0	
RPI S	Opponent	Score	RPI S	Opponent	Score	RPI S	Opponent	Score	RPI S	Opponent	Score
						70 A	Mississippi St.	0 4	111 A	Kennesaw St.	0 3
									112 A	Western Ky.	1 7
									135 A	Georgia St.	0 5
									144 H	Chattanooga	1 4
									214 H	Howard	2 1
									278 H	North Ala.	2 1
									281 A	Grambling	1 0
									287 H	Prairie View	0 2
									299 H	Texas Southern	1 2
									300 H	Jackson St.	1 3
									303 H	La.-Monroe	0 0
									327 H	Southern U.	3 0
									332 A	Ark.-Pine Bluff	4 1
									337 A	Mississippi Val.	5 2
									338 A	Alcorn	3 0
LAST 10 GAMES											
			214 H	Howard	2 1	300 H	Jackson St.	1 3			
			299 H	Texas Southern	1 2	327 H	Southern U.	3 0			
			287 H	Prairie View	0 2	281 A	Grambling	1 0			
			338 A	Alcorn	3 0	332 A	Ark.-Pine Bluff	4 1			
			337 A	Mississippi Val.	5 2	303 H	La.-Monroe	0 0			

Non-Div. I Games: Ala.-Huntsville 2 1

Alabama A&M

W
e
b
e
r
s
t

Weber St.

Average RPI Win:	269	WON-LOST RECORD	WINNING PCT. RANK	LAST 10 GAMES	STRENGTH OF SCHEDULE	OPP. STRENGTH OF SCHEDULE	TEAM RPI	ADJ RPI	CONF. RPI	ADJ CONF. RPI	
Average RPI Loss:	168										
DIV. I ONLY	4-12-2	.27778	282	3-5-2	209	266	288	.42147	286	28	28
DIV. I NON-CONF.	2-7-0	.22222	289	1-0-0	77	223	230	.45793	234	26	26
<hr/>											
TOTALS	RPI 1-25	RPI 26-50		W-L RECORDS	RPI 51-100		RPI 101-150		RPI 150+		
4-12-2	0-0-0	0-1-0		OVERALL	0-2-0		0-1-0		4-8-2		
2-6-1	0-0-0	0-0-0		HOME	0-2-0		0-1-0		2-3-1		
2-6-1	0-0-0	0-1-0		AWAY	0-0-0		0-0-0		2-5-1		
0-0-0	0-0-0	0-0-0		NEUTRAL	0-0-0		0-0-0		0-0-0		
<hr/>											
2-7-0	0-0-0	0-1-0		NON-CONFERENCE	0-2-0		0-1-0		2-3-0		
1-4-0	0-0-0	0-0-0		HOME	0-2-0		0-1-0		1-1-0		
1-3-0	0-0-0	0-0-		AWAY	0-0-0		0-0-0		1-2-0		
0-0-0	0-0-0	0-0-0		NEUTRAL	0-0-0		0-0-0		0-0-0		
<hr/>											
2-5-2	0-0-0	0-0-0		CONFERENCE	0-0-0		0-0-0		2-5-2		
1-2-1	0-0-0	0-0-0		HOME	0-0-0		0-0-0		1-2-1		
1-3-1	0-0-0	0-0-0		AWAY	0-0-0		0-0-0		1-3-1		
0-0-0	0-0-0	0-0-0		NEUTRAL	0-0-0		0-0-0		0-0-0		
<hr/>											
RPI S	Opponent	Score	RPI S	Opponent	Score	RPI S	Opponent	Score	RPI S	Opponent	Score
			43 A	Oregon St.	1 2	70 H	Mississippi St.	1 2	130 H	UC Santa Barbara	0 3
						82 H	Boise St.	0 1	151 A	California Baptist	0 2
									156 H	Seattle U	0 3
									159 A	Sacramento St.	0 1
									175 A	Eastern Wash.	1 3
									197 H	Montana	0 1
									223 H	North Dakota	2 1
									241 A	CSU Bakersfield	1 0
									257 H	Northern Colo.	1 1
									262 A	UC Riverside	0 1
									267 H	Northern Ariz.	1 2
									285 A	Weber St.	1 1
									305 A	Portland St.	1 0
									308 H	Southern Utah	2 1
									320 A	Idaho St.	1 2
			LAST 10 GAMES								
			305 A	Portland St.	1 0	285 A	Weber St.	1 1			
			159 A	Sacramento St.	0 1	175 A	Eastern Wash.	1 3			
			308 H	Southern Utah	2 1	257 H	Northern Colo.	1 1			
			267 H	Northern Ariz.	1 2	197 H	Montana	0 1			
			320 A	Idaho St.	1 2	223 H	North Dakota	2 1			

Non-Div. I Games: Oregon Tech 3 0

Idaho

Average RPI Win:	317	WON-LOST RECORD	WINNING PCT. RANK	LAST 10 GAMES	STRENGTH OF SCHEDULE	OPP. STRENGTH OF SCHEDULE	TEAM RPI	ADJ RPI	CONF. RPI	ADJ CONF. RPI		
DIV. I ONLY		9-7-0	.5625 134	8-2-0	334	333	287	.42081 287	31	31		
DIV. I NON-CONF.		1-6-0	.14286 311	0-1-0	292	289	328	.34384 328	31	31		
<hr/>												
TOTALS	RPI 1-25	RPI 26-50		W-L RECORDS	RPI 51-100		RPI 101-150		RPI 150+			
9-7-0	0-0-0	0-0-0		OVERALL	0-0-0		0-0-0		9-7-0			
5-2-0	0-0-0	0-0-0		HOME	0-0-0		0-0-0		5-2-0			
4-5-0	0-0-0	0-0-0		AWAY	0-0-0		0-0-0		4-5-0			
0-0-0	0-0-0	0-0-0		NEUTRAL	0-0-0		0-0-0		0-0-0			
<hr/>												
1-6-0	0-0-0	0-0-0		NON-CONFERENCE	0-0-0		0-0-0		1-6-0			
1-2-0	0-0-0	0-0-0		HOME	0-0-0		0-0-0		1-2-0			
0-4-0	0-0-0	0-0-		AWAY	0-0-0		0-0-0		0-4-0			
0-0-0	0-0-0	0-0-0		NEUTRAL	0-0-0		0-0-0		0-0-0			
<hr/>												
8-1-0	0-0-0	0-0-0		CONFERENCE	0-0-0		0-0-0		8-1-0			
4-0-0	0-0-0	0-0-0		HOME	0-0-0		0-0-0		4-0-0			
4-1-0	0-0-0	0-0-0		AWAY	0-0-0		0-0-0		4-1-0			
0-0-0	0-0-0	0-0-0		NEUTRAL	0-0-0		0-0-0		0-0-0			
<hr/>												
RPI S	Opponent	Score	RPI S	Opponent	Score	RPI S	Opponent	Score	RPI S	Opponent	Score	
						160 H A&M-Corpus Christi					0	1
						166 A Texas St.					0	1
						194 A McNeese					0	3
						214 A Howard					0	3
						239 A Incarnate Word					0	3
						242 H Sam Houston St.					0	1
						281 H Grambling					2	0
						284 A Alabama A&M					2	0
						300 A Jackson St.					1	0
						314 A Houston Baptist					0	5
						326 A Alabama St.					2	1
						327 A Southern U.					3	0
						331 H Nicholls St.					2	1
						332 H Ark.-Pine Bluff					3	0
						337 H Mississippi Val.					3	0
						338 H Alcorn					5	0
						<hr/>						
			LAST 10 GAMES									
			281 H Grambling			2	0	300 A Jackson St.			1	0
			332 H Ark.-Pine Bluff			3	0	214 A Howard			0	3
			326 A Alabama St.			2	1	338 H Alcorn			5	0
			284 A Alabama A&M			2	0	337 H Mississippi Val.			3	0
			327 A Southern U.			3	0	242 H Sam Houston St.			0	1

Non-Div. I Games:

Prairie View

Average RPI Win: 307		WON-LOST	WINNING	LAST 10	STRENGTH OF	OPP. STRENGTH	TEAM	ADJ	CONF.	ADJ CONF.		
Average RPI Loss: 199		RECORD	PCT. RANK	GAMES	SCHEDULE	OF SCHEDULE	RPI	RPI	RPI	RPI		
DIV. I ONLY		5-8-4	.41176	224	1-5-4	303	300	285	.42074	288	21	21
DIV. I NON-CONF.		5-4-0	.55556	145	1-1-0	319	317	279	.42152	280	23	23
<hr/>												
TOTALS		RPI 1-25		RPI 26-50		W-L RECORDS		RPI 51-100		RPI 101-150		RPI 150+
5-8-4		0-0-0		0-0-0		OVERALL		0-1-0		0-1-0		5-6-4
2-5-2		0-0-0		0-0-0		HOME		0-1-0		0-1-0		2-3-2
3-3-2		0-0-0		0-0-0		AWAY		0-0-0		0-0-0		3-3-2
0-0-0		0-0-0		0-0-0		NEUTRAL		0-0-0		0-0-0		0-0-0
5-4-0		0-0-0		0-0-0		NON-CONFERENCE		0-0-0		0-1-0		5-3-0
2-3-0		0-0-0		0-0-0		HOME		0-0-0		0-1-0		2-2-0
3-1-0		0-0-0		0-0-		AWAY		0-0-0		0-0-0		3-1-0
0-0-0		0-0-0		0-0-0		NEUTRAL		0-0-0		0-0-0		0-0-0
0-4-4		0-0-0		0-0-0		CONFERENCE		0-1-0		0-0-0		0-3-4
0-2-2		0-0-0		0-0-0		HOME		0-1-0		0-0-0		0-1-2
0-2-2		0-0-0		0-0-0		AWAY		0-0-0		0-0-0		0-2-2
0-0-0		0-0-0		0-0-0		NEUTRAL		0-0-0		0-0-0		0-0-0
RPI	S	Opponent	Score	RPI	S	Opponent	Score	RPI	S	Opponent	Score	
						92 H Navy	0 1	114 H		George Washington	1 2	
								182 H		Army West Point	1 3	
								198 H		Holy Cross	1 1	
								202 H		Binghamton	1 3	
								204 A		Richmond	0 3	
								220 A		Boston U.	1 4	
								231 H		Colgate	2 2	
								235 A		Bucknell	1 1	
								247 A		Lafayette	1 1	
								248 A		Longwood	1 0	
								256 A		Loyola Maryland	1 3	
								313 A		UNC Asheville	2 0	
								322 H		VMI	2 0	
								323 H		UMBC	1 0	
								324 H		Mt. St. Mary's	0 1	
								330 A		USC Upstate	2 1	
<hr/>												
LAST 10 GAMES												
						235 A Bucknell	1 1	198 H Holy Cross	1 1			
						92 H Navy	0 1	256 A Loyola Maryland	1 3			
						182 H Army West Point	1 3	231 H Colgate	2 2			
						247 A Lafayette	1 1	220 A Boston U.	1 4			
						323 H UMBC	1 0	324 H Mt. St. Mary's	0 1			

Non-Div. I Games:

American

Average RPI Win:	271	WON-LOST	WINNING	LAST 10	STRENGTH OF	OPP. STRENGTH	TEAM	ADJ	CONF.	ADJ CONF.	
Average RPI Loss:	153	RECORD	PCT. RANK	GAMES	SCHEDULE	OF SCHEDULE	RPI	RPI	RPI	RPI	
DIV. I ONLY	3-10-2	.26667	285	3-5-2	199	254	284	.42037	289	20	20
DIV. I NON-CONF.	2-6-1	.27778	272	2-1-1	116	299	243	.44736	249	16	17
<hr/>											
TOTALS	RPI 1-25	RPI 26-50		W-L RECORDS	RPI 51-100		RPI 101-150		RPI 150+		
3-10-2	0-0-0	0-1-0		OVERALL	0-3-0		0-2-0		3-4-2		
2-4-2	0-0-0	0-0-0		HOME	0-1-0		0-1-0		2-2-2		
1-6-0	0-0-0	0-1-0		AWAY	0-2-0		0-1-0		1-2-0		
0-0-0	0-0-0	0-0-0		NEUTRAL	0-0-0		0-0-0		0-0-0		
2-6-1	0-0-0	0-1-0		NON-CONFERENCE	0-2-0		0-1-0		2-2-1		
1-3-1	0-0-0	0-0-0		HOME	0-1-0		0-0-0		1-2-1		
1-3-0	0-0-0	0-0-		AWAY	0-1-0		0-1-0		1-0-0		
0-0-0	0-0-0	0-0-0		NEUTRAL	0-0-0		0-0-0		0-0-0		
1-4-1	0-0-0	0-0-0		CONFERENCE	0-1-0		0-1-0		1-2-1		
1-1-1	0-0-0	0-0-0		HOME	0-0-0		0-1-0		1-0-1		
0-3-0	0-0-0	0-0-0		AWAY	0-1-0		0-0-0		0-2-0		
0-0-0	0-0-0	0-0-0		NEUTRAL	0-0-0		0-0-0		0-0-0		
RPI S	Opponent	Score	RPI S	Opponent	Score	RPI S	Opponent	Score	RPI S	Opponent	Score
			45 A	Saint Louis	1 2	52 H	Milwaukee	0 2	105 H	Illinois St.	0 3
						76 A	Loyola Chicago	1 2	150 A	Central Mich.	1 2
						98 A	UMKC	0 1	174 A	Dayton	1 0
									177 A	Drake	0 1
									236 H	SIUE	0 4
									261 H	Belmont	1 1
									264 A	UNI	1 2
									282 H	Evansville	0 0
									318 H	Valparaiso	3 2
									321 H	Purdue Fort Wayne	3 0
									325 H	Detroit Mercy	1 3
<hr/>											
LAST 10 GAMES											
			76 A	Loyola Chicago	1 2	282 H	Evansville	0 0			
			177 A	Drake	0 1	321 H	Purdue Fort Wayne	3 0			
			105 H	Illinois St.	0 3	261 H	Belmont	1 1			
			264 A	UNI	1 2	325 H	Detroit Mercy	1 3			
			318 H	Valparaiso	3 2	174 A	Dayton	1 0			

Non-Div. I Games:

Indiana St.

Average RPI Win:	297	WON-LOST	WINNING	LAST 10	STRENGTH OF	OPP. STRENGTH	TEAM	ADJ	CONF.	ADJ CONF.	
Average RPI Loss:	157	RECORD	PCT. RANK	GAMES	SCHEDULE	OF SCHEDULE	RPI	RPI	RPI	RPI	
DIV. I ONLY	3-13-1	.20588	313	2-8-0	155	237	290	.41852	290	26	26
DIV. I NON-CONF.	1-5-1	.21429	294	0	100	224	242	.45008	242	24	24
<hr/>											
TOTALS	RPI 1-25	RPI 26-50		W-L RECORDS	RPI 51-100		RPI 101-150		RPI 150+		
3-13-1	0-1-0	0-1-0		OVERALL	0-1-0		0-3-0		3-7-1		
1-7-1	0-0-0	0-0-0		HOME	0-1-0		0-3-0		1-3-1		
2-6-0	0-1-0	0-1-0		AWAY	0-0-0		0-0-0		2-4-0		
0-0-0	0-0-0	0-0-0		NEUTRAL	0-0-0		0-0-0		0-0-0		
<hr/>											
1-5-1	0-1-0	0-1-0		NON-CONFERENCE	0-1-0		0-1-0		1-1-1		
1-2-1	0-0-0	0-0-0		HOME	0-1-0		0-1-0		1-0-1		
0-3-0	0-1-0	0-0-		AWAY	0-0-0		0-0-0		0-1-0		
0-0-0	0-0-0	0-0-0		NEUTRAL	0-0-0		0-0-0		0-0-0		
<hr/>											
2-8-0	0-0-0	0-0-0		CONFERENCE	0-0-0		0-2-0		2-6-0		
0-5-0	0-0-0	0-0-0		HOME	0-0-0		0-2-0		0-3-0		
2-3-0	0-0-0	0-0-0		AWAY	0-0-0		0-0-0		2-3-0		
0-0-0	0-0-0	0-0-0		NEUTRAL	0-0-0		0-0-0		0-0-0		
<hr/>											
RPI S	Opponent	Score	RPI S	Opponent	Score	RPI S	Opponent	Score	RPI S	Opponent	Score
25 A	Memphis	0 6	48 A	Tennessee	0 2	88 H	South Alabama	0 3	119 H	Lamar University	3 5
									120 H	Abilene Christian	0 1
									148 H	Louisiana Tech	0 1
									160 A	A&M-Corpus Christi	0 2
									183 H	Northwestern St.	0 1
									194 A	McNeese	0 1
									216 A	Little Rock	0 2
									239 H	Incarnate Word	0 1
									242 A	Sam Houston St.	0 2
									258 H	Central Ark.	1 2
									276 A	SFA	2 1
									300 H	Jackson St.	4 0
									303 H	La.-Monroe	1 1
									314 A	Houston Baptist	1 0

Non-Div. I Games:

Southeastern La.

Average RPI Win:	303	WON-LOST	WINNING	LAST 10	STRENGTH OF	OPP. STRENGTH	TEAM	ADJ	CONF.	ADJ CONF.	
Average RPI Loss:	185	RECORD	PCT. RANK	GAMES	SCHEDULE	OF SCHEDULE	RPI	RPI	RPI	RPI	
DIV. I ONLY	6-8-2	.4375	214	2-6-2	324	275	292	.41686	291	25	25
DIV. I NON-CONF.	5-2-0	.71429	70	1-0-0	333	277	259	.43782	258	28	28
<hr/>											
TOTALS	RPI 1-25	RPI 26-50		W-L RECORDS		RPI 51-100		RPI 101-150		RPI 150+	
6-8-2	0-0-0	0-0-0		OVERALL		0-1-0		0-2-0		6-5-2	
4-3-1	0-0-0	0-0-0		HOME		0-0-0		0-1-0		4-2-1	
2-5-1	0-0-0	0-0-0		AWAY		0-1-0		0-1-0		2-3-1	
0-0-0	0-0-0	0-0-0		NEUTRAL		0-0-0		0-0-0		0-0-0	
<hr/>											
5-2-0	0-0-0	0-0-0		NON-CONFERENCE		0-0-0		0-1-0		5-1-0	
4-0-0	0-0-0	0-0-0		HOME		0-0-0		0-0-0		4-0-0	
1-2-0	0-0-0	0-0-		AWAY		0-0-0		0-1-0		1-1-0	
0-0-0	0-0-0	0-0-0		NEUTRAL		0-0-0		0-0-0		0-0-0	
<hr/>											
1-6-2	0-0-0	0-0-0		CONFERENCE		0-1-0		0-1-0		1-4-2	
0-3-1	0-0-0	0-0-0		HOME		0-0-0		0-1-0		0-2-1	
1-3-1	0-0-0	0-0-0		AWAY		0-1-0		0-0-0		1-2-1	
0-0-0	0-0-0	0-0-0		NEUTRAL		0-0-0		0-0-0		0-0-0	
<hr/>											
RPI S	Opponent	Score	RPI S	Opponent	Score	RPI S	Opponent	Score	RPI S	Opponent	Score
						62 A Monmouth	0	6	101 A Elon	0	1
						116 H Fairfield	0	1			
						157 H Quinnipiac	0	3			
						196 H Rider	1	2			
						230 A Niagara	0	0			
						245 A Cleveland St.	2	0			
						274 A Robert Morris	1	3			
						275 A Siena	1	2			
						277 H St. Bonaventure	1	0			
						297 A Iona	0	1			
						311 A Manhattan	2	1			
						312 H Saint Peter's	2	2			
						318 H Valparaiso	1	0			
						329 H Hampton	1	0			
						335 H Delaware St.	1	0			
<hr/>											
			LAST 10 GAMES								
297 A Iona			0	1	116 H Fairfield	0	1				
196 H Rider			1	2	275 A Siena	1	2				
312 H Saint Peter's			2	2	311 A Manhattan	2	1				
230 A Niagara			0	0	157 H Quinnipiac	0	3				
62 A Monmouth			0	6	335 H Delaware St.	1	0				

Non-Div. I Games:

Canisius

Average RPI Win: 316		WON-LOST	WINNING	LAST 10	STRENGTH OF		OPP. STRENGTH	TEAM	ADJ		CONF.	ADJ CONF.
Average RPI Loss: 171		RECORD	PCT. RANK	GAMES	SCHEDULE		OF SCHEDULE	RPI	RPI		RPI	RPI
DIV. I ONLY		3-9-4	.3125	274	2-5-3		249	293	291		.41547	292
DIV. I NON-CONF.		1-4-1	.25	279	0-0-1		200	294	286		.41134	289
TOTALS		RPI 1-25	RPI 26-50		W-L RECORDS		RPI 51-100		RPI 101-150		RPI 150+	
3-9-4		0-0-0	0-0-0		OVERALL		0-3-0		0-2-0		3-4-4	
3-3-2		0-0-0	0-0-0		HOME		0-0-0		0-0-0		3-3-2	
0-6-2		0-0-0	0-0-0		AWAY		0-3-0		0-2-0		0-1-2	
0-0-0		0-0-0	0-0-0		NEUTRAL		0-0-0		0-0-0		0-0-0	
1-4-1		0-0-0	0-0-0		NON-CONFERENCE		0-3-0		0-0-0		1-1-1	
1-1-1		0-0-0	0-0-0		HOME		0-0-0		0-0-0		1-1-1	
0-3-0		0-0-0	0-0-		AWAY		0-3-0		0-0-0		0-0-0	
0-0-0		0-0-0	0-0-0		NEUTRAL		0-0-0		0-0-0		0-0-0	
2-5-3		0-0-0	0-0-0		CONFERENCE		0-0-0		0-2-0		2-3-3	
2-2-1		0-0-0	0-0-0		HOME		0-0-0		0-0-0		2-2-1	
0-3-2		0-0-0	0-0-0		AWAY		0-0-0		0-2-0		0-1-2	
0-0-0		0-0-0	0-0-0		NEUTRAL		0-0-0		0-0-0		0-0-0	
RPI S	Opponent	Score	RPI S	Opponent	Score	RPI S	Opponent	Score	RPI S	Opponent	Score	
						52 A	Milwaukee	2 5	121 A	Murray St.	0 1	
						56 A	Ball St.	0 6	124 A	Southeast Mo. St.	0 1	
						98 A	UMKC	1 2	176 A	UT Martin	0 0	
									215 H	Tennessee Tech	1 1	
									236 H	SIUE	2 3	
									260 A	Austin Peay	1 1	
									261 A	Belmont	0 1	
									270 H	Eastern Ky.	0 1	
									294 H	Southern Ill.	0 0	
									298 H	Morehead St.	3 0	
									316 H	Jacksonville St.	3 1	
									321 H	Purdue Fort Wayne	0 1	
									334 H	Chicago St.	3 1	
LAST 10 GAMES												
						121 A	Murray St.	0 1	298 H	Morehead St.	3 0	
						260 A	Austin Peay	1 1	316 H	Jacksonville St.	3 1	
						215 H	Tennessee Tech	1 1	261 A	Belmont	0 1	
						236 H	SIUE	2 3	270 H	Eastern Ky.	0 1	
						294 H	Southern Ill.	0 0	124 A	Southeast Mo. St.	0 1	

Non-Div. I Games:

Eastern Ill.

Average RPI Win: 319		WON-LOST	WINNING	LAST 10	STRENGTH OF	OPP. STRENGTH	TEAM	ADJ	CONF.	ADJ CONF.							
Average RPI Loss: 153		RECORD	PCT. RANK	GAMES	SCHEDULE	OF SCHEDULE	RPI	RPI	RPI	RPI							
DIV. I ONLY		7-8-1	.46875	189	3-6-1	329	301	296	.414	293	22	22					
DIV. I NON-CONF.		6-2-0	.75	49	2-0-0	336	316	272	.43029	270	27	27					
<hr/>																	
TOTALS		RPI 1-25		RPI 26-50		W-L RECORDS		RPI 51-100		RPI 101-150		RPI 150+					
7-8-1		0-1-0		0-0-0		OVERALL		0-1-0		0-2-0		7-4-1					
0-4-0		0-0-0		0-0-0		HOME		0-0-0		0-1-0		0-3-0					
7-4-1		0-1-0		0-0-0		AWAY		0-1-0		0-1-0		7-1-1					
0-0-0		0-0-0		0-0-0		NEUTRAL		0-0-0		0-0-0		0-0-0					
6-2-0		0-1-0		0-0-0		NON-CONFERENCE		0-0-0		0-0-0		6-1-0					
0-0-0		0-0-0		0-0-0		HOME		0-0-0		0-0-0		0-0-0					
6-2-0		0-1-0		0-0-		AWAY		0-0-0		0-0-0		6-1-0					
0-0-0		0-0-0		0-0-0		NEUTRAL		0-0-0		0-0-0		0-0-0					
1-6-1		0-0-0		0-0-0		CONFERENCE		0-1-0		0-2-0		1-3-1					
0-4-0		0-0-0		0-0-0		HOME		0-0-0		0-1-0		0-3-0					
1-2-1		0-0-0		0-0-0		AWAY		0-1-0		0-1-0		1-0-1					
0-0-0		0-0-0		0-0-0		NEUTRAL		0-0-0		0-0-0		0-0-0					
RPI	S	Opponent		Score		RPI	S	Opponent		Score		RPI	S	Opponent	Score		
8	A	Wisconsin		0 2								142	A	Northern Ky.		1 5	
												147	H	UIC		1 4	
												184	H	Wright St.		0 1	
												210	A	Saint Mary's (CA)		0 1	
												237	H	Oakland		0 2	
												245	H	Cleveland St.		0 3	
												255	A	UC Davis		1 0	
												317	A	Youngstown St.		2 1	
												318	A	Valparaiso		1 0	
												325	A	Detroit Mercy		0 0	
												332	A	Ark.-Pine Bluff		5 1	
												334	A	Chicago St.		2 0	
												337	A	Mississippi Val.		4 0	
												338	A	Alcorn		8 0	
<hr/>																	
LAST 10 GAMES																	
142 A Northern Ky.						1 5		52 A Milwaukee						0 1			
147 H UIC						1 4		325 A Detroit Mercy						0 0			
237 H Oakland						0 2		245 H Cleveland St.						0 3			
317 A Youngstown St.						2 1		338 A Alcorn						8 0			
184 H Wright St.						0 1		337 A Mississippi Val.						4 0			

Non-Div. I Games: Northern St. 0 1

Green Bay

Average RPI Win:	280	WON-LOST RECORD	WINNING PCT. RANK	LAST 10 GAMES	STRENGTH OF SCHEDULE	OPP. STRENGTH OF SCHEDULE	TEAM RPI	ADJ RPI	CONF. RPI	ADJ CONF. RPI		
DIV. I ONLY		2-10-2	.21429 311	1-8-1	149	307	293	.41334 294	32	32		
DIV. I NON-CONF.		2-10-2	.21429 294	1-8-1	166	309	284	.41334 285	32	32		
<hr/>												
TOTALS	RPI 1-25	RPI 26-50		W-L RECORDS	RPI 51-100		RPI 101-150		RPI 150+			
2-10-2	0-0-0	0-0-0		OVERALL	0-0-0		0-4-0		2-6-2			
2-5-0	0-0-0	0-0-0		HOME	0-0-0		0-1-0		2-4-0			
0-5-2	0-0-0	0-0-0		AWAY	0-0-0		0-3-0		0-2-2			
0-0-0	0-0-0	0-0-0		NEUTRAL	0-0-0		0-0-0		0-0-0			
<hr/>												
2-10-2	0-0-0	0-0-0		NON-CONFERENCE	0-0-0		0-4-0		2-6-2			
2-5-0	0-0-0	0-0-0		HOME	0-0-0		0-1-0		2-4-0			
0-5-2	0-0-0	0-0-		AWAY	0-0-0		0-3-0		0-2-2			
0-0-0	0-0-0	0-0-0		NEUTRAL	0-0-0		0-0-0		0-0-0			
<hr/>												
0-0-0	0-0-0	0-0-0		CONFERENCE	0-0-0		0-0-0		0-0-0			
0-0-0	0-0-0	0-0-0		HOME	0-0-0		0-0-0		0-0-0			
0-0-0	0-0-0	0-0-0		AWAY	0-0-0		0-0-0		0-0-0			
0-0-0	0-0-0	0-0-0		NEUTRAL	0-0-0		0-0-0		0-0-0			
<hr/>												
RPI S	Opponent	Score	RPI S	Opponent	Score	RPI S	Opponent	Score	RPI S	Opponent	Score	
						106 A Dartmouth					0	5
						112 A Western Ky.					0	3
						124 A Southeast Mo. St.					0	2
						136 H Lipscomb					0	6
						155 A Colorado Col.					0	2
						161 H IUPUI					0	2
						191 H UTRGV					1	4
						193 A Ohio					0	7
						236 H SIUE					0	2
						261 H Belmont					1	0
						278 H North Ala.					1	3
						292 A Eastern Ill.					0	0
						298 H Morehead St.					2	1
						321 A Purdue Fort Wayne					1	1
<hr/>												
			LAST 10 GAMES									
			106 A Dartmouth			0	5	155 A Colorado Col.			0	2
			236 H SIUE			0	2	136 H Lipscomb			0	6
			292 A Eastern Ill.			0	0	298 H Morehead St.			2	1
			124 A Southeast Mo. St.			0	2	112 A Western Ky.			0	3
			191 H UTRGV			1	4	193 A Ohio			0	7

Non-Div. I Games:	Ill.-Springfield	2	0	Rose-Hulman	1	0
--------------------------	-------------------------	----------	----------	--------------------	----------	----------

Southern Ill.

Average RPI Win: 247		WON-LOST	WINNING	LAST 10	STRENGTH OF		OPP. STRENGTH	TEAM	ADJ		CONF.	ADJ CONF.	
Average RPI Loss: 172		RECORD	PCT. RANK	GAMES	SCHEDULE		OF SCHEDULE	RPI	RPI		RPI	RPI	
DIV. I ONLY		4-12-1	.26471	288	3-6-1		259	195	298	.4123	295	18	18
DIV. I NON-CONF.		1-6-0	.14286	311	0		236	196	311	.38546	308	17	16
TOTALS		RPI 1-25	RPI 26-50		W-L RECORDS		RPI 51-100		RPI 101-150		RPI 150+		
4-12-1	0-0-0	0-0-0		OVERALL		0-2-0		0-2-0		4-8-1			
2-5-0	0-0-0	0-0-0		HOME		0-1-0		0-2-0		2-2-0			
2-7-1	0-0-0	0-0-0		AWAY		0-1-0		0-0-0		2-6-1			
0-0-0	0-0-0	0-0-0		NEUTRAL		0-0-0		0-0-0		0-0-0			
1-6-0	0-0-0	0-0-0		NON-CONFERENCE		0-1-0		0-0-0		1-5-0			
0-2-0	0-0-0	0-0-0		HOME		0-1-0		0-0-0		0-1-0			
1-4-0	0-0-0	0-0-		AWAY		0-0-0		0-0-0		1-4-0			
0-0-0	0-0-0	0-0-0		NEUTRAL		0-0-0		0-0-0		0-0-0			
3-6-1	0-0-0	0-0-0		CONFERENCE		0-1-0		0-2-0		3-3-1			
2-3-0	0-0-0	0-0-0		HOME		0-0-0		0-2-0		2-1-0			
1-3-1	0-0-0	0-0-0		AWAY		0-1-0		0-0-0		1-2-1			
0-0-0	0-0-0	0-0-0		NEUTRAL		0-0-0		0-0-0		0-0-0			
RPI S	Opponent	Score	RPI S	Opponent	Score	RPI S	Opponent	Score	RPI S	Opponent	Score		
						53 H	Xavier	0 1	149 H	Western Mich.	0 2		
						100 A	Bowling Green	0 3	150 H	Central Mich.	0 1		
									163 A	Ohio St.	0 1		
									169 A	Kentucky	0 3		
									174 A	Dayton	1 5		
									184 A	Wright St.	0 1		
									190 A	Buffalo	1 0		
									193 H	Ohio	2 5		
									234 A	Akron	0 2		
									238 H	Kent St.	2 0		
									245 H	Cleveland St.	0 1		
									246 A	Toledo	0 1		
									263 H	Eastern Mich.	3 1		
									273 A	Northern Ill.	1 1		
									298 A	Morehead St.	2 1		
LAST 10 GAMES													
						238 H	Kent St.	2 0	149 H	Western Mich.	0 2		
						193 H	Ohio	2 5	234 A	Akron	0 2		
						246 A	Toledo	0 1	190 A	Buffalo	1 0		
						100 A	Bowling Green	0 3	150 H	Central Mich.	0 1		
						273 A	Northern Ill.	1 1	263 H	Eastern Mich.	3 1		

Non-Div. I Games:

Miami (OH)

Average RPI Win: 284		WON-LOST	WINNING	LAST 10	STRENGTH OF		OPP. STRENGTH	TEAM	ADJ		CONF.	ADJ CONF.	
Average RPI Loss: 148		RECORD	PCT. RANK	GAMES	SCHEDULE		OF SCHEDULE	RPI	RPI		RPI	RPI	
DIV. I ONLY		3-10-2	.26667	285	1-8-1		234	255	294	.41208	296	14	14
DIV. I NON-CONF.		2-2-2	.5	159	0-0-1		294	328	275	.42591	277	18	18
TOTALS		RPI 1-25	RPI 26-50		W-L RECORDS		RPI 51-100		RPI 101-150		RPI 150+		
3-10-2		0-0-0	0-0-0		OVERALL		0-5-0		0-2-0		3-3-2		
2-5-2		0-0-0	0-0-0		HOME		0-3-0		0-1-0		2-1-2		
1-5-0		0-0-0	0-0-0		AWAY		0-2-0		0-1-0		1-2-0		
0-0-0		0-0-0	0-0-0		NEUTRAL		0-0-0		0-0-0		0-0-0		
2-2-2		0-0-0	0-0-0		NON-CONFERENCE		0-1-0		0-0-0		2-1-2		
2-1-2		0-0-0	0-0-0		HOME		0-1-0		0-0-0		2-0-2		
0-1-0		0-0-0	0-0-		AWAY		0-0-0		0-0-0		0-1-0		
0-0-0		0-0-0	0-0-0		NEUTRAL		0-0-0		0-0-0		0-0-0		
1-8-0		0-0-0	0-0-0		CONFERENCE		0-4-0		0-2-0		1-2-0		
0-4-0		0-0-0	0-0-0		HOME		0-2-0		0-1-0		0-1-0		
1-4-0		0-0-0	0-0-0		AWAY		0-2-0		0-1-0		1-1-0		
0-0-0		0-0-0	0-0-0		NEUTRAL		0-0-0		0-0-0		0-0-0		
RPI S	Opponent	Score	RPI S	Opponent	Score	RPI S	Opponent	Score	RPI S	Opponent	Score		
						63 H Furman	3 5	107 A Western Caro.			0 1		
						72 A Mercer	2 4	144 H Chattanooga			0 2		
						86 H Samford	0 6	223 H North Dakota			1 0		
						89 A UNC Greensboro	2 4	259 A Ga. Southern			0 4		
						92 H Navy	1 4	268 H Wofford			0 1		
								301 A ETSU			1 3		
								307 H Presbyterian			3 2		
								318 H Jacksonville			1 1		
								322 A VMI			2 0		
								330 H USC Upstate			1 1		
LAST 10 GAMES													
						268 H Wofford	0 1	86 H Samford			0 6		
						63 H Furman	3 5	72 A Mercer			2 4		
						301 A ETSU	1 3	322 A VMI			2 0		
						107 A Western Caro.	0 1	89 A UNC Greensboro			2 4		
						144 H Chattanooga	0 2	318 H Jacksonville			1 1		

Non-Div. I Games: Columbia Int'l 7 0 UNKNOWN 5 0

The Citadel

Average RPI Win:	284	WON-LOST RECORD	WINNING PCT. RANK	LAST 10 GAMES	STRENGTH OF SCHEDULE	OPP. STRENGTH OF SCHEDULE	TEAM RPI	ADJ RPI	CONF. RPI	ADJ CONF. RPI							
Average RPI Loss:	218																
DIV. I ONLY	6-11-2	.36842	245	4-5-1	299	308	295	.4101	297	25	25						
DIV. I NON-CONF.	3-6-1	.35	241	1-0-0	303	322	309	.38246	312	28	28						
<hr/>																	
TOTALS	RPI 1-25	RPI 26-50		W-L RECORDS		RPI 51-100		RPI 101-150		RPI 150+							
6-11-2	0-0-0	0-0-0		OVERALL		0-1-0		0-1-0		6-9-2							
5-5-0	0-0-0	0-0-0		HOME		0-1-0		0-0-0		5-4-0							
1-6-2	0-0-0	0-0-0		AWAY		0-0-0		0-1-0		1-5-2							
0-0-0	0-0-0	0-0-0		NEUTRAL		0-0-0		0-0-0		0-0-0							
<hr/>																	
3-6-1	0-0-0	0-0-0		NON-CONFERENCE		0-0-0		0-0-0		3-6-1							
2-3-0	0-0-0	0-0-0		HOME		0-0-0		0-0-0		2-3-0							
1-3-1	0-0-0	0-0-		AWAY		0-0-0		0-0-0		1-3-1							
0-0-0	0-0-0	0-0-0		NEUTRAL		0-0-0		0-0-0		0-0-0							
<hr/>																	
3-5-1	0-0-0	0-0-0		CONFERENCE		0-1-0		0-1-0		3-3-1							
3-2-0	0-0-0	0-0-0		HOME		0-1-0		0-0-0		3-1-0							
0-3-1	0-0-0	0-0-0		AWAY		0-0-0		0-1-0		0-2-1							
0-0-0	0-0-0	0-0-0		NEUTRAL		0-0-0		0-0-0		0-0-0							
<hr/>																	
RPI S	Opponent	Score	RPI S	Opponent	Score	RPI S	Opponent	Score	RPI S	Opponent	Score						
						62 H Monmouth 0 5			116 A Fairfield 1 8								
									157 H Quinnipiac 1 0								
									182 A Army West Point 1 1								
									195 H Bryant 1 2								
									199 A Central Conn. St. 0 4								
									201 A Cornell 1 3								
									230 A Niagara 0 1								
									232 H NJIT 1 4								
									249 A Marist 1 1								
									267 H Northern Ariz. 0 2								
									275 H Siena 1 2								
									277 H St. Bonaventure 3 1								
									291 H Canisius 1 0								
									306 A Wagner 2 3								
									311 A Manhattan 1 4								
									312 H Saint Peter's 1 0								
									333 H St. Francis Brooklyn 3 2								
									335 A Delaware St. 2 0								
						<hr/>											
									LAST 10 GAMES								
			291 H Canisius 1 0			311 A Manhattan 1 4											
			116 A Fairfield 1 8			275 H Siena 1 2											
			157 H Quinnipiac 1 0			335 A Delaware St. 2 0											
			62 H Monmouth 0 5			230 A Niagara 0 1											
			312 H Saint Peter's 1 0			249 A Marist 1 1											

Non-Div. I Games:

Iona

Average RPI Win: 283		WON-LOST	WINNING	LAST 10	STRENGTH OF		OPP. STRENGTH	TEAM	ADJ		CONF.	ADJ CONF.			
Average RPI Loss: 180		RECORD	PCT. RANK	GAMES	SCHEDULE		OF SCHEDULE	RPI	RPI		RPI	RPI			
DIV. I ONLY		4-12-2	.27778	282	3-6-1		250	250	297		.40948	298			
DIV. I NON-CONF.		2-6-0	.25	279	1-0-0		214	214	283		.41449	284			
TOTALS		RPI 1-25	RPI 26-50		W-L RECORDS		RPI 51-100		RPI 101-150		RPI 150+				
4-12-2		0-1-0	0-0-0		OVERALL		0-2-0		0-2-0		4-7-2				
3-6-1		0-0-0	0-0-0		HOME		0-1-0		0-2-0		3-3-1				
1-6-1		0-1-0	0-0-0		AWAY		0-1-0		0-0-0		1-4-1				
0-0-0		0-0-0	0-0-0		NEUTRAL		0-0-0		0-0-0		0-0-0				
2-6-0		0-1-0	0-0-0		NON-CONFERENCE		0-2-0		0-0-0		2-3-0				
2-3-0		0-0-0	0-0-0		HOME		0-1-0		0-0-0		2-2-0				
0-3-0		0-1-0	0-0-		AWAY		0-1-0		0-0-0		0-1-0				
0-0-0		0-0-0	0-0-0		NEUTRAL		0-0-0		0-0-0		0-0-0				
2-6-2		0-0-0	0-0-0		CONFERENCE		0-0-0		0-2-0		2-4-2				
1-3-1		0-0-0	0-0-0		HOME		0-0-0		0-2-0		1-1-1				
1-3-1		0-0-0	0-0-0		AWAY		0-0-0		0-0-0		1-3-1				
0-0-0		0-0-0	0-0-0		NEUTRAL		0-0-0		0-0-0		0-0-0				
RPI S	Opponent	Score		RPI S	Opponent	Score		RPI S	Opponent	Score		RPI S	Opponent	Score	
18 A	Louisville	0 3						66 H	Butler	0 3		121 H	Murray St.	1 2	
								93 A	Indiana	0 5		124 H	Southeast Mo. St.	1 5	
												176 H	UT Martin	1 2	
												184 H	Wright St.	1 2	
												215 A	Tennessee Tech	1 1	
												234 H	Akron	2 1	
												236 A	SIUE	0 6	
												260 A	Austin Peay	0 3	
												261 H	Belmont	1 0	
												270 H	Eastern Ky.	0 0	
												292 A	Eastern Ill.	0 3	
												294 A	Southern Ill.	1 2	
												295 H	Miami (OH)	1 2	
												316 A	Jacksonville St.	1 0	
												321 H	Purdue Fort Wayne	2 0	
LAST 10 GAMES															

Non-Div. I Games:

Morehead St.

Average RPI Win: 309		WON-LOST RECORD		WINNING PCT. RANK		LAST 10 GAMES		STRENGTH OF SCHEDULE		OPP. STRENGTH OF SCHEDULE		TEAM RPI		ADJ RPI		CONF. RPI		ADJ CONF. RPI	
DIV. I ONLY		6-9-1		.40625 228		5-4-1		312		325		302		.40945 299		31		31	
DIV. I NON-CONF.		1-6-0		.14286 311		0-1-0		131		209		282		.41776 282		31		31	
TOTALS		RPI 1-25		RPI 26-50		W-L RECORDS		RPI 51-100		RPI 101-150		RPI 150+							
6-9-1		0-0-0		0-0-0		OVERALL		0-2-0		0-1-0		6-6-1							
4-1-0		0-0-0		0-0-0		HOME		0-0-0		0-0-0		4-1-0							
2-7-1		0-0-0		0-0-0		AWAY		0-2-0		0-1-0		2-4-1							
0-1-0		0-0-0		0-0-0		NEUTRAL		0-0-0		0-0-0		0-1-0							
1-6-0		0-0-0		0-0-0		NON-CONFERENCE		0-2-0		0-1-0		1-3-0							
1-0-0		0-0-0		0-0-0		HOME		0-0-0		0-0-0		1-0-0							
0-5-0		0-0-0		0-0-		AWAY		0-2-0		0-1-0		0-2-0							
0-1-0		0-0-0		0-0-0		NEUTRAL		0-0-0		0-0-0		0-1-0							
5-3-1		0-0-0		0-0-0		CONFERENCE		0-0-0		0-0-0		5-3-1							
3-1-0		0-0-0		0-0-0		HOME		0-0-0		0-0-0		3-1-0							
2-2-1		0-0-0		0-0-0		AWAY		0-0-0		0-0-0		2-2-1							
0-0-0		0-0-0		0-0-0		NEUTRAL		0-0-0		0-0-0		0-0-0							
RPI S	Opponent	Score		RPI S	Opponent	Score		RPI S	Opponent	Score		RPI S	Opponent	Score					
								64 A	North Texas	0	5	119 A	Lamar University	0	5				
								69 A	SMU	0	9	160 A	A&M-Corpus Christi	0	5				
												214 A	Howard	0	1				
												228 N	Tulsa	0	7				
												239 H	Incarnate Word	2	1				
												276 A	SFA	0	4				
												281 H	Grambling	1	2				
												284 A	Alabama A&M	2	1				
												300 A	Jackson St.	0	1				
												326 A	Alabama St.	2	1				
												327 A	Southern U.	1	1				
												332 H	Ark.-Pine Bluff	2	0				
												337 H	Mississippi Val.	2	0				
												338 H	Alcorn	5	0				
LAST 10 GAMES																			

Non-Div. I Games:

Texas Southern

Average RPI Win:	307	WON-LOST RECORD	WINNING PCT. RANK	LAST 10 GAMES	STRENGTH OF SCHEDULE	OPP. STRENGTH OF SCHEDULE	TEAM RPI	ADJ RPI	CONF. RPI	ADJ CONF. RPI				
Average RPI Loss:	209													
DIV. I ONLY	5-11-0	.3125	274	5-5-0	243	332	299	.40867	300	31	31			
DIV. I NON-CONF.	0-8-0	0	331	0-2-0	151	269	316	.36902	316	31	31			
<hr/>														
TOTALS	RPI 1-25	RPI 26-50		W-L RECORDS	RPI 51-100		RPI 101-150		RPI 150+					
5-11-0	0-0-0	0-0-0		OVERALL	0-1-0		0-2-0		5-8-0					
2-3-0	0-0-0	0-0-0		HOME	0-0-0		0-0-0		2-3-0					
3-7-0	0-0-0	0-0-0		AWAY	0-0-0		0-2-0		3-5-0					
0-1-0	0-0-0	0-0-0		NEUTRAL	0-1-0		0-0-0		0-0-0					
<hr/>														
0-8-0	0-0-0	0-0-0		NON-CONFERENCE	0-1-0		0-2-0		0-5-0					
0-2-0	0-0-0	0-0-0		HOME	0-0-0		0-0-0		0-2-0					
0-5-0	0-0-0	0-0-		AWAY	0-0-0		0-2-0		0-3-0					
0-1-0	0-0-0	0-0-0		NEUTRAL	0-1-0		0-0-0		0-0-0					
<hr/>														
5-3-0	0-0-0	0-0-0		CONFERENCE	0-0-0		0-0-0		5-3-0					
2-1-0	0-0-0	0-0-0		HOME	0-0-0		0-0-0		2-1-0					
3-2-0	0-0-0	0-0-0		AWAY	0-0-0		0-0-0		3-2-0					
0-0-0	0-0-0	0-0-0		NEUTRAL	0-0-0		0-0-0		0-0-0					
<hr/>														
RPI S	Opponent	Score	RPI S	Opponent	Score	RPI S	Opponent	Score	RPI S	Opponent	Score			
						88 N	South Alabama	0 9	118 A	Arkansas St.	1 6			
						128 A	Troy	0 7						
						183 H	Northwestern St.	0 1						
						189 A	Southern Miss.	0 2						
						194 A	McNeese	0 2						
						214 A	Howard	0 4						
						278 H	North Ala.	0 1						
						281 A	Grambling	2 0						
						284 A	Alabama A&M	3 1						
						287 H	Prairie View	0 1						
						290 A	Southeastern La.	0 4						
						299 H	Texas Southern	1 0						
						326 A	Alabama St.	2 3						
						332 A	Ark.-Pine Bluff	1 0						
						337 H	Mississippi Val.	1 0						
<hr/>														
			LAST 10 GAMES											
			337 H Mississippi Val.			1 0			284 A Alabama A&M			3 1		
			332 A Ark.-Pine Bluff			1 0			326 A Alabama St.			2 3		
			281 A Grambling			2 0			214 A Howard			0 4		
			299 H Texas Southern			1 0			278 H North Ala.			0 1		
			287 H Prairie View			0 1			189 A Southern Miss.			0 2		

Non-Div. I Games:

Jackson St.

Average RPI Win: 324		WON-LOST	WINNING	LAST 10	STRENGTH OF	OPP. STRENGTH	TEAM	ADJ	CONF.	ADJ CONF.		
Average RPI Loss: 152		RECORD	PCT. RANK	GAMES	SCHEDULE	OF SCHEDULE	RPI	RPI	RPI	RPI		
DIV. I ONLY		4-10-4	.33333	260	2-6-2	289	296	301	.40722	301	14	14
DIV. I NON-CONF.		3-4-2	.44444	191	1-0-0	320	334	307	.38457	309	18	18
<hr/>												
TOTALS		RPI 1-25		RPI 26-50		W-L RECORDS		RPI 51-100		RPI 101-150		RPI 150+
4-10-4	0-0-0	0-0-0		OVERALL		0-5-0		0-1-1		4-4-3		
2-5-2	0-0-0	0-0-0		HOME		0-2-0		0-1-1		2-2-1		
2-5-2	0-0-0	0-0-0		AWAY		0-3-0		0-0-0		2-2-2		
0-0-0	0-0-0	0-0-0		NEUTRAL		0-0-0		0-0-0		0-0-0		
<hr/>												
3-4-2	0-0-0	0-0-0		NON-CONFERENCE		0-1-0		0-0-0		3-3-2		
1-2-1	0-0-0	0-0-0		HOME		0-0-0		0-0-0		1-2-1		
2-2-1	0-0-0	0-0-		AWAY		0-1-0		0-0-0		2-1-1		
0-0-0	0-0-0	0-0-0		NEUTRAL		0-0-0		0-0-0		0-0-0		
<hr/>												
1-6-2	0-0-0	0-0-0		CONFERENCE		0-4-0		0-1-1		1-1-1		
1-3-1	0-0-0	0-0-0		HOME		0-2-0		0-1-1		1-0-0		
0-3-1	0-0-0	0-0-0		AWAY		0-2-0		0-0-0		0-1-1		
0-0-0	0-0-0	0-0-0		NEUTRAL		0-0-0		0-0-0		0-0-0		
<hr/>												
RPI S	Opponent	Score	RPI S	Opponent	Score	RPI S	Opponent	Score	RPI S	Opponent	Score	
						63 A Furman	0	2	107 H Western Caro.	1	2	
						72 H Mercer	1	2	144 H Chattanooga	0	0	
						86 H Samford	1	2	178 H Radford	0	2	
						89 A UNC Greensboro	0	2	240 A Gardner-Webb	1	1	
						92 A Navy	1	2	254 A Winthrop	0	1	
						268 A Wofford	0	1	296 H The Citadel	3	1	
						313 H UNC Asheville	0	1	322 A VMI	0	0	
						329 H Hampton	2	1	330 H USC Upstate	0	0	
						335 A Delaware St.	5	2	336 A South Carolina St.	5	0	
						LAST 10 GAMES						
						89 A UNC Greensboro	0	2	63 A Furman	0	2	
						322 A VMI	0	0	144 H Chattanooga	0	0	
						296 H The Citadel	3	1	86 H Samford	1	2	
						72 H Mercer	1	2	336 A South Carolina St.	5	0	
268 A Wofford	0	1	107 H Western Caro.	1	2							

Non-Div. I Games: King (TN) 4 0

ETSU

Average RPI Win:	296	WON-LOST RECORD	WINNING PCT. RANK	LAST 10 GAMES	STRENGTH OF SCHEDULE	OPP. STRENGTH OF SCHEDULE	TEAM RPI	ADJ RPI	CONF. RPI	ADJ CONF. RPI	
Average RPI Loss:	162										
DIV. I ONLY	3-13-0	.1875	316	2-8-0	172	240	300	.40701	302	7	7
DIV. I NON-CONF.	3-7-0	.3	261	2-2-0	242	326	298	.40025	298	8	8
<hr/>											
TOTALS	RPI 1-25	RPI 26-50		W-L RECORDS	RPI 51-100		RPI 101-150		RPI 150+		
3-13-0	0-2-0	0-1-0		OVERALL	0-1-0		0-0-0		3-9-0		
1-6-0	0-1-0	0-0-0		HOME	0-1-0		0-0-0		1-4-0		
2-7-0	0-1-0	0-1-0		AWAY	0-0-0		0-0-0		2-5-0		
0-0-0	0-0-0	0-0-0		NEUTRAL	0-0-0		0-0-0		0-0-0		
<hr/>											
3-7-0	0-0-0	0-0-0		NON-CONFERENCE	0-0-0		0-0-0		3-7-0		
1-4-0	0-0-0	0-0-0		HOME	0-0-0		0-0-0		1-4-0		
2-3-0	0-0-0	0-0-		AWAY	0-0-0		0-0-0		2-3-0		
0-0-0	0-0-0	0-0-0		NEUTRAL	0-0-0		0-0-0		0-0-0		
<hr/>											
0-6-0	0-2-0	0-1-0		CONFERENCE	0-1-0		0-0-0		0-2-0		
0-2-0	0-1-0	0-0-0		HOME	0-1-0		0-0-0		0-0-0		
0-4-0	0-1-0	0-1-0		AWAY	0-0-0		0-0-0		0-2-0		
0-0-0	0-0-0	0-0-0		NEUTRAL	0-0-0		0-0-0		0-0-0		
<hr/>											
RPI S	Opponent	Score	RPI S	Opponent	Score	RPI S	Opponent	Score	RPI S	Opponent	Score
17 A	BYU	0 6	49 A	Pepperdine	0 4	58 H	San Francisco	2 3	151 A	California Baptist	0 1
24 H	Santa Clara	0 3							153 A	Fresno St.	2 4
									159 A	Sacramento St.	0 2
									210 A	Saint Mary's (CA)	0 1
									213 A	LMU (CA)	1 3
									241 H	CSU Bakersfield	1 2
									255 H	UC Davis	0 3
									266 H	Nevada	1 2
									267 H	Northern Ariz.	2 1
									305 H	Portland St.	0 1
									310 A	LIU Brooklyn	1 0
									311 A	Manhattan	1 0
<hr/>											
LAST 10 GAMES											
49 A Pepperdine 0 4						213 A LMU (CA) 1 3					
210 A Saint Mary's (CA) 0 1						151 A California Baptist 0 1					
58 H San Francisco 2 3						305 H Portland St. 0 1					
17 A BYU 0 6						310 A LIU Brooklyn 1 0					
24 H Santa Clara 0 3						311 A Manhattan 1 0					

Non-Div. I Games:

Pacific

Average RPI Win: 233		WON-LOST	WINNING	LAST 10	STRENGTH OF		OPP. STRENGTH	TEAM	ADJ		CONF.	ADJ CONF.	
Average RPI Loss: 187		RECORD	PCT. RANK	GAMES	SCHEDULE		OF SCHEDULE	RPI	RPI		RPI	RPI	
DIV. I ONLY		3-13-2	.22222	305	0-9-1		214	262	303	.40482	303	15	15
DIV. I NON-CONF.		3-3-2	.5	159	0-0-1		268	308	248	.44541	251	19	19
TOTALS		RPI 1-25	RPI 26-50		W-L RECORDS		RPI 51-100		RPI 101-150		RPI 150+		
3-13-2	0-0-0	0-0-0		OVERALL		0-1-0		0-4-0		3-8-2			
2-6-0	0-0-0	0-0-0		HOME		0-0-0		0-3-0		2-3-0			
1-7-2	0-0-0	0-0-0		AWAY		0-1-0		0-1-0		1-5-2			
0-0-0	0-0-0	0-0-0		NEUTRAL		0-0-0		0-0-0		0-0-0			
3-3-2	0-0-0	0-0-0		NON-CONFERENCE		0-0-0		0-1-0		3-2-2			
2-1-0	0-0-0	0-0-0		HOME		0-0-0		0-1-0		2-0-0			
1-2-2	0-0-0	0-0-		AWAY		0-0-0		0-0-0		1-2-2			
0-0-0	0-0-0	0-0-0		NEUTRAL		0-0-0		0-0-0		0-0-0			
0-10-0	0-0-0	0-0-0		CONFERENCE		0-1-0		0-3-0		0-6-0			
0-5-0	0-0-0	0-0-0		HOME		0-0-0		0-2-0		0-3-0			
0-5-0	0-0-0	0-0-0		AWAY		0-1-0		0-1-0		0-3-0			
0-0-0	0-0-0	0-0-0		NEUTRAL		0-0-0		0-0-0		0-0-0			
RPI S	Opponent	Score	RPI S	Opponent	Score	RPI S	Opponent	Score	RPI S	Opponent	Score		
						88 A	South Alabama	0 3	118 H	Arkansas St.	1 3		
									128 A	Troy	1 7		
									135 H	Georgia St.	0 2		
									148 H	Louisiana Tech	1 5		
									166 H	Texas St.	0 5		
									168 H	Coastal Caro.	0 1		
									183 H	Northwestern St.	1 0		
									189 H	Southern Miss.	1 0		
									216 A	Little Rock	0 4		
									218 H	Louisiana	0 2		
									253 A	Appalachian St.	0 3		
									258 A	Central Ark.	0 4		
									259 A	Ga. Southern	1 2		
									281 A	Grambling	2 3		
									284 A	Alabama A&M	0 0		
									290 A	Southeastern La.	1 1		
									327 A	Southern U.	5 1		
LAST 10 GAMES													
						168 H	Coastal Caro.	0 1	216 A	Little Rock	0 4		
						135 H	Georgia St.	0 2	166 H	Texas St.	0 5		
						259 A	Ga. Southern	1 2	128 A	Troy	1 7		
						253 A	Appalachian St.	0 3	88 A	South Alabama	0 3		
						218 H	Louisiana	0 2	284 A	Alabama A&M	0 0		

Non-Div. I Games:

La.-Monroe

Average RPI Win: 259		WON-LOST RECORD		WINNING PCT. RANK		LAST 10 GAMES		STRENGTH OF SCHEDULE		OPP. STRENGTH OF SCHEDULE		TEAM RPI		ADJ RPI		CONF. RPI		ADJ CONF. RPI	
DIV. I ONLY		1-13-1		.1 329		0-8-2		118		223		304		.40435 304		16		16	
DIV. I NON-CONF.		1-6-0		.14286 311		0-2-0		103		250		271		.42844 273		15		15	
TOTALS		RPI 1-25		RPI 26-50		W-L RECORDS		RPI 51-100		RPI 101-150		RPI 150+							
1-13-1		0-0-0		0-0-0		OVERALL		0-3-0		0-7-0		1-3-1							
0-5-1		0-0-0		0-0-0		HOME		0-2-0		0-2-0		0-1-1							
0-7-0		0-0-0		0-0-0		AWAY		0-1-0		0-4-0		0-2-0							
1-1-0		0-0-0		0-0-0		NEUTRAL		0-0-0		0-1-0		1-0-0							
1-6-0		0-0-0		0-0-0		NON-CONFERENCE		0-1-0		0-4-0		1-1-0							
0-2-0		0-0-0		0-0-0		HOME		0-0-0		0-1-0		0-1-0							
0-3-0		0-0-0		0-0-		AWAY		0-1-0		0-2-0		0-0-0							
1-1-0		0-0-0		0-0-0		NEUTRAL		0-0-0		0-1-0		1-0-0							
0-7-1		0-0-0		0-0-0		CONFERENCE		0-2-0		0-3-0		0-2-1							
0-3-1		0-0-0		0-0-0		HOME		0-2-0		0-1-0		0-0-1							
0-4-0		0-0-0		0-0-0		AWAY		0-0-0		0-2-0		0-2-0							
0-0-0		0-0-0		0-0-0		NEUTRAL		0-0-0		0-0-0		0-0-0							
RPI	S	Opponent		Score	RPI	S	Opponent		Score	RPI	S	Opponent		Score					
							77	H	FGCU	2	3		105	H	Illinois St.	2	3		
							88	A	South Alabama	1	5		108	A	UCF	0	5		
							96	H	Liberty	0	1		111	A	Kennesaw St.	0	3		
													113	A	Miami (FL)	0	4		
													122	H	North Florida	0	4		
													128	N	Troy	2	3		
													136	A	Lipscomb	0	2		
													232	A	NJIT	0	2		
													259	N	Ga. Southern	4	1		
													269	H	Grand Canyon	0	1		
													278	A	North Ala.	0	2		
													318	H	Jacksonville	0	0		
LAST 10 GAMES																			
							77	H	FGCU	2	3		111	A	Kennesaw St.	0	3		
							122	H	North Florida	0	4		318	H	Jacksonville	0	0		
							136	A	Lipscomb	0	2		232	A	NJIT	0	2		
							278	A	North Ala.	0	2		105	H	Illinois St.	2	3		
							96	H	Liberty	0	1		108	A	UCF	0	5		

Non-Div. I Games: Embry-Riddle (FL) 2 2 Rollins 3 2

Stetson

Average RPI Win: 299		WON-LOST	WINNING	LAST 10	STRENGTH OF		OPP. STRENGTH	TEAM	ADJ	CONF.	ADJ CONF.
Average RPI Loss: 174		RECORD	PCT. RANK	GAMES	SCHEDULE		OF SCHEDULE	RPI	RPI	RPI	RPI
DIV. I ONLY		4-14-0	.22222	305	4-6-0		254	238	306	.39907	305
DIV. I NON-CONF.		1-8-0	.11111	326	1-0-0		153	172	297	.40758	294
TOTALS		RPI 1-25	RPI 26-50		W-L RECORDS		RPI 51-100		RPI 101-150		RPI 150+
4-14-0	0-0-0	0-1-0		OVERALL		0-2-0		0-1-0		4-10-0	
2-6-0	0-0-0	0-1-0		HOME		0-0-0		0-1-0		2-4-0	
2-7-0	0-0-0	0-0-0		AWAY		0-2-0		0-0-0		2-5-0	
0-1-0	0-0-0	0-0-0		NEUTRAL		0-0-0		0-0-0		0-1-0	
1-8-0	0-0-0	0-1-0		NON-CONFERENCE		0-2-0		0-1-0		1-4-0	
0-3-0	0-0-0	0-1-0		HOME		0-0-0		0-1-0		0-1-0	
1-4-0	0-0-0	0-0-		AWAY		0-2-0		0-0-0		1-2-0	
0-1-0	0-0-0	0-0-0		NEUTRAL		0-0-0		0-0-0		0-1-0	
3-6-0	0-0-0	0-0-0		CONFERENCE		0-0-0		0-0-0		3-6-0	
2-3-0	0-0-0	0-0-0		HOME		0-0-0		0-0-0		2-3-0	
1-3-0	0-0-0	0-0-0		AWAY		0-0-0		0-0-0		1-3-0	
0-0-0	0-0-0	0-0-0		NEUTRAL		0-0-0		0-0-0		0-0-0	
RPI S	Opponent	Score	RPI S	Opponent	Score	RPI S	Opponent	Score	RPI S	Opponent	Score
			43 H	Oregon St.	0 3	59 A	Oregon	2 4	115 H	New Mexico	1 2
						82 A	Boise St.	0 2	153 N	Fresno St.	1 2
									156 A	Seattle U	0 1
									159 H	Sacramento St.	1 2
									175 H	Eastern Wash.	1 4
									197 A	Montana	0 4
									210 A	Saint Mary's (CA)	0 1
									255 H	UC Davis	0 2
									257 A	Northern Colo.	1 3
									267 H	Northern Ariz.	1 0
									285 A	Weber St.	0 1
									286 H	Idaho	0 1
									302 A	Pacific	1 0
									308 H	Southern Utah	3 2
									320 A	Idaho St.	3 2
LAST 10 GAMES											
			286 H	Idaho	0 1	267 H	Northern Ariz.	1 0			
			175 H	Eastern Wash.	1 4	308 H	Southern Utah	3 2			
			197 A	Montana	0 4	285 A	Weber St.	0 1			
			257 A	Northern Colo.	1 3	320 A	Idaho St.	3 2			
			159 H	Sacramento St.	1 2	302 A	Pacific	1 0			

Non-Div. I Games:

Portland St.

Average RPI Win: 313		WON-LOST RECORD		WINNING PCT. RANK		LAST 10 GAMES		STRENGTH OF SCHEDULE		OPP. STRENGTH OF SCHEDULE		TEAM RPI		ADJ RPI		CONF. RPI		ADJ CONF. RPI					
Average RPI Loss: 217																							
DIV. I ONLY		5-10-1		.34375 258		4-5-1		313		315		308		.3983 306		30		30					
DIV. I NON-CONF.		2-6-0		.25 279		1-1-0		277		288		310		.38648 307		30		30					
TOTALS		RPI 1-25		RPI 26-50		W-L RECORDS		RPI 51-100		RPI 101-150		RPI 150+											
5-10-1		0-0-0		0-0-0		OVERALL		0-0-0		0-1-0		5-9-1											
3-4-1		0-0-0		0-0-0		HOME		0-0-0		0-1-0		3-3-1											
2-6-0		0-0-0		0-0-0		AWAY		0-0-0		0-0-0		2-6-0											
0-0-0		0-0-0		0-0-0		NEUTRAL		0-0-0		0-0-0		0-0-0											
2-6-0		0-0-0		0-0-0		NON-CONFERENCE		0-0-0		0-1-0		2-5-0											
2-2-0		0-0-0		0-0-0		HOME		0-0-0		0-1-0		2-1-0											
0-4-0		0-0-0		0-0-		AWAY		0-0-0		0-0-0		0-4-0											
0-0-0		0-0-0		0-0-0		NEUTRAL		0-0-0		0-0-0		0-0-0											
3-4-1		0-0-0		0-0-0		CONFERENCE		0-0-0		0-0-0		3-4-1											
1-2-1		0-0-0		0-0-0		HOME		0-0-0		0-0-0		1-2-1											
2-2-0		0-0-0		0-0-0		AWAY		0-0-0		0-0-0		2-2-0											
0-0-0		0-0-0		0-0-0		NEUTRAL		0-0-0		0-0-0		0-0-0											
RPI	S	Opponent		Score		RPI	S	Opponent		Score		RPI	S	Opponent		Score		RPI	S	Opponent		Score	
														116	H	Fairfield	0	4					
														195	A	Bryant	0	1					
														196	A	Rider	2	3					
														199	A	Central Conn. St.	0	3					
														202	A	Binghamton	0	1					
														210	A	Saint Mary's (CA)	1	6					
														227	A	Temple	1	2					
														233	H	Rhode Island	0	1					
														251	H	Sacred Heart	2	2					
														274	H	Robert Morris	2	1					
														280	H	Saint Francis (PA)	1	3					
														297	H	Iona	3	2					
														310	H	LIU Brooklyn	0	1					
														324	A	Mt. St. Mary's	1	0					
														333	A	St. Francis Brooklyn	2	0					
														335	H	Delaware St.	5	0					
LAST 10 GAMES																							
														324	A	Mt. St. Mary's	1	0					
														310	H	LIU Brooklyn	0	1					
														195	A	Bryant	0	1					
														199	A	Central Conn. St.	0	3					
														280	H	Saint Francis (PA)	1	3					
														274	H	Robert Morris	2	1					
														251	H	Sacred Heart	2	2					
														333	A	St. Francis Brooklyn	2	0					
														227	A	Temple	1	2					
														297	H	Iona	3	2					

Non-Div. I Games:

Wagner

Average RPI Win:	303	WON-LOST	WINNING	LAST 10	STRENGTH OF	OPP. STRENGTH	TEAM	ADJ	CONF.	ADJ CONF.	
Average RPI Loss:	200	RECORD	PCT. RANK	GAMES	SCHEDULE	OF SCHEDULE	RPI	RPI	RPI	RPI	
DIV. I ONLY	5-12-0	.29412	279	4-6-0	287	309	305	.39619	307	29	29
DIV. I NON-CONF.	1-6-0	.14286	311	0	276	276	322	.35823	322	29	29
TOTALS	RPI 1-25	RPI 26-50	W-L RECORDS	RPI 51-100	RPI 101-150	RPI 150+					
5-12-0	0-0-0	0-0-0	OVERALL	0-1-0	0-3-0	5-8-0					
3-5-0	0-0-0	0-0-0	HOME	0-0-0	0-2-0	3-3-0					
2-7-0	0-0-0	0-0-0	AWAY	0-1-0	0-1-0	2-5-0					
0-0-0	0-0-0	0-0-0	NEUTRAL	0-0-0	0-0-0	0-0-0					
1-6-0	0-0-0	0-0-0	NON-CONFERENCE	0-1-0	0-2-0	1-3-0					
1-2-0	0-0-0	0-0-0	HOME	0-0-0	0-1-0	1-1-0					
0-4-0	0-0-0	0-0-	AWAY	0-1-0	0-1-0	0-2-0					
0-0-0	0-0-0	0-0-0	NEUTRAL	0-0-0	0-0-0	0-0-0					
4-6-0	0-0-0	0-0-0	CONFERENCE	0-0-0	0-1-0	4-5-0					
2-3-0	0-0-0	0-0-0	HOME	0-0-0	0-1-0	2-2-0					
2-3-0	0-0-0	0-0-0	AWAY	0-0-0	0-0-0	2-3-0					
0-0-0	0-0-0	0-0-0	NEUTRAL	0-0-0	0-0-0	0-0-0					
RPI S	Opponent	Score	RPI S	Opponent	Score	RPI S	Opponent	Score	RPI S	Opponent	Score
						63 A	Furman	0 5	111 A	Kennesaw St.	1 3
									122 H	North Florida	1 3
									125 H	Campbell	0 4
									171 H	High Point	1 3
									178 A	Radford	1 2
									240 H	Gardner-Webb	0 2
									248 H	Longwood	2 1
									254 A	Winthrop	0 2
									259 A	Ga. Southern	1 2
									268 H	Wofford	0 1
									272 A	Charleston So.	2 1
									296 A	The Citadel	2 3
									313 A	UNC Asheville	1 3
									329 A	Hampton	2 0
									330 H	USC Upstate	2 0
									336 H	South Carolina St.	3 2
LAST 10 GAMES											
						313 A	UNC Asheville	1 3	254 A	Winthrop	0 2
						125 H	Campbell	0 4	330 H	USC Upstate	2 0
						329 A	Hampton	2 0	178 A	Radford	1 2
						171 H	High Point	1 3	272 A	Charleston So.	2 1
						240 H	Gardner-Webb	0 2	248 H	Longwood	2 1

Non-Div. I Games:

Presbyterian

S
o
u
t
h
e
r
n
U
t
a
h

Southern Utah

Average RPI Win:	247	WON-LOST	WINNING	LAST 10	STRENGTH OF	OPP. STRENGTH	TEAM	ADJ	CONF.	ADJ CONF.	
Average RPI Loss:	148 <th>RECORD</th> <th>PCT. RANK</th> <th>GAMES</th> <th>SCHEDULE</th> <th>OF SCHEDULE</th> <th>RPI</th> <th>RPI</th> <th>RPI</th> <th>RPI</th>	RECORD	PCT. RANK	GAMES	SCHEDULE	OF SCHEDULE	RPI	RPI	RPI	RPI	
DIV. I ONLY	1-13-1	.1	329	0-10-0	153	162	307	.39419	309	8	8
DIV. I NON-CONF.	1-5-1	.21429	294	0-2-0	230	315	305	.38845	306	7	7
<hr/>											
TOTALS	RPI 1-25	RPI 26-50		W-L RECORDS		RPI 51-100		RPI 101-150		RPI 150+	
1-13-1	0-0-0	0-1-0		OVERALL		0-6-0		0-1-0		1-5-1	
1-6-1	0-0-0	0-0-0		HOME		0-3-0		0-1-0		1-2-1	
0-7-0	0-0-0	0-1-0		AWAY		0-3-0		0-0-0		0-3-0	
0-0-0	0-0-0	0-0-0		NEUTRAL		0-0-0		0-0-0		0-0-0	
<hr/>											
1-5-1	0-0-0	0-0-0		NON-CONFERENCE		0-1-0		0-0-0		1-4-1	
1-2-1	0-0-0	0-0-0		HOME		0-0-0		0-0-0		1-2-1	
0-3-0	0-0-0	0-0-		AWAY		0-1-0		0-0-0		0-2-0	
0-0-0	0-0-0	0-0-0		NEUTRAL		0-0-0		0-0-0		0-0-0	
<hr/>											
0-8-0	0-0-0	0-1-0		CONFERENCE		0-5-0		0-1-0		0-1-0	
0-4-0	0-0-0	0-0-0		HOME		0-3-0		0-1-0		0-0-0	
0-4-0	0-0-0	0-1-0		AWAY		0-2-0		0-0-0		0-1-0	
0-0-0	0-0-0	0-0-0		NEUTRAL		0-0-0		0-0-0		0-0-0	
<hr/>											
RPI S	Opponent	Score	RPI S	Opponent	Score	RPI S	Opponent	Score	RPI S	Opponent	Score
			35 A	Georgetown	0 4	53 A	Xavier	0 5	143 H	Marquette	0 5
						60 A	DePaul	0 4	199 H	Central Conn. St.	0 0
						66 H	Butler	0 3	229 A	St. John's (NY)	0 1
						80 A	Delaware	1 2	243 A	Drexel	0 1
						83 H	Villanova	1 5	247 H	Lafayette	1 0
						95 H	Creighton	0 1	256 A	Loyola Maryland	1 2
									275 H	Siena	1 2
									310 H	LIU Brooklyn	0 1
<hr/>											
LAST 10 GAMES											
			35 A	Georgetown	0 4	53 A	Xavier	0 5			
			95 H	Creighton	0 1	229 A	St. John's (NY)	0 1			
			60 A	DePaul	0 4	66 H	Butler	0 3			
			143 H	Marquette	0 5	80 A	Delaware	1 2			
			83 H	Villanova	1 5	243 A	Drexel	0 1			

Non-Div. I Games:

Seton Hall

Average RPI Win:	320	WON-LOST RECORD	WINNING PCT. RANK	LAST 10 GAMES	STRENGTH OF SCHEDULE	OPP. STRENGTH OF SCHEDULE	TEAM RPI	ADJ RPI	CONF. RPI	ADJ CONF. RPI		
Average RPI Loss:	189											
DIV. I ONLY		5-11-1	.32353	269	4-6-0	318	264	310	.39409	310	30	30
DIV. I NON-CONF.		1-6-1	.1875	303	0-1-0	237	145	301	.39497	302	30	30
<hr/>												
TOTALS	RPI 1-25	RPI 26-50		W-L RECORDS		RPI 51-100		RPI 101-150		RPI 150+		
5-11-1	0-0-0	0-1-0		OVERALL		0-1-0		0-1-0		5-8-1		
1-4-1	0-0-0	0-0-0		HOME		0-0-0		0-0-0		1-4-1		
4-7-0	0-0-0	0-1-0		AWAY		0-1-0		0-1-0		4-4-0		
0-0-0	0-0-0	0-0-0		NEUTRAL		0-0-0		0-0-0		0-0-0		
1-6-1	0-0-0	0-1-0		NON-CONFERENCE		0-1-0		0-1-0		1-3-1		
0-1-1	0-0-0	0-0-0		HOME		0-0-0		0-0-0		0-1-1		
1-5-0	0-0-0	0-0-		AWAY		0-1-0		0-1-0		1-2-0		
0-0-0	0-0-0	0-0-0		NEUTRAL		0-0-0		0-0-0		0-0-0		
4-5-0	0-0-0	0-0-0		CONFERENCE		0-0-0		0-0-0		4-5-0		
1-3-0	0-0-0	0-0-0		HOME		0-0-0		0-0-0		1-3-0		
3-2-0	0-0-0	0-0-0		AWAY		0-0-0		0-0-0		3-2-0		
0-0-0	0-0-0	0-0-0		NEUTRAL		0-0-0		0-0-0		0-0-0		
RPI	S	Opponent	Score	RPI	S	Opponent	Score	RPI	S	Opponent	Score	
				41	A	Harvard	0 5	99	A	San Diego St.	0 1	
								116	A	Fairfield	0 4	
								152	A	San Diego	0 3	
								180	H	Fairleigh Dickinson	0 2	
								182	A	Army West Point	0 2	
								199	A	Central Conn. St.	0 3	
								232	H	NJIT	1 1	
								251	A	Sacred Heart	0 2	
								274	H	Robert Morris	2 4	
								280	H	Saint Francis (PA)	0 2	
								302	H	Pacific	0 1	
								306	A	Wagner	1 0	
								309	A	Seton Hall	1 0	
								324	A	Mt. St. Mary's	4 0	
								328	H	Merrimack	4 0	
								333	A	St. Francis Brooklyn	3 2	
				LAST 10 GAMES								
				251	A	Sacred Heart	0 2	274	H	Robert Morris	2 4	
				306	A	Wagner	1 0	280	H	Saint Francis (PA)	0 2	
				199	A	Central Conn. St.	0 3	333	A	St. Francis Brooklyn	3 2	
				328	H	Merrimack	4 0	41	A	Harvard	0 5	
				324	A	Mt. St. Mary's	4 0	180	H	Fairleigh Dickinson	0 2	

Non-Div. I Games:

LIU Brooklyn

Average RPI Win:	275	WON-LOST RECORD	WINNING PCT. RANK	LAST 10 GAMES	STRENGTH OF SCHEDULE	OPP. STRENGTH OF SCHEDULE	TEAM RPI	ADJ RPI	CONF. RPI	ADJ CONF. RPI		
DIV. I ONLY		3-11-2	.25	294	2-6-2	266	304	309	.39237	311	25	25
DIV. I NON-CONF.		1-6-0	.14286	311	0-1-0	326	300	333	.31362	333	28	28
<hr/>												
TOTALS	RPI 1-25	RPI 26-50		W-L RECORDS		RPI 51-100		RPI 101-150		RPI 150+		
3-11-2	0-0-0	0-0-0		OVERALL		0-1-0		0-2-0		3-8-2		
3-3-1	0-0-0	0-0-0		HOME		0-0-0		0-0-0		3-3-1		
0-8-1	0-0-0	0-0-0		AWAY		0-1-0		0-2-0		0-5-1		
0-0-0	0-0-0	0-0-0		NEUTRAL		0-0-0		0-0-0		0-0-0		
<hr/>												
1-6-0	0-0-0	0-0-0		NON-CONFERENCE		0-0-0		0-1-0		1-5-0		
1-2-0	0-0-0	0-0-0		HOME		0-0-0		0-0-0		1-2-0		
0-4-0	0-0-0	0-0-		AWAY		0-0-0		0-1-0		0-3-0		
0-0-0	0-0-0	0-0-0		NEUTRAL		0-0-0		0-0-0		0-0-0		
<hr/>												
2-5-2	0-0-0	0-0-0		CONFERENCE		0-1-0		0-1-0		2-3-2		
2-1-1	0-0-0	0-0-0		HOME		0-0-0		0-0-0		2-1-1		
0-4-1	0-0-0	0-0-0		AWAY		0-1-0		0-1-0		0-2-1		
0-0-0	0-0-0	0-0-0		NEUTRAL		0-0-0		0-0-0		0-0-0		
<hr/>												
RPI	S	Opponent	Score	RPI	S	Opponent	Score	RPI	S	Opponent	Score	
								62	A	Monmouth	1	3
								116	A	Fairfield	0	2
								137	A	Stony Brook	1	2
								157	A	Quinnipiac	1	1
								196	H	Rider	3	1
								200	H	Fordham	0	1
								202	A	Binghamton	0	2
								207	A	Hartford	1	2
								230	A	Niagara	0	2
								249	A	Marist	1	2
								275	H	Siena	1	1
								291	H	Canisius	1	2
								297	H	Iona	4	1
								302	H	Pacific	0	1
								328	A	Merrimack	3	5
333	H	St. Francis Brooklyn	1	0								
<hr/>												
LAST 10 GAMES												
249 A Marist				1	2	297 H Iona				4	1	
157 A Quinnipiac				1	1	230 A Niagara				0	2	
275 H Siena				1	1	62 A Monmouth				1	3	
196 H Rider				3	1	291 H Canisius				1	2	
116 A Fairfield				0	2	328 A Merrimack				3	5	

Non-Div. I Games:

Manhattan

Average RPI Win:	313	WON-LOST	WINNING	LAST 10	STRENGTH OF	OPP. STRENGTH	TEAM	ADJ	CONF.	ADJ CONF.		
Average RPI Loss:	203	RECORD	PCT. RANK	GAMES	SCHEDULE	OF SCHEDULE	RPI	RPI	RPI	RPI		
DIV. I ONLY	3-12-1	.21875	308	1-8-1	241	313	312	.39168	312	25	25	
DIV. I NON-CONF.	2-5-0	.28571	264	0-1-0	301	329	317	.36864	317	28	28	
<hr/>												
TOTALS	RPI 1-25	RPI 26-50		W-L RECORDS		RPI 51-100		RPI 101-150		RPI 150+		
3-12-1	0-0-0	0-0-0		OVERALL		0-1-0		0-2-0		3-9-1		
2-8-0	0-0-0	0-0-0		HOME		0-1-0		0-2-0		2-5-0		
1-4-1	0-0-0	0-0-0		AWAY		0-0-0		0-0-0		1-4-1		
0-0-0	0-0-0	0-0-0		NEUTRAL		0-0-0		0-0-0		0-0-0		
<hr/>												
2-5-0	0-0-0	0-0-0		NON-CONFERENCE		0-0-0		0-1-0		2-4-0		
2-3-0	0-0-0	0-0-0		HOME		0-0-0		0-1-0		2-2-0		
0-2-0	0-0-0	0-0-		AWAY		0-0-0		0-0-0		0-2-0		
0-0-0	0-0-0	0-0-0		NEUTRAL		0-0-0		0-0-0		0-0-0		
<hr/>												
1-7-1	0-0-0	0-0-0		CONFERENCE		0-1-0		0-1-0		1-5-1		
0-5-0	0-0-0	0-0-0		HOME		0-1-0		0-1-0		0-3-0		
1-2-1	0-0-0	0-0-0		AWAY		0-0-0		0-0-0		1-2-1		
0-0-0	0-0-0	0-0-0		NEUTRAL		0-0-0		0-0-0		0-0-0		
<hr/>												
RPI	S	Opponent	Score	RPI	S	Opponent	Score	RPI	S	Opponent	Score	
				62 H Monmouth				0	2			
								116 H Fairfield	0	5		
								125 H Campbell	0	3		
								157 H Quinnipiac	0	1		
								196 A Rider	0	1		
								230 H Niagara	1	4		
								232 A NJIT	0	2		
								247 H Lafayette	0	6		
								249 H Marist	0	2		
								251 A Sacred Heart	0	1		
								271 H Maine	0	2		
								275 A Siena	1	0		
								291 A Canisius	2	2		
								297 A Iona	0	1		
								329 H Hampton	1	0		
				335 H Delaware St.	3	1						
<hr/>												
				LAST 10 GAMES								
				230 H Niagara	1	4	196 A Rider	0	1			
				249 H Marist	0	2	116 H Fairfield	0	5			
				291 A Canisius	2	2	275 A Siena	1	0			
				157 H Quinnipiac	0	1	62 H Monmouth	0	2			
				297 A Iona	0	1	251 A Sacred Heart	0	1			

Non-Div. I Games:

Saint Peter's

Average RPI Win:	317	WON-LOST RECORD	WINNING PCT. RANK	LAST 10 GAMES	STRENGTH OF SCHEDULE	OPP. STRENGTH OF SCHEDULE	TEAM RPI	ADJ RPI	CONF. RPI	ADJ CONF. RPI	
Average RPI Loss:	200										
DIV. I ONLY	4-13-0	.23529	298	3-7-0	271	299	313	.38948	313	29	29
DIV. I NON-CONF.	1-6-0	.14286	311	0	246	220	315	.37588	314	29	29
<hr/>											
TOTALS	RPI 1-25	RPI 26-50		W-L RECORDS	RPI 51-100		RPI 101-150		RPI 150+		
4-13-0	0-0-0	0-0-0		OVERALL	0-0-0		0-3-0		4-10-0		
2-7-0	0-0-0	0-0-0		HOME	0-0-0		0-1-0		2-6-0		
2-6-0	0-0-0	0-0-0		AWAY	0-0-0		0-2-0		2-4-0		
0-0-0	0-0-0	0-0-0		NEUTRAL	0-0-0		0-0-0		0-0-0		
1-6-0	0-0-0	0-0-0		NON-CONFERENCE	0-0-0		0-2-0		1-4-0		
0-4-0	0-0-0	0-0-0		HOME	0-0-0		0-1-0		0-3-0		
1-2-0	0-0-0	0-0-		AWAY	0-0-0		0-1-0		1-1-0		
0-0-0	0-0-0	0-0-0		NEUTRAL	0-0-0		0-0-0		0-0-0		
3-7-0	0-0-0	0-0-0		CONFERENCE	0-0-0		0-1-0		3-6-0		
2-3-0	0-0-0	0-0-0		HOME	0-0-0		0-0-0		2-3-0		
1-4-0	0-0-0	0-0-0		AWAY	0-0-0		0-1-0		1-3-0		
0-0-0	0-0-0	0-0-0		NEUTRAL	0-0-0		0-0-0		0-0-0		
RPI	S	Opponent	Score	RPI	S	Opponent	Score	RPI	S	Opponent	Score
								101	A	Elon	0 5
								107	H	Western Caro.	0 2
								125	A	Campbell	0 2
								171	H	High Point	1 2
								173	H	East Carolina	0 5
								178	A	Radford	0 1
								187	H	Davidson	0 2
								240	A	Gardner-Webb	0 2
								248	H	Longwood	1 2
								253	A	Appalachian St.	0 6
								254	A	Winthrop	0 2
								272	H	Charleston So.	2 4
								288	H	American	0 2
								301	A	ETSU	1 0
								307	H	Presbyterian	3 1
								329	A	Hampton	1 0
								330	H	USC Upstate	1 0
LAST 10 GAMES											
								307	H	Presbyterian	3 1
								254	A	Winthrop	0 2
								248	H	Longwood	1 2
								240	A	Gardner-Webb	0 2
								272	H	Charleston So.	2 4
								329	A	Hampton	1 0
								178	A	Radford	0 1
								171	H	High Point	1 2
								330	H	USC Upstate	1 0
								125	A	Campbell	0 2

Non-Div. I Games: Mars Hill 2 0

UNC Asheville

Average RPI Win:	309	WON-LOST	WINNING	LAST 10	STRENGTH OF	OPP. STRENGTH	TEAM	ADJ	CONF.	ADJ CONF.			
Average RPI Loss:	183	RECORD	PCT. RANK	GAMES	SCHEDULE	OF SCHEDULE	RPI	RPI	RPI	RPI			
DIV. I ONLY	2-15-0	.11765	325	1-9-0	193	265	319	.38693	314	26	26		
DIV. I NON-CONF.	1-6-0	.14286	311	0	82	243	264	.43635	263	24	24		
<hr/>													
TOTALS	RPI 1-25	RPI 26-50		W-L RECORDS		RPI 51-100		RPI 101-150		RPI 150+			
2-15-0	0-0-0	0-0-0		OVERALL		0-2-0		0-3-0		2-10-0			
2-6-0	0-0-0	0-0-0		HOME		0-1-0		0-2-0		2-3-0			
0-9-0	0-0-0	0-0-0		AWAY		0-1-0		0-1-0		0-7-0			
0-0-0	0-0-0	0-0-0		NEUTRAL		0-0-0		0-0-0		0-0-0			
<hr/>													
1-6-0	0-0-0	0-0-0		NON-CONFERENCE		0-2-0		0-1-0		1-3-0			
1-2-0	0-0-0	0-0-0		HOME		0-1-0		0-1-0		1-0-0			
0-4-0	0-0-0	0-0-		AWAY		0-1-0		0-0-0		0-3-0			
0-0-0	0-0-0	0-0-0		NEUTRAL		0-0-0		0-0-0		0-0-0			
<hr/>													
1-9-0	0-0-0	0-0-0		CONFERENCE		0-0-0		0-2-0		1-7-0			
1-4-0	0-0-0	0-0-0		HOME		0-0-0		0-1-0		1-3-0			
0-5-0	0-0-0	0-0-0		AWAY		0-0-0		0-1-0		0-4-0			
0-0-0	0-0-0	0-0-0		NEUTRAL		0-0-0		0-0-0		0-0-0			
<hr/>													
RPI S	Opponent	Score	RPI S	Opponent	Score	RPI S	Opponent	Score	RPI S	Opponent	Score		
						51 H	TCU	0	3	119 H	Lamar University	1	3
						64 A	North Texas	1	2	120 A	Abilene Christian	1	4
										127 H	UTSA	0	1
										166 A	Texas St.	1	2
										183 A	Northwestern St.	1	3
										190 A	Buffalo	0	3
										194 H	McNeese	0	2
										230 A	Niagara	0	1
										239 H	Incarnate Word	2	3
										242 A	Sam Houston St.	1	2
										258 A	Central Ark.	0	2
										276 A	SFA	0	1
										287 H	Prairie View	5	0
										290 H	Southeastern La.	0	1
										331 H	Nicholls St.	2	1
			LAST 10 GAMES										
			119 H Lamar University			1	3	331 H Nicholls St.			2	1	
			194 H McNeese			0	2	290 H Southeastern La.			0	1	
			183 A Northwestern St.			1	3	276 A SFA			0	1	
			258 A Central Ark.			0	2	242 A Sam Houston St.			1	2	
			239 H Incarnate Word			2	3	120 A Abilene Christian			1	4	

Non-Div. I Games:

Houston Baptist

Average RPI Win: 324		WON-LOST RECORD	WINNING PCT. RANK		LAST 10 GAMES	STRENGTH OF SCHEDULE	OPP. STRENGTH OF SCHEDULE	TEAM RPI	ADJ RPI		CONF. RPI	ADJ CONF. RPI
Average RPI Loss: 147												
DIV. I ONLY		2-14-0	.125	324	1-9-0	225	175	315	.38678	315	10	10
DIV. I NON-CONF.		2-5-0	.28571	264	1-0-0	296	272	313	.38079	313	11	11
<hr/>												
TOTALS		RPI 1-25		RPI 26-50		W-L RECORDS		RPI 51-100		RPI 101-150		RPI 150+
2-14-0		0-0-0		0-0-0		OVERALL		0-4-0		0-5-0		2-5-0
1-7-0		0-0-0		0-0-0		HOME		0-3-0		0-3-0		1-1-0
1-7-0		0-0-0		0-0-0		AWAY		0-1-0		0-2-0		1-4-0
0-0-0		0-0-0		0-0-0		NEUTRAL		0-0-0		0-0-0		0-0-0
2-5-0		0-0-0		0-0-0		NON-CONFERENCE		0-1-0		0-2-0		2-2-0
1-2-0		0-0-0		0-0-0		HOME		0-0-0		0-2-0		1-0-0
1-3-0		0-0-0		0-0-		AWAY		0-1-0		0-0-0		1-2-0
0-0-0		0-0-0		0-0-0		NEUTRAL		0-0-0		0-0-0		0-0-0
0-9-0		0-0-0		0-0-0		CONFERENCE		0-3-0		0-3-0		0-3-0
0-5-0		0-0-0		0-0-0		HOME		0-3-0		0-1-0		0-1-0
0-4-0		0-0-0		0-0-0		AWAY		0-0-0		0-2-0		0-2-0
0-0-0		0-0-0		0-0-0		NEUTRAL		0-0-0		0-0-0		0-0-0
RPI	S	Opponent	Score	RPI	S	Opponent	Score	RPI	S	Opponent	Score	
						64 H North Texas	0 7			106 H Dartmouth	0 7	
						74 H Rice	0 4			112 H Western Ky.	1 3	
						77 A FGCU	0 2			122 H North Florida	1 3	
						78 H Charlotte	0 2			145 A Middle Tenn.	1 3	
										148 A Louisiana Tech	1 3	
										172 A UTEP	1 3	
										189 A Southern Miss.	0 3	
										206 H Marshall	0 6	
										253 A Appalachian St.	1 2	
										316 A Jacksonville St.	0 2	
										318 H Jacksonville	3 0	
										330 A USC Upstate	3 0	
<hr/>												
LAST 10 GAMES												
						64 H North Texas	0 7			189 A Southern Miss.	0 3	
						74 H Rice	0 4			206 H Marshall	0 6	
						145 A Middle Tenn.	1 3			78 H Charlotte	0 2	
						112 H Western Ky.	1 3			172 A UTEP	1 3	
						148 A Louisiana Tech	1 3			330 A USC Upstate	3 0	

Non-Div. I Games:

FIU

Average RPI Win:	275	WON-LOST RECORD	WINNING PCT. RANK	LAST 10 GAMES	STRENGTH OF SCHEDULE	OPP. STRENGTH OF SCHEDULE	TEAM RPI	ADJ RPI	CONF. RPI	ADJ CONF. RPI	
DIV. I ONLY		4-14-0	.22222 305	1-9-0	273	295	316	.38674 316	27	27	
DIV. I NON-CONF.		3-5-0	.375 218	0	243	302	276	.42679 275	25	25	
<hr/>											
TOTALS	RPI 1-25	RPI 26-50	W-L RECORDS		RPI 51-100	RPI 101-150	RPI 150+				
4-14-0	0-0-0	0-1-0	OVERALL		0-1-0	1-3-0	3-9-0				
2-7-0	0-0-0	0-1-0	HOME		0-1-0	1-1-0	1-4-0				
2-7-0	0-0-0	0-0-0	AWAY		0-0-0	0-2-0	2-5-0				
0-0-0	0-0-0	0-0-0	NEUTRAL		0-0-0	0-0-0	0-0-0				
3-5-0	0-0-0	0-1-0	NON-CONFERENCE		0-1-0	0-2-0	3-1-0				
1-3-0	0-0-0	0-1-0	HOME		0-1-0	0-1-0	1-0-0				
2-2-0	0-0-0	0-0-	AWAY		0-0-0	0-1-0	2-1-0				
0-0-0	0-0-0	0-0-0	NEUTRAL		0-0-0	0-0-0	0-0-0				
1-9-0	0-0-0	0-0-0	CONFERENCE		0-0-0	1-1-0	0-8-0				
1-4-0	0-0-0	0-0-0	HOME		0-0-0	1-0-0	0-4-0				
0-5-0	0-0-0	0-0-0	AWAY		0-0-0	0-1-0	0-4-0				
0-0-0	0-0-0	0-0-0	NEUTRAL		0-0-0	0-0-0	0-0-0				
RPI S	Opponent	Score	RPI S	Opponent	Score	RPI S	Opponent	Score	RPI S	Opponent	Score
			34 H	Alabama	0 3	72 H	Mercer	0 3	121 H	Murray St.	3 2
									124 A	Southeast Mo. St.	0 2
									128 A	Troy	1 2
									136 H	Lipscomb	0 3
									176 A	UT Martin	0 4
									215 H	Tennessee Tech	0 1
									236 A	SIUE	1 6
									260 H	Austin Peay	2 3
									261 A	Belmont	1 4
									270 H	Eastern Ky.	0 1
									278 A	North Ala.	0 3
									292 A	Eastern Ill.	1 3
									298 H	Morehead St.	0 1
									315 H	FIU	2 0
									326 A	Alabama St.	3 2
									338 A	Alcorn	7 0
<hr/>											
LAST 10 GAMES											
			176 A	UT Martin	0 4	261 A	Belmont	1 4			
			124 A	Southeast Mo. St.	0 2	292 A	Eastern Ill.	1 3			
			121 H	Murray St.	3 2	236 A	SIUE	1 6			
			215 H	Tennessee Tech	0 1	298 H	Morehead St.	0 1			
			260 H	Austin Peay	2 3	270 H	Eastern Ky.	0 1			

Non-Div. I Games:

Jacksonville St.

Average RPI Win:	293	WON-LOST RECORD	WINNING PCT. RANK	LAST 10 GAMES	STRENGTH OF SCHEDULE	OPP. STRENGTH OF SCHEDULE	TEAM RPI	ADJ RPI	CONF. RPI	ADJ CONF. RPI		
Average RPI Loss:	209											
DIV. I ONLY	4-12-1	.26471	288	2-8-0	304	277	317	.38546	317	22	22	
DIV. I NON-CONF.	2-6-1	.27778	272	0-2-0	309	274	320	.36591	319	27	27	
<hr/>												
TOTALS	RPI 1-25	RPI 26-50		W-L RECORDS		RPI 51-100		RPI 101-150		RPI 150+		
4-12-1	0-0-0	0-0-0		OVERALL		0-0-0		0-2-0		4-10-1		
2-7-1	0-0-0	0-0-0		HOME		0-0-0		0-2-0		2-5-1		
2-5-0	0-0-0	0-0-0		AWAY		0-0-0		0-0-0		2-5-0		
0-0-0	0-0-0	0-0-0		NEUTRAL		0-0-0		0-0-0		0-0-0		
2-6-1	0-0-0	0-0-0		NON-CONFERENCE		0-0-0		0-0-0		2-6-1		
1-3-1	0-0-0	0-0-0		HOME		0-0-0		0-0-0		1-3-1		
1-3-0	0-0-0	0-0-		AWAY		0-0-0		0-0-0		1-3-0		
0-0-0	0-0-0	0-0-0		NEUTRAL		0-0-0		0-0-0		0-0-0		
2-6-0	0-0-0	0-0-0		CONFERENCE		0-0-0		0-2-0		2-4-0		
1-4-0	0-0-0	0-0-0		HOME		0-0-0		0-2-0		1-2-0		
1-2-0	0-0-0	0-0-0		AWAY		0-0-0		0-0-0		1-2-0		
0-0-0	0-0-0	0-0-0		NEUTRAL		0-0-0		0-0-0		0-0-0		
RPI	S	Opponent	Score	RPI	S	Opponent	Score	RPI	S	Opponent	Score	
								142	H	Northern Ky.	0	1
								147	H	UIC	0	3
								161	H	IUPUI	0	3
								169	A	Kentucky	0	3
								184	A	Wright St.	1	2
								206	A	Marshall	0	3
								219	A	Duquesne	0	6
								234	H	Akron	0	1
								237	A	Oakland	0	1
								238	H	Kent St.	2	4
								245	A	Cleveland St.	1	0
								263	H	Eastern Mich.	0	0
								277	H	St. Bonaventure	1	3
								280	A	Saint Francis (PA)	3	2
								293	H	Green Bay	1	2
								321	H	Purdue Fort Wayne	2	1
								325	H	Detroit Mercy	1	0
<hr/>												
LAST 10 GAMES												
								325	H	Detroit Mercy	1	0
								184	A	Wright St.	1	2
								147	H	UIC	0	3
								293	H	Green Bay	1	2
								142	H	Northern Ky.	0	1
								245	A	Cleveland St.	1	0
								161	H	IUPUI	0	3
								238	H	Kent St.	2	4
								237	A	Oakland	0	1
								219	A	Duquesne	0	6

Non-Div. I Games:

Youngstown St.

Average RPI Win:	0	WON-LOST	WINNING	LAST 10	STRENGTH OF	OPP. STRENGTH	TEAM	ADJ	CONF.	ADJ CONF.	
Average RPI Loss:	166	RECORD	PCT. RANK	GAMES	SCHEDULE	OF SCHEDULE	RPI	RPI	RPI	RPI	
DIV. I ONLY	0-13-3	.09375	332	0-8-2	184	209	318	.3831	318	16	16
DIV. I NON-CONF.	0-6-2	.125	324	0-1-1	204	236	308	.38389	310	15	15
TOTALS	RPI 1-25	RPI 26-50	W-L RECORDS		RPI 51-100	RPI 101-150		RPI 150+			
0-13-3	0-1-0	0-0-0	OVERALL		0-2-0	0-4-1		0-6-2			
0-7-1	0-1-0	0-0-0	HOME		0-1-0	0-3-1		0-2-0			
0-6-2	0-0-0	0-0-0	AWAY		0-1-0	0-1-0		0-4-2			
0-0-0	0-0-0	0-0-0	NEUTRAL		0-0-0	0-0-0		0-0-0			
0-6-2	0-1-0	0-0-0	NON-CONFERENCE		0-0-0	0-1-1		0-4-1			
0-3-1	0-1-0	0-0-0	HOME		0-0-0	0-1-1		0-1-0			
0-3-1	0-0-0	0-0-	AWAY		0-0-0	0-0-0		0-3-1			
0-0-0	0-0-0	0-0-0	NEUTRAL		0-0-0	0-0-0		0-0-0			
0-7-1	0-0-0	0-0-0	CONFERENCE		0-2-0	0-3-0		0-2-1			
0-4-0	0-0-0	0-0-0	HOME		0-1-0	0-2-0		0-1-0			
0-3-1	0-0-0	0-0-0	AWAY		0-1-0	0-1-0		0-1-1			
0-0-0	0-0-0	0-0-0	NEUTRAL		0-0-0	0-0-0		0-0-0			
RPI S	Opponent	Score	RPI S	Opponent	Score	RPI S	Opponent	Score	RPI S	Opponent	Score
12 H	South Carolina	0 6				77 A	FGCU	0 3	111 H	Kennesaw St.	0 1
						96 H	Liberty	0 2	122 A	North Florida	1 2
									128 H	Troy	0 1
									132 H	Air Force	0 0
									136 H	Lipscomb	1 2
									168 A	Coastal Caro.	1 3
									209 A	Col. of Charleston	0 1
									232 A	NJIT	0 1
									272 H	Charleston So.	1 3
									278 H	North Ala.	0 3
									296 A	The Citadel	1 1
									304 A	Stetson	0 0
									315 A	FIU	0 3
			LAST 10 GAMES								
			122 A	North Florida	1 2	304 A	Stetson	0 0			
			232 A	NJIT	0 1	111 H	Kennesaw St.	0 1			
			278 H	North Ala.	0 3	96 H	Liberty	0 2			
			136 H	Lipscomb	1 2	296 A	The Citadel	1 1			
			77 A	FGCU	0 3	209 A	Col. of Charleston	0 1			

Non-Div. I Games:

Jacksonville

Average RPI Win:	282	WON-LOST RECORD	WINNING PCT. RANK	LAST 10 GAMES	STRENGTH OF SCHEDULE	OPP. STRENGTH OF SCHEDULE	TEAM RPI	ADJ RPI	CONF. RPI	ADJ CONF. RPI			
Average RPI Loss:	192												
DIV. I ONLY	1-14-1	.09375	332	1-9-0	140	303	314	.3831	318	20	20		
DIV. I NON-CONF.	0-9-1	.05	330	0-4-0	138	331	314	.37273	315	16	17		
<hr/>													
TOTALS	RPI 1-25	RPI 26-50		W-L RECORDS	RPI 51-100		RPI 101-150		RPI 150+				
1-14-1	0-0-0	0-0-0		OVERALL	0-3-0		0-3-0		1-8-1				
1-5-1	0-0-0	0-0-0		HOME	0-1-0		0-1-0		1-3-1				
0-9-0	0-0-0	0-0-0		AWAY	0-2-0		0-2-0		0-5-0				
0-0-0	0-0-0	0-0-0		NEUTRAL	0-0-0		0-0-0		0-0-0				
<hr/>													
0-9-1	0-0-0	0-0-0		NON-CONFERENCE	0-2-0		0-1-0		0-6-1				
0-4-1	0-0-0	0-0-0		HOME	0-1-0		0-0-0		0-3-1				
0-5-0	0-0-0	0-0-		AWAY	0-1-0		0-1-0		0-3-0				
0-0-0	0-0-0	0-0-0		NEUTRAL	0-0-0		0-0-0		0-0-0				
<hr/>													
1-5-0	0-0-0	0-0-0		CONFERENCE	0-1-0		0-2-0		1-2-0				
1-1-0	0-0-0	0-0-0		HOME	0-0-0		0-1-0		1-0-0				
0-4-0	0-0-0	0-0-0		AWAY	0-1-0		0-1-0		0-2-0				
0-0-0	0-0-0	0-0-0		NEUTRAL	0-0-0		0-0-0		0-0-0				
<hr/>													
RPI S	Opponent	Score	RPI S	Opponent	Score	RPI S	Opponent	Score	RPI S	Opponent	Score		
						76 A	Loyola Chicago	0	2	105 H	Illinois St.	0	1
						90 H	Colorado St.	0	3	117 A	Missouri St.	1	2
						100 A	Bowling Green	0	2	147 A	UIC	0	3
										161 H	IUPUI	1	3
										177 A	Drake	0	3
										184 H	Wright St.	2	2
										237 H	Oakland	0	1
										277 A	St. Bonaventure	0	1
										282 H	Evansville	1	0
										289 A	Indiana St.	2	3
										291 A	Canisius	0	1
										293 H	Green Bay	0	1
										321 A	Purdue Fort Wayne	0	2
						<hr/>							
			LAST 10 GAMES										
			177 A Drake			0	3	117 A Missouri St.			1	2	
			282 H Evansville			1	0	147 A UIC			0	3	
			76 A Loyola Chicago			0	2	90 H Colorado St.			0	3	
			105 H Illinois St.			0	1	161 H IUPUI			1	3	
			289 A Indiana St.			2	3	321 A Purdue Fort Wayne			0	2	

Non-Div. I Games:

Valparaiso

Average RPI Win:	248	WON-LOST	WINNING	LAST 10	STRENGTH OF	OPP. STRENGTH	TEAM	ADJ	CONF.	ADJ CONF.							
Average RPI Loss:	211	RECORD	PCT. RANK	GAMES	SCHEDULE	OF SCHEDULE	RPI	RPI	RPI	RPI							
DIV. I ONLY	2-14-2	.16667	321	1-7-2	265	273	322	.37771	320	28	28						
DIV. I NON-CONF.	1-8-0	.11111	326	0-1-0	174	246	302	.39428	303	26	26						
<hr/>																	
TOTALS	RPI 1-25	RPI 26-50		W-L RECORDS		RPI 51-100		RPI 101-150		RPI 150+							
2-14-2	0-0-0	0-0-0		OVERALL		0-2-0		0-1-0		2-11-2							
2-3-1	0-0-0	0-0-0		HOME		0-1-0		0-0-0		2-2-1							
0-9-1	0-0-0	0-0-0		AWAY		0-1-0		0-1-0		0-7-1							
0-2-0	0-0-0	0-0-0		NEUTRAL		0-0-0		0-0-0		0-2-0							
<hr/>																	
1-8-0	0-0-0	0-0-0		NON-CONFERENCE		0-2-0		0-1-0		1-5-0							
1-1-0	0-0-0	0-0-0		HOME		0-1-0		0-0-0		1-0-0							
0-5-0	0-0-0	0-0-		AWAY		0-1-0		0-1-0		0-3-0							
0-2-0	0-0-0	0-0-0		NEUTRAL		0-0-0		0-0-0		0-2-0							
<hr/>																	
1-6-2	0-0-0	0-0-0		CONFERENCE		0-0-0		0-0-0		1-6-2							
1-2-1	0-0-0	0-0-0		HOME		0-0-0		0-0-0		1-2-1							
0-4-1	0-0-0	0-0-0		AWAY		0-0-0		0-0-0		0-4-1							
0-0-0	0-0-0	0-0-0		NEUTRAL		0-0-0		0-0-0		0-0-0							
<hr/>																	
RPI S	Opponent	Score	RPI S	Opponent	Score	RPI S	Opponent	Score	RPI S	Opponent	Score						
						82 H	Boise St.	0 1	129 A	South Dakota St.	0 2						
						84 A	Gonzaga	0 4	159 H	Sacramento St.	2 2						
									175 H	Eastern Wash.	0 3						
									197 A	Montana	1 2						
									208 A	Utah St.	0 3						
									210 H	Saint Mary's (CA)	2 1						
									212 A	Wyoming	1 4						
									221 N	Cal Poly	1 3						
									224 A	South Dakota	0 2						
									257 A	Northern Colo.	1 3						
									267 A	Northern Ariz.	2 3						
									279 N	New Mexico St.	1 2						
									285 A	Weber St.	0 0						
									286 H	Idaho	2 1						
									305 H	Portland St.	2 3						
									308 A	Southern Utah	1 2						
						<hr/>											
									LAST 10 GAMES								
									267 A Northern Ariz.			2 3	197 A Montana			1 2	
									308 A Southern Utah			1 2	257 A Northern Colo.			1 3	
			285 A Weber St.			0 0	159 H Sacramento St.			2 2							
			286 H Idaho			2 1	305 H Portland St.			2 3							
			175 H Eastern Wash.			0 3	208 A Utah St.			0 3							

Non-Div. I Games: Dixie St.

1

1

Idaho St.

Average RPI Win:	317	WON-LOST RECORD	WINNING PCT. RANK	LAST 10 GAMES	STRENGTH OF SCHEDULE	OPP. STRENGTH OF SCHEDULE	TEAM RPI	ADJ RPI	CONF. RPI	ADJ CONF. RPI							
Average RPI Loss:	207																
DIV. I ONLY	4-9-3	.34375	258	1-8-1	331	269	320	.37671	321	19	19						
DIV. I NON-CONF.	4-4-2	.5	159	1-3-0	337	267	321	.36181	321	20	20						
<hr/>																	
TOTALS	RPI 1-25	RPI 26-50		W-L RECORDS		RPI 51-100		RPI 101-150		RPI 150+							
4-9-3	0-0-0	0-0-0		OVERALL		0-1-0		0-2-0		4-6-3							
2-2-1	0-0-0	0-0-0		HOME		0-0-0		0-0-0		2-2-1							
2-7-2	0-0-0	0-0-0		AWAY		0-1-0		0-2-0		2-4-2							
0-0-0	0-0-0	0-0-0		NEUTRAL		0-0-0		0-0-0		0-0-0							
<hr/>																	
4-4-2	0-0-0	0-0-0		NON-CONFERENCE		0-1-0		0-0-0		4-3-2							
2-0-1	0-0-0	0-0-0		HOME		0-0-0		0-0-0		2-0-1							
2-4-1	0-0-0	0-0-		AWAY		0-1-0		0-0-0		2-3-1							
0-0-0	0-0-0	0-0-0		NEUTRAL		0-0-0		0-0-0		0-0-0							
<hr/>																	
0-5-1	0-0-0	0-0-0		CONFERENCE		0-0-0		0-2-0		0-3-1							
0-2-0	0-0-0	0-0-0		HOME		0-0-0		0-0-0		0-2-0							
0-3-1	0-0-0	0-0-0		AWAY		0-0-0		0-2-0		0-1-1							
0-0-0	0-0-0	0-0-0		NEUTRAL		0-0-0		0-0-0		0-0-0							
<hr/>																	
RPI S	Opponent	Score	RPI S	Opponent	Score	RPI S	Opponent	Score	RPI S	Opponent	Score						
						56 A	Ball St.	0 4	102 A	Denver	0 4						
						129 A	South Dakota St.	0 3									
						223 H	North Dakota	0 1									
						224 H	South Dakota	0 1									
						225 A	Western Ill.	0 2									
						226 A	North Dakota St.	0 0									
						274 A	Robert Morris	1 1									
						289 A	Indiana St.	0 3									
						292 A	Eastern Ill.	1 0									
						294 H	Southern Ill.	1 1									
						298 A	Morehead St.	0 2									
						317 A	Youngstown St.	1 2									
						318 H	Valparaiso	2 0									
						325 H	Detroit Mercy	2 0									
						334 A	Chicago St.	1 0									
						<hr/>											
									LAST 10 GAMES								
									102 A Denver			0 4	225 A Western Ill.			0 2	
									129 A South Dakota St.			0 3	298 A Morehead St.			0 2	
									226 A North Dakota St.			0 0	289 A Indiana St.			0 3	
			224 H South Dakota			0 1	56 A Ball St.			0 4							
			223 H North Dakota			0 1	325 H Detroit Mercy			2 0							

Non-Div. I Games:

Purdue Fort Wayne

Average RPI Win: 335		WON-LOST	WINNING	LAST 10	STRENGTH OF		OPP. STRENGTH	TEAM	ADJ		CONF.	ADJ CONF.	
Average RPI Loss: 177		RECORD	PCT. RANK	GAMES	SCHEDULE		OF SCHEDULE	RPI	RPI		RPI	RPI	
DIV. I ONLY		1-15-2	.11111	327	0-9-1		223	256	321	.37576	322	14	14
DIV. I NON-CONF.		1-7-1	.16667	305	0-1-0		278	312	324	.35728	324	18	18
TOTALS		RPI 1-25	RPI 26-50		W-L RECORDS		RPI 51-100		RPI 101-150		RPI 150+		
1-15-2	0-0-0	0-0-0		OVERALL		0-5-0		0-2-0		1-8-2			
0-7-1	0-0-0	0-0-0		HOME		0-2-0		0-1-0		0-4-1			
1-8-1	0-0-0	0-0-0		AWAY		0-3-0		0-1-0		1-4-1			
0-0-0	0-0-0	0-0-0		NEUTRAL		0-0-0		0-0-0		0-0-0			
1-7-1	0-0-0	0-0-0		NON-CONFERENCE		0-1-0		0-0-0		1-6-1			
0-4-0	0-0-0	0-0-0		HOME		0-1-0		0-0-0		0-3-0			
1-3-1	0-0-0	0-0-		AWAY		0-0-0		0-0-0		1-3-1			
0-0-0	0-0-0	0-0-0		NEUTRAL		0-0-0		0-0-0		0-0-0			
0-8-1	0-0-0	0-0-0		CONFERENCE		0-4-0		0-2-0		0-2-1			
0-3-1	0-0-0	0-0-0		HOME		0-1-0		0-1-0		0-1-1			
0-5-0	0-0-0	0-0-0		AWAY		0-3-0		0-1-0		0-1-0			
0-0-0	0-0-0	0-0-0		NEUTRAL		0-0-0		0-0-0		0-0-0			
RPI S	Opponent	Score	RPI S	Opponent	Score	RPI S	Opponent	Score	RPI S	Opponent	Score		
						63 A Furman		0 2	107 H Western Caro.		0 1		
						72 H Mercer		0 2	144 A Chattanooga		0 1		
						86 A Samford		0 5	173 H East Carolina		0 3		
						89 A UNC Greensboro		0 2	178 H Radford		0 1		
						96 H Liberty		0 3	187 A Davidson		0 0		
									214 A Howard		0 1		
									256 A Loyola Maryland		0 2		
									268 A Wofford		1 2		
									288 A American		0 2		
									296 H The Citadel		0 2		
									301 H ETSU		0 0		
									329 H Hampton		0 1		
									335 A Delaware St.		4 0		
LAST 10 GAMES													
						107 H Western Caro.		0 1	63 A Furman		0 2		
						301 H ETSU		0 0	268 A Wofford		1 2		
						86 A Samford		0 5	296 H The Citadel		0 2		
						144 A Chattanooga		0 1	72 H Mercer		0 2		
						89 A UNC Greensboro		0 2	96 H Liberty		0 3		

Non-Div. I Games:

VMI

Average RPI Win: 298		WON-LOST RECORD	WINNING PCT. RANK	LAST 10 GAMES	STRENGTH OF SCHEDULE	OPP. STRENGTH OF SCHEDULE	TEAM RPI	ADJ RPI		CONF. RPI	ADJ CONF. RPI		
Average RPI Loss: 210													
DIV. I ONLY		2-12-2	.1875 316	1-9-0	292	270	324	.3731	323	24	24		
DIV. I NON-CONF.		1-6-2	.22222 289	0-3-0	290	291	319	.36589	320	22	22		
<hr/>													
TOTALS		RPI 1-25		RPI 26-50		W-L RECORDS		RPI 51-100		RPI 101-150		RPI 150+	
2-12-2		0-0-0		0-0-0		OVERALL		0-0-0		0-2-0		2-10-2	
0-6-1		0-0-0		0-0-0		HOME		0-0-0		0-1-0		0-5-1	
2-6-1		0-0-0		0-0-0		AWAY		0-0-0		0-1-0		2-5-1	
0-0-0		0-0-0		0-0-0		NEUTRAL		0-0-0		0-0-0		0-0-0	
1-6-2		0-0-0		0-0-0		NON-CONFERENCE		0-0-0		0-1-0		1-5-2	
0-2-1		0-0-0		0-0-0		HOME		0-0-0		0-1-0		0-1-1	
1-4-1		0-0-0		0-0-		AWAY		0-0-0		0-0-0		1-4-1	
0-0-0		0-0-0		0-0-0		NEUTRAL		0-0-0		0-0-0		0-0-0	
1-6-0		0-0-0		0-0-0		CONFERENCE		0-0-0		0-1-0		1-5-0	
0-4-0		0-0-0		0-0-0		HOME		0-0-0		0-0-0		0-4-0	
1-2-0		0-0-0		0-0-0		AWAY		0-0-0		0-1-0		1-1-0	
0-0-0		0-0-0		0-0-0		NEUTRAL		0-0-0		0-0-0		0-0-0	
RPI	S	Opponent	Score	RPI	S	Opponent	Score	RPI	S	Opponent	Score		
										114 H	George Washington	1	4
										137 A	Stony Brook	0	4
										154 H	Albany (NY)	0	1
										185 H	New Hampshire	0	2
										205 A	UMass Lowell	1	4
										207 H	Hartford	1	2
										211 A	Lehigh	0	2
										227 H	Temple	1	3
										232 A	NJIT	0	0
										248 A	Longwood	1	2
										265 H	Vermont	0	1
										271 A	Maine	2	1
										280 H	Saint Francis (PA)	2	2
										283 A	Towson	0	1
										288 A	American	0	1
										324 A	Mt. St. Mary's	3	0
LAST 10 GAMES													
						207 H	Hartford	1	2	137 A	Stony Brook	0	4
						271 A	Maine	2	1	154 H	Albany (NY)	0	1
						265 H	Vermont	0	1	185 H	New Hampshire	0	2
						288 A	American	0	1	114 H	George Washington	1	4
						205 A	UMass Lowell	1	4	248 A	Longwood	1	2

Non-Div. I Games:

UMBC

Average RPI Win:	316	WON-LOST RECORD	WINNING PCT. RANK	LAST 10 GAMES	STRENGTH OF SCHEDULE	OPP. STRENGTH OF SCHEDULE	TEAM RPI	ADJ RPI	CONF. RPI	ADJ CONF. RPI	
Average RPI Loss:	236										
DIV. I ONLY	3-12-1	.21875	308	3-6-1	280	330	323	.37295	324	30	30
DIV. I NON-CONF.	1-6-0	.14286	311	1-0-0	146	325	299	.39644	299	30	30
<hr/>											
TOTALS	RPI 1-25	RPI 26-50		W-L RECORDS	RPI 51-100		RPI 101-150		RPI 150+		
3-12-1	0-0-0	0-0-0		OVERALL	0-1-0		0-1-0		3-10-1		
1-7-0	0-0-0	0-0-0		HOME	0-0-0		0-1-0		1-6-0		
2-5-1	0-0-0	0-0-0		AWAY	0-1-0		0-0-0		2-4-1		
0-0-0	0-0-0	0-0-0		NEUTRAL	0-0-0		0-0-0		0-0-0		
<hr/>											
1-6-0	0-0-0	0-0-0		NON-CONFERENCE	0-1-0		0-1-0		1-4-0		
0-3-0	0-0-0	0-0-0		HOME	0-0-0		0-1-0		0-2-0		
1-3-0	0-0-0	0-0-		AWAY	0-1-0		0-0-0		1-2-0		
0-0-0	0-0-0	0-0-0		NEUTRAL	0-0-0		0-0-0		0-0-0		
<hr/>											
2-6-1	0-0-0	0-0-0		CONFERENCE	0-0-0		0-0-0		2-6-1		
1-4-0	0-0-0	0-0-0		HOME	0-0-0		0-0-0		1-4-0		
1-2-1	0-0-0	0-0-0		AWAY	0-0-0		0-0-0		1-2-1		
0-0-0	0-0-0	0-0-0		NEUTRAL	0-0-0		0-0-0		0-0-0		
<hr/>											
RPI S	Opponent	Score	RPI S	Opponent	Score	RPI S	Opponent	Score	RPI S	Opponent	Score
						91 A	Penn	0 1	125 H	Campbell	0 3
						178 H	Radford	0 2			
						195 A	Bryant	1 1			
						199 H	Central Conn. St.	1 5			
						214 A	Howard	0 1			
						251 A	Sacred Heart	0 3			
						274 A	Robert Morris	0 1			
						280 H	Saint Francis (PA)	1 2			
						283 A	Towson	0 2			
						288 A	American	1 0			
						306 H	Wagner	0 1			
						310 H	LIU Brooklyn	0 4			
						323 H	UMBC	0 3			
						328 A	Merrimack	2 1			
						333 H	St. Francis Brooklyn	1 0			
			LAST 10 GAMES								
			306 H Wagner			0 1	328 A Merrimack			2 1	
			251 A Sacred Heart			0 3	199 H Central Conn. St.			1 5	
			333 H St. Francis Brooklyn			1 0	274 A Robert Morris			0 1	
			310 H LIU Brooklyn			0 4	280 H Saint Francis (PA)			1 2	
			195 A Bryant			1 1	288 A American			1 0	

Non-Div. I Games:

Mt. St. Mary's

Average RPI Win:	289	WON-LOST RECORD	WINNING PCT. RANK	LAST 10 GAMES	STRENGTH OF SCHEDULE	OPP. STRENGTH OF SCHEDULE	TEAM RPI	ADJ RPI	CONF. RPI	ADJ CONF. RPI	
Average RPI Loss:	217										
DIV. I ONLY	1-12-1	.10714	328	0-9-1	236	320	325	.36119	325	22	22
DIV. I NON-CONF.	1-5-0	.16667	305	0-2-0	310	313	332	.32778	331	27	27
<hr/>											
TOTALS	RPI 1-25	RPI 26-50		W-L RECORDS	RPI 51-100		RPI 101-150		RPI 150+		
1-12-1	0-0-0	0-0-0		OVERALL	0-1-0		0-1-0		1-10-1		
0-5-1	0-0-0	0-0-0		HOME	0-0-0		0-1-0		0-4-1		
1-7-0	0-0-0	0-0-0		AWAY	0-1-0		0-0-0		1-6-0		
0-0-0	0-0-0	0-0-0		NEUTRAL	0-0-0		0-0-0		0-0-0		
<hr/>											
1-5-0	0-0-0	0-0-0		NON-CONFERENCE	0-0-0		0-0-0		1-5-0		
0-2-0	0-0-0	0-0-0		HOME	0-0-0		0-0-0		0-2-0		
1-3-0	0-0-0	0-0-		AWAY	0-0-0		0-0-0		1-3-0		
0-0-0	0-0-0	0-0-0		NEUTRAL	0-0-0		0-0-0		0-0-0		
<hr/>											
0-7-1	0-0-0	0-0-0		CONFERENCE	0-1-0		0-1-0		0-5-1		
0-3-1	0-0-0	0-0-0		HOME	0-0-0		0-1-0		0-2-1		
0-4-0	0-0-0	0-0-0		AWAY	0-1-0		0-0-0		0-3-0		
0-0-0	0-0-0	0-0-0		NEUTRAL	0-0-0		0-0-0		0-0-0		
<hr/>											
RPI S	Opponent	Score	RPI S	Opponent	Score	RPI S	Opponent	Score	RPI S	Opponent	Score
						52 A Milwaukee	0	2	147 H UIC	0	1
						161 H IUPUI	0	3			
						162 A Michigan St.	0	3			
						184 H Wright St.	1	3			
						237 A Oakland	1	2			
						245 A Cleveland St.	0	1			
						246 H Toledo	0	4			
						263 H Eastern Mich.	0	1			
						267 A Northern Ariz.	0	4			
						289 A Indiana St.	3	1			
						293 H Green Bay	0	0			
						317 A Youngstown St.	0	1			
						321 A Purdue Fort Wayne	0	2			
			LAST 10 GAMES								
			317 A Youngstown St.	0	1	161 H IUPUI	0	3			
			245 A Cleveland St.	0	1	293 H Green Bay	0	0			
			184 H Wright St.	1	3	246 H Toledo	0	4			
			147 H UIC	0	1	52 A Milwaukee	0	2			
			237 A Oakland	1	2	321 A Purdue Fort Wayne	0	2			

Non-Div. I Games: Northwood 2 2 Madonna 1 0

Detroit Mercy

Average RPI Win: 326		WON-LOST RECORD		WINNING PCT. RANK		LAST 10 GAMES		STRENGTH OF SCHEDULE		OPP. STRENGTH OF SCHEDULE		TEAM RPI		ADJ RPI		CONF. RPI		ADJ CONF. RPI	
DIV. I ONLY		4-13-0		.23529 298		4-6-0		315		331		326		.36 326		31		31	
DIV. I NON-CONF.		0-8-0		0 331		0-1-0		196		254		325		.35381 325		31		31	
TOTALS		RPI 1-25		RPI 26-50		W-L RECORDS		RPI 51-100		RPI 101-150		RPI 150+							
4-13-0		0-0-0		0-0-0		OVERALL		0-3-0		0-0-0		4-10-0							
2-5-0		0-0-0		0-0-0		HOME		0-0-0		0-0-0		2-5-0							
2-7-0		0-0-0		0-0-0		AWAY		0-3-0		0-0-0		2-4-0							
0-1-0		0-0-0		0-0-0		NEUTRAL		0-0-0		0-0-0		0-1-0							
0-8-0		0-0-0		0-0-0		NON-CONFERENCE		0-3-0		0-0-0		0-5-0							
0-2-0		0-0-0		0-0-0		HOME		0-0-0		0-0-0		0-2-0							
0-5-0		0-0-0		0-0-		AWAY		0-3-0		0-0-0		0-2-0							
0-1-0		0-0-0		0-0-0		NEUTRAL		0-0-0		0-0-0		0-1-0							
4-5-0		0-0-0		0-0-0		CONFERENCE		0-0-0		0-0-0		4-5-0							
2-3-0		0-0-0		0-0-0		HOME		0-0-0		0-0-0		2-3-0							
2-2-0		0-0-0		0-0-0		AWAY		0-0-0		0-0-0		2-2-0							
0-0-0		0-0-0		0-0-0		NEUTRAL		0-0-0		0-0-0		0-0-0							
RPI	S	Opponent		Score	RPI	S	Opponent		Score	RPI	S	Opponent		Score					
							72	A	Mercer	3	4	180	N	Fairleigh Dickinson	1	6			
							86	A	Samford	0	5	191	A	UTRGV	0	6			
							97	A	UAB	0	5	214	H	Howard	0	1			
												272	A	Charleston So.	1	3			
												278	H	North Ala.	1	4			
												281	A	Grambling	0	5			
												287	H	Prairie View	1	2			
												299	H	Texas Southern	1	2			
												300	H	Jackson St.	3	2			
												316	H	Jacksonville St.	2	3			
												327	H	Southern U.	1	0			
												332	A	Ark.-Pine Bluff	1	2			
												337	A	Mississippi Val.	1	0			
												338	A	Alcorn	3	2			
LAST 10 GAMES																			
							214	H	Howard	0	1	327	H	Southern U.	1	0			
							287	H	Prairie View	1	2	300	H	Jackson St.	3	2			
							299	H	Texas Southern	1	2	332	A	Ark.-Pine Bluff	1	2			
							337	A	Mississippi Val.	1	0	281	A	Grambling	0	5			
							338	A	Alcorn	3	2	72	A	Mercer	3	4			

Non-Div. I Games: Faulkner 5 0

Alabama St.

Average RPI Win:	335	WON-LOST	WINNING	LAST 10	STRENGTH OF	OPP. STRENGTH	TEAM	ADJ	CONF.	ADJ CONF.											
Average RPI Loss:	251	RECORD	PCT. RANK	GAMES	SCHEDULE	OF SCHEDULE	RPI	RPI	RPI	RPI											
DIV. I ONLY		4-10-1	.3	277	3-6-1	328	336	327	.35709	327	31	31									
DIV. I NON-CONF.		1-5-0	.16667	305	0-1-0	266	332	323	.35738	323	31	31									
<hr/>																					
TOTALS	RPI 1-25	RPI 26-50		W-L RECORDS		RPI 51-100		RPI 101-150		RPI 150+											
4-10-1	0-0-0	0-0-0		OVERALL		0-0-0		0-1-0		4-9-1											
3-3-1	0-0-0	0-0-0		HOME		0-0-0		0-1-0		3-2-1											
1-7-0	0-0-0	0-0-0		AWAY		0-0-0		0-0-0		1-7-0											
0-0-0	0-0-0	0-0-0		NEUTRAL		0-0-0		0-0-0		0-0-0											
<hr/>																					
1-5-0	0-0-0	0-0-0		NON-CONFERENCE		0-0-0		0-1-0		1-4-0											
1-2-0	0-0-0	0-0-0		HOME		0-0-0		0-1-0		1-1-0											
0-3-0	0-0-0	0-0-		AWAY		0-0-0		0-0-0		0-3-0											
0-0-0	0-0-0	0-0-0		NEUTRAL		0-0-0		0-0-0		0-0-0											
<hr/>																					
3-5-1	0-0-0	0-0-0		CONFERENCE		0-0-0		0-0-0		3-5-1											
2-1-1	0-0-0	0-0-0		HOME		0-0-0		0-0-0		2-1-1											
1-4-0	0-0-0	0-0-0		AWAY		0-0-0		0-0-0		1-4-0											
0-0-0	0-0-0	0-0-0		NEUTRAL		0-0-0		0-0-0		0-0-0											
<hr/>																					
RPI S	Opponent	Score	RPI S	Opponent	Score	RPI S	Opponent	Score	RPI S	Opponent	Score										
									128 H	Troy	1	3									
									194 A	McNeese	1	4									
									214 A	Howard	0	4									
									218 A	Louisiana	0	3									
									276 A	SFA	0	6									
									281 A	Grambling	0	4									
									284 A	Alabama A&M	0	3									
									287 H	Prairie View	0	3									
									299 H	Texas Southern	1	1									
									303 H	La.-Monroe	1	5									
									326 A	Alabama St.	0	1									
									331 H	Nicholls St.	2	1									
									332 A	Ark.-Pine Bluff	2	1									
									337 H	Mississippi Val.	5	2									
									338 H	Alcorn	5	0									
									<hr/>												
												LAST 10 GAMES									
			338 H Alcorn			5	0	299 H Texas Southern			1	1									
			337 H Mississippi Val.			5	2	326 A Alabama St.			0	1									
			281 A Grambling			0	4	284 A Alabama A&M			0	3									
			332 A Ark.-Pine Bluff			2	1	214 A Howard			0	4									
			287 H Prairie View			0	3	303 H La.-Monroe			1	5									

Non-Div. I Games:

Southern U.

Average RPI Win:	303	WON-LOST	WINNING	LAST 10	STRENGTH OF	OPP. STRENGTH	TEAM	ADJ	CONF.	ADJ CONF.		
Average RPI Loss:	235	RECORD	PCT. RANK	GAMES	SCHEDULE	OF SCHEDULE	RPI	RPI	RPI	RPI		
DIV. I ONLY	3-13-0	.1875	316	2-8-0	314	311	328	.35616	328	30	30	
DIV. I NON-CONF.	2-5-0	.28571	264	1-1-0	269	283	300	.39516	301	30	30	
<hr/>												
TOTALS	RPI 1-25	RPI 26-50		W-L RECORDS		RPI 51-100		RPI 101-150		RPI 150+		
3-13-0	0-0-0	0-0-0		OVERALL		0-0-0		0-1-0		3-12-0		
1-7-0	0-0-0	0-0-0		HOME		0-0-0		0-1-0		1-6-0		
2-5-0	0-0-0	0-0-0		AWAY		0-0-0		0-0-0		2-5-0		
0-1-0	0-0-0	0-0-0		NEUTRAL		0-0-0		0-0-0		0-1-0		
<hr/>												
2-5-0	0-0-0	0-0-0		NON-CONFERENCE		0-0-0		0-1-0		2-4-0		
1-2-0	0-0-0	0-0-0		HOME		0-0-0		0-1-0		1-1-0		
1-2-0	0-0-0	0-0-		AWAY		0-0-0		0-0-0		1-2-0		
0-1-0	0-0-0	0-0-0		NEUTRAL		0-0-0		0-0-0		0-1-0		
<hr/>												
1-8-0	0-0-0	0-0-0		CONFERENCE		0-0-0		0-0-0		1-8-0		
0-5-0	0-0-0	0-0-0		HOME		0-0-0		0-0-0		0-5-0		
1-3-0	0-0-0	0-0-0		AWAY		0-0-0		0-0-0		1-3-0		
0-0-0	0-0-0	0-0-0		NEUTRAL		0-0-0		0-0-0		0-0-0		
<hr/>												
RPI	S	Opponent	Score	RPI	S	Opponent	Score	RPI	S	Opponent	Score	
								106	H	Dartmouth	0	4
								180	A	Fairleigh Dickinson	1	2
								185	N	New Hampshire	1	3
								195	A	Bryant	1	3
								199	H	Central Conn. St.	0	5
								207	H	Hartford	0	1
								251	H	Sacred Heart	1	2
								265	A	Vermont	2	1
								271	A	Maine	1	3
								274	H	Robert Morris	0	1
								277	A	St. Bonaventure	1	2
								280	H	Saint Francis (PA)	2	3
								310	A	LIU Brooklyn	0	4
								311	H	Manhattan	5	3
								324	H	Mt. St. Mary's	1	2
								333	A	St. Francis Brooklyn	1	0
								<hr/>				
LAST 10 GAMES												
274 H Robert Morris				0	1	106 H Dartmouth				0	4	
280 H Saint Francis (PA)				2	3	324 H Mt. St. Mary's				1	2	
199 H Central Conn. St.				0	5	180 A Fairleigh Dickinson				1	2	
310 A LIU Brooklyn				0	4	311 H Manhattan				5	3	
333 A St. Francis Brooklyn				1	0	251 H Sacred Heart				1	2	

Non-Div. I Games:

Merrimack

Average RPI Win: 322		WON-LOST	WINNING	LAST 10	STRENGTH OF	OPP. STRENGTH	TEAM	ADJ	CONF.	ADJ CONF.		
Average RPI Loss: 227		RECORD	PCT. RANK	GAMES	SCHEDULE	OF SCHEDULE	RPI	RPI	RPI	RPI		
DIV. I ONLY		1-15-1	.08824	334	0-9-1	294	319	329	.33928	329	29	29
DIV. I NON-CONF.		1-6-0	.14286	311	0	282	301	326	.34869	326	29	29
<hr/>												
TOTALS		RPI 1-25		RPI 26-50		W-L RECORDS		RPI 51-100		RPI 101-150		RPI 150+
1-15-1		0-0-0		0-0-0		OVERALL		0-1-0		0-2-0		1-12-1
0-8-0		0-0-0		0-0-0		HOME		0-1-0		0-1-0		0-6-0
1-7-1		0-0-0		0-0-0		AWAY		0-0-0		0-1-0		1-6-1
0-0-0		0-0-0		0-0-0		NEUTRAL		0-0-0		0-0-0		0-0-0
1-6-0		0-0-0		0-0-0		NON-CONFERENCE		0-1-0		0-1-0		1-4-0
0-3-0		0-0-0		0-0-0		HOME		0-1-0		0-1-0		0-1-0
1-3-0		0-0-0		0-0-		AWAY		0-0-0		0-0-0		1-3-0
0-0-0		0-0-0		0-0-0		NEUTRAL		0-0-0		0-0-0		0-0-0
0-9-1		0-0-0		0-0-0		CONFERENCE		0-0-0		0-1-0		0-8-1
0-5-0		0-0-0		0-0-0		HOME		0-0-0		0-0-0		0-5-0
0-4-1		0-0-0		0-0-0		AWAY		0-0-0		0-1-0		0-3-1
0-0-0		0-0-0		0-0-0		NEUTRAL		0-0-0		0-0-0		0-0-0
RPI	S	Opponent	Score	RPI	S	Opponent	Score	RPI	S	Opponent	Score	
						92 H Navy	0 2	101 H Elon		0 8		
								125 A Campbell		1 5		
								171 A High Point		2 6		
								178 A Radford		0 4		
								204 H Richmond		0 5		
								240 A Gardner-Webb		0 1		
								248 H Longwood		0 4		
								254 H Winthrop		1 4		
								272 H Charleston So.		0 4		
								291 A Canisius		0 1		
								301 A ETSU		1 2		
								307 H Presbyterian		0 2		
								312 A Saint Peter's		0 1		
								313 H UNC Asheville		0 1		
								322 A VMI		1 0		
								330 A USC Upstate		0 0		
<hr/>												
LAST 10 GAMES												
						125 A Campbell	1 5	313 H UNC Asheville		0 1		
						272 H Charleston So.	0 4	171 A High Point		2 6		
						307 H Presbyterian	0 2	240 A Gardner-Webb		0 1		
						178 A Radford	0 4	248 H Longwood		0 4		
						254 H Winthrop	1 4	330 A USC Upstate		0 0		

Non-Div. I Games:

Hampton

Average RPI Win:	268	WON-LOST RECORD	WINNING PCT. RANK	LAST 10 GAMES	STRENGTH OF SCHEDULE	OPP. STRENGTH OF SCHEDULE	TEAM RPI	ADJ RPI	CONF. RPI	ADJ CONF. RPI	
Average RPI Loss:	246										
DIV. I ONLY		1-11-3	.16667 321	0-9-1	327	314	330	.33529 330	29	29	
DIV. I NON-CONF.		1-2-2	.4 212	0	335	304	327	.34567 327	29	29	
<hr/>											
TOTALS	RPI 1-25	RPI 26-50		W-L RECORDS		RPI 51-100		RPI 101-150		RPI 150+	
1-11-3	0-0-0	0-0-0		OVERALL		0-0-0		0-1-0		1-10-3	
1-6-1	0-0-0	0-0-0		HOME		0-0-0		0-1-0		1-5-1	
0-5-2	0-0-0	0-0-0		AWAY		0-0-0		0-0-0		0-5-2	
0-0-0	0-0-0	0-0-0		NEUTRAL		0-0-0		0-0-0		0-0-0	
<hr/>											
1-2-2	0-0-0	0-0-0		NON-CONFERENCE		0-0-0		0-0-0		1-2-2	
1-2-0	0-0-0	0-0-0		HOME		0-0-0		0-0-0		1-2-0	
0-0-2	0-0-0	0-0-		AWAY		0-0-0		0-0-0		0-0-2	
0-0-0	0-0-0	0-0-0		NEUTRAL		0-0-0		0-0-0		0-0-0	
<hr/>											
0-9-1	0-0-0	0-0-0		CONFERENCE		0-0-0		0-1-0		0-8-1	
0-4-1	0-0-0	0-0-0		HOME		0-0-0		0-1-0		0-3-1	
0-5-0	0-0-0	0-0-0		AWAY		0-0-0		0-0-0		0-5-0	
0-0-0	0-0-0	0-0-0		NEUTRAL		0-0-0		0-0-0		0-0-0	
<hr/>											
RPI S	Opponent	Score	RPI S	Opponent	Score	RPI S	Opponent	Score	RPI S	Opponent	Score
						125 H Campbell 0 5					
						171 H High Point 0 3					
						178 H Radford 2 5					
						240 H Gardner-Webb 2 3					
						248 A Longwood 0 3					
						254 A Winthrop 0 3					
						268 H Wofford 2 1					
						272 A Charleston So. 0 3					
						288 H American 1 2					
						296 A The Citadel 1 1					
						301 A ETSU 0 0					
						307 A Presbyterian 0 2					
						313 A UNC Asheville 0 1					
						315 H FIU 0 3					
						329 H Hampton 0 0					
			LAST 10 GAMES								
			254 A Winthrop 0 3			125 H Campbell 0 5					
			240 H Gardner-Webb 2 3			307 A Presbyterian 0 2					
			272 A Charleston So. 0 3			171 H High Point 0 3					
			248 A Longwood 0 3			313 A UNC Asheville 0 1					
			178 H Radford 2 5			329 H Hampton 0 0					

Non-Div. I Games:	Mars Hill	6	1
--------------------------	------------------	----------	----------

USC Upstate

Average RPI Win:	336	WON-LOST	WINNING	LAST 10	STRENGTH OF	OPP. STRENGTH	TEAM	ADJ	CONF.	ADJ CONF.	
Average RPI Loss:	226	RECORD	PCT. RANK	GAMES	SCHEDULE	OF SCHEDULE	RPI	RPI	RPI	RPI	
DIV. I ONLY	3-13-1	.20588	313	0-10-0	332	327	331	.33396	331	26	26
DIV. I NON-CONF.	3-3-1	.5	159	0	338	338	331	.33066	330	24	24
TOTALS	RPI 1-25	RPI 26-50	W-L RECORDS		RPI 51-100	RPI 101-150		RPI 150+			
3-13-1	0-0-0	0-0-0	OVERALL		0-0-0	0-2-0		3-11-1			
2-5-1	0-0-0	0-0-0	HOME		0-0-0	0-1-0		2-4-1			
1-8-0	0-0-0	0-0-0	AWAY		0-0-0	0-1-0		1-7-0			
0-0-0	0-0-0	0-0-0	NEUTRAL		0-0-0	0-0-0		0-0-0			
3-3-1	0-0-0	0-0-0	NON-CONFERENCE		0-0-0	0-0-0		3-3-1			
2-0-1	0-0-0	0-0-0	HOME		0-0-0	0-0-0		2-0-1			
1-3-0	0-0-0	0-0-	AWAY		0-0-0	0-0-0		1-3-0			
0-0-0	0-0-0	0-0-0	NEUTRAL		0-0-0	0-0-0		0-0-0			
0-10-0	0-0-0	0-0-0	CONFERENCE		0-0-0	0-2-0		0-8-0			
0-5-0	0-0-0	0-0-0	HOME		0-0-0	0-1-0		0-4-0			
0-5-0	0-0-0	0-0-0	AWAY		0-0-0	0-1-0		0-4-0			
0-0-0	0-0-0	0-0-0	NEUTRAL		0-0-0	0-0-0		0-0-0			
RPI	S	Opponent	Score	RPI	S	Opponent	Score	RPI	S	Opponent	Score
								119	A	Lamar University	0 6
								120	H	Abilene Christian	0 8
								160	A	A&M-Corpus Christi	0 2
								183	H	Northwestern St.	0 4
								194	H	McNeese	1 5
								218	A	Louisiana	0 2
								239	H	Incarnate Word	0 3
								242	A	Sam Houston St.	0 3
								258	H	Central Ark.	0 6
								276	A	SFA	0 6
								287	A	Prairie View	1 2
								314	A	Houston Baptist	1 2
								327	A	Southern U.	1 2
								332	H	Ark.-Pine Bluff	5 0
								337	H	Mississippi Val.	1 1
								337	H	Mississippi Val.	5 0
								338	A	Alcorn	3 2
LAST 10 GAMES											
								258	H	Central Ark.	0 6
								183	H	Northwestern St.	0 4
								242	A	Sam Houston St.	0 3
								276	A	SFA	0 6
								194	H	McNeese	1 5
								314	A	Houston Baptist	1 2
								160	A	A&M-Corpus Christi	0 2
								239	H	Incarnate Word	0 3
								120	H	Abilene Christian	0 8
								119	A	Lamar University	0 6

Non-Div. I Games:

Nicholls St.

Average RPI Win: 334		WON-LOST	WINNING	LAST 10	STRENGTH OF		OPP. STRENGTH	TEAM	ADJ	CONF.	ADJ CONF.
Average RPI Loss: 263		RECORD	PCT. RANK	GAMES	SCHEDULE		OF SCHEDULE	RPI	RPI	RPI	RPI
DIV. I ONLY		3-11-0	.21429	311	3-7-0		333	335	332	.32887	332
DIV. I NON-CONF.		0-5-0	0	331	0-1-0		284	320	335	.30788	334
TOTALS		RPI 1-25	RPI 26-50		W-L RECORDS		RPI 51-100		RPI 101-150		RPI 150+
3-11-0		0-0-0	0-0-0		OVERALL		0-0-0		0-1-0		3-10-0
1-6-0		0-0-0	0-0-0		HOME		0-0-0		0-1-0		1-5-0
2-5-0		0-0-0	0-0-0		AWAY		0-0-0		0-0-0		2-5-0
0-0-0		0-0-0	0-0-0		NEUTRAL		0-0-0		0-0-0		0-0-0
0-5-0		0-0-0	0-0-0		NON-CONFERENCE		0-0-0		0-1-0		0-4-0
0-2-0		0-0-0	0-0-0		HOME		0-0-0		0-1-0		0-1-0
0-3-0		0-0-0	0-0-		AWAY		0-0-0		0-0-0		0-3-0
0-0-0		0-0-0	0-0-0		NEUTRAL		0-0-0		0-0-0		0-0-0
3-6-0		0-0-0	0-0-0		CONFERENCE		0-0-0		0-0-0		3-6-0
1-4-0		0-0-0	0-0-0		HOME		0-0-0		0-0-0		1-4-0
2-2-0		0-0-0	0-0-0		AWAY		0-0-0		0-0-0		2-2-0
0-0-0		0-0-0	0-0-0		NEUTRAL		0-0-0		0-0-0		0-0-0
RPI S	Opponent	Score	RPI S	Opponent	Score	RPI S	Opponent	Score	RPI S	Opponent	Score
									148 H	Louisiana Tech	0 3
									167 A	Oral Roberts	0 7
									214 H	Howard	0 2
									242 A	Sam Houston St.	0 5
									284 H	Alabama A&M	1 4
									287 A	Prairie View	0 3
									293 H	Green Bay	1 5
									299 A	Texas Southern	0 2
									300 H	Jackson St.	0 1
									326 H	Alabama St.	2 1
									327 H	Southern U.	1 2
									331 A	Nicholls St.	0 5
									337 A	Mississippi Val.	3 2
									338 A	Alcorn	4 0
LAST 10 GAMES											
						299 A	Texas Southern	0 2	337 A	Mississippi Val.	3 2
						287 A	Prairie View	0 3	338 A	Alcorn	4 0
						300 H	Jackson St.	0 1	326 H	Alabama St.	2 1
						327 H	Southern U.	1 2	284 H	Alabama A&M	1 4
						214 H	Howard	0 2	293 H	Green Bay	1 5

Non-Div. I Games: Jarvis Christian 4 0 Central Baptist 2 1

Ark.-Pine Bluff

Average RPI Win:	0	WON-LOST	WINNING	LAST 10	STRENGTH OF	OPP. STRENGTH	TEAM	ADJ	CONF.	ADJ CONF.	
Average RPI Loss:	247	RECORD	PCT. RANK	GAMES	SCHEDULE	OF SCHEDULE	RPI	RPI	RPI	RPI	
DIV. I ONLY		0-15-0	0 335	0-10-0	277	328	335	.32067	333	30 30	
DIV. I NON-CONF.		0-7-0	0 331	0-2-0	211	319	329	.34124	329	30 30	
<hr/>											
TOTALS	RPI 1-25	RPI 26-50		W-L RECORDS		RPI 51-100		RPI 101-150		RPI 150+	
0-15-0	0-0-0	0-0-0		OVERALL		0-0-0		0-0-0		0-15-0	
0-7-0	0-0-0	0-0-0		HOME		0-0-0		0-0-0		0-7-0	
0-8-0	0-0-0	0-0-0		AWAY		0-0-0		0-0-0		0-8-0	
0-0-0	0-0-0	0-0-0		NEUTRAL		0-0-0		0-0-0		0-0-0	
<hr/>											
0-7-0	0-0-0	0-0-0		NON-CONFERENCE		0-0-0		0-0-0		0-7-0	
0-2-0	0-0-0	0-0-0		HOME		0-0-0		0-0-0		0-2-0	
0-5-0	0-0-0	0-0-		AWAY		0-0-0		0-0-0		0-5-0	
0-0-0	0-0-0	0-0-0		NEUTRAL		0-0-0		0-0-0		0-0-0	
<hr/>											
0-8-0	0-0-0	0-0-0		CONFERENCE		0-0-0		0-0-0		0-8-0	
0-5-0	0-0-0	0-0-0		HOME		0-0-0		0-0-0		0-5-0	
0-3-0	0-0-0	0-0-0		AWAY		0-0-0		0-0-0		0-3-0	
0-0-0	0-0-0	0-0-0		NEUTRAL		0-0-0		0-0-0		0-0-0	
<hr/>											
RPI S	Opponent	Score	RPI S	Opponent	Score	RPI S	Opponent	Score	RPI S	Opponent	Score
						154 A Albany (NY) 0 3					
						180 H Fairleigh Dickinson 0 1					
						195 H Bryant 0 2					
						196 A Rider 0 2					
						198 A Holy Cross 0 4					
						199 A Central Conn. St. 0 4					
						202 H Binghamton 0 2					
						247 H Lafayette 0 1					
						251 A Sacred Heart 0 1					
						297 A Iona 2 3					
						306 H Wagner 0 2					
						310 H LIU Brooklyn 2 3					
						311 A Manhattan 0 1					
						324 A Mt. St. Mary's 0 1					
						328 H Merrimack 0 1					
			LAST 10 GAMES								
			180 H Fairleigh Dickinson 0 1			251 A Sacred Heart 0 1					
			195 H Bryant 0 2			310 H LIU Brooklyn 2 3					
			324 A Mt. St. Mary's 0 1			306 H Wagner 0 2					
			328 H Merrimack 0 1			297 A Iona 2 3					
			199 A Central Conn. St. 0 4			198 A Holy Cross 0 4					

Non-Div. I Games:

St. Francis Brooklyn

Average RPI Win:	0	WON-LOST	WINNING	LAST 10	STRENGTH OF	OPP. STRENGTH	TEAM	ADJ	CONF.	ADJ CONF.		
Average RPI Loss:	228	RECORD	PCT. RANK	GAMES	SCHEDULE	OF SCHEDULE	RPI	RPI	RPI	RPI		
DIV. I ONLY		0-18-0	0	335	0-10-0	295	294	333	.31861	334	23	23
DIV. I NON-CONF.		0-11-0	0	331	0-3-0	285	310	334	.30578	335	21	21
<hr/>												
TOTALS	RPI 1-25	RPI 26-50		W-L RECORDS		RPI 51-100		RPI 101-150		RPI 150+		
0-18-0	0-0-0	0-0-0		OVERALL		0-0-0		0-1-0		0-17-0		
0-6-0	0-0-0	0-0-0		HOME		0-0-0		0-1-0		0-5-0		
0-11-0	0-0-0	0-0-0		AWAY		0-0-0		0-0-0		0-11-0		
0-1-0	0-0-0	0-0-0		NEUTRAL		0-0-0		0-0-0		0-1-0		
<hr/>												
0-11-0	0-0-0	0-0-0		NON-CONFERENCE		0-0-0		0-0-0		0-11-0		
0-3-0	0-0-0	0-0-0		HOME		0-0-0		0-0-0		0-3-0		
0-7-0	0-0-0	0-0-		AWAY		0-0-0		0-0-0		0-7-0		
0-1-0	0-0-0	0-0-0		NEUTRAL		0-0-0		0-0-0		0-1-0		
<hr/>												
0-7-0	0-0-0	0-0-0		CONFERENCE		0-0-0		0-1-0		0-6-0		
0-3-0	0-0-0	0-0-0		HOME		0-0-0		0-1-0		0-2-0		
0-4-0	0-0-0	0-0-0		AWAY		0-0-0		0-0-0		0-4-0		
0-0-0	0-0-0	0-0-0		NEUTRAL		0-0-0		0-0-0		0-0-0		
<hr/>												
RPI	S	Opponent	Score	RPI	S	Opponent	Score	RPI	S	Opponent	Score	
								123	H	Utah Valley	0	10
								151	A	California Baptist	0	3
								156	H	Seattle U	1	4
								167	A	Oral Roberts	1	8
								191	A	UTRGV	0	2
								218	H	Louisiana	0	2
								223	A	North Dakota	0	6
								225	N	Western Ill.	0	1
								226	A	North Dakota St.	0	2
								228	A	Tulsa	0	6
								236	A	SIUE	1	3
								241	A	CSU Bakersfield	0	3
								264	A	UNI	0	5
								269	A	Grand Canyon	0	5
								279	H	New Mexico St.	1	2
								292	A	Eastern Ill.	1	3
								293	H	Green Bay	0	2
								321	H	Purdue Fort Wayne	0	1
<hr/>												
LAST 10 GAMES												

Non-Div. I Games:

Chicago St.

Average RPI Win:	0	WON-LOST	WINNING	LAST 10	STRENGTH OF	OPP. STRENGTH	TEAM	ADJ	CONF.	ADJ CONF.		
Average RPI Loss:	234	RECORD	PCT. RANK	GAMES	SCHEDULE	OF SCHEDULE	RPI	RPI	RPI	RPI		
DIV. I ONLY		0-17-0	0	335	0-10-0	276	324	334	.3125	335	32	32
DIV. I NON-CONF.		0-16-0	0	331	0-9-0	232	321	330	.32496	332	32	32
<hr/>												
TOTALS	RPI 1-25	RPI 26-50		W-L RECORDS		RPI 51-100		RPI 101-150		RPI 150+		
0-17-0	0-0-0	0-0-0		OVERALL		0-2-0		0-2-0		0-13-0		
0-10-0	0-0-0	0-0-0		HOME		0-2-0		0-2-0		0-6-0		
0-7-0	0-0-0	0-0-0		AWAY		0-0-0		0-0-0		0-7-0		
0-0-0	0-0-0	0-0-0		NEUTRAL		0-0-0		0-0-0		0-0-0		
0-16-0	0-0-0	0-0-0		NON-CONFERENCE		0-2-0		0-2-0		0-12-0		
0-10-0	0-0-0	0-0-0		HOME		0-2-0		0-2-0		0-6-0		
0-6-0	0-0-0	0-0-		AWAY		0-0-0		0-0-0		0-6-0		
0-0-0	0-0-0	0-0-0		NEUTRAL		0-0-0		0-0-0		0-0-0		
0-1-0	0-0-0	0-0-0		CONFERENCE		0-0-0		0-0-0		0-1-0		
0-0-0	0-0-0	0-0-0		HOME		0-0-0		0-0-0		0-0-0		
0-1-0	0-0-0	0-0-0		AWAY		0-0-0		0-0-0		0-1-0		
0-0-0	0-0-0	0-0-0		NEUTRAL		0-0-0		0-0-0		0-0-0		
RPI	S	Opponent	Score	RPI	S	Opponent	Score	RPI	S	Opponent	Score	
						91 H Penn	0 2			114 H George Washington	0 3	
						92 H Navy	0 1			137 H Stony Brook	0 5	
										196 A Rider	1 6	
										207 A Hartford	0 6	
										227 A Temple	0 4	
										247 H Lafayette	0 3	
										249 H Marist	0 5	
										256 H Loyola Maryland	1 2	
										291 A Canisius	0 1	
										297 H Iona	0 2	
										301 H ETSU	2 5	
										306 A Wagner	0 5	
										312 A Saint Peter's	1 3	
										322 H VMI	0 4	
										336 A South Carolina St.	1 2	
<hr/>												
LAST 10 GAMES												
						227 A Temple	0 4			297 H Iona	0 2	
						91 H Penn	0 2			137 H Stony Brook	0 5	
						92 H Navy	0 1			256 H Loyola Maryland	1 2	
						114 H George Washington	0 3			291 A Canisius	0 1	
						336 A South Carolina St.	1 2			207 A Hartford	0 6	

Non-Div. I Games:

Delaware St.

Average RPI Win: 337		WON-LOST RECORD		WINNING PCT. RANK		LAST 10 GAMES		STRENGTH OF SCHEDULE		OPP. STRENGTH OF SCHEDULE		TEAM RPI		ADJ RPI		CONF. RPI		ADJ CONF. RPI	
DIV. I ONLY		2-10-0		.16667 321		2-8-0		338		326		336		.30015 336		32		32	
DIV. I NON-CONF.		1-10-0		.09091 329		1-8-0		315		333		336		.2957 337		32		32	
TOTALS		RPI 1-25		RPI 26-50		W-L RECORDS		RPI 51-100		RPI 101-150		RPI 150+							
2-10-0		0-0-0		0-0-0		OVERALL		0-0-0		0-1-0		2-9-0							
1-3-0		0-0-0		0-0-0		HOME		0-0-0		0-0-0		1-3-0							
1-7-0		0-0-0		0-0-0		AWAY		0-0-0		0-1-0		1-6-0							
0-0-0		0-0-0		0-0-0		NEUTRAL		0-0-0		0-0-0		0-0-0							
1-10-0		0-0-0		0-0-0		NON-CONFERENCE		0-0-0		0-1-0		1-9-0							
0-3-0		0-0-0		0-0-0		HOME		0-0-0		0-0-0		0-3-0							
1-7-0		0-0-0		0-0-		AWAY		0-0-0		0-1-0		1-6-0							
0-0-0		0-0-0		0-0-0		NEUTRAL		0-0-0		0-0-0		0-0-0							
1-0-0		0-0-0		0-0-0		CONFERENCE		0-0-0		0-0-0		1-0-0							
1-0-0		0-0-0		0-0-0		HOME		0-0-0		0-0-0		1-0-0							
0-0-0		0-0-0		0-0-0		AWAY		0-0-0		0-0-0		0-0-0							
0-0-0		0-0-0		0-0-0		NEUTRAL		0-0-0		0-0-0		0-0-0							
RPI	S	Opponent		Score		RPI	S	Opponent		Score		RPI	S	Opponent		Score			
												122	A	North Florida		0	4		
												209	A	Col. of Charleston		0	1		
												223	H	North Dakota		0	2		
												240	A	Gardner-Webb		1	3		
												254	H	Winthrop		1	5		
												268	A	Wofford		1	5		
												272	A	Charleston So.		4	5		
												301	H	ETSU		0	5		
												307	A	Presbyterian		2	3		
												335	H	Delaware St.		2	1		
												337	A	Mississippi Val.		2	3		
												338	A	Alcorn		3	0		
LAST 10 GAMES																			
						272	A	Charleston So.		4	5	240	A	Gardner-Webb		1	3		
						209	A	Col. of Charleston		0	1	307	A	Presbyterian		2	3		
						335	H	Delaware St.		2	1	254	H	Winthrop		1	5		
						301	H	ETSU		0	5	338	A	Alcorn		3	0		
						122	A	North Florida		0	4	337	A	Mississippi Val.		2	3		

Non-Div. I Games: UNKNOWN 0 1 Allen 10 0

South Carolina St.

Average RPI Win:	336	WON-LOST RECORD	WINNING PCT. RANK	LAST 10 GAMES		STRENGTH OF SCHEDULE	OPP. STRENGTH OF SCHEDULE	TEAM RPI	ADJ RPI	CONF. RPI	ADJ CONF. RPI
DIV. I ONLY		1-13-1	.1 329	0-10-0		337	337	337	.28725 337	31	31
DIV. I NON-CONF.		1-4-1	.25 279	0-1-0		334	336	337	.29938 336	31	31
TOTALS	RPI 1-25	RPI 26-50		W-L RECORDS		RPI 51-100		RPI 101-150		RPI 150+	
1-13-1	0-0-0	0-0-0		OVERALL		0-0-0		0-0-0		1-13-1	
1-5-0	0-0-0	0-0-0		HOME		0-0-0		0-0-0		1-5-0	
0-8-1	0-0-0	0-0-0		AWAY		0-0-0		0-0-0		0-8-1	
0-0-0	0-0-0	0-0-0		NEUTRAL		0-0-0		0-0-0		0-0-0	
1-4-1	0-0-0	0-0-0		NON-CONFERENCE		0-0-0		0-0-0		1-4-1	
1-1-0	0-0-0	0-0-0		HOME		0-0-0		0-0-0		1-1-0	
0-3-1	0-0-0	0-0-		AWAY		0-0-0		0-0-0		0-3-1	
0-0-0	0-0-0	0-0-0		NEUTRAL		0-0-0		0-0-0		0-0-0	
0-9-0	0-0-0	0-0-0		CONFERENCE		0-0-0		0-0-0		0-9-0	
0-4-0	0-0-0	0-0-0		HOME		0-0-0		0-0-0		0-4-0	
0-5-0	0-0-0	0-0-0		AWAY		0-0-0		0-0-0		0-5-0	
0-0-0	0-0-0	0-0-0		NEUTRAL		0-0-0		0-0-0		0-0-0	
RPI S	Opponent	Score	RPI S	Opponent	Score	RPI S	Opponent	Score	RPI S	Opponent	Score
									189 A	Southern Miss.	0 8
									214 A	Howard	0 3
									216 A	Little Rock	0 3
									281 H	Grambling	1 4
									284 H	Alabama A&M	2 5
									287 A	Prairie View	0 3
									293 H	Green Bay	0 4
									299 A	Texas Southern	0 2
									300 A	Jackson St.	0 1
									326 H	Alabama St.	0 1
									327 A	Southern U.	2 5
									331 A	Nicholls St.	1 1
									331 A	Nicholls St.	0 5
									332 H	Ark.-Pine Bluff	2 3
									336 H	South Carolina St.	3 2
			LAST 10 GAMES								
			300 A Jackson St.			0 1	332 H Ark.-Pine Bluff			2 3	
			327 A Southern U.			2 5	281 H Grambling			1 4	
			214 A Howard			0 3	299 A Texas Southern			0 2	
			326 H Alabama St.			0 1	287 A Prairie View			0 3	
			284 H Alabama A&M			2 5	293 H Green Bay			0 4	

Non-Div. I Games:

Mississippi Val.

Average RPI Win:		0	WON-LOST		WINNING		LAST 10		STRENGTH OF		OPP. STRENGTH		TEAM		ADJ		CONF.		ADJ CONF.				
Average RPI Loss:		290	RECORD		PCT. RANK		GAMES		SCHEDULE		OF SCHEDULE		RPI		RPI		RPI		RPI				
DIV. I ONLY			0-13-0		0	335	0-10-0		335		338		338		.26352		338	31	31				
DIV. I NON-CONF.			0-5-0		0	331	0-2-0		332		337		338		.23868		338	31	31				
TOTALS		RPI 1-25		RPI 26-50		W-L RECORDS		RPI 51-100		RPI 101-150		RPI 150+											
0-13-0		0-0-0		0-0-0		OVERALL		0-0-0		0-1-0		0-12-0											
0-9-0		0-0-0		0-0-0		HOME		0-0-0		0-1-0		0-8-0											
0-4-0		0-0-0		0-0-0		AWAY		0-0-0		0-0-0		0-4-0											
0-0-0		0-0-0		0-0-0		NEUTRAL		0-0-0		0-0-0		0-0-0											
0-5-0		0-0-0		0-0-0		NON-CONFERENCE		0-0-0		0-1-0		0-4-0											
0-5-0		0-0-0		0-0-0		HOME		0-0-0		0-1-0		0-4-0											
0-0-0		0-0-0		0-0-		AWAY		0-0-0		0-0-0		0-0-0											
0-0-0		0-0-0		0-0-0		NEUTRAL		0-0-0		0-0-0		0-0-0											
0-8-0		0-0-0		0-0-0		CONFERENCE		0-0-0		0-0-0		0-8-0											
0-4-0		0-0-0		0-0-0		HOME		0-0-0		0-0-0		0-4-0											
0-4-0		0-0-0		0-0-0		AWAY		0-0-0		0-0-0		0-4-0											
0-0-0		0-0-0		0-0-0		NEUTRAL		0-0-0		0-0-0		0-0-0											
RPI	S	Opponent		Score		RPI	S	Opponent		Score		RPI	S	Opponent		Score							
														148 H Louisiana Tech		0	15						
														214 A Howard		2	5						
														281 H Grambling		0	7						
														284 H Alabama A&M		0	3						
														287 A Prairie View		0	5						
														293 H Green Bay		0	8						
														299 A Texas Southern		0	5						
														316 H Jacksonville St.		0	7						
														326 H Alabama St.		2	3						
														327 A Southern U.		0	5						
														331 H Nicholls St.		2	3						
														332 H Ark.-Pine Bluff		0	4						
														336 H South Carolina St.		0	3						
LAST 10 GAMES																							
		327 A Southern U.		0	5			332 H Ark.-Pine Bluff		0	4												
		214 A Howard		2	5			287 A Prairie View		0	5												
		284 H Alabama A&M		0	3			299 A Texas Southern		0	5												
		326 H Alabama St.		2	3			293 H Green Bay		0	8												
		281 H Grambling		0	7			331 H Nicholls St.		2	3												

Non-Div. I Games: LSU-Alexandria 0 10

Alcorn