

Average RPI Win:		82	WON-LOST RECORD		WINNING PCT. RANK		LAST 10 GAMES		STRENGTH OF SCHEDULE		OPP. STRENGTH OF SCHEDULE		TEAM RPI		ADJ RPI		CONF. RPI		ADJ CONF. RPI			
DIV. I ONLY			33-1-0		.97059		2		10-0-0		14		15		1		.71761		1		1	
DIV. I NON-CONF.			27-1-0		.96429		5		4-0-0		67		8		6		.66843		5		1	
TOTALS		RPI 1-25		RPI 26-50		W-L RECORDS		RPI 51-100		RPI 101-150		RPI 150+										
33-1-0		8-1-0		7-0-0		OVERALL		6-0-0		7-0-0		5-0-0										
6-0-0		3-0-0		0-0-0		HOME		0-0-0		2-0-0		1-0-0										
4-1-0		0-1-0		3-0-0		AWAY		1-0-0		0-0-0		0-0-0										
23-0-0		5-0-0		4-0-0		NEUTRAL		5-0-0		5-0-0		4-0-0										
27-1-0		5-1-0		4-0-0		NON-CONFERENCE		6-0-0		7-0-0		5-0-0										
3-0-0		0-0-0		0-0-0		HOME		0-0-0		2-0-0		1-0-0										
1-1-0		0-1-0		0-0-		AWAY		1-0-0		0-0-0		0-0-0										
23-0-0		5-0-0		4-0-0		NEUTRAL		5-0-0		5-0-0		4-0-0										
6-0-0		3-0-0		3-0-0		CONFERENCE		0-0-0		0-0-0		0-0-0										
3-0-0		3-0-0		0-0-0		HOME		0-0-0		0-0-0		0-0-0										
3-0-0		0-0-0		3-0-0		AWAY		0-0-0		0-0-0		0-0-0										
0-0-0		0-0-0		0-0-0		NEUTRAL		0-0-0		0-0-0		0-0-0										
RPI	S	Opponent		Score		RPI	S	Opponent		Score		RPI	S	Opponent		Score						
4	N	Texas		6	3	26	N	Syracuse		6	3	51	A	Fresno St.		8	5					
10	H	Washington		6	4	27	A	Stanford		4	3	56	N	San Diego St.		12	0					
10	H	Washington		2	1	27	A	Stanford		8	0	68	N	FIU		8	1					
10	H	Washington		5	3	27	A	Stanford		9	0	74	N	New Mexico St.		2	0					
11	A	Hawaii		1	3	45	N	Texas St.		10	0	92	N	San Jose St.		7	0					
12	N	Tennessee		13	5	46	N	Purdue		9	1	100	N	East Carolina		11	3					
13	N	Texas A&M		3	0	48	N	Northwestern		5	1											
15	N	DePaul		2	0																	
20	N	LSU		14	3																	
						LAST 10 GAMES																
						10	H	Washington		5	3	27	A	Stanford		4	3					
						10	H	Washington		6	4	27	A	Stanford		9	0					
						10	H	Washington		2	1	251	H	Princeton		8	0					
						137	H	Sacramento St.		8	0	131	N	Winthrop		7	1					
						27	A	Stanford		8	0	168	N	Marist		1	0					

Non-Div. I Games:

California

Average RPI Win: 68		WON-LOST	WINNING	LAST 10	STRENGTH OF		OPP. STRENGTH	TEAM	ADJ	CONF.	ADJ CONF.
Average RPI Loss: 12		RECORD	PCT. RANK	GAMES	SCHEDULE		OF SCHEDULE	RPI	RPI	RPI	RPI
DIV. I ONLY		35-1-0	.97222	1	21		1	2	.70861	2	2
DIV. I NON-CONF.		23-0-0	1	1	19		11	1	.70108	1	2
TOTALS		RPI 1-25	RPI 26-50		W-L RECORDS		RPI 51-100		RPI 101-150		RPI 150+
35-1-0		6-1-0	10-0-0		OVERALL		13-0-0		3-0-0		3-0-0
18-1-0		3-1-0	2-0-0		HOME		9-0-0		2-0-0		2-0-0
11-0-0		3-0-0	5-0-0		AWAY		3-0-0		0-0-0		0-0-0
6-0-0		0-0-0	3-0-0		NEUTRAL		1-0-0		1-0-0		1-0-0
23-0-0		3-0-0	7-0-0		NON-CONFERENCE		7-0-0		3-0-0		3-0-0
14-0-0		2-0-0	2-0-0		HOME		6-0-0		2-0-0		2-0-0
3-0-0		1-0-0	2-0-		AWAY		0-0-0		0-0-0		0-0-0
6-0-0		0-0-0	3-0-0		NEUTRAL		1-0-0		1-0-0		1-0-0
12-1-0		3-1-0	3-0-0		CONFERENCE		6-0-0		0-0-0		0-0-0
4-1-0		1-1-0	0-0-0		HOME		3-0-0		0-0-0		0-0-0
8-0-0		2-0-0	3-0-0		AWAY		3-0-0		0-0-0		0-0-0
0-0-0		0-0-0	0-0-0		NEUTRAL		0-0-0		0-0-0		0-0-0
RPI S	Opponent	Score		RPI S	Opponent	Score		RPI S	Opponent	Score	
7 A	Oregon	5	1	31 A	Mississippi St.	9	3	52 A	Kentucky	9	1
12 H	Tennessee	2	5	31 A	Mississippi St.	4	2	52 A	Kentucky	12	2
12 H	Tennessee	3	2	31 A	Mississippi St.	5	4	52 A	Kentucky	3	1
15 H	DePaul	4	3	32 N	Georgia Tech	12	9	58 N	Lipscomb	15	4
15 H	DePaul	9	7	35 N	Virginia Tech	7	3	65 H	North Dakota St.	9	4
24 A	Auburn	4	2	37 N	Oklahoma St.	3	1	65 H	North Dakota St.	3	2
24 A	Auburn	5	2	39 H	Massachusetts	8	0	79 H	Ole Miss	10	7
				44 A	South Ala.	12	1	79 H	Ole Miss	12	1
				49 A	UAB	8	1	79 H	Ole Miss	12	2
				49 H	UAB	4	1	95 H	Longwood	7	2
								95 H	Longwood	11	0
								100 H	East Carolina	9	4
								100 H	East Carolina	4	2
				LAST 10 GAMES							
				31 A	Mississippi St.	9	3	95 H	Longwood	7	2
				31 A	Mississippi St.	4	2	95 H	Longwood	11	0
				31 A	Mississippi St.	5	4	15 H	DePaul	9	7
				24 A	Auburn	5	2	15 H	DePaul	4	3
				24 A	Auburn	4	2	12 H	Tennessee	3	2

Non-Div. I Games:

Alabama

Average RPI Win:		87	WON-LOST RECORD		WINNING PCT. RANK		LAST 10 GAMES		STRENGTH OF SCHEDULE		OPP. STRENGTH OF SCHEDULE		TEAM RPI		ADJ RPI		CONF. RPI		ADJ CONF. RPI					
DIV. I ONLY			31-4-0		.88571		9		8-2-0		12		9		4		.69078		3		2		2	
DIV. I NON-CONF.			19-2-0		.90476		8		0-1-0		53		37		10		.64934		10		2		2	
TOTALS		RPI 1-25		RPI 26-50		W-L RECORDS		RPI 51-100		RPI 101-150		RPI 150+												
31-4-0		7-4-0		4-0-0		OVERALL		8-0-0		6-0-0		6-0-0												
13-1-0		0-1-0		0-0-0		HOME		4-0-0		5-0-0		4-0-0												
10-2-0		5-2-0		2-0-0		AWAY		3-0-0		0-0-0		0-0-0												
8-1-0		2-1-0		2-0-0		NEUTRAL		1-0-0		1-0-0		2-0-0												
19-2-0		3-2-0		2-0-0		NON-CONFERENCE		2-0-0		6-0-0		6-0-0												
10-1-0		0-1-0		0-0-0		HOME		1-0-0		5-0-0		4-0-0												
1-0-0		1-0-0		0-0-		AWAY		0-0-0		0-0-0		0-0-0												
8-1-0		2-1-0		2-0-0		NEUTRAL		1-0-0		1-0-0		2-0-0												
12-2-0		4-2-0		2-0-0		CONFERENCE		6-0-0		0-0-0		0-0-0												
3-0-0		0-0-0		0-0-0		HOME		3-0-0		0-0-0		0-0-0												
9-2-0		4-2-0		2-0-0		AWAY		3-0-0		0-0-0		0-0-0												
0-0-0		0-0-0		0-0-0		NEUTRAL		0-0-0		0-0-0		0-0-0												
RPI	S	Opponent		Score		RPI	S	Opponent		Score		RPI	S	Opponent		Score								
4	N	Texas		5	1	31	A	Mississippi St.		8	5	53	N	Boise St.		3	0							
10	N	Washington		2	5	31	A	Mississippi St.		1	0	62	A	Arkansas		6	0							
12	A	Tennessee		5	2	38	N	Illinois St.		11	0	62	A	Arkansas		3	2							
12	A	Tennessee		1	0	41	N	BYU		3	0	62	A	Arkansas		5	0							
12	A	Tennessee		0	1							69	H	South Carolina		7	3							
13	N	Texas A&M		6	4							69	H	South Carolina		9	1							
14	A	Georgia		6	3							69	H	South Carolina		1	0							
14	A	Georgia		4	2							75	H	Jacksonville		10	2							
14	A	Georgia		2	3																			
16	A	South Fla.		3	2																			
16	H	South Fla.		1	4																			

Non-Div. I Games:

Florida

Average RPI Win:		91	WON-LOST RECORD		WINNING PCT. RANK	LAST 10 GAMES	STRENGTH OF SCHEDULE		OPP. STRENGTH OF SCHEDULE	TEAM RPI	ADJ RPI	CONF. RPI	ADJ CONF. RPI				
Average RPI Loss:		2															
DIV. I ONLY			31-2-0		.93939	4	9-1-0		20	22	3	.68794	4	3	3		
DIV. I NON-CONF.			26-2-0		.92857	6	6-1-0		13	27	2	.68572	2	3	3		
TOTALS		RPI 1-25		RPI 26-50		W-L RECORDS		RPI 51-100		RPI 101-150		RPI 150+					
31-2-0		3-2-0		8-0-0		OVERALL		4-0-0		9-0-0		7-0-0					
19-0-0		1-0-0		8-0-0		HOME		1-0-0		3-0-0		6-0-0					
5-0-0		1-0-0		0-0-0		AWAY		1-0-0		3-0-0		0-0-0					
7-2-0		1-2-0		0-0-0		NEUTRAL		2-0-0		3-0-0		1-0-0					
26-2-0		3-2-0		6-0-0		NON-CONFERENCE		4-0-0		6-0-0		7-0-0					
17-0-0		1-0-0		6-0-0		HOME		1-0-0		3-0-0		6-0-0					
2-0-0		1-0-0		0-0-		AWAY		1-0-0		0-0-0		0-0-0					
7-2-0		1-2-0		0-0-0		NEUTRAL		2-0-0		3-0-0		1-0-0					
5-0-0		0-0-0		2-0-0		CONFERENCE		0-0-0		3-0-0		0-0-0					
2-0-0		0-0-0		2-0-0		HOME		0-0-0		0-0-0		0-0-0					
3-0-0		0-0-0		0-0-0		AWAY		0-0-0		3-0-0		0-0-0					
0-0-0		0-0-0		0-0-0		NEUTRAL		0-0-0		0-0-0		0-0-0					
RPI	S	Opponent		Score		RPI	S	Opponent		Score		RPI	S	Opponent		Score	
1	N	California		3	6	28	H	Tulsa		9	1	54	H	Pittsburgh		7	2
3	N	Florida		1	5	29	H	Texas Tech		2	1	56	N	San Diego St.		2	1
11	A	Hawaii		4	0	29	H	Texas Tech		8	0	59	N	Nebraska		3	0
12	H	Tennessee		3	2	34	H	New Mexico		5	0	63	A	Houston		15	4
21	N	UCLA		5	4	34	H	New Mexico		2	1						
						34	H	New Mexico		7	3						
						45	H	Texas St.		5	0						
						45	H	Texas St.		7	0						
						LAST 10 GAMES											
						34	H	New Mexico		5	0	119	A	Iowa St.		11	2
						28	H	Tulsa		9	1	119	A	Iowa St.		7	3
						34	H	New Mexico		7	3	119	A	Iowa St.		8	4
						34	H	New Mexico		2	1	131	N	Winthrop		9	2
						63	A	Houston		15	4	1	N	California		3	6

Non-Div. I Games:

Texas

Average RPI Win:	90	WON-LOST RECORD	WINNING PCT. RANK	LAST 10 GAMES	STRENGTH OF SCHEDULE	OPP. STRENGTH OF SCHEDULE	TEAM RPI	ADJ RPI	CONF. RPI	ADJ CONF. RPI		
Average RPI Loss:	24											
DIV. I ONLY		32-4-0	.88889	7	8-2-0	11	29	5	.68341	5	1	1
DIV. I NON-CONF.		28-3-0	.90323	9	4-1-0	21	50	7	.65903	8	1	1
<hr/>												
TOTALS	RPI 1-25	RPI 26-50		W-L RECORDS		RPI 51-100		RPI 101-150		RPI 150+		
32-4-0	5-3-0	4-0-0		OVERALL		10-1-0		10-0-0		3-0-0		
28-2-0	3-1-0	3-0-0		HOME		9-1-0		10-0-0		3-0-0		
1-1-0	1-1-0	0-0-0		AWAY		0-0-0		0-0-0		0-0-0		
3-1-0	1-1-0	1-0-0		NEUTRAL		1-0-0		0-0-0		0-0-0		
28-3-0	1-2-0	4-0-0		NON-CONFERENCE		10-1-0		10-0-0		3-0-0		
25-2-0	0-1-0	3-0-0		HOME		9-1-0		10-0-0		3-0-0		
0-0-0	0-0-0	0-0-		AWAY		0-0-0		0-0-0		0-0-0		
3-1-0	1-1-0	1-0-0		NEUTRAL		1-0-0		0-0-0		0-0-0		
4-1-0	4-1-0	0-0-0		CONFERENCE		0-0-0		0-0-0		0-0-0		
3-0-0	3-0-0	0-0-0		HOME		0-0-0		0-0-0		0-0-0		
1-1-0	1-1-0	0-0-0		AWAY		0-0-0		0-0-0		0-0-0		
0-0-0	0-0-0	0-0-0		NEUTRAL		0-0-0		0-0-0		0-0-0		
RPI	S	Opponent	Score	RPI	S	Opponent	Score	RPI	S	Opponent	Score	
6	N	La.-Lafayette	2 9	38	H	Illinois St.	14 3	51	N	Fresno St.	4 0	
7	A	Oregon	7 4	41	N	BYU	3 0	53	H	Boise St.	4 0	
7	A	Oregon	0 3	45	H	Texas St.	9 0	57	H	Minnesota	12 0	
12	H	Tennessee	0 3	48	H	Northwestern	10 5	65	H	North Dakota St.	10 2	
19	H	Arizona	7 6					71	H	McNeese St.	1 3	
19	H	Arizona	9 6					73	H	Pacific	7 4	
19	H	Arizona	4 2					74	H	New Mexico St.	13 5	
22	N	Michigan	1 0					76	H	Iowa	5 2	
								87	H	Western Mich.	10 0	
								92	H	San Jose St.	4 0	
								100	H	East Carolina	9 1	
</												

Non-Div. I Games:

Arizona St.

[illegible]

Non-Div. I Games:

La.-Lafayette

Average RPI Win:	64	WON-LOST RECORD		WINNING PCT. RANK		LAST 10 GAMES		STRENGTH OF SCHEDULE		OPP. STRENGTH OF SCHEDULE		TEAM RPI		ADJ RPI		CONF. RPI		ADJ CONF. RPI					
DIV. I ONLY		23-7-0		.76667	22	6-4-0		6		4		9		.66718	7	1		1					
DIV. I NON-CONF.		21-4-0		.84	18	4-1-0		17		3		8		.66424	7	1		1					
<hr/>																							
TOTALS		RPI 1-25		RPI 26-50		W-L RECORDS		RPI 51-100		RPI 101-150		RPI 150+											
23-7-0		3-4-0		6-3-0		OVERALL		10-0-0		3-0-0		1-0-0											
4-2-0		1-2-0		0-0-0		HOME		3-0-0		0-0-0		0-0-0											
2-2-0		1-2-0		0-0-0		AWAY		1-0-0		0-0-0		0-0-0											
17-3-0		1-0-0		6-3-0		NEUTRAL		6-0-0		3-0-0		1-0-0											
21-4-0		1-1-0		6-3-0		NON-CONFERENCE		10-0-0		3-0-0		1-0-0											
3-1-0		0-1-0		0-0-0		HOME		3-0-0		0-0-0		0-0-0											
1-0-0		0-0-0		0-0-		AWAY		1-0-0		0-0-0		0-0-0											
17-3-0		1-0-0		6-3-0		NEUTRAL		6-0-0		3-0-0		1-0-0											
2-3-0		2-3-0		0-0-0		CONFERENCE		0-0-0		0-0-0		0-0-0											
1-1-0		1-1-0		0-0-0		HOME		0-0-0		0-0-0		0-0-0											
1-2-0		1-2-0		0-0-0		AWAY		0-0-0		0-0-0		0-0-0											
0-0-0		0-0-0		0-0-0		NEUTRAL		0-0-0		0-0-0		0-0-0											
RPI	S	Opponent		Score		RPI	S	Opponent		Score		RPI	S	Opponent		Score		RPI	S	Opponent		Score	
2	H	Alabama		1	5	34	N	New Mexico		6	7	51	A	Fresno St.		5	4	101	N	UC Santa Barbara		10	2
5	H	Arizona St.		4	7	37	N	Oklahoma St.		8	0	53	H	Boise St.		4	1	132	N	Connecticut		9	3
5	H	Arizona St.		3	0	38	N	Illinois St.		5	2	53	H	Boise St.		14	6	139	N	Cal Poly		11	1
23	N	North Carolina		5	4	41	N	BYU		1	2	53	H	Boise St.		6	4	181	N	Butler		6	0
25	A	Oregon St.		1	7	42	N	Baylor		1	2	54	N	Pittsburgh		3	2						
25	A	Oregon St.		8	2	46	N	Purdue		9	1	56	N	San Diego St.		6	0						
25	A	Oregon St.		4	5	46	N	Purdue		8	1	56	N	San Diego St.		5	4						
						48	N	Northwestern		10	6	59	N	Nebraska		4	2						
						50	N	Virginia		6	2	74	N	New Mexico St.		7	1						
												92	N	San Jose St.		9	0						
<hr/>																							
LAST 10 GAMES																							
5	H	Arizona St.		3	0	25	A	Oregon St.		1	7												
5	H	Arizona St.		4	7	25	A	Oregon St.		4	5												
53	H	Boise St.		6	4	25	A	Oregon St.		8	2												
53	H	Boise St.		4	1	2	H	Alabama		1	5												
53	H	Boise St.		14	6	56	N	San Diego St.		6	0												

Non-Div. I Games:

Oregon

O
k
l
a
h
o
m
a

Oklahoma

Average RPI Win:		84	WON-LOST RECORD		WINNING PCT. RANK	LAST 10 GAMES		STRENGTH OF SCHEDULE		OPP. STRENGTH OF SCHEDULE	TEAM RPI	ADJ RPI	CONF. RPI	ADJ CONF. RPI			
Average RPI Loss:		15															
DIV. I ONLY			29-2-0		.93548	5	8-2-0		56	3	7	.66564	9	8	8		
DIV. I NON-CONF.			25-0-0		1	1	4-0-0		61	24	3	.67086	4	8	8		
TOTALS		RPI 1-25		RPI 26-50		W-L RECORDS		RPI 51-100		RPI 101-150		RPI 150+					
29-2-0		2-2-0		6-0-0		OVERALL		11-0-0		7-0-0		3-0-0					
13-0-0		1-0-0		2-0-0		HOME		5-0-0		5-0-0		0-0-0					
5-2-0		1-2-0		0-0-0		AWAY		4-0-0		0-0-0		0-0-0					
11-0-0		0-0-0		4-0-0		NEUTRAL		2-0-0		2-0-0		3-0-0					
25-0-0		1-0-0		6-0-0		NON-CONFERENCE		8-0-0		7-0-0		3-0-0					
10-0-0		1-0-0		2-0-0		HOME		2-0-0		5-0-0		0-0-0					
4-0-0		0-0-0		0-0-		AWAY		4-0-0		0-0-0		0-0-0					
11-0-0		0-0-0		4-0-0		NEUTRAL		2-0-0		2-0-0		3-0-0					
4-2-0		1-2-0		0-0-0		CONFERENCE		3-0-0		0-0-0		0-0-0					
3-0-0		0-0-0		0-0-0		HOME		3-0-0		0-0-0		0-0-0					
1-2-0		1-2-0		0-0-0		AWAY		0-0-0		0-0-0		0-0-0					
0-0-0		0-0-0		0-0-0		NEUTRAL		0-0-0		0-0-0		0-0-0					
RPI	S	Opponent		Score		RPI	S	Opponent		Score		RPI	S	Opponent		Score	
15	A	DePaul		1	7	38	H	Illinois St.		8	0	52	A	Kentucky		1	0
15	A	DePaul		0	3	38	H	Illinois St.		8	2	54	H	Pittsburgh		2	1
15	A	DePaul		4	3	39	N	Massachusetts		2	0	54	H	Pittsburgh		4	3
22	H	Michigan		2	1	40	N	Boston U.		2	0	54	H	Pittsburgh		3	1
						49	N	UAB		5	4	64	H	Ohio St.		7	2
						50	N	Virginia		2	1	64	H	Ohio St.		7	0
												66	N	Illinois		8	3
												68	A	FIU		4	2
												70	N	Hofstra		7	6
												82	A	Western Ky.		6	0
												100	A	East Carolina		5	0

Non-Div. I Games:

Louisville

Average RPI Win:	108	WON-LOST RECORD	WINNING PCT. RANK	LAST 10 GAMES	STRENGTH OF SCHEDULE	OPP. STRENGTH OF SCHEDULE	TEAM RPI	ADJ RPI	CONF. RPI	ADJ CONF. RPI		
DIV. I ONLY		32-4-0	.88889	7	7-3-0	30	36	8	.66383	10	1	1
DIV. I NON-CONF.		29-1-0	.96667	4	4-0-0	110	30	11	.65161	9	1	1
<hr/>												
TOTALS	RPI 1-25	RPI 26-50		W-L RECORDS		RPI 51-100		RPI 101-150		RPI 150+		
32-4-0	4-4-0	4-0-0		OVERALL		10-0-0		5-0-0		9-0-0		
7-0-0	0-0-0	0-0-0		HOME		3-0-0		0-0-0		4-0-0		
4-3-0	0-3-0	0-0-0		AWAY		2-0-0		1-0-0		1-0-0		
21-1-0	4-1-0	4-0-0		NEUTRAL		5-0-0		4-0-0		4-0-0		
29-1-0	4-1-0	4-0-0		NON-CONFERENCE		7-0-0		5-0-0		9-0-0		
4-0-0	0-0-0	0-0-0		HOME		0-0-0		0-0-0		4-0-0		
4-0-0	0-0-0	0-0-		AWAY		2-0-0		1-0-0		1-0-0		
21-1-0	4-1-0	4-0-0		NEUTRAL		5-0-0		4-0-0		4-0-0		
3-3-0	0-3-0	0-0-0		CONFERENCE		3-0-0		0-0-0		0-0-0		
3-0-0	0-0-0	0-0-0		HOME		3-0-0		0-0-0		0-0-0		
0-3-0	0-3-0	0-0-0		AWAY		0-0-0		0-0-0		0-0-0		
0-0-0	0-0-0	0-0-0		NEUTRAL		0-0-0		0-0-0		0-0-0		
RPI	S	Opponent	Score	RPI	S	Opponent	Score	RPI	S	Opponent	Score	
1	A	California	3 5	36	N	UCF	1 0	53	N	Boise St.	7 4	
1	A	California	1 2	43	N	Notre Dame	7 2	59	N	Nebraska	6 3	
1	A	California	4 6	45	N	Texas St.	12 3	59	N	Nebraska	4 0	
3	N	Florida	5 2	48	N	Northwestern	10 3	61	H	Utah	5 1	
13	N	Texas A&M	8 2					61	H	Utah	6 1	
14	N	Georgia	7 5					61	H	Utah	3 1	
15	N	DePaul	9 1					73	A	Pacific	6 4	
18	N	Missouri	0 2					73	A	Pacific	5 4	
								76	N	Iowa	4 3	
								92	N	San Jose St.	9 4	

Non-Div. I Games:

Washington

Average RPI Win:	75	WON-LOST RECORD	WINNING PCT. RANK	LAST 10 GAMES	STRENGTH OF SCHEDULE	OPP. STRENGTH OF SCHEDULE	TEAM RPI	ADJ RPI	CONF. RPI	ADJ CONF. RPI		
DIV. I ONLY		27-8-0	.77143	19	8-2-0	10	2	11	.66223	12	2	2
DIV. I NON-CONF.		18-3-0	.85714	16	2-0-0	25	16	9	.64933	11	2	2
<hr/>												
TOTALS	RPI 1-25	RPI 26-50		W-L RECORDS		RPI 51-100		RPI 101-150		RPI 150+		
27-8-0	3-5-0	7-0-0		OVERALL		10-2-0		3-1-0		4-0-0		
11-3-0	1-2-0	0-0-0		HOME		4-1-0		2-0-0		4-0-0		
7-3-0	2-2-0	3-0-0		AWAY		2-1-0		0-0-0		0-0-0		
9-2-0	0-1-0	4-0-0		NEUTRAL		4-0-0		1-1-0		0-0-0		
18-3-0	1-2-0	4-0-0		NON-CONFERENCE		6-0-0		3-1-0		4-0-0		
8-0-0	0-0-0	0-0-0		HOME		2-0-0		2-0-0		4-0-0		
1-1-0	1-1-0	0-0-		AWAY		0-0-0		0-0-0		0-0-0		
9-2-0	0-1-0	4-0-0		NEUTRAL		4-0-0		1-1-0		0-0-0		
9-5-0	2-3-0	3-0-0		CONFERENCE		4-2-0		0-0-0		0-0-0		
3-3-0	1-2-0	0-0-0		HOME		2-1-0		0-0-0		0-0-0		
6-2-0	1-1-0	3-0-0		AWAY		2-1-0		0-0-0		0-0-0		
0-0-0	0-0-0	0-0-0		NEUTRAL		0-0-0		0-0-0		0-0-0		
RPI S	Opponent	Score		RPI S	Opponent	Score		RPI S	Opponent	Score		
1 N	California	5	13	29 N	Texas Tech	1	0	52 H	Kentucky	8	0	
2 A	Alabama	5	2	31 A	Mississippi St.	8	0	52 H	Kentucky	3	5	
2 A	Alabama	2	3	31 A	Mississippi St.	8	0	52 H	Kentucky	4	2	
3 H	Florida	1	0	31 A	Mississippi St.	10	3	56 N	San Diego St.	6	5	
3 H	Florida	0	1	32 N	Georgia Tech	9	0	60 H	Ga. Southern	7	0	
3 H	Florida	2	5	38 N	Illinois St.	6	0	60 H	Ga. Southern	9	0	
4 A	Texas	2	3	39 N	Massachusetts	5	0	62 A	Arkansas	8	0	
5 A	Arizona St.	3	0					62 A	Arkansas	1	4	
								62 A	Arkansas	2	0	
								66 N	Illinois	10	7	
								70 N	Hofstra	3	2	
								87 N	Western Mich.	9	6	
<hr/>												
LAST 10 GAMES												
				52 H	Kentucky	4	2	31 A	Mississippi St.	8	0	
				52 H	Kentucky	8	0	31 A	Mississippi St.	10	3	
				52 H	Kentucky	3	5	31 A	Mississippi St.	8	0	
				194 H	Furman	1	0	2 A	Alabama	2	3	
				194 H	Furman	8	0	2 A	Alabama	5	2	

Non-Div. I Games:

Tennessee

Average RPI Win:	81	WON-LOST RECORD	WINNING PCT. RANK	LAST 10 GAMES	STRENGTH OF SCHEDULE	OPP. STRENGTH OF SCHEDULE	TEAM RPI	ADJ RPI	CONF. RPI	ADJ CONF. RPI				
DIV. I ONLY		25-10-0	.71429	36	8-2-0	4	23	13	.65886	13	3	3		
DIV. I NON-CONF.		20-8-0	.71429	43	3-0-0	5	32	14	.63891	13	3	3		
<hr/>														
TOTALS	RPI 1-25	RPI 26-50		W-L RECORDS		RPI 51-100		RPI 101-150		RPI 150+				
25-10-0	4-4-0	7-4-0		OVERALL		5-2-0		3-0-0		6-0-0				
14-2-0	2-1-0	3-0-0		HOME		4-1-0		2-0-0		3-0-0				
4-1-0	1-0-0	2-1-0		AWAY		0-0-0		0-0-0		1-0-0				
7-7-0	1-3-0	2-3-0		NEUTRAL		1-1-0		1-0-0		2-0-0				
20-8-0	2-3-0	4-3-0		NON-CONFERENCE		5-2-0		3-0-0		6-0-0				
11-1-0	0-0-0	2-0-0		HOME		4-1-0		2-0-0		3-0-0				
2-0-0	1-0-0	0-0-		AWAY		0-0-0		0-0-0		1-0-0				
7-7-0	1-3-0	2-3-0		NEUTRAL		1-1-0		1-0-0		2-0-0				
5-2-0	2-1-0	3-1-0		CONFERENCE		0-0-0		0-0-0		0-0-0				
3-1-0	2-1-0	1-0-0		HOME		0-0-0		0-0-0		0-0-0				
2-1-0	0-0-0	2-1-0		AWAY		0-0-0		0-0-0		0-0-0				
0-0-0	0-0-0	0-0-0		NEUTRAL		0-0-0		0-0-0		0-0-0				
RPI	S	Opponent	Score		RPI	S	Opponent	Score		RPI	S	Opponent	Score	
1	N	California	0	3	27	N	Stanford	10	9	59	H	Nebraska	4	1
3	N	Florida	4	6	28	H	Tulsa	5	1	59	H	Nebraska	6	0
10	N	Washington	2	8	34	N	New Mexico	3	15	63	H	Houston	3	2
11	A	Hawaii	3	1	37	A	Oklahoma St.	3	1	63	H	Houston	2	3
18	H	Missouri	1	0	37	A	Oklahoma St.	0	4	65	H	North Dakota St.	6	0
18	H	Missouri	2	1	37	A	Oklahoma St.	7	1	73	N	Pacific	0	2
18	H	Missouri	5	6	41	N	BYU	2	3	92	N	San Jose St.	2	1
19	N	Arizona	5	4	41	N	BYU	14	8					
					42	H	Baylor	6	1					
					45	H	Texas St.	3	2					
					48	N	Northwestern	3	6					
LAST 10 GAMES														
					37	A	Oklahoma St.	7	1	18	H	Missouri	5	6
					37	A	Oklahoma St.	0	4	18	H	Missouri	2	1
					37	A	Oklahoma St.	3	1	168	N	Marist	14	2
					42	H	Baylor	6	1	11	A	Hawaii	3	1
					18	H	Missouri	1	0	131	N	Winthrop	8	2

Non-Div. I Games:

Texas A&M

Average RPI Win: 106		WON-LOST RECORD	WINNING PCT. RANK	LAST 10 GAMES	STRENGTH OF SCHEDULE	OPP. STRENGTH OF SCHEDULE	TEAM RPI	ADJ RPI	CONF. RPI	ADJ CONF. RPI							
Average RPI Loss: 31																	
DIV. I ONLY		29-7-0	.80556	15	8-2-0	22	38	15	.64791	14	2	2					
DIV. I NON-CONF.		21-3-0	.875	12	2-0-0	52	107	16	.63181	15	2	2					
<hr/>																	
TOTALS		RPI 1-25		RPI 26-50		W-L RECORDS		RPI 51-100		RPI 101-150		RPI 150+					
29-7-0		6-4-0		2-2-0		OVERALL		8-0-0		2-1-0		11-0-0					
20-4-0		3-3-0		0-0-0		HOME		5-0-0		2-1-0		10-0-0					
5-2-0		0-0-0		2-2-0		AWAY		3-0-0		0-0-0		0-0-0					
4-1-0		3-1-0		0-0-0		NEUTRAL		0-0-0		0-0-0		1-0-0					
21-3-0		3-1-0		0-1-0		NON-CONFERENCE		5-0-0		2-1-0		11-0-0					
17-1-0		0-0-0		0-0-0		HOME		5-0-0		2-1-0		10-0-0					
0-1-0		0-0-0		0-0-		AWAY		0-0-0		0-0-0		0-0-0					
4-1-0		3-1-0		0-0-0		NEUTRAL		0-0-0		0-0-0		1-0-0					
8-4-0		3-3-0		2-1-0		CONFERENCE		3-0-0		0-0-0		0-0-0					
3-3-0		3-3-0		0-0-0		HOME		0-0-0		0-0-0		0-0-0					
5-1-0		0-0-0		2-1-0		AWAY		3-0-0		0-0-0		0-0-0					
0-0-0		0-0-0		0-0-0		NEUTRAL		0-0-0		0-0-0		0-0-0					
RPI	S	Opponent		Score		RPI	S	Opponent		Score		RPI	S	Opponent		Score	
3	H	Florida		2 4		31	A	Mississippi St.		3 5		57	H	Minnesota		5 2	
3	H	Florida		3 2		31	A	Mississippi St.		2 0		60	H	Ga. Southern		1 0	
3	H	Florida		3 6		31	A	Mississippi St.		5 0		67	H	Georgia St.		6 0	
8	N	Oklahoma		3 2		32	A	Georgia Tech		0 2		78	H	Rutgers		12 1	
10	N	Washington		5 7								79	A	Ole Miss		8 4	
19	N	Arizona		3 0								79	A	Ole Miss		9 0	
21	N	UCLA		13 4								79	A	Ole Miss		8 0	
24	H	Auburn		4 2								96	H	Mercer		2 0	
24	H	Auburn		6 3													
24	H	Auburn		0 2													

Non-Div. I Games:

Georgia

Average RPI Win:	93	WON-LOST RECORD	WINNING PCT. RANK	LAST 10 GAMES	STRENGTH OF SCHEDULE	OPP. STRENGTH OF SCHEDULE	TEAM RPI	ADJ RPI	CONF. RPI	ADJ CONF. RPI				
DIV. I ONLY		18-11-0	.62069	75	4-6-0	1	18	16	.64612	15	8	8		
DIV. I NON-CONF.		16-10-0	.61538	74	2-5-0	4	13	20	.62076	20	8	8		
<hr/>														
TOTALS	RPI 1-25	RPI 26-50		W-L RECORDS		RPI 51-100		RPI 101-150		RPI 150+				
18-11-0	3-8-0	4-1-0		OVERALL		5-2-0		3-0-0		3-0-0				
2-1-0	2-1-0	0-0-0		HOME		0-0-0		0-0-0		0-0-0				
2-5-0	0-4-0	0-0-0		AWAY		2-1-0		0-0-0		0-0-0				
14-5-0	1-3-0	4-1-0		NEUTRAL		3-1-0		3-0-0		3-0-0				
16-10-0	1-7-0	4-1-0		NON-CONFERENCE		5-2-0		3-0-0		3-0-0				
0-0-0	0-0-0	0-0-0		HOME		0-0-0		0-0-0		0-0-0				
2-5-0	0-4-0	0-0-		AWAY		2-1-0		0-0-0		0-0-0				
14-5-0	1-3-0	4-1-0		NEUTRAL		3-1-0		3-0-0		3-0-0				
2-1-0	2-1-0	0-0-0		CONFERENCE		0-0-0		0-0-0		0-0-0				
2-1-0	2-1-0	0-0-0		HOME		0-0-0		0-0-0		0-0-0				
0-0-0	0-0-0	0-0-0		AWAY		0-0-0		0-0-0		0-0-0				
0-0-0	0-0-0	0-0-0		NEUTRAL		0-0-0		0-0-0		0-0-0				
RPI	S	Opponent	Score		RPI	S	Opponent	Score		RPI	S	Opponent	Score	
1	N	California	0	2	29	N	Texas Tech	1	2	51	N	Fresno St.	4	0
2	A	Alabama	7	9	31	N	Mississippi St.	3	2	68	A	FIU	2	3
2	A	Alabama	3	4	32	N	Georgia Tech	4	2	68	A	FIU	7	3
8	N	Oklahoma	1	18	39	N	Massachusetts	8	0	70	N	Hofstra	3	0
9	H	Louisville	3	4	41	N	BYU	8	2	91	A	UNLV	8	3
9	H	Louisville	7	1						95	N	Longwood	1	4
9	H	Louisville	3	0						95	N	Longwood	10	2
10	N	Washington	1	9										
11	A	Hawaii	2	9										
11	A	Hawaii	0	5										
20	N	LSU	3	1										
<hr/>														
LAST 10 GAMES														
		9 H Louisville	3	0			95 N Longwood	10	2					
		9 H Louisville	3	4			2 A Alabama	3	4					
		9 H Louisville	7	1			10 N Washington	1	9					
		95 N Longwood	1	4			8 N Oklahoma	1	18					
		2 A Alabama	7	9			51 N Fresno St.	4	0					

Non-Div. I Games:

DePaul

Average RPI Win:		95	WON-LOST RECORD		WINNING PCT. RANK	LAST 10 GAMES		STRENGTH OF SCHEDULE		OPP. STRENGTH OF SCHEDULE	TEAM RPI	ADJ RPI	CONF. RPI	ADJ CONF. RPI			
Average RPI Loss:		72															
DIV. I ONLY			33-5-0		.86842	11	10-0-0		60	21	17	.64475	16	8			
DIV. I NON-CONF.			27-5-0		.84375	17	4-0-0		58	34	17	.63565	14	8			
TOTALS		RPI 1-25		RPI 26-50		W-L RECORDS		RPI 51-100		RPI 101-150		RPI 150+					
33-5-0		3-1-0		6-1-0		OVERALL		12-2-0		6-0-0		6-1-0					
21-2-0		2-1-0		4-0-0		HOME		7-0-0		3-0-0		5-1-0					
4-0-0		1-0-0		0-0-0		AWAY		3-0-0		0-0-0		0-0-0					
8-3-0		0-0-0		2-1-0		NEUTRAL		2-2-0		3-0-0		1-0-0					
27-5-0		3-1-0		6-1-0		NON-CONFERENCE		6-2-0		6-0-0		6-1-0					
18-2-0		2-1-0		4-0-0		HOME		4-0-0		3-0-0		5-1-0					
1-0-0		1-0-0		0-0-		AWAY		0-0-0		0-0-0		0-0-0					
8-3-0		0-0-0		2-1-0		NEUTRAL		2-2-0		3-0-0		1-0-0					
6-0-0		0-0-0		0-0-0		CONFERENCE		6-0-0		0-0-0		0-0-0					
3-0-0		0-0-0		0-0-0		HOME		3-0-0		0-0-0		0-0-0					
3-0-0		0-0-0		0-0-0		AWAY		3-0-0		0-0-0		0-0-0					
0-0-0		0-0-0		0-0-0		NEUTRAL		0-0-0		0-0-0		0-0-0					
RPI	S	Opponent		Score		RPI	S	Opponent		Score		RPI	S	Opponent		Score	
3	A	Florida		4	1	31	N	Mississippi St.		1	0	54	A	Pittsburgh		4	0
3	H	Florida		2	3	35	H	Virginia Tech		2	0	54	A	Pittsburgh		5	0
17	H	Florida St.		2	1	38	H	Illinois St.		1	0	54	A	Pittsburgh		3	2
22	H	Michigan		2	0	38	N	Illinois St.		6	3	60	H	Ga. Southern		2	0
						39	H	Massachusetts		2	1	62	H	Arkansas		7	6
						40	N	Boston U.		3	5	66	N	Illinois		8	0
						48	H	Northwestern		2	1	77	N	Miami (OH)		1	2
												78	H	Rutgers		11	0
												78	H	Rutgers		9	0
												78	H	Rutgers		1	0
												81	N	Boston College		6	3
												83	H	Wisconsin		5	0
												88	N	Loyola Marymount		4	6
												98	H	Penn St.		7	0
	</																

Non-Div. I Games:

South Fla.

Average RPI Win:		102	WON-LOST RECORD		WINNING PCT. RANK		LAST 10 GAMES		STRENGTH OF SCHEDULE		OPP. STRENGTH OF SCHEDULE		TEAM RPI		ADJ RPI		CONF. RPI		ADJ CONF. RPI					
DIV. I ONLY			32-6-0		.84211		13		9-1-0		39		40		14		.64088		17		4		4	
DIV. I NON-CONF.			25-5-0		.83333		21		5-0-0		36		43		13		.62836		18		4		4	
TOTALS		RPI 1-25		RPI 26-50		W-L RECORDS		RPI 51-100		RPI 101-150		RPI 150+												
32-6-0		1-4-0		5-1-0		OVERALL		10-1-0		9-0-0		7-0-0												
19-1-0		1-1-0		1-0-0		HOME		7-0-0		6-0-0		4-0-0												
4-3-0		0-3-0		3-0-0		AWAY		0-0-0		0-0-0		1-0-0												
9-2-0		0-0-0		1-1-0		NEUTRAL		3-1-0		3-0-0		2-0-0												
25-5-0		0-3-0		2-1-0		NON-CONFERENCE		10-1-0		6-0-0		7-0-0												
15-0-0		0-0-0		1-0-0		HOME		7-0-0		3-0-0		4-0-0												
1-3-0		0-3-0		0-0-		AWAY		0-0-0		0-0-0		1-0-0												
9-2-0		0-0-0		1-1-0		NEUTRAL		3-1-0		3-0-0		2-0-0												
7-1-0		1-1-0		3-0-0		CONFERENCE		0-0-0		3-0-0		0-0-0												
4-1-0		1-1-0		0-0-0		HOME		0-0-0		3-0-0		0-0-0												
3-0-0		0-0-0		3-0-0		AWAY		0-0-0		0-0-0		0-0-0												
0-0-0		0-0-0		0-0-0		NEUTRAL		0-0-0		0-0-0		0-0-0												
RPI	S	Opponent		Score		RPI	S	Opponent		Score		RPI	S	Opponent		Score								
11	A	Hawaii		1	2	36	H	UCF		6	2	55	N	Southern Ill.		2	0							
11	A	Hawaii		0	1	47	N	Radford		2	3	65	H	North Dakota St.		2	1							
16	A	South Fla.		1	2	48	N	Northwestern		1	0	75	H	Jacksonville		7	1							
23	H	North Carolina		8	3	50	A	Virginia		2	0	75	H	Jacksonville		6	0							
23	H	North Carolina		2	4	50	A	Virginia		5	0	78	N	Rutgers		0	1							
						50	A	Virginia		3	1	79	H	Ole Miss		10	6							
												79	H	Ole Miss		8	0							
												83	N	Wisconsin		6	2							
												83	N	Wisconsin		2	1							
												89	H	Chattanooga		1	0							
												96	H	Mercer		3	0							
														101 N UC Santa Barbara		13	4							
														101 N UC Santa Barbara		5	1							
														105 H Coastal Caro.		6	1							
														107 N Marshall		4	1							
														109 H Fla. Gulf Coast		7	1							
														109 H Fla. Gulf Coast		5	0							
														117 H North Carolina St.		8	0							
														117 H North Carolina St.		6	0							
														117 H North Carolina St.		7	1							
														154 N Fairfield		2	0							
														165 N St. John's (NY)		5	1							
														172 H Tennessee Tech		5	2							
														172 H Tennessee Tech		8	0							
														176 H Western Caro.		9	1							
														193 A Florida A&M		10	1							
														212 H Stephen F. Austin		4	3							
LAST 10 GAMES																								
						23	H	North Carolina		2	4	50	A	Virginia		5	0							
						23	H	North Carolina		8	3	50	A	Virginia		2	0							
						109	H	Fla. Gulf Coast		5	0	193	A	Florida A&M		10	1							
						109	H	Fla. Gulf Coast		7	1	75	H	Jacksonville		7	1							
						50	A	Virginia		3	1	75	H	Jacksonville		6	0							

Average RPI Win:		112	WON-LOST RECORD		WINNING PCT. RANK		LAST 10 GAMES		STRENGTH OF SCHEDULE		OPP. STRENGTH OF SCHEDULE		TEAM RPI	ADJ RPI		CONF. RPI	ADJ CONF. RPI	
DIV. I ONLY			28-5-0	.84848	12	8-2-0		67		43		20	.63983	18	3	3		
DIV. I NON-CONF.			21-3-0	.875	12	4-0-0		176		93		31	.59648	26	3	3		
TOTALS		RPI 1-25		RPI 26-50		W-L RECORDS		RPI 51-100		RPI 101-150		RPI 150+						
28-5-0		3-2-0		7-1-0		OVERALL		6-1-0		4-0-0		8-1-0						
16-0-0		0-0-0		6-0-0		HOME		4-0-0		0-0-0		6-0-0						
3-2-0		1-2-0		1-0-0		AWAY		1-0-0		0-0-0		0-0-0						
9-3-0		2-0-0		0-1-0		NEUTRAL		1-1-0		4-0-0		2-1-0						
21-3-0		2-0-0		1-1-0		NON-CONFERENCE		6-1-0		4-0-0		8-1-0						
10-0-0		0-0-0		0-0-0		HOME		4-0-0		0-0-0		6-0-0						
2-0-0		0-0-0		1-0-		AWAY		1-0-0		0-0-0		0-0-0						
9-3-0		2-0-0		0-1-0		NEUTRAL		1-1-0		4-0-0		2-1-0						
7-2-0		1-2-0		6-0-0		CONFERENCE		0-0-0		0-0-0		0-0-0						
6-0-0		0-0-0		6-0-0		HOME		0-0-0		0-0-0		0-0-0						
1-2-0		1-2-0		0-0-0		AWAY		0-0-0		0-0-0		0-0-0						
0-0-0		0-0-0		0-0-0		NEUTRAL		0-0-0		0-0-0		0-0-0						
RPI	S	Opponent		Score		RPI	S	Opponent		Score		RPI	S	Opponent		Score		
10	N	Washington		2	0	30	H	Kansas		5	0	53	H	Boise St.		8	0	
13	A	Texas A&M		1	2	30	H	Kansas		9	0	53	H	Boise St.		8	0	
13	A	Texas A&M		0	1	30	H	Kansas		10	0	59	N	Nebraska		4	6	
13	A	Texas A&M		6	5	33	A	Troy		4	0	62	A	Arkansas		4	0	
21	N	UCLA		7	5	42	H	Baylor		7	0	76	H	Iowa		8	0	
						42	H	Baylor		4	2	76	H	Iowa		2	0	
						42	H	Baylor		6	1	94	N	Ball St.		3	2	
						48	N	Northwestern		1	7							
						LAST 10 GAMES												
						42	H	Baylor		7	0	13	A	Texas A&M		0	1	
						42	H	Baylor		4	2	13	A	Texas A&M		6	5	
						42	H	Baylor		6	1	13	A	Texas A&M		1	2	
						253	H	Evansville		7	0	76	H	Iowa		2	0	
						253	H	Evansville		4	2	76	H	Iowa		8	0	

Non-Div. I Games:

Missouri

Average RPI Win:	89	WON-LOST	WINNING	LAST 10	STRENGTH OF	OPP. STRENGTH	TEAM	ADJ	CONF.	ADJ CONF.		
Average RPI Loss:	26	RECORD	PCT. RANK	GAMES	SCHEDULE	OF SCHEDULE	RPI	RPI	RPI	RPI		
DIV. I ONLY		23-9-0	.71875	33	5-5-0	7	24	18	.63949	19	1	1
DIV. I NON-CONF.		21-5-0	.80769	23	3-1-0	29	33	15	.62974	16	1	1
<hr/>												
TOTALS	RPI 1-25	RPI 26-50		W-L RECORDS		RPI 51-100		RPI 101-150		RPI 150+		
23-9-0	0-5-0	6-2-0		OVERALL		7-2-0		8-0-0		2-0-0		
12-2-0	0-0-0	2-1-0		HOME		4-1-0		5-0-0		1-0-0		
0-3-0	0-3-0	0-0-0		AWAY		0-0-0		0-0-0		0-0-0		
11-4-0	0-2-0	4-1-0		NEUTRAL		3-1-0		3-0-0		1-0-0		
21-5-0	0-2-0	4-1-0		NON-CONFERENCE		7-2-0		8-0-0		2-0-0		
10-1-0	0-0-0	0-0-0		HOME		4-1-0		5-0-0		1-0-0		
0-0-0	0-0-0	0-0-		AWAY		0-0-0		0-0-0		0-0-0		
11-4-0	0-2-0	4-1-0		NEUTRAL		3-1-0		3-0-0		1-0-0		
2-4-0	0-3-0	2-1-0		CONFERENCE		0-0-0		0-0-0		0-0-0		
2-1-0	0-0-0	2-1-0		HOME		0-0-0		0-0-0		0-0-0		
0-3-0	0-3-0	0-0-0		AWAY		0-0-0		0-0-0		0-0-0		
0-0-0	0-0-0	0-0-0		NEUTRAL		0-0-0		0-0-0		0-0-0		
RPI S	Opponent	Score	RPI S	Opponent	Score	RPI S	Opponent	Score	RPI S	Opponent	Score	
5 A	Arizona St.	2 4	26 N	Syracuse	11 1	51 N	Fresno St.	9 0	110 N	Fordham	3 2	
5 A	Arizona St.	6 9	26 N	Syracuse	5 0	56 H	San Diego St.	8 0	124 H	Col. of Charleston	5 0	
5 A	Arizona St.	6 7	27 H	Stanford	9 1	56 H	San Diego St.	8 6	124 H	Col. of Charleston	9 0	
13 N	Texas A&M	4 5	27 H	Stanford	3 1	59 N	Nebraska	10 11	124 H	Col. of Charleston	8 0	
14 N	Georgia	0 3	27 H	Stanford	1 4	71 N	McNeese St.	8 1	127 N	UC Davis	8 0	
			32 N	Georgia Tech	1 2	74 H	New Mexico St.	6 3	142 H	Southern Utah	9 1	
			37 N	Oklahoma St.	8 0	74 H	New Mexico St.	5 9	142 H	Southern Utah	8 0	
			49 N	UAB	7 0	76 N	Iowa	6 1	150 N	Cal St. Northridge	8 0	
						82 H	Western Ky.	6 4	158 N	Long Beach St.	4 0	
									179 H	North Dakota	14 2	
LAST 10 GAMES												
			27 H	Stanford	3 1	5 A	Arizona St.	6 7				
			27 H	Stanford	9 1	5 A	Arizona St.	6 9				
			27 H	Stanford	1 4	5 A	Arizona St.	2 4				
			56 H	San Diego St.	8 6	74 H	New Mexico St.	5 9				
			56 H	San Diego St.	8 0	74 H	New Mexico St.	6 3				

Non-Div. I Games:

Arizona

Average RPI Win:	97	WON-LOST	WINNING	LAST 10	STRENGTH OF	OPP. STRENGTH	TEAM	ADJ	CONF.	ADJ CONF.		
Average RPI Loss:	27	RECORD	PCT. RANK	GAMES	SCHEDULE	OF SCHEDULE	RPI	RPI	RPI	RPI		
DIV. I ONLY		27-8-0	.77143	19	10-0-0	44	8	21	.63399	20	2	2
DIV. I NON-CONF.		17-7-0	.70833	46	2-0-0	54	21	26	.60127	24	2	2
<hr/>												
TOTALS	RPI 1-25	RPI 26-50		W-L RECORDS		RPI 51-100		RPI 101-150		RPI 150+		
27-8-0	1-6-0	9-1-0		OVERALL		9-1-0		1-0-0		7-0-0		
19-3-0	1-2-0	8-0-0		HOME		5-1-0		0-0-0		5-0-0		
5-2-0	0-1-0	0-1-0		AWAY		4-0-0		0-0-0		1-0-0		
3-3-0	0-3-0	1-0-0		NEUTRAL		0-0-0		1-0-0		1-0-0		
<hr/>												
17-7-0	0-5-0	6-1-0		NON-CONFERENCE		3-1-0		1-0-0		7-0-0		
12-2-0	0-1-0	5-0-0		HOME		2-1-0		0-0-0		5-0-0		
2-2-0	0-1-0	0-0-		AWAY		1-0-0		0-0-0		1-0-0		
3-3-0	0-3-0	1-0-0		NEUTRAL		0-0-0		1-0-0		1-0-0		
<hr/>												
10-1-0	1-1-0	3-0-0		CONFERENCE		6-0-0		0-0-0		0-0-0		
7-1-0	1-1-0	3-0-0		HOME		3-0-0		0-0-0		0-0-0		
3-0-0	0-0-0	0-0-0		AWAY		3-0-0		0-0-0		0-0-0		
0-0-0	0-0-0	0-0-0		NEUTRAL		0-0-0		0-0-0		0-0-0		
<hr/>												
RPI S	Opponent	Score		RPI S	Opponent	Score		RPI S	Opponent	Score		
1 N	California	3	14	31 H	Mississippi St.	4	0	62 H	Arkansas	9	1	
8 A	Oklahoma	0	7	31 H	Mississippi St.	3	1	62 H	Arkansas	1	0	
8 N	Oklahoma	0	5	31 H	Mississippi St.	10	7	62 H	Arkansas	3	2	
15 N	DePaul	1	3	32 H	Georgia Tech	2	1	69 A	South Carolina	5	0	
22 H	Michigan	1	2	33 H	Troy	6	3	69 A	South Carolina	5	0	
24 H	Auburn	0	2	33 H	Troy	1	0	69 A	South Carolina	9	0	
24 H	Auburn	4	1	37 A	Oklahoma St.	0	1	71 A	McNeese St.	4	0	
				37 N	Oklahoma St.	7	4	71 H	McNeese St.	2	0	
				44 H	South Ala.	1	0	98 H	Penn St.	1	0	
				44 H	South Ala.	5	4	98 H	Penn St.	3	5	
<hr/>												
LAST 10 GAMES												
62 H Arkansas						69 A South Carolina						
62 H Arkansas						69 A South Carolina						
62 H Arkansas						32 H Georgia Tech						
71 A McNeese St.						31 H Mississippi St.						
69 A South Carolina						31 H Mississippi St.						

Non-Div. I Games:

LSU

UCLA				Through Games Of Through April 1, 2012										
Average RPI Win:	88	WON-LOST RECORD	WINNING PCT. RANK	LAST 10 GAMES	STRENGTH OF SCHEDULE	OPP. STRENGTH OF SCHEDULE	TEAM RPI	ADJ RPI	CONF. RPI	ADJ CONF. RPI				
DIV. I ONLY		25-7-0	.78125	17	9-1-0	38	12	19	.6304	21	1	1		
DIV. I NON-CONF.		23-6-0	.7931	26	7-0-0	48	5	18	.62183	19	1	1		

TOTALS		RPI 1-25		RPI 26-50		W-L RECORDS		RPI 51-100		RPI 101-150		RPI 150+		
25-7-0		2-6-0		3-0-0		OVERALL		9-1-0		8-0-0		3-0-0		
7-1-0		2-1-0		0-0-0		HOME		4-0-0		1-0-0		0-0-0		
5-0-0		0-0-0		0-0-0		AWAY		2-0-0		3-0-0		0-0-0		
13-6-0		0-5-0		3-0-0		NEUTRAL		3-1-0		4-0-0		3-0-0		
23-6-0		0-5-0		3-0-0		NON-CONFERENCE		9-1-0		8-0-0		3-0-0		
5-0-0		0-0-0		0-0-0		HOME		4-0-0		1-0-0		0-0-0		
5-0-0		0-0-0		0-0-		AWAY		2-0-0		3-0-0		0-0-0		
13-6-0		0-5-0		3-0-0		NEUTRAL		3-1-0		4-0-0		3-0-0		
2-1-0		2-1-0		0-0-0		CONFERENCE		0-0-0		0-0-0		0-0-0		
2-1-0		2-1-0		0-0-0		HOME		0-0-0		0-0-0		0-0-0		
0-0-0		0-0-0		0-0-0		AWAY		0-0-0		0-0-0		0-0-0		
0-0-0		0-0-0		0-0-0		NEUTRAL		0-0-0		0-0-0		0-0-0		
RPI S	Opponent		Score		RPI S	Opponent		Score		RPI S	Opponent		Score	
4 N	Texas		4	5	26 N	Syracuse		6	3	51 N	Fresno St.		3	6
14 N	Georgia		4	13	36 N	UCF		3	1	52 H	Kentucky		7	1
18 N	Missouri		5	7	42 N	Baylor		10	6	52 H	Kentucky		12	0
22 N	Michigan		3	5						52 H	Kentucky		6	2
24 N	Auburn		1	11						53 N	Boise St.		4	1
25 H	Oregon St.		8	4						54 N	Pittsburgh		5	3
25 H	Oregon St.		8	0						56 A	San Diego St.		1	0
25 H	Oregon St.		5	7						70 N	Hofstra		9	4
										73 H	Pacific		10	2
										88 A	Loyola Marymount		24	2
</														

Non-Div. I Games:

UCLA

Average RPI Win: 113		WON-LOST	WINNING	LAST 10	STRENGTH OF	OPP. STRENGTH	TEAM	ADJ	CONF.	ADJ CONF.							
Average RPI Loss: 44		RECORD	PCT. RANK	GAMES	SCHEDULE	OF SCHEDULE	RPI	RPI	RPI	RPI							
DIV. I ONLY		24-9-0	.72727	27	7-3-0	40	55	23	.60794	23	4	4					
DIV. I NON-CONF.		21-7-0	.75	33	4-1-0	77	74	30	.58881	34	4	4					
<hr/>																	
TOTALS		RPI 1-25		RPI 26-50		W-L RECORDS		RPI 51-100		RPI 101-150		RPI 150+					
24-9-0		2-3-0		3-5-0		OVERALL		10-0-0		1-0-0		8-1-0					
8-3-0		0-0-0		0-3-0		HOME		6-0-0		0-0-0		2-0-0					
4-2-0		1-1-0		2-1-0		AWAY		0-0-0		0-0-0		1-0-0					
12-4-0		1-2-0		1-1-0		NEUTRAL		4-0-0		1-0-0		5-1-0					
21-7-0		1-2-0		1-4-0		NON-CONFERENCE		10-0-0		1-0-0		8-1-0					
8-3-0		0-0-0		0-3-0		HOME		6-0-0		0-0-0		2-0-0					
1-0-0		0-0-0		0-0-		AWAY		0-0-0		0-0-0		1-0-0					
12-4-0		1-2-0		1-1-0		NEUTRAL		4-0-0		1-0-0		5-1-0					
3-2-0		1-1-0		2-1-0		CONFERENCE		0-0-0		0-0-0		0-0-0					
0-0-0		0-0-0		0-0-0		HOME		0-0-0		0-0-0		0-0-0					
3-2-0		1-1-0		2-1-0		AWAY		0-0-0		0-0-0		0-0-0					
0-0-0		0-0-0		0-0-0		NEUTRAL		0-0-0		0-0-0		0-0-0					
RPI	S	Opponent		Score		RPI	S	Opponent		Score		RPI	S	Opponent		Score	
7	N	Oregon		4	5	26	H	Syracuse		2	6	57	H	Minnesota		1	0
17	A	Florida St.		4	2	35	A	Virginia Tech		9	0	64	N	Ohio St.		3	1
17	A	Florida St.		3	8	35	A	Virginia Tech		0	5	69	H	South Carolina		8	0
24	N	Auburn		1	0	35	A	Virginia Tech		3	2	72	N	North Florida		3	0
25	N	Oregon St.		1	8	42	N	Baylor		0	2	89	N	Chattanooga		10	0
						43	H	Notre Dame		5	6	91	N	UNLV		5	0
						43	H	Notre Dame		3	9	95	H	Longwood		16	0
						48	N	Northwestern		5	0	95	H	Longwood		10	5
												98	H	Penn St.		11	3
												100	H	East Carolina		4	2

Non-Div. I Games:

North Carolina

Average RPI Win:		119	WON-LOST RECORD		WINNING PCT. RANK		LAST 10 GAMES		STRENGTH OF SCHEDULE		OPP. STRENGTH OF SCHEDULE		TEAM RPI		ADJ RPI		CONF. RPI		ADJ CONF. RPI			
DIV. I ONLY				26-12-0	.68421	47	3-7-0		43		31		26		.60653		24		2		2	
DIV. I NON-CONF.				21-4-0	.84	18	0-1-0		100		90		23		.609		23		2		2	
TOTALS		RPI 1-25		RPI 26-50		W-L RECORDS		RPI 51-100		RPI 101-150		RPI 150+										
26-12-0		3-7-0		4-1-0		OVERALL		8-4-0		1-0-0		10-0-0										
14-4-0		0-2-0		3-0-0		HOME		3-2-0		0-0-0		8-0-0										
6-5-0		2-3-0		0-1-0		AWAY		3-1-0		0-0-0		1-0-0										
6-3-0		1-2-0		1-0-0		NEUTRAL		2-1-0		1-0-0		1-0-0										
21-4-0		1-2-0		4-1-0		NON-CONFERENCE		5-1-0		1-0-0		10-0-0										
13-0-0		0-0-0		3-0-0		HOME		2-0-0		0-0-0		8-0-0										
2-1-0		0-0-0		0-0-		AWAY		1-0-0		0-0-0		1-0-0										
6-3-0		1-2-0		1-0-0		NEUTRAL		2-1-0		1-0-0		1-0-0										
5-8-0		2-5-0		0-0-0		CONFERENCE		3-3-0		0-0-0		0-0-0										
1-4-0		0-2-0		0-0-0		HOME		1-2-0		0-0-0		0-0-0										
4-4-0		2-3-0		0-0-0		AWAY		2-1-0		0-0-0		0-0-0										
0-0-0		0-0-0		0-0-0		NEUTRAL		0-0-0		0-0-0		0-0-0										
RPI	S	Opponent		Score		RPI	S	Opponent		Score		RPI	S	Opponent		Score						
2	H	Alabama		2	4	26	N	Syracuse		5	0	52	H	Kentucky		2	1					
2	H	Alabama		2	5	32	H	Georgia Tech		12	5	52	H	Kentucky		2	5					
14	A	Georgia		2	0	33	A	Troy		1	7	52	H	Kentucky		4	8					
14	A	Georgia		2	4	35	H	Virginia Tech		1	0	67	A	Georgia St.		9	1					
14	A	Georgia		3	6	37	H	Oklahoma St.		8	0	68	N	FIU		2	1					
20	A	LSU		1	4							79	A	Ole Miss		7	4					
20	A	LSU		2	0							79	A	Ole Miss		1	6					
21	N	UCLA		11	1							79	A	Ole Miss		9	5					
22	N	Michigan		0	4							86	H	IPFW		2	0					
23	N	North Carolina		0	1							88	N	Loyola Marymount		10	2					
												90	H	Bowling Green		10	2					
												98	N	Penn St.		1	2					

Non-Div. I Games:

Auburn

Average RPI Win:		107	WON-LOST RECORD		WINNING PCT. RANK		LAST 10 GAMES		STRENGTH OF SCHEDULE		OPP. STRENGTH OF SCHEDULE		TEAM RPI		ADJ RPI		CONF. RPI		ADJ CONF. RPI	
DIV. I ONLY			21-9-0		.7 41		9-1-0		50		30		27		.60325 26		8		8	
DIV. I NON-CONF.			19-8-0		.7037 47		7-0-0		23		19		22		.61511 21		8		8	
TOTALS		RPI 1-25		RPI 26-50		W-L RECORDS		RPI 51-100		RPI 101-150		RPI 150+								
21-9-0		2-5-0		5-1-0		OVERALL		4-2-0		3-0-0		7-1-0								
2-0-0		0-0-0		0-0-0		HOME		0-0-0		0-0-0		2-0-0								
5-1-0		1-0-0		0-0-0		AWAY		0-0-0		0-0-0		4-1-0								
14-8-0		1-5-0		5-1-0		NEUTRAL		4-2-0		3-0-0		1-0-0								
19-8-0		2-5-0		5-1-0		NON-CONFERENCE		4-2-0		3-0-0		5-0-0								
2-0-0		0-0-0		0-0-0		HOME		0-0-0		0-0-0		2-0-0								
3-0-0		1-0-0		0-0-		AWAY		0-0-0		0-0-0		2-0-0								
14-8-0		1-5-0		5-1-0		NEUTRAL		4-2-0		3-0-0		1-0-0								
2-1-0		0-0-0		0-0-0		CONFERENCE		0-0-0		0-0-0		2-1-0								
0-0-0		0-0-0		0-0-0		HOME		0-0-0		0-0-0		0-0-0								
2-1-0		0-0-0		0-0-0		AWAY		0-0-0		0-0-0		2-1-0								
0-0-0		0-0-0		0-0-0		NEUTRAL		0-0-0		0-0-0		0-0-0								
RPI	S	Opponent		Score		RPI	S	Opponent		Score		RPI	S	Opponent		Score				
1	N	California		3	6	35	N	Virginia Tech		5	0	71	N	McNeese St.		11	2			
19	N	Arizona		1	11	40	N	Boston U.		0	1	73	N	Pacific		2	5			
19	N	Arizona		0	5	42	N	Baylor		2	1	75	N	Jacksonville		2	1			
21	N	UCLA		3	6	45	N	Texas St.		4	0	75	N	Jacksonville		2	0			
22	N	Michigan		4	2	48	N	Northwestern		9	3	77	N	Miami (OH)		1	0			
23	A	North Carolina		6	2	50	N	Virginia		3	1	84	N	S.C. Upstate		1	3			
24	N	Auburn		0	5															
								LAST 10 GAMES												
						165	A	St. John's (NY)		12	6	157	A	Fla. Atlantic		4	0			
						165	A	St. John's (NY)		1	6	75	N	Jacksonville		2	1			
						165	A	St. John's (NY)		11	7	157	A	Fla. Atlantic		10	2			
						263	H	Canisius		6	5	75	N	Jacksonville		2	0			
						232	H	Colgate		6	0	171	N	Bradley		5	0			

Non-Div. I Games:

Syracuse

Average RPI Win:	114	WON-LOST RECORD	WINNING PCT. RANK	LAST 10 GAMES	STRENGTH OF SCHEDULE	OPP. STRENGTH OF SCHEDULE	TEAM RPI	ADJ RPI	CONF. RPI	ADJ CONF. RPI		
DIV. I ONLY		27-8-0	.77143	19	5-5-0	93	13	24	.60246	27	1	1
DIV. I NON-CONF.		26-3-0	.89655	10	4-0-0	210	26	25	.59515	28	1	1
<hr/>												
TOTALS	RPI 1-25	RPI 26-50		W-L RECORDS		RPI 51-100		RPI 101-150		RPI 150+		
27-8-0	2-6-0	2-0-0		OVERALL		9-0-0		6-1-0		8-1-0		
11-4-0	0-3-0	0-0-0		HOME		4-0-0		2-0-0		5-1-0		
2-3-0	1-2-0	0-0-0		AWAY		0-0-0		0-1-0		1-0-0		
14-1-0	1-1-0	2-0-0		NEUTRAL		5-0-0		4-0-0		2-0-0		
26-3-0	1-1-0	2-0-0		NON-CONFERENCE		9-0-0		6-1-0		8-1-0		
11-1-0	0-0-0	0-0-0		HOME		4-0-0		2-0-0		5-1-0		
1-1-0	0-0-0	0-0-		AWAY		0-0-0		0-1-0		1-0-0		
14-1-0	1-1-0	2-0-0		NEUTRAL		5-0-0		4-0-0		2-0-0		
1-5-0	1-5-0	0-0-0		CONFERENCE		0-0-0		0-0-0		0-0-0		
0-3-0	0-3-0	0-0-0		HOME		0-0-0		0-0-0		0-0-0		
1-2-0	1-2-0	0-0-0		AWAY		0-0-0		0-0-0		0-0-0		
0-0-0	0-0-0	0-0-0		NEUTRAL		0-0-0		0-0-0		0-0-0		
RPI	S	Opponent	Score	RPI	S	Opponent	Score	RPI	S	Opponent	Score	
1	H	California	3 4	29	N	Texas Tech	7 1	56	N	San Diego St.	8 3	
1	H	California	0 8	48	N	Northwestern	1 0	68	N	FIU	10 0	
1	H	California	0 9					73	H	Pacific	5 0	
8	N	Oklahoma	5 0					74	N	New Mexico St.	5 2	
13	N	Texas A&M	9 10					79	H	Ole Miss	13 5	
19	A	Arizona	1 3					79	H	Ole Miss	8 4	
19	A	Arizona	1 9					85	N	Portland St.	7 0	
19	A	Arizona	4 1					92	H	San Jose St.	7 2	
								100	N	East Carolina	3 1	

Non-Div. I Games:

Stanford

Average RPI Win:		141	WON-LOST RECORD		WINNING PCT. RANK	LAST 10 GAMES	STRENGTH OF SCHEDULE		OPP. STRENGTH OF SCHEDULE	TEAM RPI	ADJ RPI	CONF. RPI	ADJ CONF. RPI				
DIV. I ONLY			29-7-0		.80556	15	9-0-0		119	71	30	.59547	29	3	3		
DIV. I NON-CONF.			26-5-0		.83871	20	6-0-0		144	103	28	.59516	27	3	3		
TOTALS		RPI 1-25		RPI 26-50		W-L RECORDS		RPI 51-100		RPI 101-150		RPI 150+					
29-7-0		1-3-0		3-3-0		OVERALL		6-0-0		3-1-0		16-0-0					
11-0-0		0-0-0		2-0-0		HOME		0-0-0		3-0-0		6-0-0					
4-2-0		0-2-0		0-0-0		AWAY		2-0-0		0-0-0		2-0-0					
14-5-0		1-1-0		1-3-0		NEUTRAL		4-0-0		0-1-0		8-0-0					
26-5-0		1-1-0		3-3-0		NON-CONFERENCE		6-0-0		0-1-0		16-0-0					
8-0-0		0-0-0		2-0-0		HOME		0-0-0		0-0-0		6-0-0					
4-0-0		0-0-0		0-0-		AWAY		2-0-0		0-0-0		2-0-0					
14-5-0		1-1-0		1-3-0		NEUTRAL		4-0-0		0-1-0		8-0-0					
3-2-0		0-2-0		0-0-0		CONFERENCE		0-0-0		3-0-0		0-0-0					
3-0-0		0-0-0		0-0-0		HOME		0-0-0		3-0-0		0-0-0					
0-2-0		0-2-0		0-0-0		AWAY		0-0-0		0-0-0		0-0-0					
0-0-0		0-0-0		0-0-0		NEUTRAL		0-0-0		0-0-0		0-0-0					
RPI	S	Opponent		Score		RPI	S	Opponent		Score		RPI	S	Opponent		Score	
4	A	Texas		1 2		27	N	Stanford		1 7		56	N	San Diego St.		5 4	
4	A	Texas		0 8		34	H	New Mexico		9 4		64	N	Ohio St.		7 4	
12	N	Tennessee		0 1		34	H	New Mexico		8 5		80	A	Stony Brook		6 3	
15	N	DePaul		2 1		45	N	Texas St.		1 3		80	A	Stony Brook		4 1	
						45	N	Texas St.		6 0		85	N	Portland St.		5 1	
						48	N	Northwestern		6 14		97	N	North Texas		10 0	
						LAST 10 GAMES											
						119	H	Iowa St.		5 3		285	N	Manhattan		13 2	
						119	H	Iowa St.		6 2		180	N	Monmouth		4 2	
						119	H	Iowa St.		19 7		167	A	Seton Hall		11 0	
						167	A	Seton Hall		9 0		80	A	Stony Brook		6 3	
						285	N	Manhattan		7 2		80	A	Stony Brook		4 1	

Non-Div. I Games: Midwestern St. 10 2

Texas Tech

Average RPI Win: 141		WON-LOST	WINNING	LAST 10	STRENGTH OF		OPP. STRENGTH	TEAM	ADJ	CONF.	ADJ CONF.
Average RPI Loss: 39		RECORD	PCT. RANK	GAMES	SCHEDULE		OF SCHEDULE	RPI	RPI	RPI	RPI
DIV. I ONLY		23-10-0	.69697	42	35		100	28	.594	30	3
DIV. I NON-CONF.		21-3-0	.875	12	119		171	24	.59771	25	3
TOTALS		RPI 1-25	RPI 26-50		W-L RECORDS		RPI 51-100		RPI 101-150		RPI 150+
23-10-0		0-6-0	2-2-0		OVERALL		4-0-0		8-2-0		9-0-0
2-1-0		0-0-0	2-1-0		HOME		0-0-0		0-0-0		0-0-0
8-7-0		0-6-0	0-0-0		AWAY		2-0-0		2-1-0		4-0-0
13-2-0		0-0-0	0-1-0		NEUTRAL		2-0-0		6-1-0		5-0-0
21-3-0		0-0-0	0-1-0		NON-CONFERENCE		4-0-0		8-2-0		9-0-0
0-0-0		0-0-0	0-0-0		HOME		0-0-0		0-0-0		0-0-0
8-1-0		0-0-0	0-0-		AWAY		2-0-0		2-1-0		4-0-0
13-2-0		0-0-0	0-1-0		NEUTRAL		2-0-0		6-1-0		5-0-0
2-7-0		0-6-0	2-1-0		CONFERENCE		0-0-0		0-0-0		0-0-0
2-1-0		0-0-0	2-1-0		HOME		0-0-0		0-0-0		0-0-0
0-6-0		0-6-0	0-0-0		AWAY		0-0-0		0-0-0		0-0-0
0-0-0		0-0-0	0-0-0		NEUTRAL		0-0-0		0-0-0		0-0-0
RPI S	Opponent	Score	RPI S	Opponent	Score	RPI S	Opponent	Score	RPI S	Opponent	Score
8 A	Oklahoma	0 8	33 N	Troy	7 8	72 A	North Florida	7 3	114 N	UT Martin	4 6
8 A	Oklahoma	0 8	37 H	Oklahoma St.	3 2	72 A	North Florida	1 0	122 A	Charleston So.	6 3
8 A	Oklahoma	2 6	37 H	Oklahoma St.	1 3	80 N	Stony Brook	2 0	125 A	Missouri St.	4 5
18 A	Missouri	0 5	37 H	Oklahoma St.	1 0	83 N	Wisconsin	4 0	125 A	Missouri St.	4 2
18 A	Missouri	0 10							128 N	Middle Tenn.	6 3
18 A	Missouri	0 9							128 N	Middle Tenn.	7 3
									129 N	Delaware St.	5 2
									129 N	Delaware St.	17 1
									129 N	Delaware St.	6 1
									132 N	Connecticut	8 0
									154 N	Fairfield	14 0
									154 N	Fairfield	5 3
									166 A	Charlotte	9 6
									169 N	Northern Colo.	1 0
									194 N	Gardner-Webb	5 1
									227 N	Jackson St.	5 3
									246 A	Southeastern La.	11 0
									269 A	UNC Wilmington	9 1
									269 A	UNC Wilmington	3 0
LAST 10 GAMES											
8 A	Oklahoma	2 6	37 H	Oklahoma St.	1 3						
8 A	Oklahoma	0 8	37 H	Oklahoma St.	3 2						
8 A	Oklahoma	0 8	37 H	Oklahoma St.	1 0						
125 A	Missouri St.	4 5	18 A	Missouri	0 9						
125 A	Missouri St.	4 2	18 A	Missouri	0 5						

Non-Div. I Games:

Kansas

Average RPI Win: 146		WON-LOST	WINNING	LAST 10	STRENGTH OF		OPP. STRENGTH	TEAM	ADJ	CONF.	ADJ CONF.
Average RPI Loss: 20		RECORD	PCT. RANK	GAMES	SCHEDULE		OF SCHEDULE	RPI	RPI	RPI	RPI
DIV. I ONLY		19-18-0	.51351	128	2-8-0		2	41	31	.59317	31
DIV. I NON-CONF.		16-5-0	.7619	32	2-0-0		89	143	36	.58386	37
TOTALS		RPI 1-25	RPI 26-50		W-L RECORDS		RPI 51-100		RPI 101-150		RPI 150+
19-18-0		1-17-0	3-0-0		OVERALL		3-0-0		1-0-0		11-1-0
9-11-0		1-10-0	1-0-0		HOME		0-0-0		0-0-0		7-1-0
6-3-0		0-3-0	1-0-0		AWAY		2-0-0		0-0-0		3-0-0
4-4-0		0-4-0	1-0-0		NEUTRAL		1-0-0		1-0-0		1-0-0
16-5-0		0-4-0	3-0-0		NON-CONFERENCE		1-0-0		1-0-0		11-1-0
8-1-0		0-0-0	1-0-0		HOME		0-0-0		0-0-0		7-1-0
4-0-0		0-0-0	1-0-		AWAY		0-0-0		0-0-0		3-0-0
4-4-0		0-4-0	1-0-0		NEUTRAL		1-0-0		1-0-0		1-0-0
3-13-0		1-13-0	0-0-0		CONFERENCE		2-0-0		0-0-0		0-0-0
1-10-0		1-10-0	0-0-0		HOME		0-0-0		0-0-0		0-0-0
2-3-0		0-3-0	0-0-0		AWAY		2-0-0		0-0-0		0-0-0
0-0-0		0-0-0	0-0-0		NEUTRAL		0-0-0		0-0-0		0-0-0
RPI S	Opponent	Score	RPI S	Opponent	Score	RPI S	Opponent	Score	RPI S	Opponent	Score
2 H	Alabama	2 4	32 N	Georgia Tech	5 3	58 N	Lipscomb	3 1	144 N	Jacksonville St.	8 1
2 H	Alabama	3 9	44 A	South Ala.	7 2	69 A	South Carolina	9 0	173 H	SIU Edwardsville	5 0
2 H	Alabama	4 5	49 H	UAB	4 3	69 A	South Carolina	10 6	173 H	SIU Edwardsville	4 5
3 H	Florida	5 8							178 A	Mississippi Val.	4 3
3 H	Florida	0 1							178 H	Mississippi Val.	3 2
6 N	La.-Lafayette	3 6							186 H	Eastern Ill.	8 0
12 H	Tennessee	0 8							188 N	Memphis	9 6
12 H	Tennessee	0 8							191 H	Louisiana Tech	8 0
12 H	Tennessee	3 10							211 A	Samford	6 3
14 H	Georgia	0 5							211 H	Samford	11 5
14 H	Georgia	5 3							227 A	Jackson St.	11 2
14 H	Georgia	0 2							275 H	Columbia	11 1
15 N	DePaul	2 3							275 H	Columbia	12 4
16 N	South Fla.	0 1									
20 A	LSU	1 3									
20 A	LSU	7 10									
20 A	LSU	0 4									
22 N	Michigan	1 3									
LAST 10 GAMES											
2 H	Alabama	3 9	12 H	Tennessee	3 10						
2 H	Alabama	2 4	12 H	Tennessee	0 8						
2 H	Alabama	4 5	49 H	UAB	4 3						
178 A	Mississippi Val.	4 3	20 A	LSU	0 4						
12 H	Tennessee	0 8	20 A	LSU	1 3						

Non-Div. I Games:

Mississippi St.

Average RPI Win:		108	WON-LOST RECORD		WINNING PCT. RANK	LAST 10 GAMES	STRENGTH OF SCHEDULE		OPP. STRENGTH OF SCHEDULE	TEAM RPI	ADJ RPI	CONF. RPI	ADJ CONF. RPI				
DIV. I ONLY			23-16-0		.58974	90	7-3-0		19	26	34	.59134	32	4	4		
DIV. I NON-CONF.			17-13-0		.56667	97	1-3-0		9	25	35	.59187	30	4	4		
TOTALS		RPI 1-25		RPI 26-50		W-L RECORDS		RPI 51-100		RPI 101-150		RPI 150+					
23-16-0		4-7-0		1-5-0		OVERALL		5-2-0		7-1-0		6-1-0					
10-4-0		1-0-0		0-3-0		HOME		3-0-0		1-1-0		5-0-0					
3-5-0		0-4-0		0-0-0		AWAY		0-1-0		3-0-0		0-0-0					
10-7-0		3-3-0		1-2-0		NEUTRAL		2-1-0		3-0-0		1-1-0					
17-13-0		4-7-0		1-2-0		NON-CONFERENCE		2-2-0		4-1-0		6-1-0					
7-1-0		1-0-0		0-0-0		HOME		0-0-0		1-1-0		5-0-0					
0-5-0		0-4-0		0-0-		AWAY		0-1-0		0-0-0		0-0-0					
10-7-0		3-3-0		1-2-0		NEUTRAL		2-1-0		3-0-0		1-1-0					
6-3-0		0-0-0		0-3-0		CONFERENCE		3-0-0		3-0-0		0-0-0					
3-3-0		0-0-0		0-3-0		HOME		3-0-0		0-0-0		0-0-0					
3-0-0		0-0-0		0-0-0		AWAY		0-0-0		3-0-0		0-0-0					
0-0-0		0-0-0		0-0-0		NEUTRAL		0-0-0		0-0-0		0-0-0					
RPI	S	Opponent		Score		RPI	S	Opponent		Score		RPI	S	Opponent		Score	
2	N	Alabama		9	12	31	N	Mississippi St.		3	5	56	N	San Diego St.		2	3
6	A	La.-Lafayette		11	12	38	N	Illinois St.		6	0	59	N	Nebraska		6	5
6	A	La.-Lafayette		2	10	39	N	Massachusetts		0	1	67	A	Georgia St.		1	2
8	N	Oklahoma		1	0	50	H	Virginia		1	3	81	H	Boston College		4	0
12	N	Tennessee		0	9	50	H	Virginia		2	13	81	H	Boston College		8	0
14	H	Georgia		2	0	50	H	Virginia		1	3	81	H	Boston College		9	4
15	N	DePaul		2	4							82	N	Western Ky.		5	3
19	N	Arizona		2	1												
20	A	LSU		1	2												
24	A	Auburn		5	12												
25	N	Oregon St.		9	8												
						LAST 10 GAMES											
						117	A	North Carolina St.		5	2	6	A	La.-Lafayette		11	12
						117	A	North Carolina St.		6	3	20	A	LSU		1	2
						117	A	North Carolina St.		6	4	81	H	Boston College		4	0
						104	H	Kennesaw St.		9	1	81	H	Boston College		9	4
						6	A	La.-Lafayette		2	10	81	H	Boston College		8	0

Non-Div. I Games:

Georgia Tech

T
r
o
y

Troy				Through Games Of Through April 1, 2012											
Average RPI Win:		139	WON-LOST RECORD	WINNING PCT. RANK	LAST 10 GAMES	STRENGTH OF SCHEDULE	OPP. STRENGTH OF SCHEDULE	TEAM RPI	ADJ RPI	CONF. RPI	ADJ CONF. RPI				
DIV. I ONLY			22-11-0	.66667 53	4-6-0	29	106	32	.58983 33	7	7				
DIV. I NON-CONF.			18-5-0	.78261 28	1-0-0	80	138	29	.59099 31	7	7				
TOTALS		RPI 1-25		RPI 26-50		W-L RECORDS		RPI 51-100		RPI 101-150		RPI 150+			
22-11-0		2-5-0		1-2-0		OVERALL		7-1-0		1-2-0		11-1-0			
6-5-0		2-3-0		0-1-0		HOME		3-1-0		0-0-0		1-0-0			
2-4-0		0-2-0		0-0-0		AWAY		1-0-0		1-2-0		0-0-0			
14-2-0		0-0-0		1-1-0		NEUTRAL		3-0-0		0-0-0		10-1-0			
18-5-0		1-3-0		1-1-0		NON-CONFERENCE		5-0-0		0-0-0		11-1-0			
3-1-0		1-1-0		0-0-0		HOME		1-0-0		0-0-0		1-0-0			
1-2-0		0-2-0		0-0-		AWAY		1-0-0		0-0-0		0-0-0			
14-2-0		0-0-0		1-1-0		NEUTRAL		3-0-0		0-0-0		10-1-0			
4-6-0		1-2-0		0-1-0		CONFERENCE		2-1-0		1-2-0		0-0-0			
3-4-0		1-2-0		0-1-0		HOME		2-1-0		0-0-0		0-0-0			
1-2-0		0-0-0		0-0-0		AWAY		0-0-0		1-2-0		0-0-0			
0-0-0		0-0-0		0-0-0		NEUTRAL		0-0-0		0-0-0		0-0-0			
RPI	S	Opponent	Score	RPI	S	Opponent	Score	RPI	S	Opponent	Score	RPI	S	Opponent	Score
6	H	La.-Lafayette	1 9	30	N	Kansas	8 7	68	H	FIU	6 5	130	A	La.-Monroe	1 2
6	H	La.-Lafayette	9 4	44	H	South Ala.	3 6	68	H	FIU	4 6	130	A	La.-Monroe	3 5
6	H	La.-Lafayette	1 9	46	N	Purdue	4 10	68	H	FIU	6 1	130	A	La.-Monroe	4 3
18	H	Missouri	0 4					79	A	Ole Miss	5 1	152	N	Northern Ill.	10 2
20	A	LSU	3 6					89	N	Chattanooga	6 0	172	N	Tennessee Tech	3 2
20	A	LSU	0 1					89	N	Chattanooga	9 8	178	N	Mississippi Val.	4 3
24	H	Auburn	7 1					94	H	Ball St.	7 4	178	N	Mississippi Val.	1 2
								94	N	Ball St.	9 4	183	H	Eastern Ky.	5 4
												204	N	East Tenn. St.	12 9
												223	N	Akron	9 2
												227	N	Jackson St.	9 0
												228	N	Belmont	10 2
												228	N	Belmont	8 0
												231	N	Nicholls St.	3 0
												250	N	Cleveland St.	6 5
				LAST 10 GAMES											
				68	H	FIU	6 1	6	H	La.-Lafayette	1 9				
				68	H	FIU	6 5	6	H	La.-Lafayette	9 4				
				68	H	FIU	4 6	24	H	Auburn	7 1				
				44	H	South Ala.	3 6	130	A	La.-Monroe	3 5				
				6	H	La.-Lafayette	1 9	130	A	La.-Monroe	1 2				

T
r
o
y

Non-Div. I Games:

Troy

Average RPI Win:		143	WON-LOST RECORD		WINNING PCT. RANK		LAST 10 GAMES		STRENGTH OF SCHEDULE		OPP. STRENGTH OF SCHEDULE		TEAM RPI		ADJ RPI		CONF. RPI		ADJ CONF. RPI					
DIV. I ONLY			22-10-0		.6875		45		5-5-0		64		58		36		.58707		34		6		6	
DIV. I NON-CONF.			22-10-0		.6875		50		5-5-0		57		63		38		.58707		35		6		6	
TOTALS		RPI 1-25		RPI 26-50		W-L RECORDS		RPI 51-100		RPI 101-150		RPI 150+												
22-10-0		3-3-0		2-4-0		OVERALL		1-2-0		3-1-0		13-0-0												
8-2-0		0-0-0		0-1-0		HOME		0-1-0		2-0-0		6-0-0												
0-6-0		0-3-0		0-2-0		AWAY		0-1-0		0-0-0		0-0-0												
14-2-0		3-0-0		2-1-0		NEUTRAL		1-0-0		1-1-0		7-0-0												
22-10-0		3-3-0		2-4-0		NON-CONFERENCE		1-2-0		3-1-0		13-0-0												
8-2-0		0-0-0		0-1-0		HOME		0-1-0		2-0-0		6-0-0												
0-6-0		0-3-0		0-0-		AWAY		0-1-0		0-0-0		0-0-0												
14-2-0		3-0-0		2-1-0		NEUTRAL		1-0-0		1-1-0		7-0-0												
0-0-0		0-0-0		0-0-0		CONFERENCE		0-0-0		0-0-0		0-0-0												
0-0-0		0-0-0		0-0-0		HOME		0-0-0		0-0-0		0-0-0												
0-0-0		0-0-0		0-0-0		AWAY		0-0-0		0-0-0		0-0-0												
0-0-0		0-0-0		0-0-0		NEUTRAL		0-0-0		0-0-0		0-0-0												
RPI	S	Opponent		Score		RPI	S	Opponent		Score		RPI	S	Opponent		Score		RPI	S	Opponent		Score		
4	A	Texas		3	7	28	N	Tulsa		1	2	61	H	Utah		1	6	127	N	UC Davis		7	5	
4	A	Texas		0	5	29	A	Texas Tech		5	8	74	A	New Mexico St.		6	8	139	N	Cal Poly		2	4	
4	A	Texas		1	2	29	A	Texas Tech		4	9	87	N	Western Mich.		5	4	143	H	Central Ark.		10	8	
7	N	Oregon		7	6	45	N	Texas St.		5	3							143	H	Central Ark.		5	3	
13	N	Texas A&M		15	3	46	H	Purdue		6	10							153	N	UTSA		8	0	
25	N	Oregon St.		10	6	48	N	Northwestern		13	5							156	N	Cal St. Fullerton		5	4	
																		163	N	Weber St.		13	5	
																		163	N	Weber St.		12	1	
																		169	H	Northern Colo.		11	3	
																		179	H	North Dakota		8	0	
																		179	H	North Dakota		13	8	
																		201	H	CSU Bakersfield		18	11	
																		201	H	CSU Bakersfield		8	0	
																		218	N	Seattle		6	5	
																		218	N	Seattle		8	5	
																		245	N	Idaho St.		9	8	
																		256	H	Bryant		15	1	

Average RPI Win:	139	WON-LOST	WINNING	LAST 10	STRENGTH OF	OPP. STRENGTH	TEAM	ADJ	CONF.	ADJ CONF.	
Average RPI Loss:	51	RECORD	PCT. RANK	GAMES	SCHEDULE	OF SCHEDULE	RPI	RPI	RPI	RPI	
DIV. I ONLY	27-12-0	.69231	43	9-1-0	58	86	35	.587	35	4	4
DIV. I NON-CONF.	21-10-0	.67742	54	4-0-0	75	95	47	.57166	45	4	4
<hr/>											
TOTALS	RPI 1-25	RPI 26-50		W-L RECORDS		RPI 51-100		RPI 101-150		RPI 150+	
27-12-0	1-6-0	3-1-0		OVERALL		3-3-0		8-2-0		12-0-0	
6-2-0	1-2-0	1-0-0		HOME		0-0-0		0-0-0		4-0-0	
9-2-0	0-2-0	0-0-0		AWAY		1-0-0		6-0-0		2-0-0	
12-8-0	0-2-0	2-1-0		NEUTRAL		2-3-0		2-2-0		6-0-0	
21-10-0	0-4-0	3-1-0		NON-CONFERENCE		3-3-0		3-2-0		12-0-0	
5-0-0	0-0-0	1-0-0		HOME		0-0-0		0-0-0		4-0-0	
4-2-0	0-2-0	0-0-		AWAY		1-0-0		1-0-0		2-0-0	
12-8-0	0-2-0	2-1-0		NEUTRAL		2-3-0		2-2-0		6-0-0	
6-2-0	1-2-0	0-0-0		CONFERENCE		0-0-0		5-0-0		0-0-0	
1-2-0	1-2-0	0-0-0		HOME		0-0-0		0-0-0		0-0-0	
5-0-0	0-0-0	0-0-0		AWAY		0-0-0		5-0-0		0-0-0	
0-0-0	0-0-0	0-0-0		NEUTRAL		0-0-0		0-0-0		0-0-0	
RPI	S	Opponent	Score	RPI	S	Opponent	Score	RPI	S	Opponent	Score
2	N	Alabama	3 7	26	N	Syracuse	0 5	54	N	Pittsburgh	1 0
8	N	Oklahoma	0 10	37	N	Oklahoma St.	3 0	58	N	Lipscomb	0 2
16	A	South Fla.	0 2	43	N	Notre Dame	3 0	70	N	Hofstra	0 10
23	H	North Carolina	0 9	47	H	Radford	9 1	75	A	Jacksonville	7 2
23	H	North Carolina	5 0					77	N	Miami (OH)	6 5
23	H	North Carolina	2 3					98	N	Penn St.	7 8
24	A	Auburn	0 1								
							</				

Non-Div. I Games:

Virginia Tech

U
C
F

Tie, Loss, Non-Conf,S Site, H Home, A Away, N Neutral Page 36

Average RPI Win: 122		WON-LOST	WINNING	LAST 10	STRENGTH OF		OPP. STRENGTH	TEAM	ADJ	CONF.	ADJ CONF.
Average RPI Loss: 32		RECORD	PCT. RANK	GAMES	SCHEDULE		OF SCHEDULE	RPI	RPI	RPI	RPI
DIV. I ONLY		20-15-0	.57143	98	7-3-0		24	20	44	.58283	38
DIV. I NON-CONF.		14-12-0	.53846	114	1-0-0		8	4	32	.59332	29
TOTALS		RPI 1-25	RPI 26-50		W-L RECORDS		RPI 51-100		RPI 101-150		RPI 150+
20-15-0		1-9-0	3-1-0		OVERALL		3-4-0		6-1-0		7-0-0
3-0-0		0-0-0	0-0-0		HOME		0-0-0		0-0-0		3-0-0
4-7-0		0-4-0	0-0-0		AWAY		1-2-0		2-1-0		1-0-0
13-8-0		1-5-0	3-1-0		NEUTRAL		2-2-0		4-0-0		3-0-0
14-12-0		1-9-0	3-1-0		NON-CONFERENCE		2-2-0		4-0-0		4-0-0
0-0-0		0-0-0	0-0-0		HOME		0-0-0		0-0-0		0-0-0
1-4-0		0-4-0	0-0-		AWAY		0-0-0		0-0-0		1-0-0
13-8-0		1-5-0	3-1-0		NEUTRAL		2-2-0		4-0-0		3-0-0
6-3-0		0-0-0	0-0-0		CONFERENCE		1-2-0		2-1-0		3-0-0
3-0-0		0-0-0	0-0-0		HOME		0-0-0		0-0-0		3-0-0
3-3-0		0-0-0	0-0-0		AWAY		1-2-0		2-1-0		0-0-0
0-0-0		0-0-0	0-0-0		NEUTRAL		0-0-0		0-0-0		0-0-0
RPI S	Opponent	Score	RPI S	Opponent	Score	RPI S	Opponent	Score	RPI S	Opponent	Score
3 N	Florida	0 11	32 N	Georgia Tech	0 6	54 N	Pittsburgh	0 8	109 N	Fla. Gulf Coast	11 0
5 A	Arizona St.	3 14	40 N	Boston U.	12 8	55 A	Southern Ill.	1 2	118 N	Central Mich.	11 3
7 N	Oregon	2 5	42 N	Baylor	6 4	55 A	Southern Ill.	5 0	119 N	Iowa St.	10 2
9 A	Louisville	2 8	44 N	South Ala.	2 1	55 A	Southern Ill.	1 6	125 A	Missouri St.	2 4
9 A	Louisville	0 8				57 N	Minnesota	0 9	125 A	Missouri St.	11 2
12 N	Tennessee	0 6				76 N	Iowa	7 3	125 A	Missouri St.	4 0
16 A	South Fla.	0 1				98 N	Penn St.	1 0	126 N	Saint Louis	8 3
16 N	South Fla.	3 6							152 A	Northern Ill.	5 0
22 N	Michigan	5 1							188 N	LIU Brooklyn	9 0
22 N	Michigan	1 3							194 H	Wichita St.	3 0
									194 H	Wichita St.	5 3
									194 H	Wichita St.	4 1
									202 N	Georgetown	6 5
									219 N	Maine	5 4
LAST 10 GAMES											
			55 A	Southern Ill.	1 2		194 H	Wichita St.	5 3		
			55 A	Southern Ill.	1 6		194 H	Wichita St.	3 0		
			55 A	Southern Ill.	5 0		125 A	Missouri St.	2 4		
			152 A	Northern Ill.	5 0		125 A	Missouri St.	11 2		
			194 H	Wichita St.	4 1		125 A	Missouri St.	4 0		

Non-Div. I Games:

Illinois St.

Average RPI Win:	120	WON-LOST RECORD	WINNING PCT. RANK	LAST 10 GAMES	STRENGTH OF SCHEDULE	OPP. STRENGTH OF SCHEDULE	TEAM RPI	ADJ RPI	CONF. RPI	ADJ CONF. RPI		
DIV. I ONLY		16-10-0	.61538	78	7-3-0	36	35	37	.58234	39	19	19
DIV. I NON-CONF.		12-10-0	.54545	106	3-3-0	16	12	42	.57661	43	20	20
<hr/>												
TOTALS	RPI 1-25	RPI 26-50		W-L RECORDS		RPI 51-100		RPI 101-150		RPI 150+		
16-10-0	1-5-0	1-3-0		OVERALL		3-2-0		7-0-0		4-0-0		
3-0-0	0-0-0	0-0-0		HOME		0-0-0		1-0-0		2-0-0		
3-2-0	0-2-0	0-0-0		AWAY		1-0-0		2-0-0		0-0-0		
10-8-0	1-3-0	1-3-0		NEUTRAL		2-2-0		4-0-0		2-0-0		
<hr/>												
12-10-0	1-5-0	1-3-0		NON-CONFERENCE		3-2-0		5-0-0		2-0-0		
1-0-0	0-0-0	0-0-0		HOME		0-0-0		1-0-0		0-0-0		
1-2-0	0-2-0	0-0-		AWAY		1-0-0		0-0-0		0-0-0		
10-8-0	1-3-0	1-3-0		NEUTRAL		2-2-0		4-0-0		2-0-0		
<hr/>												
4-0-0	0-0-0	0-0-0		CONFERENCE		0-0-0		2-0-0		2-0-0		
2-0-0	0-0-0	0-0-0		HOME		0-0-0		0-0-0		2-0-0		
2-0-0	0-0-0	0-0-0		AWAY		0-0-0		2-0-0		0-0-0		
0-0-0	0-0-0	0-0-0		NEUTRAL		0-0-0		0-0-0		0-0-0		
<hr/>												
RPI S	Opponent	Score		RPI S	Opponent	Score		RPI S	Opponent	Score		
2 A	Alabama	0	8	32 N	Georgia Tech	1	0	66 N	Illinois	4	1	
9 N	Louisville	0	2	48 N	Northwestern	5	13	66 N	Illinois	2	4	
12 N	Tennessee	0	5	49 N	UAB	0	19	66 N	Illinois	2	7	
15 N	DePaul	0	8	49 N	UAB	2	3	68 A	FIU	3	1	
16 A	South Fla.	1	2					89 N	Chattanooga	12	11	
22 N	Michigan	1	0									
<hr/>												
				LAST 10 GAMES								
				200 H Dayton				48 N Northwestern				
				200 H Dayton				16 A South Fla.				
				121 H Quinnipiac				109 N Fla. Gulf Coast				
				126 A Saint Louis				89 N Chattanooga				
				126 A Saint Louis				66 N Illinois				

Non-Div. I Games:

Massachusetts

Average RPI Win:		122	WON-LOST RECORD		WINNING PCT. RANK		LAST 10 GAMES		STRENGTH OF SCHEDULE		OPP. STRENGTH OF SCHEDULE		TEAM RPI		ADJ RPI		CONF. RPI		ADJ CONF. RPI				
Average RPI Loss:		89																					
DIV. I ONLY			20-11-0		.64516 69		6-3-0		31		116		38		.58124 40		16		16				
DIV. I NON-CONF.			16-9-0		.64 63		2-1-0		34		114		41		.57665 42		17		18				
TOTALS		RPI 1-25		RPI 26-50		W-L RECORDS		RPI 51-100		RPI 101-150		RPI 150+											
20-11-0		1-2-0		1-1-0		OVERALL		5-5-0		5-1-0		8-2-0											
5-2-0		0-0-0		0-0-0		HOME		2-2-0		0-0-0		3-0-0											
1-1-0		0-0-0		0-0-0		AWAY		0-0-0		0-1-0		1-0-0											
14-8-0		1-2-0		1-1-0		NEUTRAL		3-3-0		5-0-0		4-2-0											
16-9-0		1-2-0		1-1-0		NON-CONFERENCE		4-3-0		5-1-0		5-2-0											
1-0-0		0-0-0		0-0-0		HOME		1-0-0		0-0-0		0-0-0											
1-1-0		0-0-0		0-0-		AWAY		0-0-0		0-1-0		1-0-0											
14-8-0		1-2-0		1-1-0		NEUTRAL		3-3-0		5-0-0		4-2-0											
4-2-0		0-0-0		0-0-0		CONFERENCE		1-2-0		0-0-0		3-0-0											
4-2-0		0-0-0		0-0-0		HOME		1-2-0		0-0-0		3-0-0											
0-0-0		0-0-0		0-0-0		AWAY		0-0-0		0-0-0		0-0-0											
0-0-0		0-0-0		0-0-0		NEUTRAL		0-0-0		0-0-0		0-0-0											
RPI	S	Opponent		Score		RPI	S	Opponent		Score		RPI	S	Opponent		Score		RPI	S	Opponent		Score	
6	N	La.-Lafayette		1	5	26	N	Syracuse		1	0	66	N	Illinois		8	1	102	N	Maryland		1	0
9	N	Louisville		0	2	38	N	Illinois St.		8	12	66	N	Illinois		4	5	105	N	Coastal Caro.		7	1
16	N	South Fla.		5	3							72	N	North Florida		1	3	110	N	Fordham		4	3
												77	N	Miami (OH)		2	1	131	N	Winthrop		3	0
												80	H	Stony Brook		8	3	132	A	Connecticut		0	3
												80	H	Stony Brook		0	1	145	N	Murray St.		3	1
												80	H	Stony Brook		3	4	152	N	Northern Ill.		2	0
												81	H	Boston College		1	0	155	H	Binghamton		4	3
												84	N	S.C. Upstate		4	2	155	H	Binghamton		3	0
												99	N	UNI		0	1	155	H	Binghamton		5	4
																		171	N	Bradley		5	3
																		188	N	Memphis		7	3
																		188	N	LIU Brooklyn		3	4
																		193	N	Florida A&M		3	2
																		204	N	East Tenn. St.		3	7
																		256	A	Bryant		13	3
LAST 10 GAMES																							
80 H Stony Brook						8	3	155 H Binghamton						5	4								
80 H Stony Brook						3	4	155 H Binghamton						4	3								
80 H Stony Brook						0	1	81 H Boston College						1	0								
132 A Connecticut						0	3	256 A Bryant						13	3								
155 H Binghamton						3	0	152 N Northern Ill.						2	0								

Non-Div. I Games:

Boston U.

Average RPI Win: 142		WON-LOST	WINNING	LAST 10	STRENGTH OF		OPP. STRENGTH	TEAM	ADJ	CONF.	ADJ CONF.
Average RPI Loss: 40		RECORD	PCT. RANK	GAMES	SCHEDULE		OF SCHEDULE	RPI	RPI	RPI	RPI
DIV. I ONLY		22-12-0	.64706 66	3-7-0	57		49	47	.58053 42	3	3
DIV. I NON-CONF.		21-6-0	.77778 29	2-1-0	174		71	50	.57069 48	3	3
TOTALS		RPI 1-25	RPI 26-50		W-L RECORDS		RPI 51-100		RPI 101-150		RPI 150+
22-12-0	3-7-0	0-3-0		OVERALL		5-1-0		2-0-0		12-1-0	
16-5-0	1-2-0	0-1-0		HOME		5-1-0		0-0-0		10-1-0	
3-4-0	0-4-0	0-0-0		AWAY		0-0-0		2-0-0		1-0-0	
3-3-0	2-1-0	0-2-0		NEUTRAL		0-0-0		0-0-0		1-0-0	
21-6-0	2-1-0	0-3-0		NON-CONFERENCE		5-1-0		2-0-0		12-1-0	
15-3-0	0-0-0	0-1-0		HOME		5-1-0		0-0-0		10-1-0	
3-0-0	0-0-0	0-0-0		AWAY		0-0-0		2-0-0		1-0-0	
3-3-0	2-1-0	0-2-0		NEUTRAL		0-0-0		0-0-0		1-0-0	
1-6-0	1-6-0	0-0-0		CONFERENCE		0-0-0		0-0-0		0-0-0	
1-2-0	1-2-0	0-0-0		HOME		0-0-0		0-0-0		0-0-0	
0-4-0	0-4-0	0-0-0		AWAY		0-0-0		0-0-0		0-0-0	
0-0-0	0-0-0	0-0-0		NEUTRAL		0-0-0		0-0-0		0-0-0	
RPI S	Opponent	Score		RPI S	Opponent	Score		RPI S	Opponent	Score	
7 N	Oregon	2	1	26 N	Syracuse	1	2	62 H	Arkansas	1	5
8 H	Oklahoma	0	5	38 N	Illinois St.	4	6	65 H	North Dakota St.	1	0
8 H	Oklahoma	1	0	45 H	Texas St.	0	1	76 H	Iowa	4	0
8 H	Oklahoma	0	2					97 H	North Texas	2	1
13 A	Texas A&M	1	6					97 H	North Texas	2	1
18 A	Missouri	0	7					97 H	North Texas	3	2
18 A	Missouri	2	4								
18 A	Missouri	1	6								
21 N	UCLA	6	10								
23 N	North Carolina	2	0								
				LAST 10 GAMES							
18 A	Missouri	0	7	8 H	Oklahoma	0	5	112 A	A&M-Corpus Christi	6	1
18 A	Missouri	2	4	8 H	Oklahoma	0	2	112 A	A&M-Corpus Christi	3	0
18 A	Missouri	1	6	205 H	Buffalo	0	1	153 H	UTSA	5	0
13 A	Texas A&M	1	6	205 H	Buffalo	3	0	187 H	Texas-Arlington	11	0
8 H	Oklahoma	1	0	217 H	Liberty	2	1	191 H	Louisiana Tech	3	1
								191 H	Louisiana Tech	3	1
								194 N	Wichita St.	5	1
								205 H	Buffalo	0	1
								205 H	Buffalo	3	0
								212 H	Stephen F. Austin	6	3
								214 H	Northwestern St.	3	0
								214 H	Northwestern St.	3	0
								217 H	Liberty	2	1
								228 A	Belmont	10	5
								229 H	UTEP	11	1

Non-Div. I Games:

Baylor

Average RPI Win: 111		WON-LOST RECORD		WINNING PCT. RANK		LAST 10 GAMES		STRENGTH OF SCHEDULE		OPP. STRENGTH OF SCHEDULE		TEAM RPI		ADJ RPI		CONF. RPI		ADJ CONF. RPI	
DIV. I ONLY		17-10-0		.62963 72		8-2-0		48		57		46		.57982 43		8		8	
DIV. I NON-CONF.		14-10-0		.58333 89		5-2-0		34		46		52		.57104 46		8		8	
TOTALS		RPI 1-25		RPI 26-50		W-L RECORDS		RPI 51-100		RPI 101-150		RPI 150+							
17-10-0		3-3-0		0-1-0		OVERALL		5-4-0		5-2-0		4-0-0							
6-0-0		0-0-0		0-0-0		HOME		1-0-0		3-0-0		2-0-0							
4-2-0		2-0-0		0-0-0		AWAY		1-1-0		0-1-0		1-0-0							
7-8-0		1-3-0		0-1-0		NEUTRAL		3-3-0		2-1-0		1-0-0							
14-10-0		3-3-0		0-1-0		NON-CONFERENCE		5-4-0		2-2-0		4-0-0							
3-0-0		0-0-0		0-0-0		HOME		1-0-0		0-0-0		2-0-0							
4-2-0		2-0-0		0-0-		AWAY		1-1-0		0-1-0		1-0-0							
7-8-0		1-3-0		0-1-0		NEUTRAL		3-3-0		2-1-0		1-0-0							
3-0-0		0-0-0		0-0-0		CONFERENCE		0-0-0		3-0-0		0-0-0							
3-0-0		0-0-0		0-0-0		HOME		0-0-0		3-0-0		0-0-0							
0-0-0		0-0-0		0-0-0		AWAY		0-0-0		0-0-0		0-0-0							
0-0-0		0-0-0		0-0-0		NEUTRAL		0-0-0		0-0-0		0-0-0							
RPI	S	Opponent		Score		RPI	S	Opponent		Score		RPI	S	Opponent		Score			
10	N	Washington		2	7	35	N	Virginia Tech		0	3	53	N	Boise St.		1	3		
22	N	Michigan		1	2							56	A	San Diego St.		3	8		
23	A	North Carolina		6	5							57	N	Minnesota		1	9		
23	A	North Carolina		9	3							64	N	Ohio St.		3	1		
25	N	Oregon St.		2	3							76	N	Iowa		2	0		
25	N	Oregon St.		8	1							87	H	Western Mich.		5	3		
												88	A	Loyola Marymount		4	3		
												91	N	UNLV		2	3		
												98	N	Penn St.		6	3		

Non-Div. I Games:

Notre Dame

Average RPI Win: 127		WON-LOST	WINNING	LAST 10	STRENGTH OF		OPP. STRENGTH	TEAM	ADJ	CONF.	ADJ CONF.
Average RPI Loss: 83		RECORD	PCT. RANK	GAMES	SCHEDULE		OF SCHEDULE	RPI	RPI	RPI	RPI
DIV. I ONLY		23-9-0	.71875	33	8-2-0		91	73	39	.57899	44
DIV. I NON-CONF.		12-7-0	.63158	66	0-0-0		71	67	58	.56219	58
TOTALS		RPI 1-25	RPI 26-50		W-L RECORDS		RPI 51-100		RPI 101-150		RPI 150+
23-9-0		0-3-0	3-2-0		OVERALL		7-1-0		6-0-0		7-3-0
8-3-0		0-1-0	0-1-0		HOME		1-0-0		6-0-0		1-1-0
7-5-0		0-2-0	2-0-0		AWAY		2-1-0		0-0-0		3-2-0
8-1-0		0-0-0	1-1-0		NEUTRAL		4-0-0		0-0-0		3-0-0
12-7-0		0-3-0	2-2-0		NON-CONFERENCE		5-0-0		0-0-0		5-2-0
2-3-0		0-1-0	0-1-0		HOME		1-0-0		0-0-0		1-1-0
2-3-0		0-2-0	1-0-		AWAY		0-0-0		0-0-0		1-1-0
8-1-0		0-0-0	1-1-0		NEUTRAL		4-0-0		0-0-0		3-0-0
11-2-0		0-0-0	1-0-0		CONFERENCE		2-1-0		6-0-0		2-1-0
6-0-0		0-0-0	0-0-0		HOME		0-0-0		6-0-0		0-0-0
5-2-0		0-0-0	1-0-0		AWAY		2-1-0		0-0-0		2-1-0
0-0-0		0-0-0	0-0-0		NEUTRAL		0-0-0		0-0-0		0-0-0
RPI S	Opponent	Score	RPI S	Opponent	Score	RPI S	Opponent	Score	RPI S	Opponent	Score
2 H	Alabama	1 12	31 H	Mississippi St.	2 7	55 N	Southern Ill.	16 0	128 H	Middle Tenn.	4 3
20 A	LSU	0 1	33 A	Troy	6 3	58 H	Lipscomb	6 1	128 H	Middle Tenn.	3 2
20 A	LSU	4 5	38 N	Illinois St.	1 2	58 N	Lipscomb	9 2	128 H	Middle Tenn.	8 0
			46 N	Purdue	7 5	71 N	McNeese St.	3 0	130 H	La.-Monroe	2 1
			49 A	UAB	1 0	82 A	Western Ky.	4 5	130 H	La.-Monroe	9 1
						82 A	Western Ky.	5 1	130 H	La.-Monroe	7 2
						82 A	Western Ky.	2 1	157 A	Fla. Atlantic	3 1
						94 N	Ball St.	3 0	157 A	Fla. Atlantic	8 3
									157 A	Fla. Atlantic	3 4
									188 H	Memphis	1 3
									202 N	Georgetown	8 0
									211 A	Samford	3 5
									231 A	Nicholls St.	8 2
									246 H	Southeastern La.	16 1
									246 N	Southeastern La.	8 1
									277 N	Alcorn St.	8 0
			LAST 10 GAMES								
			128 H	Middle Tenn.	8 0	157 A	Fla. Atlantic	3 4			
			128 H	Middle Tenn.	4 3	157 A	Fla. Atlantic	3 1			
			128 H	Middle Tenn.	3 2	82 A	Western Ky.	4 5			
			33 A	Troy	6 3	82 A	Western Ky.	2 1			
			157 A	Fla. Atlantic	8 3	82 A	Western Ky.	5 1			

Non-Div. I Games:

South Ala.

Average RPI Win:		124	WON-LOST RECORD		WINNING PCT. RANK		LAST 10 GAMES		STRENGTH OF SCHEDULE		OPP. STRENGTH OF SCHEDULE		TEAM RPI		ADJ RPI		CONF. RPI		ADJ CONF. RPI				
DIV. I ONLY			22-9-0		.70968 38		8-2-0		102		33		41		.57685 46		5		5				
DIV. I NON-CONF.			16-9-0		.64 63		2-2-0		30		73		39		.58052 40		5		5				
TOTALS		RPI 1-25		RPI 26-50		W-L RECORDS		RPI 51-100		RPI 101-150		RPI 150+											
22-9-0		0-3-0		2-2-0		OVERALL		7-3-0		7-1-0		6-0-0											
6-0-0		0-0-0		0-0-0		HOME		3-0-0		3-0-0		0-0-0											
5-2-0		0-0-0		1-0-0		AWAY		2-2-0		1-0-0		1-0-0											
11-7-0		0-3-0		1-2-0		NEUTRAL		2-1-0		3-1-0		5-0-0											
16-9-0		0-3-0		2-2-0		NON-CONFERENCE		4-3-0		4-1-0		6-0-0											
0-0-0		0-0-0		0-0-0		HOME		0-0-0		0-0-0		0-0-0											
5-2-0		0-0-0		1-0-		AWAY		2-2-0		1-0-0		1-0-0											
11-7-0		0-3-0		1-2-0		NEUTRAL		2-1-0		3-1-0		5-0-0											
6-0-0		0-0-0		0-0-0		CONFERENCE		3-0-0		3-0-0		0-0-0											
6-0-0		0-0-0		0-0-0		HOME		3-0-0		3-0-0		0-0-0											
0-0-0		0-0-0		0-0-0		AWAY		0-0-0		0-0-0		0-0-0											
0-0-0		0-0-0		0-0-0		NEUTRAL		0-0-0		0-0-0		0-0-0											
RPI	S	Opponent		Score		RPI	S	Opponent		Score		RPI	S	Opponent		Score							
1	N	California		1	9	33	N	Troy		10	4	51	A	Fresno St.		2	5	113	A	Valparaiso		4	3
7	N	Oregon		1	8	34	A	New Mexico		10	6	51	A	Fresno St.		1	6	114	N	UT Martin		12	5
7	N	Oregon		1	9	41	N	BYU		1	14	56	A	San Diego St.		6	5	116	H	Michigan St.		2	0
						44	N	South Ala.		5	7	56	N	San Diego St.		2	1	116	H	Michigan St.		10	6
												89	A	Chattanooga		6	0	116	H	Michigan St.		8	4
												91	N	UNLV		2	6	117	N	North Carolina St.		7	5
												95	N	Longwood		8	0	120	N	Temple		1	5
												98	H	Penn St.		7	0	143	N	Central Ark.		8	6
												98	H	Penn St.		5	0	156	A	Cal St. Fullerton		8	6
												98	H	Penn St.		2	1	169	N	Northern Colo.		10	1
																		181	N	Butler		3	0
																		228	N	Belmont		10	1
																		235	N	Niagara		14	6
																		256	N	Bryant		10	2
						LAST 10 GAMES																	
						98	H	Penn St.		5	0	116	H	Michigan St.		10	6						
						98	H	Penn St.		7	0	116	H	Michigan St.		8	4						
						98	H	Penn St.		2	1	91	N	UNLV		2	6						
						113	A	Valparaiso		4	3	56	A	San Diego St.		6	5						
						116	H	Michigan St.		2	0	41	N	BYU		1	14						

Non-Div. I Games:

Purdue

Average RPI Win:		161	WON-LOST RECORD		WINNING PCT. RANK		LAST 10 GAMES		STRENGTH OF SCHEDULE		OPP. STRENGTH OF SCHEDULE		TEAM RPI		ADJ RPI		CONF. RPI		ADJ CONF. RPI					
DIV. I ONLY			18-9-0		.66667		53		9-1-0		49		132		43		.57659		47		15		15	
DIV. I NON-CONF.			13-8-0		.61905		73		4-0-0		14		102		33		.58532		36		16		16	
TOTALS		RPI 1-25		RPI 26-50				W-L RECORDS				RPI 51-100				RPI 101-150				RPI 150+				
18-9-0		1-3-0		0-1-0				OVERALL				1-3-0				3-1-0				13-1-0				
7-0-0		0-0-0		0-0-0				HOME				0-0-0				0-0-0				7-0-0				
6-5-0		0-3-0		0-1-0				AWAY				1-0-0				0-0-0				5-1-0				
5-4-0		1-0-0		0-0-0				NEUTRAL				0-3-0				3-1-0				1-0-0				
13-8-0		1-3-0		0-1-0				NON-CONFERENCE				1-3-0				3-1-0				8-0-0				
5-0-0		0-0-0		0-0-0				HOME				0-0-0				0-0-0				5-0-0				
3-4-0		0-3-0		0-0-				AWAY				1-0-0				0-0-0				2-0-0				
5-4-0		1-0-0		0-0-0				NEUTRAL				0-3-0				3-1-0				1-0-0				
5-1-0		0-0-0		0-0-0				CONFERENCE				0-0-0				0-0-0				5-1-0				
2-0-0		0-0-0		0-0-0				HOME				0-0-0				0-0-0				2-0-0				
3-1-0		0-0-0		0-0-0				AWAY				0-0-0				0-0-0				3-1-0				
0-0-0		0-0-0		0-0-0				NEUTRAL				0-0-0				0-0-0				0-0-0				
RPI	S	Opponent		Score		RPI	S	Opponent		Score		RPI	S	Opponent		Score		RPI	S	Opponent		Score		
11	A	Hawaii		3	11	35	A	Virginia Tech		1	9	52	N	Kentucky		5	9	101	N	UC Santa Barbara		3	0	
11	A	Hawaii		0	4							55	N	Southern Ill.		3	4	101	N	UC Santa Barbara		1	2	
11	A	Hawaii		1	5							60	A	Ga. Southern		6	4	144	N	Jacksonville St.		3	2	
17	N	Florida St.		3	2							93	N	Albany (NY)		2	9	146	N	Robert Morris		3	1	
																		155	H	Binghamton		1	0	
																		155	H	Binghamton		6	5	
																		159	H	Lehigh		3	0	
																		159	H	Lehigh		4	3	
																		168	N	Marist		5	1	
																		182	A	Campbell		10	2	
																		182	A	Campbell		3	0	
																		182	A	Campbell		4	8	
																		207	A	James Madison		3	2	
																		207	A	James Madison		6	3	
																		208	H	Appalachian St.		6	5	
																		217	A	Liberty		6	3	
																		217	H	Liberty		9	1	
																		217	H	Liberty		4	3	
						LAST 10 GAMES																		
								182 A Campbell		3	0			208 H Appalachian St.		6	5							
								182 A Campbell		10	2			217 A Liberty		6	3							
								182 A Campbell		4	8			159 H Lehigh		4	3							
								217 H Liberty		4	3			155 H Binghamton		1	0							
								217 H Liberty		9	1			159 H Lehigh		3	0							

Non-Div. I Games:

Radford

Average RPI Win: 123		WON-LOST RECORD		WINNING PCT. RANK		LAST 10 GAMES		STRENGTH OF SCHEDULE		OPP. STRENGTH OF SCHEDULE		TEAM RPI		ADJ RPI		CONF. RPI		ADJ CONF. RPI									
DIV. I ONLY		14-18-0		.4375 172		6-4-0		5		37		52		.57487 48		5		5									
DIV. I NON-CONF.		12-14-0		.46154 157		4-0-0		1		28		37		.58995 32		5		5									
TOTALS		RPI 1-25		RPI 26-50		W-L RECORDS		RPI 51-100		RPI 101-150		RPI 150+															
14-18-0		2-9-0		2-4-0		OVERALL		3-5-0		1-0-0		6-0-0															
1-0-0		0-0-0		0-0-0		HOME		0-0-0		0-0-0		1-0-0															
2-7-0		0-3-0		0-0-0		AWAY		2-4-0		0-0-0		0-0-0															
11-11-0		2-6-0		2-4-0		NEUTRAL		1-1-0		1-0-0		5-0-0															
12-14-0		2-9-0		2-4-0		NON-CONFERENCE		1-1-0		1-0-0		6-0-0															
1-0-0		0-0-0		0-0-0		HOME		0-0-0		0-0-0		1-0-0															
0-3-0		0-3-0		0-0-		AWAY		0-0-0		0-0-0		0-0-0															
11-11-0		2-6-0		2-4-0		NEUTRAL		1-1-0		1-0-0		5-0-0															
2-4-0		0-0-0		0-0-0		CONFERENCE		2-4-0		0-0-0		0-0-0															
0-0-0		0-0-0		0-0-0		HOME		0-0-0		0-0-0		0-0-0															
2-4-0		0-0-0		0-0-0		AWAY		2-4-0		0-0-0		0-0-0															
0-0-0		0-0-0		0-0-0		NEUTRAL		0-0-0		0-0-0		0-0-0															
RPI	S	Opponent		Score		RPI	S	Opponent		Score		RPI	S	Opponent		Score		RPI	S	Opponent		Score					
1	N	California		1	5	26	N	Syracuse		3	9	59	A	Nebraska		6	7	141	N	Colorado St.		8	1				
5	A	Arizona St.		5	10	27	N	Stanford		0	1	59	A	Nebraska		1	8	154	N	Fairfield		12	1				
6	A	La.-Lafayette		4	6	29	N	Texas Tech		14	6	59	A	Nebraska		6	9	188	N	LIU Brooklyn		4	3				
7	N	Oregon		6	10	34	N	New Mexico		5	13	83	A	Wisconsin		8	3	191	N	Louisiana Tech		10	6				
10	N	Washington		3	10	37	N	Oklahoma St.		3	4	83	A	Wisconsin		10	6	210	N	Southern Miss.		7	2				
13	N	Texas A&M		6	3	39	N	Massachusetts		13	5	83	A	Wisconsin		4	12	215	H	Ill.-Chicago		7	2				
16	A	South Fla.		1	2							89	N	Chattanooga		2	6	262	N	Hartford		8	0				
17	N	Florida St.		0	1							100	N	East Carolina		4	2										
18	N	Missouri		7	1																						
23	N	North Carolina		0	5																						
25	N	Oregon St.		3	5																						
						LAST 10 GAMES																					
						83 A Wisconsin						8	3	59 A Nebraska						6	7						
						83 A Wisconsin						10	6	59 A Nebraska						6	9						
						83 A Wisconsin						4	12	262 N Hartford						8	0						
						215 H Ill.-Chicago						7	2	39 N Massachusetts						13	5						
						59 A Nebraska						1	8	188 N LIU Brooklyn						4	3						

Non-Div. I Games:

Northwestern

UAB				Through Games Of Through April 1, 2012													
Average RPI Win:		112	WON-LOST	WINNING	LAST 10	STRENGTH OF		OPP. STRENGTH	TEAM	ADJ		CONF.	ADJ CONF.				
Average RPI Loss:		55	RECORD	PCT. RANK	GAMES	SCHEDULE		OF SCHEDULE	RPI	RPI		RPI	RPI				
DIV. I ONLY			20-13-0	.60606	83	7-3-0		52	25	48	.57195	49	10	10			
DIV. I NON-CONF.			13-11-0	.54167	110	3-1-0		22	9	49	.56839	50	10	10			
TOTALS		RPI 1-25		RPI 26-50		W-L RECORDS		RPI 51-100		RPI 101-150		RPI 150+					
20-13-0		0-4-0		2-2-0		OVERALL		4-5-0		10-2-0		4-0-0					
6-5-0		0-1-0		0-1-0		HOME		1-2-0		2-1-0		3-0-0					
6-2-0		0-1-0		0-1-0		AWAY		3-0-0		3-0-0		0-0-0					
8-6-0		0-2-0		2-0-0		NEUTRAL		0-3-0		5-1-0		1-0-0					
13-11-0		0-4-0		2-2-0		NON-CONFERENCE		3-3-0		7-2-0		1-0-0					
2-3-0		0-1-0		0-1-0		HOME		0-0-0		2-1-0		0-0-0					
3-2-0		0-1-0		0-0-		AWAY		3-0-0		0-0-0		0-0-0					
8-6-0		0-2-0		2-0-0		NEUTRAL		0-3-0		5-1-0		1-0-0					
7-2-0		0-0-0		0-0-0		CONFERENCE		1-2-0		3-0-0		3-0-0					
4-2-0		0-0-0		0-0-0		HOME		1-2-0		0-0-0		3-0-0					
3-0-0		0-0-0		0-0-0		AWAY		0-0-0		3-0-0		0-0-0					
0-0-0		0-0-0		0-0-0		NEUTRAL		0-0-0		0-0-0		0-0-0					
RPI	S	Opponent		Score		RPI	S	Opponent		Score		RPI	S	Opponent		Score	
2	A	Alabama		1	4	31	A	Mississippi St.		3	4	52	A	Kentucky		6	5
2	H	Alabama		1	8	39	N	Massachusetts		3	2	52	A	Kentucky		20	7
9	N	Louisville		4	5	39	N	Massachusetts		19	0	63	H	Houston		5	6
19	N	Arizona		0	7	44	H	South Ala.		0	1	63	H	Houston		3	2
												63	H	Houston		1	2
												66	N	Illinois		0	1
												68	A	FIU		6	4
												82	N	Western Ky.		2	3
												82	N	Western Ky.		0	6

Non-Div. I Games:

UAB

Average RPI Win: 131		WON-LOST RECORD		WINNING PCT. RANK		LAST 10 GAMES		STRENGTH OF SCHEDULE		OPP. STRENGTH OF SCHEDULE		TEAM RPI		ADJ RPI		CONF. RPI		ADJ CONF. RPI					
DIV. I ONLY		18-13-0		.58065 95		2-8-0		34		47		49		.57182 50		4		4					
DIV. I NON-CONF.		13-9-0		.59091 86		0-4-0		94		75		80		.54204 81		4		4					
TOTALS		RPI 1-25		RPI 26-50		W-L RECORDS		RPI 51-100		RPI 101-150		RPI 150+											
18-13-0		0-7-0		3-1-0		OVERALL		5-3-0		3-2-0		7-0-0											
4-3-0		0-3-0		0-0-0		HOME		0-0-0		1-0-0		3-0-0											
7-1-0		0-0-0		3-0-0		AWAY		3-1-0		1-0-0		0-0-0											
7-9-0		0-4-0		0-1-0		NEUTRAL		2-2-0		1-2-0		4-0-0											
13-9-0		0-4-0		0-1-0		NON-CONFERENCE		3-2-0		3-2-0		7-0-0											
4-0-0		0-0-0		0-0-0		HOME		0-0-0		1-0-0		3-0-0											
2-0-0		0-0-0		0-0-		AWAY		1-0-0		1-0-0		0-0-0											
7-9-0		0-4-0		0-1-0		NEUTRAL		2-2-0		1-2-0		4-0-0											
5-4-0		0-3-0		3-0-0		CONFERENCE		2-1-0		0-0-0		0-0-0											
0-3-0		0-3-0		0-0-0		HOME		0-0-0		0-0-0		0-0-0											
5-1-0		0-0-0		3-0-0		AWAY		2-1-0		0-0-0		0-0-0											
0-0-0		0-0-0		0-0-0		NEUTRAL		0-0-0		0-0-0		0-0-0											
RPI	S	Opponent		Score		RPI	S	Opponent		Score		RPI	S	Opponent		Score							
7	N	Oregon		2	6	26	N	Syracuse		1	3	51	N	Fresno St.		0	1	110	N	Fordham	6	4	
8	N	Oklahoma		1	9	32	A	Georgia Tech		3	1	70	N	Hofstra		7	2	110	N	Fordham	1	2	
9	N	Louisville		1	2	32	A	Georgia Tech		3	1	76	N	Iowa		0	2	127	N	UC Davis	5	11	
17	H	Florida St.		1	3	32	A	Georgia Tech		13	2	81	A	Boston College		5	1	134	A	Ohio	7	6	
17	H	Florida St.		0	2							81	A	Boston College		7	4	134	H	Ohio	9	2	
17	H	Florida St.		0	5							81	A	Boston College		4	10	165	N	St. John's (NY)	4	1	
22	N	Michigan		1	7							98	N	Penn St.		13	1	170	H	Saint Joseph's	3	1	
												100	A	East Carolina		3	1	170	H	Saint Joseph's	8	3	
																		226	N	Drexel	14	0	
																		226	N	Drexel	5	2	
																		232	H	Colgate	13	2	
																		263	N	Canisius	7	2	
						LAST 10 GAMES																	
						81	A	Boston College		5	1	17	H	Florida St.		0	2						
						81	A	Boston College		4	10	8	N	Oklahoma		1	9						
						81	A	Boston College		7	4	76	N	Iowa		0	2						
						17	H	Florida St.		1	3	127	N	UC Davis		5	11						
						17	H	Florida St.		0	5	51	N	Fresno St.		0	1						

Non-Div. I Games:

Virginia

Average RPI Win: 129		WON-LOST	WINNING	LAST 10	STRENGTH OF		OPP. STRENGTH	TEAM	ADJ		CONF.	ADJ CONF.
Average RPI Loss: 73		RECORD	PCT. RANK	GAMES	SCHEDULE		OF SCHEDULE	RPI	RPI		RPI	RPI
DIV. I ONLY		24-13-0	.64865	64	6-4-0		86	53	54		.57162	51
DIV. I NON-CONF.		20-12-0	.625	70	2-3-0		69	47	56		.56726	52
TOTALS		RPI 1-25	RPI 26-50		W-L RECORDS		RPI 51-100		RPI 101-150		RPI 150+	
24-13-0		1-6-0	5-0-0		OVERALL		2-2-0		5-3-0		11-2-0	
16-4-0		0-2-0	4-0-0		HOME		1-0-0		4-1-0		7-1-0	
2-1-0		0-0-0	0-0-0		AWAY		0-0-0		0-0-0		2-1-0	
6-8-0		1-4-0	1-0-0		NEUTRAL		1-2-0		1-2-0		2-0-0	
20-12-0		1-6-0	3-0-0		NON-CONFERENCE		2-2-0		5-3-0		9-1-0	
14-4-0		0-2-0	2-0-0		HOME		1-0-0		4-1-0		7-1-0	
0-0-0		0-0-0	0-0-		AWAY		0-0-0		0-0-0		0-0-0	
6-8-0		1-4-0	1-0-0		NEUTRAL		1-2-0		1-2-0		2-0-0	
4-1-0		0-0-0	2-0-0		CONFERENCE		0-0-0		0-0-0		2-1-0	
2-0-0		0-0-0	2-0-0		HOME		0-0-0		0-0-0		0-0-0	
2-1-0		0-0-0	0-0-0		AWAY		0-0-0		0-0-0		2-1-0	
0-0-0		0-0-0	0-0-0		NEUTRAL		0-0-0		0-0-0		0-0-0	
RPI S	Opponent	Score	RPI S	Opponent	Score	RPI S	Opponent	Score	RPI S	Opponent	Score	
1 H	California	5 8	41 H	BYU	10 9	56 N	San Diego St.	4 1	101 H	UC Santa Barbara	2 1	
5 N	Arizona St.	0 4	41 H	BYU	3 1	64 N	Ohio St.	0 3	119 N	Iowa St.	3 0	
6 N	La.-Lafayette	1 9	46 H	Purdue	6 1	65 H	North Dakota St.	1 0	132 H	Connecticut	8 3	
7 H	Oregon	4 5	46 H	Purdue	5 2	76 N	Iowa	1 7	132 H	Connecticut	6 1	
15 N	DePaul	0 4	50 N	Virginia	1 0				137 H	Sacramento St.	1 2	
19 N	Arizona	0 9							138 N	San Diego	4 6	
21 N	UCLA	6 3							149 H	UC Riverside	7 3	
									150 N	Cal St. Northridge	5 8	
									156 H	Cal St. Fullerton	8 0	
									156 H	Cal St. Fullerton	2 0	
									158 H	Long Beach St.	1 4	
									166 N	Charlotte	5 1	
									170 N	Saint Joseph's	3 0	
									175 A	Nevada	7 3	
									175 A	Nevada	3 4	
									175 A	Nevada	3 0	
									181 H	Butler	12 1	
									181 H	Butler	9 1	
									230 H	Toledo	9 1	
									254 H	Santa Clara	8 0	
									254 H	Santa Clara	7 0	
LAST 10 GAMES												
			41 H	BYU	10 9				175 A	Nevada	3 0	
			41 H	BYU	3 1				5 N	Arizona St.	0 4	
			101 H	UC Santa Barbara	2 1				6 N	La.-Lafayette	1 9	
			175 A	Nevada	7 3				50 N	Virginia	1 0	
			175 A	Nevada	3 4				15 N	DePaul	0 4	

Non-Div. I Games:

Fresno St.

Average RPI Win:	121	WON-LOST	WINNING	LAST 10	STRENGTH OF	OPP. STRENGTH	TEAM	ADJ	CONF.	ADJ CONF.		
Average RPI Loss:	42	RECORD	PCT. RANK	GAMES	SCHEDULE	OF SCHEDULE	RPI	RPI	RPI	RPI		
DIV. I ONLY		16-19-0	.45714	157	5-5-0	8	34	53	.56907	52	2	2
DIV. I NON-CONF.		13-13-0	.5	131	2-2-0	49	68	83	.53612	84	2	2
<hr/>												
TOTALS	RPI 1-25	RPI 26-50		W-L RECORDS		RPI 51-100		RPI 101-150		RPI 150+		
16-19-0	3-12-0	1-2-0		OVERALL		3-1-0		3-3-0		6-1-0		
2-8-0	0-4-0	0-2-0		HOME		0-0-0		2-1-0		0-1-0		
5-8-0	3-7-0	0-0-0		AWAY		1-1-0		0-0-0		1-0-0		
9-3-0	0-1-0	1-0-0		NEUTRAL		2-0-0		1-2-0		5-0-0		
<hr/>												
13-13-0	0-6-0	1-2-0		NON-CONFERENCE		3-1-0		3-3-0		6-1-0		
2-5-0	0-1-0	0-2-0		HOME		0-0-0		2-1-0		0-1-0		
2-5-0	0-4-0	0-0-		AWAY		1-1-0		0-0-0		1-0-0		
9-3-0	0-1-0	1-0-0		NEUTRAL		2-0-0		1-2-0		5-0-0		
<hr/>												
3-6-0	3-6-0	0-0-0		CONFERENCE		0-0-0		0-0-0		0-0-0		
0-3-0	0-3-0	0-0-0		HOME		0-0-0		0-0-0		0-0-0		
3-3-0	3-3-0	0-0-0		AWAY		0-0-0		0-0-0		0-0-0		
0-0-0	0-0-0	0-0-0		NEUTRAL		0-0-0		0-0-0		0-0-0		
<hr/>												
RPI	S	Opponent	Score	RPI	S	Opponent	Score	RPI	S	Opponent	Score	
2	H	Alabama	2 12	47	N	Radford	9 5	60	A	Ga. Southern	1 2	
2	H	Alabama	1 9	49	H	UAB	7 20	72	N	North Florida	8 3	
2	H	Alabama	1 3	49	H	UAB	5 6	73	N	Pacific	3 2	
6	A	La.-Lafayette	4 5					82	A	Western Ky.	4 2	
9	H	Louisville	0 1									
12	A	Tennessee	0 8									
12	A	Tennessee	2 4									
12	A	Tennessee	5 3									
21	A	UCLA	1 7									
21	A	UCLA	0 12									
21	A	UCLA	2 6									
22	N	Michigan	0 3									
24	A	Auburn	8 4									
24	A	Auburn	5 2									
24	A	Auburn	1 2									
<hr/>												
				LAST 10 GAMES								
				12 A Tennessee				2 4	24 A Auburn		5 2	
				12 A Tennessee				0 8	24 A Auburn		8 4	
				12 A Tennessee				5 3	82 A Western Ky.		4 2	
				9 H Louisville				0 1	49 H UAB		7 20	
				24 A Auburn				1 2	140 H UMKC		4 0	

Non-Div. I Games:

Kentucky

Average RPI Win:		145	WON-LOST		WINNING		LAST 10		STRENGTH OF		OPP. STRENGTH		TEAM	ADJ		CONF.	ADJ CONF.							
Average RPI Loss:		38	RECORD		PCT. RANK		GAMES		SCHEDULE		OF SCHEDULE		RPI	RPI		RPI	RPI							
DIV. I ONLY			25-13-0		.65789		59		7-3-0		78		44		50		.56882		53		6		6	
DIV. I NON-CONF.			25-13-0		.65789		58		7-3-0		78		40		48		.56882		49		6		6	
TOTALS		RPI 1-25		RPI 26-50		W-L RECORDS		RPI 51-100		RPI 101-150		RPI 150+												
25-13-0		0-10-0		1-0-0		OVERALL		6-1-0		6-0-0		12-2-0												
8-0-0		0-0-0		0-0-0		HOME		2-0-0		0-0-0		6-0-0												
3-6-0		0-6-0		0-0-0		AWAY		2-0-0		1-0-0		0-0-0												
14-7-0		0-4-0		1-0-0		NEUTRAL		2-1-0		5-0-0		6-2-0												
25-13-0		0-10-0		1-0-0		NON-CONFERENCE		6-1-0		6-0-0		12-2-0												
8-0-0		0-0-0		0-0-0		HOME		2-0-0		0-0-0		6-0-0												
3-6-0		0-6-0		0-0-		AWAY		2-0-0		1-0-0		0-0-0												
14-7-0		0-4-0		1-0-0		NEUTRAL		2-1-0		5-0-0		6-2-0												
0-0-0		0-0-0		0-0-0		CONFERENCE		0-0-0		0-0-0		0-0-0												
0-0-0		0-0-0		0-0-0		HOME		0-0-0		0-0-0		0-0-0												
0-0-0		0-0-0		0-0-0		AWAY		0-0-0		0-0-0		0-0-0												
0-0-0		0-0-0		0-0-0		NEUTRAL		0-0-0		0-0-0		0-0-0												
RPI	S	Opponent		Score		RPI	S	Opponent		Score		RPI	S	Opponent		Score		RPI	S	Opponent		Score		
3	N	Florida		0	3	43	N	Notre Dame		3	1	57	H	Minnesota		2	1	101	N	UC Santa Barbara		7	1	
5	A	Arizona St.		0	4							65	N	North Dakota St.		7	4	106	N	Creighton		6	3	
7	A	Oregon		4	6							85	A	Portland St.		3	2	127	A	UC Davis		3	0	
7	A	Oregon		6	14							85	A	Portland St.		4	0	138	N	San Diego		4	0	
7	A	Oregon		1	4							85	H	Portland St.		6	5	139	N	Cal Poly		7	1	
8	N	Oklahoma		0	9							88	N	Loyola Marymount		9	10	150	N	Cal St. Northridge		5	3	
10	N	Washington		4	7							88	N	Loyola Marymount		3	0	152	N	Northern Ill.		1	5	
18	A	Missouri		0	8													152	N	Northern Ill.		4	3	
18	A	Missouri		0	8													153	H	UTSA		5	3	
21	N	UCLA		1	4													156	N	Cal St. Fullerton		1	2	
																		163	H	Weber St.		2	1	
																		163	H	Weber St.		7	2	
																		175	N	Nevada		7	3	
																		175	N	Nevada		4	0	
																		192	H	Utah St.		7	1	
																		194	N	Wichita St.		5	4	
																		218	H	Seattle		9	0	
																		218	H	Seattle		8	3	
																		277	N	Alcorn St.		4	0	
																		278	N	Howard		16	1	
LAST 10 GAMES																								
	7	A	Oregon		4	6		163	H	Weber St.		7	2											
	7	A	Oregon		1	4		163	H	Weber St.		2	1											
	7	A	Oregon		6	14		153	H	UTSA		5	3											
	85	A	Portland St.		3	2		218	H	Seattle		8	3											
	85	A	Portland St.		4	0		218	H	Seattle		9	0											

Non-Div. I Games:

Boise St.

Average RPI Win: 135		WON-LOST	WINNING	LAST 10	STRENGTH OF		OPP. STRENGTH	TEAM	ADJ	CONF.	ADJ CONF.
Average RPI Loss: 54		RECORD	PCT. RANK	GAMES	SCHEDULE		OF SCHEDULE	RPI	RPI	RPI	RPI
DIV. I ONLY		16-16-0	.5	130	2-8-0		9	83	51	.56619	54
DIV. I NON-CONF.		16-10-0	.61538	74	2-2-0		50	99	57	.56161	59
TOTALS		RPI 1-25	RPI 26-50		W-L RECORDS		RPI 51-100		RPI 101-150		RPI 150+
16-16-0		0-10-0	1-1-0		OVERALL		4-1-0		4-2-0		7-2-0
2-5-0		0-3-0	0-0-0		HOME		0-0-0		1-1-0		1-1-0
1-5-0		0-4-0	0-0-0		AWAY		0-0-0		1-0-0		0-1-0
13-6-0		0-3-0	1-1-0		NEUTRAL		4-1-0		2-1-0		6-0-0
16-10-0		0-4-0	1-1-0		NON-CONFERENCE		4-1-0		4-2-0		7-2-0
2-2-0		0-0-0	0-0-0		HOME		0-0-0		1-1-0		1-1-0
1-2-0		0-1-0	0-0-		AWAY		0-0-0		1-0-0		0-1-0
13-6-0		0-3-0	1-1-0		NEUTRAL		4-1-0		2-1-0		6-0-0
0-6-0		0-6-0	0-0-0		CONFERENCE		0-0-0		0-0-0		0-0-0
0-3-0		0-3-0	0-0-0		HOME		0-0-0		0-0-0		0-0-0
0-3-0		0-3-0	0-0-0		AWAY		0-0-0		0-0-0		0-0-0
0-0-0		0-0-0	0-0-0		NEUTRAL		0-0-0		0-0-0		0-0-0
RPI S	Opponent	Score	RPI S	Opponent	Score	RPI S	Opponent	Score	RPI S	Opponent	Score
4 A	Texas	2 7	35 N	Virginia Tech	0 1	64 N	Ohio St.	4 0	110 N	Fordham	1 0
7 N	Oregon	2 3	38 N	Illinois St.	8 0	66 N	Illinois	2 1	110 N	Fordham	4 5
9 A	Louisville	1 3				66 N	Illinois	0 1	111 H	Kent St.	5 8
9 A	Louisville	1 2				70 N	Hofstra	6 1	111 H	Kent St.	6 0
9 A	Louisville	3 4				91 N	UNLV	3 2	111 N	Kent St.	5 2
16 H	South Fla.	0 5							117 A	North Carolina St.	5 2
16 H	South Fla.	0 4							159 N	Lehigh	4 2
16 H	South Fla.	2 3							159 N	Lehigh	6 5
21 N	UCLA	3 5							183 N	Eastern Ky.	3 1
25 N	Oregon St.	2 3							192 N	Utah St.	8 0
									197 H	Saint Francis (PA)	3 0
									197 H	Saint Francis (PA)	2 3
									207 A	James Madison	1 2
									249 N	George Washington	9 7
									249 N	George Washington	8 5
LAST 10 GAMES											
16 H	South Fla.	2 3	9 A	Louisville	1 2						
16 H	South Fla.	0 4	9 A	Louisville	3 4						
16 H	South Fla.	0 5	9 A	Louisville	1 3						
111 H	Kent St.	5 8	197 H	Saint Francis (PA)	2 3						
111 H	Kent St.	6 0	197 H	Saint Francis (PA)	3 0						

Non-Div. I Games:

Pittsburgh

Average RPI Win:	145	WON-LOST	WINNING	LAST 10	STRENGTH OF	OPP. STRENGTH	TEAM	ADJ	CONF.	ADJ CONF.		
Average RPI Loss:	72	RECORD	PCT. RANK	GAMES	SCHEDULE	OF SCHEDULE	RPI	RPI	RPI	RPI		
DIV. I ONLY		20-9-0	.68966	44	8-2-0	107	90	55	.56532	55	14	14
DIV. I NON-CONF.		13-7-0	.65	60	1-0-0	74	121	59	.55984	61	14	14
<hr/>												
TOTALS	RPI 1-25	RPI 26-50		W-L RECORDS		RPI 51-100		RPI 101-150		RPI 150+		
20-9-0	0-2-0	3-2-0		OVERALL		1-2-0		5-2-0		11-1-0		
8-2-0	0-0-0	2-1-0		HOME		0-0-0		2-1-0		4-0-0		
5-1-0	0-1-0	0-0-0		AWAY		0-0-0		1-0-0		4-0-0		
7-6-0	0-1-0	1-1-0		NEUTRAL		1-2-0		2-1-0		3-1-0		
13-7-0	0-2-0	1-1-0		NON-CONFERENCE		1-2-0		3-1-0		8-1-0		
4-0-0	0-0-0	0-0-0		HOME		0-0-0		0-0-0		4-0-0		
2-1-0	0-1-0	0-0-		AWAY		0-0-0		1-0-0		1-0-0		
7-6-0	0-1-0	1-1-0		NEUTRAL		1-2-0		2-1-0		3-1-0		
7-2-0	0-0-0	2-1-0		CONFERENCE		0-0-0		2-1-0		3-0-0		
4-2-0	0-0-0	2-1-0		HOME		0-0-0		2-1-0		0-0-0		
3-0-0	0-0-0	0-0-0		AWAY		0-0-0		0-0-0		3-0-0		
0-0-0	0-0-0	0-0-0		NEUTRAL		0-0-0		0-0-0		0-0-0		
RPI S	Opponent	Score	RPI S	Opponent	Score	RPI S	Opponent	Score	RPI S	Opponent	Score	
11 A	Hawaii	1 7	38 H	Illinois St.	0 5	77 N	Miami (OH)	2 3	102 N	Maryland	8 12	
17 N	Florida St.	0 2	38 H	Illinois St.	6 1	83 N	Wisconsin	3 12	106 H	Creighton	6 7	
			38 H	Illinois St.	2 1	96 N	Mercer	10 4	106 H	Creighton	17 8	
			44 N	South Ala.	0 16				106 H	Creighton	10 4	
			47 N	Radford	4 3				107 N	Marshall	10 2	
									144 A	Jacksonville St.	10 9	
									146 N	Robert Morris	2 1	
									152 H	Northern Ill.	15 7	
									160 H	Western Ill.	14 6	
									165 N	St. John's (NY)	4 3	
									168 N	Marist	2 3	
									173 A	SIU Edwardsville	4 1	
									173 H	SIU Edwardsville	4 1	
									194 A	Wichita St.	7 1	
									194 A	Wichita St.	11 8	
									194 A	Wichita St.	5 0	
									199 H	Wright St.	8 6	
									216 N	Austin Peay	8 1	
									246 N	Southeastern La.	11 3	
			LAST 10 GAMES									
			38 H	Illinois St.	2 1	106 H	Creighton	17 8				
			38 H	Illinois St.	6 1	106 H	Creighton	10 4				
			38 H	Illinois St.	0 5	194 A	Wichita St.	7 1				
			173 A	SIU Edwardsville	4 1	194 A	Wichita St.	11 8				
			106 H	Creighton	6 7	194 A	Wichita St.	5 0				

Non-Div. I Games:

Southern Ill.

Average RPI Win:	116	WON-LOST RECORD	WINNING PCT. RANK	LAST 10 GAMES	STRENGTH OF SCHEDULE	OPP. STRENGTH OF SCHEDULE	TEAM RPI	ADJ RPI	CONF. RPI	ADJ CONF. RPI				
DIV. I ONLY		18-19-0	.48649	139	3-7-0	18	32	59	.5632	56	6	6		
DIV. I NON-CONF.		18-19-0	.48649	138	3-7-0	15	29	61	.5632	57	6	6		
<hr/>														
TOTALS	RPI 1-25	RPI 26-50		W-L RECORDS		RPI 51-100		RPI 101-150		RPI 150+				
18-19-0	1-9-0	4-4-0		OVERALL		3-2-0		4-2-0		6-2-0				
7-3-0	1-1-0	3-1-0		HOME		0-0-0		2-1-0		1-0-0				
0-3-0	0-2-0	0-0-0		AWAY		0-1-0		0-0-0		0-0-0				
11-13-0	0-6-0	1-3-0		NEUTRAL		3-1-0		2-1-0		5-2-0				
18-19-0	1-9-0	4-4-0		NON-CONFERENCE		3-2-0		4-2-0		6-2-0				
7-3-0	1-1-0	3-1-0		HOME		0-0-0		2-1-0		1-0-0				
0-3-0	0-2-0	0-0-		AWAY		0-1-0		0-0-0		0-0-0				
11-13-0	0-6-0	1-3-0		NEUTRAL		3-1-0		2-1-0		5-2-0				
0-0-0	0-0-0	0-0-0		CONFERENCE		0-0-0		0-0-0		0-0-0				
0-0-0	0-0-0	0-0-0		HOME		0-0-0		0-0-0		0-0-0				
0-0-0	0-0-0	0-0-0		AWAY		0-0-0		0-0-0		0-0-0				
0-0-0	0-0-0	0-0-0		NEUTRAL		0-0-0		0-0-0		0-0-0				
RPI	S	Opponent	Score		RPI	S	Opponent	Score		RPI	S	Opponent	Score	
1	N	California	0	12	27	N	Stanford	3	8	51	N	Fresno St.	1	4
4	N	Texas	1	2	29	N	Texas Tech	4	5	61	N	Utah	14	2
7	N	Oregon	0	6	32	N	Georgia Tech	3	2	73	A	Pacific	1	3
7	N	Oregon	4	5	36	H	UCF	3	2	74	N	New Mexico St.	6	0
8	N	Oklahoma	0	5	41	H	BYU	1	0	85	N	Portland St.	7	3
12	N	Tennessee	5	6	43	H	Notre Dame	8	3					
19	A	Arizona	0	8	46	H	Purdue	5	6					
19	A	Arizona	6	8	46	N	Purdue	1	2					
21	H	UCLA	0	1										
25	H	Oregon St.	7	6										

Non-Div. I Games:

San Diego St.

Minnesota		Average RPI Win:	131	WON-LOST RECORD	WINNING PCT. RANK	LAST 10 GAMES	STRENGTH OF SCHEDULE	OPP. STRENGTH OF SCHEDULE	TEAM RPI	ADJ RPI	CONF. RPI	ADJ CONF. RPI
DIV. I ONLY		Average RPI Loss:	63	21-10-0	.67742 48	5-5-0	115	51	57	.56233 57	5	5
DIV. I NON-CONF.				18-7-0	.72 40	2-2-0	146	56	53	.56544 55	5	5
TOTALS		RPI 1-25		RPI 26-50		W-L RECORDS		RPI 51-100		RPI 101-150		RPI 150+
21-10-0		0-3-0		2-0-0		OVERALL		6-6-0		5-0-0		8-1-0
2-2-0		0-0-0		0-0-0		HOME		2-1-0		0-0-0		0-1-0
2-7-0		0-3-0		0-0-0		AWAY		1-4-0		0-0-0		1-0-0
17-1-0		0-0-0		2-0-0		NEUTRAL		3-1-0		5-0-0		7-0-0
18-7-0		0-3-0		2-0-0		NON-CONFERENCE		3-3-0		5-0-0		8-1-0
0-1-0		0-0-0		0-0-0		HOME		0-0-0		0-0-0		0-1-0
1-5-0		0-3-0		0-0-		AWAY		0-2-0		0-0-0		1-0-0
17-1-0		0-0-0		2-0-0		NEUTRAL		3-1-0		5-0-0		7-0-0
3-3-0		0-0-0		0-0-0		CONFERENCE		3-3-0		0-0-0		0-0-0
2-1-0		0-0-0		0-0-0		HOME		2-1-0		0-0-0		0-0-0
1-2-0		0-0-0		0-0-0		AWAY		1-2-0		0-0-0		0-0-0
0-0-0		0-0-0		0-0-0		NEUTRAL		0-0-0		0-0-0		0-0-0
RPI S	Opponent	Score	RPI S	Opponent	Score	RPI S	Opponent	Score	RPI S	Opponent	Score	
5 A	Arizona St.	0 12	38 N	Illinois St.	9 0	53 A	Boise St.	1 2	111 N	Kent St.	2 0	
14 A	Georgia	2 5	43 N	Notre Dame	9 1	59 H	Nebraska	13 7	118 N	Central Mich.	2 0	
23 A	North Carolina	0 1				59 H	Nebraska	8 5	119 N	Iowa St.	9 1	
						59 H	Nebraska	4 5	119 N	Iowa St.	12 0	
						66 A	Illinois	0 2	134 N	Ohio	10 0	
						66 A	Illinois	14 4	157 A	Fla. Atlantic	5 1	
						66 A	Illinois	3 4	163 N	Weber St.	8 0	
						78 N	Rutgers	4 0	174 H	Providence	3 4	
						81 N	Boston College	1 2	201 N	CSU Bakersfield	10 0	
						82 N	Western Ky.	1 0	203 N	Bethune-Cookman	13 0	
						91 A	UNLV	1 2	207 N	James Madison	9 1	
						96 N	Mercer	3 1	207 N	James Madison	3 1	
									245 N	Idaho St.	10 2	
									250 N	Cleveland St.	9 5	
LAST 10 GAMES						66 A	Illinois	0 2				
						59 H	Nebraska	4 5	245 N	Idaho St.	10 2	
						59 H	Nebraska	13 7	53 A	Boise St.	1 2	
						59 H	Nebraska	8 5	81 N	Boston College	1 2	
						66 A	Illinois	14 4	157 A	Fla. Atlantic	5 1	
						66 A	Illinois	3 4				

Non-Div. I Games:

Minnesota

Average RPI Win: 139		WON-LOST RECORD		WINNING PCT. RANK		LAST 10 GAMES		STRENGTH OF SCHEDULE		OPP. STRENGTH OF SCHEDULE		TEAM RPI		ADJ RPI		CONF. RPI		ADJ CONF. RPI	
DIV. I ONLY		22-10-0		.6875 45		7-3-0		111		80		56		.56215 58		11		11	
DIV. I NON-CONF.		20-8-0		.71429 43		5-1-0		129		88		54		.56339 56		11		11	
TOTALS		RPI 1-25		RPI 26-50		W-L RECORDS		RPI 51-100		RPI 101-150		RPI 150+							
22-10-0		0-1-0		1-3-0		OVERALL		6-5-0		8-1-0		7-0-0							
8-1-0		0-0-0		0-0-0		HOME		2-0-0		2-1-0		4-0-0							
5-3-0		0-0-0		0-1-0		AWAY		2-2-0		3-0-0		0-0-0							
9-6-0		0-1-0		1-2-0		NEUTRAL		2-3-0		3-0-0		3-0-0							
20-8-0		0-1-0		1-3-0		NON-CONFERENCE		4-3-0		8-1-0		7-0-0							
8-1-0		0-0-0		0-0-0		HOME		2-0-0		2-1-0		4-0-0							
3-1-0		0-0-0		0-0-		AWAY		0-0-0		3-0-0		0-0-0							
9-6-0		0-1-0		1-2-0		NEUTRAL		2-3-0		3-0-0		3-0-0							
2-2-0		0-0-0		0-0-0		CONFERENCE		2-2-0		0-0-0		0-0-0							
0-0-0		0-0-0		0-0-0		HOME		0-0-0		0-0-0		0-0-0							
2-2-0		0-0-0		0-0-0		AWAY		2-2-0		0-0-0		0-0-0							
0-0-0		0-0-0		0-0-0		NEUTRAL		0-0-0		0-0-0		0-0-0							
RPI	S	Opponent		Score		RPI	S	Opponent		Score		RPI	S	Opponent		Score			
2	N	Alabama		4	15	31	N	Mississippi St.		1	3	72	A	North Florida		5	4		
						35	N	Virginia Tech		2	0	72	A	North Florida		0	1		
						44	A	South Ala.		1	6	75	A	Jacksonville		9	3		
						44	N	South Ala.		2	9	75	A	Jacksonville		0	1		
												86	H	IPFW		8	0		
												86	H	IPFW		2	0		
												91	N	UNLV		2	1		
												91	N	UNLV		3	5		
												94	N	Ball St.		0	2		
												94	N	Ball St.		3	1		
												98	N	Penn St.		3	4		
										</									

Non-Div. I Games:

Lipscomb

Average RPI Win: 146		WON-LOST	WINNING	LAST 10	STRENGTH OF		OPP. STRENGTH	TEAM	ADJ	CONF.	ADJ CONF.
Average RPI Loss: 35		RECORD	PCT. RANK	GAMES	SCHEDULE		OF SCHEDULE	RPI	RPI	RPI	RPI
DIV. I ONLY		21-14-0	.6 84	8-2-0	87		27	63	.55899 59	5	5
DIV. I NON-CONF.		17-12-0	.58621 88	4-0-0	98		36	76	.5492 75	5	5
TOTALS		RPI 1-25	RPI 26-50		W-L RECORDS		RPI 51-100		RPI 101-150		RPI 150+
21-14-0		2-7-0	3-4-0		OVERALL		4-2-0		2-1-0		10-0-0
7-0-0		0-0-0	3-0-0		HOME		0-0-0		0-0-0		4-0-0
3-5-0		0-2-0	0-1-0		AWAY		3-2-0		0-0-0		0-0-0
11-9-0		2-5-0	0-3-0		NEUTRAL		1-0-0		2-1-0		6-0-0
17-12-0		2-7-0	0-4-0		NON-CONFERENCE		3-0-0		2-1-0		10-0-0
4-0-0		0-0-0	0-0-0		HOME		0-0-0		0-0-0		4-0-0
2-3-0		0-2-0	0-0-		AWAY		2-0-0		0-0-0		0-0-0
11-9-0		2-5-0	0-3-0		NEUTRAL		1-0-0		2-1-0		6-0-0
4-2-0		0-0-0	3-0-0		CONFERENCE		1-2-0		0-0-0		0-0-0
3-0-0		0-0-0	3-0-0		HOME		0-0-0		0-0-0		0-0-0
1-2-0		0-0-0	0-0-0		AWAY		1-2-0		0-0-0		0-0-0
0-0-0		0-0-0	0-0-0		NEUTRAL		0-0-0		0-0-0		0-0-0
RPI S	Opponent	Score		RPI S	Opponent	Score		RPI S	Opponent	Score	
4 N	Texas	0	3	32 N	Georgia Tech	5	6	57 A	Minnesota	7	13
7 N	Oregon	2	4	37 A	Oklahoma St.	0	2	57 A	Minnesota	5	8
10 N	Washington	0	4	45 N	Texas St.	1	2	57 A	Minnesota	5	4
10 N	Washington	3	6	45 N	Texas St.	1	5	63 N	Houston	2	0
13 A	Texas A&M	0	6	48 H	Northwestern	8	1	74 A	New Mexico St.	15	2
13 A	Texas A&M	1	4	48 H	Northwestern	9	6	74 A	New Mexico St.	10	2
18 N	Missouri	6	4	48 H	Northwestern	7	6				
19 N	Arizona	11	10								
25 N	Oregon St.	3	11								
				LAST 10 GAMES							
				57 A	Minnesota	5	4	48 H	Northwestern	7	6
				57 A	Minnesota	7	13	48 H	Northwestern	9	6
				57 A	Minnesota	5	8	238 H	Neb. Omaha	2	1
				239 H	South Dakota St.	8	0	268 H	South Dakota	8	0
				48 H	Northwestern	8	1	268 H	South Dakota	7	0

Non-Div. I Games:

Nebraska

Average RPI Win:		156	WON-LOST RECORD		WINNING PCT. RANK		LAST 10 GAMES		STRENGTH OF SCHEDULE		OPP. STRENGTH OF SCHEDULE		TEAM RPI		ADJ RPI		CONF. RPI		ADJ CONF. RPI				
DIV. I ONLY			22-12-0		.64706 66		8-2-0		89		82		58		.55802 60		17		17				
DIV. I NON-CONF.			14-11-0		.56 100		3-1-0		37		72		64		.55456 67		18		17				
TOTALS		RPI 1-25		RPI 26-50		W-L RECORDS		RPI 51-100		RPI 101-150		RPI 150+											
22-12-0		0-4-0		0-1-0		OVERALL		6-5-0		5-2-0		11-0-0											
11-4-0		0-0-0		0-1-0		HOME		5-3-0		1-0-0		5-0-0											
8-5-0		0-4-0		0-0-0		AWAY		1-1-0		4-0-0		3-0-0											
3-3-0		0-0-0		0-0-0		NEUTRAL		0-1-0		0-2-0		3-0-0											
14-11-0		0-4-0		0-1-0		NON-CONFERENCE		4-4-0		5-2-0		5-0-0											
6-3-0		0-0-0		0-1-0		HOME		3-2-0		1-0-0		2-0-0											
5-5-0		0-4-0		0-0-		AWAY		1-1-0		4-0-0		0-0-0											
3-3-0		0-0-0		0-0-0		NEUTRAL		0-1-0		0-2-0		3-0-0											
8-1-0		0-0-0		0-0-0		CONFERENCE		2-1-0		0-0-0		6-0-0											
5-1-0		0-0-0		0-0-0		HOME		2-1-0		0-0-0		3-0-0											
3-0-0		0-0-0		0-0-0		AWAY		0-0-0		0-0-0		3-0-0											
0-0-0		0-0-0		0-0-0		NEUTRAL		0-0-0		0-0-0		0-0-0											
RPI	S	Opponent		Score		RPI	S	Opponent		Score		RPI	S	Opponent		Score		RPI	S	Opponent		Score	
12	A	Tennessee		0	7	47	H	Radford		4	6	52	H	Kentucky		2	1	104	A	Kennesaw St.		9	0
12	A	Tennessee		0	9							67	H	Georgia St.		0	1	104	A	Kennesaw St.		5	1
14	A	Georgia		0	1							67	H	Georgia St.		4	1	104	A	Kennesaw St.		10	4
16	A	South Fla.		0	2							72	H	North Florida		1	4	105	A	Coastal Caro.		5	2
												83	N	Wisconsin		2	3	107	N	Marshall		1	4
												89	H	Chattanooga		6	2	107	N	Marshall		1	4
												89	H	Chattanooga		2	0	144	H	Jacksonville St.		7	4
												89	H	Chattanooga		4	9	176	H	Western Caro.		3	2
												93	H	Albany (NY)		6	0	176	H	Western Caro.		5	1
												96	A	Mercer		2	3	176	H	Western Caro.		3	2
												96	A	Mercer		5	2	190	N	Drake		2	0
																		211	A	Samford		6	3
																		211	A	Samford		2	1
																		211	A	Samford		12	3
																		249	N	George Washington		11	1
																		252	H	La Salle		6	0
																		252	H	La Salle		8	0
																		271	N	George Mason		10	1
						LAST 10 GAMES																	
						89	H	Chattanooga		6	2	104	A	Kennesaw St.		10	4						
						89	H	Chattanooga		4	9	104	A	Kennesaw St.		5	1						
						89	H	Chattanooga		2	0	176	H	Western Caro.		3	2						
						14	A	Georgia		0	1	176	H	Western Caro.		5	1						
						104	A	Kennesaw St.		9	0	176	H	Western Caro.		3	2						

Non-Div. I Games:

Ga. Southern

Average RPI Win:	176	WON-LOST RECORD	WINNING PCT. RANK	LAST 10 GAMES	STRENGTH OF SCHEDULE	OPP. STRENGTH OF SCHEDULE	TEAM RPI	ADJ RPI	CONF. RPI	ADJ CONF. RPI		
DIV. I ONLY		23-8-0	.74194	24	6-4-0	154	112	60	.55781	61	1	1
DIV. I NON-CONF.		23-5-0	.82143	22	6-1-0	234	150	67	.55481	66	1	1
<hr/>												
TOTALS	RPI 1-25	RPI 26-50		W-L RECORDS		RPI 51-100		RPI 101-150		RPI 150+		
23-8-0	0-3-0	1-0-0		OVERALL		3-3-0		5-2-0		14-0-0		
3-0-0	0-0-0	0-0-0		HOME		0-0-0		2-0-0		1-0-0		
3-3-0	0-3-0	1-0-0		AWAY		0-0-0		0-0-0		2-0-0		
17-5-0	0-0-0	0-0-0		NEUTRAL		3-3-0		3-2-0		11-0-0		
23-5-0	0-0-0	1-0-0		NON-CONFERENCE		3-3-0		5-2-0		14-0-0		
3-0-0	0-0-0	0-0-0		HOME		0-0-0		2-0-0		1-0-0		
3-0-0	0-0-0	1-0-		AWAY		0-0-0		0-0-0		2-0-0		
17-5-0	0-0-0	0-0-0		NEUTRAL		3-3-0		3-2-0		11-0-0		
0-3-0	0-3-0	0-0-0		CONFERENCE		0-0-0		0-0-0		0-0-0		
0-0-0	0-0-0	0-0-0		HOME		0-0-0		0-0-0		0-0-0		
0-3-0	0-3-0	0-0-0		AWAY		0-0-0		0-0-0		0-0-0		
0-0-0	0-0-0	0-0-0		NEUTRAL		0-0-0		0-0-0		0-0-0		
RPI	S	Opponent	Score	RPI	S	Opponent	Score	RPI	S	Opponent	Score	
10	A	Washington	1 5	34	A	New Mexico	6 1	56	N	San Diego St.	2 14	
10	A	Washington	1 3					80	N	Stony Brook	0 1	
10	A	Washington	1 6					85	N	Portland St.	3 1	
								85	N	Portland St.	0 2	
								87	N	Western Mich.	5 0	
								92	N	San Jose St.	3 1	

Non-Div. I Games:

Utah

Average RPI Win: 166		WON-LOST	WINNING	LAST 10	STRENGTH OF	OPP. STRENGTH	TEAM	ADJ	CONF.	ADJ CONF.							
Average RPI Loss: 40		RECORD	PCT. RANK	GAMES	SCHEDULE	OF SCHEDULE	RPI	RPI	RPI	RPI							
DIV. I ONLY		18-16-0	.52941	116	1-9-0	32	61	64	.55763	62	2	2					
DIV. I NON-CONF.		16-4-0	.8	25	0-1-0	154	182	45	.57077	47	2	2					
<hr/>																	
TOTALS		RPI 1-25		RPI 26-50		W-L RECORDS		RPI 51-100		RPI 101-150		RPI 150+					
18-16-0		1-10-0		1-1-0		OVERALL		3-4-0		0-0-0		13-1-0					
10-9-0		1-6-0		0-1-0		HOME		0-2-0		0-0-0		9-0-0					
3-6-0		0-4-0		1-0-0		AWAY		1-2-0		0-0-0		1-0-0					
5-1-0		0-0-0		0-0-0		NEUTRAL		2-0-0		0-0-0		3-1-0					
16-4-0		0-2-0		1-1-0		NON-CONFERENCE		2-0-0		0-0-0		13-1-0					
9-2-0		0-1-0		0-1-0		HOME		0-0-0		0-0-0		9-0-0					
2-1-0		0-1-0		1-0-		AWAY		0-0-0		0-0-0		1-0-0					
5-1-0		0-0-0		0-0-0		NEUTRAL		2-0-0		0-0-0		3-1-0					
2-12-0		1-8-0		0-0-0		CONFERENCE		1-4-0		0-0-0		0-0-0					
1-7-0		1-5-0		0-0-0		HOME		0-2-0		0-0-0		0-0-0					
1-5-0		0-3-0		0-0-0		AWAY		1-2-0		0-0-0		0-0-0					
0-0-0		0-0-0		0-0-0		NEUTRAL		0-0-0		0-0-0		0-0-0					
RPI	S	Opponent		Score		RPI	S	Opponent		Score		RPI	S	Opponent		Score	
3	H	Florida		0 6		28	H	Tulsa		0 6		69	A	South Carolina		5 4	
3	H	Florida		0 5		42	A	Baylor		5 1		69	A	South Carolina		2 7	
3	H	Florida		2 3								69	A	South Carolina		7 8	
12	H	Tennessee		4 1								76	N	Iowa		10 2	
12	H	Tennessee		0 2								79	H	Ole Miss		0 13	
12	H	Tennessee		0 8								79	H	Ole Miss		6 7	
16	A	South Fla.		6 7								83	N	Wisconsin		5 1	
18	H	Missouri		0 4													
20	A	LSU		2 3													
20	A	LSU		0 1													
20	A	LSU		1 9													
<hr/>																	
LAST 10 GAMES																	
20	A	LSU		2 3		3	H	Florida		2 3							
20	A	LSU		1 9		3	H	Florida		0 6							
20	A	LSU		0 1		12	H	Tennessee		0 2							
28	H	Tulsa		0 6		12	H	Tennessee		4 1							
3	H	Florida		0 5		12	H	Tennessee		0 8							

Non-Div. I Games:

Arkansas

Average RPI Win: 139		WON-LOST	WINNING	LAST 10	STRENGTH OF		OPP. STRENGTH	TEAM	ADJ		CONF.	ADJ CONF.
Average RPI Loss: 62		RECORD	PCT. RANK	GAMES	SCHEDULE		OF SCHEDULE	RPI	RPI		RPI	RPI
DIV. I ONLY		20-15-0	.57143	98	62		65	66	.55664		63	10
DIV. I NON-CONF.		11-12-0	.47826	146	18		38	71	.55388		68	10
TOTALS		RPI 1-25	RPI 26-50		W-L RECORDS		RPI 51-100		RPI 101-150		RPI 150+	
20-15-0		1-4-0	3-3-0		OVERALL		2-3-0		4-5-0		10-0-0	
14-4-0		0-3-0	1-0-0		HOME		1-1-0		3-0-0		9-0-0	
4-7-0		1-1-0	2-1-0		AWAY		0-1-0		1-4-0		0-0-0	
2-4-0		0-0-0	0-2-0		NEUTRAL		1-1-0		0-1-0		1-0-0	
11-12-0		1-4-0	1-2-0		NON-CONFERENCE		2-3-0		3-3-0		4-0-0	
8-4-0		0-3-0	1-0-0		HOME		1-1-0		3-0-0		3-0-0	
1-4-0		1-1-0	0-0-		AWAY		0-1-0		0-2-0		0-0-0	
2-4-0		0-0-0	0-2-0		NEUTRAL		1-1-0		0-1-0		1-0-0	
9-3-0		0-0-0	2-1-0		CONFERENCE		0-0-0		1-2-0		6-0-0	
6-0-0		0-0-0	0-0-0		HOME		0-0-0		0-0-0		6-0-0	
3-3-0		0-0-0	2-1-0		AWAY		0-0-0		1-2-0		0-0-0	
0-0-0		0-0-0	0-0-0		NEUTRAL		0-0-0		0-0-0		0-0-0	
RPI S	Opponent	Score	RPI S	Opponent	Score	RPI S	Opponent	Score	RPI S	Opponent	Score	
4 H	Texas	4 15	37 H	Oklahoma St.	3 0	59 N	Nebraska	0 2	101 A	UC Santa Barbara	1 6	
6 H	La.-Lafayette	7 12	45 N	Texas St.	0 5	71 A	McNeese St.	5 6	101 A	UC Santa Barbara	3 5	
6 H	La.-Lafayette	2 3	45 N	Texas St.	4 5	71 H	McNeese St.	4 5	107 A	Marshall	3 2	
13 A	Texas A&M	3 2	49 A	UAB	2 1	91 N	UNLV	11 7	107 A	Marshall	0 1	
13 A	Texas A&M	2 3	49 A	UAB	2 3	97 H	North Texas	10 2	107 A	Marshall	2 5	
			49 A	UAB	6 5				112 H	A&M-Corpus Christi	10 0	
									130 H	La.-Monroe	9 0	
									130 H	La.-Monroe	13 0	
									138 N	San Diego	1 3	
									161 H	Sam Houston St.	6 4	
									161 H	Sam Houston St.	8 3	
									175 N	Nevada	2 1	
									188 H	Memphis	8 0	
									188 H	Memphis	5 1	
									188 H	Memphis	8 0	
									214 H	Northwestern St.	6 1	
									229 H	UTEP	5 2	
									229 H	UTEP	10 0	
									229 H	UTEP	13 4	
			LAST 10 GAMES									
			49 A	UAB	6 5	188 H	Memphis	8 0				
			49 A	UAB	2 3	188 H	Memphis	5 1				
			49 A	UAB	2 1	229 H	UTEP	13 4				
			4 H	Texas	4 15	229 H	UTEP	10 0				
			188 H	Memphis	8 0	229 H	UTEP	5 2				

Non-Div. I Games:

Houston

Average RPI Win:	150	WON-LOST RECORD	WINNING PCT. RANK	LAST 10 GAMES	STRENGTH OF SCHEDULE	OPP. STRENGTH OF SCHEDULE	TEAM RPI	ADJ RPI	CONF. RPI	ADJ CONF. RPI			
DIV. I ONLY		21-11-0	.65625	61	7-3-0	106	62	61	.55533	64	5	5	
DIV. I NON-CONF.		16-10-0	.61538	74	2-2-0	72	87	66	.55374	69	5	5	
<hr/>													
TOTALS	RPI 1-25	RPI 26-50		W-L RECORDS		RPI 51-100		RPI 101-150		RPI 150+			
21-11-0	0-4-0	0-3-0		OVERALL		4-3-0		6-1-0		11-0-0			
4-1-0	0-0-0	0-0-0		HOME		0-0-0		2-1-0		2-0-0			
5-2-0	0-2-0	0-0-0		AWAY		1-0-0		3-0-0		1-0-0			
12-8-0	0-2-0	0-3-0		NEUTRAL		3-3-0		1-0-0		8-0-0			
16-10-0	0-4-0	0-3-0		NON-CONFERENCE		4-3-0		1-0-0		11-0-0			
2-0-0	0-0-0	0-0-0		HOME		0-0-0		0-0-0		2-0-0			
2-2-0	0-2-0	0-0-		AWAY		1-0-0		0-0-0		1-0-0			
12-8-0	0-2-0	0-3-0		NEUTRAL		3-3-0		1-0-0		8-0-0			
5-1-0	0-0-0	0-0-0		CONFERENCE		0-0-0		5-1-0		0-0-0			
2-1-0	0-0-0	0-0-0		HOME		0-0-0		2-1-0		0-0-0			
3-0-0	0-0-0	0-0-0		AWAY		0-0-0		3-0-0		0-0-0			
0-0-0	0-0-0	0-0-0		NEUTRAL		0-0-0		0-0-0		0-0-0			
RPI	S	Opponent	Score	RPI	S	Opponent	Score	RPI	S	Opponent	Score		
9	A	Louisville	0 7	29	N	Texas Tech	4 7	51	N	Fresno St.	3 0		
9	A	Louisville	2 7	36	N	UCF	1 2	54	N	Pittsburgh	0 4		
23	N	North Carolina	1 3	43	N	Notre Dame	1 3	70	N	Hofstra	0 1		
25	N	Oregon St.	3 4					72	N	North Florida	5 10		
								91	A	UNLV	4 3		
								92	N	San Jose St.	6 3		
								95	N	Longwood	12 3		
										141	N	Colorado St.	9 8
										156	N	Cal St. Fullerton	9 0
										157	N	Fla. Atlantic	9 6
										158	N	Long Beach St.	10 5
										164	N	St. Bonaventure	8 2
										193	N	Florida A&M	7 1
										199	H	Wright St.	6 0
										199	H	Wright St.	6 2
										202	N	Georgetown	5 0
										220	A	Tennessee St.	6 0
										228	N	Belmont	15 3
										245	N	Idaho St.	6 2
				LAST 10 GAMES									
				116	A	Michigan St.	6 4	103	H	Indiana	7 3		
				116	A	Michigan St.	14 1	103	H	Indiana	1 4		
				116	A	Michigan St.	9 4	103	H	Indiana	4 3		
				199	H	Wright St.	6 2	9	A	Louisville	0 7		
				199	H	Wright St.	6 0	9	A	Louisville	2 7		

Non-Div. I Games:

Ohio St.

Average RPI Win: 183		WON-LOST RECORD		WINNING PCT. RANK		LAST 10 GAMES		STRENGTH OF SCHEDULE		OPP. STRENGTH OF SCHEDULE		TEAM RPI		ADJ RPI		CONF. RPI		ADJ CONF. RPI					
DIV. I ONLY		24-12-0		.66667		53		9-1-0		97		123		62		.55414		65		21		22	
DIV. I NON-CONF.		16-11-0		.59259		85		1-0-0		46		108		62		.55619		63		23		23	
TOTALS		RPI 1-25		RPI 26-50		W-L RECORDS		RPI 51-100		RPI 101-150		RPI 150+											
24-12-0		0-5-0		0-1-0		OVERALL		4-3-0		3-2-0		17-1-0											
2-1-0		0-0-0		0-0-0		HOME		2-1-0		0-0-0		0-0-0											
8-7-0		0-5-0		0-1-0		AWAY		0-1-0		0-0-0		8-0-0											
14-4-0		0-0-0		0-0-0		NEUTRAL		2-1-0		3-2-0		9-1-0											
16-11-0		0-5-0		0-1-0		NON-CONFERENCE		2-2-0		3-2-0		11-1-0											
0-0-0		0-0-0		0-0-0		HOME		0-0-0		0-0-0		0-0-0											
2-7-0		0-5-0		0-0-		AWAY		0-1-0		0-0-0		2-0-0											
14-4-0		0-0-0		0-0-0		NEUTRAL		2-1-0		3-2-0		9-1-0											
8-1-0		0-0-0		0-0-0		CONFERENCE		2-1-0		0-0-0		6-0-0											
2-1-0		0-0-0		0-0-0		HOME		2-1-0		0-0-0		0-0-0											
6-0-0		0-0-0		0-0-0		AWAY		0-0-0		0-0-0		6-0-0											
0-0-0		0-0-0		0-0-0		NEUTRAL		0-0-0		0-0-0		0-0-0											
RPI	S	Opponent		Score		RPI	S	Opponent		Score		RPI	S	Opponent		Score							
2	A	Alabama		2	3	42	A	Baylor		0	1	51	A	Fresno St.		0	1	105	N	Coastal Caro.		2	4
2	A	Alabama		4	9							53	N	Boise St.		4	7	105	N	Coastal Caro.		8	3
5	A	Arizona St.		2	10							86	H	IPFW		2	1	106	N	Creighton		6	2
13	A	Texas A&M		0	6							86	H	IPFW		3	0	137	N	Sacramento St.		0	1
17	A	Florida St.		1	2							86	H	IPFW		1	5	149	N	UC Riverside		5	4
												96	N	Mercer		7	2	153	N	UTSA		5	6
												100	N	East Carolina		9	8	158	N	Long Beach St.		8	0
																		173	N	SIU Edwardsville		3	0
																		173	N	SIU Edwardsville		7	3
																		176	N	Western Caro.		3	2
																		180	N	Monmouth		8	1
																		187	A	Texas-Arlington		2	0
																		187	A	Texas-Arlington		3	1
																		194	N	Wichita St.		10	2
																		217	N	Liberty		1	0
																		230	N	Toledo		3	1
																		243	A	IUPUI		4	3
																		243	A	IUPUI		11	0
																		243	A	IUPUI		6	0
																		264	A	Oakland		5	1
																		264	A	Oakland		6	0
																		264	A	Oakland		6	0
																		278	N	Howard		7	1
LAST 10 GAMES																							
				86	H	IPFW	2	1	264	A	Oakland	6	0										
				86	H	IPFW	1	5	243	A	IUPUI	4	3										
				86	H	IPFW	3	0	243	A	IUPUI	11	0										
				264	A	Oakland	6	0	243	A	IUPUI	6	0										
				264	A	Oakland	5	1	187	A	Texas-Arlington	3	1										

Non-Div. I Games:

North Dakota St.

Average RPI Win:		91	WON-LOST RECORD		WINNING PCT. RANK	LAST 10 GAMES		STRENGTH OF SCHEDULE		OPP. STRENGTH OF SCHEDULE	TEAM RPI	ADJ RPI		CONF. RPI	ADJ CONF. RPI		
DIV. I ONLY			16-14-0		.53333	113	5-5-0		59		17	69	.55312		66	5	5
DIV. I NON-CONF.			13-10-0		.56522	98	3-1-0		45		10	55	.56631		53	5	5
TOTALS		RPI 1-25		RPI 26-50		W-L RECORDS		RPI 51-100		RPI 101-150		RPI 150+					
16-14-0		0-3-0		4-2-0		OVERALL		7-6-0		2-1-0		3-2-0					
3-1-0		0-0-0		0-0-0		HOME		2-1-0		0-0-0		1-0-0					
1-4-0		0-0-0		0-0-0		AWAY		1-4-0		0-0-0		0-0-0					
12-9-0		0-3-0		4-2-0		NEUTRAL		4-1-0		2-1-0		2-2-0					
13-10-0		0-3-0		4-2-0		NON-CONFERENCE		5-2-0		1-1-0		3-2-0					
1-0-0		0-0-0		0-0-0		HOME		0-0-0		0-0-0		1-0-0					
1-1-0		0-0-0		0-0-		AWAY		1-1-0		0-0-0		0-0-0					
11-9-0		0-3-0		4-2-0		NEUTRAL		4-1-0		1-1-0		2-2-0					
3-4-0		0-0-0		0-0-0		CONFERENCE		2-4-0		1-0-0		0-0-0					
2-1-0		0-0-0		0-0-0		HOME		2-1-0		0-0-0		0-0-0					
0-3-0		0-0-0		0-0-0		AWAY		0-3-0		0-0-0		0-0-0					
1-0-0		0-0-0		0-0-0		NEUTRAL		0-0-0		1-0-0		0-0-0					
RPI	S	Opponent		Score		RPI	S	Opponent		Score		RPI	S	Opponent		Score	
9	N	Louisville		3	8	39	N	Massachusetts		1	4	54	N	Pittsburgh		1	0
12	N	Tennessee		7	10	39	N	Massachusetts		4	2	54	N	Pittsburgh		1	2
16	N	South Fla.		0	8	39	N	Massachusetts		7	2	57	H	Minnesota		4	14
						40	N	Boston U.		1	8	57	H	Minnesota		4	3
						40	N	Boston U.		5	4	57	H	Minnesota		2	0
						49	N	UAB		1	0	68	A	FIU		0	8
												70	N	Hofstra		2	0
												74	N	New Mexico St.		4	3
												76	A	Iowa		0	1
												76	A	Iowa		1	5
												76	A	Iowa		1	9
												89	N	Chattanooga		4	0
												91	A	UNLV		3	2
						LAST 10 GAMES											
						76	A	Iowa		0	1	57	H	Minnesota		4	3
						76	A	Iowa		1	9	57	H	Minnesota		2	0
						76	A	Iowa		1	5	89	N	Chattanooga		4	0
						222	H	Indiana St.		7	2	39	N	Massachusetts		7	2
						57	H	Minnesota		4	14	102	N	Maryland		0	5

Non-Div. I Games:

Illinois

Average RPI Win:	164	WON-LOST RECORD	WINNING PCT. RANK	LAST 10 GAMES	STRENGTH OF SCHEDULE	OPP. STRENGTH OF SCHEDULE	TEAM RPI	ADJ RPI	CONF. RPI	ADJ CONF. RPI				
DIV. I ONLY		23-11-0	.67647	51	5-5-0	114	135	65	.55232	67	25	26		
DIV. I NON-CONF.		20-8-0	.71429	43	2-2-0	101	147	51	.56601	54	25	25		
<hr/>														
TOTALS	RPI 1-25	RPI 26-50		W-L RECORDS		RPI 51-100		RPI 101-150		RPI 150+				
23-11-0	0-2-0	1-0-0		OVERALL		4-7-0		5-1-0		13-1-0				
10-6-0	0-1-0	1-0-0		HOME		3-5-0		0-0-0		6-0-0				
5-3-0	0-1-0	0-0-0		AWAY		1-1-0		3-1-0		1-0-0				
8-2-0	0-0-0	0-0-0		NEUTRAL		0-1-0		2-0-0		6-1-0				
20-8-0	0-2-0	1-0-0		NON-CONFERENCE		4-4-0		5-1-0		10-1-0				
7-3-0	0-1-0	1-0-0		HOME		3-2-0		0-0-0		3-0-0				
5-3-0	0-1-0	0-0-		AWAY		1-1-0		3-1-0		1-0-0				
8-2-0	0-0-0	0-0-0		NEUTRAL		0-1-0		2-0-0		6-1-0				
3-3-0	0-0-0	0-0-0		CONFERENCE		0-3-0		0-0-0		3-0-0				
3-3-0	0-0-0	0-0-0		HOME		0-3-0		0-0-0		3-0-0				
0-0-0	0-0-0	0-0-0		AWAY		0-0-0		0-0-0		0-0-0				
0-0-0	0-0-0	0-0-0		NEUTRAL		0-0-0		0-0-0		0-0-0				
RPI	S	Opponent	Score		RPI	S	Opponent	Score		RPI	S	Opponent	Score	
14	A	Georgia	0	6	32	H	Georgia Tech	2	1	60	A	Ga. Southern	1	0
24	H	Auburn	1	9						60	A	Ga. Southern	1	4
										70	H	Hofstra	0	16
										70	H	Hofstra	6	8
										70	H	Hofstra	1	4
										82	N	Western Ky.	2	3
										89	H	Chattanooga	5	1
										95	H	Longwood	7	11
										95	H	Longwood	3	2
										96	H	Mercer	2	3
										96	H	Mercer	2	1
										</				

Non-Div. I Games:

Georgia St.

Average RPI Win:		120	WON-LOST RECORD		WINNING PCT. RANK		LAST 10 GAMES		STRENGTH OF SCHEDULE		OPP. STRENGTH OF SCHEDULE		TEAM RPI		ADJ RPI		CONF. RPI		ADJ CONF. RPI				
Average RPI Loss:		56																					
DIV. I ONLY			16-16-0		.5 130		6-4-0		45		28		72		.55095 68		7		7				
DIV. I NON-CONF.			12-13-0		.48 144		2-1-0		26		35		77		.54755 77		7		7				
TOTALS		RPI 1-25		RPI 26-50		W-L RECORDS		RPI 51-100		RPI 101-150		RPI 150+											
16-16-0		2-4-0		1-6-0		OVERALL		6-3-0		1-2-0		6-1-0											
12-6-0		1-2-0		0-2-0		HOME		5-1-0		1-1-0		5-0-0											
2-4-0		0-0-0		1-2-0		AWAY		1-1-0		0-0-0		0-1-0											
2-6-0		1-2-0		0-2-0		NEUTRAL		0-1-0		0-1-0		1-0-0											
12-13-0		2-4-0		0-4-0		NON-CONFERENCE		4-2-0		1-2-0		5-1-0											
9-5-0		1-2-0		0-2-0		HOME		3-0-0		1-1-0		4-0-0											
1-2-0		0-0-0		0-0-		AWAY		1-1-0		0-0-0		0-1-0											
2-6-0		1-2-0		0-2-0		NEUTRAL		0-1-0		0-1-0		1-0-0											
4-3-0		0-0-0		1-2-0		CONFERENCE		2-1-0		0-0-0		1-0-0											
3-1-0		0-0-0		0-0-0		HOME		2-1-0		0-0-0		1-0-0											
1-2-0		0-0-0		1-2-0		AWAY		0-0-0		0-0-0		0-0-0											
0-0-0		0-0-0		0-0-0		NEUTRAL		0-0-0		0-0-0		0-0-0											
RPI	S	Opponent		Score		RPI	S	Opponent		Score		RPI	S	Opponent		Score							
1	N	California		1	8	27	N	Stanford		0	10	66	H	Illinois		8	0	103	N	Indiana	5	7	
9	H	Louisville		2	4	28	N	Tulsa		1	4	69	H	South Carolina		3	1	116	H	Michigan St.	2	8	
15	H	DePaul		3	2	33	A	Troy		1	6	75	A	Jacksonville		0	7	135	H	Villanova	21	2	
15	H	DePaul		3	7	33	A	Troy		6	4	75	A	Jacksonville		6	2	156	A	Cal St. Fullerton	2	6	
24	N	Auburn		1	2	33	A	Troy		5	6	75	H	Jacksonville		3	1	157	H	Fla. Atlantic	2	0	
25	N	Oregon St.		4	1	39	H	Massachusetts		1	3	88	N	Loyola Marymount		0	3	174	H	Providence	8	0	
						49	H	UAB		4	6	97	H	North Texas		6	5	193	N	Florida A&M	5	1	
												97	H	North Texas		5	1	215	H	Ill.-Chicago	5	4	
												97	H	North Texas		4	9	247	H	Delaware	8	0	
																		247	H	Delaware	14	1	
LAST 10 GAMES																							
						33	A	Troy		1	6	97	H	North Texas		4	9						
						33	A	Troy		5	6	157	H	Fla. Atlantic		2	0						
						33	A	Troy		6	4	75	A	Jacksonville		6	2						
						97	H	North Texas		6	5	75	A	Jacksonville		0	7						
						97	H	North Texas		5	1	247	H	Delaware		14	1						

Non-Div. I Games:

FIU

Average RPI Win:	150	WON-LOST RECORD	WINNING PCT. RANK	LAST 10 GAMES	STRENGTH OF SCHEDULE	OPP. STRENGTH OF SCHEDULE	TEAM RPI	ADJ RPI	CONF. RPI	ADJ CONF. RPI		
DIV. I ONLY		22-16-0	.57895	96	3-7-0	69	75	67	.54954	69	2	2
DIV. I NON-CONF.		20-7-0	.74074	34	3-1-0	158	157	63	.55534	64	2	2
<hr/>												
TOTALS	RPI 1-25	RPI 26-50		W-L RECORDS		RPI 51-100		RPI 101-150		RPI 150+		
22-16-0	0-7-0	0-2-0		OVERALL		6-3-0		7-3-0		9-1-0		
13-8-0	0-3-0	0-2-0		HOME		5-1-0		3-1-0		5-1-0		
3-7-0	0-4-0	0-0-0		AWAY		0-1-0		2-2-0		1-0-0		
6-1-0	0-0-0	0-0-0		NEUTRAL		1-1-0		2-0-0		3-0-0		
20-7-0	0-1-0	0-0-0		NON-CONFERENCE		4-2-0		7-3-0		9-1-0		
11-2-0	0-0-0	0-0-0		HOME		3-0-0		3-1-0		5-1-0		
3-4-0	0-1-0	0-0-		AWAY		0-1-0		2-2-0		1-0-0		
6-1-0	0-0-0	0-0-0		NEUTRAL		1-1-0		2-0-0		3-0-0		
2-9-0	0-6-0	0-2-0		CONFERENCE		2-1-0		0-0-0		0-0-0		
2-6-0	0-3-0	0-2-0		HOME		2-1-0		0-0-0		0-0-0		
0-3-0	0-3-0	0-0-0		AWAY		0-0-0		0-0-0		0-0-0		
0-0-0	0-0-0	0-0-0		NEUTRAL		0-0-0		0-0-0		0-0-0		
RPI	S	Opponent	Score	RPI	S	Opponent	Score	RPI	S	Opponent	Score	
3	A	Florida	1 9	31	H	Mississippi St.	0 9	62	H	Arkansas	4 5	
3	A	Florida	0 1	31	H	Mississippi St.	6 10	62	H	Arkansas	8 7	
3	A	Florida	3 7					62	H	Arkansas	7 2	
20	H	LSU	0 9					68	A	FIU	1 3	
20	H	LSU	0 5					75	N	Jacksonville	6 7	
20	H	LSU	0 5					82	H	Western Ky.	5 4	
23	A	North Carolina	0 8					85	N	Portland St.	2 1	
								95	H	Longwood	12 5	
								95	H	Longwood	7 2	
	</											

Non-Div. I Games:

South Carolina

Average RPI Win:	176	WON-LOST	WINNING	LAST 10	STRENGTH OF	OPP. STRENGTH	TEAM	ADJ	CONF.	ADJ CONF.					
Average RPI Loss:	67	RECORD	PCT. RANK	GAMES	SCHEDULE	OF SCHEDULE	RPI	RPI	RPI	RPI					
DIV. I ONLY		21-10-0	.67742	48	7-3-0	139	107	71	.54902	71	18	18			
DIV. I NON-CONF.		16-9-0	.64	63	2-2-0	73	112	60	.5609	60	15	15			
<hr/>															
TOTALS	RPI 1-25	RPI 26-50		W-L RECORDS		RPI 51-100		RPI 101-150		RPI 150+					
21-10-0	2-4-0	0-2-0		OVERALL		2-2-0		2-1-0		15-1-0					
6-1-0	0-1-0	0-0-0		HOME		1-0-0		0-0-0		5-0-0					
5-4-0	1-2-0	0-0-0		AWAY		1-1-0		0-0-0		3-1-0					
10-5-0	1-1-0	0-2-0		NEUTRAL		0-1-0		2-1-0		7-0-0					
16-9-0	2-4-0	0-2-0		NON-CONFERENCE		2-2-0		2-1-0		10-0-0					
4-1-0	0-1-0	0-0-0		HOME		1-0-0		0-0-0		3-0-0					
2-3-0	1-2-0	0-0-		AWAY		1-1-0		0-0-0		0-0-0					
10-5-0	1-1-0	0-2-0		NEUTRAL		0-1-0		2-1-0		7-0-0					
5-1-0	0-0-0	0-0-0		CONFERENCE		0-0-0		0-0-0		5-1-0					
2-0-0	0-0-0	0-0-0		HOME		0-0-0		0-0-0		2-0-0					
3-1-0	0-0-0	0-0-0		AWAY		0-0-0		0-0-0		3-1-0					
0-0-0	0-0-0	0-0-0		NEUTRAL		0-0-0		0-0-0		0-0-0					
<hr/>															
RPI S	Opponent	Score		RPI S	Opponent	Score		RPI S	Opponent	Score					
5 A	Arizona St.	3	1	26 N	Syracuse	2	11	63 A	Houston	5	4	129 N	Delaware St.	2	0
6 A	La.-Lafayette	0	6	44 N	South Ala.	0	3	63 H	Houston	6	5	130 N	La.-Monroe	2	6
19 N	Arizona	1	8					72 A	North Florida	0	1	130 N	La.-Monroe	2	0
20 A	LSU	0	2					85 N	Portland St.	1	4	153 H	UTSA	7	0
20 H	LSU	0	4									153 H	UTSA	9	5
25 N	Oregon St.	3	2									164 N	St. Bonaventure	3	0
												164 N	St. Bonaventure	2	0
												171 N	Bradley	2	1
												214 A	Northwestern St.	2	1
												214 A	Northwestern St.	7	3
												233 H	Houston Baptist	4	0
												233 H	Houston Baptist	3	2
												245 N	Idaho St.	4	2
												246 A	Southeastern La.	8	2
												246 A	Southeastern La.	0	4
												255 N	Mt. St. Mary's	8	0
												277 N	Alcorn St.	11	0
												277 N	Alcorn St.	8	0
												284 H	Southern U.	8	0
<hr/>															
LAST 10 GAMES															
246 A Southeastern La.				0 4				214 A Northwestern St.				7 3			
246 A Southeastern La.				8 2				153 H UTSA				7 0			
20 H LSU				0 4				153 H UTSA				9 5			
284 H Southern U.				8 0				6 A La.-Lafayette				0 6			
214 A Northwestern St.				2 1				164 N St. Bonaventure				3 0			

Non-Div. I Games:

McNeese St.

Average RPI Win:		148	WON-LOST RECORD		WINNING PCT. RANK	LAST 10 GAMES		STRENGTH OF SCHEDULE		OPP. STRENGTH OF SCHEDULE	TEAM RPI	ADJ RPI	CONF. RPI	ADJ CONF. RPI			
Average RPI Loss:		96															
DIV. I ONLY			22-15-0		.59459	86	7-3-0		66		150	70	.54824	72	11	11	
DIV. I NON-CONF.			18-13-0		.58065	92	3-1-0		47		158	73	.54904	76	11	11	
TOTALS		RPI 1-25		RPI 26-50		W-L RECORDS		RPI 51-100		RPI 101-150		RPI 150+					
22-15-0		0-1-0		1-3-0		OVERALL		8-4-0		1-5-0		12-2-0					
7-10-0		0-0-0		0-3-0		HOME		4-3-0		0-3-0		3-1-0					
3-2-0		0-0-0		0-0-0		AWAY		1-0-0		1-1-0		1-1-0					
12-3-0		0-1-0		1-0-0		NEUTRAL		3-1-0		0-1-0		8-0-0					
18-13-0		0-1-0		1-3-0		NON-CONFERENCE		7-3-0		0-4-0		10-2-0					
4-9-0		0-0-0		0-3-0		HOME		3-2-0		0-3-0		1-1-0					
2-1-0		0-0-0		0-0-		AWAY		1-0-0		0-0-0		1-1-0					
12-3-0		0-1-0		1-0-0		NEUTRAL		3-1-0		0-1-0		8-0-0					
4-2-0		0-0-0		0-0-0		CONFERENCE		1-1-0		1-1-0		2-0-0					
3-1-0		0-0-0		0-0-0		HOME		1-1-0		0-0-0		2-0-0					
1-1-0		0-0-0		0-0-0		AWAY		0-0-0		1-1-0		0-0-0					
0-0-0		0-0-0		0-0-0		NEUTRAL		0-0-0		0-0-0		0-0-0					
RPI	S	Opponent		Score		RPI	S	Opponent		Score		RPI	S	Opponent		Score	
23	N	North Carolina		0	3	30	H	Kansas		0	1	52	N	Kentucky		3	8
						30	H	Kansas		3	7	58	H	Lipscomb		4	5
						36	H	UCF		0	3	58	H	Lipscomb		1	0
						40	N	Boston U.		3	1	60	A	Ga. Southern		4	1
												64	N	Ohio St.		10	5
												71	H	McNeese St.		1	0
												93	N	Albany (NY)		3	2
												93	N	Albany (NY)		13	5
												94	H	Ball St.		2	10
												94	H	Ball St.		3	9
												99	H	UNI		5	4
												99	H	UNI		3	2

Non-Div. I Games:

North Florida

Average RPI Win:		135	WON-LOST		WINNING		LAST 10		STRENGTH OF		OPP. STRENGTH		TEAM		ADJ		CONF.		ADJ CONF.								
Average RPI Loss:		82	RECORD		PCT. RANK		GAMES		SCHEDULE		OF SCHEDULE		RPI		RPI		RPI		RPI								
DIV. I ONLY			21-12-0		.63636		70		7-3-0		142		42		74		.54811		73								
DIV. I NON-CONF.			20-11-0		.64516		62		6-2-0		107		48		65		.55949		62								
TOTALS		RPI 1-25		RPI 26-50		W-L RECORDS		RPI 51-100		RPI 101-150		RPI 150+															
21-12-0		1-4-0		2-2-0		OVERALL		4-1-0		6-2-0		8-3-0															
8-5-0		0-2-0		0-0-0		HOME		1-0-0		3-2-0		4-1-0															
3-3-0		0-2-0		0-1-0		AWAY		1-0-0		0-0-0		2-0-0															
10-4-0		1-0-0		2-1-0		NEUTRAL		2-1-0		3-0-0		2-2-0															
20-11-0		1-4-0		2-2-0		NON-CONFERENCE		4-1-0		5-1-0		8-3-0															
7-4-0		0-2-0		0-0-0		HOME		1-0-0		2-1-0		4-1-0															
3-3-0		0-2-0		0-0-		AWAY		1-0-0		0-0-0		2-0-0															
10-4-0		1-0-0		2-1-0		NEUTRAL		2-1-0		3-0-0		2-2-0															
1-1-0		0-0-0		0-0-0		CONFERENCE		0-0-0		1-1-0		0-0-0															
1-1-0		0-0-0		0-0-0		HOME		0-0-0		1-1-0		0-0-0															
0-0-0		0-0-0		0-0-0		AWAY		0-0-0		0-0-0		0-0-0															
0-0-0		0-0-0		0-0-0		NEUTRAL		0-0-0		0-0-0		0-0-0															
RPI	S	Opponent		Score		RPI	S	Opponent		Score		RPI	S	Opponent		Score											
5	A	Arizona St.		4	7	26	N	Syracuse		5	2	52	N	Kentucky		2	3	106	N	Creighton							
10	H	Washington		4	5	27	A	Stanford		0	5	56	H	San Diego St.		3	1	113	N	Valparaiso							
10	H	Washington		4	6	37	N	Oklahoma St.		5	0	74	N	New Mexico St.		10	2	119	N	Iowa St.							
13	N	Texas A&M		2	0	41	N	BYU		2	3	92	A	San Jose St.		6	0	137	H	Sacramento St.							
21	A	UCLA		2	10							100	N	East Carolina		6	3	137	H	Sacramento St.							
																		141	H	Colorado St.		5	6				
																		150	H	Cal St. Northridge		3	4				
																		150	H	Cal St. Northridge		9	1				
																		171	N	Bradley		3	5				
																		171	N	Bradley		3	2				
																		175	N	Nevada		4	1				
																		175	N	Nevada		5	7				
																		185	H	St. Mary's (CA)		1	3				
																		185	H	St. Mary's (CA)		7	0				
																		201	A	CSU Bakersfield		10	0				
																		201	A	CSU Bakersfield		9	3				
																		247	H	Delaware		6	1				
																		251	H	Princeton		5	0				
																		251	H	Princeton		4	3				
						LAST 10 GAMES																					
						150 H Cal St. Northridge						9	1	185 H St. Mary's (CA)						1	3						
						150 H Cal St. Northridge						3	4	251 H Princeton						4	3						
						201 A CSU Bakersfield						9	3	56 H San Diego St.						3	1						
						201 A CSU Bakersfield						10	0	251 H Princeton						5	0						
						185 H St. Mary's (CA)						7	0	141 H Colorado St.						5	6						

Non-Div. I Games:

Pacific

Average RPI Win:		153	WON-LOST RECORD		WINNING PCT. RANK	LAST 10 GAMES	STRENGTH OF SCHEDULE		OPP. STRENGTH OF SCHEDULE	TEAM RPI	ADJ RPI	CONF. RPI	ADJ CONF. RPI				
Average RPI Loss:		47															
DIV. I ONLY			18-19-0		.48649	139	2-8-0		28	78	73	.54775	74	9	9		
DIV. I NON-CONF.			18-13-0		.58065	92	2-2-0		63	85	72	.55211	71	9	9		
TOTALS		RPI 1-25		RPI 26-50		W-L RECORDS		RPI 51-100		RPI 101-150		RPI 150+					
18-19-0		1-7-0		1-4-0		OVERALL		1-6-0		5-1-0		10-1-0					
10-6-0		0-3-0		1-0-0		HOME		0-2-0		3-1-0		6-0-0					
2-6-0		1-2-0		0-3-0		AWAY		0-1-0		0-0-0		1-0-0					
6-7-0		0-2-0		0-1-0		NEUTRAL		1-3-0		2-0-0		3-1-0					
18-13-0		1-4-0		1-1-0		NON-CONFERENCE		1-6-0		5-1-0		10-1-0					
10-3-0		0-0-0		1-0-0		HOME		0-2-0		3-1-0		6-0-0					
2-3-0		1-2-0		0-0-		AWAY		0-1-0		0-0-0		1-0-0					
6-7-0		0-2-0		0-1-0		NEUTRAL		1-3-0		2-0-0		3-1-0					
0-6-0		0-3-0		0-3-0		CONFERENCE		0-0-0		0-0-0		0-0-0					
0-3-0		0-3-0		0-0-0		HOME		0-0-0		0-0-0		0-0-0					
0-3-0		0-0-0		0-3-0		AWAY		0-0-0		0-0-0		0-0-0					
0-0-0		0-0-0		0-0-0		NEUTRAL		0-0-0		0-0-0		0-0-0					
RPI	S	Opponent		Score		RPI	S	Opponent		Score		RPI	S	Opponent		Score	
1	N	California		0	2	27	N	Stanford		2	5	56	N	San Diego St.		0	6
5	A	Arizona St.		5	13	34	H	New Mexico		8	6	59	H	Nebraska		2	15
7	N	Oregon		1	7	41	A	BYU		3	6	59	H	Nebraska		2	10
11	H	Hawaii		3	4	41	A	BYU		1	9	66	N	Illinois		3	4
11	H	Hawaii		1	4	41	A	BYU		2	3	73	N	Pacific		2	10
11	H	Hawaii		1	9							91	A	UNLV		1	6
19	A	Arizona		9	5							100	N	East Carolina		14	5
19	A	Arizona		3	6												

Non-Div. I Games:

New Mexico St.

Average RPI Win:	141	WON-LOST RECORD	WINNING PCT. RANK	LAST 10 GAMES	STRENGTH OF SCHEDULE	OPP. STRENGTH OF SCHEDULE	TEAM RPI	ADJ RPI	CONF. RPI	ADJ CONF. RPI		
DIV. I ONLY		20-16-0	.55556	106	5-5-0	61	103	75	.54498	75	11	11
DIV. I NON-CONF.		18-14-0	.5625	99	3-3-0	40	110	69	.55496	65	11	11
<hr/>												
TOTALS	RPI 1-25	RPI 26-50		W-L RECORDS		RPI 51-100		RPI 101-150		RPI 150+		
20-16-0	0-3-0	2-4-0		OVERALL		3-3-0		6-4-0		9-2-0		
11-6-0	0-0-0	1-1-0		HOME		2-2-0		4-2-0		4-1-0		
3-5-0	0-3-0	1-1-0		AWAY		0-1-0		0-0-0		2-0-0		
6-5-0	0-0-0	0-2-0		NEUTRAL		1-0-0		2-2-0		3-1-0		
18-14-0	0-3-0	2-4-0		NON-CONFERENCE		2-2-0		6-4-0		8-1-0		
9-4-0	0-0-0	1-1-0		HOME		1-1-0		4-2-0		3-0-0		
3-5-0	0-3-0	1-0-		AWAY		0-1-0		0-0-0		2-0-0		
6-5-0	0-0-0	0-2-0		NEUTRAL		1-0-0		2-2-0		3-1-0		
2-2-0	0-0-0	0-0-0		CONFERENCE		1-1-0		0-0-0		1-1-0		
2-2-0	0-0-0	0-0-0		HOME		1-1-0		0-0-0		1-1-0		
0-0-0	0-0-0	0-0-0		AWAY		0-0-0		0-0-0		0-0-0		
0-0-0	0-0-0	0-0-0		NEUTRAL		0-0-0		0-0-0		0-0-0		
<hr/>												
RPI S	Opponent	Score	RPI S	Opponent	Score	RPI S	Opponent	Score	RPI S	Opponent	Score	
3 A	Florida	2 10	26 N	Syracuse	0 2	58 H	Lipscomb	3 9	126 H	Saint Louis	1 2	
17 A	Florida St.	1 7	26 N	Syracuse	1 2	58 H	Lipscomb	1 0	126 H	Saint Louis	0 1	
17 A	Florida St.	0 6	28 H	Tulsa	1 0	68 A	FIU	1 3	129 H	Delaware St.	4 3	
			35 H	Virginia Tech	2 7	68 H	FIU	2 6	129 H	Delaware St.	15 0	
			36 A	UCF	3 2	68 H	FIU	7 0	135 N	Villanova	1 3	
			36 A	UCF	1 2	69 N	South Carolina	7 6	147 N	Penn	9 0	
									147 N	Penn	5 0	
									148 H	Eastern Mich.	2 0	
									148 H	Eastern Mich.	8 0	
									148 N	Eastern Mich.	2 6	
									157 A	Fla. Atlantic	7 1	
									157 A	Fla. Atlantic	5 3	
									167 N	Seton Hall	10 2	
									174 N	Providence	8 0	
									198 H	UNC Greensboro	10 3	
									203 H	Bethune-Cookman	8 0	
									205 H	Buffalo	6 2	
									215 N	Ill.-Chicago	6 14	
									215 N	Ill.-Chicago	6 0	
									228 H	Belmont	4 2	
									228 H	Belmont	3 4	
<hr/>												
LAST 10 GAMES												
58 H Lipscomb						1	0	17 A Florida St.		1	7	
58 H Lipscomb						3	9	17 A Florida St.		0	6	
228 H Belmont						4	2	157 A Fla. Atlantic		7	1	
228 H Belmont						3	4	26 N Syracuse		1	2	
203 H Bethune-Cookman						8	0	157 A Fla. Atlantic		5	3	

Non-Div. I Games:

Jacksonville

Average RPI Win:	150	WON-LOST RECORD	WINNING PCT. RANK	LAST 10 GAMES	STRENGTH OF SCHEDULE	OPP. STRENGTH OF SCHEDULE	TEAM RPI	ADJ RPI	CONF. RPI	ADJ CONF. RPI		
DIV. I ONLY		19-12-0	.6129	79	7-3-0	103	111	76	.54299	77	13	13
DIV. I NON-CONF.		17-10-0	.62963	68	5-1-0	93	131	75	.54957	74	13	13
<hr/>												
TOTALS	RPI 1-25	RPI 26-50		W-L RECORDS		RPI 51-100		RPI 101-150		RPI 150+		
19-12-0	1-0-0	0-3-0		OVERALL		5-3-0		1-5-0		12-1-0		
4-1-0	0-0-0	0-0-0		HOME		0-0-0		0-0-0		4-1-0		
5-2-0	0-0-0	0-0-0		AWAY		0-2-0		0-0-0		5-0-0		
10-9-0	1-0-0	0-3-0		NEUTRAL		5-1-0		1-5-0		3-0-0		
17-10-0	1-0-0	0-3-0		NON-CONFERENCE		5-1-0		1-5-0		10-1-0		
4-1-0	0-0-0	0-0-0		HOME		0-0-0		0-0-0		4-1-0		
3-0-0	0-0-0	0-0-		AWAY		0-0-0		0-0-0		3-0-0		
10-9-0	1-0-0	0-3-0		NEUTRAL		5-1-0		1-5-0		3-0-0		
2-2-0	0-0-0	0-0-0		CONFERENCE		0-2-0		0-0-0		2-0-0		
0-0-0	0-0-0	0-0-0		HOME		0-0-0		0-0-0		0-0-0		
2-2-0	0-0-0	0-0-0		AWAY		0-2-0		0-0-0		2-0-0		
0-0-0	0-0-0	0-0-0		NEUTRAL		0-0-0		0-0-0		0-0-0		
RPI S	Opponent	Score		RPI S	Opponent	Score		RPI S	Opponent	Score		
16 N	South Fla.	2	1	26 N	Syracuse	0	1	55 N	Southern Ill.	3	2	
				35 N	Virginia Tech	5	6	81 N	Boston College	1	3	
				40 N	Boston U.	1	2	87 A	Western Mich.	2	3	
								87 A	Western Mich.	1	5	
								88 N	Loyola Marymount	7	2	
								96 N	Mercer	11	4	
								98 N	Penn St.	5	2	
								99 N	UNI	2	0	

Non-Div. I Games:

Miami (OH)

Average RPI Win: 172		WON-LOST RECORD		WINNING PCT. RANK		LAST 10 GAMES		STRENGTH OF SCHEDULE		OPP. STRENGTH OF SCHEDULE		TEAM RPI		ADJ RPI		CONF. RPI		ADJ CONF. RPI	
DIV. I ONLY		16-15-0		.51613 125		6-3-0		47		121		79		.54084 78		8		8	
DIV. I NON-CONF.		11-12-0		.47826 146		1-0-0		62		125		101		.52225 98		8		8	
TOTALS		RPI 1-25		RPI 26-50		W-L RECORDS		RPI 51-100		RPI 101-150		RPI 150+							
16-15-0		1-5-0		1-2-0		OVERALL		1-4-0		0-3-0		13-1-0							
3-0-0		0-0-0		0-0-0		HOME		0-0-0		0-0-0		3-0-0							
4-6-0		0-5-0		1-1-0		AWAY		0-0-0		0-0-0		3-0-0							
9-9-0		1-0-0		0-1-0		NEUTRAL		1-4-0		0-3-0		7-1-0							
11-12-0		1-2-0		1-2-0		NON-CONFERENCE		1-4-0		0-3-0		8-1-0							
0-0-0		0-0-0		0-0-0		HOME		0-0-0		0-0-0		0-0-0							
2-3-0		0-2-0		1-0-		AWAY		0-0-0		0-0-0		1-0-0							
9-9-0		1-0-0		0-1-0		NEUTRAL		1-4-0		0-3-0		7-1-0							
5-3-0		0-3-0		0-0-0		CONFERENCE		0-0-0		0-0-0		5-0-0							
3-0-0		0-0-0		0-0-0		HOME		0-0-0		0-0-0		3-0-0							
2-3-0		0-3-0		0-0-0		AWAY		0-0-0		0-0-0		2-0-0							
0-0-0		0-0-0		0-0-0		NEUTRAL		0-0-0		0-0-0		0-0-0							
RPI	S	Opponent		Score		RPI	S	Opponent		Score		RPI	S	Opponent		Score			
6	A	La.-Lafayette		1	15	28	N	Tulsa		1	12	57	N	Minnesota		0	4		
14	A	Georgia		1	12	45	A	Texas St.		2	1	87	N	Western Mich.		0	2		
16	A	South Fla.		0	1	45	A	Texas St.		6	11	96	N	Mercer		6	14		
16	A	South Fla.		0	11							98	N	Penn St.		9	0		
16	A	South Fla.		0	9							99	N	UNI		0	4		
17	N	Florida St.		1	0														

Non-Div. I Games:

Rutgers

Average RPI Win: 158		WON-LOST	WINNING	LAST 10	STRENGTH OF		OPP. STRENGTH	TEAM	ADJ	CONF.	ADJ CONF.
Average RPI Loss: 52		RECORD	PCT. RANK	GAMES	SCHEDULE		OF SCHEDULE	RPI	RPI	RPI	RPI
DIV. I ONLY		15-18-0	.45455	158	2-8-0		26	56	77	.54061	79
DIV. I NON-CONF.		12-10-0	.54545	106	1-1-0		153	136	119	.50972	119
TOTALS		RPI 1-25	RPI 26-50		W-L RECORDS		RPI 51-100		RPI 101-150		RPI 150+
15-18-0		1-10-0	0-3-0		OVERALL		3-1-0		2-3-0		9-1-0
5-7-0		1-5-0	0-1-0		HOME		1-0-0		0-1-0		3-0-0
2-9-0		0-5-0	0-2-0		AWAY		2-0-0		0-2-0		0-0-0
8-2-0		0-0-0	0-0-0		NEUTRAL		0-1-0		2-0-0		6-1-0
12-10-0		0-2-0	0-3-0		NON-CONFERENCE		1-1-0		2-3-0		9-1-0
4-2-0		0-0-0	0-1-0		HOME		1-0-0		0-1-0		3-0-0
0-6-0		0-2-0	0-0-0		AWAY		0-0-0		0-2-0		0-0-0
8-2-0		0-0-0	0-0-0		NEUTRAL		0-1-0		2-0-0		6-1-0
3-8-0		1-8-0	0-0-0		CONFERENCE		2-0-0		0-0-0		0-0-0
1-5-0		1-5-0	0-0-0		HOME		0-0-0		0-0-0		0-0-0
2-3-0		0-3-0	0-0-0		AWAY		2-0-0		0-0-0		0-0-0
0-0-0		0-0-0	0-0-0		NEUTRAL		0-0-0		0-0-0		0-0-0
RPI S	Opponent	Score	RPI S	Opponent	Score	RPI S	Opponent	Score	RPI S	Opponent	Score
2 A	Alabama	1 12	27 A	Stanford	5 13	62 A	Arkansas	7 6	112 A	A&M-Corpus Christi	4 7
2 A	Alabama	7 10	27 A	Stanford	4 8	62 A	Arkansas	13 0	139 N	Cal Poly	6 4
2 A	Alabama	2 12	33 H	Troy	1 5	89 H	Chattanooga	9 6	141 N	Colorado St.	5 2
14 H	Georgia	4 8				89 N	Chattanooga	3 5	143 A	Central Ark.	5 6
14 H	Georgia	0 8							145 H	Murray St.	6 11
14 H	Georgia	0 9							153 N	UTSA	12 2
17 A	Florida St.	6 10							172 N	Tennessee Tech	6 3
17 A	Florida St.	0 8							207 N	James Madison	3 2
24 H	Auburn	5 9							210 N	Southern Miss.	5 3
24 H	Auburn	4 7							212 N	Stephen F. Austin	9 0
24 H	Auburn	6 1							212 N	Stephen F. Austin	11 3
									227 N	Jackson St.	2 7
									228 H	Belmont	6 0
									228 H	Belmont	9 1
									228 H	Belmont	5 0
LAST 10 GAMES											
24 H	Auburn	6 1	14 H	Georgia	0 8						
24 H	Auburn	4 7	14 H	Georgia	0 9						
24 H	Auburn	5 9	14 H	Georgia	4 8						
227 N	Jackson St.	2 7	2 A	Alabama	1 12						
210 N	Southern Miss.	5 3	2 A	Alabama	7 10						

Non-Div. I Games:

Ole Miss

Average RPI Win:	186	WON-LOST RECORD	WINNING PCT. RANK	LAST 10 GAMES	STRENGTH OF SCHEDULE	OPP. STRENGTH OF SCHEDULE	TEAM RPI	ADJ RPI	CONF. RPI	ADJ CONF. RPI	
Average RPI Loss:	96										
DIV. I ONLY	20-8-0	.71429	36	7-2-0	174	176	83	.53877	80	16	16
DIV. I NON-CONF.	15-7-0	.68182	52	2-1-0	169	210	87	.53156	89	17	18
<hr/>											
TOTALS	RPI 1-25	RPI 26-50		W-L RECORDS	RPI 51-100		RPI 101-150		RPI 150+		
20-8-0	0-0-0	2-4-0		OVERALL	1-0-0		2-1-0		15-3-0		
5-2-0	0-0-0	0-2-0		HOME	0-0-0		0-0-0		5-0-0		
6-4-0	0-0-0	2-1-0		AWAY	0-0-0		0-1-0		4-2-0		
9-2-0	0-0-0	0-1-0		NEUTRAL	1-0-0		2-0-0		6-1-0		
<hr/>											
15-7-0	0-0-0	0-3-0		NON-CONFERENCE	1-0-0		2-1-0		12-3-0		
2-2-0	0-0-0	0-2-0		HOME	0-0-0		0-0-0		2-0-0		
4-3-0	0-0-0	0-0-		AWAY	0-0-0		0-1-0		4-2-0		
9-2-0	0-0-0	0-1-0		NEUTRAL	1-0-0		2-0-0		6-1-0		
<hr/>											
5-1-0	0-0-0	2-1-0		CONFERENCE	0-0-0		0-0-0		3-0-0		
3-0-0	0-0-0	0-0-0		HOME	0-0-0		0-0-0		3-0-0		
2-1-0	0-0-0	2-1-0		AWAY	0-0-0		0-0-0		0-0-0		
0-0-0	0-0-0	0-0-0		NEUTRAL	0-0-0		0-0-0		0-0-0		
<hr/>											
RPI S	Opponent	Score	RPI S	Opponent	Score	RPI S	Opponent	Score	RPI S	Opponent	Score
			29 H	Texas Tech	3 6	61 N	Utah	1 0	109 A	Fla. Gulf Coast	0 1
			29 H	Texas Tech	1 4				128 N	Middle Tenn.	8 6
			30 N	Kansas	0 2				146 N	Robert Morris	1 0
			40 A	Boston U.	3 8				154 A	Fairfield	6 5
			40 A	Boston U.	1 0				154 A	Fairfield	2 0
			40 A	Boston U.	4 3				162 A	Iona	2 0
									162 A	Iona	3 6
									166 A	Charlotte	4 3
									166 A	Charlotte	3 5
									184 N	Army	12 0
									197 N	Saint Francis (PA)	10 3
									202 N	Georgetown	4 3
									205 N	Buffalo	2 3
									232 N	Colgate	9 4
									236 N	Siena	5 2
									262 H	Hartford	4 0
									262 H	Hartford	3 1
									262 H	Hartford	10 0
									274 H	Holy Cross	10 1
									274 H	Holy Cross	7 0
									278 N	Howard	13 1
<hr/>											
LAST 10 GAMES											
			40 A	Boston U.	3 8	262 H	Hartford	10 0			
			40 A	Boston U.	4 3	262 H	Hartford	3 1			
			40 A	Boston U.	1 0	262 H	Hartford	4 0			
			162 A	Iona	2 0	154 A	Fairfield	6 5			
			162 A	Iona	3 6	154 A	Fairfield	2 0			

Non-Div. I Games:

Stony Brook

Average RPI Win:		163	WON-LOST RECORD		WINNING PCT. RANK		LAST 10 GAMES		STRENGTH OF SCHEDULE		OPP. STRENGTH OF SCHEDULE		TEAM RPI		ADJ RPI		CONF. RPI		ADJ CONF. RPI	
DIV. I ONLY			19-12-0		.6129 79		4-6-0		105		141		82		.5382 81		4		4	
DIV. I NON-CONF.			18-7-0		.72 40		3-1-0		128		207		68		.55298 70		4		4	
TOTALS		RPI 1-25		RPI 26-50		W-L RECORDS		RPI 51-100		RPI 101-150		RPI 150+								
19-12-0		0-1-0		1-6-0		OVERALL		4-0-0		4-2-0		10-3-0								
3-3-0		0-0-0		1-2-0		HOME		0-0-0		0-0-0		2-1-0								
3-6-0		0-0-0		0-4-0		AWAY		0-0-0		2-1-0		1-1-0								
13-3-0		0-1-0		0-0-0		NEUTRAL		4-0-0		2-1-0		7-1-0								
18-7-0		0-1-0		0-1-0		NON-CONFERENCE		4-0-0		4-2-0		10-3-0								
2-1-0		0-0-0		0-0-0		HOME		0-0-0		0-0-0		2-1-0								
3-3-0		0-0-0		0-0-		AWAY		0-0-0		2-1-0		1-1-0								
13-3-0		0-1-0		0-0-0		NEUTRAL		4-0-0		2-1-0		7-1-0								
1-5-0		0-0-0		1-5-0		CONFERENCE		0-0-0		0-0-0		0-0-0								
1-2-0		0-0-0		1-2-0		HOME		0-0-0		0-0-0		0-0-0								
0-3-0		0-0-0		0-3-0		AWAY		0-0-0		0-0-0		0-0-0								
0-0-0		0-0-0		0-0-0		NEUTRAL		0-0-0		0-0-0		0-0-0								
RPI S	Opponent		Score		RPI S	Opponent		Score		RPI S	Opponent		Score		RPI S	Opponent		Score		
16 N	South Fla.		3 6		32 A	Georgia Tech		0 8		57 N	Minnesota		2 1		109 A	Fla. Gulf Coast		6 3		
					32 A	Georgia Tech		4 9		77 N	Miami (OH)		3 1		114 N	UT Martin		7 1		
					32 A	Georgia Tech		0 4		82 N	Western Ky.		4 2		126 N	Saint Louis		5 4		
					40 A	Boston U.		0 1		88 N	Loyola Marymount		4 1		136 A	Stetson		2 1		
					50 H	Virginia		4 7						136 A	Stetson		1 7			
					50 H	Virginia		10 4						143 N	Central Ark.		2 7			
					50 H	Virginia		1 5						155 N	Binghamton		0 2			
														157 A	Fla. Atlantic		1 6			
														166 A	Charlotte		6 2			
														166 H	Charlotte		2 12			
														174 N	Providence		13 1			
														203 N	Bethune-Cookman		4 1			
														213 N	Towson		6 1			
														221 H	Dartmouth		2 1			
														221 H	Dartmouth		11 0			
														247 N	Delaware		3 2			
														261 N	Hampton		5 1			
														276 N	Morgan St.		10 0			
														276 N	Morgan St.		11 3			
					LAST 10 GAMES															
					50 H	Virginia		1 5		40 A	Boston U.		0 1							
					50 H	Virginia		10 4		32 A	Georgia Tech		0 4							
					50 H	Virginia		4 7		32 A	Georgia Tech		4 9							
					221 H	Dartmouth		11 0		32 A	Georgia Tech		0 8							
					221 H	Dartmouth		2 1		57 N	Minnesota		2 1							

Non-Div. I Games:

Boston College

Average RPI Win:		151	WON-LOST RECORD		WINNING PCT. RANK		LAST 10 GAMES		STRENGTH OF SCHEDULE		OPP. STRENGTH OF SCHEDULE		TEAM RPI		ADJ RPI		CONF. RPI		ADJ CONF. RPI				
DIV. I ONLY			21-14-1		.59722 85		3-6-1		124		81		88		.53803 82		7 7						
DIV. I NON-CONF.			17-10-0		.62963 68		2-2-0		120		97		79		.54499 78		7 7						
TOTALS		RPI 1-25		RPI 26-50		W-L RECORDS		RPI 51-100		RPI 101-150		RPI 150+											
21-14-1		0-2-0		3-3-0		OVERALL		2-6-1		4-2-0		12-1-0											
6-4-0		0-1-0		1-2-0		HOME		1-1-0		1-0-0		3-0-0											
5-5-1		0-1-0		0-0-0		AWAY		0-3-1		0-0-0		5-1-0											
10-5-0		0-0-0		2-1-0		NEUTRAL		1-2-0		3-2-0		4-0-0											
17-10-0		0-2-0		2-1-0		NON-CONFERENCE		2-4-0		4-2-0		9-1-0											
5-2-0		0-1-0		0-0-0		HOME		1-1-0		1-0-0		3-0-0											
2-3-0		0-1-0		0-0-		AWAY		0-1-0		0-0-0		2-1-0											
10-5-0		0-0-0		2-1-0		NEUTRAL		1-2-0		3-2-0		4-0-0											
4-4-1		0-0-0		1-2-0		CONFERENCE		0-2-1		0-0-0		3-0-0											
1-2-0		0-0-0		1-2-0		HOME		0-0-0		0-0-0		0-0-0											
3-2-1		0-0-0		0-0-0		AWAY		0-2-1		0-0-0		3-0-0											
0-0-0		0-0-0		0-0-0		NEUTRAL		0-0-0		0-0-0		0-0-0											
RPI	S	Opponent		Score		RPI	S	Opponent		Score		RPI	S	Opponent		Score		RPI	S	Opponent		Score	
9	H	Louisville		0	6	32	N	Georgia Tech		3	5	52	H	Kentucky		2	4	104	N	Kennesaw St.		9	3
19	A	Arizona		4	6	44	H	South Ala.		5	4	57	N	Minnesota		0	1	114	N	UT Martin		4	5
						44	H	South Ala.		1	5	67	N	Georgia St.		3	2	131	N	Winthrop		8	5
						44	H	South Ala.		1	2	69	A	South Carolina		4	5	142	N	Southern Utah		4	5
						49	N	UAB		6	0	81	N	Boston College		2	4	144	N	Jacksonville St.		6	5
						49	N	UAB		3	2	90	H	Bowling Green		5	1	145	H	Murray St.		10	1
												97	A	North Texas		8	9	157	A	Fla. Atlantic		5	1
												97	A	North Texas		3	4	157	A	Fla. Atlantic		9	3
												97	A	North Texas		6	6	157	A	Fla. Atlantic		11	0
																		172	H	Tennessee Tech		1	0
																		174	N	Providence		5	1
																		179	N	North Dakota		9	2
																		183	A	Eastern Ky.		3	5
																		211	A	Samford		5	1
																		211	A	Samford		11	1
																		220	N	Tennessee St.		8	0
																		222	H	Indiana St.		10	2
																		242	H	Morehead St.		4	1
																		250	N	Cleveland St.		4	3
LAST 10 GAMES																							
97	A	North Texas		6	6	183	A	Eastern Ky.		3	5	52	H	Kentucky		2	4	44	H	South Ala.		5	4
97	A	North Texas		3	4	52	H	Kentucky		2	4	44	H	South Ala.		1	2	44	H	South Ala.		1	5
97	A	North Texas		8	9	44	H	South Ala.		1	2	44	H	South Ala.		1	5						
211	A	Samford		5	1																		
211	A	Samford		11	1																		

Non-Div. I Games:

Western Ky.

Average RPI Win:		121	WON-LOST RECORD		WINNING PCT. RANK		LAST 10 GAMES		STRENGTH OF SCHEDULE		OPP. STRENGTH OF SCHEDULE		TEAM RPI		ADJ RPI		CONF. RPI		ADJ CONF. RPI				
DIV. I ONLY			14-12-0		.53846 110		5-5-0		83		39		80		.53793 83		5		5				
DIV. I NON-CONF.			11-9-0		.55 104		2-2-0		41		79		70		.55051 73		5		5				
TOTALS		RPI 1-25		RPI 26-50		W-L RECORDS		RPI 51-100		RPI 101-150		RPI 150+											
14-12-0		0-3-0		1-4-0		OVERALL		4-3-0		4-2-0		5-0-0											
1-2-0		0-0-0		1-2-0		HOME		0-0-0		0-0-0		0-0-0											
7-2-0		0-1-0		0-0-0		AWAY		2-1-0		2-0-0		3-0-0											
6-8-0		0-2-0		0-2-0		NEUTRAL		2-2-0		2-2-0		2-0-0											
11-9-0		0-3-0		0-2-0		NON-CONFERENCE		2-2-0		4-2-0		5-0-0											
0-0-0		0-0-0		0-0-0		HOME		0-0-0		0-0-0		0-0-0											
5-1-0		0-1-0		0-0-		AWAY		0-0-0		2-0-0		3-0-0											
6-8-0		0-2-0		0-2-0		NEUTRAL		2-2-0		2-2-0		2-0-0											
3-3-0		0-0-0		1-2-0		CONFERENCE		2-1-0		0-0-0		0-0-0											
1-2-0		0-0-0		1-2-0		HOME		0-0-0		0-0-0		0-0-0											
2-1-0		0-0-0		0-0-0		AWAY		2-1-0		0-0-0		0-0-0											
0-0-0		0-0-0		0-0-0		NEUTRAL		0-0-0		0-0-0		0-0-0											
RPI	S	Opponent		Score		RPI	S	Opponent		Score		RPI	S	Opponent		Score							
16	A	South Fla.		0	5	30	N	Kansas		0	4	55	N	Southern Ill.		12	3	101	A	UC Santa Barbara		4	0
17	N	Florida St.		1	2	37	N	Oklahoma St.		0	1	60	N	Ga. Southern		3	2	102	N	Maryland		3	4
17	N	Florida St.		2	6	48	H	Northwestern		6	10	62	N	Arkansas		1	5	122	A	Charleston So.		3	2
						48	H	Northwestern		3	8	76	A	Iowa		5	4	132	N	Connecticut		5	3
						48	H	Northwestern		12	4	76	A	Iowa		1	0	138	N	San Diego		6	3
												76	A	Iowa		3	4	138	N	San Diego		9	10
												92	N	San Jose St.		0	9	165	N	St. John's (NY)		3	0
																		175	A	Nevada		11	9
																		175	A	Nevada		7	1
																		175	A	Nevada		8	5
																		190	N	Drake		8	0
LAST 10 GAMES																							
48	H	Northwestern		3	8	76	A	Iowa		1	0												
48	H	Northwestern		6	10	37	N	Oklahoma St.		0	1												
48	H	Northwestern		12	4	101	A	UC Santa Barbara		4	0												
76	A	Iowa		5	4	92	N	San Jose St.		0	9												
76	A	Iowa		3	4	175	A	Nevada		7	1												

Non-Div. I Games:

Wisconsin

Average RPI Win:	200	WON-LOST	WINNING	LAST 10	STRENGTH OF	OPP. STRENGTH	TEAM	ADJ	CONF.	ADJ CONF.	
Average RPI Loss:	116	RECORD	PCT. RANK	GAMES	SCHEDULE	OF SCHEDULE	RPI	RPI	RPI	RPI	
DIV. I ONLY	28-6-0	.82353	14	8-2-0	251	213	84	.53678	84	11	11
DIV. I NON-CONF.	26-4-0	.86667	15	6-0-0	272	234	85	.53569	85	11	11
<hr/>											
TOTALS	RPI 1-25	RPI 26-50	W-L RECORDS		RPI 51-100	RPI 101-150		RPI 150+			
28-6-0	0-0-0	1-1-0	OVERALL		2-1-0	2-3-0		23-1-0			
16-3-0	0-0-0	0-0-0	HOME		1-1-0	2-1-0		13-1-0			
10-0-0	0-0-0	0-0-0	AWAY		0-0-0	0-0-0		10-0-0			
2-3-0	0-0-0	1-1-0	NEUTRAL		1-0-0	0-2-0		0-0-0			
<hr/>											
26-4-0	0-0-0	1-1-0	NON-CONFERENCE		1-0-0	1-2-0		23-1-0			
14-1-0	0-0-0	0-0-0	HOME		0-0-0	1-0-0		13-1-0			
10-0-0	0-0-0	0-0-	AWAY		0-0-0	0-0-0		10-0-0			
2-3-0	0-0-0	1-1-0	NEUTRAL		1-0-0	0-2-0		0-0-0			
<hr/>											
2-2-0	0-0-0	0-0-0	CONFERENCE		1-1-0	1-1-0		0-0-0			
2-2-0	0-0-0	0-0-0	HOME		1-1-0	1-1-0		0-0-0			
0-0-0	0-0-0	0-0-0	AWAY		0-0-0	0-0-0		0-0-0			
0-0-0	0-0-0	0-0-0	NEUTRAL		0-0-0	0-0-0		0-0-0			
<hr/>											
RPI S	Opponent	Score	RPI S	Opponent	Score	RPI S	Opponent	Score	RPI S	Opponent	Score
			26 N	Syracuse	3 1	96 H	Mercer	8 7	104 H	Kennesaw St.	1 0
			40 N	Boston U.	2 4	96 H	Mercer	1 4	104 H	Kennesaw St.	2 7
						98 N	Penn St.	2 0	118 N	Central Mich.	3 10
									134 H	Ohio	6 0
									135 N	Villanova	1 2
									151 H	Youngstown St.	4 0
									164 H	St. Bonaventure	9 0
									176 A	Western Caro.	6 2
									176 A	Western Caro.	8 5
									194 A	Gardner-Webb	7 0
									194 A	Gardner-Webb	9 0
									194 A	Furman	4 0
									194 A	Furman	3 0
									200 H	Dayton	4 2
									200 H	Dayton	1 3
									208 A	Appalachian St.	12 4
									208 A	Appalachian St.	10 2
									208 H	Appalachian St.	7 2
									217 H	Liberty	16 0
									252 H	La Salle	4 0
									252 H	La Salle	8 0
			LAST 10 GAMES						257 H	Savannah St.	5 0
			104 H	Kennesaw St.	2 7	273 A	N.C. A&T	8 0	260 H	Detroit	8 0
			104 H	Kennesaw St.	1 0	208 A	Appalachian St.	12 4	269 H	UNC Wilmington	5 0
			96 H	Mercer	1 4	208 A	Appalachian St.	10 2	271 H	George Mason	9 3
			96 H	Mercer	8 7	176 A	Western Caro.	6 2	273 A	N.C. A&T	8 0
			273 A	N.C. A&T	8 0	176 A	Western Caro.	8 5	273 A	N.C. A&T	8 0

Non-Div. I Games:

S.C. Upstate

RPI	S	Opponent	Score	
282	H	N.C. Central	8	0
282	H	N.C. Central	8	2

S.C. Upstate

S
.
C
.
U
p
s
t
a
t
e

S
.
C
.
U
p
s
t
a
t
e

Average RPI Win: 143		WON-LOST	WINNING	LAST 10	STRENGTH OF		OPP. STRENGTH	TEAM	ADJ	CONF.	ADJ CONF.		
Average RPI Loss: 76		RECORD	PCT. RANK	GAMES	SCHEDULE		OF SCHEDULE	RPI	RPI	RPI	RPI		
DIV. I ONLY		13-14-0	.48148	146	5-5-0		33	123	86	.5349	85	20	20
DIV. I NON-CONF.		7-12-0	.36842	199	2-4-0		31	77	121	.5084	122	19	19

TOTALS		RPI 1-25	RPI 26-50		W-L RECORDS		RPI 51-100		RPI 101-150		RPI 150+		
13-14-0		0-1-0	0-3-0		OVERALL		2-6-0		7-3-0		4-1-0		
0-2-0		0-0-0	0-0-0		HOME		0-2-0		0-0-0		0-0-0		
3-5-0		0-0-0	0-0-0		AWAY		0-1-0		3-3-0		0-1-0		
10-7-0		0-1-0	0-3-0		NEUTRAL		2-3-0		4-0-0		4-0-0		
7-12-0		0-1-0	0-3-0		NON-CONFERENCE		2-6-0		2-2-0		3-0-0		
0-2-0		0-0-0	0-0-0		HOME		0-2-0		0-0-0		0-0-0		
0-3-0		0-0-0	0-0-		AWAY		0-1-0		0-2-0		0-0-0		
7-7-0		0-1-0	0-3-0		NEUTRAL		2-3-0		2-0-0		3-0-0		
6-2-0		0-0-0	0-0-0		CONFERENCE		0-0-0		5-1-0		1-1-0		
0-0-0		0-0-0	0-0-0		HOME		0-0-0		0-0-0		0-0-0		
3-2-0		0-0-0	0-0-0		AWAY		0-0-0		3-1-0		0-1-0		
3-0-0		0-0-0	0-0-0		NEUTRAL		0-0-0		2-0-0		1-0-0		
RPI S	Opponent	Score	RPI S	Opponent	Score	RPI S	Opponent	Score	RPI S	Opponent	Score		
11 N	Hawaii	3 11	27 N	Stanford	0 7	53 A	Boise St.	5 6	123 A	Utah Valley	7 0		
			29 N	Texas Tech	1 5	53 H	Boise St.	0 4	123 A	Utah Valley	1 0		
			41 N	BYU	1 4	53 H	Boise St.	2 3	123 A	Utah Valley	3 2		
						56 N	San Diego St.	3 7	123 A	Utah Valley	0 1		
						61 N	Utah	1 3	127 N	UC Davis	3 1		
						61 N	Utah	2 0	137 N	Sacramento St.	2 1		
						69 N	South Carolina	1 2	137 N	Sacramento St.	3 2		
						71 N	McNeese St.	4 1	139 N	Cal Poly	9 0		
									149 A	UC Riverside	0 8		
									149 A	UC Riverside	0 5		
									158 N	Long Beach St.	12 1		
									185 A	St. Mary's (CA)	1 2		
									192 N	Utah St.	11 5		
									219 N	Maine	6 2		
									254 N	Santa Clara	8 3		
			LAST 10 GAMES										
			123 A	Utah Valley	1 0	53 H	Boise St.	0 4					
			123 A	Utah Valley	3 2	192 N	Utah St.	11 5					
			123 A	Utah Valley	7 0	53 A	Boise St.	5 6					
			123 A	Utah Valley	0 1	149 A	UC Riverside	0 8					
			53 H	Boise St.	2 3	127 N	UC Davis	3 1					

Non-Div. I Games:

Portland St.

Average RPI Win: 177		WON-LOST RECORD	WINNING PCT. RANK	LAST 10 GAMES	STRENGTH OF SCHEDULE	OPP. STRENGTH OF SCHEDULE	TEAM RPI	ADJ RPI		CONF. RPI	ADJ CONF. RPI												
Average RPI Loss: 98																							
DIV. I ONLY		25-9-0	.73529	26	6-4-0	202	139	81	.53483	86	21	22											
DIV. I NON-CONF.		17-5-0	.77273	30	3-1-0	137	162	46	.5683	51	23	23											
<hr/>																							
TOTALS		RPI 1-25		RPI 26-50		W-L RECORDS		RPI 51-100		RPI 101-150		RPI 150+											
25-9-0		0-1-0		0-0-0		OVERALL		2-5-0		9-2-0		14-1-0											
8-2-0		0-0-0		0-0-0		HOME		1-1-0		2-0-0		5-1-0											
9-6-0		0-1-0		0-0-0		AWAY		1-4-0		4-1-0		4-0-0											
8-1-0		0-0-0		0-0-0		NEUTRAL		0-0-0		3-1-0		5-0-0											
17-5-0		0-1-0		0-0-0		NON-CONFERENCE		1-3-0		7-1-0		9-0-0											
3-1-0		0-0-0		0-0-0		HOME		1-1-0		2-0-0		0-0-0											
6-3-0		0-1-0		0-0-		AWAY		0-2-0		2-0-0		4-0-0											
8-1-0		0-0-0		0-0-0		NEUTRAL		0-0-0		3-1-0		5-0-0											
8-4-0		0-0-0		0-0-0		CONFERENCE		1-2-0		2-1-0		5-1-0											
5-1-0		0-0-0		0-0-0		HOME		0-0-0		0-0-0		5-1-0											
3-3-0		0-0-0		0-0-0		AWAY		1-2-0		2-1-0		0-0-0											
0-0-0		0-0-0		0-0-0		NEUTRAL		0-0-0		0-0-0		0-0-0											
RPI	S	Opponent		Score		RPI	S	Opponent		Score		RPI	S	Opponent		Score							
24	A	Auburn		0 2								105	A	Coastal Caro.		1 0							
												107	A	Marshall		9 2							
												111	N	Kent St.		6 3							
												111	N	Kent St.		14 4							
												120	N	Temple		1 2							
												120	N	Temple		4 0							
												140	A	UMKC		4 3							
												140	A	UMKC		4 5							
												140	A	UMKC		2 0							
												148	H	Eastern Mich.		5 0							
												148	H	Eastern Mich.		4 3							
												172	A	Tennessee Tech		4 0							
												172	A	Tennessee Tech		5 2							
												181	A	Butler		4 1							
												181	A	Butler		3 1							
												208	N	Appalachian St.		8 4							
												223	N	Sacred Heart		4 1							
												223	N	Sacred Heart		10 5							
												239	H	South Dakota St.		1 0							
												239	H	South Dakota St.		8 0							
												239	H	South Dakota St.		10 0							
												264	H	Oakland		9 0							
												264	H	Oakland		6 5							
												264	H	Oakland		3 7							
												265	N	Alabama St.		7 0							
												272	N	Bucknell		9 1							
<hr/>																							
LAST 10 GAMES																							
65 A North Dakota St.						1 2		140 A UMKC						4 5		264 H Oakland						6 5	
65 A North Dakota St.						5 1		140 A UMKC						4 3		264 H Oakland						3 7	
65 A North Dakota St.						0 3		140 A UMKC						2 0		265 N Alabama St.						7 0	
148 H Eastern Mich.						4 3		90 H Bowling Green						3 1		272 N Bucknell						9 1	
148 H Eastern Mich.						5 0		90 H Bowling Green						0 3									

Non-Div. I Games:

IPFW

Average RPI Win: 168		WON-LOST	WINNING	LAST 10	STRENGTH OF		OPP. STRENGTH	TEAM	ADJ	CONF.	ADJ CONF.
Average RPI Loss: 88		RECORD	PCT. RANK	GAMES	SCHEDULE		OF SCHEDULE	RPI	RPI	RPI	RPI
DIV. I ONLY		13-10-0	.56522	103	7-3-0		84	122	87	.53467	87
DIV. I NON-CONF.		11-10-0	.52381	123	5-3-0		99	142	105	.51816	103
TOTALS		RPI 1-25	RPI 26-50		W-L RECORDS		RPI 51-100		RPI 101-150		RPI 150+
13-10-0		0-2-0	0-2-0		OVERALL		3-1-0		4-3-0		6-2-0
2-0-0		0-0-0	0-0-0		HOME		2-0-0		0-0-0		0-0-0
1-2-0		0-1-0	0-1-0		AWAY		0-0-0		0-0-0		1-0-0
10-8-0		0-1-0	0-1-0		NEUTRAL		1-1-0		4-3-0		5-2-0
11-10-0		0-2-0	0-2-0		NON-CONFERENCE		1-1-0		4-3-0		6-2-0
0-0-0		0-0-0	0-0-0		HOME		0-0-0		0-0-0		0-0-0
1-2-0		0-1-0	0-0-		AWAY		0-0-0		0-0-0		1-0-0
10-8-0		0-1-0	0-1-0		NEUTRAL		1-1-0		4-3-0		5-2-0
2-0-0		0-0-0	0-0-0		CONFERENCE		2-0-0		0-0-0		0-0-0
2-0-0		0-0-0	0-0-0		HOME		2-0-0		0-0-0		0-0-0
0-0-0		0-0-0	0-0-0		AWAY		0-0-0		0-0-0		0-0-0
0-0-0		0-0-0	0-0-0		NEUTRAL		0-0-0		0-0-0		0-0-0
RPI S	Opponent	Score	RPI S	Opponent	Score	RPI S	Opponent	Score	RPI S	Opponent	Score
5 A	Arizona St.	0 10	34 N	New Mexico	4 5	61 N	Utah	0 5	108 N	Harvard	3 1
12 N	Tennessee	6 9	43 A	Notre Dame	3 5	77 H	Miami (OH)	5 1	109 N	Fla. Gulf Coast	2 8
						77 H	Miami (OH)	3 2	110 N	Fordham	0 6
						78 N	Rutgers	2 0	120 N	Temple	4 0
									121 N	Quinnipiac	3 1
									135 N	Villanova	4 6
									150 N	Cal St. Northridge	9 0
									171 N	Bradley	1 2
									197 N	Saint Francis (PA)	1 7
									203 N	Bethune-Cookman	14 0
									241 N	Green Bay	9 0
									247 A	Delaware	6 3
									248 N	Norfolk St.	4 1
									252 N	La Salle	1 0
									259 N	Wagner	2 0
LAST 10 GAMES											
			77 H	Miami (OH)	5 1	135 N	Villanova	4 6			
			77 H	Miami (OH)	3 2	252 N	La Salle	1 0			
			43 A	Notre Dame	3 5	110 N	Fordham	0 6			
			247 A	Delaware	6 3	241 N	Green Bay	9 0			
			248 N	Norfolk St.	4 1	120 N	Temple	4 0			

Non-Div. I Games:

Western Mich.

Average RPI Win:		171	WON-LOST RECORD		WINNING PCT. RANK	LAST 10 GAMES		STRENGTH OF SCHEDULE		OPP. STRENGTH OF SCHEDULE	TEAM RPI	ADJ RPI	CONF. RPI	ADJ CONF. RPI			
DIV. I ONLY			19-13-0		.59375	87		1-0-0		116	97	89	.53389	89	17	17	
DIV. I NON-CONF.			14-11-0		.56	100		1-0-0		172	80	116	.51132	117	18	17	
TOTALS		RPI 1-25		RPI 26-50		W-L RECORDS		RPI 51-100		RPI 101-150		RPI 150+					
19-13-0		0-2-0		1-5-0		OVERALL		2-5-0		4-0-0		12-1-0					
8-1-0		0-0-0		0-1-0		HOME		0-0-0		4-0-0		4-0-0					
2-5-0		0-1-0		0-0-0		AWAY		1-4-0		0-0-0		1-0-0					
9-7-0		0-1-0		1-4-0		NEUTRAL		1-1-0		0-0-0		7-1-0					
14-11-0		0-2-0		1-5-0		NON-CONFERENCE		1-3-0		1-0-0		11-1-0					
5-1-0		0-0-0		0-1-0		HOME		0-0-0		1-0-0		4-0-0					
0-3-0		0-1-0		0-0-		AWAY		0-2-0		0-0-0		0-0-0					
9-7-0		0-1-0		1-4-0		NEUTRAL		1-1-0		0-0-0		7-1-0					
5-2-0		0-0-0		0-0-0		CONFERENCE		1-2-0		3-0-0		1-0-0					
3-0-0		0-0-0		0-0-0		HOME		0-0-0		3-0-0		0-0-0					
2-2-0		0-0-0		0-0-0		AWAY		1-2-0		0-0-0		1-0-0					
0-0-0		0-0-0		0-0-0		NEUTRAL		0-0-0		0-0-0		0-0-0					
RPI	S	Opponent		Score		RPI	S	Opponent		Score		RPI	S	Opponent		Score	
17	A	Florida St.		0	1	33	N	Troy		8	9	60	A	Ga. Southern		9	4
23	N	North Carolina		0	10	33	N	Troy		0	6	60	A	Ga. Southern		0	2
						36	N	UCF		2	6	60	A	Ga. Southern		2	6
						39	N	Massachusetts		11	12	66	N	Illinois		0	4
						46	H	Purdue		0	6	67	A	Georgia St.		1	5
						48	N	Northwestern		6	2	79	A	Ole Miss		6	9
												79	N	Ole Miss		5	3
</																	

Non-Div. I Games:

Chattanooga

Average RPI Win:	190	WON-LOST RECORD	WINNING PCT. RANK	LAST 10 GAMES	STRENGTH OF SCHEDULE	OPP. STRENGTH OF SCHEDULE	TEAM RPI	ADJ RPI	CONF. RPI	ADJ CONF. RPI			
DIV. I ONLY	18-11-0	.62069	75	6-4-0	98	231	90	.53373	90	13	13		
DIV. I NON-CONF.	15-10-0	.6	81	3-3-0	79	239	86	.53432	86	13	13		
<hr/>													
TOTALS	RPI 1-25	RPI 26-50		W-L RECORDS		RPI 51-100		RPI 101-150		RPI 150+			
18-11-0	0-2-0	0-0-0		OVERALL		3-3-0		2-4-0		13-2-0			
0-0-0	0-0-0	0-0-0		HOME		0-0-0		0-0-0		0-0-0			
6-6-0	0-2-0	0-0-0		AWAY		1-2-0		1-2-0		4-0-0			
12-5-0	0-0-0	0-0-0		NEUTRAL		2-1-0		1-2-0		9-2-0			
<hr/>													
15-10-0	0-2-0	0-0-0		NON-CONFERENCE		3-3-0		1-3-0		11-2-0			
0-0-0	0-0-0	0-0-0		HOME		0-0-0		0-0-0		0-0-0			
3-5-0	0-2-0	0-0-		AWAY		1-2-0		0-1-0		2-0-0			
12-5-0	0-0-0	0-0-0		NEUTRAL		2-1-0		1-2-0		9-2-0			
<hr/>													
3-1-0	0-0-0	0-0-0		CONFERENCE		0-0-0		1-1-0		2-0-0			
0-0-0	0-0-0	0-0-0		HOME		0-0-0		0-0-0		0-0-0			
3-1-0	0-0-0	0-0-0		AWAY		0-0-0		1-1-0		2-0-0			
0-0-0	0-0-0	0-0-0		NEUTRAL		0-0-0		0-0-0		0-0-0			
<hr/>													
RPI S	Opponent	Score		RPI S	Opponent	Score		RPI S	Opponent	Score			
22 A	Michigan	2	12			82 A	Western Ky.	1	5	109 N	Fla. Gulf Coast	1	6
24 A	Auburn	2	10			86 A	IPFW	3	0	121 N	Quinnipiac	4	7
						86 A	IPFW	1	3	131 A	Winthrop	8	9
						93 N	Albany (NY)	1	0	134 A	Ohio	1	3
						93 N	Albany (NY)	3	2	134 A	Ohio	4	2
						93 N	Albany (NY)	0	2	145 N	Murray St.	6	4
										165 N	St. John's (NY)	2	3
										182 N	Campbell	4	0
										194 N	Gardner-Webb	8	0
										197 N	Saint Francis (PA)	4	2
										197 N	Saint Francis (PA)	1	0
										199 N	Wright St.	13	1
										203 N	Bethune-Cookman	8	6
										209 N	Cornell	7	0
										222 N	Indiana St.	3	4
										223 A	Akron	4	0
										223 A	Akron	7	6
										242 N	Morehead St.	6	3
										265 N	Alabama St.	6	0
										271 A	George Mason	1	0
										271 A	George Mason	5	1
<hr/>													
LAST 10 GAMES													
223 A	Akron	7	6	86 A	IPFW	1	3						
223 A	Akron	4	0	86 A	IPFW	3	0						
134 A	Ohio	1	3	271 A	George Mason	1	0						
134 A	Ohio	4	2	93 N	Albany (NY)	1	0						
22 A	Michigan	2	12	93 N	Albany (NY)	0	2						

Non-Div. I Games:

Bowling Green

UNLV				Through Games Of Through April 1, 2012											
Average RPI Win:		130	WON-LOST	WINNING	LAST 10	STRENGTH OF	OPP. STRENGTH	TEAM	ADJ	CONF.	ADJ CONF.				
Average RPI Loss:		83	RECORD	PCT. RANK	GAMES	SCHEDULE	OF SCHEDULE	RPI	RPI	RPI	RPI				
DIV. I ONLY			17-16-0	.51515	127	6-4-0	75	90	94	.53343	91	6	6		
DIV. I NON-CONF.			17-16-0	.51515	130	6-4-0	66	86	88	.53343	87	6	6		
TOTALS		RPI 1-25	RPI 26-50		W-L RECORDS		RPI 51-100		RPI 101-150		RPI 150+				
17-16-0		0-4-0	2-0-0		OVERALL		4-6-0		4-3-0		7-3-0				
6-8-0		0-3-0	0-0-0		HOME		2-2-0		0-0-0		4-3-0				
1-3-0		0-0-0	0-0-0		AWAY		0-0-0		1-3-0		0-0-0				
10-5-0		0-1-0	2-0-0		NEUTRAL		2-4-0		3-0-0		3-0-0				
17-16-0		0-4-0	2-0-0		NON-CONFERENCE		4-6-0		4-3-0		7-3-0				
6-8-0		0-3-0	0-0-0		HOME		2-2-0		0-0-0		4-3-0				
1-3-0		0-0-0	0-0-		AWAY		0-0-0		1-3-0		0-0-0				
10-5-0		0-1-0	2-0-0		NEUTRAL		2-4-0		3-0-0		3-0-0				
0-0-0		0-0-0	0-0-0		CONFERENCE		0-0-0		0-0-0		0-0-0				
0-0-0		0-0-0	0-0-0		HOME		0-0-0		0-0-0		0-0-0				
0-0-0		0-0-0	0-0-0		AWAY		0-0-0		0-0-0		0-0-0				
0-0-0		0-0-0	0-0-0		NEUTRAL		0-0-0		0-0-0		0-0-0				
RPI	S	Opponent	Score	RPI	S	Opponent	Score	RPI	S	Opponent	Score	RPI	S	Opponent	Score
8	H	Oklahoma	0 5	43	N	Notre Dame	3 2	54	N	Pittsburgh	2 3	101	A	UC Santa Barbara	0 1
11	H	Hawaii	2 12	46	N	Purdue	6 2	57	H	Minnesota	2 1	108	N	Harvard	7 2
15	H	DePaul	3 8					58	N	Lipscomb	1 2	138	N	San Diego	2 1
23	N	North Carolina	0 5					58	N	Lipscomb	5 3	138	N	San Diego	7 3
								63	N	Houston	7 11	139	A	Cal Poly	4 1
								64	H	Ohio St.	3 4	142	A	Southern Utah	1 9
								66	H	Illinois	2 3	142	A	Southern Utah	2 3
								74	H	New Mexico St.	6 1	156	N	Cal St. Fullerton	3 0
								94	N	Ball St.	3 0	157	H	Fla. Atlantic	5 9
								94	N	Ball St.	1 5	163	H	Weber St.	5 11
												167	H	Seton Hall	0 5
												167	H	Seton Hall	6 4
												175	N	Nevada	1 0
												183	N	Eastern Ky.	6 1
												188	H	Memphis	1 0
												201	H	CSU Bakersfield	6 2
												245	H	Idaho St.	7 1
				LAST 10 GAMES											
142	A	Southern Utah	1 9	58	N	Lipscomb	1 2	142	A	Southern Utah	2 3	94	N	Ball St.	1 5
139	A	Cal Poly	4 1	108	N	Harvard	7 2	46	N	Purdue	6 2				
58	N	Lipscomb	5 3	43	N	Notre Dame	3 2								
94	N	Ball St.	3 0												

Non-Div. I Games:

UNLV

Average RPI Win:		161	WON-LOST RECORD		WINNING PCT. RANK		LAST 10 GAMES		STRENGTH OF SCHEDULE		OPP. STRENGTH OF SCHEDULE		TEAM RPI		ADJ RPI		CONF. RPI		ADJ CONF. RPI				
DIV. I ONLY			19-18-0		.51351 128		5-5-0		82		73		96		.53177 92		9		9				
DIV. I NON-CONF.			16-16-0		.5 131		2-3-0		134		70		122		.5095 120		9		9				
TOTALS		RPI 1-25		RPI 26-50		W-L RECORDS		RPI 51-100		RPI 101-150		RPI 150+											
19-18-0		1-7-0		1-1-0		OVERALL		1-3-0		6-6-0		10-1-0											
11-4-0		0-0-0		0-0-0		HOME		0-1-0		3-2-0		8-1-0											
1-7-0		1-3-0		0-1-0		AWAY		0-0-0		0-3-0		0-0-0											
7-7-0		0-4-0		1-0-0		NEUTRAL		1-2-0		3-1-0		2-0-0											
16-16-0		0-5-0		1-1-0		NON-CONFERENCE		1-3-0		6-6-0		8-1-0											
9-4-0		0-0-0		0-0-0		HOME		0-1-0		3-2-0		6-1-0											
0-5-0		0-1-0		0-0-		AWAY		0-0-0		0-3-0		0-0-0											
7-7-0		0-4-0		1-0-0		NEUTRAL		1-2-0		3-1-0		2-0-0											
3-2-0		1-2-0		0-0-0		CONFERENCE		0-0-0		0-0-0		2-0-0											
2-0-0		0-0-0		0-0-0		HOME		0-0-0		0-0-0		2-0-0											
1-2-0		1-2-0		0-0-0		AWAY		0-0-0		0-0-0		0-0-0											
0-0-0		0-0-0		0-0-0		NEUTRAL		0-0-0		0-0-0		0-0-0											
RPI	S	Opponent		Score		RPI	S	Opponent		Score		RPI	S	Opponent		Score							
1	N	California		0	7	27	A	Stanford		2	7	61	N	Utah		1	3	101	A	UC Santa Barbara		1	4
5	A	Arizona St.		0	4	37	N	Oklahoma St.		1	0	64	N	Ohio St.		3	6	101	A	UC Santa Barbara		2	7
7	N	Oregon		0	9							73	H	Pacific		0	6	101	H	UC Santa Barbara		3	1
10	N	Washington		4	9							83	N	Wisconsin		9	0	137	A	Sacramento St.		2	8
11	A	Hawaii		4	2													137	H	Sacramento St.		5	4
11	A	Hawaii		1	4													139	N	Cal Poly		15	3
11	A	Hawaii		0	8													139	N	Cal Poly		8	4
13	N	Texas A&M		1	2													141	N	Colorado St.		1	3
																		142	H	Southern Utah		4	5
																		142	H	Southern Utah		2	7
																		142	H	Southern Utah		6	4
																		149	N	UC Riverside		9	1
																		185	H	St. Mary's (CA)		6	5
																		191	H	Louisiana Tech		7	0
																		191	H	Louisiana Tech		4	2
																		201	H	CSU Bakersfield		6	3
																		201	H	CSU Bakersfield		9	1
																		201	H	CSU Bakersfield		4	3
																		201	H	CSU Bakersfield		1	4
																		207	N	James Madison		9	1
																		245	N	Idaho St.		10	4
																		254	H	Santa Clara		2	1
																		254	H	Santa Clara		9	5
						LAST 10 GAMES																	
						191	H	Louisiana Tech		4	2	101	A	UC Santa Barbara		1	4	254	H				
						191	H	Louisiana Tech		7	0	101	A	UC Santa Barbara		2	7						
						11	A	Hawaii		4	2	83	N	Wisconsin		9	0						
						11	A	Hawaii		0	8	37	N	Oklahoma St.		1	0						
						11	A	Hawaii		1	4	27	A	Stanford		2	7						

Non-Div. I Games:

San Jose St.

Average RPI Win:	193	WON-LOST RECORD	WINNING PCT. RANK	LAST 10 GAMES	STRENGTH OF SCHEDULE	OPP. STRENGTH OF SCHEDULE	TEAM RPI	ADJ RPI	CONF. RPI	ADJ CONF. RPI	
Average RPI Loss:	116										
DIV. I ONLY	18-7-0	.72	32	8-2-0	188	198	92	.53173	93	16	16
DIV. I NON-CONF.	13-6-0	.68421	51	3-1-0	166	167	81	.53823	82	17	18
<hr/>											
TOTALS	RPI 1-25	RPI 26-50		W-L RECORDS	RPI 51-100		RPI 101-150		RPI 150+		
18-7-0	0-0-0	1-0-0		OVERALL	1-5-0		4-0-0		12-2-0		
5-0-0	0-0-0	0-0-0		HOME	0-0-0		0-0-0		5-0-0		
7-2-0	0-0-0	0-0-0		AWAY	0-1-0		3-0-0		4-1-0		
6-5-0	0-0-0	1-0-0		NEUTRAL	1-4-0		1-0-0		3-1-0		
<hr/>											
13-6-0	0-0-0	1-0-0		NON-CONFERENCE	1-5-0		4-0-0		7-1-0		
2-0-0	0-0-0	0-0-0		HOME	0-0-0		0-0-0		2-0-0		
5-1-0	0-0-0	0-0-		AWAY	0-1-0		3-0-0		2-0-0		
6-5-0	0-0-0	1-0-0		NEUTRAL	1-4-0		1-0-0		3-1-0		
<hr/>											
5-1-0	0-0-0	0-0-0		CONFERENCE	0-0-0		0-0-0		5-1-0		
3-0-0	0-0-0	0-0-0		HOME	0-0-0		0-0-0		3-0-0		
2-1-0	0-0-0	0-0-0		AWAY	0-0-0		0-0-0		2-1-0		
0-0-0	0-0-0	0-0-0		NEUTRAL	0-0-0		0-0-0		0-0-0		
<hr/>											
RPI S	Opponent	Score	RPI S	Opponent	Score	RPI S	Opponent	Score	RPI S	Opponent	Score
			47 N	Radford	9 2	60 A	Ga. Southern	0 6	129 A	Delaware St.	18 2
						72 N	North Florida	2 3	129 A	Delaware St.	5 0
						72 N	North Florida	5 13	131 A	Winthrop	5 4
						90 N	Bowling Green	2 3	144 N	Jacksonville St.	6 5
						90 N	Bowling Green	2 0	182 N	Campbell	2 1
						90 N	Bowling Green	0 1	194 N	Gardner-Webb	1 2
									209 N	Cornell	1 0
									219 H	Maine	4 3
									219 H	Maine	8 0
									219 H	Maine	5 0
									236 H	Siena	7 5
									236 H	Siena	10 2
									237 A	UMBC	6 1
									237 A	UMBC	5 4
									237 A	UMBC	3 4
									269 N	UNC Wilmington	4 3
									271 A	George Mason	3 1
									271 A	George Mason	11 7
<hr/>											
			LAST 10 GAMES								
			219 H	Maine	8 0	237 A	UMBC	3 4			
			219 H	Maine	4 3	237 A	UMBC	5 4			
			219 H	Maine	5 0	237 A	UMBC	6 1			
			236 H	Siena	10 2	209 N	Cornell	1 0			
			236 H	Siena	7 5	90 N	Bowling Green	0 1			

Non-Div. I Games:

Albany (NY)

Average RPI Win: 163		WON-LOST RECORD		WINNING PCT. RANK		LAST 10 GAMES		STRENGTH OF SCHEDULE		OPP. STRENGTH OF SCHEDULE		TEAM RPI		ADJ RPI		CONF. RPI		ADJ CONF. RPI	
DIV. I ONLY		20-10-0		.66667 53		7-3-0		170		102		93		.53097 94		13		13	
DIV. I NON-CONF.		19-9-0		.67857 53		6-2-0		177		111		82		.53643 83		13		13	
TOTALS		RPI 1-25		RPI 26-50		W-L RECORDS		RPI 51-100		RPI 101-150		RPI 150+							
20-10-0		0-1-0		0-3-0		OVERALL		4-2-0		4-0-0		12-4-0							
0-0-0		0-0-0		0-0-0		HOME		0-0-0		0-0-0		0-0-0							
6-2-0		0-0-0		0-1-0		AWAY		2-0-0		3-0-0		1-1-0							
14-8-0		0-1-0		0-2-0		NEUTRAL		2-2-0		1-0-0		11-3-0							
19-9-0		0-1-0		0-3-0		NON-CONFERENCE		4-2-0		4-0-0		11-3-0							
0-0-0		0-0-0		0-0-0		HOME		0-0-0		0-0-0		0-0-0							
5-1-0		0-0-0		0-0-		AWAY		2-0-0		3-0-0		0-0-0							
14-8-0		0-1-0		0-2-0		NEUTRAL		2-2-0		1-0-0		11-3-0							
1-1-0		0-0-0		0-0-0		CONFERENCE		0-0-0		0-0-0		1-1-0							
0-0-0		0-0-0		0-0-0		HOME		0-0-0		0-0-0		0-0-0							
1-1-0		0-0-0		0-0-0		AWAY		0-0-0		0-0-0		1-1-0							
0-0-0		0-0-0		0-0-0		NEUTRAL		0-0-0		0-0-0		0-0-0							
RPI	S	Opponent		Score		RPI	S	Opponent		Score		RPI	S	Opponent		Score			
18	N	Missouri		2	3	33	A	Troy		4	7	58	N	Lipscomb		1	3		
						33	N	Troy		4	9	58	N	Lipscomb		2	0		
						44	N	South Ala.		0	3	72	A	North Florida		10	2		
												72	A	North Florida		9	3		
												91	N	UNLV		0	3		
												91	N	UNLV		5	1		
														120 N Temple		8	0		
														136 A Stetson		4	1		
														139 A Cal Poly		9	4		
														139 A Cal Poly		3	2		
														152 A Northern Ill.		5	12		
														152 A Northern Ill.		11	10		
														165 N St. John's (NY)		7	8		
														169 N Northern Colo.		9	1		
														169 N Northern Colo.		9	5		
														172 N Tennessee Tech		1	2		
														188 N LIU Brooklyn		8	1		
														200 N Dayton		6	3		
														200 N Dayton		6	0		
														204 N East Tenn. St.		7	2		
														206 N Loyola Chicago		4	5		
														206 N Loyola Chicago		9	2		
														228 N Belmont		14	3		
														231 N Nicholls St.		3	1		
														235 N Niagara		14	0		
														250 N Cleveland St.		3	0		
LAST 10 GAMES				LAST 10 GAMES				LAST 10 GAMES				LAST 10 GAMES							
				152	A	Northern Ill.		11	10	139	A	Cal Poly		3	2				
				152	A	Northern Ill.		5	12	91	N	UNLV		5	1				
				58	N	Lipscomb		1	3	235	N	Niagara		14	0				
				139	A	Cal Poly		9	4	206	N	Loyola Chicago		9	2				
				91	N	UNLV		0	3	200	N	Dayton		6	0				

Non-Div. I Games:

Ball St.

Mercer				Through Games Of Through April 1, 2012											
Average RPI Win: 180		WON-LOST	WINNING	LAST 10	STRENGTH OF		OPP. STRENGTH	TEAM	ADJ		CONF.	ADJ CONF.			
Average RPI Loss: 102		RECORD	PCT. RANK	GAMES	SCHEDULE		OF SCHEDULE	RPI	RPI		RPI	RPI			
DIV. I ONLY		22-14-0	.61111	82	9-1-0		104	186	91	.52906	96	11	11		
DIV. I NON-CONF.		19-12-0	.6129	77	6-0-0		126	188	91	.52487	96	11	11		
TOTALS		RPI 1-25		RPI 26-50		W-L RECORDS		RPI 51-100		RPI 101-150		RPI 150+			
22-14-0		0-2-0		0-0-0		OVERALL		4-7-0		1-2-0		17-3-0			
4-2-0		0-0-0		0-0-0		HOME		1-1-0		0-0-0		3-1-0			
10-5-0		0-2-0		0-0-0		AWAY		2-2-0		0-0-0		8-1-0			
8-7-0		0-0-0		0-0-0		NEUTRAL		1-4-0		1-2-0		6-1-0			
19-12-0		0-2-0		0-0-0		NON-CONFERENCE		3-6-0		1-1-0		15-3-0			
4-2-0		0-0-0		0-0-0		HOME		1-1-0		0-0-0		3-1-0			
7-4-0		0-2-0		0-0-		AWAY		1-1-0		0-0-0		6-1-0			
8-6-0		0-0-0		0-0-0		NEUTRAL		1-4-0		1-1-0		6-1-0			
3-2-0		0-0-0		0-0-0		CONFERENCE		1-1-0		0-1-0		2-0-0			
0-0-0		0-0-0		0-0-0		HOME		0-0-0		0-0-0		0-0-0			
3-1-0		0-0-0		0-0-0		AWAY		1-1-0		0-0-0		2-0-0			
0-1-0		0-0-0		0-0-0		NEUTRAL		0-0-0		0-1-0		0-0-0			
RPI S	Opponent	Score		RPI S	Opponent	Score		RPI S	Opponent	Score		RPI S	Opponent	Score	
14 A	Georgia	0	2					55 N	Southern Ill.	4	10	104 N	Kennesaw St.	1	6
17 A	Florida St.	0	3					57 N	Minnesota	1	3	105 N	Coastal Caro.	3	9
								60 H	Ga. Southern	2	5	134 N	Ohio	9	6
								60 H	Ga. Southern	3	2	164 N	St. Bonaventure	8	0
								65 N	North Dakota St.	2	7	176 N	Western Caro.	12	4
								67 A	Georgia St.	3	2	176 N	Western Caro.	13	2
								67 A	Georgia St.	1	2	178 N	Mississippi Val.	8	0
								77 N	Miami (OH)	4	11	186 N	Eastern Ill.	2	0
								78 N	Rutgers	14	6	186 N	Eastern Ill.	9	6
								84 A	S.C. Upstate	7	8	193 A	Florida A&M	10	1
								84 A	S.C. Upstate	4	1	193 A	Florida A&M	4	3
												204 A	East Tenn. St.	3	2
												204 A	East Tenn. St.	4	3
												211 A	Samford	7	4
												211 A	Samford	6	2
												216 N	Austin Peay	9	11
												220 A	Tennessee St.	6	5
												244 H	Presbyterian	12	0
												244 H	Presbyterian	0	9
												257 A	Savannah St.	9	3
												257 A	Savannah St.	2	3
												265 H	Alabama St.	6	2
												265 H	Alabama St.	3	2
LAST 10 GAMES				LAST 10 GAMES				LAST 10 GAMES				LAST 10 GAMES			
				204 A	East Tenn. St.	3	2	193 A	Florida A&M	4	3	265 H	Alabama St.	6	2
				204 A	East Tenn. St.	4	3	265 H	Alabama St.	3	2	220 A	Tennessee St.	6	5
				84 A	S.C. Upstate	4	1	220 A	Tennessee St.	6	5	178 N	Mississippi Val.	8	0
				84 A	S.C. Upstate	7	8								
				193 A	Florida A&M	10	1								

Non-Div. I Games:

Mercer

Average RPI Win: 157		WON-LOST	WINNING	LAST 10	STRENGTH OF		OPP. STRENGTH	TEAM	ADJ	CONF.	ADJ CONF.
Average RPI Loss: 50		RECORD	PCT. RANK	GAMES	SCHEDULE		OF SCHEDULE	RPI	RPI	RPI	RPI
DIV. I ONLY		15-17-1	.4697	151	55		66	97	.52784	97	7
DIV. I NON-CONF.		9-12-0	.42857	170	115		92	142	.4939	139	7
TOTALS		RPI 1-25	RPI 26-50		W-L RECORDS		RPI 51-100		RPI 101-150		RPI 150+
15-17-1	0-4-0	0-8-0		OVERALL		3-3-1		4-1-0		8-1-0	
8-1-1	0-1-0	0-0-0		HOME		2-0-1		4-0-0		2-0-0	
1-11-0	0-3-0	0-5-0		AWAY		1-3-0		0-0-0		0-0-0	
6-5-0	0-0-0	0-3-0		NEUTRAL		0-0-0		0-1-0		6-1-0	
9-12-0	0-1-0	0-8-0		NON-CONFERENCE		0-1-0		1-1-0		8-1-0	
3-1-0	0-1-0	0-0-0		HOME		0-0-0		1-0-0		2-0-0	
0-6-0	0-0-0	0-0-		AWAY		0-1-0		0-0-0		0-0-0	
6-5-0	0-0-0	0-3-0		NEUTRAL		0-0-0		0-1-0		6-1-0	
6-5-1	0-3-0	0-0-0		CONFERENCE		3-2-1		3-0-0		0-0-0	
5-0-1	0-0-0	0-0-0		HOME		2-0-1		3-0-0		0-0-0	
1-5-0	0-3-0	0-0-0		AWAY		1-2-0		0-0-0		0-0-0	
0-0-0	0-0-0	0-0-0		NEUTRAL		0-0-0		0-0-0		0-0-0	
RPI S	Opponent	Score	RPI S	Opponent	Score	RPI S	Opponent	Score	RPI S	Opponent	Score
6 A	La.-Lafayette	6 7	28 A	Tulsa	2 7	63 A	Houston	2 10	112 N	A&M-Corpus Christi	5 7
6 A	La.-Lafayette	4 11	28 A	Tulsa	1 6	68 A	FIU	1 5	125 H	Missouri St.	5 0
6 A	La.-Lafayette	4 5	29 N	Texas Tech	0 10	68 A	FIU	9 4	128 H	Middle Tenn.	7 3
8 H	Oklahoma	1 4	37 N	Oklahoma St.	0 2	68 A	FIU	5 6	128 H	Middle Tenn.	8 4
			42 A	Baylor	1 2	82 H	Western Ky.	9 8	128 H	Middle Tenn.	10 2
			42 A	Baylor	1 2	82 H	Western Ky.	4 3	152 H	Northern Ill.	8 3
			42 A	Baylor	2 3	82 H	Western Ky.	6 6	161 N	Sam Houston St.	9 1
			45 N	Texas St.	0 1				194 H	Wichita St.	12 9
									206 N	Loyola Chicago	12 9
									212 N	Stephen F. Austin	3 1
									216 N	Austin Peay	13 2
									216 N	Austin Peay	4 3
									221 N	Dartmouth	6 7
									262 N	Hartford	4 3
LAST 10 GAMES											
			82 H	Western Ky.	6 6	68 A	FIU	9 4			
			82 H	Western Ky.	4 3	221 N	Dartmouth	6 7			
			82 H	Western Ky.	9 8	262 N	Hartford	4 3			
			68 A	FIU	5 6	128 H	Middle Tenn.	7 3			
			68 A	FIU	1 5	128 H	Middle Tenn.	8 4			

Non-Div. I Games:

North Texas

Average RPI Win:		93	WON-LOST RECORD		WINNING PCT. RANK	LAST 10 GAMES	STRENGTH OF SCHEDULE		OPP. STRENGTH OF SCHEDULE	TEAM RPI	ADJ RPI	CONF. RPI	ADJ CONF. RPI
Average RPI Loss:		57	7-21-0		.25 258	0-10-0	3		48	106	.52715 98	5	5
DIV. I ONLY			7-14-0		.33333 213	0-4-0	3		59	84	.54233 80	5	5
DIV. I NON-CONF.													
TOTALS		RPI 1-25	RPI 26-50		W-L RECORDS		RPI 51-100		RPI 101-150		RPI 150+		
7-21-0		2-9-0	1-6-0		OVERALL		1-3-0		1-1-0		2-2-0		
0-0-0		0-0-0	0-0-0		HOME		0-0-0		0-0-0		0-0-0		
1-9-0		1-6-0	0-3-0		AWAY		0-0-0		0-0-0		0-0-0		
6-12-0		1-3-0	1-3-0		NEUTRAL		1-3-0		1-1-0		2-2-0		
7-14-0		2-5-0	1-3-0		NON-CONFERENCE		1-3-0		1-1-0		2-2-0		
0-0-0		0-0-0	0-0-0		HOME		0-0-0		0-0-0		0-0-0		
1-3-0		1-3-0	0-0-		AWAY		0-0-0		0-0-0		0-0-0		
6-11-0		1-2-0	1-3-0		NEUTRAL		1-3-0		1-1-0		2-2-0		
0-7-0		0-4-0	0-3-0		CONFERENCE		0-0-0		0-0-0		0-0-0		
0-0-0		0-0-0	0-0-0		HOME		0-0-0		0-0-0		0-0-0		
0-6-0		0-3-0	0-3-0		AWAY		0-0-0		0-0-0		0-0-0		
0-1-0		0-1-0	0-0-0		NEUTRAL		0-0-0		0-0-0		0-0-0		
RPI S	Opponent	Score	RPI S	Opponent	Score	RPI S	Opponent	Score	RPI S	Opponent	Score		
6 N	La.-Lafayette	1 5	35 N	Virginia Tech	8 7	58 N	Lipscomb	4 3	117 N	North Carolina St.	5 3		
8 N	Oklahoma	1 6	38 N	Illinois St.	0 1	77 N	Miami (OH)	2 5	133 N	Central Conn. St.	3 4		
16 A	South Fla.	0 7	43 N	Notre Dame	3 6	78 N	Rutgers	0 9	188 N	LIU Brooklyn	8 2		
20 A	LSU	0 1	46 A	Purdue	0 5	84 N	S.C. Upstate	0 2	191 N	Louisiana Tech	2 4		
20 A	LSU	5 3	46 A	Purdue	1 2				207 N	James Madison	5 4		
22 A	Michigan	0 6	46 A	Purdue	0 7				207 N	James Madison	8 10		
22 A	Michigan	4 12	50 N	Virginia	1 13								
22 A	Michigan	2 11											
22 N	Michigan	1 12											
23 A	North Carolina	3 11											
24 N	Auburn	2 1											
LAST 10 GAMES													
46 A	Purdue	0 5	22 A	Michigan	4 12								
46 A	Purdue	0 7	8 N	Oklahoma	1 6								
46 A	Purdue	1 2	6 N	La.-Lafayette	1 5								
22 A	Michigan	0 6	78 N	Rutgers	0 9								
22 A	Michigan	2 11	84 N	S.C. Upstate	0 2								

Non-Div. I Games:

Penn St.

UNI				Through Games Of Through April 1, 2012											
Average RPI Win:	184	WON-LOST RECORD	WINNING PCT. RANK	LAST 10 GAMES	STRENGTH OF SCHEDULE	OPP. STRENGTH OF SCHEDULE	TEAM RPI	ADJ RPI	CONF. RPI	ADJ CONF. RPI					
DIV. I ONLY		24-9-0	.72727	27	10-0-0	229	175	101	.52619	99	14	14			
DIV. I NON-CONF.		14-9-0	.6087	80	1-0-0	173	169	109	.51676	107	14	14			
<hr/>															
TOTALS		RPI 1-25		RPI 26-50		W-L RECORDS		RPI 51-100		RPI 101-150		RPI 150+			
24-9-0		0-0-0		1-0-0		OVERALL		1-3-0		5-2-0		17-4-0			
3-0-0		0-0-0		0-0-0		HOME		0-0-0		0-0-0		3-0-0			
11-3-0		0-0-0		0-0-0		AWAY		0-2-0		3-1-0		8-0-0			
10-6-0		0-0-0		1-0-0		NEUTRAL		1-1-0		2-1-0		6-4-0			
14-9-0		0-0-0		1-0-0		NON-CONFERENCE		1-3-0		4-2-0		8-4-0			
0-0-0		0-0-0		0-0-0		HOME		0-0-0		0-0-0		0-0-0			
5-3-0		0-0-0		0-0-		AWAY		0-2-0		3-1-0		2-0-0			
9-6-0		0-0-0		1-0-0		NEUTRAL		1-1-0		1-1-0		6-4-0			
10-0-0		0-0-0		0-0-0		CONFERENCE		0-0-0		1-0-0		9-0-0			
3-0-0		0-0-0		0-0-0		HOME		0-0-0		0-0-0		3-0-0			
6-0-0		0-0-0		0-0-0		AWAY		0-0-0		0-0-0		6-0-0			
1-0-0		0-0-0		0-0-0		NEUTRAL		0-0-0		1-0-0		0-0-0			
RPI	S	Opponent	Score	RPI	S	Opponent	Score	RPI	S	Opponent	Score	RPI	S	Opponent	Score
				40	N	Boston U.	1 0	72	A	North Florida	2 3	113	N	Valparaiso	6 0
								72	A	North Florida	4 5	119	A	Iowa St.	8 0
								77	N	Miami (OH)	0 2	125	N	Missouri St.	5 3
								78	N	Rutgers	4 0	133	N	Central Conn. St.	1 2
												136	A	Stetson	8 0
												141	A	Colorado St.	13 16
												141	A	Colorado St.	8 2
												160	N	Western Ill.	5 0
												160	N	Western Ill.	1 4
												163	N	Weber St.	8 0
												163	N	Weber St.	10 12
												179	N	North Dakota	4 8
												185	N	St. Mary's (CA)	8 2
												188	A	Memphis	3 2
												188	N	LIU Brooklyn	1 5
												194	A	Wichita St.	4 2
												194	A	Wichita St.	8 6
												194	A	Wichita St.	6 5
												222	A	Indiana St.	7 0
												222	A	Indiana St.	7 5
												222	A	Indiana St.	11 1
												225	A	Southeast Mo. St.	2 1
				133	N	Central Conn. St.	1 2	222	A	Indiana St.	7 5	238	N	Neb. Omaha	3 2
				194	A	Wichita St.	4 2	222	A	Indiana St.	7 0	241	N	Green Bay	9 1
				194	A	Wichita St.	8 6	222	A	Indiana St.	11 1	253	H	Evansville	1 0
				194	A	Wichita St.	6 5	253	H	Evansville	1 0	253	H	Evansville	8 0
				119	A	Iowa St.	8 0	253	H	Evansville	8 0	253	H	Evansville	8 1
LAST 10 GAMES															

Non-Div. I Games:

UNI

RPI	S	Opponent	Score	
263	N	Canisius	8	0

UNI

U
N
I

U
N
I

Average RPI Win:		198	WON-LOST	WINNING	LAST 10	STRENGTH OF		OPP. STRENGTH	TEAM	ADJ	CONF.	ADJ CONF.
Average RPI Loss:		39	RECORD	PCT. RANK	GAMES	SCHEDULE		OF SCHEDULE	RPI	RPI	RPI	RPI
DIV. I ONLY		15-20-0		.42857	175	5-5-0		37	92	100	.52491	100
DIV. I NON-CONF.		12-14-0		.46154	157	2-0-0		38	78	89	.5292	93
TOTALS		RPI 1-25		RPI 26-50		W-L RECORDS		RPI 51-100		RPI 101-150		RPI 150+
15-20-0		0-6-0		0-9-0		OVERALL		1-3-0		2-2-0		12-0-0
8-3-0		0-1-0		0-1-0		HOME		1-0-0		0-1-0		7-0-0
3-10-0		0-4-0		0-6-0		AWAY		0-0-0		0-0-0		3-0-0
4-7-0		0-1-0		0-2-0		NEUTRAL		0-3-0		2-1-0		2-0-0
12-14-0		0-6-0		0-3-0		NON-CONFERENCE		1-3-0		2-2-0		9-0-0
5-3-0		0-1-0		0-1-0		HOME		1-0-0		0-1-0		4-0-0
3-4-0		0-4-0		0-0-		AWAY		0-0-0		0-0-0		3-0-0
4-7-0		0-1-0		0-2-0		NEUTRAL		0-3-0		2-1-0		2-0-0
3-6-0		0-0-0		0-6-0		CONFERENCE		0-0-0		0-0-0		3-0-0
3-0-0		0-0-0		0-0-0		HOME		0-0-0		0-0-0		3-0-0
0-6-0		0-0-0		0-6-0		AWAY		0-0-0		0-0-0		0-0-0
0-0-0		0-0-0		0-0-0		NEUTRAL		0-0-0		0-0-0		0-0-0
RPI S	Opponent	Score	RPI S	Opponent	Score	RPI S	Opponent	Score	RPI S	Opponent	Score	
1 N	California	3 11	27 N	Stanford	1 3	65 N	North Dakota St.	8 9	103 N	Indiana	4 5	
2 A	Alabama	2 4	28 A	Tulsa	4 13	70 H	Hofstra	4 3	106 N	Creighton	12 1	
2 A	Alabama	4 9	28 A	Tulsa	6 7	73 N	Pacific	3 6	110 H	Fordham	1 5	
5 A	Arizona St.	1 9	28 A	Tulsa	2 5	74 N	New Mexico St.	5 14	113 N	Valparaiso	5 3	
9 H	Louisville	0 5	36 A	UCF	3 4				156 A	Cal St. Fullerton	10 0	
23 A	North Carolina	2 4	36 A	UCF	0 2				173 N	SIU Edwardsville	6 5	
			36 A	UCF	2 8				173 N	SIU Edwardsville	3 1	
			48 N	Northwestern	2 4				198 H	UNC Greensboro	2 1	
			50 H	Virginia	1 3				226 H	Drexel	9 7	
									229 H	UTEP	11 10	
									229 H	UTEP	12 4	
									229 H	UTEP	5 1	
									263 H	Canisius	12 4	
									263 H	Canisius	6 2	
									269 A	UNC Wilmington	7 1	
									269 A	UNC Wilmington	10 2	
LAST 10 GAMES												
			36 A	UCF	3 4	229 H	UTEP	5 1				
			36 A	UCF	0 2	229 H	UTEP	12 4				
			36 A	UCF	2 8	229 H	UTEP	11 10				
			269 A	UNC Wilmington	7 1	28 A	Tulsa	6 7				
			269 A	UNC Wilmington	10 2	28 A	Tulsa	4 13				

Non-Div. I Games:

East Carolina

Average RPI Win:		129	WON-LOST RECORD		WINNING PCT. RANK		LAST 10 GAMES		STRENGTH OF SCHEDULE		OPP. STRENGTH OF SCHEDULE		TEAM RPI		ADJ RPI		CONF. RPI		ADJ CONF. RPI				
DIV. I ONLY			15-23-0		.39474 197		5-5-0		23		59		99		.52472 101		12		12				
DIV. I NON-CONF.			13-22-0		.37143 198		3-4-0		10		54		90		.52756 94		12		12				
TOTALS		RPI 1-25		RPI 26-50		W-L RECORDS		RPI 51-100		RPI 101-150		RPI 150+											
15-23-0		0-9-0		1-5-0		OVERALL		6-4-0		1-2-0		7-3-0											
9-5-0		0-1-0		0-1-0		HOME		5-1-0		0-1-0		4-1-0											
2-5-0		0-1-0		0-0-0		AWAY		0-2-0		1-1-0		1-1-0											
4-13-0		0-7-0		1-4-0		NEUTRAL		1-1-0		0-0-0		2-1-0											
13-22-0		0-9-0		1-5-0		NON-CONFERENCE		6-4-0		1-2-0		5-2-0											
7-4-0		0-1-0		0-1-0		HOME		5-1-0		0-1-0		2-0-0											
2-5-0		0-1-0		0-0-		AWAY		0-2-0		1-1-0		1-1-0											
4-13-0		0-7-0		1-4-0		NEUTRAL		1-1-0		0-0-0		2-1-0											
2-1-0		0-0-0		0-0-0		CONFERENCE		0-0-0		0-0-0		2-1-0											
2-1-0		0-0-0		0-0-0		HOME		0-0-0		0-0-0		2-1-0											
0-0-0		0-0-0		0-0-0		AWAY		0-0-0		0-0-0		0-0-0											
0-0-0		0-0-0		0-0-0		NEUTRAL		0-0-0		0-0-0		0-0-0											
RPI	S	Opponent		Score		RPI	S	Opponent		Score		RPI	S	Opponent		Score							
7	N	Oregon		2	10	27	N	Stanford		0	11	51	A	Fresno St.		1	2	137	A	Sacramento St.		1	2
10	N	Washington		0	9	37	H	Oklahoma St.		2	7	53	N	Boise St.		1	7	137	A	Sacramento St.		4	0
11	A	Hawaii		0	5	41	N	BYU		4	12	61	N	Utah		6	5	138	H	San Diego		1	5
12	N	Tennessee		0	7	43	N	Notre Dame		4	6	63	H	Houston		5	3	158	H	Long Beach St.		0	3
17	N	Florida St.		4	13	47	N	Radford		0	3	63	H	Houston		6	1	158	H	Long Beach St.		3	1
17	N	Florida St.		1	5	47	N	Radford		2	1	83	H	Wisconsin		0	4	158	H	Long Beach St.		5	4
21	H	UCLA		6	10							91	H	UNLV		1	0	171	N	Bradley		1	2
21	N	UCLA		0	8							92	A	San Jose St.		1	3	175	H	Nevada		3	2
25	N	Oregon St.		0	6							92	H	San Jose St.		7	2	175	H	Nevada		8	1
												92	H	San Jose St.		4	1	185	N	St. Mary's (CA)		7	5
																		185	N	St. Mary's (CA)		7	1
																		254	A	Santa Clara		3	1
																		254	A	Santa Clara		2	5
LAST 10 GAMES																							
158 H Long Beach St.						3 1						137 A Sacramento St.						4 0					
158 H Long Beach St.						0 3						21 H UCLA						6 10					
158 H Long Beach St.						5 4						92 H San Jose St.						4 1					
51 A Fresno St.						1 2						92 H San Jose St.						7 2					
137 A Sacramento St.						1 2						37 H Oklahoma St.						2 7					

Non-Div. I Games:

UC Santa Barbara

Average RPI Win:		146	WON-LOST RECORD		WINNING PCT. RANK		LAST 10 GAMES		STRENGTH OF SCHEDULE		OPP. STRENGTH OF SCHEDULE		TEAM RPI		ADJ RPI		CONF. RPI		ADJ CONF. RPI	
DIV. I ONLY			18-14-0		.5625 104		2-8-0		131		79		103		.5247 102		4		4	
DIV. I NON-CONF.			18-11-0		.62069 72		2-5-0		165		83		92		.53003 91		4		4	
TOTALS		RPI 1-25		RPI 26-50		W-L RECORDS		RPI 51-100		RPI 101-150		RPI 150+								
18-14-0		1-2-0		1-6-0		OVERALL		4-0-0		4-2-0		8-4-0								
7-3-0		0-0-0		0-3-0		HOME		0-0-0		2-0-0		5-0-0								
1-4-0		0-2-0		0-0-0		AWAY		0-0-0		0-2-0		1-0-0								
10-7-0		1-0-0		1-3-0		NEUTRAL		4-0-0		2-0-0		2-4-0								
18-11-0		1-2-0		1-3-0		NON-CONFERENCE		4-0-0		4-2-0		8-4-0								
7-0-0		0-0-0		0-0-0		HOME		0-0-0		2-0-0		5-0-0								
1-4-0		0-2-0		0-0-		AWAY		0-0-0		0-2-0		1-0-0								
10-7-0		1-0-0		1-3-0		NEUTRAL		4-0-0		2-0-0		2-4-0								
0-3-0		0-0-0		0-3-0		CONFERENCE		0-0-0		0-0-0		0-0-0								
0-3-0		0-0-0		0-3-0		HOME		0-0-0		0-0-0		0-0-0								
0-0-0		0-0-0		0-0-0		AWAY		0-0-0		0-0-0		0-0-0								
0-0-0		0-0-0		0-0-0		NEUTRAL		0-0-0		0-0-0		0-0-0								
RPI	S	Opponent		Score		RPI	S	Opponent		Score		RPI	S	Opponent		Score				
2	A	Alabama		1	19	35	H	Virginia Tech		5	7	52	N	Kentucky		2	1			
2	A	Alabama		1	9	35	H	Virginia Tech		1	5	55	N	Southern Ill.		12	8			
22	N	Michigan		7	3	35	H	Virginia Tech		0	5	66	N	Illinois		5	0			
						39	N	Massachusetts		6	16	83	N	Wisconsin		4	3			
						39	N	Massachusetts		1	4									
						40	N	Boston U.		0	1									
						49	N	UAB		4	2									
																</				

Non-Div. I Games:

Maryland

Average RPI Win:	161	WON-LOST	WINNING	LAST 10	STRENGTH OF	OPP. STRENGTH	TEAM	ADJ	CONF.	ADJ CONF.				
Average RPI Loss:	79	RECORD	PCT. RANK	GAMES	SCHEDULE	OF SCHEDULE	RPI	RPI	RPI	RPI				
DIV. I ONLY		17-17-0	.5	130	6-4-0	88	104	105	.52252	103	5	5		
DIV. I NON-CONF.		15-13-0	.53571	116	4-0-0	139	132	118	.5111	118	5	5		
<hr/>														
TOTALS	RPI 1-25	RPI 26-50		W-L RECORDS		RPI 51-100		RPI 101-150		RPI 150+				
17-17-0	1-6-0	0-2-0		OVERALL		3-4-0		3-0-0		10-5-0				
5-2-0	1-2-0	0-0-0		HOME		0-0-0		1-0-0		3-0-0				
1-6-0	0-3-0	0-0-0		AWAY		1-3-0		0-0-0		0-0-0				
11-9-0	0-1-0	0-2-0		NEUTRAL		2-1-0		2-0-0		7-5-0				
<hr/>														
15-13-0	0-4-0	0-2-0		NON-CONFERENCE		2-2-0		3-0-0		10-5-0				
4-0-0	0-0-0	0-0-0		HOME		0-0-0		1-0-0		3-0-0				
0-4-0	0-3-0	0-0-		AWAY		0-1-0		0-0-0		0-0-0				
11-9-0	0-1-0	0-2-0		NEUTRAL		2-1-0		2-0-0		7-5-0				
<hr/>														
2-4-0	1-2-0	0-0-0		CONFERENCE		1-2-0		0-0-0		0-0-0				
1-2-0	1-2-0	0-0-0		HOME		0-0-0		0-0-0		0-0-0				
1-2-0	0-0-0	0-0-0		AWAY		1-2-0		0-0-0		0-0-0				
0-0-0	0-0-0	0-0-0		NEUTRAL		0-0-0		0-0-0		0-0-0				
<hr/>														
RPI	S	Opponent	Score		RPI	S	Opponent	Score		RPI	S	Opponent	Score	
8	A	Oklahoma	1	4	27	N	Stanford	3	7	61	N	Utah	2	7
8	A	Oklahoma	1	12	41	N	BYU	7	8	64	A	Ohio St.	3	7
8	A	Oklahoma	0	14						64	A	Ohio St.	3	4
22	H	Michigan	2	7						64	A	Ohio St.	4	1
22	H	Michigan	7	2						68	N	FIU	7	5
22	H	Michigan	2	3						74	A	New Mexico St.	2	10
25	N	Oregon St.	3	4						100	N	East Carolina	5	4
<hr/>														
LAST 10 GAMES														
22 H Michigan					2	7	64 A Ohio St.					3	4	
22 H Michigan					7	2	215 H Ill.-Chicago					9	1	
22 H Michigan					2	3	199 H Wright St.					4	2	
64 A Ohio St.					3	7	118 H Central Mich.					5	3	
64 A Ohio St.					4	1	215 H Ill.-Chicago					4	3	

Non-Div. I Games:

Indiana

Average RPI Win: 154		WON-LOST	WINNING	LAST 10	STRENGTH OF		OPP. STRENGTH	TEAM	ADJ	CONF.	ADJ CONF.
Average RPI Loss: 99		RECORD	PCT. RANK	GAMES	SCHEDULE		OF SCHEDULE	RPI	RPI	RPI	RPI
DIV. I ONLY		19-17-0	.52778	119	4-6-0		80	156	102	.5222	104
DIV. I NON-CONF.		14-15-0	.48276	141	1-5-0		96	161	123	.50597	125
TOTALS		RPI 1-25	RPI 26-50		W-L RECORDS		RPI 51-100		RPI 101-150		RPI 150+
19-17-0		0-0-0	0-4-0		OVERALL		5-6-0		5-4-0		9-3-0
2-4-0		0-0-0	0-0-0		HOME		1-4-0		0-0-0		1-0-0
5-6-0		0-0-0	0-3-0		AWAY		1-1-0		2-2-0		2-0-0
12-7-0		0-0-0	0-1-0		NEUTRAL		3-1-0		3-2-0		6-3-0
14-15-0		0-0-0	0-4-0		NON-CONFERENCE		3-5-0		4-3-0		7-3-0
2-4-0		0-0-0	0-0-0		HOME		1-4-0		0-0-0		1-0-0
1-4-0		0-0-0	0-0-		AWAY		0-0-0		1-1-0		0-0-0
11-7-0		0-0-0	0-1-0		NEUTRAL		2-1-0		3-2-0		6-3-0
5-2-0		0-0-0	0-0-0		CONFERENCE		2-1-0		1-1-0		2-0-0
0-0-0		0-0-0	0-0-0		HOME		0-0-0		0-0-0		0-0-0
4-2-0		0-0-0	0-0-0		AWAY		1-1-0		1-1-0		2-0-0
1-0-0		0-0-0	0-0-0		NEUTRAL		1-0-0		0-0-0		0-0-0
RPI S	Opponent	Score	RPI S	Opponent	Score	RPI S	Opponent	Score	RPI S	Opponent	Score
			26 N	Syracuse	1 8	60 H	Ga. Southern	0 9	107 N	Marshall	4 3
			32 A	Georgia Tech	1 9	60 H	Ga. Southern	4 10	109 A	Fla. Gulf Coast	0 2
			49 A	UAB	0 4	60 H	Ga. Southern	1 5	109 A	Fla. Gulf Coast	3 1
			49 A	UAB	1 6	67 H	Georgia St.	1 3	110 A	Fordham	8 2
						67 H	Georgia St.	3 1	114 N	UT Martin	2 1
						77 N	Miami (OH)	2 0	122 N	Charleston So.	4 2
						77 N	Miami (OH)	7 4	124 A	Col. of Charleston	2 4
						82 N	Western Ky.	3 9	126 N	Saint Louis	3 4
						84 A	S.C. Upstate	7 2	146 N	Robert Morris	4 5
						84 A	S.C. Upstate	0 1	171 N	Bradley	10 1
						96 N	Mercer	6 1	177 N	Elon	0 5
									188 N	LIU Brooklyn	1 0
									198 N	UNC Greensboro	5 6
									204 A	East Tenn. St.	9 0
									204 A	East Tenn. St.	4 3
									211 H	Samford	10 2
									216 N	Austin Peay	9 0
									230 N	Toledo	4 7
									242 N	Morehead St.	2 1
									265 N	Alabama St.	11 0
									265 N	Alabama St.	6 1
			LAST 10 GAMES								
			84 A	S.C. Upstate	7 2	60 H	Ga. Southern	0 9			
			84 A	S.C. Upstate	0 1	60 H	Ga. Southern	4 10			
			204 A	East Tenn. St.	9 0	60 H	Ga. Southern	1 5			
			204 A	East Tenn. St.	4 3	211 H	Samford	10 2			
			32 A	Georgia Tech	1 9	67 H	Georgia St.	1 3			

Non-Div. I Games:

Kennesaw St.

Average RPI Win:	195	WON-LOST RECORD	WINNING PCT. RANK	LAST 10 GAMES	STRENGTH OF SCHEDULE	OPP. STRENGTH OF SCHEDULE	TEAM RPI	ADJ RPI	CONF. RPI	ADJ CONF. RPI									
DIV. I ONLY		29-11-0	.725	29	7-3-0	208	200	98	.52205	105	15	15							
DIV. I NON-CONF.		23-9-0	.71875	42	1-1-0	222	197	96	.5227	97	16	16							
<hr/>																			
TOTALS	RPI 1-25	RPI 26-50		W-L RECORDS		RPI 51-100		RPI 101-150		RPI 150+									
29-11-0	0-1-0	0-1-0		OVERALL		4-3-0		5-3-0		20-3-0									
20-5-0	0-0-0	0-0-0		HOME		2-2-0		4-1-0		14-2-0									
4-2-0	0-1-0	0-0-0		AWAY		0-0-0		1-1-0		3-0-0									
5-4-0	0-0-0	0-1-0		NEUTRAL		2-1-0		0-1-0		3-1-0									
<hr/>																			
23-9-0	0-1-0	0-1-0		NON-CONFERENCE		4-3-0		4-2-0		15-2-0									
17-3-0	0-0-0	0-0-0		HOME		2-2-0		3-0-0		12-1-0									
1-2-0	0-1-0	0-0-		AWAY		0-0-0		1-1-0		0-0-0									
5-4-0	0-0-0	0-1-0		NEUTRAL		2-1-0		0-1-0		3-1-0									
<hr/>																			
6-2-0	0-0-0	0-0-0		CONFERENCE		0-0-0		1-1-0		5-1-0									
3-2-0	0-0-0	0-0-0		HOME		0-0-0		1-1-0		2-1-0									
3-0-0	0-0-0	0-0-0		AWAY		0-0-0		0-0-0		3-0-0									
0-0-0	0-0-0	0-0-0		NEUTRAL		0-0-0		0-0-0		0-0-0									
<hr/>																			
RPI	S	Opponent	Score		RPI	S	Opponent	Score		RPI	S	Opponent	Score						
17	A	Florida St.	1	6	40	N	Boston U.	1	7	60	H	Ga. Southern	2	5					
					65	N	North Dakota St.	3	8	111	N	Kent St.	0	3					
					65	N	North Dakota St.	4	2	120	H	Temple	4	0					
					69	H	South Carolina	5	2	120	H	Temple	7	0					
					69	H	South Carolina	2	1	122	H	Charleston So.	1	0					
					86	H	IPFW	0	1	122	H	Charleston So.	0	1					
					96	N	Mercer	9	3	124	A	Col. of Charleston	0	5					
					124	A	Col. of Charleston	2	1	188	N	LIU Brooklyn	1	0					
					193	N	Florida A&M	3	0	194	H	Gardner-Webb	5	2					
					194	H	Gardner-Webb	4	5	194	H	Gardner-Webb	3	1					
					221	H	Dartmouth	4	2	223	H	Sacred Heart	2	0					
					223	H	Sacred Heart	6	0	238	H	Neb. Omaha	5	0					
					244	A	Presbyterian	11	2	244	A	Presbyterian	8	2					
					244	A	Presbyterian	5	0	249	H	George Washington	7	4					
					252	H	La Salle	0	1	252	H	La Salle	7	5					
					252	H	La Salle	3	0	256	N	Bryant	10	0					
					261	H	Hampton	8	0	262	N	Hartford	0	1					
					<hr/>														
					LAST 10 GAMES														
					194	H	Gardner-Webb	3	1	244	A	Presbyterian	11	2	252	H	La Salle	7	5
					194	H	Gardner-Webb	4	5	244	A	Presbyterian	8	2	252	H	La Salle	3	0
194	H	Gardner-Webb	5	2	244	A	Presbyterian	5	0	261	H	Hampton	8	0					
122	H	Charleston So.	0	1	124	A	Col. of Charleston	2	1	262	N	Hartford	0	1					
122	H	Charleston So.	1	0	124	A	Col. of Charleston	0	5										

Non-Div. I Games:

Coastal Caro.

RPI	S	Opponent	Score	
271	H	George Mason	4	3
273	H	N.C. A&T	9	0
273	H	N.C. A&T	9	0
280	H	Saint Peter's	8	0

Coastal Caro.

C
o
a
s
t
a
l
C
a
r
o
.

C
o
a
s
t
a
l
C
a
r
o
.

Average RPI Win: 215		WON-LOST	WINNING	LAST 10	STRENGTH OF		OPP. STRENGTH	TEAM	ADJ	CONF.	ADJ CONF.
Average RPI Loss: 53		RECORD	PCT. RANK	GAMES	SCHEDULE		OF SCHEDULE	RPI	RPI	RPI	RPI
DIV. I ONLY		17-13-0	.56667	101	7-3-0		122	147	104	.5204	106
DIV. I NON-CONF.		11-10-0	.52381	123	2-0-0		130	140	120	.50892	121
TOTALS		RPI 1-25	RPI 26-50		W-L RECORDS		RPI 51-100		RPI 101-150		RPI 150+
17-13-0		0-5-0	0-0-0		OVERALL		1-7-0		1-0-0		15-1-0
5-0-0		0-0-0	0-0-0		HOME		0-0-0		0-0-0		5-0-0
7-8-0		0-5-0	0-0-0		AWAY		1-2-0		0-0-0		6-1-0
5-5-0		0-0-0	0-0-0		NEUTRAL		0-5-0		1-0-0		4-0-0
11-10-0		0-5-0	0-0-0		NON-CONFERENCE		0-5-0		1-0-0		10-0-0
2-0-0		0-0-0	0-0-0		HOME		0-0-0		0-0-0		2-0-0
4-5-0		0-5-0	0-0-		AWAY		0-0-0		0-0-0		4-0-0
5-5-0		0-0-0	0-0-0		NEUTRAL		0-5-0		1-0-0		4-0-0
6-3-0		0-0-0	0-0-0		CONFERENCE		1-2-0		0-0-0		5-1-0
3-0-0		0-0-0	0-0-0		HOME		0-0-0		0-0-0		3-0-0
3-3-0		0-0-0	0-0-0		AWAY		1-2-0		0-0-0		2-1-0
0-0-0		0-0-0	0-0-0		NEUTRAL		0-0-0		0-0-0		0-0-0
RPI S	Opponent	Score	RPI S	Opponent	Score	RPI S	Opponent	Score	RPI S	Opponent	Score
5 A	Arizona St.	1 3				53 N	Boise St.	3 6	113 N	Valparaiso	3 1
5 A	Arizona St.	3 12				55 A	Southern Ill.	7 6	152 N	Northern Ill.	5 4
9 A	Louisville	0 4				55 A	Southern Ill.	8 17	152 N	Northern Ill.	5 1
9 A	Louisville	0 8				55 A	Southern Ill.	4 10	171 A	Bradley	4 7
9 A	Louisville	0 7				65 N	North Dakota St.	2 6	171 A	Bradley	2 1
						73 N	Pacific	6 7	171 A	Bradley	11 3
						74 N	New Mexico St.	1 4	222 H	Indiana St.	12 4
						100 N	East Carolina	1 12	222 H	Indiana St.	4 0
									222 H	Indiana St.	9 0
									239 N	South Dakota St.	8 1
									268 H	South Dakota	4 1
									268 H	South Dakota	15 1
									278 N	Howard	19 4
									279 A	Ark.-Pine Bluff	10 2
									279 A	Ark.-Pine Bluff	14 2
									279 A	Ark.-Pine Bluff	18 0
									279 A	Ark.-Pine Bluff	12 0
			LAST 10 GAMES								
			222 H	Indiana St.	4 0	55 A	Southern Ill.	7 6			
			222 H	Indiana St.	12 4	55 A	Southern Ill.	8 17			
			222 H	Indiana St.	9 0	55 A	Southern Ill.	4 10			
			268 H	South Dakota	15 1	171 A	Bradley	4 7			
			268 H	South Dakota	4 1	171 A	Bradley	2 1			

Non-Div. I Games:

Creighton

Average RPI Win: 179		WON-LOST	WINNING	LAST 10	STRENGTH OF		OPP. STRENGTH	TEAM	ADJ	CONF.	ADJ CONF.
Average RPI Loss: 77		RECORD	PCT. RANK	GAMES	SCHEDULE		OF SCHEDULE	RPI	RPI	RPI	RPI
DIV. I ONLY		20-14-0	.58824	91	6-4-0		147	130	107	.51934	107
DIV. I NON-CONF.		12-10-0	.54545	106	2-1-0		118	176	110	.51543	110
TOTALS		RPI 1-25	RPI 26-50		W-L RECORDS		RPI 51-100		RPI 101-150		RPI 150+
20-14-0	0-1-0	0-3-0		OVERALL		5-4-0		1-6-0		14-0-0	
5-6-0	0-0-0	0-3-0		HOME		2-2-0		1-1-0		2-0-0	
8-2-0	0-0-0	0-0-0		AWAY		1-1-0		0-1-0		7-0-0	
7-6-0	0-1-0	0-0-0		NEUTRAL		2-1-0		0-4-0		5-0-0	
12-10-0	0-1-0	0-0-0		NON-CONFERENCE		3-3-0		1-6-0		8-0-0	
3-2-0	0-0-0	0-0-0		HOME		0-1-0		1-1-0		2-0-0	
2-2-0	0-0-0	0-0-0		AWAY		1-1-0		0-1-0		1-0-0	
7-6-0	0-1-0	0-0-0		NEUTRAL		2-1-0		0-4-0		5-0-0	
8-4-0	0-0-0	0-3-0		CONFERENCE		2-1-0		0-0-0		6-0-0	
2-4-0	0-0-0	0-3-0		HOME		2-1-0		0-0-0		0-0-0	
6-0-0	0-0-0	0-0-0		AWAY		0-0-0		0-0-0		6-0-0	
0-0-0	0-0-0	0-0-0		NEUTRAL		0-0-0		0-0-0		0-0-0	
RPI S	Opponent	Score		RPI S	Opponent	Score		RPI S	Opponent	Score	
17 N	Florida St.	1	4	49 H	UAB	0	8	55 N	Southern Ill.	2	10
				49 H	UAB	3	4	58 A	Lipscomb	2	1
				49 H	UAB	2	3	58 A	Lipscomb	1	4
								60 N	Ga. Southern	4	1
								60 N	Ga. Southern	4	1
								63 H	Houston	2	3
								63 H	Houston	5	2
								63 H	Houston	1	0
								86 H	IPFW	2	9
								102 N	Maryland	2	10
								102 N	Maryland	1	2
								104 N	Kennesaw St.	3	4
								105 A	Coastal Caro.	3	7
								111 H	Kent St.	3	2
								111 H	Kent St.	4	6
								122 N	Charleston So.	2	3
								165 N	St. John's (NY)	8	0
								188 A	Memphis	6	0
								188 A	Memphis	1	0
								188 A	Memphis	1	0
								223 N	Akron	3	1
								228 A	Belmont	11	7
								229 A	UTEP	7	5
								229 A	UTEP	8	0
								229 A	UTEP	7	6
								242 N	Morehead St.	9	4
								249 N	George Washington	4	2
								271 N	George Mason	8	5
								272 H	Bucknell	12	3
								272 H	Bucknell	13	0
LAST 10 GAMES											
229 A	UTEP	8	0	49 H	UAB	0	8				
229 A	UTEP	7	5	228 A	Belmont	11	7				
229 A	UTEP	7	6	58 A	Lipscomb	1	4				
49 H	UAB	3	4	58 A	Lipscomb	2	1				
49 H	UAB	2	3	188 A	Memphis	6	0				

Non-Div. I Games:

Marshall

Average RPI Win:		167	WON-LOST RECORD		WINNING PCT. RANK		LAST 10 GAMES		STRENGTH OF SCHEDULE		OPP. STRENGTH OF SCHEDULE		TEAM RPI		ADJ RPI		CONF. RPI		ADJ CONF. RPI		
DIV. I ONLY			15-8-0		.65217 63		5-5-0		199		140		110		.51605 108		27		27		
DIV. I NON-CONF.			12-7-0		.63158 66		2-4-0		180		117		97		.52183 99		27		27		
TOTALS		RPI 1-25		RPI 26-50		W-L RECORDS		RPI 51-100		RPI 101-150		RPI 150+									
15-8-0		1-1-0		0-0-0		OVERALL		2-3-0		2-0-0		10-4-0									
0-1-0		0-0-0		0-0-0		HOME		0-0-0		0-0-0		0-1-0									
8-3-0		0-0-0		0-0-0		AWAY		1-0-0		2-0-0		5-3-0									
7-4-0		1-1-0		0-0-0		NEUTRAL		1-3-0		0-0-0		5-0-0									
12-7-0		1-1-0		0-0-0		NON-CONFERENCE		2-3-0		2-0-0		7-3-0									
0-1-0		0-0-0		0-0-0		HOME		0-0-0		0-0-0		0-1-0									
5-2-0		0-0-0		0-0-		AWAY		1-0-0		2-0-0		2-2-0									
7-4-0		1-1-0		0-0-0		NEUTRAL		1-3-0		0-0-0		5-0-0									
3-1-0		0-0-0		0-0-0		CONFERENCE		0-0-0		0-0-0		3-1-0									
0-0-0		0-0-0		0-0-0		HOME		0-0-0		0-0-0		0-0-0									
3-1-0		0-0-0		0-0-0		AWAY		0-0-0		0-0-0		3-1-0									
0-0-0		0-0-0		0-0-0		NEUTRAL		0-0-0		0-0-0		0-0-0									
RPI	S	Opponent		Score		RPI	S	Opponent		Score		RPI	S	Opponent		Score					
16	N	South Fla.		2	4					56	A	San Diego St.		6	3	150	A	Cal St. Northridge		3	0
25	N	Oregon St.		3	2					77	N	Miami (OH)		1	2	150	A	Cal St. Northridge		5	2
										87	N	Western Mich.		1	3	158	N	Long Beach St.		3	0
										88	N	Loyola Marymount		2	0	159	A	Lehigh		0	1
										91	N	UNLV		2	7	159	A	Lehigh		1	0
																159	A	Lehigh		0	2
																159	A	Lehigh		3	1
																192	N	Utah St.		8	5
																201	N	CSU Bakersfield		2	0
																209	A	Cornell		6	2
																209	A	Cornell		8	10
																219	N	Maine		3	2
																230	N	Toledo		2	1
																251	A	Princeton		8	0
																251	A	Princeton		6	5
																256	H	Bryant		6	15
						LAST 10 GAMES															
						251	A	Princeton		8	0	159	A	Lehigh		1	0				
						251	A	Princeton		6	5	159	A	Lehigh		0	2				
						209	A	Cornell		8	10	159	A	Lehigh		3	1				
						209	A	Cornell		6	2	159	A	Lehigh		0	1				
						256	H	Bryant		6	15	91	N	UNLV		2	7				

Non-Div. I Games:

Harvard

Fla. Gulf Coast

Fla. Gulf Coast

RPI	S	Opponent	Score	
263	H	Canisius	9	0
269	N	UNC Wilmington	8	1

Fla. Gulf Coast

F
l
a
.
G
u
l
f
C
o
a
s
t

F
l
a
.
G
u
l
f
C
o
a
s
t

Average RPI Win: 168		WON-LOST	WINNING	LAST 10	STRENGTH OF		OPP. STRENGTH	TEAM	ADJ	CONF.	ADJ CONF.
Average RPI Loss: 82		RECORD	PCT. RANK	GAMES	SCHEDULE		OF SCHEDULE	RPI	RPI	RPI	RPI
DIV. I ONLY		18-16-0	.52941	116	8-2-0		133	84	111	.51584	110
DIV. I NON-CONF.		11-16-0	.40741	178	2-2-0		54	53	117	.51258	115
TOTALS		RPI 1-25	RPI 26-50		W-L RECORDS		RPI 51-100		RPI 101-150		RPI 150+
18-16-0	0-4-0	1-4-0		OVERALL		5-1-0		0-3-0		12-4-0	
3-1-0	0-0-0	0-0-0		HOME		0-0-0		0-1-0		3-0-0	
7-2-0	0-0-0	0-0-0		AWAY		1-0-0		0-0-0		6-2-0	
8-13-0	0-4-0	1-4-0		NEUTRAL		4-1-0		0-2-0		3-2-0	
11-16-0	0-4-0	1-4-0		NON-CONFERENCE		5-1-0		0-3-0		5-4-0	
1-1-0	0-0-0	0-0-0		HOME		0-0-0		0-1-0		1-0-0	
3-2-0	0-0-0	0-0-		AWAY		1-0-0		0-0-0		2-2-0	
7-13-0	0-4-0	1-4-0		NEUTRAL		4-1-0		0-2-0		2-2-0	
7-0-0	0-0-0	0-0-0		CONFERENCE		0-0-0		0-0-0		7-0-0	
2-0-0	0-0-0	0-0-0		HOME		0-0-0		0-0-0		2-0-0	
4-0-0	0-0-0	0-0-0		AWAY		0-0-0		0-0-0		4-0-0	
1-0-0	0-0-0	0-0-0		NEUTRAL		0-0-0		0-0-0		1-0-0	
RPI S	Opponent	Score		RPI S	Opponent	Score		RPI S	Opponent	Score	
1 N	California	0	5	35 N	Virginia Tech	1	5	54 N	Pittsburgh	0	1
19 N	Arizona	2	3	40 N	Boston U.	3	4	54 N	Pittsburgh	5	4
21 N	UCLA	5	9	43 N	Notre Dame	1	3	78 N	Rutgers	6	1
23 N	North Carolina	2	3	50 N	Virginia	4	6	87 N	Western Mich.	6	0
				50 N	Virginia	2	1	95 N	Longwood	5	1
								100 A	East Carolina	5	1
				LAST 10 GAMES							
				166 H	Charlotte	8	2	249 A	George Washington	2	1
				166 H	Charlotte	8	0	252 A	La Salle	9	1
				159 A	Lehigh	2	4	252 A	La Salle	11	0
				159 A	Lehigh	2	7	165 H	St. John's (NY)	8	0
				249 A	George Washington	5	1	207 A	James Madison	7	4

Non-Div. I Games:

Fordham

Average RPI Win:		170	WON-LOST RECORD		WINNING PCT. RANK		LAST 10 GAMES		STRENGTH OF SCHEDULE		OPP. STRENGTH OF SCHEDULE		TEAM RPI		ADJ RPI		CONF. RPI		ADJ CONF. RPI				
Average RPI Loss:		85																					
DIV. I ONLY			16-16-0		.5		130	6-4-0		99		113		112		.51307		111	13		13		
DIV. I NON-CONF.			13-15-0		.46429		154	3-3-0		91		126		126		.50613		124	13		13		
TOTALS		RPI 1-25		RPI 26-50		W-L RECORDS		RPI 51-100		RPI 101-150		RPI 150+											
16-16-0		0-3-0		0-1-0		OVERALL		1-5-0		6-5-0		9-2-0											
3-1-0		0-0-0		0-0-0		HOME		0-0-0		3-1-0		0-0-0											
3-6-0		0-0-0		0-1-0		AWAY		1-1-0		2-4-0		0-0-0											
10-9-0		0-3-0		0-0-0		NEUTRAL		0-4-0		1-0-0		9-2-0											
13-15-0		0-3-0		0-1-0		NON-CONFERENCE		1-5-0		3-4-0		9-2-0											
0-0-0		0-0-0		0-0-0		HOME		0-0-0		0-0-0		0-0-0											
3-6-0		0-0-0		0-0-		AWAY		1-1-0		2-4-0		0-0-0											
10-9-0		0-3-0		0-0-0		NEUTRAL		0-4-0		1-0-0		9-2-0											
3-1-0		0-0-0		0-0-0		CONFERENCE		0-0-0		3-1-0		0-0-0											
3-1-0		0-0-0		0-0-0		HOME		0-0-0		3-1-0		0-0-0											
0-0-0		0-0-0		0-0-0		AWAY		0-0-0		0-0-0		0-0-0											
0-0-0		0-0-0		0-0-0		NEUTRAL		0-0-0		0-0-0		0-0-0											
RPI	S	Opponent		Score		RPI	S	Opponent		Score		RPI	S	Opponent		Score							
8	N	Oklahoma		0	6	36	A	UCF		1	2	54	A	Pittsburgh		0	6	102	A	Maryland		1	2
8	N	Oklahoma		1	11							54	A	Pittsburgh		8	5	102	A	Maryland		0	5
16	N	South Fla.		0	1							54	N	Pittsburgh		2	5	105	N	Coastal Caro.		3	0
												57	N	Minnesota		0	2	107	A	Marshall		6	4
												86	N	IPFW		3	6	107	A	Marshall		2	3
												86	N	IPFW		4	14	117	A	North Carolina St.		0	8
																		117	A	North Carolina St.		15	8
																		118	H	Central Mich.		5	2
																		118	H	Central Mich.		3	2
																		148	H	Eastern Mich.		4	7
																		148	H	Eastern Mich.		6	1
																		159	N	Lehigh		9	2
																		163	N	Weber St.		1	2
																		174	N	Providence		3	2
																		201	N	CSU Bakersfield		11	5
																		202	N	Georgetown		8	0
																		221	N	Dartmouth		0	5
																		232	N	Colgate		6	0
																		234	N	Rhode Island		5	3
																		234	N	Rhode Island		8	0
																		251	N	Princeton		9	7
																		272	N	Bucknell		15	0
LAST 10 GAMES																							
148 H Eastern Mich.						4	7	54 A Pittsburgh						0	6								
148 H Eastern Mich.						6	1	36 A UCF						1	2								
118 H Central Mich.						3	2	174 N Providence						3	2								
118 H Central Mich.						5	2	16 N South Fla.						0	1								
54 A Pittsburgh						8	5	105 N Coastal Caro.						3	0								

Non-Div. I Games:

Kent St.

Average RPI Win:		134	WON-LOST RECORD		WINNING PCT. RANK	LAST 10 GAMES	STRENGTH OF SCHEDULE		OPP. STRENGTH OF SCHEDULE	TEAM RPI	ADJ RPI	CONF. RPI	ADJ CONF. RPI
Average RPI Loss:		88											
DIV. I ONLY			10-14-0		.41667 183	6-4-0	74		69	116	.51175 112	18	18
DIV. I NON-CONF.			3-9-0		.25 242	0-0-0	7		1	112	.51704 106	15	15
TOTALS		RPI 1-25	RPI 26-50		W-L RECORDS		RPI 51-100		RPI 101-150		RPI 150+		
10-14-0	0-3-0		1-5-0		OVERALL		3-1-0		2-0-0		4-5-0		
3-5-0	0-0-0		1-3-0		HOME		1-0-0		0-0-0		1-2-0		
4-6-0	0-3-0		0-0-0		AWAY		0-1-0		2-0-0		2-2-0		
3-3-0	0-0-0		0-2-0		NEUTRAL		2-0-0		0-0-0		1-1-0		
3-9-0	0-3-0		0-4-0		NON-CONFERENCE		3-1-0		0-0-0		0-1-0		
1-3-0	0-0-0		0-2-0		HOME		1-0-0		0-0-0		0-1-0		
0-4-0	0-3-0		0-0-		AWAY		0-1-0		0-0-0		0-0-0		
2-2-0	0-0-0		0-2-0		NEUTRAL		2-0-0		0-0-0		0-0-0		
7-5-0	0-0-0		1-1-0		CONFERENCE		0-0-0		2-0-0		4-4-0		
2-2-0	0-0-0		1-1-0		HOME		0-0-0		0-0-0		1-1-0		
4-2-0	0-0-0		0-0-0		AWAY		0-0-0		2-0-0		2-2-0		
1-1-0	0-0-0		0-0-0		NEUTRAL		0-0-0		0-0-0		1-1-0		
RPI S Opponent	Score		RPI S Opponent	Score		RPI S Opponent	Score		RPI S Opponent	Score			
4 A Texas	5	6	37 N Oklahoma St.	1	6	52 N Kentucky	3	2	143 A Central Ark.	5	4		
6 A La.-Lafayette	1	19	37 N Oklahoma St.	0	4	63 A Houston	0	10	143 A Central Ark.	7	6		
6 A La.-Lafayette	0	3	42 H Baylor	0	3	79 H Ole Miss	7	4	153 H UTSA	2	1		
			42 H Baylor	1	6	97 N North Texas	7	5	153 H UTSA	1	6		
			45 H Texas St.	1	3				179 H North Dakota	0	2		
			45 H Texas St.	1	0				187 A Texas-Arlington	0	2		
									187 A Texas-Arlington	1	0		
									212 N Stephen F. Austin	6	7		
									214 A Northwestern St.	3	1		
									214 A Northwestern St.	0	3		
									231 N Nicholls St.	9	1		
LAST 10 GAMES													
143 A Central Ark.	7	6	45 H Texas St.	1	3								
143 A Central Ark.	5	4	214 A Northwestern St.	3	1								
187 A Texas-Arlington	0	2	214 A Northwestern St.	0	3								
187 A Texas-Arlington	1	0	153 H UTSA	1	6								
45 H Texas St.	1	0	153 H UTSA	2	1								

Non-Div. I Games:

A&M-Corpus Christi

Average RPI Win:	207	WON-LOST	WINNING	LAST 10	STRENGTH OF	OPP. STRENGTH	TEAM	ADJ	CONF.	ADJ CONF.	
Average RPI Loss:	96	RECORD	PCT. RANK	GAMES	SCHEDULE	OF SCHEDULE	RPI	RPI	RPI	RPI	
DIV. I ONLY	20-10-0	.66667	53	9-1-0	215	178	113	.51126	113	26	25
DIV. I NON-CONF.	14-10-0	.58333	89	3-1-0	209	134	129	.50109	132	26	26
<hr/>											
TOTALS	RPI 1-25	RPI 26-50		W-L RECORDS		RPI 51-100		RPI 101-150		RPI 150+	
20-10-0	0-1-0	0-1-0		OVERALL		1-5-0		3-2-0		16-1-0	
5-1-0	0-0-0	0-1-0		HOME		0-0-0		0-0-0		5-0-0	
5-4-0	0-1-0	0-0-0		AWAY		1-1-0		1-1-0		3-1-0	
10-5-0	0-0-0	0-0-0		NEUTRAL		0-4-0		2-1-0		8-0-0	
14-10-0	0-1-0	0-1-0		NON-CONFERENCE		1-5-0		3-2-0		10-1-0	
2-1-0	0-0-0	0-1-0		HOME		0-0-0		0-0-0		2-0-0	
2-4-0	0-1-0	0-0-		AWAY		1-1-0		1-1-0		0-1-0	
10-5-0	0-0-0	0-0-0		NEUTRAL		0-4-0		2-1-0		8-0-0	
6-0-0	0-0-0	0-0-0		CONFERENCE		0-0-0		0-0-0		6-0-0	
3-0-0	0-0-0	0-0-0		HOME		0-0-0		0-0-0		3-0-0	
3-0-0	0-0-0	0-0-0		AWAY		0-0-0		0-0-0		3-0-0	
0-0-0	0-0-0	0-0-0		NEUTRAL		0-0-0		0-0-0		0-0-0	
RPI	S	Opponent	Score	RPI	S	Opponent	Score	RPI	S	Opponent	Score
5	A	Arizona St.	2 6	46	H	Purdue	3 4	73	N	Pacific	2 7
								74	A	New Mexico St.	9 1
								74	N	New Mexico St.	5 8
								89	A	Chattanooga	0 7
								99	N	UNI	0 6
								100	N	East Carolina	3 5
								106	N	Creighton	1 3
								114	N	UT Martin	8 4
								119	A	Iowa St.	11 5
								119	N	Iowa St.	16 7
								138	A	San Diego	0 1
								153	N	UTSA	10 6
								190	N	Drake	5 3
								201	N	CSU Bakersfield	10 2
								204	N	East Tenn. St.	4 2
								228	N	Belmont	4 2
								229	A	UTEP	6 7
								235	N	Niagara	9 1
								238	N	Neb. Omaha	6 0
								241	H	Green Bay	8 0
								241	H	Green Bay	4 3
								241	H	Green Bay	17 0
								243	H	IUPUI	7 1
								243	H	IUPUI	8 1
								260	A	Detroit	9 1
								260	A	Detroit	7 2
								260	A	Detroit	12 3
								267	N	Brown	10 2
				LAST 10 GAMES							
				241	H	Green Bay	4 3	260	A	Detroit	12 3
				241	H	Green Bay	17 0	260	A	Detroit	7 2
				241	H	Green Bay	8 0	243	H	IUPUI	8 1
				46	H	Purdue	3 4	243	H	IUPUI	7 1
				260	A	Detroit	9 1	201	N	CSU Bakersfield	10 2

Non-Div. I Games:

Valparaiso

U
T
M
a
r
t
i
n

UT Martin

RPI	S	Opponent	Score	
231	N	Nicholls St.	5	3
235	N	Niagara	6	3
247	N	Delaware	9	1
250	N	Cleveland St.	4	1
284	N	Southern U.	9	1

UT Martin

U
T
M
a
r
t
i
n

U
T
M
a
r
t
i
n

Average RPI Win:	211	WON-LOST	WINNING	LAST 10	STRENGTH OF	OPP. STRENGTH	TEAM	ADJ	CONF.	ADJ CONF.											
Average RPI Loss:	203	RECORD	PCT. RANK	GAMES	SCHEDULE	OF SCHEDULE	RPI	RPI	RPI	RPI											
DIV. I ONLY		17-6-0	.73913	25	7-3-0	220	269	109	.50962	115	24	24									
DIV. I NON-CONF.		14-5-0	.73684	36	4-2-0	268	284	136	.48891	147	24	24									
<hr/>																					
TOTALS	RPI 1-25	RPI 26-50		W-L RECORDS		RPI 51-100		RPI 101-150		RPI 150+											
17-6-0	0-0-0	0-0-0		OVERALL		0-0-0		4-1-0		13-5-0											
2-0-0	0-0-0	0-0-0		HOME		0-0-0		2-0-0		0-0-0											
5-2-0	0-0-0	0-0-0		AWAY		0-0-0		1-1-0		4-1-0											
10-4-0	0-0-0	0-0-0		NEUTRAL		0-0-0		1-0-0		9-4-0											
<hr/>																					
14-5-0	0-0-0	0-0-0		NON-CONFERENCE		0-0-0		1-0-0		13-5-0											
0-0-0	0-0-0	0-0-0		HOME		0-0-0		0-0-0		0-0-0											
4-1-0	0-0-0	0-0-		AWAY		0-0-0		0-0-0		4-1-0											
10-4-0	0-0-0	0-0-0		NEUTRAL		0-0-0		1-0-0		9-4-0											
<hr/>																					
3-1-0	0-0-0	0-0-0		CONFERENCE		0-0-0		3-1-0		0-0-0											
2-0-0	0-0-0	0-0-0		HOME		0-0-0		2-0-0		0-0-0											
1-1-0	0-0-0	0-0-0		AWAY		0-0-0		1-1-0		0-0-0											
0-0-0	0-0-0	0-0-0		NEUTRAL		0-0-0		0-0-0		0-0-0											
<hr/>																					
RPI S	Opponent	Score	RPI S	Opponent	Score	RPI S	Opponent	Score	RPI S	Opponent	Score										
									123 N	Utah Valley	3	1									
									133 H	Central Conn. St.	3	2									
									133 H	Central Conn. St.	3	2									
									146 A	Robert Morris	11	12									
									146 A	Robert Morris	2	0									
									151 N	Youngstown St.	3	1									
									154 N	Fairfield	0	4									
									168 N	Marist	11	2									
									168 N	Marist	9	6									
									184 A	Army	1	4									
									184 A	Army	1	0									
									233 N	Houston Baptist	2	5									
									235 N	Niagara	7	5									
									240 N	Rider	2	5									
									248 A	Norfolk St.	12	1									
									250 N	Cleveland St.	6	3									
									260 N	Detroit	3	4									
									266 A	Coppin St.	12	1									
									266 A	Coppin St.	6	2									
									272 N	Bucknell	6	2									
									275 N	Columbia	11	3									
									278 N	Howard	4	1									
									285 N	Manhattan	6	1									
												LAST 10 GAMES									
												146 A	Robert Morris	11							
146 A	Robert Morris	2	0																		
133 H	Central Conn. St.	3	2																		
133 H	Central Conn. St.	3	2																		
184 A	Army	1	4																		

Non-Div. I Games:

Fairleigh Dickinson

Average RPI Win:		144	WON-LOST		WINNING		LAST 10		STRENGTH OF		OPP. STRENGTH		TEAM	ADJ		CONF.	ADJ CONF.							
Average RPI Loss:		66	RECORD		PCT. RANK		GAMES		SCHEDULE		OF SCHEDULE		RPI	RPI		RPI	RPI							
DIV. I ONLY			15-22-0		.40541		191		1-9-0		76		45		122		.50927		117		4		4	
DIV. I NON-CONF.			15-14-0		.51724		129		1-4-0		142		69		115		.51437		113		4		4	
TOTALS		RPI 1-25		RPI 26-50		W-L RECORDS		RPI 51-100		RPI 101-150		RPI 150+												
15-22-0		1-5-0		0-8-0		OVERALL		3-3-0		3-3-0		8-3-0												
5-7-0		0-0-0		0-5-0		HOME		0-1-0		1-1-0		4-0-0												
4-8-0		1-5-0		0-0-0		AWAY		1-1-0		1-1-0		1-1-0												
6-7-0		0-0-0		0-3-0		NEUTRAL		2-1-0		1-1-0		3-2-0												
15-14-0		1-2-0		0-3-0		NON-CONFERENCE		3-3-0		3-3-0		8-3-0												
5-2-0		0-0-0		0-0-0		HOME		0-1-0		1-1-0		4-0-0												
4-5-0		1-2-0		0-0-		AWAY		1-1-0		1-1-0		1-1-0												
6-7-0		0-0-0		0-3-0		NEUTRAL		2-1-0		1-1-0		3-2-0												
0-8-0		0-3-0		0-5-0		CONFERENCE		0-0-0		0-0-0		0-0-0												
0-5-0		0-0-0		0-5-0		HOME		0-0-0		0-0-0		0-0-0												
0-3-0		0-3-0		0-0-0		AWAY		0-0-0		0-0-0		0-0-0												
0-0-0		0-0-0		0-0-0		NEUTRAL		0-0-0		0-0-0		0-0-0												
RPI	S	Opponent		Score		RPI	S	Opponent		Score		RPI	S	Opponent		Score								
13	A	Texas A&M		2	3	28	N	Tulsa		0	4	52	A	Kentucky		6	3							
13	A	Texas A&M		0	1	32	H	Georgia Tech		3	6	52	A	Kentucky		6	7							
14	A	Georgia		3	2	32	H	Georgia Tech		4	6	54	H	Pittsburgh		2	5							
17	A	Florida St.		0	6	32	H	Georgia Tech		2	5	70	N	Hofstra		6	2							
17	A	Florida St.		1	7	35	H	Virginia Tech		2	10	95	N	Longwood		4	3							
17	A	Florida St.		0	8	35	H	Virginia Tech		2	4	98	N	Penn St.		3	5							
						46	N	Purdue		5	7													
						49	N	UAB		1	3													
						LAST 10 GAMES																		
						32	H	Georgia Tech		2	5	35	H	Virginia Tech		2	10							
						32	H	Georgia Tech		3	6	35	H	Virginia Tech		2	4							
						32	H	Georgia Tech		4	6	140	N	UMKC		2	3							
						166	A	Charlotte		9	7	52	A	Kentucky		6	7							
						166	A	Charlotte		1	5	49	N	UAB		1	3							

Non-Div. I Games:

North Carolina St.

Average RPI Win: 192		WON-LOST	WINNING	LAST 10	STRENGTH OF		OPP. STRENGTH	TEAM	ADJ	CONF.	ADJ CONF.
Average RPI Loss: 81		RECORD	PCT. RANK	GAMES	SCHEDULE		OF SCHEDULE	RPI	RPI	RPI	RPI
DIV. I ONLY		14-13-0	.51852	123	6-4-0		128	138	119	.5074	118
DIV. I NON-CONF.		13-11-0	.54167	110	5-2-0		111	152	106	.51798	104
TOTALS		RPI 1-25	RPI 26-50		W-L RECORDS		RPI 51-100		RPI 101-150		RPI 150+
14-13-0		0-3-0	0-1-0		OVERALL		1-4-0		3-4-0		10-1-0
0-0-0		0-0-0	0-0-0		HOME		0-0-0		0-0-0		0-0-0
3-6-0		0-3-0	0-0-0		AWAY		0-0-0		0-3-0		3-0-0
11-7-0		0-0-0	0-1-0		NEUTRAL		1-4-0		3-1-0		7-1-0
13-11-0		0-3-0	0-1-0		NON-CONFERENCE		1-4-0		3-2-0		9-1-0
0-0-0		0-0-0	0-0-0		HOME		0-0-0		0-0-0		0-0-0
2-4-0		0-3-0	0-0-		AWAY		0-0-0		0-1-0		2-0-0
11-7-0		0-0-0	0-1-0		NEUTRAL		1-4-0		3-1-0		7-1-0
1-2-0		0-0-0	0-0-0		CONFERENCE		0-0-0		0-2-0		1-0-0
0-0-0		0-0-0	0-0-0		HOME		0-0-0		0-0-0		0-0-0
1-2-0		0-0-0	0-0-0		AWAY		0-0-0		0-2-0		1-0-0
0-0-0		0-0-0	0-0-0		NEUTRAL		0-0-0		0-0-0		0-0-0
RPI S	Opponent	Score	RPI S	Opponent	Score	RPI S	Opponent	Score	RPI S	Opponent	Score
5 A	Arizona St.	0 7	38 N	Illinois St.	3 11	57 N	Minnesota	0 2	103 A	Indiana	3 5
16 A	South Fla.	2 5				76 N	Iowa	5 7	110 N	Fordham	8 0
16 A	South Fla.	2 6				76 N	Iowa	2 4	111 A	Kent St.	2 3
						84 N	S.C. Upstate	10 3	111 A	Kent St.	2 5
						88 N	Loyola Marymount	1 4	116 N	Michigan St.	8 4
									120 N	Temple	5 3
									135 N	Villanova	2 3
									179 N	North Dakota	7 0
									197 N	Saint Francis (PA)	3 2
									199 N	Wright St.	9 0
									204 N	East Tenn. St.	5 3
									205 A	Buffalo	7 0
									215 N	Ill.-Chicago	0 1
									239 N	South Dakota St.	2 0
									250 N	Cleveland St.	6 1
									260 A	Detroit	11 1
									260 A	Detroit	14 4
									261 N	Hampton	5 1
LAST 10 GAMES											
			205 A	Buffalo	7 0	199 N	Wright St.	9 0			
			111 A	Kent St.	2 3	215 N	Ill.-Chicago	0 1			
			111 A	Kent St.	2 5	116 N	Michigan St.	8 4			
			260 A	Detroit	14 4	103 A	Indiana	3 5			
			260 A	Detroit	11 1	179 N	North Dakota	7 0			

Non-Div. I Games:

Central Mich.

Average RPI Win: 185		WON-LOST	WINNING	LAST 10	STRENGTH OF	OPP. STRENGTH	TEAM	ADJ	CONF.	ADJ CONF.					
Average RPI Loss: 66		RECORD	PCT. RANK	GAMES	SCHEDULE	OF SCHEDULE	RPI	RPI	RPI	RPI					
DIV. I ONLY		10-22-0	.3125	230	2-8-0	15	126	120	.507	119	3	3			
DIV. I NON-CONF.		10-16-0	.38462	190	2-2-0	59	178	143	.49283	140	3	3			
<hr/>															
TOTALS		RPI 1-25	RPI 26-50		W-L RECORDS		RPI 51-100		RPI 101-150		RPI 150+				
10-22-0		0-5-0	0-4-0		OVERALL		1-8-0		2-3-0		7-2-0				
3-5-0		0-3-0	0-0-0		HOME		0-1-0		0-1-0		3-0-0				
3-8-0		0-1-0	0-3-0		AWAY		0-2-0		1-1-0		2-1-0				
4-9-0		0-1-0	0-1-0		NEUTRAL		1-5-0		1-1-0		2-1-0				
10-16-0		0-2-0	0-1-0		NON-CONFERENCE		1-8-0		2-3-0		7-2-0				
3-2-0		0-0-0	0-0-0		HOME		0-1-0		0-1-0		3-0-0				
3-5-0		0-1-0	0-0-		AWAY		0-2-0		1-1-0		2-1-0				
4-9-0		0-1-0	0-1-0		NEUTRAL		1-5-0		1-1-0		2-1-0				
0-6-0		0-3-0	0-3-0		CONFERENCE		0-0-0		0-0-0		0-0-0				
0-3-0		0-3-0	0-0-0		HOME		0-0-0		0-0-0		0-0-0				
0-3-0		0-0-0	0-3-0		AWAY		0-0-0		0-0-0		0-0-0				
0-0-0		0-0-0	0-0-0		NEUTRAL		0-0-0		0-0-0		0-0-0				
RPI	S	Opponent	Score	RPI	S	Opponent	Score	RPI	S	Opponent	Score				
4	H	Texas	4 8	29	A	Texas Tech	7 19	51	N	Fresno St.	0 3	113	H	Valparaiso	5 11
4	H	Texas	3 7	29	A	Texas Tech	3 5	56	N	San Diego St.	6 4	113	N	Valparaiso	7 16
4	H	Texas	2 11	29	A	Texas Tech	2 6	57	N	Minnesota	1 9	125	A	Missouri St.	0 4
5	A	Arizona St.	0 9	38	N	Illinois St.	2 10	57	N	Minnesota	0 12	125	A	Missouri St.	6 4
25	N	Oregon St.	4 5					73	N	Pacific	0 8	141	N	Colorado St.	4 3
								76	N	Iowa	5 26	153	N	UTSA	0 4
								88	A	Loyola Marymount	0 6	160	H	Western Ill.	6 2
								88	A	Loyola Marymount	0 17	185	A	St. Mary's (CA)	4 9
								99	H	UNI	0 8	185	A	St. Mary's (CA)	9 3
												190	H	Drake	1 0
												229	A	UTEP	7 6
												241	H	Green Bay	3 2
												254	N	Santa Clara	6 2
												267	N	Brown	17 3
<hr/>															
LAST 10 GAMES															
29	A	Texas Tech	3 5	4	H	Texas	2 11								
29	A	Texas Tech	2 6	4	H	Texas	3 7								
29	A	Texas Tech	7 19	4	H	Texas	4 8								
190	H	Drake	1 0	185	A	St. Mary's (CA)	9 3								
99	H	UNI	0 8	185	A	St. Mary's (CA)	4 9								

Non-Div. I Games:

Iowa St.

Average RPI Win:	180	WON-LOST RECORD	WINNING PCT. RANK	LAST 10 GAMES	STRENGTH OF SCHEDULE	OPP. STRENGTH OF SCHEDULE	TEAM RPI	ADJ RPI	CONF. RPI	ADJ CONF. RPI			
DIV. I ONLY		15-9-0	.625	73	6-4-0	193	194	117	.50522	121	24	24	
DIV. I NON-CONF.		11-7-0	.61111	78	2-2-0	163	172	102	.51935	101	24	24	
<hr/>													
TOTALS	RPI 1-25	RPI 26-50		W-L RECORDS		RPI 51-100		RPI 101-150		RPI 150+			
15-9-0	0-0-0	0-1-0		OVERALL		2-3-0		3-2-0		10-3-0			
2-0-0	0-0-0	0-0-0		HOME		0-0-0		0-0-0		2-0-0			
4-6-0	0-0-0	0-1-0		AWAY		0-1-0		2-2-0		2-2-0			
9-3-0	0-0-0	0-0-0		NEUTRAL		2-2-0		1-0-0		6-1-0			
<hr/>													
11-7-0	0-0-0	0-1-0		NON-CONFERENCE		2-3-0		3-2-0		6-1-0			
0-0-0	0-0-0	0-0-0		HOME		0-0-0		0-0-0		0-0-0			
2-4-0	0-0-0	0-0-		AWAY		0-1-0		2-2-0		0-0-0			
9-3-0	0-0-0	0-0-0		NEUTRAL		2-2-0		1-0-0		6-1-0			
<hr/>													
4-2-0	0-0-0	0-0-0		CONFERENCE		0-0-0		0-0-0		4-2-0			
2-0-0	0-0-0	0-0-0		HOME		0-0-0		0-0-0		2-0-0			
2-2-0	0-0-0	0-0-0		AWAY		0-0-0		0-0-0		2-2-0			
0-0-0	0-0-0	0-0-0		NEUTRAL		0-0-0		0-0-0		0-0-0			
<hr/>													
RPI	S	Opponent	Score	RPI	S	Opponent	Score	RPI	S	Opponent	Score		
				39	A	Massachusetts	0 1	56	A	San Diego St.	1 4		
								77	N	Miami (OH)	3 2		
								87	N	Western Mich.	1 3		
								88	N	Loyola Marymount	0 3		
								90	N	Bowling Green	7 4		
										109	N	Fla. Gulf Coast	1 0
										138	A	San Diego	0 9
										138	A	San Diego	3 2
										149	A	UC Riverside	2 3
										149	A	UC Riverside	3 2
										162	N	Iona	2 0
										162	N	Iona	4 3
										170	N	Saint Joseph's	1 0
										180	A	Monmouth	6 5
										180	A	Monmouth	1 4
										201	N	CSU Bakersfield	3 1
										203	N	Bethune-Cookman	2 11
										223	H	Sacred Heart	12 7
										223	H	Sacred Heart	5 4
										255	A	Mt. St. Mary's	0 1
										255	A	Mt. St. Mary's	2 0
										280	N	Saint Peter's	11 3
										280	N	Saint Peter's	14 1
<hr/>													
LAST 10 GAMES													
				223	H	Sacred Heart	5 4	255	A	Mt. St. Mary's	0 1		
				223	H	Sacred Heart	12 7	255	A	Mt. St. Mary's	2 0		
				39	A	Massachusetts	0 1	138	A	San Diego	0 9		
				180	A	Monmouth	1 4	201	N	CSU Bakersfield	3 1		
				180	A	Monmouth	6 5	138	A	San Diego	3 2		

Non-Div. I Games:

Quinnipiac

Average RPI Win:	176	WON-LOST	WINNING	LAST 10	STRENGTH OF	OPP. STRENGTH	TEAM	ADJ	CONF.	ADJ CONF.		
Average RPI Loss:	125	RECORD	PCT. RANK	GAMES	SCHEDULE	OF SCHEDULE	RPI	RPI	RPI	RPI		
DIV. I ONLY		20-16-0	.55556	106	7-3-0	151	183	123	.50423	122	15	15
DIV. I NON-CONF.		15-13-0	.53571	116	2-0-0	135	191	125	.50801	123	16	16
<hr/>												
TOTALS	RPI 1-25	RPI 26-50		W-L RECORDS		RPI 51-100		RPI 101-150		RPI 150+		
20-16-0	0-1-0	1-1-0		OVERALL		2-3-0		6-6-0		11-5-0		
10-7-0	0-0-0	0-1-0		HOME		1-2-0		1-1-0		8-3-0		
7-5-0	0-0-0	0-0-0		AWAY		1-1-0		4-3-0		2-1-0		
3-4-0	0-1-0	1-0-0		NEUTRAL		0-0-0		1-2-0		1-1-0		
15-13-0	0-1-0	1-1-0		NON-CONFERENCE		2-3-0		2-5-0		10-3-0		
9-5-0	0-0-0	0-1-0		HOME		1-2-0		1-1-0		7-1-0		
3-4-0	0-0-0	0-0-		AWAY		1-1-0		0-2-0		2-1-0		
3-4-0	0-1-0	1-0-0		NEUTRAL		0-0-0		1-2-0		1-1-0		
5-3-0	0-0-0	0-0-0		CONFERENCE		0-0-0		4-1-0		1-2-0		
1-2-0	0-0-0	0-0-0		HOME		0-0-0		0-0-0		1-2-0		
4-1-0	0-0-0	0-0-0		AWAY		0-0-0		4-1-0		0-0-0		
0-0-0	0-0-0	0-0-0		NEUTRAL		0-0-0		0-0-0		0-0-0		
<hr/>												
RPI S	Opponent	Score		RPI S	Opponent	Score		RPI S	Opponent	Score		
21 N	UCLA	1	9	30 H	Kansas	3	6	69 A	South Carolina	2	11	
				43 N	Notre Dame	5	2	69 A	South Carolina	2	0	
								83 H	Wisconsin	2	3	
								95 H	Longwood	4	5	
								95 H	Longwood	2	0	

Non-Div. I Games:

Charleston So.

RPI	S	Opponent	Score	
261	H	Hampton	10	0

Charleston So.

C
h
a
r
l
e
s
t
o
n
S
o
.

C
h
a
r
l
e
s
t
o
n
S
o
.

Average RPI Win:	202	WON-LOST	WINNING	LAST 10	STRENGTH OF	OPP. STRENGTH	TEAM	ADJ	CONF.	ADJ CONF.							
Average RPI Loss:	119	RECORD	PCT. RANK	GAMES	SCHEDULE	OF SCHEDULE	RPI	RPI	RPI	RPI							
DIV. I ONLY	20-10-1	.66129	58	6-4-0	212	226	118	.50372	123	20	20						
DIV. I NON-CONF.	18-4-1	.80435	24	5-1-0	262	276	100	.51897	102	19	19						
<hr/>																	
TOTALS	RPI 1-25	RPI 26-50		W-L RECORDS		RPI 51-100		RPI 101-150		RPI 150+							
20-10-1	0-0-0	0-0-0		OVERALL		2-6-0		3-2-0		15-2-1							
2-4-0	0-0-0	0-0-0		HOME		1-3-0		1-1-0		0-0-0							
4-3-0	0-0-0	0-0-0		AWAY		1-3-0		2-0-0		1-0-0							
14-3-1	0-0-0	0-0-0		NEUTRAL		0-0-0		0-1-0		14-2-1							
<hr/>																	
18-4-1	0-0-0	0-0-0		NON-CONFERENCE		0-0-0		3-2-0		15-2-1							
1-1-0	0-0-0	0-0-0		HOME		0-0-0		1-1-0		0-0-0							
3-0-0	0-0-0	0-0-		AWAY		0-0-0		2-0-0		1-0-0							
14-3-1	0-0-0	0-0-0		NEUTRAL		0-0-0		0-1-0		14-2-1							
<hr/>																	
2-6-0	0-0-0	0-0-0		CONFERENCE		2-6-0		0-0-0		0-0-0							
1-3-0	0-0-0	0-0-0		HOME		1-3-0		0-0-0		0-0-0							
1-3-0	0-0-0	0-0-0		AWAY		1-3-0		0-0-0		0-0-0							
0-0-0	0-0-0	0-0-0		NEUTRAL		0-0-0		0-0-0		0-0-0							
<hr/>																	
RPI	S	Opponent	Score	RPI	S	Opponent	Score	RPI	S	Opponent	Score						
				85 H Portland St.				2	3	115 N Fairleigh Dickinson				1	3		
				85 H Portland St.				0	7	140 H UMKC				10	7		
				85 H Portland St.				1	0	140 H UMKC				8	9		
				85 H Portland St.				0	1	142 A Southern Utah				5	2		
				88 A Loyola Marymount				2	7	142 A Southern Utah				11	3		
				88 A Loyola Marymount				5	15	151 N Youngstown St.				8	0		
				88 A Loyola Marymount				3	2	168 N Marist				6	3		
				88 A Loyola Marymount				3	8	176 N Western Caro.				5	6		
												179 N North Dakota				7	3
												179 N North Dakota				5	2
												184 N Army				3	0
												223 N Sacred Heart				8	0
												233 N Houston Baptist				4	3
												233 N Houston Baptist				2	1
												238 N Neb. Omaha				0	3
												238 N Neb. Omaha				1	0
												240 N Rider				2	2
												260 N Detroit				1	0
												273 A N.C. A&T				11	0
												274 N Holy Cross				1	0
												275 N Columbia				8	5
												281 N Lafayette				4	3
												285 N Manhattan				4	1
				<hr/>													
								LAST 10 GAMES									
				85 H Portland St.				0	1	140 H UMKC				8	9		
				85 H Portland St.				2	3	233 N Houston Baptist				4	3		
				85 H Portland St.				0	7	233 N Houston Baptist				2	1		
				85 H Portland St.				1	0	179 N North Dakota				5	2		
				140 H UMKC				10	7	179 N North Dakota				7	3		

Non-Div. I Games:

Utah Valley

Average RPI Win:		204	WON-LOST RECORD		WINNING PCT. RANK		LAST 10 GAMES		STRENGTH OF SCHEDULE		OPP. STRENGTH OF SCHEDULE		TEAM RPI		ADJ RPI		CONF. RPI		ADJ CONF. RPI				
DIV. I ONLY			21-13-0		.61765 77		8-2-0		207		173		125		.50291 124		17		17				
DIV. I NON-CONF.			13-9-0		.59091 86		1-1-0		179		194		124		.50569 126		18		17				
TOTALS		RPI 1-25		RPI 26-50		W-L RECORDS		RPI 51-100		RPI 101-150		RPI 150+											
21-13-0		0-3-0		0-1-0		OVERALL		0-3-0		5-4-0		16-2-0											
17-6-0		0-0-0		0-1-0		HOME		0-0-0		5-4-0		12-1-0											
4-7-0		0-3-0		0-0-0		AWAY		0-3-0		0-0-0		4-1-0											
0-0-0		0-0-0		0-0-0		NEUTRAL		0-0-0		0-0-0		0-0-0											
13-9-0		0-3-0		0-1-0		NON-CONFERENCE		0-0-0		5-4-0		8-1-0											
11-6-0		0-0-0		0-1-0		HOME		0-0-0		5-4-0		6-1-0											
2-3-0		0-3-0		0-0-		AWAY		0-0-0		0-0-0		2-0-0											
0-0-0		0-0-0		0-0-0		NEUTRAL		0-0-0		0-0-0		0-0-0											
8-4-0		0-0-0		0-0-0		CONFERENCE		0-3-0		0-0-0		8-1-0											
6-0-0		0-0-0		0-0-0		HOME		0-0-0		0-0-0		6-0-0											
2-4-0		0-0-0		0-0-0		AWAY		0-3-0		0-0-0		2-1-0											
0-0-0		0-0-0		0-0-0		NEUTRAL		0-0-0		0-0-0		0-0-0											
RPI	S	Opponent		Score		RPI	S	Opponent		Score		RPI	S	Opponent		Score		RPI	S	Opponent		Score	
19	A	Arizona		0	9	35	H	Virginia Tech		1	3	89	A	Chattanooga		1	11	104	H	Kennesaw St.		4	2
19	A	Arizona		0	5							89	A	Chattanooga		2	11	105	H	Coastal Caro.		5	0
19	A	Arizona		0	8							89	A	Chattanooga		1	2	105	H	Coastal Caro.		1	2
																		117	H	North Carolina St.		3	2
																		117	H	North Carolina St.		1	2
																		122	H	Charleston So.		3	0
																		122	H	Charleston So.		3	1
																		128	H	Middle Tenn.		2	4
																		130	H	La.-Monroe		4	5
																		176	A	Western Caro.		1	9
																		176	A	Western Caro.		7	0
																		176	A	Western Caro.		4	0
																		208	H	Appalachian St.		7	3
																		208	H	Appalachian St.		3	1
																		208	H	Appalachian St.		6	0
																		211	H	Samford		4	2
																		211	H	Samford		7	1
																		211	H	Samford		6	2
																		223	H	Akron		3	0
																		242	H	Morehead St.		2	7
																		257	A	Savannah St.		8	2
																		257	A	Savannah St.		1	0
																		259	H	Wagner		4	0
																		269	H	UNC Wilmington		3	0
																		269	H	UNC Wilmington		4	1
																		287	H	South Carolina St.		6	1
																		287	H	South Carolina St.		5	3
LAST 10 GAMES																							
						208	H	Appalachian St.		3	1	176	A	Western Caro.		4	0	259	H	Wagner		4	0
						208	H	Appalachian St.		7	3	105	H	Coastal Caro.		1	2	269	H	UNC Wilmington		3	0
						208	H	Appalachian St.		6	0	105	H	Coastal Caro.		5	0	269	H	UNC Wilmington		4	1
						176	A	Western Caro.		7	0	211	H	Samford		6	2	287	H	South Carolina St.		6	1
						176	A	Western Caro.		1	9	211	H	Samford		7	1	287	H	South Carolina St.		5	3

Non-Div. I Games:

Col. of Charleston

Average RPI Win:		169	WON-LOST		WINNING		LAST 10		STRENGTH OF		OPP. STRENGTH		TEAM		ADJ		CONF.		ADJ CONF.	
Average RPI Loss:		98	RECORD		PCT. RANK		GAMES		SCHEDULE		OF SCHEDULE		RPI		RPI		RPI		RPI	
DIV. I ONLY			16-18-0		.47059 149		5-5-0		108		114		126		.50151 126		19		19	
DIV. I NON-CONF.			13-15-0		.46429 154		2-2-0		106		118		128		.50332 128		20		20	
TOTALS		RPI 1-25		RPI 26-50		W-L RECORDS		RPI 51-100		RPI 101-150		RPI 150+								
16-18-0		0-4-0		0-4-0		OVERALL		2-1-0		3-5-0		11-4-0								
2-4-0		0-0-0		0-2-0		HOME		0-0-0		0-0-0		2-2-0								
6-4-0		0-2-0		0-0-0		AWAY		2-0-0		1-1-0		3-1-0								
8-10-0		0-2-0		0-2-0		NEUTRAL		0-1-0		2-4-0		6-1-0								
13-15-0		0-4-0		0-2-0		NON-CONFERENCE		2-1-0		3-5-0		8-3-0								
1-1-0		0-0-0		0-0-0		HOME		0-0-0		0-0-0		1-1-0								
4-4-0		0-2-0		0-0-		AWAY		2-0-0		1-1-0		1-1-0								
8-10-0		0-2-0		0-2-0		NEUTRAL		0-1-0		2-4-0		6-1-0								
3-3-0		0-0-0		0-2-0		CONFERENCE		0-0-0		0-0-0		3-1-0								
1-3-0		0-0-0		0-2-0		HOME		0-0-0		0-0-0		1-1-0								
2-0-0		0-0-0		0-0-0		AWAY		0-0-0		0-0-0		2-0-0								
0-0-0		0-0-0		0-0-0		NEUTRAL		0-0-0		0-0-0		0-0-0								
RPI	S	Opponent		Score		RPI	S	Opponent		Score		RPI	S	Opponent		Score				
9	A	Louisville		0	9	35	N	Virginia Tech		4	8	75	A	Jacksonville		2	1			
9	A	Louisville		0	9	38	N	Illinois St.		3	8	75	A	Jacksonville		1	0			
18	N	Missouri		0	10	39	H	Massachusetts		0	8	81	N	Boston College		4	5			
22	N	Michigan		3	6	39	H	Massachusetts		0	5									
														103		N	Indiana	4	5	
														104		N	Kennesaw St.	4	3	
														109		A	Fla. Gulf Coast	5	3	
														114		N	UT Martin	0	3	
														125		N	Missouri St.	1	3	
														140		A	UMKC	1	7	
														143		N	Central Ark.	4	7	
														146		N	Robert Morris	2	1	
														155		N	Binghamton	4	3	
														164		A	St. Bonaventure	4	1	
														164		A	St. Bonaventure	5	1	
														182		N	Campbell	9	1	
														194		H	Wichita St.	2	7	
														194		H	Wichita St.	1	0	
														198		N	UNC Greensboro	1	0	
														205		N	Buffalo	4	6	
														205		N	Buffalo	8	1	
														222		A	Indiana St.	5	3	
														222		A	Indiana St.	0	1	
														225		N	Southeast Mo. St.	5	4	
														234		H	Rhode Island	3	8	
														234		H	Rhode Island	4	2	
														247		N	Delaware	4	3	
				LAST 10 GAMES																
				164	A	St. Bonaventure		5	1	234	H	Rhode Island		3	8					
				164	A	St. Bonaventure		4	1	194	H	Wichita St.		1	0					
				39	H	Massachusetts		0	5	194	H	Wichita St.		2	7					
				39	H	Massachusetts		0	8	222	A	Indiana St.		0	1					
				234	H	Rhode Island		4	2	222	A	Indiana St.		5	3					

Non-Div. I Games:

Saint Louis

UC Davis

Through Games Of Through April 1, 2012													
UC Davis		Average RPI Win:	160	WON-LOST	WINNING	LAST 10	STRENGTH OF		OPP. STRENGTH	TEAM	ADJ	CONF.	ADJ CONF.
		Average RPI Loss:	71	RECORD	PCT. RANK	GAMES	SCHEDULE		OF SCHEDULE	RPI	RPI	RPI	RPI
DIV. I ONLY				11-22-0	.33333	221			53	64	137	.50108	127
DIV. I NON-CONF.				10-21-0	.32258	221			44	52	139	.50044	133
TOTALS		RPI 1-25			RPI 26-50		W-L RECORDS			RPI 51-100		RPI 101-150	RPI 150+
11-22-0		0-7-0			3-3-0		OVERALL			0-6-0		2-4-0	6-2-0
6-9-0		0-0-0			1-1-0		HOME			0-3-0		1-3-0	4-2-0
1-3-0		0-1-0			0-0-0		AWAY			0-1-0		0-1-0	1-0-0
4-10-0		0-6-0			2-2-0		NEUTRAL			0-2-0		1-0-0	1-0-0
10-21-0		0-7-0			3-3-0		NON-CONFERENCE			0-6-0		1-3-0	6-2-0
5-8-0		0-0-0			1-1-0		HOME			0-3-0		0-2-0	4-2-0
1-3-0		0-1-0			0-0-		AWAY			0-1-0		0-1-0	1-0-0
4-10-0		0-6-0			2-2-0		NEUTRAL			0-2-0		1-0-0	1-0-0
1-1-0		0-0-0			0-0-0		CONFERENCE			0-0-0		1-1-0	0-0-0
1-1-0		0-0-0			0-0-0		HOME			0-0-0		1-1-0	0-0-0
0-0-0		0-0-0			0-0-0		AWAY			0-0-0		0-0-0	0-0-0
0-0-0		0-0-0			0-0-0		NEUTRAL			0-0-0		0-0-0	0-0-0
RPI S	Opponent	Score		RPI S	Opponent	Score	RPI S	Opponent	Score	RPI S	Opponent	Score	
1 A	California	3	11	26 N	Syracuse	3	5	53 H	Boise St.	0	3	110 N	Fordham
8 N	Oklahoma	0	10	27 H	Stanford	2	1	56 A	San Diego St.	0	3	137 H	Sacramento St.
10 N	Washington	1	14	34 N	New Mexico	5	7	69 N	South Carolina	2	3	137 H	Sacramento St.
10 N	Washington	3	11	36 N	UCF	6	4	85 N	Portland St.	1	3	138 A	San Diego
18 N	Missouri	0	8	41 H	BYU	0	9	88 H	Loyola Marymount	1	5	149 H	UC Riverside
19 N	Arizona	0	8	50 N	Virginia	11	5	88 H	Loyola Marymount	3	5	149 H	UC Riverside
21 N	UCLA	1	7									175 H	Nevada
												175 H	Nevada
												201 H	CSU Bakersfield
												219 N	Maine
												245 H	Idaho St.
												245 H	Idaho St.
												245 H	Idaho St.
												254 A	Santa Clara
LAST 10 GAMES													
						149 H	UC Riverside	3	1	50 N	Virginia	11	5
						149 H	UC Riverside	0	8	10 N	Washington	1	14
						201 H	CSU Bakersfield	1	2	245 H	Idaho St.	5	0
						41 H	BYU	0	9	137 H	Sacramento St.	4	6
						19 N	Arizona	0	8	245 H	Idaho St.	3	2

UC Davis

Non-Div. I Games:

UC Davis

Average RPI Win: 176		WON-LOST	WINNING	LAST 10	STRENGTH OF		OPP. STRENGTH	TEAM	ADJ	CONF.	ADJ CONF.
Average RPI Loss: 82		RECORD	PCT. RANK	GAMES	SCHEDULE		OF SCHEDULE	RPI	RPI	RPI	RPI
DIV. I ONLY		12-18-0	.4	193	5-5-0		65	137	129	.50096	128
DIV. I NON-CONF.		10-11-0	.47619	149	3-1-0		64	174	113	.51549	109
TOTALS		RPI 1-25	RPI 26-50		W-L RECORDS		RPI 51-100		RPI 101-150		RPI 150+
12-18-0		0-2-0	1-5-0		OVERALL		0-6-0		5-3-0		6-2-0
5-2-0		0-0-0	0-0-0		HOME		0-0-0		2-1-0		3-1-0
2-10-0		0-1-0	0-3-0		AWAY		0-4-0		2-1-0		0-1-0
5-6-0		0-1-0	1-2-0		NEUTRAL		0-2-0		1-1-0		3-0-0
10-11-0		0-2-0	1-2-0		NON-CONFERENCE		0-3-0		3-2-0		6-2-0
3-1-0		0-0-0	0-0-0		HOME		0-0-0		0-0-0		3-1-0
2-4-0		0-1-0	0-0-		AWAY		0-1-0		2-1-0		0-1-0
5-6-0		0-1-0	1-2-0		NEUTRAL		0-2-0		1-1-0		3-0-0
2-7-0		0-0-0	0-3-0		CONFERENCE		0-3-0		2-1-0		0-0-0
2-1-0		0-0-0	0-0-0		HOME		0-0-0		2-1-0		0-0-0
0-6-0		0-0-0	0-3-0		AWAY		0-3-0		0-0-0		0-0-0
0-0-0		0-0-0	0-0-0		NEUTRAL		0-0-0		0-0-0		0-0-0
RPI S	Opponent	Score	RPI S	Opponent	Score	RPI S	Opponent	Score	RPI S	Opponent	Score
9 N	Louisville	1 10	30 N	Kansas	3 7	58 A	Lipscomb	6 8	124 A	Col. of Charleston	4 2
12 A	Tennessee	3 6	30 N	Kansas	3 6	58 N	Lipscomb	0 8	130 H	La.-Monroe	4 0
			35 N	Virginia Tech	7 4	80 N	Stony Brook	6 8	130 H	La.-Monroe	2 8
			44 A	South Ala.	2 3	97 A	North Texas	3 7	130 H	La.-Monroe	6 4
			44 A	South Ala.	3 4	97 A	North Texas	2 10	144 A	Jacksonville St.	7 8
			44 A	South Ala.	0 8	97 A	North Texas	4 8	144 A	Jacksonville St.	10 2
									145 N	Murray St.	4 6
									148 N	Eastern Mich.	6 5
									166 A	Charlotte	4 5
									186 H	Eastern Ill.	3 2
									186 H	Eastern Ill.	1 2
									190 N	Drake	2 1
									253 H	Evansville	5 2
									253 H	Evansville	1 0
									259 N	Wagner	6 3
									265 N	Alabama St.	3 0
			LAST 10 GAMES								
			44 A	South Ala.	0 8	130 H	La.-Monroe	2 8			
			44 A	South Ala.	3 4	130 H	La.-Monroe	6 4			
			44 A	South Ala.	2 3	130 H	La.-Monroe	4 0			
			144 A	Jacksonville St.	10 2	253 H	Evansville	1 0			
			144 A	Jacksonville St.	7 8	253 H	Evansville	5 2			

Non-Div. I Games:

Middle Tenn.

Average RPI Win:	194	WON-LOST	WINNING	LAST 10	STRENGTH OF	OPP. STRENGTH	TEAM	ADJ	CONF.	ADJ CONF.	
Average RPI Loss:	102	RECORD	PCT. RANK	GAMES	SCHEDULE	OF SCHEDULE	RPI	RPI	RPI	RPI	
DIV. I ONLY	13-11-1	.54	109	8-1-1	150	179	127	.50017	129	30	30
DIV. I NON-CONF.	10-10-1	.5	131	5-1-1	124	141	127	.50231	130	30	30
TOTALS	RPI 1-25	RPI 26-50	W-L RECORDS		RPI 51-100	RPI 101-150		RPI 150+			
13-11-1	0-0-0	0-3-0	OVERALL		3-5-0	0-0-0		10-3-1			
7-3-0	0-0-0	0-0-0	HOME		0-2-0	0-0-0		7-1-0			
4-3-1	0-0-0	0-0-0	AWAY		3-2-0	0-0-0		1-1-1			
2-5-0	0-0-0	0-3-0	NEUTRAL		0-1-0	0-0-0		2-1-0			
10-10-1	0-0-0	0-3-0	NON-CONFERENCE		3-5-0	0-0-0		7-2-1			
4-3-0	0-0-0	0-0-0	HOME		0-2-0	0-0-0		4-1-0			
4-2-1	0-0-0	0-0-	AWAY		3-2-0	0-0-0		1-0-1			
2-5-0	0-0-0	0-3-0	NEUTRAL		0-1-0	0-0-0		2-1-0			
3-1-0	0-0-0	0-0-0	CONFERENCE		0-0-0	0-0-0		3-1-0			
3-0-0	0-0-0	0-0-0	HOME		0-0-0	0-0-0		3-0-0			
0-1-0	0-0-0	0-0-0	AWAY		0-0-0	0-0-0		0-1-0			
0-0-0	0-0-0	0-0-0	NEUTRAL		0-0-0	0-0-0		0-0-0			
RPI S	Opponent	Score	RPI S	Opponent	Score	RPI S	Opponent	Score	RPI S	Opponent	Score
30	N Kansas	2 5	71	N McNeese St.	0 2	164	N St. Bonaventure	5 2	30	N Kansas	1 6
30	N Kansas	1 6	72	A North Florida	1 0	170	H Saint Joseph's	5 4	30	N Kansas	1 17
30	N Kansas	1 17	72	A North Florida	2 1	170	H Saint Joseph's	0 10	72	A North Florida	4 2
			72	A North Florida	4 2	203	A Bethune-Cookman	5 6	75	A Jacksonville	3 4
			75	A Jacksonville	3 4	209	H Cornell	8 2	75	A Jacksonville	0 15
			75	A Jacksonville	0 15	209	H Cornell	3 1	93	H Albany (NY)	2 18
			93	H Albany (NY)	2 18	247	A Delaware	5 5	93	H Albany (NY)	0 5
			93	H Albany (NY)	0 5	247	A Delaware	3 0			
						255	N Mt. St. Mary's	5 1			
						255	N Mt. St. Mary's	3 4			
						261	H Hampton	5 0			
						261	H Hampton	11 5			
						261	H Hampton	5 2			
						272	H Bucknell	8 3			
LAST 10 GAMES											
261	H Hampton	5 2	209	H Cornell	3 1						
261	H Hampton	11 5	247	A Delaware	3 0						
261	H Hampton	5 0	247	A Delaware	5 5						
272	H Bucknell	8 3	170	H Saint Joseph's	0 10						
209	H Cornell	8 2	170	H Saint Joseph's	5 4						

Non-Div. I Games:

Delaware St.

Average RPI Win: 175		WON-LOST	WINNING	LAST 10	STRENGTH OF		OPP. STRENGTH	TEAM	ADJ	CONF.	ADJ CONF.
Average RPI Loss: 104		RECORD	PCT. RANK	GAMES	SCHEDULE		OF SCHEDULE	RPI	RPI	RPI	RPI
DIV. I ONLY		16-13-0	.55172	108	4-6-0		175	151	133	.49993	130
DIV. I NON-CONF.		13-7-0	.65	60	1-0-0		263	223	149	.4894	146
TOTALS		RPI 1-25	RPI 26-50		W-L RECORDS		RPI 51-100		RPI 101-150		RPI 150+
16-13-0		0-0-0	3-4-0		OVERALL		1-4-0		2-2-0		10-3-0
6-2-0		0-0-0	2-1-0		HOME		0-0-0		0-0-0		4-1-0
5-8-0		0-0-0	0-3-0		AWAY		0-2-0		2-2-0		3-1-0
5-3-0		0-0-0	1-0-0		NEUTRAL		1-2-0		0-0-0		3-1-0
13-7-0		0-0-0	1-0-0		NON-CONFERENCE		1-4-0		1-0-0		10-3-0
4-1-0		0-0-0	0-0-0		HOME		0-0-0		0-0-0		4-1-0
4-3-0		0-0-0	0-0-		AWAY		0-2-0		1-0-0		3-1-0
5-3-0		0-0-0	1-0-0		NEUTRAL		1-2-0		0-0-0		3-1-0
3-6-0		0-0-0	2-4-0		CONFERENCE		0-0-0		1-2-0		0-0-0
2-1-0		0-0-0	2-1-0		HOME		0-0-0		0-0-0		0-0-0
1-5-0		0-0-0	0-3-0		AWAY		0-0-0		1-2-0		0-0-0
0-0-0		0-0-0	0-0-0		NEUTRAL		0-0-0		0-0-0		0-0-0
RPI S	Opponent	Score	RPI S	Opponent	Score	RPI S	Opponent	Score	RPI S	Opponent	Score
			33 H	Troy	2 1	58 N	Lipscomb	0 2	124 A	Col. of Charleston	5 4
			33 H	Troy	3 4	63 A	Houston	0 13	128 A	Middle Tenn.	0 4
			33 H	Troy	5 3	63 A	Houston	0 9	128 A	Middle Tenn.	4 6
			35 N	Virginia Tech	2 1	71 N	McNeese St.	6 2	128 A	Middle Tenn.	8 2
			44 A	South Ala.	1 2	71 N	McNeese St.	0 2	173 H	SIU Edwardsville	7 6
			44 A	South Ala.	2 7				211 A	Samford	7 6
			44 A	South Ala.	1 9				212 H	Stephen F. Austin	5 4
									214 A	Northwestern St.	1 3
									214 A	Northwestern St.	8 3
									214 H	Northwestern St.	10 0
									225 N	Southeast Mo. St.	4 8
									231 A	Nicholls St.	7 4
									243 H	IUPUI	3 11
									259 N	Wagner	6 2
									284 N	Southern U.	9 0
									284 N	Southern U.	8 2
									286 H	Grambling	12 3
LAST 10 GAMES											
			231 A	Nicholls St.	7 4	33 H	Troy	2 1			
			128 A	Middle Tenn.	8 2	33 H	Troy	3 4			
			128 A	Middle Tenn.	4 6	44 A	South Ala.	1 9			
			128 A	Middle Tenn.	0 4	44 A	South Ala.	1 2			
			33 H	Troy	5 3	44 A	South Ala.	2 7			

Non-Div. I Games:

La.-Monroe

[illegible]

Non-Div. I Games:

Winthrop

Average RPI Win:		186	WON-LOST RECORD		WINNING PCT. RANK		LAST 10 GAMES		STRENGTH OF SCHEDULE		OPP. STRENGTH OF SCHEDULE		TEAM RPI		ADJ RPI		CONF. RPI		ADJ CONF. RPI	
DIV. I ONLY			13-14-0		.48148 146		6-4-0		152		72		134		.49831 132		8		8	
DIV. I NON-CONF.			10-11-0		.47619 149		3-1-0		191		62		154		.48726 151		8		8	
TOTALS		RPI 1-25		RPI 26-50		W-L RECORDS		RPI 51-100		RPI 101-150		RPI 150+								
13-14-0		0-2-0		1-4-0		OVERALL		0-6-0		0-0-0		12-2-0								
3-0-0		0-0-0		1-0-0		HOME		0-0-0		0-0-0		2-0-0								
6-9-0		0-1-0		0-3-0		AWAY		0-4-0		0-0-0		6-1-0								
4-5-0		0-1-0		0-1-0		NEUTRAL		0-2-0		0-0-0		4-1-0								
10-11-0		0-2-0		1-1-0		NON-CONFERENCE		0-6-0		0-0-0		9-2-0								
3-0-0		0-0-0		1-0-0		HOME		0-0-0		0-0-0		2-0-0								
3-6-0		0-1-0		0-0-		AWAY		0-4-0		0-0-0		3-1-0								
4-5-0		0-1-0		0-1-0		NEUTRAL		0-2-0		0-0-0		4-1-0								
3-3-0		0-0-0		0-3-0		CONFERENCE		0-0-0		0-0-0		3-0-0								
0-0-0		0-0-0		0-0-0		HOME		0-0-0		0-0-0		0-0-0								
3-3-0		0-0-0		0-3-0		AWAY		0-0-0		0-0-0		3-0-0								
0-0-0		0-0-0		0-0-0		NEUTRAL		0-0-0		0-0-0		0-0-0								
RPI	S	Opponent		Score		RPI	S	Opponent		Score		RPI	S	Opponent		Score				
7	N	Oregon		3	9	30	N	Kansas		0	8	51	A	Fresno St.		3	8			
14	A	Georgia		1	8	40	H	Boston U.		3	0	51	A	Fresno St.		1	6			
						43	A	Notre Dame		2	5	56	N	San Diego St.		3	8			
						43	A	Notre Dame		2	7	70	A	Hofstra		2	8			
						43	A	Notre Dame		3	7	70	A	Hofstra		0	8			
												83	N	Wisconsin		3	5			
														154 A Fairfield		2	6			
														160 N Western Ill.		4	2			
														167 A Seton Hall		3	1			
														167 A Seton Hall		6	0			
														167 A Seton Hall		3	1			
														172 N Tennessee Tech		7	9			
														181 N Butler		10	8			
														201 A CSU Bakersfield		9	0			
														201 A CSU Bakersfield		15	0			
														219 N Maine		8	2			
														219 N Maine		8	0			
														223 H Sacred Heart		15	9			
														223 H Sacred Heart		8	4			
														256 A Bryant		6	4			
LAST 10 GAMES																				
						43	A	Notre Dame		2	7	223	H	Sacred Heart		8	4			
						43	A	Notre Dame		2	5	167	A	Seton Hall		3	1			
						43	A	Notre Dame		3	7	167	A	Seton Hall		3	1			
						40	H	Boston U.		3	0	167	A	Seton Hall		6	0			
						223	H	Sacred Heart		15	9	154	A	Fairfield		2	6			

Non-Div. I Games:

Connecticut

Average RPI Win:	219	WON-LOST RECORD	WINNING PCT. RANK	LAST 10 GAMES	STRENGTH OF SCHEDULE	OPP. STRENGTH OF SCHEDULE	TEAM RPI	ADJ RPI	CONF. RPI	ADJ CONF. RPI		
DIV. I ONLY		19-11-0	.63333	71	6-4-0	173	243	114	.49648	133	24	24
DIV. I NON-CONF.		18-8-0	.69231	48	5-1-0	193	247	98	.51268	114	24	24
<hr/>												
TOTALS	RPI 1-25	RPI 26-50		W-L RECORDS		RPI 51-100		RPI 101-150		RPI 150+		
19-11-0	0-5-0	0-0-0		OVERALL		3-0-0		0-2-0		16-4-0		
6-1-0	0-0-0	0-0-0		HOME		0-0-0		0-0-0		6-1-0		
7-8-0	0-4-0	0-0-0		AWAY		0-0-0		0-2-0		7-2-0		
6-2-0	0-1-0	0-0-0		NEUTRAL		3-0-0		0-0-0		3-1-0		
18-8-0	0-5-0	0-0-0		NON-CONFERENCE		3-0-0		0-0-0		15-3-0		
5-0-0	0-0-0	0-0-0		HOME		0-0-0		0-0-0		5-0-0		
7-6-0	0-4-0	0-0-		AWAY		0-0-0		0-0-0		7-2-0		
6-2-0	0-1-0	0-0-0		NEUTRAL		3-0-0		0-0-0		3-1-0		
1-3-0	0-0-0	0-0-0		CONFERENCE		0-0-0		0-2-0		1-1-0		
1-1-0	0-0-0	0-0-0		HOME		0-0-0		0-0-0		1-1-0		
0-2-0	0-0-0	0-0-0		AWAY		0-0-0		0-2-0		0-0-0		
0-0-0	0-0-0	0-0-0		NEUTRAL		0-0-0		0-0-0		0-0-0		
RPI	S	Opponent	Score	RPI	S	Opponent	Score	RPI	S	Opponent	Score	
5	A	Arizona St.	0 8					77	N	Miami (OH)	5 3	
5	A	Arizona St.	1 11					98	N	Penn St.	4 3	
5	A	Arizona St.	0 10					99	N	UNI	2 1	
5	A	Arizona St.	2 14									
16	N	South Fla.	0 10									

Non-Div. I Games:

Central Conn. St.

O
h
i
o

Tie, Loss, Non-Conf, S Site, H Home, A Away, N Neutral Page 140

Average RPI Win:	205	WON-LOST RECORD	WINNING PCT. RANK	LAST 10 GAMES	STRENGTH OF SCHEDULE	OPP. STRENGTH OF SCHEDULE	TEAM RPI	ADJ RPI	CONF. RPI	ADJ CONF. RPI					
DIV. I ONLY		23-9-0	.71875	33	6-4-0	270	203	130	.49591	135	8	8			
DIV. I NON-CONF.		22-6-0	.78571	27	6-1-0	270	214	104	.51557	108	8	8			
<hr/>															
TOTALS	RPI 1-25	RPI 26-50		W-L RECORDS		RPI 51-100		RPI 101-150		RPI 150+					
23-9-0	0-0-0	0-0-0		OVERALL		3-2-0		4-1-0		16-6-0					
4-3-0	0-0-0	0-0-0		HOME		0-0-0		0-0-0		4-3-0					
4-2-0	0-0-0	0-0-0		AWAY		0-1-0		1-1-0		3-0-0					
15-4-0	0-0-0	0-0-0		NEUTRAL		3-1-0		3-0-0		9-3-0					
<hr/>															
22-6-0	0-0-0	0-0-0		NON-CONFERENCE		3-2-0		4-1-0		15-3-0					
4-0-0	0-0-0	0-0-0		HOME		0-0-0		0-0-0		4-0-0					
4-2-0	0-0-0	0-0-		AWAY		0-1-0		1-1-0		3-0-0					
14-4-0	0-0-0	0-0-0		NEUTRAL		3-1-0		3-0-0		8-3-0					
<hr/>															
1-3-0	0-0-0	0-0-0		CONFERENCE		0-0-0		0-0-0		1-3-0					
0-3-0	0-0-0	0-0-0		HOME		0-0-0		0-0-0		0-3-0					
0-0-0	0-0-0	0-0-0		AWAY		0-0-0		0-0-0		0-0-0					
1-0-0	0-0-0	0-0-0		NEUTRAL		0-0-0		0-0-0		1-0-0					
<hr/>															
RPI	S	Opponent	Score	RPI	S	Opponent	Score	RPI	S	Opponent	Score				
				68 A FIU				2	21	109 N Fla. Gulf Coast				7	6
				69 N South Carolina				3	15	118 N Central Mich.				3	2
				75 N Jacksonville				3	1	143 N Central Ark.				4	1
				84 N S.C. Upstate				2	1	147 A Penn				1	3
				87 N Western Mich.				6	4	147 A Penn				3	2
								171 N Bradley				7	8		
								174 H Providence				2	5		
								174 H Providence				3	6		
								174 H Providence				0	1		
								174 N Providence				7	5		
								184 N Army				0	1		
								215 N Ill.-Chicago				7	10		
								230 N Toledo				7	2		
								239 N South Dakota St.				8	0		
								240 N Rider				5	1		
								247 A Delaware				4	1		
								247 H Delaware				5	4		
								247 H Delaware				8	0		
				248 N Norfolk St.				4	0						
				250 N Cleveland St.				8	0						
				252 A La Salle				8	5						
				252 A La Salle				8	0						
				252 N La Salle				8	0						
				259 N Wagner				7	0						
				261 N Hampton				11	1						
				281 H Lafayette				4	1						
				281 H Lafayette				4	0						
				184 N Army				0	1						
				247 H Delaware				8	0						
				247 H Delaware				5	4						
				147 A Penn				3	2						
				240 N Rider				5	1						
				281 H Lafayette				4	1						
				281 H Lafayette				4	0						
				184 N Army				0	1						
				247 H Delaware				8	0						
				247 H Delaware				5	4						
				147 A Penn											

Non-Div. I Games:

Villanova

Average RPI Win:	162	WON-LOST RECORD	WINNING PCT. RANK	LAST 10 GAMES	STRENGTH OF SCHEDULE	OPP. STRENGTH OF SCHEDULE	TEAM RPI	ADJ RPI	CONF. RPI	ADJ CONF. RPI						
DIV. I ONLY		17-13-0	.56667	101	5-5-0	214	96	138	.49517	137	20	20				
DIV. I NON-CONF.		14-7-0	.66667	55	5-2-0	162	66	78	.54278	79	19	19				
<hr/>																
TOTALS		RPI 1-25		RPI 26-50		W-L RECORDS		RPI 51-100		RPI 101-150		RPI 150+				
17-13-0		0-2-0		0-0-0		OVERALL		3-5-0		6-1-0		8-5-0				
4-1-0		0-0-0		0-0-0		HOME		1-0-0		2-1-0		1-0-0				
5-7-0		0-1-0		0-0-0		AWAY		1-3-0		2-0-0		2-3-0				
8-5-0		0-1-0		0-0-0		NEUTRAL		1-2-0		2-0-0		5-2-0				
14-7-0		0-2-0		0-0-0		NON-CONFERENCE		3-3-0		6-1-0		5-1-0				
4-1-0		0-0-0		0-0-0		HOME		1-0-0		2-1-0		1-0-0				
5-4-0		0-1-0		0-0-		AWAY		1-3-0		2-0-0		2-0-0				
5-2-0		0-1-0		0-0-0		NEUTRAL		1-0-0		2-0-0		2-1-0				
3-6-0		0-0-0		0-0-0		CONFERENCE		0-2-0		0-0-0		3-4-0				
0-0-0		0-0-0		0-0-0		HOME		0-0-0		0-0-0		0-0-0				
0-3-0		0-0-0		0-0-0		AWAY		0-0-0		0-0-0		0-3-0				
3-3-0		0-0-0		0-0-0		NEUTRAL		0-2-0		0-0-0		3-1-0				
RPI	S	Opponent	Score		RPI	S	Opponent	Score		RPI	S	Opponent	Score			
1	A	California	0	8						51	A	Fresno St.	2	1		
10	N	Washington	0	9						65	N	North Dakota St.	1	0		
										73	A	Pacific	6	9		
										73	A	Pacific	4	10		
										85	N	Portland St.	2	3		
										85	N	Portland St.	1	2		
										92	A	San Jose St.	4	5		
										92	H	San Jose St.	8	2		
												101	H	UC Santa Barbara	0	4
												101	H	UC Santa Barbara	2	1
												127	A	UC Davis	3	2
												127	A	UC Davis	6	4
												141	H	Colorado St.	1	0
												149	N	UC Riverside	9	4
												149	N	UC Riverside	2	0
												158	N	Long Beach St.	2	4
												169	N	Northern Colo.	9	2
												175	A	Nevada	7	6
												175	A	Nevada	10	1
												185	A	St. Mary's (CA)	6	8
												185	A	St. Mary's (CA)	1	3
												185	A	St. Mary's (CA)	3	8
												218	N	Seattle	4	5
												245	N	Idaho St.	10	2
												245	N	Idaho St.	1	0
												247	N	Delaware	6	0
												247	N	Delaware	9	5
												251	H	Princeton	10	1
LAST 10 GAMES																
185	A	St. Mary's (CA)	1	3	101	H	UC Santa Barbara	0	4							
185	A	St. Mary's (CA)	6	8	141	H	Colorado St.	1	0							
185	A	St. Mary's (CA)	3	8	251	H	Princeton	10	1							
1	A	California	0	8	127	A	UC Davis	6	4							
101	H	UC Santa Barbara	2	1	127	A	UC Davis	3	2							

Non-Div. I Games:

Sacramento St.

Average RPI Win: 136		WON-LOST RECORD		WINNING PCT. RANK		LAST 10 GAMES		STRENGTH OF SCHEDULE		OPP. STRENGTH OF SCHEDULE		TEAM RPI		ADJ RPI		CONF. RPI		ADJ CONF. RPI	
DIV. I ONLY		16-12-0		.57143 98		6-4-0		241		54		141		.49429 138		20		20	
DIV. I NON-CONF.		13-11-0		.54167 110		3-3-0		194		57		130		.50342 127		19		19	
TOTALS		RPI 1-25		RPI 26-50		W-L RECORDS		RPI 51-100		RPI 101-150		RPI 150+							
16-12-0		0-2-0		1-0-0		OVERALL		3-4-0		6-1-0		6-5-0							
4-3-0		0-2-0		1-0-0		HOME		0-0-0		3-1-0		0-0-0							
4-4-0		0-0-0		0-0-0		AWAY		0-0-0		1-0-0		3-4-0							
8-5-0		0-0-0		0-0-0		NEUTRAL		3-4-0		2-0-0		3-1-0							
13-11-0		0-2-0		1-0-0		NON-CONFERENCE		3-4-0		6-1-0		3-4-0							
4-3-0		0-2-0		1-0-0		HOME		0-0-0		3-1-0		0-0-0							
1-3-0		0-0-0		0-0-		AWAY		0-0-0		1-0-0		0-3-0							
8-5-0		0-0-0		0-0-0		NEUTRAL		3-4-0		2-0-0		3-1-0							
3-1-0		0-0-0		0-0-0		CONFERENCE		0-0-0		0-0-0		3-1-0							
0-0-0		0-0-0		0-0-0		HOME		0-0-0		0-0-0		0-0-0							
3-1-0		0-0-0		0-0-0		AWAY		0-0-0		0-0-0		3-1-0							
0-0-0		0-0-0		0-0-0		NEUTRAL		0-0-0		0-0-0		0-0-0							
RPI S	Opponent	Score		RPI S	Opponent	Score		RPI S	Opponent	Score		RPI S	Opponent	Score					
10 H	Washington	0	5	43 H	Notre Dame	4	2	51 N	Fresno St.	6	4	101 A	UC Santa Barbara	5	1				
25 H	Oregon St.	2	7					53 N	Boise St.	0	4	113 H	Valparaiso	1	0				
								63 N	Houston	3	1	121 H	Quinnipiac	9	0				
								83 N	Wisconsin	3	6	121 H	Quinnipiac	2	3				
								83 N	Wisconsin	10	9	127 H	UC Davis	7	6				
								91 N	UNLV	1	2	139 N	Cal Poly	2	1				
								91 N	UNLV	3	7	150 N	Cal St. Northridge	3	2				
												175 A	Nevada	6	9				
												175 A	Nevada	5	6				
												175 A	Nevada	6	7				
												175 N	Nevada	2	1				
												175 N	Nevada	2	3				
												192 N	Utah St.	4	0				
												201 A	CSU Bakersfield	3	4				
												201 A	CSU Bakersfield	2	1				
												201 A	CSU Bakersfield	6	1				
												201 A	CSU Bakersfield	5	0				
												219 N	Maine	7	4				
LAST 10 GAMES																			
201 A	CSU Bakersfield	3	4	121 H	Quinnipiac	9	0	201 A	CSU Bakersfield	5	0	121 H	Quinnipiac	2	3				
201 A	CSU Bakersfield	6	1	175 A	Nevada	6	7	201 A	CSU Bakersfield	2	1	175 A	Nevada	6	7				
201 A	CSU Bakersfield	2	1	83 N	Wisconsin	10	9	201 A	CSU Bakersfield	6	1	83 N	Wisconsin	10	9				
113 H	Valparaiso	1	0	175 A	Nevada	6	9	201 A	CSU Bakersfield	5	0	175 A	Nevada	6	9				

Non-Div. I Games:

San Diego

Average RPI Win: 125		WON-LOST	WINNING	LAST 10	STRENGTH OF		OPP. STRENGTH	TEAM	ADJ	CONF.	ADJ CONF.
Average RPI Loss: 77		RECORD	PCT. RANK	GAMES	SCHEDULE		OF SCHEDULE	RPI	RPI	RPI	RPI
DIV. I ONLY		8-22-0	.26667	254	1-8-0		25	76	143	.49382	139
DIV. I NON-CONF.		7-20-0	.25926	241	0-6-0		12	55	134	.50233	129
TOTALS		RPI 1-25	RPI 26-50		W-L RECORDS		RPI 51-100		RPI 101-150		RPI 150+
8-22-0	0-5-0	2-2-0		OVERALL		1-10-0		0-2-0		5-3-0	
1-9-0	0-2-0	0-0-0		HOME		0-5-0		0-0-0		1-2-0	
0-2-0	0-1-0	0-1-0		AWAY		0-0-0		0-0-0		0-0-0	
7-11-0	0-2-0	2-1-0		NEUTRAL		1-5-0		0-2-0		4-1-0	
7-20-0	0-5-0	2-2-0		NON-CONFERENCE		1-10-0		0-2-0		4-1-0	
0-7-0	0-2-0	0-0-0		HOME		0-5-0		0-0-0		0-0-0	
0-2-0	0-1-0	0-0-		AWAY		0-0-0		0-0-0		0-0-0	
7-11-0	0-2-0	2-1-0		NEUTRAL		1-5-0		0-2-0		4-1-0	
1-2-0	0-0-0	0-0-0		CONFERENCE		0-0-0		0-0-0		1-2-0	
1-2-0	0-0-0	0-0-0		HOME		0-0-0		0-0-0		1-2-0	
0-0-0	0-0-0	0-0-0		AWAY		0-0-0		0-0-0		0-0-0	
0-0-0	0-0-0	0-0-0		NEUTRAL		0-0-0		0-0-0		0-0-0	
RPI S	Opponent	Score		RPI S	Opponent	Score		RPI S	Opponent	Score	
1 N	California	1	4	27 A	Stanford	0	10	53 N	Boise St.	1	7
5 A	Arizona St.	0	8	29 N	Texas Tech	3	0	58 H	Lipscomb	1	2
7 N	Oregon	1	11	32 N	Georgia Tech	5	8	58 H	Lipscomb	3	12
21 H	UCLA	0	14	34 N	New Mexico	4	2	59 N	Nebraska	14	7
21 H	UCLA	5	14					79 N	Ole Miss	4	6
								85 N	Portland St.	0	9
								91 H	UNLV	1	4
								92 N	San Jose St.	3	15
								92 N	San Jose St.	4	8
								94 H	Ball St.	2	3
								94 H	Ball St.	4	9
LAST 10 GAMES											
156 H	Cal St. Fullerton	0	7	91 H	UNLV	1	4	138 N	San Diego	1	2
156 H	Cal St. Fullerton	4	1	58 H	Lipscomb	3	12	141 N	Colorado St.	2	5
156 H	Cal St. Fullerton	2	10	94 H	Ball St.	4	9	156 H	Cal St. Fullerton	4	1
21 H	UCLA	5	14	58 H	Lipscomb	1	2	156 H	Cal St. Fullerton	0	7
21 H	UCLA	0	14	94 H	Ball St.	2	3	156 H	Cal St. Fullerton	2	10
								166 N	Charlotte	3	2
								170 N	Saint Joseph's	6	4
								175 N	Nevada	8	2
								192 N	Utah St.	0	1
								207 N	James Madison	4	3

Non-Div. I Games:

Cal Poly

U
M
K
C

UMKC

Average RPI Win: 173		WON-LOST	WINNING	LAST 10	STRENGTH OF		OPP. STRENGTH	TEAM	ADJ	CONF.	ADJ CONF.
Average RPI Loss: 97		RECORD	PCT. RANK	GAMES	SCHEDULE		OF SCHEDULE	RPI	RPI	RPI	RPI
DIV. I ONLY		17-18-0	.48571	141	7-3-0		145	115	139	.49231	141
DIV. I NON-CONF.		17-18-0	.48571	139	7-3-0		155	127	140	.49231	141
TOTALS		RPI 1-25	RPI 26-50		W-L RECORDS		RPI 51-100		RPI 101-150		RPI 150+
17-18-0		0-3-0	0-2-0		OVERALL		3-6-0		2-3-0		12-4-0
4-2-0		0-0-0	0-0-0		HOME		1-1-0		0-0-0		3-1-0
2-7-0		0-2-0	0-1-0		AWAY		1-2-0		1-2-0		0-0-0
11-9-0		0-1-0	0-1-0		NEUTRAL		1-3-0		1-1-0		9-3-0
17-18-0		0-3-0	0-2-0		NON-CONFERENCE		3-6-0		2-3-0		12-4-0
4-2-0		0-0-0	0-0-0		HOME		1-1-0		0-0-0		3-1-0
2-7-0		0-2-0	0-0-		AWAY		1-2-0		1-2-0		0-0-0
11-9-0		0-1-0	0-1-0		NEUTRAL		1-3-0		1-1-0		9-3-0
0-0-0		0-0-0	0-0-0		CONFERENCE		0-0-0		0-0-0		0-0-0
0-0-0		0-0-0	0-0-0		HOME		0-0-0		0-0-0		0-0-0
0-0-0		0-0-0	0-0-0		AWAY		0-0-0		0-0-0		0-0-0
0-0-0		0-0-0	0-0-0		NEUTRAL		0-0-0		0-0-0		0-0-0
RPI S	Opponent	Score	RPI S	Opponent	Score	RPI S	Opponent	Score	RPI S	Opponent	Score
4 A	Texas	0 6	27 A	Stanford	0 11	59 N	Nebraska	2 10	119 N	Iowa St.	3 4
4 A	Texas	0 8	48 N	Northwestern	1 8	64 N	Ohio St.	8 9	137 A	Sacramento St.	0 1
25 N	Oregon St.	2 4				73 A	Pacific	6 5	139 N	Cal Poly	5 2
						74 A	New Mexico St.	2 5	149 A	UC Riverside	1 3
						74 A	New Mexico St.	1 4	149 A	UC Riverside	10 2
						79 N	Ole Miss	2 5	153 N	UTSA	10 2
						92 N	San Jose St.	3 1	156 N	Cal St. Fullerton	10 13
						99 H	UNI	16 13	156 N	Cal St. Fullerton	9 3
						99 H	UNI	2 8	158 N	Long Beach St.	7 6
									163 H	Weber St.	5 6
									163 N	Weber St.	15 14
									169 H	Northern Colo.	8 0
									185 H	St. Mary's (CA)	11 10
									185 H	St. Mary's (CA)	4 3
									207 N	James Madison	6 5
									212 N	Stephen F. Austin	4 9
									223 N	Akron	3 2
									251 N	Princeton	3 5
									254 N	Santa Clara	3 2
									267 N	Brown	4 3
									267 N	Brown	1 0
			LAST 10 GAMES								
			169 H	Northern Colo.	8 0	254 N	Santa Clara	3 2			
			267 N	Brown	4 3	137 A	Sacramento St.	0 1			
			149 A	UC Riverside	1 3	223 N	Akron	3 2			
			149 A	UC Riverside	10 2	251 N	Princeton	3 5			
			267 N	Brown	1 0	73 A	Pacific	6 5			

Non-Div. I Games:

Colorado St.

Average RPI Win:		181	WON-LOST RECORD		WINNING PCT. RANK		LAST 10 GAMES		STRENGTH OF SCHEDULE		OPP. STRENGTH OF SCHEDULE		TEAM RPI		ADJ RPI		CONF. RPI		ADJ CONF. RPI				
DIV. I ONLY			20-14-0		.58824 91		5-5-0		224		127		140		.4921 142		21		22				
DIV. I NON-CONF.			12-10-0		.54545 106		2-2-0		150		84		111		.51513 111		23		23				
TOTALS		RPI 1-25		RPI 26-50		W-L RECORDS		RPI 51-100		RPI 101-150		RPI 150+											
20-14-0		0-2-0		0-1-0		OVERALL		5-3-0		2-3-0		13-5-0											
13-5-0		0-0-0		0-0-0		HOME		2-0-0		2-3-0		9-2-0											
3-7-0		0-2-0		0-0-0		AWAY		2-3-0		0-0-0		1-2-0											
4-2-0		0-0-0		0-1-0		NEUTRAL		1-0-0		0-0-0		3-1-0											
12-10-0		0-2-0		0-1-0		NON-CONFERENCE		5-3-0		0-2-0		7-2-0											
6-3-0		0-0-0		0-0-0		HOME		2-0-0		0-2-0		4-1-0											
2-5-0		0-2-0		0-0-		AWAY		2-3-0		0-0-0		0-0-0											
4-2-0		0-0-0		0-1-0		NEUTRAL		1-0-0		0-0-0		3-1-0											
8-4-0		0-0-0		0-0-0		CONFERENCE		0-0-0		2-1-0		6-3-0											
7-2-0		0-0-0		0-0-0		HOME		0-0-0		2-1-0		5-1-0											
1-2-0		0-0-0		0-0-0		AWAY		0-0-0		0-0-0		1-2-0											
0-0-0		0-0-0		0-0-0		NEUTRAL		0-0-0		0-0-0		0-0-0											
RPI	S	Opponent		Score		RPI	S	Opponent		Score		RPI	S	Opponent		Score							
19	A	Arizona		0 8		49	N	UAB		0 2		61	A	Utah		2 18		123	H	Utah Valley		2 5	
19	A	Arizona		1 9								61	A	Utah		3 8		123	H	Utah Valley		3 11	
												82	N	Western Ky.		5 4		140	H	UMKC		2 5	
												91	H	UNLV		3 2		140	H	UMKC		9 6	
												91	H	UNLV		9 1		140	H	UMKC		5 3	
												92	A	San Jose St.		7 2		160	A	Western Ill.		11 6	
												92	A	San Jose St.		5 4		160	A	Western Ill.		0 8	
												92	A	San Jose St.		4 6		160	A	Western Ill.		0 8	
																		163	H	Weber St.		3 6	
																		163	H	Weber St.		13 4	
																		163	H	Weber St.		8 6	
																		179	N	North Dakota		1 6	
																		179	N	North Dakota		4 1	
																		192	H	Utah St.		9 3	
																		192	H	Utah St.		7 2	
																		254	N	Santa Clara		8 2	
																		254	N	Santa Clara		6 1	
																		264	H	Oakland		9 0	
																		264	H	Oakland		10 1	
																		264	H	Oakland		10 2	
																		268	H	South Dakota		5 0	
																		268	H	South Dakota		8 9	
																		268	H	South Dakota		12 2	
				LAST 10 GAMES																			
						140 H UMKC		9 6				160 A Western Ill.		11 6									
						140 H UMKC		2 5				160 A Western Ill.		0 8									
						140 H UMKC		5 3				160 A Western Ill.		0 8									
						91 H UNLV		9 1				61 A Utah		2 18									
						91 H UNLV		3 2				61 A Utah		3 8									

Non-Div. I Games:

Southern Utah

Average RPI Win:	207	WON-LOST RECORD	WINNING PCT. RANK	LAST 10 GAMES	STRENGTH OF SCHEDULE	OPP. STRENGTH OF SCHEDULE	TEAM RPI	ADJ RPI	CONF. RPI	ADJ CONF. RPI					
DIV. I ONLY		25-13-0	.65789	59	5-5-0	257	210	142	.4913	143	18	18			
DIV. I NON-CONF.		20-10-0	.66667	55	0-2-0	248	229	132	.50018	134	15	15			
<hr/>															
TOTALS	RPI 1-25	RPI 26-50		W-L RECORDS		RPI 51-100		RPI 101-150		RPI 150+					
25-13-0	0-0-0	0-3-0		OVERALL		2-1-0		3-4-0		20-5-0					
8-3-0	0-0-0	0-0-0		HOME		1-0-0		1-2-0		6-1-0					
8-4-0	0-0-0	0-2-0		AWAY		0-0-0		0-0-0		8-2-0					
9-6-0	0-0-0	0-1-0		NEUTRAL		1-1-0		2-2-0		6-2-0					
20-10-0	0-0-0	0-3-0		NON-CONFERENCE		2-1-0		3-2-0		15-4-0					
5-0-0	0-0-0	0-0-0		HOME		1-0-0		1-0-0		3-0-0					
6-4-0	0-0-0	0-0-		AWAY		0-0-0		0-0-0		6-2-0					
9-6-0	0-0-0	0-1-0		NEUTRAL		1-1-0		2-2-0		6-2-0					
5-3-0	0-0-0	0-0-0		CONFERENCE		0-0-0		0-2-0		5-1-0					
3-3-0	0-0-0	0-0-0		HOME		0-0-0		0-2-0		3-1-0					
2-0-0	0-0-0	0-0-0		AWAY		0-0-0		0-0-0		2-0-0					
0-0-0	0-0-0	0-0-0		NEUTRAL		0-0-0		0-0-0		0-0-0					
RPI	S	Opponent	Score	RPI	S	Opponent	Score	RPI	S	Opponent	Score				
				34	A	New Mexico	8 10	67	N	Georgia St.	3 4				
				34	A	New Mexico	3 5	79	H	Ole Miss	6 5				
				46	N	Purdue	6 8	81	N	Boston College	7 2				
										103	N Indiana	2 6			
										112	H A&M-Corpus Christi	6 7			
										112	H A&M-Corpus Christi	4 5			
										125	H Missouri St.	2 0			
										126	N Saint Louis	7 4			
										135	N Villanova	1 4			
										146	N Robert Morris	5 3			
										161	H Sam Houston St.	6 0			
										161	H Sam Houston St.	5 1			
										169	N Northern Colo.	0 1			
										171	N Bradley	10 1			
										178	A Mississippi Val.	0 1			
										191	A Louisiana Tech	9 7			
										191	H Louisiana Tech	4 3			
										210	A Southern Miss.	10 9			
										210	A Southern Miss.	7 1			
										214	H Northwestern St.	3 5			
										214	H Northwestern St.	6 1			
										227	A Jackson St.	0 1			
										230	N Toledo	4 3			
										234	N Rhode Island	10 2			
										234	N Rhode Island	5 6			
										239	N South Dakota St.	2 1			
										246	A Southeastern La.	5 3			
										246	A Southeastern La.	2 0			
										256	N Bryant	7 3			
										261	N Hampton	6 0			
				LAST 10 GAMES											
				112	H	A&M-Corpus Christi	6 7	161	H	Sam Houston St.	5 1	239	N	South Dakota St.	2 1
				112	H	A&M-Corpus Christi	4 5	178	A	Mississippi Val.	0 1	246	A	Southeastern La.	5 3
				214	H	Northwestern St.	3 5	227	A	Jackson St.	0 1	246	A	Southeastern La.	2 0
				214	H	Northwestern St.	6 1	246	A	Southeastern La.	5 3	256	N	Bryant	7 3
				161	H	Sam Houston St.	6 0	246	A	Southeastern La.	2 0	261	N	Hampton	6 0

Non-Div. I Games:

Central Ark.

RPI	S	Opponent	Score	
277	A	Alcorn St.	12	0
279	A	Ark.-Pine Bluff	11	0
279	A	Ark.-Pine Bluff	17	0
279	H	Ark.-Pine Bluff	8	0
279	H	Ark.-Pine Bluff	9	0

Central Ark.

C
e
n
t
r
a
l
A
r
k
.

C
e
n
t
r
a
l
A
r
k
.

Average RPI Win: 158		WON-LOST RECORD		WINNING PCT. RANK		LAST 10 GAMES		STRENGTH OF SCHEDULE		OPP. STRENGTH OF SCHEDULE		TEAM RPI		ADJ RPI		CONF. RPI		ADJ CONF. RPI	
DIV. I ONLY		16-20-0		.44444 168		5-5-0		125		119		144		.49099 144		23		21	
DIV. I NON-CONF.		6-15-0		.28571 233		1-1-0		68		39		171		.47967 164		21		21	
TOTALS		RPI 1-25		RPI 26-50		W-L RECORDS		RPI 51-100		RPI 101-150		RPI 150+							
16-20-0		0-1-0		2-2-0		OVERALL		1-8-0		3-2-0		10-7-0							
7-6-0		0-0-0		0-0-0		HOME		0-3-0		1-1-0		6-2-0							
7-4-0		0-0-0		2-0-0		AWAY		0-1-0		2-1-0		3-2-0							
2-10-0		0-1-0		0-2-0		NEUTRAL		1-4-0		0-0-0		1-3-0							
6-15-0		0-1-0		2-2-0		NON-CONFERENCE		1-8-0		1-1-0		2-3-0							
2-4-0		0-0-0		0-0-0		HOME		0-3-0		1-1-0		1-0-0							
2-1-0		0-0-0		2-0-		AWAY		0-1-0		0-0-0		0-0-0							
2-10-0		0-1-0		0-2-0		NEUTRAL		1-4-0		0-0-0		1-3-0							
10-5-0		0-0-0		0-0-0		CONFERENCE		0-0-0		2-1-0		8-4-0							
5-2-0		0-0-0		0-0-0		HOME		0-0-0		0-0-0		5-2-0							
5-3-0		0-0-0		0-0-0		AWAY		0-0-0		2-1-0		3-2-0							
0-0-0		0-0-0		0-0-0		NEUTRAL		0-0-0		0-0-0		0-0-0							
RPI	S	Opponent		Score		RPI	S	Opponent		Score		RPI	S	Opponent		Score			
2	N	Alabama		0 3		31	N	Mississippi St.		1 8		52	N	Kentucky		1 2			
						32	A	Georgia Tech		13 6		55	H	Southern Ill.		9 10			
						47	N	Radford		2 3		58	N	Lipscomb		0 2			
						49	A	UAB		6 5		60	A	Ga. Southern		4 7			
												67	H	Georgia St.		3 5			
												67	H	Georgia St.		2 4			
												72	N	North Florida		3 2			
												82	N	Western Ky.		5 6			
												93	N	Albany (NY)		5 6			
														128 H Middle Tenn.		8 7			
														128 H Middle Tenn.		2 10			
														145 A Murray St.		1 2			
														145 A Murray St.		6 0			
														145 A Murray St.		8 5			
														172 A Tennessee Tech		6 0			
														172 A Tennessee Tech		5 1			
														172 H Tennessee Tech		1 4			
														176 N Western Caro.		4 6			
														183 H Eastern Ky.		3 1			
														183 H Eastern Ky.		5 4			
														183 H Eastern Ky.		4 8			
														186 H Eastern Ill.		5 2			
														186 H Eastern Ill.		5 0			
														186 H Eastern Ill.		7 1			
														188 N Memphis		5 10			
														194 N Furman		5 6			
														198 N UNC Greensboro		8 3			
														242 A Morehead St.		2 10			
														242 A Morehead St.		1 4			
														242 A Morehead St.		7 4			
														246 H Southeastern La.		15 10			
LAST 10 GAMES																			
						242	A	Morehead St.		7 4		128	H	Middle Tenn.		8 7			
						242	A	Morehead St.		2 10		183	H	Eastern Ky.		3 1			
						242	A	Morehead St.		1 4		183	H	Eastern Ky.		4 8			
						172	H	Tennessee Tech		1 4		183	H	Eastern Ky.		5 4			
						128	H	Middle Tenn.		2 10		172	A	Tennessee Tech		5 1			

Non-Div. I Games:

Jacksonville St.

Average RPI Win: 209		WON-LOST	WINNING	LAST 10	STRENGTH OF		OPP. STRENGTH	TEAM	ADJ	CONF.	ADJ CONF.
Average RPI Loss: 134		RECORD	PCT. RANK	GAMES	SCHEDULE		OF SCHEDULE	RPI	RPI	RPI	RPI
DIV. I ONLY		18-14-0	.5625	104	7-3-0		190	217	145	.48684	146
DIV. I NON-CONF.		13-11-0	.54167	110	2-0-0		199	208	153	.48613	154
TOTALS		RPI 1-25	RPI 26-50		W-L RECORDS		RPI 51-100		RPI 101-150		RPI 150+
18-14-0		0-1-0	0-1-0		OVERALL		0-3-0		3-3-0		15-6-0
4-2-0		0-0-0	0-0-0		HOME		0-0-0		1-1-0		3-1-0
5-3-0		0-1-0	0-0-0		AWAY		0-0-0		0-0-0		5-2-0
9-9-0		0-0-0	0-1-0		NEUTRAL		0-3-0		2-2-0		7-3-0
13-11-0		0-1-0	0-1-0		NON-CONFERENCE		0-3-0		2-2-0		11-4-0
2-0-0		0-0-0	0-0-0		HOME		0-0-0		0-0-0		2-0-0
2-2-0		0-1-0	0-0-		AWAY		0-0-0		0-0-0		2-1-0
9-9-0		0-0-0	0-1-0		NEUTRAL		0-3-0		2-2-0		7-3-0
5-3-0		0-0-0	0-0-0		CONFERENCE		0-0-0		1-1-0		4-2-0
2-2-0		0-0-0	0-0-0		HOME		0-0-0		1-1-0		1-1-0
3-1-0		0-0-0	0-0-0		AWAY		0-0-0		0-0-0		3-1-0
0-0-0		0-0-0	0-0-0		NEUTRAL		0-0-0		0-0-0		0-0-0
RPI S	Opponent	Score	RPI S	Opponent	Score	RPI S	Opponent	Score	RPI S	Opponent	Score
11 A	Hawaii	0 9	47 N	Radford	1 3	55 N	Southern Ill.	1 2	104 N	Kennesaw St.	5 4
						67 N	Georgia St.	0 5	115 H	Fairleigh Dickinson	12 11
						80 N	Stony Brook	0 1	115 H	Fairleigh Dickinson	0 2
									126 N	Saint Louis	1 2
									134 N	Ohio	1 0
									143 N	Central Ark.	3 5
									168 N	Marist	6 7
									170 N	Saint Joseph's	0 2
									180 H	Monmouth	2 3
									180 H	Monmouth	5 2
									182 A	Campbell	5 1
									188 A	LIU Brooklyn	10 3
									188 A	LIU Brooklyn	8 2
									202 N	Georgetown	1 0
									205 N	Buffalo	0 3
									213 N	Towson	3 2
									234 N	Rhode Island	8 4
									236 N	Siena	2 1
									236 N	Siena	3 1
									249 A	George Washington	1 2
									250 H	Cleveland St.	10 9
									250 H	Cleveland St.	7 5
									259 A	Wagner	4 3
									259 A	Wagner	7 8
									265 N	Alabama St.	6 5
									266 A	Coppin St.	14 3
									267 N	Brown	4 2
LAST 10 GAMES			LAST 10 GAMES			LAST 10 GAMES			LAST 10 GAMES		
			115 H	Fairleigh Dickinson	12 11	250 H	Cleveland St.	10 9			
			115 H	Fairleigh Dickinson	0 2	259 A	Wagner	7 8			
			180 H	Monmouth	2 3	259 A	Wagner	4 3			
			180 H	Monmouth	5 2	188 A	LIU Brooklyn	10 3			
			250 H	Cleveland St.	7 5	188 A	LIU Brooklyn	8 2			

Non-Div. I Games:

Robert Morris

Average RPI Win:		201	WON-LOST RECORD		WINNING PCT. RANK		LAST 10 GAMES		STRENGTH OF SCHEDULE		OPP. STRENGTH OF SCHEDULE		TEAM RPI		ADJ RPI		CONF. RPI		ADJ CONF. RPI				
DIV. I ONLY			14-18-0		.4375 172		5-4-0		138		109		151		.48649 148		13		13				
DIV. I NON-CONF.			11-17-0		.39286 184		2-3-0		122		122		164		.48071 161		13		13				
TOTALS			RPI 1-25		RPI 26-50		W-L RECORDS		RPI 51-100		RPI 101-150		RPI 150+										
14-18-0			0-3-0		0-3-0		OVERALL		1-5-0		1-4-0		12-3-0										
0-1-0			0-0-0		0-0-0		HOME		0-1-0		0-0-0		0-0-0										
5-11-0			0-3-0		0-3-0		AWAY		0-4-0		1-1-0		4-0-0										
9-6-0			0-0-0		0-0-0		NEUTRAL		1-0-0		0-3-0		8-3-0										
11-17-0			0-3-0		0-3-0		NON-CONFERENCE		1-5-0		0-3-0		10-3-0										
0-1-0			0-0-0		0-0-0		HOME		0-1-0		0-0-0		0-0-0										
2-10-0			0-3-0		0-0-		AWAY		0-4-0		0-0-0		2-0-0										
9-6-0			0-0-0		0-0-0		NEUTRAL		1-0-0		0-3-0		8-3-0										
3-1-0			0-0-0		0-0-0		CONFERENCE		0-0-0		1-1-0		2-0-0										
0-0-0			0-0-0		0-0-0		HOME		0-0-0		0-0-0		0-0-0										
3-1-0			0-0-0		0-0-0		AWAY		0-0-0		1-1-0		2-0-0										
0-0-0			0-0-0		0-0-0		NEUTRAL		0-0-0		0-0-0		0-0-0										
RPI	S	Opponent		Score		RPI	S	Opponent		Score		RPI	S	Opponent		Score							
3	A	Florida		1	2	36	A	UCF		2	7	58	H	Lipscomb		3	11	109	N	Fla. Gulf Coast		0	1
3	A	Florida		0	16	36	A	UCF		6	8	75	A	Jacksonville		0	8	109	N	Fla. Gulf Coast		1	5
22	A	Michigan		2	10	36	A	UCF		3	4	75	A	Jacksonville		0	2	111	A	Kent St.		1	6
												75	N	Jacksonville		6	2	111	A	Kent St.		7	4
												86	A	IPFW		0	5	128	N	Middle Tenn.		5	6
												86	A	IPFW		3	4	167	N	Seton Hall		7	1
																		182	N	Campbell		1	3
																		182	N	Campbell		0	5
																		190	N	Drake		4	0
																		194	N	Gardner-Webb		5	0
																		194	N	Gardner-Webb		6	2
																		200	N	Dayton		1	7
																		205	A	Buffalo		6	5
																		205	A	Buffalo		13	4
																		206	N	Loyola Chicago		2	0
																		235	N	Niagara		5	0
																		235	N	Niagara		5	4
																		264	A	Oakland		10	2
																		264	A	Oakland		13	0
																		265	N	Alabama St.		5	0
LAST 10 GAMES																							
						111	A	Kent St.		7	4	264	A	Oakland		10	2						
						111	A	Kent St.		1	6	86	A	IPFW		3	4						
						205	A	Buffalo		6	5	86	A	IPFW		0	5						
						205	A	Buffalo		13	4	22	A	Michigan		2	10						
						264	A	Oakland		13	0	206	N	Loyola Chicago		2	0						

Average RPI Win:		187	WON-LOST RECORD		WINNING PCT. RANK		LAST 10 GAMES		STRENGTH OF SCHEDULE		OPP. STRENGTH OF SCHEDULE		TEAM RPI		ADJ RPI		CONF. RPI		ADJ CONF. RPI										
DIV. I ONLY			18-16-0		.52941 116		6-4-0		196		125		147		.48567 149		12		12										
DIV. I NON-CONF.			17-15-0		.53125 119		5-3-0		188		149		145		.48952 145		12		12										
TOTALS		RPI 1-25		RPI 26-50		W-L RECORDS		RPI 51-100		RPI 101-150		RPI 150+																	
18-16-0		0-2-0		0-0-0		OVERALL		2-6-0		3-6-0		13-2-0																	
16-6-0		0-0-0		0-0-0		HOME		2-2-0		2-3-0		12-1-0																	
1-2-0		0-0-0		0-0-0		AWAY		0-1-0		1-1-0		0-0-0																	
1-8-0		0-2-0		0-0-0		NEUTRAL		0-3-0		0-2-0		1-1-0																	
17-15-0		0-2-0		0-0-0		NON-CONFERENCE		2-6-0		2-5-0		13-2-0																	
16-6-0		0-0-0		0-0-0		HOME		2-2-0		2-3-0		12-1-0																	
0-1-0		0-0-0		0-0-		AWAY		0-1-0		0-0-0		0-0-0																	
1-8-0		0-2-0		0-0-0		NEUTRAL		0-3-0		0-2-0		1-1-0																	
1-1-0		0-0-0		0-0-0		CONFERENCE		0-0-0		1-1-0		0-0-0																	
0-0-0		0-0-0		0-0-0		HOME		0-0-0		0-0-0		0-0-0																	
1-1-0		0-0-0		0-0-0		AWAY		0-0-0		1-1-0		0-0-0																	
0-0-0		0-0-0		0-0-0		NEUTRAL		0-0-0		0-0-0		0-0-0																	
RPI	S	Opponent		Score		RPI	S	Opponent		Score		RPI	S	Opponent		Score													
1	N	California		0	10							51	A	Fresno St.		3	7	116	H	Michigan St.		6	15						
11	N	Hawaii		0	8							61	N	Utah		1	9	121	H	Quinnipiac		2	3						
												65	N	North Dakota St.		4	5	121	H	Quinnipiac		3	2						
												69	H	South Carolina		4	9	127	A	UC Davis		1	3						
												85	H	Portland St.		5	0	127	A	UC Davis		8	0						
												85	H	Portland St.		8	0	137	N	Sacramento St.		0	2						
												88	H	Loyola Marymount		6	7	137	N	Sacramento St.		4	9						
												92	N	San Jose St.		1	9	141	H	Colorado St.		3	1						
																		141	H	Colorado St.		2	10						
																		170	H	Saint Joseph's		2	1						
																		170	H	Saint Joseph's		4	0						
																		183	H	Eastern Ky.		7	6						
																		183	H	Eastern Ky.		16	8						
																		192	N	Utah St.		1	5						
																		201	H	CSU Bakersfield		4	3						
																		201	H	CSU Bakersfield		2	1						
																		215	H	Ill.-Chicago		9	1						
																		219	H	Maine		4	3						
																		230	N	Toledo		6	3						
																		245	H	Idaho St.		3	2						
																		254	H	Santa Clara		7	4						
																		267	H	Brown		3	1						
																		268	H	South Dakota		4	7						
																		268	H	South Dakota		12	4						
																		</											

Non-Div. I Games:

UC Riverside

Average RPI Win:		131	WON-LOST RECORD		WINNING PCT. RANK	LAST 10 GAMES	STRENGTH OF SCHEDULE		OPP. STRENGTH OF SCHEDULE	TEAM RPI	ADJ RPI	CONF. RPI	ADJ CONF. RPI
Average RPI Loss:		65											
DIV. I ONLY			6-24-0		.2 271	2-8-0	13		63	152	.48477 150	12	12
DIV. I NON-CONF.			5-23-0		.17857 265	1-7-0	11		61	166	.47862 165	12	12
TOTALS		RPI 1-25	RPI 26-50		W-L RECORDS		RPI 51-100		RPI 101-150		RPI 150+		
6-24-0	0-7-0		0-4-0		OVERALL		3-8-0		0-3-0		3-2-0		
1-5-0	0-2-0		0-0-0		HOME		0-0-0		0-2-0		1-1-0		
1-3-0	0-0-0		0-0-0		AWAY		1-3-0		0-0-0		0-0-0		
4-16-0	0-5-0		0-4-0		NEUTRAL		2-5-0		0-1-0		2-1-0		
5-23-0	0-7-0		0-4-0		NON-CONFERENCE		2-7-0		0-3-0		3-2-0		
1-5-0	0-2-0		0-0-0		HOME		0-0-0		0-2-0		1-1-0		
0-2-0	0-0-0		0-0-0		AWAY		0-2-0		0-0-0		0-0-0		
4-16-0	0-5-0		0-4-0		NEUTRAL		2-5-0		0-1-0		2-1-0		
1-1-0	0-0-0		0-0-0		CONFERENCE		1-1-0		0-0-0		0-0-0		
0-0-0	0-0-0		0-0-0		HOME		0-0-0		0-0-0		0-0-0		
1-1-0	0-0-0		0-0-0		AWAY		1-1-0		0-0-0		0-0-0		
0-0-0	0-0-0		0-0-0		NEUTRAL		0-0-0		0-0-0		0-0-0		
RPI S	Opponent	Score	RPI S	Opponent	Score	RPI S	Opponent	Score	RPI S	Opponent	Score		
1 N	California	0 7	26 N	Syracuse	2 10	51 N	Fresno St.	8 5	108 H	Harvard	2 5		
4 N	Texas	0 4	27 N	Stanford	1 13	53 N	Boise St.	3 5	108 H	Harvard	0 3		
11 N	Hawaii	0 8	41 N	BYU	1 11	56 N	San Diego St.	1 7	138 N	San Diego	2 3		
19 N	Arizona	0 8	41 N	BYU	1 4	59 N	Nebraska	2 10	175 N	Nevada	4 3		
20 N	LSU	0 11				61 N	Utah	2 12	192 N	Utah St.	9 12		
25 H	Oregon St.	1 5				73 A	Pacific	1 9	192 N	Utah St.	4 2		
25 H	Oregon St.	1 13				73 A	Pacific	4 3	219 H	Maine	0 1		
						76 N	Iowa	1 0	219 H	Maine	2 1		
						87 N	Western Mich.	0 9					
						88 A	Loyola Marymount	0 9					
						88 A	Loyola Marymount	1 2					
LAST 10 GAMES													
			73 A	Pacific	1 9	88 A	Loyola Marymount	0 9					
			73 A	Pacific	4 3	219 H	Maine	0 1					
			25 H	Oregon St.	1 5	108 H	Harvard	2 5					
			25 H	Oregon St.	1 13	108 H	Harvard	0 3					
			88 A	Loyola Marymount	1 2	219 H	Maine	2 1					

Non-Div. I Games:

Cal St. Northridge

Average RPI Win:	236	WON-LOST	WINNING	LAST 10	STRENGTH OF	OPP. STRENGTH	TEAM	ADJ	CONF.	ADJ CONF.	
Average RPI Loss:	140	RECORD	PCT. RANK	GAMES	SCHEDULE	OF SCHEDULE	RPI	RPI	RPI	RPI	
DIV. I ONLY	19-6-1	.75	23	8-1-1	281	239	149	.48457	151	26	25
DIV. I NON-CONF.	14-5-1	.725	39	3-0-1	279	273	150	.48666	153	26	26
TOTALS	RPI 1-25	RPI 26-50	W-L RECORDS		RPI 51-100	RPI 101-150		RPI 150+			
19-6-1	0-0-0	0-0-0	OVERALL		0-1-0	0-2-0		19-3-1			
7-1-0	0-0-0	0-0-0	HOME		0-0-0	0-0-0		7-1-0			
2-1-1	0-0-0	0-0-0	AWAY		0-1-0	0-0-0		2-0-1			
10-4-0	0-0-0	0-0-0	NEUTRAL		0-0-0	0-2-0		10-2-0			
14-5-1	0-0-0	0-0-0	NON-CONFERENCE		0-1-0	0-2-0		14-2-1			
2-0-0	0-0-0	0-0-0	HOME		0-0-0	0-0-0		2-0-0			
2-1-1	0-0-0	0-0-	AWAY		0-1-0	0-0-0		2-0-1			
10-4-0	0-0-0	0-0-0	NEUTRAL		0-0-0	0-2-0		10-2-0			
5-1-0	0-0-0	0-0-0	CONFERENCE		0-0-0	0-0-0		5-1-0			
5-1-0	0-0-0	0-0-0	HOME		0-0-0	0-0-0		5-1-0			
0-0-0	0-0-0	0-0-0	AWAY		0-0-0	0-0-0		0-0-0			
0-0-0	0-0-0	0-0-0	NEUTRAL		0-0-0	0-0-0		0-0-0			
RPI S	Opponent	Score	RPI S	Opponent	Score	RPI S	Opponent	Score	RPI S	Opponent	Score
						84 A	S.C. Upstate	0 4	115 N	Fairleigh Dickinson	1 3
									123 N	Utah Valley	0 8
									154 N	Fairfield	0 4
									168 N	Marist	12 7
									169 N	Northern Colo.	3 2
									176 N	Western Caro.	11 3
									181 H	Butler	6 5
									181 H	Butler	4 5
									181 H	Butler	4 1
									184 N	Army	4 5
									223 A	Akron	5 5
									223 A	Akron	7 6
									235 H	Niagara	5 1
									235 H	Niagara	10 1
									240 N	Rider	2 1
									250 H	Cleveland St.	3 2
									250 H	Cleveland St.	7 1
									250 H	Cleveland St.	10 8
									269 N	UNC Wilmington	6 1
									272 N	Bucknell	9 0
									273 A	N.C. A&T	11 3
									275 N	Columbia	7 2
									278 N	Howard	15 7
									280 N	Saint Peter's	9 1
									281 N	Lafayette	9 4
</											

Non-Div. I Games:

Youngstown St.

Average RPI Win: 186		WON-LOST	WINNING	LAST 10	STRENGTH OF		OPP. STRENGTH	TEAM	ADJ	CONF.	ADJ CONF.
Average RPI Loss: 92		RECORD	PCT. RANK	GAMES	SCHEDULE		OF SCHEDULE	RPI	RPI	RPI	RPI
DIV. I ONLY		13-19-0	.40625	189	1-9-0		109	152	153	.48449	152
DIV. I NON-CONF.		12-16-0	.42857	170	0-6-0		143	156	161	.48186	159
TOTALS		RPI 1-25	RPI 26-50		W-L RECORDS		RPI 51-100		RPI 101-150		RPI 150+
13-19-0		0-2-0	0-4-0		OVERALL		2-7-0		2-2-0		9-4-0
1-4-0		0-0-0	0-1-0		HOME		1-3-0		0-0-0		0-0-0
1-7-0		0-1-0	0-1-0		AWAY		0-2-0		1-0-0		0-3-0
11-8-0		0-1-0	0-2-0		NEUTRAL		1-2-0		1-2-0		9-1-0
12-16-0		0-2-0	0-4-0		NON-CONFERENCE		1-4-0		2-2-0		9-4-0
0-1-0		0-0-0	0-1-0		HOME		0-0-0		0-0-0		0-0-0
1-7-0		0-1-0	0-0-		AWAY		0-2-0		1-0-0		0-3-0
11-8-0		0-1-0	0-2-0		NEUTRAL		1-2-0		1-2-0		9-1-0
1-3-0		0-0-0	0-0-0		CONFERENCE		1-3-0		0-0-0		0-0-0
1-3-0		0-0-0	0-0-0		HOME		1-3-0		0-0-0		0-0-0
0-0-0		0-0-0	0-0-0		AWAY		0-0-0		0-0-0		0-0-0
0-0-0		0-0-0	0-0-0		NEUTRAL		0-0-0		0-0-0		0-0-0
RPI S	Opponent	Score	RPI S	Opponent	Score	RPI S	Opponent	Score	RPI S	Opponent	Score
16 N	South Fla.	1 5	33 N	Troy	2 10	53 N	Boise St.	3 4	106 N	Creighton	4 5
18 A	Missouri	0 8	36 A	UCF	2 3	53 N	Boise St.	5 1	106 N	Creighton	1 5
			38 H	Illinois St.	0 5	55 A	Southern Ill.	7 15	109 A	Fla. Gulf Coast	4 3
			40 N	Boston U.	0 2	72 N	North Florida	1 4	114 N	UT Martin	7 5
						77 H	Miami (OH)	5 8	160 N	Western Ill.	5 0
						77 H	Miami (OH)	6 7	162 N	Iona	3 2
						94 H	Ball St.	10 11	173 N	SIU Edwardsville	3 4
						94 H	Ball St.	12 5	199 N	Wright St.	5 1
						97 A	North Texas	3 8	206 A	Loyola Chicago	3 10
									206 A	Loyola Chicago	1 9
									213 N	Towson	7 0
									231 N	Nicholls St.	9 8
									246 A	Southeastern La.	2 10
									256 N	Bryant	7 6
									263 N	Canisius	12 4
									277 N	Alcorn St.	11 3
									284 N	Southern U.	8 4
LAST 10 GAMES											
			94 H	Ball St.	10 11	206 A	Loyola Chicago	3 10			
			94 H	Ball St.	12 5	38 H	Illinois St.	0 5			
			77 H	Miami (OH)	6 7	40 N	Boston U.	0 2			
			77 H	Miami (OH)	5 8	72 N	North Florida	1 4			
			206 A	Loyola Chicago	1 9	16 N	South Fla.	1 5			

Non-Div. I Games:

Northern Ill.

UTSA		Average RPI Win:	184	WON-LOST RECORD	WINNING PCT. RANK	LAST 10 GAMES	STRENGTH OF SCHEDULE	OPP. STRENGTH OF SCHEDULE	TEAM RPI	ADJ RPI	CONF. RPI	ADJ CONF. RPI
DIV. I ONLY				13-18-0	.41935 180	3-7-0	123	105	150	.4841 153	18	18
DIV. I NON-CONF.				10-15-0	.4 179	1-5-0	114	109	157	.48279 158	15	15
TOTALS		RPI 1-25		RPI 26-50		W-L RECORDS		RPI 51-100		RPI 101-150		RPI 150+
13-18-0		0-3-0		0-4-0		OVERALL		1-4-0		3-3-0		9-4-0
4-0-0		0-0-0		0-0-0		HOME		0-0-0		0-0-0		4-0-0
3-8-0		0-3-0		0-1-0		AWAY		0-3-0		1-1-0		2-0-0
6-10-0		0-0-0		0-3-0		NEUTRAL		1-1-0		2-2-0		3-4-0
10-15-0		0-3-0		0-4-0		NON-CONFERENCE		1-2-0		2-2-0		7-4-0
2-0-0		0-0-0		0-0-0		HOME		0-0-0		0-0-0		2-0-0
2-5-0		0-3-0		0-0-		AWAY		0-1-0		0-0-0		2-0-0
6-10-0		0-0-0		0-3-0		NEUTRAL		1-1-0		2-2-0		3-4-0
3-3-0		0-0-0		0-0-0		CONFERENCE		0-2-0		1-1-0		2-0-0
2-0-0		0-0-0		0-0-0		HOME		0-0-0		0-0-0		2-0-0
1-3-0		0-0-0		0-0-0		AWAY		0-2-0		1-1-0		0-0-0
0-0-0		0-0-0		0-0-0		NEUTRAL		0-0-0		0-0-0		0-0-0
RPI S	Opponent	Score	RPI S	Opponent	Score	RPI S	Opponent	Score	RPI S	Opponent	Score	
4 A	Texas	0 15	28 N	Tulsa	6 7	53 A	Boise St.	3 5	112 A	A&M-Corpus Christi	6 1	
4 A	Texas	0 8	28 N	Tulsa	2 3	65 N	North Dakota St.	6 5	112 A	A&M-Corpus Christi	1 2	
13 A	Texas A&M	1 3	34 N	New Mexico	0 8	71 A	McNeese St.	5 9	113 N	Valparaiso	6 10	
			42 A	Baylor	0 5	71 A	McNeese St.	0 7	117 N	North Carolina St.	2 1	
						79 N	Ole Miss	2 12	119 N	Iowa St.	4 0	
									141 N	Colorado St.	2 10	
									156 N	Cal St. Fullerton	5 3	
									156 N	Cal St. Fullerton	4 5	
									163 N	Weber St.	1 2	
									179 N	North Dakota	6 4	
									214 H	Northwestern St.	6 4	
									214 H	Northwestern St.	6 5	
									218 N	Seattle	1 6	
									218 N	Seattle	8 3	
									229 A	UTEP	15 3	
									229 A	UTEP	11 2	
									267 N	Brown	5 10	
									270 H	Texas Southern	11 3	
									270 H	Texas Southern	12 7	
LAST 10 GAMES												
			214 H	Northwestern St.	6 4	218 N	Seattle	1 6				
			214 H	Northwestern St.	6 5	53 A	Boise St.	3 5				
			34 N	New Mexico	0 8	71 A	McNeese St.	0 7				
			163 N	Weber St.	1 2	71 A	McNeese St.	5 9				
			218 N	Seattle	8 3	42 A	Baylor	0 5				

Non-Div. I Games:

UTSA

Average RPI Win: 189		WON-LOST RECORD		WINNING PCT. RANK		LAST 10 GAMES		STRENGTH OF SCHEDULE		OPP. STRENGTH OF SCHEDULE		TEAM RPI		ADJ RPI		CONF. RPI		ADJ CONF. RPI	
DIV. I ONLY		14-17-0		.45161 162		4-6-0		132		218		155		.48149 154		28		28	
DIV. I NON-CONF.		14-15-0		.48276 141		4-4-0		132		217		146		.49023 143		28		28	
TOTALS		RPI 1-25		RPI 26-50		W-L RECORDS		RPI 51-100		RPI 101-150		RPI 150+							
14-17-0		1-1-0		0-3-0		OVERALL		0-2-0		2-3-0		11-8-0							
4-6-0		0-0-0		0-0-0		HOME		0-2-0		1-0-0		3-4-0							
4-4-0		1-0-0		0-0-0		AWAY		0-0-0		0-2-0		3-2-0							
6-7-0		0-1-0		0-3-0		NEUTRAL		0-0-0		1-1-0		5-2-0							
14-15-0		1-1-0		0-3-0		NON-CONFERENCE		0-2-0		2-3-0		11-6-0							
4-4-0		0-0-0		0-0-0		HOME		0-2-0		1-0-0		3-2-0							
4-4-0		1-0-0		0-0-		AWAY		0-0-0		0-2-0		3-2-0							
6-7-0		0-1-0		0-3-0		NEUTRAL		0-0-0		1-1-0		5-2-0							
0-2-0		0-0-0		0-0-0		CONFERENCE		0-0-0		0-0-0		0-2-0							
0-2-0		0-0-0		0-0-0		HOME		0-0-0		0-0-0		0-2-0							
0-0-0		0-0-0		0-0-0		AWAY		0-0-0		0-0-0		0-0-0							
0-0-0		0-0-0		0-0-0		NEUTRAL		0-0-0		0-0-0		0-0-0							
RPI	S	Opponent		Score		RPI	S	Opponent		Score		RPI	S	Opponent		Score			
16	A	South Fla.		2	1	30	N	Kansas		3	5	80	H	Stony Brook		5	6		
17	N	Florida St.		0	2	30	N	Kansas		0	14	80	H	Stony Brook		0	2		
						48	N	Northwestern		1	12								

Non-Div. I Games:

Fairfield

Average RPI Win:	216	WON-LOST	WINNING	LAST 10	STRENGTH OF	OPP. STRENGTH	TEAM	ADJ	CONF.	ADJ CONF.	
Average RPI Loss:	78	RECORD	PCT. RANK	GAMES	SCHEDULE	OF SCHEDULE	RPI	RPI	RPI	RPI	
DIV. I ONLY	12-14-0	.46154	155	5-5-0	159	149	158	.48108	155	16	16
DIV. I NON-CONF.	9-11-0	.45	162	2-2-0	123	185	148	.48984	144	17	18
<hr/>											
TOTALS	RPI 1-25	RPI 26-50		W-L RECORDS		RPI 51-100		RPI 101-150		RPI 150+	
12-14-0	0-0-0	0-8-0		OVERALL		2-1-0		0-3-0		10-2-0	
5-0-0	0-0-0	0-0-0		HOME		0-0-0		0-0-0		5-0-0	
1-10-0	0-0-0	0-8-0		AWAY		1-1-0		0-1-0		0-0-0	
6-4-0	0-0-0	0-0-0		NEUTRAL		1-0-0		0-2-0		5-2-0	
9-11-0	0-0-0	0-5-0		NON-CONFERENCE		2-1-0		0-3-0		7-2-0	
2-0-0	0-0-0	0-0-0		HOME		0-0-0		0-0-0		2-0-0	
1-7-0	0-0-0	0-0-		AWAY		1-1-0		0-1-0		0-0-0	
6-4-0	0-0-0	0-0-0		NEUTRAL		1-0-0		0-2-0		5-2-0	
3-3-0	0-0-0	0-3-0		CONFERENCE		0-0-0		0-0-0		3-0-0	
3-0-0	0-0-0	0-0-0		HOME		0-0-0		0-0-0		3-0-0	
0-3-0	0-0-0	0-3-0		AWAY		0-0-0		0-0-0		0-0-0	
0-0-0	0-0-0	0-0-0		NEUTRAL		0-0-0		0-0-0		0-0-0	
RPI S	Opponent	Score	RPI S	Opponent	Score	RPI S	Opponent	Score	RPI S	Opponent	Score
			29 A	Texas Tech	2 8	81 N	Boston College	2 0	109 A	Fla. Gulf Coast	2 10
			29 A	Texas Tech	3 4	95 A	Longwood	2 0	114 N	UT Martin	4 7
			29 A	Texas Tech	2 7	95 A	Longwood	2 5	126 N	Saint Louis	3 4
			40 A	Boston U.	4 5				159 N	Lehigh	5 4
			40 A	Boston U.	0 3				159 N	Lehigh	0 6
			40 A	Boston U.	3 4				187 N	Texas-Arlington	6 3
			47 A	Radford	0 1				187 N	Texas-Arlington	2 6
			47 A	Radford	5 6				236 H	Siena	9 6
									236 H	Siena	5 4
									247 N	Delaware	8 0
									262 H	Hartford	5 4
									262 H	Hartford	13 5
									262 H	Hartford	8 7
									282 N	N.C. Central	7 1
									282 N	N.C. Central	3 2

Non-Div. I Games:

Binghamton

Average RPI Win:		154	WON-LOST RECORD		WINNING PCT. RANK		LAST 10 GAMES		STRENGTH OF SCHEDULE		OPP. STRENGTH OF SCHEDULE		TEAM RPI		ADJ RPI		CONF. RPI		ADJ CONF. RPI				
Average RPI Loss:		87																					
DIV. I ONLY			14-17-0		.45161 162		5-4-0		179		46		160		.48078 156		12		12				
DIV. I NON-CONF.			12-16-0		.42857 170		3-3-0		160		58		158		.48483 155		12		12				
TOTALS		RPI 1-25		RPI 26-50		W-L RECORDS		RPI 51-100		RPI 101-150		RPI 150+											
14-17-0		0-3-0		0-3-0		OVERALL		2-5-0		6-3-0		6-3-0											
5-5-0		0-1-0		0-2-0		HOME		1-1-0		3-0-0		1-1-0											
3-5-0		0-1-0		0-0-0		AWAY		0-2-0		2-1-0		1-1-0											
6-7-0		0-1-0		0-1-0		NEUTRAL		1-2-0		1-2-0		4-1-0											
12-16-0		0-3-0		0-3-0		NON-CONFERENCE		2-5-0		4-2-0		6-3-0											
5-5-0		0-1-0		0-2-0		HOME		1-1-0		3-0-0		1-1-0											
1-4-0		0-1-0		0-0-		AWAY		0-2-0		0-0-0		1-1-0											
6-7-0		0-1-0		0-1-0		NEUTRAL		1-2-0		1-2-0		4-1-0											
2-1-0		0-0-0		0-0-0		CONFERENCE		0-0-0		2-1-0		0-0-0											
0-0-0		0-0-0		0-0-0		HOME		0-0-0		0-0-0		0-0-0											
2-1-0		0-0-0		0-0-0		AWAY		0-0-0		2-1-0		0-0-0											
0-0-0		0-0-0		0-0-0		NEUTRAL		0-0-0		0-0-0		0-0-0											
RPI	S	Opponent		Score		RPI	S	Opponent		Score		RPI	S	Opponent		Score							
4	A	Texas		0	23	34	N	New Mexico		4	5	51	A	Fresno St.		0	2	110	N	Fordham		1	3
14	N	Georgia		5	12	43	H	Notre Dame		0	16	51	A	Fresno St.		0	8	116	H	Michigan St.		13	10
25	H	Oregon St.		2	5	46	H	Purdue		6	8	53	N	Boise St.		2	1	116	H	Michigan St.		11	7
												64	N	Ohio St.		0	9	122	H	Charleston So.		5	0
												68	H	FIU		6	2	139	A	Cal Poly		1	4
												91	N	UNLV		0	3	139	A	Cal Poly		7	0
												100	H	East Carolina		0	10	139	A	Cal Poly		10	2
																		141	N	Colorado St.		3	9
																		141	N	Colorado St.		13	10
																		153	N	UTSA		3	5
																		153	N	UTSA		5	4
																		192	N	Utah St.		13	4
																		201	A	CSU Bakersfield		4	1
																		201	A	CSU Bakersfield		7	8
																		210	H	Southern Miss.		4	2
																		219	H	Maine		3	11
																		254	N	Santa Clara		9	2
																		254	N	Santa Clara		9	1
						LAST 10 GAMES																	
												139	A	Cal Poly		7	0	192	N	Utah St.		13	4
																		91	N	UNLV		0	3
																		122	H	Charleston So.		5	0
																		116	H	Michigan St.		13	10
																		100	H	East Carolina		0	10

Non-Div. I Games:

Cal St. Fullerton

Average RPI Win: 148		WON-LOST	WINNING	LAST 10	STRENGTH OF		OPP. STRENGTH	TEAM	ADJ	CONF.	ADJ CONF.		
Average RPI Loss: 79		RECORD	PCT. RANK	GAMES	SCHEDULE		OF SCHEDULE	RPI	RPI	RPI	RPI		
DIV. I ONLY		11-25-0	.30556	233	3-7-0		71	85	163	.48074	157	7	7
DIV. I NON-CONF.		10-19-0	.34483	211	2-4-0		92	82	165	.48005	163	7	7
TOTALS		RPI 1-25	RPI 26-50		W-L RECORDS		RPI 51-100		RPI 101-150		RPI 150+		
11-25-0		0-3-0	1-5-0		OVERALL		3-12-0		1-1-0		6-4-0		
8-17-0		0-2-0	1-5-0		HOME		1-7-0		1-1-0		5-2-0		
1-1-0		0-0-0	0-0-0		AWAY		1-1-0		0-0-0		0-0-0		
2-7-0		0-1-0	0-0-0		NEUTRAL		1-4-0		0-0-0		1-2-0		
10-19-0		0-3-0	0-3-0		NON-CONFERENCE		3-8-0		1-1-0		6-4-0		
7-12-0		0-2-0	0-3-0		HOME		1-4-0		1-1-0		5-2-0		
1-0-0		0-0-0	0-0-		AWAY		1-0-0		0-0-0		0-0-0		
2-7-0		0-1-0	0-0-0		NEUTRAL		1-4-0		0-0-0		1-2-0		
1-6-0		0-0-0	1-2-0		CONFERENCE		0-4-0		0-0-0		0-0-0		
1-5-0		0-0-0	1-2-0		HOME		0-3-0		0-0-0		0-0-0		
0-1-0		0-0-0	0-0-0		AWAY		0-1-0		0-0-0		0-0-0		
0-0-0		0-0-0	0-0-0		NEUTRAL		0-0-0		0-0-0		0-0-0		
RPI S	Opponent	Score	RPI S	Opponent	Score	RPI S	Opponent	Score	RPI S	Opponent	Score		
22 H	Michigan	0 2	26 H	Syracuse	0 4	52 H	Kentucky	3 6	102 H	Maryland	1 4		
23 N	North Carolina	3 8	26 H	Syracuse	2 10	57 H	Minnesota	1 5	116 H	Michigan St.	4 3		
24 H	Auburn	1 6	28 H	Tulsa	5 6	64 N	Ohio St.	6 9	167 N	Seton Hall	4 2		
			44 H	South Ala.	3 8	66 N	Illinois	8 5	174 H	Providence	0 9		
			44 H	South Ala.	1 3	66 N	Illinois	6 7	188 H	LIU Brooklyn	2 7		
			44 H	South Ala.	4 3	68 A	FIU	0 2	193 H	Florida A&M	3 2		
						74 N	New Mexico St.	1 5	193 N	Florida A&M	3 6		
						75 H	Jacksonville	1 7	199 H	Wright St.	6 2		
						75 H	Jacksonville	3 5	203 H	Bethune-Cookman	9 0		
						81 H	Boston College	6 1	203 N	Bethune-Cookman	10 12		
						82 H	Western Ky.	3 9	232 H	Colgate	6 2		
						82 H	Western Ky.	0 11	232 H	Colgate	3 2		
						82 H	Western Ky.	1 5					
						89 N	Chattanooga	1 7					
						91 A	UNLV	9 5					
LAST 10 GAMES						75 H	Jacksonville	1 7					
			44 H	South Ala.	3 8	26 H	Syracuse	2 10					
			44 H	South Ala.	4 3	75 H	Jacksonville	3 5					
			44 H	South Ala.	1 3	232 H	Colgate	3 2					
			68 A	FIU	0 2	232 H	Colgate	6 2					
			26 H	Syracuse	0 4								

Non-Div. I Games:

Fla. Atlantic

[illegible]

Non-Div. I Games:

Long Beach St.

RPI	S	Opponent	Score	
285	N	Manhattan	6	3

L
e
h
i
g
h

L
e
h
i
g
h

Lehigh

Average RPI Win:	205	WON-LOST	WINNING	LAST 10	STRENGTH OF	OPP. STRENGTH	TEAM	ADJ	CONF.	ADJ CONF.			
Average RPI Loss:	133	RECORD	PCT. RANK	GAMES	SCHEDULE	OF SCHEDULE	RPI	RPI	RPI	RPI			
DIV. I ONLY	20-14-0	.58824	91	9-1-0	256	174	164	.47741	160	21	22		
DIV. I NON-CONF.	10-12-0	.45455	159	2-0-0	205	148	180	.46995	176	23	23		
<hr/>													
TOTALS	RPI 1-25	RPI 26-50		W-L RECORDS		RPI 51-100		RPI 101-150		RPI 150+			
20-14-0	0-1-0	0-0-0		OVERALL		2-3-0		2-5-0		16-5-0			
7-1-0	0-0-0	0-0-0		HOME		0-0-0		2-1-0		5-0-0			
8-5-0	0-1-0	0-0-0		AWAY		1-1-0		0-1-0		7-2-0			
5-8-0	0-0-0	0-0-0		NEUTRAL		1-2-0		0-3-0		4-3-0			
<hr/>													
10-12-0	0-1-0	0-0-0		NON-CONFERENCE		2-3-0		0-4-0		8-4-0			
2-0-0	0-0-0	0-0-0		HOME		0-0-0		0-0-0		2-0-0			
3-4-0	0-1-0	0-0-		AWAY		1-1-0		0-1-0		2-1-0			
5-8-0	0-0-0	0-0-0		NEUTRAL		1-2-0		0-3-0		4-3-0			
<hr/>													
10-2-0	0-0-0	0-0-0		CONFERENCE		0-0-0		2-1-0		8-1-0			
5-1-0	0-0-0	0-0-0		HOME		0-0-0		2-1-0		3-0-0			
5-1-0	0-0-0	0-0-0		AWAY		0-0-0		0-0-0		5-1-0			
0-0-0	0-0-0	0-0-0		NEUTRAL		0-0-0		0-0-0		0-0-0			
<hr/>													
RPI S	Opponent	Score		RPI S	Opponent	Score		RPI S	Opponent	Score			
14 A	Georgia	0	2			52 A	Kentucky	5	4	119 A	Iowa St.	2	6
						55 A	Southern Ill.	6	14	125 N	Missouri St.	0	2
						77 N	Miami (OH)	0	2	131 N	Winthrop	2	5
						99 N	UNI	4	1	132 N	Connecticut	2	4
						99 N	UNI	0	5	142 H	Southern Utah	8	0
										142 H	Southern Utah	8	0
										142 H	Southern Utah	6	11
										152 N	Northern Ill.	0	5
										171 H	Bradley	5	4
										173 N	SIU Edwardsville	3	1
										179 N	North Dakota	4	0
										188 A	Memphis	7	8
										190 N	Drake	2	3
										199 N	Wright St.	2	4
										205 N	Buffalo	8	3
										215 H	Ill.-Chicago	8	5
										225 N	Southeast Mo. St.	12	4
										239 H	South Dakota St.	13	1
										239 H	South Dakota St.	9	3
										239 H	South Dakota St.	7	2
										243 A	IUPUI	3	2
										243 A	IUPUI	4	1
										243 A	IUPUI	6	8
										253 A	Evansville	8	2
										253 A	Evansville	3	0
										264 A	Oakland	9	1
										264 A	Oakland	9	3
<hr/>													
LAST 10 GAMES													
264 A	Oakland	9	1	142 H	Southern Utah	8	0	243 A	IUPUI	6	8		
264 A	Oakland	5	0	142 H	Southern Utah	8	0	253 A	Evansville	8	2		
264 A	Oakland	9	3	215 H	Ill.-Chicago	8	5	253 A	Evansville	3	0		
171 H	Bradley	5	4	239 H	South Dakota St.	13	1	264 A	Oakland	9	1		
142 H	Southern Utah	6	11	239 H	South Dakota St.	7	2	264 A	Oakland	9	3		

Non-Div. I Games:

Western Ill.

Western Illinois.

Western Illinois.

Western Ill.

Average RPI Win:		224	WON-LOST RECORD		WINNING PCT. RANK		LAST 10 GAMES		STRENGTH OF SCHEDULE		OPP. STRENGTH OF SCHEDULE		TEAM RPI		ADJ RPI		CONF. RPI		ADJ CONF. RPI					
DIV. I ONLY			12-15-0		.44444		168		8-2-0		155		153		162		.47699		161		18		18	
DIV. I NON-CONF.			6-13-0		.31579		225		2-0-0		102		106		184		.46557		189		15		15	
TOTALS		RPI 1-25		RPI 26-50		W-L RECORDS		RPI 51-100		RPI 101-150		RPI 150+												
12-15-0		0-5-0		0-1-0		OVERALL		0-3-0		0-3-0		12-3-0												
8-2-0		0-1-0		0-0-0		HOME		0-0-0		0-0-0		8-1-0												
4-8-0		0-4-0		0-0-0		AWAY		0-2-0		0-2-0		4-0-0												
0-5-0		0-0-0		0-1-0		NEUTRAL		0-1-0		0-1-0		0-2-0												
6-13-0		0-5-0		0-1-0		NON-CONFERENCE		0-3-0		0-1-0		6-3-0												
4-2-0		0-1-0		0-0-0		HOME		0-0-0		0-0-0		4-1-0												
2-6-0		0-4-0		0-0-		AWAY		0-2-0		0-0-0		2-0-0												
0-5-0		0-0-0		0-1-0		NEUTRAL		0-1-0		0-1-0		0-2-0												
6-2-0		0-0-0		0-0-0		CONFERENCE		0-0-0		0-2-0		6-0-0												
4-0-0		0-0-0		0-0-0		HOME		0-0-0		0-0-0		4-0-0												
2-2-0		0-0-0		0-0-0		AWAY		0-0-0		0-2-0		2-0-0												
0-0-0		0-0-0		0-0-0		NEUTRAL		0-0-0		0-0-0		0-0-0												
RPI	S	Opponent			Score		RPI	S	Opponent			Score		RPI	S	Opponent			Score					
4	A	Texas			0 5		37	N	Oklahoma St.			0 5		63	A	Houston			3 8					
4	A	Texas			2 6								63	A	Houston			4 6						
4	A	Texas			0 14								97	N	North Texas			1 9						
13	A	Texas A&M			4 7										Missouri St.			2 7						
13	H	Texas A&M			1 4										Central Ark.			0 6						
															Central Ark.			1 5						
															Wichita St.			4 6						
															Wichita St.			3 4						
															Buffalo			5 1						
															Buffalo			7 4						
															Stephen F. Austin			5 2						
															Stephen F. Austin			5 2						
															Northwestern St.			4 3						
															Northwestern St.			9 1						
															Liberty			3 0						
															Nicholls St.			6 4						
															Nicholls St.			6 3						
															Houston Baptist			6 3						
															Houston Baptist			5 0						
															Prairie View			11 0						
															Prairie View			3 7						
						LAST 10 GAMES																		
						214	H	Northwestern St.			4 3		143	A	Central Ark.			1 5						
						214	H	Northwestern St.			9 1		231	A	Nicholls St.			6 3						
						212	H	Stephen F. Austin			5 2		231	A	Nicholls St.			6 4						
						212	H	Stephen F. Austin			5 2		205	H	Buffalo			7 4						
						143	A	Central Ark.			0 6		205	H	Buffalo			5 1						

Non-Div. I Games:

Sam Houston St.

Average RPI Win:	190	WON-LOST	WINNING	LAST 10	STRENGTH OF	OPP. STRENGTH	TEAM	ADJ	CONF.	ADJ CONF.	
Average RPI Loss:	140	RECORD	PCT. RANK	GAMES	SCHEDULE	OF SCHEDULE	RPI	RPI	RPI	RPI	
DIV. I ONLY	15-14-0	.51724	124	6-4-0	194	204	161	.47586	162	28	28
DIV. I NON-CONF.	13-14-0	.48148	143	4-4-0	212	211	181	.46567	187	28	28
<hr/>											
TOTALS	RPI 1-25	RPI 26-50		W-L RECORDS		RPI 51-100		RPI 101-150		RPI 150+	
15-14-0	0-0-0	0-1-0		OVERALL		1-4-0		2-3-0		12-6-0	
1-1-0	0-0-0	0-0-0		HOME		1-1-0		0-0-0		0-0-0	
7-5-0	0-0-0	0-1-0		AWAY		0-2-0		2-1-0		5-1-0	
7-8-0	0-0-0	0-0-0		NEUTRAL		0-1-0		0-2-0		7-5-0	
<hr/>											
13-14-0	0-0-0	0-1-0		NON-CONFERENCE		1-4-0		2-3-0		10-6-0	
1-1-0	0-0-0	0-0-0		HOME		1-1-0		0-0-0		0-0-0	
5-5-0	0-0-0	0-0-		AWAY		0-2-0		2-1-0		3-1-0	
7-8-0	0-0-0	0-0-0		NEUTRAL		0-1-0		0-2-0		7-5-0	
<hr/>											
2-0-0	0-0-0	0-0-0		CONFERENCE		0-0-0		0-0-0		2-0-0	
0-0-0	0-0-0	0-0-0		HOME		0-0-0		0-0-0		0-0-0	
2-0-0	0-0-0	0-0-0		AWAY		0-0-0		0-0-0		2-0-0	
0-0-0	0-0-0	0-0-0		NEUTRAL		0-0-0		0-0-0		0-0-0	
<hr/>											
RPI	S	Opponent	Score	RPI	S	Opponent	Score	RPI	S	Opponent	Score
				36	A	UCF	1 6	70	A	Hofstra	6 7
								72	N	North Florida	0 3
								80	H	Stony Brook	0 2
								80	H	Stony Brook	6 3
								95	A	Longwood	0 1
										120	A Temple
										10	1
										8	0
										121	N Quinnipiac
										3	4
										121	N Quinnipiac
										0	2
										136	A Stetson
										2	8
										152	N Northern Ill.
										2	3
										154	A Fairfield
										3	1
										154	A Fairfield
										4	3
										165	A St. John's (NY)
										0	4
										165	A St. John's (NY)
										3	1
										174	N Providence
										8	1
										207	N James Madison
										7	8
										207	N James Madison
										3	0
										211	N Samford
										2	1
										211	N Samford
										1	0
										221	N Dartmouth
										1	2
										221	N Dartmouth
										1	0
										232	N Colgate
										1	2
										237	A UMBC
										10	4
										251	N Princeton
										2	5
										264	N Oakland
										5	4
										266	A Coppin St.
										2	0
										268	N South Dakota
										9	0
<hr/>											
LAST 10 GAMES											
154	A	Fairfield	4 3	165	A	St. John's (NY)	3 1	268	N	South Dakota	9 0
154	A	Fairfield	3 1	165	A	St. John's (NY)	0 4				
80	H	Stony Brook	0 2	120	A	Temple	10 1				
80	H	Stony Brook	6 3	120	A	Temple	8 0				
70	A	Hofstra	6 7	72	N	North Florida	0 3				

Non-Div. I Games:

Iona

Average RPI Win: 150		WON-LOST RECORD		WINNING PCT. RANK		LAST 10 GAMES		STRENGTH OF SCHEDULE		OPP. STRENGTH OF SCHEDULE		TEAM RPI		ADJ RPI		CONF. RPI		ADJ CONF. RPI				
DIV. I ONLY		11-18-0		.37931 205		4-6-0		100		142		159		.47578 163		20		20				
DIV. I NON-CONF.		8-14-0		.36364 204		2-4-0		56		124		144		.4874 150		19		19				
TOTALS		RPI 1-25		RPI 26-50		W-L RECORDS		RPI 51-100		RPI 101-150		RPI 150+										
11-18-0		0-1-0		0-2-0		OVERALL		2-6-0		3-3-0		6-6-0										
1-1-0		0-0-0		0-0-0		HOME		0-0-0		0-0-0		1-1-0										
6-7-0		0-0-0		0-0-0		AWAY		1-3-0		2-2-0		3-2-0										
4-10-0		0-1-0		0-2-0		NEUTRAL		1-3-0		1-1-0		2-3-0										
8-14-0		0-1-0		0-2-0		NON-CONFERENCE		2-6-0		3-3-0		3-2-0										
1-1-0		0-0-0		0-0-0		HOME		0-0-0		0-0-0		1-1-0										
3-5-0		0-0-0		0-0-		AWAY		1-3-0		2-2-0		0-0-0										
4-8-0		0-1-0		0-2-0		NEUTRAL		1-3-0		1-1-0		2-1-0										
3-4-0		0-0-0		0-0-0		CONFERENCE		0-0-0		0-0-0		3-4-0										
0-0-0		0-0-0		0-0-0		HOME		0-0-0		0-0-0		0-0-0										
3-2-0		0-0-0		0-0-0		AWAY		0-0-0		0-0-0		3-2-0										
0-2-0		0-0-0		0-0-0		NEUTRAL		0-0-0		0-0-0		0-2-0										
RPI	S	Opponent		Score		RPI	S	Opponent		Score		RPI	S	Opponent		Score						
8	N	Oklahoma		2	12	34	N	New Mexico		1	12	53	A	Boise St.		1	2	111	N	Kent St.	2	1
						34	N	New Mexico		5	13	53	A	Boise St.		2	7	141	A	Colorado St.	6	5
												57	N	Minnesota		0	8	141	N	Colorado St.	14	15
												59	N	Nebraska		4	12	142	A	Southern Utah	4	13
												74	A	New Mexico St.		9	13	142	A	Southern Utah	6	8
												91	A	UNLV		11	5	142	A	Southern Utah	6	3
												99	N	UNI		12	10	153	N	UTSA	2	1
												99	N	UNI		0	8	169	A	Northern Colo.	3	1
																		169	A	Northern Colo.	6	13
																		169	A	Northern Colo.	15	6
																		169	A	Northern Colo.	4	12
																		175	H	Nevada	1	7
																		175	H	Nevada	5	3
																		185	A	St. Mary's (CA)	8	0
																		185	N	St. Mary's (CA)	2	11
																		201	N	CSU Bakersfield	4	5
																		212	N	Stephen F. Austin	13	5
																		212	N	Stephen F. Austin	4	6
LAST 10 GAMES																						
						169	A	Northern Colo.		3	1	175	H	Nevada		5	3					
						169	A	Northern Colo.		6	13	34	N	New Mexico		1	12					
						169	A	Northern Colo.		4	12	53	A	Boise St.		2	7					
						169	A	Northern Colo.		15	6	153	N	UTSA		2	1					
						175	H	Nevada		1	7	53	A	Boise St.		1	2					
Non-Div. I Games:		Great Falls		11	2	Dixie St.		2	4	Dixie St.		1	22	Great Falls		8	0	Weber St.				

St. Bonaventure

Average RPI Win:	174	WON-LOST RECORD	WINNING PCT. RANK	LAST 10 GAMES	STRENGTH OF SCHEDULE	OPP. STRENGTH OF SCHEDULE	TEAM RPI	ADJ RPI	CONF. RPI	ADJ CONF. RPI		
DIV. I ONLY		13-21-0	.38235	204	5-5-0	130	134	172	.47395	165	8	8
DIV. I NON-CONF.		11-17-0	.39286	184	3-2-0	159	160	188	.46758	181	8	8
<hr/>												
TOTALS	RPI 1-25	RPI 26-50		W-L RECORDS		RPI 51-100		RPI 101-150		RPI 150+		
13-21-0	0-2-0	1-3-0		OVERALL		2-4-0		1-6-0		9-6-0		
4-3-0	0-0-0	1-2-0		HOME		0-0-0		0-0-0		3-1-0		
2-6-0	0-1-0	0-0-0		AWAY		0-1-0		0-2-0		2-2-0		
7-12-0	0-1-0	0-1-0		NEUTRAL		2-3-0		1-4-0		4-3-0		
<hr/>												
11-17-0	0-2-0	0-1-0		NON-CONFERENCE		2-4-0		1-6-0		8-4-0		
3-1-0	0-0-0	0-0-0		HOME		0-0-0		0-0-0		3-1-0		
1-5-0	0-1-0	0-0-		AWAY		0-1-0		0-2-0		1-1-0		
7-11-0	0-1-0	0-1-0		NEUTRAL		2-3-0		1-4-0		4-2-0		
<hr/>												
2-4-0	0-0-0	1-2-0		CONFERENCE		0-0-0		0-0-0		1-2-0		
1-2-0	0-0-0	1-2-0		HOME		0-0-0		0-0-0		0-0-0		
1-1-0	0-0-0	0-0-0		AWAY		0-0-0		0-0-0		1-1-0		
0-1-0	0-0-0	0-0-0		NEUTRAL		0-0-0		0-0-0		0-1-0		
<hr/>												
RPI	S	Opponent	Score	RPI	S	Opponent	Score	RPI	S	Opponent	Score	
14	A	Georgia	1 2	26	H	Syracuse	7 11	55	N	Southern Ill.	3 4	
17	N	Florida St.	1 5	26	H	Syracuse	6 12	58	N	Lipscomb	2 8	
				26	H	Syracuse	6 1	83	N	Wisconsin	0 3	
				50	N	Virginia	1 4	90	N	Bowling Green	3 2	
								94	N	Ball St.	8 7	
								95	A	Longwood	2 10	

Non-Div. I Games:

St. John's (NY)

Average RPI Win:	188	WON-LOST	WINNING	LAST 10	STRENGTH OF	OPP. STRENGTH	TEAM	ADJ	CONF.	ADJ CONF.	
Average RPI Loss:	110	RECORD	PCT. RANK	GAMES	SCHEDULE	OF SCHEDULE	RPI	RPI	RPI	RPI	
DIV. I ONLY	16-18-0	.47059	149	3-7-0	182	146	169	.47365	166	19	19
DIV. I NON-CONF.	14-12-0	.53846	114	1-1-0	183	137	135	.49646	136	20	20
<hr/>											
TOTALS	RPI 1-25	RPI 26-50		W-L RECORDS		RPI 51-100		RPI 101-150		RPI 150+	
16-18-0	0-0-0	0-2-0		OVERALL		2-6-0		2-6-0		12-4-0	
9-11-0	0-0-0	0-1-0		HOME		1-3-0		2-3-0		6-4-0	
6-3-0	0-0-0	0-0-0		AWAY		1-1-0		0-2-0		5-0-0	
1-4-0	0-0-0	0-1-0		NEUTRAL		0-2-0		0-1-0		1-0-0	
14-12-0	0-0-0	0-2-0		NON-CONFERENCE		2-6-0		2-2-0		10-2-0	
9-7-0	0-0-0	0-1-0		HOME		1-3-0		2-1-0		6-2-0	
4-1-0	0-0-0	0-0-		AWAY		1-1-0		0-0-0		3-0-0	
1-4-0	0-0-0	0-1-0		NEUTRAL		0-2-0		0-1-0		1-0-0	
2-6-0	0-0-0	0-0-0		CONFERENCE		0-0-0		0-4-0		2-2-0	
0-4-0	0-0-0	0-0-0		HOME		0-0-0		0-2-0		0-2-0	
2-2-0	0-0-0	0-0-0		AWAY		0-0-0		0-2-0		2-0-0	
0-0-0	0-0-0	0-0-0		NEUTRAL		0-0-0		0-0-0		0-0-0	
RPI S	Opponent	Score	RPI S	Opponent	Score	RPI S	Opponent	Score	RPI S	Opponent	Score
			30 H	Kansas	6 9	51 N	Fresno St.	1 5	110 A	Fordham	2 8
			41 N	BYU	0 9	56 N	San Diego St.	0 9	110 A	Fordham	0 8
						69 A	South Carolina	5 6	117 H	North Carolina St.	5 1
						69 H	South Carolina	7 13	117 H	North Carolina St.	7 9
						80 H	Stony Brook	5 3	120 H	Temple	7 9
						80 H	Stony Brook	3 4	120 H	Temple	5 10
						81 A	Boston College	12 2	128 H	Middle Tenn.	5 4
						81 H	Boston College	2 6	139 N	Cal Poly	2 3
									158 N	Long Beach St.	5 1
									170 H	Saint Joseph's	0 3
									170 H	Saint Joseph's	1 2
									194 A	Furman	6 1
									194 A	Furman	2 1
									198 H	UNC Greensboro	11 9
									198 H	UNC Greensboro	14 2
									208 H	Appalachian St.	6 1
									208 H	Appalachian St.	1 3
									213 A	Towson	7 4
									213 H	Towson	7 3
									244 H	Presbyterian	4 9
									247 H	Delaware	4 3
									249 A	George Washington	4 2
									249 A	George Washington	4 3
									276 H	Morgan St.	4 1
			LAST 10 GAMES								
			249 A	George Washington	4 2	117 H	North Carolina St.	5 1			
			249 A	George Washington	4 3	170 H	Saint Joseph's	0 3			
			110 A	Fordham	2 8	170 H	Saint Joseph's	1 2			
			110 A	Fordham	0 8	120 H	Temple	7 9			
			117 H	North Carolina St.	7 9	120 H	Temple	5 10			

Non-Div. I Games:

Charlotte

Average RPI Win:	191	WON-LOST	WINNING	LAST 10	STRENGTH OF	OPP. STRENGTH	TEAM	ADJ	CONF.	ADJ CONF.					
Average RPI Loss:	116	RECORD	PCT. RANK	GAMES	SCHEDULE	OF SCHEDULE	RPI	RPI	RPI	RPI					
DIV. I ONLY	17-17-0	.5	130	4-6-0	206	154	167	.47342	167	8	8				
DIV. I NON-CONF.	16-12-0	.57143	94	4-1-0	213	181	141	.49212	142	8	8				
<hr/>															
TOTALS	RPI 1-25	RPI 26-50		W-L RECORDS		RPI 51-100		RPI 101-150		RPI 150+					
17-17-0	0-0-0	0-3-0		OVERALL		3-6-0		2-4-0		12-4-0					
7-7-0	0-0-0	0-2-0		HOME		0-2-0		0-3-0		7-0-0					
4-4-0	0-0-0	0-1-0		AWAY		1-2-0		0-0-0		3-1-0					
6-6-0	0-0-0	0-0-0		NEUTRAL		2-2-0		2-1-0		2-3-0					
16-12-0	0-0-0	0-3-0		NON-CONFERENCE		3-4-0		2-1-0		11-4-0					
7-2-0	0-0-0	0-2-0		HOME		0-0-0		0-0-0		7-0-0					
4-4-0	0-0-0	0-0-		AWAY		1-2-0		0-0-0		3-1-0					
5-6-0	0-0-0	0-0-0		NEUTRAL		2-2-0		2-1-0		1-3-0					
1-5-0	0-0-0	0-0-0		CONFERENCE		0-2-0		0-3-0		1-0-0					
0-5-0	0-0-0	0-0-0		HOME		0-2-0		0-3-0		0-0-0					
0-0-0	0-0-0	0-0-0		AWAY		0-0-0		0-0-0		0-0-0					
1-0-0	0-0-0	0-0-0		NEUTRAL		0-0-0		0-0-0		1-0-0					
RPI	S	Opponent	Score	RPI	S	Opponent	Score	RPI	S	Opponent	Score				
				29	H	Texas Tech	0 11	66	N	Illinois	1 0				
				29	H	Texas Tech	0 9	74	N	New Mexico St.	1 0				
				36	A	UCF	1 3	74	N	New Mexico St.	0 8				
								75	N	Jacksonville	2 10				
								78	H	Rutgers	5 11				
								78	H	Rutgers	0 1				
								91	A	UNLV	5 0				
								91	A	UNLV	4 6				
								95	A	Longwood	5 8				
											109	N	Fla. Gulf Coast	6 2	
											109	N	Fla. Gulf Coast	4 3	
											132	H	Connecticut	1 3	
											132	H	Connecticut	1 3	
											132	H	Connecticut	0 6	
											148	N	Eastern Mich.	1 7	
											157	N	Fla. Atlantic	2 4	
											165	N	St. John's (NY)	7 6	
											180	H	Monmouth	3 0	
											180	H	Monmouth	4 1	
											213	A	Towson	0 1	
											213	A	Towson	9 5	
											235	N	Niagara	4 8	
											236	H	Siena	3 2	
											236	H	Siena	7 0	
											236	N	Siena	4 0	
											237	A	UMBC	5 2	
											237	N	UMBC	1 2	
											266	A	Coppin St.	4 2	
											280	H	Saint Peter's	10 8	
											280	H	Saint Peter's	5 1	
											285	H	Manhattan	13 6	
LAST 10 GAMES												132	H	Connecticut	1 3
				236	H	Siena	7 0	132	H	Connecticut	0 6				
				236	H	Siena	3 2	280	H	Saint Peter's	5 1				
				78	H	Rutgers	5 11	280	H	Saint Peter's	10 8				
				78	H	Rutgers	0 1	29	H	Texas Tech	0 9				
				132	H	Connecticut	1 3								

Non-Div. I Games:

Seton Hall

Average RPI Win:		210	WON-LOST RECORD		WINNING PCT. RANK		LAST 10 GAMES		STRENGTH OF SCHEDULE		OPP. STRENGTH OF SCHEDULE		TEAM RPI		ADJ RPI		CONF. RPI		ADJ CONF. RPI	
DIV. I ONLY			12-17-0		.41379	184	6-4-0		117		177		156		.47283	168	28		28	
DIV. I NON-CONF.			11-17-0		.39286	184	6-4-0		109		183		167		.47001	175	28		28	
TOTALS		RPI 1-25		RPI 26-50		W-L RECORDS		RPI 51-100		RPI 101-150		RPI 150+								
12-17-0		0-6-0		0-1-0		OVERALL		1-0-0		2-3-0		9-7-0								
1-1-0		0-0-0		0-0-0		HOME		0-0-0		0-0-0		1-1-0								
6-5-0		0-2-0		0-0-0		AWAY		0-0-0		0-0-0		6-3-0								
5-11-0		0-4-0		0-1-0		NEUTRAL		1-0-0		2-3-0		2-3-0								
11-17-0		0-6-0		0-1-0		NON-CONFERENCE		1-0-0		2-3-0		8-7-0								
1-1-0		0-0-0		0-0-0		HOME		0-0-0		0-0-0		1-1-0								
6-5-0		0-2-0		0-0-		AWAY		0-0-0		0-0-0		6-3-0								
4-11-0		0-4-0		0-1-0		NEUTRAL		1-0-0		2-3-0		1-3-0								
1-0-0		0-0-0		0-0-0		CONFERENCE		0-0-0		0-0-0		1-0-0								
0-0-0		0-0-0		0-0-0		HOME		0-0-0		0-0-0		0-0-0								
0-0-0		0-0-0		0-0-0		AWAY		0-0-0		0-0-0		0-0-0								
1-0-0		0-0-0		0-0-0		NEUTRAL		0-0-0		0-0-0		1-0-0								
RPI	S	Opponent		Score		RPI	S	Opponent		Score		RPI	S	Opponent		Score				
1	N	California		0	1	47	N	Radford		1	5	55	N	Southern Ill.		3	2			
4	N	Texas		2	10							115	N	Fairleigh Dickinson		2	11			
11	A	Hawaii		0	6							115	N	Fairleigh Dickinson		6	9			
11	A	Hawaii		0	4							123	N	Utah Valley		3	6			
13	N	Texas A&M		2	14							131	N	Winthrop		3	2			
13	N	Texas A&M		0	5							146	N	Robert Morris		7	6			
												151	N	Youngstown St.		7	12			
												165	H	St. John's (NY)		6	9			
												165	H	St. John's (NY)		3	1			
												176	N	Western Caro.		4	5			
												209	N	Cornell		6	0			
												223	N	Akron		3	5			
												240	N	Rider		7	4			
												248	A	Norfolk St.		5	3			
												258	A	Yale		5	2			
												258	A	Yale		2	3			
												262	A	Hartford		3	1			
												262	A	Hartford		6	5			
												271	A	George Mason		8	9			
												273	A	N.C. A&T		6	3			
												274	A	Holy Cross		3	6			
												274	A	Holy Cross		12	3			
LAST 10 GAMES																				
262	A	Hartford		6	5	274	A	Holy Cross		12	3									
262	A	Hartford		3	1	258	A	Yale		5	2									
165	H	St. John's (NY)		6	9	258	A	Yale		2	3									
165	H	St. John's (NY)		3	1	13	N	Texas A&M		2	14									
274	A	Holy Cross		3	6	131	N	Winthrop		3	2									

Non-Div. I Games:

Marist

[illegible]

Non-Div. I Games:	UC-Colo. Springs	7	4
-------------------	------------------	---	---

Northern Colo.

Average RPI Win: 182		WON-LOST	WINNING	LAST 10	STRENGTH OF		OPP. STRENGTH	TEAM	ADJ	CONF.	ADJ CONF.
Average RPI Loss: 122		RECORD	PCT. RANK	GAMES	SCHEDULE		OF SCHEDULE	RPI	RPI	RPI	RPI
DIV. I ONLY		12-16-0	.42857	175	7-3-0		157	166	171	.47153	170
DIV. I NON-CONF.		8-16-0	.33333	213	3-3-0		113	184	195	.46156	193
TOTALS		RPI 1-25	RPI 26-50		W-L RECORDS		RPI 51-100		RPI 101-150		RPI 150+
12-16-0	0-0-0	0-3-0		OVERALL		1-3-0		3-7-0		8-3-0	
3-1-0	0-0-0	0-0-0		HOME		0-0-0		0-0-0		3-1-0	
5-7-0	0-0-0	0-2-0		AWAY		0-0-0		2-4-0		3-1-0	
4-8-0	0-0-0	0-1-0		NEUTRAL		1-3-0		1-3-0		2-1-0	
8-16-0	0-0-0	0-3-0		NON-CONFERENCE		1-3-0		3-7-0		4-3-0	
1-1-0	0-0-0	0-0-0		HOME		0-0-0		0-0-0		1-1-0	
3-7-0	0-0-0	0-0-		AWAY		0-0-0		2-4-0		1-1-0	
4-8-0	0-0-0	0-1-0		NEUTRAL		1-3-0		1-3-0		2-1-0	
4-0-0	0-0-0	0-0-0		CONFERENCE		0-0-0		0-0-0		4-0-0	
2-0-0	0-0-0	0-0-0		HOME		0-0-0		0-0-0		2-0-0	
2-0-0	0-0-0	0-0-0		AWAY		0-0-0		0-0-0		2-0-0	
0-0-0	0-0-0	0-0-0		NEUTRAL		0-0-0		0-0-0		0-0-0	
RPI S	Opponent	Score	RPI S	Opponent	Score	RPI S	Opponent	Score	RPI S	Opponent	Score
			41 N	BYU	2 3	51 N	Fresno St.	0 3	121 N	Quinnipiac	0 1
			50 A	Virginia	1 3	56 N	San Diego St.	3 1	129 A	Delaware St.	10 0
			50 A	Virginia	3 8	88 N	Loyola Marymount	0 1	129 A	Delaware St.	4 5
						88 N	Loyola Marymount	4 7	134 N	Ohio	1 2
									139 N	Cal Poly	4 6
									146 N	Robert Morris	2 0
									147 A	Penn	3 1
									147 A	Penn	0 1
									149 A	UC Riverside	0 4
									149 A	UC Riverside	1 2
									166 A	Charlotte	3 0
									166 A	Charlotte	2 1
									180 A	Monmouth	2 3
									182 A	Campbell	1 0
									192 N	Utah St.	3 4
									213 N	Towson	7 2
									232 N	Colgate	9 4
									240 H	Rider	1 0
									240 H	Rider	2 4
									252 H	La Salle	11 1
									252 H	La Salle	4 1
LAST 10 GAMES											
			252 H	La Salle	11 1	240 H	Rider	2 4			
			252 H	La Salle	4 1	240 H	Rider	1 0			
			180 A	Monmouth	2 3	129 A	Delaware St.	10 0			
			166 A	Charlotte	3 0	129 A	Delaware St.	4 5			
			166 A	Charlotte	2 1	147 A	Penn	3 1			

Non-Div. I Games:

Saint Joseph's

Average RPI Win:		190	WON-LOST RECORD		WINNING PCT. RANK		LAST 10 GAMES		STRENGTH OF SCHEDULE		OPP. STRENGTH OF SCHEDULE		TEAM RPI		ADJ RPI		CONF. RPI		ADJ CONF. RPI			
Average RPI Loss:		118																				
DIV. I ONLY			14-20-0		.41176 186		5-5-0		146		169		174		.46988 172		23		21			
DIV. I NON-CONF.			6-12-0		.33333 213		0-0-0		85		100		170		.47514 169		21		21			
TOTALS		RPI 1-25		RPI 26-50		W-L RECORDS		RPI 51-100		RPI 101-150		RPI 150+										
14-20-0		0-3-0		0-1-0		OVERALL		1-5-0		3-6-0		10-5-0										
2-9-0		0-0-0		0-0-0		HOME		0-2-0		0-6-0		2-1-0										
6-5-0		0-3-0		0-0-0		AWAY		0-1-0		1-0-0		5-1-0										
6-6-0		0-0-0		0-1-0		NEUTRAL		1-2-0		2-0-0		3-3-0										
6-12-0		0-3-0		0-1-0		NON-CONFERENCE		1-5-0		2-0-0		3-3-0										
0-2-0		0-0-0		0-0-0		HOME		0-2-0		0-0-0		0-0-0										
0-4-0		0-3-0		0-0-		AWAY		0-1-0		0-0-0		0-0-0										
6-6-0		0-0-0		0-1-0		NEUTRAL		1-2-0		2-0-0		3-3-0										
8-8-0		0-0-0		0-0-0		CONFERENCE		0-0-0		1-6-0		7-2-0										
2-7-0		0-0-0		0-0-0		HOME		0-0-0		0-6-0		2-1-0										
6-1-0		0-0-0		0-0-0		AWAY		0-0-0		1-0-0		5-1-0										
0-0-0		0-0-0		0-0-0		NEUTRAL		0-0-0		0-0-0		0-0-0										
RPI	S	Opponent		Score		RPI	S	Opponent		Score		RPI	S	Opponent		Score						
14	A	Georgia		1	6	33	N	Troy		2	3	67	N	Georgia St.		7	8	114	H	UT Martin	0	6
17	A	Florida St.		2	5							79	N	Ole Miss		3	6	114	H	UT Martin	1	3
17	A	Florida St.		0	8							82	A	Western Ky.		0	1	114	H	UT Martin	0	6
												86	H	IPFW		0	4	114	H	UT Martin	1	3
												86	H	IPFW		2	5	131	N	Winthrop	5	4
												94	N	Ball St.		2	1	132	N	Connecticut	9	7
																		144	A	Jacksonville St.	4	1
																		144	H	Jacksonville St.	0	6
																		144	H	Jacksonville St.	1	5
																		200	N	Dayton	8	2
																		205	N	Buffalo	3	0
																		212	N	Stephen F. Austin	2	3
																		212	N	Stephen F. Austin	3	2
																		216	A	Austin Peay	6	5
																		216	A	Austin Peay	3	1
																		216	A	Austin Peay	5	3
																		220	A	Tennessee St.	4	0
																		220	A	Tennessee St.	1	4
																		220	A	Tennessee St.	5	3
																		225	H	Southeast Mo. St.	6	1
																		225	H	Southeast Mo. St.	3	2
																		225	H	Southeast Mo. St.	2	6
																		228	N	Belmont	5	6
																		250	N	Cleveland St.	0	2
				LAST 10 GAMES																		
						225	H	Southeast Mo. St.		3	2	220	A	Tennessee St.		4	0	225	H	Southeast Mo. St.	2	6
						225	H	Southeast Mo. St.		6	1	220	A	Tennessee St.		5	3					
						225	H	Southeast Mo. St.		2	6	144	H	Jacksonville St.		1	5					
						144	A	Jacksonville St.		4	1	144	H	Jacksonville St.		0	6					
						220	A	Tennessee St.		1	4	114	H	UT Martin		1	3					

Non-Div. I Games:

Tennessee Tech

Average RPI Win:	184	WON-LOST	WINNING	LAST 10	STRENGTH OF	OPP. STRENGTH	TEAM	ADJ	CONF.	ADJ CONF.			
Average RPI Loss:	116	RECORD	PCT. RANK	GAMES	SCHEDULE	OF SCHEDULE	RPI	RPI	RPI	RPI			
DIV. I ONLY		12-20-0	.375	206	5-5-0	121	180	177	.46967	173	23	21	
DIV. I NON-CONF.		8-13-0	.38095	195	1-1-0	103	116	159	.48358	157	21	21	
<hr/>													
TOTALS	RPI 1-25	RPI 26-50		W-L RECORDS		RPI 51-100		RPI 101-150		RPI 150+			
12-20-0	0-1-0	1-2-0		OVERALL		0-7-0		0-4-0		11-6-0			
4-2-0	0-0-0	0-0-0		HOME		0-1-0		0-0-0		4-1-0			
2-12-0	0-1-0	1-2-0		AWAY		0-2-0		0-4-0		1-3-0			
6-6-0	0-0-0	0-0-0		NEUTRAL		0-4-0		0-0-0		6-2-0			
8-13-0	0-1-0	1-2-0		NON-CONFERENCE		0-7-0		0-1-0		7-2-0			
1-1-0	0-0-0	0-0-0		HOME		0-1-0		0-0-0		1-0-0			
1-6-0	0-1-0	1-0-		AWAY		0-2-0		0-1-0		0-0-0			
6-6-0	0-0-0	0-0-0		NEUTRAL		0-4-0		0-0-0		6-2-0			
4-7-0	0-0-0	0-0-0		CONFERENCE		0-0-0		0-3-0		4-4-0			
3-1-0	0-0-0	0-0-0		HOME		0-0-0		0-0-0		3-1-0			
1-6-0	0-0-0	0-0-0		AWAY		0-0-0		0-3-0		1-3-0			
0-0-0	0-0-0	0-0-0		NEUTRAL		0-0-0		0-0-0		0-0-0			
<hr/>													
RPI	S	Opponent	Score	RPI	S	Opponent	Score	RPI	S	Opponent	Score		
2	A	Alabama	0 8	31	A	Mississippi St.	5 4	55	A	Southern Ill.	1 4		
				31	A	Mississippi St.	0 5	55	H	Southern Ill.	1 4		
				32	A	Georgia Tech	1 9	65	N	North Dakota St.	0 3		
								65	N	North Dakota St.	3 7		
								89	A	Chattanooga	1 4		
								100	N	East Carolina	5 6		
								100	N	East Carolina	1 3		
										114	A	UT Martin	3 4
										114	A	UT Martin	6 7
										114	A	UT Martin	3 9
										130	A	La.-Monroe	6 7
										152	N	Northern Ill.	4 3
										160	N	Western Ill.	1 3
										171	H	Bradley	4 3
										178	N	Mississippi Val.	4 0
										178	N	Mississippi Val.	7 1
										186	A	Eastern Ill.	1 4
										186	A	Eastern Ill.	4 0
										186	H	Eastern Ill.	9 4
										199	N	Wright St.	6 4
										214	N	Northwestern St.	7 4
										216	H	Austin Peay	4 3
										216	H	Austin Peay	6 1
										216	H	Austin Peay	2 4
										225	A	Southeast Mo. St.	1 4
										225	A	Southeast Mo. St.	8 9
										243	N	IUPUI	1 7
										286	N	Grambling	12 2
<hr/>													
LAST 10 GAMES													
				186	H	Eastern Ill.	9 4	186	A	Eastern Ill.	1 4		
				55	H	Southern Ill.	1 4	216	H	Austin Peay	4 3		
				225	A	Southeast Mo. St.	8 9	216	H	Austin Peay	2 4		
				225	A	Southeast Mo. St.	1 4	216	H	Austin Peay	6 1		
				186	A	Eastern Ill.	4 0	171	H	Bradley	4 3		

Non-Div. I Games:

SIU Edwardsville

Average RPI Win:	169	WON-LOST	WINNING	LAST 10	STRENGTH OF	OPP. STRENGTH	TEAM	ADJ	CONF.	ADJ CONF.	
Average RPI Loss:	142	RECORD	PCT. RANK	GAMES	SCHEDULE	OF SCHEDULE	RPI	RPI	RPI	RPI	
DIV. I ONLY	12-18-0	.4	193	7-3-0	137	215	179	.46916	174	8	8
DIV. I NON-CONF.	8-16-0	.33333	213	3-2-0	201	190	223	.43658	223	8	8
<hr/>											
TOTALS	RPI 1-25	RPI 26-50		W-L RECORDS		RPI 51-100		RPI 101-150		RPI 150+	
12-18-0	0-0-0	0-0-0		OVERALL		1-6-0		3-2-0		8-10-0	
2-3-0	0-0-0	0-0-0		HOME		0-0-0		0-0-0		2-3-0	
8-4-0	0-0-0	0-0-0		AWAY		1-1-0		3-0-0		4-3-0	
2-11-0	0-0-0	0-0-0		NEUTRAL		0-5-0		0-2-0		2-4-0	
8-16-0	0-0-0	0-0-0		NON-CONFERENCE		1-6-0		0-1-0		7-9-0	
1-2-0	0-0-0	0-0-0		HOME		0-0-0		0-0-0		1-2-0	
5-4-0	0-0-0	0-0-		AWAY		1-1-0		0-0-0		4-3-0	
2-10-0	0-0-0	0-0-0		NEUTRAL		0-5-0		0-1-0		2-4-0	
4-2-0	0-0-0	0-0-0		CONFERENCE		0-0-0		3-1-0		1-1-0	
1-1-0	0-0-0	0-0-0		HOME		0-0-0		0-0-0		1-1-0	
3-0-0	0-0-0	0-0-0		AWAY		0-0-0		3-0-0		0-0-0	
0-1-0	0-0-0	0-0-0		NEUTRAL		0-0-0		0-1-0		0-0-0	
RPI	S	Opponent	Score	RPI	S	Opponent	Score	RPI	S	Opponent	Score
						57 A Minnesota	4 3	111 N Kent St.	2	3	
						66 N Illinois	1 3	135 A Villanova	6	3	
						68 A FIU	0 8	135 A Villanova	1	0	
						69 N South Carolina	3 11	135 A Villanova	5	2	
						75 N Jacksonville	0 8	135 N Villanova	5	7	
						81 N Boston College	1 13	154 A Fairfield	8	0	
						82 N Western Ky.	1 5	154 H Fairfield	3	5	
								154 H Fairfield	3	5	
								154 H Fairfield	4	2	
								157 A Fla. Atlantic	9	0	
								162 N Iona	1	8	
								165 H St. John's (NY)	1	4	
								165 H St. John's (NY)	4	3	
								193 N Florida A&M	1	5	
								203 A Bethune-Cookman	2	4	
								203 A Bethune-Cookman	2	13	
								203 N Bethune-Cookman	3	2	
								203 N Bethune-Cookman	1	6	
								213 A Towson	3	8	
								213 N Towson	1	8	
								215 N Ill.-Chicago	9	8	
								258 A Yale	4	3	
								258 A Yale	8	0	
				LAST 10 GAMES							
				135 A Villanova	5 2	154 H Fairfield	4 2	258 A Yale	8 0		
				135 A Villanova	6 3	154 H Fairfield	3 5	258 A Yale	4 3		
				135 A Villanova	1 0	258 A Yale	8 0	111 N Kent St.	2 3		
				165 H St. John's (NY)	1 4	258 A Yale	4 3				
				165 H St. John's (NY)	4 3	111 N Kent St.	2 3				

Non-Div. I Games:

Providence

Average RPI Win: 119		WON-LOST	WINNING	LAST 10	STRENGTH OF	OPP. STRENGTH	TEAM	ADJ	CONF.	ADJ CONF.					
Average RPI Loss: 105		RECORD	PCT. RANK	GAMES	SCHEDULE	OF SCHEDULE	RPI	RPI	RPI	RPI					
DIV. I ONLY		12-24-0	.33333	221	5-5-0	126	94	181	.46909	175	9	9			
DIV. I NON-CONF.		9-21-0	.3	229	2-2-0	117	91	196	.46366	191	9	9			
<hr/>															
TOTALS		RPI 1-25		RPI 26-50		W-L RECORDS		RPI 51-100		RPI 101-150		RPI 150+			
12-24-0		0-0-0		1-1-0		OVERALL		3-11-0		5-8-0		3-4-0			
4-7-0		0-0-0		0-0-0		HOME		1-5-0		3-2-0		0-0-0			
5-6-0		0-0-0		1-1-0		AWAY		0-0-0		1-3-0		3-2-0			
3-11-0		0-0-0		0-0-0		NEUTRAL		2-6-0		1-3-0		0-2-0			
<hr/>															
9-21-0		0-0-0		1-1-0		NON-CONFERENCE		2-9-0		5-8-0		1-3-0			
3-5-0		0-0-0		0-0-0		HOME		0-3-0		3-2-0		0-0-0			
3-5-0		0-0-0		1-0-		AWAY		0-0-0		1-3-0		1-1-0			
3-11-0		0-0-0		0-0-0		NEUTRAL		2-6-0		1-3-0		0-2-0			
<hr/>															
3-3-0		0-0-0		0-0-0		CONFERENCE		1-2-0		0-0-0		2-1-0			
1-2-0		0-0-0		0-0-0		HOME		1-2-0		0-0-0		0-0-0			
2-1-0		0-0-0		0-0-0		AWAY		0-0-0		0-0-0		2-1-0			
0-0-0		0-0-0		0-0-0		NEUTRAL		0-0-0		0-0-0		0-0-0			
<hr/>															
RPI	S	Opponent	Score	RPI	S	Opponent	Score	RPI	S	Opponent	Score	RPI	S	Opponent	Score
				27	A	Stanford	11 3	51	H	Fresno St.	4 3	101	A	UC Santa Barbara	1 8
				27	A	Stanford	2 8	51	H	Fresno St.	0 3	101	A	UC Santa Barbara	2 3
								51	H	Fresno St.	3 7	127	A	UC Davis	6 3
								53	N	Boise St.	0 4	127	A	UC Davis	0 2
								53	N	Boise St.	3 7	137	H	Sacramento St.	1 10
								56	N	San Diego St.	5 2	137	H	Sacramento St.	6 7
								63	N	Houston	1 2	138	H	San Diego	7 6
								73	N	Pacific	7 5	138	H	San Diego	9 6
								73	N	Pacific	1 4	138	H	San Diego	6 5
								83	H	Wisconsin	9 11	138	N	San Diego	3 2
								83	H	Wisconsin	5 8	138	N	San Diego	1 2
								83	H	Wisconsin	1 7	139	N	Cal Poly	2 8
								88	N	Loyola Marymount	0 4	150	N	Cal St. Northridge	3 4
								91	N	UNLV	0 1	158	N	Long Beach St.	5 6
												163	A	Weber St.	3 5
												163	A	Weber St.	7 1
												171	N	Bradley	7 12
												192	A	Utah St.	8 7
												192	A	Utah St.	3 1
												192	A	Utah St.	0 4
<hr/>															
LAST 10 GAMES				LAST 10 GAMES											
				192	A	Utah St.	0 4	51	H	Fresno St.	3 7				
				192	A	Utah St.	3 1	51	H	Fresno St.	4 3				
				192	A	Utah St.	8 7	51	H	Fresno St.	0 3				
				163	A	Weber St.	7 1	83	H	Wisconsin	1 7				
				163	A	Weber St.	3 5	138	H	San Diego	7 6				

Non-Div. I Games:

Nevada

Average RPI Win: 187		WON-LOST	WINNING	LAST 10	STRENGTH OF		OPP. STRENGTH	TEAM	ADJ	CONF.	ADJ CONF.
Average RPI Loss: 114		RECORD	PCT. RANK	GAMES	SCHEDULE		OF SCHEDULE	RPI	RPI	RPI	RPI
DIV. I ONLY		13-22-0	.37143	207	4-6-0		113	181	175	.46785	176
DIV. I NON-CONF.		10-16-0	.38462	190	1-3-0		125	192	177	.46754	182
TOTALS		RPI 1-25	RPI 26-50		W-L RECORDS		RPI 51-100		RPI 101-150		RPI 150+
13-22-0	0-1-0	0-2-0		OVERALL		0-10-0		4-3-0		9-6-0	
4-7-0	0-0-0	0-0-0		HOME		0-3-0		2-3-0		2-1-0	
0-9-0	0-1-0	0-2-0		AWAY		0-3-0		0-0-0		0-3-0	
9-6-0	0-0-0	0-0-0		NEUTRAL		0-4-0		2-0-0		7-2-0	
10-16-0	0-1-0	0-2-0		NON-CONFERENCE		0-7-0		3-1-0		7-5-0	
1-4-0	0-0-0	0-0-0		HOME		0-3-0		1-1-0		0-0-0	
0-6-0	0-1-0	0-0-		AWAY		0-0-0		0-0-0		0-3-0	
9-6-0	0-0-0	0-0-0		NEUTRAL		0-4-0		2-0-0		7-2-0	
3-6-0	0-0-0	0-0-0		CONFERENCE		0-3-0		1-2-0		2-1-0	
3-3-0	0-0-0	0-0-0		HOME		0-0-0		1-2-0		2-1-0	
0-3-0	0-0-0	0-0-0		AWAY		0-3-0		0-0-0		0-0-0	
0-0-0	0-0-0	0-0-0		NEUTRAL		0-0-0		0-0-0		0-0-0	
RPI S	Opponent	Score		RPI S	Opponent	Score		RPI S	Opponent	Score	
17 A	Florida St.	1	9	32 A	Georgia Tech	2	4	60 A	Ga. Southern	1	5
				32 A	Georgia Tech	4	9	60 A	Ga. Southern	2	3
								60 A	Ga. Southern	2	3
								65 N	North Dakota St.	2	3
								67 H	Georgia St.	5	7
								84 H	S.C. Upstate	5	8
								84 H	S.C. Upstate	2	6
								95 N	Longwood	10	11
								96 N	Mercer	4	12
								96 N	Mercer	2	13
								123 N	Utah Valley	6	5
								124 H	Col. of Charleston	9	1
								124 H	Col. of Charleston	0	4
								124 H	Col. of Charleston	0	7
								134 H	Ohio	9	6
								134 H	Ohio	5	10
								144 N	Jacksonville St.	6	4
								151 N	Youngstown St.	3	11
								168 N	Marist	5	4
								193 N	Florida A&M	5	4
								194 H	Furman	4	3
								194 H	Furman	5	0
								194 H	Furman	3	7
								204 A	East Tenn. St.	0	7
								204 A	East Tenn. St.	0	1
								204 N	East Tenn. St.	5	4
								204 N	East Tenn. St.	11	10
								234 N	Rhode Island	5	0
								242 N	Morehead St.	1	3
								246 N	Southeastern La.	5	4
								265 N	Alabama St.	7	6
								273 A	N.C. A&T	2	4
LAST 10 GAMES				194 H	Furman	3	7	124 H	Col. of Charleston	0	7
				194 H	Furman	5	0	124 H	Col. of Charleston	9	1
				194 H	Furman	4	3	124 H	Col. of Charleston	0	4
				204 A	East Tenn. St.	0	7	134 H	Ohio	9	6
				204 A	East Tenn. St.	0	1	134 H	Ohio	5	10

Non-Div. I Games:

Western Caro.

E
l
o
n

Elon					Through Games Of Through April 1, 2012									
Average RPI Win:		208	WON-LOST	WINNING	LAST 10	STRENGTH OF		OPP. STRENGTH	TEAM	ADJ		CONF.	ADJ CONF.	
Average RPI Loss:		194	RECORD	PCT. RANK	GAMES	SCHEDULE		OF SCHEDULE	RPI	RPI		RPI	RPI	
DIV. I ONLY			17-7-0	.70833 39	6-4-0	282		206	173	.46732 177	17	17		
DIV. I NON-CONF.			11-4-0	.73333 37	0-1-0	285		233	163	.47582 168	18	17		
<hr/>														
TOTALS		RPI 1-25		RPI 26-50		W-L RECORDS		RPI 51-100		RPI 101-150		RPI 150+		
17-7-0		0-1-0		1-0-0		OVERALL		0-0-0		1-0-0		15-6-0		
9-5-0		0-1-0		0-0-0		HOME		0-0-0		0-0-0		9-4-0		
2-1-0		0-0-0		0-0-0		AWAY		0-0-0		0-0-0		2-1-0		
6-1-0		0-0-0		1-0-0		NEUTRAL		0-0-0		1-0-0		4-1-0		
<hr/>														
11-4-0		0-1-0		1-0-0		NON-CONFERENCE		0-0-0		1-0-0		9-3-0		
5-3-0		0-1-0		0-0-0		HOME		0-0-0		0-0-0		5-2-0		
0-0-0		0-0-0		0-0-		AWAY		0-0-0		0-0-0		0-0-0		
6-1-0		0-0-0		1-0-0		NEUTRAL		0-0-0		1-0-0		4-1-0		
<hr/>														
6-3-0		0-0-0		0-0-0		CONFERENCE		0-0-0		0-0-0		6-3-0		
4-2-0		0-0-0		0-0-0		HOME		0-0-0		0-0-0		4-2-0		
2-1-0		0-0-0		0-0-0		AWAY		0-0-0		0-0-0		2-1-0		
0-0-0		0-0-0		0-0-0		NEUTRAL		0-0-0		0-0-0		0-0-0		
<hr/>														
RPI S	Opponent		Score		RPI S	Opponent		Score		RPI S	Opponent		Score	
23 H	North Carolina		0 6		32 N	Georgia Tech		6 3			104 N	Kennesaw St.		5 0
											194 H	Furman		3 0
											194 H	Furman		13 8
											194 H	Furman		9 1
											198 A	UNC Greensboro		8 0
											198 A	UNC Greensboro		7 5
											198 A	UNC Greensboro		0 5
											202 H	Georgetown		8 0
											207 H	James Madison		4 7
											211 H	Samford		3 4
											211 H	Samford		4 1
											211 H	Samford		2 6
											217 H	Liberty		4 1
											234 N	Rhode Island		2 10
											244 H	Presbyterian		2 0
											244 N	Presbyterian		2 1
											244 N	Presbyterian		11 5
											246 N	Southeastern La.		7 5
											249 N	George Washington		4 1
											272 H	Bucknell		0 2
											282 H	N.C. Central		8 2
											282 H	N.C. Central		15 6
	<hr/>													
	LAST 10 GAMES													
	211 H Samford		2 6			198 A UNC Greensboro		0 5						
	211 H Samford		3 4			23 H North Carolina		0 6						
	211 H Samford		4 1			194 H Furman		3 0						
	198 A UNC Greensboro		8 0			194 H Furman		13 8						
	198 A UNC Greensboro		7 5			194 H Furman		9 1						

E
l
o
n

Non-Div. I Games:

Elon

Average RPI Win: 226		WON-LOST	WINNING	LAST 10	STRENGTH OF		OPP. STRENGTH	TEAM	ADJ	CONF.	ADJ CONF.
Average RPI Loss: 95		RECORD	PCT. RANK	GAMES	SCHEDULE		OF SCHEDULE	RPI	RPI	RPI	RPI
DIV. I ONLY		16-15-0	.51613	125	7-3-0		235	167	176	.46708	178
DIV. I NON-CONF.		12-15-0	.44444	164	3-3-0		208	115	182	.46562	188
TOTALS		RPI 1-25	RPI 26-50		W-L RECORDS		RPI 51-100		RPI 101-150		RPI 150+
16-15-0	0-3-0	1-4-0		OVERALL		0-3-0		1-0-0		14-5-0	
1-2-0	0-0-0	0-2-0		HOME		0-0-0		1-0-0		0-0-0	
3-5-0	0-3-0	0-1-0		AWAY		0-0-0		0-0-0		3-1-0	
12-8-0	0-0-0	1-1-0		NEUTRAL		0-3-0		0-0-0		11-4-0	
12-15-0	0-3-0	1-4-0		NON-CONFERENCE		0-3-0		1-0-0		10-5-0	
1-2-0	0-0-0	0-2-0		HOME		0-0-0		1-0-0		0-0-0	
3-5-0	0-3-0	0-0-		AWAY		0-0-0		0-0-0		3-1-0	
8-8-0	0-0-0	1-1-0		NEUTRAL		0-3-0		0-0-0		7-4-0	
4-0-0	0-0-0	0-0-0		CONFERENCE		0-0-0		0-0-0		4-0-0	
0-0-0	0-0-0	0-0-0		HOME		0-0-0		0-0-0		0-0-0	
0-0-0	0-0-0	0-0-0		AWAY		0-0-0		0-0-0		0-0-0	
4-0-0	0-0-0	0-0-0		NEUTRAL		0-0-0		0-0-0		4-0-0	
RPI S	Opponent	Score	RPI S	Opponent	Score	RPI S	Opponent	Score	RPI S	Opponent	Score
6 A	La.-Lafayette	0 21	28 H	Tulsa	3 11	78 N	Rutgers	2 7	143 H	Central Ark.	1 0
20 A	LSU	0 16	31 A	Mississippi St.	2 3	78 N	Rutgers	3 4	173 N	SIU Edwardsville	0 4
20 A	LSU	0 2	31 H	Mississippi St.	3 4	96 N	Mercer	0 8	173 N	SIU Edwardsville	1 7
			33 N	Troy	3 4				188 A	Memphis	8 1
			33 N	Troy	2 1				191 N	Louisiana Tech	5 7
									193 N	Florida A&M	8 0
									210 A	Southern Miss.	6 1
									211 A	Samford	6 4
									228 N	Belmont	8 1
									228 N	Belmont	3 7
									231 N	Nicholls St.	6 2
									243 N	IUPUI	2 1
									246 A	Southeastern La.	0 3
									257 N	Savannah St.	11 1
									270 N	Texas Southern	3 2
									273 N	N.C. A&T	9 0
									279 N	Ark.-Pine Bluff	8 1
									283 N	Prairie View	6 0
									286 N	Grambling	6 0
									287 N	South Carolina St.	8 1
LAST 10 GAMES											
			31 H	Mississippi St.	3 4	143 H	Central Ark.	1 0			
			270 N	Texas Southern	3 2	228 N	Belmont	3 7			
			283 N	Prairie View	6 0	96 N	Mercer	0 8			
			279 N	Ark.-Pine Bluff	8 1	228 N	Belmont	8 1			
			286 N	Grambling	6 0	211 A	Samford	6 4			

Non-Div. I Games: Delta St. 4 3 Belhaven 2 3

Mississippi Val.

Average RPI Win:	198	WON-LOST RECORD	WINNING PCT. RANK	LAST 10 GAMES	STRENGTH OF SCHEDULE	OPP. STRENGTH OF SCHEDULE	TEAM RPI	ADJ RPI	CONF. RPI	ADJ CONF. RPI					
DIV. I ONLY		12-23-0	.34286	220	4-6-0	92	195	178	.46686	179	22	23			
DIV. I NON-CONF.		7-21-0	.25	242	0-4-0	90	145	213	.45129	209	22	22			
<hr/>															
TOTALS	RPI 1-25	RPI 26-50		W-L RECORDS		RPI 51-100		RPI 101-150		RPI 150+					
12-23-0	0-3-0	0-3-0		OVERALL		1-3-0		2-5-0		9-9-0					
0-0-0	0-0-0	0-0-0		HOME		0-0-0		0-0-0		0-0-0					
2-6-0	0-3-0	0-2-0		AWAY		0-0-0		1-0-0		1-1-0					
10-17-0	0-0-0	0-1-0		NEUTRAL		1-3-0		1-5-0		8-8-0					
7-21-0	0-3-0	0-3-0		NON-CONFERENCE		1-3-0		2-5-0		4-7-0					
0-0-0	0-0-0	0-0-0		HOME		0-0-0		0-0-0		0-0-0					
2-6-0	0-3-0	0-0-		AWAY		0-0-0		1-0-0		1-1-0					
5-15-0	0-0-0	0-1-0		NEUTRAL		1-3-0		1-5-0		3-6-0					
5-2-0	0-0-0	0-0-0		CONFERENCE		0-0-0		0-0-0		5-2-0					
0-0-0	0-0-0	0-0-0		HOME		0-0-0		0-0-0		0-0-0					
0-0-0	0-0-0	0-0-0		AWAY		0-0-0		0-0-0		0-0-0					
5-2-0	0-0-0	0-0-0		NEUTRAL		0-0-0		0-0-0		5-2-0					
RPI	S	Opponent	Score	RPI	S	Opponent	Score	RPI	S	Opponent	Score				
10	A	Washington	0 4	34	A	New Mexico	0 8	61	N	Utah	3 4	112	A	A&M-Corpus Christi	2 0
10	A	Washington	4 12	34	A	New Mexico	8 13	61	N	Utah	2 18	116	N	Michigan St.	6 8
19	A	Arizona	2 14	49	N	UAB	8 9	82	N	Western Ky.	2 9	118	N	Central Mich.	0 7
								99	N	UNI	8 4	123	N	Utah Valley	2 5
												123	N	Utah Valley	3 7
												142	N	Southern Utah	1 4
												142	N	Southern Utah	6 1
												153	N	UTSA	4 6
												160	N	Western Ill.	0 4
												190	N	Drake	4 3
												199	N	Wright St.	1 7
												201	N	CSU Bakersfield	15 1
												201	N	CSU Bakersfield	1 3
												215	N	Ill.-Chicago	7 12
												218	A	Seattle	5 4
												218	A	Seattle	4 11
												218	N	Seattle	1 2
												218	N	Seattle	7 6
												233	N	Houston Baptist	1 2
												233	N	Houston Baptist	2 8
												238	N	Neb. Omaha	3 0
												238	N	Neb. Omaha	2 1
												238	N	Neb. Omaha	3 0
												238	N	Neb. Omaha	6 4
												238	N	Neb. Omaha	6 4
				LAST 10 GAMES											
				238 N Neb. Omaha 6 4				123 N Utah Valley 3 7				238 N Neb. Omaha 3 0			
				238 N Neb. Omaha 3 0				233 N Houston Baptist 1 2				238 N Neb. Omaha 6 4			
				238 N Neb. Omaha 6 4				233 N Houston Baptist 2 8				238 N Neb. Omaha 6 4			
				238 N Neb. Omaha 3 0				116 N Michigan St. 6 8							
				123 N Utah Valley 2 5				199 N Wright St. 1 7							

Non-Div. I Games:

North Dakota

Average RPI Win: 219		WON-LOST	WINNING	LAST 10	STRENGTH OF	OPP. STRENGTH	TEAM	ADJ	CONF.	ADJ CONF.			
Average RPI Loss: 137		RECORD	PCT. RANK	GAMES	SCHEDULE	OF SCHEDULE	RPI	RPI	RPI	RPI			
DIV. I ONLY		11-11-0	.5	130	5-5-0	210	224	180	.46676	180	24	24	
DIV. I NON-CONF.		8-6-0	.57143	94	2-0-0	265	206	179	.47071	174	24	24	
<hr/>													
TOTALS		RPI 1-25	RPI 26-50		W-L RECORDS	RPI 51-100		RPI 101-150		RPI 150+			
11-11-0	0-1-0	0-1-0		OVERALL		0-1-0		2-2-0		9-6-0			
3-2-0	0-0-0	0-0-0		HOME		0-0-0		1-1-0		2-1-0			
2-6-0	0-0-0	0-0-0		AWAY		0-0-0		1-1-0		1-4-0			
6-3-0	0-0-0	0-1-0		NEUTRAL		0-1-0		0-0-0		6-1-0			
8-6-0	0-1-0	0-1-0		NON-CONFERENCE		0-1-0		0-0-0		8-3-0			
1-0-0	0-0-0	0-0-0		HOME		0-0-0		0-0-0		1-0-0			
1-3-0	0-1-0	0-0-		AWAY		0-0-0		0-0-0		1-2-0			
6-3-0	0-0-0	0-1-0		NEUTRAL		0-1-0		0-0-0		6-1-0			
3-5-0	0-0-0	0-0-0		CONFERENCE		0-0-0		2-2-0		1-3-0			
2-2-0	0-0-0	0-0-0		HOME		0-0-0		1-1-0		1-1-0			
1-3-0	0-0-0	0-0-0		AWAY		0-0-0		1-1-0		0-2-0			
0-0-0	0-0-0	0-0-0		NEUTRAL		0-0-0		0-0-0		0-0-0			
RPI	S	Opponent	Score		RPI	S	Opponent	Score		RPI	S	Opponent	Score
13	A	Texas A&M	5	6	29	N	Texas Tech	2	4	65	N	North Dakota St.	1 8
										121	H	Quinnipiac	5 6
										121	H	Quinnipiac	4 1
										146	A	Robert Morris	3 2
										146	A	Robert Morris	2 5
										167	A	Seton Hall	1 4
										167	A	Seton Hall	0 3
										170	H	Saint Joseph's	3 2
										184	N	Army	4 8
										197	A	Saint Francis (PA)	4 14
										197	A	Saint Francis (PA)	3 7
										217	N	Liberty	2 1
										217	N	Liberty	7 0
										223	H	Sacred Heart	2 1
										223	H	Sacred Heart	6 10
										247	N	Delaware	14 6
247	N	Delaware	6 3										
248	A	Norfolk St.	10 4										
285	N	Manhattan	8 0										
285	N	Manhattan	3 2										
LAST 10 GAMES													
197	A	Saint Francis (PA)	4 14	121	H	Quinnipiac	4 1						
197	A	Saint Francis (PA)	3 7	121	H	Quinnipiac	5 6						
146	A	Robert Morris	3 2	223	H	Sacred Heart	6 10						
146	A	Robert Morris	2 5	223	H	Sacred Heart	2 1						
170	H	Saint Joseph's	3 2	285	N	Manhattan	3 2						

Non-Div. I Games:

Monmouth

Average RPI Win:		201	WON-LOST RECORD		WINNING PCT. RANK		LAST 10 GAMES		STRENGTH OF SCHEDULE		OPP. STRENGTH OF SCHEDULE		TEAM RPI		ADJ RPI		CONF. RPI		ADJ CONF. RPI	
DIV. I ONLY			9-21-0		.3 235		5-5-0		79		159		182		.46648 181		26		25	
DIV. I NON-CONF.			5-18-0		.21739 254		2-2-0		76		96		210		.45246 206		26		26	
TOTALS		RPI 1-25		RPI 26-50		W-L RECORDS		RPI 51-100		RPI 101-150		RPI 150+								
9-21-0		0-2-0		0-1-0		OVERALL		0-10-0		1-3-0		8-5-0								
2-5-0		0-0-0		0-0-0		HOME		0-4-0		0-0-0		2-1-0								
4-8-0		0-0-0		0-0-0		AWAY		0-5-0		1-0-0		3-3-0								
3-8-0		0-2-0		0-1-0		NEUTRAL		0-1-0		0-3-0		3-1-0								
5-18-0		0-2-0		0-1-0		NON-CONFERENCE		0-10-0		1-3-0		4-2-0								
0-4-0		0-0-0		0-0-0		HOME		0-4-0		0-0-0		0-0-0								
3-6-0		0-0-0		0-0-		AWAY		0-5-0		1-0-0		2-1-0								
2-8-0		0-2-0		0-1-0		NEUTRAL		0-1-0		0-3-0		2-1-0								
4-3-0		0-0-0		0-0-0		CONFERENCE		0-0-0		0-0-0		4-3-0								
2-1-0		0-0-0		0-0-0		HOME		0-0-0		0-0-0		2-1-0								
1-2-0		0-0-0		0-0-0		AWAY		0-0-0		0-0-0		1-2-0								
1-0-0		0-0-0		0-0-0		NEUTRAL		0-0-0		0-0-0		1-0-0								
RPI	S	Opponent		Score		RPI	S	Opponent		Score		RPI	S	Opponent		Score				
1	N	California		1	14	46	N	Purdue		0	3	51	A	Fresno St.		1	9			
7	N	Oregon		0	6							51	A	Fresno St.		1	12			
												56	N	San Diego St.		2	10			
												58	A	Lipscomb		0	1			
												62	A	Arkansas		5	6			
												62	A	Arkansas		1	3			
												77	H	Miami (OH)		0	9			
												77	H	Miami (OH)		1	5			
												86	H	IPFW		1	4			
												86	H	IPFW		1	3			
														Michigan St.		8	1			
														Connecticut		8	10			
														UMKC		0	2			
														UMKC		0	1			
														Youngstown St.		5	4			
														Youngstown St.		1	4			
														Youngstown St.		5	6			
														Eastern Ill.		1	0			
														Eastern Ill.		1	2			
														Drake		3	0			
														Loyola Chicago		4	5			
														Loyola Chicago		4	0			
														Loyola Chicago		2	0			
														Samford		3	4			
														IUPUI		5	1			
														Evansville		3	2			
														Detroit		8	0			
LAST 10 GAMES																				
						206	H	Loyola Chicago		4	0	186	A	Eastern Ill.		1	2			
						206	H	Loyola Chicago		4	5	151	A	Youngstown St.		1	4			
						206	H	Loyola Chicago		2	0	151	A	Youngstown St.		5	4			
						116	A	Michigan St.		8	1	151	A	Youngstown St.		5	6			
						186	A	Eastern Ill.		1	0	77	H	Miami (OH)		0	9			

Non-Div. I Games:

Butler

[illegible]

Non-Div. I Games:

Campbell

[illegible]

Non-Div. I Games:

Eastern Ky.

Average RPI Win: 227		WON-LOST RECORD	WINNING PCT. RANK	LAST 10 GAMES	STRENGTH OF SCHEDULE	OPP. STRENGTH OF SCHEDULE	TEAM RPI	ADJ RPI	CONF. RPI	ADJ CONF. RPI							
Average RPI Loss: 174																	
DIV. I ONLY		19-12-0	.6129	79	7-3-0	262	255	170	.46338	184	29	29					
DIV. I NON-CONF.		15-12-0	.55556	102	3-3-0	227	266	169	.4676	180	29	29					
<hr/>																	
TOTALS		RPI 1-25		RPI 26-50		W-L RECORDS		RPI 51-100		RPI 101-150		RPI 150+					
19-12-0		0-1-0		0-0-0		OVERALL		0-1-0		2-3-0		17-7-0					
7-1-0		0-0-0		0-0-0		HOME		0-0-0		1-1-0		6-0-0					
2-4-0		0-1-0		0-0-0		AWAY		0-0-0		0-1-0		2-2-0					
10-7-0		0-0-0		0-0-0		NEUTRAL		0-1-0		1-1-0		9-5-0					
15-12-0		0-1-0		0-0-0		NON-CONFERENCE		0-1-0		2-3-0		13-7-0					
3-1-0		0-0-0		0-0-0		HOME		0-0-0		1-1-0		2-0-0					
2-4-0		0-1-0		0-0-		AWAY		0-0-0		0-1-0		2-2-0					
10-7-0		0-0-0		0-0-0		NEUTRAL		0-1-0		1-1-0		9-5-0					
4-0-0		0-0-0		0-0-0		CONFERENCE		0-0-0		0-0-0		4-0-0					
4-0-0		0-0-0		0-0-0		HOME		0-0-0		0-0-0		4-0-0					
0-0-0		0-0-0		0-0-0		AWAY		0-0-0		0-0-0		0-0-0					
0-0-0		0-0-0		0-0-0		NEUTRAL		0-0-0		0-0-0		0-0-0					
RPI	S	Opponent		Score		RPI	S	Opponent		Score		RPI	S	Opponent		Score	
14	A	Georgia		0	12							80	N	Stony Brook		0	12
												115	H	Fairleigh Dickinson		4	1
												115	H	Fairleigh Dickinson		0	1
												123	N	Utah Valley		0	3
												135	N	Villanova		1	0
												147	A	Penn		3	6
												151	N	Youngstown St.		5	4
												154	A	Fairfield		0	7
												180	N	Monmouth		8	4
												182	N	Campbell		10	8
												192	N	Utah St.		3	2
												205	N	Buffalo		7	2
												223	N	Akron		5	0
												233	N	Houston Baptist		2	1
												236	N	Siena		2	8
												238	N	Neb. Omaha		1	3
												240	N	Rider		1	2
												240	N	Rider		3	5
												247	N	Delaware		2	13
												248	A	Norfolk St.		5	4
												248	A	Norfolk St.		0	8
												249	A	George Washington		5	4
												259	N	Wagner		5	3
												274	H	Holy Cross		1	0
												274	H	Holy Cross		10	4
												274	H	Holy Cross		5	3
												274	H	Holy Cross		8	0
												280	H	Saint Peter's		10	2
												274	H	Holy Cross		1	0
												240	N	Rider		3	5
												135	N	Villanova		1	0
												147	A	Penn		3	6
												240	N	Rider		1	2
												280	H	Saint Peter's		10	2

Non-Div. I Games:

Army

RPI	S	Opponent	Score	
280	H	Saint Peter's	21	2
280	N	Saint Peter's	5	3

A
r
m
y

A
r
m
y

Army

Average RPI Win: 168		WON-LOST	WINNING	LAST 10	STRENGTH OF		OPP. STRENGTH	TEAM	ADJ	CONF.	ADJ CONF.
Average RPI Loss: 128		RECORD	PCT. RANK	GAMES	SCHEDULE		OF SCHEDULE	RPI	RPI	RPI	RPI
DIV. I ONLY		14-16-0	.46667	153	7-3-0		231	110	186	.46065	185
DIV. I NON-CONF.		6-13-0	.31579	225	4-3-0		239	81	229	.43068	225
TOTALS		RPI 1-25	RPI 26-50		W-L RECORDS		RPI 51-100		RPI 101-150		RPI 150+
14-16-0	0-0-0	0-1-0		OVERALL		2-5-0		5-5-0		7-5-0	
9-4-0	0-0-0	0-1-0		HOME		1-0-0		4-1-0		4-2-0	
2-5-0	0-0-0	0-0-0		AWAY		1-3-0		0-2-0		1-0-0	
3-7-0	0-0-0	0-0-0		NEUTRAL		0-2-0		1-2-0		2-3-0	
6-13-0	0-0-0	0-1-0		NON-CONFERENCE		1-5-0		2-5-0		3-2-0	
3-2-0	0-0-0	0-1-0		HOME		0-0-0		1-1-0		2-0-0	
1-5-0	0-0-0	0-0-		AWAY		1-3-0		0-2-0		0-0-0	
2-6-0	0-0-0	0-0-0		NEUTRAL		0-2-0		1-2-0		1-2-0	
8-3-0	0-0-0	0-0-0		CONFERENCE		1-0-0		3-0-0		4-3-0	
6-2-0	0-0-0	0-0-0		HOME		1-0-0		3-0-0		2-2-0	
1-0-0	0-0-0	0-0-0		AWAY		0-0-0		0-0-0		1-0-0	
1-1-0	0-0-0	0-0-0		NEUTRAL		0-0-0		0-0-0		1-1-0	
RPI S	Opponent	Score	RPI S	Opponent	Score	RPI S	Opponent	Score	RPI S	Opponent	Score
			27 H	Stanford	6 9	56 N	San Diego St.	0 5	101 N	UC Santa Barbara	5 7
						73 A	Pacific	3 1	101 N	UC Santa Barbara	1 7
						73 A	Pacific	0 7	103 N	Indiana	8 3
						74 A	New Mexico St.	12 13	119 H	Iowa St.	3 9
						85 H	Portland St.	2 1	119 H	Iowa St.	9 4
						92 A	San Jose St.	5 6	137 H	Sacramento St.	8 3
						99 N	UNI	2 8	137 H	Sacramento St.	8 6
									137 H	Sacramento St.	3 1
									141 A	Colorado St.	3 4
									141 A	Colorado St.	10 11
									163 H	Weber St.	0 8
									163 N	Weber St.	11 2
									169 H	Northern Colo.	1 9
									169 H	Northern Colo.	4 0
									215 N	Ill.-Chicago	3 11
									218 H	Seattle	8 2
									229 N	UTEP	5 6
									251 H	Princeton	2 0
									251 H	Princeton	1 0
									251 N	Princeton	3 2
									254 A	Santa Clara	2 0
									254 N	Santa Clara	10 12
LAST 10 GAMES			137 H	Sacramento St.	3 1	56 N	San Diego St.	0 5			
			137 H	Sacramento St.	8 6	251 N	Princeton	3 2			
			137 H	Sacramento St.	8 3	251 H	Princeton	2 0			
			73 A	Pacific	0 7	251 H	Princeton	1 0			
			73 A	Pacific	3 1	119 H	Iowa St.	3 9			

Non-Div. I Games:

St. Mary's (CA)

Average RPI Win: 193		WON-LOST	WINNING	LAST 10	STRENGTH OF		OPP. STRENGTH	TEAM	ADJ	CONF.	ADJ CONF.
Average RPI Loss: 135		RECORD	PCT. RANK	GAMES	SCHEDULE		OF SCHEDULE	RPI	RPI	RPI	RPI
DIV. I ONLY		15-15-0	.5	130	5-5-0		249	163	192	.45949	186
DIV. I NON-CONF.		10-9-0	.52632	120	2-2-0		256	155	183	.46841	178
TOTALS		RPI 1-25	RPI 26-50		W-L RECORDS		RPI 51-100		RPI 101-150		RPI 150+
15-15-0	0-0-0	0-1-0		OVERALL		1-3-0		4-6-0		10-5-0	
5-4-0	0-0-0	0-0-0		HOME		0-0-0		3-2-0		2-2-0	
6-7-0	0-0-0	0-1-0		AWAY		0-1-0		1-4-0		5-1-0	
4-4-0	0-0-0	0-0-0		NEUTRAL		1-2-0		0-0-0		3-2-0	
10-9-0	0-0-0	0-1-0		NON-CONFERENCE		1-3-0		2-2-0		7-3-0	
2-2-0	0-0-0	0-0-0		HOME		0-0-0		1-1-0		1-1-0	
4-3-0	0-0-0	0-0-		AWAY		0-1-0		1-1-0		3-0-0	
4-4-0	0-0-0	0-0-0		NEUTRAL		1-2-0		0-0-0		3-2-0	
5-6-0	0-0-0	0-0-0		CONFERENCE		0-0-0		2-4-0		3-2-0	
3-2-0	0-0-0	0-0-0		HOME		0-0-0		2-1-0		1-1-0	
2-4-0	0-0-0	0-0-0		AWAY		0-0-0		0-3-0		2-1-0	
0-0-0	0-0-0	0-0-0		NEUTRAL		0-0-0		0-0-0		0-0-0	
RPI S	Opponent	Score	RPI S	Opponent	Score	RPI S	Opponent	Score	RPI S	Opponent	Score
			31 A	Mississippi St.	0 8	67 A	Georgia St.	0 7	125 H	Missouri St.	5 4
						89 N	Chattanooga	5 4	125 H	Missouri St.	3 8
						96 N	Mercer	6 9	128 A	Middle Tenn.	2 3
						96 N	Mercer	0 2	128 A	Middle Tenn.	2 1
									144 A	Jacksonville St.	0 5
									144 A	Jacksonville St.	1 7
									144 A	Jacksonville St.	2 5
									145 H	Murray St.	8 2
									145 H	Murray St.	0 3
									145 H	Murray St.	5 4
									173 A	SIU Edwardsville	4 9
									173 H	SIU Edwardsville	0 4
									173 H	SIU Edwardsville	4 1
									181 H	Butler	0 1
									181 H	Butler	2 1
									191 N	Louisiana Tech	0 2
									191 N	Louisiana Tech	6 8
									211 A	Samford	4 1
									211 A	Samford	3 1
									211 N	Samford	5 4
									242 A	Morehead St.	5 0
									242 A	Morehead St.	3 1
									243 N	IUPUI	3 0
									257 N	Savannah St.	8 3
									288 A	Alabama A&M	8 0
LAST 10 GAMES			145 H	Murray St.	0 3	181 H	Butler	2 1	243 N	IUPUI	3 0
			145 H	Murray St.	8 2	125 H	Missouri St.	5 4	257 N	Savannah St.	8 3
			145 H	Murray St.	5 4	125 H	Missouri St.	3 8	288 A	Alabama A&M	8 0
			173 A	SIU Edwardsville	4 9	173 H	SIU Edwardsville	0 4			
			181 H	Butler	0 1	173 H	SIU Edwardsville	4 1			

Non-Div. I Games:

Eastern Ill.

Average RPI Win:	202	WON-LOST	WINNING	LAST 10	STRENGTH OF	OPP. STRENGTH	TEAM	ADJ	CONF.	ADJ CONF.	
Average RPI Loss:	107	RECORD	PCT. RANK	GAMES	SCHEDULE	OF SCHEDULE	RPI	RPI	RPI	RPI	
DIV. I ONLY	12-16-0	.42857	175	3-7-0	197	158	190	.45939	187	18	18
DIV. I NON-CONF.	10-12-0	.45455	159	1-3-0	198	195	187	.4664	184	15	15
<hr/>											
TOTALS	RPI 1-25	RPI 26-50		W-L RECORDS		RPI 51-100		RPI 101-150		RPI 150+	
12-16-0	0-0-0	0-6-0		OVERALL		1-3-0		1-1-0		10-6-0	
3-7-0	0-0-0	0-2-0		HOME		0-2-0		1-1-0		2-2-0	
3-7-0	0-0-0	0-4-0		AWAY		0-0-0		0-0-0		3-3-0	
6-2-0	0-0-0	0-0-0		NEUTRAL		1-1-0		0-0-0		5-1-0	
10-12-0	0-0-0	0-4-0		NON-CONFERENCE		1-3-0		0-0-0		9-5-0	
2-4-0	0-0-0	0-0-0		HOME		0-2-0		0-0-0		2-2-0	
2-6-0	0-0-0	0-0-		AWAY		0-0-0		0-0-0		2-2-0	
6-2-0	0-0-0	0-0-0		NEUTRAL		1-1-0		0-0-0		5-1-0	
2-4-0	0-0-0	0-2-0		CONFERENCE		0-0-0		1-1-0		1-1-0	
1-3-0	0-0-0	0-2-0		HOME		0-0-0		1-1-0		0-0-0	
1-1-0	0-0-0	0-0-0		AWAY		0-0-0		0-0-0		1-1-0	
0-0-0	0-0-0	0-0-0		NEUTRAL		0-0-0		0-0-0		0-0-0	
RPI	S	Opponent	Score	RPI	S	Opponent	Score	RPI	S	Opponent	Score
29	A	Texas Tech	1 9	62	N	Arkansas	4 1	112	H	A&M-Corpus Christi	0 1
29	A	Texas Tech	1 7	65	H	North Dakota St.	1 3	112	H	A&M-Corpus Christi	2 0
29	A	Texas Tech	0 2	65	H	North Dakota St.	0 2	155	N	Binghamton	3 6
42	A	Baylor	0 11	76	N	Iowa	0 1	155	N	Binghamton	6 2
45	H	Texas St.	0 4					190	H	Drake	3 2
45	H	Texas St.	1 2					190	H	Drake	2 3
								191	A	Louisiana Tech	1 2
								191	A	Louisiana Tech	0 8
								194	N	Wichita St.	6 1
								200	N	Dayton	5 2
								212	A	Stephen F. Austin	2 0
								212	A	Stephen F. Austin	1 2
								228	N	Belmont	9 4
								233	A	Houston Baptist	4 1
								233	H	Houston Baptist	4 6
								270	N	Texas Southern	9 0
								279	H	Ark.-Pine Bluff	2 0
								286	A	Grambling	14 0
<hr/>											
LAST 10 GAMES											
212	A	Stephen F. Austin	1 2	112	H	A&M-Corpus Christi	0 1				
212	A	Stephen F. Austin	2 0	191	A	Louisiana Tech	0 8				
45	H	Texas St.	0 4	191	A	Louisiana Tech	1 2				
45	H	Texas St.	1 2	286	A	Grambling	14 0				
112	H	A&M-Corpus Christi	2 0	65	H	North Dakota St.	1 3				

Non-Div. I Games:

Texas-Arlington

Average RPI Win: 171		WON-LOST	WINNING	LAST 10	STRENGTH OF		OPP. STRENGTH	TEAM	ADJ	CONF.	ADJ CONF.
Average RPI Loss: 95		RECORD	PCT. RANK	GAMES	SCHEDULE		OF SCHEDULE	RPI	RPI	RPI	RPI
DIV. I ONLY		11-27-0	.28947	243	5-5-0		101	99	188	.45855	188
DIV. I NON-CONF.		9-17-0	.34615	209	3-1-0		83	113	162	.47724	166
TOTALS		RPI 1-25	RPI 26-50		W-L RECORDS		RPI 51-100		RPI 101-150		RPI 150+
11-27-0	0-4-0	1-6-0		OVERALL		0-6-0		4-5-0		6-6-0	
7-8-0	0-0-0	0-0-0		HOME		0-2-0		3-4-0		4-2-0	
3-10-0	0-1-0	1-3-0		AWAY		0-4-0		0-0-0		2-2-0	
1-9-0	0-3-0	0-3-0		NEUTRAL		0-0-0		1-1-0		0-2-0	
9-17-0	0-4-0	1-3-0		NON-CONFERENCE		0-3-0		4-2-0		4-5-0	
5-4-0	0-0-0	0-0-0		HOME		0-2-0		3-1-0		2-1-0	
3-4-0	0-1-0	1-0-		AWAY		0-1-0		0-0-0		2-2-0	
1-9-0	0-3-0	0-3-0		NEUTRAL		0-0-0		1-1-0		0-2-0	
2-10-0	0-0-0	0-3-0		CONFERENCE		0-3-0		0-3-0		2-1-0	
2-4-0	0-0-0	0-0-0		HOME		0-0-0		0-3-0		2-1-0	
0-6-0	0-0-0	0-3-0		AWAY		0-3-0		0-0-0		0-0-0	
0-0-0	0-0-0	0-0-0		NEUTRAL		0-0-0		0-0-0		0-0-0	
RPI S	Opponent	Score	RPI S	Opponent	Score	RPI S	Opponent	Score	RPI S	Opponent	Score
2 N	Alabama	0 8	31 N	Mississippi St.	6 9	63 A	Houston	0 8	103 N	Indiana	5 8
9 N	Louisville	0 11	40 N	Boston U.	3 7	63 A	Houston	1 5	107 H	Marshall	0 6
11 N	Hawaii	1 9	41 N	BYU	8 14	63 A	Houston	0 8	107 H	Marshall	0 1
12 A	Tennessee	0 7	44 A	South Ala.	3 1	77 H	Miami (OH)	0 5	107 H	Marshall	0 1
			49 A	UAB	0 2	91 A	UNLV	0 1	114 H	UT Martin	3 1
			49 A	UAB	1 3	99 H	UNI	2 3	125 H	Missouri St.	0 1
			49 A	UAB	3 4				144 N	Jacksonville St.	10 5
									145 H	Murray St.	1 0
									145 H	Murray St.	1 0
									158 N	Long Beach St.	1 2
									160 H	Western Ill.	8 7
									178 H	Mississippi Val.	1 8
									210 H	Southern Miss.	2 0
									210 H	Southern Miss.	1 2
									210 H	Southern Miss.	3 2
									211 A	Samford	0 5
									211 A	Samford	11 4
									225 H	Southeast Mo. St.	1 0
									245 N	Idaho St.	4 12
									277 A	Alcorn St.	5 1
									277 A	Alcorn St.	0 3
			LAST 10 GAMES								
			210 H	Southern Miss.	1 2	63 A	Houston	0 8			
			210 H	Southern Miss.	2 0	63 A	Houston	0 8			
			210 H	Southern Miss.	3 2	63 A	Houston	1 5			
			145 H	Murray St.	1 0	211 A	Samford	0 5			
			145 H	Murray St.	1 0	211 A	Samford	11 4			

Non-Div. I Games:

Memphis

Average RPI Win:		187	WON-LOST RECORD		WINNING PCT. RANK		LAST 10 GAMES		STRENGTH OF SCHEDULE		OPP. STRENGTH OF SCHEDULE		TEAM RPI		ADJ RPI		CONF. RPI		ADJ CONF. RPI	
DIV. I ONLY			11-28-0		.28205 247		5-5-0		112		88		193		.45855 188		24		24	
DIV. I NON-CONF.			8-25-0		.24242 250		2-2-0		97		44		204		.45715 200		24		24	
TOTALS		RPI 1-25		RPI 26-50		W-L RECORDS		RPI 51-100		RPI 101-150		RPI 150+								
11-28-0		0-3-0		1-6-0		OVERALL		1-9-0		0-6-0		9-4-0								
1-3-0		0-0-0		0-0-0		HOME		0-0-0		0-2-0		1-1-0								
3-2-0		0-1-0		0-0-0		AWAY		0-1-0		0-0-0		3-0-0								
7-23-0		0-2-0		1-6-0		NEUTRAL		1-8-0		0-4-0		5-3-0								
8-25-0		0-3-0		1-6-0		NON-CONFERENCE		1-9-0		0-4-0		6-3-0								
0-0-0		0-0-0		0-0-0		HOME		0-0-0		0-0-0		0-0-0								
1-2-0		0-1-0		0-0-		AWAY		0-1-0		0-0-0		1-0-0								
7-23-0		0-2-0		1-6-0		NEUTRAL		1-8-0		0-4-0		5-3-0								
3-3-0		0-0-0		0-0-0		CONFERENCE		0-0-0		0-2-0		3-1-0								
1-3-0		0-0-0		0-0-0		HOME		0-0-0		0-2-0		1-1-0								
2-0-0		0-0-0		0-0-0		AWAY		0-0-0		0-0-0		2-0-0								
0-0-0		0-0-0		0-0-0		NEUTRAL		0-0-0		0-0-0		0-0-0								
RPI	S	Opponent		Score		RPI	S	Opponent		Score		RPI	S	Opponent		Score				
3	N	Florida		0	8	27	N	Stanford		0	3	52	N	Kentucky		1	2			
16	A	South Fla.		2	10	35	N	Virginia Tech		2	5	58	N	Lipscomb		5	13			
22	N	Michigan		0	4	38	N	Illinois St.		0	9	70	A	Hofstra		2	3			
						40	N	Boston U.		4	3	72	N	North Florida		2	8			
						41	N	BYU		4	11	74	N	New Mexico St.		1	7			
						43	N	Notre Dame		0	5	76	N	Iowa		0	7			
						48	N	Northwestern		3	4	78	N	Rutgers		0	1			
												94	N	Ball St.		1	8			
												98	N	Penn St.		2	8			
												99	N	UNI		5	1			

Non-Div. I Games:

LIU Brooklyn

Drake		Through Games Of Through April 1, 2012									
Average RPI Win:	206	WON-LOST RECORD	WINNING PCT. RANK	LAST 10 GAMES	STRENGTH OF SCHEDULE	OPP. STRENGTH OF SCHEDULE	TEAM RPI	ADJ RPI	CONF. RPI	ADJ CONF. RPI	
DIV. I ONLY		15-16-0	.48387 144	8-2-0	239	172	189	.45818 190	14	14	
DIV. I NON-CONF.		7-15-0	.31818 222	0-1-0	266	165	253	.40785 251	14	14	
TOTALS		RPI 1-25	RPI 26-50		W-L RECORDS		RPI 51-100		RPI 101-150		RPI 150+
15-16-0	0-0-0	0-0-0		OVERALL		0-6-0		2-5-0		13-5-0	
5-1-0	0-0-0	0-0-0		HOME		0-0-0		2-1-0		3-0-0	
4-5-0	0-0-0	0-0-0		AWAY		0-3-0		0-1-0		4-1-0	
6-10-0	0-0-0	0-0-0		NEUTRAL		0-3-0		0-3-0		6-4-0	
7-15-0	0-0-0	0-0-0		NON-CONFERENCE		0-6-0		0-4-0		7-5-0	
0-0-0	0-0-0	0-0-0		HOME		0-0-0		0-0-0		0-0-0	
1-5-0	0-0-0	0-0-		AWAY		0-3-0		0-1-0		1-1-0	
6-10-0	0-0-0	0-0-0		NEUTRAL		0-3-0		0-3-0		6-4-0	
8-1-0	0-0-0	0-0-0		CONFERENCE		0-0-0		2-1-0		6-0-0	
5-1-0	0-0-0	0-0-0		HOME		0-0-0		2-1-0		3-0-0	
3-0-0	0-0-0	0-0-0		AWAY		0-0-0		0-0-0		3-0-0	
0-0-0	0-0-0	0-0-0		NEUTRAL		0-0-0		0-0-0		0-0-0	
RPI S	Opponent	Score	RPI S	Opponent	Score	RPI S	Opponent	Score	RPI S	Opponent	Score
						58 A	Lipscomb	2 5	113 N	Valparaiso	3 5
						60 N	Ga. Southern	0 2	119 A	Iowa St.	0 1
						62 A	Arkansas	4 5	125 H	Missouri St.	4 2
						62 A	Arkansas	6 8	125 H	Missouri St.	2 3
						62 N	Arkansas	1 4	125 H	Missouri St.	4 2
						83 N	Wisconsin	0 8	128 N	Middle Tenn.	1 2
									148 N	Eastern Mich.	0 4
									160 N	Western Ill.	3 2
									171 H	Bradley	1 0
									171 H	Bradley	3 2
									171 H	Bradley	3 0
									179 N	North Dakota	3 4
									181 N	Butler	0 3
									187 A	Texas-Arlington	3 2
									187 A	Texas-Arlington	2 3
									222 A	Indiana St.	4 2
									222 A	Indiana St.	2 0
									222 A	Indiana St.	5 1
									233 N	Houston Baptist	2 3
									241 N	Green Bay	8 2
									243 N	IUPUI	0 2
									243 N	IUPUI	3 0
									265 N	Alabama St.	11 3
									279 N	Ark.-Pine Bluff	16 4
									279 N	Ark.-Pine Bluff	15 0
			LAST 10 GAMES								
			125 H	Missouri St.	4 2	171 H	Bradley	3 2	265 N	Alabama St.	11 3
			125 H	Missouri St.	4 2	171 H	Bradley	3 0	279 N	Ark.-Pine Bluff	16 4
			125 H	Missouri St.	2 3	222 A	Indiana St.	2 0	279 N	Ark.-Pine Bluff	15 0
			119 A	Iowa St.	0 1	222 A	Indiana St.	5 1			
			171 H	Bradley	1 0	222 A	Indiana St.	4 2			

Non-Div. I Games:

Drake

Average RPI Win:		198	WON-LOST RECORD		WINNING PCT. RANK		LAST 10 GAMES		STRENGTH OF SCHEDULE		OPP. STRENGTH OF SCHEDULE		TEAM RPI		ADJ RPI		CONF. RPI		ADJ CONF. RPI		
DIV. I ONLY			15-19-0		.44118 171		5-5-0		195		143		184		.45775 191		9		9		
DIV. I NON-CONF.			13-16-0		.44828 163		3-2-0		181		163		174		.46582 186		9		9		
TOTALS		RPI 1-25		RPI 26-50		W-L RECORDS		RPI 51-100		RPI 101-150		RPI 150+									
15-19-0		0-5-0		0-4-0		OVERALL		1-2-0		0-2-0		14-6-0									
4-2-0		0-0-0		0-0-0		HOME		0-0-0		0-1-0		4-1-0									
2-9-0		0-3-0		0-3-0		AWAY		0-2-0		0-1-0		2-0-0									
9-8-0		0-2-0		0-1-0		NEUTRAL		1-0-0		0-0-0		8-5-0									
13-16-0		0-5-0		0-4-0		NON-CONFERENCE		1-0-0		0-2-0		12-5-0									
2-1-0		0-0-0		0-0-0		HOME		0-0-0		0-1-0		2-0-0									
2-7-0		0-3-0		0-0-		AWAY		0-0-0		0-1-0		2-0-0									
9-8-0		0-2-0		0-1-0		NEUTRAL		1-0-0		0-0-0		8-5-0									
2-3-0		0-0-0		0-0-0		CONFERENCE		0-2-0		0-0-0		2-1-0									
2-1-0		0-0-0		0-0-0		HOME		0-0-0		0-0-0		2-1-0									
0-2-0		0-0-0		0-0-0		AWAY		0-2-0		0-0-0		0-0-0									
0-0-0		0-0-0		0-0-0		NEUTRAL		0-0-0		0-0-0		0-0-0									
RPI	S	Opponent		Score		RPI	S	Opponent		Score		RPI	S	Opponent		Score					
6	A	La.-Lafayette		0	9	31	A	Mississippi St.		0	8	92	A	San Jose St.		0	7				
20	A	LSU		0	8	42	A	Baylor		1	3	92	A	San Jose St.		2	4				
22	N	Michigan		6	7	42	A	Baylor		1	3	98	N	Penn St.		4	2				
22	N	Michigan		4	5	48	N	Northwestern		6	10										
24	A	Auburn		0	3																
						LAST 10 GAMES															
						92 A San Jose St.						2	4	187 H Texas-Arlington						8	0
						92 A San Jose St.						0	7	187 H Texas-Arlington						2	1
						192 H Utah St.						5	1	143 H Central Ark.						7	9
						192 H Utah St.						10	1	226 N Drexel						6	7
						192 H Utah St.						0	4	249 N George Washington						4	2
														275 N Columbia						4	5

Non-Div. I Games:

Louisiana Tech

Average RPI Win:	152	WON-LOST	WINNING	LAST 10	STRENGTH OF	OPP. STRENGTH	TEAM	ADJ	CONF.	ADJ CONF.					
Average RPI Loss:	105	RECORD	PCT. RANK	GAMES	SCHEDULE	OF SCHEDULE	RPI	RPI	RPI	RPI					
DIV. I ONLY		10-22-0	.3125	230	2-8-0	141	95	196	.45704	192	9	9			
DIV. I NON-CONF.		8-18-0	.30769	228	0-4-0	88	76	173	.47363	171	9	9			
<hr/>															
TOTALS	RPI 1-25	RPI 26-50		W-L RECORDS		RPI 51-100		RPI 101-150		RPI 150+					
10-22-0	0-4-0	0-1-0		OVERALL		0-5-0		5-6-0		5-6-0					
1-2-0	0-0-0	0-0-0		HOME		0-0-0		0-0-0		1-2-0					
1-8-0	0-1-0	0-0-0		AWAY		0-3-0		0-2-0		1-2-0					
8-12-0	0-3-0	0-1-0		NEUTRAL		0-2-0		5-4-0		3-2-0					
<hr/>															
8-18-0	0-4-0	0-1-0		NON-CONFERENCE		0-5-0		5-6-0		3-2-0					
0-0-0	0-0-0	0-0-0		HOME		0-0-0		0-0-0		0-0-0					
0-6-0	0-1-0	0-0-		AWAY		0-3-0		0-2-0		0-0-0					
8-12-0	0-3-0	0-1-0		NEUTRAL		0-2-0		5-4-0		3-2-0					
<hr/>															
2-4-0	0-0-0	0-0-0		CONFERENCE		0-0-0		0-0-0		2-4-0					
1-2-0	0-0-0	0-0-0		HOME		0-0-0		0-0-0		1-2-0					
1-2-0	0-0-0	0-0-0		AWAY		0-0-0		0-0-0		1-2-0					
0-0-0	0-0-0	0-0-0		NEUTRAL		0-0-0		0-0-0		0-0-0					
<hr/>															
RPI S	Opponent	Score		RPI S	Opponent	Score		RPI S	Opponent	Score					
14 A	Georgia	0	8	29 N	Texas Tech	2	11	53 A	Boise St.	1	7	103 N	Indiana	6	3
20 N	LSU	0	13					54 N	Pittsburgh	0	8	108 N	Harvard	5	8
21 N	UCLA	0	2					61 A	Utah	0	7	116 N	Michigan St.	2	3
23 N	North Carolina	2	11					85 N	Portland St.	5	11	117 N	North Carolina St.	6	5
								88 A	Loyola Marymount	1	5	138 N	San Diego	0	4
												139 N	Cal Poly	1	0
												142 A	Southern Utah	3	9
												142 A	Southern Utah	2	7
												149 N	UC Riverside	5	1
												150 N	Cal St. Northridge	12	9
												150 N	Cal St. Northridge	2	4
												156 N	Cal St. Fullerton	4	13
												158 N	Long Beach St.	10	1
												165 N	St. John's (NY)	8	4
												170 N	Saint Joseph's	4	3
												175 H	Nevada	1	3
												175 H	Nevada	4	0
												175 H	Nevada	7	8
												184 N	Army	2	3
												191 A	Louisiana Tech	1	5
												191 A	Louisiana Tech	1	10
												191 A	Louisiana Tech	4	0
<hr/>															
				LAST 10 GAMES											
				175 H Nevada				4	0	191 A Louisiana Tech				1	10
				175 H Nevada				1	3	191 A Louisiana Tech				4	0
				175 H Nevada				7	8	85 N Portland St.				5	11
				61 A Utah				0	7	53 A Boise St.				1	7
				191 A Louisiana Tech				1	5	108 N Harvard				5	8

Non-Div. I Games:

Utah St.

Average RPI Win:		215	WON-LOST RECORD		WINNING PCT. RANK	LAST 10 GAMES		STRENGTH OF SCHEDULE		OPP. STRENGTH OF SCHEDULE	TEAM RPI	ADJ RPI	CONF. RPI	ADJ CONF. RPI			
Average RPI Loss:		108															
DIV. I ONLY			15-22-0		.40541	191	4-6-0		164		188	191	.45526	193	30	30	
DIV. I NON-CONF.			14-20-0		.41176	177	3-4-0		168		173	186	.46784	179	30	30	
TOTALS		RPI 1-25		RPI 26-50		W-L RECORDS		RPI 51-100		RPI 101-150		RPI 150+					
15-22-0		0-2-0		0-3-0		OVERALL		1-8-0		2-2-0		12-7-0					
2-5-0		0-1-0		0-0-0		HOME		1-3-0		1-1-0		0-0-0					
1-3-0		0-0-0		0-0-0		AWAY		0-0-0		0-0-0		1-3-0					
12-14-0		0-1-0		0-3-0		NEUTRAL		0-5-0		1-1-0		11-4-0					
14-20-0		0-2-0		0-3-0		NON-CONFERENCE		1-8-0		2-2-0		11-5-0					
2-5-0		0-1-0		0-0-0		HOME		1-3-0		1-1-0		0-0-0					
0-1-0		0-0-0		0-0-		AWAY		0-0-0		0-0-0		0-1-0					
12-14-0		0-1-0		0-3-0		NEUTRAL		0-5-0		1-1-0		11-4-0					
1-2-0		0-0-0		0-0-0		CONFERENCE		0-0-0		0-0-0		1-2-0					
0-0-0		0-0-0		0-0-0		HOME		0-0-0		0-0-0		0-0-0					
1-2-0		0-0-0		0-0-0		AWAY		0-0-0		0-0-0		1-2-0					
0-0-0		0-0-0		0-0-0		NEUTRAL		0-0-0		0-0-0		0-0-0					
RPI	S	Opponent		Score		RPI	S	Opponent		Score		RPI	S	Opponent		Score	
17	H	Florida St.		1	10	28	N	Tulsa		6	11	64	N	Ohio St.		1	7
24	N	Auburn		0	9	36	N	UCF		1	9	68	N	FIU		1	5
						40	N	Boston U.		2	3	72	H	North Florida		2	8
												72	H	North Florida		2	1
												72	N	North Florida		8	12
												88	N	Loyola Marymount		0	9
												89	N	Chattanooga		3	5
												96	H	Mercer		1	10
												96	H	Mercer		3	4
														176 N Western Caro.		4	5
														178 N Mississippi Val.		0	8
														188 N LIU Brooklyn		1	3
														221 N Dartmouth		2	1
														223 N Sacred Heart		5	1
														256 N Bryant		5	3
														257 A Savannah St.		4	6
														257 A Savannah St.		3	2
														257 A Savannah St.		0	2
														258 N Yale		12	3
														260 N Detroit		8	0
														274 N Holy Cross		1	0
														281 N Lafayette		5	4
														286 N Grambling		11	2
														288 N Alabama A&M		10	2
LAST 10 GAMES																	
						257	A	Savannah St.		3	2	96	H	Mercer		1	10
						257	A	Savannah St.		4	6	96	H	Mercer		3	4
						257	A	Savannah St.		0	2	17	H	Florida St.		1	10
						109	H	Fla. Gulf Coast		1	4	102	N	Maryland		9	0
						109	H	Fla. Gulf Coast		5	3	221	N	Dartmouth		2	1

Non-Div. I Games:

Florida A&M

Average RPI Win: 217		WON-LOST RECORD		WINNING PCT. RANK		LAST 10 GAMES		STRENGTH OF SCHEDULE		OPP. STRENGTH OF SCHEDULE		TEAM RPI		ADJ RPI		CONF. RPI		ADJ CONF. RPI											
DIV. I ONLY		13-22-0		.37143 207		5-5-0		158		190		197		.4552 194		17		17											
DIV. I NON-CONF.		9-14-0		.3913 188		2-2-0		138		144		172		.47399 170		18		17											
TOTALS		RPI 1-25		RPI 26-50		W-L RECORDS		RPI 51-100		RPI 101-150		RPI 150+																	
13-22-0		0-3-0		0-2-0		OVERALL		0-3-0		1-4-0		12-10-0																	
9-7-0		0-0-0		0-0-0		HOME		0-2-0		0-0-0		9-5-0																	
1-13-0		0-3-0		0-2-0		AWAY		0-0-0		0-3-0		1-5-0																	
3-2-0		0-0-0		0-0-0		NEUTRAL		0-1-0		1-1-0		2-0-0																	
9-14-0		0-3-0		0-2-0		NON-CONFERENCE		0-3-0		1-4-0		8-2-0																	
6-4-0		0-0-0		0-0-0		HOME		0-2-0		0-0-0		6-2-0																	
0-8-0		0-3-0		0-0-		AWAY		0-0-0		0-3-0		0-0-0																	
3-2-0		0-0-0		0-0-0		NEUTRAL		0-1-0		1-1-0		2-0-0																	
4-8-0		0-0-0		0-0-0		CONFERENCE		0-0-0		0-0-0		4-8-0																	
3-3-0		0-0-0		0-0-0		HOME		0-0-0		0-0-0		3-3-0																	
1-5-0		0-0-0		0-0-0		AWAY		0-0-0		0-0-0		1-5-0																	
0-0-0		0-0-0		0-0-0		NEUTRAL		0-0-0		0-0-0		0-0-0																	
RPI	S	Opponent		Score		RPI	S	Opponent		Score		RPI	S	Opponent		Score													
12	A	Tennessee		0	8	32	A	Georgia Tech		2	8	67	N	Georgia St.		0	2	122	A	Charleston So.		2	3						
12	A	Tennessee		0	1	32	A	Georgia Tech		2	4	84	H	S.C. Upstate		0	3	122	A	Charleston So.		0	8						
14	A	Georgia		0	8							84	H	S.C. Upstate		0	4	122	A	Charleston So.		4	12						
																		131	N	Winthrop		0	1						
																		144	N	Jacksonville St.		6	5						
																		166	H	Charlotte		1	6						
																		166	H	Charlotte		1	2						
																		176	A	Western Caro.		0	5						
																		176	A	Western Caro.		7	3						
																		176	A	Western Caro.		3	4						
																		177	A	Elon		8	13						
																		177	A	Elon		0	3						
																		177	A	Elon		1	9						
																		194	H	Gardner-Webb		6	1						
																		194	H	Gardner-Webb		3	2						
																		198	H	UNC Greensboro		3	0						
																		198	H	UNC Greensboro		6	5						
																		198	H	UNC Greensboro		1	2						
																		208	H	Appalachian St.		3	1						
																		208	H	Appalachian St.		3	4						
																		208	H	Appalachian St.		0	1						
						LAST 10 GAMES												234	N	Rhode Island		7	3						
						176 A Western Caro.						7	3	198 H UNC Greensboro						1	2	244 H Presbyterian						3	1
						176 A Western Caro.						0	5	198 H UNC Greensboro						6	5	244 H Presbyterian						4	3
						176 A Western Caro.						3	4	198 H UNC Greensboro						3	0	264 H Oakland						6	2
						12 A Tennessee						0	1	244 H Presbyterian						4	3	264 H Oakland						6	1
						12 A Tennessee						0	8	244 H Presbyterian						3	1	265 N Alabama St.						1	0

Non-Div. I Games:

Furman

Average RPI Win: 210		WON-LOST	WINNING	LAST 10	STRENGTH OF		OPP. STRENGTH	TEAM	ADJ	CONF.	ADJ CONF.
Average RPI Loss: 76		RECORD	PCT. RANK	GAMES	SCHEDULE		OF SCHEDULE	RPI	RPI	RPI	RPI
DIV. I ONLY		7-26-0	.21212	267	1-9-0		73	93	197	.4552	194
DIV. I NON-CONF.		7-17-0	.29167	232	1-1-0		116	89	198	.45973	195
TOTALS		RPI 1-25	RPI 26-50		W-L RECORDS		RPI 51-100		RPI 101-150		RPI 150+
7-26-0	0-4-0	0-5-0		OVERALL		0-11-0		1-3-0		6-3-0	
0-8-0	0-0-0	0-0-0		HOME		0-6-0		0-0-0		0-2-0	
1-10-0	0-4-0	0-4-0		AWAY		0-1-0		1-1-0		0-0-0	
6-8-0	0-0-0	0-1-0		NEUTRAL		0-4-0		0-2-0		6-1-0	
7-17-0	0-4-0	0-2-0		NON-CONFERENCE		0-5-0		1-3-0		6-3-0	
0-2-0	0-0-0	0-0-0		HOME		0-0-0		0-0-0		0-2-0	
1-7-0	0-4-0	0-0-		AWAY		0-1-0		1-1-0		0-0-0	
6-8-0	0-0-0	0-1-0		NEUTRAL		0-4-0		0-2-0		6-1-0	
0-9-0	0-0-0	0-3-0		CONFERENCE		0-6-0		0-0-0		0-0-0	
0-6-0	0-0-0	0-0-0		HOME		0-6-0		0-0-0		0-0-0	
0-3-0	0-0-0	0-3-0		AWAY		0-0-0		0-0-0		0-0-0	
0-0-0	0-0-0	0-0-0		NEUTRAL		0-0-0		0-0-0		0-0-0	
RPI S	Opponent	Score	RPI S	Opponent	Score	RPI S	Opponent	Score	RPI S	Opponent	Score
5 A	Arizona St.	0 11	37 A	Oklahoma St.	1 2	53 N	Boise St.	4 5	103 N	Indiana	0 11
5 A	Arizona St.	0 9	38 A	Illinois St.	0 3	55 H	Southern Ill.	0 5	103 N	Indiana	3 6
8 A	Oklahoma	0 13	38 A	Illinois St.	1 4	55 H	Southern Ill.	1 7	126 A	Saint Louis	7 2
8 A	Oklahoma	0 5	38 A	Illinois St.	3 5	55 H	Southern Ill.	8 11	126 A	Saint Louis	0 1
			42 N	Baylor	1 5	62 N	Arkansas	0 8	161 N	Sam Houston St.	6 4
						65 N	North Dakota St.	2 10	161 N	Sam Houston St.	4 3
						76 N	Iowa	0 11	187 N	Texas-Arlington	1 6
						97 A	North Texas	9 12	206 H	Loyola Chicago	3 5
						99 H	UNI	2 4	206 H	Loyola Chicago	6 9
						99 H	UNI	5 6	228 N	Belmont	7 2
						99 H	UNI	6 8	239 N	South Dakota St.	4 1
									278 N	Howard	15 9
									278 N	Howard	9 1
LAST 10 GAMES											
99 H	UNI	2 4	38 A	Illinois St.	0 3						
99 H	UNI	6 8	126 A	Saint Louis	0 1						
99 H	UNI	5 6	126 A	Saint Louis	7 2						
38 A	Illinois St.	1 4	55 H	Southern Ill.	1 7						
38 A	Illinois St.	3 5	55 H	Southern Ill.	8 11						

Non-Div. I Games:

Wichita St.

Average RPI Win:		237	WON-LOST RECORD		WINNING PCT. RANK	LAST 10 GAMES		STRENGTH OF SCHEDULE		OPP. STRENGTH OF SCHEDULE	TEAM RPI	ADJ RPI	CONF. RPI	ADJ CONF. RPI			
Average RPI Loss:		126															
DIV. I ONLY			15-20-0		.42857	175	4-6-0		192	229	197	.4552	194	15	15		
DIV. I NON-CONF.			13-15-0		.46429	154	2-1-0		216	227	194	.46291	192	16	16		
TOTALS		RPI 1-25		RPI 26-50		W-L RECORDS		RPI 51-100		RPI 101-150		RPI 150+					
15-20-0		0-3-0		0-1-0		OVERALL		1-3-0		1-4-0		13-9-0					
5-6-0		0-0-0		0-0-0		HOME		0-2-0		0-0-0		5-4-0					
6-7-0		0-3-0		0-0-0		AWAY		0-0-0		1-2-0		5-2-0					
4-7-0		0-0-0		0-1-0		NEUTRAL		1-1-0		0-2-0		3-3-0					
13-15-0		0-3-0		0-1-0		NON-CONFERENCE		1-3-0		0-2-0		12-6-0					
5-3-0		0-0-0		0-0-0		HOME		0-2-0		0-0-0		5-1-0					
4-5-0		0-3-0		0-0-		AWAY		0-0-0		0-0-0		4-2-0					
4-7-0		0-0-0		0-1-0		NEUTRAL		1-1-0		0-2-0		3-3-0					
2-5-0		0-0-0		0-0-0		CONFERENCE		0-0-0		1-2-0		1-3-0					
0-3-0		0-0-0		0-0-0		HOME		0-0-0		0-0-0		0-3-0					
2-2-0		0-0-0		0-0-0		AWAY		0-0-0		1-2-0		1-0-0					
0-0-0		0-0-0		0-0-0		NEUTRAL		0-0-0		0-0-0		0-0-0					
RPI	S	Opponent		Score		RPI	S	Opponent		Score		RPI	S	Opponent		Score	
3	A	Florida		0	9	30	N	Kansas		1	5	84	H	S.C. Upstate		0	9
3	A	Florida		0	14							84	H	S.C. Upstate		0	7
14	A	Georgia		1	14							90	N	Bowling Green		0	8
												93	N	Albany (NY)		2	1
												105	A	Coastal Caro.		5	4
												105	A	Coastal Caro.		2	5
												105	A	Coastal Caro.		1	3
												148	N	Eastern Mich.		0	5
												148	N	Eastern Mich.		2	6
												154	N	Fairfield		3	4
												154	N	Fairfield		4	7
												165	N	St. John's (NY)		1	4
												194	A	Furman		1	6
												194	A	Furman		2	3
												198	H	UNC Greensboro		1	11
												198	H	UNC Greensboro		10	5
												217	H	Liberty		5	7
												217	H	Liberty		0	4
												217	H	Liberty		3	8
												220	N	Tennessee St.		8	6
												220	N	Tennessee St.		6	4
												244	A	Presbyterian		6	4
												269	A	UNC Wilmington		6	5
												269	A	UNC Wilmington		3	1
												269	N	UNC Wilmington		6	0
												273	H	N.C. A&T		5	1
												273	H	N.C. A&T		4	2
												276	H	Morgan St.		6	4
												276	H	Morgan St.		8	0
												287	A	South Carolina St.		13	4
												287	A	South Carolina St.		9	0
LAST 10 GAMES																	
						105	A	Coastal Caro.		1	3	217	H	Liberty		3	8
						105	A	Coastal Caro.		5	4	217	H	Liberty		0	4
						105	A	Coastal Caro.		2	5	198	H	UNC Greensboro		10	5
						244	A	Presbyterian		6	4	198	H	UNC Greensboro		1	11
						217	H	Liberty		5	7	287	A	South Carolina St.		9	0

Non-Div. I Games:

Gardner-Webb

Average RPI Win:	205	WON-LOST	WINNING	LAST 10	STRENGTH OF	OPP. STRENGTH	TEAM	ADJ	CONF.	ADJ CONF.	
Average RPI Loss:	167	RECORD	PCT. RANK	GAMES	SCHEDULE	OF SCHEDULE	RPI	RPI	RPI	RPI	
DIV. I ONLY	14-12-0	.53846	110	6-4-0	245	232	187	.45518	197	24	24
DIV. I NON-CONF.	10-10-0	.5	131	2-2-0	240	236	191	.4574	198	24	24
<hr/>											
TOTALS	RPI 1-25	RPI 26-50		W-L RECORDS		RPI 51-100		RPI 101-150		RPI 150+	
14-12-0	0-0-0	0-0-0		OVERALL		2-4-0		0-1-0		12-7-0	
2-0-0	0-0-0	0-0-0		HOME		0-0-0		0-0-0		2-0-0	
5-3-0	0-0-0	0-0-0		AWAY		1-1-0		0-0-0		4-2-0	
7-9-0	0-0-0	0-0-0		NEUTRAL		1-3-0		0-1-0		6-5-0	
10-10-0	0-0-0	0-0-0		NON-CONFERENCE		2-4-0		0-1-0		8-5-0	
0-0-0	0-0-0	0-0-0		HOME		0-0-0		0-0-0		0-0-0	
3-1-0	0-0-0	0-0-		AWAY		1-1-0		0-0-0		2-0-0	
7-9-0	0-0-0	0-0-0		NEUTRAL		1-3-0		0-1-0		6-5-0	
4-2-0	0-0-0	0-0-0		CONFERENCE		0-0-0		0-0-0		4-2-0	
2-0-0	0-0-0	0-0-0		HOME		0-0-0		0-0-0		2-0-0	
2-2-0	0-0-0	0-0-0		AWAY		0-0-0		0-0-0		2-2-0	
0-0-0	0-0-0	0-0-0		NEUTRAL		0-0-0		0-0-0		0-0-0	
RPI	S	Opponent	Score	RPI	S	Opponent	Score	RPI	S	Opponent	Score
						54 A Pittsburgh	0 3	118 N Central Mich.	2	3	
						54 A Pittsburgh	3 2	159 N Lehigh	3	8	
						80 N Stony Brook	3 10	180 H Monmouth	7	3	
						87 N Western Mich.	7 1	180 H Monmouth	14	4	
						90 N Bowling Green	0 1	188 A LIU Brooklyn	2	3	
						90 N Bowling Green	2 4	188 A LIU Brooklyn	5	3	
								202 N Georgetown	2	1	
								202 N Georgetown	1	0	
								203 N Bethune-Cookman	3	1	
								232 N Colgate	0	1	
								234 N Rhode Island	1	2	
								236 N Siena	3	9	
								237 A UMBC	7	1	
								258 N Yale	3	4	
								258 N Yale	6	3	
								259 A Wagner	8	4	
								259 A Wagner	3	7	
								266 A Coppin St.	6	3	
								274 N Holy Cross	6	0	
								278 N Howard	4	3	
				LAST 10 GAMES							
				180 H Monmouth	14	4	259 A Wagner	3	7		
				180 H Monmouth	7	3	54 A Pittsburgh	3	2		
				188 A LIU Brooklyn	2	3	54 A Pittsburgh	0	3		
				188 A LIU Brooklyn	5	3	234 N Rhode Island	1	2		
				259 A Wagner	8	4	266 A Coppin St.	6	3		

Non-Div. I Games:

Saint Francis (PA)

Average RPI Win:		206	WON-LOST RECORD		WINNING PCT. RANK		LAST 10 GAMES		STRENGTH OF SCHEDULE		OPP. STRENGTH OF SCHEDULE		TEAM RPI		ADJ RPI		CONF. RPI		ADJ CONF. RPI								
DIV. I ONLY			14-22-0		.38889 201		5-5-0		168		197		200		.45481 198		17		17								
DIV. I NON-CONF.			8-16-0		.33333 213		2-1-0		148		166		205		.45559 203		18		17								
TOTALS		RPI 1-25		RPI 26-50		W-L RECORDS		RPI 51-100		RPI 101-150		RPI 150+															
14-22-0		0-1-0		0-4-0		OVERALL		0-3-0		2-4-0		12-10-0															
5-5-0		0-0-0		0-2-0		HOME		0-1-0		0-0-0		5-2-0															
6-9-0		0-0-0		0-0-0		AWAY		0-2-0		0-0-0		6-7-0															
3-8-0		0-1-0		0-2-0		NEUTRAL		0-0-0		2-4-0		1-1-0															
8-16-0		0-1-0		0-4-0		NON-CONFERENCE		0-3-0		2-4-0		6-4-0															
4-3-0		0-0-0		0-2-0		HOME		0-1-0		0-0-0		4-0-0															
1-5-0		0-0-0		0-0-		AWAY		0-2-0		0-0-0		1-3-0															
3-8-0		0-1-0		0-2-0		NEUTRAL		0-0-0		2-4-0		1-1-0															
6-6-0		0-0-0		0-0-0		CONFERENCE		0-0-0		0-0-0		6-6-0															
1-2-0		0-0-0		0-0-0		HOME		0-0-0		0-0-0		1-2-0															
5-4-0		0-0-0		0-0-0		AWAY		0-0-0		0-0-0		5-4-0															
0-0-0		0-0-0		0-0-0		NEUTRAL		0-0-0		0-0-0		0-0-0															
RPI	S	Opponent			Score		RPI	S	Opponent			Score		RPI	S	Opponent			Score								
9	N	Louisville			4	5	35	H	Virginia Tech			0	3	61	H	Utah			1	3	104	N	Kennesaw St.			6	5
							35	H	Virginia Tech			4	8	75	A	Jacksonville			3	10	110	N	Fordham			12	7
							35	N	Virginia Tech			1	10	100	A	East Carolina			1	2	114	N	UT Martin			2	3
							35	N	Virginia Tech			3	12								126	N	Saint Louis			0	1
																				131	N	Winthrop			0	2	
																				144	N	Jacksonville St.			3	8	
																				166	A	Charlotte			2	14	
																				166	A	Charlotte			9	11	
																				177	H	Elon			5	0	
																				177	H	Elon			0	8	
																				177	H	Elon			5	7	
																				194	A	Furman			0	3	
																				194	A	Furman			5	6	
																				194	A	Gardner-Webb			11	1	
																				194	A	Furman			2	1	
																				194	A	Gardner-Webb			5	10	
																				205	N	Buffalo			3	6	
																				208	A	Appalachian St.			7	2	
																				208	A	Appalachian St.			9	4	
																				208	A	Appalachian St.			0	8	
																				211	A	Samford			13	8	
																				211	A	Samford			1	2	
																				211	A	Samford			5	3	
																				226	H	Drexel			5	1	
																				240	H	Rider			9	1	
																				242	N	Morehead St.			9	3	
																				273	H	N.C. A&T			12	4	
																				177	H	Elon			0	8	
																				273	H	N.C. A&T			12	4	

RPI	S	Opponent	Score	
282	H	N.C. Central	8	0

UNC Greensboro

U
N
C
G
r
e
e
n
s
b
o
r
o

U
N
C
G
r
e
e
n
s
b
o
r
o

Average RPI Win: 197		WON-LOST	WINNING	LAST 10	STRENGTH OF		OPP. STRENGTH	TEAM	ADJ	CONF.	ADJ CONF.			
Average RPI Loss: 123		RECORD	PCT. RANK	GAMES	SCHEDULE		OF SCHEDULE	RPI	RPI	RPI	RPI			
DIV. I ONLY		14-17-0	.45161	162	6-4-0		227	157	194	.45388	199	26	25	
DIV. I NON-CONF.		10-15-0	.4	179	2-2-0		182	128	192	.45999	194	26	26	
TOTALS		RPI 1-25	RPI 26-50		W-L RECORDS		RPI 51-100		RPI 101-150		RPI 150+			
14-17-0		0-2-0	0-0-0		OVERALL		1-5-0		2-3-0		11-7-0			
4-2-0		0-0-0	0-0-0		HOME		0-0-0		0-0-0		4-2-0			
3-7-0		0-1-0	0-0-0		AWAY		1-3-0		1-1-0		1-2-0			
7-8-0		0-1-0	0-0-0		NEUTRAL		0-2-0		1-2-0		6-3-0			
10-15-0		0-2-0	0-0-0		NON-CONFERENCE		1-5-0		2-3-0		7-5-0			
0-0-0		0-0-0	0-0-0		HOME		0-0-0		0-0-0		0-0-0			
3-7-0		0-1-0	0-0-		AWAY		1-3-0		1-1-0		1-2-0			
7-8-0		0-1-0	0-0-0		NEUTRAL		0-2-0		1-2-0		6-3-0			
4-2-0		0-0-0	0-0-0		CONFERENCE		0-0-0		0-0-0		4-2-0			
4-2-0		0-0-0	0-0-0		HOME		0-0-0		0-0-0		4-2-0			
0-0-0		0-0-0	0-0-0		AWAY		0-0-0		0-0-0		0-0-0			
0-0-0		0-0-0	0-0-0		NEUTRAL		0-0-0		0-0-0		0-0-0			
RPI	S	Opponent	Score		RPI	S	Opponent	Score		RPI	S	Opponent	Score	
22	N	Michigan	0	4						102	N	Maryland	8	0
24	A	Auburn	4	12						55	A	Southern Ill.	6	8
										64	A	Ohio St.	2	6
										64	A	Ohio St.	0	6
										77	A	Miami (OH)	1	0
										90	N	Bowling Green	1	13
		</												

Non-Div. I Games:

Wright St.

Average RPI Win: 211		WON-LOST	WINNING	LAST 10	STRENGTH OF		OPP. STRENGTH	TEAM	ADJ	CONF.	ADJ CONF.
Average RPI Loss: 119		RECORD	PCT. RANK	GAMES	SCHEDULE		OF SCHEDULE	RPI	RPI	RPI	RPI
DIV. I ONLY		13-18-0	.41935	180	4-6-0		185	189	195	.4538	200
DIV. I NON-CONF.		12-13-0	.48	144	3-1-0		207	201	178	.4685	177
TOTALS		RPI 1-25	RPI 26-50		W-L RECORDS		RPI 51-100		RPI 101-150		RPI 150+
13-18-0	0-0-0	0-4-0		OVERALL		1-7-0		1-0-0		11-7-0	
3-4-0	0-0-0	0-0-0		HOME		0-1-0		0-0-0		3-3-0	
4-9-0	0-0-0	0-4-0		AWAY		1-4-0		0-0-0		3-1-0	
6-5-0	0-0-0	0-0-0		NEUTRAL		0-2-0		1-0-0		5-3-0	
12-13-0	0-0-0	0-2-0		NON-CONFERENCE		1-7-0		1-0-0		10-4-0	
3-2-0	0-0-0	0-0-0		HOME		0-1-0		0-0-0		3-1-0	
3-6-0	0-0-0	0-0-		AWAY		1-4-0		0-0-0		2-0-0	
6-5-0	0-0-0	0-0-0		NEUTRAL		0-2-0		1-0-0		5-3-0	
1-5-0	0-0-0	0-2-0		CONFERENCE		0-0-0		0-0-0		1-3-0	
0-2-0	0-0-0	0-0-0		HOME		0-0-0		0-0-0		0-2-0	
1-3-0	0-0-0	0-2-0		AWAY		0-0-0		0-0-0		1-1-0	
0-0-0	0-0-0	0-0-0		NEUTRAL		0-0-0		0-0-0		0-0-0	
RPI S	Opponent	Score		RPI S	Opponent	Score		RPI S	Opponent	Score	
39 A	Massachusetts	1	3	77 A	Miami (OH)	0	9	148 N	Eastern Mich.	7	1
39 A	Massachusetts	1	13	77 A	Miami (OH)	0	8	164 H	St. Bonaventure	6	8
45 A	Texas St.	0	7	78 H	Rutgers	0	8	164 H	St. Bonaventure	0	4
45 A	Texas St.	0	3	84 A	S.C. Upstate	2	4	172 N	Tennessee Tech	2	8
				84 A	S.C. Upstate	3	1	183 A	Eastern Ky.	5	3
				89 A	Chattanooga	0	19	183 A	Eastern Ky.	2	1
				94 N	Ball St.	3	6	187 N	Texas-Arlington	2	5
				94 N	Ball St.	0	6	208 N	Appalachian St.	2	4
								208 N	Appalachian St.	7	3
								223 H	Akron	3	1
								223 H	Akron	2	1
								228 N	Belmont	11	3
								234 A	Rhode Island	6	1
								234 A	Rhode Island	2	4
								235 N	Niagara	9	0
								250 N	Cleveland St.	11	10
								260 H	Detroit	3	5
								260 H	Detroit	5	1
								282 N	N.C. Central	18	1
LAST 10 GAMES											
234 A	Rhode Island	2	4	223 H	Akron	2	1				
234 A	Rhode Island	6	1	164 H	St. Bonaventure	6	8				
39 A	Massachusetts	1	13	164 H	St. Bonaventure	0	4				
39 A	Massachusetts	1	3	260 H	Detroit	5	1				
223 H	Akron	3	1	260 H	Detroit	3	5				

Non-Div. I Games:

Dayton

Average RPI Win:		162	WON-LOST RECORD		WINNING PCT. RANK		LAST 10 GAMES		STRENGTH OF SCHEDULE		OPP. STRENGTH OF SCHEDULE		TEAM RPI		ADJ RPI		CONF. RPI		ADJ CONF. RPI				
DIV. I ONLY			8-26-0		.23529 263		2-8-0		81		118		203		.45294 201		20		20				
DIV. I NON-CONF.			6-23-0		.2069 260		1-5-0		70		105		215		.45016 210		19		19				
TOTALS		RPI 1-25		RPI 26-50		W-L RECORDS		RPI 51-100		RPI 101-150		RPI 150+											
8-26-0		0-3-0		0-2-0		OVERALL		1-8-0		2-11-0		5-2-0											
2-9-0		0-1-0		0-0-0		HOME		0-2-0		1-5-0		1-1-0											
2-8-0		0-0-0		0-2-0		AWAY		1-4-0		1-2-0		0-0-0											
4-9-0		0-2-0		0-0-0		NEUTRAL		0-2-0		0-4-0		4-1-0											
6-23-0		0-3-0		0-2-0		NON-CONFERENCE		1-8-0		1-8-0		4-2-0											
1-6-0		0-1-0		0-0-0		HOME		0-2-0		0-2-0		1-1-0											
2-8-0		0-0-0		0-0-		AWAY		1-4-0		1-2-0		0-0-0											
3-9-0		0-2-0		0-0-0		NEUTRAL		0-2-0		0-4-0		3-1-0											
2-3-0		0-0-0		0-0-0		CONFERENCE		0-0-0		1-3-0		1-0-0											
1-3-0		0-0-0		0-0-0		HOME		0-0-0		1-3-0		0-0-0											
0-0-0		0-0-0		0-0-0		AWAY		0-0-0		0-0-0		0-0-0											
1-0-0		0-0-0		0-0-0		NEUTRAL		0-0-0		0-0-0		1-0-0											
RPI	S	Opponent		Score		RPI	S	Opponent		Score		RPI	S	Opponent		Score		RPI	S	Opponent		Score	
8	N	Oklahoma		0	6	34	A	New Mexico		11	18	57	N	Minnesota		0	10	108	N	Harvard		0	2
10	H	Washington		4	15	34	A	New Mexico		0	8	61	N	Utah		2	5	111	N	Kent St.		5	11
10	N	Washington		0	12							73	H	Pacific		0	10	113	N	Valparaiso		2	10
												73	H	Pacific		3	9	121	N	Quinnipiac		1	3
												91	A	UNLV		2	6	127	A	UC Davis		2	1
												92	A	San Jose St.		3	6	132	H	Connecticut		0	15
												92	A	San Jose St.		3	4	132	H	Connecticut		0	9
												92	A	San Jose St.		4	1	138	H	San Diego		0	5
												92	A	San Jose St.		1	9	138	H	San Diego		4	3
																		138	H	San Diego		1	6
																		138	H	San Diego		1	2
																		149	A	UC Riverside		3	4
																		149	A	UC Riverside		1	2
																		156	H	Cal St. Fullerton		1	4
																		156	H	Cal St. Fullerton		8	7
																		163	N	Weber St.		5	4
																		179	N	North Dakota		1	15
																		179	N	North Dakota		3	1
																		219	N	Maine		14	0
																		219	N	Maine		12	3
						LAST 10 GAMES																	
						138	H	San Diego		4	3	149	A	UC Riverside		1	2						
						138	H	San Diego		0	5	73	H	Pacific		3	9						
						138	H	San Diego		1	6	73	H	Pacific		0	10						
						138	H	San Diego		1	2	127	A	UC Davis		2	1						
						149	A	UC Riverside		3	4	10	N	Washington		0	12						

Non-Div. I Games:

CSU Bakersfield

Average RPI Win:	238	WON-LOST RECORD	WINNING PCT. RANK	LAST 10 GAMES	STRENGTH OF SCHEDULE	OPP. STRENGTH OF SCHEDULE	TEAM RPI	ADJ RPI	CONF. RPI	ADJ CONF. RPI					
109															
DIV. I ONLY		14-20-0	.41176	186	4-5-0	189	216	201	.45188	202	8	8			
DIV. I NON-CONF.		14-17-0	.45161	161	4-2-0	204	240	197	.45956	196	8	8			
<hr/>															
TOTALS		RPI 1-25		RPI 26-50		W-L RECORDS		RPI 51-100		RPI 101-150		RPI 150+			
14-20-0		0-0-0		0-4-0		OVERALL		0-7-0		1-4-0		13-5-0			
0-0-0		0-0-0		0-0-0		HOME		0-0-0		0-0-0		0-0-0			
3-8-0		0-0-0		0-2-0		AWAY		0-3-0		0-2-0		3-1-0			
11-12-0		0-0-0		0-2-0		NEUTRAL		0-4-0		1-2-0		10-4-0			
14-17-0		0-0-0		0-4-0		NON-CONFERENCE		0-4-0		1-4-0		13-5-0			
0-0-0		0-0-0		0-0-0		HOME		0-0-0		0-0-0		0-0-0			
3-5-0		0-0-0		0-0-		AWAY		0-0-0		0-2-0		3-1-0			
11-12-0		0-0-0		0-2-0		NEUTRAL		0-4-0		1-2-0		10-4-0			
0-3-0		0-0-0		0-0-0		CONFERENCE		0-3-0		0-0-0		0-0-0			
0-0-0		0-0-0		0-0-0		HOME		0-0-0		0-0-0		0-0-0			
0-3-0		0-0-0		0-0-0		AWAY		0-3-0		0-0-0		0-0-0			
0-0-0		0-0-0		0-0-0		NEUTRAL		0-0-0		0-0-0		0-0-0			
RPI	S	Opponent	Score	RPI	S	Opponent	Score	RPI	S	Opponent	Score				
				36	A	UCF	2 3	61	N	Utah	1 5	109	A	Fla. Gulf Coast	0 4
				36	A	UCF	0 5	64	N	Ohio St.	0 5	111	N	Kent St.	0 8
				38	N	Illinois St.	5 6	78	A	Rutgers	0 3	117	A	North Carolina St.	2 9
				44	N	South Ala.	0 8	78	A	Rutgers	0 8	120	N	Temple	4 0
								78	A	Rutgers	2 3	146	N	Robert Morris	0 1
								80	N	Stony Brook	3 4	159	N	Lehigh	4 3
								95	N	Longwood	3 4	177	A	Elon	0 8
												197	N	Saint Francis (PA)	1 2
												197	N	Saint Francis (PA)	0 1
												217	N	Liberty	9 2
												217	N	Liberty	2 7
												223	N	Sacred Heart	6 5
												226	A	Drexel	3 0
												230	N	Toledo	8 0
												230	N	Toledo	8 9
												249	A	George Washington	1 0
												255	N	Mt. St. Mary's	2 1
												269	N	UNC Wilmington	8 0
												271	A	George Mason	2 1
												271	N	George Mason	8 0
												278	N	Howard	5 0
												278	N	Howard	8 1
												282	N	N.C. Central	13 5
				LAST 10 GAMES											
				78	A	Rutgers	0 8	223	N	Sacred Heart	6 5				
				78	A	Rutgers	0 3	255	N	Mt. St. Mary's	2 1				
				78	A	Rutgers	2 3	197	N	Saint Francis (PA)	1 2				
				271	A	George Mason	2 1	146	N	Robert Morris	0 1				
				249	A	George Washington	1 0	226	A	Drexel	3 0				

Non-Div. I Games:

Georgetown

[illegible]

Non-Div. I Games:

Bethune-Cookman

Average RPI Win:		196	WON-LOST RECORD		WINNING PCT. RANK		LAST 10 GAMES		STRENGTH OF SCHEDULE		OPP. STRENGTH OF SCHEDULE		TEAM RPI		ADJ RPI		CONF. RPI		ADJ CONF. RPI	
DIV. I ONLY			10-20-0		.33333 221		4-6-0		161		129		206		.45006 204		11		11	
DIV. I NON-CONF.			10-16-0		.38462 190		4-2-0		186		151		203		.45716 199		11		11	
TOTALS		RPI 1-25		RPI 26-50		W-L RECORDS		RPI 51-100		RPI 101-150		RPI 150+								
10-20-0		0-2-0		1-1-0		OVERALL		0-6-0		1-5-0		8-6-0								
3-5-0		0-0-0		0-0-0		HOME		0-2-0		0-2-0		3-1-0								
1-4-0		0-1-0		0-0-0		AWAY		0-2-0		0-0-0		1-1-0								
6-11-0		0-1-0		1-1-0		NEUTRAL		0-2-0		1-3-0		4-4-0								
10-16-0		0-2-0		1-1-0		NON-CONFERENCE		0-4-0		1-3-0		8-6-0								
3-1-0		0-0-0		0-0-0		HOME		0-0-0		0-0-0		3-1-0								
1-4-0		0-1-0		0-0-		AWAY		0-2-0		0-0-0		1-1-0								
6-11-0		0-1-0		1-1-0		NEUTRAL		0-2-0		1-3-0		4-4-0								
0-4-0		0-0-0		0-0-0		CONFERENCE		0-2-0		0-2-0		0-0-0								
0-4-0		0-0-0		0-0-0		HOME		0-2-0		0-2-0		0-0-0								
0-0-0		0-0-0		0-0-0		AWAY		0-0-0		0-0-0		0-0-0								
0-0-0		0-0-0		0-0-0		NEUTRAL		0-0-0		0-0-0		0-0-0								
RPI	S	Opponent		Score		RPI	S	Opponent		Score		RPI	S	Opponent		Score				
12	A	Tennessee		0	8	33	N	Troy		9	12	67	A	Georgia St.		2	11			
18	N	Missouri		3	9	40	N	Boston U.		7	3	89	A	Chattanooga		1	6			
												94	N	Ball St.		2	7			
												95	N	Longwood		2	3			
												96	H	Mercer		3	4			
												96	H	Mercer		2	3			
												104	H	Kennesaw St.		0	9			
												104	H	Kennesaw St.		3	4			
												113	N	Valparaiso		2	4			
												114	N	UT Martin		5	1			
												118	N	Central Mich.		3	5			
												120	N	Temple		3	4			
												176	H	Western Caro.		7	0			
												176	H	Western Caro.		1	0			
												176	N	Western Caro.		4	5			
												176	N	Western Caro.		10	11			
												183	N	Eastern Ky.		2	3			
												188	N	LIU Brooklyn		1	5			
												217	A	Liberty		13	14			
												217	A	Liberty		10	7			
												231	N	Nicholls St.		10	5			
												235	N	Niagara		1	0			
												244	H	Presbyterian		5	4			
												244	H	Presbyterian		4	5			
												259	N	Wagner		12	0			
												263	N	Canisius		6	5			
LAST 10 GAMES																				
						96	H	Mercer		2	3	176	H	Western Caro.		1	0			
						96	H	Mercer		3	4	244	H	Presbyterian		5	4			
						104	H	Kennesaw St.		0	9	244	H	Presbyterian		4	5			
						104	H	Kennesaw St.		3	4	188	N	LIU Brooklyn		1	5			
						176	H	Western Caro.		7	0	259	N	Wagner		12	0			

Non-Div. I Games:

East Tenn. St.

Average RPI Win:		151	WON-LOST RECORD		WINNING PCT. RANK	LAST 10 GAMES	STRENGTH OF SCHEDULE		OPP. STRENGTH OF SCHEDULE	TEAM RPI	ADJ RPI	CONF. RPI	ADJ CONF. RPI
Average RPI Loss:		129											
DIV. I ONLY		7-15-0			.31818 228	3-7-0	149		136	205	.44946 205	13	13
DIV. I NON-CONF.		7-12-0			.36842 199	3-4-0	140		146	185	.46659 183	13	13
TOTALS		RPI 1-25	RPI 26-50		W-L RECORDS		RPI 51-100		RPI 101-150		RPI 150+		
7-15-0		0-1-0	1-2-0		OVERALL		1-1-0		2-5-0		3-6-0		
0-4-0		0-0-0	0-0-0		HOME		0-0-0		0-3-0		0-1-0		
2-5-0		0-1-0	1-1-0		AWAY		0-1-0		0-0-0		1-2-0		
5-6-0		0-0-0	0-1-0		NEUTRAL		1-0-0		2-2-0		2-3-0		
7-12-0		0-1-0	1-2-0		NON-CONFERENCE		1-1-0		2-2-0		3-6-0		
0-1-0		0-0-0	0-0-0		HOME		0-0-0		0-0-0		0-1-0		
2-5-0		0-1-0	1-0-		AWAY		0-1-0		0-0-0		1-2-0		
5-6-0		0-0-0	0-1-0		NEUTRAL		1-0-0		2-2-0		2-3-0		
0-3-0		0-0-0	0-0-0		CONFERENCE		0-0-0		0-3-0		0-0-0		
0-3-0		0-0-0	0-0-0		HOME		0-0-0		0-3-0		0-0-0		
0-0-0		0-0-0	0-0-0		AWAY		0-0-0		0-0-0		0-0-0		
0-0-0		0-0-0	0-0-0		NEUTRAL		0-0-0		0-0-0		0-0-0		
RPI S	Opponent	Score	RPI S	Opponent	Score	RPI S	Opponent	Score	RPI S	Opponent	Score		
14 A	Georgia	0 8	35 N	Virginia Tech	0 6	75 A	Jacksonville	2 6	118 H	Central Mich.	0 7		
			42 A	Baylor	1 0	80 N	Stony Brook	3 2	126 N	Saint Louis	6 4		
			42 A	Baylor	0 3				126 N	Saint Louis	1 8		
									131 N	Winthrop	6 7		
									146 N	Robert Morris	3 0		
									148 H	Eastern Mich.	4 13		
									148 H	Eastern Mich.	5 6		
									160 N	Western Ill.	3 8		
									161 A	Sam Houston St.	1 5		
									161 A	Sam Houston St.	4 7		
									172 N	Tennessee Tech	0 3		
									184 N	Army	2 7		
									198 N	UNC Greensboro	6 3		
									217 N	Liberty	6 3		
									249 A	George Washington	6 5		
									263 H	Canisius	3 4		
			LAST 10 GAMES										
			118 H	Central Mich.	0 7	42 A	Baylor	0 3					
			148 H	Eastern Mich.	5 6	217 N	Liberty	6 3					
			148 H	Eastern Mich.	4 13	161 A	Sam Houston St.	4 7					
			263 H	Canisius	3 4	161 A	Sam Houston St.	1 5					
			42 A	Baylor	1 0	146 N	Robert Morris	3 0					

Non-Div. I Games:

Buffalo

Average RPI Win: 183		WON-LOST	WINNING	LAST 10	STRENGTH OF		OPP. STRENGTH	TEAM	ADJ		CONF.	ADJ CONF.			
Average RPI Loss: 116		RECORD	PCT. RANK	GAMES	SCHEDULE		OF SCHEDULE	RPI	RPI		RPI	RPI			
DIV. I ONLY		9-14-0	.3913	200	5-5-0		218	107	208		.44823	206			
DIV. I NON-CONF.		6-11-0	.35294	205	2-2-0		178	101	206		.45522	204			
TOTALS		RPI 1-25	RPI 26-50		W-L RECORDS		RPI 51-100		RPI 101-150		RPI 150+				
9-14-0		0-0-0	0-3-0		OVERALL		1-5-0		0-1-0		8-5-0				
2-0-0		0-0-0	0-0-0		HOME		0-0-0		0-0-0		2-0-0				
5-7-0		0-0-0	0-3-0		AWAY		0-1-0		0-0-0		5-3-0				
2-7-0		0-0-0	0-0-0		NEUTRAL		1-4-0		0-1-0		1-2-0				
6-11-0		0-0-0	0-3-0		NON-CONFERENCE		1-5-0		0-1-0		5-2-0				
2-0-0		0-0-0	0-0-0		HOME		0-0-0		0-0-0		2-0-0				
2-4-0		0-0-0	0-0-		AWAY		0-1-0		0-0-0		2-0-0				
2-7-0		0-0-0	0-0-0		NEUTRAL		1-4-0		0-1-0		1-2-0				
3-3-0		0-0-0	0-0-0		CONFERENCE		0-0-0		0-0-0		3-3-0				
0-0-0		0-0-0	0-0-0		HOME		0-0-0		0-0-0		0-0-0				
3-3-0		0-0-0	0-0-0		AWAY		0-0-0		0-0-0		3-3-0				
0-0-0		0-0-0	0-0-0		NEUTRAL		0-0-0		0-0-0		0-0-0				
RPI	S	Opponent	Score	RPI	S	Opponent	Score	RPI	S	Opponent	Score	RPI	S	Opponent	Score
				28	A	Tulsa	0 7	59	N	Nebraska	2 4	148	N	Eastern Mich.	0 2
				28	A	Tulsa	2 10	59	N	Nebraska	0 8	152	H	Northern Ill.	10 3
				37	A	Oklahoma St.	3 4	77	A	Miami (OH)	0 1	152	H	Northern Ill.	9 1
								94	N	Ball St.	2 9	181	A	Butler	0 2
								94	N	Ball St.	5 4	181	A	Butler	0 4
								97	N	North Texas	9 12	181	A	Butler	5 4
												194	A	Wichita St.	5 3
												194	A	Wichita St.	9 6
												199	A	Wright St.	8 0
												199	A	Wright St.	1 3
												199	A	Wright St.	1 0
												216	N	Austin Peay	1 8
												216	N	Austin Peay	1 4
												279	N	Ark.-Pine Bluff	15 1
LAST 10 GAMES															
				181	A	Butler	0 4	199	A	Wright St.	8 0				
				181	A	Butler	5 4	199	A	Wright St.	1 3				
				181	A	Butler	0 2	199	A	Wright St.	1 0				
				152	H	Northern Ill.	9 1	94	N	Ball St.	2 9				
				152	H	Northern Ill.	10 3	148	N	Eastern Mich.	0 2				

Non-Div. I Games:

Loyola Chicago

Average RPI Win:	217	WON-LOST	WINNING	LAST 10	STRENGTH OF	OPP. STRENGTH	TEAM	ADJ	CONF.	ADJ CONF.		
Average RPI Loss:	109	RECORD	PCT. RANK	GAMES	SCHEDULE	OF SCHEDULE	RPI	RPI	RPI	RPI		
DIV. I ONLY	15-20-0	.42857	175	5-5-0	238	143	207	.44528	207	25	26	
DIV. I NON-CONF.	10-19-0	.34483	211	0-4-0	220	104	221	.4387	221	25	25	
<hr/>												
TOTALS	RPI 1-25	RPI 26-50		W-L RECORDS		RPI 51-100		RPI 101-150		RPI 150+		
15-20-0	0-0-0	0-5-0		OVERALL		2-7-0		0-4-0		13-4-0		
5-5-0	0-0-0	0-2-0		HOME		1-0-0		0-2-0		4-1-0		
5-6-0	0-0-0	0-3-0		AWAY		0-2-0		0-0-0		5-1-0		
5-9-0	0-0-0	0-0-0		NEUTRAL		1-5-0		0-2-0		4-2-0		
10-19-0	0-0-0	0-5-0		NON-CONFERENCE		2-7-0		0-4-0		8-3-0		
2-5-0	0-0-0	0-2-0		HOME		1-0-0		0-2-0		1-1-0		
3-5-0	0-0-0	0-0-		AWAY		0-2-0		0-0-0		3-0-0		
5-9-0	0-0-0	0-0-0		NEUTRAL		1-5-0		0-2-0		4-2-0		
5-1-0	0-0-0	0-0-0		CONFERENCE		0-0-0		0-0-0		5-1-0		
3-0-0	0-0-0	0-0-0		HOME		0-0-0		0-0-0		3-0-0		
2-1-0	0-0-0	0-0-0		AWAY		0-0-0		0-0-0		2-1-0		
0-0-0	0-0-0	0-0-0		NEUTRAL		0-0-0		0-0-0		0-0-0		
RPI	S	Opponent	Score	RPI	S	Opponent	Score	RPI	S	Opponent	Score	
				27	A	Stanford	0 4	54	H	Pittsburgh	2 1	
				35	A	Virginia Tech	0 3	57	N	Minnesota	1 3	
				35	A	Virginia Tech	0 1	57	N	Minnesota	1 9	
				47	H	Radford	3 6	79	N	Ole Miss	2 3	
				47	H	Radford	2 3	92	N	San Jose St.	1 9	
								95	A	Longwood	1 2	
								95	A	Longwood	0 9	
								98	N	Penn St.	10 8	
								98	N	Penn St.	4 5	
										110	H Fordham	0 5
										110	H Fordham	4 7
										139	N Cal Poly	3 4
										141	N Colorado St.	5 6
										162	N Iona	0 3
										162	N Iona	8 7
										177	A Elon	7 4
										226	A Drexel	0 6
										226	A Drexel	9 8
										226	A Drexel	4 0
										235	N Niagara	14 0
										244	N Presbyterian	4 0
										249	H George Washington	5 4
										249	H George Washington	2 4
										254	A Santa Clara	5 2
										254	A Santa Clara	9 5
										263	N Canisius	9 5
										269	H UNC Wilmington	8 0
										269	H UNC Wilmington	5 1
										269	H UNC Wilmington	10 2
										272	N Bucknell	5 7
<hr/>												
LAST 10 GAMES												
				269	H	UNC Wilmington	8 0	226	A	Drexel	9 8	
				269	H	UNC Wilmington	10 2	226	A	Drexel	0 6	
				269	H	UNC Wilmington	5 1	226	A	Drexel	4 0	
				35	A	Virginia Tech	0 3	95	A	Longwood	0 9	
				35	A	Virginia Tech	0 1	95	A	Longwood	1 2	

Non-Div. I Games:

James Madison

Average RPI Win:		237	WON-LOST		WINNING		LAST 10		STRENGTH OF		OPP. STRENGTH		TEAM	ADJ		CONF.	ADJ CONF.
Average RPI Loss:		123	RECORD		PCT. RANK		GAMES		SCHEDULE		OF SCHEDULE		RPI	RPI		RPI	RPI
DIV. I ONLY			12-17-0		.41379 184		2-8-0		209		240		212	.44504 208		17	17
DIV. I NON-CONF.			9-10-0		.47368 151		0-3-0		228		264		202	.45777 197		18	17
TOTALS		RPI 1-25		RPI 26-50		W-L RECORDS		RPI 51-100		RPI 101-150		RPI 150+					
12-17-0		0-1-0		0-1-0		OVERALL		0-6-0		0-3-0		12-6-0					
3-5-0		0-0-0		0-0-0		HOME		0-3-0		0-0-0		3-2-0					
3-9-0		0-1-0		0-1-0		AWAY		0-2-0		0-3-0		3-2-0					
6-3-0		0-0-0		0-0-0		NEUTRAL		0-1-0		0-0-0		6-2-0					
9-10-0		0-1-0		0-1-0		NON-CONFERENCE		0-5-0		0-0-0		9-3-0					
2-2-0		0-0-0		0-0-0		HOME		0-2-0		0-0-0		2-0-0					
1-5-0		0-1-0		0-0-		AWAY		0-2-0		0-0-0		1-1-0					
6-3-0		0-0-0		0-0-0		NEUTRAL		0-1-0		0-0-0		6-2-0					
3-7-0		0-0-0		0-0-0		CONFERENCE		0-1-0		0-3-0		3-3-0					
1-3-0		0-0-0		0-0-0		HOME		0-1-0		0-0-0		1-2-0					
2-4-0		0-0-0		0-0-0		AWAY		0-0-0		0-3-0		2-1-0					
0-0-0		0-0-0		0-0-0		NEUTRAL		0-0-0		0-0-0		0-0-0					
RPI	S	Opponent		Score		RPI	S	Opponent		Score		RPI	S	Opponent		Score	
24	A	Auburn		2	6	47	A	Radford		5	6	69	A	South Carolina		4	7
												84	A	S.C. Upstate		2	7
												84	H	S.C. Upstate		2	10
												84	H	S.C. Upstate		4	12
												86	N	IPFW		4	8
												89	H	Chattanooga		4	16
																</	

Non-Div. I Games:

Appalachian St.

Average RPI Win:	232	WON-LOST	WINNING	LAST 10	STRENGTH OF	OPP. STRENGTH	TEAM	ADJ	CONF.	ADJ CONF.	
Average RPI Loss:	145	RECORD	PCT. RANK	GAMES	SCHEDULE	OF SCHEDULE	RPI	RPI	RPI	RPI	
DIV. I ONLY	12-11-0	.52174	121	6-4-0	263	237	202	.44268	209	27	27
DIV. I NON-CONF.	9-10-0	.47368	151	3-3-0	282	242	234	.41775	244	27	27
<hr/>											
TOTALS	RPI 1-25	RPI 26-50		W-L RECORDS	RPI 51-100		RPI 101-150		RPI 150+		
12-11-0	0-0-0	0-2-0		OVERALL	0-2-0		1-3-0		11-4-0		
4-3-0	0-0-0	0-0-0		HOME	0-0-0		1-1-0		3-2-0		
4-5-0	0-0-0	0-2-0		AWAY	0-0-0		0-2-0		4-1-0		
4-3-0	0-0-0	0-0-0		NEUTRAL	0-2-0		0-0-0		4-1-0		
9-10-0	0-0-0	0-2-0		NON-CONFERENCE	0-2-0		0-2-0		9-4-0		
1-2-0	0-0-0	0-0-0		HOME	0-0-0		0-0-0		1-2-0		
4-5-0	0-0-0	0-0-		AWAY	0-0-0		0-2-0		4-1-0		
4-3-0	0-0-0	0-0-0		NEUTRAL	0-2-0		0-0-0		4-1-0		
3-1-0	0-0-0	0-0-0		CONFERENCE	0-0-0		1-1-0		2-0-0		
3-1-0	0-0-0	0-0-0		HOME	0-0-0		1-1-0		2-0-0		
0-0-0	0-0-0	0-0-0		AWAY	0-0-0		0-0-0		0-0-0		
0-0-0	0-0-0	0-0-0		NEUTRAL	0-0-0		0-0-0		0-0-0		
RPI	S	Opponent	Score	RPI	S	Opponent	Score	RPI	S	Opponent	Score
				35	A	Virginia Tech	2 6	90	N	Bowling Green	0 7
				35	A	Virginia Tech	4 8	93	N	Albany (NY)	0 1
										108	H Harvard
											2 6
										108	H Harvard
											10 8
										129	A Delaware St.
											2 8
										129	A Delaware St.
											1 3
										168	N Marist
											0 6
										217	A Liberty
											7 4
										217	A Liberty
											7 0
										221	H Dartmouth
											4 2
										221	H Dartmouth
											10 8
										223	H Akron
											9 8
										240	N Rider
											2 0
										262	N Hartford
											6 3
										262	N Hartford
											8 2
										271	A George Mason
											1 0
										271	A George Mason
											0 3
										271	A George Mason
											7 4
										271	H George Mason
											0 2
										271	H George Mason
											2 3
										272	N Bucknell
											9 8
				LAST 10 GAMES							
				221	H	Dartmouth	10 8	129	A	Delaware St.	2 8
				221	H	Dartmouth	4 2	129	A	Delaware St.	1 3
				108	H	Harvard	10 8	217	A	Liberty	7 4
				108	H	Harvard	2 6	217	A	Liberty	7 0
				272	N	Bucknell	9 8	35	A	Virginia Tech	2 6

Non-Div. I Games:

Cornell

Average RPI Win:		208	WON-LOST RECORD		WINNING PCT. RANK		LAST 10 GAMES		STRENGTH OF SCHEDULE		OPP. STRENGTH OF SCHEDULE		TEAM RPI		ADJ RPI		CONF. RPI		ADJ CONF. RPI				
DIV. I ONLY			11-20-0		.35484 217		2-8-0		176		182		211		.44259 210		10		10				
DIV. I NON-CONF.			8-11-0		.42105 175		0-1-0		238		232		220		.4437 218		10		10				
TOTALS		RPI 1-25		RPI 26-50				W-L RECORDS		RPI 51-100				RPI 101-150				RPI 150+					
11-20-0		0-1-0		1-6-0				OVERALL		0-1-0				1-3-0				9-9-0					
7-9-0		0-0-0		1-5-0				HOME		0-0-0				0-2-0				6-2-0					
3-7-0		0-0-0		0-0-0				AWAY		0-0-0				0-0-0				3-7-0					
1-4-0		0-1-0		0-1-0				NEUTRAL		0-1-0				1-1-0				0-0-0					
8-11-0		0-1-0		0-1-0				NON-CONFERENCE		0-1-0				1-3-0				7-5-0					
6-4-0		0-0-0		0-0-0				HOME		0-0-0				0-2-0				6-2-0					
1-3-0		0-0-0		0-0-				AWAY		0-0-0				0-0-0				1-3-0					
1-4-0		0-1-0		0-1-0				NEUTRAL		0-1-0				1-1-0				0-0-0					
3-9-0		0-0-0		1-5-0				CONFERENCE		0-0-0				0-0-0				2-4-0					
1-5-0		0-0-0		1-5-0				HOME		0-0-0				0-0-0				0-0-0					
2-4-0		0-0-0		0-0-0				AWAY		0-0-0				0-0-0				2-4-0					
0-0-0		0-0-0		0-0-0				NEUTRAL		0-0-0				0-0-0				0-0-0					
RPI	S	Opponent		Score		RPI	S	Opponent		Score		RPI	S	Opponent		Score		RPI	S	Opponent		Score	
1	N	California		0	8	28	H	Tulsa		1	6	79	N	Ole Miss		3	5	103	N	Indiana		4	1
						28	H	Tulsa		3	6							116	N	Michigan St.		2	3
						28	H	Tulsa		8	13							143	H	Central Ark.		1	7
						36	H	UCF		0	6							143	H	Central Ark.		9	10
						36	H	UCF		9	5							156	A	Cal St. Fullerton		2	4
						36	H	UCF		0	3							178	H	Mississippi Val.		1	6
						48	N	Northwestern		2	7							188	A	Memphis		0	2
																		188	A	Memphis		2	3
																		188	A	Memphis		2	1
																		191	H	Louisiana Tech		6	13
																		227	A	Jackson St.		2	8
																		227	A	Jackson St.		8	5
																		229	A	UTEP		12	13
																		229	A	UTEP		9	8
																		229	A	UTEP		13	14
																		231	H	Nicholls St.		5	4
																		234	H	Rhode Island		12	0
																		234	H	Rhode Island		5	4
																		243	H	IUPUI		4	2
																		246	A	Southeastern La.		2	3
																		284	H	Southern U.		7	0
																		284	H	Southern U.		10	0
						LAST 10 GAMES																	
						188	A	Memphis		2	1	28	H	Tulsa		8	13						
						188	A	Memphis		0	2	28	H	Tulsa		1	6						
						188	A	Memphis		2	3	36	H	UCF		0	3						
						79	N	Ole Miss		3	5	36	H	UCF		0	6						
						28	H	Tulsa		3	6	36	H	UCF		9	5						

Non-Div. I Games:

Southern Miss.

Average RPI Win:		197	WON-LOST RECORD		WINNING PCT. RANK		LAST 10 GAMES		STRENGTH OF SCHEDULE		OPP. STRENGTH OF SCHEDULE		TEAM RPI		ADJ RPI		CONF. RPI		ADJ CONF. RPI	
DIV. I ONLY			9-27-0		.25 258		4-6-0		110		192		217		.44235 211		17		17	
DIV. I NON-CONF.			6-18-0		.25 242		1-3-0		167		159		233		.42998 226		18		17	
TOTALS		RPI 1-25		RPI 26-50		W-L RECORDS		RPI 51-100		RPI 101-150		RPI 150+								
9-27-0		0-1-0		1-2-0		OVERALL		0-8-0		0-5-0		8-11-0								
3-15-0		0-0-0		1-1-0		HOME		0-7-0		0-1-0		2-6-0								
2-8-0		0-1-0		0-1-0		AWAY		0-1-0		0-4-0		2-1-0								
4-4-0		0-0-0		0-0-0		NEUTRAL		0-0-0		0-0-0		4-4-0								
6-18-0		0-1-0		1-2-0		NON-CONFERENCE		0-5-0		0-2-0		5-8-0								
2-10-0		0-0-0		1-1-0		HOME		0-4-0		0-1-0		1-4-0								
0-4-0		0-1-0		0-0-		AWAY		0-1-0		0-1-0		0-0-0								
4-4-0		0-0-0		0-0-0		NEUTRAL		0-0-0		0-0-0		4-4-0								
3-9-0		0-0-0		0-0-0		CONFERENCE		0-3-0		0-3-0		3-3-0								
1-5-0		0-0-0		0-0-0		HOME		0-3-0		0-0-0		1-2-0								
2-4-0		0-0-0		0-0-0		AWAY		0-0-0		0-3-0		2-1-0								
0-0-0		0-0-0		0-0-0		NEUTRAL		0-0-0		0-0-0		0-0-0								
RPI	S	Opponent		Score		RPI	S	Opponent		Score		RPI	S	Opponent		Score				
2	A	Alabama		3	7	31	A	Mississippi St.		5	11	58	A	Lipscomb		2	5			
						31	H	Mississippi St.		3	6	60	H	Ga. Southern		1	2			
						44	H	South Ala.		5	3	60	H	Ga. Southern		3	12			
												60	H	Ga. Southern		3	6			
												82	H	Western Ky.		1	11			
												82	H	Western Ky.		1	5			
												96	H	Mercer		4	7			
												96	H	Mercer		2	6			
														104 A Kennesaw St.		2	10			
														124 A Col. of Charleston		1	7			
														124 A Col. of Charleston		2	6			
														124 A Col. of Charleston		2	4			
														130 H La.-Monroe		6	7			
														162 N Iona		0	1			
														162 N Iona		1	2			
														177 A Elon		4	3			
														177 A Elon		6	2			
														177 A Elon		1	4			
														178 H Mississippi Val.		4	6			
														181 N Butler		4	3			
														186 H Eastern Ill.		1	4			
														186 H Eastern Ill.		1	3			
														186 N Eastern Ill.		4	5			
														188 H Memphis		4	11			
														188 H Memphis		5	0			
														191 N Louisiana Tech		2	8			
														198 H UNC Greensboro		3	5			
														198 H UNC Greensboro		8	13			
														198 H UNC Greensboro		2	1			
														268 N South Dakota		4	0			
														268 N South Dakota		8	7			
														275 N Columbia		13	1			
LAST 10 GAMES				LAST 10 GAMES				LAST 10 GAMES				LAST 10 GAMES								

Non-Div. I Games:

Samford

Average RPI Win: 188		WON-LOST	WINNING	LAST 10	STRENGTH OF		OPP. STRENGTH	TEAM	ADJ		CONF.	ADJ CONF.
Average RPI Loss: 99		RECORD	PCT. RANK	GAMES	SCHEDULE		OF SCHEDULE	RPI	RPI		RPI	RPI
DIV. I ONLY		9-21-0	.3	235	2-8-0		165	89	214		18	18
DIV. I NON-CONF.		5-15-0	.25	242	0-2-0		127	51	216		15	15
TOTALS		RPI 1-25	RPI 26-50		W-L RECORDS		RPI 51-100		RPI 101-150		RPI 150+	
9-21-0		0-2-0	0-4-0		OVERALL		0-7-0		2-1-0		7-7-0	
2-3-0		0-0-0	0-0-0		HOME		0-0-0		0-0-0		2-3-0	
0-9-0		0-2-0	0-3-0		AWAY		0-1-0		0-1-0		0-2-0	
7-9-0		0-0-0	0-1-0		NEUTRAL		0-6-0		2-0-0		5-2-0	
5-15-0		0-2-0	0-2-0		NON-CONFERENCE		0-7-0		1-1-0		4-3-0	
0-1-0		0-0-0	0-0-0		HOME		0-0-0		0-0-0		0-1-0	
0-5-0		0-2-0	0-0-		AWAY		0-1-0		0-1-0		0-0-0	
5-9-0		0-0-0	0-1-0		NEUTRAL		0-6-0		1-0-0		4-2-0	
4-6-0		0-0-0	0-2-0		CONFERENCE		0-0-0		1-0-0		3-4-0	
2-2-0		0-0-0	0-0-0		HOME		0-0-0		0-0-0		2-2-0	
0-4-0		0-0-0	0-2-0		AWAY		0-0-0		0-0-0		0-2-0	
2-0-0		0-0-0	0-0-0		NEUTRAL		0-0-0		1-0-0		1-0-0	
RPI S	Opponent	Score	RPI S	Opponent	Score	RPI S	Opponent	Score	RPI S	Opponent	Score	
6 A	La.-Lafayette	3 14	29 N	Texas Tech	1 2	52 N	Kentucky	1 8	112 N	A&M-Corpus Christi	7 6	
17 A	Florida St.	3 4	42 A	Baylor	3 6	52 N	Kentucky	2 10	130 A	La.-Monroe	4 5	
			45 A	Texas St.	0 1	59 N	Nebraska	0 9	141 N	Colorado St.	9 4	
			45 A	Texas St.	0 4	74 A	New Mexico St.	0 12	161 A	Sam Houston St.	2 5	
						79 N	Ole Miss	3 11	161 A	Sam Houston St.	2 5	
						79 N	Ole Miss	0 9	163 N	Weber St.	5 13	
						97 N	North Texas	1 3	163 N	Weber St.	6 4	
									172 N	Tennessee Tech	3 2	
									172 N	Tennessee Tech	2 3	
									187 H	Texas-Arlington	0 2	
									187 H	Texas-Arlington	2 1	
									191 H	Louisiana Tech	5 6	
									229 N	UTEP	8 6	
									229 N	UTEP	4 1	
									231 H	Nicholls St.	2 0	
									231 H	Nicholls St.	0 1	
									231 N	Nicholls St.	2 1	
			LAST 10 GAMES									
			187 H	Texas-Arlington	2 1	231 H	Nicholls St.	2 0				
			187 H	Texas-Arlington	0 2	45 A	Texas St.	0 1				
			161 A	Sam Houston St.	2 5	45 A	Texas St.	0 4				
			161 A	Sam Houston St.	2 5	130 A	La.-Monroe	4 5				
			231 H	Nicholls St.	0 1	6 A	La.-Lafayette	3 14				

Non-Div. I Games:

Stephen F. Austin

T
O
W
S
O
N

Towson						Through Games Of Through April 1, 2012													
Average RPI Win: 217		WON-LOST RECORD		WINNING PCT. RANK		LAST 10 GAMES		STRENGTH OF SCHEDULE		OPP. STRENGTH OF SCHEDULE		TEAM RPI		ADJ RPI		CONF. RPI		ADJ CONF. RPI	
DIV. I ONLY		15-17-0		.46875 152		3-6-0		250		228		210		.44152 213		25		26	
DIV. I NON-CONF.		13-13-0		.5 131		1-2-0		254		258		209		.44989 213		25		25	
TOTALS		RPI 1-25		RPI 26-50		W-L RECORDS		RPI 51-100		RPI 101-150		RPI 150+							
15-17-0		0-0-0		0-0-0		OVERALL		0-5-0		1-1-0		14-11-0							
8-4-0		0-0-0		0-0-0		HOME		0-0-0		0-0-0		8-4-0							
1-8-0		0-0-0		0-0-0		AWAY		0-3-0		0-0-0		1-5-0							
6-5-0		0-0-0		0-0-0		NEUTRAL		0-2-0		1-1-0		5-2-0							
13-13-0		0-0-0		0-0-0		NON-CONFERENCE		0-2-0		1-1-0		12-10-0							
6-3-0		0-0-0		0-0-0		HOME		0-0-0		0-0-0		6-3-0							
1-5-0		0-0-0		0-0-		AWAY		0-0-0		0-0-0		1-5-0							
6-5-0		0-0-0		0-0-0		NEUTRAL		0-2-0		1-1-0		5-2-0							
2-4-0		0-0-0		0-0-0		CONFERENCE		0-3-0		0-0-0		2-1-0							
2-1-0		0-0-0		0-0-0		HOME		0-0-0		0-0-0		2-1-0							
0-3-0		0-0-0		0-0-0		AWAY		0-3-0		0-0-0		0-0-0							
0-0-0		0-0-0		0-0-0		NEUTRAL		0-0-0		0-0-0		0-0-0							
RPI	S	Opponent		Score		RPI	S	Opponent		Score		RPI	S	Opponent		Score			
								67	A	Georgia St.	0	4			134	N	Ohio	3	2
								67	A	Georgia St.	1	8			146	N	Robert Morris	2	3
								67	A	Georgia St.	0	4			152	N	Northern Ill.	0	7
								72	N	North Florida	1	2			154	A	Fairfield	7	5
								81	N	Boston College	1	6			154	H	Fairfield	2	0
															166	A	Charlotte	3	7
															166	H	Charlotte	4	7
															167	H	Seton Hall	1	0
															167	H	Seton Hall	5	9
															169	N	Northern Colo.	2	1
															170	N	Saint Joseph's	2	7
															174	H	Providence	8	3
															174	N	Providence	8	1
															182	A	Campbell	3	5
															203	A	Bethune-Cookman	2	3
															203	A	Bethune-Cookman	0	1
															237	H	UMBC	0	6
															247	H	Delaware	4	5
															247	H	Delaware	4	3
															247	H	Delaware	1	0
															249	A	George Washington	5	6
															263	N	Canisius	7	5
															275	H	Columbia	15	0
															275	H	Columbia	2	0
															275	H	Columbia	10	0
															276	N	Morgan St.	12	3
															276	N	Morgan St.	7	5
LAST 10 GAMES																			
								67	A	Georgia St.	0	4			247	H	Delaware	1	0
								67	A	Georgia St.	1	8			203	A	Bethune-Cookman	2	3
								67	A	Georgia St.	0	4			203	A	Bethune-Cookman	0	1
								247	H	Delaware	4	3			263	N	Canisius	7	5
								247	H	Delaware	4	5			169	N	Northern Colo.	2	1

Non-Div. I Games:

Towson

T
O
W
S
O
N

Average RPI Win: 228		WON-LOST	WINNING	LAST 10	STRENGTH OF		OPP. STRENGTH	TEAM	ADJ		CONF.	ADJ CONF.
Average RPI Loss: 124		RECORD	PCT. RANK	GAMES	SCHEDULE		OF SCHEDULE	RPI	RPI		RPI	RPI
DIV. I ONLY		13-23-0	.36111	213	2-8-0		178	227	216		.44133	214
DIV. I NON-CONF.		11-15-0	.42308	174	1-1-0		223	256	218		.44796	217
TOTALS		RPI 1-25	RPI 26-50		W-L RECORDS		RPI 51-100		RPI 101-150		RPI 150+	
13-23-0		0-2-0	0-2-0		OVERALL		0-5-0		3-4-0		10-10-0	
4-4-0		0-0-0	0-0-0		HOME		0-2-0		2-2-0		2-0-0	
7-13-0		0-1-0	0-2-0		AWAY		0-3-0		1-2-0		6-5-0	
2-6-0		0-1-0	0-0-0		NEUTRAL		0-0-0		0-0-0		2-5-0	
11-15-0		0-2-0	0-2-0		NON-CONFERENCE		0-3-0		1-2-0		10-6-0	
3-1-0		0-0-0	0-0-0		HOME		0-0-0		1-1-0		2-0-0	
6-8-0		0-1-0	0-0-		AWAY		0-3-0		0-1-0		6-1-0	
2-6-0		0-1-0	0-0-0		NEUTRAL		0-0-0		0-0-0		2-5-0	
2-8-0		0-0-0	0-0-0		CONFERENCE		0-2-0		2-2-0		0-4-0	
1-3-0		0-0-0	0-0-0		HOME		0-2-0		1-1-0		0-0-0	
1-5-0		0-0-0	0-0-0		AWAY		0-0-0		1-1-0		0-4-0	
0-0-0		0-0-0	0-0-0		NEUTRAL		0-0-0		0-0-0		0-0-0	
RPI S	Opponent	Score	RPI S	Opponent	Score	RPI S	Opponent	Score	RPI S	Opponent	Score	
6 A	La.-Lafayette	0 10	42 A	Baylor	0 3	62 A	Arkansas	7 10	112 H	A&M-Corpus Christi	1 3	
23 N	North Carolina	0 1	42 A	Baylor	0 3	62 A	Arkansas	0 6	112 H	A&M-Corpus Christi	3 0	
						63 A	Houston	1 6	130 A	La.-Monroe	0 10	
						71 H	McNeese St.	3 7	130 H	La.-Monroe	3 8	
						71 H	McNeese St.	1 2	130 H	La.-Monroe	3 1	
									143 A	Central Ark.	5 3	
									143 A	Central Ark.	1 6	
									153 A	UTSA	4 6	
									153 A	UTSA	5 6	
									161 A	Sam Houston St.	1 9	
									161 A	Sam Houston St.	3 4	
									173 N	SIU Edwardsville	4 7	
									191 N	Louisiana Tech	5 7	
									220 A	Tennessee St.	8 0	
									220 N	Tennessee St.	1 4	
									225 N	Southeast Mo. St.	1 3	
									227 A	Jackson St.	16 6	
									227 A	Jackson St.	8 9	
									227 N	Jackson St.	1 4	
									233 A	Houston Baptist	3 1	
									233 A	Houston Baptist	4 3	
									243 N	IUPUI	4 1	
									284 A	Southern U.	8 6	
									284 A	Southern U.	7 2	
									284 H	Southern U.	4 0	
									284 H	Southern U.	10 5	
									286 N	Grambling	10 1	
LAST 10 GAMES			LAST 10 GAMES			LAST 10 GAMES			LAST 10 GAMES			
			161 A	Sam Houston St.	3 4	143 A	Central Ark.	1 6				
			161 A	Sam Houston St.	1 9	71 H	McNeese St.	1 2				
			153 A	UTSA	4 6	71 H	McNeese St.	3 7				
			153 A	UTSA	5 6	227 A	Jackson St.	16 6				
			143 A	Central Ark.	5 3	227 A	Jackson St.	8 9				

Non-Div. I Games:

Northwestern St.

Average RPI Win: 195		WON-LOST	WINNING	LAST 10	STRENGTH OF		OPP. STRENGTH	TEAM	ADJ	CONF.	ADJ CONF.
Average RPI Loss: 132		RECORD	PCT. RANK	GAMES	SCHEDULE		OF SCHEDULE	RPI	RPI	RPI	RPI
DIV. I ONLY		14-17-0	.45161	162	4-6-0		260	131	209	.44047	215
DIV. I NON-CONF.		12-15-0	.44444	164	2-4-0		243	135	199	.45597	202
TOTALS		RPI 1-25	RPI 26-50		W-L RECORDS		RPI 51-100		RPI 101-150		RPI 150+
14-17-0	0-0-0	0-2-0		OVERALL		1-4-0		4-5-0		9-6-0	
3-3-0	0-0-0	0-0-0		HOME		0-0-0		0-0-0		3-3-0	
0-8-0	0-0-0	0-2-0		AWAY		0-2-0		0-3-0		0-1-0	
11-6-0	0-0-0	0-0-0		NEUTRAL		1-2-0		4-2-0		6-2-0	
12-15-0	0-0-0	0-2-0		NON-CONFERENCE		1-4-0		4-5-0		7-4-0	
1-1-0	0-0-0	0-0-0		HOME		0-0-0		0-0-0		1-1-0	
0-8-0	0-0-0	0-0-		AWAY		0-2-0		0-3-0		0-1-0	
11-6-0	0-0-0	0-0-0		NEUTRAL		1-2-0		4-2-0		6-2-0	
2-2-0	0-0-0	0-0-0		CONFERENCE		0-0-0		0-0-0		2-2-0	
2-2-0	0-0-0	0-0-0		HOME		0-0-0		0-0-0		2-2-0	
0-0-0	0-0-0	0-0-0		AWAY		0-0-0		0-0-0		0-0-0	
0-0-0	0-0-0	0-0-0		NEUTRAL		0-0-0		0-0-0		0-0-0	
RPI	S	Opponent	Score	RPI	S	Opponent	Score	RPI	S	Opponent	Score
36	A	UCF	0 7	68	A	FIU	4 5	103	A	Indiana	1 9
48	A	Northwestern	2 7	69	N	South Carolina	0 5	103	A	Indiana	3 4
				74	A	New Mexico St.	2 5	103	N	Indiana	4 6
				75	N	Jacksonville	0 6	116	N	Michigan St.	3 11
				75	N	Jacksonville	14 6	118	N	Central Mich.	1 0
								135	N	Villanova	10 7
								136	N	Stetson	5 2
								147	N	Penn	4 3
								149	A	UC Riverside	1 9
								160	A	Western Ill.	5 8
								174	N	Providence	8 9
								179	N	North Dakota	12 7
								185	N	St. Mary's (CA)	11 3
								229	N	UTEP	4 10
								243	H	IUPUI	0 1
								243	H	IUPUI	2 0
								245	N	Idaho St.	5 2
								245	N	Idaho St.	7 0
								250	H	Cleveland St.	8 1
								250	H	Cleveland St.	1 3
								250	H	Cleveland St.	1 3
								250	H	Cleveland St.	6 5
								254	N	Santa Clara	5 1
								268	N	South Dakota	3 0
LAST 10 GAMES				243	H	IUPUI	0 1	250	H	Cleveland St.	1 3
				243	H	IUPUI	2 0	250	H	Cleveland St.	8 1
				48	A	Northwestern	2 7	160	A	Western Ill.	5 8
				250	H	Cleveland St.	6 5	103	A	Indiana	1 9
				250	H	Cleveland St.	1 3	118	N	Central Mich.	1 0




Non-Div. I Games:

Ill.-Chicago

Average RPI Win: 198		WON-LOST RECORD		WINNING PCT. RANK		LAST 10 GAMES		STRENGTH OF SCHEDULE		OPP. STRENGTH OF SCHEDULE		TEAM RPI		ADJ RPI		CONF. RPI		ADJ CONF. RPI	
DIV. I ONLY		10-17-0		.37037 210		5-5-0		203		191		215		.44041 216		23		21	
DIV. I NON-CONF.		4-8-0		.33333 213		0-0-0		24		170		138		.49615 138		21		21	
TOTALS		RPI 1-25		RPI 26-50		W-L RECORDS		RPI 51-100		RPI 101-150		RPI 150+							
10-17-0		0-1-0		0-1-0		OVERALL		1-4-0		0-1-0		9-10-0							
3-4-0		0-0-0		0-0-0		HOME		0-0-0		0-0-0		3-4-0							
4-8-0		0-1-0		0-1-0		AWAY		0-0-0		0-0-0		4-6-0							
3-5-0		0-0-0		0-0-0		NEUTRAL		1-4-0		0-1-0		2-0-0							
4-8-0		0-1-0		0-1-0		NON-CONFERENCE		1-4-0		0-1-0		3-1-0							
0-0-0		0-0-0		0-0-0		HOME		0-0-0		0-0-0		0-0-0							
1-3-0		0-1-0		0-0-		AWAY		0-0-0		0-0-0		1-1-0							
3-5-0		0-0-0		0-0-0		NEUTRAL		1-4-0		0-1-0		2-0-0							
6-9-0		0-0-0		0-0-0		CONFERENCE		0-0-0		0-0-0		6-9-0							
3-4-0		0-0-0		0-0-0		HOME		0-0-0		0-0-0		3-4-0							
3-5-0		0-0-0		0-0-0		AWAY		0-0-0		0-0-0		3-5-0							
0-0-0		0-0-0		0-0-0		NEUTRAL		0-0-0		0-0-0		0-0-0							
RPI S	Opponent	Score		RPI S	Opponent	Score		RPI S	Opponent	Score		RPI S	Opponent	Score					
8 A	Oklahoma	0 8		28 A	Tulsa	0 8		55 N	Southern Ill.	1 8		104 N	Kennesaw St.	0 9					
								77 N	Miami (OH)	3 7		172 H	Tennessee Tech	3 5					
								96 N	Mercer	11 9		172 H	Tennessee Tech	1 3					
								97 N	North Texas	3 4		172 H	Tennessee Tech	5 6					
								97 N	North Texas	2 13		173 A	SIU Edwardsville	3 4					
												173 A	SIU Edwardsville	4 2					
												173 A	SIU Edwardsville	1 6					
												183 A	Eastern Ky.	8 5					
												183 A	Eastern Ky.	3 2					
												183 A	Eastern Ky.	2 3					
												206 N	Loyola Chicago	4 1					
												206 N	Loyola Chicago	8 1					
												220 A	Tennessee St.	0 5					
												220 A	Tennessee St.	5 6					
												220 H	Tennessee St.	6 0					
												227 A	Jackson St.	11 0					
												227 A	Jackson St.	4 6					
												242 H	Morehead St.	7 3					
												242 H	Morehead St.	2 1					
												242 H	Morehead St.	3 4					
LAST 10 GAMES																			
												</							

Non-Div. I Games: Trevecca Nazarene 2 1 Trevecca Nazarene 8 4

Austin Peay

 Tie,  Loss,  Non-Conf, S Site, H Home, A Away, N Neutral Page 228

Average RPI Win: 205		WON-LOST	WINNING	LAST 10	STRENGTH OF		OPP. STRENGTH	TEAM	ADJ	CONF.	ADJ CONF.
Average RPI Loss: 100		RECORD	PCT. RANK	GAMES	SCHEDULE		OF SCHEDULE	RPI	RPI	RPI	RPI
DIV. I ONLY		8-17-0	.32	227	4-6-0		186	70	213	.43842	218
DIV. I NON-CONF.		3-14-0	.17647	266	1-5-0		32	23	190	.46639	185
TOTALS		RPI 1-25	RPI 26-50		W-L RECORDS		RPI 51-100		RPI 101-150		RPI 150+
8-17-0		0-5-0	0-2-0		OVERALL		0-2-0		1-2-0		7-6-0
1-1-0		0-0-0	0-0-0		HOME		0-0-0		0-0-0		1-1-0
3-8-0		0-4-0	0-0-0		AWAY		0-2-0		0-0-0		3-2-0
4-8-0		0-1-0	0-2-0		NEUTRAL		0-0-0		1-2-0		3-3-0
3-14-0		0-5-0	0-2-0		NON-CONFERENCE		0-2-0		0-2-0		3-3-0
1-1-0		0-0-0	0-0-0		HOME		0-0-0		0-0-0		1-1-0
0-6-0		0-4-0	0-0-		AWAY		0-2-0		0-0-0		0-0-0
2-7-0		0-1-0	0-2-0		NEUTRAL		0-0-0		0-2-0		2-2-0
5-3-0		0-0-0	0-0-0		CONFERENCE		0-0-0		1-0-0		4-3-0
0-0-0		0-0-0	0-0-0		HOME		0-0-0		0-0-0		0-0-0
3-2-0		0-0-0	0-0-0		AWAY		0-0-0		0-0-0		3-2-0
2-1-0		0-0-0	0-0-0		NEUTRAL		0-0-0		1-0-0		1-1-0
RPI S	Opponent	Score	RPI S	Opponent	Score	RPI S	Opponent	Score	RPI S	Opponent	Score
10 A	Washington	0 4	34 N	New Mexico	5 8	53 A	Boise St.	3 8	137 N	Sacramento St.	5 4
10 A	Washington	0 8	34 N	New Mexico	5 6	53 A	Boise St.	0 9	140 N	UMKC	0 1
11 A	Hawaii	2 6							140 N	UMKC	2 3
11 A	Hawaii	0 21							153 N	UTSA	3 8
15 N	DePaul	0 7							153 N	UTSA	6 1
									179 H	North Dakota	11 4
									179 H	North Dakota	4 5
									179 N	North Dakota	2 1
									179 N	North Dakota	6 7
									185 A	St. Mary's (CA)	2 8
									245 A	Idaho St.	2 4
									245 A	Idaho St.	5 3
									245 A	Idaho St.	4 0
									245 A	Idaho St.	5 3
									254 N	Santa Clara	2 3
									254 N	Santa Clara	3 2
LAST 10 GAMES											
245 A	Idaho St.	5 3	34 N	New Mexico	5 8	153 N	UTSA	6 1			
245 A	Idaho St.	2 4	34 N	New Mexico	5 6	53 A	Boise St.	3 8			
245 A	Idaho St.	4 0	53 A	Boise St.	0 9						
245 A	Idaho St.	5 3									
153 N	UTSA	3 8									

Non-Div. I Games: British Columbia 12 1 British Columbia 8 0

Seattle

Average RPI Win: 199		WON-LOST	WINNING	LAST 10	STRENGTH OF		OPP. STRENGTH	TEAM	ADJ	CONF.	ADJ CONF.
Average RPI Loss: 144		RECORD	PCT. RANK	GAMES	SCHEDULE		OF SCHEDULE	RPI	RPI	RPI	RPI
DIV. I ONLY		10-21-0	.32258	226	3-7-0		166	220	223	.43381	220
DIV. I NON-CONF.		7-12-0	.36842	199	0-1-0		170	209	208	.4499	212
TOTALS		RPI 1-25	RPI 26-50		W-L RECORDS		RPI 51-100		RPI 101-150		RPI 150+
10-21-0	0-1-0	0-0-0		OVERALL		1-4-0		0-7-0		9-9-0	
4-10-0	0-0-0	0-0-0		HOME		0-2-0		0-3-0		4-5-0	
1-6-0	0-1-0	0-0-0		AWAY		1-1-0		0-3-0		0-1-0	
5-5-0	0-0-0	0-0-0		NEUTRAL		0-1-0		0-1-0		5-3-0	
7-12-0	0-1-0	0-0-0		NON-CONFERENCE		1-4-0		0-1-0		6-6-0	
1-5-0	0-0-0	0-0-0		HOME		0-2-0		0-0-0		1-3-0	
1-2-0	0-1-0	0-0-		AWAY		1-1-0		0-0-0		0-0-0	
5-5-0	0-0-0	0-0-0		NEUTRAL		0-1-0		0-1-0		5-3-0	
3-9-0	0-0-0	0-0-0		CONFERENCE		0-0-0		0-6-0		3-3-0	
3-5-0	0-0-0	0-0-0		HOME		0-0-0		0-3-0		3-2-0	
0-4-0	0-0-0	0-0-0		AWAY		0-0-0		0-3-0		0-1-0	
0-0-0	0-0-0	0-0-0		NEUTRAL		0-0-0		0-0-0		0-0-0	
RPI S	Opponent	Score		RPI S	Opponent	Score		RPI S	Opponent	Score	
3 A	Florida	0 8				62 A	Arkansas 0 7	114 A	UT Martin	3 5	
						64 H	Ohio St. 0 6	114 A	UT Martin	1 9	
						69 A	South Carolina 4 2	114 A	UT Martin	1 10	
						82 N	Western Ky. 0 8	131 N	Winthrop	1 3	
						96 H	Mercer 5 6	145 H	Murray St.	0 10	
								145 H	Murray St.	0 14	
								145 H	Murray St.	2 5	
								164 H	St. Bonaventure	1 3	
								172 H	Tennessee Tech	4 1	
								172 H	Tennessee Tech	0 4	
								172 H	Tennessee Tech	3 5	
								182 N	Campbell	3 2	
								182 N	Campbell	6 1	
								194 N	Gardner-Webb	4 6	
								194 N	Gardner-Webb	6 8	
								214 H	Northwestern St.	0 8	
								214 N	Northwestern St.	4 1	
								216 A	Austin Peay	0 6	
								216 H	Austin Peay	5 0	
								216 H	Austin Peay	6 5	
								227 N	Jackson St.	5 4	
								227 N	Jackson St.	1 8	
								250 N	Cleveland St.	5 3	
								265 H	Alabama St.	8 5	
								265 H	Alabama St.	3 4	
LAST 10 GAMES											
114 A	UT Martin	1 9	172 H	Tennessee Tech	0 4	250 N	Cleveland St.	5 3			
114 A	UT Martin	3 5	172 H	Tennessee Tech	3 5	265 H	Alabama St.	8 5			
114 A	UT Martin	1 10	216 H	Austin Peay	5 0	265 H	Alabama St.	3 4			
216 A	Austin Peay	0 6	216 H	Austin Peay	6 5						
172 H	Tennessee Tech	4 1	96 H	Mercer	5 6						

Non-Div. I Games:

Tennessee St.

Average RPI Win:	169	WON-LOST	WINNING	LAST 10	STRENGTH OF	OPP. STRENGTH	TEAM	ADJ	CONF.	ADJ CONF.	
Average RPI Loss:	163	RECORD	PCT. RANK	GAMES	SCHEDULE	OF SCHEDULE	RPI	RPI	RPI	RPI	
DIV. I ONLY	7-12-0	.36842	211	3-7-0	205	202	219	.43298	221	27	27
DIV. I NON-CONF.	7-8-0	.46667	153	3-3-0	156	187	155	.48426	156	27	27
<hr/>											
TOTALS	RPI 1-25	RPI 26-50		W-L RECORDS		RPI 51-100		RPI 101-150		RPI 150+	
7-12-0	0-0-0	0-0-0		OVERALL		1-3-0		3-2-0		3-7-0	
0-0-0	0-0-0	0-0-0		HOME		0-0-0		0-0-0		0-0-0	
2-8-0	0-0-0	0-0-0		AWAY		0-2-0		2-2-0		0-4-0	
5-4-0	0-0-0	0-0-0		NEUTRAL		1-1-0		1-0-0		3-3-0	
7-8-0	0-0-0	0-0-0		NON-CONFERENCE		1-3-0		3-2-0		3-3-0	
0-0-0	0-0-0	0-0-0		HOME		0-0-0		0-0-0		0-0-0	
2-4-0	0-0-0	0-0-		AWAY		0-2-0		2-2-0		0-0-0	
5-4-0	0-0-0	0-0-0		NEUTRAL		1-1-0		1-0-0		3-3-0	
0-4-0	0-0-0	0-0-0		CONFERENCE		0-0-0		0-0-0		0-4-0	
0-0-0	0-0-0	0-0-0		HOME		0-0-0		0-0-0		0-0-0	
0-4-0	0-0-0	0-0-0		AWAY		0-0-0		0-0-0		0-4-0	
0-0-0	0-0-0	0-0-0		NEUTRAL		0-0-0		0-0-0		0-0-0	
RPI	S	Opponent	Score	RPI	S	Opponent	Score	RPI	S	Opponent	Score

Non-Div. I Games:

Dartmouth

Average RPI Win:	218	WON-LOST RECORD	WINNING PCT. RANK	LAST 10 GAMES	STRENGTH OF SCHEDULE	OPP. STRENGTH OF SCHEDULE	TEAM RPI	ADJ RPI	CONF. RPI	ADJ CONF. RPI	
Average RPI Loss:	149										
DIV. I ONLY	12-18-0	.4	193	1-9-0	225	236	220	.43248	222	14	14
DIV. I NON-CONF.	12-9-0	.57143	94	1-2-0	275	244	201	.45287	205	14	14
<hr/>											
TOTALS	RPI 1-25	RPI 26-50		W-L RECORDS		RPI 51-100		RPI 101-150		RPI 150+	
12-18-0	0-0-0	0-0-0		OVERALL		1-5-0		1-6-0		10-7-0	
1-9-0	0-0-0	0-0-0		HOME		0-3-0		1-1-0		0-5-0	
1-6-0	0-0-0	0-0-0		AWAY		0-2-0		0-3-0		1-1-0	
10-3-0	0-0-0	0-0-0		NEUTRAL		1-0-0		0-2-0		9-1-0	
12-9-0	0-0-0	0-0-0		NON-CONFERENCE		1-2-0		1-3-0		10-4-0	
1-3-0	0-0-0	0-0-0		HOME		0-0-0		1-1-0		0-2-0	
1-3-0	0-0-0	0-0-		AWAY		0-2-0		0-0-0		1-1-0	
10-3-0	0-0-0	0-0-0		NEUTRAL		1-0-0		0-2-0		9-1-0	
0-9-0	0-0-0	0-0-0		CONFERENCE		0-3-0		0-3-0		0-3-0	
0-6-0	0-0-0	0-0-0		HOME		0-3-0		0-0-0		0-3-0	
0-3-0	0-0-0	0-0-0		AWAY		0-0-0		0-3-0		0-0-0	
0-0-0	0-0-0	0-0-0		NEUTRAL		0-0-0		0-0-0		0-0-0	
RPI	S	Opponent	Score	RPI	S	Opponent	Score	RPI	S	Opponent	Score
						66 A Illinois	2 7	106 A		Creighton	4 12
						82 A Western Ky.	2 10	106 A		Creighton	0 9
						90 N Bowling Green	4 3	106 A		Creighton	0 4
						99 H UNI	5 7	126 H		Saint Louis	3 5
						99 H UNI	0 7	126 H		Saint Louis	1 0
						99 H UNI	1 11	145 N		Murray St.	3 11
								147 N		Penn	0 2
								159 N		Lehigh	5 3
								190 H		Drake	2 4
								190 H		Drake	0 2
								190 H		Drake	1 5
								223 N		Akron	3 2
								223 N		Sacred Heart	8 2
								223 N		Sacred Heart	4 0
								225 H		Southeast Mo. St.	6 9
								225 H		Southeast Mo. St.	0 4
								242 N		Morehead St.	2 8
								243 A		IUPUI	1 2
								243 A		IUPUI	6 2
								258 N		Yale	9 3
								260 N		Detroit	8 3
								268 N		South Dakota	8 0
								274 N		Holy Cross	6 3
								274 N		Holy Cross	9 7
LAST 10 GAMES						66 A Illinois	2 7	274 N		Holy Cross	6 3
						106 A Creighton	0 4	99 H		UNI	5 7
						106 A Creighton	4 12	99 H		UNI	0 7
						106 A Creighton	0 9	99 H		UNI	1 11
						243 A IUPUI	6 2	190 H		Drake	0 2
						243 A IUPUI	1 2				

Non-Div. I Games:

Indiana St.

Average RPI Win: 240		WON-LOST RECORD	WINNING PCT. RANK	LAST 10 GAMES	STRENGTH OF SCHEDULE	OPP. STRENGTH OF SCHEDULE	TEAM RPI	ADJ RPI	CONF. RPI	ADJ CONF. RPI							
Average RPI Loss: 152																	
DIV. I ONLY		11-18-1	.38333	202	1-8-1	213	245	226	.43186	223	13	13					
DIV. I NON-CONF.		11-14-1	.44231	166	1-4-1	224	261	212	.45003	211	13	13					
<hr/>																	
TOTALS		RPI 1-25		RPI 26-50		W-L RECORDS		RPI 51-100		RPI 101-150		RPI 150+					
11-18-1		0-1-0		0-1-0		OVERALL		0-2-0		1-4-0		10-10-1					
1-5-1		0-0-0		0-0-0		HOME		0-2-0		0-0-0		1-3-1					
1-4-0		0-0-0		0-0-0		AWAY		0-0-0		0-1-0		1-3-0					
9-9-0		0-1-0		0-1-0		NEUTRAL		0-0-0		1-3-0		8-4-0					
11-14-1		0-1-0		0-1-0		NON-CONFERENCE		0-0-0		1-4-0		10-8-1					
1-1-1		0-0-0		0-0-0		HOME		0-0-0		0-0-0		1-1-1					
1-4-0		0-0-0		0-0-		AWAY		0-0-0		0-1-0		1-3-0					
9-9-0		0-1-0		0-1-0		NEUTRAL		0-0-0		1-3-0		8-4-0					
0-4-0		0-0-0		0-0-0		CONFERENCE		0-2-0		0-0-0		0-2-0					
0-4-0		0-0-0		0-0-0		HOME		0-2-0		0-0-0		0-2-0					
0-0-0		0-0-0		0-0-0		AWAY		0-0-0		0-0-0		0-0-0					
0-0-0		0-0-0		0-0-0		NEUTRAL		0-0-0		0-0-0		0-0-0					
RPI	S	Opponent		Score		RPI	S	Opponent		Score		RPI	S	Opponent		Score	
9	N	Louisville		1	6	33	N	Troy		2	9	90	H	Bowling Green		6	7
												90	H	Bowling Green		0	4
												107	N	Marshall		1	3
												122	N	Charleston So.		3	7
												124	A	Col. of Charleston		0	3
												141	N	Colorado St.		2	3
												147	N	Penn		6	2
												151	H	Youngstown St.		6	7
												151	H	Youngstown St.		5	5
												168	N	Marist		5	3
												169	N	Northern Colo.		10	11
												184	N	Army		0	5
												200	A	Dayton		1	2
												200	A	Dayton		1	3
												209	A	Cornell		8	9
												222	N	Indiana St.		2	3
												230	H	Toledo		0	8
												230	H	Toledo		7	12
												231	N	Nicholls St.		1	5
												240	N	Rider		7	3
												242	N	Morehead St.		6	4
												246	A	Southeastern La.		8	3
												251	N	Princeton		3	2
												258	N	Yale		7	0
												259	N	Wagner		3	0
												271	H	George Mason		6	3
												274	N	Holy Cross		6	0
												284	N	Southern U.		13	3
<hr/>																	
LAST 10 GAMES																	
						90	H	Bowling Green		6	7	151	H	Youngstown St.		6	7
						90	H	Bowling Green		0	4	200	A	Dayton		1	3
						230	H	Toledo		7	12	200	A	Dayton		1	2
						230	H	Toledo		0	8	141	N	Colorado St.		2	3
						151	H	Youngstown St.		5	5	251	N	Princeton		3	2

Non-Div. I Games:

Akron

Average RPI Win:	252	WON-LOST RECORD	WINNING PCT. RANK	LAST 10 GAMES	STRENGTH OF SCHEDULE	OPP. STRENGTH OF SCHEDULE	TEAM RPI	ADJ RPI	CONF. RPI	ADJ CONF. RPI		
DIV. I ONLY		10-18-0	.35714	215	4-6-0	187	262	228	.43186	223	24	24
DIV. I NON-CONF.		6-15-0	.28571	233	1-3-0	189	277	250	.41615	246	24	24
<hr/>												
TOTALS	RPI 1-25	RPI 26-50		W-L RECORDS		RPI 51-100		RPI 101-150		RPI 150+		
10-18-0	0-0-0	0-0-0		OVERALL		0-2-0		0-9-0		10-7-0		
1-0-0	0-0-0	0-0-0		HOME		0-0-0		0-0-0		1-0-0		
4-8-0	0-0-0	0-0-0		AWAY		0-0-0		0-6-0		4-2-0		
5-10-0	0-0-0	0-0-0		NEUTRAL		0-2-0		0-3-0		5-5-0		
<hr/>												
6-15-0	0-0-0	0-0-0		NON-CONFERENCE		0-2-0		0-7-0		6-6-0		
0-0-0	0-0-0	0-0-0		HOME		0-0-0		0-0-0		0-0-0		
1-5-0	0-0-0	0-0-		AWAY		0-0-0		0-4-0		1-1-0		
5-10-0	0-0-0	0-0-0		NEUTRAL		0-2-0		0-3-0		5-5-0		
<hr/>												
4-3-0	0-0-0	0-0-0		CONFERENCE		0-0-0		0-2-0		4-1-0		
1-0-0	0-0-0	0-0-0		HOME		0-0-0		0-0-0		1-0-0		
3-3-0	0-0-0	0-0-0		AWAY		0-0-0		0-2-0		3-1-0		
0-0-0	0-0-0	0-0-0		NEUTRAL		0-0-0		0-0-0		0-0-0		
<hr/>												
RPI	S	Opponent	Score	RPI	S	Opponent	Score	RPI	S	Opponent	Score	

Non-Div. I Games:

Sacred Heart

Average RPI Win:	215	WON-LOST RECORD	WINNING PCT. RANK	LAST 10 GAMES	STRENGTH OF SCHEDULE	OPP. STRENGTH OF SCHEDULE	TEAM RPI	ADJ RPI	CONF. RPI	ADJ CONF. RPI			
DIV. I ONLY		13-20-0	.39394	198	4-6-0	217	249	224	.43108	225	23	21	
DIV. I NON-CONF.		7-12-0	.36842	199	0-0-0	233	265	231	.42561	232	21	21	
<hr/>													
TOTALS	RPI 1-25	RPI 26-50		W-L RECORDS		RPI 51-100		RPI 101-150		RPI 150+			
13-20-0	0-1-0	0-0-0		OVERALL		0-2-0		1-7-0		12-10-0			
4-3-0	0-0-0	0-0-0		HOME		0-1-0		0-1-0		4-1-0			
5-9-0	0-0-0	0-0-0		AWAY		0-0-0		0-2-0		5-7-0			
4-8-0	0-1-0	0-0-0		NEUTRAL		0-1-0		1-4-0		3-2-0			
7-12-0	0-1-0	0-0-0		NON-CONFERENCE		0-2-0		1-4-0		6-5-0			
0-1-0	0-0-0	0-0-0		HOME		0-1-0		0-0-0		0-0-0			
3-3-0	0-0-0	0-0-		AWAY		0-0-0		0-0-0		3-3-0			
4-8-0	0-1-0	0-0-0		NEUTRAL		0-1-0		1-4-0		3-2-0			
6-8-0	0-0-0	0-0-0		CONFERENCE		0-0-0		0-3-0		6-5-0			
4-2-0	0-0-0	0-0-0		HOME		0-0-0		0-1-0		4-1-0			
2-6-0	0-0-0	0-0-0		AWAY		0-0-0		0-2-0		2-4-0			
0-0-0	0-0-0	0-0-0		NEUTRAL		0-0-0		0-0-0		0-0-0			
RPI	S	Opponent	Score	RPI	S	Opponent	Score	RPI	S	Opponent	Score		
18	N	Missouri	0 9					77	N	Miami (OH)	2 6		
								99	H	UNI	1 2		
										114	A	UT Martin	1 2
										114	A	UT Martin	4 5
										114	H	UT Martin	2 3
										125	N	Missouri St.	4 5
										125	N	Missouri St.	1 4
										126	N	Saint Louis	4 5
										130	N	La.-Monroe	8 4
										140	N	UMKC	2 5
										160	N	Western Ill.	4 12
										172	A	Tennessee Tech	1 6
										172	A	Tennessee Tech	2 3
										172	A	Tennessee Tech	6 2
										173	H	SIU Edwardsville	4 1
										173	H	SIU Edwardsville	9 8
										183	A	Eastern Ky.	7 5
										183	A	Eastern Ky.	2 4
										183	A	Eastern Ky.	2 3
										188	A	Memphis	0 1
										214	N	Northwestern St.	3 1
										222	A	Indiana St.	4 0
										222	A	Indiana St.	9 6
										227	A	Jackson St.	1 11
										242	H	Morehead St.	11 10
										242	H	Morehead St.	1 3
										242	H	Morehead St.	9 5
										243	N	IUPUI	0 5
										253	A	Evansville	6 1
LAST 10 GAMES													
				172	A	Tennessee Tech	2 3	173	H	SIU Edwardsville	4 1		
				172	A	Tennessee Tech	1 6	114	A	UT Martin	1 2		
				172	A	Tennessee Tech	6 2	114	A	UT Martin	4 5		
				114	H	UT Martin	2 3	183	A	Eastern Ky.	2 4		
				173	H	SIU Edwardsville	9 8	183	A	Eastern Ky.	7 5		

Non-Div. I Games:

Southeast Mo. St.

RPI	S	Opponent	Score	
253	A	Evansville	4	5
286	N	Grambling	21	3
286	N	Grambling	15	8

Southeast Mo. St.

S
o
u
t
h
e
a
s
t
M
o
.
S
t
.

S
o
u
t
h
e
a
s
t
M
o
.
S
t
.

[illegible]

Average RPI Win: 215		WON-LOST	WINNING	LAST 10	STRENGTH OF		OPP. STRENGTH	TEAM	ADJ	CONF.	ADJ CONF.
Average RPI Loss: 100		RECORD	PCT. RANK	GAMES	SCHEDULE		OF SCHEDULE	RPI	RPI	RPI	RPI
DIV. I ONLY		6-24-0	.2	271	2-8-0		120	161	232	.42866	228
DIV. I NON-CONF.		5-21-0	.19231	263	1-5-0		136	193	246	.42039	240
TOTALS		RPI 1-25	RPI 26-50		W-L RECORDS		RPI 51-100		RPI 101-150		RPI 150+
6-24-0	0-0-0		0-4-0		OVERALL		1-11-0		0-4-0		5-5-0
3-3-0	0-0-0		0-1-0		HOME		0-1-0		0-1-0		3-0-0
1-7-0	0-0-0		0-0-0		AWAY		1-6-0		0-1-0		0-0-0
2-14-0	0-0-0		0-3-0		NEUTRAL		0-4-0		0-2-0		2-5-0
5-21-0	0-0-0		0-4-0		NON-CONFERENCE		0-8-0		0-4-0		5-5-0
3-3-0	0-0-0		0-1-0		HOME		0-1-0		0-1-0		3-0-0
0-4-0	0-0-0		0-0-		AWAY		0-3-0		0-1-0		0-0-0
2-14-0	0-0-0		0-3-0		NEUTRAL		0-4-0		0-2-0		2-5-0
1-3-0	0-0-0		0-0-0		CONFERENCE		1-3-0		0-0-0		0-0-0
0-0-0	0-0-0		0-0-0		HOME		0-0-0		0-0-0		0-0-0
1-3-0	0-0-0		0-0-0		AWAY		1-3-0		0-0-0		0-0-0
0-0-0	0-0-0		0-0-0		NEUTRAL		0-0-0		0-0-0		0-0-0
RPI S	Opponent	Score	RPI S	Opponent	Score	RPI S	Opponent	Score	RPI S	Opponent	Score
			33 N	Troy	0 8	62 H	Arkansas	3 16	107 H	Marshall	7 11
			33 N	Troy	2 10	64 N	Ohio St.	3 15	113 N	Valparaiso	2 4
			42 H	Baylor	5 10	72 A	North Florida	0 8	114 A	UT Martin	1 3
			46 N	Purdue	1 10	72 A	North Florida	4 5	145 N	Murray St.	0 10
						75 A	Jacksonville	4 3	164 N	St. Bonaventure	1 7
						75 A	Jacksonville	2 4	172 N	Tennessee Tech	6 5
						76 N	Iowa	0 8	178 N	Mississippi Val.	1 8
						79 A	Ole Miss	0 5	178 N	Mississippi Val.	7 3
						79 A	Ole Miss	1 9	187 N	Texas-Arlington	4 9
						79 A	Ole Miss	0 6	194 N	Wichita St.	2 7
						89 N	Chattanooga	2 10	200 N	Dayton	3 11
						94 N	Ball St.	3 14	288 H	Alabama A&M	6 3
									288 H	Alabama A&M	3 2
									288 H	Alabama A&M	11 0
LAST 10 GAMES											
			72 A	North Florida	4 5	107 H	Marshall	7 11			
			72 A	North Florida	0 8	178 N	Mississippi Val.	7 3			
			75 A	Jacksonville	2 4	64 N	Ohio St.	3 15			
			75 A	Jacksonville	4 3	178 N	Mississippi Val.	1 8			
			114 A	UT Martin	1 3	164 N	St. Bonaventure	1 7			

Non-Div. I Games:

Belmont

UTEP

Average RPI Win: 228		WON-LOST RECORD		WINNING PCT. RANK		LAST 10 GAMES		STRENGTH OF SCHEDULE		OPP. STRENGTH OF SCHEDULE		TEAM RPI		ADJ RPI		CONF. RPI		ADJ CONF. RPI				
DIV. I ONLY		12-24-0		.33333 221		0-10-0		226		133		230		.42766 229		10		10				
DIV. I NON-CONF.		10-14-0		.41667 176		0-0-0		247		177		219		.44339 219		10		10				
TOTALS		RPI 1-25		RPI 26-50		W-L RECORDS		RPI 51-100		RPI 101-150		RPI 150+										
12-24-0		0-2-0		0-3-0		OVERALL		0-8-0		1-4-0		11-7-0										
10-9-0		0-0-0		0-0-0		HOME		0-1-0		1-4-0		9-4-0										
0-9-0		0-1-0		0-1-0		AWAY		0-7-0		0-0-0		0-0-0										
2-6-0		0-1-0		0-2-0		NEUTRAL		0-0-0		0-0-0		2-3-0										
10-14-0		0-2-0		0-3-0		NON-CONFERENCE		0-2-0		1-1-0		9-6-0										
8-5-0		0-0-0		0-0-0		HOME		0-1-0		1-1-0		7-3-0										
0-3-0		0-1-0		0-0-		AWAY		0-1-0		0-0-0		0-0-0										
2-6-0		0-1-0		0-2-0		NEUTRAL		0-0-0		0-0-0		2-3-0										
2-10-0		0-0-0		0-0-0		CONFERENCE		0-6-0		0-3-0		2-1-0										
2-4-0		0-0-0		0-0-0		HOME		0-0-0		0-3-0		2-1-0										
0-6-0		0-0-0		0-0-0		AWAY		0-6-0		0-0-0		0-0-0										
0-0-0		0-0-0		0-0-0		NEUTRAL		0-0-0		0-0-0		0-0-0										
RPI	S	Opponent		Score		RPI	S	Opponent		Score		RPI	S	Opponent		Score						
6	A	La.-Lafayette		1	11	29	N	Texas Tech		2	5	63	A	Houston		0	10	107	H	Marshall	5	7
23	N	North Carolina		6	7	42	A	Baylor		1	11	63	A	Houston		4	13	107	H	Marshall	6	7
						45	N	Texas St.		0	3	63	A	Houston		2	5	107	H	Marshall	0	8
												74	A	New Mexico St.		3	13	113	H	Valparaiso	7	6
												74	H	New Mexico St.		5	9	119	H	Iowa St.	6	7
												100	A	East Carolina		1	5	153	H	UTSA	2	11
												100	A	East Carolina		4	12	153	H	UTSA	3	15
												100	A	East Carolina		10	11	185	N	St. Mary's (CA)	6	5
																		191	N	Louisiana Tech	0	5
																		210	H	Southern Miss.	14	13
																		210	H	Southern Miss.	8	9
																		210	H	Southern Miss.	13	12
																		212	N	Stephen F. Austin	6	8
																		212	N	Stephen F. Austin	1	4
																		215	N	Ill.-Chicago	10	4
																		253	H	Evansville	12	15
																		253	H	Evansville	7	3
																		253	H	Evansville	10	8
																		253	H	Evansville	7	4
																		254	H	Santa Clara	11	3
																		254	H	Santa Clara	5	4
																		267	H	Brown	25	7
																		267	H	Brown	10	2
				LAST 10 GAMES																		
				107	H	Marshall	0	8	100	A	East Carolina	10	11	267	H	Brown	10	2				
				107	H	Marshall	5	7	63	A	Houston	4	13									
				107	H	Marshall	6	7	63	A	Houston	0	10									
				100	A	East Carolina	1	5	63	A	Houston	2	5									
				100	A	East Carolina	4	12	210	H	Southern Miss.	8	9									

Non-Div. I Games:

UTEP

Toledo

Toledo					Through Games Of Through April 1, 2012						
Average RPI Win:		204	WON-LOST	WINNING	LAST 10	STRENGTH OF	OPP. STRENGTH	TEAM	ADJ	CONF.	ADJ CONF.
Average RPI Loss:		133	RECORD	PCT. RANK	GAMES	SCHEDULE	OF SCHEDULE	RPI	RPI	RPI	RPI
DIV. I ONLY			9-21-0	.3 235	4-6-0	180	184	231	.42585 230	13	13
DIV. I NON-CONF.			7-19-0	.26923 239	2-4-0	185	189	239	.42146 236	13	13
<hr/>											
TOTALS		RPI 1-25	RPI 26-50		W-L RECORDS	RPI 51-100		RPI 101-150		RPI 150+	
9-21-0	0-1-0		0-3-0		OVERALL	0-2-0		1-7-0		8-8-0	
1-1-0	0-0-0		0-0-0		HOME	0-0-0		0-0-0		1-1-0	
2-7-0	0-1-0		0-2-0		AWAY	0-1-0		0-3-0		2-0-0	
6-13-0	0-0-0		0-1-0		NEUTRAL	0-1-0		1-4-0		5-7-0	
<hr/>											
7-19-0	0-1-0		0-3-0		NON-CONFERENCE	0-2-0		1-5-0		6-8-0	
1-1-0	0-0-0		0-0-0		HOME	0-0-0		0-0-0		1-1-0	
0-5-0	0-1-0		0-0-		AWAY	0-1-0		0-1-0		0-0-0	
6-13-0	0-0-0		0-1-0		NEUTRAL	0-1-0		1-4-0		5-7-0	
<hr/>											
2-2-0	0-0-0		0-0-0		CONFERENCE	0-0-0		0-2-0		2-0-0	
0-0-0	0-0-0		0-0-0		HOME	0-0-0		0-0-0		0-0-0	
2-2-0	0-0-0		0-0-0		AWAY	0-0-0		0-2-0		2-0-0	
0-0-0	0-0-0		0-0-0		NEUTRAL	0-0-0		0-0-0		0-0-0	
<hr/>											
RPI S	Opponent	Score	RPI S	Opponent	Score	RPI S	Opponent	Score	RPI S	Opponent	Score
16 A	South Fla.	0 2	35 N	Virginia Tech	0 8	51 A	Fresno St.	1 9	104 N	Kennesaw St.	7 4
			43 A	Notre Dame	1 9	65 N	North Dakota St.	1 3	108 N	Harvard	1 2
			43 A	Notre Dame	0 8				117 A	North Carolina St.	2 4
									134 A	Ohio	3 4
									134 A	Ohio	1 15
									135 N	Villanova	2 7
									143 N	Central Ark.	3 4
									149 N	UC Riverside	3 6
									158 N	Long Beach St.	4 2
									158 N	Long Beach St.	1 5
									159 N	Lehigh	1 4
									188 N	LIU Brooklyn	1 10
									199 H	Wright St.	4 5
									199 H	Wright St.	5 2
									202 N	Georgetown	9 8
									202 N	Georgetown	0 8
									203 N	Bethune-Cookman	8 0
									223 A	Akron	8 0
									223 A	Akron	12 7
									239 N	South Dakota St.	3 4
									239 N	South Dakota St.	3 7
									239 N	South Dakota St.	7 9
									261 N	Hampton	8 0
									263 N	Canisius	1 0
<hr/>											
			LAST 10 GAMES								
			134 A	Ohio	3 4	43 A	Notre Dame	0 8	261 N	Hampton	8 0
			134 A	Ohio	1 15	199 H	Wright St.	4 5	263 N	Canisius	1 0
			223 A	Akron	12 7	199 H	Wright St.	5 2			
			223 A	Akron	8 0	16 A	South Fla.	0 2			
			43 A	Notre Dame	1 9	104 N	Kennesaw St.	7 4			

Non-Div. I Games:

Toledo

Toledo

Average RPI Win: 208		WON-LOST	WINNING	LAST 10	STRENGTH OF		OPP. STRENGTH	TEAM	ADJ	CONF.	ADJ CONF.
Average RPI Loss: 133		RECORD	PCT. RANK	GAMES	SCHEDULE		OF SCHEDULE	RPI	RPI	RPI	RPI
DIV. I ONLY		8-21-0	.27586	252	4-6-0		181	170	240	.42456	231
DIV. I NON-CONF.		4-15-0	.21053	257	0-2-0		112	202	230	.42903	228
TOTALS		RPI 1-25	RPI 26-50		W-L RECORDS		RPI 51-100		RPI 101-150		RPI 150+
8-21-0		0-2-0	1-3-0		OVERALL		0-2-0		0-3-0		7-11-0
4-6-0		0-1-0	1-2-0		HOME		0-0-0		0-1-0		3-2-0
2-3-0		0-1-0	0-0-0		AWAY		0-0-0		0-0-0		2-2-0
2-12-0		0-0-0	0-1-0		NEUTRAL		0-2-0		0-2-0		2-7-0
4-15-0		0-2-0	0-2-0		NON-CONFERENCE		0-2-0		0-2-0		4-7-0
1-3-0		0-1-0	0-1-0		HOME		0-0-0		0-1-0		1-0-0
1-2-0		0-1-0	0-0-		AWAY		0-0-0		0-0-0		1-1-0
2-10-0		0-0-0	0-1-0		NEUTRAL		0-2-0		0-1-0		2-6-0
4-6-0		0-0-0	1-1-0		CONFERENCE		0-0-0		0-1-0		3-4-0
3-3-0		0-0-0	1-1-0		HOME		0-0-0		0-0-0		2-2-0
1-1-0		0-0-0	0-0-0		AWAY		0-0-0		0-0-0		1-1-0
0-2-0		0-0-0	0-0-0		NEUTRAL		0-0-0		0-1-0		0-1-0
RPI S	Opponent	Score	RPI S	Opponent	Score	RPI S	Opponent	Score	RPI S	Opponent	Score
6 A	La.-Lafayette	4 15	33 N	Troy	0 3	52 N	Kentucky	1 9	112 N	A&M-Corpus Christi	1 9
20 H	LSU	2 10	44 H	South Ala.	2 8	94 N	Ball St.	1 3	114 N	UT Martin	3 5
			45 H	Texas St.	0 3				130 H	La.-Monroe	4 7
			45 H	Texas St.	1 0				152 N	Northern Ill.	8 9
									161 H	Sam Houston St.	3 6
									161 H	Sam Houston St.	4 6
									178 N	Mississippi Val.	2 6
									183 N	Eastern Ky.	4 7
									191 N	Louisiana Tech	5 2
									204 N	East Tenn. St.	5 10
									210 A	Southern Miss.	4 5
									212 A	Stephen F. Austin	1 0
									212 A	Stephen F. Austin	0 2
									212 N	Stephen F. Austin	1 2
									223 N	Akron	5 1
									227 A	Jackson St.	11 2
									227 N	Jackson St.	2 10
									243 N	IUPUI	0 5
									246 H	Southeastern La.	8 0
									246 H	Southeastern La.	10 2
									277 H	Alcorn St.	6 1
LAST 10 GAMES											
			45 H	Texas St.	1 0	212 A	Stephen F. Austin	1 0			
			45 H	Texas St.	0 3	212 A	Stephen F. Austin	0 2			
			130 H	La.-Monroe	4 7	161 H	Sam Houston St.	3 6			
			246 H	Southeastern La.	10 2	161 H	Sam Houston St.	4 6			
			246 H	Southeastern La.	8 0	20 H	LSU	2 10			

Non-Div. I Games:

Nicholls St.

Average RPI Win: 247		WON-LOST	WINNING	LAST 10	STRENGTH OF		OPP. STRENGTH	TEAM	ADJ	CONF.	ADJ CONF.
Average RPI Loss: 114		RECORD	PCT. RANK	GAMES	SCHEDULE		OF SCHEDULE	RPI	RPI	RPI	RPI
DIV. I ONLY		8-14-0	.36364	212	7-3-0		247	168	237	.42322	232
DIV. I NON-CONF.		4-14-0	.22222	253	3-3-0		211	130	252	.40939	250
TOTALS		RPI 1-25	RPI 26-50		W-L RECORDS		RPI 51-100		RPI 101-150		RPI 150+
8-14-0	0-0-0	0-2-0		OVERALL		0-4-0		0-4-0		8-4-0	
0-1-0	0-0-0	0-0-0		HOME		0-0-0		0-1-0		0-0-0	
4-5-0	0-0-0	0-2-0		AWAY		0-0-0		0-1-0		4-2-0	
4-8-0	0-0-0	0-0-0		NEUTRAL		0-4-0		0-2-0		4-2-0	
4-14-0	0-0-0	0-2-0		NON-CONFERENCE		0-4-0		0-4-0		4-4-0	
0-1-0	0-0-0	0-0-0		HOME		0-0-0		0-1-0		0-0-0	
0-5-0	0-0-0	0-0-		AWAY		0-0-0		0-1-0		0-2-0	
4-8-0	0-0-0	0-0-0		NEUTRAL		0-4-0		0-2-0		4-2-0	
4-0-0	0-0-0	0-0-0		CONFERENCE		0-0-0		0-0-0		4-0-0	
0-0-0	0-0-0	0-0-0		HOME		0-0-0		0-0-0		0-0-0	
4-0-0	0-0-0	0-0-0		AWAY		0-0-0		0-0-0		4-0-0	
0-0-0	0-0-0	0-0-0		NEUTRAL		0-0-0		0-0-0		0-0-0	
RPI S	Opponent	Score	RPI S	Opponent	Score	RPI S	Opponent	Score	RPI S	Opponent	Score
			26 A	Syracuse	0 6	61 N	Utah	1 2	109 A	Fla. Gulf Coast	3 8
			50 A	Virginia	2 13	61 N	Utah	0 8	111 N	Kent St.	0 6
						78 N	Rutgers	0 3	134 H	Ohio	3 4
						80 N	Stony Brook	4 9	134 N	Ohio	0 7
									157 A	Fla. Atlantic	2 6
									157 A	Fla. Atlantic	2 3
									162 N	Iona	2 1
									170 N	Saint Joseph's	4 9
									197 N	Saint Francis (PA)	1 0
									262 N	Hartford	8 0
									262 N	Hartford	2 3
									263 N	Canisius	5 4
									272 A	Bucknell	4 3
									272 A	Bucknell	2 0
									272 A	Bucknell	11 1
									272 A	Bucknell	5 0
LAST 10 GAMES											
			272 A	Bucknell	5 0	26 A	Syracuse	0 6			
			272 A	Bucknell	11 1	262 N	Hartford	2 3			
			272 A	Bucknell	2 0	262 N	Hartford	8 0			
			272 A	Bucknell	4 3	78 N	Rutgers	0 3			
			263 N	Canisius	5 4	162 N	Iona	2 1			

Non-Div. I Games:

Colgate

Average RPI Win: 223		WON-LOST	WINNING	LAST 10	STRENGTH OF		OPP. STRENGTH	TEAM	ADJ		CONF.	ADJ CONF.	
Average RPI Loss: 178		RECORD	PCT. RANK	GAMES	SCHEDULE		OF SCHEDULE	RPI	RPI		RPI	RPI	
DIV. I ONLY		11-16-0	.40741	188	4-6-0		228	268	227	.42316	233	22	23
DIV. I NON-CONF.		9-14-0	.3913	188	2-4-0		231	280	228	.42457	235	22	22
TOTALS		RPI 1-25	RPI 26-50		W-L RECORDS		RPI 51-100		RPI 101-150		RPI 150+		
11-16-0	0-0-0	0-0-0		OVERALL		0-2-0		1-3-0		10-11-0			
2-5-0	0-0-0	0-0-0		HOME		0-0-0		0-0-0		2-5-0			
2-5-0	0-0-0	0-0-0		AWAY		0-2-0		0-1-0		2-2-0			
7-6-0	0-0-0	0-0-0		NEUTRAL		0-0-0		1-2-0		6-4-0			
9-14-0	0-0-0	0-0-0		NON-CONFERENCE		0-2-0		1-3-0		8-9-0			
2-5-0	0-0-0	0-0-0		HOME		0-0-0		0-0-0		2-5-0			
2-5-0	0-0-0	0-0-		AWAY		0-2-0		0-1-0		2-2-0			
5-4-0	0-0-0	0-0-0		NEUTRAL		0-0-0		1-2-0		4-2-0			
2-2-0	0-0-0	0-0-0		CONFERENCE		0-0-0		0-0-0		2-2-0			
0-0-0	0-0-0	0-0-0		HOME		0-0-0		0-0-0		0-0-0			
0-0-0	0-0-0	0-0-0		AWAY		0-0-0		0-0-0		0-0-0			
2-2-0	0-0-0	0-0-0		NEUTRAL		0-0-0		0-0-0		2-2-0			
RPI	S	Opponent	Score	RPI	S	Opponent	Score	RPI	S	Opponent	Score		

Non-Div. I Games: Houston-Victoria 6 7 Houston-Victoria 7 8

Houston Baptist

Average RPI Win: 210		WON-LOST	WINNING	LAST 10	STRENGTH OF		OPP. STRENGTH	TEAM	ADJ	CONF.	ADJ CONF.
Average RPI Loss: 170		RECORD	PCT. RANK	GAMES	SCHEDULE		OF SCHEDULE	RPI	RPI	RPI	RPI
DIV. I ONLY		10-15-0	.4	193	6-4-0		253	230	235	.42103	234
DIV. I NON-CONF.		8-13-0	.38095	195	4-2-0		264	250	247	.41324	248
TOTALS		RPI 1-25	RPI 26-50		W-L RECORDS		RPI 51-100		RPI 101-150		RPI 150+
10-15-0	0-0-0	0-0-0		OVERALL		0-1-0		2-6-0		8-8-0	
2-1-0	0-0-0	0-0-0		HOME		0-0-0		0-0-0		2-1-0	
3-4-0	0-0-0	0-0-0		AWAY		0-0-0		1-2-0		2-2-0	
5-10-0	0-0-0	0-0-0		NEUTRAL		0-1-0		1-4-0		4-5-0	
8-13-0	0-0-0	0-0-0		NON-CONFERENCE		0-1-0		1-5-0		7-7-0	
1-0-0	0-0-0	0-0-0		HOME		0-0-0		0-0-0		1-0-0	
2-3-0	0-0-0	0-0-0		AWAY		0-0-0		0-1-0		2-2-0	
5-10-0	0-0-0	0-0-0		NEUTRAL		0-1-0		1-4-0		4-5-0	
2-2-0	0-0-0	0-0-0		CONFERENCE		0-0-0		1-1-0		1-1-0	
1-1-0	0-0-0	0-0-0		HOME		0-0-0		0-0-0		1-1-0	
1-1-0	0-0-0	0-0-0		AWAY		0-0-0		1-1-0		0-0-0	
0-0-0	0-0-0	0-0-0		NEUTRAL		0-0-0		0-0-0		0-0-0	
RPI S	Opponent	Score	RPI S	Opponent	Score	RPI S	Opponent	Score	RPI S	Opponent	Score
						67 N	Georgia St.	0 4	102 A	Maryland	7 17
									111 N	Kent St.	3 5
									111 N	Kent St.	0 8
									126 A	Saint Louis	2 4
									126 A	Saint Louis	8 3
									143 N	Central Ark.	6 5
									143 N	Central Ark.	2 10
									146 N	Robert Morris	4 8
									176 N	Western Caro.	0 5
									177 N	Elon	10 2
									194 N	Furman	3 7
									197 N	Saint Francis (PA)	2 1
									200 H	Dayton	1 6
									200 H	Dayton	4 2
									210 A	Southern Miss.	4 5
									210 A	Southern Miss.	0 12
									236 N	Siena	8 0
									237 A	UMBC	9 1
									242 N	Morehead St.	11 15
									251 N	Princeton	4 9
									251 N	Princeton	7 4
									255 N	Mt. St. Mary's	0 8
									262 H	Hartford	6 5
									274 A	Holy Cross	11 1
LAST 10 GAMES											
						200 H	Dayton	4 2	146 N	Robert Morris	4 8
						200 H	Dayton	1 6	237 A	UMBC	9 1
						274 A	Holy Cross	11 1	197 N	Saint Francis (PA)	2 1
						126 A	Saint Louis	2 4	255 N	Mt. St. Mary's	0 8
						126 A	Saint Louis	8 3	236 N	Siena	8 0

Non-Div. I Games:

Rhode Island

Average RPI Win: 230		WON-LOST	WINNING		LAST 10	STRENGTH OF		OPP. STRENGTH	TEAM	ADJ	CONF.	ADJ CONF.	
Average RPI Loss: 147		RECORD	PCT.	RANK	GAMES	SCHEDULE		OF SCHEDULE	RPI	RPI	RPI	RPI	
DIV. I ONLY		4-16-0	.2	271	2-8-0	94		261	238	.42094	235	28	28
DIV. I NON-CONF.		4-16-0	.2	261	2-8-0	95		275	241	.42094	237	28	28
TOTALS		RPI 1-25	RPI 26-50		W-L RECORDS		RPI 51-100		RPI 101-150		RPI 150+		
4-16-0	0-0-0	0-1-0		OVERALL		0-3-0		0-5-0		4-7-0			
0-0-0	0-0-0	0-0-0		HOME		0-0-0		0-0-0		0-0-0			
2-5-0	0-0-0	0-0-0		AWAY		0-2-0		0-0-0		2-3-0			
2-11-0	0-0-0	0-1-0		NEUTRAL		0-1-0		0-5-0		2-4-0			
4-16-0	0-0-0	0-1-0		NON-CONFERENCE		0-3-0		0-5-0		4-7-0			
0-0-0	0-0-0	0-0-0		HOME		0-0-0		0-0-0		0-0-0			
2-5-0	0-0-0	0-0-		AWAY		0-2-0		0-0-0		2-3-0			
2-11-0	0-0-0	0-1-0		NEUTRAL		0-1-0		0-5-0		2-4-0			
0-0-0	0-0-0	0-0-0		CONFERENCE		0-0-0		0-0-0		0-0-0			
0-0-0	0-0-0	0-0-0		HOME		0-0-0		0-0-0		0-0-0			
0-0-0	0-0-0	0-0-0		AWAY		0-0-0		0-0-0		0-0-0			
0-0-0	0-0-0	0-0-0		NEUTRAL		0-0-0		0-0-0		0-0-0			
RPI	S	Opponent	Score	RPI	S	Opponent	Score	RPI	S	Opponent	Score		
				46	N	Purdue	6 14	77	A	Miami (OH)	0 10		
								89	A	Chattanooga	3 5		
								94	N	Ball St.	0 14		
										113	N Valparaiso	1 9	
										114	N UT Martin	3 6	
										115	N Fairleigh Dickinson	5 7	
										148	N Eastern Mich.	0 5	
										148	N Eastern Mich.	4 5	
										151	A Youngstown St.	1 5	
										151	A Youngstown St.	1 10	
										167	N Seton Hall	8 4	
										200	N Dayton	0 9	
										204	N East Tenn. St.	0 1	
										207	N James Madison	0 14	
										237	A UMBC	0 1	
										237	A UMBC	3 2	
										251	N Princeton	4 3	
										255	N Mt. St. Mary's	2 6	
										266	A Coppin St.	6 1	
LAST 10 GAMES													
151	A	Youngstown St.	1 10	77	A	Miami (OH)	0 10						
151	A	Youngstown St.	1 5	148	N	Eastern Mich.	4 5						
94	N	Ball St.	0 14	237	A	UMBC	3 2						
200	N	Dayton	0 9	255	N	Mt. St. Mary's	2 6						
148	N	Eastern Mich.	0 5	266	A	Coppin St.	6 1						

Non-Div. I Games:

Niagara

Average RPI Win:	239	WON-LOST RECORD	WINNING PCT. RANK	LAST 10 GAMES	STRENGTH OF SCHEDULE	OPP. STRENGTH OF SCHEDULE	TEAM RPI	ADJ RPI	CONF. RPI	ADJ CONF. RPI		
DIV. I ONLY		6-15-0	.28571	244	0-10-0	148	274	236	.41983	236	28	28
DIV. I NON-CONF.		6-15-0	.28571	233	0-10-0	157	285	238	.41983	242	28	28
TOTALS	RPI 1-25		RPI 26-50		W-L RECORDS		RPI 51-100		RPI 101-150		RPI 150+	
6-15-0	0-0-0		0-0-0		OVERALL		0-3-0		0-2-0		6-10-0	
0-1-0	0-0-0		0-0-0		HOME		0-0-0		0-0-0		0-1-0	
3-7-0	0-0-0		0-0-0		AWAY		0-2-0		0-0-0		3-5-0	
3-7-0	0-0-0		0-0-0		NEUTRAL		0-1-0		0-2-0		3-4-0	
6-15-0	0-0-0		0-0-0		NON-CONFERENCE		0-3-0		0-2-0		6-10-0	
0-1-0	0-0-0		0-0-0		HOME		0-0-0		0-0-0		0-1-0	
3-7-0	0-0-0		0-0-		AWAY		0-2-0		0-0-0		3-5-0	
3-7-0	0-0-0		0-0-0		NEUTRAL		0-1-0		0-2-0		3-4-0	
0-0-0	0-0-0		0-0-0		CONFERENCE		0-0-0		0-0-0		0-0-0	
0-0-0	0-0-0		0-0-0		HOME		0-0-0		0-0-0		0-0-0	
0-0-0	0-0-0		0-0-0		AWAY		0-0-0		0-0-0		0-0-0	
0-0-0	0-0-0		0-0-0		NEUTRAL		0-0-0		0-0-0		0-0-0	
RPI	S	Opponent	Score	RPI	S	Opponent	Score	RPI	S	Opponent	Score	
						80 N Stony Brook	2 5	146 N Robert Morris			1 2	
						93 A Albany (NY)	2 10	146 N Robert Morris			1 3	
						93 A Albany (NY)	5 7	155 A Binghamton			4 5	
								155 A Binghamton			6 9	
								167 A Seton Hall			0 7	
								167 A Seton Hall			2 3	
								167 N Seton Hall			0 4	
								184 N Army			8 2	
								197 N Saint Francis (PA)			9 3	
								223 N Sacred Heart			2 7	
								234 N Rhode Island			0 8	
								237 A UMBC			2 3	
								237 N UMBC			2 5	
								249 H George Washington			0 1	
								255 N Mt. St. Mary's			8 5	
								266 A Coppin St.			9 4	
								266 A Coppin St.			5 3	
								266 A Coppin St.			13 2	
LAST 10 GAMES												
						167 A Seton Hall	0 7	155 A Binghamton			6 9	
						167 A Seton Hall	2 3	146 N Robert Morris			1 3	
						93 A Albany (NY)	2 10	234 N Rhode Island			0 8	
						93 A Albany (NY)	5 7	223 N Sacred Heart			2 7	
						155 A Binghamton	4 5	237 A UMBC			2 3	

Non-Div. I Games:

Siena

UMBC		WON-LOST		WINNING		LAST 10		STRENGTH OF		OPP. STRENGTH		TEAM		ADJ		CONF.		ADJ CONF.	
Average RPI Win: 240		RECORD		PCT. RANK		GAMES		SCHEDULE		OF SCHEDULE		RPI		RPI		RPI		RPI	
DIV. I ONLY		17-15-0		.53125 114		7-3-0		280		251		229		.41957 237		16		16	
DIV. I NON-CONF.		16-13-0		.55172 103		6-1-0		288		262		248		.40608 252		17		18	
TOTALS		RPI 1-25		RPI 26-50		W-L RECORDS		RPI 51-100		RPI 101-150		RPI 150+							
17-15-0		0-0-0		0-0-0		OVERALL		1-4-0		0-1-0		16-10-0							
12-10-0		0-0-0		0-0-0		HOME		1-2-0		0-1-0		11-7-0							
3-3-0		0-0-0		0-0-0		AWAY		0-2-0		0-0-0		3-1-0							
2-2-0		0-0-0		0-0-0		NEUTRAL		0-0-0		0-0-0		2-2-0							
16-13-0		0-0-0		0-0-0		NON-CONFERENCE		0-2-0		0-1-0		16-10-0							
11-8-0		0-0-0		0-0-0		HOME		0-0-0		0-1-0		11-7-0							
3-3-0		0-0-0		0-0-		AWAY		0-2-0		0-0-0		3-1-0							
2-2-0		0-0-0		0-0-0		NEUTRAL		0-0-0		0-0-0		2-2-0							
1-2-0		0-0-0		0-0-0		CONFERENCE		1-2-0		0-0-0		0-0-0							
1-2-0		0-0-0		0-0-0		HOME		1-2-0		0-0-0		0-0-0							
0-0-0		0-0-0		0-0-0		AWAY		0-0-0		0-0-0		0-0-0							
0-0-0		0-0-0		0-0-0		NEUTRAL		0-0-0		0-0-0		0-0-0							
RPI S	Opponent	Score		RPI S	Opponent	Score		RPI S	Opponent	Score		RPI S	Opponent	Score					
								93 H	Albany (NY)	1	6	122 H	Charleston So.	0	4				
								93 H	Albany (NY)	4	5	162 H	Iona	4	10				
								93 H	Albany (NY)	4	3	165 N	St. John's (NY)	0	7				
								95 A	Longwood	0	9	167 H	Seton Hall	2	5				
								95 A	Longwood	8	9	167 N	Seton Hall	2	1				
												197 H	Saint Francis (PA)	1	7				
												199 N	Wright St.	0	8				
												213 A	Towson	6	0				
												223 H	Sacred Heart	9	2				
												234 H	Rhode Island	1	9				
												235 H	Niagara	1	0				
												235 H	Niagara	2	3				
												236 H	Siena	3	2				
												236 N	Siena	5	2				
												249 H	George Washington	7	4				
												251 H	Princeton	7	2				
												255 H	Mt. St. Mary's	0	11				
												261 A	Hampton	5	6				
												261 A	Hampton	14	9				
												263 H	Canisius	6	4				
												267 H	Brown	7	1				
												271 A	George Mason	4	2				
												278 H	Howard	12	5				
												280 H	Saint Peter's	4	3				
												280 H	Saint Peter's	10	3				
												280 H	Saint Peter's	7	2				
												280 H	Saint Peter's	3	8				

Non-Div. I Games:

UMBC

Average RPI Win:	241	WON-LOST RECORD	WINNING PCT. RANK	LAST 10 GAMES	STRENGTH OF SCHEDULE	OPP. STRENGTH OF SCHEDULE	TEAM RPI	ADJ RPI	CONF. RPI	ADJ CONF. RPI				
Average RPI Loss:	171													
DIV. I ONLY	13-14-0	.48148	146	3-5-0	272	252	233	.41926	238	22	23			
DIV. I NON-CONF.	11-9-0	.55	104	1-1-0	260	281	200	.44898	216	22	22			
<hr/>														
TOTALS	RPI 1-25	RPI 26-50		W-L RECORDS	RPI 51-100		RPI 101-150		RPI 150+					
13-14-0	0-0-0	0-0-0		OVERALL	0-2-0		1-3-0		12-9-0					
0-0-0	0-0-0	0-0-0		HOME	0-0-0		0-0-0		0-0-0					
1-3-0	0-0-0	0-0-0		AWAY	0-1-0		0-1-0		1-1-0					
12-11-0	0-0-0	0-0-0		NEUTRAL	0-1-0		1-2-0		11-8-0					
<hr/>														
11-9-0	0-0-0	0-0-0		NON-CONFERENCE	0-2-0		1-3-0		10-4-0					
0-0-0	0-0-0	0-0-0		HOME	0-0-0		0-0-0		0-0-0					
1-3-0	0-0-0	0-0-		AWAY	0-1-0		0-1-0		1-1-0					
10-6-0	0-0-0	0-0-0		NEUTRAL	0-1-0		1-2-0		9-3-0					
<hr/>														
2-5-0	0-0-0	0-0-0		CONFERENCE	0-0-0		0-0-0		2-5-0					
0-0-0	0-0-0	0-0-0		HOME	0-0-0		0-0-0		0-0-0					
0-0-0	0-0-0	0-0-0		AWAY	0-0-0		0-0-0		0-0-0					
2-5-0	0-0-0	0-0-0		NEUTRAL	0-0-0		0-0-0		2-5-0					
<hr/>														
RPI S	Opponent	Score	RPI S	Opponent	Score	RPI S	Opponent	Score	RPI S	Opponent	Score			
						59 A	Nebraska	1 2	105 A	Coastal Caro.	0 5			
						99 N	UNI	2 3	113 N	Valparaiso	0 6			
						123 N	Utah Valley	3 0						
						123 N	Utah Valley	0 1						
						179 N	North Dakota	4 6						
						179 N	North Dakota	4 6						
						179 N	North Dakota	1 2						
						179 N	North Dakota	0 3						
						179 N	North Dakota	0 3						
						184 N	Army	3 1						
						221 N	Dartmouth	5 0						
						233 N	Houston Baptist	5 0						
						233 N	Houston Baptist	3 2						
						240 N	Rider	3 0						
						240 N	Rider	0 2						
						241 N	Green Bay	1 7						
						250 N	Cleveland St.	2 4						
						257 N	Savannah St.	3 1						
						259 N	Wagner	10 2						
						265 A	Alabama St.	0 4						
						265 A	Alabama St.	12 4						
						LAST 10 GAMES						272 N	Bucknell	2 0
						179 N	North Dakota	4 6	233 N	Houston Baptist	5 0	275 N	Columbia	2 1
						179 N	North Dakota	0 3	123 N	Utah Valley	0 1	280 N	Saint Peter's	7 1
						179 N	North Dakota	4 6	123 N	Utah Valley	3 0	285 N	Manhattan	5 0
						179 N	North Dakota	0 3	59 A	Nebraska	1 2			
233 N	Houston Baptist	3 2	272 N	Bucknell	2 0									

Non-Div. I Games: Neb.-Kearney 8 0 Neb.-Kearney 7 3 Neb. Omaha

Average RPI Win: 223		WON-LOST	WINNING	LAST 10	STRENGTH OF		OPP. STRENGTH	TEAM	ADJ	CONF.	ADJ CONF.
Average RPI Loss: 141		RECORD	PCT. RANK	GAMES	SCHEDULE		OF SCHEDULE	RPI	RPI	RPI	RPI
DIV. I ONLY		6-17-0	.26087	256	2-8-0		163	238	246	.41774	239
DIV. I NON-CONF.		4-10-0	.28571	233	0-4-0		195	199	240	.42532	233
TOTALS		RPI 1-25	RPI 26-50		W-L RECORDS		RPI 51-100		RPI 101-150		RPI 150+
6-17-0	0-0-0	0-0-0		OVERALL		0-4-0		1-5-0		5-8-0	
2-1-0	0-0-0	0-0-0		HOME		0-0-0		0-0-0		2-1-0	
0-10-0	0-0-0	0-0-0		AWAY		0-4-0		0-0-0		0-6-0	
4-6-0	0-0-0	0-0-0		NEUTRAL		0-0-0		1-5-0		3-1-0	
4-10-0	0-0-0	0-0-0		NON-CONFERENCE		0-1-0		1-5-0		3-4-0	
0-0-0	0-0-0	0-0-0		HOME		0-0-0		0-0-0		0-0-0	
0-4-0	0-0-0	0-0-		AWAY		0-1-0		0-0-0		0-3-0	
4-6-0	0-0-0	0-0-0		NEUTRAL		0-0-0		1-5-0		3-1-0	
2-7-0	0-0-0	0-0-0		CONFERENCE		0-3-0		0-0-0		2-4-0	
2-1-0	0-0-0	0-0-0		HOME		0-0-0		0-0-0		2-1-0	
0-6-0	0-0-0	0-0-0		AWAY		0-3-0		0-0-0		0-3-0	
0-0-0	0-0-0	0-0-0		NEUTRAL		0-0-0		0-0-0		0-0-0	
RPI S	Opponent	Score	RPI S	Opponent	Score	RPI S	Opponent	Score	RPI S	Opponent	Score
						59 A	Nebraska	0 8	106 N	Creighton	1 8
						86 A	IPFW	0 10	109 N	Fla. Gulf Coast	2 1
						86 A	IPFW	0 1	118 N	Central Mich.	0 2
						86 A	IPFW	0 8	125 N	Missouri St.	2 7
									135 N	Villanova	0 8
									143 N	Central Ark.	1 2
									160 A	Western Ill.	1 13
									160 A	Western Ill.	3 9
									160 A	Western Ill.	2 7
									169 A	Northern Colo.	7 8
									169 A	Northern Colo.	1 2
									169 A	Northern Colo.	2 3
									194 N	Wichita St.	1 4
									230 N	Toledo	7 3
									230 N	Toledo	4 3
									230 N	Toledo	9 7
									268 H	South Dakota	8 4
									268 H	South Dakota	1 0
									268 H	South Dakota	2 3
LAST 10 GAMES											
						268 H	South Dakota	2 3	169 A	Northern Colo.	7 8
						268 H	South Dakota	1 0	169 A	Northern Colo.	2 3
						268 H	South Dakota	8 4	160 A	Western Ill.	1 13
						59 A	Nebraska	0 8	160 A	Western Ill.	2 7
						169 A	Northern Colo.	1 2	160 A	Western Ill.	3 9

Non-Div. I Games:

South Dakota St.

Average RPI Win: 227		WON-LOST RECORD	WINNING PCT. RANK	LAST 10 GAMES	STRENGTH OF SCHEDULE	OPP. STRENGTH OF SCHEDULE	TEAM RPI	ADJ RPI		CONF. RPI	ADJ CONF. RPI				
Average RPI Loss: 194															
DIV. I ONLY		11-18-1	.38333	202	6-4-0	211	276	234	.41742	240	28	28			
DIV. I NON-CONF.		9-17-1	.35185	206	4-4-0	171	286	224	.42475	234	28	28			
<hr/>															
TOTALS		RPI 1-25		RPI 26-50		W-L RECORDS		RPI 51-100		RPI 101-150		RPI 150+			
11-18-1		0-0-0		0-0-0		OVERALL		0-2-0		1-2-1		10-14-0			
3-1-0		0-0-0		0-0-0		HOME		0-0-0		0-0-0		3-1-0			
3-4-0		0-0-0		0-0-0		AWAY		0-0-0		0-1-0		3-3-0			
5-13-1		0-0-0		0-0-0		NEUTRAL		0-2-0		1-1-1		4-10-0			
9-17-1		0-0-0		0-0-0		NON-CONFERENCE		0-2-0		1-2-1		8-13-0			
1-1-0		0-0-0		0-0-0		HOME		0-0-0		0-0-0		1-1-0			
3-4-0		0-0-0		0-0-		AWAY		0-0-0		0-1-0		3-3-0			
5-12-1		0-0-0		0-0-0		NEUTRAL		0-2-0		1-1-1		4-9-0			
2-1-0		0-0-0		0-0-0		CONFERENCE		0-0-0		0-0-0		2-1-0			
2-0-0		0-0-0		0-0-0		HOME		0-0-0		0-0-0		2-0-0			
0-0-0		0-0-0		0-0-0		AWAY		0-0-0		0-0-0		0-0-0			
0-1-0		0-0-0		0-0-0		NEUTRAL		0-0-0		0-0-0		0-1-0			
RPI	S	Opponent	Score	RPI	S	Opponent	Score	RPI	S	Opponent	Score				
						61	N Utah	2	9	115	N Fairleigh Dickinson	5 2			
						61	N Utah	2	14	123	N Utah Valley	2 2			
										135	N Villanova	1 5			
										147	A Penn	1 9			
										151	N Youngstown St.	1 2			
										168	N Marist	4 7			
										170	A Saint Joseph's	0 1			
										170	A Saint Joseph's	4 2			
										184	N Army	5 3			
										184	N Army	2 1			
										198	A UNC Greensboro	1 9			
										209	N Cornell	0 2			
										223	N Akron	3 7			
										226	H Drexel	2 0			
										226	H Drexel	5 10			
										226	N Drexel	0 7			
										226	N Drexel	0 12			
										238	N Neb. Omaha	0 3			
										238	N Neb. Omaha	2 0			
										241	N Green Bay	3 8			
										250	N Cleveland St.	2 8			
										259	N Wagner	3 1			
										271	A George Mason	5 0			
										275	A Columbia	3 0			
										275	A Columbia	0 3			
										278	N Howard	0 1			
										285	H Manhattan	6 4			
				LAST 10 GAMES											
				285	H	Manhattan	6 4	147	A	Penn	1 9	271	A	George Mason	5 0
				285	H	Manhattan	4 0	135	N	Villanova	1 5	275	A	Columbia	3 0
				275	A	Columbia	0 3	184	N	Army	2 1	275	A	Columbia	0 3
				275	A	Columbia	3 0	170	A	Saint Joseph's	4 2	278	N	Howard	0 1
				184	N	Army	5 3	170	A	Saint Joseph's	0 1	285	H	Manhattan	6 4

Non-Div. I Games:

Rider

RPI	S	Opponent	Score
285	H	Manhattan	4 0

Rider

Average RPI Win:	255	WON-LOST	WINNING	LAST 10	STRENGTH OF	OPP. STRENGTH	TEAM	ADJ	CONF.	ADJ CONF.		
Average RPI Loss:	140	RECORD	PCT. RANK	GAMES	SCHEDULE	OF SCHEDULE	RPI	RPI	RPI	RPI		
DIV. I ONLY	10-12-0	.45455	158	6-4-0	271	253	239	.41703	241	26	25	
DIV. I NON-CONF.	10-9-0	.52632	120	6-1-0	286	260	242	.41669	245	26	26	
<hr/>												
TOTALS	RPI 1-25	RPI 26-50		W-L RECORDS		RPI 51-100		RPI 101-150		RPI 150+		
10-12-0	0-0-0	0-0-0		OVERALL		0-3-0		0-6-0		10-3-0		
0-0-0	0-0-0	0-0-0		HOME		0-0-0		0-0-0		0-0-0		
0-4-0	0-0-0	0-0-0		AWAY		0-0-0		0-4-0		0-0-0		
10-8-0	0-0-0	0-0-0		NEUTRAL		0-3-0		0-2-0		10-3-0		
<hr/>												
10-9-0	0-0-0	0-0-0		NON-CONFERENCE		0-3-0		0-3-0		10-3-0		
0-0-0	0-0-0	0-0-0		HOME		0-0-0		0-0-0		0-0-0		
0-1-0	0-0-0	0-0-		AWAY		0-0-0		0-1-0		0-0-0		
10-8-0	0-0-0	0-0-0		NEUTRAL		0-3-0		0-2-0		10-3-0		
<hr/>												
0-3-0	0-0-0	0-0-0		CONFERENCE		0-0-0		0-3-0		0-0-0		
0-0-0	0-0-0	0-0-0		HOME		0-0-0		0-0-0		0-0-0		
0-3-0	0-0-0	0-0-0		AWAY		0-0-0		0-3-0		0-0-0		
0-0-0	0-0-0	0-0-0		NEUTRAL		0-0-0		0-0-0		0-0-0		
<hr/>												
RPI	S	Opponent	Score	RPI	S	Opponent	Score	RPI	S	Opponent	Score	
				78 N Rutgers				3	4	110 N Fordham	0	3
				87 N Western Mich.				0	9	113 A Valparaiso	0	17
				99 N UNI				1	9	113 A Valparaiso	3	4
										113 A Valparaiso	0	8
										119 A Iowa St.	2	3
										120 N Temple	0	3
										154 N Fairfield	6	0
										190 N Drake	2	8
										238 N Neb. Omaha	7	1
										240 N Rider	8	3
										256 N Bryant	6	2
										259 N Wagner	3	2
										263 N Canisius	5	7
										275 N Columbia	4	1
										278 N Howard	2	3
						280 N Saint Peter's	8	3				
						280 N Saint Peter's	14	7				
						281 N Lafayette	5	0				
						285 N Manhattan	9	0				
<hr/>												
				LAST 10 GAMES								
113 A Valparaiso				3	4	240 N Rider		8	3			
113 A Valparaiso				0	17	275 N Columbia		4	1			
113 A Valparaiso				0	8	259 N Wagner		3	2			
280 N Saint Peter's				14	7	278 N Howard		2	3			
281 N Lafayette				5	0	280 N Saint Peter's		8	3			

Non-Div. I Games:

Green Bay

[illegible]

Non-Div. I Games:

Morehead St.

Average RPI Win:	206	WON-LOST RECORD	WINNING PCT. RANK	LAST 10 GAMES	STRENGTH OF SCHEDULE	OPP. STRENGTH OF SCHEDULE	TEAM RPI	ADJ RPI	CONF. RPI	ADJ CONF. RPI			
DIV. I ONLY		10-22-0	.3125	230	3-7-0	204	242	243	.41532	243	21	22	
DIV. I NON-CONF.		8-15-0	.34783	207	2-4-0	230	248	235	.42682	230	23	23	
<hr/>													
TOTALS	RPI 1-25	RPI 26-50		W-L RECORDS		RPI 51-100		RPI 101-150		RPI 150+			
10-22-0	0-0-0	0-0-0		OVERALL		0-6-0		1-2-0		9-14-0			
3-7-0	0-0-0	0-0-0		HOME		0-3-0		0-0-0		3-4-0			
3-8-0	0-0-0	0-0-0		AWAY		0-2-0		1-2-0		2-4-0			
4-7-0	0-0-0	0-0-0		NEUTRAL		0-1-0		0-0-0		4-6-0			
8-15-0	0-0-0	0-0-0		NON-CONFERENCE		0-3-0		1-2-0		7-10-0			
2-2-0	0-0-0	0-0-0		HOME		0-0-0		0-0-0		2-2-0			
2-6-0	0-0-0	0-0-		AWAY		0-2-0		1-2-0		1-2-0			
4-7-0	0-0-0	0-0-0		NEUTRAL		0-1-0		0-0-0		4-6-0			
2-7-0	0-0-0	0-0-0		CONFERENCE		0-3-0		0-0-0		2-4-0			
1-5-0	0-0-0	0-0-0		HOME		0-3-0		0-0-0		1-2-0			
1-2-0	0-0-0	0-0-0		AWAY		0-0-0		0-0-0		1-2-0			
0-0-0	0-0-0	0-0-0		NEUTRAL		0-0-0		0-0-0		0-0-0			
RPI	S	Opponent	Score	RPI	S	Opponent	Score	RPI	S	Opponent	Score		
						62 A	Arkansas	1	3	113 A	Valparaiso	1	8
						65 H	North Dakota St.	3	4	113 A	Valparaiso	1	7
						65 H	North Dakota St.	0	6	130 A	La.-Monroe	11	3
						65 H	North Dakota St.	0	11	160 H	Western Ill.	8	6
						67 A	Georgia St.	0	1	160 H	Western Ill.	2	3
						89 N	Chattanooga	5	13	160 H	Western Ill.	1	4
										173 N	SIU Edwardsville	7	1
										178 N	Mississippi Val.	1	2
										181 N	Butler	1	5
										186 N	Eastern Ill.	0	3
										190 N	Drake	0	3
										190 N	Drake	2	0
										191 N	Louisiana Tech	1	2
										210 A	Southern Miss.	2	4
										214 N	Northwestern St.	1	4
										215 A	Ill.-Chicago	0	2
										215 A	Ill.-Chicago	1	0
										222 H	Indiana St.	2	6
										222 H	Indiana St.	2	1
										225 N	Southeast Mo. St.	5	0
										231 N	Nicholls St.	5	0
										242 H	Morehead St.	8	9
										242 H	Morehead St.	4	1
										268 A	South Dakota	4	5
										268 A	South Dakota	0	2
										268 A	South Dakota	8	1
										65 H	North Dakota St.	3	4
LAST 10 GAMES													
						215 A	Ill.-Chicago	1	0	268 A	South Dakota	4	5
						215 A	Ill.-Chicago	0	2	268 A	South Dakota	0	2
						222 H	Indiana St.	2	6	113 A	Valparaiso	1	8
						222 H	Indiana St.	2	1	113 A	Valparaiso	1	7
						268 A	South Dakota	8	1	65 H	North Dakota St.	3	4

Non-Div. I Games:

IUPUI

Average RPI Win:	201	WON-LOST	WINNING	LAST 10	STRENGTH OF	OPP. STRENGTH	TEAM	ADJ	CONF.	ADJ CONF.	
Average RPI Loss:	167	RECORD	PCT. RANK	GAMES	SCHEDULE	OF SCHEDULE	RPI	RPI	RPI	RPI	
DIV. I ONLY	10-20-0	.33333	221	2-8-0	223	247	245	.41526	244	15	15
DIV. I NON-CONF.	8-15-0	.34783	207	0-3-0	277	263	259	.39335	258	16	16
<hr/>											
TOTALS	RPI 1-25	RPI 26-50		W-L RECORDS		RPI 51-100		RPI 101-150		RPI 150+	
10-20-0	0-1-0	0-0-0		OVERALL		1-2-0		2-4-0		7-13-0	
3-5-0	0-0-0	0-0-0		HOME		0-0-0		0-3-0		3-2-0	
5-8-0	0-1-0	0-0-0		AWAY		1-2-0		2-1-0		2-4-0	
2-7-0	0-0-0	0-0-0		NEUTRAL		0-0-0		0-0-0		2-7-0	
<hr/>											
8-15-0	0-1-0	0-0-0		NON-CONFERENCE		1-2-0		0-0-0		7-12-0	
3-1-0	0-0-0	0-0-0		HOME		0-0-0		0-0-0		3-1-0	
3-7-0	0-1-0	0-0-		AWAY		1-2-0		0-0-0		2-4-0	
2-7-0	0-0-0	0-0-0		NEUTRAL		0-0-0		0-0-0		2-7-0	
<hr/>											
2-5-0	0-0-0	0-0-0		CONFERENCE		0-0-0		2-4-0		0-1-0	
0-4-0	0-0-0	0-0-0		HOME		0-0-0		0-3-0		0-1-0	
2-1-0	0-0-0	0-0-0		AWAY		0-0-0		2-1-0		0-0-0	
0-0-0	0-0-0	0-0-0		NEUTRAL		0-0-0		0-0-0		0-0-0	
<hr/>											
RPI S	Opponent	Score		RPI S	Opponent	Score		RPI S	Opponent	Score	
24 A	Auburn	0 8				69 A	South Carolina 1 8	105 H	Coastal Caro.	2	11
						96 A	Mercer 9 0	105 H	Coastal Caro.	0	5
						96 A	Mercer 0 12	105 H	Coastal Caro.	2	8
								122 A	Charleston So.	2	1
								122 A	Charleston So.	2	3
								122 A	Charleston So.	6	1
								166 A	Charlotte	9	4
								177 A	Elon	0	2
								177 N	Elon	5	11
								177 N	Elon	1	2
								191 N	Louisiana Tech	7	2
								194 A	Furman	1	3
								194 A	Furman	3	4
								194 H	Gardner-Webb	4	6
								204 A	East Tenn. St.	5	4
								204 A	East Tenn. St.	4	5
								207 N	James Madison	0	4
								208 N	Appalachian St.	5	6
								226 N	Drexel	5	6
								247 N	Delaware	1	2
								249 N	George Washington	0	5
								269 H	UNC Wilmington	3	2
								269 H	UNC Wilmington	0	6
								272 N	Bucknell	8	3
								282 H	N.C. Central	5	2
								282 H	N.C. Central	4	0
<hr/>											
LAST 10 GAMES											
122 A Charleston So.				2	3	105 H Coastal Caro.				2	8
122 A Charleston So.				6	1	105 H Coastal Caro.				0	5
122 A Charleston So.				2	1	194 A Furman				3	4
194 H Gardner-Webb				4	6	194 A Furman				1	3
105 H Coastal Caro.				2	11	204 A East Tenn. St.				4	5

Non-Div. I Games:

Presbyterian

Average RPI Win: 211		WON-LOST	WINNING	LAST 10	STRENGTH OF		OPP. STRENGTH	TEAM	ADJ	CONF.	ADJ CONF.
Average RPI Loss: 106		RECORD	PCT. RANK	GAMES	SCHEDULE		OF SCHEDULE	RPI	RPI	RPI	RPI
DIV. I ONLY		4-24-0	.14286	280	1-9-0		135	120	252	.41301	245
DIV. I NON-CONF.		3-19-0	.13636	275	0-5-0		60	98	222	.43696	222
TOTALS		RPI 1-25	RPI 26-50		W-L RECORDS		RPI 51-100		RPI 101-150		RPI 150+
4-24-0		0-3-0	0-3-0		OVERALL		0-7-0		0-6-0		4-5-0
1-4-0		0-0-0	0-0-0		HOME		0-1-0		0-0-0		1-3-0
0-6-0		0-0-0	0-1-0		AWAY		0-1-0		0-4-0		0-0-0
3-14-0		0-3-0	0-2-0		NEUTRAL		0-5-0		0-2-0		3-2-0
3-19-0		0-3-0	0-3-0		NON-CONFERENCE		0-7-0		0-4-0		3-2-0
0-1-0		0-0-0	0-0-0		HOME		0-1-0		0-0-0		0-0-0
0-6-0		0-0-0	0-0-		AWAY		0-1-0		0-4-0		0-0-0
3-12-0		0-3-0	0-2-0		NEUTRAL		0-5-0		0-0-0		3-2-0
1-5-0		0-0-0	0-0-0		CONFERENCE		0-0-0		0-2-0		1-3-0
1-3-0		0-0-0	0-0-0		HOME		0-0-0		0-0-0		1-3-0
0-0-0		0-0-0	0-0-0		AWAY		0-0-0		0-0-0		0-0-0
0-2-0		0-0-0	0-0-0		NEUTRAL		0-0-0		0-2-0		0-0-0
RPI S	Opponent	Score	RPI S	Opponent	Score	RPI S	Opponent	Score	RPI S	Opponent	Score
10 N	Washington	2 10	29 N	Texas Tech	4 8	57 N	Minnesota	2 10	127 A	UC Davis	0 5
11 N	Hawaii	0 14	34 N	New Mexico	8 9	59 N	Nebraska	4 12	127 A	UC Davis	2 3
25 N	Oregon St.	3 16	41 A	BYU	2 5	61 H	Utah	2 10	127 A	UC Davis	0 7
						64 N	Ohio St.	2 6	137 N	Sacramento St.	0 1
						71 N	McNeese St.	2 4	137 N	Sacramento St.	2 10
						91 A	UNLV	1 7	149 A	UC Riverside	2 3
						92 N	San Jose St.	4 10	171 N	Bradley	16 1
									188 N	Memphis	12 4
									215 N	Ill.-Chicago	2 5
									215 N	Ill.-Chicago	0 7
									218 H	Seattle	3 5
									218 H	Seattle	3 5
									218 H	Seattle	0 4
									218 H	Seattle	4 2
									268 N	South Dakota	6 4
			LAST 10 GAMES								
			218 H	Seattle	3 5	41 A	BYU	2 5			
			218 H	Seattle	4 2	57 N	Minnesota	2 10			
			218 H	Seattle	0 4	127 A	UC Davis	0 5			
			218 H	Seattle	3 5	127 A	UC Davis	2 3			
			61 H	Utah	2 10	137 N	Sacramento St.	0 1			

Non-Div. I Games:

Idaho St.

Average RPI Win:		190	WON-LOST RECORD		WINNING PCT. RANK		LAST 10 GAMES		STRENGTH OF SCHEDULE		OPP. STRENGTH OF SCHEDULE		TEAM RPI		ADJ RPI		CONF. RPI		ADJ CONF. RPI				
DIV. I ONLY			7-26-0		.21212	267		3-7-0		136		211		241		.41256		246		18		18	
DIV. I NON-CONF.			6-19-0		.24	251		2-0-0		161		221		244		.41456		247		15		15	
TOTALS		RPI 1-25		RPI 26-50				W-L RECORDS				RPI 51-100				RPI 101-150				RPI 150+			
7-26-0		0-1-0		0-6-0				OVERALL				1-3-0				0-4-0				6-12-0			
4-8-0		0-0-0		0-1-0				HOME				1-1-0				0-2-0				3-4-0			
2-7-0		0-1-0		0-3-0				AWAY				0-0-0				0-1-0				2-2-0			
1-11-0		0-0-0		0-2-0				NEUTRAL				0-2-0				0-1-0				1-6-0			
6-19-0		0-1-0		0-4-0				NON-CONFERENCE				0-2-0				0-2-0				6-10-0			
3-5-0		0-0-0		0-1-0				HOME				0-0-0				0-0-0				3-4-0			
2-3-0		0-1-0		0-0-				AWAY				0-0-0				0-1-0				2-0-0			
1-11-0		0-0-0		0-2-0				NEUTRAL				0-2-0				0-1-0				1-6-0			
1-7-0		0-0-0		0-2-0				CONFERENCE				1-1-0				0-2-0				0-2-0			
1-3-0		0-0-0		0-0-0				HOME				1-1-0				0-2-0				0-0-0			
0-4-0		0-0-0		0-2-0				AWAY				0-0-0				0-0-0				0-2-0			
0-0-0		0-0-0		0-0-0				NEUTRAL				0-0-0				0-0-0				0-0-0			
RPI	S	Opponent		Score		RPI	S	Opponent		Score		RPI	S	Opponent		Score		RPI	S	Opponent		Score	
20	A	LSU		0	7	30	H	Kansas		0	11	55	N	Southern Ill.		3	11	103	N	Indiana		1	2
						32	N	Georgia Tech		0	8	67	N	Georgia St.		0	12	143	H	Central Ark.		3	5
						44	A	South Ala.		1	16	71	H	McNeese St.		2	8	143	H	Central Ark.		0	2
						44	N	South Ala.		1	8	71	H	McNeese St.		4	0	144	A	Jacksonville St.		10	15
						45	A	Texas St.		0	10							152	H	Northern Ill.		10	2
						45	A	Texas St.		0	3							169	H	Northern Colo.		5	6
																		171	N	Bradley		3	6
																		176	N	Western Caro.		4	5
																		177	N	Elon		5	7
																		178	H	Mississippi Val.		3	0
																		182	N	Campbell		2	3
																		183	N	Eastern Ky.		1	5
																		210	H	Southern Miss.		3	2
																		223	H	Akron		3	8
																		227	A	Jackson St.		3	2
																		227	A	Jackson St.		2	0
																		231	A	Nicholls St.		0	8
																		231	A	Nicholls St.		2	10
																		242	N	Morehead St.		2	3
																		265	N	Alabama St.		12	2
																		284	H	Southern U.		4	12
																		284	H	Southern U.		6	8
LAST 10 GAMES																							
						71	H	McNeese St.		4	0	45	A	Texas St.		0	3						
						71	H	McNeese St.		2	8	143	H	Central Ark.		3	5						
						231	A	Nicholls St.		2	10	143	H	Central Ark.		0	2						
						231	A	Nicholls St.		0	8	227	A	Jackson St.		2	0						
						45	A	Texas St.		0	10	227	A	Jackson St.		3	2						

Non-Div. I Games:

Southeastern La.

Average RPI Win: 212		WON-LOST RECORD		WINNING PCT. RANK		LAST 10 GAMES		STRENGTH OF SCHEDULE		OPP. STRENGTH OF SCHEDULE		TEAM RPI		ADJ RPI		CONF. RPI		ADJ CONF. RPI	
DIV. I ONLY		6-29-1		.18056 276		2-7-0		118		196		244		.41239 247		25		26	
DIV. I NON-CONF.		4-25-1		.15 271		0-3-0		65		168		227		.42923 227		25		25	
TOTALS		RPI 1-25		RPI 26-50		W-L RECORDS		RPI 51-100		RPI 101-150		RPI 150+							
6-29-1		0-4-0		0-0-0		OVERALL		0-5-0		1-10-1		5-10-0							
2-8-1		0-0-0		0-0-0		HOME		0-1-0		0-4-1		2-3-0							
2-9-0		0-0-0		0-0-0		AWAY		0-3-0		1-2-0		1-4-0							
2-12-0		0-4-0		0-0-0		NEUTRAL		0-1-0		0-4-0		2-3-0							
4-25-1		0-4-0		0-0-0		NON-CONFERENCE		0-5-0		1-10-1		3-6-0							
1-6-1		0-0-0		0-0-0		HOME		0-1-0		0-4-1		1-1-0							
1-7-0		0-0-0		0-0-		AWAY		0-3-0		1-2-0		0-2-0							
2-12-0		0-4-0		0-0-0		NEUTRAL		0-1-0		0-4-0		2-3-0							
2-4-0		0-0-0		0-0-0		CONFERENCE		0-0-0		0-0-0		2-4-0							
1-2-0		0-0-0		0-0-0		HOME		0-0-0		0-0-0		1-2-0							
1-2-0		0-0-0		0-0-0		AWAY		0-0-0		0-0-0		1-2-0							
0-0-0		0-0-0		0-0-0		NEUTRAL		0-0-0		0-0-0		0-0-0							
RPI S	Opponent	Score		RPI S	Opponent	Score		RPI S	Opponent	Score		RPI S	Opponent	Score					
10 N	Washington	0	12					68 A	FIU	0	8	109 A	Fla. Gulf Coast	6	4				
10 N	Washington	0	5					68 A	FIU	1	14	114 N	UT Martin	1	9				
15 N	DePaul	1	5					73 A	Pacific	1	6	120 H	Temple	2	4				
15 N	DePaul	0	12					81 N	Boston College	2	3	120 H	Temple	0	8				
								87 H	Western Mich.	3	6	126 N	Saint Louis	3	4				
												129 H	Delaware St.	0	3				
												129 H	Delaware St.	5	5				
												135 A	Villanova	0	8				
												135 A	Villanova	4	5				
												135 H	Villanova	1	4				
												137 N	Sacramento St.	5	9				
												137 N	Sacramento St.	0	6				
												155 N	Binghamton	0	8				
												166 A	Charlotte	3	4				
												180 N	Monmouth	6	14				
												180 N	Monmouth	3	6				
												184 N	Army	13	2				
												213 A	Towson	0	1				
												213 A	Towson	5	4				
												213 A	Towson	3	4				
												244 N	Presbyterian	2	1				
												248 A	Norfolk St.	3	4				
												248 H	Norfolk St.	2	0				
												252 H	La Salle	1	5				
												271 H	George Mason	0	8				
												271 H	George Mason	2	4				
												271 H	George Mason	4	3				
LAST 10 GAMES				271 H	George Mason	0	8	213 A	Towson	3	4	271 H	George Mason	0	8				
				271 H	George Mason	4	3	213 A	Towson	5	4	271 H	George Mason	2	4				
				271 H	George Mason	2	4	213 A	Towson	0	1	271 H	George Mason	4	3				
				135 A	Villanova	0	8	129 H	Delaware St.	0	3	271 H	George Mason	4	3				
				135 A	Villanova	4	5	129 H	Delaware St.	5	5	271 H	George Mason	4	3				

Non-Div. I Games:

Delaware

Average RPI Win:	263	WON-LOST RECORD	WINNING PCT. RANK	LAST 10 GAMES	STRENGTH OF SCHEDULE	OPP. STRENGTH OF SCHEDULE	TEAM RPI	ADJ RPI	CONF. RPI	ADJ CONF. RPI	
DIV. I ONLY	12-15-0	.44444	168	1-0-0	265	278	242	.41026	248	30	30
DIV. I NON-CONF.	5-11-0	.3125	227	1-0-0	196	237	236	.42653	231	30	30
TOTALS	RPI 1-25	RPI 26-50	W-L RECORDS	RPI 51-100	RPI 101-150	RPI 150+					
12-15-0	0-0-0	0-0-0	OVERALL	0-1-0	0-6-0	12-8-0					
5-10-0	0-0-0	0-0-0	HOME	0-0-0	0-5-0	5-5-0					
6-3-0	0-0-0	0-0-0	AWAY	0-0-0	0-0-0	6-3-0					
1-2-0	0-0-0	0-0-0	NEUTRAL	0-1-0	0-1-0	1-0-0					
5-11-0	0-0-0	0-0-0	NON-CONFERENCE	0-1-0	0-6-0	5-4-0					
4-8-0	0-0-0	0-0-0	HOME	0-0-0	0-5-0	4-3-0					
0-1-0	0-0-0	0-0-	AWAY	0-0-0	0-0-0	0-1-0					
1-2-0	0-0-0	0-0-0	NEUTRAL	0-1-0	0-1-0	1-0-0					
7-4-0	0-0-0	0-0-0	CONFERENCE	0-0-0	0-0-0	7-4-0					
1-2-0	0-0-0	0-0-0	HOME	0-0-0	0-0-0	1-2-0					
6-2-0	0-0-0	0-0-0	AWAY	0-0-0	0-0-0	6-2-0					
0-0-0	0-0-0	0-0-0	NEUTRAL	0-0-0	0-0-0	0-0-0					
RPI	S	Opponent	Score	RPI	S	Opponent	Score	RPI	S	Opponent	Score

Non-Div. I Games:

Norfolk St.

Average RPI Win: 231		WON-LOST RECORD		WINNING PCT. RANK		LAST 10 GAMES		STRENGTH OF SCHEDULE		OPP. STRENGTH OF SCHEDULE		TEAM RPI		ADJ RPI		CONF. RPI		ADJ CONF. RPI	
DIV. I ONLY		9-23-0		.28125 248		2-8-0		201		233		249		.4095 249		19		19	
DIV. I NON-CONF.		9-18-0		.33333 213		2-4-0		219		251		237		.42084 238		20		20	
TOTALS		RPI 1-25		RPI 26-50		W-L RECORDS		RPI 51-100		RPI 101-150		RPI 150+							
9-23-0		0-1-0		0-0-0		OVERALL		0-4-0		1-5-0		8-13-0							
6-8-0		0-0-0		0-0-0		HOME		0-0-0		1-2-0		5-6-0							
2-5-0		0-1-0		0-0-0		AWAY		0-1-0		0-1-0		2-2-0							
1-10-0		0-0-0		0-0-0		NEUTRAL		0-3-0		0-2-0		1-5-0							
9-18-0		0-1-0		0-0-0		NON-CONFERENCE		0-4-0		1-2-0		8-11-0							
6-4-0		0-0-0		0-0-0		HOME		0-0-0		1-0-0		5-4-0							
2-5-0		0-1-0		0-0-		AWAY		0-1-0		0-1-0		2-2-0							
1-9-0		0-0-0		0-0-0		NEUTRAL		0-3-0		0-1-0		1-5-0							
0-5-0		0-0-0		0-0-0		CONFERENCE		0-0-0		0-3-0		0-2-0							
0-4-0		0-0-0		0-0-0		HOME		0-0-0		0-2-0		0-2-0							
0-0-0		0-0-0		0-0-0		AWAY		0-0-0		0-0-0		0-0-0							
0-1-0		0-0-0		0-0-0		NEUTRAL		0-0-0		0-1-0		0-0-0							
RPI	S	Opponent		Score		RPI	S	Opponent		Score		RPI	S	Opponent		Score			
24	A	Auburn		0 3								105	A	Coastal Caro.		4 7			
								54 N Pittsburgh		7 9		107	N	Marshall		2 4			
								60 N Ga. Southern		1 11		110	H	Fordham		1 5			
								69 A South Carolina		2 4		110	H	Fordham		1 2			
												110	N	Fordham		0 4			
												146	H	Robert Morris		2 1			
												166	H	Charlotte		3 4			
												166	H	Charlotte		2 4			
												177	N	Elon		1 4			
												184	H	Army		4 5			
												191	N	Louisiana Tech		2 4			
												202	H	Georgetown		0 1			
												205	H	Buffalo		5 6			
												207	A	James Madison		4 2			
												207	A	James Madison		4 5			
												208	N	Appalachian St.		2 8			
												213	H	Towson		6 5			
												226	H	Drexel		0 3			
												236	A	Siena		1 0			
												237	A	UMBC		4 7			
												244	N	Presbyterian		5 0			
												253	N	Evansville		6 11			
												255	H	Mt. St. Mary's		3 0			
												255	H	Mt. St. Mary's		5 4			
												261	H	Hampton		3 2			
												261	H	Hampton		5 0			
												261	H	Hampton		5 0			
												271	N	George Mason		4 5			
LAST 10 GAMES																			

Non-Div. I Games:

George Washington

Average RPI Win: 220		WON-LOST RECORD		WINNING PCT. RANK		LAST 10 GAMES		STRENGTH OF SCHEDULE		OPP. STRENGTH OF SCHEDULE		TEAM RPI		ADJ RPI		CONF. RPI		ADJ CONF. RPI					
DIV. I ONLY		9-26-0		.25714 257		3-7-0		160		250		247		.40946 250		26		25					
DIV. I NON-CONF.		7-21-0		.25 242		1-2-0		206		220		251		.40168 255		26		26					
TOTALS		RPI 1-25		RPI 26-50		W-L RECORDS		RPI 51-100		RPI 101-150		RPI 150+											
9-26-0		0-1-0		0-1-0		OVERALL		1-4-0		0-9-0		8-11-0											
0-0-0		0-0-0		0-0-0		HOME		0-0-0		0-0-0		0-0-0											
2-9-0		0-1-0		0-0-0		AWAY		0-1-0		0-2-0		2-5-0											
7-17-0		0-0-0		0-1-0		NEUTRAL		1-3-0		0-7-0		6-6-0											
7-21-0		0-1-0		0-1-0		NON-CONFERENCE		1-4-0		0-9-0		6-6-0											
0-0-0		0-0-0		0-0-0		HOME		0-0-0		0-0-0		0-0-0											
0-4-0		0-1-0		0-0-		AWAY		0-1-0		0-2-0		0-0-0											
7-17-0		0-0-0		0-1-0		NEUTRAL		1-3-0		0-7-0		6-6-0											
2-5-0		0-0-0		0-0-0		CONFERENCE		0-0-0		0-0-0		2-5-0											
0-0-0		0-0-0		0-0-0		HOME		0-0-0		0-0-0		0-0-0											
2-5-0		0-0-0		0-0-0		AWAY		0-0-0		0-0-0		2-5-0											
0-0-0		0-0-0		0-0-0		NEUTRAL		0-0-0		0-0-0		0-0-0											
RPI	S	Opponent		Score		RPI	S	Opponent		Score		RPI	S	Opponent		Score		RPI	S	Opponent		Score	
14	A	Georgia		2	4	33	N	Troy		5	6	57	N	Minnesota		5	9	114	N	UT Martin		1	4
												69	A	South Carolina		4	7	115	N	Fairleigh Dickinson		3	6
												78	N	Rutgers		5	3	118	N	Central Mich.		1	6
												82	N	Western Ky.		3	4	120	N	Temple		1	6
												94	N	Ball St.		0	3	131	N	Winthrop		1	3
																		134	N	Ohio		0	9
																		135	N	Villanova		0	8
																		146	A	Robert Morris		9	10
																		146	A	Robert Morris		5	7
																		151	A	Youngstown St.		8	10
																		151	A	Youngstown St.		2	3
																		151	A	Youngstown St.		1	7
																		172	N	Tennessee Tech		2	0
																		200	N	Dayton		10	11
																		215	A	Ill.-Chicago		5	6
																		215	A	Ill.-Chicago		1	8
																		215	A	Ill.-Chicago		3	1
																		215	A	Ill.-Chicago		3	1
																		220	N	Tennessee St.		3	5
																		238	N	Neb. Omaha		4	2
																		240	N	Rider		8	2
																		256	N	Bryant		4	3
																		259	N	Wagner		1	9
																		259	N	Wagner		2	3
																		263	N	Canisius		6	10
																		278	N	Howard		6	4
																		281	N	Lafayette		4	5
LAST 10 GAMES						LAST 10 GAMES						LAST 10 GAMES						LAST 10 GAMES					

Non-Div. I Games:

Cleveland St.

RPI	S	Opponent	Score	
285	N	Manhattan	10	6

Cleveland St.

C
l
e
v
e
l
a
n
d
S
t
.

C
l
e
v
e
l
a
n
d
S
t
.

Average RPI Win:		196	WON-LOST		WINNING		LAST 10		STRENGTH OF		OPP. STRENGTH		TEAM		ADJ		CONF.		ADJ CONF.	
Average RPI Loss:		145	RECORD		PCT. RANK		GAMES		SCHEDULE		OF SCHEDULE		RPI		RPI		RPI		RPI	
DIV. I ONLY			5-18-0		.21739		264		2-8-0		162		209		250		.4063		251	
DIV. I NON-CONF.			3-16-0		.15789		270		0-6-0		184		203		261		.38882		262	
TOTALS		RPI 1-25		RPI 26-50		W-L RECORDS		RPI 51-100		RPI 101-150		RPI 150+								
5-18-0		0-1-0		0-0-0		OVERALL		0-3-0		1-6-0		4-8-0								
2-2-0		0-0-0		0-0-0		HOME		0-0-0		0-2-0		2-0-0								
0-9-0		0-1-0		0-0-0		AWAY		0-2-0		0-3-0		0-3-0								
3-7-0		0-0-0		0-0-0		NEUTRAL		0-1-0		1-1-0		2-5-0								
3-16-0		0-1-0		0-0-0		NON-CONFERENCE		0-3-0		1-4-0		2-8-0								
0-0-0		0-0-0		0-0-0		HOME		0-0-0		0-0-0		0-0-0								
0-9-0		0-1-0		0-0-		AWAY		0-2-0		0-3-0		0-3-0								
3-7-0		0-0-0		0-0-0		NEUTRAL		0-1-0		1-1-0		2-5-0								
2-2-0		0-0-0		0-0-0		CONFERENCE		0-0-0		0-2-0		2-0-0								
2-2-0		0-0-0		0-0-0		HOME		0-0-0		0-2-0		2-0-0								
0-0-0		0-0-0		0-0-0		AWAY		0-0-0		0-0-0		0-0-0								
0-0-0		0-0-0		0-0-0		NEUTRAL		0-0-0		0-0-0		0-0-0								
RPI	S	Opponent		Score		RPI	S	Opponent		Score		RPI	S	Opponent		Score				
1	A	California		0 8								102	A	Maryland		6 10				
												73	A	Pacific		3 4				
												73	A	Pacific		0 5				
												108	H	Harvard		5 6				
												108	H	Harvard		0 8				
												111	N	Kent St.		7 9				
												137	A	Sacramento St.		1 10				
												141	N	Colorado St.		5 3				
												162	N	Iona		5 2				
												185	A	St. Mary's (CA)		0 1				
												185	A	St. Mary's (CA)		0 2				
												185	N	St. Mary's (CA)		2 3				
												221	H	Dartmouth		5 2				
												221	H	Dartmouth		4 0				
												223	N	Akron		2 3				
												234	N	Rhode Island		4 7				
												234	N	Rhode Island		9 4				
												235	N	Niagara		3 4				
												237	A	UMBC		2 7				
												263	N	Canisius		0 1				
LAST 10 GAMES																				
						108	H	Harvard		0 8		185	N	St. Mary's (CA)		2 3				
						108	H	Harvard		5 6		56	N	San Diego St.		2 3				
						221	H	Dartmouth		4 0		73	A	Pacific		0 5				
						221	H	Dartmouth		5 2		185	A	St. Mary's (CA)		0 2				
						73	A	Pacific		3 4		185	A	St. Mary's (CA)		0 1				

Non-Div. I Games:

Princeton

Average RPI Win:	208	WON-LOST RECORD	WINNING PCT. RANK	LAST 10 GAMES	STRENGTH OF SCHEDULE	OPP. STRENGTH OF SCHEDULE	TEAM RPI	ADJ RPI	CONF. RPI	ADJ CONF. RPI		
DIV. I ONLY		3-23-0	.11538	285	0-10-0	72	257	251	.40498	252	19	19
DIV. I NON-CONF.		3-17-0	.15	271	0-4-0	43	279	232	.42035	241	20	20
<hr/>												
TOTALS	RPI 1-25	RPI 26-50		W-L RECORDS		RPI 51-100		RPI 101-150		RPI 150+		
3-23-0	0-0-0	0-0-0		OVERALL		0-5-0		1-11-0		2-7-0		
0-4-0	0-0-0	0-0-0		HOME		0-0-0		0-4-0		0-0-0		
2-12-0	0-0-0	0-0-0		AWAY		0-4-0		1-6-0		1-2-0		
1-7-0	0-0-0	0-0-0		NEUTRAL		0-1-0		0-1-0		1-5-0		
<hr/>												
3-17-0	0-0-0	0-0-0		NON-CONFERENCE		0-5-0		1-7-0		2-5-0		
0-2-0	0-0-0	0-0-0		HOME		0-0-0		0-2-0		0-0-0		
2-8-0	0-0-0	0-0-		AWAY		0-4-0		1-4-0		1-0-0		
1-7-0	0-0-0	0-0-0		NEUTRAL		0-1-0		0-1-0		1-5-0		
<hr/>												
0-6-0	0-0-0	0-0-0		CONFERENCE		0-0-0		0-4-0		0-2-0		
0-2-0	0-0-0	0-0-0		HOME		0-0-0		0-2-0		0-0-0		
0-4-0	0-0-0	0-0-0		AWAY		0-0-0		0-2-0		0-2-0		
0-0-0	0-0-0	0-0-0		NEUTRAL		0-0-0		0-0-0		0-0-0		
<hr/>												
RPI	S	Opponent	Score	RPI	S	Opponent	Score	RPI	S	Opponent	Score	
						60 A Ga. Southern	0 6			105 A Coastal Caro.	1 0	
						60 A Ga. Southern	0 8			105 A Coastal Caro.	0 3	
						84 A S.C. Upstate	0 8			105 A Coastal Caro.	5 7	
						84 A S.C. Upstate	0 4			110 H Fordham	1 9	
						87 N Western Mich.	0 1			110 H Fordham	0 11	
										120 A Temple	3 4	
										120 A Temple	0 8	
										135 H Villanova	0 8	
										135 H Villanova	5 8	
										135 N Villanova	0 8	
										147 A Penn	0 8	
										147 A Penn	1 5	
										170 A Saint Joseph's	1 4	
										170 A Saint Joseph's	1 11	
										217 N Liberty	1 10	
										247 A Delaware	5 1	
										248 N Norfolk St.	0 3	
										257 N Savannah St.	2 4	
										261 N Hampton	4 5	
										261 N Hampton	4 6	
										273 N N.C. A&T	7 2	
				LAST 10 GAMES								
						170 A Saint Joseph's	1 11			147 A Penn	0 8	
						170 A Saint Joseph's	1 4			110 H Fordham	1 9	
						120 A Temple	0 8			110 H Fordham	0 11	
						120 A Temple	3 4			135 H Villanova	5 8	
						147 A Penn	1 5			135 H Villanova	0 8	

Non-Div. I Games:

La Salle

Average RPI Win: 223		WON-LOST RECORD		WINNING PCT. RANK		LAST 10 GAMES		STRENGTH OF SCHEDULE		OPP. STRENGTH OF SCHEDULE		TEAM RPI		ADJ RPI		CONF. RPI		ADJ CONF. RPI	
DIV. I ONLY		9-22-0		.29032 241		2-8-0		240		207		253		.40251 253		14		14	
DIV. I NON-CONF.		7-15-0		.31818 222		0-4-0		278		212		263		.38923 261		14		14	
TOTALS		RPI 1-25		RPI 26-50		W-L RECORDS		RPI 51-100		RPI 101-150		RPI 150+							
9-22-0		0-3-0		0-0-0		OVERALL		0-3-0		1-5-0		8-11-0							
3-8-0		0-0-0		0-0-0		HOME		0-0-0		1-3-0		2-5-0							
4-13-0		0-3-0		0-0-0		AWAY		0-3-0		0-2-0		4-5-0							
2-1-0		0-0-0		0-0-0		NEUTRAL		0-0-0		0-0-0		2-1-0							
7-15-0		0-3-0		0-0-0		NON-CONFERENCE		0-0-0		0-3-0		7-9-0							
2-6-0		0-0-0		0-0-0		HOME		0-0-0		0-1-0		2-5-0							
3-8-0		0-3-0		0-0-		AWAY		0-0-0		0-2-0		3-3-0							
2-1-0		0-0-0		0-0-0		NEUTRAL		0-0-0		0-0-0		2-1-0							
2-7-0		0-0-0		0-0-0		CONFERENCE		0-3-0		1-2-0		1-2-0							
1-2-0		0-0-0		0-0-0		HOME		0-0-0		1-2-0		0-0-0							
1-5-0		0-0-0		0-0-0		AWAY		0-3-0		0-0-0		1-2-0							
0-0-0		0-0-0		0-0-0		NEUTRAL		0-0-0		0-0-0		0-0-0							
RPI	S	Opponent		Score		RPI	S	Opponent		Score		RPI	S	Opponent		Score			
18	A	Missouri		2	4					99	A	UNI	1	8	125	H	Missouri St.	2	11
18	A	Missouri		0	7					99	A	UNI	0	1	125	H	Missouri St.	3	1
24	A	Auburn		1	3					99	A	UNI	0	8	125	H	Missouri St.	0	3
															128	A	Middle Tenn.	0	1
															128	A	Middle Tenn.	2	5
															140	H	UMKC	3	4
															160	H	Western Ill.	2	8
															160	H	Western Ill.	0	3
															171	A	Bradley	0	6
															171	A	Bradley	5	1
															171	A	Bradley	1	2
															181	H	Butler	2	3
															191	N	Louisiana Tech	11	3
															225	H	Southeast Mo. St.	1	6
															225	H	Southeast Mo. St.	5	4
															226	N	Drexel	0	1
															229	A	UTEP	15	12
															229	A	UTEP	8	10
															229	A	UTEP	4	7
															229	A	UTEP	3	7
															249	N	George Washington	11	6
															260	H	Detroit	2	1
															260	H	Detroit	3	4
															277	A	Alcorn St.	10	1
															277	A	Alcorn St.	13	0
LAST 10 GAMES																			
171	A	Bradley		1	2	125	H	Missouri St.		3	1								
171	A	Bradley		0	6	125	H	Missouri St.		0	3								
171	A	Bradley		5	1	125	H	Missouri St.		2	11								
18	A	Missouri		0	7	128	A	Middle Tenn.		0	1								
18	A	Missouri		2	4	128	A	Middle Tenn.		2	5								

Non-Div. I Games:

Evansville

Mt. St. Mary's

RPI	S	Opponent	Score	
266	A	Coppin St.	3	4
267	N	Brown	4	5

Mt. St. Mary's

M
t
.
S
t
.
M
a
r
y
'
s

M
t
.
S
t
.
M
a
r
y
'
s

Average RPI Win: 221		WON-LOST RECORD	WINNING PCT. RANK		LAST 10 GAMES	STRENGTH OF SCHEDULE	OPP. STRENGTH OF SCHEDULE	TEAM RPI	ADJ RPI		CONF. RPI	ADJ CONF. RPI			
Average RPI Loss: 160															
DIV. I ONLY		7-17-0	.29167	240	3-7-0	255	223	259	.3927	256	24	24			
DIV. I NON-CONF.		6-14-0	.3	229	2-4-0	229	225	249	.41296	249	24	24			
TOTALS		RPI 1-25		RPI 26-50		W-L RECORDS		RPI 51-100		RPI 101-150		RPI 150+			
7-17-0		0-0-0		0-3-0		OVERALL		0-0-0		2-3-0		5-11-0			
2-6-0		0-0-0		0-1-0		HOME		0-0-0		0-1-0		2-4-0			
1-1-0		0-0-0		0-1-0		AWAY		0-0-0		1-0-0		0-0-0			
4-10-0		0-0-0		0-1-0		NEUTRAL		0-0-0		1-2-0		3-7-0			
6-14-0		0-0-0		0-3-0		NON-CONFERENCE		0-0-0		2-3-0		4-8-0			
1-3-0		0-0-0		0-1-0		HOME		0-0-0		0-1-0		1-1-0			
1-1-0		0-0-0		0-0-		AWAY		0-0-0		1-0-0		0-0-0			
4-10-0		0-0-0		0-1-0		NEUTRAL		0-0-0		1-2-0		3-7-0			
1-3-0		0-0-0		0-0-0		CONFERENCE		0-0-0		0-0-0		1-3-0			
1-3-0		0-0-0		0-0-0		HOME		0-0-0		0-0-0		1-3-0			
0-0-0		0-0-0		0-0-0		AWAY		0-0-0		0-0-0		0-0-0			
0-0-0		0-0-0		0-0-0		NEUTRAL		0-0-0		0-0-0		0-0-0			
RPI	S	Opponent	Score	RPI	S	Opponent	Score	RPI	S	Opponent	Score	RPI	S	Opponent	Score
				34	A	New Mexico	1 15			102	N	Maryland	6	4	
				40	H	Boston U.	3 13			105	N	Coastal Caro.	0	10	
				46	N	Purdue	2 10			108	A	Harvard	15	6	
										132	H	Connecticut	4	6	
										143	N	Central Ark.	3	7	
										152	N	Northern Ill.	6	7	
										154	N	Fairfield	4	12	
										169	N	Northern Colo.	2	15	
										169	N	Northern Colo.	7	10	
										188	H	LIU Brooklyn	4	18	
										188	H	LIU Brooklyn	3	6	
										193	N	Florida A&M	3	5	
										241	N	Green Bay	2	6	
										250	N	Cleveland St.	3	4	
										255	H	Mt. St. Mary's	5	12	
										255	H	Mt. St. Mary's	5	2	
										258	H	Yale	12	0	
										258	H	Yale	8	9	
										263	N	Canisius	7	3	
										280	N	Saint Peter's	7	3	
										281	N	Lafayette	3	2	
				LAST 10 GAMES											
				188	H	LIU Brooklyn	3 6	258	H	Yale	8 9				
				188	H	LIU Brooklyn	4 18	258	H	Yale	12 0				
				255	H	Mt. St. Mary's	5 12	40	H	Boston U.	3 13				
				255	H	Mt. St. Mary's	5 2	132	H	Connecticut	4 6				
				108	A	Harvard	15 6	105	N	Coastal Caro.	0 10				

Non-Div. I Games:

Bryant

Average RPI Win: 249		WON-LOST	WINNING	LAST 10	STRENGTH OF		OPP. STRENGTH	TEAM	ADJ		CONF.	ADJ CONF.
Average RPI Loss: 180		RECORD	PCT. RANK	GAMES	SCHEDULE		OF SCHEDULE	RPI	RPI		RPI	RPI
DIV. I ONLY		13-18-0	.41935	180	3-7-0		273	277	256		.39258	257
DIV. I NON-CONF.		2-15-0	.11765	278	0-5-0		190	257	272		.36893	270
TOTALS		RPI 1-25	RPI 26-50		W-L RECORDS		RPI 51-100		RPI 101-150		RPI 150+	
13-18-0		0-0-0	0-0-0		OVERALL		1-2-0		0-6-0		12-10-0	
9-7-0		0-0-0	0-0-0		HOME		1-1-0		0-2-0		8-4-0	
2-5-0		0-0-0	0-0-0		AWAY		0-1-0		0-4-0		2-0-0	
2-6-0		0-0-0	0-0-0		NEUTRAL		0-0-0		0-0-0		2-6-0	
2-15-0		0-0-0	0-0-0		NON-CONFERENCE		1-2-0		0-6-0		1-7-0	
1-4-0		0-0-0	0-0-0		HOME		1-1-0		0-2-0		0-1-0	
0-5-0		0-0-0	0-0-		AWAY		0-1-0		0-4-0		0-0-0	
1-6-0		0-0-0	0-0-0		NEUTRAL		0-0-0		0-0-0		1-6-0	
11-3-0		0-0-0	0-0-0		CONFERENCE		0-0-0		0-0-0		11-3-0	
8-3-0		0-0-0	0-0-0		HOME		0-0-0		0-0-0		8-3-0	
2-0-0		0-0-0	0-0-0		AWAY		0-0-0		0-0-0		2-0-0	
1-0-0		0-0-0	0-0-0		NEUTRAL		0-0-0		0-0-0		1-0-0	
RPI S	Opponent	Score	RPI S	Opponent	Score	RPI S	Opponent	Score	RPI S	Opponent	Score	
						84 A	S.C. Upstate	0 5	122 A	Charleston So.	2 4	
						96 H	Mercer	3 9	122 A	Charleston So.	2 3	
						96 H	Mercer	3 2	124 H	Col. of Charleston	0 1	
									124 H	Col. of Charleston	2 8	
									136 A	Stetson	2 5	
									136 A	Stetson	1 9	
									178 N	Mississippi Val.	1 11	
									186 N	Eastern Ill.	3 8	
									193 H	Florida A&M	2 3	
									193 H	Florida A&M	2 0	
									193 H	Florida A&M	6 4	
									217 N	Liberty	1 7	
									217 N	Liberty	6 8	
									238 N	Neb. Omaha	1 3	
									248 H	Norfolk St.	3 2	
									248 H	Norfolk St.	3 4	
									252 N	La Salle	4 2	
									265 H	Alabama St.	0 3	
									276 H	Morgan St.	3 0	
									276 H	Morgan St.	3 2	
									276 H	Morgan St.	9 11	
									278 H	Howard	8 0	
									278 H	Howard	11 3	
									278 H	Howard	6 1	
									286 N	Grambling	1 4	
									287 N	South Carolina St.	10 2	
									289 A	Md.-East. Shore	8 0	
LAST 10 GAMES												
						193 H	Florida A&M	2 3	122 A	Charleston So.	2 4	
						193 H	Florida A&M	6 4	122 A	Charleston So.	2 3	
						193 H	Florida A&M	2 0	276 H	Morgan St.	9 11	
						136 A	Stetson	1 9	265 H	Alabama St.	0 3	
						136 A	Stetson	2 5	276 H	Morgan St.	3 0	

Non-Div. I Games: Kentucky St. 1 2

Savannah St.

RPI	S	Opponent	Score	
289	A	Md.-East. Shore	10	1

Savannah St.

S
a
v
a
n
n
a
h
S
t
.

S
a
v
a
n
n
a
h
S
t
.

Wagner				Through Games Of Through April 1, 2012											
Average RPI Win: 244		WON-LOST RECORD	WINNING PCT. RANK	LAST 10 GAMES	STRENGTH OF SCHEDULE	OPP. STRENGTH OF SCHEDULE	TEAM RPI	ADJ RPI	CONF. RPI	ADJ CONF. RPI					
DIV. I ONLY		8-20-0	.28571	244	4-6-0	233	259	257	.3905	259	24	24			
DIV. I NON-CONF.		6-18-0	.25	242	2-4-0	261	271	268	.3722	269	24	24			
TOTALS		RPI 1-25	RPI 26-50		W-L RECORDS		RPI 51-100		RPI 101-150		RPI 150+				
8-20-0		0-0-0	0-1-0		OVERALL		0-2-0		1-7-0		7-10-0				
2-2-0		0-0-0	0-0-0		HOME		0-0-0		1-1-0		1-1-0				
0-3-0		0-0-0	0-0-0		AWAY		0-0-0		0-3-0		0-0-0				
6-15-0		0-0-0	0-1-0		NEUTRAL		0-2-0		0-3-0		6-9-0				
6-18-0		0-0-0	0-1-0		NON-CONFERENCE		0-2-0		0-6-0		6-9-0				
0-0-0		0-0-0	0-0-0		HOME		0-0-0		0-0-0		0-0-0				
0-3-0		0-0-0	0-0-		AWAY		0-0-0		0-3-0		0-0-0				
6-15-0		0-0-0	0-1-0		NEUTRAL		0-2-0		0-3-0		6-9-0				
2-2-0		0-0-0	0-0-0		CONFERENCE		0-0-0		1-1-0		1-1-0				
2-2-0		0-0-0	0-0-0		HOME		0-0-0		1-1-0		1-1-0				
0-0-0		0-0-0	0-0-0		AWAY		0-0-0		0-0-0		0-0-0				
0-0-0		0-0-0	0-0-0		NEUTRAL		0-0-0		0-0-0		0-0-0				
RPI	S	Opponent	Score	RPI	S	Opponent	Score	RPI	S	Opponent	Score	RPI	S	Opponent	Score
				35	N	Virginia Tech	0 8	58	N	Lipscomb	6 7	120	A	Temple	2 3
								87	N	Western Mich.	0 2	120	A	Temple	0 4
												124	A	Col. of Charleston	0 4
												128	N	Middle Tenn.	3 6
												130	N	La.-Monroe	2 6
												135	N	Villanova	0 7
												146	H	Robert Morris	3 4
												146	H	Robert Morris	8 7
												171	N	Bradley	0 2
												184	N	Army	3 5
												197	H	Saint Francis (PA)	4 8
												197	H	Saint Francis (PA)	7 3
												204	N	East Tenn. St.	0 12
												223	N	Akron	0 3
												238	N	Neb. Omaha	2 10
												240	N	Rider	1 3
												241	N	Green Bay	2 3
												250	N	Cleveland St.	9 1
												250	N	Cleveland St.	3 2
												272	N	Bucknell	5 0
												275	N	Columbia	0 9
												278	N	Howard	6 5
												278	N	Howard	9 4
												281	N	Lafayette	3 2
												281	N	Lafayette	1 6
LAST 10 GAMES				120	A	Temple	0 4	197	H	Saint Francis (PA)	7 3	278	N	Howard	6 5
				120	A	Temple	2 3	278	N	Howard	6 5	281	N	Lafayette	3 2
				146	H	Robert Morris	8 7	278	N	Howard	9 4	281	N	Lafayette	1 6
				146	H	Robert Morris	3 4	184	N	Army	3 5				
				197	H	Saint Francis (PA)	4 8	240	N	Rider	1 3				

Non-Div. I Games:

Wagner

RPI	S	Opponent	Score	
281	N	Lafayette	6	2

Detroit

D
e
t
r
o
i
t

D
e
t
r
o
i
t

H
a
m
p
t
o
n

Hampton						Through Games Of Through April 1, 2012							
Average RPI Win:		252	WON-LOST	WINNING	LAST 10	STRENGTH OF	OPP. STRENGTH	TEAM	ADJ	CONF.	ADJ CONF.		
Average RPI Loss:		166	RECORD	PCT. RANK	GAMES	SCHEDULE	OF SCHEDULE	RPI	RPI	RPI	RPI		
DIV. I ONLY			13-23-0	.36111	213	2-8-0	269	265	258	.38802	261	30	30
DIV. I NON-CONF.			9-17-0	.34615	209	0-4-0	244	245	243	.41876	243	30	30
TOTALS		RPI 1-25	RPI 26-50		W-L RECORDS		RPI 51-100		RPI 101-150		RPI 150+		
13-23-0	0-0-0		0-0-0		OVERALL		0-3-0		1-11-0		12-9-0		
8-6-0	0-0-0		0-0-0		HOME		0-2-0		0-2-0		8-2-0		
0-10-0	0-0-0		0-0-0		AWAY		0-0-0		0-6-0		0-4-0		
5-7-0	0-0-0		0-0-0		NEUTRAL		0-1-0		1-3-0		4-3-0		
9-17-0	0-0-0		0-0-0		NON-CONFERENCE		0-3-0		1-8-0		8-6-0		
5-5-0	0-0-0		0-0-0		HOME		0-2-0		0-2-0		5-1-0		
0-7-0	0-0-0		0-0-		AWAY		0-0-0		0-3-0		0-4-0		
4-5-0	0-0-0		0-0-0		NEUTRAL		0-1-0		1-3-0		3-1-0		
4-6-0	0-0-0		0-0-0		CONFERENCE		0-0-0		0-3-0		4-3-0		
3-1-0	0-0-0		0-0-0		HOME		0-0-0		0-0-0		3-1-0		
0-3-0	0-0-0		0-0-0		AWAY		0-0-0		0-3-0		0-0-0		
1-2-0	0-0-0		0-0-0		NEUTRAL		0-0-0		0-0-0		1-2-0		
RPI S	Opponent	Score	RPI S	Opponent	Score	RPI S	Opponent	Score	RPI S	Opponent	Score		
						81 N	Boston College	1 5	105 A	Coastal Caro.	0 8		
						95 H	Longwood	4 5	118 N	Central Mich.	1 5		
						95 H	Longwood	1 3	122 A	Charleston So.	0 10		
									122 A	Charleston So.	0 5		
									122 H	Charleston So.	4 6		
									129 A	Delaware St.	5 11		
									129 A	Delaware St.	2 5		
									129 A	Delaware St.	0 5		
									133 H	Central Conn. St.	2 3		
									133 N	Central Conn. St.	3 1		
									135 N	Villanova	1 11		
									143 N	Central Ark.	0 6		
									182 A	Campbell	2 11		
									182 A	Campbell	0 8		
									199 N	Wright St.	11 8		
									230 N	Toledo	0 8		
									237 H	UMBC	9 14		
									237 H	UMBC	6 5		
									249 A	George Washington	2 3		
									249 A	George Washington	0 5		
									252 N	La Salle	5 4		
									252 N	La Salle	6 4		
									264 H	Oakland	3 2		
									264 H	Oakland	5 2		
									271 H	George Mason	3 2		
									271 H	George Mason	10 5		
									273 N	N.C. A&T	0 1		
LAST 10 GAMES													
			129 A	Delaware St.	2 5	276 H	Morgan St.	2 1	264 H	Oakland	3 2		
			129 A	Delaware St.	5 11	276 H	Morgan St.	2 6	264 H	Oakland	5 2		
			129 A	Delaware St.	0 5	276 H	Morgan St.	8 6	271 H	George Mason	3 2		
			95 H	Longwood	4 5	249 A	George Washington	2 3	271 H	George Mason	10 5		
			95 H	Longwood	1 3	249 A	George Washington	0 5	273 N	N.C. A&T	0 1		

Non-Div. I Games:

Hampton

RPI	S	Opponent	Score
273	N	N.C. A&T	5 6
276	H	Morgan St.	2 1
276	H	Morgan St.	2 6
276	H	Morgan St.	8 6
289	H	Md.-East. Shore	9 1
289	N	Md.-East. Shore	9 0

Hampton

Average RPI Win: 220		WON-LOST RECORD		WINNING PCT. RANK		LAST 10 GAMES		STRENGTH OF SCHEDULE		OPP. STRENGTH OF SCHEDULE		TEAM RPI		ADJ RPI		CONF. RPI		ADJ CONF. RPI					
DIV. I ONLY		4-22-0		.15385 279		0-10-0		169		225		266		.38695 262		16		16					
DIV. I NON-CONF.		4-16-0		.2 261		0-4-0		224		235		265		.38845 263		17		18					
TOTALS		RPI 1-25		RPI 26-50		W-L RECORDS		RPI 51-100		RPI 101-150		RPI 150+											
4-22-0		0-1-0		0-1-0		OVERALL		0-5-0		1-2-0		3-13-0											
2-2-0		0-0-0		0-0-0		HOME		0-0-0		0-0-0		2-2-0											
0-13-0		0-1-0		0-0-0		AWAY		0-3-0		0-2-0		0-7-0											
2-7-0		0-0-0		0-1-0		NEUTRAL		0-2-0		1-0-0		1-4-0											
4-16-0		0-1-0		0-1-0		NON-CONFERENCE		0-2-0		1-2-0		3-10-0											
2-2-0		0-0-0		0-0-0		HOME		0-0-0		0-0-0		2-2-0											
0-7-0		0-1-0		0-0-		AWAY		0-0-0		0-2-0		0-4-0											
2-7-0		0-0-0		0-1-0		NEUTRAL		0-2-0		1-0-0		1-4-0											
0-6-0		0-0-0		0-0-0		CONFERENCE		0-3-0		0-0-0		0-3-0											
0-0-0		0-0-0		0-0-0		HOME		0-0-0		0-0-0		0-0-0											
0-6-0		0-0-0		0-0-0		AWAY		0-3-0		0-0-0		0-3-0											
0-0-0		0-0-0		0-0-0		NEUTRAL		0-0-0		0-0-0		0-0-0											
RPI	S	Opponent		Score		RPI	S	Opponent		Score		RPI	S	Opponent		Score							
16	A	South Fla.		1	7	48	N	Northwestern		0	8	80	A	Stony Brook		0	4	105	N	Coastal Caro.		1	0
												80	A	Stony Brook		1	3	133	A	Central Conn. St.		7	13
												80	A	Stony Brook		0	10	133	A	Central Conn. St.		4	5
												89	N	Chattanooga		1	11	155	A	Binghamton		4	5
												97	N	North Texas		3	4	155	A	Binghamton		5	13
																		155	A	Binghamton		7	8
																		168	H	Marist		5	6
																		168	H	Marist		1	3
																		203	A	Bethune-Cookman		0	15
																		203	A	Bethune-Cookman		2	6
																		209	N	Cornell		3	6
																		209	N	Cornell		2	8
																		221	N	Dartmouth		7	11
																		232	N	Colgate		0	8
																		232	N	Colgate		3	2
																		234	A	Rhode Island		5	6
																		271	A	George Mason		0	9
																		271	H	George Mason		5	4
																		271	H	George Mason		3	0
LAST 10 GAMES																							
						155	A	Binghamton		5	13	80	A	Stony Brook		0	10						
						155	A	Binghamton		4	5	80	A	Stony Brook		1	3						
						155	A	Binghamton		7	8	80	A	Stony Brook		0	4						
						168	H	Marist		5	6	203	A	Bethune-Cookman		2	6						
						168	H	Marist		1	3	203	A	Bethune-Cookman		0	15						

Non-Div. I Games:

Hartford

Average RPI Win:		235	WON-LOST RECORD		WINNING PCT. RANK		LAST 10 GAMES		STRENGTH OF SCHEDULE		OPP. STRENGTH OF SCHEDULE		TEAM RPI		ADJ RPI		CONF. RPI		ADJ CONF. RPI	
DIV. I ONLY			5-19-0		.20833 269		1-9-0		221		199		262		.38563 263		28		28	
DIV. I NON-CONF.			5-19-0		.20833 258		1-9-0		237		204		264		.38563 265		28		28	
TOTALS		RPI 1-25		RPI 26-50		W-L RECORDS		RPI 51-100		RPI 101-150		RPI 150+								
5-19-0		0-1-0		0-2-0		OVERALL		0-4-0		0-2-0		5-10-0								
0-0-0		0-0-0		0-0-0		HOME		0-0-0		0-0-0		0-0-0								
1-7-0		0-1-0		0-1-0		AWAY		0-2-0		0-1-0		1-2-0								
4-12-0		0-0-0		0-1-0		NEUTRAL		0-2-0		0-1-0		4-8-0								
5-19-0		0-1-0		0-2-0		NON-CONFERENCE		0-4-0		0-2-0		5-10-0								
0-0-0		0-0-0		0-0-0		HOME		0-0-0		0-0-0		0-0-0								
1-7-0		0-1-0		0-0-		AWAY		0-2-0		0-1-0		1-2-0								
4-12-0		0-0-0		0-1-0		NEUTRAL		0-2-0		0-1-0		4-8-0								
0-0-0		0-0-0		0-0-0		CONFERENCE		0-0-0		0-0-0		0-0-0								
0-0-0		0-0-0		0-0-0		HOME		0-0-0		0-0-0		0-0-0								
0-0-0		0-0-0		0-0-0		AWAY		0-0-0		0-0-0		0-0-0								
0-0-0		0-0-0		0-0-0		NEUTRAL		0-0-0		0-0-0		0-0-0								
RPI	S	Opponent		Score		RPI	S	Opponent		Score		RPI	S	Opponent		Score				
16	A	South Fla.		0	1	26	A	Syracuse		5	6	89	N	Chattanooga		0	8			
						50	N	Virginia		2	7	99	N	UNI		0	8			
												100	A	East Carolina		4	12			
												100	A	East Carolina		2	6			
														204 N East Tenn. St.		5	6			
														205 A Buffalo		4	3			
														207 N James Madison		5	9			
														213 N Towson		5	7			
														226 N Drexel		4	1			
														230 N Toledo		0	1			
														232 N Colgate		4	5			
														237 A UMBC		4	6			
														241 N Green Bay		7	5			
														250 N Cleveland St.		10	6			
														251 N Princeton		1	0			
														256 N Bryant		3	7			
														266 A Coppin St.		3	4			
LAST 10 GAMES						LAST 10 GAMES						LAST 10 GAMES								
						205	A	Buffalo		4	3	188	N	LIU Brooklyn		3	9			
						232	N	Colgate		4	5	89	N	Chattanooga		0	8			
						26	A	Syracuse		5	6	102	N	Maryland		0	8			
						213	N	Towson		5	7	16	A	South Fla.		0	1			
						256	N	Bryant		3	7	109	A	Fla. Gulf Coast		0	9			

Non-Div. I Games:

Canisius

Average RPI Win: 209		WON-LOST RECORD		WINNING PCT. RANK		LAST 10 GAMES		STRENGTH OF SCHEDULE		OPP. STRENGTH OF SCHEDULE		TEAM RPI		ADJ RPI		CONF. RPI		ADJ CONF. RPI	
DIV. I ONLY		3-23-0		.11538 285		1-9-0		144		235		263		.38494 264		21		22	
DIV. I NON-CONF.		2-12-0		.14286 273		1-3-0		281		230		280		.33961 279		23		23	
TOTALS		RPI 1-25		RPI 26-50		W-L RECORDS		RPI 51-100		RPI 101-150		RPI 150+							
3-23-0		0-0-0		0-0-0		OVERALL		1-7-0		0-7-0		2-9-0							
0-8-0		0-0-0		0-0-0		HOME		0-3-0		0-2-0		0-3-0							
2-14-0		0-0-0		0-0-0		AWAY		1-4-0		0-5-0		1-5-0							
1-1-0		0-0-0		0-0-0		NEUTRAL		0-0-0		0-0-0		1-1-0							
2-12-0		0-0-0		0-0-0		NON-CONFERENCE		0-2-0		0-4-0		2-6-0							
0-2-0		0-0-0		0-0-0		HOME		0-0-0		0-2-0		0-0-0							
1-9-0		0-0-0		0-0-		AWAY		0-2-0		0-2-0		1-5-0							
1-1-0		0-0-0		0-0-0		NEUTRAL		0-0-0		0-0-0		1-1-0							
1-11-0		0-0-0		0-0-0		CONFERENCE		1-5-0		0-3-0		0-3-0							
0-6-0		0-0-0		0-0-0		HOME		0-3-0		0-0-0		0-3-0							
1-5-0		0-0-0		0-0-0		AWAY		1-2-0		0-3-0		0-0-0							
0-0-0		0-0-0		0-0-0		NEUTRAL		0-0-0		0-0-0		0-0-0							
RPI	S	Opponent		Score	RPI	S	Opponent		Score	RPI	S	Opponent		Score					
							65	H North Dakota St.	0 6	102	A Maryland		2 10						
							65	H North Dakota St.	0 6	102	A Maryland		3 7						
							65	H North Dakota St.	1 5	142	A Southern Utah		2 10						
							86	A IPFW	7 3	142	A Southern Utah		1 10						
							86	A IPFW	5 6	142	A Southern Utah		0 9						
							86	A IPFW	0 9	148	H Eastern Mich.		0 13						
							95	A Longwood	3 9	148	H Eastern Mich.		2 10						
							95	A Longwood	3 7	160	H Western Ill.		0 5						
										160	H Western Ill.		1 9						
										160	H Western Ill.		3 9						
										162	N Iona		4 5						
										194	A Furman		1 6						
										194	A Furman		2 6						
										260	A Detroit		7 10						
										260	A Detroit		9 0						
										261	A Hampton		2 3						
										261	A Hampton		2 5						
										280	N Saint Peter's		2 0						
LAST 10 GAMES																			
							160	H Western Ill.	1 9	65	H North Dakota St.		0 6						
							160	H Western Ill.	0 5	65	H North Dakota St.		1 5						
							160	H Western Ill.	3 9	65	H North Dakota St.		0 6						
							148	H Eastern Mich.	0 13	260	A Detroit		9 0						
							148	H Eastern Mich.	2 10	260	A Detroit		7 10						

Non-Div. I Games:

Oakland

RPI	S	Opponent	Score	
288	A	Alabama A&M	7	0

Alabama St.

A
l
a
b
a
m
a
S
t
.

A
l
a
b
a
m
a
S
t
.

Average RPI Win:	262	WON-LOST RECORD	WINNING PCT. RANK	LAST 10 GAMES	STRENGTH OF SCHEDULE	OPP. STRENGTH OF SCHEDULE	TEAM RPI	ADJ RPI	CONF. RPI	ADJ CONF. RPI		
DIV. I ONLY		12-14-0	.46154	155	7-3-0	285	282	264	.37918	266	30	30
DIV. I NON-CONF.		4-12-0	.25	242	2-2-0	267	246	269	.37462	267	30	30
TOTALS	RPI 1-25	RPI 26-50	W-L RECORDS		RPI 51-100	RPI 101-150	RPI 150+					
12-14-0	0-0-0	0-0-0	OVERALL		0-0-0	1-4-0	11-10-0					
7-12-0	0-0-0	0-0-0	HOME		0-0-0	1-4-0	6-8-0					
5-2-0	0-0-0	0-0-0	AWAY		0-0-0	0-0-0	5-2-0					
0-0-0	0-0-0	0-0-0	NEUTRAL		0-0-0	0-0-0	0-0-0					
4-12-0	0-0-0	0-0-0	NON-CONFERENCE		0-0-0	1-4-0	3-8-0					
4-12-0	0-0-0	0-0-0	HOME		0-0-0	1-4-0	3-8-0					
0-0-0	0-0-0	0-0-	AWAY		0-0-0	0-0-0	0-0-0					
0-0-0	0-0-0	0-0-0	NEUTRAL		0-0-0	0-0-0	0-0-0					
8-2-0	0-0-0	0-0-0	CONFERENCE		0-0-0	0-0-0	8-2-0					
3-0-0	0-0-0	0-0-0	HOME		0-0-0	0-0-0	3-0-0					
5-2-0	0-0-0	0-0-0	AWAY		0-0-0	0-0-0	5-2-0					
0-0-0	0-0-0	0-0-0	NEUTRAL		0-0-0	0-0-0	0-0-0					
RPI	S	Opponent	Score	RPI	S	Opponent	Score	RPI	S	Opponent	Score	
								115	H	Fairleigh Dickinson	1 12	
								115	H	Fairleigh Dickinson	2 6	
								133	H	Central Conn. St.	0 5	
								133	H	Central Conn. St.	5 4	
								146	H	Robert Morris	3 14	
								162	H	Iona	0 2	
								167	H	Seton Hall	2 4	
								197	H	Saint Francis (PA)	3 6	
								223	H	Sacred Heart	1 3	
								235	H	Niagara	1 6	
								236	H	Siena	4 9	
								236	H	Siena	2 13	
								236	H	Siena	3 5	
								248	A	Norfolk St.	2 1	
								248	A	Norfolk St.	4 1	
								248	A	Norfolk St.	1 2	
								255	H	Mt. St. Mary's	4 3	
								263	H	Canisius	4 3	
								267	H	Brown	4 0	
								287	A	South Carolina St.	5 3	
								287	A	South Carolina St.	11 2	
								287	A	South Carolina St.	9 10	
								287	A	South Carolina St.	15 0	
								289	H	Md.-East. Shore	5 1	
								289	H	Md.-East. Shore	5 0	
								289	H	Md.-East. Shore	9 1	
								248	A	Norfolk St.	2 1	
								248	A	Norfolk St.	4 1	
								289	H	Md.-East. Shore	5 0	
								133	H	Central Conn. St.	5 4	
								133	H	Central Conn. St.	0 5	
								146	H	Robert Morris	3 14	
								267	H	Brown	4 0	

Non-Div. I Games:

Coppin St.

Average RPI Win: 242		WON-LOST RECORD	WINNING PCT. RANK	LAST 10 GAMES	STRENGTH OF SCHEDULE	OPP. STRENGTH OF SCHEDULE	TEAM RPI	ADJ RPI	CONF. RPI	ADJ CONF. RPI	
Average RPI Loss: 178											
DIV. I ONLY		5-13-0	.27778 250	3-7-0	264	263	269	.37606 267	27	27	
DIV. I NON-CONF.		3-11-0	.21429 255	1-5-0	276	253	273	.356 275	27	27	
TOTALS		RPI 1-25	RPI 26-50		W-L RECORDS		RPI 51-100		RPI 101-150		RPI 150+
5-13-0	0-0-0		0-0-0		OVERALL		0-0-0		0-8-0		5-5-0
0-0-0	0-0-0		0-0-0		HOME		0-0-0		0-0-0		0-0-0
2-7-0	0-0-0		0-0-0		AWAY		0-0-0		0-3-0		2-4-0
3-6-0	0-0-0		0-0-0		NEUTRAL		0-0-0		0-5-0		3-1-0
3-11-0	0-0-0		0-0-0		NON-CONFERENCE		0-0-0		0-6-0		3-5-0
0-0-0	0-0-0		0-0-0		HOME		0-0-0		0-0-0		0-0-0
0-5-0	0-0-0		0-0-		AWAY		0-0-0		0-1-0		0-4-0
3-6-0	0-0-0		0-0-0		NEUTRAL		0-0-0		0-5-0		3-1-0
2-2-0	0-0-0		0-0-0		CONFERENCE		0-0-0		0-2-0		2-0-0
0-0-0	0-0-0		0-0-0		HOME		0-0-0		0-0-0		0-0-0
2-2-0	0-0-0		0-0-0		AWAY		0-0-0		0-2-0		2-0-0
0-0-0	0-0-0		0-0-0		NEUTRAL		0-0-0		0-0-0		0-0-0
RPI S	Opponent	Score	RPI S	Opponent	Score	RPI S	Opponent	Score	RPI S	Opponent	Score
									113 N	Valparaiso	2 10
									119 N	Iowa St.	3 17
									141 N	Colorado St.	3 4
									141 N	Colorado St.	0 1
									146 N	Robert Morris	2 4
									147 A	Penn	4 5
									147 A	Penn	4 7
									149 A	UC Riverside	1 3
									153 N	UTSA	10 5
									229 A	UTEP	2 10
									229 A	UTEP	7 25
									237 A	UMBC	1 7
									254 N	Santa Clara	4 3
									254 N	Santa Clara	4 6
									255 N	Mt. St. Mary's	5 4
									266 A	Coppin St.	0 4
									275 A	Columbia	8 0
									275 A	Columbia	6 5
LAST 10 GAMES											
			275 A	Columbia	8 0	149 A	UC Riverside	1 3			
			275 A	Columbia	6 5	254 N	Santa Clara	4 6			
			147 A	Penn	4 5	141 N	Colorado St.	0 1			
			147 A	Penn	4 7	254 N	Santa Clara	4 3			
			141 N	Colorado St.	3 4	237 A	UMBC	1 7			

Non-Div. I Games:

Brown

Average RPI Win:	196	WON-LOST	WINNING	LAST 10	STRENGTH OF	OPP. STRENGTH	TEAM	ADJ	CONF.	ADJ CONF.										
Average RPI Loss:	170	RECORD	PCT. RANK	GAMES	SCHEDULE	OF SCHEDULE	RPI	RPI	RPI	RPI										
DIV. I ONLY		8-25-0	.24242	261	4-6-0	248	221	267	.37514	268	21	22								
DIV. I NON-CONF.		2-19-0	.09524	282	0-2-0	235	228	277	.3529	277	23	23								
<hr/>																				
TOTALS	RPI 1-25	RPI 26-50		W-L RECORDS		RPI 51-100		RPI 101-150		RPI 150+										
8-25-0	0-0-0	0-0-0		OVERALL		0-2-0		4-10-0		4-13-0										
2-1-0	0-0-0	0-0-0		HOME		0-0-0		0-0-0		2-1-0										
5-12-0	0-0-0	0-0-0		AWAY		0-2-0		4-8-0		1-2-0										
1-12-0	0-0-0	0-0-0		NEUTRAL		0-0-0		0-2-0		1-10-0										
<hr/>																				
2-19-0	0-0-0	0-0-0		NON-CONFERENCE		0-2-0		1-7-0		1-10-0										
0-0-0	0-0-0	0-0-0		HOME		0-0-0		0-0-0		0-0-0										
1-7-0	0-0-0	0-0-		AWAY		0-2-0		1-5-0		0-0-0										
1-12-0	0-0-0	0-0-0		NEUTRAL		0-0-0		0-2-0		1-10-0										
<hr/>																				
6-6-0	0-0-0	0-0-0		CONFERENCE		0-0-0		3-3-0		3-3-0										
2-1-0	0-0-0	0-0-0		HOME		0-0-0		0-0-0		2-1-0										
4-5-0	0-0-0	0-0-0		AWAY		0-0-0		3-3-0		1-2-0										
0-0-0	0-0-0	0-0-0		NEUTRAL		0-0-0		0-0-0		0-0-0										
<hr/>																				
RPI	S	Opponent	Score	RPI	S	Opponent	Score	RPI	S	Opponent	Score									
								59	A	Nebraska	0	8								
								59	A	Nebraska	0	7								
																106	A	Creighton	1	4
																106	A	Creighton	1	15
																136	A	Stetson	0	9
																136	A	Stetson	1	6
																140	A	UMKC	3	2
																140	A	UMKC	6	5
																140	A	UMKC	1	7
																142	A	Southern Utah	0	5
																142	A	Southern Utah	2	12
																142	A	Southern Utah	9	8
																147	N	Penn	0	1
																147	N	Penn	2	3
																149	A	UC Riverside	7	4
																149	A	UC Riverside	4	12
																159	N	Lehigh	5	12
																159	N	Lehigh	0	4
																162	N	Iona	0	9
																211	N	Samford	7	8
																211	N	Samford	0	4
																215	N	Ill.-Chicago	0	3
222	N	Indiana St.	0	8																
																223	N	Sacred Heart	0	2
								239	A	South Dakota St.	4	8								
								239	A	South Dakota St.	0	1								
								239	A	South Dakota St.	3	2								
								243	H	IUPUI	1	8								
								243	H	IUPUI	5	4								
								243	H	IUPUI	2	0								
								243	H	IUPUI	1	8								
								243	A	Southern Utah	9	8								
								243	A	Southern Utah	2	12								
								243	H	IUPUI	5	4								

Non-Div. I Games:

Minn. St. Mankato

2

4

Simpson

5

7

South Dakota

RPI	S	Opponent	Score	
243	H	IUPUI	2	0
245	N	Idaho St.	4	6
258	N	Yale	2	6
274	N	Holy Cross	7	5

South Dakota

S
o
u
t
h
D
a
k
o
t
a

S
o
u
t
h
D
a
k
o
t
a

[illegible]

Non-Div. I Games:

UNC Wilmington

Average RPI Win:
Average RPI Loss:285
204WON-LOST
RECORDWINNING
PCT. RANKLAST 10
GAMESSTRENGTH OF
SCHEDULEOPP. STRENGTH
OF SCHEDULETEAM
RPIADJ
RPICONF.
RPIADJ CONF.
RPI

DIV. I ONLY

3-8-0

.27273 253

1-3-0

252

287

272

.36947 270

31

31

DIV. I NON-CONF.

0-5-0

0 286

0-0-0

284

218

288

.30157 288

31

31

TOTALS

RPI 1-25

RPI 26-50

W-L RECORDS

RPI 51-100

RPI 101-150

RPI 150+

3-8-0

0-0-0

0-0-0

OVERALL

0-0-0

0-0-0

3-8-0

2-0-0

0-0-0

0-0-0

HOME

0-0-0

0-0-0

2-0-0

0-4-0

0-0-0

0-0-0

AWAY

0-0-0

0-0-0

0-4-0

1-4-0

0-0-0

0-0-0

NEUTRAL

0-0-0

0-0-0

1-4-0

0-5-0

0-0-0

0-0-0

NON-CONFERENCE

0-0-0

0-0-0

0-5-0

0-0-0

0-0-0

0-0-0

HOME

0-0-0

0-0-0

0-0-0

0-4-0

0-0-0

0-0-

AWAY

0-0-0

0-0-0

0-4-0

0-1-0

0-0-0

0-0-0

NEUTRAL

0-0-0

0-0-0

0-1-0

3-3-0

0-0-0

0-0-0

CONFERENCE

0-0-0

0-0-0

3-3-0

2-0-0

0-0-0

0-0-0

HOME

0-0-0

0-0-0

2-0-0

0-0-0

0-0-0

0-0-0

AWAY

0-0-0

0-0-0

0-0-0

1-3-0

0-0-0

0-0-0

NEUTRAL

0-0-0

0-0-0

1-3-0

RPI	S	Opponent	Score	RPI	S	Opponent	Score	RPI	S	Opponent	Score	RPI	S	Opponent	Score
												153	A	UTSA	3 11
												153	A	UTSA	7 12
												178	N	Mississippi Val.	2 3
												187	N	Texas-Arlington	0 9
												227	N	Jackson St.	1 2
												233	A	Houston Baptist	0 9
												233	A	Houston Baptist	2 3
												265	N	Alabama St.	0 10
												283	H	Prairie View	2 1
												283	H	Prairie View	8 3
												288	N	Alabama A&M	10 0
				LAST 10 GAMES											
												265	N	Alabama St.	0 10
												233	A	Houston Baptist	0 9
												178	N	Mississippi Val.	2 3
												283	H	Prairie View	2 1
												288	N	Alabama A&M	10 0
												283	H	Prairie View	8 3
												187	N	Texas-Arlington	0 9
												227	N	Jackson St.	1 2
												153	A	UTSA	7 12
												233	A	Houston Baptist	2 3

Non-Div. I Games:

Huston-Tillotson
Huston-Tillotson11 2
8 4Langston
Langston7 2
5 3Our Lady Of The Lake 8 7
Our Lady Of The Lake 9 8Ashford
Ashford6 3
Texas Southern
10 6

Non-Div. I Games:

Huston-Tillotson

4

1

Huston-Tillotson

9

4

Texas Southern

T
e
x
a
s
S
o
u
t
h
e
r
n

T
e
x
a
s
S
o
u
t
h
e
r
n

Average RPI Win: 234		WON-LOST	WINNING	LAST 10	STRENGTH OF		OPP. STRENGTH	TEAM	ADJ		CONF.	ADJ CONF.
Average RPI Loss: 191		RECORD	PCT. RANK	GAMES	SCHEDULE		OF SCHEDULE	RPI	RPI		RPI	RPI
DIV. I ONLY		10-24-0	.29412	238	4-6-0		267	254	268		.36519	271
DIV. I NON-CONF.		6-22-0	.21429	255	0-4-0		221	274	266		.37379	268
TOTALS		RPI 1-25	RPI 26-50		W-L RECORDS		RPI 51-100		RPI 101-150		RPI 150+	
10-24-0		0-0-0	0-0-0		OVERALL		0-6-0		0-2-0		10-16-0	
3-9-0		0-0-0	0-0-0		HOME		0-4-0		0-0-0		3-5-0	
6-11-0		0-0-0	0-0-0		AWAY		0-1-0		0-1-0		6-9-0	
1-4-0		0-0-0	0-0-0		NEUTRAL		0-1-0		0-1-0		1-2-0	
6-22-0		0-0-0	0-0-0		NON-CONFERENCE		0-6-0		0-2-0		6-14-0	
3-9-0		0-0-0	0-0-0		HOME		0-4-0		0-0-0		3-5-0	
2-9-0		0-0-0	0-0-		AWAY		0-1-0		0-1-0		2-7-0	
1-4-0		0-0-0	0-0-0		NEUTRAL		0-1-0		0-1-0		1-2-0	
4-2-0		0-0-0	0-0-0		CONFERENCE		0-0-0		0-0-0		4-2-0	
0-0-0		0-0-0	0-0-0		HOME		0-0-0		0-0-0		0-0-0	
4-2-0		0-0-0	0-0-0		AWAY		0-0-0		0-0-0		4-2-0	
0-0-0		0-0-0	0-0-0		NEUTRAL		0-0-0		0-0-0		0-0-0	
RPI S	Opponent	Score	RPI S	Opponent	Score	RPI S	Opponent	Score	RPI S	Opponent	Score	
						60 N	Ga. Southern	1 10	105 A	Coastal Caro.	3 4	
						84 A	S.C. Upstate	3 9	107 N	Marshall	5 8	
						90 H	Bowling Green	0 1	168 H	Marist	9 8	
						90 H	Bowling Green	1 5	202 H	Georgetown	1 2	
						93 H	Albany (NY)	1 3	202 N	Georgetown	0 8	
						93 H	Albany (NY)	7 11	209 A	Cornell	3 2	
									209 A	Cornell	2 0	
									209 H	Cornell	0 1	
									209 H	Cornell	3 0	
									209 H	Cornell	4 7	
									223 A	Akron	3 6	
									237 H	UMBC	2 4	
									240 H	Rider	0 5	
									247 A	Delaware	3 4	
									247 A	Delaware	8 0	
									247 A	Delaware	4 2	
									248 A	Norfolk St.	5 6	
									248 A	Norfolk St.	2 3	
									249 N	George Washington	5 4	
									261 A	Hampton	2 3	
									261 A	Hampton	5 10	
									262 A	Hartford	4 5	
									262 A	Hartford	0 3	
									262 H	Hartford	9 0	
									269 A	UNC Wilmington	4 5	
									269 A	UNC Wilmington	8 3	
									269 A	UNC Wilmington	2 0	
LAST 10 GAMES						247 A	Delaware	8 0	269 A	UNC Wilmington	8 3	
						247 A	Delaware	3 4	269 A	UNC Wilmington	2 0	
						247 A	Delaware	4 2	237 H	UMBC	2 4	
						202 H	Georgetown	1 2	209 H	Cornell	4 7	
						269 A	UNC Wilmington	4 5	90 H	Bowling Green	0 1	

Non-Div. I Games:

George Mason

George Mason

Average RPI Win:	243	WON-LOST RECORD	WINNING PCT. RANK	LAST 10 GAMES	STRENGTH OF SCHEDULE	OPP. STRENGTH OF SCHEDULE	TEAM RPI	ADJ RPI	CONF. RPI	ADJ CONF. RPI	
DIV. I ONLY	5-18-0	.21739	264	0-10-0	246	275	273	.36347	272	29	29
DIV. I NON-CONF.	5-14-0	.26316	240	0-6-0	192	283	254	.40191	253	29	29
TOTALS	RPI 1-25	RPI 26-50	W-L RECORDS		RPI 51-100	RPI 101-150		RPI 150+			
5-18-0	0-0-0	0-0-0	OVERALL		0-1-0	0-5-0		5-12-0			
0-4-0	0-0-0	0-0-0	HOME		0-0-0	0-0-0		0-4-0			
1-5-0	0-0-0	0-0-0	AWAY		0-0-0	0-3-0		1-2-0			
4-9-0	0-0-0	0-0-0	NEUTRAL		0-1-0	0-2-0		4-6-0			
5-14-0	0-0-0	0-0-0	NON-CONFERENCE		0-1-0	0-5-0		5-8-0			
0-0-0	0-0-0	0-0-0	HOME		0-0-0	0-0-0		0-0-0			
1-5-0	0-0-0	0-0-	AWAY		0-0-0	0-3-0		1-2-0			
4-9-0	0-0-0	0-0-0	NEUTRAL		0-1-0	0-2-0		4-6-0			
0-4-0	0-0-0	0-0-0	CONFERENCE		0-0-0	0-0-0		0-4-0			
0-4-0	0-0-0	0-0-0	HOME		0-0-0	0-0-0		0-4-0			
0-0-0	0-0-0	0-0-0	AWAY		0-0-0	0-0-0		0-0-0			
0-0-0	0-0-0	0-0-0	NEUTRAL		0-0-0	0-0-0		0-0-0			
RPI	S	Opponent	Score	RPI	S	Opponent	Score	RPI	S	Opponent	Score
	</										

Non-Div. I Games:

Bucknell

Average RPI Win: 237		WON-LOST	WINNING	LAST 10	STRENGTH OF		OPP. STRENGTH	TEAM	ADJ		CONF.	ADJ CONF.	
Average RPI Loss: 185		RECORD	PCT. RANK	GAMES	SCHEDULE		OF SCHEDULE	RPI	RPI		RPI	RPI	
DIV. I ONLY		3-19-0	.13636	281	1-9-0		216	264	276	.36006	274	29	29
DIV. I NON-CONF.		3-15-0	.16667	268	1-5-0		258	267	274	.35731	274	29	29
TOTALS		RPI 1-25	RPI 26-50		W-L RECORDS		RPI 51-100		RPI 101-150		RPI 150+		
3-19-0		0-0-0	0-0-0		OVERALL		0-2-0		0-3-0		3-14-0		
1-2-0		0-0-0	0-0-0		HOME		0-0-0		0-0-0		1-2-0		
0-7-0		0-0-0	0-0-0		AWAY		0-2-0		0-1-0		0-4-0		
2-10-0		0-0-0	0-0-0		NEUTRAL		0-0-0		0-2-0		2-8-0		
3-15-0		0-0-0	0-0-0		NON-CONFERENCE		0-2-0		0-3-0		3-10-0		
1-2-0		0-0-0	0-0-0		HOME		0-0-0		0-0-0		1-2-0		
0-3-0		0-0-0	0-0-		AWAY		0-2-0		0-1-0		0-0-0		
2-10-0		0-0-0	0-0-0		NEUTRAL		0-0-0		0-2-0		2-8-0		
0-4-0		0-0-0	0-0-0		CONFERENCE		0-0-0		0-0-0		0-4-0		
0-0-0		0-0-0	0-0-0		HOME		0-0-0		0-0-0		0-0-0		
0-4-0		0-0-0	0-0-0		AWAY		0-0-0		0-0-0		0-4-0		
0-0-0		0-0-0	0-0-0		NEUTRAL		0-0-0		0-0-0		0-0-0		
RPI	S	Opponent	Score	RPI	S	Opponent	Score	RPI	S	Opponent	Score		

Non-Div. I Games:

Holy Cross

Average RPI Win:	256	WON-LOST RECORD	WINNING PCT. RANK	LAST 10 GAMES	STRENGTH OF SCHEDULE	OPP. STRENGTH OF SCHEDULE	TEAM RPI	ADJ RPI	CONF. RPI	ADJ CONF. RPI	
DIV. I ONLY		7-18-0	.28 249	5-5-0	277	258	275	.35461 275	27	27	
DIV. I NON-CONF.		6-15-0	.28571 233	4-2-0	273	259	267	.37808 266	27	27	
<hr/>											
TOTALS	RPI 1-25	RPI 26-50		W-L RECORDS	RPI 51-100		RPI 101-150		RPI 150+		
7-18-0	0-0-0	0-2-0		OVERALL	0-0-0		0-2-0		7-14-0		
2-4-0	0-0-0	0-0-0		HOME	0-0-0		0-0-0		2-4-0		
2-5-0	0-0-0	0-2-0		AWAY	0-0-0		0-0-0		2-3-0		
3-9-0	0-0-0	0-0-0		NEUTRAL	0-0-0		0-2-0		3-7-0		
6-15-0	0-0-0	0-2-0		NON-CONFERENCE	0-0-0		0-2-0		6-11-0		
1-1-0	0-0-0	0-0-0		HOME	0-0-0		0-0-0		1-1-0		
2-5-0	0-0-0	0-0-		AWAY	0-0-0		0-0-0		2-3-0		
3-9-0	0-0-0	0-0-0		NEUTRAL	0-0-0		0-2-0		3-7-0		
1-3-0	0-0-0	0-0-0		CONFERENCE	0-0-0		0-0-0		1-3-0		
1-3-0	0-0-0	0-0-0		HOME	0-0-0		0-0-0		1-3-0		
0-0-0	0-0-0	0-0-0		AWAY	0-0-0		0-0-0		0-0-0		
0-0-0	0-0-0	0-0-0		NEUTRAL	0-0-0		0-0-0		0-0-0		
RPI S	Opponent	Score	RPI S	Opponent	Score	RPI S	Opponent	Score	RPI S	Opponent	Score
			31 A	Mississippi St.	4 12				115 N	Fairleigh Dickinson	3 11
			31 A	Mississippi St.	1 11				123 N	Utah Valley	5 8
									151 N	Youngstown St.	2 7
									154 N	Fairfield	1 4
									191 N	Louisiana Tech	5 4
									211 N	Samford	1 13
									213 A	Towson	0 2
									213 A	Towson	0 15
									213 A	Towson	0 10
									233 N	Houston Baptist	0 5
									238 N	Neb. Omaha	1 2
									240 H	Rider	3 0
									240 H	Rider	0 3
									241 N	Green Bay	1 4
									258 H	Yale	3 4
									258 H	Yale	4 1
									259 N	Wagner	9 0
									267 H	Brown	5 6
									267 H	Brown	0 8
									272 N	Bucknell	0 6
									280 A	Saint Peter's	5 2
									280 A	Saint Peter's	7 1
									281 N	Lafayette	4 2
			LAST 10 GAMES								
			267 H	Brown	0 8	240 H	Rider	0 3			
			267 H	Brown	5 6	280 A	Saint Peter's	7 1			
			258 H	Yale	3 4	280 A	Saint Peter's	5 2			
			258 H	Yale	4 1	115 N	Fairleigh Dickinson	3 11			
			240 H	Rider	3 0	281 N	Lafayette	4 2			

Non-Div. I Games:

Columbia

Average RPI Win:	270	WON-LOST RECORD	WINNING PCT. RANK	LAST 10 GAMES		STRENGTH OF SCHEDULE	OPP. STRENGTH OF SCHEDULE	TEAM RPI		ADJ RPI	CONF. RPI	ADJ CONF. RPI				
DIV. I ONLY		5-13-0	.27778	250	4-6-0	274	284	277		.35096	276	30	30			
DIV. I NON-CONF.		0-8-0	0	286	0-2-0	241	252	282		.33482	281	30	30			
<hr/>																
TOTALS	RPI 1-25		RPI 26-50		W-L RECORDS		RPI 51-100			RPI 101-150		RPI 150+				
5-13-0	0-0-0		0-0-0		OVERALL		0-2-0			0-0-0		5-11-0				
0-1-0	0-0-0		0-0-0		HOME		0-0-0			0-0-0		0-1-0				
5-8-0	0-0-0		0-0-0		AWAY		0-0-0			0-0-0		5-8-0				
0-4-0	0-0-0		0-0-0		NEUTRAL		0-2-0			0-0-0		0-2-0				
<hr/>																
0-8-0	0-0-0		0-0-0		NON-CONFERENCE		0-2-0			0-0-0		0-6-0				
0-1-0	0-0-0		0-0-0		HOME		0-0-0			0-0-0		0-1-0				
0-3-0	0-0-0		0-0-		AWAY		0-0-0			0-0-0		0-3-0				
0-4-0	0-0-0		0-0-0		NEUTRAL		0-2-0			0-0-0		0-2-0				
<hr/>																
5-5-0	0-0-0		0-0-0		CONFERENCE		0-0-0			0-0-0		5-5-0				
0-0-0	0-0-0		0-0-0		HOME		0-0-0			0-0-0		0-0-0				
5-5-0	0-0-0		0-0-0		AWAY		0-0-0			0-0-0		5-5-0				
0-0-0	0-0-0		0-0-0		NEUTRAL		0-0-0			0-0-0		0-0-0				
<hr/>																
RPI	S	Opponent	Score	RPI	S	Opponent	Score	RPI	S	Opponent	Score	RPI	S	Opponent	Score	
						81	N	Boston College	3	11		166	A	Charlotte	1	4
						81	N	Boston College	0	10		194	A	Gardner-Webb	4	6
												194	A	Gardner-Webb	0	8
												213	N	Towson	3	12
												213	N	Towson	5	7
												257	A	Savannah St.	2	3
												257	A	Savannah St.	11	9
												257	A	Savannah St.	0	3
												261	A	Hampton	6	8
												261	A	Hampton	6	2
												261	A	Hampton	1	2
												265	H	Alabama St.	7	16
												273	A	N.C. A&T	10	7
												273	A	N.C. A&T	10	7
												287	A	South Carolina St.	1	2
												287	A	South Carolina St.	4	2
<hr/>																
LAST 10 GAMES																
						261	A	Hampton	1	2		265	H	Alabama St.	7	16
						261	A	Hampton	6	2		257	A	Savannah St.	11	9
						261	A	Hampton	6	8		257	A	Savannah St.	0	3
						273	A	N.C. A&T	10	7		257	A	Savannah St.	2	3
						273	A	N.C. A&T	10	7		213	N	Towson	3	12

Non-Div. I Games:

Morgan St.

Average RPI Win:		252	WON-LOST		WINNING		LAST 10		STRENGTH OF		OPP. STRENGTH		TEAM	ADJ		CONF.	ADJ CONF.	
Average RPI Loss:		158	RECORD		PCT. RANK		GAMES		SCHEDULE		OF SCHEDULE		RPI	RPI		RPI	RPI	
DIV. I ONLY			3-22-0		.12	283	0-1-0		198		260		274	.34966		277	31	31
DIV. I NON-CONF.			2-16-0		.11111	280	0-1-0		131		186		258	.38768		264	31	31
TOTALS		RPI 1-25		RPI 26-50		W-L RECORDS		RPI 51-100		RPI 101-150		RPI 150+						
3-22-0		0-4-0		0-1-0		OVERALL		0-3-0		0-1-0		3-13-0						
2-4-0		0-0-0		0-0-0		HOME		0-0-0		0-1-0		2-3-0						
0-10-0		0-4-0		0-0-0		AWAY		0-0-0		0-0-0		0-6-0						
1-8-0		0-0-0		0-1-0		NEUTRAL		0-3-0		0-0-0		1-4-0						
2-16-0		0-4-0		0-1-0		NON-CONFERENCE		0-3-0		0-1-0		2-7-0						
2-4-0		0-0-0		0-0-0		HOME		0-0-0		0-1-0		2-3-0						
0-7-0		0-4-0		0-0-		AWAY		0-0-0		0-0-0		0-3-0						
0-5-0		0-0-0		0-1-0		NEUTRAL		0-3-0		0-0-0		0-1-0						
1-6-0		0-0-0		0-0-0		CONFERENCE		0-0-0		0-0-0		1-6-0						
0-0-0		0-0-0		0-0-0		HOME		0-0-0		0-0-0		0-0-0						
0-3-0		0-0-0		0-0-0		AWAY		0-0-0		0-0-0		0-3-0						
1-3-0		0-0-0		0-0-0		NEUTRAL		0-0-0		0-0-0		1-3-0						
RPI	S	Opponent		Score		RPI	S	Opponent		Score		RPI	S	Opponent		Score		
18	A	Missouri		1	14	44	N	South Ala.		0	8	53	N	Boise St.		0	4	
18	A	Missouri		0	9							71	N	McNeese St.		0	8	
18	A	Missouri		1	9							71	N	McNeese St.		0	11	
20	A	LSU		0	2													

Average RPI Win:	287	WON-LOST RECORD	WINNING PCT. RANK	LAST 10 GAMES	STRENGTH OF SCHEDULE	OPP. STRENGTH OF SCHEDULE	TEAM RPI	ADJ RPI	CONF. RPI	ADJ CONF. RPI		
Average RPI Loss:	165											
DIV. I ONLY		3-20-0	.13043	282	3-4-0	243	273	280	.33749	279	31	31
DIV. I NON-CONF.		0-16-0	0	286	0-0-0	149	226	275	.35317	276	31	31
<hr/>												
TOTALS	RPI 1-25	RPI 26-50		W-L RECORDS		RPI 51-100		RPI 101-150		RPI 150+		
3-20-0	0-0-0	0-1-0		OVERALL		0-1-0		0-8-0		3-10-0		
2-7-0	0-0-0	0-0-0		HOME		0-0-0		0-6-0		2-1-0		
0-4-0	0-0-0	0-1-0		AWAY		0-0-0		0-2-0		0-1-0		
1-9-0	0-0-0	0-0-0		NEUTRAL		0-1-0		0-0-0		1-8-0		
<hr/>												
0-16-0	0-0-0	0-1-0		NON-CONFERENCE		0-1-0		0-8-0		0-6-0		
0-6-0	0-0-0	0-0-0		HOME		0-0-0		0-6-0		0-0-0		
0-4-0	0-0-0	0-0-		AWAY		0-0-0		0-2-0		0-1-0		
0-6-0	0-0-0	0-0-0		NEUTRAL		0-1-0		0-0-0		0-5-0		
<hr/>												
3-4-0	0-0-0	0-0-0		CONFERENCE		0-0-0		0-0-0		3-4-0		
2-1-0	0-0-0	0-0-0		HOME		0-0-0		0-0-0		2-1-0		
0-0-0	0-0-0	0-0-0		AWAY		0-0-0		0-0-0		0-0-0		
1-3-0	0-0-0	0-0-0		NEUTRAL		0-0-0		0-0-0		1-3-0		
<hr/>												
RPI	S	Opponent	Score	RPI	S	Opponent	Score	RPI	S	Opponent	Score	
				37	A	Oklahoma St.	2 12					
								106	H	Creighton	0 18	
								106	H	Creighton	2 14	
								106	H	Creighton	2 10	
								106	H	Creighton	0 12	
								143	A	Central Ark.	0 8	
								143	A	Central Ark.	0 9	
								143	H	Central Ark.	0 11	
								143	H	Central Ark.	0 17	
								178	N	Mississippi Val.	1 8	
								187	A	Texas-Arlington	0 2	
								190	N	Drake	4 16	
								190	N	Drake	0 15	
								206	N	Loyola Chicago	1 15	
								227	N	Jackson St.	4 5	
								233	N	Houston Baptist	3 4	
								233	N	Houston Baptist	0 1	
								277	N	Alcorn St.	2 8	
								286	H	Grambling	5 8	
								286	H	Grambling	6 5	
								286	H	Grambling	5 4	
								288	N	Alabama A&M	5 2	
				LAST 10 GAMES								
				286	H	Grambling	5 8	178	N	Mississippi Val.	1 8	
				286	H	Grambling	5 4	277	N	Alcorn St.	2 8	
				286	H	Grambling	6 5	37	A	Oklahoma St.	2 12	
				288	N	Alabama A&M	5 2	59	N	Nebraska	0 16	
				227	N	Jackson St.	4 5	206	N	Loyola Chicago	1 15	
<hr/>												
Non-Div. I Games:	Central Baptist	1	12	Ouachita Baptist	13	12	Ouachita Baptist	6	2	Central Baptist	2	7
	Central Baptist	0	6	Central Baptist	2	16						Ark.-Pine Bluff

Average RPI Win:	249	WON-LOST RECORD	WINNING PCT. RANK	LAST 10 GAMES	STRENGTH OF SCHEDULE	OPP. STRENGTH OF SCHEDULE	TEAM RPI	ADJ RPI	CONF. RPI	ADJ CONF. RPI		
DIV. I ONLY		3-22-0	.12	283	1-9-0	219	283	279	.33398	280	28	28
DIV. I NON-CONF.		3-22-0	.12	277	1-9-0	236	289	279	.33398	282	28	28
TOTALS	RPI 1-25	RPI 26-50		W-L RECORDS		RPI 51-100		RPI 101-150		RPI 150+		
3-22-0	0-0-0	0-0-0		OVERALL		0-1-0		0-3-0		3-18-0		
0-2-0	0-0-0	0-0-0		HOME		0-0-0		0-0-0		0-2-0		
1-9-0	0-0-0	0-0-0		AWAY		0-1-0		0-1-0		1-7-0		
2-11-0	0-0-0	0-0-0		NEUTRAL		0-0-0		0-2-0		2-9-0		
3-22-0	0-0-0	0-0-0		NON-CONFERENCE		0-1-0		0-3-0		3-18-0		
0-2-0	0-0-0	0-0-0		HOME		0-0-0		0-0-0		0-2-0		
1-9-0	0-0-0	0-0-		AWAY		0-1-0		0-1-0		1-7-0		
2-11-0	0-0-0	0-0-0		NEUTRAL		0-0-0		0-2-0		2-9-0		
0-0-0	0-0-0	0-0-0		CONFERENCE		0-0-0		0-0-0		0-0-0		
0-0-0	0-0-0	0-0-0		HOME		0-0-0		0-0-0		0-0-0		
0-0-0	0-0-0	0-0-0		AWAY		0-0-0		0-0-0		0-0-0		
0-0-0	0-0-0	0-0-0		NEUTRAL		0-0-0		0-0-0		0-0-0		
RPI	S	Opponent	Score	RPI	S	Opponent	Score	RPI	S	Opponent	Score	
								95	A	Longwood	0 11	
								105	A	Coastal Caro.	0 8	
								121	N	Quinnipiac	3 11	
								121	N	Quinnipiac	1 14	
								151	N	Youngstown St.	1 9	
								167	A	Seton Hall	8 10	
								167	A	Seton Hall	1 5	
								184	A	Army	2 10	
								184	A	Army	2 21	
								184	N	Army	3 5	
								221	N	Dartmouth	1 6	
								233	N	Houston Baptist	2 0	
								237	A	UMBC	8 3	
								237	A	UMBC	3 4	
								237	A	UMBC	2 7	
								237	A	UMBC	3 10	
								238	N	Neb. Omaha	1 7	
								241	N	Green Bay	3 8	
								241	N	Green Bay	7 14	
								256	N	Bryant	3 7	
								264	N	Oakland	0 2	
								272	N	Bucknell	2 5	
								275	H	Columbia	1 7	
								275	H	Columbia	2 5	
								278	N	Howard	4 3	
LAST 10 GAMES												

Non-Div. I Games:

Saint Peter's

Average RPI Win:	270	WON-LOST	WINNING	LAST 10		STRENGTH OF	OPP. STRENGTH	TEAM		ADJ	CONF.	ADJ CONF.	
Average RPI Loss:	202	RECORD	PCT. RANK	GAMES		SCHEDULE	OF SCHEDULE	RPI		RPI	RPI	RPI	
DIV. I ONLY		4-16-0	.2	271	2-8-0	275	279	281		.32425	281	29	29
DIV. I NON-CONF.		4-12-0	.25	242	2-4-0	287	288	285		.31589	287	29	29
<hr/>													
TOTALS	RPI 1-25	RPI 26-50			W-L RECORDS		RPI 51-100		RPI 101-150			RPI 150+	
4-16-0	0-0-0	0-0-0			OVERALL		0-0-0		0-3-0			4-13-0	
2-4-0	0-0-0	0-0-0			HOME		0-0-0		0-0-0			2-4-0	
0-2-0	0-0-0	0-0-0			AWAY		0-0-0		0-2-0			0-0-0	
2-10-0	0-0-0	0-0-0			NEUTRAL		0-0-0		0-1-0			2-9-0	
4-12-0	0-0-0	0-0-0			NON-CONFERENCE		0-0-0		0-3-0			4-9-0	
2-0-0	0-0-0	0-0-0			HOME		0-0-0		0-0-0			2-0-0	
0-2-0	0-0-0	0-0-			AWAY		0-0-0		0-2-0			0-0-0	
2-10-0	0-0-0	0-0-0			NEUTRAL		0-0-0		0-1-0			2-9-0	
0-4-0	0-0-0	0-0-0			CONFERENCE		0-0-0		0-0-0			0-4-0	
0-4-0	0-0-0	0-0-0			HOME		0-0-0		0-0-0			0-4-0	
0-0-0	0-0-0	0-0-0			AWAY		0-0-0		0-0-0			0-0-0	
0-0-0	0-0-0	0-0-0			NEUTRAL		0-0-0		0-0-0			0-0-0	
RPI	S	Opponent	Score	RPI	S	Opponent	Score	RPI	S	Opponent	Score		
										123 N	Utah Valley	3	4
										135 A	Villanova	0	4
										135 A	Villanova	1	4
										151 N	Youngstown St.	4	9
										159 H	Lehigh	0	7
										159 H	Lehigh	1	8
										159 H	Lehigh	0	9
										159 H	Lehigh	3	11
										193 N	Florida A&M	4	5
										241 N	Green Bay	0	5
										250 N	Cleveland St.	5	4
										256 N	Bryant	2	3
										259 N	Wagner	6	1
										259 N	Wagner	2	3
										260 N	Detroit	2	6
										275 N	Columbia	2	4
										278 N	Howard	0	3
										285 H	Manhattan	3	0
										285 H	Manhattan	8	7
										285 N	Manhattan	0	1
LAST 10 GAMES													
						159 H	Lehigh	3	11	135 A	Villanova	0	4
						159 H	Lehigh	0	7	285 H	Manhattan	8	7
						159 H	Lehigh	1	8	285 H	Manhattan	3	0
						159 H	Lehigh	0	9	241 N	Green Bay	0	5
						135 A	Villanova	1	4	275 N	Columbia	2	4

Non-Div. I Games:

Lafayette

Average RPI Win: 282		WON-LOST	WINNING	LAST 10	STRENGTH OF		OPP. STRENGTH	TEAM	ADJ	CONF.	ADJ CONF.
Average RPI Loss: 188		RECORD	PCT. RANK	GAMES	SCHEDULE		OF SCHEDULE	RPI	RPI	RPI	RPI
DIV. I ONLY		3-31-0	.08824	287	2-8-0		268	272	286	.32275	282
DIV. I NON-CONF.		1-26-0	.03704	285	0-3-0		252	272	284	.33044	283
TOTALS		RPI 1-25	RPI 26-50		W-L RECORDS		RPI 51-100		RPI 101-150		RPI 150+
3-31-0		0-0-0	0-0-0		OVERALL		0-4-0		0-1-0		3-26-0
0-2-0		0-0-0	0-0-0		HOME		0-0-0		0-0-0		0-2-0
1-20-0		0-0-0	0-0-0		AWAY		0-4-0		0-1-0		1-15-0
2-9-0		0-0-0	0-0-0		NEUTRAL		0-0-0		0-0-0		2-9-0
1-26-0		0-0-0	0-0-0		NON-CONFERENCE		0-4-0		0-1-0		1-21-0
0-0-0		0-0-0	0-0-0		HOME		0-0-0		0-0-0		0-0-0
1-17-0		0-0-0	0-0-		AWAY		0-4-0		0-1-0		1-12-0
0-9-0		0-0-0	0-0-0		NEUTRAL		0-0-0		0-0-0		0-9-0
2-5-0		0-0-0	0-0-0		CONFERENCE		0-0-0		0-0-0		2-5-0
0-2-0		0-0-0	0-0-0		HOME		0-0-0		0-0-0		0-2-0
0-3-0		0-0-0	0-0-0		AWAY		0-0-0		0-0-0		0-3-0
2-0-0		0-0-0	0-0-0		NEUTRAL		0-0-0		0-0-0		2-0-0
RPI S	Opponent	Score	RPI S	Opponent	Score	RPI S	Opponent	Score	RPI S	Opponent	Score
						84 A	S.C. Upstate	2 8	117 A	North Carolina St.	0 13
						84 A	S.C. Upstate	0 8	155 N	Binghamton	1 7
						95 A	Longwood	2 6	155 N	Binghamton	2 3
						95 A	Longwood	1 6	177 A	Elon	6 15
									177 A	Elon	2 8
									182 A	Campbell	2 7
									182 A	Campbell	1 12
									182 A	Campbell	1 9
									182 A	Campbell	2 5
									198 A	UNC Greensboro	0 8
									200 N	Dayton	1 18
									202 N	Georgetown	5 13
									203 A	Bethune-Cookman	3 6
									203 A	Bethune-Cookman	0 8
									203 A	Bethune-Cookman	2 10
									208 A	Appalachian St.	1 12
									208 A	Appalachian St.	1 6
									208 N	Appalachian St.	0 11
									208 N	Appalachian St.	1 9
									217 N	Liberty	5 14
									226 N	Drexel	1 20
									226 N	Drexel	5 6
									244 A	Presbyterian	0 4
									244 A	Presbyterian	2 5
									248 H	Norfolk St.	1 7
									248 H	Norfolk St.	3 6
									269 A	UNC Wilmington	4 14
			LAST 10 GAMES			203 A	Bethune-Cookman	0 8	289 N	Md.-East. Shore	13 7
						203 A	Bethune-Cookman	3 6	289 N	Md.-East. Shore	6 2
						203 A	Bethune-Cookman	2 10	182 A	Campbell	2 5
						248 H	Norfolk St.	3 6	226 N	Drexel	1 20
						248 H	Norfolk St.	1 7	182 A	Campbell	2 7

Non-Div. I Games:

N.C. Central

RPI	S	Opponent	Score	
269	A	UNC Wilmington	6	4
289	N	Md.-East. Shore	6	2
289	N	Md.-East. Shore	13	7

N.C. Central

N
.
C
.
C
e
n
t
r
a
l

N
.
C
.
C
e
n
t
r
a
l

Average RPI Win: 259		WON-LOST	WINNING	LAST 10	STRENGTH OF	OPP. STRENGTH	TEAM	ADJ	CONF.	ADJ CONF.		
Average RPI Loss: 238		RECORD	PCT. RANK	GAMES	SCHEDULE	OF SCHEDULE	RPI	RPI	RPI	RPI		
DIV. I ONLY		5-6-0	.45455	158	4-3-0	289	285	282	.32077	283	31	31
DIV. I NON-CONF.		1-1-0	.5	131	0-0-0	246	179	189	.45682	201	31	31
<hr/>												
TOTALS		RPI 1-25		RPI 26-50		W-L RECORDS		RPI 51-100		RPI 101-150		RPI 150+
5-6-0		0-0-0		0-0-0		OVERALL		0-0-0		0-0-0		5-6-0
0-0-0		0-0-0		0-0-0		HOME		0-0-0		0-0-0		0-0-0
3-4-0		0-0-0		0-0-0		AWAY		0-0-0		0-0-0		3-4-0
2-2-0		0-0-0		0-0-0		NEUTRAL		0-0-0		0-0-0		2-2-0
1-1-0		0-0-0		0-0-0		NON-CONFERENCE		0-0-0		0-0-0		1-1-0
0-0-0		0-0-0		0-0-0		HOME		0-0-0		0-0-0		0-0-0
1-1-0		0-0-0		0-0-		AWAY		0-0-0		0-0-0		1-1-0
0-0-0		0-0-0		0-0-0		NEUTRAL		0-0-0		0-0-0		0-0-0
4-5-0		0-0-0		0-0-0		CONFERENCE		0-0-0		0-0-0		4-5-0
0-0-0		0-0-0		0-0-0		HOME		0-0-0		0-0-0		0-0-0
2-3-0		0-0-0		0-0-0		AWAY		0-0-0		0-0-0		2-3-0
2-2-0		0-0-0		0-0-0		NEUTRAL		0-0-0		0-0-0		2-2-0
RPI	S	Opponent	Score	RPI	S	Opponent	Score	RPI	S	Opponent	Score	
				</								

Average RPI Win:	263	WON-LOST RECORD	WINNING PCT. RANK	LAST 10 GAMES	STRENGTH OF SCHEDULE	OPP. STRENGTH OF SCHEDULE	TEAM RPI	ADJ RPI	CONF. RPI	ADJ CONF. RPI				
DIV. I ONLY		4-19-0	.17391 277	2-6-0	278	280	283	.31721 284	31	31				
DIV. I NON-CONF.		2-13-0	.13333 276	0-1-0	283	213	281	.33591 280	31	31				
<hr/>														
TOTALS	RPI 1-25	RPI 26-50		W-L RECORDS		RPI 51-100		RPI 101-150		RPI 150+				
4-19-0	0-0-0	0-0-0		OVERALL		0-1-0		0-3-0		4-15-0				
1-5-0	0-0-0	0-0-0		HOME		0-0-0		0-0-0		1-5-0				
2-5-0	0-0-0	0-0-0		AWAY		0-1-0		0-0-0		2-4-0				
1-9-0	0-0-0	0-0-0		NEUTRAL		0-0-0		0-3-0		1-6-0				
<hr/>														
2-13-0	0-0-0	0-0-0		NON-CONFERENCE		0-1-0		0-3-0		2-9-0				
0-3-0	0-0-0	0-0-0		HOME		0-0-0		0-0-0		0-3-0				
2-5-0	0-0-0	0-0-		AWAY		0-1-0		0-0-0		2-4-0				
0-5-0	0-0-0	0-0-0		NEUTRAL		0-0-0		0-3-0		0-2-0				
<hr/>														
2-6-0	0-0-0	0-0-0		CONFERENCE		0-0-0		0-0-0		2-6-0				
1-2-0	0-0-0	0-0-0		HOME		0-0-0		0-0-0		1-2-0				
0-0-0	0-0-0	0-0-0		AWAY		0-0-0		0-0-0		0-0-0				
1-4-0	0-0-0	0-0-0		NEUTRAL		0-0-0		0-0-0		1-4-0				
<hr/>														
RPI S	Opponent	Score	RPI S	Opponent	Score	RPI S	Opponent	Score	RPI S	Opponent	Score			
						71 A	McNeese St.	0 8	114 N	UT Martin	1 9			
						130 N	La.-Monroe	2 8						
						130 N	La.-Monroe	0 9						
						152 N	Northern Ill.	4 8						
						169 H	Northern Colo.	4 13						
						210 A	Southern Miss.	0 10						
						210 A	Southern Miss.	0 7						
						214 A	Northwestern St.	0 4						
						214 A	Northwestern St.	5 10						
						214 H	Northwestern St.	6 8						
						214 H	Northwestern St.	2 7						
						223 N	Akron	3 13						
						227 N	Jackson St.	6 7						
						227 N	Jackson St.	6 14						
						246 A	Southeastern La.	8 6						
						246 A	Southeastern La.	12 4						
						265 N	Alabama St.	2 6						
						277 N	Alcorn St.	2 1						
						283 H	Prairie View	6 8						
						283 H	Prairie View	0 9						
						283 H	Prairie View	9 1						
						LAST 10 GAMES						288 N	Alabama A&M	3 6
						283 H	Prairie View	6 8	288 N	Alabama A&M	3 6			
						283 H	Prairie View	9 1	227 N	Jackson St.	6 14			
						283 H	Prairie View	0 9	277 N	Alcorn St.	2 1			
71 A	McNeese St.	0 8	210 A	Southern Miss.	0 10									
265 N	Alabama St.	2 6	210 A	Southern Miss.	0 7									
<hr/>														
Non-Div. I Games:	LSU-Alexandria	2 0	LSU-Alexandria	1 4	LSU-Alexandria	6 7	LSU-Alexandria	0 3	Southern U.					

Average RPI Win:		281	WON-LOST		WINNING		LAST 10		STRENGTH OF		OPP. STRENGTH		TEAM		ADJ		CONF.		ADJ CONF.	
Average RPI Loss:		189	RECORD		PCT. RANK		GAMES		SCHEDULE		OF SCHEDULE		RPI		RPI		RPI		RPI	
DIV. I ONLY			1-20-0		.04762		288		0-10-0		258		267		285		.31372		285	
DIV. I NON-CONF.			1-18-0		.05263		284		0-8-0		257		278		283		.3214		285	
TOTALS		RPI 1-25		RPI 26-50		W-L RECORDS		RPI 51-100		RPI 101-150		RPI 150+								
1-20-0		0-0-0		0-2-0		OVERALL		0-0-0		0-3-0		1-15-0								
0-0-0		0-0-0		0-0-0		HOME		0-0-0		0-0-0		0-0-0								
0-7-0		0-0-0		0-0-0		AWAY		0-0-0		0-0-0		0-7-0								
1-13-0		0-0-0		0-2-0		NEUTRAL		0-0-0		0-3-0		1-8-0								
1-18-0		0-0-0		0-2-0		NON-CONFERENCE		0-0-0		0-3-0		1-13-0								
0-0-0		0-0-0		0-0-0		HOME		0-0-0		0-0-0		0-0-0								
0-5-0		0-0-0		0-0-		AWAY		0-0-0		0-0-0		0-5-0								
1-13-0		0-0-0		0-2-0		NEUTRAL		0-0-0		0-3-0		1-8-0								
0-2-0		0-0-0		0-0-0		CONFERENCE		0-0-0		0-0-0		0-2-0								
0-0-0		0-0-0		0-0-0		HOME		0-0-0		0-0-0		0-0-0								
0-2-0		0-0-0		0-0-0		AWAY		0-0-0		0-0-0		0-2-0								
0-0-0		0-0-0		0-0-0		NEUTRAL		0-0-0		0-0-0		0-0-0								
RPI	S	Opponent		Score		RPI	S	Opponent		Score		RPI	S	Opponent		Score				
				29	N	Texas Tech	2	7				115	N	Fairleigh Dickinson	1	6				
				29	N	Texas Tech	2	13				123	N	Utah Valley	1	4				
												147	N	Penn	1	9				
												159	N	Lehigh	3	6				
												165	A	St. John's (NY)	2	10				
												165	A	St. John's (NY)	4	8				
												167	A	Seton Hall	6	13				
												180	N	Monmouth	2	3				
												180	N	Monmouth	0	8				
												238	N	Neb. Omaha	0	5				
												240	A	Rider	0	4				
												240	A	Rider	4	6				
												241	N	Green Bay	0	9				
												250	N	Cleveland St.	6	10				
												274	N	Holy Cross	0	3				
												278	N	Howard	2	5				
												281	A	Lafayette	0	3				
												281	A	Lafayette	7	8				
												281	N	Lafayette	1	0				
LAST 10 GAMES																				
				240	A	Rider	4	6				165	A	St. John's (NY)	4	8				
				240	A	Rider	0	4				180	N	Monmouth	2	3				
				281	A	Lafayette	7	8				29	N	Texas Tech	2	7				
				281	A	Lafayette	0	3				29	N	Texas Tech	2	13				
				165	A	St. John's (NY)	2	10				180	N	Monmouth	0	8				

Non-Div. I Games:

Manhattan

Average RPI Win:	271	WON-LOST RECORD	WINNING PCT. RANK	LAST 10 GAMES	STRENGTH OF SCHEDULE	OPP. STRENGTH OF SCHEDULE	TEAM RPI	ADJ RPI	CONF. RPI	ADJ CONF. RPI		
DIV. I ONLY		3-13-0	.1875	275	2-6-0	286	270	287	.30046	286	31	31
DIV. I NON-CONF.		1-8-0	.11111	280	0-1-0	280	270	286	.32709	284	31	31
<hr/>												
TOTALS	RPI 1-25	RPI 26-50		W-L RECORDS		RPI 51-100		RPI 101-150		RPI 150+		
3-13-0	0-0-0	0-0-0		OVERALL		0-0-0		0-1-0		3-12-0		
0-1-0	0-0-0	0-0-0		HOME		0-0-0		0-0-0		0-1-0		
1-3-0	0-0-0	0-0-0		AWAY		0-0-0		0-1-0		1-2-0		
2-9-0	0-0-0	0-0-0		NEUTRAL		0-0-0		0-0-0		2-9-0		
1-8-0	0-0-0	0-0-0		NON-CONFERENCE		0-0-0		0-1-0		1-7-0		
0-1-0	0-0-0	0-0-0		HOME		0-0-0		0-0-0		0-1-0		
0-1-0	0-0-0	0-0-		AWAY		0-0-0		0-1-0		0-0-0		
1-6-0	0-0-0	0-0-0		NEUTRAL		0-0-0		0-0-0		1-6-0		
2-5-0	0-0-0	0-0-0		CONFERENCE		0-0-0		0-0-0		2-5-0		
0-0-0	0-0-0	0-0-0		HOME		0-0-0		0-0-0		0-0-0		
1-2-0	0-0-0	0-0-0		AWAY		0-0-0		0-0-0		1-2-0		
1-3-0	0-0-0	0-0-0		NEUTRAL		0-0-0		0-0-0		1-3-0		
RPI	S	Opponent	Score	RPI	S	Opponent	Score	RPI	S	Opponent	Score	
								130	A	La.-Monroe	3	12
								173	N	SIU Edwardsville	2	12
								178	N	Mississippi Val.	0	6
								187	H	Texas-Arlington	0	14
								193	N	Florida A&M	2	11
								214	N	Northwestern St.	1	10
								225	N	Southeast Mo. St.	3	21
								225	N	Southeast Mo. St.	8	15
								227	N	Jackson St.	4	11
								257	N	Savannah St.	4	1
								265	N	Alabama St.	1	11
								273	N	N.C. A&T	3	15
								277	N	Alcorn St.	4	3
								279	A	Ark.-Pine Bluff	5	6
								279	A	Ark.-Pine Bluff	4	5
								279	A	Ark.-Pine Bluff	8	5
LAST 10 GAMES												
								265	N	Alabama St.	1	11
								178	N	Mississippi Val.	0	6
								187	H	Texas-Arlington	0	14
								193	N	Florida A&M	2	11
								273	N	N.C. A&T	3	15
<hr/>												
Non-Div. I Games:	LSU-Alexandria	2	3	Texas Col.	7	4	LSU-Alexandria	12	6	Texas Col.	6	0
	Texas Col.	17	3	Texas Col.	15	0				Grambling		

Average RPI Win: 282		WON-LOST	WINNING		LAST 10	STRENGTH OF		OPP. STRENGTH	TEAM	ADJ	CONF.	ADJ CONF.			
Average RPI Loss: 231		RECORD	PCT. RANK		GAMES	SCHEDULE		OF SCHEDULE	RPI	RPI	RPI	RPI			
DIV. I ONLY		5-15-0	.25	258	3-7-0	284		289	284	.29746	287	30	30		
DIV. I NON-CONF.		1-5-0	.16667	268	1-2-0	203		287	270	.36847	271	30	30		
TOTALS		RPI 1-25	RPI 26-50		W-L RECORDS		RPI 51-100		RPI 101-150		RPI 150+				
5-15-0		0-0-0	0-0-0		OVERALL		0-0-0		0-2-0		5-13-0				
4-8-0		0-0-0	0-0-0		HOME		0-0-0		0-0-0		4-8-0				
0-5-0		0-0-0	0-0-0		AWAY		0-0-0		0-2-0		0-3-0				
1-2-0		0-0-0	0-0-0		NEUTRAL		0-0-0		0-0-0		1-2-0				
1-5-0		0-0-0	0-0-0		NON-CONFERENCE		0-0-0		0-2-0		1-3-0				
0-2-0		0-0-0	0-0-0		HOME		0-0-0		0-0-0		0-2-0				
0-2-0		0-0-0	0-0-		AWAY		0-0-0		0-2-0		0-0-0				
1-1-0		0-0-0	0-0-0		NEUTRAL		0-0-0		0-0-0		1-1-0				
4-10-0		0-0-0	0-0-0		CONFERENCE		0-0-0		0-0-0		4-10-0				
4-6-0		0-0-0	0-0-0		HOME		0-0-0		0-0-0		4-6-0				
0-3-0		0-0-0	0-0-0		AWAY		0-0-0		0-0-0		0-3-0				
0-1-0		0-0-0	0-0-0		NEUTRAL		0-0-0		0-0-0		0-1-0				
RPI	S	Opponent	Score	RPI	S	Opponent	Score	RPI	S	Opponent	Score	RPI	S	Opponent	Score
										124	A	Col. of Charleston	3	5	
										124	A	Col. of Charleston	1	6	
										178	N	Mississippi Val.	1	8	
										194	H	Gardner-Webb	4	13	
										194	H	Gardner-Webb	0	9	
										248	H	Norfolk St.	0	10	
										248	H	Norfolk St.	0	4	
										257	N	Savannah St.	2	10	
										266	H	Coppin St.	2	11	
										266	H	Coppin St.	0	15	
										266	H	Coppin St.	10	9	
										266	H	Coppin St.	3	5	
										273	A	N.C. A&T	0	12	
										273	A	N.C. A&T	3	4	
										273	A	N.C. A&T	1	3	
										276	H	Morgan St.	2	1	
										276	H	Morgan St.	2	4	
										288	N	Alabama A&M	5	3	
										289	H	Md.-East. Shore	5	4	
										289	H	Md.-East. Shore	7	3	
LAST 10 GAMES															
						273	A	N.C. A&T	3	4	194	H	Gardner-Webb	0	9
						273	A	N.C. A&T	0	12	194	H	Gardner-Webb	4	13
						273	A	N.C. A&T	1	3	248	H	Norfolk St.	0	10
						289	H	Md.-East. Shore	7	3	248	H	Norfolk St.	0	4
						289	H	Md.-East. Shore	5	4	288	N	Alabama A&M	5	3

Non-Div. I Games:	Davis & Elkins	17	5	Claflin	8	0	Benedict	3	6	Claflin	7	3
	Clark Atlanta	3	9	Brewton Parker	5	4	Virginia Union	14	3	Winston-Salem	3	9

S
o
u
t
h
C
a
r
o
l
i
n
a
S
t
.

S
o
u
t
h
C
a
r
o
l
i
n
a
S
t
.

Average RPI Win: 272		WON-LOST RECORD	WINNING PCT. RANK	LAST 10 GAMES	STRENGTH OF SCHEDULE	OPP. STRENGTH OF SCHEDULE	TEAM RPI	ADJ RPI		CONF. RPI	ADJ CONF. RPI
Average RPI Loss: 245											
DIV. I ONLY		4-10-0	.28571 244	3-5-0	288	281	288	.27	288	31	31
DIV. I NON-CONF.		1-6-0	.14286 273	0-1-0	289	268	289	.25397	289	31	31
TOTALS		RPI 1-25	RPI 26-50		W-L RECORDS		RPI 51-100		RPI 101-150		RPI 150+
4-10-0	0-0-0		0-0-0		OVERALL		0-0-0		0-0-0		4-10-0
2-2-0	0-0-0		0-0-0		HOME		0-0-0		0-0-0		2-2-0
0-3-0	0-0-0		0-0-0		AWAY		0-0-0		0-0-0		0-3-0
2-5-0	0-0-0		0-0-0		NEUTRAL		0-0-0		0-0-0		2-5-0
1-6-0	0-0-0		0-0-0		NON-CONFERENCE		0-0-0		0-0-0		1-6-0
0-1-0	0-0-0		0-0-0		HOME		0-0-0		0-0-0		0-1-0
0-3-0	0-0-0		0-0-		AWAY		0-0-0		0-0-0		0-3-0
1-2-0	0-0-0		0-0-0		NEUTRAL		0-0-0		0-0-0		1-2-0
3-4-0	0-0-0		0-0-0		CONFERENCE		0-0-0		0-0-0		3-4-0
2-1-0	0-0-0		0-0-0		HOME		0-0-0		0-0-0		2-1-0
0-0-0	0-0-0		0-0-0		AWAY		0-0-0		0-0-0		0-0-0
1-3-0	0-0-0		0-0-0		NEUTRAL		0-0-0		0-0-0		1-3-0
RPI S	Opponent	Score	RPI S	Opponent	Score	RPI S	Opponent	Score	RPI S	Opponent	Score
									186 H	Eastern Ill.	0 8
									193 N	Florida A&M	2 10
									228 A	Belmont	3 6
									228 A	Belmont	2 3
									228 A	Belmont	0 11
									265 H	Alabama St.	4 2
									265 H	Alabama St.	0 7
									265 H	Alabama St.	7 2
									270 N	Texas Southern	0 10
									273 N	N.C. A&T	5 2
									279 N	Ark.-Pine Bluff	2 5
									283 N	Prairie View	3 4
									284 N	Southern U.	6 3
									287 N	South Carolina St.	3 5
LAST 10 GAMES											
			265 H	Alabama St.	4 2		270 N	Texas Southern	0 10		
			265 H	Alabama St.	0 7		283 N	Prairie View	3 4		
			265 H	Alabama St.	7 2		186 H	Eastern Ill.	0 8		
			279 N	Ark.-Pine Bluff	2 5		228 A	Belmont	3 6		
			284 N	Southern U.	6 3		228 A	Belmont	2 3		
Non-Div. I Games:	Huntingdon	4 5	Kentucky St.	2 4	Birmingham-So.	0 6	Albany St. (GA)	8 7			
	Ala.-Huntsville	3 6	Ala.-Huntsville	2 8	Centre	3 2	Case	Alabama A&M	1 0		

Average RPI Win:		0	WON-LOST RECORD		WINNING PCT. RANK		LAST 10 GAMES		STRENGTH OF SCHEDULE		OPP. STRENGTH OF SCHEDULE		TEAM RPI		ADJ RPI		CONF. RPI		ADJ CONF. RPI				
Average RPI Loss:		258																					
DIV. I ONLY			0-19-0		0	289	0-10-0		287		288		289		.18317	289	30		30				
DIV. I NON-CONF.			0-3-0		0	286	0-0-0		250		231		287		.31763	286	30		30				
TOTALS		RPI 1-25		RPI 26-50		W-L RECORDS		RPI 51-100		RPI 101-150		RPI 150+											
0-19-0		0-0-0		0-0-0		OVERALL		0-0-0		0-2-0		0-17-0											
0-5-0		0-0-0		0-0-0		HOME		0-0-0		0-0-0		0-5-0											
0-9-0		0-0-0		0-0-0		AWAY		0-0-0		0-0-0		0-9-0											
0-5-0		0-0-0		0-0-0		NEUTRAL		0-0-0		0-2-0		0-3-0											
0-3-0		0-0-0		0-0-0		NON-CONFERENCE		0-0-0		0-2-0		0-1-0											
0-0-0		0-0-0		0-0-0		HOME		0-0-0		0-0-0		0-0-0											
0-1-0		0-0-0		0-0-		AWAY		0-0-0		0-0-0		0-1-0											
0-2-0		0-0-0		0-0-0		NEUTRAL		0-0-0		0-2-0		0-0-0											
0-16-0		0-0-0		0-0-0		CONFERENCE		0-0-0		0-0-0		0-16-0											
0-5-0		0-0-0		0-0-0		HOME		0-0-0		0-0-0		0-5-0											
0-8-0		0-0-0		0-0-0		AWAY		0-0-0		0-0-0		0-8-0											
0-3-0		0-0-0		0-0-0		NEUTRAL		0-0-0		0-0-0		0-3-0											
RPI	S	Opponent		Score		RPI	S	Opponent		Score		RPI	S	Opponent		Score							
														133	N	Central Conn. St.	0	9					
														133	N	Central Conn. St.	0	7					
														257	H	Savannah St.	0	8					
														257	H	Savannah St.	1	10					
														261	A	Hampton	1	9					
														261	N	Hampton	0	9					
														266	A	Coppin St.	0	5					
														266	A	Coppin St.	1	9					
														266	A	Coppin St.	1	5					
														273	A	N.C. A&T	3	7					
														273	A	N.C. A&T	5	11					
														277	A	Alcorn St.	3	13					
														278	H	Howard	1	4					
														278	H	Howard	8	12					
														278	H	Howard	2	4					
														282	N	N.C. Central	2	6					
														282	N	N.C. Central	7	13					
														287	A	South Carolina St.	4	5					
														287	A	South Carolina St.	3	7					
						LAST 10 GAMES																	
						266	A	Coppin St.	1	9	278	H	Howard	1	4								
						266	A	Coppin St.	0	5	273	A	N.C. A&T	3	7								
						266	A	Coppin St.	1	5	273	A	N.C. A&T	5	11								
						278	H	Howard	8	12	287	A	South Carolina St.	3	7								
						278	H	Howard	2	4	287	A	South Carolina St.	4	5								
Non-Div. I Games:		Goldey-Beacom		7	14	Goldey-Beacom		4	10	Miles		11	19	Stillman		9	17	Md.-East. Shore					