

Average RPI Win: 60		WON-LOST	WINNING	LAST 10	STRENGTH OF		OPP. STRENGTH	TEAM	ADJ	CONF.	ADJ CONF.
Average RPI Loss: 7		RECORD	PCT. RANK	GAMES	SCHEDULE		OF SCHEDULE	RPI	RPI	RPI	RPI
DIV. I ONLY		53-5-0	.91379	2	8-2-0		4	1	1	.73816	1
DIV. I NON-CONF.		32-0-0	1	1	1-0-0		13	3	1	.73346	1
TOTALS		RPI 1-25	RPI 26-50		W-L RECORDS		RPI 51-100		RPI 101-150		RPI 150+
53-5-0		21-5-0	12-0-0		OVERALL		8-0-0		7-0-0		5-0-0
26-2-0		9-2-0	4-0-0		HOME		5-0-0		4-0-0		4-0-0
13-2-0		9-2-0	4-0-0		AWAY		0-0-0		0-0-0		0-0-0
14-1-0		3-1-0	4-0-0		NEUTRAL		3-0-0		3-0-0		1-0-0
32-0-0		10-0-0	5-0-0		NON-CONFERENCE		5-0-0		7-0-0		5-0-0
16-0-0		5-0-0	1-0-0		HOME		2-0-0		4-0-0		4-0-0
3-0-0		2-0-0	1-0-		AWAY		0-0-0		0-0-0		0-0-0
13-0-0		3-0-0	3-0-0		NEUTRAL		3-0-0		3-0-0		1-0-0
21-5-0		11-5-0	7-0-0		CONFERENCE		3-0-0		0-0-0		0-0-0
10-2-0		4-2-0	3-0-0		HOME		3-0-0		0-0-0		0-0-0
10-2-0		7-2-0	3-0-0		AWAY		0-0-0		0-0-0		0-0-0
1-1-0		0-1-0	1-0-0		NEUTRAL		0-0-0		0-0-0		0-0-0
RPI S	Opponent	Score	RPI S	Opponent	Score	RPI S	Opponent	Score	RPI S	Opponent	Score
2 N	Michigan	8 0	27 N	Utah	1 0	57 N	Jacksonville St.	10 0	104 H	FIU	3 1
4 H	Alabama	3 2	30 A	Ole Miss	8 0	65 N	UAB	8 0	104 H	FIU	10 0
4 H	Alabama	0 3	30 A	Ole Miss	4 2	67 H	Arkansas	8 0	115 H	Illinois St.	7 2
4 H	Alabama	1 2	30 A	Ole Miss	6 1	67 H	Arkansas	9 0	115 H	Illinois St.	11 1
5 A	Auburn	8 5	30 N	Ole Miss	1 0	67 H	Arkansas	5 0	115 N	Illinois St.	11 0
5 A	Auburn	6 3	33 A	UCF	3 1	97 N	North Carolina St.	5 2	127 N	Elon	3 1
5 A	Auburn	4 5	34 N	Nebraska	8 0	100 H	Jacksonville	10 0	136 N	SFA	6 2
5 N	Auburn	1 2	38 H	Mississippi St.	6 3	100 H	Jacksonville	6 0	171 N	Omaha	9 0
6 A	Florida St.	7 1	38 H	Mississippi St.	3 1				214 H	Winthrop	7 0
6 H	Florida St.	1 0	38 H	Mississippi St.	16 0				223 H	Florida A&M	4 1
8 N	Washington	3 1	43 N	Virginia Tech	8 0				243 H	South Dakota	9 0
10 H	La.-Lafayette	5 1	44 H	South Ala.	9 0				243 H	South Dakota	9 0
10 H	La.-Lafayette	14 1									
10 H	La.-Lafayette	3 0									
11 A	LSU	3 0									
11 A	LSU	3 0									
11 A	LSU	6 2									
14 H	Tennessee	4 2									
14 H	Tennessee	5 0									
14 H	Tennessee	3 0									
15 N	UCLA	2 1									
17 A	Texas A&M	14 3									
17 A	Texas A&M	4 6									
17 A	Texas A&M	7 3									
21 A	South Fla.	11 1									
21 H	South Fla.	3 0									
			LAST 10 GAMES								
			5 N	Auburn	1 2	6 A	Florida St.	7 1			
			30 N	Ole Miss	1 0	17 A	Texas A&M	4 6			
			67 H	Arkansas	8 0	17 A	Texas A&M	7 3			
			67 H	Arkansas	5 0	17 A	Texas A&M	14 3			
			67 H	Arkansas	9 0	38 H	Mississippi St.	3 1			

Non-Div. I Games:

Florida

Average RPI Win:	74	WON-LOST	WINNING	LAST 10	STRENGTH OF	OPP. STRENGTH	TEAM	ADJ	CONF.	ADJ CONF.		
Average RPI Loss:	22	RECORD	PCT. RANK	GAMES	SCHEDULE	OF SCHEDULE	RPI	RPI	RPI	RPI		
DIV. I ONLY		46-5-0	.90196	3	9-1-0	32	10	5	.70076	2	5	5
DIV. I NON-CONF.		23-2-0	.92	4	1-0-0	7	1	2	.7292	2	4	4
<hr/>												
TOTALS	RPI 1-25	RPI 26-50		W-L RECORDS		RPI 51-100		RPI 101-150		RPI 150+		
46-5-0	8-3-0	15-2-0		OVERALL		9-0-0		8-0-0		6-0-0		
16-1-0	0-0-0	5-1-0		HOME		1-0-0		4-0-0		6-0-0		
13-1-0	4-0-0	2-1-0		AWAY		6-0-0		1-0-0		0-0-0		
17-3-0	4-3-0	8-0-0		NEUTRAL		2-0-0		3-0-0		0-0-0		
23-2-0	8-2-0	8-0-0		NON-CONFERENCE		1-0-0		3-0-0		3-0-0		
3-0-0	0-0-0	0-0-0		HOME		0-0-0		0-0-0		3-0-0		
4-0-0	4-0-0	0-0-		AWAY		0-0-0		0-0-0		0-0-0		
16-2-0	4-2-0	8-0-0		NEUTRAL		1-0-0		3-0-0		0-0-0		
23-3-0	0-1-0	7-2-0		CONFERENCE		8-0-0		5-0-0		3-0-0		
13-1-0	0-0-0	5-1-0		HOME		1-0-0		4-0-0		3-0-0		
9-1-0	0-0-0	2-1-0		AWAY		6-0-0		1-0-0		0-0-0		
1-1-0	0-1-0	0-0-0		NEUTRAL		1-0-0		0-0-0		0-0-0		
RPI S	Opponent	Score		RPI S	Opponent	Score		RPI S	Opponent	Score		
1 N	Florida	0	8	31 N	Oklahoma St.	11	2	69 A	Penn St.	4	2	
3 N	Oklahoma	16	9	34 A	Nebraska	0	1	69 A	Penn St.	13	3	
6 A	Florida St.	10	3	34 A	Nebraska	4	1	69 A	Penn St.	12	0	
6 A	Florida St.	6	2	34 A	Nebraska	8	6	69 H	Penn St.	6	1	
8 N	Washington	5	6	35 N	North Carolina	11	6	75 A	Indiana	12	4	
12 N	Missouri	13	0	36 N	California	4	0	75 A	Indiana	8	0	
15 A	UCLA	8	6	37 N	Long Beach St.	10	4	75 A	Indiana	11	5	
20 N	Minnesota	3	4	37 N	Long Beach St.	11	0	75 N	Indiana	10	0	
21 A	South Fla.	11	2	42 H	Ohio St.	5	1	97 N	North Carolina St.	9	1	
24 N	Oregon St.	9	3	42 H	Ohio St.	8	0					
25 N	South Carolina	15	3	42 H	Ohio St.	5	3					
				43 N	Virginia Tech	9	1					
				43 N	Virginia Tech	3	1					
				43 N	Virginia Tech	6	1					
				45 H	Northwestern	11	3					
				45 H	Northwestern	12	13					
				45 H	Northwestern	11	3					
				LAST 10 GAMES								
				69 H	Penn St.	6	1	114 H	Rutgers	9	1	
				20 N	Minnesota	3	4	69 A	Penn St.	13	3	
				75 N	Indiana	10	0	69 A	Penn St.	12	0	
				114 H	Rutgers	8	0	69 A	Penn St.	4	2	
				114 H	Rutgers	11	1	160 H	Central Mich.	5	2	

Non-Div. I Games:

Michigan

Average RPI Win: 81		WON-LOST	WINNING	LAST 10	STRENGTH OF		OPP. STRENGTH	TEAM	ADJ	CONF.	ADJ CONF.
Average RPI Loss: 22		RECORD	PCT. RANK	GAMES	SCHEDULE		OF SCHEDULE	RPI	RPI	RPI	RPI
DIV. I ONLY		47-7-0	.87037	5	10-0-0		15	27	4	.69176	3
DIV. I NON-CONF.		30-6-0	.83333	15	2-0-0		9	27	5	.68088	4
TOTALS		RPI 1-25	RPI 26-50		W-L RECORDS		RPI 51-100		RPI 101-150		RPI 150+
47-7-0		7-5-0	13-2-0		OVERALL		12-0-0		6-0-0		9-0-0
19-2-0		0-1-0	7-1-0		HOME		5-0-0		2-0-0		5-0-0
12-1-0		4-0-0	2-1-0		AWAY		3-0-0		3-0-0		0-0-0
16-4-0		3-4-0	4-0-0		NEUTRAL		4-0-0		1-0-0		4-0-0
30-6-0		4-5-0	5-1-0		NON-CONFERENCE		9-0-0		3-0-0		9-0-0
10-1-0		0-1-0	1-0-0		HOME		2-0-0		2-0-0		5-0-0
5-1-0		1-0-0	1-0-		AWAY		3-0-0		0-0-0		0-0-0
15-4-0		3-4-0	3-0-0		NEUTRAL		4-0-0		1-0-0		4-0-0
17-1-0		3-0-0	8-1-0		CONFERENCE		3-0-0		3-0-0		0-0-0
9-1-0		0-0-0	6-1-0		HOME		3-0-0		0-0-0		0-0-0
7-0-0		3-0-0	1-0-0		AWAY		0-0-0		3-0-0		0-0-0
1-0-0		0-0-0	1-0-0		NEUTRAL		0-0-0		0-0-0		0-0-0
RPI S	Opponent	Score	RPI S	Opponent	Score	RPI S	Opponent	Score	RPI S	Opponent	Score
2 N	Michigan	9 16	27 N	Utah	6 2	51 H	BYU	3 0	118 N	Lipscomb	2 0
4 N	Alabama	2 0	28 H	Texas	5 3	51 H	BYU	8 0	142 H	Dartmouth	7 0
8 N	Washington	3 10	28 H	Texas	9 8	53 N	Grand Canyon	7 1	142 H	Dartmouth	9 0
13 A	Baylor	7 4	28 H	Texas	5 3	66 A	New Mexico St.	11 1	150 A	Iowa St.	12 1
13 A	Baylor	4 0	29 A	Cal St. Fullerton	5 7	66 A	New Mexico St.	8 0	150 A	Iowa St.	8 1
13 A	Baylor	5 0	31 A	Oklahoma St.	8 0	67 A	Arkansas	3 1	150 A	Iowa St.	4 2
14 A	Tennessee	9 0	31 H	Oklahoma St.	5 2	71 H	Texas Tech	4 0	155 H	North Texas	6 1
15 N	UCLA	11 7	31 N	Oklahoma St.	10 2	71 H	Texas Tech	10 1	156 N	Radford	9 0
18 N	Fresno St.	3 2	34 N	Nebraska	4 2	71 H	Texas Tech	8 0	166 H	Saint Louis	9 4
20 H	Minnesota	10 12	37 N	Long Beach St.	7 0	76 N	DePaul	6 1	177 N	Creighton	11 4
20 N	Minnesota	0 1	39 A	Tulsa	4 1	88 N	Syracuse	7 0	181 H	Maryland	11 0
24 N	Oregon St.	4 6	48 H	Wichita St.	10 1	91 N	Lamar	12 2	181 H	Maryland	11 2
			49 H	Kansas	4 0				182 N	Western Mich.	12 0
			49 H	Kansas	5 2				188 H	UMKC	10 0
			49 H	Kansas	2 5				188 N	UMKC	8 4
LAST 10 GAMES											
			31 H	Oklahoma St.	5 2	39 A	Tulsa	4 1			
			31 A	Oklahoma St.	8 0	150 A	Iowa St.	12 1			
			71 H	Texas Tech	10 1	150 A	Iowa St.	4 2			
			71 H	Texas Tech	4 0	150 A	Iowa St.	8 1			
			71 H	Texas Tech	8 0	118 N	Lipscomb	2 0			

Non-Div. I Games:

Oklahoma

Alabama

Average RPI Win: 69		WON-LOST	WINNING	LAST 10		STRENGTH OF		OPP. STRENGTH	TEAM	ADJ	CONF.	ADJ CONF.		
Average RPI Loss: 17		RECORD	PCT. RANK	GAMES		SCHEDULE		OF SCHEDULE	RPI	RPI	RPI	RPI		
DIV. I ONLY		46-12-0	.7931	12	7-3-0	3		8	2	.69171	4	1	1	
DIV. I NON-CONF.		28-3-0	.90323	6	0-0-0	25		41	7	.67436	5	1	1	
TOTALS		RPI 1-25	RPI 26-50		W-L RECORDS		RPI 51-100		RPI 101-150		RPI 150+			
46-12-0		17-10-0	7-1-0		OVERALL		11-1-0		3-0-0		8-0-0			
22-4-0		9-3-0	5-0-0		HOME		4-1-0		0-0-0		4-0-0			
13-6-0		7-5-0	2-1-0		AWAY		4-0-0		0-0-0		0-0-0			
11-2-0		1-2-0	0-0-0		NEUTRAL		3-0-0		3-0-0		4-0-0			
28-3-0		3-1-0	3-1-0		NON-CONFERENCE		11-1-0		3-0-0		8-0-0			
12-1-0		2-0-0	2-0-0		HOME		4-1-0		0-0-0		4-0-0			
5-1-0		0-0-0	1-0-		AWAY		4-0-0		0-0-0		0-0-0			
11-1-0		1-1-0	0-0-0		NEUTRAL		3-0-0		3-0-0		4-0-0			
18-9-0		14-9-0	4-0-0		CONFERENCE		0-0-0		0-0-0		0-0-0			
10-3-0		7-3-0	3-0-0		HOME		0-0-0		0-0-0		0-0-0			
8-5-0		7-5-0	1-0-0		AWAY		0-0-0		0-0-0		0-0-0			
0-1-0		0-1-0	0-0-0		NEUTRAL		0-0-0		0-0-0		0-0-0			
RPI	S	Opponent	Score		RPI	S	Opponent	Score		RPI	S	Opponent	Score	
1	A	Florida	2	1	29	A	Cal St. Fullerton	2	1	52	H	North Dakota St.	1	2
1	A	Florida	3	0	33	A	UCF	1	8	52	H	North Dakota St.	15	2
1	A	Florida	2	3	38	A	Mississippi St.	7	5	53	N	Grand Canyon	9	0
3	N	Oklahoma	0	2	38	H	Mississippi St.	7	1	57	A	Jacksonville St.	10	3
5	N	Auburn	4	6	38	H	Mississippi St.	8	1	60	A	Georgia St.	9	0
7	N	James Madison	2	1	38	H	Mississippi St.	8	0	63	N	Fordham	9	1
11	A	LSU	1	8	44	H	South Ala.	4	2	65	A	UAB	7	0
11	A	LSU	10	3	50	H	Samford	10	0	72	H	Troy	8	0
11	A	LSU	2	6						76	H	DePaul	12	4
12	H	Missouri	16	2						76	N	DePaul	14	6
12	H	Missouri	3	7						77	A	Southern Miss.	7	1
12	H	Missouri	9	1						94	H	Marshall	4	2
14	H	Tennessee	6	5										
16	H	Kentucky	3	0										
16	H	Kentucky	2	3										
16	H	Kentucky	7	1										
17	A	Texas A&M	8	3										
17	A	Texas A&M	1	14										
17	A	Texas A&M	8	7										
19	H	Georgia	5	9										
19	H	Georgia	9	7										
19	H	Georgia	7	2										
22	H	Arizona	4	3										
22	H	Arizona	9	1										
25	A	South Carolina	5	1										
25	A	South Carolina	1	2										
25	A	South Carolina	3	1										
					LAST 10 GAMES									
					5	N	Auburn	4	6	25	A	South Carolina	5	1
					38	A	Mississippi St.	7	5	25	A	South Carolina	1	2
					19	H	Georgia	5	9	25	A	South Carolina	3	1
					19	H	Georgia	9	7	16	H	Kentucky	3	0
					19	H	Georgia	7	2	16	H	Kentucky	7	1

Non-Div. I Games:

Alabama

Average RPI Win: 79		WON-LOST	WINNING	LAST 10	STRENGTH OF	OPP. STRENGTH	TEAM	ADJ	CONF.	ADJ CONF.				
Average RPI Loss: 13		RECORD	PCT. RANK	GAMES	SCHEDULE	OF SCHEDULE	RPI	RPI	RPI	RPI				
DIV. I ONLY		49-9-0	.84483	9	6-4-0	17	5	6	.68775	5	1	1		
DIV. I NON-CONF.		30-2-0	.9375	2	0-0-0	67	40	9	.66785	8	1	1		
<hr/>														
TOTALS		RPI 1-25	RPI 26-50		W-L RECORDS		RPI 51-100		RPI 101-150		RPI 150+			
49-9-0		16-8-0	5-1-0		OVERALL		16-0-0		3-0-0		9-0-0			
31-5-0		10-5-0	0-0-0		HOME		9-0-0		3-0-0		9-0-0			
12-3-0		3-2-0	4-1-0		AWAY		5-0-0		0-0-0		0-0-0			
6-1-0		3-1-0	1-0-0		NEUTRAL		2-0-0		0-0-0		0-0-0			
30-2-0		2-2-0	3-0-0		NON-CONFERENCE		13-0-0		3-0-0		9-0-0			
22-1-0		1-1-0	0-0-0		HOME		9-0-0		3-0-0		9-0-0			
4-0-0		0-0-0	2-0-		AWAY		2-0-0		0-0-0		0-0-0			
4-1-0		1-1-0	1-0-0		NEUTRAL		2-0-0		0-0-0		0-0-0			
19-7-0		14-6-0	2-1-0		CONFERENCE		3-0-0		0-0-0		0-0-0			
9-4-0		9-4-0	0-0-0		HOME		0-0-0		0-0-0		0-0-0			
8-3-0		3-2-0	2-1-0		AWAY		3-0-0		0-0-0		0-0-0			
2-0-0		2-0-0	0-0-0		NEUTRAL		0-0-0		0-0-0		0-0-0			
RPI	S	Opponent	Score		RPI	S	Opponent	Score		RPI	S	Opponent	Score	
1	H	Florida	3	6	31	N	Oklahoma St.	6	1	56	H	Boston College	5	1
1	H	Florida	5	8	33	A	UCF	2	0	56	H	Boston College	6	0
1	H	Florida	5	4	38	A	Mississippi St.	2	0	60	A	Georgia St.	8	4
1	N	Florida	2	1	38	A	Mississippi St.	3	2	60	H	Georgia St.	7	0
4	N	Alabama	6	4	38	A	Mississippi St.	3	6	60	H	Georgia St.	9	0
6	H	Florida St.	3	4	50	A	Samford	18	1	61	H	Longwood	6	5
6	H	Florida St.	9	6						61	H	Longwood	5	2
7	N	James Madison	2	3						61	H	Longwood	2	1
11	H	LSU	7	1						63	N	Fordham	18	1
14	A	Tennessee	2	10						65	A	UAB	8	1
14	A	Tennessee	1	12						67	A	Arkansas	10	0
16	A	Kentucky	6	5						67	A	Arkansas	21	0
16	A	Kentucky	3	1						67	A	Arkansas	23	0
16	A	Kentucky	9	0						72	H	Troy	8	1
17	H	Texas A&M	5	4						75	H	Indiana	8	7
17	H	Texas A&M	5	6						76	N	DePaul	18	0
17	H	Texas A&M	6	13										
19	H	Georgia	13	2										
19	H	Georgia	4	3										
19	H	Georgia	2	1										
21	N	South Fla.	6	0										
25	H	South Carolina	4	3										
25	H	South Carolina	5	2										
25	H	South Carolina	10	0										
					LAST 10 GAMES									
					11	H	LSU	7	1	17	H	Texas A&M	5	6
					4	N	Alabama	6	4	14	A	Tennessee	1	12
					1	N	Florida	2	1	14	A	Tennessee	2	10
					17	H	Texas A&M	5	4	19	H	Georgia	2	1
					17	H	Texas A&M	6	13	19	H	Georgia	13	2

Non-Div. I Games:

Auburn

Average RPI Win:		81	WON-LOST RECORD		WINNING PCT. RANK		LAST 10 GAMES		STRENGTH OF SCHEDULE		OPP. STRENGTH OF SCHEDULE		TEAM RPI		ADJ RPI		CONF. RPI		ADJ CONF. RPI					
DIV. I ONLY			48-8-0		.85714		7		8-2-0		8		31		3		.68691		6		4		4	
DIV. I NON-CONF.			24-6-0		.8		21		1-1-0		4		20		6		.67381		6		5		5	
TOTALS		RPI 1-25		RPI 26-50				W-L RECORDS				RPI 51-100				RPI 101-150				RPI 150+				
48-8-0		4-5-0		14-3-0				OVERALL				20-0-0				4-0-0				6-0-0				
23-4-0		2-3-0		6-1-0				HOME				10-0-0				1-0-0				4-0-0				
15-3-0		2-2-0		5-1-0				AWAY				7-0-0				1-0-0				0-0-0				
10-1-0		0-0-0		3-1-0				NEUTRAL				3-0-0				2-0-0				2-0-0				
24-6-0		4-5-0		3-1-0				NON-CONFERENCE				7-0-0				4-0-0				6-0-0				
12-3-0		2-3-0		1-0-0				HOME				4-0-0				1-0-0				4-0-0				
5-2-0		2-2-0		1-0-				AWAY				1-0-0				1-0-0				0-0-0				
7-1-0		0-0-0		1-1-0				NEUTRAL				2-0-0				2-0-0				2-0-0				
24-2-0		0-0-0		11-2-0				CONFERENCE				13-0-0				0-0-0				0-0-0				
11-1-0		0-0-0		5-1-0				HOME				6-0-0				0-0-0				0-0-0				
10-1-0		0-0-0		4-1-0				AWAY				6-0-0				0-0-0				0-0-0				
3-0-0		0-0-0		2-0-0				NEUTRAL				1-0-0				0-0-0				0-0-0				
RPI	S	Opponent		Score		RPI	S	Opponent		Score		RPI	S	Opponent		Score		RPI	S	Opponent		Score		
1	A	Florida		0	1	26	A	Notre Dame		4	5	55	A	CSUN		12	3	104	A	FIU		7	1	
1	H	Florida		1	7	26	A	Notre Dame		14	5	55	N	CSUN		10	0	106	N	St. John's (NY)		5	2	
2	H	Michigan		2	6	26	N	Notre Dame		7	3	56	A	Boston College		2	0	132	N	LIU Brooklyn		12	0	
2	H	Michigan		3	10	29	A	Cal St. Fullerton		10	1	56	A	Boston College		9	6	136	H	SFA		11	0	
5	A	Auburn		6	9	33	H	UCF		7	1	56	A	Boston College		10	2	201	H	Bradley		14	0	
5	A	Auburn		4	3	35	A	North Carolina		15	6	65	H	UAB		10	0	201	H	Bradley		9	0	
15	A	UCLA		3	0	35	A	North Carolina		9	6	65	H	UAB		10	0	202	N	UC Davis		17	3	
20	H	Minnesota		5	4	35	A	North Carolina		12	5	68	H	Hofstra		8	0	222	N	Valparaiso		16	5	
20	H	Minnesota		2	0	35	N	North Carolina		7	1	79	N	Cal Poly		3	1	223	H	Florida A&M		12	3	
						39	N	Tulsa		8	0	87	A	Pittsburgh		15	5	223	H	Florida A&M		10	1	
						43	H	Virginia Tech		2	0	87	A	Pittsburgh		16	11							
						43	H	Virginia Tech		13	1	87	A	Pittsburgh		4	3							
						43	H	Virginia Tech		3	1	87	N	Pittsburgh		8	0							
						46	H	Louisville		9	0	88	H	Syracuse		3	0							
						46	H	Louisville		0	4	88	H	Syracuse		4	2							
						46	H	Louisville		4	3	88	H	Syracuse		4	1							
						47	N	Illinois		1	5	97	H	North Carolina St.		12	4							
												97	H	North Carolina St.		5	4							
												97	H	North Carolina St.		10	2							
												100	H	Jacksonville		4	0							
LAST 10 GAMES																								
						26	N	Notre Dame		7	3	46	H	Louisville		9	0							
						35	N	North Carolina		7	1	223	H	Florida A&M		12	3							
						87	N	Pittsburgh		8	0	1	H	Florida		1	7							
						46	H	Louisville		4	3	87	A	Pittsburgh		15	5							
						46	H	Louisville		0	4	87	A	Pittsburgh		16	11							

Non-Div. I Games:

Florida St.

Average RPI Win:	98	WON-LOST RECORD	WINNING PCT. RANK	LAST 10 GAMES	STRENGTH OF SCHEDULE	OPP. STRENGTH OF SCHEDULE	TEAM RPI	ADJ RPI	CONF. RPI	ADJ CONF. RPI				
DIV. I ONLY		46-4-0	.92	1	9-1-0	36	41	7	.68306	7	8	8		
DIV. I NON-CONF.		25-3-0	.89286	9	0-0-0	39	4	8	.66916	7	9	9		
<hr/>														
TOTALS	RPI 1-25	RPI 26-50		W-L RECORDS		RPI 51-100		RPI 101-150		RPI 150+				
46-4-0	4-1-0	6-2-0		OVERALL		18-0-0		10-1-0		8-0-0				
14-0-0	0-0-0	0-0-0		HOME		11-0-0		1-0-0		2-0-0				
17-2-0	2-0-0	3-1-0		AWAY		3-0-0		6-1-0		3-0-0				
15-2-0	2-1-0	3-1-0		NEUTRAL		4-0-0		3-0-0		3-0-0				
25-3-0	4-1-0	6-2-0		NON-CONFERENCE		4-0-0		6-0-0		5-0-0				
3-0-0	0-0-0	0-0-0		HOME		0-0-0		1-0-0		2-0-0				
7-1-0	2-0-0	3-0-		AWAY		0-0-0		2-0-0		0-0-0				
15-2-0	2-1-0	3-1-0		NEUTRAL		4-0-0		3-0-0		3-0-0				
21-1-0	0-0-0	0-0-0		CONFERENCE		14-0-0		4-1-0		3-0-0				
11-0-0	0-0-0	0-0-0		HOME		11-0-0		0-0-0		0-0-0				
10-1-0	0-0-0	0-0-0		AWAY		3-0-0		4-1-0		3-0-0				
0-0-0	0-0-0	0-0-0		NEUTRAL		0-0-0		0-0-0		0-0-0				
RPI	S	Opponent	Score		RPI	S	Opponent	Score		RPI	S	Opponent	Score	
4	N	Alabama	1	2	31	N	Oklahoma St.	4	1	51	N	BYU	10	6
5	N	Auburn	3	2	33	A	UCF	1	0	58	A	Col. of Charleston	5	1
14	N	Tennessee	9	0	34	N	Nebraska	4	8	58	A	Col. of Charleston	7	1
22	A	Arizona	6	1	34	N	Nebraska	7	0	58	A	Col. of Charleston	4	3
22	A	Arizona	4	2	40	A	Arizona St.	2	1	63	N	Fordham	1	0
					42	N	Ohio St.	7	4	63	N	Fordham	11	4
					43	A	Virginia Tech	10	1	68	H	Hofstra	7	1
					43	A	Virginia Tech	1	2	68	H	Hofstra	4	0
										70	H	Towson	3	0
										70	H	Towson	16	0
										70	H	Towson	11	6
										70	H	Towson	14	2
										70	H	Towson	8	0
										73	H	Delaware	6	5
										73	H	Delaware	2	0
										73	H	Delaware	11	2
										73	H	Delaware	8	0
										76	N	DePaul	8	1

Non-Div. I Games:

James Madison

Average RPI Win:		67	WON-LOST RECORD		WINNING PCT. RANK		LAST 10 GAMES		STRENGTH OF SCHEDULE		OPP. STRENGTH OF SCHEDULE		TEAM RPI		ADJ RPI		CONF. RPI		ADJ CONF. RPI								
DIV. I ONLY			36-13-0		.73469		25		7-3-0		5		7		10		.67386		8		2		2				
DIV. I NON-CONF.			20-5-0		.8		21		1-2-0		2		5		3		.68779		3		2		2				
TOTALS		RPI 1-25		RPI 26-50				W-L RECORDS				RPI 51-100				RPI 101-150				RPI 150+							
36-13-0		11-10-0		10-3-0				OVERALL				6-0-0				5-0-0				4-0-0							
10-6-0		2-4-0		4-2-0				HOME				2-0-0				0-0-0				2-0-0							
13-4-0		6-4-0		3-0-0				AWAY				0-0-0				4-0-0				0-0-0							
13-3-0		3-2-0		3-1-0				NEUTRAL				4-0-0				1-0-0				2-0-0							
20-5-0		5-4-0		3-1-0				NON-CONFERENCE				6-0-0				2-0-0				4-0-0							
4-0-0		0-0-0		0-0-0				HOME				2-0-0				0-0-0				2-0-0							
3-2-0		2-2-0		0-0-				AWAY				0-0-0				1-0-0				0-0-0							
13-3-0		3-2-0		3-1-0				NEUTRAL				4-0-0				1-0-0				2-0-0							
16-8-0		6-6-0		7-2-0				CONFERENCE				0-0-0				3-0-0				0-0-0							
6-6-0		2-4-0		4-2-0				HOME				0-0-0				0-0-0				0-0-0							
10-2-0		4-2-0		3-0-0				AWAY				0-0-0				3-0-0				0-0-0							
0-0-0		0-0-0		0-0-0				NEUTRAL				0-0-0				0-0-0				0-0-0							
RPI	S	Opponent		Score		RPI	S	Opponent		Score		RPI	S	Opponent		Score		RPI	S	Opponent		Score					
1	N	Florida		1	3	26	N	Notre Dame		5	4	59	H	Kent St.		11	0	126	N	UC Santa Barbara		7	0				
2	N	Michigan		6	5	27	H	Utah		6	0	59	H	Kent St.		8	1	139	A	Stanford		5	2				
3	N	Oklahoma		10	3	27	H	Utah		5	6	62	N	San Diego St.		8	0	139	A	Stanford		10	5				
9	H	Oregon		4	16	27	H	Utah		8	0	64	N	San Jose St.		17	1	139	A	Stanford		9	0				
9	H	Oregon		2	7	31	N	Oklahoma St.		4	8	71	N	Texas Tech		14	5	147	A	UNLV		9	0				
9	H	Oregon		6	11	33	N	UCF		9	7	74	N	Weber St.		10	3	160	N	Central Mich.		23	0				
11	A	LSU		9	4	34	N	Nebraska		6	5							184	H	Montana		12	2				
11	A	LSU		4	5	36	H	California		3	2							217	H	Boise St.		12	1				
11	A	LSU		0	6	36	H	California		2	1							243	N	South Dakota		14	3				
15	A	UCLA		9	0	36	H	California		3	5																
15	A	UCLA		6	5	40	A	Arizona St.		6	1																
15	A	UCLA		8	10	40	A	Arizona St.		7	2																
17	N	Texas A&M		6	11	40	A	Arizona St.		12	9																
18	A	Fresno St.		12	3																						
20	N	Minnesota		7	2																						
22	H	Arizona		5	1																						
22	H	Arizona		4	8																						
22	H	Arizona		6	2																						
24	A	Oregon St.		7	2																						
24	A	Oregon St.		3	2																						
24	A	Oregon St.		2	3																						
						LAST 10 GAMES																					
						139 A Stanford						10	5	11 A LSU						9	4						
						139 A Stanford						5	2	27 H Utah						5	6						
						139 A Stanford						9	0	27 H Utah						8	0						
						11 A LSU						4	5	27 H Utah						6	0						
						11 A LSU						0	6	24 A Oregon St.						7	2						

Non-Div. I Games:

Washington

Average RPI Win: 85		WON-LOST RECORD		WINNING PCT. RANK		LAST 10 GAMES		STRENGTH OF SCHEDULE		OPP. STRENGTH OF SCHEDULE		TEAM RPI		ADJ RPI		CONF. RPI		ADJ CONF. RPI	
DIV. I ONLY		44-8-0		.84615 8		8-2-0		27		12		8		.66802 9		2		2	
DIV. I NON-CONF.		24-4-0		.85714 14		2-0-0		36		31		13		.6482 14		2		2	
TOTALS		RPI 1-25		RPI 26-50		W-L RECORDS		RPI 51-100		RPI 101-150		RPI 150+							
44-8-0		14-5-0		9-3-0		OVERALL		7-0-0		4-0-0		10-0-0							
13-3-0		4-2-0		2-1-0		HOME		0-0-0		3-0-0		4-0-0							
14-3-0		7-2-0		5-1-0		AWAY		0-0-0		0-0-0		2-0-0							
17-2-0		3-1-0		2-1-0		NEUTRAL		7-0-0		1-0-0		4-0-0							
24-4-0		4-3-0		2-1-0		NON-CONFERENCE		7-0-0		1-0-0		10-0-0							
4-0-0		0-0-0		0-0-0		HOME		0-0-0		0-0-0		4-0-0							
3-2-0		1-2-0		0-0-		AWAY		0-0-0		0-0-0		2-0-0							
17-2-0		3-1-0		2-1-0		NEUTRAL		7-0-0		1-0-0		4-0-0							
20-4-0		10-2-0		7-2-0		CONFERENCE		0-0-0		3-0-0		0-0-0							
9-3-0		4-2-0		2-1-0		HOME		0-0-0		3-0-0		0-0-0							
11-1-0		6-0-0		5-1-0		AWAY		0-0-0		0-0-0		0-0-0							
0-0-0		0-0-0		0-0-0		NEUTRAL		0-0-0		0-0-0		0-0-0							
RPI	S	Opponent		Score		RPI	S	Opponent		Score		RPI	S	Opponent		Score			
8	A	Washington		7 2		27	H	Utah		5 1		55	N	CSUN		14 3			
8	A	Washington		11 6		27	H	Utah		2 3		56	N	Boston College		4 0			
8	A	Washington		16 4		27	H	Utah		3 2		60	N	Georgia St.		11 0			
10	A	La.-Lafayette		4 5		31	N	Oklahoma St.		7 0		66	N	New Mexico St.		8 0			
10	A	La.-Lafayette		6 3		34	N	Nebraska		5 6		79	N	Cal Poly		12 3			
10	A	La.-Lafayette		2 3		36	A	California		5 2		84	N	Central Ark.		19 3			
12	N	Missouri		8 7		36	A	California		15 2		84	N	Central Ark.		8 0			
15	H	UCLA		1 4		36	A	California		4 15				178 A Pacific		15 0			
15	H	UCLA		6 5		40	A	Arizona St.		5 4				181 N Maryland		7 2			
15	H	UCLA		6 16		40	A	Arizona St.		10 4				185 N St. Mary's (CA)		7 2			
16	N	Kentucky		6 8		40	A	Arizona St.		7 4				227 N Southern Utah		9 0			
18	N	Fresno St.		9 0		40	A	Arizona St.		7 4				252 H Portland St.		11 3			
22	H	Arizona		8 0		45	N	Northwestern		9 3				252 H Portland St.		7 1			
22	H	Arizona		2 0										253 H Utah Valley		7 0			
22	H	Arizona		7 0										253 H Utah Valley		19 0			
23	N	Fla. Atlantic		6 5															
24	A	Oregon St.		9 0															
24	A	Oregon St.		6 1															
24	A	Oregon St.		4 3															
						LAST 10 GAMES													
						27	H	Utah		3 2		36	A	California		15 2			
						27	H	Utah		2 3		253	H	Utah Valley		7 0			
						27	H	Utah		5 1		253	H	Utah Valley		19 0			
						36	A	California		5 2		22	H	Arizona		8 0			
						36	A	California		4 15		22	H	Arizona		7 0			

Non-Div. I Games:

Oregon

Average RPI Win:		98	WON-LOST		WINNING		LAST 10		STRENGTH OF		OPP. STRENGTH		TEAM		ADJ		CONF.		ADJ CONF.				
Average RPI Loss:		31	RECORD		PCT. RANK		GAMES		SCHEDULE		OF SCHEDULE		RPI		RPI		RPI		RPI				
DIV. I ONLY			43-7-0		.86	6	9-1-0		25		35		9		.66233		10	6		7			
DIV. I NON-CONF.			19-5-0		.79167	26	0-0-0		5		8		4		.66646		9	7		7			
TOTALS		RPI 1-25		RPI 26-50		W-L RECORDS		RPI 51-100		RPI 101-150		RPI 150+											
43-7-0		3-5-0		9-0-0		OVERALL		17-1-0		4-1-0		10-0-0											
21-1-0		2-1-0		6-0-0		HOME		3-0-0		2-0-0		8-0-0											
14-6-0		1-4-0		0-0-0		AWAY		11-1-0		2-1-0		0-0-0											
8-0-0		0-0-0		3-0-0		NEUTRAL		3-0-0		0-0-0		2-0-0											
19-5-0		3-5-0		2-0-0		NON-CONFERENCE		8-0-0		2-0-0		4-0-0											
10-1-0		2-1-0		1-0-0		HOME		3-0-0		2-0-0		2-0-0											
4-4-0		1-4-0		0-0-		AWAY		3-0-0		0-0-0		0-0-0											
5-0-0		0-0-0		1-0-0		NEUTRAL		2-0-0		0-0-0		2-0-0											
24-2-0		0-0-0		7-0-0		CONFERENCE		9-1-0		2-1-0		6-0-0											
11-0-0		0-0-0		5-0-0		HOME		0-0-0		0-0-0		6-0-0											
10-2-0		0-0-0		0-0-0		AWAY		8-1-0		2-1-0		0-0-0											
3-0-0		0-0-0		2-0-0		NEUTRAL		1-0-0		0-0-0		0-0-0											
RPI	S	Opponent		Score		RPI	S	Opponent		Score		RPI	S	Opponent		Score		RPI	S	Opponent		Score	
1	A	Florida		1	5	32	H	McNeese St.		5	4	60	A	Georgia St.		4	1	105	A	Ga. Southern		12	1
1	A	Florida		0	3	41	H	Texas St.		5	2	60	A	Georgia St.		12	0	105	A	Ga. Southern		0	2
1	A	Florida		1	14	41	H	Texas St.		3	0	60	A	Georgia St.		6	5	105	A	Ga. Southern		5	0
9	H	Oregon		3	6	41	H	Texas St.		7	0	60	N	Georgia St.		13	1	114	H	Rutgers		12	0
9	H	Oregon		5	4	41	N	Texas St.		12	0	65	N	UAB		15	0	114	H	Rutgers		8	0
9	H	Oregon		3	2	41	N	Texas St.		9	7	71	H	Texas Tech		11	5	163	H	La.-Monroe		5	0
13	A	Baylor		0	2	44	H	South Ala.		10	6	71	H	Texas Tech		6	2	163	H	La.-Monroe		8	0
13	A	Baylor		4	3	44	H	South Ala.		3	2	72	A	Troy		11	0	163	H	La.-Monroe		6	1
						50	N	Samford		1	0	72	A	Troy		8	1	170	N	Ball St.		22	4
												72	A	Troy		8	0	234	N	Southeast Mo. St.		8	0
												77	A	Southern Miss.		6	2	242	H	Appalachian St.		13	4
												77	A	Southern Miss.		13	0	242	H	Appalachian St.		14	2
												77	A	Southern Miss.		17	1	242	H	Appalachian St.		14	0
												84	H	Central Ark.		11	1	251	H	Alcorn		9	0
												85	A	UT Arlington		1	3	251	H	Alcorn		12	0
												85	A	UT Arlington		13	0						
												85	A	UT Arlington		16	0						
												90	N	Louisiana Tech		8	2						
						LAST 10 GAMES																	
						41 N Texas St.						163 H La.-Monroe						5					
						41 N Texas St.						105 A Ga. Southern						0					
						60 N Georgia St.						105 A Ga. Southern						5					
						163 H La.-Monroe						105 A Ga. Southern						12					
						163 H La.-Monroe						242 H Appalachian St.						14					

LSU

LSU

Average RPI Win: 72		WON-LOST RECORD		WINNING PCT. RANK		LAST 10 GAMES		STRENGTH OF SCHEDULE		OPP. STRENGTH OF SCHEDULE		TEAM RPI		ADJ RPI		CONF. RPI		ADJ CONF. RPI	
DIV. I ONLY		39-14-0		.73585 24		8-2-0		9		9		13		.66066 12		1		1	
DIV. I NON-CONF.		25-3-0		.89286 9		0-0-0		35		33		12		.65856 12		1		1	
TOTALS		RPI 1-25		RPI 26-50		W-L RECORDS		RPI 51-100		RPI 101-150		RPI 150+							
39-14-0		10-12-0		9-1-0		OVERALL		10-0-0		4-1-0		6-0-0							
12-5-0		7-5-0		2-0-0		HOME		1-0-0		0-0-0		2-0-0							
14-5-0		2-4-0		5-1-0		AWAY		3-0-0		0-0-0		4-0-0							
13-4-0		1-3-0		2-0-0		NEUTRAL		6-0-0		4-1-0		0-0-0							
25-3-0		1-2-0		4-0-0		NON-CONFERENCE		10-0-0		4-1-0		6-0-0							
5-0-0		0-0-0		2-0-0		HOME		1-0-0		0-0-0		2-0-0							
7-0-0		0-0-0		0-0-		AWAY		3-0-0		0-0-0		4-0-0							
13-3-0		1-2-0		2-0-0		NEUTRAL		6-0-0		4-1-0		0-0-0							
14-11-0		9-10-0		5-1-0		CONFERENCE		0-0-0		0-0-0		0-0-0							
7-5-0		7-5-0		0-0-0		HOME		0-0-0		0-0-0		0-0-0							
7-5-0		2-4-0		5-1-0		AWAY		0-0-0		0-0-0		0-0-0							
0-1-0		0-1-0		0-0-0		NEUTRAL		0-0-0		0-0-0		0-0-0							
RPI	S	Opponent	Score		RPI	S	Opponent	Score		RPI	S	Opponent	Score		RPI	S	Opponent	Score	
2	N	Michigan	0	13	30	A	Ole Miss	5	9	51	N	BYU	16	6	117	N	Colorado St.	9	1
4	A	Alabama	1	9	30	A	Ole Miss	2	0	57	N	Jacksonville St.	8	0	127	N	Elon	9	2
4	A	Alabama	2	16	30	A	Ole Miss	5	3	58	N	Col. of Charleston	8	0	129	N	Stetson	13	1
4	A	Alabama	7	3	36	N	California	6	5	64	N	San Jose St.	8	3	136	N	SFA	5	2
9	N	Oregon	7	8	38	A	Mississippi St.	3	1	65	N	UAB	12	5	139	N	Stanford	3	5
13	N	Baylor	10	4	38	A	Mississippi St.	9	2	66	A	New Mexico St.	14	3	151	A	UTEP	15	4
14	H	Tennessee	7	3	38	A	Mississippi St.	8	5	66	A	New Mexico St.	9	6	151	A	UTEP	10	0
14	H	Tennessee	5	4	40	N	Arizona St.	8	0	66	A	New Mexico St.	5	1	186	A	Iowa	7	1
14	H	Tennessee	3	7	48	H	Wichita St.	9	2	83	H	UNI	6	0	186	A	Iowa	11	4
16	A	Kentucky	9	2	48	H	Wichita St.	11	0	97	N	North Carolina St.	17	2	220	H	Western Ill.	6	0
16	A	Kentucky	2	3											220	H	Western Ill.	6	0
16	A	Kentucky	6	7															
17	H	Texas A&M	2	1															
17	H	Texas A&M	7	1															
17	H	Texas A&M	7	6															
19	H	Georgia	3	6															
19	H	Georgia	4	12															
19	H	Georgia	0	10															
25	H	South Carolina	5	2															
25	H	South Carolina	1	3															
25	H	South Carolina	2	0															
25	N	South Carolina	4	7															
					LAST 10 GAMES														
					25	N	South Carolina	4	7	38	A	Mississippi St.	3	1					
					25	H	South Carolina	2	0	38	A	Mississippi St.	8	5					
					25	H	South Carolina	1	3	17	H	Texas A&M	7	1					
					25	H	South Carolina	5	2	17	H	Texas A&M	2	1					
					38	A	Mississippi St.	9	2	17	H	Texas A&M	7	6					

Non-Div. I Games:

Missouri

Average RPI Win: 84		WON-LOST	WINNING	LAST 10	STRENGTH OF		OPP. STRENGTH	TEAM	ADJ	CONF.	ADJ CONF.
Average RPI Loss: 62		RECORD	PCT. RANK	GAMES	SCHEDULE		OF SCHEDULE	RPI	RPI	RPI	RPI
DIV. I ONLY		43-12-0	.78182	14	10-0-0		26	29	16	.65569	13
DIV. I NON-CONF.		30-8-0	.78947	27	2-0-0		23	35	16	.6517	13
TOTALS		RPI 1-25	RPI 26-50		W-L RECORDS		RPI 51-100		RPI 101-150		RPI 150+
43-12-0		3-5-0	15-3-0		OVERALL		12-1-0		7-0-0		6-3-0
18-8-0		1-4-0	11-1-0		HOME		3-0-0		0-0-0		3-3-0
14-2-0		0-0-0	2-1-0		AWAY		4-1-0		7-0-0		1-0-0
11-2-0		2-1-0	2-1-0		NEUTRAL		5-0-0		0-0-0		2-0-0
30-8-0		3-2-0	8-2-0		NON-CONFERENCE		9-1-0		4-0-0		6-3-0
13-5-0		1-1-0	6-1-0		HOME		3-0-0		0-0-0		3-3-0
6-1-0		0-0-0	0-0-		AWAY		1-1-0		4-0-0		1-0-0
11-2-0		2-1-0	2-1-0		NEUTRAL		5-0-0		0-0-0		2-0-0
13-4-0		0-3-0	7-1-0		CONFERENCE		3-0-0		3-0-0		0-0-0
5-3-0		0-3-0	5-0-0		HOME		0-0-0		0-0-0		0-0-0
8-1-0		0-0-0	2-1-0		AWAY		3-0-0		3-0-0		0-0-0
0-0-0		0-0-0	0-0-0		NEUTRAL		0-0-0		0-0-0		0-0-0
RPI	S	Opponent	Score	RPI	S	Opponent	Score	RPI	S	Opponent	Score
3	H	Oklahoma	0 4	28	H	Texas	3 1	52	N	North Dakota St.	8 5
3	H	Oklahoma	0 5	28	H	Texas	6 5	52	N	North Dakota St.	4 2
3	H	Oklahoma	4 7	31	A	Oklahoma St.	9 0	64	N	San Jose St.	6 1
10	H	La.-Lafayette	3 4	31	A	Oklahoma St.	6 3	71	A	Texas Tech	9 2
10	H	La.-Lafayette	2 0	31	A	Oklahoma St.	1 3	71	A	Texas Tech	15 2
12	N	Missouri	4 10	32	H	McNeese St.	6 5	71	A	Texas Tech	16 6
18	N	Fresno St.	5 4	32	H	McNeese St.	5 4	77	N	Southern Miss.	8 0
24	N	Oregon St.	3 0	32	H	McNeese St.	1 3	89	A	Houston	4 0
				33	H	UCF	3 1	89	A	Houston	5 8
				33	H	UCF	2 0	91	H	Lamar	5 4
				33	H	UCF	3 0	92	N	Nicholls St.	1 0
				36	N	California	5 3	93	H	Northwestern St.	4 3
				38	N	Mississippi St.	4 0	93	H	Northwestern St.	10 0
				40	N	Arizona St.	0 2				
				41	H	Texas St.	3 0				
				49	H	Kansas	3 0				
				49	H	Kansas	3 2				
				49	H	Kansas	2 0				
				LAST 10 GAMES							
				71	A	Texas Tech	16 6	49	H	Kansas	3 2
				71	A	Texas Tech	15 2	49	H	Kansas	3 0
				71	A	Texas Tech	9 2	41	H	Texas St.	3 0
				103	A	Abilene Christian	15 3	31	A	Oklahoma St.	9 0
				49	H	Kansas	2 0	31	A	Oklahoma St.	6 3

Non-Div. I Games:

Baylor

Average RPI Win:		77	WON-LOST RECORD		WINNING PCT. RANK	LAST 10 GAMES		STRENGTH OF SCHEDULE		OPP. STRENGTH OF SCHEDULE	TEAM RPI	ADJ RPI	CONF. RPI	ADJ CONF. RPI			
DIV. I ONLY			41-14-0		.74545	22		7-3-0		10	3	11	.65556	14	1	1	
DIV. I NON-CONF.			24-5-0		.82759	17		2-1-0		27	32	14	.64024	16	1	1	
TOTALS		RPI 1-25		RPI 26-50		W-L RECORDS		RPI 51-100		RPI 101-150		RPI 150+					
41-14-0		10-12-0		7-2-0		OVERALL		11-0-0		8-0-0		5-0-0					
22-1-0		5-1-0		3-0-0		HOME		5-0-0		6-0-0		3-0-0					
7-9-0		3-7-0		2-2-0		AWAY		0-0-0		2-0-0		0-0-0					
12-4-0		2-4-0		2-0-0		NEUTRAL		6-0-0		0-0-0		2-0-0					
24-5-0		1-4-0		2-1-0		NON-CONFERENCE		8-0-0		8-0-0		5-0-0					
11-1-0		0-1-0		0-0-0		HOME		2-0-0		6-0-0		3-0-0					
2-1-0		0-0-0		0-0-		AWAY		0-0-0		2-0-0		0-0-0					
11-3-0		1-3-0		2-0-0		NEUTRAL		6-0-0		0-0-0		2-0-0					
17-9-0		9-8-0		5-1-0		CONFERENCE		3-0-0		0-0-0		0-0-0					
11-0-0		5-0-0		3-0-0		HOME		3-0-0		0-0-0		0-0-0					
5-8-0		3-7-0		2-1-0		AWAY		0-0-0		0-0-0		0-0-0					
1-1-0		1-1-0		0-0-0		NEUTRAL		0-0-0		0-0-0		0-0-0					
RPI	S	Opponent		Score		RPI	S	Opponent		Score		RPI	S	Opponent		Score	
1	A	Florida		0	3	30	A	Ole Miss		7	2	51	N	BYU		15	3
1	A	Florida		2	4	30	A	Ole Miss		11	1	63	N	Fordham		10	2
1	A	Florida		0	5	30	A	Ole Miss		0	3	64	N	San Jose St.		9	2
3	H	Oklahoma		0	9	31	N	Oklahoma St.		14	4	65	H	UAB		10	0
4	A	Alabama		5	6	38	H	Mississippi St.		9	4	67	H	Arkansas		3	1
5	H	Auburn		10	2	38	H	Mississippi St.		6	2	67	H	Arkansas		10	2
5	H	Auburn		12	1	38	H	Mississippi St.		8	5	67	H	Arkansas		18	4
7	N	James Madison		0	9	40	A	Arizona St.		4	5	76	N	DePaul		16	4
11	N	LSU		1	3	45	N	Northwestern		8	2	94	N	Marshall		5	1
12	A	Missouri		4	5							94	N	Marshall		18	0
12	A	Missouri		7	3							100	H	Jacksonville		10	0
12	A	Missouri		3	7												
17	H	Texas A&M		8	7												
17	H	Texas A&M		11	0												
17	H	Texas A&M		11	8												
18	N	Fresno St.		3	7												
19	A	Georgia		4	1												
19	A	Georgia		5	2												
19	A	Georgia		2	6												
21	N	South Fla.		6	4												
22	N	Arizona		0	1												
25	N	South Carolina		5	1												
						LAST 10 GAMES											
						11	N	LSU		1	3	5	H	Auburn		12	1
						25	N	South Carolina		5	1	5	H	Auburn		10	2
						30	A	Ole Miss		11	1	183	H	Tennessee Tech		8	0
						30	A	Ole Miss		0	3	118	H	Lipscomb		10	2
						30	A	Ole Miss		7	2	3	H	Oklahoma		0	9

Non-Div. I Games:

Tennessee

UCLA

Average RPI Win:	78	WON-LOST RECORD	WINNING PCT. RANK	LAST 10 GAMES	STRENGTH OF SCHEDULE	OPP. STRENGTH OF SCHEDULE	TEAM RPI	ADJ RPI	CONF. RPI	ADJ CONF. RPI						
DIV. I ONLY		35-13-1	.72449	28	9-1-0	11	6	15	.65345	15	2	2				
DIV. I NON-CONF.		19-8-0	.7037	43	0-0-0	14	2	17	.6377	17	2	2				
<hr/>																
TOTALS	RPI 1-25	RPI 26-50		W-L RECORDS		RPI 51-100		RPI 101-150		RPI 150+						
35-13-1	9-11-0	10-2-1		OVERALL		4-0-0		7-0-0		5-0-0						
14-5-0	3-5-0	3-0-0		HOME		2-0-0		4-0-0		2-0-0						
10-3-1	5-3-0	5-0-1		AWAY		0-0-0		0-0-0		0-0-0						
11-5-0	1-3-0	2-2-0		NEUTRAL		2-0-0		3-0-0		3-0-0						
19-8-0	2-6-0	4-2-0		NON-CONFERENCE		4-0-0		4-0-0		5-0-0						
5-2-0	0-2-0	0-0-0		HOME		2-0-0		1-0-0		2-0-0						
3-1-0	1-1-0	2-0-		AWAY		0-0-0		0-0-0		0-0-0						
11-5-0	1-3-0	2-2-0		NEUTRAL		2-0-0		3-0-0		3-0-0						
16-5-1	7-5-0	6-0-1		CONFERENCE		0-0-0		3-0-0		0-0-0						
9-3-0	3-3-0	3-0-0		HOME		0-0-0		3-0-0		0-0-0						
7-2-1	4-2-0	3-0-1		AWAY		0-0-0		0-0-0		0-0-0						
0-0-0	0-0-0	0-0-0		NEUTRAL		0-0-0		0-0-0		0-0-0						
RPI	S	Opponent	Score		RPI	S	Opponent	Score		RPI	S	Opponent	Score			
1	N	Florida	1	2	26	N	Notre Dame	6	8	51	N	BYU	9	4		
2	H	Michigan	6	8	27	A	Utah	15	7	55	H	CSUN	6	0		
3	N	Oklahoma	7	11	27	A	Utah	8	0	79	N	Cal Poly	9	1		
6	H	Florida St.	0	3	29	A	Cal St. Fullerton	5	4	88	H	Syracuse	3	2		
8	H	Washington	10	8	33	N	UCF	2	0			139	H	Stanford	13	9
8	H	Washington	0	9	36	A	California	3	2			139	H	Stanford	2	1
8	H	Washington	5	6	36	A	California	3	3			139	H	Stanford	8	0
9	A	Oregon	4	1	37	A	Long Beach St.	3	2			150	N	Iowa St.	7	1
9	A	Oregon	5	6	40	H	Arizona St.	8	6			178	N	Pacific	9	1
9	A	Oregon	16	6	40	H	Arizona St.	6	5			187	H	Charleston So.	9	0
11	N	LSU	5	10	40	H	Arizona St.	9	4			190	N	Princeton	13	1
17	A	Texas A&M	1	5	45	N	Northwestern	2	7			202	H	UC Davis	9	1
17	A	Texas A&M	7	3	48	N	Wichita St.	6	5			253	N	Utah Valley	19	0
19	N	Georgia	14	6												
22	A	Arizona	8	7												
22	A	Arizona	8	6												
22	A	Arizona	4	8												
24	H	Oregon St.	2	8												
24	H	Oregon St.	7	5												
24	H	Oregon St.	8	0												
				LAST 10 GAMES												
				27	A	Utah	8	0	22	A	Arizona	8	7			
				27	A	Utah	15	7	22	A	Arizona	4	8			
				40	H	Arizona St.	9	4	22	A	Arizona	8	6			
				40	H	Arizona St.	6	5	24	H	Oregon St.	8	0			
				40	H	Arizona St.	8	6	24	H	Oregon St.	7	5			

Non-Div. I Games:

UCLA

Average RPI Win: 87		WON-LOST	WINNING	LAST 10	STRENGTH OF		OPP. STRENGTH	TEAM	ADJ	CONF.	ADJ CONF.
Average RPI Loss: 26		RECORD	PCT. RANK	GAMES	SCHEDULE		OF SCHEDULE	RPI	RPI	RPI	RPI
DIV. I ONLY		43-12-0	.78182	14	7-3-0		22	16	14	.65086	16
DIV. I NON-CONF.		26-4-0	.86667	13	2-0-0		80	89	20	.62959	21
TOTALS		RPI 1-25	RPI 26-50		W-L RECORDS		RPI 51-100		RPI 101-150		RPI 150+
43-12-0		10-8-0	9-2-0		OVERALL		10-2-0		4-0-0		10-0-0
11-5-0		2-4-0	5-1-0		HOME		2-0-0		0-0-0		2-0-0
20-3-0		7-2-0	2-0-0		AWAY		6-1-0		1-0-0		4-0-0
12-4-0		1-2-0	2-1-0		NEUTRAL		2-1-0		3-0-0		4-0-0
26-4-0		1-1-0	4-1-0		NON-CONFERENCE		7-2-0		4-0-0		10-0-0
4-0-0		0-0-0	0-0-0		HOME		2-0-0		0-0-0		2-0-0
10-1-0		0-0-0	2-0-		AWAY		3-1-0		1-0-0		4-0-0
12-3-0		1-1-0	2-1-0		NEUTRAL		2-1-0		3-0-0		4-0-0
17-8-0		9-7-0	5-1-0		CONFERENCE		3-0-0		0-0-0		0-0-0
7-5-0		2-4-0	5-1-0		HOME		0-0-0		0-0-0		0-0-0
10-2-0		7-2-0	0-0-0		AWAY		3-0-0		0-0-0		0-0-0
0-1-0		0-1-0	0-0-0		NEUTRAL		0-0-0		0-0-0		0-0-0
RPI S	Opponent	Score	RPI S	Opponent	Score	RPI S	Opponent	Score	RPI S	Opponent	Score
4 A	Alabama	0 3	26 N	Notre Dame	10 7	62 A	San Diego St.	5 1	107 N	Miami (OH)	8 0
4 A	Alabama	1 7	27 N	Utah	1 0	67 A	Arkansas	7 1	118 N	Lipscomb	4 0
4 A	Alabama	3 2	30 H	Ole Miss	3 1	67 A	Arkansas	9 0	140 N	New Mexico	15 6
5 H	Auburn	1 3	30 H	Ole Miss	6 2	67 A	Arkansas	12 4	143 A	Chattanooga	6 2
5 H	Auburn	5 6	30 H	Ole Miss	1 3	71 N	Texas Tech	10 0	161 N	Evansville	7 1
5 H	Auburn	0 9	36 N	California	1 5	75 H	Indiana	3 1	162 N	Albany (NY)	8 0
9 N	Oregon	8 6	38 H	Mississippi St.	4 0	78 N	Lehigh	7 1	166 N	Eastern Ill.	9 1
11 A	LSU	1 0	38 H	Mississippi St.	1 0	80 A	Ohio	0 1	191 A	Western Ky.	5 0
11 A	LSU	3 0	38 H	Mississippi St.	3 2	80 A	Ohio	3 1	198 A	San Diego	5 1
11 A	LSU	2 0	40 A	Arizona St.	5 3	94 A	Marshall	1 0	203 H	Murray St.	6 1
11 N	LSU	1 3	46 A	Louisville	2 1	96 N	Charlotte	3 5	214 A	Winthrop	11 0
12 H	Missouri	7 6				98 H	Eastern Ky.	2 1	214 A	Winthrop	8 0
12 H	Missouri	2 9							243 N	South Dakota	10 0
12 H	Missouri	3 2							267 H	Northern Ky.	9 0
24 N	Oregon St.	0 8									
25 A	South Carolina	8 2									
25 A	South Carolina	5 1									
25 A	South Carolina	4 0									
LAST 10 GAMES											
11 N	LSU	1 3	4 A	Alabama	0 3						
38 H	Mississippi St.	4 0	4 A	Alabama	1 7						
38 H	Mississippi St.	1 0	4 A	Alabama	3 2						
38 H	Mississippi St.	3 2	191 A	Western Ky.	5 0						
46 A	Louisville	2 1	12 H	Missouri	3 2						

Non-Div. I Games:

Kentucky

Average RPI Win:		85	WON-LOST RECORD		WINNING PCT. RANK	LAST 10 GAMES		STRENGTH OF SCHEDULE		OPP. STRENGTH OF SCHEDULE	TEAM RPI	ADJ RPI	CONF. RPI	ADJ CONF. RPI
Average RPI Loss:		14												
DIV. I ONLY			37-18-0		.67273	41		6		4	17	.64867	17	1
DIV. I NON-CONF.			28-2-0		.93333	3		68		36	10	.66092	10	1
TOTALS		RPI 1-25	RPI 26-50		W-L RECORDS		RPI 51-100		RPI 101-150		RPI 150+			
37-18-0		9-17-0	4-0-0		OVERALL		10-1-0		7-0-0		7-0-0			
24-6-0		5-6-0	2-0-0		HOME		8-0-0		4-0-0		5-0-0			
5-11-0		2-10-0	1-0-0		AWAY		1-1-0		0-0-0		1-0-0			
8-1-0		2-1-0	1-0-0		NEUTRAL		1-0-0		3-0-0		1-0-0			
28-2-0		3-1-0	4-0-0		NON-CONFERENCE		7-1-0		7-0-0		7-0-0			
17-1-0		1-1-0	2-0-0		HOME		5-0-0		4-0-0		5-0-0			
3-1-0		0-0-0	1-0-		AWAY		1-1-0		0-0-0		1-0-0			
8-0-0		2-0-0	1-0-0		NEUTRAL		1-0-0		3-0-0		1-0-0			
9-16-0		6-16-0	0-0-0		CONFERENCE		3-0-0		0-0-0		0-0-0			
7-5-0		4-5-0	0-0-0		HOME		3-0-0		0-0-0		0-0-0			
2-10-0		2-10-0	0-0-0		AWAY		0-0-0		0-0-0		0-0-0			
0-1-0		0-1-0	0-0-0		NEUTRAL		0-0-0		0-0-0		0-0-0			
RPI	S	Opponent	Score		RPI	S	Opponent	Score		RPI	S	Opponent	Score	
1	H	Florida	3	14	33	N	UCF	10	4	53	N	Grand Canyon	2	1
1	H	Florida	3	7	41	A	Texas St.	6	3	62	A	San Diego St.	5	10
1	H	Florida	6	4	48	H	Wichita St.	4	3	67	H	Arkansas	9	1
4	H	Alabama	7	8	48	H	Wichita St.	9	1	67	H	Arkansas	11	3
4	H	Alabama	14	1						67	H	Arkansas	9	1
4	H	Alabama	3	8						71	H	Texas Tech	9	5
5	A	Auburn	13	6						71	H	Texas Tech	17	3
5	A	Auburn	6	5						71	H	Texas Tech	7	6
5	A	Auburn	4	5						75	H	Indiana	4	0
8	N	Washington	11	6						75	H	Indiana	4	2
11	H	LSU	1	6						89	A	Houston	12	0
11	H	LSU	6	2										
11	H	LSU	9	5										
11	N	LSU	4	5										
12	A	Missouri	1	7										
12	A	Missouri	6	7										
12	A	Missouri	1	2										
14	A	Tennessee	0	11										
14	A	Tennessee	7	8										
14	A	Tennessee	8	11										
15	H	UCLA	3	7										
15	H	UCLA	5	1										
19	A	Georgia	3	7										
19	A	Georgia	3	6										
19	A	Georgia	1	9										
22	N	Arizona	8	4										
					LAST 10 GAMES									
					11	N	LSU	4	5	1	H	Florida	3	7
					5	A	Auburn	4	5	1	H	Florida	3	14
					5	A	Auburn	13	6	41	A	Texas St.	6	3
					5	A	Auburn	6	5	12	A	Missouri	1	7
					1	H	Florida	6	4	12	A	Missouri	1	2

Non-Div. I Games:

Texas A&M

Average RPI Win: 112		WON-LOST	WINNING	LAST 10	STRENGTH OF		OPP. STRENGTH	TEAM	ADJ	CONF.	ADJ CONF.
Average RPI Loss: 50		RECORD	PCT. RANK	GAMES	SCHEDULE		OF SCHEDULE	RPI	RPI	RPI	RPI
DIV. I ONLY		41-10-1	.79808	11	9-1-0		42	58	19	.63929	18
DIV. I NON-CONF.		19-9-1	.67241	52	0-0-0		8	21	22	.63415	18
TOTALS		RPI 1-25	RPI 26-50		W-L RECORDS		RPI 51-100		RPI 101-150		RPI 150+
41-10-1		1-4-1	7-2-0		OVERALL		10-2-0		11-2-0		12-0-0
17-2-0		0-1-0	2-0-0		HOME		4-0-0		6-1-0		5-0-0
12-1-0		0-0-0	0-1-0		AWAY		3-0-0		5-0-0		4-0-0
12-7-1		1-3-1	5-1-0		NEUTRAL		3-2-0		0-1-0		3-0-0
19-9-1		1-4-1	7-2-0		NON-CONFERENCE		4-2-0		1-1-0		6-0-0
6-1-0		0-1-0	2-0-0		HOME		1-0-0		1-0-0		2-0-0
1-1-0		0-0-0	0-0-		AWAY		0-0-0		0-0-0		1-0-0
12-7-1		1-3-1	5-1-0		NEUTRAL		3-2-0		0-1-0		3-0-0
22-1-0		0-0-0	0-0-0		CONFERENCE		6-0-0		10-1-0		6-0-0
11-1-0		0-0-0	0-0-0		HOME		3-0-0		5-1-0		3-0-0
11-0-0		0-0-0	0-0-0		AWAY		3-0-0		5-0-0		3-0-0
0-0-0		0-0-0	0-0-0		NEUTRAL		0-0-0		0-0-0		0-0-0
RPI S	Opponent	Score	RPI S	Opponent	Score	RPI S	Opponent	Score	RPI S	Opponent	Score
3 N	Oklahoma	2 3	27 N	Utah	2 0	51 N	BYU	3 6	101 A	Nevada	7 3
8 H	Washington	3 12	29 A	Cal St. Fullerton	0 5	55 N	CSUN	3 1	101 A	Nevada	10 6
9 N	Oregon	0 9	36 N	California	7 0	56 N	Boston College	3 1	111 N	Loyola Marymount	3 8
13 N	Baylor	4 5	37 N	Long Beach St.	5 4	62 H	San Diego St.	9 2	117 H	Colorado St.	3 2
14 N	Tennessee	7 3	42 N	Ohio St.	6 9	62 H	San Diego St.	8 5	117 H	Colorado St.	9 6
24 N	Oregon St.	6 6	45 N	Northwestern	6 4	62 H	San Diego St.	6 3	117 H	Colorado St.	7 2
			45 N	Northwestern	7 1	64 A	San Jose St.	11 5	119 H	UC Riverside	4 3
			49 H	Kansas	5 3	64 A	San Jose St.	13 7	140 A	New Mexico	11 5
			49 H	Kansas	3 2	64 A	San Jose St.	6 4	140 A	New Mexico	11 1
						74 H	Weber St.	2 0	140 A	New Mexico	6 2
						75 N	Indiana	7 0	147 H	UNLV	6 2
						82 N	Wisconsin	0 4	147 H	UNLV	7 10
									147 H	UNLV	4 1
									159 H	Utah St.	12 11
									159 H	Utah St.	3 2
									159 H	Utah St.	2 1
									175 H	Sacramento St.	9 0
									175 H	Sacramento St.	10 2
									178 A	Pacific	4 0
									190 N	Princeton	8 7
									198 N	San Diego	13 3
									217 A	Boise St.	14 4
									217 A	Boise St.	17 8
									217 A	Boise St.	18 2
									233 N	Seattle	7 4
LAST 10 GAMES											
			147 H	UNLV	7 10	64 A	San Jose St.	6 4			
			147 H	UNLV	6 2	64 A	San Jose St.	13 7			
			147 H	UNLV	4 1	64 A	San Jose St.	11 5			
			101 A	Nevada	7 3	117 H	Colorado St.	7 2			
			101 A	Nevada	10 6	117 H	Colorado St.	3 2			

Non-Div. I Games:

Fresno St.

Average RPI Win: 94		WON-LOST	WINNING	LAST 10	STRENGTH OF		OPP. STRENGTH	TEAM	ADJ	CONF.	ADJ CONF.
Average RPI Loss: 18		RECORD	PCT. RANK	GAMES	SCHEDULE		OF SCHEDULE	RPI	RPI	RPI	RPI
DIV. I ONLY		40-17-0	.70175	29	3-7-0		12	17	18	.63844	19
DIV. I NON-CONF.		28-4-0	.875	11	0-0-0		110	58	23	.62371	25
TOTALS		RPI 1-25	RPI 26-50		W-L RECORDS		RPI 51-100		RPI 101-150		RPI 150+
40-17-0		11-13-0	4-3-0		OVERALL		7-1-0		9-0-0		9-0-0
20-7-0		6-5-0	2-2-0		HOME		4-0-0		4-0-0		4-0-0
7-8-0		5-7-0	0-0-0		AWAY		0-1-0		0-0-0		2-0-0
13-2-0		0-1-0	2-1-0		NEUTRAL		3-0-0		5-0-0		3-0-0
28-4-0		1-2-0	2-1-0		NON-CONFERENCE		7-1-0		9-0-0		9-0-0
13-2-0		1-1-0	0-1-0		HOME		4-0-0		4-0-0		4-0-0
2-1-0		0-0-0	0-0-		AWAY		0-1-0		0-0-0		2-0-0
13-1-0		0-1-0	2-0-0		NEUTRAL		3-0-0		5-0-0		3-0-0
12-13-0		10-11-0	2-2-0		CONFERENCE		0-0-0		0-0-0		0-0-0
7-5-0		5-4-0	2-1-0		HOME		0-0-0		0-0-0		0-0-0
5-7-0		5-7-0	0-0-0		AWAY		0-0-0		0-0-0		0-0-0
0-1-0		0-0-0	0-1-0		NEUTRAL		0-0-0		0-0-0		0-0-0
RPI S	Opponent	Score	RPI S	Opponent	Score	RPI S	Opponent	Score	RPI S	Opponent	Score
4 A	Alabama	7 9	29 N	Cal St. Fullerton	7 6	56 H	Boston College	4 3	105 H	Ga. Southern	9 0
4 A	Alabama	2 7	30 H	Ole Miss	8 0	57 N	Jacksonville St.	9 0	113 N	Michigan St.	5 0
4 A	Alabama	9 5	30 H	Ole Miss	10 3	58 A	Col. of Charleston	1 2	121 H	Kennesaw St.	8 1
5 A	Auburn	1 2	30 H	Ole Miss	0 1	60 H	Georgia St.	8 0	127 H	Elon	9 0
5 A	Auburn	2 13	30 N	Ole Miss	2 4	64 N	San Jose St.	7 3	127 H	Elon	10 2
5 A	Auburn	3 4	35 H	North Carolina	1 2	65 N	UAB	10 0	129 N	Stetson	9 0
11 H	LSU	3 1	45 N	Northwestern	5 4	95 H	Western Caro.	5 2	132 N	LIU Brooklyn	10 2
11 H	LSU	1 5				100 H	Jacksonville	5 0	136 N	SFA	9 0
11 H	LSU	4 5							143 N	Chattanooga	10 4
12 A	Missouri	12 4							171 N	Omaha	13 0
12 A	Missouri	10 0							173 A	Georgia Tech	15 0
12 A	Missouri	6 3							173 H	Georgia Tech	5 0
14 H	Tennessee	6 2							187 A	Charleston So.	8 1
14 H	Tennessee	1 4							187 N	Charleston So.	9 1
14 H	Tennessee	2 5							214 H	Winthrop	11 0
15 N	UCLA	6 14							214 H	Winthrop	18 3
17 H	Texas A&M	6 3							260 N	Columbia	10 1
17 H	Texas A&M	9 1							269 H	Austin Peay	17 8
17 H	Texas A&M	7 3									
20 H	Minnesota	6 5									
20 H	Minnesota	3 4									
25 A	South Carolina	4 5									
25 A	South Carolina	4 1									
25 A	South Carolina	1 3									
LAST 10 GAMES											
30 N	Ole Miss	2 4	30 H	Ole Miss	0 1						
4 A	Alabama	9 5	30 H	Ole Miss	8 0						
4 A	Alabama	7 9	5 A	Auburn	1 2						
4 A	Alabama	2 7	5 A	Auburn	2 13						
30 H	Ole Miss	10 3	5 A	Auburn	3 4						

Non-Div. I Games:

Georgia

Average RPI Win:		95	WON-LOST RECORD		WINNING PCT. RANK		LAST 10 GAMES		STRENGTH OF SCHEDULE		OPP. STRENGTH OF SCHEDULE		TEAM RPI		ADJ RPI		CONF. RPI		ADJ CONF. RPI					
Average RPI Loss:		61																						
DIV. I ONLY			41-12-0		.77358		17		10-0-0		53		22		23		.63128		20		5		5	
DIV. I NON-CONF.			19-9-0		.67857		48		0-0-0		16		9		24		.62843		22		4		4	
TOTALS		RPI 1-25		RPI 26-50		W-L RECORDS		RPI 51-100		RPI 101-150		RPI 150+												
41-12-0		5-4-0		13-4-0		OVERALL		8-2-0		6-0-0		9-2-0												
8-2-0		0-0-0		5-0-0		HOME		0-2-0		0-0-0		3-0-0												
16-5-0		3-3-0		4-2-0		AWAY		3-0-0		3-0-0		3-0-0												
17-5-0		2-1-0		4-2-0		NEUTRAL		5-0-0		3-0-0		3-2-0												
19-9-0		4-4-0		4-3-0		NON-CONFERENCE		5-0-0		3-0-0		3-2-0												
0-0-0		0-0-0		0-0-0		HOME		0-0-0		0-0-0		0-0-0												
5-4-0		3-3-0		2-0-		AWAY		0-0-0		0-0-0		0-0-0												
14-5-0		1-1-0		2-2-0		NEUTRAL		5-0-0		3-0-0		3-2-0												
22-3-0		1-0-0		9-1-0		CONFERENCE		3-2-0		3-0-0		6-0-0												
8-2-0		0-0-0		5-0-0		HOME		0-2-0		0-0-0		3-0-0												
11-1-0		0-0-0		2-1-0		AWAY		3-0-0		3-0-0		3-0-0												
3-0-0		1-0-0		2-0-0		NEUTRAL		0-0-0		0-0-0		0-0-0												
RPI	S	Opponent		Score		RPI	S	Opponent		Score		RPI	S	Opponent		Score		RPI	S	Opponent		Score		
2	N	Michigan		4 3		34	H	Nebraska		6 0		71	N	Texas Tech		7 4		114	A	Rutgers		7 1		
3	A	Oklahoma		12 10		34	H	Nebraska		11 10		82	H	Wisconsin		1 7		114	A	Rutgers		11 1		
3	N	Oklahoma		1 0		37	N	Long Beach St.		2 13		82	H	Wisconsin		3 6		114	A	Rutgers		8 0		
6	A	Florida St.		4 5		39	A	Tulsa		4 6		86	A	Purdue		4 3		132	N	LIU Brooklyn		8 0		
6	A	Florida St.		0 2		39	N	Tulsa		1 10		86	A	Purdue		5 0		141	N	Massachusetts		12 0		
8	N	Washington		2 7		40	A	Arizona St.		10 1		86	A	Purdue		4 1		145	N	Saint Francis (PA)		9 2		
19	A	Georgia		4 3		43	N	Virginia Tech		8 0		89	N	Houston		6 1		180	N	Mercer		2 5		
19	A	Georgia		5 6		43	N	Virginia Tech		9 3		89	N	Houston		5 3		181	H	Maryland		11 1		
23	A	Fla. Atlantic		1 0		45	A	Northwestern		8 4		95	N	Western Caro.		7 1		181	H	Maryland		9 0		
						45	A	Northwestern		16 0		100	N	Jacksonville		20 4		181	H	Maryland		10 0		
						45	A	Northwestern		2 10								186	A	Iowa		9 2		
						45	N	Northwestern		8 4								186	A	Iowa		12 0		
						47	H	Illinois		6 5								186	A	Iowa		14 3		
						47	H	Illinois		6 2								188	N	UMKC		2 1		
						47	H	Illinois		13 0								193	N	Robert Morris		1 4		
						47	N	Illinois		2 0								253	N	Utah Valley		9 0		
						49	A	Kansas		4 2								258	N	Mt. St. Mary's		12 7		
LAST 10 GAMES																								
						45	N	Northwestern		8 4		186	A	Iowa		14 3								
						2	N	Michigan		4 3		181	H	Maryland		9 0								
						47	N	Illinois		2 0		181	H	Maryland		11 1								
						186	A	Iowa		12 0		181	H	Maryland		10 0								
						186	A	Iowa		9 2		34	H	Nebraska		11 10								

Non-Div. I Games:

Minnesota

Average RPI Win:		114	WON-LOST RECORD		WINNING PCT. RANK	LAST 10 GAMES		STRENGTH OF SCHEDULE		OPP. STRENGTH OF SCHEDULE	TEAM RPI	ADJ RPI	CONF. RPI	ADJ CONF. RPI			
Average RPI Loss:		31															
DIV. I ONLY			44-14-0		.75862	19	6-4-0		45	40	21	.62862	21	7	6		
DIV. I NON-CONF.			28-10-0		.73684	33	0-1-0		21	22	21	.63257	19	6	6		
TOTALS		RPI 1-25		RPI 26-50		W-L RECORDS		RPI 51-100		RPI 101-150		RPI 150+					
44-14-0		0-6-0		10-6-0		OVERALL		12-2-0		9-0-0		13-0-0					
28-9-0		0-3-0		6-4-0		HOME		8-2-0		6-0-0		8-0-0					
9-2-0		0-1-0		3-1-0		AWAY		0-0-0		3-0-0		3-0-0					
7-3-0		0-2-0		1-1-0		NEUTRAL		4-0-0		0-0-0		2-0-0					
28-10-0		0-6-0		6-3-0		NON-CONFERENCE		9-1-0		6-0-0		7-0-0					
22-6-0		0-3-0		5-2-0		HOME		6-1-0		6-0-0		5-0-0					
0-1-0		0-1-0		0-0-		AWAY		0-0-0		0-0-0		0-0-0					
6-3-0		0-2-0		1-1-0		NEUTRAL		3-0-0		0-0-0		2-0-0					
16-4-0		0-0-0		4-3-0		CONFERENCE		3-1-0		3-0-0		6-0-0					
6-3-0		0-0-0		1-2-0		HOME		2-1-0		0-0-0		3-0-0					
9-1-0		0-0-0		3-1-0		AWAY		0-0-0		3-0-0		3-0-0					
1-0-0		0-0-0		0-0-0		NEUTRAL		1-0-0		0-0-0		0-0-0					
RPI	S	Opponent		Score		RPI	S	Opponent		Score		RPI	S	Opponent		Score	
1	A	Florida		0	3	27	H	Utah		6	1	54	H	USC Upstate		8	6
1	H	Florida		1	11	27	H	Utah		9	1	58	N	Col. of Charleston		4	1
2	H	Michigan		2	11	31	N	Oklahoma St.		3	12	59	N	Kent St.		4	3
5	N	Auburn		0	6	33	H	UCF		3	5	63	N	Fordham		11	2
14	N	Tennessee		4	6	33	H	UCF		4	1	66	H	New Mexico St.		5	4
25	H	South Carolina		1	7	33	H	UCF		0	9	78	H	Lehigh		13	2
						39	A	Tulsa		0	4	82	H	Wisconsin		10	2
						39	A	Tulsa		2	0	82	H	Wisconsin		5	9
						39	A	Tulsa		5	2	86	H	Purdue		5	0
						39	A	Tulsa		9	6	89	H	Houston		4	0
						41	H	Texas St.		2	8	89	H	Houston		6	3
						43	H	Virginia Tech		3	6	89	H	Houston		2	5
						45	H	Northwestern		3	2	89	N	Houston		4	1
						47	N	Illinois		5	4	100	H	Jacksonville		9	4
						49	H	Kansas		6	0						
						49	H	Kansas		6	5						
						LAST 10 GAMES											
						39	A	Tulsa		0	4	39	A	Tulsa		5	2
						89	N	Houston		4	1	39	A	Tulsa		9	6
						33	H	UCF		3	5	39	A	Tulsa		2	0
						33	H	UCF		4	1	1	A	Florida		0	3
						33	H	UCF		0	9	152	A	Memphis		7	0

Non-Div. I Games:

South Fla.

Average RPI Win: 86		WON-LOST	WINNING	LAST 10	STRENGTH OF		OPP. STRENGTH	TEAM	ADJ		CONF.	ADJ CONF.		
Average RPI Loss: 28		RECORD	PCT. RANK	GAMES	SCHEDULE		OF SCHEDULE	RPI	RPI		RPI	RPI		
DIV. I ONLY		36-19-0	.65455	47	4-6-0		16	14	20		.62502	22		
DIV. I NON-CONF.		23-8-0	.74194	32	0-0-0		18	28	18		.63168	20		
TOTALS		RPI 1-25	RPI 26-50		W-L RECORDS		RPI 51-100		RPI 101-150		RPI 150+			
36-19-0		6-13-0	9-3-0		OVERALL		10-2-0		5-0-0		6-1-0			
22-8-0		3-5-0	4-2-0		HOME		7-1-0		2-0-0		6-0-0			
7-8-0		1-7-0	2-1-0		AWAY		1-0-0		3-0-0		0-0-0			
7-3-0		2-1-0	3-0-0		NEUTRAL		2-1-0		0-0-0		0-1-0			
23-8-0		2-5-0	3-0-0		NON-CONFERENCE		10-2-0		2-0-0		6-1-0			
15-3-0		0-2-0	0-0-0		HOME		7-1-0		2-0-0		6-0-0			
1-2-0		0-2-0	0-0-		AWAY		1-0-0		0-0-0		0-0-0			
7-3-0		2-1-0	3-0-0		NEUTRAL		2-1-0		0-0-0		0-1-0			
13-11-0		4-8-0	6-3-0		CONFERENCE		0-0-0		3-0-0		0-0-0			
7-5-0		3-3-0	4-2-0		HOME		0-0-0		0-0-0		0-0-0			
6-6-0		1-5-0	2-1-0		AWAY		0-0-0		3-0-0		0-0-0			
0-0-0		0-0-0	0-0-0		NEUTRAL		0-0-0		0-0-0		0-0-0			
RPI	S	Opponent	Score		RPI	S	Opponent	Score		RPI	S	Opponent	Score	
4	A	Alabama	3	4	27	H	Utah	5	4	51	H	BYU	6	3
4	A	Alabama	1	9	27	H	Utah	3	1	51	H	BYU	2	4
7	H	James Madison	2	4	27	H	Utah	3	7	66	H	New Mexico St.	6	1
7	H	James Madison	1	6	28	N	Texas	3	2	66	H	New Mexico St.	10	2
8	A	Washington	8	4	33	N	UCF	19	4	79	N	Cal Poly	0	2
8	A	Washington	1	5	36	H	California	8	0	85	A	UT Arlington	11	0
8	A	Washington	2	6	36	H	California	3	5	86	H	Purdue	11	1
9	A	Oregon	0	7	36	H	California	11	2	89	H	Houston	7	4
9	A	Oregon	0	8	40	A	Arizona St.	5	4	89	H	Houston	4	3
9	A	Oregon	0	2	40	A	Arizona St.	2	0	89	H	Houston	11	2
11	N	LSU	3	0	40	A	Arizona St.	2	3	94	N	Marshall	6	3
14	N	Tennessee	1	0	50	N	Samford	3	0	94	N	Marshall	7	6
15	H	UCLA	6	8										
15	H	UCLA	8	4										
15	H	UCLA	7	8										
17	N	Texas A&M	4	8										
24	H	Oregon St.	6	0										
24	H	Oregon St.	1	2										
24	H	Oregon St.	10	1										
					LAST 10 GAMES									
					36	H	California	11	2	24	H	Oregon St.	6	0
					36	H	California	3	5	9	A	Oregon	0	8
					36	H	California	8	0	9	A	Oregon	0	7
					24	H	Oregon St.	10	1	9	A	Oregon	0	2
					24	H	Oregon St.	1	2	15	H	UCLA	7	8

Non-Div. I Games:

Arizona

Average RPI Win:		126	WON-LOST RECORD		WINNING PCT. RANK		LAST 10 GAMES		STRENGTH OF SCHEDULE		OPP. STRENGTH OF SCHEDULE		TEAM RPI		ADJ RPI		CONF. RPI		ADJ CONF. RPI	
DIV. I ONLY			50-7-0		.87719 4		10-0-0		99		88		22		.61594 23		12		12	
DIV. I NON-CONF.			25-5-0		.83333 15		0-0-0		107		95		28		.60604 33		11		11	
TOTALS		RPI 1-25		RPI 26-50		W-L RECORDS		RPI 51-100		RPI 101-150		RPI 150+								
50-7-0		0-2-0		2-0-0		OVERALL		21-2-0		14-1-0		13-2-0								
29-6-0		0-1-0		1-0-0		HOME		13-2-0		6-1-0		9-2-0								
14-0-0		0-0-0		1-0-0		AWAY		3-0-0		7-0-0		3-0-0								
7-1-0		0-1-0		0-0-0		NEUTRAL		5-0-0		1-0-0		1-0-0								
25-5-0		0-2-0		2-0-0		NON-CONFERENCE		8-0-0		8-1-0		7-2-0								
19-4-0		0-1-0		1-0-0		HOME		6-0-0		6-1-0		6-2-0								
2-0-0		0-0-0		1-0-		AWAY		0-0-0		1-0-0		0-0-0								
4-1-0		0-1-0		0-0-0		NEUTRAL		2-0-0		1-0-0		1-0-0								
25-2-0		0-0-0		0-0-0		CONFERENCE		13-2-0		6-0-0		6-0-0								
10-2-0		0-0-0		0-0-0		HOME		7-2-0		0-0-0		3-0-0								
12-0-0		0-0-0		0-0-0		AWAY		3-0-0		6-0-0		3-0-0								
3-0-0		0-0-0		0-0-0		NEUTRAL		3-0-0		0-0-0		0-0-0								
RPI	S	Opponent		Score		RPI	S	Opponent		Score		RPI	S	Opponent		Score				
9	N	Oregon		5	6	33	A	UCF		2	0	65	N	UAB		6	0			
20	H	Minnesota		0	1	39	H	Tulsa		1	0	65	N	UAB		11	3			
						66	N	New Mexico St.		5	3	104	A	FIU		4	0			
						68	H	Hofstra		6	1	113	H	Michigan St.		3	0			
						69	H	Penn St.		4	2	113	H	Michigan St.		6	0			
						77	H	Southern Miss.		3	2	114	H	Rutgers		7	1			
						77	H	Southern Miss.		2	3	128	N	Drake		8	0			
						77	H	Southern Miss.		3	0	132	H	LIU Brooklyn		1	2			
						81	H	Northern Ill.		8	0	133	H	SIUE		7	0			
						81	H	Northern Ill.		6	2	134	H	Wright St.		4	1			
						86	N	Purdue		6	1	137	H	Boston U.		4	3			
						90	H	Louisiana Tech		2	1	147	A	UNLV		3	1			
						90	H	Louisiana Tech		2	5	149	A	UTSA		7	1			
						90	H	Louisiana Tech		6	0	149	A	UTSA		4	0			
						90	N	Louisiana Tech		7	4	149	A	UTSA		3	2			
						94	H	Marshall		5	0	169	H	UConn		3	1			
						94	H	Marshall		8	0	174	H	Stony Brook		6	1			
						94	H	Marshall		9	1	181	H	Maryland		7	8			
						96	A	Charlotte		7	5	191	H	Western Ky.		8	3			
						96	A	Charlotte		3	1	191	H	Western Ky.		6	0			
						LAST 10 GAMES						191	H	Western Ky.		16	1			
												193	H	Robert Morris		1	2			
193	H	Robert Morris		7	0															
207	A	Middle Tenn.		9	0															
207	A	Middle Tenn.		3	1															
207	A	Middle Tenn.		7	0															
223	H	Florida A&M		8	0															

Non-Div. I Games:

Fla. Atlantic

Fla. Atlantic

Average RPI Win:		97	WON-LOST RECORD		WINNING PCT. RANK		LAST 10 GAMES		STRENGTH OF SCHEDULE		OPP. STRENGTH OF SCHEDULE		TEAM RPI		ADJ RPI		CONF. RPI		ADJ CONF. RPI					
DIV. I ONLY			30-18-1		.62245		69		4-6-0		23		13		28		.6154		24		2		2	
DIV. I NON-CONF.			21-4-1		.82692		18		0-0-0		30		42		15		.64485		15		2		2	
TOTALS		RPI 1-25				RPI 26-50				W-L RECORDS				RPI 51-100				RPI 101-150				RPI 150+		
30-18-1		5-11-1				6-5-0				OVERALL				7-1-0				5-1-0				7-0-0		
5-7-0		1-5-0				3-2-0				HOME				0-0-0				0-0-0				1-0-0		
6-7-0		2-4-0				0-3-0				AWAY				1-0-0				3-0-0				0-0-0		
19-4-1		2-2-1				3-0-0				NEUTRAL				6-1-0				2-1-0				6-0-0		
21-4-1		2-2-1				3-0-0				NON-CONFERENCE				7-1-0				2-1-0				7-0-0		
1-0-0		0-0-0				0-0-0				HOME				0-0-0				0-0-0				1-0-0		
1-0-0		0-0-0				0-0-				AWAY				1-0-0				0-0-0				0-0-0		
19-4-1		2-2-1				3-0-0				NEUTRAL				6-1-0				2-1-0				6-0-0		
9-14-0		3-9-0				3-5-0				CONFERENCE				0-0-0				3-0-0				0-0-0		
4-7-0		1-5-0				3-2-0				HOME				0-0-0				0-0-0				0-0-0		
5-7-0		2-4-0				0-3-0				AWAY				0-0-0				3-0-0				0-0-0		
0-0-0		0-0-0				0-0-0				NEUTRAL				0-0-0				0-0-0				0-0-0		
RPI	S	Opponent		Score		RPI	S	Opponent		Score		RPI	S	Opponent		Score		RPI	S	Opponent		Score		
2	N	Michigan		3	9	27	A	Utah		5	9	53	N	Grand Canyon		9	4	111	N	Loyola Marymount		0	2	
3	N	Oklahoma		6	4	27	A	Utah		6	14	55	A	CSUN		1	0	125	N	Hawaii		11	1	
8	H	Washington		2	7	27	A	Utah		5	7	55	N	CSUN		6	2	139	A	Stanford		9	1	
8	H	Washington		3	2	35	N	North Carolina		5	2	64	N	San Jose St.		14	10	139	A	Stanford		15	1	
8	H	Washington		2	3	36	H	California		3	4	64	N	San Jose St.		12	2	139	A	Stanford		3	2	
9	H	Oregon		1	6	36	H	California		0	4	66	N	New Mexico St.		10	2	140	N	New Mexico		11	1	
9	H	Oregon		3	4	36	H	California		5	3	79	N	Cal Poly		3	7	189	N	Toledo		7	2	
9	H	Oregon		0	9	40	H	Arizona St.		1	0	82	N	Wisconsin		3	1	193	N	Robert Morris		8	1	
13	N	Baylor		0	3	40	H	Arizona St.		4	3							198	N	San Diego		11	1	
15	A	UCLA		0	8	45	N	Northwestern		5	3							202	N	UC Davis		11	2	
15	A	UCLA		5	7	48	N	Wichita St.		4	3							217	N	Boise St.		5	4	
15	A	UCLA		8	2													224	N	Bethune-Cookman		9	0	
16	N	Kentucky		8	0													252	H	Portland St.		9	1	
18	N	Fresno St.		6	6																			
22	A	Arizona		0	6																			
22	A	Arizona		2	1																			
22	A	Arizona		1	10																			
LAST 10 GAMES																								
40	H	Arizona St.		4	3	8	H	Washington		2	7													
40	H	Arizona St.		1	0	8	H	Washington		3	2													
22	A	Arizona		1	10	8	H	Washington		2	3													
22	A	Arizona		2	1	15	A	UCLA		0	8													
22	A	Arizona		0	6	15	A	UCLA		5	7													

Non-Div. I Games:

Oregon St.

Average RPI Win:		103	WON-LOST RECORD		WINNING PCT. RANK		LAST 10 GAMES		STRENGTH OF SCHEDULE		OPP. STRENGTH OF SCHEDULE		TEAM RPI		ADJ RPI		CONF. RPI		ADJ CONF. RPI					
DIV. I ONLY			36-21-0		.63158		62		4-6-0		20		15		24		.61291		25		1		1	
DIV. I NON-CONF.			28-3-0		.90323		6		1-0-0		111		76		19		.6281		23		1		1	
TOTALS		RPI 1-25		RPI 26-50				W-L RECORDS				RPI 51-100				RPI 101-150				RPI 150+				
36-21-0		6-16-0		3-2-0				OVERALL				9-1-0				10-2-0				8-0-0				
23-9-0		3-6-0		2-2-0				HOME				5-0-0				8-1-0				5-0-0				
7-10-0		2-8-0		0-0-0				AWAY				4-1-0				1-1-0				0-0-0				
6-2-0		1-2-0		1-0-0				NEUTRAL				0-0-0				1-0-0				3-0-0				
28-3-0		1-1-0		2-0-0				NON-CONFERENCE				7-0-0				10-2-0				8-0-0				
19-1-0		0-0-0		1-0-0				HOME				5-0-0				8-1-0				5-0-0				
4-1-0		1-0-0		0-0-				AWAY				2-0-0				1-1-0				0-0-0				
5-1-0		0-1-0		1-0-0				NEUTRAL				0-0-0				1-0-0				3-0-0				
8-18-0		5-15-0		1-2-0				CONFERENCE				2-1-0				0-0-0				0-0-0				
4-8-0		3-6-0		1-2-0				HOME				0-0-0				0-0-0				0-0-0				
3-9-0		1-8-0		0-0-0				AWAY				2-1-0				0-0-0				0-0-0				
1-1-0		1-1-0		0-0-0				NEUTRAL				0-0-0				0-0-0				0-0-0				
RPI	S	Opponent		Score		RPI	S	Opponent		Score		RPI	S	Opponent		Score		RPI	S	Opponent		Score		
2	N	Michigan		3	15	30	H	Ole Miss		2	5	54	A	USC Upstate		1	0	102	H	Furman		4	1	
4	H	Alabama		1	5	30	H	Ole Miss		0	2	61	H	Longwood		2	0	105	H	Ga. Southern		4	6	
4	H	Alabama		2	1	30	H	Ole Miss		7	5	67	A	Arkansas		5	10	108	H	UNCW		7	5	
4	H	Alabama		1	3	35	H	North Carolina		9	1	67	A	Arkansas		7	5	113	H	Michigan St.		8	7	
5	A	Auburn		3	4	43	N	Virginia Tech		6	0	67	A	Arkansas		14	0	115	N	Illinois St.		3	0	
5	A	Auburn		2	5							72	H	Troy		10	7	121	H	Kennesaw St.		7	0	
5	A	Auburn		0	10							72	H	Troy		8	0	121	H	Kennesaw St.		10	1	
11	A	LSU		2	7							80	H	Ohio		8	0	123	H	UNCG		11	3	
11	A	LSU		0	8							95	H	Western Caro.		1	0	124	H	Coastal Caro.		3	1	
11	A	LSU		0	2							96	A	Charlotte		13	2	126	A	UC Santa Barbara		6	1	
12	A	Missouri		2	5													126	A	UC Santa Barbara		3	4	
12	A	Missouri		0	2													133	H	SIUE		1	0	
12	A	Missouri		3	1													169	H	UConn		5	4	
12	N	Missouri		7	4													173	N	Georgia Tech		3	1	
14	N	Tennessee		1	5													187	H	Charleston So.		2	1	
16	H	Kentucky		2	8													214	H	Winthrop		9	1	
16	H	Kentucky		0	4													225	H	Buffalo		10	2	
16	H	Kentucky		1	5													225	H	Buffalo		7	4	
19	H	Georgia		3	1													227	N	Southern Utah		21	4	
19	H	Georgia		5	4													227	N	Southern Utah		6	5	
19	H	Georgia		1	4																			
21	A	South Fla.		7	1	LAST 10 GAMES																		
						14	N	Tennessee		1	5	4	H	Alabama		1	5							
						12	N	Missouri		7	4	4	H	Alabama		2	1							
						12	A	Missouri		0	2	4	H	Alabama		1	3							
						12	A	Missouri		3	1	102	H	Furman		4	1							
						12	A	Missouri		2	5	11	A	LSU		0	2							

Non-Div. I Games:

South Carolina

Average RPI Win:	119	WON-LOST RECORD		WINNING PCT. RANK		LAST 10 GAMES		STRENGTH OF SCHEDULE		OPP. STRENGTH OF SCHEDULE		TEAM RPI		ADJ RPI		CONF. RPI		ADJ CONF. RPI	
DIV. I ONLY		41-11-0		.78846	13	6-4-0		75		34		26		.61199	26	4		4	
DIV. I NON-CONF.		26-3-0		.89655	8	1-0-0		139		78		25		.61698	26	5		5	
TOTALS		RPI 1-25	RPI 26-50		W-L RECORDS		RPI 51-100		RPI 101-150		RPI 150+								
41-11-0		2-4-0	9-4-0		OVERALL		10-3-0		8-0-0		12-0-0								
13-3-0		1-1-0	1-1-0		HOME		4-1-0		1-0-0		6-0-0								
11-4-0		0-0-0	4-2-0		AWAY		2-2-0		5-0-0		0-0-0								
17-4-0		1-3-0	4-1-0		NEUTRAL		4-0-0		2-0-0		6-0-0								
26-3-0		1-2-0	2-1-0		NON-CONFERENCE		6-0-0		5-0-0		12-0-0								
8-0-0		0-0-0	0-0-0		HOME		1-0-0		1-0-0		6-0-0								
3-0-0		0-0-0	0-0-		AWAY		1-0-0		2-0-0		0-0-0								
15-3-0		1-2-0	2-1-0		NEUTRAL		4-0-0		2-0-0		6-0-0								
15-8-0		1-2-0	7-3-0		CONFERENCE		4-3-0		3-0-0		0-0-0								
5-3-0		1-1-0	1-1-0		HOME		3-1-0		0-0-0		0-0-0								
8-4-0		0-0-0	4-2-0		AWAY		1-2-0		3-0-0		0-0-0								
2-1-0		0-1-0	2-0-0		NEUTRAL		0-0-0		0-0-0		0-0-0								
RPI	S	Opponent	Score	RPI	S	Opponent	Score	RPI	S	Opponent	Score	RPI	S	Opponent	Score				
6	H	Florida St.	5 14	27	N	Utah	2 1	51	N	BYU	4 2	104	A	FIU	6 3				
6	H	Florida St.	5 4	33	N	UCF	5 1	60	N	Georgia St.	10 4	104	A	FIU	17 8				
6	N	Florida St.	3 7	35	A	North Carolina	12 2	69	N	Penn St.	6 2	131	H	Butler	5 0				
8	N	Washington	4 5	35	A	North Carolina	6 7	76	H	DePaul	8 0	144	A	Virginia	16 3				
15	N	UCLA	8 6	35	A	North Carolina	4 7	79	N	Cal Poly	6 3	144	A	Virginia	9 2				
16	N	Kentucky	7 10	36	N	California	7 8	87	H	Pittsburgh	13 1	144	A	Virginia	7 3				
				43	A	Virginia Tech	5 3	88	A	Syracuse	6 1	146	N	North Florida	7 3				
				43	A	Virginia Tech	3 0	88	A	Syracuse	2 5	148	N	East Carolina	8 0				
				43	A	Virginia Tech	7 5	88	A	Syracuse	4 6	170	N	Ball St.	7 1				
				43	N	Virginia Tech	5 4	97	H	North Carolina St.	5 6	174	N	Stony Brook	7 0				
				46	H	Louisville	8 7	97	H	North Carolina St.	15 14	174	N	Stony Brook	4 3				
				46	H	Louisville	3 8	97	H	North Carolina St.	4 0	182	H	Western Mich.	6 3				
				46	N	Louisville	4 2	99	A	FGCU	6 1	219	H	Eastern Mich.	10 2				
												222	H	Valparaiso	7 3				
												231	N	George Washington	12 0				
												237	H	IUPUI	11 3				
												244	H	Bowling Green	10 0				
												253	N	Utah Valley	11 4				
												259	N	Bryant	7 0				
												279	H	IPFW	5 0				
				LAST 10 GAMES															
				6	N	Florida St.	3 7	97	H	North Carolina St.	5 6								
				46	N	Louisville	4 2	46	H	Louisville	8 7								
				43	N	Virginia Tech	5 4	46	H	Louisville	3 8								
				97	H	North Carolina St.	4 0	76	H	DePaul	8 0								
				97	H	North Carolina St.	15 14	35	A	North Carolina	6 7								

Average RPI Win: 95		WON-LOST	WINNING	LAST 10	STRENGTH OF		OPP. STRENGTH	TEAM	ADJ	CONF.	ADJ CONF.
Average RPI Loss: 19		RECORD	PCT. RANK	GAMES	SCHEDULE		OF SCHEDULE	RPI	RPI	RPI	RPI
DIV. I ONLY		32-19-0	.62745	64	4-6-0		21	11	27	.60977	27
DIV. I NON-CONF.		19-9-0	.67857	48	0-0-0		26	23	32	.60307	35
TOTALS		RPI 1-25	RPI 26-50		W-L RECORDS		RPI 51-100		RPI 101-150		RPI 150+
32-19-0		6-14-0	6-4-0		OVERALL		9-1-0		4-0-0		7-0-0
12-3-0		3-2-0	3-0-0		HOME		1-1-0		3-0-0		2-0-0
4-11-0		3-8-0	1-3-0		AWAY		0-0-0		0-0-0		0-0-0
16-5-0		0-4-0	2-1-0		NEUTRAL		8-0-0		1-0-0		5-0-0
19-9-0		0-6-0	2-2-0		NON-CONFERENCE		9-1-0		1-0-0		7-0-0
3-1-0		0-0-0	0-0-0		HOME		1-1-0		0-0-0		2-0-0
0-3-0		0-2-0	0-0-		AWAY		0-0-0		0-0-0		0-0-0
16-5-0		0-4-0	2-1-0		NEUTRAL		8-0-0		1-0-0		5-0-0
13-10-0		6-8-0	4-2-0		CONFERENCE		0-0-0		3-0-0		0-0-0
9-2-0		3-2-0	3-0-0		HOME		0-0-0		3-0-0		0-0-0
4-8-0		3-6-0	1-2-0		AWAY		0-0-0		0-0-0		0-0-0
0-0-0		0-0-0	0-0-0		NEUTRAL		0-0-0		0-0-0		0-0-0
RPI S	Opponent	Score		RPI S	Opponent	Score		RPI S	Opponent	Score	
1 N	Florida	0	1	26 N	Notre Dame	1	2	51 H	BYU	4	5
3 N	Oklahoma	2	6	29 N	Cal St. Fullerton	7	2	55 N	CSUN	3	1
8 A	Washington	6	5	33 A	UCF	3	4	56 N	Boston College	3	1
8 A	Washington	0	8	36 A	California	3	11	60 N	Georgia St.	9	0
8 A	Washington	0	6	36 A	California	3	4	64 N	San Jose St.	4	0
9 A	Oregon	2	3	36 A	California	5	0	66 N	New Mexico St.	10	4
9 A	Oregon	3	2	37 N	Long Beach St.	10	5	74 H	Weber St.	4	0
9 A	Oregon	1	5	40 H	Arizona St.	3	1	86 N	Purdue	3	1
15 H	UCLA	0	8	40 H	Arizona St.	10	2	86 N	Purdue	4	2
15 H	UCLA	7	15	40 H	Arizona St.	6	5	99 N	FGCU	7	0
16 N	Kentucky	0	1								
18 N	Fresno St.	0	2								
21 A	South Fla.	1	9								
21 A	South Fla.	1	6								
22 A	Arizona	4	5								
22 A	Arizona	1	3								
22 A	Arizona	7	3								
24 H	Oregon St.	14	6								
24 H	Oregon St.	9	5								
24 H	Oregon St.	7	5								
				LAST 10 GAMES							
				9 A	Oregon	2	3	8 A	Washington	6	5
				9 A	Oregon	3	2	8 A	Washington	0	8
				9 A	Oregon	1	5	8 A	Washington	0	6
				15 H	UCLA	0	8	139 H	Stanford	9	0
				15 H	UCLA	7	15	139 H	Stanford	13	0

Non-Div. I Games:

Utah

Average RPI Win: 103		WON-LOST RECORD	WINNING PCT. RANK	LAST 10 GAMES	STRENGTH OF SCHEDULE	OPP. STRENGTH OF SCHEDULE	TEAM RPI	ADJ RPI	CONF. RPI	ADJ CONF. RPI					
Average RPI Loss: 47															
DIV. I ONLY		37-14-0	.72549	27	9-1-0	58	28	31	.60931	28	3	3			
DIV. I NON-CONF.		27-7-0	.79412	24	2-0-0	109	43	34	.60906	30	3	3			
<hr/>															
TOTALS		RPI 1-25		RPI 26-50		W-L RECORDS		RPI 51-100		RPI 101-150		RPI 150+			
37-14-0		0-6-0		10-4-0		OVERALL		9-2-0		9-1-0		9-1-0			
24-5-0		0-0-0		9-3-0		HOME		8-2-0		3-0-0		4-0-0			
7-7-0		0-5-0		0-1-0		AWAY		1-0-0		6-1-0		0-0-0			
6-2-0		0-1-0		1-0-0		NEUTRAL		0-0-0		0-0-0		5-1-0			
<hr/>															
27-7-0		0-1-0		5-3-0		NON-CONFERENCE		7-1-0		6-1-0		9-1-0			
17-3-0		0-0-0		4-2-0		HOME		6-1-0		3-0-0		4-0-0			
4-2-0		0-0-0		0-0-		AWAY		1-0-0		3-1-0		0-0-0			
6-2-0		0-1-0		1-0-0		NEUTRAL		0-0-0		0-0-0		5-1-0			
<hr/>															
10-7-0		0-5-0		5-1-0		CONFERENCE		2-1-0		3-0-0		0-0-0			
7-2-0		0-0-0		5-1-0		HOME		2-1-0		0-0-0		0-0-0			
3-5-0		0-5-0		0-0-0		AWAY		0-0-0		3-0-0		0-0-0			
0-0-0		0-0-0		0-0-0		NEUTRAL		0-0-0		0-0-0		0-0-0			
<hr/>															
RPI	S	Opponent	Score	RPI	S	Opponent	Score	RPI	S	Opponent	Score	RPI	S	Opponent	Score
3	A	Oklahoma	3 5	31	H	Oklahoma St.	5 3	51	H	BYU	1 3	103	H	Abilene Christian	15 1
3	A	Oklahoma	8 9	31	H	Oklahoma St.	4 2	51	H	BYU	7 0	103	H	Abilene Christian	3 2
3	A	Oklahoma	3 5	31	H	Oklahoma St.	8 7	51	H	BYU	5 0	125	A	Hawaii	3 2
13	A	Baylor	1 3	35	H	North Carolina	6 5	52	H	North Dakota St.	3 2	125	A	Hawaii	2 3
13	A	Baylor	5 6	35	H	North Carolina	7 6	67	H	Arkansas	6 5	125	A	Hawaii	5 2
22	N	Arizona	2 3	39	H	Tulsa	0 3	67	H	Arkansas	4 1	149	A	UTSA	3 2
				39	H	Tulsa	0 3	71	H	Texas Tech	8 4	149	H	UTSA	3 2
				41	A	Texas St.	5 9	71	H	Texas Tech	2 3	150	A	Iowa St.	15 2
				41	H	Texas St.	3 2	71	H	Texas Tech	2 0	150	A	Iowa St.	14 3
				47	H	Illinois	8 1	74	H	Weber St.	5 0	150	A	Iowa St.	10 0
				49	H	Kansas	3 1	89	A	Houston	4 1	151	H	UTEP	4 1
				49	H	Kansas	1 9					151	H	UTEP	8 0
				49	H	Kansas	6 0					155	H	North Texas	4 2
				50	N	Samford	10 8					170	N	Ball St.	8 0
												170	N	Ball St.	13 2
												186	N	Iowa	0 1
												186	N	Iowa	4 3
												189	N	Toledo	6 3
												189	N	Toledo	17 2
												236	H	Texas Southern	6 0
<hr/>															
LAST 10 GAMES															
				150	A	Iowa St.	10 0	49	H	Kansas	1 9				
				150	A	Iowa St.	14 3	49	H	Kansas	3 1				
				150	A	Iowa St.	15 2	236	H	Texas Southern	6 0				
				155	H	North Texas	4 2	31	H	Oklahoma St.	8 7				
				49	H	Kansas	6 0	31	H	Oklahoma St.	5 3				

Non-Div. I Games:

Texas

Average RPI Win: 127		WON-LOST	WINNING	LAST 10	STRENGTH OF		OPP. STRENGTH	TEAM	ADJ	CONF.	ADJ CONF.
Average RPI Loss: 55		RECORD	PCT. RANK	GAMES	SCHEDULE		OF SCHEDULE	RPI	RPI	RPI	RPI
DIV. I ONLY		43-14-0	.75439	20	6-4-0		82	50	32	.608	29
DIV. I NON-CONF.		26-10-0	.72222	36	0-0-0		105	24	42	.59955	36
TOTALS		RPI 1-25	RPI 26-50		W-L RECORDS		RPI 51-100		RPI 101-150		RPI 150+
43-14-0		2-4-0	7-3-0		OVERALL		9-5-0		11-1-0		14-1-0
25-8-0		2-3-0	4-2-0		HOME		4-2-0		7-1-0		8-0-0
11-1-0		0-0-0	0-0-0		AWAY		5-1-0		3-0-0		3-0-0
7-5-0		0-1-0	3-1-0		NEUTRAL		0-2-0		1-0-0		3-1-0
26-10-0		2-4-0	6-1-0		NON-CONFERENCE		4-4-0		3-0-0		11-1-0
16-5-0		2-3-0	3-0-0		HOME		4-2-0		2-0-0		5-0-0
3-0-0		0-0-0	0-0-0		AWAY		0-0-0		0-0-0		3-0-0
7-5-0		0-1-0	3-1-0		NEUTRAL		0-2-0		1-0-0		3-1-0
17-4-0		0-0-0	1-2-0		CONFERENCE		5-1-0		8-1-0		3-0-0
9-3-0		0-0-0	1-2-0		HOME		0-0-0		5-1-0		3-0-0
8-1-0		0-0-0	0-0-0		AWAY		5-1-0		3-0-0		0-0-0
0-0-0		0-0-0	0-0-0		NEUTRAL		0-0-0		0-0-0		0-0-0
RPI S	Opponent	Score	RPI S	Opponent	Score	RPI S	Opponent	Score	RPI S	Opponent	Score
3 H	Oklahoma	7 5	27 N	Utah	2 7	51 N	BYU	6 7	119 H	UC Riverside	2 1
4 H	Alabama	1 2	31 N	Oklahoma St.	4 2	55 A	CSUN	2 0	119 H	UC Riverside	9 1
6 H	Florida St.	1 10	35 H	North Carolina	6 5	55 A	CSUN	1 3	119 H	UC Riverside	12 2
15 H	UCLA	4 5	37 H	Long Beach St.	4 8	55 A	CSUN	6 1	125 A	Hawaii	2 0
18 H	Fresno St.	5 0	37 H	Long Beach St.	8 0	62 H	San Diego St.	8 4	125 A	Hawaii	7 1
19 N	Georgia	6 7	37 H	Long Beach St.	1 8	64 H	San Jose St.	6 3	125 A	Hawaii	7 1
			38 N	Mississippi St.	2 0	66 N	New Mexico St.	4 5	126 H	UC Santa Barbara	7 1
			38 N	Mississippi St.	3 2	67 H	Arkansas	8 1	126 H	UC Santa Barbara	3 4
			40 H	Arizona St.	3 2	74 H	Weber St.	9 7	126 H	UC Santa Barbara	3 1
			45 H	Northwestern	2 0	74 H	Weber St.	1 10	140 H	New Mexico	2 0
						79 A	Cal Poly	8 3	149 H	UTSA	13 1
						79 A	Cal Poly	2 1	150 N	Iowa St.	2 1
						79 A	Cal Poly	5 1	164 N	Idaho St.	2 3
						82 H	Wisconsin	2 3	190 H	Princeton	5 0
									190 N	Princeton	4 0
									198 H	San Diego	8 2
									202 H	UC Davis	5 1
									202 H	UC Davis	6 1
									202 H	UC Davis	8 2
									218 H	Yale	8 0
									228 A	CSU Bakersfield	8 2
									233 N	Seattle	9 0
									233 N	Seattle	3 2
									247 H	Canisius	8 0
									253 H	Utah Valley	9 2
									263 A	Santa Clara	10 0
									263 A	Santa Clara	5 3
			LAST 10 GAMES								
			126 H	UC Santa Barbara	7 1	55 A	CSUN	1 3			
			126 H	UC Santa Barbara	3 4	37 H	Long Beach St.	4 8			
			126 H	UC Santa Barbara	3 1	37 H	Long Beach St.	1 8			
			55 A	CSUN	2 0	37 H	Long Beach St.	8 0			
			55 A	CSUN	6 1	125 A	Hawaii	7 1			

Non-Div. I Games:

Cal St. Fullerton

Average RPI Win:		103	WON-LOST RECORD		WINNING PCT. RANK		LAST 10 GAMES		STRENGTH OF SCHEDULE		OPP. STRENGTH OF SCHEDULE		TEAM RPI		ADJ RPI		CONF. RPI		ADJ CONF. RPI					
DIV. I ONLY			39-20-0		.66102		44		5-5-0		28		19		25		.6074		30		1		1	
DIV. I NON-CONF.			27-6-0		.81818		19		2-0-0		118		100		36		.59867		38		1		1	
TOTALS		RPI 1-25		RPI 26-50		W-L RECORDS		RPI 51-100		RPI 101-150		RPI 150+												
39-20-0		7-13-0		3-4-0		OVERALL		12-1-0		5-1-0		12-1-0												
21-8-0		2-7-0		1-0-0		HOME		9-0-0		4-0-0		5-1-0												
11-10-0		4-5-0		2-3-0		AWAY		3-1-0		1-1-0		1-0-0												
7-2-0		1-1-0		0-1-0		NEUTRAL		0-0-0		0-0-0		6-0-0												
27-6-0		0-0-0		1-3-0		NON-CONFERENCE		9-1-0		5-1-0		12-1-0												
16-1-0		0-0-0		1-0-0		HOME		6-0-0		4-0-0		5-1-0												
5-4-0		0-0-0		0-0-		AWAY		3-1-0		1-1-0		1-0-0												
6-1-0		0-0-0		0-1-0		NEUTRAL		0-0-0		0-0-0		6-0-0												
12-14-0		7-13-0		2-1-0		CONFERENCE		3-0-0		0-0-0		0-0-0												
5-7-0		2-7-0		0-0-0		HOME		3-0-0		0-0-0		0-0-0												
6-6-0		4-5-0		2-1-0		AWAY		0-0-0		0-0-0		0-0-0												
1-1-0		1-1-0		0-0-0		NEUTRAL		0-0-0		0-0-0		0-0-0												
RPI	S	Opponent		Score		RPI	S	Opponent		Score		RPI	S	Opponent		Score		RPI	S	Opponent		Score		
1	H	Florida		0 8		31	A	Oklahoma St.		6 8		65	H	UAB		5 0		125	A	Hawaii		6 5		
1	H	Florida		1 6		31	A	Oklahoma St.		6 9		67	H	Arkansas		6 5		125	A	Hawaii		0 3		
1	H	Florida		2 4		32	N	McNeese St.		1 2		67	H	Arkansas		7 2		136	H	SFA		4 2		
1	N	Florida		0 1		38	A	Mississippi St.		9 5		67	H	Arkansas		10 7		141	H	Massachusetts		1 0		
12	H	Missouri		9 5		38	A	Mississippi St.		4 3		69	H	Penn St.		7 6		149	H	UTSA		8 0		
12	H	Missouri		3 5		38	A	Mississippi St.		0 1		69	H	Penn St.		4 3		149	H	UTSA		9 1		
12	H	Missouri		0 2		50	H	Samford		5 4		72	A	Troy		6 1		152	A	Memphis		7 3		
14	H	Tennessee		3 0								77	A	Southern Miss.		1 2		152	H	Memphis		5 3		
14	H	Tennessee		1 11								77	A	Southern Miss.		10 1		163	H	La.-Monroe		2 1		
14	H	Tennessee		2 7								83	H	UNI		5 0		166	N	Eastern Ill.		4 2		
16	A	Kentucky		2 6								83	H	UNI		1 0		166	N	Eastern Ill.		8 0		
16	A	Kentucky		3 1								84	H	Central Ark.		7 0		176	H	UT Martin		6 9		
16	A	Kentucky		1 3								90	A	Louisiana Tech		3 1		179	H	Youngstown St.		9 2		
19	A	Georgia		3 10														183	N	Tennessee Tech		8 5		
19	A	Georgia		0 8														185	N	St. Mary's (CA)		10 2		
19	A	Georgia		1 0														185	N	St. Mary's (CA)		5 0		
19	N	Georgia		4 2														188	N	UMKC		5 4		
25	A	South Carolina		2 0														226	H	Belmont		8 0		
25	A	South Carolina		5 2														226	H	Belmont		9 5		
25	A	South Carolina		5 7																				
						LAST 10 GAMES																		
		1 N Florida		0 1				90 A Louisiana Tech		3 1														
		19 N Georgia		4 2				19 A Georgia		3 10														
		14 H Tennessee		1 11				19 A Georgia		1 0														
		14 H Tennessee		3 0				19 A Georgia		0 8														
		14 H Tennessee		2 7				65 H UAB		5 0														

Non-Div. I Games:

Ole Miss

Average RPI Win:		92	WON-LOST RECORD		WINNING PCT. RANK		LAST 10 GAMES		STRENGTH OF SCHEDULE		OPP. STRENGTH OF SCHEDULE		TEAM RPI		ADJ RPI		CONF. RPI		ADJ CONF. RPI				
DIV. I ONLY			29-24-0		.54717 112		7-3-0		13		24		33		.60619 31		3		3				
DIV. I NON-CONF.			23-13-0		.63889 69		5-0-0		10		17		26		.62431 24		3		3				
TOTALS		RPI 1-25		RPI 26-50				W-L RECORDS		RPI 51-100				RPI 101-150				RPI 150+					
29-24-0		3-10-0		7-7-0				OVERALL		7-6-0				9-1-0				3-0-0					
13-4-0		1-3-0		4-0-0				HOME		1-0-0				5-1-0				2-0-0					
11-11-0		0-1-0		3-6-0				AWAY		4-4-0				3-0-0				1-0-0					
5-9-0		2-6-0		0-1-0				NEUTRAL		2-2-0				1-0-0				0-0-0					
23-13-0		2-5-0		5-4-0				NON-CONFERENCE		7-3-0				6-1-0				3-0-0					
9-1-0		0-0-0		4-0-0				HOME		1-0-0				2-1-0				2-0-0					
9-4-0		0-0-0		1-0-				AWAY		4-1-0				3-0-0				1-0-0					
5-8-0		2-5-0		0-1-0				NEUTRAL		2-2-0				1-0-0				0-0-0					
6-11-0		1-5-0		2-3-0				CONFERENCE		0-3-0				3-0-0				0-0-0					
4-3-0		1-3-0		0-0-0				HOME		0-0-0				3-0-0				0-0-0					
2-7-0		0-1-0		2-3-0				AWAY		0-3-0				0-0-0				0-0-0					
0-1-0		0-1-0		0-0-0				NEUTRAL		0-0-0				0-0-0				0-0-0					
RPI	S	Opponent		Score		RPI	S	Opponent		Score		RPI	S	Opponent		Score		RPI	S	Opponent		Score	
2	N	Michigan		2	11	28	A	Texas		7	8	62	N	San Diego St.		12	14	103	N	Abilene Christian		9	7
3	A	Oklahoma		2	5	28	A	Texas		3	5	67	A	Arkansas		10	7	107	A	Miami (OH)		6	5
3	H	Oklahoma		0	8	28	A	Texas		2	4	67	H	Arkansas		4	1	107	H	Miami (OH)		7	2
3	N	Oklahoma		2	10	29	N	Cal St. Fullerton		2	4	71	A	Texas Tech		7	8	142	H	Dartmouth		2	5
5	N	Auburn		1	6	30	H	Ole Miss		9	6	71	A	Texas Tech		7	9	142	H	Dartmouth		8	0
7	N	James Madison		1	4	30	H	Ole Miss		8	6	71	A	Texas Tech		18	19	147	A	UNLV		4	1
8	N	Washington		8	4	39	A	Tulsa		0	9	76	N	DePaul		7	2	147	A	UNLV		11	6
9	N	Oregon		0	7	39	H	Tulsa		1	0	76	N	DePaul		3	0	150	H	Iowa St.		10	2
13	H	Baylor		3	1	41	A	Texas St.		0	4	84	A	Central Ark.		17	0	150	H	Iowa St.		12	10
13	H	Baylor		3	6	41	A	Texas St.		1	3	89	A	Houston		7	3	150	H	Iowa St.		10	2
13	H	Baylor		0	9	48	A	Wichita St.		8	2	89	A	Houston		12	3	169	H	UConn		8	0
14	N	Tennessee		4	14	48	H	Wichita St.		4	3	89	A	Houston		9	10	194	H	Missouri St.		4	0
21	N	South Fla.		12	3	49	A	Kansas		10	4	93	N	Northwestern St.		3	9	205	A	Cleveland St.		9	4
						49	A	Kansas		11	9												
LAST 10 GAMES																							
						3	A	Oklahoma		2	5	49	A	Kansas		10	4						
						3	H	Oklahoma		0	8	147	A	UNLV		11	6						
						169	H	UConn		8	0	147	A	UNLV		4	1						
						39	H	Tulsa		1	0	67	H	Arkansas		4	1						
						49	A	Kansas		11	9	28	A	Texas		7	8						

Non-Div. I Games:

Oklahoma St.

Average RPI Win:	132	WON-LOST RECORD	WINNING PCT. RANK	LAST 10 GAMES	STRENGTH OF SCHEDULE	OPP. STRENGTH OF SCHEDULE	TEAM RPI	ADJ RPI	CONF. RPI	ADJ CONF. RPI		
DIV. I ONLY		42-12-0	.77778	16	9-1-0	68	78	29	.60542	32	14	14
DIV. I NON-CONF.		15-8-0	.65217	60	1-0-0	50	6	43	.588	42	15	15
<hr/>												
TOTALS	RPI 1-25	RPI 26-50		W-L RECORDS		RPI 51-100		RPI 101-150		RPI 150+		
42-12-0	1-4-0	3-1-0		OVERALL		16-6-0		5-1-0		17-0-0		
16-2-0	0-0-0	0-0-0		HOME		7-1-0		3-1-0		6-0-0		
16-9-0	1-4-0	1-0-0		AWAY		7-5-0		0-0-0		7-0-0		
10-1-0	0-0-0	2-1-0		NEUTRAL		2-0-0		2-0-0		4-0-0		
15-8-0	1-4-0	3-1-0		NON-CONFERENCE		5-3-0		1-0-0		5-0-0		
1-0-0	0-0-0	0-0-0		HOME		1-0-0		0-0-0		0-0-0		
5-7-0	1-4-0	1-0-		AWAY		2-3-0		0-0-0		1-0-0		
9-1-0	0-0-0	2-1-0		NEUTRAL		2-0-0		1-0-0		4-0-0		
27-4-0	0-0-0	0-0-0		CONFERENCE		11-3-0		4-1-0		12-0-0		
15-2-0	0-0-0	0-0-0		HOME		6-1-0		3-1-0		6-0-0		
11-2-0	0-0-0	0-0-0		AWAY		5-2-0		0-0-0		6-0-0		
1-0-0	0-0-0	0-0-0		NEUTRAL		0-0-0		1-0-0		0-0-0		
RPI S	Opponent	Score		RPI S	Opponent	Score		RPI S	Opponent	Score		
10 A	La.-Lafayette	4	5	30 N	Ole Miss	2	1	71 A	Texas Tech	6	11	
11 A	LSU	2	5	38 N	Mississippi St.	8	4	71 A	Texas Tech	1	4	
13 A	Baylor	3	1	38 N	Mississippi St.	0	3	72 A	Troy	3	2	
13 A	Baylor	4	5	44 A	South Ala.	2	1	77 A	Southern Miss.	6	0	
13 A	Baylor	5	6					77 N	Southern Miss.	7	4	
								80 N	Ohio	8	4	
								84 H	Central Ark.	4	1	
								84 H	Central Ark.	7	1	
								84 H	Central Ark.	10	2	
								89 A	Houston	1	4	
								89 H	Houston	4	0	
								91 A	Lamar	5	1	
								91 A	Lamar	8	0	
								91 A	Lamar	7	8	
								91 A	Lamar	5	2	
								91 H	Lamar	8	4	
								92 H	Nicholls St.	1	3	
								92 H	Nicholls St.	2	0	
								92 H	Nicholls St.	2	0	
								93 A	Northwestern St.	14	2	
				LAST 10 GAMES								
				91 A Lamar				5 2				
				91 H Lamar				8 4				
				136 H SFA				8 2				
				84 H Central Ark.				7 1				
				84 H Central Ark.				10 2				
								</				

Non-Div. I Games:

McNeese St.

RPI	S	Opponent	Score
93	A	Northwestern St.	8 9
93	A	Northwestern St.	11 3
84	H	Central Ark.	4 1
89	H	Houston	4 0
91	A	Lamar	8 0
91	A	Lamar	7 8
91	A	Lamar	5 1

UCF

Average RPI Win: 117		WON-LOST RECORD		WINNING PCT. RANK		LAST 10 GAMES		STRENGTH OF SCHEDULE		OPP. STRENGTH OF SCHEDULE		TEAM RPI		ADJ RPI		CONF. RPI		ADJ CONF. RPI				
Average RPI Loss: 36		36-20-0		.64286 56		6-4-0		24		36		30		.60333 33		7		6				
DIV. I ONLY		23-15-0		.60526 81		0-1-0		11		15		31		.60385 34		6		6				
DIV. I NON-CONF.																						
TOTALS		RPI 1-25		RPI 26-50		W-L RECORDS		RPI 51-100		RPI 101-150		RPI 150+										
36-20-0		3-14-0		4-2-0		OVERALL		10-2-0		6-1-0		13-1-0										
26-7-0		1-4-0		4-0-0		HOME		6-1-0		5-1-0		10-1-0										
6-7-0		2-5-0		0-1-0		AWAY		2-1-0		1-0-0		1-0-0										
4-6-0		0-5-0		0-1-0		NEUTRAL		2-0-0		0-0-0		2-0-0										
23-15-0		1-13-0		1-1-0		NON-CONFERENCE		8-1-0		4-0-0		9-0-0										
19-5-0		1-4-0		1-0-0		HOME		6-1-0		3-0-0		8-0-0										
1-4-0		0-4-0		0-0-		AWAY		0-0-0		1-0-0		0-0-0										
3-6-0		0-5-0		0-1-0		NEUTRAL		2-0-0		0-0-0		1-0-0										
13-5-0		2-1-0		3-1-0		CONFERENCE		2-1-0		2-1-0		4-1-0										
7-2-0		0-0-0		3-0-0		HOME		0-0-0		2-1-0		2-1-0										
5-3-0		2-1-0		0-1-0		AWAY		2-1-0		0-0-0		1-0-0										
1-0-0		0-0-0		0-0-0		NEUTRAL		0-0-0		0-0-0		1-0-0										
RPI	S	Opponent		Score		RPI	S	Opponent		Score		RPI	S	Opponent		Score						
1	H	Florida		1	3	26	N	Notre Dame		1	5	59	H	Kent St.		4	2	114	H	Rutgers	4	1
4	H	Alabama		8	1	27	H	Utah		4	3	63	H	Fordham		4	0	115	H	Illinois St.	1	0
5	H	Auburn		0	2	39	A	Tulsa		0	4	66	H	New Mexico St.		2	1	132	H	LIU Brooklyn	3	1
6	A	Florida St.		1	7	39	H	Tulsa		3	1	66	H	New Mexico St.		3	0	146	A	North Florida	7	2
7	H	James Madison		0	1	39	H	Tulsa		4	1	86	H	Purdue		2	3	148	H	East Carolina	5	0
8	N	Washington		7	9	39	H	Tulsa		4	1	88	N	Syracuse		4	0	148	H	East Carolina	8	0
11	N	LSU		5	6							89	A	Houston		8	3	148	H	East Carolina	1	2
13	A	Baylor		0	2							89	A	Houston		0	7	152	H	Memphis	8	1
13	A	Baylor		1	3							89	A	Houston		8	0	152	H	Memphis	4	5
13	A	Baylor		0	3							96	N	Charlotte		4	1	152	H	Memphis	4	2
15	N	UCLA		0	2							99	H	FGCU		8	0	153	H	Liberty	7	2
17	N	Texas A&M		4	10							99	H	FGCU		5	3	169	A	UConn	1	0
21	A	South Fla.		1	4													169	N	UConn	3	2
21	A	South Fla.		5	3													170	H	Ball St.	8	0
21	A	South Fla.		9	0													170	H	Ball St.	5	2
22	N	Arizona		4	19													173	H	Georgia Tech	1	0
23	H	Fla. Atlantic		0	2													200	H	Indiana St.	10	2
																		207	H	Middle Tenn.	2	0
																		218	N	Yale	8	2
																		241	H	La Salle	9	0
																		243	H	South Dakota	8	0

Average RPI Win: 105		WON-LOST RECORD		WINNING PCT. RANK		LAST 10 GAMES		STRENGTH OF SCHEDULE		OPP. STRENGTH OF SCHEDULE		TEAM RPI		ADJ RPI		CONF. RPI		ADJ CONF. RPI	
DIV. I ONLY		33-19-0		.63462 60		5-5-0		38		30		34		.59924 34		5		5	
DIV. I NON-CONF.		18-9-0		.66667 53		0-0-0		17		26		29		.61431 28		4		4	
TOTALS		RPI 1-25		RPI 26-50		W-L RECORDS		RPI 51-100		RPI 101-150		RPI 150+							
33-19-0		3-8-0		9-4-0		OVERALL		9-5-0		2-1-0		10-1-0							
11-5-0		1-2-0		2-1-0		HOME		4-2-0		0-0-0		4-0-0							
9-8-0		0-2-0		4-3-0		AWAY		2-2-0		1-0-0		2-1-0							
13-6-0		2-4-0		3-0-0		NEUTRAL		3-1-0		1-1-0		4-0-0							
18-9-0		2-4-0		4-2-0		NON-CONFERENCE		4-2-0		2-1-0		6-0-0							
4-1-0		0-0-0		2-1-0		HOME		0-0-0		0-0-0		2-0-0							
3-2-0		0-0-0		0-0-		AWAY		2-1-0		1-0-0		0-0-0							
11-6-0		2-4-0		2-0-0		NEUTRAL		2-1-0		1-1-0		4-0-0							
15-10-0		1-4-0		5-2-0		CONFERENCE		5-3-0		0-0-0		4-1-0							
7-4-0		1-2-0		0-0-0		HOME		4-2-0		0-0-0		2-0-0							
6-6-0		0-2-0		4-2-0		AWAY		0-1-0		0-0-0		2-1-0							
2-0-0		0-0-0		1-0-0		NEUTRAL		1-0-0		0-0-0		0-0-0							
RPI	S	Opponent		Score		RPI	S	Opponent		Score		RPI	S	Opponent		Score			
1	N	Florida		0	8	40	A	Arizona St.		0	6	62	N	San Diego St.		3	1		
2	H	Michigan		6	8	42	N	Ohio St.		5	4	67	N	Arkansas		10	11		
2	H	Michigan		1	4	45	A	Northwestern		8	1	69	A	Penn St.		7	8		
2	H	Michigan		1	0	45	A	Northwestern		4	3	76	N	DePaul		7	5		
3	N	Oklahoma		2	4	45	A	Northwestern		11	9	82	H	Wisconsin		13	8		
7	N	James Madison		8	4	46	N	Louisville		3	0	82	H	Wisconsin		6	5		
7	N	James Madison		0	7	46	N	Louisville		4	3	82	H	Wisconsin		4	6		
8	N	Washington		5	6	47	A	Illinois		10	2	83	A	UNI		7	4		
9	N	Oregon		6	5	47	A	Illinois		2	10	86	H	Purdue		4	3		
20	A	Minnesota		10	11	47	A	Illinois		3	8	86	H	Purdue		8	0		
20	A	Minnesota		0	6	48	H	Wichita St.		1	2	86	H	Purdue		3	4		
						48	H	Wichita St.		6	4	86	N	Purdue		8	0		
						48	H	Wichita St.		10	5	97	A	North Carolina St.		6	1		
												97	A	North Carolina St.		6	11		
LAST 10 GAMES																			
						69	A	Penn St.		7	8	86	H	Purdue		4	3		
						86	N	Purdue		8	0	86	H	Purdue		8	0		
						82	H	Wisconsin		6	5	86	H	Purdue		3	4		
						82	H	Wisconsin		4	6	20	A	Minnesota		10	11		
						82	H	Wisconsin		13	8	20	A	Minnesota		0	6		

Non-Div. I Games:

Nebraska

Average RPI Win:		101	WON-LOST		WINNING		LAST 10		STRENGTH OF		OPP. STRENGTH		TEAM		ADJ		CONF.		ADJ CONF.				
Average RPI Loss:		48	RECORD		PCT. RANK		GAMES		SCHEDULE		OF SCHEDULE		RPI		RPI		RPI		RPI				
DIV. I ONLY			31-23-0		.57407	97	7-3-0		19		43		35		.59482		35	4		4			
DIV. I NON-CONF.			17-10-0		.62963	71	1-0-0		15		48		35		.60613		32	5		5			
TOTALS		RPI 1-25		RPI 26-50		W-L RECORDS		RPI 51-100		RPI 101-150		RPI 150+											
31-23-0		1-7-0		7-8-0		OVERALL		11-6-0		5-2-0		7-0-0											
15-9-0		0-3-0		6-4-0		HOME		3-2-0		2-0-0		4-0-0											
12-9-0		1-1-0		0-3-0		AWAY		5-3-0		3-2-0		3-0-0											
4-5-0		0-3-0		1-1-0		NEUTRAL		3-1-0		0-0-0		0-0-0											
17-10-0		1-3-0		3-6-0		NON-CONFERENCE		5-1-0		4-0-0		4-0-0											
9-2-0		0-0-0		2-2-0		HOME		1-0-0		2-0-0		4-0-0											
5-4-0		1-1-0		0-0-		AWAY		2-0-0		2-0-0		0-0-0											
3-4-0		0-2-0		1-1-0		NEUTRAL		2-1-0		0-0-0		0-0-0											
14-13-0		0-4-0		4-2-0		CONFERENCE		6-5-0		1-2-0		3-0-0											
6-7-0		0-3-0		4-2-0		HOME		2-2-0		0-0-0		0-0-0											
7-5-0		0-0-0		0-0-0		AWAY		3-3-0		1-2-0		3-0-0											
1-1-0		0-1-0		0-0-0		NEUTRAL		1-0-0		0-0-0		0-0-0											
RPI	S	Opponent		Score		RPI	S	Opponent		Score		RPI	S	Opponent		Score		RPI	S	Opponent		Score	
2	N	Michigan		6	11	26	H	Notre Dame		2	12	52	N	North Dakota St.		2	5	123	H	UNCG		5	2
6	H	Florida St.		6	15	26	H	Notre Dame		7	6	52	N	North Dakota St.		9	0	124	A	Coastal Caro.		6	3
6	H	Florida St.		5	12	26	H	Notre Dame		7	4	54	H	USC Upstate		4	2	127	A	Elon		12	6
6	H	Florida St.		6	9	28	A	Texas		5	6	56	A	Boston College		2	5	131	H	Butler		2	1
6	N	Florida St.		1	7	28	A	Texas		6	7	56	A	Boston College		6	2	144	A	Virginia		10	8
19	A	Georgia		2	1	29	A	Cal St. Fullerton		5	6	56	A	Boston College		4	3	144	A	Virginia		2	3
24	N	Oregon St.		2	5	36	N	California		0	8	56	N	Boston College		6	0	144	A	Virginia		1	7
25	A	South Carolina		1	9	37	N	Long Beach St.		7	5	61	A	Longwood		5	3	173	A	Georgia Tech		7	0
						45	H	Northwestern		5	2	67	N	Arkansas		5	0	173	A	Georgia Tech		7	1
						45	H	Northwestern		8	11	87	A	Pittsburgh		3	11	173	A	Georgia Tech		8	3
						46	H	Louisville		6	5	87	A	Pittsburgh		3	7	206	H	Campbell		9	6
						46	H	Louisville		8	6	87	A	Pittsburgh		13	3	221	H	Fairfield		6	4
						46	H	Louisville		5	9	88	H	Syracuse		2	1	237	H	IUPUI		10	0
						47	H	Illinois		9	2	88	H	Syracuse		2	8	249	H	Georgetown		8	0
						47	H	Illinois		1	4	88	H	Syracuse		3	1						
												96	A	Charlotte		8	5						
												97	H	North Carolina St.		2	7						
						LAST 10 GAMES																	
						6	N	Florida St.		1	7	206	H	Campbell		9	6						
						56	N	Boston College		6	0	26	H	Notre Dame		7	6						
						173	A	Georgia Tech		8	3	26	H	Notre Dame		7	4						
						173	A	Georgia Tech		7	1	26	H	Notre Dame		2	12						
						173	A	Georgia Tech		7	0	144	A	Virginia		2	3						

Average RPI Win:		105	WON-LOST RECORD		WINNING PCT. RANK		LAST 10 GAMES		STRENGTH OF SCHEDULE		OPP. STRENGTH OF SCHEDULE		TEAM RPI		ADJ RPI		CONF. RPI		ADJ CONF. RPI				
DIV. I ONLY			31-22-1		.58333 91		6-4-0		30		21		36		.58916 36		2		2				
DIV. I NON-CONF.			20-11-0		.64516 64		1-0-0		48		50		45		.57945 45		2		2				
TOTALS		RPI 1-25		RPI 26-50				W-L RECORDS				RPI 51-100				RPI 101-150				RPI 150+			
31-22-1		6-12-1		6-3-0				OVERALL				3-7-0				7-0-0				9-0-0			
8-6-1		1-3-1		3-3-0				HOME				0-0-0				0-0-0				4-0-0			
14-7-0		4-5-0		0-0-0				AWAY				1-2-0				5-0-0				4-0-0			
9-9-0		1-4-0		3-0-0				NEUTRAL				2-5-0				2-0-0				1-0-0			
20-11-0		1-4-0		3-0-0				NON-CONFERENCE				3-7-0				4-0-0				9-0-0			
4-0-0		0-0-0		0-0-0				HOME				0-0-0				0-0-0				4-0-0			
7-2-0		0-0-0		0-0-				AWAY				1-2-0				2-0-0				4-0-0			
9-9-0		1-4-0		3-0-0				NEUTRAL				2-5-0				2-0-0				1-0-0			
11-11-1		5-8-1		3-3-0				CONFERENCE				0-0-0				3-0-0				0-0-0			
4-6-1		1-3-1		3-3-0				HOME				0-0-0				0-0-0				0-0-0			
7-5-0		4-5-0		0-0-0				AWAY				0-0-0				3-0-0				0-0-0			
0-0-0		0-0-0		0-0-0				NEUTRAL				0-0-0				0-0-0				0-0-0			
RPI	S	Opponent		Score		RPI	S	Opponent		Score		RPI	S	Opponent		Score		RPI	S	Opponent		Score	
2	N	Michigan		0	4	26	N	Notre Dame		8	7	52	N	North Dakota St.		2	4	117	N	Colorado St.		2	1
8	A	Washington		2	3	27	H	Utah		0	5	52	N	North Dakota St.		5	6	125	A	Hawaii		3	2
8	A	Washington		1	2	27	H	Utah		11	3	55	N	CSUN		6	1	126	A	UC Santa Barbara		8	3
8	A	Washington		5	3	27	H	Utah		4	3	62	A	San Diego St.		1	2	132	N	LIU Brooklyn		13	1
9	H	Oregon		2	15	35	N	North Carolina		8	0	71	N	Texas Tech		0	2	139	A	Stanford		11	5
9	H	Oregon		15	4	37	N	Long Beach St.		7	2	75	N	Indiana		7	6	139	A	Stanford		10	1
9	H	Oregon		2	5	40	H	Arizona St.		1	9	79	A	Cal Poly		5	3	139	A	Stanford		1	0
12	N	Missouri		5	6	40	H	Arizona St.		4	7	79	A	Cal Poly		0	5	175	H	Sacramento St.		6	1
13	N	Baylor		3	5	40	H	Arizona St.		7	6	82	N	Wisconsin		2	4	178	A	Pacific		9	1
15	H	UCLA		2	3							97	N	North Carolina St.		5	7	185	A	St. Mary's (CA)		2	0
15	H	UCLA		3	3													185	H	St. Mary's (CA)		7	1
16	N	Kentucky		5	1													198	A	San Diego		6	3
18	N	Fresno St.		0	7													202	H	UC Davis		5	4
22	A	Arizona		5	3													202	H	UC Davis		4	0
22	A	Arizona		2	11													243	N	South Dakota		8	1
22	A	Arizona		0	8													263	A	Santa Clara		6	2
24	A	Oregon St.		4	0																		
24	A	Oregon St.		3	5																		
24	A	Oregon St.		4	3																		
LAST 10 GAMES																							
22	A	Arizona		2	11	9	H	Oregon		2	15												
22	A	Arizona		5	3	178	A	Pacific		9	1												
22	A	Arizona		0	8	139	A	Stanford		11	5												
9	H	Oregon		2	5	139	A	Stanford		1	0												
9	H	Oregon		15	4	139	A	Stanford		10	1												

Non-Div. I Games:

California

Average RPI Win: 120		WON-LOST	WINNING	LAST 10	STRENGTH OF		OPP. STRENGTH	TEAM	ADJ	CONF.	ADJ CONF.
Average RPI Loss: 21		RECORD	PCT. RANK	GAMES	SCHEDULE		OF SCHEDULE	RPI	RPI	RPI	RPI
DIV. I ONLY		26-31-0	.45614	174	2		20	37	.58732	38	1
DIV. I NON-CONF.		23-9-0	.71875	39	46		98	38	.59311	40	1
TOTALS		RPI 1-25	RPI 26-50		W-L RECORDS		RPI 51-100		RPI 101-150		RPI 150+
26-31-0		2-21-0	4-7-0		OVERALL		8-3-0		4-0-0		8-0-0
16-14-0		2-8-0	1-3-0		HOME		6-3-0		2-0-0		5-0-0
4-13-0		0-12-0	1-1-0		AWAY		1-0-0		0-0-0		2-0-0
6-4-0		0-1-0	2-3-0		NEUTRAL		1-0-0		2-0-0		1-0-0
23-9-0		0-1-0	3-5-0		NON-CONFERENCE		8-3-0		4-0-0		8-0-0
13-4-0		0-0-0	0-1-0		HOME		6-3-0		2-0-0		5-0-0
4-1-0		0-0-0	1-0-		AWAY		1-0-0		0-0-0		2-0-0
6-4-0		0-1-0	2-3-0		NEUTRAL		1-0-0		2-0-0		1-0-0
3-22-0		2-20-0	1-2-0		CONFERENCE		0-0-0		0-0-0		0-0-0
3-10-0		2-8-0	1-2-0		HOME		0-0-0		0-0-0		0-0-0
0-12-0		0-12-0	0-0-0		AWAY		0-0-0		0-0-0		0-0-0
0-0-0		0-0-0	0-0-0		NEUTRAL		0-0-0		0-0-0		0-0-0
RPI S	Opponent	Score	RPI S	Opponent	Score	RPI S	Opponent	Score	RPI S	Opponent	Score
1 A	Florida	1 3	29 N	Cal St. Fullerton	0 2	61 H	Longwood	3 1	105 H	Ga. Southern	6 0
1 A	Florida	3 6	29 N	Cal St. Fullerton	2 3	65 H	UAB	2 3	126 N	UC Santa Barbara	5 2
1 A	Florida	0 16	30 H	Ole Miss	5 9	69 H	Penn St.	9 3	133 N	SIUE	7 4
4 A	Alabama	1 8	30 H	Ole Miss	1 0	77 H	Southern Miss.	4 0	143 H	Chattanooga	4 0
4 A	Alabama	0 8	30 H	Ole Miss	3 4	77 N	Southern Miss.	6 0	183 H	Tennessee Tech	11 4
4 A	Alabama	1 7	32 N	McNeese St.	3 0	84 H	Central Ark.	4 0	191 H	Western Ky.	7 0
4 H	Alabama	5 7	32 N	McNeese St.	4 8	84 H	Central Ark.	0 1	197 A	Southeastern La.	8 0
5 H	Auburn	0 2	37 A	Long Beach St.	1 5	89 H	Houston	9 1	197 H	Southeastern La.	10 2
5 H	Auburn	6 3	44 A	South Ala.	4 2	89 H	Houston	7 1	235 N	Incarinate Word	6 0
5 H	Auburn	2 3	44 H	South Ala.	1 2	90 A	Louisiana Tech	3 2	251 H	Alcorn	8 0
11 H	LSU	7 2	50 N	Samford	5 2	93 H	Northwestern St.	0 1	265 A	Mississippi Val.	6 0
11 H	LSU	2 5							284 H	Alabama A&M	2 1
11 H	LSU	1 12									
12 H	Missouri	1 3									
12 H	Missouri	2 9									
12 H	Missouri	5 8									
13 N	Baylor	0 4									
14 A	Tennessee	4 9									
14 A	Tennessee	2 6									
14 A	Tennessee	5 8									
16 A	Kentucky	0 1									
16 A	Kentucky	0 4									
16 A	Kentucky	2 3									
			LAST 10 GAMES								
	4 H Alabama	5 7		12 H Missouri	2 9						
	251 H Alcorn	8 0		12 H Missouri	1 3						
	16 A Kentucky	0 4		12 H Missouri	5 8						
	16 A Kentucky	0 1		265 A Mississippi Val.	6 0						
	16 A Kentucky	2 3		44 H South Ala.	1 2						

Non-Div. I Games:

Mississippi St.

Average RPI Win:	119	WON-LOST	WINNING	LAST 10	STRENGTH OF	OPP. STRENGTH	TEAM	ADJ	CONF.	ADJ CONF.		
Average RPI Loss:	53	RECORD	PCT. RANK	GAMES	SCHEDULE	OF SCHEDULE	RPI	RPI	RPI	RPI		
DIV. I ONLY		35-19-0	.64815	49	6-4-0	59	38	42	.58644	39	7	6
DIV. I NON-CONF.		23-10-0	.69697	45	0-2-0	53	25	39	.59931	37	6	6
<hr/>												
TOTALS	RPI 1-25	RPI 26-50		W-L RECORDS		RPI 51-100		RPI 101-150		RPI 150+		
35-19-0	3-6-0	4-7-0		OVERALL		8-3-0		9-1-0		11-2-0		
15-6-0	2-4-0	2-1-0		HOME		2-1-0		4-0-0		5-0-0		
10-9-0	0-1-0	2-5-0		AWAY		3-1-0		3-0-0		2-2-0		
10-4-0	1-1-0	0-1-0		NEUTRAL		3-1-0		2-1-0		4-0-0		
23-10-0	2-3-0	3-4-0		NON-CONFERENCE		6-2-0		5-1-0		7-0-0		
6-3-0	1-1-0	1-1-0		HOME		2-1-0		0-0-0		2-0-0		
7-3-0	0-1-0	2-0-		AWAY		1-0-0		3-0-0		1-0-0		
10-4-0	1-1-0	0-1-0		NEUTRAL		3-1-0		2-1-0		4-0-0		
12-9-0	1-3-0	1-3-0		CONFERENCE		2-1-0		4-0-0		4-2-0		
9-3-0	1-3-0	1-0-0		HOME		0-0-0		4-0-0		3-0-0		
3-6-0	0-0-0	0-3-0		AWAY		2-1-0		0-0-0		1-2-0		
0-0-0	0-0-0	0-0-0		NEUTRAL		0-0-0		0-0-0		0-0-0		
RPI S	Opponent	Score		RPI S	Opponent	Score		RPI S	Opponent	Score		
3 H	Oklahoma	1	4	28 A	Texas	3	0	67 A	Arkansas	4	3	
6 N	Florida St.	0	8	28 A	Texas	3	0	67 H	Arkansas	1	4	
20 H	Minnesota	6	4	31 A	Oklahoma St.	0	1	68 N	Hofstra	2	4	
20 N	Minnesota	10	1	31 H	Oklahoma St.	9	0	68 N	Hofstra	6	3	
21 H	South Fla.	2	5	33 A	UCF	1	4	69 N	Penn St.	11	4	
21 H	South Fla.	6	9	33 A	UCF	1	3	74 N	Weber St.	5	3	
21 H	South Fla.	4	0	33 A	UCF	1	4	89 A	Houston	1	2	
21 H	South Fla.	0	2	33 H	UCF	4	0	89 A	Houston	8	3	
23 A	Fla. Atlantic	0	1	47 N	Illinois	4	5	89 A	Houston	11	2	
				48 A	Wichita St.	3	11	91 H	Lamar	14	2	
				48 H	Wichita St.	5	7	91 H	Lamar	9	0	
								</				

Non-Div. I Games:

Tulsa

Average RPI Win: 117		WON-LOST	WINNING	LAST 10	STRENGTH OF		OPP. STRENGTH	TEAM	ADJ	CONF.	ADJ CONF.
Average RPI Loss: 20		RECORD	PCT. RANK	GAMES	SCHEDULE		OF SCHEDULE	RPI	RPI	RPI	RPI
DIV. I ONLY		30-24-0	.55556	105	3-7-0		33	18	44	.58566	40
DIV. I NON-CONF.		24-7-0	.77419	29	0-0-0		57	38	27	.61607	27
TOTALS		RPI 1-25	RPI 26-50		W-L RECORDS		RPI 51-100		RPI 101-150		RPI 150+
30-24-0		3-17-0	4-7-0		OVERALL		7-0-0		8-0-0		8-0-0
25-12-0		2-11-0	1-1-0		HOME		6-0-0		8-0-0		8-0-0
2-10-0		0-5-0	2-5-0		AWAY		0-0-0		0-0-0		0-0-0
3-2-0		1-1-0	1-1-0		NEUTRAL		1-0-0		0-0-0		0-0-0
24-7-0		2-4-0	2-3-0		NON-CONFERENCE		7-0-0		5-0-0		8-0-0
21-4-0		1-3-0	1-1-0		HOME		6-0-0		5-0-0		8-0-0
0-1-0		0-0-0	0-0-0		AWAY		0-0-0		0-0-0		0-0-0
3-2-0		1-1-0	1-1-0		NEUTRAL		1-0-0		0-0-0		0-0-0
6-17-0		1-13-0	2-4-0		CONFERENCE		0-0-0		3-0-0		0-0-0
4-8-0		1-8-0	0-0-0		HOME		0-0-0		3-0-0		0-0-0
2-9-0		0-5-0	2-4-0		AWAY		0-0-0		0-0-0		0-0-0
0-0-0		0-0-0	0-0-0		NEUTRAL		0-0-0		0-0-0		0-0-0
RPI S	Opponent	Score	RPI S	Opponent	Score	RPI S	Opponent	Score	RPI S	Opponent	Score
7 H	James Madison	1 2	27 A	Utah	1 3	64 H	San Jose St.	8 0	113 H	Michigan St.	5 2
8 H	Washington	9 12	27 A	Utah	2 10	71 H	Texas Tech	4 3	115 H	Illinois St.	6 0
8 H	Washington	1 6	27 A	Utah	5 6	71 H	Texas Tech	3 1	139 H	Stanford	6 5
8 H	Washington	2 7	29 A	Cal St. Fullerton	2 3	71 H	Texas Tech	7 3	139 H	Stanford	10 4
9 H	Oregon	4 5	34 H	Nebraska	6 0	82 N	Wisconsin	4 1	139 H	Stanford	9 1
9 H	Oregon	4 10	36 A	California	7 4	83 H	UNI	3 1	145 H	Saint Francis (PA)	11 3
9 H	Oregon	4 7	36 A	California	9 1	89 H	Houston	6 5	145 H	Saint Francis (PA)	12 9
12 N	Missouri	0 8	36 A	California	6 7				148 H	East Carolina	9 1
13 N	Baylor	2 0	37 N	Long Beach St.	8 10				152 H	Memphis	11 3
14 H	Tennessee	5 4	42 H	Ohio St.	5 11				159 H	Utah St.	11 1
15 A	UCLA	5 6	45 N	Northwestern	2 1				184 H	Montana	9 2
15 A	UCLA	4 9							198 H	San Diego	9 1
15 A	UCLA	6 8							249 H	Georgetown	13 0
16 H	Kentucky	3 5							249 H	Georgetown	8 3
20 H	Minnesota	1 10							252 H	Portland St.	7 1
22 H	Arizona	4 5							258 H	Mt. St. Mary's	17 0
22 H	Arizona	0 2									
22 H	Arizona	3 2									
24 A	Oregon St.	3 4									
24 A	Oregon St.	0 1									
LAST 10 GAMES											
	24 A Oregon St.	3 4		15 A UCLA	4 9						
	24 A Oregon St.	0 1		15 A UCLA	5 6						
	139 H Stanford	10 4		15 A UCLA	6 8						
	139 H Stanford	6 5		9 H Oregon	4 7						
	139 H Stanford	9 1		9 H Oregon	4 5						

Non-Div. I Games:

Arizona St.

Average RPI Win: 129		WON-LOST RECORD		WINNING PCT. RANK		LAST 10 GAMES		STRENGTH OF SCHEDULE		OPP. STRENGTH OF SCHEDULE		TEAM RPI		ADJ RPI		CONF. RPI		ADJ CONF. RPI					
DIV. I ONLY		39-20-0		.66102		44		8-2-0		49		60		38		.58305		41		6		7	
DIV. I NON-CONF.		21-9-0		.7		44		0-0-0		92		104		48		.57588		46		7		7	
TOTALS		RPI 1-25		RPI 26-50		W-L RECORDS		RPI 51-100		RPI 101-150		RPI 150+											
39-20-0		1-7-0		7-1-0		OVERALL		11-8-0		4-2-0		16-2-0											
16-6-0		0-1-0		6-0-0		HOME		5-1-0		3-2-0		2-2-0											
11-10-0		1-4-0		1-1-0		AWAY		3-5-0		0-0-0		6-0-0											
12-4-0		0-2-0		0-0-0		NEUTRAL		3-2-0		1-0-0		8-0-0											
21-9-0		1-2-0		3-1-0		NON-CONFERENCE		3-5-0		3-0-0		11-1-0											
7-3-0		0-1-0		3-0-0		HOME		2-1-0		2-0-0		0-1-0											
4-4-0		1-1-0		0-0-		AWAY		0-2-0		0-0-0		3-0-0											
10-2-0		0-0-0		0-0-0		NEUTRAL		1-2-0		1-0-0		8-0-0											
18-11-0		0-5-0		4-0-0		CONFERENCE		8-3-0		1-2-0		5-1-0											
9-3-0		0-0-0		3-0-0		HOME		3-0-0		1-2-0		2-1-0											
7-6-0		0-3-0		1-0-0		AWAY		3-3-0		0-0-0		3-0-0											
2-2-0		0-2-0		0-0-0		NEUTRAL		2-0-0		0-0-0		0-0-0											
RPI	S	Opponent		Score		RPI	S	Opponent		Score		RPI	S	Opponent		Score							
10	A	La.-Lafayette		0 3		28	A	Texas		2 3		53	A	Grand Canyon		0 10							
10	A	La.-Lafayette		0 7		28	H	Texas		9 5		60	A	Georgia St.		4 1							
10	A	La.-Lafayette		2 5		31	H	Oklahoma St.		4 0		60	A	Georgia St.		1 4							
10	N	La.-Lafayette		0 12		31	H	Oklahoma St.		3 1		60	A	Georgia St.		0 2							
10	N	La.-Lafayette		7 9		44	A	South Ala.		5 0		60	N	Georgia St.		9 1							
13	A	Baylor		0 3		44	H	South Ala.		3 0		72	A	Troy		8 0							
17	H	Texas A&M		3 6		44	H	South Ala.		3 1		72	A	Troy		2 1							
21	A	South Fla.		8 2		44	H	South Ala.		1 0		72	A	Troy		2 3							
												72	N	Troy		3 2							
												76	H	DePaul		4 3							
												81	N	Northern Ill.		6 8							
												81	N	Northern Ill.		3 7							
												85	H	UT Arlington		8 0							
												85	H	UT Arlington		2 0							
												85	H	UT Arlington		6 3							
												86	N	Purdue		2 1							
												90	A	Louisiana Tech		0 5							
												91	H	Lamar		4 0							
												93	H	Northwestern St.		0 1							
LAST 10 GAMES																							
						10	N	La.-Lafayette		0 12		85	H	UT Arlington		8 0							
						10	N	La.-Lafayette		7 9		85	H	UT Arlington		2 0							
						60	N	Georgia St.		9 1		85	H	UT Arlington		6 3							
						44	A	South Ala.		5 0		242	A	Appalachian St.		5 2							
						72	N	Troy		3 2		242	A	Appalachian St.		14 5							
												250	N	Detroit		5 3							
												265	N	Mississippi Val.		8 0							
												279	N	IPFW		9 0							

Non-Div. I Games:

Texas St.

Average RPI Win:		111	WON-LOST RECORD		WINNING PCT. RANK		LAST 10 GAMES		STRENGTH OF SCHEDULE		OPP. STRENGTH OF SCHEDULE		TEAM RPI		ADJ RPI		CONF. RPI		ADJ CONF. RPI					
DIV. I ONLY			33-18-1		.64423		54		4-6-0		63		37		46		.58155		42		5		5	
DIV. I NON-CONF.			19-7-0		.73077		34		1-1-0		33		39		30		.60941		29		4		4	
TOTALS		RPI 1-25		RPI 26-50		W-L RECORDS		RPI 51-100		RPI 101-150		RPI 150+												
33-18-1		1-5-0		3-3-0		OVERALL		12-8-1		8-2-0		9-0-0												
10-4-0		0-0-0		0-0-0		HOME		5-2-0		2-2-0		3-0-0												
12-8-1		0-4-0		1-0-0		AWAY		5-4-1		4-0-0		2-0-0												
11-6-0		1-1-0		2-3-0		NEUTRAL		2-2-0		2-0-0		4-0-0												
19-7-0		1-2-0		3-1-0		NON-CONFERENCE		6-4-0		3-0-0		6-0-0												
2-1-0		0-0-0		0-0-0		HOME		1-1-0		1-0-0		0-0-0												
7-2-0		0-1-0		1-0-		AWAY		3-1-0		1-0-0		2-0-0												
10-4-0		1-1-0		2-1-0		NEUTRAL		2-2-0		1-0-0		4-0-0												
14-11-1		0-3-0		0-2-0		CONFERENCE		6-4-1		5-2-0		3-0-0												
8-3-0		0-0-0		0-0-0		HOME		4-1-0		1-2-0		3-0-0												
5-6-1		0-3-0		0-0-0		AWAY		2-3-1		3-0-0		0-0-0												
1-2-0		0-0-0		0-2-0		NEUTRAL		0-0-0		1-0-0		0-0-0												
RPI	S	Opponent		Score		RPI	S	Opponent		Score		RPI	S	Opponent		Score								
2	A	Michigan		3 5		34	N	Nebraska		4 5		54	A	USC Upstate		0 2								
2	A	Michigan		0 8		37	N	Long Beach St.		3 5		59	H	Kent St.		4 3								
2	A	Michigan		1 5		40	A	Arizona St.		11 5		59	H	Kent St.		3 6								
7	N	James Madison		4 7		43	N	Virginia Tech		6 5		62	A	San Diego St.		4 3								
11	A	LSU		0 9		43	N	Virginia Tech		13 0		64	N	San Jose St.		8 3								
18	N	Fresno St.		9 6		45	N	Northwestern		1 3		69	H	Penn St.		3 0								
												69	H	Penn St.		12 10								
												75	A	Indiana		4 5								
												75	A	Indiana		5 3								
												75	A	Indiana		3 5								
												79	N	Cal Poly		7 2								
												80	A	Ohio		10 4								
												80	A	Ohio		1 0								
												82	A	Wisconsin		5 6								
												82	A	Wisconsin		10 8								
												82	A	Wisconsin		9 9								
												86	H	Purdue		5 4								
												86	H	Purdue		3 2								
												86	H	Purdue		0 3								
												88	N	Syracuse		0 1								
						LAST 10 GAMES																		
						45 N Northwestern						1 3												
						114 N Rutgers						5 0												
						113 H Michigan St.						7 9												
						113 H Michigan St.						9 7												
						113 H Michigan St.						0 6												

Non-Div. I Games:

Ohio St.

RPI	S	Opponent	Score
88	N	Syracuse	2 3
59	H	Kent St.	3 6
59	H	Kent St.	4 3
75	A	Indiana	3 5
75	A	Indiana	4 5
75	A	Indiana	5 3

Average RPI Win:		123	WON-LOST RECORD		WINNING PCT. RANK		LAST 10 GAMES		STRENGTH OF SCHEDULE		OPP. STRENGTH OF SCHEDULE		TEAM RPI		ADJ RPI		CONF. RPI		ADJ CONF. RPI					
DIV. I ONLY			29-28-0		.50877		145		6-4-0		7		54		40		.57845		43		4		4	
DIV. I NON-CONF.			16-16-0		.5		149		3-0-0		1		74		44		.58354		43		5		5	
TOTALS		RPI 1-25		RPI 26-50				W-L RECORDS				RPI 51-100				RPI 101-150				RPI 150+				
29-28-0		2-11-0		1-8-0				OVERALL				11-6-0				4-1-0				11-2-0				
18-5-0		1-1-0		0-3-0				HOME				8-0-0				3-0-0				6-1-0				
9-12-0		1-3-0		1-2-0				AWAY				2-6-0				1-0-0				4-1-0				
2-11-0		0-7-0		0-3-0				NEUTRAL				1-0-0				0-1-0				1-0-0				
16-16-0		2-8-0		0-2-0				NON-CONFERENCE				4-4-0				1-1-0				9-1-0				
9-2-0		1-1-0		0-0-0				HOME				2-0-0				0-0-0				6-1-0				
5-4-0		1-0-0		0-0-				AWAY				1-4-0				1-0-0				2-0-0				
2-10-0		0-7-0		0-2-0				NEUTRAL				1-0-0				0-1-0				1-0-0				
13-12-0		0-3-0		1-6-0				CONFERENCE				7-2-0				3-0-0				2-1-0				
9-3-0		0-0-0		0-3-0				HOME				6-0-0				3-0-0				0-0-0				
4-8-0		0-3-0		1-2-0				AWAY				1-2-0				0-0-0				2-1-0				
0-1-0		0-0-0		0-1-0				NEUTRAL				0-0-0				0-0-0				0-0-0				
RPI	S	Opponent		Score		RPI	S	Opponent		Score		RPI	S	Opponent		Score		RPI	S	Opponent		Score		
1	N	Florida		0	8	26	H	Notre Dame		3	5	54	A	USC Upstate		6	0	115	N	Illinois St.		5	9	
2	N	Michigan		1	6	26	H	Notre Dame		0	3	56	H	Boston College		4	0	127	A	Elon		5	3	
2	N	Michigan		1	9	26	H	Notre Dame		5	7	56	H	Boston College		11	3	144	H	Virginia		15	0	
2	N	Michigan		1	3	26	N	Notre Dame		4	5	56	H	Boston College		8	7	144	H	Virginia		2	1	
6	A	Florida St.		1	3	42	N	Ohio St.		0	13	58	A	Col. of Charleston		1	4	144	H	Virginia		10	7	
6	A	Florida St.		0	2	42	N	Ohio St.		5	6	58	A	Col. of Charleston		2	4	153	H	Liberty		1	2	
6	A	Florida St.		1	13	46	A	Louisville		1	2	61	A	Longwood		4	7	153	H	Liberty		8	1	
7	H	James Madison		2	1	46	A	Louisville		3	12	61	A	Longwood		1	4	156	A	Radford		4	0	
7	H	James Madison		1	10	46	A	Louisville		4	0	80	N	Ohio		5	4	156	H	Radford		2	1	
20	N	Minnesota		0	8							87	H	Pittsburgh		12	9	158	A	ETSU		2	0	
20	N	Minnesota		3	9							87	H	Pittsburgh		10	7	173	A	Georgia Tech		0	1	
21	A	South Fla.		6	3							87	H	Pittsburgh		8	0	173	A	Georgia Tech		1	0	
25	N	South Carolina		0	6							95	H	Western Caro.		11	3	173	A	Georgia Tech		5	0	
												95	H	Western Caro.		1	0	180	H	Mercer		6	0	
												97	A	North Carolina St.		5	7	180	H	Mercer		5	4	
												97	A	North Carolina St.		1	2	211	N	Morehead St.		8	0	
												97	A	North Carolina St.		8	7	272	H	Hampton		11	2	
																		272	H	Hampton		9	1	
LAST 10 GAMES																								
						26	N	Notre Dame		4	5	127	A	Elon		5	3							
						158	A	ETSU		2	0	6	A	Florida St.		1	13							
						144	H	Virginia		15	0	6	A	Florida St.		0	2							
						144	H	Virginia		10	7	6	A	Florida St.		1	3							
						144	H	Virginia		2	1	156	A	Radford		4	0							

Non-Div. I Games:

Virginia Tech

Average RPI Win:		125	WON-LOST RECORD		WINNING PCT. RANK	LAST 10 GAMES		STRENGTH OF SCHEDULE		OPP. STRENGTH OF SCHEDULE	TEAM RPI	ADJ RPI		CONF. RPI	ADJ CONF. RPI		
DIV. I ONLY			33-18-0		.64706	52	7-3-0		52	45	41	.57614		44	6	7	
DIV. I NON-CONF.			15-10-0		.6	83	3-0-0		37	34	51	.56736		51	7	7	
TOTALS		RPI 1-25		RPI 26-50		W-L RECORDS		RPI 51-100		RPI 101-150		RPI 150+					
33-18-0		0-5-0		1-8-0		OVERALL		14-1-0		7-4-0		11-0-0					
19-8-0		0-0-0		0-5-0		HOME		11-1-0		3-2-0		5-0-0					
8-9-0		0-4-0		1-3-0		AWAY		2-0-0		2-1-0		3-0-0					
6-1-0		0-0-0		0-0-0		NEUTRAL		1-0-0		2-1-0		3-0-0					
15-10-0		0-3-0		1-4-0		NON-CONFERENCE		5-0-0		5-3-0		4-0-0					
6-6-0		0-0-0		0-4-0		HOME		2-0-0		3-2-0		1-0-0					
3-3-0		0-3-0		1-0-		AWAY		2-0-0		0-0-0		0-0-0					
6-1-0		0-0-0		0-0-0		NEUTRAL		1-0-0		2-1-0		3-0-0					
18-8-0		0-2-0		0-4-0		CONFERENCE		9-1-0		2-1-0		7-0-0					
13-2-0		0-0-0		0-1-0		HOME		9-1-0		0-0-0		4-0-0					
5-6-0		0-2-0		0-3-0		AWAY		0-0-0		2-1-0		3-0-0					
0-0-0		0-0-0		0-0-0		NEUTRAL		0-0-0		0-0-0		0-0-0					
RPI	S	Opponent		Score		RPI	S	Opponent		Score		RPI	S	Opponent		Score	
1	A	Florida		0	9	32	H	McNeese St.		1	2	60	H	Georgia St.		2	3
4	A	Alabama		2	4	38	A	Mississippi St.		2	1	60	H	Georgia St.		5	0
10	A	La.-Lafayette		2	3	38	H	Mississippi St.		2	4	60	H	Georgia St.		7	0
10	A	La.-Lafayette		6	10	41	A	Texas St.		0	3	60	H	Georgia St.		5	2
11	A	LSU		0	5	41	A	Texas St.		0	1	65	A	UAB		3	1
						41	A	Texas St.		1	3	65	H	UAB		4	0
						41	H	Texas St.		0	5	72	H	Troy		7	0
						48	H	Wichita St.		0	3	72	H	Troy		6	2
						50	H	Samford		5	8	72	H	Troy		4	3
												77	A	Southern Miss.		5	1
												77	H	Southern Miss.		10	2
												84	N	Central Ark.		12	0
												85	H	UT Arlington		6	1
												85	H	UT Arlington		7	3
												85	H	UT Arlington		5	1
												104	N	FIU		2	3
												105	A	Ga. Southern		3	5
												105	A	Ga. Southern		11	1
												105	A	Ga. Southern		14	0
												115	N	Illinois St.		4	3
												118	N	Lipscomb		7	3
												121	H	Kennesaw St.		9	0
												121	H	Kennesaw St.		8	6
												133	H	SIUE		0	1
												142	H	Dartmouth		8	0
												142	H	Dartmouth		7	12
												163	H	La.-Monroe		8	0
												163	H	La.-Monroe		8	0
												163	H	La.-Monroe		5	3
												163	H	La.-Monroe		7	4
												170	N	Ball St.		8	0
												223	N	Florida A&M		7	3
												234	N	Southeast Mo. St.		5	2
												242	A	Appalachian St.		6	0
												242	A	Appalachian St.		7	2
												242	A	Appalachian St.		2	0
												244	H	Bowling Green		5	0
						LAST 10 GAMES											
						60	H	Georgia St.		2	3	72	H	Troy		4	3
						163	H	La.-Monroe		5	3	121	H	Kennesaw St.		9	0
						41	H	Texas St.		0	5	121	H	Kennesaw St.		8	6
						72	H	Troy		7	0	38	A	Mississippi St.		2	1
						72	H	Troy		6	2	41	A	Texas St.		0	1

Non-Div. I Games:

South Ala.

Average RPI Win:		101	WON-LOST RECORD		WINNING PCT. RANK		LAST 10 GAMES		STRENGTH OF SCHEDULE		OPP. STRENGTH OF SCHEDULE		TEAM RPI		ADJ RPI		CONF. RPI		ADJ CONF. RPI						
DIV. I ONLY			26-26-0		.5 148		7-3-0		18		32		47		.57464 45		5 5								
DIV. I NON-CONF.			10-17-0		.37037 207		1-1-0		12		16		86		.54172 78		4 4								
TOTALS		RPI 1-25			RPI 26-50			W-L RECORDS			RPI 51-100			RPI 101-150			RPI 150+								
26-26-0		3-12-0			4-7-0			OVERALL			8-5-0			5-1-0			6-1-0								
8-5-0		1-2-0			0-3-0			HOME			0-0-0			3-0-0			4-0-0								
9-7-0		1-3-0			3-1-0			AWAY			5-2-0			0-0-0			0-0-0								
9-14-0		1-7-0			1-2-0			NEUTRAL			3-3-0			2-1-0			2-1-0								
10-17-0		1-7-0			1-4-0			NON-CONFERENCE			3-4-0			2-1-0			3-1-0								
1-0-0		0-0-0			0-0-0			HOME			0-0-0			0-0-0			1-0-0								
1-4-0		0-1-0			1-0-			AWAY			0-1-0			0-0-0			0-0-0								
8-13-0		1-6-0			0-2-0			NEUTRAL			3-3-0			2-1-0			2-1-0								
16-9-0		2-5-0			3-3-0			CONFERENCE			5-1-0			3-0-0			3-0-0								
7-5-0		1-2-0			0-3-0			HOME			0-0-0			3-0-0			3-0-0								
8-3-0		1-2-0			2-0-0			AWAY			5-1-0			0-0-0			0-0-0								
1-1-0		0-1-0			1-0-0			NEUTRAL			0-0-0			0-0-0			0-0-0								
RPI	S	Opponent			Score		RPI	S	Opponent		Score		RPI	S	Opponent		Score		RPI	S	Opponent		Score		
2	A	Michigan			3	11	29	A	Cal St. Fullerton		0	2	56	N	Boston College		2	3	113	H	Michigan St.		10	4	
2	A	Michigan			3	11	34	H	Nebraska		9	11	56	N	Boston College		4	3	113	H	Michigan St.		4	2	
2	A	Michigan			13	12	34	H	Nebraska		1	8	59	N	Kent St.		2	3	113	H	Michigan St.		8	0	
9	N	Oregon			3	9	34	H	Nebraska		3	4	64	N	San Jose St.		3	7	119	N	UC Riverside		15	3	
14	N	Tennessee			2	8	35	A	North Carolina		11	8	66	N	New Mexico St.		12	4	132	N	LIU Brooklyn		3	7	
15	N	UCLA			7	2	35	A	North Carolina		2	5	76	A	DePaul		3	4	144	N	Virginia		22	4	
18	N	Fresno St.			1	7	37	N	Long Beach St.		2	3	78	N	Lehigh		2	0	173	N	Georgia Tech		2	3	
18	N	Fresno St.			4	6	40	N	Arizona St.		1	2	82	A	Wisconsin		4	3	186	H	Iowa		9	5	
19	N	Georgia			4	5	42	N	Ohio St.		3	1	82	A	Wisconsin		1	4	186	H	Iowa		13	9	
20	H	Minnesota			4	8	47	A	Illinois		12	6	82	A	Wisconsin		5	3	186	H	Iowa		6	5	
20	H	Minnesota			10	2	47	A	Illinois		6	4	86	A	Purdue		2	0	201	N	Bradley		8	4	
20	H	Minnesota			0	16							86	A	Purdue		1	0	215	H	Loyola Chicago		9	1	
20	N	Minnesota			4	8							86	A	Purdue		3	1	229	N	Quinnipiac		10	0	
21	A	South Fla.			2	3																			
24	N	Oregon St.			3	5																			
							LAST 10 GAMES																		
							20 N Minnesota					4	8	76 A DePaul					3	4					
							42 N Ohio St.					3	1	82 A Wisconsin					4	3					
							86 A Purdue					3	1	82 A Wisconsin					1	4					
							86 A Purdue					1	0	82 A Wisconsin					5	3					
							86 A Purdue					2	0	215 H Loyola Chicago					9	1					

Non-Div. I Games:

Northwestern

Average RPI Win:		128	WON-LOST RECORD		WINNING PCT. RANK		LAST 10 GAMES		STRENGTH OF SCHEDULE		OPP. STRENGTH OF SCHEDULE		TEAM RPI		ADJ RPI		CONF. RPI		ADJ CONF. RPI					
DIV. I ONLY			35-15-0		.7		30		5-5-0		93		42		45		.57403		46		4		4	
DIV. I NON-CONF.			19-6-0		.76		31		0-1-0		180		116		55		.56166		55		5		5	
TOTALS		RPI 1-25				RPI 26-50				W-L RECORDS				RPI 51-100				RPI 101-150				RPI 150+		
35-15-0		1-3-0				4-7-0				OVERALL				13-2-0				5-1-0				12-2-0		
19-5-0		0-1-0				2-1-0				HOME				9-2-0				1-0-0				7-1-0		
10-6-0		1-2-0				2-3-0				AWAY				1-0-0				4-1-0				2-0-0		
6-4-0		0-0-0				0-3-0				NEUTRAL				3-0-0				0-0-0				3-1-0		
19-6-0		0-1-0				0-2-0				NON-CONFERENCE				7-1-0				2-1-0				10-1-0		
10-2-0		0-1-0				0-0-0				HOME				4-1-0				1-0-0				5-0-0		
4-1-0		0-0-0				0-0-				AWAY				1-0-0				1-1-0				2-0-0		
5-3-0		0-0-0				0-2-0				NEUTRAL				2-0-0				0-0-0				3-1-0		
16-9-0		1-2-0				4-5-0				CONFERENCE				6-1-0				3-0-0				2-1-0		
9-3-0		0-0-0				2-1-0				HOME				5-1-0				0-0-0				2-1-0		
6-5-0		1-2-0				2-3-0				AWAY				0-0-0				3-0-0				0-0-0		
1-1-0		0-0-0				0-1-0				NEUTRAL				1-0-0				0-0-0				0-0-0		
RPI	S	Opponent		Score		RPI	S	Opponent		Score		RPI	S	Opponent		Score		RPI	S	Opponent		Score		
6	A	Florida St.		0	9	26	A	Notre Dame		7	8	52	H	North Dakota St.		4	3	110	H	Dayton		14	2	
6	A	Florida St.		3	4	26	A	Notre Dame		8	3	57	H	Jacksonville St.		6	3	118	A	Lipscomb		1	2	
6	A	Florida St.		4	0	26	N	Notre Dame		2	4	59	H	Kent St.		9	13	118	A	Lipscomb		7	1	
16	H	Kentucky		1	2	34	N	Nebraska		3	4	59	H	Kent St.		6	3	144	A	Virginia		2	1	
						34	N	Nebraska		0	3	75	A	Indiana		12	2	144	A	Virginia		7	2	
						35	A	North Carolina		9	5	82	N	Wisconsin		7	1	144	A	Virginia		2	0	
						35	A	North Carolina		6	8	82	N	Wisconsin		5	0	173	H	Georgia Tech		12	3	
						35	A	North Carolina		5	6	88	H	Syracuse		6	2	173	H	Georgia Tech		2	5	
						43	H	Virginia Tech		0	4	88	H	Syracuse		4	0	173	H	Georgia Tech		5	4	
						43	H	Virginia Tech		2	1	88	H	Syracuse		0	4	186	N	Iowa		7	2	
						43	H	Virginia Tech		12	3	88	N	Syracuse		1	0	186	N	Iowa		0	1	
												97	H	North Carolina St.		19	3	191	A	Western Ky.		12	0	
												97	H	North Carolina St.		10	1	195	N	Sam Houston St.		6	1	
												97	H	North Carolina St.		12	9	195	N	Sam Houston St.		7	0	
												98	H	Eastern Ky.		6	1	205	H	Cleveland St.		9	5	
																		205	H	Cleveland St.		6	0	
																		213	A	A&M-Corpus Christi		8	1	
																		285	H	N.C. Central		8	0	
																		285	H	N.C. Central		5	0	
																		285	H	N.C. Central		9	0	
						LAST 10 GAMES																		
						26	N	Notre Dame		2	4	26	A	Notre Dame		7	8							
						88	N	Syracuse		1	0	26	A	Notre Dame		8	3							
						6	A	Florida St.		3	4	16	H	Kentucky		1	2							
						6	A	Florida St.		4	0	88	H	Syracuse		6	2							
						6	A	Florida St.		0	9	88	H	Syracuse		4	0							

Non-Div. I Games:

Louisville

Average RPI Win: 119		WON-LOST	WINNING	LAST 10	STRENGTH OF		OPP. STRENGTH	TEAM	ADJ	CONF.	ADJ CONF.				
Average RPI Loss: 61		RECORD	PCT. RANK	GAMES	SCHEDULE		OF SCHEDULE	RPI	RPI	RPI	RPI				
DIV. I ONLY		35-21-0	.625	67	8-2-0		66	52	48	.57312	47	5	5		
DIV. I NON-CONF.		22-9-0	.70968	42	1-0-0		55	88	40	.5936	39	4	4		
TOTALS		RPI 1-25	RPI 26-50		W-L RECORDS		RPI 51-100		RPI 101-150		RPI 150+				
35-21-0		1-5-0	5-5-0		OVERALL		11-6-0		5-5-0		13-0-0				
10-5-0		0-0-0	2-3-0		HOME		0-0-0		1-2-0		7-0-0				
9-10-0		0-3-0	1-2-0		AWAY		7-4-0		1-1-0		0-0-0				
16-6-0		1-2-0	2-0-0		NEUTRAL		4-2-0		3-2-0		6-0-0				
22-9-0		1-1-0	3-2-0		NON-CONFERENCE		5-3-0		3-3-0		10-0-0				
4-0-0		0-0-0	0-0-0		HOME		0-0-0		0-0-0		4-0-0				
3-4-0		0-0-0	1-0-		AWAY		1-1-0		1-1-0		0-0-0				
15-5-0		1-1-0	2-0-0		NEUTRAL		4-2-0		2-2-0		6-0-0				
13-12-0		0-4-0	2-3-0		CONFERENCE		6-3-0		2-2-0		3-0-0				
6-5-0		0-0-0	2-3-0		HOME		0-0-0		1-2-0		3-0-0				
6-6-0		0-3-0	0-0-0		AWAY		6-3-0		0-0-0		0-0-0				
1-1-0		0-1-0	0-0-0		NEUTRAL		0-0-0		1-0-0		0-0-0				
RPI S	Opponent	Score		RPI S	Opponent	Score		RPI S	Opponent	Score		RPI S	Opponent	Score	
6 N	Florida St.	5	1	28 A	Texas	1	8	55 A	CSUN	3	4	103 N	Abilene Christian	7	2
20 A	Minnesota	0	13	34 H	Nebraska	10	2	55 A	CSUN	4	3	104 A	FIU	8	10
20 A	Minnesota	2	6	34 H	Nebraska	8	3	56 N	Boston College	9	1	106 N	St. John's (NY)	0	4
20 A	Minnesota	5	6	34 H	Nebraska	2	10	56 N	Boston College	5	1	113 N	Michigan St.	3	2
20 N	Minnesota	0	2	35 A	North Carolina	4	1	64 N	San Jose St.	6	7	114 H	Rutgers	1	3
21 N	South Fla.	4	5	35 A	North Carolina	2	9	69 A	Penn St.	1	4	114 H	Rutgers	5	10
				37 N	Long Beach St.	5	4	69 A	Penn St.	9	0	114 H	Rutgers	8	0
				39 N	Tulsa	5	4	69 A	Penn St.	2	1	115 A	Illinois St.	7	1
				45 H	Northwestern	4	6	74 N	Weber St.	5	10	132 N	LIU Brooklyn	4	6
				45 H	Northwestern	6	12	74 N	Weber St.	3	0	148 N	East Carolina	11	0
								74 N	Weber St.	7	5	160 N	Central Mich.	11	3
								82 A	Wisconsin	4	3	166 H	Eastern Ill.	9	7
								82 A	Wisconsin	1	4	185 N	St. Mary's (CA)	9	3
								82 A	Wisconsin	1	0	186 H	Iowa	5	1
								86 A	Purdue	0	1	186 H	Iowa	8	0
								86 A	Purdue	4	0	186 H	Iowa	5	1
								86 A	Purdue	10	6	195 N	Sam Houston St.	13	7
												199 N	Penn	8	0
												200 H	Indiana St.	9	0
												222 N	Valparaiso	6	1
												233 N	Seattle	9	1
												237 H	IUPUI	8	0
												237 H	IUPUI	5	4
				LAST 10 GAMES											
				20 N	Minnesota	0	2	200 H	Indiana St.	9	0				
				113 N	Michigan St.	3	2	186 H	Iowa	8	0				
				69 A	Penn St.	9	0	186 H	Iowa	5	1				
				69 A	Penn St.	1	4	186 H	Iowa	5	1				
				69 A	Penn St.	2	1	82 A	Wisconsin	1	0				

Non-Div. I Games:

Illinois

[illegible]

Non-Div. I Games:

Wichita St.

W
i
c
h
i
t
a
s
t
.

Which it is.

Wichita St.

Average RPI Win: 138		WON-LOST	WINNING	LAST 10	STRENGTH OF	OPP. STRENGTH	TEAM	ADJ	CONF.	ADJ CONF.				
Average RPI Loss: 43		RECORD	PCT. RANK	GAMES	SCHEDULE	OF SCHEDULE	RPI	RPI	RPI	RPI				
DIV. I ONLY		31-20-0	.60784	75	4-6-0	39	57	43	.57027	49	3	3		
DIV. I NON-CONF.		23-11-0	.67647	51	0-0-0	61	136	47	.56726	52	3	3		
<hr/>														
TOTALS		RPI 1-25		RPI 26-50		W-L RECORDS		RPI 51-100		RPI 101-150		RPI 150+		
31-20-0		1-10-0		1-5-0		OVERALL		5-2-0		9-3-0		15-0-0		
17-5-0		0-1-0		0-3-0		HOME		3-1-0		3-0-0		11-0-0		
5-11-0		1-9-0		1-2-0		AWAY		1-0-0		1-0-0		1-0-0		
9-4-0		0-0-0		0-0-0		NEUTRAL		1-1-0		5-3-0		3-0-0		
23-11-0		0-5-0		0-1-0		NON-CONFERENCE		2-2-0		6-3-0		15-0-0		
11-3-0		0-1-0		0-1-0		HOME		0-1-0		0-0-0		11-0-0		
3-4-0		0-4-0		0-0-		AWAY		1-0-0		1-0-0		1-0-0		
9-4-0		0-0-0		0-0-0		NEUTRAL		1-1-0		5-3-0		3-0-0		
8-9-0		1-5-0		1-4-0		CONFERENCE		3-0-0		3-0-0		0-0-0		
6-2-0		0-0-0		0-2-0		HOME		3-0-0		3-0-0		0-0-0		
2-7-0		1-5-0		1-2-0		AWAY		0-0-0		0-0-0		0-0-0		
0-0-0		0-0-0		0-0-0		NEUTRAL		0-0-0		0-0-0		0-0-0		
RPI	S	Opponent	Score		RPI	S	Opponent	Score		RPI	S	Opponent	Score	
3	A	Oklahoma	2	5	28	A	Texas	9	1	71	H	Texas Tech	6	2
3	A	Oklahoma	0	4	28	A	Texas	0	6	71	H	Texas Tech	10	0
3	A	Oklahoma	5	2	28	A	Texas	1	3	71	H	Texas Tech	9	1
13	A	Baylor	0	2	31	H	Oklahoma St.	9	11	82	N	Wisconsin	2	1
13	A	Baylor	0	3	31	H	Oklahoma St.	4	10	83	H	UNI	2	4
13	A	Baylor	2	3	48	H	Wichita St.	1	6	97	N	North Carolina St.	1	3
18	A	Fresno St.	2	3						100	A	Jacksonville	9	0
18	A	Fresno St.	3	5										
20	H	Minnesota	2	4										
21	A	South Fla.	0	6										
21	A	South Fla.	5	6										
					LAST 10 GAMES									
					150	H	Iowa St.	8	0	28	A	Texas	0	6
					150	H	Iowa St.	11	1	28	A	Texas	9	1
					150	H	Iowa St.	11	5	28	A	Texas	1	3
					31	H	Oklahoma St.	9	11	13	A	Baylor	0	2
					31	H	Oklahoma St.	4	10	13	A	Baylor	2	3

Non-Div. I Games:

Kansas

Samford

RPI	S	Opponent	Score	
191	A	Western Ky.	8	1
204	N	Manhattan	8	6
210	N	Houston Baptist	1	2
226	N	Belmont	10	1
268	H	Tennessee St.	8	0
269	H	Austin Peay	7	0
269	H	Austin Peay	5	1
283	N	Fairleigh Dickinson	10	3
284	H	Alabama A&M	11	0
284	H	Alabama A&M	13	2
287	N	Howard	11	4

Samford

S
a
m
f
o
r
d

S
a
m
f
o
r
d

Average RPI Win: 158		WON-LOST	WINNING	LAST 10	STRENGTH OF		OPP. STRENGTH	TEAM	ADJ		CONF.	ADJ CONF.			
Average RPI Loss: 69		RECORD	PCT. RANK	GAMES	SCHEDULE		OF SCHEDULE	RPI	RPI		RPI	RPI			
DIV. I ONLY		35-19-0	.64815	49	8-2-0		94	79	56		.5647	51			
DIV. I NON-CONF.		23-16-0	.58974	89	0-1-0		38	30	53		.57133	49			
TOTALS		RPI 1-25	RPI 26-50		W-L RECORDS		RPI 51-100		RPI 101-150		RPI 150+				
35-19-0		2-7-0	3-4-0		OVERALL		3-2-0		4-3-0		23-3-0				
10-3-0		0-0-0	0-0-0		HOME		0-0-0		1-2-0		9-1-0				
9-7-0		1-3-0	2-2-0		AWAY		0-0-0		0-0-0		6-2-0				
16-9-0		1-4-0	1-2-0		NEUTRAL		3-2-0		3-1-0		8-0-0				
23-16-0		2-7-0	3-4-0		NON-CONFERENCE		3-2-0		3-1-0		12-2-0				
3-1-0		0-0-0	0-0-0		HOME		0-0-0		0-0-0		3-1-0				
4-6-0		1-3-0	2-0-		AWAY		0-0-0		0-0-0		1-1-0				
16-9-0		1-4-0	1-2-0		NEUTRAL		3-2-0		3-1-0		8-0-0				
12-3-0		0-0-0	0-0-0		CONFERENCE		0-0-0		1-2-0		11-1-0				
7-2-0		0-0-0	0-0-0		HOME		0-0-0		1-2-0		6-0-0				
5-1-0		0-0-0	0-0-0		AWAY		0-0-0		0-0-0		5-1-0				
0-0-0		0-0-0	0-0-0		NEUTRAL		0-0-0		0-0-0		0-0-0				
RPI	S	Opponent	Score	RPI	S	Opponent	Score	RPI	S	Opponent	Score	RPI	S	Opponent	Score
3	A	Oklahoma	0 3	26	N	Notre Dame	2 4	53	N	Grand Canyon	4 0	111	H	Loyola Marymount	1 5
3	A	Oklahoma	0 8	27	A	Utah	5 4	62	N	San Diego St.	2 3	111	H	Loyola Marymount	4 0
7	N	James Madison	6 10	28	A	Texas	0 7	64	N	San Jose St.	8 0	111	H	Loyola Marymount	4 9
12	N	Missouri	6 16	28	A	Texas	3 1	66	N	New Mexico St.	1 2	117	N	Colorado St.	6 10
14	N	Tennessee	3 15	28	A	Texas	0 5	82	N	Wisconsin	5 4	122	N	Harvard	2 0
15	N	UCLA	4 9	29	N	Cal St. Fullerton	7 6					125	N	Hawaii	9 1
18	N	Fresno St.	6 3	37	N	Long Beach St.	0 6					126	N	UC Santa Barbara	8 0
22	A	Arizona	4 2									151	N	UTEP	8 0
22	A	Arizona	3 6									159	H	Utah St.	4 1
												166	N	Saint Louis	6 5
												177	N	Creighton	4 0
												178	A	Pacific	5 3
												178	A	Pacific	8 4
												178	A	Pacific	5 4
												181	N	Maryland	7 4
												185	H	St. Mary's (CA)	1 0
												185	H	St. Mary's (CA)	13 2
												185	H	St. Mary's (CA)	7 0
												193	N	Robert Morris	7 2
												198	A	San Diego	2 5
												198	A	San Diego	9 3
												198	A	San Diego	1 0
												217	N	Boise St.	8 0
												224	N	Bethune-Cookman	3 0
												227	A	Southern Utah	5 6
												227	H	Southern Utah	5 6
												227	H	Southern Utah	14 6
				LAST 10 GAMES											
				198	A	San Diego	2 5	263	H	Santa Clara	4 3				
				198	A	San Diego	9 3	227	A	Southern Utah	5 6				
				198	A	San Diego	1 0	178	A	Pacific	8 4				
				263	H	Santa Clara	9 1	178	A	Pacific	5 3				
				263	H	Santa Clara	15 4	178	A	Pacific	5 4				

Non-Div. I Games:

BYU

RPI	S	Opponent	Score	
253	A	Utah Valley	1	0
253	H	Utah Valley	8	0
258	N	Mt. St. Mary's	15	6
263	H	Santa Clara	9	1
263	H	Santa Clara	15	4
263	H	Santa Clara	4	3

BYU

B
Y
U

B
Y
U

Average RPI Win: Average RPI Loss:	174 67	WON-LOST RECORD	WINNING PCT. RANK	LAST 10 GAMES	STRENGTH OF SCHEDULE	OPP. STRENGTH OF SCHEDULE	TEAM RPI	ADJ RPI	CONF. RPI	ADJ CONF. RPI		
DIV. I ONLY		38-13-0	.7451	23	10-0-0	199	91	58	.56326	52	28	27
DIV. I NON-CONF.		18-13-0	.58065	93	0-0-0	89	7	63	.56127	56	25	25
<hr/>												
TOTALS	RPI 1-25	RPI 26-50		W-L RECORDS		RPI 51-100		RPI 101-150		RPI 150+		
38-13-0	1-3-0	3-5-0		OVERALL		4-2-0		5-2-0		25-1-0		
12-1-0	0-0-0	0-0-0		HOME		0-0-0		0-0-0		12-1-0		
13-5-0	1-1-0	0-2-0		AWAY		0-0-0		3-2-0		9-0-0		
13-7-0	0-2-0	3-3-0		NEUTRAL		4-2-0		2-0-0		4-0-0		
18-13-0	1-3-0	3-5-0		NON-CONFERENCE		4-2-0		5-2-0		5-1-0		
0-1-0	0-0-0	0-0-0		HOME		0-0-0		0-0-0		0-1-0		
5-5-0	1-1-0	0-0-		AWAY		0-0-0		3-2-0		1-0-0		
13-7-0	0-2-0	3-3-0		NEUTRAL		4-2-0		2-0-0		4-0-0		
20-0-0	0-0-0	0-0-0		CONFERENCE		0-0-0		0-0-0		20-0-0		
12-0-0	0-0-0	0-0-0		HOME		0-0-0		0-0-0		12-0-0		
8-0-0	0-0-0	0-0-0		AWAY		0-0-0		0-0-0		8-0-0		
0-0-0	0-0-0	0-0-0		NEUTRAL		0-0-0		0-0-0		0-0-0		
<hr/>												
RPI S	Opponent	Score		RPI S	Opponent	Score		RPI S	Opponent	Score		
4 A	Alabama	2	15	28 A	Texas	2	3	59 N	Kent St.	11	0	
4 A	Alabama	2	1	35 N	North Carolina	5	2	59 N	Kent St.	3	6	
13 N	Baylor	2	4	35 N	North Carolina	0	9	67 N	Arkansas	7	2	
13 N	Baylor	5	8	36 N	California	6	5	67 N	Arkansas	4	8	
				36 N	California	4	2	76 N	DePaul	18	0	
				37 N	Long Beach St.	1	8	76 N	DePaul	3	2	
				37 N	Long Beach St.	1	2					
				46 A	Louisville	3	4					
				LAST 10 GAMES								
				237 H	IUPUI	10	1	171 H	Omaha	9	1	
				171 H	Omaha	8	7	243 A	South Dakota	3	0	
				243 H	South Dakota	9	8	243 A	South Dakota	8	2	
				171 H	Omaha	8	5	220 H	Western Ill.	7	4	
				171 H	Omaha	4	0	220 H	Western Ill.	7	1	
								237 A	IUPUI	9	1	
								237 A	IUPUI	8	3	
								237 A	IUPUI	14	2	
								237 H	IUPUI	10	1	
								243 A	South Dakota	8	2	
								243 A	South Dakota	3	0	
								243 H	South Dakota	9	8	
								254 A	South Dakota St.	8	2	

Non-Div. I Games:

North Dakota St.

RPI	S	Opponent	Score	
254	A	South Dakota St.	7	2
254	A	South Dakota St.	10	1
262	H	North Dakota	1	4
279	H	IPFW	8	0
279	H	IPFW	13	8
279	H	IPFW	8	0

North Dakota St.

N
o
r
t
h
D
a
k
o
t
a
S
t
.

N
o
r
t
h
D
a
k
o
t
a
S
t
.

Average RPI Win: 162		WON-LOST RECORD		WINNING PCT. RANK		LAST 10 GAMES		STRENGTH OF SCHEDULE		OPP. STRENGTH OF SCHEDULE		TEAM RPI		ADJ RPI		CONF. RPI		ADJ CONF. RPI	
DIV. I ONLY		35-15-0		.7 30		8-2-0		106		138		52		.56285 53		20		20	
DIV. I NON-CONF.		25-10-0		.71429 40		0-0-0		32		111		37		.59301 41		18		18	
TOTALS		RPI 1-25		RPI 26-50		W-L RECORDS		RPI 51-100		RPI 101-150		RPI 150+							
35-15-0		0-4-0		1-0-0		OVERALL		5-6-0		10-0-0		19-5-0							
13-6-0		0-0-0		1-0-0		HOME		2-3-0		3-0-0		7-3-0							
11-1-0		0-0-0		0-0-0		AWAY		1-0-0		2-0-0		8-1-0							
11-8-0		0-4-0		0-0-0		NEUTRAL		2-3-0		5-0-0		4-1-0							
25-10-0		0-4-0		1-0-0		NON-CONFERENCE		4-4-0		10-0-0		10-2-0							
11-2-0		0-0-0		1-0-0		HOME		1-1-0		3-0-0		6-1-0							
3-0-0		0-0-0		0-0-		AWAY		1-0-0		2-0-0		0-0-0							
11-8-0		0-4-0		0-0-0		NEUTRAL		2-3-0		5-0-0		4-1-0							
10-5-0		0-0-0		0-0-0		CONFERENCE		1-2-0		0-0-0		9-3-0							
2-4-0		0-0-0		0-0-0		HOME		1-2-0		0-0-0		1-2-0							
8-1-0		0-0-0		0-0-0		AWAY		0-0-0		0-0-0		8-1-0							
0-0-0		0-0-0		0-0-0		NEUTRAL		0-0-0		0-0-0		0-0-0							
RPI	S	Opponent		Score		RPI	S	Opponent		Score		RPI	S	Opponent		Score			
3	N	Oklahoma		1	7	41	H	Texas St.		10	0	111	A	Loyola Marymount		3	1		
4	N	Alabama		0	9							55	A	CSUN		12	5		
17	N	Texas A&M		1	2							66	H	New Mexico St.		8	0		
24	N	Oregon St.		4	9							66	H	New Mexico St.		0	8		
												66	H	New Mexico St.		1	9		
												67	N	Arkansas		6	2		
												74	N	Weber St.		2	3		
												76	N	DePaul		3	1		
												81	H	Northern Ill.		6	10		
												81	H	Northern Ill.		11	3		
												87	N	Pittsburgh		3	11		
														151 N UTEP		5	12		
														159 N Utah St.		8	0		
														164 H Idaho St.		15	12		
														164 H Idaho St.		9	7		
														164 H Idaho St.		6	3		
														184 H Montana		10	2		
														184 H Montana		3	4		
														188 H UMKC		4	2		
														188 H UMKC		7	9		
														188 H UMKC		5	7		
														189 N Toledo		10	2		
														189 N Toledo		11	3		
														198 N San Diego		5	1		
														228 A CSU Bakersfield		4	0		
														228 A CSU Bakersfield		6	1		
														228 A CSU Bakersfield		6	4		
														233 A Seattle		2	3		
LAST 10 GAMES				LAST 10 GAMES				LAST 10 GAMES				LAST 10 GAMES							
				228	A	CSU Bakersfield	6	4	253	A	Utah Valley	10	6	198	N	San Diego	5	1	
				228	A	CSU Bakersfield	4	0	66	H	New Mexico St.	1	9	228	A	CSU Bakersfield	4	0	
				228	A	CSU Bakersfield	6	1	66	H	New Mexico St.	6	5	228	A	CSU Bakersfield	6	1	
				253	A	Utah Valley	10	6	66	H	New Mexico St.	0	8	228	A	CSU Bakersfield	6	4	
				253	A	Utah Valley	4	0	233	A	Seattle	9	3	233	A	Seattle	2	3	

Non-Div. I Games:

Grand Canyon

RPI	S	Opponent	Score	
233	A	Seattle	8	0
233	A	Seattle	9	3
253	A	Utah Valley	4	0
253	A	Utah Valley	10	6
253	A	Utah Valley	10	6
255	H	UMBC	18	0
255	H	UMBC	9	0

Grand Canyon

G
r
a
n
d
C
a
n
y
o
n

G
r
a
n
d
C
a
n
y
o
n

Average RPI Win:		162	WON-LOST RECORD		WINNING PCT. RANK	LAST 10 GAMES		STRENGTH OF SCHEDULE		OPP. STRENGTH OF SCHEDULE	TEAM RPI	ADJ RPI	CONF. RPI	ADJ CONF. RPI			
Average RPI Loss:		84															
DIV. I ONLY			42-13-0		.76364	18	9-1-0		181		112	51	.56078	54	11	11	
DIV. I NON-CONF.			28-7-0		.8	21	1-0-0		218		178	58	.5577	58	12	12	
TOTALS		RPI 1-25		RPI 26-50		W-L RECORDS		RPI 51-100		RPI 101-150		RPI 150+					
42-13-0		0-2-0		1-2-0		OVERALL		9-5-0		13-4-0		19-0-0					
26-5-0		0-1-0		1-1-0		HOME		4-3-0		8-0-0		13-0-0					
9-8-0		0-1-0		0-1-0		AWAY		3-2-0		4-4-0		2-0-0					
7-0-0		0-0-0		0-0-0		NEUTRAL		2-0-0		1-0-0		4-0-0					
28-7-0		0-2-0		1-2-0		NON-CONFERENCE		2-3-0		6-0-0		19-0-0					
19-3-0		0-1-0		1-1-0		HOME		0-1-0		5-0-0		13-0-0					
3-4-0		0-1-0		0-0-		AWAY		1-2-0		0-0-0		2-0-0					
6-0-0		0-0-0		0-0-0		NEUTRAL		1-0-0		1-0-0		4-0-0					
14-6-0		0-0-0		0-0-0		CONFERENCE		7-2-0		7-4-0		0-0-0					
7-2-0		0-0-0		0-0-0		HOME		4-2-0		3-0-0		0-0-0					
6-4-0		0-0-0		0-0-0		AWAY		2-0-0		4-4-0		0-0-0					
1-0-0		0-0-0		0-0-0		NEUTRAL		1-0-0		0-0-0		0-0-0					
RPI	S	Opponent		Score		RPI	S	Opponent		Score		RPI	S	Opponent		Score	
21	A	South Fla.		6	8	35	A	North Carolina		2	4	59	H	Kent St.		1	2
25	H	South Carolina		0	1	42	H	Ohio St.		2	0	66	N	New Mexico St.		3	2
						43	H	Virginia Tech		0	6	95	A	Western Caro.		3	0
												95	A	Western Caro.		11	12
												97	A	North Carolina St.		0	8
												99	A	FGCU		5	1
												99	A	FGCU		3	0
												99	H	FGCU		0	3
												99	H	FGCU		2	10
												99	H	FGCU		5	4
												100	H	Jacksonville		3	0
												100	H	Jacksonville		15	7
												100	H	Jacksonville		6	4
												100	N	Jacksonville		6	1
								LAST 10 GAMES									
						99	A	FGCU		5	1	146	A	North Florida		2	1
						99	A	FGCU		3	0	121	H	Kennesaw St.		1	0
						100	N	Jacksonville		6	1	121	H	Kennesaw St.		4	1
						146	A	North Florida		3	4	121	H	Kennesaw St.		2	1
						146	A	North Florida		7	0	289	H	South Carolina St.		14	0
												222	H	Valparaiso		12	4

Non-Div. I Games:

USC Upstate

RPI	S	Opponent	Score	
240	A	Gardner-Webb	10	0
240	A	Gardner-Webb	6	3
241	H	La Salle	8	0
264	N	UMass Lowell	9	0
270	H	Oakland	14	2
285	H	N.C. Central	14	0
285	H	N.C. Central	4	0
289	H	South Carolina St.	10	0
289	H	South Carolina St.	14	0

U
S
C
U
p
s
t
a
t
e

U
S
C
U
p
s
t
a
t
e

USC Upstate

Non-Div. I Games:

CSUN

RPI	S	Opponent	Score	
228	A	CSU Bakersfield	4	1
228	A	CSU Bakersfield	7	3
228	H	CSU Bakersfield	5	3
252	N	Portland St.	16	12

CSUN

C
S
U
N

C
S
U
N

Average RPI Win:		127	WON-LOST RECORD		WINNING PCT. RANK	LAST 10 GAMES		STRENGTH OF SCHEDULE		OPP. STRENGTH OF SCHEDULE	TEAM RPI	ADJ RPI	CONF. RPI	ADJ CONF. RPI			
DIV. I ONLY			30-23-0		.56604	100	7-3-0		55	33	57	.55985	56	4	4		
DIV. I NON-CONF.			18-13-0		.58065	93	1-1-0		72	44	62	.55667	59	5	5		
TOTALS		RPI 1-25		RPI 26-50		W-L RECORDS		RPI 51-100		RPI 101-150		RPI 150+					
30-23-0		0-8-0		2-10-0		OVERALL		12-1-0		6-2-0		10-2-0					
6-7-0		0-3-0		1-2-0		HOME		2-1-0		1-0-0		2-1-0					
14-9-0		0-2-0		0-3-0		AWAY		7-0-0		2-2-0		5-1-0					
10-7-0		0-2-0		1-5-0		NEUTRAL		3-0-0		3-0-0		3-0-0					
18-13-0		0-5-0		1-4-0		NON-CONFERENCE		4-0-0		6-2-0		7-2-0					
3-1-0		0-0-0		0-0-0		HOME		0-0-0		1-0-0		2-1-0					
5-6-0		0-3-0		0-0-		AWAY		1-0-0		2-2-0		2-1-0					
10-6-0		0-2-0		1-4-0		NEUTRAL		3-0-0		3-0-0		3-0-0					
12-10-0		0-3-0		1-6-0		CONFERENCE		8-1-0		0-0-0		3-0-0					
3-6-0		0-3-0		1-2-0		HOME		2-1-0		0-0-0		0-0-0					
9-3-0		0-0-0		0-3-0		AWAY		6-0-0		0-0-0		3-0-0					
0-1-0		0-0-0		0-1-0		NEUTRAL		0-0-0		0-0-0		0-0-0					
RPI	S	Opponent		Score		RPI	S	Opponent		Score		RPI	S	Opponent		Score	
5	A	Auburn		0	6	27	N	Utah		1	3	60	A	Georgia St.		1	0
5	A	Auburn		1	5	35	H	North Carolina		5	2	63	N	Fordham		9	0
6	H	Florida St.		2	10	35	H	North Carolina		2	6	63	N	Fordham		5	4
6	H	Florida St.		6	9	35	H	North Carolina		3	4	64	N	San Jose St.		4	3
6	H	Florida St.		0	2	35	N	North Carolina		0	6	87	H	Pittsburgh		5	2
9	N	Oregon		0	4	43	A	Virginia Tech		0	4	87	H	Pittsburgh		2	8
18	N	Fresno St.		1	3	43	A	Virginia Tech		3	11	87	H	Pittsburgh		7	3
19	A	Georgia		3	4	43	A	Virginia Tech		7	8	88	A	Syracuse		6	0
						45	N	Northwestern		3	4	88	A	Syracuse		5	0
						45	N	Northwestern		3	2	88	A	Syracuse		12	2
						47	N	Illinois		1	5	97	A	North Carolina St.		4	0
						47	N	Illinois		1	9	97	A	North Carolina St.		9	2
												97	A	North Carolina St.		5	2
								LAST 10 GAMES									
						35	N	North Carolina		0	6	88	A	Syracuse		12	2
						87	H	Pittsburgh		2	8	88	A	Syracuse		5	0
						87	H	Pittsburgh		5	2	264	A	UMass Lowell		8	0
						87	H	Pittsburgh		7	3	192	A	Providence		6	7
						88	A	Syracuse		6	0	97	A	North Carolina St.		5	2

Non-Div. I Games:

Boston College

Average RPI Win:		185	WON-LOST RECORD		WINNING PCT. RANK		LAST 10 GAMES		STRENGTH OF SCHEDULE		OPP. STRENGTH OF SCHEDULE		TEAM RPI		ADJ RPI		CONF. RPI		ADJ CONF. RPI										
DIV. I ONLY			41-15-0		.73214 26		9-1-0		139		164		53		.55804 57		23		22										
DIV. I NON-CONF.			11-14-0		.44 183		0-0-0		34		80		103		.52169 105		21		21										
TOTALS		RPI 1-25		RPI 26-50		W-L RECORDS		RPI 51-100		RPI 101-150		RPI 150+																	
41-15-0		0-4-0		1-3-0		OVERALL		5-5-0		6-2-0		29-1-0																	
16-3-0		0-1-0		1-1-0		HOME		0-1-0		3-0-0		12-0-0																	
15-4-0		0-0-0		0-2-0		AWAY		2-2-0		0-0-0		13-0-0																	
10-8-0		0-3-0		0-0-0		NEUTRAL		3-2-0		3-2-0		4-1-0																	
11-14-0		0-4-0		1-3-0		NON-CONFERENCE		2-5-0		2-1-0		6-1-0																	
3-3-0		0-1-0		1-1-0		HOME		0-1-0		1-0-0		1-0-0																	
2-4-0		0-0-0		0-0-		AWAY		0-2-0		0-0-0		2-0-0																	
6-7-0		0-3-0		0-0-0		NEUTRAL		2-2-0		1-1-0		3-1-0																	
30-1-0		0-0-0		0-0-0		CONFERENCE		3-0-0		4-1-0		23-0-0																	
13-0-0		0-0-0		0-0-0		HOME		0-0-0		2-0-0		11-0-0																	
13-0-0		0-0-0		0-0-0		AWAY		2-0-0		0-0-0		11-0-0																	
4-1-0		0-0-0		0-0-0		NEUTRAL		1-0-0		2-1-0		1-0-0																	
RPI	S	Opponent		Score		RPI	S	Opponent		Score		RPI	S	Opponent		Score													
1	N	Florida		0	10	46	A	Louisville		3	6	58	N	Col. of Charleston		6	7	115	N	Illinois St.		7	8						
4	H	Alabama		3	10	50	A	Samford		4	7	58	N	Col. of Charleston		6	4	121	H	Kennesaw St.		3	1						
12	N	Missouri		0	8	50	H	Samford		8	4	65	A	UAB		3	6	127	N	Elon		7	6						
19	N	Georgia		0	9	50	H	Samford		3	4	65	H	UAB		0	3	133	H	SIUE		6	3						
												90	A	Louisiana Tech		0	4	133	H	SIUE		4	2						
												91	N	Lamar		2	9	133	N	SIUE		6	1						
												95	N	Western Caro.		7	6	133	N	SIUE		1	2						
												98	A	Eastern Ky.		3	0	133	N	SIUE		3	2						
												98	A	Eastern Ky.		13	2	153	N	Liberty		5	0						
												98	N	Eastern Ky.		12	0	166	H	Eastern Ill.		13	1						
																		166	H	Eastern Ill.		4	0						
																		171	N	Omaha		3	1						
																		176	A	UT Martin		2	1						
																		176	A	UT Martin		4	0						
																		183	H	Tennessee Tech		8	3						
																		183	H	Tennessee Tech		5	4						
																		183	H	Tennessee Tech		2	1						
																		203	A	Murray St.		6	4						
																		203	A	Murray St.		3	1						
																		203	N	Murray St.		5	0						
																		211	H	Morehead St.		6	0						
																		211	H	Morehead St.		8	0						
																		211	H	Morehead St.		3	0						
																		216	A	Savannah St.		7	4						
																		226	H	Belmont		2	1						
																		226	H	Belmont		1	0						
																		226	H	Belmont		6	1						
																		98	A	Eastern Ky.		13	2						
																		98	A	Eastern Ky.		3	0						

Non-Div. I Games:

Jacksonville St.

RPI	S	Opponent	Score	
234	A	Southeast Mo. St.	9	2
234	A	Southeast Mo. St.	6	5
238	A	Alabama St.	12	3
239	N	Drexel	9	10
268	A	Tennessee St.	11	0
268	A	Tennessee St.	11	3
268	A	Tennessee St.	10	2
269	A	Austin Peay	5	1
269	A	Austin Peay	4	1
284	H	Alabama A&M	4	2
294	N	Grambling	11	3

Jacksonville St.

J
a
c
k
s
o
n
v
i
l
l
e
s
t
.

J
a
c
k
s
o
n
v
i
l
l
e
s
t
.

Average RPI Win:		157	WON-LOST RECORD		WINNING PCT. RANK	LAST 10 GAMES		STRENGTH OF SCHEDULE		OPP. STRENGTH OF SCHEDULE	TEAM RPI	ADJ RPI	CONF. RPI	ADJ CONF. RPI			
Average RPI Loss:		87															
DIV. I ONLY			35-23-0		.60345	78	8-2-0		62	107	59	.55624	58	8	8		
DIV. I NON-CONF.			22-12-0		.64706	63	0-0-0		150	143	82	.54077	80	9	9		
TOTALS		RPI 1-25		RPI 26-50		W-L RECORDS		RPI 51-100		RPI 101-150		RPI 150+					
35-23-0		1-5-0		2-0-0		OVERALL		8-8-0		3-9-0		21-1-0					
19-7-0		1-3-0		2-0-0		HOME		2-1-0		0-2-0		14-1-0					
9-7-0		0-0-0		0-0-0		AWAY		4-1-0		2-6-0		3-0-0					
7-9-0		0-2-0		0-0-0		NEUTRAL		2-6-0		1-1-0		4-0-0					
22-12-0		1-2-0		2-0-0		NON-CONFERENCE		1-4-0		0-5-0		18-1-0					
14-3-0		1-0-0		2-0-0		HOME		0-0-0		0-2-0		11-1-0					
3-2-0		0-0-0		0-0-		AWAY		0-0-0		0-2-0		3-0-0					
5-7-0		0-2-0		0-0-0		NEUTRAL		1-4-0		0-1-0		4-0-0					
13-11-0		0-3-0		0-0-0		CONFERENCE		7-4-0		3-4-0		3-0-0					
5-4-0		0-3-0		0-0-0		HOME		2-1-0		0-0-0		3-0-0					
6-5-0		0-0-0		0-0-0		AWAY		4-1-0		2-4-0		0-0-0					
2-2-0		0-0-0		0-0-0		NEUTRAL		1-2-0		1-0-0		0-0-0					
RPI	S	Opponent		Score		RPI	S	Opponent		Score		RPI	S	Opponent		Score	
7	H	James Madison		1	7	43	H	Virginia Tech		4	2	57	N	Jacksonville St.		4	6
7	H	James Madison		1	5	43	H	Virginia Tech		4	1	57	N	Jacksonville St.		7	6
7	H	James Madison		3	4							65	N	UAB		2	5
12	N	Missouri		0	8							68	A	Hofstra		4	3
19	H	Georgia		2	1							68	A	Hofstra		4	2
21	N	South Fla.		1	4							70	H	Towson		2	3
												70	H	Towson		3	2
												70	H	Towson		6	1
												70	N	Towson		1	12
												70	N	Towson		3	7
												73	A	Delaware		3	2
												73	A	Delaware		0	5
												73	A	Delaware		11	8
												73	N	Delaware		6	4
												86	N	Purdue		3	5
												95	N	Western Caro.		1	9
								LAST 10 GAMES									
								70 N Towson		1	12			239 H Drexel		1	0
								73 N Delaware		6	4			239 H Drexel		10	1
								70 N Towson		3	7			68 A Hofstra		4	3
								127 N Elon		3	2			68 A Hofstra		4	2
								239 H Drexel		8	0			70 H Towson		3	2
														216 A Savannah St.		3	2
														216 A Savannah St.		9	7
														219 H Eastern Mich.		2	1
														225 H Buffalo		3	2
														225 H Buffalo		5	1
														230 H Brown		8	0

Non-Div. I Games:

Col. of Charleston

RPI	S	Opponent	Score	
239	H	Drexel	8	0
239	H	Drexel	10	1
239	H	Drexel	1	0
248	H	Central Conn. St.	7	0
250	H	Detroit	2	5
264	H	UMass Lowell	10	0
279	N	IPFW	11	2

Col. of Charleston

C
o
l
.
o
f
C
h
a
r
l
e
s
t
o
n

C
o
l
.
o
f
C
h
a
r
l
e
s
t
o
n

Average RPI Win:		162	WON-LOST RECORD		WINNING PCT. RANK		LAST 10 GAMES		STRENGTH OF SCHEDULE		OPP. STRENGTH OF SCHEDULE		TEAM RPI		ADJ RPI		CONF. RPI		ADJ CONF. RPI				
Average RPI Loss:		93																					
DIV. I ONLY			37-22-0		.62712 65		6-4-0		76		151		61		.55561 59		16		16				
DIV. I NON-CONF.			19-13-0		.59375 86		1-1-0		65		138		67		.55493 61		16		16				
TOTALS		RPI 1-25		RPI 26-50		W-L RECORDS		RPI 51-100		RPI 101-150		RPI 150+											
37-22-0		0-3-0		3-3-0		OVERALL		6-8-0		4-3-0		24-5-0											
11-5-0		0-0-0		0-0-0		HOME		1-2-0		0-0-0		10-3-0											
11-13-0		0-2-0		2-3-0		AWAY		4-3-0		1-3-0		4-2-0											
15-4-0		0-1-0		1-0-0		NEUTRAL		1-3-0		3-0-0		10-0-0											
19-13-0		0-3-0		3-3-0		NON-CONFERENCE		3-3-0		3-1-0		10-3-0											
1-3-0		0-0-0		0-0-0		HOME		0-2-0		0-0-0		1-1-0											
4-8-0		0-2-0		2-0-		AWAY		2-0-0		0-1-0		0-2-0											
14-2-0		0-1-0		1-0-0		NEUTRAL		1-1-0		3-0-0		9-0-0											
18-9-0		0-0-0		0-0-0		CONFERENCE		3-5-0		1-2-0		14-2-0											
10-2-0		0-0-0		0-0-0		HOME		1-0-0		0-0-0		9-2-0											
7-5-0		0-0-0		0-0-0		AWAY		2-3-0		1-2-0		4-0-0											
1-2-0		0-0-0		0-0-0		NEUTRAL		0-2-0		0-0-0		1-0-0											
RPI	S	Opponent		Score		RPI	S	Opponent		Score		RPI	S	Opponent		Score		RPI	S	Opponent		Score	
8	A	Washington		0	11	33	A	UCF		2	4	52	N	North Dakota St.		0	11	102	A	Furman		1	6
8	A	Washington		1	8	42	A	Ohio St.		3	4	52	N	North Dakota St.		6	3	107	A	Miami (OH)		5	10
21	N	South Fla.		3	4	42	A	Ohio St.		6	3	54	A	USC Upstate		2	1	107	A	Miami (OH)		9	6
						45	N	Northwestern		3	2	80	A	Ohio		1	4	107	A	Miami (OH)		5	7
						46	A	Louisville		13	9	80	A	Ohio		2	4	113	N	Michigan St.		7	2
						46	A	Louisville		3	6	80	H	Ohio		5	4	132	N	LIU Brooklyn		6	3
												80	N	Ohio		1	2	135	N	Maine		6	3
												81	A	Northern Ill.		1	4	152	N	Memphis		4	3
												81	A	Northern Ill.		7	5	154	A	Akron		13	6
												81	A	Northern Ill.		4	3	154	H	Akron		0	3
												81	N	Northern Ill.		0	2	154	H	Akron		6	3
												87	H	Pittsburgh		2	3	154	H	Akron		8	3
												87	H	Pittsburgh		0	1	160	H	Central Mich.		4	0
												99	A	FGCU		8	1	160	H	Central Mich.		7	3
																		160	H	Central Mich.		9	0
																		160	N	Central Mich.		1	0
																		165	N	Ill.-Chicago		10	0
																		179	H	Youngstown St.		6	7
																		179	H	Youngstown St.		3	2
																		184	N	Montana		2	0
																		193	A	Robert Morris		2	3
																		193	A	Robert Morris		11	14
																		205	N	Cleveland St.		4	0
																		207	N	Middle Tenn.		4	3
																		219	H	Eastern Mich.		0	6
																		219	H	Eastern Mich.		3	1
																		225	H	Buffalo		8	0
LAST 10 GAMES																							
						154	A	Akron		13	6	154	H	Akron		8	3	205	N	Cleveland St.		4	0
						80	N	Ohio		1	2	154	H	Akron		0	3	207	N	Middle Tenn.		4	3
						81	N	Northern Ill.		0	2	42	A	Ohio St.		3	4	219	H	Eastern Mich.		0	6
						160	N	Central Mich.		1	0	42	A	Ohio St.		6	3	219	H	Eastern Mich.		3	1
						154	H	Akron		6	3	244	A	Bowling Green		2	1	225	H	Buffalo		8	0

Non-Div. I Games:

Kent St.

RPI	S	Opponent	Score	
225	H	Buffalo	3	2
225	H	Buffalo	4	1
244	A	Bowling Green	2	1
244	A	Bowling Green	9	0
244	A	Bowling Green	8	0
270	N	Oakland	10	1
276	N	Hartford	6	2
285	N	N.C. Central	6	1
285	N	N.C. Central	3	0

Kent St.

K
e
n
t
S
t
.

K
e
n
t
S
t
.

RPI	S	Opponent	Score	
259	N	Bryant	14	9

Georgia St.

G
e
o
r
g
i
a
S
t
.

G
e
o
r
g
i
a
S
t
.

Non-Div. I Games:

Longwood

RPI	S	Opponent	Score	
206	H	Campbell	7	2
206	H	Campbell	10	4
206	N	Campbell	2	5
206	N	Campbell	10	0
214	A	Winthrop	13	5
214	H	Winthrop	8	5
214	H	Winthrop	8	2
214	H	Winthrop	1	0
214	N	Winthrop	7	1
240	A	Gardner-Webb	3	1
240	A	Gardner-Webb	3	1
240	A	Gardner-Webb	9	0
276	H	Hartford	10	0
276	H	Hartford	7	4
276	H	Hartford	10	2

Longwood

L
o
n
g
w
o
o
d

L
o
n
g
w
o
o
d

Average RPI Win:		133	WON-LOST RECORD		WINNING PCT. RANK	LAST 10 GAMES		STRENGTH OF SCHEDULE		OPP. STRENGTH OF SCHEDULE	TEAM RPI	ADJ RPI	CONF. RPI	ADJ CONF. RPI			
Average RPI Loss:		89															
DIV. I ONLY			30-22-0		.57692	96		73		83	67	.55067	62	10			
DIV. I NON-CONF.			18-10-0		.64286	67		66		60	50	.57341	48	10			
TOTALS		RPI 1-25		RPI 26-50		W-L RECORDS		RPI 51-100		RPI 101-150		RPI 150+					
30-22-0		1-5-0		2-3-0		OVERALL		6-3-0		11-8-0		10-3-0					
14-9-0		1-1-0		1-1-0		HOME		1-0-0		5-4-0		6-3-0					
5-8-0		0-3-0		0-1-0		AWAY		2-1-0		3-3-0		0-0-0					
11-5-0		0-1-0		1-1-0		NEUTRAL		3-2-0		3-1-0		4-0-0					
18-10-0		1-2-0		2-3-0		NON-CONFERENCE		4-2-0		5-2-0		6-1-0					
7-4-0		1-1-0		1-1-0		HOME		1-0-0		2-1-0		2-1-0					
0-1-0		0-0-0		0-0-		AWAY		0-0-0		0-0-0		0-0-0					
11-5-0		0-1-0		1-1-0		NEUTRAL		3-2-0		3-1-0		4-0-0					
12-12-0		0-3-0		0-0-0		CONFERENCE		2-1-0		6-6-0		4-2-0					
7-5-0		0-0-0		0-0-0		HOME		0-0-0		3-3-0		4-2-0					
5-7-0		0-3-0		0-0-0		AWAY		2-1-0		3-3-0		0-0-0					
0-0-0		0-0-0		0-0-0		NEUTRAL		0-0-0		0-0-0		0-0-0					
RPI	S	Opponent		Score		RPI	S	Opponent		Score		RPI	S	Opponent		Score	
8	N	Washington		0	8	29	A	Cal St. Fullerton		4	8	51	N	BYU		3	2
16	H	Kentucky		1	5	31	N	Oklahoma St.		14	12	55	N	CSUN		4	5
17	H	Texas A&M		10	5	34	N	Nebraska		1	3	64	A	San Jose St.		11	7
18	A	Fresno St.		5	8	36	H	California		2	1	64	A	San Jose St.		9	6
18	A	Fresno St.		2	9	42	H	Ohio St.		3	4	64	A	San Jose St.		2	9
18	A	Fresno St.		3	6							71	H	Texas Tech		13	3
												74	N	Weber St.		4	5
												74	N	Weber St.		2	1
												79	N	Cal Poly		5	1
														122 H Harvard		8	7
														126 N UC Santa Barbara		6	5
														130 H Saint Joseph's		1	3
														137 H Boston U.		2	0
														139 N Stanford		7	4
														140 A New Mexico		23	4
														140 A New Mexico		2	3
														140 A New Mexico		2	1
														147 A UNLV		6	2
														147 A UNLV		2	4
														147 A UNLV		2	7
														149 N UTSA		2	0
														149 N UTSA		2	3
														159 H Utah St.		8	6
														159 H Utah St.		0	3
														159 H Utah St.		5	4
														165 H Ill.-Chicago		4	6
														190 N Princeton		9	3
														198 H San Diego		2	1
														217 H Boise St.		2	3
														217 H Boise St.		7	6
				LAST 10 GAMES													
				217 H	Boise St.	6	3			140 A	New Mexico	23	4				
				217 H	Boise St.	7	6			159 H	Utah St.	8	6				
				217 H	Boise St.	2	3			159 H	Utah St.	0	3				
				140 A	New Mexico	2	3			159 H	Utah St.	5	4				
				140 A	New Mexico	2	1			64 A	San Jose St.	11	7				

Non-Div. I Games:

San Diego St.

S
a
n
D
i
e
g
o
s
t
.

S
a
n
D
i
e
g
o
S
t
.

San Diego St.

Average RPI Win: 183		WON-LOST RECORD		WINNING PCT. RANK		LAST 10 GAMES		STRENGTH OF SCHEDULE		OPP. STRENGTH OF SCHEDULE		TEAM RPI		ADJ RPI		CONF. RPI		ADJ CONF. RPI					
DIV. I ONLY		38-19-0		.66667		42		7-3-0		129		128		63		.54896		63		21		21	
DIV. I NON-CONF.		17-14-0		.54839		109		0-0-0		106		56		91		.53497		90		22		22	
TOTALS		RPI 1-25		RPI 26-50		W-L RECORDS		RPI 51-100		RPI 101-150		RPI 150+											
38-19-0		0-6-0		0-1-0		OVERALL		6-4-0		11-6-0		21-2-0											
15-2-0		0-0-0		0-0-0		HOME		2-0-0		2-1-0		11-1-0											
11-6-0		0-0-0		0-1-0		AWAY		1-1-0		3-3-0		7-1-0											
12-11-0		0-6-0		0-0-0		NEUTRAL		3-3-0		6-2-0		3-0-0											
17-14-0		0-6-0		0-1-0		NON-CONFERENCE		6-4-0		3-2-0		8-1-0											
6-0-0		0-0-0		0-0-0		HOME		2-0-0		0-0-0		4-0-0											
2-4-0		0-0-0		0-0-		AWAY		1-1-0		0-1-0		1-1-0											
9-10-0		0-6-0		0-0-0		NEUTRAL		3-3-0		3-1-0		3-0-0											
21-5-0		0-0-0		0-0-0		CONFERENCE		0-0-0		8-4-0		13-1-0											
9-2-0		0-0-0		0-0-0		HOME		0-0-0		2-1-0		7-1-0											
9-2-0		0-0-0		0-0-0		AWAY		0-0-0		3-2-0		6-0-0											
3-1-0		0-0-0		0-0-0		NEUTRAL		0-0-0		3-1-0		0-0-0											
RPI	S	Opponent		Score		RPI	S	Opponent		Score		RPI	S	Opponent		Score							
4	N	Alabama		1	9	33	A	UCF		0	4	56	N	Boston College		0	9	110	A	Dayton		1	4
5	N	Auburn		1	18							56	N	Boston College		4	5	110	A	Dayton		1	2
7	N	James Madison		0	1							68	H	Hofstra		12	11	114	N	Rutgers		3	2
7	N	James Madison		4	11							69	N	Penn St.		1	11	129	A	Stetson		1	2
14	N	Tennessee		2	10							70	A	Towson		7	8	130	A	Saint Joseph's		12	4
21	N	South Fla.		2	11							70	A	Towson		12	3	130	A	Saint Joseph's		10	2
												76	N	DePaul		6	5	130	A	Saint Joseph's		6	0
												78	H	Lehigh		1	0	130	N	Saint Joseph's		5	1
												88	N	Syracuse		4	1	130	N	Saint Joseph's		4	3
												96	N	Charlotte		10	5	130	N	Saint Joseph's		0	1
																		141	H	Massachusetts		5	3
																		141	H	Massachusetts		4	0
																		141	H	Massachusetts		2	3
																		141	N	Massachusetts		6	2
																		146	N	North Florida		3	0
																		150	N	Iowa St.		3	11
																		150	N	Iowa St.		5	2
																		166	H	Saint Louis		3	0
																		166	H	Saint Louis		12	1
																		166	H	Saint Louis		0	6
																		180	A	Mercer		0	6
																		192	H	Providence		8	3
																		192	H	Providence		5	0
																		209	H	George Mason		7	0
																		209	H	George Mason		5	4
																		209	H	George Mason		6	5
																		231	A	George Washington		10	2
LAST 10 GAMES																							
				130	N	Saint Joseph's		5	1	209				H	George Mason		6	5					
				130	N	Saint Joseph's		4	3	209				H	George Mason		7	0					
				141	N	Massachusetts		6	2	110				A	Dayton		1	4					
				130	N	Saint Joseph's		0	1	110				A	Dayton		1	2					
				209	H	George Mason		5	4	280				A	Rhode Island		12	4					

Non-Div. I Games:

Fordham

RPI	S	Opponent	Score	
231	A	George Washington	8	6
231	A	George Washington	3	1
246	H	St. Bonaventure	5	4
246	H	St. Bonaventure	7	6
258	N	Mt. St. Mary's	13	5
258	N	Mt. St. Mary's	8	0
261	A	Iona	1	0
271	N	Morgan St.	9	2
280	A	Rhode Island	12	1
280	A	Rhode Island	13	4
280	A	Rhode Island	12	4
290	H	Saint Peter's	10	2
290	H	Saint Peter's	14	1

F
o
r
d
h
a
m

F
o
r
d
h
a
m

Fordham

San Jose St.

RPI	S	Opponent	Score	
252	N	Portland St.	8	0

San Jose St.

S
a
n
J
o
s
e
S
t
.

S
a
n
J
o
s
e
S
t
.

UAB

Average RPI Win: 111		WON-LOST	WINNING	LAST 10	STRENGTH OF		OPP. STRENGTH	TEAM	ADJ		CONF.	ADJ CONF.
Average RPI Loss: 73		RECORD	PCT. RANK	GAMES	SCHEDULE		OF SCHEDULE	RPI	RPI		RPI	RPI
DIV. I ONLY		27-32-0	.45763	173	5-5-0		35	46	74		.54722	65
DIV. I NON-CONF.		11-20-0	.35484	217	1-0-0		6	13	76		.54774	71
TOTALS		RPI 1-25	RPI 26-50		W-L RECORDS		RPI 51-100		RPI 101-150		RPI 150+	
27-32-0		0-11-0	1-4-0		OVERALL		14-7-0		5-6-0		7-4-0	
8-10-0		0-2-0	0-1-0		HOME		5-3-0		3-4-0		0-0-0	
10-11-0		0-3-0	1-3-0		AWAY		4-3-0		1-0-0		4-2-0	
9-11-0		0-6-0	0-0-0		NEUTRAL		5-1-0		1-2-0		3-2-0	
11-20-0		0-9-0	1-4-0		NON-CONFERENCE		5-2-0		2-3-0		3-2-0	
1-5-0		0-2-0	0-1-0		HOME		1-1-0		0-1-0		0-0-0	
3-6-0		0-3-0	1-0-		AWAY		1-0-0		1-0-0		0-0-0	
7-9-0		0-4-0	0-0-0		NEUTRAL		3-1-0		1-2-0		3-2-0	
16-12-0		0-2-0	0-0-0		CONFERENCE		9-5-0		3-3-0		4-2-0	
7-5-0		0-0-0	0-0-0		HOME		4-2-0		3-3-0		0-0-0	
7-5-0		0-0-0	0-0-0		AWAY		3-3-0		0-0-0		4-2-0	
2-2-0		0-2-0	0-0-0		NEUTRAL		2-0-0		0-0-0		0-0-0	
RPI S	Opponent	Score	RPI S	Opponent	Score	RPI S	Opponent	Score	RPI S	Opponent	Score	
1 N	Florida	0 8	30 A	Ole Miss	0 5	57 A	Jacksonville St.	3 0	104 H	FIU	3 11	
4 H	Alabama	0 7	38 A	Mississippi St.	3 2	57 H	Jacksonville St.	6 3	104 H	FIU	3 1	
5 H	Auburn	1 8	44 A	South Ala.	0 4	58 N	Col. of Charleston	5 2	104 H	FIU	9 1	
6 A	Florida St.	0 10	44 H	South Ala.	1 3	68 N	Hofstra	12 4	106 N	St. John's (NY)	2 3	
6 A	Florida St.	0 10	50 A	Samford	1 6	68 N	Hofstra	5 2	106 N	St. John's (NY)	2 3	
10 N	La.-Lafayette	0 15				72 H	Troy	2 4	118 A	Lipscomb	4 2	
12 N	Missouri	5 12				77 A	Southern Miss.	7 1	129 N	Stetson	3 2	
14 A	Tennessee	0 10				77 A	Southern Miss.	3 6	143 H	Chattanooga	0 3	
19 N	Georgia	0 10				77 A	Southern Miss.	3 2	149 H	UTSA	4 1	
23 N	Fla. Atlantic	0 6				77 N	Southern Miss.	3 0	149 H	UTSA	0 2	
23 N	Fla. Atlantic	3 11				77 N	Southern Miss.	5 1	149 H	UTSA	1 3	
						84 N	Central Ark.	0 3	151 A	UTEP	9 6	
						90 A	Louisiana Tech	7 6	151 A	UTEP	10 3	
						90 A	Louisiana Tech	7 15	151 A	UTEP	4 2	
						90 A	Louisiana Tech	3 6	155 A	North Texas	9 1	
						94 H	Marshall	8 1	155 A	North Texas	2 3	
						94 H	Marshall	3 1	155 A	North Texas	0 5	
						94 H	Marshall	3 4	170 N	Ball St.	2 3	
						96 H	Charlotte	9 1	201 N	Bradley	4 9	
						96 H	Charlotte	9 2	212 N	Green Bay	5 1	
									212 N	Green Bay	4 3	
									226 N	Belmont	5 4	
LAST 10 GAMES												
						23 N	Fla. Atlantic	0 6				
						77 N	Southern Miss.	5 1				
						23 N	Fla. Atlantic	3 11				
						77 N	Southern Miss.	3 0				
						155 A	North Texas	2 3				

Non-Div. I Games:

UAB

RPI	S	Opponent	Score	
96	H	Charlotte	1	3

155	A	North Texas	9	1
155	A	North Texas	0	5
118	A	Lipscomb	4	2
149	H	UTSA	1	3
149	H	UTSA	4	1

U
A
B

U
A
B

Average RPI Win:		188	WON-LOST RECORD		WINNING PCT. RANK		LAST 10 GAMES		STRENGTH OF SCHEDULE		OPP. STRENGTH OF SCHEDULE		TEAM RPI		ADJ RPI		CONF. RPI		ADJ CONF. RPI			
Average RPI Loss:		56																				
DIV. I ONLY			38-21-0		.64407 55		8-2-0		123		97		66		.5445 66		20		20			
DIV. I NON-CONF.			22-18-0		.55 108		1-0-0		43		49		65		.54973 68		18		18			
TOTALS		RPI 1-25		RPI 26-50		W-L RECORDS		RPI 51-100		RPI 101-150		RPI 150+										
38-21-0		0-11-0		1-4-0		OVERALL		3-3-0		5-0-0		29-3-0										
18-5-0		0-5-0		0-0-0		HOME		0-0-0		1-0-0		17-0-0										
11-6-0		0-3-0		0-2-0		AWAY		2-1-0		1-0-0		8-0-0										
9-10-0		0-3-0		1-2-0		NEUTRAL		1-2-0		3-0-0		4-3-0										
22-18-0		0-11-0		1-4-0		NON-CONFERENCE		1-2-0		5-0-0		15-1-0										
12-5-0		0-5-0		0-0-0		HOME		0-0-0		1-0-0		11-0-0										
2-5-0		0-3-0		0-0-		AWAY		0-0-0		1-0-0		1-0-0										
8-8-0		0-3-0		1-2-0		NEUTRAL		1-2-0		3-0-0		3-1-0										
16-3-0		0-0-0		0-0-0		CONFERENCE		2-1-0		0-0-0		14-2-0										
6-0-0		0-0-0		0-0-0		HOME		0-0-0		0-0-0		6-0-0										
9-1-0		0-0-0		0-0-0		AWAY		2-1-0		0-0-0		7-0-0										
1-2-0		0-0-0		0-0-0		NEUTRAL		0-0-0		0-0-0		1-2-0										
RPI	S	Opponent		Score		RPI	S	Opponent		Score		RPI	S	Opponent		Score						
3	H	Oklahoma		1	11	27	N	Utah		4	10	51	N	BYU		2	1	128	N	Drake	3	1
3	H	Oklahoma		0	8	29	N	Cal St. Fullerton		5	4	53	A	Grand Canyon		9	1	135	N	Maine	7	5
9	N	Oregon		0	8	33	A	UCF		1	2	53	A	Grand Canyon		8	0	140	A	New Mexico	3	2
12	H	Missouri		1	5	33	A	UCF		0	3	53	A	Grand Canyon		5	6	140	H	New Mexico	11	3
12	H	Missouri		6	9	45	N	Northwestern		4	12	54	N	USC Upstate		2	3	148	N	East Carolina	7	3
12	H	Missouri		3	14							86	N	Purdue		0	3	151	A	UTEP	12	0
21	A	South Fla.		4	5													151	H	UTEP	4	1
22	A	Arizona		2	10													151	H	UTEP	12	4
22	A	Arizona		1	6													177	H	Creighton	9	0
23	N	Fla. Atlantic		3	5													182	H	Western Mich.	8	0
24	N	Oregon St.		2	10													182	H	Western Mich.	15	5
																		185	N	St. Mary's (CA)	12	4
																		188	A	UMKC	5	4
																		188	A	UMKC	7	2
																		188	A	UMKC	11	8
																		206	H	Campbell	10	1
																		217	N	Boise St.	1	2
																		227	N	Southern Utah	13	3
																		228	H	CSU Bakersfield	12	1
																		228	H	CSU Bakersfield	4	2
																		228	H	CSU Bakersfield	6	5
																		228	N	CSU Bakersfield	1	2
																		228	N	CSU Bakersfield	0	1
																		233	A	Seattle	6	4
																		233	H	Seattle	5	0
																		233	H	Seattle	12	0
																		233	H	Seattle	2	0
LAST 10 GAMES																						
																		228	N	CSU Bakersfield	0	1
																		228	N	CSU Bakersfield	1	2
																		233	A	Seattle	6	4
																		188	A	UMKC	5	4
																		228	H	CSU Bakersfield	12	1
																		228	H	CSU Bakersfield	4	2

Non-Div. I Games:

New Mexico St.

New Mexico St.

Average RPI Win: 136		WON-LOST	WINNING	LAST 10	STRENGTH OF		OPP. STRENGTH	TEAM	ADJ	CONF.	ADJ CONF.
Average RPI Loss: 39		RECORD	PCT. RANK	GAMES	SCHEDULE		OF SCHEDULE	RPI	RPI	RPI	RPI
DIV. I ONLY		17-39-0	.30357	250	1		26	73	.54376	67	1
DIV. I NON-CONF.		16-16-0	.5	149	24		128	71	.54765	72	1
TOTALS		RPI 1-25	RPI 26-50		W-L RECORDS		RPI 51-100		RPI 101-150		RPI 150+
17-39-0		1-21-0	2-10-0		OVERALL		2-3-0		6-3-0		6-2-0
7-18-0		1-12-0	0-2-0		HOME		1-1-0		3-1-0		2-2-0
3-16-0		0-9-0	1-7-0		AWAY		0-0-0		0-0-0		2-0-0
7-5-0		0-0-0	1-1-0		NEUTRAL		1-2-0		3-2-0		2-0-0
16-16-0		0-1-0	2-7-0		NON-CONFERENCE		2-3-0		6-3-0		6-2-0
6-7-0		0-1-0	0-2-0		HOME		1-1-0		3-1-0		2-2-0
3-4-0		0-0-0	1-0-		AWAY		0-0-0		0-0-0		2-0-0
7-5-0		0-0-0	1-1-0		NEUTRAL		1-2-0		3-2-0		2-0-0
1-23-0		1-20-0	0-3-0		CONFERENCE		0-0-0		0-0-0		0-0-0
1-11-0		1-11-0	0-0-0		HOME		0-0-0		0-0-0		0-0-0
0-12-0		0-9-0	0-3-0		AWAY		0-0-0		0-0-0		0-0-0
0-0-0		0-0-0	0-0-0		NEUTRAL		0-0-0		0-0-0		0-0-0
RPI S	Opponent	Score	RPI S	Opponent	Score	RPI S	Opponent	Score	RPI S	Opponent	Score
1 A	Florida	0 9	28 A	Texas	1 4	52 N	North Dakota St.	8 4	112 N	Army West Point	4 5
1 A	Florida	0 5	28 A	Texas	5 6	52 N	North Dakota St.	2 7	128 H	Drake	2 9
1 A	Florida	0 8	29 A	Cal St. Fullerton	1 8	53 N	Grand Canyon	2 6	128 H	Drake	13 4
3 H	Oklahoma	1 3	30 A	Ole Miss	5 6	83 H	UNI	4 3	134 H	Wright St.	6 2
5 H	Auburn	0 10	30 A	Ole Miss	7 10	83 H	UNI	6 8	134 H	Wright St.	1 0
5 H	Auburn	0 23	30 A	Ole Miss	2 7				138 N	Binghamton	12 5
5 H	Auburn	0 21	31 A	Oklahoma St.	1 4				140 N	New Mexico	4 3
11 H	LSU	1 9	31 H	Oklahoma St.	7 10				140 N	New Mexico	2 1
11 H	LSU	4 5	34 N	Nebraska	11 10				147 N	UNLV	4 11
11 H	LSU	6 10	35 N	North Carolina	0 5				160 N	Central Mich.	12 4
14 A	Tennessee	2 10	39 A	Tulsa	4 1				188 H	UMKC	4 9
14 A	Tennessee	4 18	39 H	Tulsa	3 4				188 H	UMKC	7 6
14 A	Tennessee	1 3							194 H	Missouri St.	1 11
16 H	Kentucky	4 12							225 H	Buffalo	15 14
16 H	Kentucky	1 7							231 N	George Washington	8 0
16 H	Kentucky	0 9							234 A	Southeast Mo. St.	7 4
17 A	Texas A&M	1 9							234 A	Southeast Mo. St.	4 3
17 A	Texas A&M	1 9									
17 A	Texas A&M	3 11									
25 H	South Carolina	0 14									
25 H	South Carolina	5 7									
25 H	South Carolina	10 5									
			LAST 10 GAMES								
			1 A	Florida	0 8	11 H	LSU	6 10			
			1 A	Florida	0 5	31 A	Oklahoma St.	1 4			
			1 A	Florida	0 9	30 A	Ole Miss	5 6			
			11 H	LSU	1 9	30 A	Ole Miss	2 7			
			11 H	LSU	4 5	30 A	Ole Miss	7 10			

Non-Div. I Games:

Arkansas

Average RPI Win: 146		WON-LOST	WINNING	LAST 10	STRENGTH OF		OPP. STRENGTH	TEAM	ADJ		CONF.	ADJ CONF.			
Average RPI Loss: 76		RECORD	PCT. RANK	GAMES	SCHEDULE		OF SCHEDULE	RPI	RPI		RPI	RPI			
DIV. I ONLY		24-22-0	.52174	133	3-7-0		48	90	71	.54359	68	8	8		
DIV. I NON-CONF.		16-12-0	.57143	97	0-1-0		81	103	74	.54397	74	9	9		
TOTALS		RPI 1-25	RPI 26-50		W-L RECORDS		RPI 51-100		RPI 101-150		RPI 150+				
24-22-0		0-4-0	1-1-0		OVERALL		5-11-0		8-4-0		10-2-0				
8-4-0		0-0-0	0-0-0		HOME		0-2-0		3-1-0		5-1-0				
9-13-0		0-4-0	0-0-0		AWAY		5-6-0		3-2-0		1-1-0				
7-5-0		0-0-0	1-1-0		NEUTRAL		0-3-0		2-1-0		4-0-0				
16-12-0		0-2-0	1-1-0		NON-CONFERENCE		3-5-0		5-2-0		7-2-0				
4-1-0		0-0-0	0-0-0		HOME		0-0-0		2-0-0		2-1-0				
5-6-0		0-2-0	0-0-		AWAY		3-2-0		1-1-0		1-1-0				
7-5-0		0-0-0	1-1-0		NEUTRAL		0-3-0		2-1-0		4-0-0				
8-10-0		0-2-0	0-0-0		CONFERENCE		2-6-0		3-2-0		3-0-0				
4-3-0		0-0-0	0-0-0		HOME		0-2-0		1-1-0		3-0-0				
4-7-0		0-2-0	0-0-0		AWAY		2-4-0		2-1-0		0-0-0				
0-0-0		0-0-0	0-0-0		NEUTRAL		0-0-0		0-0-0		0-0-0				
RPI S	Opponent	Score		RPI S	Opponent	Score		RPI S	Opponent	Score		RPI S	Opponent	Score	
6 A	Florida St.	0	8	39 N	Tulsa	4	2	58 H	Col. of Charleston	3	4	106 H	St. John's (NY)	5	1
7 A	James Madison	0	4	39 N	Tulsa	3	6	58 H	Col. of Charleston	2	4	106 H	St. John's (NY)	8	0
7 A	James Madison	1	7					63 A	Fordham	11	12	108 H	UNCW	4	3
23 A	Fla. Atlantic	1	6					65 N	UAB	4	12	108 H	UNCW	3	5
								65 N	UAB	2	5	114 A	Rutgers	6	7
								69 A	Penn St.	15	8	127 A	Elon	4	3
								69 A	Penn St.	9	6	127 A	Elon	1	7
								69 A	Penn St.	2	10	127 A	Elon	10	3
								70 A	Towson	5	6	132 A	LIU Brooklyn	9	4
								70 A	Towson	8	2	132 N	LIU Brooklyn	2	3
								70 A	Towson	5	6	133 N	SIUE	10	4
								73 A	Delaware	6	5	134 N	Wright St.	3	1
								73 A	Delaware	2	4	166 N	Saint Louis	9	1
								73 A	Delaware	6	10	166 N	Saint Louis	10	2
								94 N	Marshall	1	9	169 H	UConn	10	8
								99 A	FGCU	8	7	169 H	UConn	3	9
												174 A	Stony Brook	7	8
												201 N	Bradley	7	4
												201 N	Bradley	3	2
												232 H	Seton Hall	8	4
												239 H	Drexel	12	3
												239 H	Drexel	13	3
												239 H	Drexel	9	2
												261 A	Iona	13	5
LAST 10 GAMES															
	7 A James Madison	0	4		239 H Drexel	13	3								
	7 A James Madison	1	7		239 H Drexel	12	3								
	58 H Col. of Charleston	3	4		174 A Stony Brook	7	8								
	58 H Col. of Charleston	2	4		73 A Delaware	6	10								
	239 H Drexel	9	2		73 A Delaware	2	4								

Non-Div. I Games:

Hofstra

Average RPI Win: 136		WON-LOST	WINNING	LAST 10	STRENGTH OF		OPP. STRENGTH	TEAM	ADJ		CONF.	ADJ CONF.
Average RPI Loss: 67		RECORD	PCT. RANK	GAMES	SCHEDULE		OF SCHEDULE	RPI	RPI		RPI	RPI
DIV. I ONLY		30-24-0	.55556	105	4-6-0		70	49	69		.54338	69
DIV. I NON-CONF.		15-14-0	.51724	136	2-0-0		79	90	95		.52997	96
TOTALS		RPI 1-25	RPI 26-50		W-L RECORDS		RPI 51-100		RPI 101-150		RPI 150+	
30-24-0		0-5-0	2-9-0		OVERALL		6-4-0		10-4-0		12-2-0	
15-8-0		0-3-0	2-2-0		HOME		1-2-0		6-0-0		6-1-0	
8-10-0		0-2-0	0-5-0		AWAY		3-2-0		3-0-0		2-1-0	
7-6-0		0-0-0	0-2-0		NEUTRAL		2-0-0		1-4-0		4-0-0	
15-14-0		0-1-0	0-5-0		NON-CONFERENCE		4-3-0		4-4-0		7-1-0	
7-3-0		0-0-0	0-0-0		HOME		1-2-0		3-0-0		3-1-0	
1-5-0		0-1-0	0-0-		AWAY		1-1-0		0-0-0		0-0-0	
7-6-0		0-0-0	0-2-0		NEUTRAL		2-0-0		1-4-0		4-0-0	
15-10-0		0-4-0	2-4-0		CONFERENCE		2-1-0		6-0-0		5-1-0	
8-5-0		0-3-0	2-2-0		HOME		0-0-0		3-0-0		3-0-0	
7-5-0		0-1-0	0-2-0		AWAY		2-1-0		3-0-0		2-1-0	
0-0-0		0-0-0	0-0-0		NEUTRAL		0-0-0		0-0-0		0-0-0	
RPI S	Opponent	Score	RPI S	Opponent	Score	RPI S	Opponent	Score	RPI S	Opponent	Score	
2 A	Michigan	1 6	26 N	Notre Dame	2 6	63 N	Fordham	11 1	113 H	Michigan St.	8 6	
2 H	Michigan	2 4	30 A	Ole Miss	3 4	68 H	Hofstra	6 9	113 H	Michigan St.	7 2	
2 H	Michigan	0 12	30 A	Ole Miss	6 7	68 H	Hofstra	10 2	113 H	Michigan St.	11 5	
2 H	Michigan	3 13	34 H	Nebraska	8 7	68 H	Hofstra	8 15	114 A	Rutgers	12 1	
23 A	Fla. Atlantic	2 4	38 A	Mississippi St.	3 9	75 A	Indiana	2 11	114 A	Rutgers	4 1	
			39 N	Tulsa	4 11	75 A	Indiana	13 3	114 A	Rutgers	12 8	
			42 A	Ohio St.	0 3	75 A	Indiana	15 7	133 H	SIUE	2 1	
			42 A	Ohio St.	10 12	87 N	Pittsburgh	7 2	133 N	SIUE	3 4	
			47 H	Illinois	4 1	100 A	Jacksonville	0 6	134 N	Wright St.	0 2	
			47 H	Illinois	0 9	100 A	Jacksonville	9 3	141 N	Massachusetts	7 4	
			47 H	Illinois	1 2				141 N	Massachusetts	0 3	
									145 H	Saint Francis (PA)	4 2	
									145 H	Saint Francis (PA)	6 0	
									146 N	North Florida	1 2	
									156 N	Radford	8 0	
									157 H	Bucknell	4 1	
									157 H	Bucknell	2 1	
									181 H	Maryland	5 3	
									181 H	Maryland	4 0	
									181 H	Maryland	9 6	
									186 A	Iowa	11 3	
									186 A	Iowa	8 3	
									186 A	Iowa	1 4	
									193 H	Robert Morris	8 5	
									193 H	Robert Morris	1 3	
									218 N	Yale	6 2	
									226 N	Belmont	6 1	
			LAST 10 GAMES									
			2 A	Michigan	1 6	2 H	Michigan	3 13				
			34 H	Nebraska	8 7	2 H	Michigan	0 12				
			47 H	Illinois	0 9	2 H	Michigan	2 4				
			47 H	Illinois	4 1	145 H	Saint Francis (PA)	6 0				
			47 H	Illinois	1 2	145 H	Saint Francis (PA)	4 2				

Non-Div. I Games:

Penn St.

RPI	S	Opponent	Score	
249	N	Georgetown	9	4

Penn St.

P
e
n
n
s
t
.

P
e
n
n
s
t
.

**T
O
W
S
O
N**

T
O
W
S
O
N

Towson

RPI	S	Opponent	Score	
252	N	Portland St.	5	1
255	H	UMBC	13	3
256	N	Wagner	3	2
258	H	Mt. St. Mary's	10	4
271	H	Morgan St.	17	4
279	N	IPFW	12	5
281	H	Norfolk St.	10	2
281	H	Norfolk St.	8	0
286	N	Rider	2	1

T
O
W
S
O
N

T
O
W
S
O
N

Towson

Average RPI Win:		108	WON-LOST RECORD		WINNING PCT. RANK		LAST 10 GAMES		STRENGTH OF SCHEDULE		OPP. STRENGTH OF SCHEDULE		TEAM RPI		ADJ RPI		CONF. RPI		ADJ CONF. RPI										
Average RPI Loss:		53																											
DIV. I ONLY			23-32-0		.41818 193		4-6-0		31		23		75		.5431 71		3		3										
DIV. I NON-CONF.			17-20-0		.45946 177		2-0-0		44		14		93		.53536 88		3		3										
TOTALS		RPI 1-25		RPI 26-50		W-L RECORDS		RPI 51-100		RPI 101-150		RPI 150+																	
23-32-0		0-16-0		8-8-0		OVERALL		1-2-0		9-3-0		5-3-0																	
13-8-0		0-3-0		5-0-0		HOME		1-1-0		5-3-0		2-1-0																	
5-20-0		0-10-0		1-8-0		AWAY		0-1-0		2-0-0		2-1-0																	
5-4-0		0-3-0		2-0-0		NEUTRAL		0-0-0		2-0-0		1-1-0																	
17-20-0		0-10-0		4-3-0		NON-CONFERENCE		1-2-0		7-2-0		5-3-0																	
8-4-0		0-0-0		2-0-0		HOME		1-1-0		3-2-0		2-1-0																	
4-12-0		0-7-0		0-0-		AWAY		0-1-0		2-0-0		2-1-0																	
5-4-0		0-3-0		2-0-0		NEUTRAL		0-0-0		2-0-0		1-1-0																	
6-12-0		0-6-0		4-5-0		CONFERENCE		0-0-0		2-1-0		0-0-0																	
5-4-0		0-3-0		3-0-0		HOME		0-0-0		2-1-0		0-0-0																	
1-8-0		0-3-0		1-5-0		AWAY		0-0-0		0-0-0		0-0-0																	
0-0-0		0-0-0		0-0-0		NEUTRAL		0-0-0		0-0-0		0-0-0																	
RPI	S	Opponent		Score		RPI	S	Opponent		Score		RPI	S	Opponent		Score		RPI	S	Opponent		Score							
3	A	Oklahoma		0	8	28	A	Texas		4	8	62	A	San Diego St.		3	13	103	A	Abilene Christian		6	1						
3	A	Oklahoma		0	4	28	A	Texas		0	2	80	H	Ohio		2	6	103	H	Abilene Christian		1	3						
3	A	Oklahoma		1	10	28	A	Texas		3	2	80	H	Ohio		7	5	105	H	Ga. Southern		14	5						
8	N	Washington		5	14	31	H	Oklahoma St.		8	7							105	H	Ga. Southern		4	1						
10	A	La.-Lafayette		5	11	31	H	Oklahoma St.		19	18							115	N	Illinois St.		5	2						
10	A	La.-Lafayette		2	6	31	H	Oklahoma St.		9	7							115	N	Illinois St.		5	3						
11	A	LSU		3	5	32	H	McNeese St.		4	1							136	H	SFA		1	10						
11	A	LSU		2	3	32	H	McNeese St.		11	6							147	A	UNLV		7	3						
13	H	Baylor		6	16	36	N	California		2	0							149	H	UTSA		6	4						
13	H	Baylor		2	9	37	N	Long Beach St.		4	2							150	H	Iowa St.		13	5						
13	H	Baylor		2	15	40	A	Arizona St.		3	4							150	H	Iowa St.		6	8						
16	N	Kentucky		0	10	40	A	Arizona St.		1	3							150	H	Iowa St.		5	3						
17	A	Texas A&M		3	17	40	A	Arizona St.		3	7							155	A	North Texas		8	5						
17	A	Texas A&M		6	7	49	A	Kansas		1	9							155	A	North Texas		4	2						
17	A	Texas A&M		5	9	49	A	Kansas		0	10							198	A	San Diego		0	6						
20	N	Minnesota		4	7	49	A	Kansas		2	6							217	H	Boise St.		4	8						
						LAST 10 GAMES																							
						3 A Oklahoma						1	10	13 H Baylor						2	9								
						3 A Oklahoma						0	4	155 A North Texas						8	5								
						3 A Oklahoma						0	8	155 A North Texas						4	2								
						13 H Baylor						6	16	150 H Iowa St.						13	5								
						13 H Baylor						2	15	150 H Iowa St.						5	3								

Non-Div. I Games:

Texas Tech

Average RPI Win: 157		WON-LOST	WINNING	LAST 10	STRENGTH OF		OPP. STRENGTH	TEAM	ADJ		CONF.	ADJ CONF.			
Average RPI Loss: 55		RECORD	PCT. RANK	GAMES	SCHEDULE		OF SCHEDULE	RPI	RPI		RPI	RPI			
DIV. I ONLY		31-25-0	.55357	109	4-6-0		64	61	65		.54259	72			
DIV. I NON-CONF.		19-10-0	.65517	57	0-0-0		99	93	57		.55635	60			
TOTALS		RPI 1-25	RPI 26-50		W-L RECORDS		RPI 51-100		RPI 101-150		RPI 150+				
31-25-0		0-7-0	1-9-0		OVERALL		5-5-0		7-2-0		18-2-0				
19-12-0		0-3-0	1-5-0		HOME		1-3-0		6-1-0		11-0-0				
8-11-0		0-4-0	0-3-0		AWAY		3-1-0		0-1-0		5-2-0				
4-2-0		0-0-0	0-1-0		NEUTRAL		1-1-0		1-0-0		2-0-0				
19-10-0		0-4-0	0-3-0		NON-CONFERENCE		1-1-0		5-1-0		13-1-0				
15-4-0		0-0-0	0-3-0		HOME		0-1-0		4-0-0		11-0-0				
1-6-0		0-4-0	0-0-		AWAY		1-0-0		0-1-0		0-1-0				
3-0-0		0-0-0	0-0-0		NEUTRAL		0-0-0		1-0-0		2-0-0				
12-15-0		0-3-0	1-6-0		CONFERENCE		4-4-0		2-1-0		5-1-0				
4-8-0		0-3-0	1-2-0		HOME		1-2-0		2-1-0		0-0-0				
7-5-0		0-0-0	0-3-0		AWAY		2-1-0		0-0-0		5-1-0				
1-2-0		0-0-0	0-1-0		NEUTRAL		1-1-0		0-0-0		0-0-0				
RPI S	Opponent	Score		RPI S	Opponent	Score		RPI S	Opponent	Score		RPI S	Opponent	Score	
4 A	Alabama	0	8	30 H	Ole Miss	1	6	60 H	Georgia St.	2	6	102 N	Furman	6	5
5 A	Auburn	1	8	32 H	McNeese St.	2	3	60 H	Georgia St.	5	2	105 H	Ga. Southern	1	8
10 H	La.-Lafayette	0	11	41 H	Texas St.	1	2	60 H	Georgia St.	1	6	105 H	Ga. Southern	13	5
10 H	La.-Lafayette	1	8	41 H	Texas St.	0	8	60 N	Georgia St.	0	8	105 H	Ga. Southern	4	1
10 H	La.-Lafayette	0	8	41 H	Texas St.	3	2	65 A	UAB	4	2	110 H	Dayton	3	2
25 A	South Carolina	7	10	41 N	Texas St.	2	3	85 A	UT Arlington	12	2	110 H	Dayton	7	3
25 A	South Carolina	0	8	44 A	South Ala.	0	7	85 A	UT Arlington	5	4	118 A	Lipscomb	0	2
				44 A	South Ala.	3	4	85 A	UT Arlington	12	13	121 H	Kennesaw St.	6	2
				44 A	South Ala.	2	6	85 N	UT Arlington	3	2	121 H	Kennesaw St.	8	2
				50 H	Samford	6	8	94 H	Marshall	5	7	161 H	Evansville	5	4
												163 A	La.-Monroe	5	4
												163 A	La.-Monroe	0	2
												163 A	La.-Monroe	6	3
												166 H	Eastern Ill.	13	6
												173 A	Georgia Tech	1	2
												179 N	Youngstown St.	10	8
												180 H	Mercer	4	1
												183 H	Tennessee Tech	11	3
												183 H	Tennessee Tech	6	2
												194 H	Missouri St.	5	2
												200 N	Indiana St.	10	9
												219 H	Eastern Mich.	13	2
												219 H	Eastern Mich.	14	1
												223 H	Florida A&M	11	2
												238 H	Alabama St.	9	5
												242 A	Appalachian St.	11	1
												242 A	Appalachian St.	23	6
				LAST 10 GAMES											
				60 N	Georgia St.	0	8	44 A	South Ala.	3	4				
				85 N	UT Arlington	3	2	85 A	UT Arlington	12	13				
				41 N	Texas St.	2	3	85 A	UT Arlington	5	4				
				44 A	South Ala.	0	7	85 A	UT Arlington	12	2				
				44 A	South Ala.	2	6	105 H	Ga. Southern	4	1				

Non-Div. I Games:

Troy

RPI	S	Opponent	Score	
242	A	Appalachian St.	25	19
269	H	Austin Peay	9	3

Troy

T
r
o
y

T
r
o
y

Average RPI Win: 184		WON-LOST RECORD	WINNING PCT. RANK		LAST 10 GAMES	STRENGTH OF SCHEDULE	OPP. STRENGTH OF SCHEDULE	TEAM RPI	ADJ RPI		CONF. RPI	ADJ CONF. RPI			
Average RPI Loss: 92															
DIV. I ONLY		30-21-0	.58824	86	4-6-0	54	196	64	.54218	73	8	8			
DIV. I NON-CONF.		20-10-0	.66667	53	2-0-0	151	281	96	.52697	97	9	9			
<hr/>															
TOTALS		RPI 1-25	RPI 26-50		W-L RECORDS		RPI 51-100		RPI 101-150		RPI 150+				
30-21-0		0-4-0	0-0-0		OVERALL		4-8-0		7-4-0		19-5-0				
16-7-0		0-0-0	0-0-0		HOME		3-3-0		2-0-0		11-4-0				
7-10-0		0-4-0	0-0-0		AWAY		1-2-0		4-4-0		2-0-0				
7-4-0		0-0-0	0-0-0		NEUTRAL		0-3-0		1-0-0		6-1-0				
20-10-0		0-0-0	0-0-0		NON-CONFERENCE		0-2-0		4-3-0		16-5-0				
10-4-0		0-0-0	0-0-0		HOME		0-0-0		2-0-0		8-4-0				
4-3-0		0-0-0	0-0-		AWAY		0-0-0		2-3-0		2-0-0				
6-3-0		0-0-0	0-0-0		NEUTRAL		0-2-0		0-0-0		6-1-0				
10-11-0		0-4-0	0-0-0		CONFERENCE		4-6-0		3-1-0		3-0-0				
6-3-0		0-0-0	0-0-0		HOME		3-3-0		0-0-0		3-0-0				
3-7-0		0-4-0	0-0-0		AWAY		1-2-0		2-1-0		0-0-0				
1-1-0		0-0-0	0-0-0		NEUTRAL		0-1-0		1-0-0		0-0-0				
RPI	S	Opponent	Score	RPI	S	Opponent	Score	RPI	S	Opponent	Score	RPI	S	Opponent	Score
7	A	James Madison	5 6					58	H	Col. of Charleston	2 3	104	A	FIU	5 4
7	A	James Madison	0 2					58	H	Col. of Charleston	5 0	104	A	FIU	2 3
7	A	James Madison	2 11					58	H	Col. of Charleston	8 11	104	A	FIU	7 1
7	A	James Madison	0 8					58	N	Col. of Charleston	4 6	108	A	UNCW	5 1
								68	H	Hofstra	5 6	108	A	UNCW	3 4
								68	H	Hofstra	10 6	108	A	UNCW	10 0
								68	H	Hofstra	4 2	116	H	Villanova	4 3
								70	A	Towson	3 9	116	H	Villanova	6 4
								70	A	Towson	4 3	127	N	Elon	8 2
								70	A	Towson	1 2	130	A	Saint Joseph's	3 5
								75	N	Indiana	2 5	130	A	Saint Joseph's	2 7
								75	N	Indiana	0 5	157	H	Bucknell	1 11
												157	H	Bucknell	6 5
												162	H	Albany (NY)	2 6
												168	H	Monmouth	1 3
												168	H	Monmouth	1 0
												196	H	Delaware St.	1 4
												196	H	Delaware St.	9 3
												196	H	Delaware St.	8 7
												196	H	Delaware St.	13 11
												208	N	Siena	5 6
												208	N	Siena	7 2
												239	H	Drexel	6 2
												239	H	Drexel	13 10
												239	H	Drexel	9 1
												248	N	Central Conn. St.	5 2
												248	N	Central Conn. St.	3 0
LAST 10 GAMES															
				58	N	Col. of Charleston	4 6	70	A	Towson	4 3				
				7	A	James Madison	0 2	258	H	Mt. St. Mary's	3 2				
				127	N	Elon	8 2	258	H	Mt. St. Mary's	8 2				
				70	A	Towson	3 9	7	A	James Madison	2 11				
				70	A	Towson	1 2	7	A	James Madison	0 8				

Non-Div. I Games:

Delaware

RPI	S	Opponent	Score	
248	N	Central Conn. St.	8	0
258	H	Mt. St. Mary's	3	2
258	H	Mt. St. Mary's	8	2
271	A	Morgan St.	8	0
271	A	Morgan St.	5	2
273	N	Holy Cross	7	0
273	N	Holy Cross	7	1
274	H	N.C. A&T	9	0

Delaware

RPI	S	Opponent	Score	
252	A	Portland St.	10	2
253	H	Utah Valley	8	6
253	H	Utah Valley	5	3
262	A	North Dakota	5	4
262	A	North Dakota	9	2
262	A	North Dakota	3	5
266	H	Northern Colo.	7	2
266	H	Northern Colo.	10	0
266	H	Northern Colo.	11	1
290	N	Saint Peter's	3	0

Weber St.

W
e
b
e
r
s
t
.

W
e
b
e
r
s
t
.

Average RPI Win: 144		WON-LOST	WINNING	LAST 10	STRENGTH OF		OPP. STRENGTH	TEAM	ADJ		CONF.	ADJ CONF.
Average RPI Loss: 64		RECORD	PCT. RANK	GAMES	SCHEDULE		OF SCHEDULE	RPI	RPI		RPI	RPI
DIV. I ONLY		29-25-0	.53704	123	5-5-0		77	44	77		.53977	75
DIV. I NON-CONF.		18-11-0	.62069	72	0-0-0		54	71	54		.56487	53
TOTALS		RPI 1-25	RPI 26-50		W-L RECORDS		RPI 51-100		RPI 101-150		RPI 150+	
29-25-0		0-9-0	2-3-0		OVERALL		7-4-0		2-8-0		18-1-0	
13-9-0		0-3-0	2-2-0		HOME		1-3-0		1-1-0		9-0-0	
4-12-0		0-4-0	0-0-0		AWAY		1-1-0		1-6-0		2-1-0	
12-4-0		0-2-0	0-1-0		NEUTRAL		5-0-0		0-1-0		7-0-0	
18-11-0		0-5-0	0-2-0		NON-CONFERENCE		4-1-0		1-3-0		13-0-0	
7-3-0		0-0-0	0-1-0		HOME		0-1-0		1-1-0		6-0-0	
0-5-0		0-4-0	0-0-		AWAY		0-0-0		0-1-0		0-0-0	
11-3-0		0-1-0	0-1-0		NEUTRAL		4-0-0		0-1-0		7-0-0	
11-14-0		0-4-0	2-1-0		CONFERENCE		3-3-0		1-5-0		5-1-0	
6-6-0		0-3-0	2-1-0		HOME		1-2-0		0-0-0		3-0-0	
4-7-0		0-0-0	0-0-0		AWAY		1-1-0		1-5-0		2-1-0	
1-1-0		0-1-0	0-0-0		NEUTRAL		1-0-0		0-0-0		0-0-0	
RPI S	Opponent	Score	RPI S	Opponent	Score	RPI S	Opponent	Score	RPI S	Opponent	Score	
2 H	Michigan	4 12	36 N	California	6 7	60 N	Georgia St.	3 0	101 N	Nevada	3 5	
2 H	Michigan	0 8	42 H	Ohio St.	3 5	60 N	Georgia St.	4 1	104 A	FIU	2 5	
2 H	Michigan	5 11	42 H	Ohio St.	5 3	69 H	Penn St.	11 2	113 A	Michigan St.	2 1	
2 N	Michigan	0 10	42 H	Ohio St.	5 4	69 H	Penn St.	7 15	113 A	Michigan St.	5 6	
5 A	Auburn	7 8	46 H	Louisville	2 12	69 H	Penn St.	3 13	113 A	Michigan St.	2 6	
16 A	Kentucky	1 3				73 N	Delaware	5 2	114 A	Rutgers	3 6	
17 A	Texas A&M	0 4				73 N	Delaware	5 0	114 A	Rutgers	2 3	
17 A	Texas A&M	2 4				80 H	Ohio	0 6	114 A	Rutgers	3 8	
18 N	Fresno St.	0 7				82 N	Wisconsin	4 0	128 H	Drake	1 0	
						86 A	Purdue	1 0	134 H	Wright St.	1 4	
						86 A	Purdue	4 6	151 N	UTEP	3 0	
									151 N	UTEP	5 4	
									159 N	Utah St.	5 2	
									161 H	Evansville	2 1	
									161 H	Evansville	8 0	
									165 H	Ill.-Chicago	3 2	
									170 H	Ball St.	7 1	
									181 A	Maryland	8 3	
									181 A	Maryland	12 1	
									181 A	Maryland	8 10	
									186 H	Iowa	9 3	
									186 H	Iowa	5 3	
									186 H	Iowa	10 5	
									200 H	Indiana St.	12 5	
									203 N	Murray St.	1 0	
									203 N	Murray St.	5 1	
									213 N	A&M-Corpus Christi	6 2	
			LAST 10 GAMES									
			2 N	Michigan	0 10	42 H	Ohio St.	5 3				
			82 N	Wisconsin	4 0	42 H	Ohio St.	5 4				
			181 A	Maryland	8 10	42 H	Ohio St.	3 5				
			181 A	Maryland	8 3	114 A	Rutgers	2 3				
			181 A	Maryland	12 1	114 A	Rutgers	3 6				

Non-Div. I Games:

Indiana

RPI	S	Opponent	Score	
220	H	Western Ill.	11	8
273	N	Holy Cross	4	1

Indiana

I
n
d
i
a
n
a

I
n
d
i
a
n
a

Average RPI Win: 163		WON-LOST RECORD		WINNING PCT. RANK		LAST 10 GAMES		STRENGTH OF SCHEDULE		OPP. STRENGTH OF SCHEDULE		TEAM RPI		ADJ RPI		CONF. RPI		ADJ CONF. RPI	
DIV. I ONLY		27-25-0		.51923 135		7-3-0		47		102		72		.53888 76		17		17	
DIV. I NON-CONF.		11-21-0		.34375 220		1-1-0		22		37		112		.51222 116		19		19	
TOTALS		RPI 1-25		RPI 26-50		W-L RECORDS		RPI 51-100		RPI 101-150		RPI 150+							
27-25-0		0-6-0		1-5-0		OVERALL		2-5-0		7-6-0		17-3-0							
11-4-0		0-0-0		1-0-0		HOME		1-0-0		6-4-0		3-0-0							
10-5-0		0-1-0		0-2-0		AWAY		0-0-0		0-1-0		10-1-0							
6-16-0		0-5-0		0-3-0		NEUTRAL		1-5-0		1-1-0		4-2-0							
11-21-0		0-6-0		1-5-0		NON-CONFERENCE		2-5-0		1-2-0		7-3-0							
3-0-0		0-0-0		1-0-0		HOME		1-0-0		0-0-0		1-0-0							
2-5-0		0-1-0		0-0-		AWAY		0-0-0		0-1-0		2-1-0							
6-16-0		0-5-0		0-3-0		NEUTRAL		1-5-0		1-1-0		4-2-0							
16-4-0		0-0-0		0-0-0		CONFERENCE		0-0-0		6-4-0		10-0-0							
8-4-0		0-0-0		0-0-0		HOME		0-0-0		6-4-0		2-0-0							
8-0-0		0-0-0		0-0-0		AWAY		0-0-0		0-0-0		8-0-0							
0-0-0		0-0-0		0-0-0		NEUTRAL		0-0-0		0-0-0		0-0-0							
RPI	S	Opponent		Score		RPI	S	Opponent		Score		RPI	S	Opponent		Score			
3	N	Oklahoma		1	6	26	A	Notre Dame		0	8	52	N	North Dakota St.		2	3		
4	A	Alabama		4	12	31	N	Oklahoma St.		0	3	52	N	North Dakota St.		0	18		
4	N	Alabama		6	14	31	N	Oklahoma St.		2	7	53	N	Grand Canyon		1	3		
5	N	Auburn		0	18	34	N	Nebraska		5	7	63	N	Fordham		5	6		
7	N	James Madison		1	8	41	A	Texas St.		3	4	86	H	Purdue		6	4		
14	N	Tennessee		4	16	45	H	Northwestern		4	3	93	N	Northwestern St.		1	0		
												93	N	Northwestern St.		1	5		

Non-Div. I Games:

DePaul

RPI	S	Opponent	Score	
222	N	Valparaiso	1	5
232	A	Seton Hall	8	3
232	A	Seton Hall	6	2
249	H	Georgetown	11	2
249	H	Georgetown	11	5
263	N	Santa Clara	8	5

DePaul

D
e
P
a
u
l

D
e
P
a
u
l

S
o
u
t
h
e
r
n
M
i
s
s
.

Southern Miss.

RPI	S	Opponent	Score	
251	H	Alcorn	11	0
251	H	Alcorn	8	5

Southern Miss.

S
o
u
t
h
e
r
n
M
i
s
s
.

S
o
u
t
h
e
r
n
M
i
s
s
.

Average RPI Win: 190		WON-LOST RECORD		WINNING PCT. RANK		LAST 10 GAMES		STRENGTH OF SCHEDULE		OPP. STRENGTH OF SCHEDULE		TEAM RPI		ADJ RPI		CONF. RPI		ADJ CONF. RPI	
DIV. I ONLY		36-16-0		.69231 34		5-5-0		148		216		70		.53758 78		22		23	
DIV. I NON-CONF.		22-10-0		.6875 46		0-0-0		103		206		56		.55232 65		23		24	
TOTALS		RPI 1-25		RPI 26-50		W-L RECORDS		RPI 51-100		RPI 101-150		RPI 150+							
36-16-0		0-2-0		0-1-0		OVERALL		2-2-0		8-6-0		26-5-0							
13-5-0		0-0-0		0-0-0		HOME		0-0-0		0-2-0		13-3-0							
9-8-0		0-1-0		0-0-0		AWAY		0-1-0		5-4-0		4-2-0							
14-3-0		0-1-0		0-1-0		NEUTRAL		2-1-0		3-0-0		9-0-0							
22-10-0		0-2-0		0-1-0		NON-CONFERENCE		2-2-0		5-2-0		15-3-0							
4-2-0		0-0-0		0-0-0		HOME		0-0-0		0-0-0		4-2-0							
4-5-0		0-1-0		0-0-		AWAY		0-1-0		2-2-0		2-1-0							
14-3-0		0-1-0		0-1-0		NEUTRAL		2-1-0		3-0-0		9-0-0							
14-6-0		0-0-0		0-0-0		CONFERENCE		0-0-0		3-4-0		11-2-0							
9-3-0		0-0-0		0-0-0		HOME		0-0-0		0-2-0		9-1-0							
5-3-0		0-0-0		0-0-0		AWAY		0-0-0		3-2-0		2-1-0							
0-0-0		0-0-0		0-0-0		NEUTRAL		0-0-0		0-0-0		0-0-0							
RPI S	Opponent	Score		RPI S	Opponent	Score		RPI S	Opponent	Score		RPI S	Opponent	Score					
16 N	Kentucky	1	7	45 N	Northwestern	0	2	63 A	Fordham	0	1	112 A	Army West Point	0	1				
21 A	South Fla.	2	13					86 N	Purdue	8	3	112 A	Army West Point	8	3				
								96 N	Charlotte	8	5	112 A	Army West Point	6	4				
								99 N	FGCU	0	2	112 H	Army West Point	1	3				
												114 N	Rutgers	10	5				
												120 N	Marist	7	1				
												123 A	UNCG	0	8				
												123 A	UNCG	4	1				
												130 A	Saint Joseph's	6	9				
												130 A	Saint Joseph's	7	3				
												135 N	Maine	8	6				
												137 A	Boston U.	0	2				
												137 A	Boston U.	4	2				
												137 H	Boston U.	2	6				
												157 A	Bucknell	10	0				
												157 A	Bucknell	2	3				
												157 A	Bucknell	2	1				
												157 H	Bucknell	1	0				
												162 N	Albany (NY)	9	0				
												162 N	Albany (NY)	5	4				
												179 N	Youngstown St.	14	2				
												179 N	Youngstown St.	12	4				
												190 H	Princeton	1	0				
												190 H	Princeton	7	4				
												199 A	Penn	4	0				
												199 A	Penn	6	3				
												200 N	Indiana St.	10	7				
				LAST 10 GAMES															
						112 H	Army West Point	1	3			273 H	Holy Cross	9	1				
						137 H	Boston U.	2	6			157 A	Bucknell	2	3				
						157 H	Bucknell	1	0			157 A	Bucknell	10	0				
						273 H	Holy Cross	3	4			157 A	Bucknell	2	1				
						273 H	Holy Cross	1	0			137 A	Boston U.	0	2				

Non-Div. I Games:

Lehigh

RPI	S	Opponent	Score	
200	N	Indiana St.	6	5
204	H	Manhattan	4	3
204	H	Manhattan	3	4
214	A	Winthrop	2	5
229	N	Quinnipiac	4	0
245	H	Colgate	8	0
245	H	Colgate	12	0
245	H	Colgate	3	1
255	H	UMBC	4	1
255	H	UMBC	0	2
261	N	Iona	8	2
273	H	Holy Cross	9	1
273	H	Holy Cross	1	0
273	H	Holy Cross	3	4
275	H	Lafayette	5	4
275	H	Lafayette	7	1
275	H	Lafayette	4	1
276	N	Hartford	3	0

Lehigh

Average RPI Win:		153	WON-LOST RECORD		WINNING PCT. RANK		LAST 10 GAMES		STRENGTH OF SCHEDULE		OPP. STRENGTH OF SCHEDULE		TEAM RPI		ADJ RPI		CONF. RPI		ADJ CONF. RPI			
DIV. I ONLY			37-23-0		.61667 71		8-2-0		141		103		82		.53699 80		16		16			
DIV. I NON-CONF.			19-12-0		.6129 76		0-0-0		132		54		78		.54229 76		16		16			
TOTALS		RPI 1-25		RPI 26-50		W-L RECORDS		RPI 51-100		RPI 101-150		RPI 150+										
37-23-0		1-2-0		0-4-0		OVERALL		9-3-0		8-7-0		19-7-0										
8-7-0		1-1-0		0-2-0		HOME		2-0-0		0-0-0		5-4-0										
14-9-0		0-1-0		0-0-0		AWAY		4-2-0		4-2-0		6-3-0										
15-7-0		0-0-0		0-2-0		NEUTRAL		3-0-0		4-5-0		8-0-0										
19-12-0		1-2-0		0-4-0		NON-CONFERENCE		5-2-0		6-4-0		7-0-0										
1-3-0		1-1-0		0-2-0		HOME		0-0-0		0-0-0		0-0-0										
6-4-0		0-1-0		0-0-		AWAY		4-2-0		2-1-0		0-0-0										
12-5-0		0-0-0		0-2-0		NEUTRAL		1-0-0		4-3-0		7-0-0										
18-11-0		0-0-0		0-0-0		CONFERENCE		4-1-0		2-3-0		12-7-0										
7-4-0		0-0-0		0-0-0		HOME		2-0-0		0-0-0		5-4-0										
8-5-0		0-0-0		0-0-0		AWAY		0-1-0		2-1-0		6-3-0										
3-2-0		0-0-0		0-0-0		NEUTRAL		2-0-0		0-2-0		1-0-0										
RPI	S	Opponent		Score		RPI	S	Opponent		Score		RPI	S	Opponent		Score						
16	H	Kentucky		1	3	32	N	McNeese St.		4	8	59	A	Kent St.		4	5	102	A	Furman	4	0
16	H	Kentucky		1	0	42	H	Ohio St.		0	1	59	H	Kent St.		4	2	107	A	Miami (OH)	1	2
25	A	South Carolina		0	8	42	H	Ohio St.		4	10	59	H	Kent St.		4	1	107	A	Miami (OH)	2	1
						43	N	Virginia Tech		4	5	59	N	Kent St.		2	1	107	A	Miami (OH)	2	1
												61	N	Longwood		2	1	107	N	Miami (OH)	0	3
												71	A	Texas Tech		6	2	107	N	Miami (OH)	0	3
												71	A	Texas Tech		5	7	110	A	Dayton	0	1
												75	A	Indiana		6	0	110	A	Dayton	9	4
												81	N	Northern Ill.		3	1	123	N	UNCG	2	0
												94	A	Marshall		0	8	128	N	Drake	4	5
												94	A	Marshall		7	0	128	N	Drake	4	0
												97	A	North Carolina St.		2	0	136	N	SFA	1	3
																		144	N	Virginia	7	8
																		144	N	Virginia	3	2
																		149	N	UTSA	8	5
																		154	A	Akron	3	1
																		154	H	Akron	2	1
																		154	H	Akron	0	1
																		154	H	Akron	3	4
																		161	N	Evansville	9	4
																		170	A	Ball St.	6	8
																		170	A	Ball St.	2	3
																		170	A	Ball St.	1	2
																		182	H	Western Mich.	2	1
																		182	H	Western Mich.	5	2
																		182	H	Western Mich.	0	3
																		182	N	Western Mich.	8	5
LAST 10 GAMES																						
				81	N	Northern Ill.		3	1	154	A	Akron		3	1	170	A	Ball St.		1	2	
				107	N	Miami (OH)		0	3	244	A	Bowling Green		9	3	182	H	Western Mich.		2	1	
				182	N	Western Mich.		8	5	244	A	Bowling Green		3	1	182	H	Western Mich.		5	2	
				59	N	Kent St.		2	1	244	A	Bowling Green		4	1	182	H	Western Mich.		0	3	
				107	N	Miami (OH)		0	3	225	H	Buffalo		2	1	182	N	Western Mich.		8	5	

Non-Div. I Games:

Ohio

RPI	S	Opponent	Score	
189	A	Toledo	4	2
189	A	Toledo	8	0
214	N	Winthrop	5	1
225	H	Buffalo	2	1
225	H	Buffalo	3	5
225	H	Buffalo	3	2
237	N	IUPUI	2	1
237	N	IUPUI	2	1
241	N	La Salle	8	0
244	A	Bowling Green	4	1
244	A	Bowling Green	3	1
244	A	Bowling Green	9	3
259	N	Bryant	3	2
259	N	Bryant	4	3

Ohio

O
h
i
o

O
h
i
o

[illegible]

Non-Div. I Games:

Northern Ill.

RPI	S	Opponent	Score	
196	N	Delaware St.	5	6
206	A	Campbell	5	4
206	A	Campbell	10	1
215	A	Loyola Chicago	6	9
215	N	Loyola Chicago	6	2
215	N	Loyola Chicago	10	6
219	A	Eastern Mich.	1	0
219	A	Eastern Mich.	5	1
219	A	Eastern Mich.	6	1
223	N	Florida A&M	9	0
223	N	Florida A&M	6	4
231	N	George Washington	4	2
234	N	Southeast Mo. St.	3	6
244	A	Bowling Green	2	1
244	A	Bowling Green	8	0
244	A	Bowling Green	13	1

Northern Ill.

N
o
r
t
h
e
r
n
I
l
l
.

N
o
r
t
h
e
r
n
I
l
l
.

Average RPI Win:	130	WON-LOST RECORD	WINNING PCT. RANK	LAST 10 GAMES	STRENGTH OF SCHEDULE	OPP. STRENGTH OF SCHEDULE	TEAM RPI	ADJ RPI	CONF. RPI	ADJ CONF. RPI		
DIV. I ONLY		28-24-1	.53774	122	4-6-0	100	53	91	.53499	82	5	5
DIV. I NON-CONF.		17-12-0	.58621	90	2-0-0	145	91	97	.53284	93	4	4
<hr/>												
TOTALS	RPI 1-25	RPI 26-50		W-L RECORDS		RPI 51-100		RPI 101-150		RPI 150+		
28-24-1	4-2-0	6-11-1		OVERALL		2-5-0		5-3-0		11-3-0		
7-8-1	0-0-0	3-5-1		HOME		1-2-0		0-0-0		3-1-0		
10-7-0	3-1-0	2-2-0		AWAY		1-1-0		2-2-0		2-1-0		
11-9-0	1-1-0	1-4-0		NEUTRAL		0-2-0		3-1-0		6-1-0		
<hr/>												
17-12-0	2-2-0	2-4-0		NON-CONFERENCE		1-2-0		3-2-0		9-2-0		
3-1-0	0-0-0	0-0-0		HOME		0-0-0		0-0-0		3-1-0		
3-3-0	1-1-0	1-0-		AWAY		1-1-0		0-1-0		0-0-0		
11-8-0	1-1-0	1-4-0		NEUTRAL		0-1-0		3-1-0		6-1-0		
<hr/>												
11-12-1	2-0-0	4-7-1		CONFERENCE		1-3-0		2-1-0		2-1-0		
4-7-1	0-0-0	3-5-1		HOME		1-2-0		0-0-0		0-0-0		
7-4-0	2-0-0	1-2-0		AWAY		0-0-0		2-1-0		2-1-0		
0-1-0	0-0-0	0-0-0		NEUTRAL		0-1-0		0-0-0		0-0-0		
<hr/>												
RPI S	Opponent	Score		RPI S	Opponent	Score		RPI S	Opponent	Score		
18 N	Fresno St.	4	0	29 A	Cal St. Fullerton	3	2	51 N	BYU	4	5	
20 A	Minnesota	7	1	34 A	Nebraska	6	4	75 N	Indiana	0	4	
20 A	Minnesota	6	3	34 A	Nebraska	8	13	86 H	Purdue	4	5	
21 A	South Fla.	9	5	34 A	Nebraska	5	6	86 H	Purdue	2	3	
21 A	South Fla.	2	10	36 N	California	4	2	86 H	Purdue	9	5	
24 N	Oregon St.	1	3	40 N	Arizona St.	1	4	97 A	North Carolina St.	2	1	
				42 H	Ohio St.	8	10	97 A	North Carolina St.	5	6	
				42 H	Ohio St.	6	5					
				42 H	Ohio St.	9	9					
				45 H	Northwestern	4	1					
				45 H	Northwestern	3	4					
				45 H	Northwestern	3	5					
				46 N	Louisville	0	5					
				46 N	Louisville	1	7					
				47 H	Illinois	0	1					
				47 H	Illinois	4	1					
				47 H	Illinois	3	4					
				49 N	Kansas	1	2					
				LAST 10 GAMES								
				75 N	Indiana	0	4	45 H	Northwestern	4	1	
				34 A	Nebraska	5	6	45 H	Northwestern	3	5	
				34 A	Nebraska	6	4	212 H	Green Bay	8	0	
				34 A	Nebraska	8	13	212 H	Green Bay	8	0	
				45 H	Northwestern	3	4	47 H	Illinois	0	1	

Non-Div. I Games:

Wisconsin

U
N
I

UNI

RPI	S	Opponent	Score	
194	H	Missouri St.	4	2
194	H	Missouri St.	11	8
194	H	Missouri St.	8	9
194	N	Missouri St.	4	2
200	H	Indiana St.	2	11
200	H	Indiana St.	7	11
201	A	Bradley	1	6
201	A	Bradley	9	0
201	A	Bradley	16	6
212	H	Green Bay	14	0
215	H	Loyola Chicago	8	1
215	H	Loyola Chicago	6	5
215	H	Loyola Chicago	12	0
220	H	Western Ill.	8	0
220	N	Western Ill.	4	0
225	N	Buffalo	7	1
225	N	Buffalo	10	1
254	H	South Dakota St.	11	2
254	H	South Dakota St.	6	4

U
N
I

U
N
I

Average RPI Win: 166		WON-LOST RECORD		WINNING PCT. RANK		LAST 10 GAMES		STRENGTH OF SCHEDULE		OPP. STRENGTH OF SCHEDULE		TEAM RPI		ADJ RPI		CONF. RPI		ADJ CONF. RPI	
DIV. I ONLY		33-22-0		.6 79		4-6-0		102		114		76		.53378 84		14		14	
DIV. I NON-CONF.		17-9-0		.65385 59		0-0-0		154		109		77		.53612 84		15		15	
TOTALS		RPI 1-25		RPI 26-50		W-L RECORDS		RPI 51-100		RPI 101-150		RPI 150+							
33-22-0		0-3-0		2-7-0		OVERALL		7-6-0		5-3-0		19-3-0							
16-5-0		0-0-0		0-1-0		HOME		4-2-0		2-1-0		10-1-0							
10-11-0		0-1-0		1-5-0		AWAY		0-3-0		2-1-0		7-1-0							
7-6-0		0-2-0		1-1-0		NEUTRAL		3-1-0		1-1-0		2-1-0							
17-9-0		0-3-0		2-4-0		NON-CONFERENCE		3-0-0		1-0-0		11-2-0							
7-2-0		0-0-0		0-1-0		HOME		0-0-0		0-0-0		7-1-0							
3-3-0		0-1-0		1-0-		AWAY		0-0-0		0-0-0		2-0-0							
7-4-0		0-2-0		1-1-0		NEUTRAL		3-0-0		1-0-0		2-1-0							
16-13-0		0-0-0		0-3-0		CONFERENCE		4-6-0		4-3-0		8-1-0							
9-3-0		0-0-0		0-0-0		HOME		4-2-0		2-1-0		3-0-0							
7-8-0		0-0-0		0-3-0		AWAY		0-3-0		2-1-0		5-1-0							
0-2-0		0-0-0		0-0-0		NEUTRAL		0-1-0		0-1-0		0-0-0							
RPI S	Opponent	Score		RPI S	Opponent	Score		RPI S	Opponent	Score		RPI S	Opponent	Score					
9 N	Oregon	0	8	30 A	Ole Miss	0	7	61 N	Longwood	4	0	103 H	Abilene Christian	4	1				
9 N	Oregon	3	19	31 H	Oklahoma St.	0	17	65 N	UAB	3	0	103 H	Abilene Christian	11	10				
10 A	La.-Lafayette	1	11	32 A	McNeese St.	1	4	77 N	Southern Miss.	9	0	103 H	Abilene Christian	2	3				
				32 A	McNeese St.	2	10	91 H	Lamar	7	4	136 A	SFA	8	6				
				32 A	McNeese St.	1	7	91 H	Lamar	2	7	136 A	SFA	7	2				
				38 A	Mississippi St.	0	4	91 H	Lamar	2	5	136 A	SFA	7	9				
				38 A	Mississippi St.	1	0	92 A	Nicholls St.	2	3	136 N	SFA	3	4				
				44 N	South Ala.	0	12	92 A	Nicholls St.	0	5	143 N	Chattanooga	10	3				
				50 N	Samford	2	1	92 A	Nicholls St.	1	2	152 H	Memphis	6	3				
								92 N	Nicholls St.	1	3	191 N	Western Ky.	3	2				
								93 H	Northwestern St.	6	0	191 N	Western Ky.	0	2				
								93 H	Northwestern St.	5	1	194 A	Missouri St.	9	3				
								93 H	Northwestern St.	5	1	197 A	Southeastern La.	1	0				
												197 A	Southeastern La.	6	1				
												197 A	Southeastern La.	3	2				
												207 H	Middle Tenn.	10	2				
												207 H	Middle Tenn.	7	5				
												210 H	Houston Baptist	4	2				
												210 H	Houston Baptist	3	0				
												210 H	Houston Baptist	4	2				
												213 A	A&M-Corpus Christi	2	1				
												213 A	A&M-Corpus Christi	5	2				
												213 A	A&M-Corpus Christi	1	2				
												226 H	Belmont	3	2				
												234 N	Southeast Mo. St.	5	4				
												254 H	South Dakota St.	0	9				
												265 A	Mississippi Val.	7	0				
				LAST 10 GAMES															
				92 N	Nicholls St.	1	3	210 H	Houston Baptist	4	2	213 A	A&M-Corpus Christi	1	2				
				136 N	SFA	3	4	210 H	Houston Baptist	3	0	226 H	Belmont	3	2				
				32 A	McNeese St.	1	7	210 H	Houston Baptist	4	2	234 N	Southeast Mo. St.	5	4				
				32 A	McNeese St.	2	10	91 H	Lamar	7	4	254 H	South Dakota St.	0	9				
				32 A	McNeese St.	1	4	91 H	Lamar	2	5	265 A	Mississippi Val.	7	0				

Non-Div. I Games: Lyon 6 3 Lyon 6 1

Central Ark.

RPI	S	Opponent	Score	
277	H	Jackson St.	3	0
295	H	Ark.-Pine Bluff	10	1
295	H	Ark.-Pine Bluff	18	4

Central Ark.

C
e
n
t
r
a
l
A
r
k
.

C
e
n
t
r
a
l
A
r
k
.

Average RPI Win: 188		WON-LOST	WINNING	LAST 10	STRENGTH OF	OPP. STRENGTH	TEAM	ADJ	CONF.	ADJ CONF.				
Average RPI Loss: 73		RECORD	PCT. RANK	GAMES	SCHEDULE	OF SCHEDULE	RPI	RPI	RPI	RPI				
DIV. I ONLY		29-20-0	.59184	83	2-8-0	103	124	81	.53362	85	6	7		
DIV. I NON-CONF.		21-3-0	.875	11	0-0-0	168	269	41	.58015	44	7	7		
<hr/>														
TOTALS		RPI 1-25		RPI 26-50		W-L RECORDS		RPI 51-100		RPI 101-150		RPI 150+		
29-20-0		1-3-0		1-7-0		OVERALL		2-5-0		1-2-0		24-3-0		
19-8-0		1-3-0		1-1-0		HOME		1-2-0		0-0-0		16-2-0		
6-11-0		0-0-0		0-6-0		AWAY		1-2-0		1-2-0		4-1-0		
4-1-0		0-0-0		0-0-0		NEUTRAL		0-1-0		0-0-0		4-0-0		
21-3-0		0-1-0		1-1-0		NON-CONFERENCE		0-0-0		0-0-0		20-1-0		
13-2-0		0-1-0		1-1-0		HOME		0-0-0		0-0-0		12-0-0		
4-1-0		0-0-0		0-0-		AWAY		0-0-0		0-0-0		4-1-0		
4-0-0		0-0-0		0-0-0		NEUTRAL		0-0-0		0-0-0		4-0-0		
8-17-0		1-2-0		0-6-0		CONFERENCE		2-5-0		1-2-0		4-2-0		
6-6-0		1-2-0		0-0-0		HOME		1-2-0		0-0-0		4-2-0		
2-10-0		0-0-0		0-6-0		AWAY		1-2-0		1-2-0		0-0-0		
0-1-0		0-0-0		0-0-0		NEUTRAL		0-1-0		0-0-0		0-0-0		
RPI	S	Opponent		Score	RPI	S	Opponent		Score	RPI	S	Opponent		Score
10	H	La.-Lafayette		0 16	41	A	Texas St.		3 6	60	A	Georgia St.		2 7
10	H	La.-Lafayette		3 1	41	A	Texas St.		0 8	60	A	Georgia St.		8 6
10	H	La.-Lafayette		0 13	41	A	Texas St.		0 2	60	A	Georgia St.		2 4
22	H	Arizona		0 11	44	A	South Ala.		3 7	72	H	Troy		2 12
					44	A	South Ala.		1 5	72	H	Troy		4 5
					44	A	South Ala.		1 6	72	H	Troy		13 12
					50	H	Samford		7 1	72	N	Troy		2 3
					50	H	Samford		0 8					
					LAST 10 GAMES									
					72	N	Troy		2 3	72	H	Troy		4 5
					41	A	Texas St.		0 8	72	H	Troy		2 12
					41	A	Texas St.		0 2	60	A	Georgia St.		2 4
					41	A	Texas St.		3 6	60	A	Georgia St.		8 6
					72	H	Troy		13 12	60	A	Georgia St.		2 7
					105	A	Ga. Southern		0 3	105	A	Ga. Southern		13 4
					105	A	Ga. Southern		2 7	105	A	Ga. Southern		2 7
					155	A	North Texas		0 1	163	H	La.-Monroe		4 3
					163	H	La.-Monroe		1 2	163	H	La.-Monroe		4 3
					163	H	La.-Monroe		4 3	163	H	La.-Monroe		4 3
					187	A	Charleston So.		4 3	190	H	Princeton		9 1
					190	H	Princeton		3 2	190	H	Princeton		3 2
					194	H	Missouri St.		2 1	194	H	Missouri St.		2 1
					196	N	Delaware St.		7 5	196	N	Delaware St.		7 5
					196	N	Delaware St.		10 2	196	N	Delaware St.		10 2
					197	A	Southeastern La.		5 0	197	A	Southeastern La.		5 0
					197	A	Southeastern La.		8 3	197	A	Southeastern La.		8 3
					197	A	Southeastern La.		3 1	197	A	Southeastern La.		3 1
					205	H	Cleveland St.		9 7	205	H	Cleveland St.		9 7
					205	H	Cleveland St.		4 3	205	H	Cleveland St.		4 3
					216	N	Savannah St.		10 2	216	N	Savannah St.		10 2
					216	N	Savannah St.		8 5	216	N	Savannah St.		8 5
					236	H	Texas Southern		9 0	236	H	Texas Southern		9 0
					236	H	Texas Southern		5 4	236	H	Texas Southern		5 4
					242	H	Appalachian St.		10 2	242	H	Appalachian St.		10 2
					242	H	Appalachian St.		8 7	242	H	Appalachian St.		8 7
					242	H	Appalachian St.		3 4	242	H	Appalachian St.		3 4
					250	H	Detroit		11 5	250	H	Detroit		11 5
					250	H	Detroit		11 1	250	H	Detroit		11 1

Non-Div. I Games:

UT Arlington

RPI	S	Opponent	Score	
254	H	South Dakota St.	8	0
254	H	South Dakota St.	2	1
266	H	Northern Colo.	8	0

UT Arlington

U
T
A
r
l
i
n
g
t
o
n

U
T
A
r
l
i
n
g
t
o
n

Average RPI Win: 129		WON-LOST RECORD	WINNING PCT. RANK	LAST 10 GAMES	STRENGTH OF SCHEDULE	OPP. STRENGTH OF SCHEDULE	TEAM RPI	ADJ RPI	CONF. RPI	ADJ CONF. RPI					
Average RPI Loss: 55															
DIV. I ONLY		27-28-0	.49091 152	2-8-0	60	47	87	.53342 86	5	5					
DIV. I NON-CONF.		19-12-0	.6129 76	0-0-0	86	70	60	.55403 62	4	4					
<hr/>															
TOTALS		RPI 1-25		RPI 26-50		W-L RECORDS		RPI 51-100		RPI 101-150		RPI 150+			
27-28-0		0-6-0		4-13-0		OVERALL		9-7-0		3-0-0		11-2-0			
4-9-0		0-3-0		1-5-0		HOME		2-1-0		1-0-0		0-0-0			
14-9-0		0-2-0		3-4-0		AWAY		5-2-0		0-0-0		6-1-0			
9-10-0		0-1-0		0-4-0		NEUTRAL		2-4-0		2-0-0		5-1-0			
19-12-0		0-3-0		1-3-0		NON-CONFERENCE		6-5-0		3-0-0		9-1-0			
2-0-0		0-0-0		0-0-0		HOME		1-0-0		1-0-0		0-0-0			
8-3-0		0-2-0		1-0-		AWAY		3-1-0		0-0-0		4-0-0			
9-9-0		0-1-0		0-3-0		NEUTRAL		2-4-0		2-0-0		5-1-0			
8-16-0		0-3-0		3-10-0		CONFERENCE		3-2-0		0-0-0		2-1-0			
2-9-0		0-3-0		1-5-0		HOME		1-1-0		0-0-0		0-0-0			
6-6-0		0-0-0		2-4-0		AWAY		2-1-0		0-0-0		2-1-0			
0-1-0		0-0-0		0-1-0		NEUTRAL		0-0-0		0-0-0		0-0-0			
RPI S	Opponent	Score		RPI S	Opponent	Score		RPI S	Opponent	Score		RPI S	Opponent	Score	
20 H	Minnesota	3	4	27 N	Utah	1	3	58 N	Col. of Charleston	5	3	126 N	UC Santa Barbara	10	9
20 H	Minnesota	0	5	27 N	Utah	2	4	66 N	New Mexico St.	3	0	131 H	Butler	5	0
20 H	Minnesota	1	4	33 A	UCF	3	2	75 H	Indiana	6	4	150 N	Iowa St.	1	0
21 A	South Fla.	0	5	34 A	Nebraska	3	4	75 H	Indiana	0	1	155 N	North Texas	6	1
22 A	Arizona	1	11	34 A	Nebraska	0	8	76 A	DePaul	4	6	171 N	Omaha	5	8
23 N	Fla. Atlantic	1	6	34 A	Nebraska	4	3	78 N	Lehigh	3	8	173 A	Georgia Tech	3	0
				34 N	Nebraska	0	8	79 N	Cal Poly	2	3	173 A	Georgia Tech	4	3
				41 N	Texas St.	1	2	79 N	Cal Poly	3	5	178 A	Pacific	7	1
				42 A	Ohio St.	4	5	82 A	Wisconsin	3	2	178 A	Pacific	3	1
				42 A	Ohio St.	3	0	82 A	Wisconsin	5	9	186 A	Iowa	6	4
				42 A	Ohio St.	2	3	82 A	Wisconsin	5	4	186 A	Iowa	8	7
				45 H	Northwestern	0	2	88 H	Syracuse	4	3	186 A	Iowa	3	10
				45 H	Northwestern	0	1	88 N	Syracuse	3	11	227 N	Southern Utah	8	1
				45 H	Northwestern	1	3	99 A	FGCU	9	0	228 N	CSU Bakersfield	6	3
				47 H	Illinois	1	0	99 A	FGCU	5	1	232 N	Seton Hall	11	2
				47 H	Illinois	0	4	99 A	FGCU	9	2	246 N	St. Bonaventure	8	0
				47 H	Illinois	6	10								
<hr/>															
LAST 10 GAMES															
				34 N	Nebraska	0	8	34 A	Nebraska	0	8				
				45 H	Northwestern	1	3	34 A	Nebraska	4	3				
				45 H	Northwestern	0	1	42 A	Ohio St.	4	5				
				45 H	Northwestern	0	2	42 A	Ohio St.	2	3				
				34 A	Nebraska	3	4	42 A	Ohio St.	3	0				

Non-Div. I Games:

Purdue

Average RPI Win: 160		WON-LOST	WINNING	LAST 10	STRENGTH OF		OPP. STRENGTH	TEAM	ADJ		CONF.	ADJ CONF.
Average RPI Loss: 82		RECORD	PCT. RANK	GAMES	SCHEDULE		OF SCHEDULE	RPI	RPI		RPI	RPI
DIV. I ONLY		31-21-0	.59615	81	4-6-0		147	65	86		.53282	87
DIV. I NON-CONF.		23-6-0	.7931	25	2-0-0		225	203	61		.55326	63
TOTALS		RPI 1-25	RPI 26-50		W-L RECORDS		RPI 51-100		RPI 101-150		RPI 150+	
31-21-0		0-4-0	2-5-0		OVERALL		6-5-0		6-2-0		17-5-0	
12-8-0		0-3-0	2-1-0		HOME		0-0-0		3-2-0		7-2-0	
8-9-0		0-0-0	0-4-0		AWAY		5-4-0		1-0-0		2-1-0	
11-4-0		0-1-0	0-0-0		NEUTRAL		1-1-0		2-0-0		8-2-0	
23-6-0		0-0-0	0-0-0		NON-CONFERENCE		3-2-0		5-0-0		15-4-0	
7-1-0		0-0-0	0-0-0		HOME		0-0-0		2-0-0		5-1-0	
5-2-0		0-0-0	0-0-		AWAY		2-1-0		1-0-0		2-1-0	
11-3-0		0-0-0	0-0-0		NEUTRAL		1-1-0		2-0-0		8-2-0	
8-15-0		0-4-0	2-5-0		CONFERENCE		3-3-0		1-2-0		2-1-0	
5-7-0		0-3-0	2-1-0		HOME		0-0-0		1-2-0		2-1-0	
3-7-0		0-0-0	0-4-0		AWAY		3-3-0		0-0-0		0-0-0	
0-1-0		0-1-0	0-0-0		NEUTRAL		0-0-0		0-0-0		0-0-0	
RPI S	Opponent	Score	RPI S	Opponent	Score	RPI S	Opponent	Score	RPI S	Opponent	Score	
6	H Florida St.	3 4	26	A Notre Dame	1 13	53	N Grand Canyon	11 3	109	N Southern Ill.	8 0	
6	H Florida St.	11 16	35	H North Carolina	3 13	56	A Boston College	3 7	129	A Stetson	8 0	
6	H Florida St.	5 15	35	H North Carolina	11 3	56	A Boston College	2 5	130	N Saint Joseph's	4 2	
6	N Florida St.	0 8	35	H North Carolina	7 3	56	A Boston College	8 2	144	H Virginia	11 3	
			43	A Virginia Tech	7 10	59	A Kent St.	1 0	144	H Virginia	2 4	
			43	A Virginia Tech	9 12	59	A Kent St.	3 2	144	H Virginia	5 8	
			43	A Virginia Tech	0 8	69	N Penn St.	2 7	145	H Saint Francis (PA)	7 5	
						97	A North Carolina St.	5 6	145	H Saint Francis (PA)	6 1	
						97	A North Carolina St.	2 1	156	N Radford	3 4	
						97	A North Carolina St.	3 0	157	H Bucknell	9 0	
						100	A Jacksonville	0 1	157	H Bucknell	4 5	
									160	N Central Mich.	2 0	
									160	N Central Mich.	3 4	
									173	H Georgia Tech	9 4	
									173	H Georgia Tech	8 9	
									173	H Georgia Tech	4 3	
									180	A Mercer	19 1	
									192	N Providence	11 4	
									192	N Providence	13 0	
									198	A San Diego	5 6	
									198	A San Diego	8 6	
									245	N Colgate	7 4	
									246	H St. Bonaventure	8 0	
									246	H St. Bonaventure	7 3	
									246	H St. Bonaventure	9 1	
									246	H St. Bonaventure	10 0	
									249	N Georgetown	14 3	
LAST 10 GAMES			6	N Florida St.	0 8	6	H Florida St.	11 16	246	H St. Bonaventure	7 3	
			56	A Boston College	8 2	6	H Florida St.	3 4	246	H St. Bonaventure	9 1	
			56	A Boston College	2 5	59	A Kent St.	1 0	246	H St. Bonaventure	10 0	
			56	A Boston College	3 7	59	A Kent St.	3 2	249	N Georgetown	14 3	
			6	H Florida St.	5 15	173	H Georgia Tech	9 4				

Non-Div. I Games:

Pittsburgh

RPI	S	Opponent	Score	
249	N	Georgetown	21	6
252	N	Portland St.	1	0
253	N	Utah Valley	4	3

Pittsburgh

P
i
t
t
s
b
u
r
g
h

P
i
t
t
s
b
u
r
g
h

Average RPI Win: 159		WON-LOST	WINNING	LAST 10	STRENGTH OF		OPP. STRENGTH	TEAM	ADJ		CONF.	ADJ CONF.		
Average RPI Loss: 69		RECORD	PCT. RANK	GAMES	SCHEDULE		OF SCHEDULE	RPI	RPI		RPI	RPI		
DIV. I ONLY		27-26-0	.50943	144	3-7-0		67	77	88	.53242	88	4		
DIV. I NON-CONF.		18-11-0	.62069	72	2-1-0		146	183	94	.53154	94	5		
TOTALS		RPI 1-25	RPI 26-50		W-L RECORDS		RPI 51-100		RPI 101-150		RPI 150+			
27-26-0		0-5-0	7-7-0		OVERALL		3-9-0		2-3-0		15-2-0			
12-7-0		0-0-0	2-1-0		HOME		2-4-0		0-0-0		8-2-0			
7-13-0		0-4-0	2-4-0		AWAY		0-2-0		2-3-0		3-0-0			
8-6-0		0-1-0	3-2-0		NEUTRAL		1-3-0		0-0-0		4-0-0			
18-11-0		0-2-0	3-1-0		NON-CONFERENCE		1-5-0		0-2-0		14-1-0			
7-1-0		0-0-0	0-0-0		HOME		0-0-0		0-0-0		7-1-0			
3-5-0		0-1-0	0-0-		AWAY		0-2-0		0-2-0		3-0-0			
8-5-0		0-1-0	3-1-0		NEUTRAL		1-3-0		0-0-0		4-0-0			
9-15-0		0-3-0	4-6-0		CONFERENCE		2-4-0		2-1-0		1-1-0			
5-6-0		0-0-0	2-1-0		HOME		2-4-0		0-0-0		1-1-0			
4-8-0		0-3-0	2-4-0		AWAY		0-0-0		2-1-0		0-0-0			
0-1-0		0-0-0	0-1-0		NEUTRAL		0-0-0		0-0-0		0-0-0			
RPI	S	Opponent	Score		RPI	S	Opponent	Score		RPI	S	Opponent	Score	
3	N	Oklahoma	0	7	26	H	Notre Dame	6	4	55	A	CSUN	2	5
6	A	Florida St.	1	4	26	H	Notre Dame	1	6	56	H	Boston College	2	12
6	A	Florida St.	0	3	26	H	Notre Dame	5	2	56	H	Boston College	0	5
6	A	Florida St.	2	4	33	N	UCF	0	4	56	H	Boston College	0	6
15	A	UCLA	2	3	35	A	North Carolina	8	2	63	N	Fordham	1	4
					35	A	North Carolina	1	3	86	A	Purdue	3	4
					35	A	North Carolina	1	2	86	N	Purdue	11	3
					37	N	Long Beach St.	1	0	91	N	Lamar	0	3
					42	N	Ohio St.	3	2	96	N	Charlotte	0	4
					42	N	Ohio St.	1	0	97	H	North Carolina St.	13	0
					46	A	Louisville	4	0	97	H	North Carolina St.	4	5
					46	A	Louisville	0	4	97	H	North Carolina St.	5	4
					46	A	Louisville	2	6					
					46	N	Louisville	0	1					
					LAST 10 GAMES									
					46	N	Louisville	0	1	208	H	Siena	9	1
					138	A	Binghamton	1	2	208	H	Siena	8	6
					56	H	Boston College	0	6	46	A	Louisville	2	6
					56	H	Boston College	2	12	46	A	Louisville	0	4
					56	H	Boston College	0	5	46	A	Louisville	4	0

Non-Div. I Games:

Syracuse

Houston

Houston

Average RPI Win:		153	WON-LOST RECORD		WINNING PCT. RANK	LAST 10 GAMES		STRENGTH OF SCHEDULE		OPP. STRENGTH OF SCHEDULE	TEAM RPI	ADJ RPI		CONF. RPI	ADJ CONF. RPI		
Average RPI Loss:		89															
DIV. I ONLY			32-22-0		.59259	82	5-5-0		136	99	93	.5298	90	12	12		
DIV. I NON-CONF.			19-11-0		.63333	70	0-1-0		203	152	104	.52172	104	11	11		
TOTALS		RPI 1-25		RPI 26-50		W-L RECORDS		RPI 51-100		RPI 101-150		RPI 150+					
32-22-0		1-6-0		1-2-0		OVERALL		10-5-0		4-2-0		16-7-0					
16-8-0		0-1-0		1-2-0		HOME		6-3-0		3-1-0		6-1-0					
10-9-0		1-3-0		0-0-0		AWAY		3-1-0		0-1-0		6-4-0					
6-5-0		0-2-0		0-0-0		NEUTRAL		1-1-0		1-0-0		4-2-0					
19-11-0		0-3-0		1-2-0		NON-CONFERENCE		3-1-0		2-1-0		13-4-0					
10-5-0		0-1-0		1-2-0		HOME		2-1-0		1-0-0		6-1-0					
4-3-0		0-1-0		0-0-		AWAY		1-0-0		0-1-0		3-1-0					
5-3-0		0-1-0		0-0-0		NEUTRAL		0-0-0		1-0-0		4-2-0					
13-11-0		1-3-0		0-0-0		CONFERENCE		7-4-0		2-1-0		3-3-0					
6-3-0		0-0-0		0-0-0		HOME		4-2-0		2-1-0		0-0-0					
6-6-0		1-2-0		0-0-0		AWAY		2-1-0		0-0-0		3-3-0					
1-2-0		0-1-0		0-0-0		NEUTRAL		1-1-0		0-0-0		0-0-0					
RPI	S	Opponent		Score		RPI	S	Opponent		Score		RPI	S	Opponent		Score	
10	N	La.-Lafayette		2	8	30	H	Ole Miss		1	3	57	H	Jacksonville St.		4	0
11	A	LSU		6	9	38	H	Mississippi St.		2	3	65	H	UAB		6	7
11	H	LSU		8	30	41	H	Texas St.		5	0	65	H	UAB		6	3
23	A	Fla. Atlantic		5	2							65	H	UAB		15	7
23	A	Fla. Atlantic		0	6							77	H	Southern Miss.		4	2
23	A	Fla. Atlantic		1	2							77	H	Southern Miss.		7	2
23	N	Fla. Atlantic		4	7							77	H	Southern Miss.		1	6
												77	N	Southern Miss.		4	5
												91	H	Lamar		5	4
												93	A	Northwestern St.		4	3
												93	H	Northwestern St.		9	11
												94	N	Marshall		6	3
												96	A	Charlotte		7	4
												96	A	Charlotte		6	0
												96	A	Charlotte		2	6
						</											

Non-Div. I Games:

Louisiana Tech

RPI	S	Opponent	Score	
294	A	Grambling	26	0
294	H	Grambling	8	0

Louisiana Tech

L
o
u
i
s
i
a
n
a
T
e
c
h

L
o
u
i
s
i
a
n
a
T
e
c
h

Average RPI Win:		184	WON-LOST RECORD		WINNING PCT. RANK		LAST 10 GAMES		STRENGTH OF SCHEDULE		OPP. STRENGTH OF SCHEDULE		TEAM RPI		ADJ RPI		CONF. RPI		ADJ CONF. RPI				
DIV. I ONLY			35-22-0		.61404 74		5-5-0		135		147		90		.52937 91		14		14				
DIV. I NON-CONF.			13-11-0		.54167 115		0-0-0		237		168		160		.48674 157		15		15				
TOTALS		RPI 1-25		RPI 26-50		W-L RECORDS		RPI 51-100		RPI 101-150		RPI 150+											
35-22-0		0-2-0		1-7-0		OVERALL		9-6-0		2-3-0		23-4-0											
16-4-0		0-0-0		1-3-0		HOME		1-1-0		0-0-0		14-0-0											
11-14-0		0-1-0		0-4-0		AWAY		5-5-0		1-3-0		5-1-0											
8-4-0		0-1-0		0-0-0		NEUTRAL		3-0-0		1-0-0		4-3-0											
13-11-0		0-2-0		0-3-0		NON-CONFERENCE		3-2-0		0-1-0		10-3-0											
5-1-0		0-0-0		0-0-0		HOME		1-1-0		0-0-0		4-0-0											
3-6-0		0-1-0		0-0-		AWAY		0-1-0		0-1-0		3-0-0											
5-4-0		0-1-0		0-0-0		NEUTRAL		2-0-0		0-0-0		3-3-0											
22-11-0		0-0-0		1-4-0		CONFERENCE		6-4-0		2-2-0		13-1-0											
11-3-0		0-0-0		1-3-0		HOME		0-0-0		0-0-0		10-0-0											
8-8-0		0-0-0		0-1-0		AWAY		5-4-0		1-2-0		2-1-0											
3-0-0		0-0-0		0-0-0		NEUTRAL		1-0-0		1-0-0		1-0-0											
RPI	S	Opponent		Score		RPI	S	Opponent		Score		RPI	S	Opponent		Score							
3	N	Oklahoma		2	12	32	A	McNeese St.		4	8	57	N	Jacksonville St.		9	2	103	A	Abilene Christian		4	6
13	A	Baylor		4	5	32	H	McNeese St.		1	5	84	A	Central Ark.		4	7	103	A	Abilene Christian		8	3
						32	H	McNeese St.		0	8	84	A	Central Ark.		5	2	103	A	Abilene Christian		1	7
						32	H	McNeese St.		8	7	84	A	Central Ark.		7	2	136	N	SFA		5	3
						32	H	McNeese St.		2	5	88	N	Syracuse		3	0	147	A	UNLV		2	3
						39	A	Tulsa		2	14	89	H	Houston		4	3	153	N	Liberty		5	6
						39	A	Tulsa		0	9	89	H	Houston		4	8	186	N	Iowa		3	4
						41	A	Texas St.		0	4	90	A	Louisiana Tech		4	5	186	N	Iowa		8	14
												92	A	Nicholls St.		4	5	195	N	Sam Houston St.		6	2
												92	A	Nicholls St.		1	0	197	H	Southeastern La.		6	3
												92	A	Nicholls St.		0	5	197	H	Southeastern La.		10	6
												92	N	Nicholls St.		7	2	197	H	Southeastern La.		4	0
												93	A	Northwestern St.		4	6	210	A	Houston Baptist		4	0
												93	A	Northwestern St.		4	2	210	A	Houston Baptist		0	3
												93	A	Northwestern St.		6	4	210	A	Houston Baptist		8	2
																		213	H	A&M-Corpus Christi		5	0
																		213	H	A&M-Corpus Christi		5	0
																		213	H	A&M-Corpus Christi		4	3
																		235	H	Incarnate Word		8	3
																		235	H	Incarnate Word		3	0
																		235	H	Incarnate Word		2	1
																		235	H	Incarnate Word		8	0
																		236	A	Texas Southern		2	1
																		236	H	Texas Southern		7	3
																		243	N	South Dakota		11	7
																		251	H	Alcorn		7	6
																		253	N	Utah Valley		14	6
						LAST 10 GAMES																	
						136	N	SFA		5	3	92	A	Nicholls St.		4	5	236	A	Texas Southern		2	1
						32	H	McNeese St.		2	5	92	A	Nicholls St.		1	0	236	H	Texas Southern		7	3
						32	A	McNeese St.		4	8	92	A	Nicholls St.		0	5	243	N	South Dakota		11	7
						195	N	Sam Houston St.		6	2	32	H	McNeese St.		0	8	251	H	Alcorn		7	6
						92	N	Nicholls St.		7	2	32	H	McNeese St.		8	7	253	N	Utah Valley		14	6

Non-Div. I Games:

Lamar

RPI	S	Opponent	Score	
266	H	Northern Colo.	6	3
266	H	Northern Colo.	6	0
277	A	Jackson St.	16	7
277	A	Jackson St.	11	7
294	N	Grambling	15	0

Lamar

L
a
m
a
r

L
a
m
a
r

Average RPI Win: 189		WON-LOST RECORD		WINNING PCT. RANK		LAST 10 GAMES		STRENGTH OF SCHEDULE		OPP. STRENGTH OF SCHEDULE		TEAM RPI		ADJ RPI		CONF. RPI		ADJ CONF. RPI	
DIV. I ONLY		39-17-0		.69643 32		7-3-0		193		189		80		.529 92		14		14	
DIV. I NON-CONF.		15-10-0		.6 83		0-0-0		267		266		175		.4738 178		15		15	
TOTALS		RPI 1-25		RPI 26-50		W-L RECORDS		RPI 51-100		RPI 101-150		RPI 150+							
39-17-0		0-2-0		1-2-0		OVERALL		9-3-0		2-2-0		27-8-0							
19-2-0		0-0-0		0-0-0		HOME		8-1-0		0-0-0		11-1-0							
9-7-0		0-1-0		1-2-0		AWAY		0-0-0		1-1-0		7-3-0							
11-8-0		0-1-0		0-0-0		NEUTRAL		1-2-0		1-1-0		9-4-0							
15-10-0		0-2-0		0-0-0		NON-CONFERENCE		0-1-0		1-0-0		14-7-0							
6-0-0		0-0-0		0-0-0		HOME		0-0-0		0-0-0		6-0-0							
1-4-0		0-1-0		0-0-		AWAY		0-0-0		0-0-0		1-3-0							
8-6-0		0-1-0		0-0-0		NEUTRAL		0-1-0		1-0-0		7-4-0							
24-7-0		0-0-0		1-2-0		CONFERENCE		9-2-0		1-2-0		13-1-0							
13-2-0		0-0-0		0-0-0		HOME		8-1-0		0-0-0		5-1-0							
8-3-0		0-0-0		1-2-0		AWAY		0-0-0		1-1-0		6-0-0							
3-2-0		0-0-0		0-0-0		NEUTRAL		1-1-0		0-1-0		2-0-0							
RPI S	Opponent		Score		RPI S	Opponent		Score		RPI S	Opponent		Score		RPI S	Opponent		Score	
11 A	LSU		0	2	32 A	McNeese St.		0	2	77 N	Southern Miss.		1	5	109 N	Southern Ill.		2	0
13 N	Baylor		0	1	32 A	McNeese St.		3	1	84 H	Central Ark.		2	1	136 A	SFA		5	3
					32 A	McNeese St.		0	2	84 H	Central Ark.		3	2	136 A	SFA		1	6
										84 H	Central Ark.		5	0	136 N	SFA		0	1
										84 N	Central Ark.		3	1	152 N	Memphis		1	4
										91 H	Lamar		5	4	155 A	North Texas		2	3
										91 H	Lamar		0	1	155 A	North Texas		1	2
										91 H	Lamar		5	0	176 N	UT Martin		0	3
										91 N	Lamar		2	7	176 N	UT Martin		10	3
										93 H	Northwestern St.		5	1	195 H	Sam Houston St.		9	1
										93 H	Northwestern St.		1	0	195 H	Sam Houston St.		5	3
										93 H	Northwestern St.		10	4	195 H	Sam Houston St.		0	2
															197 A	Southeastern La.		2	1
															197 A	Southeastern La.		7	3
															197 A	Southeastern La.		6	1
															207 N	Middle Tenn.		1	7
															207 N	Middle Tenn.		7	2
															210 N	Houston Baptist		3	0
															210 N	Houston Baptist		9	3
															213 A	A&M-Corpus Christi		5	3
															213 A	A&M-Corpus Christi		4	0
															213 A	A&M-Corpus Christi		1	0
															225 N	Buffalo		3	1
															235 H	Incarnate Word		5	0
															235 H	Incarnate Word		5	2
															235 H	Incarnate Word		11	3
															238 A	Alabama St.		12	2
				LAST 10 GAMES															

Non-Div. I Games:

Nicholls St.

Nicholls.

Nicholls.

Nicholls St.

[illegible]

Non-Div. I Games:

Northwestern St.

RPI	S	Opponent	Score	
251	H	Alcorn	8	0

Northwestern St.

N
o
r
t
h
w
e
s
t
e
r
n
S
t
.

N
o
r
t
h
w
e
s
t
e
r
n
S
t
.

[illegible]

Non-Div. I Games:

Marshall

RPI	S	Opponent	Score	
206	A	Campbell	3	4
207	H	Middle Tenn.	8	0
207	H	Middle Tenn.	9	2
207	H	Middle Tenn.	6	0
215	N	Loyola Chicago	2	1
238	N	Alabama St.	4	2
242	N	Appalachian St.	3	4
288	N	UMES	11	0
288	N	UMES	11	4

Marshall

M
a
r
s
h
a
l
l

M
a
r
s
h
a
l
l

Average RPI Win: 168		WON-LOST	WINNING	LAST 10	STRENGTH OF		OPP. STRENGTH	TEAM	ADJ	CONF.	ADJ CONF.
Average RPI Loss: 99		RECORD	PCT. RANK	GAMES	SCHEDULE		OF SCHEDULE	RPI	RPI	RPI	RPI
DIV. I ONLY		33-24-0	.57895	95	109		136	95	.52686	95	13
DIV. I NON-CONF.		24-13-0	.64865	61	142		158	79	.53925	82	13
TOTALS		RPI 1-25	RPI 26-50		W-L RECORDS		RPI 51-100		RPI 101-150		RPI 150+
33-24-0		0-3-0	1-4-0		OVERALL		5-4-0		8-7-0		19-6-0
11-6-0		0-0-0	0-0-0		HOME		1-1-0		5-3-0		5-2-0
11-13-0		0-2-0	1-4-0		AWAY		2-2-0		1-2-0		7-3-0
11-5-0		0-1-0	0-0-0		NEUTRAL		2-1-0		2-2-0		7-1-0
24-13-0		0-3-0	0-2-0		NON-CONFERENCE		5-4-0		4-0-0		15-4-0
6-2-0		0-0-0	0-0-0		HOME		1-1-0		2-0-0		3-1-0
7-8-0		0-2-0	0-0-0		AWAY		2-2-0		0-0-0		5-2-0
11-3-0		0-1-0	0-0-0		NEUTRAL		2-1-0		2-0-0		7-1-0
9-11-0		0-0-0	1-2-0		CONFERENCE		0-0-0		4-7-0		4-2-0
5-4-0		0-0-0	0-0-0		HOME		0-0-0		3-3-0		2-1-0
4-5-0		0-0-0	1-2-0		AWAY		0-0-0		1-2-0		2-1-0
0-2-0		0-0-0	0-0-0		NEUTRAL		0-0-0		0-2-0		0-0-0
RPI S	Opponent	Score	RPI S	Opponent	Score	RPI S	Opponent	Score	RPI S	Opponent	Score
19 A	Georgia	2 5	43 A	Virginia Tech	3 11	54 H	USC Upstate	12 11	102 A	Furman	1 4
20 N	Minnesota	1 7	43 A	Virginia Tech	0 1	54 H	USC Upstate	0 3	102 A	Furman	1 7
25 A	South Carolina	0 1	50 A	Samford	1 9	57 N	Jacksonville St.	6 7	102 A	Furman	3 2
			50 A	Samford	6 4	58 N	Col. of Charleston	9 1	102 N	Furman	4 7
			50 A	Samford	1 2	60 A	Georgia St.	5 10	123 H	UNCG	7 6
						60 A	Georgia St.	4 11	123 H	UNCG	13 5
						96 A	Charlotte	2 1	123 H	UNCG	1 5
						96 A	Charlotte	10 1	133 H	SIUE	7 3
						100 N	Jacksonville	6 5	133 H	SIUE	2 1
									137 N	Boston U.	5 4
									137 N	Boston U.	9 1
									143 H	Chattanooga	2 12
									143 H	Chattanooga	3 0
									143 H	Chattanooga	3 4
									143 N	Chattanooga	3 11
									156 H	Radford	5 2
									156 H	Radford	6 8
									158 A	ETSU	4 0
									158 A	ETSU	7 8
									158 A	ETSU	14 7
									170 N	Ball St.	4 5
									172 H	Presbyterian	7 3
									172 H	Presbyterian	2 1
									180 H	Mercer	2 3
									180 H	Mercer	10 2
									180 H	Mercer	7 5
									187 A	Charleston So.	4 5
			LAST 10 GAMES								
			102 N	Furman	4 7	102 A	Furman	1 4			
			143 N	Chattanooga	3 11	102 A	Furman	1 7			
			180 H	Mercer	10 2	102 A	Furman	3 2			
			180 H	Mercer	2 3	43 A	Virginia Tech	0 1			
			180 H	Mercer	7 5	43 A	Virginia Tech	3 11			

Non-Div. I Games:

Western Caro.

RPI	S	Opponent	Score	
187	A	Charleston So.	6	5
191	A	Western Ky.	1	0
191	A	Western Ky.	4	8
216	A	Savannah St.	12	3
222	N	Valparaiso	5	4
234	N	Southeast Mo. St.	8	0
239	N	Drexel	8	0
239	N	Drexel	7	1
269	N	Austin Peay	5	2
269	N	Austin Peay	2	0
274	A	N.C. A&T	6	4
274	A	N.C. A&T	5	0
274	N	N.C. A&T	10	4

Western Caro.

W
e
s
t
e
r
n
C
a
r
o
.

W
e
s
t
e
r
n
C
a
r
o
.

[illegible]

Non-Div. I Games:

Charlotte

RPI	S	Opponent	Score	
218	N	Yale	4	0
240	A	Gardner-Webb	8	0
240	A	Gardner-Webb	8	0
242	H	Appalachian St.	8	0
271	N	Morgan St.	8	0
285	A	N.C. Central	6	1

Charlotte

C
h
a
r
l
o
t
t
e

C
h
a
r
l
o
t
t
e

Average RPI Win: 119		WON-LOST	WINNING	LAST 10	STRENGTH OF		OPP. STRENGTH	TEAM	ADJ	CONF.	ADJ CONF.
Average RPI Loss: 83		RECORD	PCT. RANK	GAMES	SCHEDULE		OF SCHEDULE	RPI	RPI	RPI	RPI
DIV. I ONLY		23-33-0	.41071	201	37		69	101	.52606	97	4
DIV. I NON-CONF.		16-15-0	.51613	138	45		134	89	.53516	89	5
TOTALS		RPI 1-25	RPI 26-50		W-L RECORDS		RPI 51-100		RPI 101-150		RPI 150+
23-33-0		0-6-0	7-7-0		OVERALL		5-11-0		3-4-0		8-5-0
15-17-0		0-0-0	3-2-0		HOME		4-8-0		0-2-0		8-5-0
4-11-0		0-3-0	2-5-0		AWAY		1-3-0		1-0-0		0-0-0
4-5-0		0-3-0	2-0-0		NEUTRAL		0-0-0		2-2-0		0-0-0
16-15-0		0-3-0	3-1-0		NON-CONFERENCE		3-4-0		3-4-0		7-3-0
11-9-0		0-0-0	1-1-0		HOME		3-3-0		0-2-0		7-3-0
1-1-0		0-0-0	0-0-		AWAY		0-1-0		1-0-0		0-0-0
4-5-0		0-3-0	2-0-0		NEUTRAL		0-0-0		2-2-0		0-0-0
7-18-0		0-3-0	4-6-0		CONFERENCE		2-7-0		0-0-0		1-2-0
4-8-0		0-0-0	2-1-0		HOME		1-5-0		0-0-0		1-2-0
3-10-0		0-3-0	2-5-0		AWAY		1-2-0		0-0-0		0-0-0
0-0-0		0-0-0	0-0-0		NEUTRAL		0-0-0		0-0-0		0-0-0
RPI S	Opponent	Score	RPI S	Opponent	Score	RPI S	Opponent	Score	RPI S	Opponent	Score
1 N	Florida	2 5	26 A	Notre Dame	6 5	54 H	USC Upstate	8 0	123 A	UNCG	15 6
2 N	Michigan	1 9	26 A	Notre Dame	14 15	56 H	Boston College	2 5	123 N	UNCG	10 11
6 A	Florida St.	4 12	26 A	Notre Dame	0 4	56 H	Boston College	0 4	124 N	Coastal Caro.	5 1
6 A	Florida St.	2 10	34 H	Nebraska	11 6	56 H	Boston College	2 9	124 N	Coastal Caro.	7 5
6 A	Florida St.	4 5	34 H	Nebraska	1 6	80 H	Ohio	0 2	127 H	Elon	2 4
12 N	Missouri	2 17	35 A	North Carolina	7 2	81 H	Northern Ill.	3 7	139 N	Stanford	9 15
			36 N	California	7 5	82 H	Wisconsin	6 5	148 H	East Carolina	4 7
			43 H	Virginia Tech	2 1	82 H	Wisconsin	1 2	173 H	Georgia Tech	7 5
			43 H	Virginia Tech	7 8	87 H	Pittsburgh	6 5	173 H	Georgia Tech	3 5
			43 H	Virginia Tech	7 5	87 H	Pittsburgh	0 3	173 H	Georgia Tech	3 7
			46 A	Louisville	3 19	87 H	Pittsburgh	1 2	196 H	Delaware St.	12 0
			46 A	Louisville	9 12	88 A	Syracuse	4 5	196 H	Delaware St.	8 0
			46 A	Louisville	1 10	88 A	Syracuse	5 4	206 H	Campbell	9 1
			49 N	Kansas	3 1	88 A	Syracuse	0 13	206 H	Campbell	8 5
						96 H	Charlotte	6 5	215 H	Loyola Chicago	8 0
						100 A	Jacksonville	7 8	215 H	Loyola Chicago	3 7
									237 H	IUPUI	11 8
									237 H	IUPUI	4 8
									259 H	Bryant	5 8
									259 H	Bryant	4 1
LAST 10 GAMES											
			26 A	Notre Dame	0 4	173 H	Georgia Tech	3 7			
			26 A	Notre Dame	14 15	56 H	Boston College	2 5			
			26 A	Notre Dame	6 5	56 H	Boston College	0 4			
			173 H	Georgia Tech	3 5	56 H	Boston College	2 9			
			173 H	Georgia Tech	7 5	123 A	UNCG	15 6			

Non-Div. I Games:

North Carolina St.

Average RPI Win:		190	WON-LOST RECORD		WINNING PCT. RANK	LAST 10 GAMES	STRENGTH OF SCHEDULE		OPP. STRENGTH OF SCHEDULE	TEAM RPI	ADJ RPI	CONF. RPI	ADJ CONF. RPI		
Average RPI Loss:		137													
DIV. I ONLY		37-17-0	.68519		36	4-6-0	197		221	92	.52447	98	23	22	
DIV. I NON-CONF.		18-7-0	.72		38	0-0-0	104		220	52	.55985	57	21	21	
TOTALS		RPI 1-25	RPI 26-50		W-L RECORDS		RPI 51-100		RPI 101-150		RPI 150+				
37-17-0		0-1-0	0-1-0		OVERALL		0-3-0		11-4-0		26-8-0				
13-5-0		0-0-0	0-0-0		HOME		0-2-0		4-0-0		9-3-0				
9-7-0		0-0-0	0-1-0		AWAY		0-0-0		1-2-0		8-1-0				
15-5-0		0-0-0	0-0-0		NEUTRAL		0-1-0		6-2-0		9-2-0				
18-7-0		0-1-0	0-1-0		NON-CONFERENCE		0-0-0		10-3-0		8-2-0				
5-0-0		0-0-0	0-0-0		HOME		0-0-0		4-0-0		1-0-0				
0-4-0		0-1-0	0-0-		AWAY		0-0-0		0-2-0		0-0-0				
13-3-0		0-0-0	0-0-0		NEUTRAL		0-0-0		6-1-0		7-2-0				
19-10-0		0-0-0	0-0-0		CONFERENCE		0-3-0		1-1-0		18-6-0				
8-5-0		0-0-0	0-0-0		HOME		0-2-0		0-0-0		8-3-0				
9-3-0		0-0-0	0-0-0		AWAY		0-0-0		1-0-0		8-3-0				
2-2-0		0-0-0	0-0-0		NEUTRAL		0-1-0		0-1-0		2-0-0				
RPI S	Opponent	Score		RPI S	Opponent	Score		RPI S	Opponent	Score		RPI S	Opponent	Score	
16 A	Kentucky	1	2	46 A	Louisville	1	6	57 H	Jacksonville St.	0	3	105 A	Ga. Southern	0	1
								57 H	Jacksonville St.	2	13	107 H	Miami (OH)	8	2
								57 N	Jacksonville St.	0	12	107 H	Miami (OH)	5	3
												108 A	UNCW	4	5
												110 H	Dayton	5	2
												110 H	Dayton	4	0
												112 N	Army West Point	4	3
												115 N	Illinois St.	5	4
												118 N	Lipscomb	9	1
												122 N	Harvard	7	6
												122 N	Harvard	2	5
												133 A	SIUE	8	1
												133 N	SIUE	2	3
												145 N	Saint Francis (PA)	4	3
												145 N	Saint Francis (PA)	6	4
												154 N	Akron	6	3
												165 N	Ill.-Chicago	8	5
												166 A	Eastern Ill.	0	1
												166 A	Eastern Ill.	3	7
												166 N	Eastern Ill.	6	4
												171 N	Omaha	7	2
												176 H	UT Martin	0	2
												176 H	UT Martin	6	4
												183 A	Tennessee Tech	10	3
												183 A	Tennessee Tech	7	1
												183 A	Tennessee Tech	0	6
												183 A	Tennessee Tech	3	0
												183 A	Tennessee Tech	3	0

Non-Div. I Games:

Eastern Ky.

RPI	S	Opponent	Score	
203	H	Murray St.	4	3
203	H	Murray St.	3	2
211	A	Morehead St.	8	1
211	A	Morehead St.	2	0
211	A	Morehead St.	5	2
212	N	Green Bay	11	2
215	N	Loyola Chicago	0	1
226	H	Belmont	4	3
226	H	Belmont	6	7
226	H	Belmont	4	1
234	H	Southeast Mo. St.	2	5
234	H	Southeast Mo. St.	4	2
240	N	Gardner-Webb	4	1
262	N	North Dakota	4	1
262	N	North Dakota	0	2
267	H	Northern Ky.	9	0
268	A	Tennessee St.	10	2
268	A	Tennessee St.	11	3
268	A	Tennessee St.	11	0
269	H	Austin Peay	3	2
269	H	Austin Peay	8	4
287	N	Howard	11	1

Eastern Ky.

E
a
s
t
e
r
n
K
y
.

E
a
s
t
e
r
n
K
y
.

RPI	S	Opponent	Score	
170	H	Ball St.	9	3
174	H	Stony Brook	12	11
200	N	Indiana St.	5	1
207	H	Middle Tenn.	2	4
212	H	Green Bay	1	7
212	H	Green Bay	10	2
270	H	Oakland	9	1
270	H	Oakland	7	3
270	H	Oakland	7	0
282	H	Sacred Heart	7	6
282	H	Sacred Heart	1	0
282	H	Sacred Heart	8	0

FGCU

F
G
C
U

F
G
C
U

Average RPI Win:	163	WON-LOST RECORD	WINNING PCT. RANK	LAST 10 GAMES	STRENGTH OF SCHEDULE	OPP. STRENGTH OF SCHEDULE	TEAM RPI	ADJ RPI	CONF. RPI	ADJ CONF. RPI					
DIV. I ONLY		28-30-0	.48276	158	5-5-0	51	116	99	.52387	100	11	11			
DIV. I NON-CONF.		19-18-0	.51351	145	1-0-0	52	137	92	.53021	95	12	12			
<hr/>															
TOTALS	RPI 1-25	RPI 26-50		W-L RECORDS		RPI 51-100		RPI 101-150		RPI 150+					
28-30-0	0-7-0	0-1-0		OVERALL		3-9-0		12-7-0		13-6-0					
19-13-0	0-0-0	0-1-0		HOME		3-4-0		6-3-0		10-5-0					
6-13-0	0-6-0	0-0-0		AWAY		0-3-0		5-3-0		1-1-0					
3-4-0	0-1-0	0-0-0		NEUTRAL		0-2-0		1-1-0		2-0-0					
<hr/>															
19-18-0	0-7-0	0-1-0		NON-CONFERENCE		3-2-0		3-2-0		13-6-0					
15-8-0	0-0-0	0-1-0		HOME		3-1-0		2-1-0		10-5-0					
2-8-0	0-6-0	0-0-		AWAY		0-0-0		1-1-0		1-1-0					
2-2-0	0-1-0	0-0-0		NEUTRAL		0-1-0		0-0-0		2-0-0					
<hr/>															
9-12-0	0-0-0	0-0-0		CONFERENCE		0-7-0		9-5-0		0-0-0					
4-5-0	0-0-0	0-0-0		HOME		0-3-0		4-2-0		0-0-0					
4-5-0	0-0-0	0-0-0		AWAY		0-3-0		4-2-0		0-0-0					
1-2-0	0-0-0	0-0-0		NEUTRAL		0-1-0		1-1-0		0-0-0					
<hr/>															
RPI	S	Opponent	Score	RPI	S	Opponent	Score	RPI	S	Opponent	Score	RPI	S	Opponent	Score
1	A	Florida	0 6	49	H	Kansas	0 9	54	A	USC Upstate	4 6	105	A	Ga. Southern	3 0
1	A	Florida	0 10					54	A	USC Upstate	0 3	105	A	Ga. Southern	2 3
6	A	Florida St.	0 4					54	A	USC Upstate	7 15	118	A	Lipscomb	4 0
14	A	Tennessee	0 10					54	N	USC Upstate	1 6	118	A	Lipscomb	0 3
19	A	Georgia	0 5					69	H	Penn St.	6 0	118	A	Lipscomb	1 3
20	N	Minnesota	4 20					69	H	Penn St.	3 9	121	H	Kennesaw St.	4 5
21	A	South Fla.	4 9					87	H	Pittsburgh	1 0	121	H	Kennesaw St.	1 7
								95	N	Western Caro.	5 6	121	H	Kennesaw St.	1 0
								97	H	North Carolina St.	8 7	121	N	Kennesaw St.	0 4
								99	H	FGCU	0 8	122	H	Harvard	5 11
								99	H	FGCU	1 8	123	H	UNCG	7 5
								99	H	FGCU	2 7	124	H	Coastal Caro.	4 3
												129	A	Stetson	6 3
												129	A	Stetson	4 2
												129	A	Stetson	4 0
												129	N	Stetson	2 1
												146	H	North Florida	9 8
												146	H	North Florida	4 0
												146	H	North Florida	16 15
												156	H	Radford	0 5
												162	H	Albany (NY)	9 5
												168	H	Monmouth	5 0
												168	H	Monmouth	4 7
												170	H	Ball St.	0 11
												170	H	Ball St.	11 3
												172	H	Presbyterian	2 1
												203	H	Murray St.	4 2
<hr/>															
LAST 10 GAMES															
121	N	Kennesaw St.	0 4	99	H	FGCU	0 8	168	H	Monmouth	4 7				
54	N	USC Upstate	1 6	129	A	Stetson	6 3	170	H	Ball St.					
129	N	Stetson	2 1	129	A	Stetson	4 2	170	H	Ball St.	11 3				
99	H	FGCU	2 7	129	A	Stetson	4 0	172	H	Presbyterian	2 1				
99	H	FGCU	1 8	216	A	Savannah St.	14 10	203	H	Murray St.	4 2				

Non-Div. I Games:

Jacksonville

RPI	S	Opponent	Score	
203	H	Murray St.	1	9
209	H	George Mason	5	1
209	H	George Mason	6	11
216	A	Savannah St.	4	8
216	A	Savannah St.	14	10
223	H	Florida A&M	8	6
223	H	Florida A&M	4	0
246	H	St. Bonaventure	8	0
249	H	Georgetown	9	1
269	N	Austin Peay	7	3
269	N	Austin Peay	4	3

Jacksonville

J
a
c
k
s
o
n
v
i
l
l
e

J
a
c
k
s
o
n
v
i
l
l
e

Average RPI Win: 187		WON-LOST RECORD	WINNING PCT. RANK	LAST 10 GAMES	STRENGTH OF SCHEDULE	OPP. STRENGTH OF SCHEDULE	TEAM RPI	ADJ RPI	CONF. RPI	ADJ CONF. RPI	
Average RPI Loss: 98											
DIV. I ONLY		32-15-0	.68085 39	3-7-0	223	141	100	.52206 101	10	10	
DIV. I NON-CONF.		22-5-0	.81481 20	0-0-0	264	213	80	.53552 87	10	10	
<hr/>											
TOTALS		RPI 1-25	RPI 26-50		W-L RECORDS		RPI 51-100		RPI 101-150		RPI 150+
32-15-0		0-2-0	0-0-0		OVERALL		2-7-0		5-2-0		25-4-0
9-7-0		0-2-0	0-0-0		HOME		0-3-0		2-1-0		7-1-0
10-6-0		0-0-0	0-0-0		AWAY		1-2-0		2-1-0		7-3-0
13-2-0		0-0-0	0-0-0		NEUTRAL		1-2-0		1-0-0		11-0-0
22-5-0		0-0-0	0-0-0		NON-CONFERENCE		1-2-0		1-0-0		20-3-0
4-1-0		0-0-0	0-0-0		HOME		0-0-0		0-0-0		4-1-0
5-2-0		0-0-0	0-0-		AWAY		0-0-0		0-0-0		5-2-0
13-2-0		0-0-0	0-0-0		NEUTRAL		1-2-0		1-0-0		11-0-0
10-10-0		0-2-0	0-0-0		CONFERENCE		1-5-0		4-2-0		5-1-0
5-6-0		0-2-0	0-0-0		HOME		0-3-0		2-1-0		3-0-0
5-4-0		0-0-0	0-0-0		AWAY		1-2-0		2-1-0		2-1-0
0-0-0		0-0-0	0-0-0		NEUTRAL		0-0-0		0-0-0		0-0-0
RPI S	Opponent	Score	RPI S	Opponent	Score	RPI S	Opponent	Score	RPI S	Opponent	Score
18 H	Fresno St.	3 7				56 N	Boston College	1 8	140 H	New Mexico	2 3
18 H	Fresno St.	6 10				62 A	San Diego St.	10 4	140 H	New Mexico	4 0
						62 A	San Diego St.	0 1	140 H	New Mexico	5 1
						62 A	San Diego St.	1 9	147 A	UNLV	14 13
						64 H	San Jose St.	8 12	147 A	UNLV	3 5
						64 H	San Jose St.	4 12	147 A	UNLV	6 0
						64 H	San Jose St.	1 11	148 N	East Carolina	2 1
						75 N	Indiana	5 3	151 N	UTEP	8 5
						82 N	Wisconsin	2 3	159 A	Utah St.	6 7
									159 A	Utah St.	4 3
									159 A	Utah St.	12 4
									165 N	Ill.-Chicago	2 0
									169 N	UConn	8 7
									169 N	UConn	3 2
									171 N	Omaha	10 2
									171 N	Omaha	11 3
									175 A	Sacramento St.	3 1
									175 A	Sacramento St.	0 8
									175 H	Sacramento St.	4 3
									175 H	Sacramento St.	2 4
									184 A	Montana	5 6
									184 A	Montana	3 0
									184 A	Montana	6 4
									193 N	Robert Morris	9 0
									201 N	Bradley	7 6
									202 N	UC Davis	8 7
									217 H	Boise St.	11 10
			LAST 10 GAMES								
			159 A	Utah St.	4 3	64 H	San Jose St.	8 12	184 A	Montana	6 4
			159 A	Utah St.	6 7	64 H	San Jose St.	4 12	193 N	Robert Morris	9 0
			159 A	Utah St.	12 4	64 H	San Jose St.	1 11	201 N	Bradley	7 6
			18 H	Fresno St.	3 7	147 A	UNLV	14 13	202 N	UC Davis	8 7
			18 H	Fresno St.	6 10	147 A	UNLV	3 5	217 H	Boise St.	11 10

Non-Div. I Games:

Nevada

RPI	S	Opponent	Score	
217	H	Boise St.	4	3
217	H	Boise St.	5	2
227	N	Southern Utah	8	0
252	N	Portland St.	4	2
263	A	Santa Clara	4	1
263	A	Santa Clara	10	1
278	H	Niagara	4	3
278	H	Niagara	4	3
278	H	Niagara	2	0

N
e
v
a
d
a

N
e
v
a
d
a

Nevada

F
u
r
m
a
n

Furman

F
u
r
m
a
n

RPI	S	Opponent	Score	
191	N	Western Ky.	2	4
200	N	Indiana St.	17	7
211	H	Morehead St.	10	2
214	H	Winthrop	5	2
214	H	Winthrop	7	6
216	H	Savannah St.	3	1
225	N	Buffalo	9	5
225	N	Buffalo	7	3
240	H	Gardner-Webb	16	1
240	H	Gardner-Webb	3	1
241	H	La Salle	12	0
242	N	Appalachian St.	5	3
270	H	Oakland	6	5

Furman

Average RPI Win: 185		WON-LOST	WINNING	LAST 10	STRENGTH OF		OPP. STRENGTH	TEAM	ADJ	CONF.	ADJ CONF.
Average RPI Loss: 73		RECORD	PCT. RANK	GAMES	SCHEDULE		OF SCHEDULE	RPI	RPI	RPI	RPI
DIV. I ONLY		26-21-0	.55319	110	7-3-0		115	132	111	.52028	103
DIV. I NON-CONF.		7-12-0	.36842	210	0-1-0		98	118	167	.48534	159
TOTALS		RPI 1-25	RPI 26-50		W-L RECORDS		RPI 51-100		RPI 101-150		RPI 150+
26-21-0		0-1-0	2-9-0		OVERALL		4-8-0		2-1-0		18-2-0
13-4-0		0-1-0	0-0-0		HOME		2-2-0		0-0-0		11-1-0
10-11-0		0-0-0	1-6-0		AWAY		2-3-0		2-1-0		5-1-0
3-6-0		0-0-0	1-3-0		NEUTRAL		0-3-0		0-0-0		2-0-0
7-12-0		0-1-0	1-7-0		NON-CONFERENCE		1-4-0		0-0-0		5-0-0
3-2-0		0-1-0	0-0-0		HOME		0-1-0		0-0-0		3-0-0
1-5-0		0-0-0	0-0-		AWAY		1-1-0		0-0-0		0-0-0
3-5-0		0-0-0	1-3-0		NEUTRAL		0-2-0		0-0-0		2-0-0
19-9-0		0-0-0	1-2-0		CONFERENCE		3-4-0		2-1-0		13-2-0
10-2-0		0-0-0	0-0-0		HOME		2-1-0		0-0-0		8-1-0
9-6-0		0-0-0	1-2-0		AWAY		1-2-0		2-1-0		5-1-0
0-1-0		0-0-0	0-0-0		NEUTRAL		0-1-0		0-0-0		0-0-0
RPI S	Opponent	Score	RPI S	Opponent	Score	RPI S	Opponent	Score	RPI S	Opponent	Score
13 H	Baylor	3 15	28 A	Texas	1 15	71 A	Texas Tech	3 1	136 A	SFA	1 5
			28 A	Texas	2 3	71 H	Texas Tech	1 6	136 A	SFA	7 6
			31 N	Oklahoma St.	7 9	74 N	Weber St.	1 6	136 A	SFA	6 1
			32 A	McNeese St.	4 2	76 N	DePaul	5 6	195 H	Sam Houston St.	5 2
			32 A	McNeese St.	1 5	84 A	Central Ark.	10 11	195 H	Sam Houston St.	2 7
			32 A	McNeese St.	3 4	84 A	Central Ark.	1 4	195 H	Sam Houston St.	9 8
			39 N	Tulsa	2 1	84 A	Central Ark.	3 2	197 A	Southeastern La.	13 2
			41 A	Texas St.	3 4	90 A	Louisiana Tech	1 4	197 A	Southeastern La.	6 5
			41 A	Texas St.	1 13	91 H	Lamar	7 1	197 A	Southeastern La.	7 3
			41 N	Texas St.	0 2	91 H	Lamar	3 8	210 H	Houston Baptist	4 1
			47 N	Illinois	2 7	91 H	Lamar	6 4	210 H	Houston Baptist	9 3
						93 N	Northwestern St.	2 4	210 H	Houston Baptist	14 8
									213 A	A&M-Corpus Christi	7 3
									213 A	A&M-Corpus Christi	5 3
									213 A	A&M-Corpus Christi	3 4
									226 N	Belmont	3 1
									235 H	Incarnate Word	5 2
									235 H	Incarnate Word	6 3
									235 H	Incarnate Word	7 4
									265 N	Mississippi Val.	7 0
									295 H	Ark.-Pine Bluff	8 0
									295 H	Ark.-Pine Bluff	9 0
									295 H	Ark.-Pine Bluff	14 3
			LAST 10 GAMES								
			210 H	Houston Baptist	9 3	213 A	A&M-Corpus Christi	7 3			
			210 H	Houston Baptist	4 1	13 H	Baylor	3 15			
			210 H	Houston Baptist	14 8	195 H	Sam Houston St.	9 8			
			213 A	A&M-Corpus Christi	5 3	195 H	Sam Houston St.	2 7			
			213 A	A&M-Corpus Christi	3 4	195 H	Sam Houston St.	5 2			

Non-Div. I Games:

Abilene Christian

F
I
U

F I U

RPI	S	Opponent	Score	
248	H	Central Conn. St.	8	0
273	H	Holy Cross	9	1
273	H	Holy Cross	7	0

FIU

F
I
U

F
I
U

Ga. Southern

Through Games Of May 15, 2016

Average RPI Win: 145		WON-LOST	WINNING	LAST 10	STRENGTH OF		OPP. STRENGTH	TEAM	ADJ	CONF.	ADJ CONF.
Average RPI Loss: 94		RECORD	PCT. RANK	GAMES	SCHEDULE		OF SCHEDULE	RPI	RPI	RPI	RPI
DIV. I ONLY		30-27-0	.52632	130	3-7-0		112	62	110	.51968	105
DIV. I NON-CONF.		17-15-0	.53125	124	1-1-0		205	96	138	.49854	134
TOTALS		RPI 1-25	RPI 26-50		W-L RECORDS		RPI 51-100		RPI 101-150		RPI 150+
30-27-0		2-5-0	3-4-0		OVERALL		6-9-0		6-1-0		13-8-0
13-6-0		1-2-0	1-2-0		HOME		4-2-0		2-0-0		5-0-0
9-14-0		1-3-0	2-2-0		AWAY		2-6-0		1-1-0		3-2-0
8-7-0		0-0-0	0-0-0		NEUTRAL		0-1-0		3-0-0		5-6-0
17-15-0		1-3-0	0-1-0		NON-CONFERENCE		2-4-0		6-1-0		8-6-0
6-1-0		0-0-0	0-0-0		HOME		2-1-0		2-0-0		2-0-0
3-8-0		1-3-0	0-0-		AWAY		0-2-0		1-1-0		1-1-0
8-6-0		0-0-0	0-0-0		NEUTRAL		0-1-0		3-0-0		5-5-0
13-12-0		1-2-0	3-3-0		CONFERENCE		4-5-0		0-0-0		5-2-0
7-5-0		1-2-0	1-2-0		HOME		2-1-0		0-0-0		3-0-0
6-6-0		0-0-0	2-1-0		AWAY		2-4-0		0-0-0		2-1-0
0-1-0		0-0-0	0-0-0		NEUTRAL		0-0-0		0-0-0		0-1-0
RPI S	Opponent	Score		RPI S	Opponent	Score		RPI S	Opponent	Score	
10 H	La.-Lafayette	2	0	38 A	Mississippi St.	0	6	60 A	Georgia St.	0	8
10 H	La.-Lafayette	1	12	41 A	Texas St.	0	2	60 A	Georgia St.	2	4
10 H	La.-Lafayette	0	5	41 A	Texas St.	6	1	60 A	Georgia St.	4	3
17 A	Texas A&M	2	3	41 A	Texas St.	5	4	71 A	Texas Tech	1	4
17 A	Texas A&M	10	13	44 H	South Ala.	0	14	71 A	Texas Tech	5	14
19 A	Georgia	0	9	44 H	South Ala.	1	11	72 A	Troy	5	13
25 A	South Carolina	6	4	44 H	South Ala.	5	3	72 A	Troy	8	1
								72 A	Troy	1	4
								85 H	UT Arlington	7	2
								85 H	UT Arlington	4	13
								85 H	UT Arlington	3	0
								89 N	Houston	2	10
								98 H	Eastern Ky.	1	0
								100 H	Jacksonville	0	3
								100 H	Jacksonville	3	2
				LAST 10 GAMES							
				163 N	La.-Monroe	1	2	10 H	La.-Lafayette	0	5
				60 A	Georgia St.	2	4	10 H	La.-Lafayette	1	12
				60 A	Georgia St.	4	3	216 A	Savannah St.	1	0
				60 A	Georgia St.	0	8	216 A	Savannah St.	4	9
				10 H	La.-Lafayette	2	0	72 A	Troy	1	4
								242 H	Appalachian St.	6	2
								242 H	Appalachian St.	11	7
								242 H	Appalachian St.	3	0
								262 H	North Dakota	4	3
								262 H	North Dakota	8	1
								264 N	UMass Lowell	8	3

Non-Div. I Games:

Ga. Southern

RPI	S	Opponent	Score	
284	N	Alabama A&M	7	2

Ga. Southern

G
a
.
S
o
u
t
h
e
r
n

G
a
.
S
o
u
t
h
e
r
n

Average RPI Win: 185		WON-LOST	WINNING	LAST 10	STRENGTH OF		OPP. STRENGTH	TEAM	ADJ	CONF.	ADJ CONF.									
Average RPI Loss: 100		RECORD	PCT. RANK	GAMES	SCHEDULE		OF SCHEDULE	RPI	RPI	RPI	RPI									
DIV. I ONLY		29-20-0	.59184	83	8-2-0		189	126	121	.51924	106	17	17							
DIV. I NON-CONF.		16-12-0	.57143	97	0-0-0		201	85	120	.51472	110	19	19							
<hr/>																				
TOTALS		RPI 1-25		RPI 26-50		W-L RECORDS		RPI 51-100		RPI 101-150		RPI 150+								
29-20-0		0-4-0		2-0-0		OVERALL		4-5-0		2-7-0		21-4-0								
14-1-0		0-0-0		1-0-0		HOME		0-0-0		1-1-0		12-0-0								
7-13-0		0-3-0		0-0-0		AWAY		2-4-0		0-4-0		5-2-0								
8-6-0		0-1-0		1-0-0		NEUTRAL		2-1-0		1-2-0		4-2-0								
16-12-0		0-4-0		2-0-0		NON-CONFERENCE		2-4-0		0-2-0		12-2-0								
8-0-0		0-0-0		1-0-0		HOME		0-0-0		0-0-0		7-0-0								
1-7-0		0-3-0		0-0-		AWAY		0-3-0		0-1-0		1-0-0								
7-5-0		0-1-0		1-0-0		NEUTRAL		2-1-0		0-1-0		4-2-0								
13-8-0		0-0-0		0-0-0		CONFERENCE		2-1-0		2-5-0		9-2-0								
6-1-0		0-0-0		0-0-0		HOME		0-0-0		1-1-0		5-0-0								
6-6-0		0-0-0		0-0-0		AWAY		2-1-0		0-3-0		4-2-0								
1-1-0		0-0-0		0-0-0		NEUTRAL		0-0-0		1-1-0		0-0-0								
RPI	S	Opponent		Score		RPI	S	Opponent		Score		RPI	S	Opponent		Score				
5	A	Auburn		0	9	47	N	Illinois		4	0	56	N	Boston College		4	5			
6	N	Florida St.		2	5	50	H	Samford		5	4	60	A	Georgia St.		7	8			
14	A	Tennessee		0	4							65	N	UAB		3	2			
14	A	Tennessee		2	11							65	N	UAB		3	2			
												68	A	Hofstra		1	5			
												68	A	Hofstra		0	8			
												76	A	DePaul		8	2			
												76	A	DePaul		0	3			
												76	A	DePaul		3	1			
												104	A	FIU		1	6			
												116	A	Villanova		0	4			
												116	A	Villanova		1	14			
												116	A	Villanova		7	8			
												116	N	Villanova		10	0			
												131	H	Butler		2	3			
												131	H	Butler		6	4			
												131	N	Butler		8	10			
												132	N	LIU Brooklyn		2	3			
												169	N	UConn		4	7			
												169	N	UConn		0	5			
												173	A	Georgia Tech		5	4			
												174	H	Stony Brook		6	1			
												177	H	Creighton		8	6			
												177	H	Creighton		4	1			
												192	A	Providence		2	3			
												192	A	Providence		4	0			
												192	A	Providence		1	0			
												200	N	Indiana St.		8	4			
												204	H	Manhattan		2	1			
												212	N	Green Bay		10	0			
												220	N	Western Ill.		6	1			
												222	N	Valparaiso		12	0			
												232	H	Seton Hall		8	0			
												232	H	Seton Hall		7	1			
												232	H	Seton Hall		4	3			
												249	A	Georgetown		14	5			
<hr/>																				
LAST 10 GAMES																				
131 N Butler						8	10	177 H Creighton						8	6	222 N Valparaiso				
116 N Villanova						10	0	177 H Creighton						4	1	232 H Seton Hall				
232 H Seton Hall						4	3	76 A DePaul						3	1	232 H Seton Hall				
232 H Seton Hall						7	1	76 A DePaul						0	3	232 H Seton Hall				
232 H Seton Hall						8	0	76 A DePaul						8	2	249 A Georgetown				

Non-Div. I Games:

St. John's (NY)

RPI	S	Opponent	Score	
249	A	Georgetown	7	1
249	A	Georgetown	4	6
256	H	Wagner	11	3
283	H	Fairleigh Dickinson	8	0
287	H	Howard	8	1
290	H	Saint Peter's	8	0
290	H	Saint Peter's	6	0

St. John's (NY)

S
t
.
J
o
h
n
.
s
(
N
Y
)

S
t
.
J
o
h
n
.
s
(
N
Y
)

Average RPI Win:		174	WON-LOST RECORD		WINNING PCT. RANK		LAST 10 GAMES		STRENGTH OF SCHEDULE		OPP. STRENGTH OF SCHEDULE		TEAM RPI		ADJ RPI		CONF. RPI		ADJ CONF. RPI					
DIV. I ONLY			34-21-0		.61818		70		8-2-0		167		133		97		.51919		107		16		16	
DIV. I NON-CONF.			14-14-0		.5		149		0-0-0		162		130		139		.49106		146		16		16	
TOTALS		RPI 1-25		RPI 26-50		W-L RECORDS		RPI 51-100		RPI 101-150		RPI 150+												
34-21-0		0-2-0		0-2-0		OVERALL		6-6-0		3-4-0		25-7-0												
11-8-0		0-0-0		0-1-0		HOME		3-3-0		2-1-0		6-3-0												
8-10-0		0-0-0		0-1-0		AWAY		0-3-0		1-2-0		7-4-0												
15-3-0		0-2-0		0-0-0		NEUTRAL		3-0-0		0-1-0		12-0-0												
14-14-0		0-2-0		0-2-0		NON-CONFERENCE		0-3-0		3-4-0		11-3-0												
3-5-0		0-0-0		0-1-0		HOME		0-0-0		2-1-0		1-3-0												
1-6-0		0-0-0		0-0-		AWAY		0-3-0		1-2-0		0-0-0												
10-3-0		0-2-0		0-0-0		NEUTRAL		0-0-0		0-1-0		10-0-0												
20-7-0		0-0-0		0-0-0		CONFERENCE		6-3-0		0-0-0		14-4-0												
8-3-0		0-0-0		0-0-0		HOME		3-3-0		0-0-0		5-0-0												
7-4-0		0-0-0		0-0-0		AWAY		0-0-0		0-0-0		7-4-0												
5-0-0		0-0-0		0-0-0		NEUTRAL		3-0-0		0-0-0		2-0-0												
RPI	S	Opponent		Score		RPI	S	Opponent		Score		RPI	S	Opponent		Score								
4	N	Alabama		2	10	31	A	Oklahoma St.		2	7	59	H	Kent St.		7	5							
16	N	Kentucky		0	8	31	H	Oklahoma St.		5	6	59	H	Kent St.		10	5							
												59	H	Kent St.		6	9							
												60	A	Georgia St.		0	3							
												80	H	Ohio		1	2							
												80	H	Ohio		2	1							
												80	H	Ohio		1	2							
												80	N	Ohio		3	0							
												80	N	Ohio		3	0							
												81	N	Northern Ill.		2	1							
												98	A	Eastern Ky.		2	8							
												98	A	Eastern Ky.		3	5							

Non-Div. I Games:

Miami (OH)

Miami (OH)

UNCW

Average RPI Win: 189		WON-LOST	WINNING	LAST 10	STRENGTH OF	OPP. STRENGTH	TEAM	ADJ	CONF.	ADJ CONF.				
Average RPI Loss: 104		RECORD	PCT. RANK	GAMES	SCHEDULE	OF SCHEDULE	RPI	RPI	RPI	RPI				
DIV. I ONLY		29-21-0	.58	93	6-4-0	125	165	103	.51809	108	8	8		
DIV. I NON-CONF.		21-11-0	.65625	56	1-0-0	247	257	127	.49997	131	9	9		
<hr/>														
TOTALS		RPI 1-25		RPI 26-50		W-L RECORDS		RPI 51-100		RPI 101-150		RPI 150+		
29-21-0		0-4-0		0-0-0		OVERALL		5-6-0		6-4-0		18-7-0		
23-15-0		0-3-0		0-0-0		HOME		4-3-0		5-4-0		14-5-0		
6-6-0		0-1-0		0-0-0		AWAY		1-3-0		1-0-0		4-2-0		
0-0-0		0-0-0		0-0-0		NEUTRAL		0-0-0		0-0-0		0-0-0		
21-11-0		0-1-0		0-0-0		NON-CONFERENCE		1-0-0		4-3-0		16-7-0		
18-8-0		0-0-0		0-0-0		HOME		1-0-0		3-3-0		14-5-0		
3-3-0		0-1-0		0-0-		AWAY		0-0-0		1-0-0		2-2-0		
0-0-0		0-0-0		0-0-0		NEUTRAL		0-0-0		0-0-0		0-0-0		
8-10-0		0-3-0		0-0-0		CONFERENCE		4-6-0		2-1-0		2-0-0		
5-7-0		0-3-0		0-0-0		HOME		3-3-0		2-1-0		0-0-0		
3-3-0		0-0-0		0-0-0		AWAY		1-3-0		0-0-0		2-0-0		
0-0-0		0-0-0		0-0-0		NEUTRAL		0-0-0		0-0-0		0-0-0		
RPI	S	Opponent		Score	RPI	S	Opponent		Score	RPI	S	Opponent		Score
7	H	James Madison		1 2			58 H Col. of Charleston		2 1	112	H	Army West Point		1 3
7	H	James Madison		0 2			58 H Col. of Charleston		2 6	112	H	Army West Point		5 3
7	H	James Madison		0 1			58 H Col. of Charleston		2 1	123	H	UNCG		2 7
25	A	South Carolina		5 7			68 A Hofstra		3 4	127	H	Elon		4 3
							68 A Hofstra		5 3	127	H	Elon		2 3
							70 A Towson		5 6	127	H	Elon		2 0
							70 A Towson		2 8	144	H	Virginia		8 7
							73 H Delaware		4 3	144	H	Virginia		2 1
							73 H Delaware		0 10	145	H	Saint Francis (PA)		0 11
							73 H Delaware		1 5	148	A	East Carolina		4 3
							98 H Eastern Ky.		5 4	156	H	Radford		3 4
										156	H	Radford		3 6
										157	H	Bucknell		0 5
										157	H	Bucknell		4 12
										157	H	Bucknell		3 1
										172	H	Presbyterian		0 4
										172	H	Presbyterian		10 3
										196	H	Delaware St.		7 1
										196	H	Delaware St.		4 0
										206	A	Campbell		0 4
										206	A	Campbell		4 3
										214	A	Winthrop		2 3
										214	A	Winthrop		5 4
										239	A	Drexel		7 2
										239	A	Drexel		5 2
										259	H	Bryant		2 0
										259	H	Bryant		4 2
<hr/>					LAST 10 GAMES					<hr/>				
										127	H	Elon		2 3
										127	H	Elon		2 0
										148	A	East Carolina		4 3
										58	H	Col. of Charleston		2 1
										58	H	Col. of Charleston		2 6

Non-Div. I Games:

UNCW

RPI	S	Opponent	Score	
260	H	Columbia	2	1
260	H	Columbia	6	1
260	H	Columbia	4	2
275	H	Lafayette	4	0
275	H	Lafayette	4	0
280	H	Rhode Island	10	3
285	H	N.C. Central	4	2
285	H	N.C. Central	10	0

UNCW

U
N
C
W

U
N
C
W

Average RPI Win: 175		WON-LOST RECORD		WINNING PCT. RANK		LAST 10 GAMES		STRENGTH OF SCHEDULE		OPP. STRENGTH OF SCHEDULE		TEAM RPI		ADJ RPI		CONF. RPI		ADJ CONF. RPI	
DIV. I ONLY		33-19-0		.63462 60		7-3-0		200		152		106		.518 109		15		15	
DIV. I NON-CONF.		17-8-0		.68 47		0-0-0		212		195		98		.52422 100		14		14	
TOTALS		RPI 1-25		RPI 26-50		W-L RECORDS		RPI 51-100		RPI 101-150		RPI 150+							
33-19-0		0-0-0		1-3-0		OVERALL		3-4-0		7-6-0		22-6-0							
13-8-0		0-0-0		0-2-0		HOME		2-1-0		4-1-0		7-4-0							
9-8-0		0-0-0		1-1-0		AWAY		0-1-0		0-4-0		8-2-0							
11-3-0		0-0-0		0-0-0		NEUTRAL		1-2-0		3-1-0		7-0-0							
17-8-0		0-0-0		0-1-0		NON-CONFERENCE		1-3-0		4-3-0		12-1-0							
4-2-0		0-0-0		0-1-0		HOME		0-0-0		1-1-0		3-0-0							
2-3-0		0-0-0		0-0-		AWAY		0-1-0		0-1-0		2-1-0							
11-3-0		0-0-0		0-0-0		NEUTRAL		1-2-0		3-1-0		7-0-0							
16-11-0		0-0-0		1-2-0		CONFERENCE		2-1-0		3-3-0		10-5-0							
9-6-0		0-0-0		0-1-0		HOME		2-1-0		3-0-0		4-4-0							
7-5-0		0-0-0		1-1-0		AWAY		0-0-0		0-3-0		6-1-0							
0-0-0		0-0-0		0-0-0		NEUTRAL		0-0-0		0-0-0		0-0-0							
RPI	S	Opponent	Score	RPI	S	Opponent	Score	RPI	S	Opponent	Score	RPI	S	Opponent	Score				
				48	A	Wichita St.	11 3	83	H	UNI	8 0	115	H	Illinois St.	5 0				
				48	A	Wichita St.	4 5	83	H	UNI	0 1	115	H	Illinois St.	4 1				
				48	H	Wichita St.	5 7	83	H	UNI	2 0	115	H	Illinois St.	1 0				
				49	H	Kansas	4 10	87	N	Pittsburgh	0 8	128	A	Drake	3 5				
								92	N	Nicholls St.	0 2	128	A	Drake	0 4				
								94	N	Marshall	8 6	128	A	Drake	1 7				
								99	A	FGCU	5 6	129	A	Stetson	1 4				
												131	H	Butler	2 10				
												131	H	Butler	11 1				
												131	N	Butler	4 1				
												132	N	LIU Brooklyn	9 0				
												146	N	North Florida	4 0				
												148	N	East Carolina	0 1				
												161	A	Evansville	3 2				
												161	H	Evansville	0 1				
												161	H	Evansville	2 3				
												166	A	Saint Louis	14 2				
												166	H	Eastern Ill.	8 6				
												176	N	UT Martin	3 0				
												192	N	Providence	10 0				
												194	A	Missouri St.	6 3				
												194	A	Missouri St.	8 6				
												194	A	Missouri St.	6 7				
												194	H	Missouri St.	4 3				
												197	A	Southeastern La.	4 5				
												200	H	Indiana St.	8 0				
												200	H	Indiana St.	1 2				
LAST 10 GAMES																			
				48	H	Wichita St.	5 7	83	H	UNI	2 0	194	A	Missouri St.	6 7				
				194	H	Missouri St.	4 3	83	H	UNI	8 0	194	H	Missouri St.	4 3				
				48	A	Wichita St.	4 5	83	H	UNI	0 1	197	A	Southeastern La.	4 5				
				48	A	Wichita St.	11 3	201	A	Bradley	6 3	200	H	Indiana St.	8 0				
				161	A	Evansville	3 2	201	A	Bradley	6 1	200	H	Indiana St.	1 2				

Non-Div. I Games:

Southern Ill.

RPI	S	Opponent	Score	
200	H	Indiana St.	0	3
201	A	Bradley	6	3
201	A	Bradley	6	1
201	A	Bradley	5	3
203	A	Murray St.	10	5
203	H	Murray St.	2	0
215	H	Loyola Chicago	5	0
215	H	Loyola Chicago	4	3
225	N	Buffalo	8	0
234	H	Southeast Mo. St.	3	2
245	N	Colgate	4	0
261	N	Iona	2	1
265	N	Mississippi Val.	12	0
276	N	Hartford	5	0

Southern Ill.

S
o
u
t
h
e
r
n
I
l
l
.

S
o
u
t
h
e
r
n
I
l
l
.

Average RPI Win: 197		WON-LOST RECORD		WINNING PCT. RANK		LAST 10 GAMES		STRENGTH OF SCHEDULE		OPP. STRENGTH OF SCHEDULE		TEAM RPI		ADJ RPI		CONF. RPI		ADJ CONF. RPI					
DIV. I ONLY		27-20-1		.57292 99		6-4-0		110		197		107		.51788 110		21		21					
DIV. I NON-CONF.		12-14-0		.46154 175		0-0-0		62		198		116		.50954 117		22		22					
TOTALS		RPI 1-25		RPI 26-50		W-L RECORDS		RPI 51-100		RPI 101-150		RPI 150+											
27-20-1		0-2-0		0-2-0		OVERALL		3-5-0		1-10-1		23-1-0											
13-3-1		0-0-0		0-0-0		HOME		3-1-0		1-2-1		9-0-0											
6-14-0		0-1-0		0-2-0		AWAY		0-4-0		0-6-0		6-1-0											
8-3-0		0-1-0		0-0-0		NEUTRAL		0-0-0		0-2-0		8-0-0											
12-14-0		0-2-0		0-2-0		NON-CONFERENCE		1-5-0		0-5-0		11-0-0											
5-2-0		0-0-0		0-0-0		HOME		1-1-0		0-1-0		4-0-0											
0-10-0		0-1-0		0-0-		AWAY		0-4-0		0-3-0		0-0-0											
7-2-0		0-1-0		0-0-0		NEUTRAL		0-0-0		0-1-0		7-0-0											
15-6-1		0-0-0		0-0-0		CONFERENCE		2-0-0		1-5-1		12-1-0											
8-1-1		0-0-0		0-0-0		HOME		2-0-0		1-1-1		5-0-0											
6-4-0		0-0-0		0-0-0		AWAY		0-0-0		0-3-0		6-1-0											
1-1-0		0-0-0		0-0-0		NEUTRAL		0-0-0		0-1-0		1-0-0											
RPI	S	Opponent		Score		RPI	S	Opponent		Score		RPI	S	Opponent		Score							
2	N	Michigan		0	7	42	A	Ohio St.		0	1	63	H	Fordham		2	1	107	A	Miami (OH)		2	7
14	A	Tennessee		1	3	46	A	Louisville		2	14	63	H	Fordham		4	1	130	H	Saint Joseph's		1	1
												72	A	Troy		2	3	130	H	Saint Joseph's		1	0
												72	A	Troy		3	7	130	H	Saint Joseph's		3	4
												80	H	Ohio		1	0	134	A	Wright St.		0	8
												80	H	Ohio		4	9	134	H	Wright St.		0	2
												98	A	Eastern Ky.		2	5	134	N	Wright St.		2	5
												98	A	Eastern Ky.		0	4	141	A	Massachusetts		0	4
																		141	A	Massachusetts		0	7
																		141	A	Massachusetts		1	4
																		141	N	Massachusetts		0	5
																		143	A	Chattanooga		0	1
																		154	H	Akron		5	0
																		154	H	Akron		1	0
																		166	H	Saint Louis		1	0
																		166	H	Saint Louis		2	1
																		166	N	Saint Louis		2	1
																		176	N	UT Martin		5	4
																		180	N	Mercer		8	3
																		194	N	Missouri St.		3	1
																		209	A	George Mason		6	2
																		209	A	George Mason		1	0
																		209	A	George Mason		1	4
																		211	H	Morehead St.		4	3
																		211	H	Morehead St.		1	0
																		237	N	IUPUI		4	3
																		241	H	La Salle		6	0
LAST 10 GAMES																							
						141	N	Massachusetts		0	5	63	H	Fordham		4	1	209	A	George Mason		1	4
						166	N	Saint Louis		2	1	63	H	Fordham		2	1	211	H	Morehead St.		4	3
						141	A	Massachusetts		1	4	246	A	St. Bonaventure		6	1	211	H	Morehead St.		1	0
						141	A	Massachusetts		0	4	246	A	St. Bonaventure		1	0	237	N	IUPUI		4	3
						141	A	Massachusetts		0	7	246	A	St. Bonaventure		8	3	241	H	La Salle		6	0

Non-Div. I Games:

Dayton

RPI	S	Opponent	Score	
241	H	La Salle	2	1
241	H	La Salle	2	1
246	A	St. Bonaventure	6	1
246	A	St. Bonaventure	8	3
246	A	St. Bonaventure	1	0
250	N	Detroit	8	0
269	N	Austin Peay	1	0
279	N	IPFW	8	1
280	A	Rhode Island	12	5

D
a
y
t
o
n

D
a
y
t
o
n

Dayton

Average RPI Win:		178	WON-LOST RECORD		WINNING PCT. RANK		LAST 10 GAMES		STRENGTH OF SCHEDULE		OPP. STRENGTH OF SCHEDULE		TEAM RPI		ADJ RPI		CONF. RPI		ADJ CONF. RPI	
DIV. I ONLY			32-21-0		.60377 77		7-3-0		172		171		114		.51783 111		18		18	
DIV. I NON-CONF.			22-16-0		.57895 96		0-0-0		130		197		102		.52241 102		17		17	
TOTALS		RPI 1-25		RPI 26-50		W-L RECORDS		RPI 51-100		RPI 101-150		RPI 150+								
32-21-0		2-0-0		0-2-0		OVERALL		4-5-0		4-7-0		22-7-0								
16-7-0		0-0-0		0-2-0		HOME		2-2-0		3-1-0		11-2-0								
6-7-0		0-0-0		0-0-0		AWAY		2-3-0		1-1-0		3-3-0								
10-7-0		2-0-0		0-0-0		NEUTRAL		0-0-0		0-5-0		8-2-0								
22-16-0		2-0-0		0-2-0		NON-CONFERENCE		2-4-0		4-7-0		14-3-0								
11-6-0		0-0-0		0-2-0		HOME		2-2-0		3-1-0		6-1-0								
1-3-0		0-0-0		0-0-		AWAY		0-2-0		1-1-0		0-0-0								
10-7-0		2-0-0		0-0-0		NEUTRAL		0-0-0		0-5-0		8-2-0								
10-5-0		0-0-0		0-0-0		CONFERENCE		2-1-0		0-0-0		8-4-0								
5-1-0		0-0-0		0-0-0		HOME		0-0-0		0-0-0		5-1-0								
5-4-0		0-0-0		0-0-0		AWAY		2-1-0		0-0-0		3-3-0								
0-0-0		0-0-0		0-0-0		NEUTRAL		0-0-0		0-0-0		0-0-0								
RPI	S	Opponent		Score		RPI	S	Opponent		Score		RPI	S	Opponent		Score				
18	N	Fresno St.		8	3	37	H	Long Beach St.		1	9	112	N	Army West Point		0	8			
24	N	Oregon St.		2	0	37	H	Long Beach St.		4	7	51	A	BYU		9	4			
												51	A	BYU		5	1			
												53	A	Grand Canyon		0	8			
												53	H	Grand Canyon		1	3			
												53	H	Grand Canyon		5	12			
												55	A	CSUN		2	5			
												79	H	Cal Poly		9	1			
												79	H	Cal Poly		4	0			
														112		N	Army West Point	0	8	
														117		N	Colorado St.	3	4	
														119		A	UC Riverside	2	5	
														122		H	Harvard	3	5	
														122		H	Harvard	6	4	
														126		A	UC Santa Barbara	1	0	
														137		H	Boston U.	6	5	
														137		H	Boston U.	3	1	
														138		N	Binghamton	8	9	
														140		N	New Mexico	5	6	
														147		N	UNLV	7	12	
														164		N	Idaho St.	9	1	
														164		N	Idaho St.	7	3	
														164		N	Idaho St.	1	9	
														168		H	Monmouth	5	4	
														178		H	Pacific	2	1	
														178		H	Pacific	3	2	
														178		H	Pacific	6	10	
														185		A	St. Mary's (CA)	3	1	
														185		A	St. Mary's (CA)	2	5	
														185		A	St. Mary's (CA)	5	1	
								LAST 10 GAMES						190		H	Princeton	8	1	
								178 H Pacific		2	1			190		H	Princeton	5	4	
								178 H Pacific		6	10			198		A	San Diego	5	3	
								178 H Pacific		3	2			198		A	San Diego	0	5	
								185 A St. Mary's (CA)		2	5			198		A	San Diego	2	6	
								185 A St. Mary's (CA)		3	1			217		N	Boise St.	4	5	
								185 A St. Mary's (CA)		5	1									
								263 H Santa Clara		8	0									
								263 H Santa Clara		7	5									
								263 H Santa Clara		8	0									
								198 A San Diego		2	6									

Non-Div. I Games:

Loyola Marymount

RPI	S	Opponent	Score	
218	N	Yale	7	1
224	N	Bethune-Cookman	6	5
224	N	Bethune-Cookman	5	2
231	N	George Washington	4	3
255	N	UMBC	7	2
255	N	UMBC	10	6
263	H	Santa Clara	7	5
263	H	Santa Clara	8	0
263	H	Santa Clara	8	0
283	H	Fairleigh Dickinson	11	1
283	H	Fairleigh Dickinson	11	12
290	H	Saint Peter's	14	2
290	H	Saint Peter's	8	0

Loyola Marymount

L
o
y
o
l
a
M
a
r
y
m
o
u
n
t

L
o
y
o
l
a
M
a
r
y
m
o
u
n
t

[illegible]

Non-Div. I Games:

Army West Point

RPI	S	Opponent	Score	
218	A	Yale	6	1
218	A	Yale	2	1
221	H	Fairfield	5	3
229	A	Quinnipiac	12	4
229	A	Quinnipiac	3	1
229	N	Quinnipiac	7	6
243	N	South Dakota	3	4
245	A	Colgate	7	4
245	A	Colgate	4	3
245	A	Colgate	1	2
253	N	Utah Valley	10	6
262	N	North Dakota	8	0
264	N	UMass Lowell	4	1
273	A	Holy Cross	4	0
273	A	Holy Cross	10	2
273	A	Holy Cross	7	1
275	H	Lafayette	6	2
275	H	Lafayette	0	1
275	H	Lafayette	6	1
276	A	Hartford	7	0
276	A	Hartford	5	3
286	A	Rider	11	2
286	A	Rider	3	1
287	N	Howard	7	0

Army West Point

Army West Point

Army West Point

Average RPI Win: 149		WON-LOST	WINNING	LAST 10	STRENGTH OF		OPP. STRENGTH	TEAM	ADJ	CONF.	ADJ CONF.
Average RPI Loss: 75		RECORD	PCT. RANK	GAMES	SCHEDULE		OF SCHEDULE	RPI	RPI	RPI	RPI
DIV. I ONLY		27-28-0	.49091	152	5-5-0		87	67	112	.51752	113
DIV. I NON-CONF.		19-12-0	.6129	76	1-0-0		96	153	72	.54261	75
TOTALS		RPI 1-25	RPI 26-50		W-L RECORDS		RPI 51-100		RPI 101-150		RPI 150+
27-28-0		0-6-0	2-6-0		OVERALL		5-9-0		5-3-0		15-4-0
8-5-0		0-1-0	0-0-0		HOME		3-3-0		2-1-0		3-0-0
5-14-0		0-4-0	2-5-0		AWAY		2-3-0		0-0-0		1-2-0
14-9-0		0-1-0	0-1-0		NEUTRAL		0-3-0		3-2-0		11-2-0
19-12-0		0-4-0	0-1-0		NON-CONFERENCE		2-3-0		3-2-0		14-2-0
3-0-0		0-0-0	0-0-0		HOME		0-0-0		0-0-0		3-0-0
2-4-0		0-3-0	0-0-		AWAY		2-0-0		0-0-0		0-0-0
14-8-0		0-1-0	0-0-0		NEUTRAL		0-3-0		3-2-0		11-2-0
8-16-0		0-2-0	2-5-0		CONFERENCE		3-6-0		2-1-0		1-2-0
5-5-0		0-1-0	0-0-0		HOME		3-3-0		2-1-0		0-0-0
3-10-0		0-1-0	2-4-0		AWAY		0-3-0		0-0-0		1-2-0
0-1-0		0-0-0	0-1-0		NEUTRAL		0-0-0		0-0-0		0-0-0
RPI S	Opponent	Score	RPI S	Opponent	Score	RPI S	Opponent	Score	RPI S	Opponent	Score
2 A	Michigan	0 8	40 A	Arizona St.	2 5	58 A	Col. of Charleston	4 1	114 H	Rutgers	1 7
2 H	Michigan	0 3	42 A	Ohio St.	7 9	59 N	Kent St.	2 7	114 H	Rutgers	6 4
19 N	Georgia	0 5	42 A	Ohio St.	6 0	69 A	Penn St.	2 7	114 H	Rutgers	5 2
23 A	Fla. Atlantic	0 3	42 A	Ohio St.	9 7	69 A	Penn St.	5 11	115 N	Illinois St.	7 4
23 A	Fla. Atlantic	0 6	45 A	Northwestern	2 4	69 A	Penn St.	6 8	121 N	Kennesaw St.	0 2
25 A	South Carolina	7 8	45 A	Northwestern	0 8	75 H	Indiana	6 2	134 N	Wright St.	1 3
			45 A	Northwestern	4 10	75 H	Indiana	6 5	137 N	Boston U.	4 3
			47 N	Illinois	2 3	75 H	Indiana	1 2	143 N	Chattanooga	4 0
						82 H	Wisconsin	5 4	152 N	Memphis	9 1
						82 H	Wisconsin	1 10	152 N	Memphis	5 3
						82 H	Wisconsin	4 5	160 H	Central Mich.	10 7
						83 N	UNI	9 13	165 N	Ill.-Chicago	4 3
						83 N	UNI	4 10	165 N	Ill.-Chicago	6 7
						99 A	FGCU	2 1	169 N	UConn	3 8
									169 N	UConn	9 0
									174 N	Stony Brook	7 0
									181 A	Maryland	8 9
									181 A	Maryland	2 10
									181 A	Maryland	12 3
									182 H	Western Mich.	12 2
									187 N	Charleston So.	7 5
									207 N	Middle Tenn.	3 2
									219 H	Eastern Mich.	3 2
									220 N	Western Ill.	11 2
									244 N	Bowling Green	20 13
									260 N	Columbia	3 2
									260 N	Columbia	7 2
			LAST 10 GAMES								
			47 N	Illinois	2 3	114 H	Rutgers	1 7			
			42 A	Ohio St.	9 7	114 H	Rutgers	5 2			
			42 A	Ohio St.	7 9	219 H	Eastern Mich.	3 2			
			42 A	Ohio St.	6 0	45 A	Northwestern	4 10			
			114 H	Rutgers	6 4	45 A	Northwestern	2 4			

Non-Div. I Games:

Michigan St.

Average RPI Win: 157		WON-LOST	WINNING	LAST 10	STRENGTH OF		OPP. STRENGTH	TEAM	ADJ		CONF.	ADJ CONF.
Average RPI Loss: 71		RECORD	PCT. RANK	GAMES	SCHEDULE		OF SCHEDULE	RPI	RPI		RPI	RPI
DIV. I ONLY		24-33-0	.42105	191	3-7-0		43	81	104		.51714	114
DIV. I NON-CONF.		16-17-0	.48485	159	0-1-0		75	162	108		.51394	113
TOTALS		RPI 1-25	RPI 26-50		W-L RECORDS		RPI 51-100		RPI 101-150		RPI 150+	
24-33-0		0-12-0	2-6-0		OVERALL		4-5-0		7-6-0		11-4-0	
5-9-0		0-3-0	0-3-0		HOME		4-3-0		0-0-0		1-0-0	
8-13-0		0-6-0	2-2-0		AWAY		0-0-0		4-5-0		2-0-0	
11-11-0		0-3-0	0-1-0		NEUTRAL		0-2-0		3-1-0		8-4-0	
16-17-0		0-6-0	0-1-0		NON-CONFERENCE		1-2-0		6-4-0		9-4-0	
2-0-0		0-0-0	0-0-0		HOME		1-0-0		0-0-0		1-0-0	
3-7-0		0-3-0	0-0-		AWAY		0-0-0		3-3-0		0-0-0	
11-10-0		0-3-0	0-0-0		NEUTRAL		0-2-0		3-1-0		8-4-0	
8-16-0		0-6-0	2-5-0		CONFERENCE		3-3-0		1-2-0		2-0-0	
3-9-0		0-3-0	0-3-0		HOME		3-3-0		0-0-0		0-0-0	
5-6-0		0-3-0	2-1-0		AWAY		0-0-0		1-2-0		2-0-0	
0-1-0		0-0-0	0-1-0		NEUTRAL		0-0-0		0-0-0		0-0-0	
RPI S	Opponent	Score	RPI S	Opponent	Score	RPI S	Opponent	Score	RPI S	Opponent	Score	
2 A	Michigan	0 8	33 A	UCF	1 4	63 N	Fordham	2 3	104 A	FIU	4 3	
2 A	Michigan	1 9	42 H	Ohio St.	0 10	68 H	Hofstra	7 6	104 A	FIU	10 1	
2 A	Michigan	1 11	42 H	Ohio St.	9 11	69 H	Penn St.	1 4	113 A	Michigan St.	7 1	
4 N	Alabama	0 6	42 H	Ohio St.	8 17	69 H	Penn St.	1 12	113 A	Michigan St.	2 5	
7 N	James Madison	3 8	42 N	Ohio St.	0 5	69 H	Penn St.	8 12	113 A	Michigan St.	4 6	
7 N	James Madison	0 5	47 A	Illinois	10 5	75 H	Indiana	6 3	121 A	Kennesaw St.	2 4	
10 A	La.-Lafayette	0 12	47 A	Illinois	0 8	75 H	Indiana	3 2	123 A	UNCG	4 8	
10 A	La.-Lafayette	0 8	47 A	Illinois	3 1	75 H	Indiana	8 3	123 A	UNCG	6 2	
20 H	Minnesota	1 11				78 N	Lehigh	5 10	132 A	LIU Brooklyn	3 4	
20 H	Minnesota	1 7							132 N	LIU Brooklyn	2 1	
20 H	Minnesota	0 8							135 N	Maine	0 5	
23 A	Fla. Atlantic	1 7							141 N	Massachusetts	6 0	
									143 N	Chattanooga	8 0	
									180 N	Mercer	5 4	
									181 A	Maryland	4 0	
									181 A	Maryland	6 3	
									193 N	Robert Morris	4 5	
									201 N	Bradley	9 5	
									211 N	Morehead St.	5 6	
									229 N	Quinnipiac	9 3	
									230 N	Brown	10 3	
									232 H	Seton Hall	6 2	
									244 N	Bowling Green	1 6	
									251 N	Alcorn	1 2	
									251 N	Alcorn	10 0	
									264 N	UMass Lowell	2 1	
									285 N	N.C. Central	6 0	
			LAST 10 GAMES									
			42 N	Ohio St.	0 5	113 A	Michigan St.	7 1				
			2 A	Michigan	0 8	113 A	Michigan St.	2 5				
			2 A	Michigan	1 11	132 A	LIU Brooklyn	3 4				
			2 A	Michigan	1 9	75 H	Indiana	3 2				
			113 A	Michigan St.	4 6	75 H	Indiana	6 3				

Non-Div. I Games:

Rutgers

RPI	S	Opponent	Score	
285	N	N.C. Central	4	1

Rutgers

R
u
t
g
e
r
s

R
u
t
g
e
r
s

Average RPI Win: 152		WON-LOST	WINNING	LAST 10	STRENGTH OF		OPP. STRENGTH	TEAM	ADJ	CONF.	ADJ CONF.
Average RPI Loss: 83		RECORD	PCT. RANK	GAMES	SCHEDULE		OF SCHEDULE	RPI	RPI	RPI	RPI
DIV. I ONLY		20-33-0	.37736	219	5-5-0		40	82	124	.51655	115
DIV. I NON-CONF.		8-18-0	.30769	231	0-0-0		3	11	90	.53713	83
TOTALS		RPI 1-25	RPI 26-50		W-L RECORDS		RPI 51-100		RPI 101-150		RPI 150+
20-33-0		0-9-0	2-6-0		OVERALL		3-5-0		2-6-0		13-7-0
6-7-0		0-0-0	1-3-0		HOME		0-0-0		1-1-0		4-3-0
4-15-0		0-5-0	0-2-0		AWAY		1-2-0		0-3-0		3-3-0
10-11-0		0-4-0	1-1-0		NEUTRAL		2-3-0		1-2-0		6-1-0
8-18-0		0-9-0	1-4-0		NON-CONFERENCE		1-3-0		1-1-0		5-1-0
0-1-0		0-0-0	0-1-0		HOME		0-0-0		0-0-0		0-0-0
0-7-0		0-5-0	0-0-		AWAY		0-0-0		0-0-0		0-0-0
8-10-0		0-4-0	1-1-0		NEUTRAL		1-3-0		1-1-0		5-1-0
12-15-0		0-0-0	1-2-0		CONFERENCE		2-2-0		1-5-0		8-6-0
6-6-0		0-0-0	1-2-0		HOME		0-0-0		1-1-0		4-3-0
4-8-0		0-0-0	0-0-0		AWAY		1-2-0		0-3-0		3-3-0
2-1-0		0-0-0	0-0-0		NEUTRAL		1-0-0		0-1-0		1-0-0
RPI S	Opponent	Score	RPI S	Opponent	Score	RPI S	Opponent	Score	RPI S	Opponent	Score
1 A	Florida	1 11	33 A	UCF	0 1	57 N	Jacksonville St.	8 7	104 N	FIU	8 4
1 A	Florida	2 7	40 A	Arizona St.	0 6	71 N	Texas Tech	3 5	109 A	Southern Ill.	1 4
1 N	Florida	0 11	43 N	Virginia Tech	9 5	71 N	Texas Tech	2 5	109 A	Southern Ill.	0 5
2 N	Michigan	0 12	44 N	South Ala.	3 4	83 A	UNI	2 5	109 A	Southern Ill.	0 1
2 N	Michigan	0 1	47 H	Illinois	1 7	83 A	UNI	2 1	113 N	Michigan St.	4 7
11 A	LSU	1 9	48 H	Wichita St.	6 14	83 A	UNI	1 2	128 H	Drake	1 0
11 A	LSU	2 10	48 H	Wichita St.	6 8	83 N	UNI	2 1	128 H	Drake	4 7
21 A	South Fla.	1 2	48 H	Wichita St.	9 8	98 N	Eastern Ky.	4 5	128 N	Drake	1 5
25 N	South Carolina	0 3							152 N	Memphis	12 3
									161 H	Evansville	2 1
									161 H	Evansville	3 5
									161 H	Evansville	4 7
									161 N	Evansville	2 0
									170 N	Ball St.	7 3
									184 N	Montana	5 4
									184 N	Montana	6 17
									194 A	Missouri St.	8 0
									194 A	Missouri St.	2 3
									200 H	Indiana St.	8 5
									200 H	Indiana St.	8 0
									201 A	Bradley	3 5
									201 H	Bradley	1 4
									201 H	Bradley	11 3
									215 A	Loyola Chicago	6 2
									215 A	Loyola Chicago	4 5
									215 A	Loyola Chicago	6 0
									223 N	Florida A&M	4 3
			LAST 10 GAMES								
			83 N	UNI	2 1	83 A	UNI	2 5			
			128 N	Drake	1 5	128 H	Drake	4 7			
			161 N	Evansville	2 0	128 H	Drake	1 0			
			83 A	UNI	1 2	201 H	Bradley	11 3			
			83 A	UNI	2 1	201 H	Bradley	1 4			

Non-Div. I Games:

Illinois St.

RPI	S	Opponent	Score	
223	N	Florida A&M	10	0

Illinois St.

I
l
l
i
n
o
i
s
s
t
.

I
l
l
i
n
o
i
s
s
t
.

[illegible]

Non-Div. I Games:

Villanova

RPI	S	Opponent	Score	
232	N	Seton Hall	4	3
232	N	Seton Hall	10	3
232	N	Seton Hall	14	4
239	H	Drexel	12	0
249	H	Georgetown	2	1
249	H	Georgetown	5	11
249	H	Georgetown	4	1
267	N	Northern Ky.	3	2
274	N	N.C. A&T	9	1
275	H	Lafayette	4	1
275	H	Lafayette	1	0
279	N	IPFW	8	1
286	A	Rider	6	1
286	A	Rider	3	0

Villanova

V
i
l
l
a
n
o
v
a

V
i
l
l
a
n
o
v
a

[illegible]

Non-Div. I Games:

Colorado St.

Average RPI Win:		151	WON-LOST RECORD		WINNING PCT. RANK	LAST 10 GAMES	STRENGTH OF SCHEDULE		OPP. STRENGTH OF SCHEDULE	TEAM RPI	ADJ RPI	CONF. RPI	ADJ CONF. RPI				
Average RPI Loss:		96															
DIV. I ONLY			26-29-0		.47273	166	3-7-0		84	95	126	.51317	118	11	11		
DIV. I NON-CONF.			18-17-0		.51429	143	2-3-0		113	101	107	.51977	106	12	12		
TOTALS		RPI 1-25		RPI 26-50		W-L RECORDS		RPI 51-100		RPI 101-150		RPI 150+					
26-29-0		0-4-0		1-3-0		OVERALL		8-9-0		4-10-0		13-3-0					
11-9-0		0-1-0		1-1-0		HOME		6-5-0		0-1-0		4-1-0					
6-11-0		0-1-0		0-0-0		AWAY		1-2-0		3-7-0		2-1-0					
9-9-0		0-2-0		0-2-0		NEUTRAL		1-2-0		1-2-0		7-1-0					
18-17-0		0-4-0		1-3-0		NON-CONFERENCE		3-5-0		1-2-0		13-3-0					
6-5-0		0-1-0		1-1-0		HOME		1-1-0		0-1-0		4-1-0					
3-5-0		0-1-0		0-0-		AWAY		1-2-0		0-1-0		2-1-0					
9-7-0		0-2-0		0-2-0		NEUTRAL		1-2-0		1-0-0		7-1-0					
8-12-0		0-0-0		0-0-0		CONFERENCE		5-4-0		3-8-0		0-0-0					
5-4-0		0-0-0		0-0-0		HOME		5-4-0		0-0-0		0-0-0					
3-6-0		0-0-0		0-0-0		AWAY		0-0-0		3-6-0		0-0-0					
0-2-0		0-0-0		0-0-0		NEUTRAL		0-0-0		0-2-0		0-0-0					
RPI	S	Opponent		Score		RPI	S	Opponent		Score		RPI	S	Opponent		Score	
3	N	Oklahoma		0	2	44	N	South Ala.		3	7	54	H	USC Upstate		3	6
14	A	Tennessee		2	10	46	H	Louisville		2	1	54	H	USC Upstate		2	3
14	H	Tennessee		1	7	46	H	Louisville		1	7	54	H	USC Upstate		6	3
16	N	Kentucky		0	4	50	N	Samford		2	3	65	H	UAB		2	4
												72	H	Troy		2	0
												77	N	Southern Miss.		6	1
												89	A	Houston		5	3
												89	A	Houston		1	4
												89	A	Houston		0	8
												90	N	Louisiana Tech		4	6
												98	N	Eastern Ky.		1	9
												99	H	FGCU		6	1
												99	H	FGCU		2	9
												99	H	FGCU		9	0
												100	H	Jacksonville		0	4
												100	H	Jacksonville		3	0
												100	H	Jacksonville		3	1
		</															

Non-Div. I Games:

Lipscomb

RPI	S	Opponent	Score	
237	N	IUPUI	5	1
267	N	Northern Ky.	10	1
268	H	Tennessee St.	10	1

Lipscomb

L
i
p
s
c
o
m
b

L
i
p
s
c
o
m
b

Average RPI Win:		186	WON-LOST RECORD		WINNING PCT. RANK		LAST 10 GAMES		STRENGTH OF SCHEDULE		OPP. STRENGTH OF SCHEDULE		TEAM RPI		ADJ RPI		CONF. RPI		ADJ CONF. RPI				
DIV. I ONLY			32-22-1		.59091 85		2-8-0		188		122		119		.51312 119		9		9				
DIV. I NON-CONF.			24-9-1		.72059 37		0-0-0		246		199		99		.52433 99		8		8				
TOTALS		RPI 1-25		RPI 26-50				W-L RECORDS		RPI 51-100				RPI 101-150				RPI 150+					
32-22-1		0-1-0		2-7-0				OVERALL		0-7-0				7-4-0				23-3-1					
21-8-1		0-0-0		0-0-0				HOME		0-3-0				7-3-0				14-2-1					
5-9-0		0-1-0		1-5-0				AWAY		0-3-0				0-0-0				4-0-0					
6-5-0		0-0-0		1-2-0				NEUTRAL		0-1-0				0-1-0				5-1-0					
24-9-1		0-1-0		1-2-0				NON-CONFERENCE		0-1-0				3-2-0				20-3-1					
17-3-1		0-0-0		0-0-0				HOME		0-0-0				3-1-0				14-2-1					
1-1-0		0-1-0		0-0-				AWAY		0-0-0				0-0-0				1-0-0					
6-5-0		0-0-0		1-2-0				NEUTRAL		0-1-0				0-1-0				5-1-0					
8-13-0		0-0-0		1-5-0				CONFERENCE		0-6-0				4-2-0				3-0-0					
4-5-0		0-0-0		0-0-0				HOME		0-3-0				4-2-0				0-0-0					
4-8-0		0-0-0		1-5-0				AWAY		0-3-0				0-0-0				3-0-0					
0-0-0		0-0-0		0-0-0				NEUTRAL		0-0-0				0-0-0				0-0-0					
RPI	S	Opponent		Score		RPI	S	Opponent		Score		RPI	S	Opponent		Score		RPI	S	Opponent		Score	
18	A	Fresno St.		3	4	29	A	Cal St. Fullerton		1	9	55	H	CSUN		0	2	111	H	Loyola Marymount		5	2
						29	A	Cal St. Fullerton		2	12	55	H	CSUN		1	11	112	H	Army West Point		11	3
						29	A	Cal St. Fullerton		1	2	55	H	CSUN		2	3	125	H	Hawaii		2	3
						37	A	Long Beach St.		2	3	79	A	Cal Poly		0	1	125	H	Hawaii		2	0
						37	A	Long Beach St.		3	4	79	A	Cal Poly		1	3	125	H	Hawaii		3	5
						37	A	Long Beach St.		10	2	79	A	Cal Poly		1	2	126	H	UC Santa Barbara		7	6
						45	N	Northwestern		3	15	82	N	Wisconsin		1	9	126	H	UC Santa Barbara		4	0
						49	N	Kansas		5	4							126	H	UC Santa Barbara		4	3
						49	N	Kansas		4	5							137	H	Boston U.		1	4
																		147	H	UNLV		4	3
																		148	N	East Carolina		2	6
																		159	H	Utah St.		4	1
																		164	N	Idaho St.		2	4
																		175	N	Sacramento St.		8	0
																		175	N	Sacramento St.		7	4
																		177	N	Creighton		5	2
																		185	H	St. Mary's (CA)		5	5
																		185	H	St. Mary's (CA)		1	4
																		189	H	Toledo		3	2
																		189	H	Toledo		5	3
																		198	H	San Diego		8	7
																		198	H	San Diego		7	6
																		202	A	UC Davis		7	2
																		202	A	UC Davis		4	2
																		202	A	UC Davis		3	0
																		218	H	Yale		8	1
																		218	H	Yale		8	0

Non-Div. I Games:

UC Riverside

UC Riverside

Average RPI Win: 230		WON-LOST RECORD	WINNING PCT. RANK	LAST 10 GAMES	STRENGTH OF SCHEDULE	OPP. STRENGTH OF SCHEDULE	TEAM RPI	ADJ RPI	CONF. RPI	ADJ CONF. RPI							
Average RPI Loss: 165																	
DIV. I ONLY		45-11-0	.80357	10	7-3-0	281	257	115	.51276	120	29	30					
DIV. I NON-CONF.		26-7-0	.78788	28	0-0-0	289	246	114	.50761	121	30	30					
<hr/>																	
TOTALS		RPI 1-25		RPI 26-50		W-L RECORDS		RPI 51-100		RPI 101-150		RPI 150+					
45-11-0		0-1-0		0-0-0		OVERALL		0-1-0		7-3-0		38-6-0					
18-2-0		0-0-0		0-0-0		HOME		0-0-0		2-0-0		16-2-0					
17-4-0		0-1-0		0-0-0		AWAY		0-0-0		3-0-0		14-3-0					
10-5-0		0-0-0		0-0-0		NEUTRAL		0-1-0		2-3-0		8-1-0					
26-7-0		0-1-0		0-0-0		NON-CONFERENCE		0-1-0		7-3-0		19-2-0					
8-0-0		0-0-0		0-0-0		HOME		0-0-0		2-0-0		6-0-0					
8-2-0		0-1-0		0-0-		AWAY		0-0-0		3-0-0		5-1-0					
10-5-0		0-0-0		0-0-0		NEUTRAL		0-1-0		2-3-0		8-1-0					
19-4-0		0-0-0		0-0-0		CONFERENCE		0-0-0		0-0-0		19-4-0					
10-2-0		0-0-0		0-0-0		HOME		0-0-0		0-0-0		10-2-0					
9-2-0		0-0-0		0-0-0		AWAY		0-0-0		0-0-0		9-2-0					
0-0-0		0-0-0		0-0-0		NEUTRAL		0-0-0		0-0-0		0-0-0					
RPI	S	Opponent		Score		RPI	S	Opponent		Score		RPI	S	Opponent		Score	
21	A	South Fla.		0 9								78	N	Lehigh		1 7	
												105	N	Ga. Southern		5 9	
												112	A	Army West Point		9 8	
												112	N	Army West Point		2 1	
												112	N	Army West Point		3 4	
												129	A	Stetson		3 1	
												129	A	Stetson		7 4	
												135	N	Maine		1 10	
												137	H	Boston U.		9 3	
												137	H	Boston U.		5 4	
												146	N	North Florida		4 3	
												168	A	Monmouth		5 4	
												168	A	Monmouth		8 3	
												168	A	Monmouth		3 2	
												192	N	Providence		3 2	
												204	H	Manhattan		3 4	
												204	H	Manhattan		10 5	
												208	A	Siena		2 3	
												208	A	Siena		14 0	
												209	A	George Mason		4 5	
												219	N	Eastern Mich.		6 4	
												221	A	Fairfield		1 2	
												221	A	Fairfield		7 2	
												221	H	Fairfield		3 0	
												224	A	Bethune-Cookman		3 2	
												224	A	Bethune-Cookman		5 2	
												229	H	Quinnipiac		8 0	
												229	H	Quinnipiac		4 1	
												</					

Non-Div. I Games:

Marist

RPI	S	Opponent	Score	
229	H	Quinnipiac	2	0
247	H	Canisius	5	1
247	H	Canisius	3	6
255	A	UMBC	4	1
257	H	Cornell	5	1
257	H	Cornell	10	2
258	N	Mt. St. Mary's	10	9
261	A	Iona	8	2
261	A	Iona	11	1
264	N	UMass Lowell	4	2
264	N	UMass Lowell	2	1
271	N	Morgan St.	3	6
273	H	Holy Cross	7	4
273	H	Holy Cross	2	1
276	H	Hartford	5	3
276	H	Hartford	10	0
276	N	Hartford	4	1
278	H	Niagara	1	0
278	H	Niagara	6	3
286	A	Rider	9	8
286	A	Rider	11	0
287	N	Howard	11	1
287	N	Howard	8	2
290	H	Saint Peter's	22	1
290	H	Saint Peter's	8	0
293	A	Coppin St.	14	2
293	A	Coppin St.	12	6

Marist

M
a
r
i
s
tM
a
r
i
s
t

Average RPI Win: 167		WON-LOST RECORD		WINNING PCT. RANK		LAST 10 GAMES		STRENGTH OF SCHEDULE		OPP. STRENGTH OF SCHEDULE		TEAM RPI		ADJ RPI		CONF. RPI		ADJ CONF. RPI	
DIV. I ONLY		30-28-0		.51724 140		5-5-0		116		96		123		.51256 121		11		11	
DIV. I NON-CONF.		19-16-0		.54286 114		0-2-0		167		121		122		.50824 120		12		12	
TOTALS		RPI 1-25		RPI 26-50		W-L RECORDS		RPI 51-100		RPI 101-150		RPI 150+							
30-28-0		0-4-0		1-2-0		OVERALL		4-14-0		9-5-0		16-3-0							
17-8-0		0-0-0		0-0-0		HOME		0-2-0		6-4-0		11-2-0							
7-19-0		0-4-0		1-2-0		AWAY		3-12-0		0-1-0		3-0-0							
6-1-0		0-0-0		0-0-0		NEUTRAL		1-0-0		3-0-0		2-1-0							
19-16-0		0-4-0		1-2-0		NON-CONFERENCE		0-6-0		2-1-0		16-3-0							
12-4-0		0-0-0		0-0-0		HOME		0-2-0		1-0-0		11-2-0							
4-11-0		0-4-0		1-0-		AWAY		0-4-0		0-1-0		3-0-0							
3-1-0		0-0-0		0-0-0		NEUTRAL		0-0-0		1-0-0		2-1-0							
11-12-0		0-0-0		0-0-0		CONFERENCE		4-8-0		7-4-0		0-0-0							
5-4-0		0-0-0		0-0-0		HOME		0-0-0		5-4-0		0-0-0							
3-8-0		0-0-0		0-0-0		AWAY		3-8-0		0-0-0		0-0-0							
3-0-0		0-0-0		0-0-0		NEUTRAL		1-0-0		2-0-0		0-0-0							
RPI	S	Opponent		Score		RPI	S	Opponent		Score		RPI	S	Opponent		Score			
14	A	Tennessee		0	8	44	A	South Ala.		6	8	54	A	USC Upstate		0	1		
19	A	Georgia		1	8	44	A	South Ala.		0	9	54	A	USC Upstate		1	4		
25	A	South Carolina		0	7	50	A	Samford		6	4	54	A	USC Upstate		1	2		
25	A	South Carolina		1	10							56	H	Boston College		0	2		
												57	A	Jacksonville St.		1	3		
												60	A	Georgia St.		1	2		
												60	H	Georgia St.		0	13		
												72	A	Troy		2	8		
												72	A	Troy		2	6		
												99	A	FGCU		0	2		
												99	A	FGCU		0	4		
												99	A	FGCU		0	8		
												99	A	FGCU		4	3		
												99	A	FGCU		1	4		
												100	A	Jacksonville		5	4		
												100	A	Jacksonville		7	1		
												100	A	Jacksonville		0	1		
												100	N	Jacksonville		4	0		
								LAST 10 GAMES											
								129 N Stetson		5	2			118 H Lipscomb		4	3		
								99 A FGCU		1	4			118 H Lipscomb		1	2		
								100 N Jacksonville		4	0			118 H Lipscomb		1	0		
								99 A FGCU		0	2			44 A South Ala.		0	9		
								118 N Lipscomb		3	0			44 A South Ala.		6	8		
														238 H Alabama St.		2	0		

Non-Div. I Games:

Kennesaw St.

K
e
n
n
e
s
a
w
S
t
.

Kennesaw
St.

Kennesaw St.

Average RPI Win:	193	WON-LOST RECORD	WINNING PCT. RANK	LAST 10 GAMES	STRENGTH OF SCHEDULE	OPP. STRENGTH OF SCHEDULE	TEAM RPI	ADJ RPI	CONF. RPI	ADJ CONF. RPI	
Average RPI Loss:	164										
DIV. I ONLY	29-17-0	.63043	63	7-3-0	178	238	113	.51226	122	25	24
DIV. I NON-CONF.	12-11-0	.52174	130	0-0-0	144	224	132	.49614	140	26	26
TOTALS	RPI 1-25	RPI 26-50	W-L RECORDS	RPI 51-100	RPI 101-150	RPI 150+					
29-17-0	0-0-0	0-0-0	OVERALL	3-3-0	5-4-0	21-10-0					
13-2-0	0-0-0	0-0-0	HOME	1-0-0	3-0-0	9-2-0					
9-8-0	0-0-0	0-0-0	AWAY	1-1-0	2-3-0	6-4-0					
7-7-0	0-0-0	0-0-0	NEUTRAL	1-2-0	0-1-0	6-4-0					
12-11-0	0-0-0	0-0-0	NON-CONFERENCE	3-3-0	2-3-0	7-5-0					
2-0-0	0-0-0	0-0-0	HOME	1-0-0	1-0-0	0-0-0					
3-4-0	0-0-0	0-0-	AWAY	1-1-0	1-2-0	1-1-0					
7-7-0	0-0-0	0-0-0	NEUTRAL	1-2-0	0-1-0	6-4-0					
17-6-0	0-0-0	0-0-0	CONFERENCE	0-0-0	3-1-0	14-5-0					
11-2-0	0-0-0	0-0-0	HOME	0-0-0	2-0-0	9-2-0					
6-4-0	0-0-0	0-0-0	AWAY	0-0-0	1-1-0	5-3-0					
0-0-0	0-0-0	0-0-0	NEUTRAL	0-0-0	0-0-0	0-0-0					
RPI S Opponent Score	RPI S Opponent Score	RPI S Opponent Score	RPI S Opponent Score	RPI S Opponent Score	RPI S Opponent Score	RPI S Opponent Score	RPI S Opponent Score	RPI S Opponent Score	RPI S Opponent Score	RPI S Opponent Score	RPI S Opponent Score
				51 N BYU 0 2	105 A Ga. Southern 2 12						
				56 H Boston College 2 1	111 A Loyola Marymount 4 6						
				62 A San Diego St. 7 8	111 A Loyola Marymount 5 3						
				98 N Eastern Ky. 6 7	117 N Colorado St. 1 6						
				98 N Eastern Ky. 5 2	135 H Maine 10 7						
				100 A Jacksonville 11 5	142 A Dartmouth 8 5						
					142 A Dartmouth 6 7						
					142 H Dartmouth 4 3						
					142 H Dartmouth 6 5						
					162 N Albany (NY) 4 7						
					168 N Monmouth 5 4						
					168 N Monmouth 5 6						
					172 N Presbyterian 7 2						
					185 N St. Mary's (CA) 8 9						
					190 A Princeton 0 2						
					190 A Princeton 1 0						
					190 H Princeton 7 1						
					190 H Princeton 1 2						
					190 H Princeton 3 8						
					192 A Providence 8 2						
					198 N San Diego 4 1						
					199 H Penn 10 2						
					199 H Penn 11 10						
					218 A Yale 5 4						
					218 A Yale 0 1						
					218 A Yale 6 0						
					218 A Yale 2 0						
				LAST 10 GAMES							
				190 H Princeton 3 8	142 H Dartmouth 4 3						
				190 H Princeton 1 2	142 H Dartmouth 6 5						
				190 H Princeton 7 1	230 H Brown 6 2						
				142 A Dartmouth 6 7	230 H Brown 11 4						
				142 A Dartmouth 8 5	230 H Brown 7 6						

Non-Div. I Games:

Harvard

RPI	S	Opponent	Score	
230	H	Brown	6	2
230	H	Brown	8	0
230	H	Brown	11	4
230	H	Brown	7	6
246	N	St. Bonaventure	5	3
257	A	Cornell	6	8
257	A	Cornell	9	1
260	H	Columbia	4	3
260	H	Columbia	8	0
262	N	North Dakota	1	3
280	A	Rhode Island	2	4
283	N	Fairleigh Dickinson	5	2
283	N	Fairleigh Dickinson	6	1

Harvard

H
a
r
v
a
r
d

H
a
r
v
a
r
d

UNCG

Average RPI Win: 175		WON-LOST RECORD	WINNING PCT. RANK	LAST 10 GAMES	STRENGTH OF SCHEDULE	OPP. STRENGTH OF SCHEDULE	TEAM RPI	ADJ RPI	CONF. RPI	ADJ CONF. RPI	
Average RPI Loss: 105											
DIV. I ONLY		33-26-0	.55932 104	4-6-0	161	131	127	.51209 123	13	13	
DIV. I NON-CONF.		23-15-0	.60526 81	0-1-0	219	161	121	.50897 118	13	13	
<hr/>											
TOTALS		RPI 1-25	RPI 26-50		W-L RECORDS		RPI 51-100		RPI 101-150		RPI 150+
33-26-0		0-1-0	2-5-0		OVERALL		3-9-0		8-5-0		20-6-0
24-11-0		0-0-0	0-1-0		HOME		1-3-0		6-4-0		17-3-0
4-11-0		0-1-0	0-4-0		AWAY		1-4-0		1-1-0		2-1-0
5-4-0		0-0-0	2-0-0		NEUTRAL		1-2-0		1-0-0		1-2-0
23-15-0		0-1-0	2-1-0		NON-CONFERENCE		2-7-0		4-2-0		15-4-0
17-6-0		0-0-0	0-0-0		HOME		1-3-0		2-1-0		14-2-0
1-5-0		0-1-0	0-0-		AWAY		0-2-0		1-1-0		0-0-0
5-4-0		0-0-0	2-0-0		NEUTRAL		1-2-0		1-0-0		1-2-0
10-11-0		0-0-0	0-4-0		CONFERENCE		1-2-0		4-3-0		5-2-0
7-5-0		0-0-0	0-1-0		HOME		0-0-0		4-3-0		3-1-0
3-6-0		0-0-0	0-3-0		AWAY		1-2-0		0-0-0		2-1-0
0-0-0		0-0-0	0-0-0		NEUTRAL		0-0-0		0-0-0		0-0-0
RPI S	Opponent	Score	RPI S	Opponent	Score	RPI S	Opponent	Score	RPI S	Opponent	Score
25 A	South Carolina	3 11	35 A	North Carolina	2 5	61 N	Longwood	1 9	102 H	Furman	3 0
			49 N	Kansas	6 3	78 H	Lehigh	1 4	102 H	Furman	6 9
			49 N	Kansas	12 8	78 H	Lehigh	8 0	102 H	Furman	0 3
			50 A	Samford	5 6	80 N	Ohio	0 2	102 H	Furman	5 7
			50 A	Samford	1 3	81 H	Northern Ill.	0 5	108 A	UNCW	7 2
			50 A	Samford	2 3	95 A	Western Caro.	6 7	114 H	Rutgers	8 4
			50 H	Samford	0 3	95 A	Western Caro.	5 1	114 H	Rutgers	2 6
						95 A	Western Caro.	5 13	124 N	Coastal Caro.	16 1
						96 A	Charlotte	1 7	127 A	Elon	0 1
						97 H	North Carolina St.	6 15	127 H	Elon	3 1
						97 N	North Carolina St.	11 10	143 H	Chattanooga	9 7
						100 A	Jacksonville	5 7	143 H	Chattanooga	9 8
									143 H	Chattanooga	8 0
									158 A	ETSU	10 1
									158 A	ETSU	1 4
									158 A	ETSU	11 7
									158 H	ETSU	3 2
									172 N	Presbyterian	1 0
									172 N	Presbyterian	0 3
									179 H	Youngstown St.	6 15
									180 H	Mercer	6 3
									180 H	Mercer	5 4
									180 H	Mercer	2 15
									193 H	Robert Morris	8 0
									193 H	Robert Morris	6 5
									214 N	Winthrop	1 6
									230 H	Brown	2 4
			LAST 10 GAMES								
			102 H	Furman	0 3	50 A	Samford	5 6			
			50 H	Samford	0 3	143 H	Chattanooga	9 7			
			158 H	ETSU	3 2	143 H	Chattanooga	9 8			
			50 A	Samford	2 3	143 H	Chattanooga	8 0			
			50 A	Samford	1 3	96 A	Charlotte	1 7			

Non-Div. I Games:

UNCG

RPI	S	Opponent	Score
230	H	Brown	10 1
231	H	George Washington	9 0
231	H	George Washington	6 0
239	H	Drexel	8 0
242	H	Appalachian St.	9 0
242	H	Appalachian St.	2 1
259	H	Bryant	7 1
259	H	Bryant	11 3
261	H	Iona	10 1
261	H	Iona	6 3
274	H	N.C. A&T	6 0
285	H	N.C. Central	8 6

UNCG

Average RPI Win: 176		WON-LOST	WINNING	LAST 10	STRENGTH OF		OPP. STRENGTH	TEAM	ADJ		CONF.	ADJ CONF.			
Average RPI Loss: 117		RECORD	PCT. RANK	GAMES	SCHEDULE		OF SCHEDULE	RPI	RPI		RPI	RPI			
DIV. I ONLY		37-22-0	.62712	65	7-3-0		224	123	129		.51183	124			
DIV. I NON-CONF.		17-14-0	.54839	109	0-0-0		273	68	182		.47755	174			
TOTALS		RPI 1-25	RPI 26-50		W-L RECORDS		RPI 51-100		RPI 101-150		RPI 150+				
37-22-0		0-1-0	0-2-0		OVERALL		5-6-0		4-6-0		28-7-0				
24-7-0		0-0-0	0-1-0		HOME		5-1-0		2-1-0		17-4-0				
10-7-0		0-1-0	0-0-0		AWAY		0-1-0		1-2-0		9-3-0				
3-8-0		0-0-0	0-1-0		NEUTRAL		0-4-0		1-3-0		2-0-0				
17-14-0		0-1-0	0-2-0		NON-CONFERENCE		3-3-0		4-6-0		10-2-0				
15-4-0		0-0-0	0-1-0		HOME		3-0-0		2-1-0		10-2-0				
1-4-0		0-1-0	0-0-		AWAY		0-1-0		1-2-0		0-0-0				
1-6-0		0-0-0	0-1-0		NEUTRAL		0-2-0		1-3-0		0-0-0				
20-8-0		0-0-0	0-0-0		CONFERENCE		2-3-0		0-0-0		18-5-0				
9-3-0		0-0-0	0-0-0		HOME		2-1-0		0-0-0		7-2-0				
9-3-0		0-0-0	0-0-0		AWAY		0-0-0		0-0-0		9-3-0				
2-2-0		0-0-0	0-0-0		NEUTRAL		0-2-0		0-0-0		2-0-0				
RPI S	Opponent	Score		RPI S	Opponent	Score		RPI S	Opponent	Score		RPI S	Opponent	Score	
25 A	South Carolina	1	3	35 H	North Carolina	3	6	58 H	Col. of Charleston	8	4	102 H	Furman	3	1
				49 N	Kansas	1	5	58 H	Col. of Charleston	7	2	105 H	Ga. Southern	9	5
								61 H	Longwood	7	4	105 H	Ga. Southern	4	8
								61 H	Longwood	9	2	123 N	UNCG	1	16
								61 H	Longwood	0	1	125 A	Hawaii	14	4
								61 N	Longwood	2	10	125 A	Hawaii	4	8
								61 N	Longwood	0	5	125 A	Hawaii	2	3
								70 H	Towson	3	2	139 N	Stanford	7	8
								97 N	North Carolina St.	1	5	139 N	Stanford	8	3
								97 N	North Carolina St.	5	7	139 N	Stanford	4	12
								100 A	Jacksonville	3	4	152 H	Memphis	3	8
												153 H	Liberty	9	1
												153 H	Liberty	4	6
												153 H	Liberty	0	2
												153 N	Liberty	8	0
												156 A	Radford	2	5
												156 A	Radford	5	4
												156 A	Radford	10	4
												169 H	UConn	4	2
												172 A	Presbyterian	1	9
												172 A	Presbyterian	3	0
												172 A	Presbyterian	9	4
												186 H	Iowa	10	8
												186 H	Iowa	6	5
												187 H	Charleston So.	11	5
												187 H	Charleston So.	11	10
												187 H	Charleston So.	4	3
LAST 10 GAMES				61 N	Longwood	2	10	61 H	Longwood	0	1	186 H	Iowa	10	8
				61 N	Longwood	0	5	61 H	Longwood	7	4	186 H	Iowa	6	5
				153 N	Liberty	8	0	187 H	Charleston So.	4	3	187 H	Charleston So.	11	5
				187 N	Charleston So.	14	10	240 H	Gardner-Webb	7	0	187 H	Charleston So.	11	10
				61 H	Longwood	9	2	240 H	Gardner-Webb	9	0	187 H	Charleston So.	4	3

Non-Div. I Games:

Coastal Caro.

RPI	S	Opponent	Score	
187	N	Charleston So.	14	10
205	H	Cleveland St.	2	1
205	H	Cleveland St.	9	0
206	A	Campbell	15	2
206	A	Campbell	7	5
206	A	Campbell	3	1
214	A	Winthrop	3	5
214	A	Winthrop	10	6
214	A	Winthrop	8	1
225	H	Buffalo	9	4
232	H	Seton Hall	7	9
240	H	Gardner-Webb	7	0
240	H	Gardner-Webb	9	0
240	H	Gardner-Webb	4	2
242	H	Appalachian St.	5	0
260	H	Columbia	8	3
289	H	South Carolina St.	12	0
289	H	South Carolina St.	12	0

Coastal Caro.

C
o
a
s
t
a
l
C
a
r
o
.

C
o
a
s
t
a
l
C
a
r
o
.

H
a
w
a
i
i

Hawaii

Average RPI Win:	160	WON-LOST	WINNING	LAST 10		STRENGTH OF	OPP. STRENGTH	TEAM	ADJ	CONF.	ADJ CONF.
Average RPI Loss:	76	RECORD	PCT. RANK	GAMES		SCHEDULE	OF SCHEDULE	RPI	RPI	RPI	RPI

DIV. I ONLY		28-28-0		.5		148		6-4-0		119		64		128		.51063		126		9		9	
DIV. I NON-CONF.		17-18-0		.48571		158		0-0-0		191		55		150		.49192		145		8		8	
TOTALS		RPI 1-25		RPI 26-50				W-L RECORDS				RPI 51-100				RPI 101-150				RPI 150+			
28-28-0		1-6-0		2-6-0				OVERALL				4-6-0				4-7-0				17-3-0			
13-8-0		1-1-0		1-3-0				HOME				3-0-0				2-2-0				6-2-0			
5-9-0		0-2-0		1-2-0				AWAY				1-2-0				0-3-0				3-0-0			
10-11-0		0-3-0		0-1-0				NEUTRAL				0-4-0				2-2-0				8-1-0			
17-18-0		1-6-0		0-2-0				NON-CONFERENCE				0-4-0				2-3-0				14-3-0			
7-5-0		1-1-0		0-1-0				HOME				0-0-0				0-1-0				6-2-0			
0-2-0		0-2-0		0-0-				AWAY				0-0-0				0-0-0				0-0-0			
10-11-0		0-3-0		0-1-0				NEUTRAL				0-4-0				2-2-0				8-1-0			
11-10-0		0-0-0		2-4-0				CONFERENCE				4-2-0				2-4-0				3-0-0			
6-3-0		0-0-0		1-2-0				HOME				3-0-0				2-1-0				0-0-0			
5-7-0		0-0-0		1-2-0				AWAY				1-2-0				3-0-0				3-0-0			
0-0-0		0-0-0		0-0-0				NEUTRAL				0-0-0				0-0-0				0-0-0			
RPI	S	Opponent		Score		RPI	S	Opponent		Score		RPI	S	Opponent		Score		RPI	S	Opponent		Score	
8	N	Washington		0	7	29	A	Cal St. Fullerton		1	3	51	N	BYU		0	8	111	H	Loyola Marymount		0	1
11	N	LSU		2	5	29	A	Cal St. Fullerton		1	7	55	A	CSUN		6	1	117	N	Colorado St.		3	4
15	A	UCLA		2	3	29	A	Cal St. Fullerton		4	3	55	A	CSUN		2	6	117	N	Colorado St.		11	7
17	N	Texas A&M		5	13	36	H	California		3	8	55	A	CSUN		0	6	119	A	UC Riverside		0	4
22	A	Arizona		6	11	37	H	Long Beach St.		0	9	62	N	San Diego St.		5	6	119	A	UC Riverside		6	7
25	H	South Carolina		4	3	37	H	Long Beach St.		6	14	64	N	San Jose St.		3	12	119	A	UC Riverside		3	4
25	H	South Carolina		1	6	37	H	Long Beach St.		3	2	79	H	Cal Poly		3	0	125	H	Hawaii		9	5
						38	N	Mississippi St.		2	5	79	H	Cal Poly		3	0	125	H	Hawaii		9	3
												79	H	Cal Poly		2	1	125	H	Hawaii		1	4
												86	N	Purdue		9	10	138	N	Binghamton		2	0
																		150	N	Iowa St.		0	2
																		155	N	North Texas		6	3
																		171	N	Omaha		16	17
																		173	H	Georgia Tech		4	0
																		173	H	Georgia Tech		6	4
																		187	N	Charleston So.		9	0
																		187	N	Charleston So.		5	2
																		198	H	San Diego		2	4
																		202	A	UC Davis		5	4
																		202	A	UC Davis		7	2
																		202	A	UC Davis		6	4
																		224	N	Bethune-Cookman		4	1
																		227	H	Southern Utah		10	2
																		227	N	Southern Utah		10	1
																		228	H	CSU Bakersfield		5	3
																		228	N	CSU Bakersfield		7	4
																		228	N	CSU Bakersfield		8	4
LAST 10 GAMES																							
						29	A	Cal St. Fullerton		4	3	202	A	UC Davis		5	4						
						29	A	Cal St. Fullerton		1	7	125	H	Hawaii		9	5						
						29	A	Cal St. Fullerton		1	3	125	H	Hawaii		1	4						
						202	A	UC Davis		6	4	125	H	Hawaii		9	3						
						202	A	UC Davis		7	2	37	H	Long Beach St.		0	9						

Non-Div. I Games:

UC Santa Barbara

RPI	S	Opponent	Score	
233	H	Seattle	0	2
233	H	Seattle	6	3
253	N	Utah Valley	8	4
263	H	Santa Clara	5	4

UC Santa Barbara

U
C
S
a
n
t
a
B
a
r
b
a
r
a

U
C
S
a
n
t
a
B
a
r
b
a
r
a

Non-Div. I Games:

Elon

Drake		Average RPI Win:	169	WON-LOST RECORD	WINNING PCT. RANK	LAST 10 GAMES	STRENGTH OF SCHEDULE	OPP. STRENGTH OF SCHEDULE	TEAM RPI	ADJ RPI	CONF. RPI	ADJ CONF. RPI
DIV. I ONLY		Average RPI Loss:	109	30-24-0	.55556 105	6-4-0	154	127	122	.51008 128	15	15
DIV. I NON-CONF.				12-15-0	.44444 182	0-1-0	173	123	171	.47944 170	14	14
TOTALS		RPI 1-25		RPI 26-50		W-L RECORDS	RPI 51-100		RPI 101-150		RPI 150+	
30-24-0		0-2-0		0-5-0		OVERALL	3-6-0		6-4-0		21-7-0	
10-8-0		0-0-0		0-4-0		HOME	1-0-0		4-0-0		5-4-0	
12-10-0		0-0-0		0-0-0		AWAY	1-4-0		1-4-0		10-2-0	
8-6-0		0-2-0		0-1-0		NEUTRAL	1-2-0		1-0-0		6-1-0	
12-15-0		0-2-0		0-1-0		NON-CONFERENCE	2-4-0		1-3-0		9-5-0	
2-3-0		0-0-0		0-1-0		HOME	0-0-0		1-0-0		1-2-0	
3-7-0		0-0-0		0-0-0		AWAY	1-2-0		0-3-0		2-2-0	
7-5-0		0-2-0		0-0-0		NEUTRAL	1-2-0		0-0-0		6-1-0	
18-9-0		0-0-0		0-4-0		CONFERENCE	1-2-0		5-1-0		12-2-0	
8-5-0		0-0-0		0-3-0		HOME	1-0-0		3-0-0		4-2-0	
9-3-0		0-0-0		0-0-0		AWAY	0-2-0		1-1-0		8-0-0	
1-1-0		0-0-0		0-1-0		NEUTRAL	0-0-0		1-0-0		0-0-0	
RPI S	Opponent	Score	RPI S	Opponent	Score	RPI S	Opponent	Score	RPI S	Opponent	Score	
9 N	Oregon	2 14	34 H	Nebraska	2 11	66 N	New Mexico St.	1 3	109 H	Southern Ill.	5 3	
23 N	Fla. Atlantic	0 8	48 H	Wichita St.	0 9	67 A	Arkansas	9 2	109 H	Southern Ill.	4 0	
			48 H	Wichita St.	1 9	67 A	Arkansas	4 13	109 H	Southern Ill.	7 1	
			48 H	Wichita St.	4 7	75 A	Indiana	0 1	115 A	Illinois St.	7 4	
			48 N	Wichita St.	0 5	80 N	Ohio	5 4	115 A	Illinois St.	0 1	
						80 N	Ohio	0 4	115 N	Illinois St.	5 1	
						83 A	UNI	0 8	133 A	SIUE	4 5	
						83 A	UNI	1 7	147 A	UNLV	3 5	
						83 H	UNI	3 2	150 A	Iowa St.	12 15	
									150 H	Iowa St.	9 5	
									161 A	Evansville	4 3	
									161 A	Evansville	4 2	
									161 A	Evansville	3 2	
									166 A	Saint Louis	6 2	
									166 N	Saint Louis	7 0	
									171 A	Omaha	0 8	
									171 A	Omaha	10 4	
									177 H	Creighton	0 4	
									185 N	St. Mary's (CA)	11 10	
									186 A	Iowa	7 8	
									188 N	UMKC	5 12	
									188 N	UMKC	6 5	
									194 H	Missouri St.	1 2	
									194 H	Missouri St.	0 2	
									194 H	Missouri St.	6 1	
									200 A	Indiana St.	15 6	
									200 A	Indiana St.	12 0	
			LAST 10 GAMES									
			48 N	Wichita St.	0 5	115 A	Illinois St.	7 4	194 H	Missouri St.	1 2	
			115 N	Illinois St.	5 1	115 A	Illinois St.	0 1	194 H	Missouri St.	0 2	
			201 H	Bradley	11 3	83 H	UNI	3 2	194 H	Missouri St.	6 1	
			201 H	Bradley	8 6	150 A	Iowa St.	12 15	200 A	Indiana St.	15 6	
			201 H	Bradley	10 4	48 H	Wichita St.	4 7	200 A	Indiana St.	12 0	

Non-Div. I Games:

Drake

RPI	S	Opponent	Score	
200	A	Indiana St.	9	0
201	H	Bradley	11	3
201	H	Bradley	8	6
201	H	Bradley	10	4
212	N	Green Bay	6	5
215	A	Loyola Chicago	4	0
215	A	Loyola Chicago	7	5
220	N	Western Ill.	5	2
254	H	South Dakota St.	10	2
254	H	South Dakota St.	6	10
254	N	South Dakota St.	5	3

D
r
a
k
e

D
r
a
k
e

Drake

S
t
e
t
s
o
n

Stetson

RPI	S	Opponent	Score	
224	H	Bethune-Cookman	1	0
232	H	Seton Hall	2	1
232	H	Seton Hall	2	3
245	H	Colgate	8	6
245	H	Colgate	1	0
256	H	Wagner	13	5
256	H	Wagner	0	6
270	H	Oakland	4	1
270	H	Oakland	6	1
271	N	Morgan St.	3	0
282	H	Sacred Heart	10	0
282	H	Sacred Heart	3	4

Stetson

S
t
e
t
s
o
n

S
t
e
t
s
o
n

[illegible]

Non-Div. I Games:

Saint Joseph's

RPI	S	Opponent	Score	
231	A	George Washington	2	1
231	A	George Washington	0	4
232	A	Seton Hall	14	7
239	A	Drexel	12	2
241	H	La Salle	3	1
241	H	La Salle	7	1
246	H	St. Bonaventure	4	7
246	H	St. Bonaventure	8	1
246	H	St. Bonaventure	4	2
253	N	Utah Valley	7	2

Saint Joseph's

S
a
i
n
t
J
o
s
e
p
h
'
s

S
a
i
n
t
J
o
s
e
p
h
'
s

Butler

Butler

RPI	S	Opponent	Score	
200	A	Indiana St.	0	8
221	N	Fairfield	5	2
221	N	Fairfield	8	7
229	N	Quinnipiac	5	2
232	H	Seton Hall	2	3
232	H	Seton Hall	5	1
232	H	Seton Hall	6	3
237	N	IUPUI	6	1
242	N	Appalachian St.	12	6
250	N	Detroit	3	1
264	N	UMass Lowell	6	3
267	N	Northern Ky.	5	7
267	N	Northern Ky.	7	0
268	A	Tennessee St.	11	1

Butler

Average RPI Win:		194	WON-LOST RECORD		WINNING PCT. RANK		LAST 10 GAMES		STRENGTH OF SCHEDULE		OPP. STRENGTH OF SCHEDULE		TEAM RPI		ADJ RPI		CONF. RPI		ADJ CONF. RPI	
DIV. I ONLY			30-25-0		.54545 113		9-1-0		179		159		139		.50716 132		30		29	
DIV. I NON-CONF.			13-22-0		.37143 205		1-0-0		82		67		149		.49835 135		29		29	
TOTALS		RPI 1-25		RPI 26-50		W-L RECORDS		RPI 51-100		RPI 101-150		RPI 150+								
30-25-0		1-3-0		2-3-0		OVERALL		1-5-0		5-8-0		21-6-0								
10-3-0		0-0-0		0-0-0		HOME		0-1-0		3-1-0		7-1-0								
10-5-0		1-0-0		0-1-0		AWAY		0-0-0		0-2-0		9-2-0								
10-17-0		0-3-0		2-2-0		NEUTRAL		1-4-0		2-5-0		5-3-0								
13-22-0		1-3-0		2-3-0		NON-CONFERENCE		1-5-0		3-7-0		6-4-0								
1-1-0		0-0-0		0-0-0		HOME		0-1-0		1-0-0		0-0-0								
2-4-0		1-0-0		0-0-		AWAY		0-0-0		0-2-0		1-1-0								
10-17-0		0-3-0		2-2-0		NEUTRAL		1-4-0		2-5-0		5-3-0								
17-3-0		0-0-0		0-0-0		CONFERENCE		0-0-0		2-1-0		15-2-0								
9-2-0		0-0-0		0-0-0		HOME		0-0-0		2-1-0		7-1-0								
8-1-0		0-0-0		0-0-0		AWAY		0-0-0		0-0-0		8-1-0								
0-0-0		0-0-0		0-0-0		NEUTRAL		0-0-0		0-0-0		0-0-0								
RPI	S	Opponent		Score		RPI	S	Opponent		Score		RPI	S	Opponent		Score				
6	N	Florida St.		0	12	33	A	UCF		1	3	59	N	Kent St.		3	6			
19	N	Georgia		2	10	36	N	California		1	13	64	N	San Jose St.		0	11			
20	N	Minnesota		0	8	37	N	Long Beach St.		0	10	68	H	Hofstra		4	9			
23	A	Fla. Atlantic		2	1	45	N	Northwestern		7	3	68	N	Hofstra		3	2			
						47	N	Illinois		6	4	94	N	Marshall		2	10			
												94	N	Marshall		2	4			
														</						

Non-Div. I Games:

LIU Brooklyn

RPI	S	Opponent	Score	
248	A	Central Conn. St.	10	0
248	A	Central Conn. St.	10	1
256	A	Wagner	5	0
256	A	Wagner	6	0
258	A	Mt. St. Mary's	5	1
258	A	Mt. St. Mary's	11	2
259	A	Bryant	4	1
259	A	Bryant	1	5
259	H	Bryant	4	3
282	H	Sacred Heart	12	1
282	H	Sacred Heart	2	1
283	H	Fairleigh Dickinson	8	0
283	H	Fairleigh Dickinson	7	5

LIU Brooklyn

L
I
U
B
r
o
o
k
l
y
n

L
I
U
B
r
o
o
k
l
y
n

S
I
U
E

SIUE

RPI	S	Opponent	Score	
234	H	Southeast Mo. St.	2	1
234	H	Southeast Mo. St.	5	3
234	H	Southeast Mo. St.	5	4
268	A	Tennessee St.	4	1
268	A	Tennessee St.	8	0
269	H	Austin Peay	6	0
269	H	Austin Peay	8	5
269	H	Austin Peay	0	2

SIUE

[illegible]

Non-Div. I Games:

Wright St.

RPI	S	Opponent	Score	
212	H	Green Bay	14	6
222	H	Valparaiso	5	6
222	H	Valparaiso	3	2
222	H	Valparaiso	9	1
222	N	Valparaiso	0	4
222	N	Valparaiso	4	5
225	N	Buffalo	8	4
225	N	Buffalo	7	8
237	A	IUPUI	2	0
237	A	IUPUI	4	5
250	A	Detroit	4	5
250	A	Detroit	6	1
250	A	Detroit	9	4
267	A	Northern Ky.	5	0
267	A	Northern Ky.	3	1
267	A	Northern Ky.	8	1
270	H	Oakland	1	0
270	H	Oakland	1	8
270	H	Oakland	3	0
279	N	IPFW	6	4
279	N	IPFW	2	4

Wright St.

W
r
i
g
h
t
s
t
.

W
r
i
g
h
t
s
t
.

Average RPI Win: 205		WON-LOST	WINNING	LAST 10	STRENGTH OF		OPP. STRENGTH	TEAM	ADJ	CONF.	ADJ CONF.				
Average RPI Loss: 165		RECORD	PCT. RANK	GAMES	SCHEDULE		OF SCHEDULE	RPI	RPI	RPI	RPI				
DIV. I ONLY		27-19-0	.58696	89	9-1-0		164	245	131	.50261	135	24	26		
DIV. I NON-CONF.		12-14-0	.46154	175	1-0-0		170	239	174	.47303	181	28	28		
TOTALS		RPI 1-25	RPI 26-50		W-L RECORDS		RPI 51-100		RPI 101-150		RPI 150+				
27-19-0		0-1-0	0-0-0		OVERALL		0-3-0		7-3-0		20-12-0				
7-2-0		0-0-0	0-0-0		HOME		0-0-0		2-1-0		5-1-0				
10-8-0		0-1-0	0-0-0		AWAY		0-0-0		1-1-0		9-6-0				
10-9-0		0-0-0	0-0-0		NEUTRAL		0-3-0		4-1-0		6-5-0				
12-14-0		0-1-0	0-0-0		NON-CONFERENCE		0-3-0		4-2-0		8-8-0				
0-0-0		0-0-0	0-0-0		HOME		0-0-0		0-0-0		0-0-0				
4-5-0		0-1-0	0-0-		AWAY		0-0-0		0-1-0		4-3-0				
8-9-0		0-0-0	0-0-0		NEUTRAL		0-3-0		4-1-0		4-5-0				
15-5-0		0-0-0	0-0-0		CONFERENCE		0-0-0		3-1-0		12-4-0				
7-2-0		0-0-0	0-0-0		HOME		0-0-0		2-1-0		5-1-0				
6-3-0		0-0-0	0-0-0		AWAY		0-0-0		1-0-0		5-3-0				
2-0-0		0-0-0	0-0-0		NEUTRAL		0-0-0		0-0-0		2-0-0				
RPI S	Opponent	Score		RPI S	Opponent	Score		RPI S	Opponent	Score		RPI S	Opponent	Score	
21 A	South Fla.	3	9					59 N	Kent St.	3	6	114 N	Rutgers	5	0
								66 N	New Mexico St.	5	7	120 N	Marist	10	1
								78 N	Lehigh	6	8	122 A	Harvard	7	10
												131 N	Butler	8	0
												132 N	LIU Brooklyn	7	6
												138 A	Binghamton	3	0
												138 H	Binghamton	3	0
												138 H	Binghamton	2	1
												138 H	Binghamton	3	7
												146 N	North Florida	2	3
												162 A	Albany (NY)	3	1
												162 A	Albany (NY)	1	2
												162 A	Albany (NY)	3	5
												162 N	Albany (NY)	7	4
												162 N	Albany (NY)	14	1
												174 A	Stony Brook	0	4
												174 A	Stony Brook	6	2
												182 N	Western Mich.	4	2
												182 N	Western Mich.	5	8
												199 N	Penn	10	9
												199 N	Penn	0	3
												212 N	Green Bay	6	0
												212 N	Green Bay	4	5
												212 N	Green Bay	3	11
												218 A	Yale	4	2
												218 A	Yale	0	3
												223 N	Florida A&M	3	5
LAST 10 GAMES															
				162 N	Albany (NY)	14	1	255 H	UMBC	11	0				
				138 A	Binghamton	3	0	276 A	Hartford	11	3				
				162 N	Albany (NY)	7	4	276 A	Hartford	8	3				
				255 H	UMBC	1	2	276 A	Hartford	11	2				
				255 H	UMBC	6	0	218 A	Yale	4	2				

Non-Div. I Games: St. Joseph's (ME) 8 0

Maine

RPI	S	Opponent	Score	
229	A	Quinnipiac	2	4
229	A	Quinnipiac	9	2
229	A	Quinnipiac	3	1
255	H	UMBC	6	0
255	H	UMBC	11	0
255	H	UMBC	1	2
264	H	UMass Lowell	8	0
264	H	UMass Lowell	13	0
264	H	UMass Lowell	6	0
276	A	Hartford	8	3
276	A	Hartford	11	2
276	A	Hartford	11	3
279	N	IPFW	7	4
280	A	Rhode Island	9	10
280	A	Rhode Island	9	0

Maine

M
a
i
n
e

M
a
i
n
e

SFA

Average RPI Win: 169		WON-LOST RECORD		WINNING PCT. RANK		LAST 10 GAMES		STRENGTH OF SCHEDULE		OPP. STRENGTH OF SCHEDULE		TEAM RPI		ADJ RPI		CONF. RPI		ADJ CONF. RPI					
DIV. I ONLY		28-29-0		.49123 150		5-5-0		111		137		136		.50145 136		14		14					
DIV. I NON-CONF.		12-13-0		.48 166		0-0-0		100		129		118		.50869 119		15		15					
TOTALS		RPI 1-25		RPI 26-50		W-L RECORDS		RPI 51-100		RPI 101-150		RPI 150+											
28-29-0		0-5-0		0-3-0		OVERALL		9-7-0		4-5-0		15-9-0											
9-9-0		0-0-0		0-0-0		HOME		3-3-0		1-2-0		5-4-0											
10-9-0		0-2-0		0-2-0		AWAY		3-1-0		0-0-0		7-4-0											
9-11-0		0-3-0		0-1-0		NEUTRAL		3-3-0		3-3-0		3-1-0											
12-13-0		0-5-0		0-1-0		NON-CONFERENCE		3-2-0		3-3-0		6-2-0											
3-1-0		0-0-0		0-0-0		HOME		1-0-0		0-0-0		2-1-0											
3-3-0		0-2-0		0-0-		AWAY		1-0-0		0-0-0		2-0-0											
6-9-0		0-3-0		0-0-0		NEUTRAL		1-2-0		3-3-0		2-1-0											
16-16-0		0-0-0		0-2-0		CONFERENCE		6-5-0		1-2-0		9-7-0											
6-8-0		0-0-0		0-0-0		HOME		2-3-0		1-2-0		3-3-0											
7-6-0		0-0-0		0-1-0		AWAY		2-1-0		0-0-0		5-4-0											
3-2-0		0-0-0		0-1-0		NEUTRAL		2-1-0		0-0-0		1-0-0											
RPI	S	Opponent		Score		RPI	S	Opponent		Score		RPI	S	Opponent		Score		RPI	S	Opponent		Score	
1	N	Florida		2	6	30	A	Ole Miss		2	4	71	A	Texas Tech		10	1	103	H	Abilene Christian		1	6
6	A	Florida St.		0	11	32	A	McNeese St.		2	8	80	N	Ohio		3	1	103	H	Abilene Christian		5	1
12	N	Missouri		2	5	32	N	McNeese St.		1	8	83	N	UNI		1	3	103	H	Abilene Christian		6	7
17	A	Texas A&M		0	9							83	N	UNI		3	4	127	N	Elon		3	4
19	N	Georgia		0	9							84	H	Central Ark.		2	7	129	N	Stetson		2	6
												84	H	Central Ark.		9	7	149	N	UTSA		4	3
												84	H	Central Ark.		6	8	149	N	UTSA		3	1
												84	N	Central Ark.		4	3	149	N	UTSA		2	10
												90	H	Louisiana Tech		3	1	149	N	UTSA		7	3
												91	N	Lamar		3	5	155	H	North Texas		2	3
												92	H	Nicholls St.		3	5	163	A	La.-Monroe		7	4
												92	H	Nicholls St.		6	1	195	H	Sam Houston St.		1	5
												92	N	Nicholls St.		1	0	195	H	Sam Houston St.		2	9
												93	A	Northwestern St.		7	6	195	H	Sam Houston St.		2	0
												93	A	Northwestern St.		5	3	195	N	Sam Houston St.		14	11
												93	A	Northwestern St.		0	4	197	A	Southeastern La.		9	7
																		197	A	Southeastern La.		0	1
																		197	A	Southeastern La.		4	2
																		210	A	Houston Baptist		0	1
																		210	A	Houston Baptist		4	6
																		210	A	Houston Baptist		6	1
																		213	H	A&M-Corpus Christi		3	6
																		213	H	A&M-Corpus Christi		6	0
																		213	H	A&M-Corpus Christi		4	2
																		232	N	Seton Hall		0	6
																		235	A	Incarnate Word		5	0
																		235	A	Incarnate Word		3	2
LAST 10 GAMES																							
																		91	N	Lamar		3	5
																		195	N	Sam Houston St.		14	11
																		92	N	Nicholls St.		1	0
																		84	N	Central Ark.		4	3
																		32	A	McNeese St.		2	8
																		195	H	Sam Houston St.		2	9
																		195	H	Sam Houston St.		2	0
																		195	H	Sam Houston St.		1	5
																		93	A	Northwestern St.		7	6
																		93	A	Northwestern St.		0	4

Non-Div. I Games:

SFA

RPI	S	Opponent	Score	
235	A	Incarnate Word	4	5
236	A	Texas Southern	13	2
236	H	Texas Southern	9	1
291	H	Prairie View	7	2
291	N	Prairie View	9	0
294	N	Grambling	3	0

SFA

Average RPI Win: 212		WON-LOST	WINNING	LAST 10	STRENGTH OF		OPP. STRENGTH	TEAM	ADJ	CONF.	ADJ CONF.
Average RPI Loss: 108		RECORD	PCT. RANK	GAMES	SCHEDULE		OF SCHEDULE	RPI	RPI	RPI	RPI
DIV. I ONLY		28-22-0	.56	101	9-1-0		180	205	137	.50053	137
DIV. I NON-CONF.		14-16-0	.46667	171	0-0-0		176	194	170	.48068	168
TOTALS		RPI 1-25	RPI 26-50		W-L RECORDS		RPI 51-100		RPI 101-150		RPI 150+
28-22-0		0-2-0	0-0-0		OVERALL		2-7-0		4-8-0		22-5-0
8-3-0		0-0-0	0-0-0		HOME		1-2-0		0-0-0		7-1-0
10-12-0		0-1-0	0-0-0		AWAY		1-2-0		1-7-0		8-2-0
10-7-0		0-1-0	0-0-0		NEUTRAL		0-3-0		3-1-0		7-2-0
14-16-0		0-2-0	0-0-0		NON-CONFERENCE		0-6-0		2-5-0		12-3-0
2-1-0		0-0-0	0-0-0		HOME		0-1-0		0-0-0		2-0-0
4-8-0		0-1-0	0-0-		AWAY		0-2-0		1-4-0		3-1-0
8-7-0		0-1-0	0-0-0		NEUTRAL		0-3-0		1-1-0		7-2-0
14-6-0		0-0-0	0-0-0		CONFERENCE		2-1-0		2-3-0		10-2-0
6-2-0		0-0-0	0-0-0		HOME		1-1-0		0-0-0		5-1-0
6-4-0		0-0-0	0-0-0		AWAY		1-0-0		0-3-0		5-1-0
2-0-0		0-0-0	0-0-0		NEUTRAL		0-0-0		2-0-0		0-0-0
RPI S	Opponent	Score	RPI S	Opponent	Score	RPI S	Opponent	Score	RPI S	Opponent	Score
17 N	Texas A&M	1 9				53 N	Grand Canyon	3 10	111 A	Loyola Marymount	1 3
23 A	Fla. Atlantic	3 4				56 A	Boston College	2 7	111 A	Loyola Marymount	5 6
						56 H	Boston College	4 5	112 A	Army West Point	7 8
						62 A	San Diego St.	0 2	112 A	Army West Point	1 3
						78 A	Lehigh	6 2	112 A	Army West Point	4 5
						78 H	Lehigh	2 4	112 N	Army West Point	3 2
						78 H	Lehigh	2 0	112 N	Army West Point	9 0
						95 N	Western Caro.	1 9	113 N	Michigan St.	3 4
						95 N	Western Caro.	4 5	119 A	UC Riverside	4 1
									120 A	Marist	4 5
									120 A	Marist	3 9
									138 N	Binghamton	11 1
									157 H	Bucknell	8 0
									157 H	Bucknell	1 5
									157 H	Bucknell	2 1
									170 N	Ball St.	4 5
									174 N	Stony Brook	4 0
									181 N	Maryland	2 3
									187 A	Charleston So.	3 6
									192 H	Providence	10 2
									218 N	Yale	7 3
									227 N	Southern Utah	5 0
									227 N	Southern Utah	5 0
									230 A	Brown	7 3
									245 A	Colgate	5 0
									245 A	Colgate	0 1
									245 A	Colgate	9 2
LAST 10 GAMES			LAST 10 GAMES			LAST 10 GAMES			LAST 10 GAMES		
			112 N	Army West Point	9 0				245 A	Colgate	9 2
			78 A	Lehigh	6 2				273 A	Holy Cross	4 3
			112 N	Army West Point	3 2				273 A	Holy Cross	11 4
			245 A	Colgate	5 0				273 A	Holy Cross	1 0
			245 A	Colgate	0 1				78 H	Lehigh	2 0

Non-Div. I Games:

Boston U.

RPI	S	Opponent	Score	
253	N	Utah Valley	11	4
259	A	Bryant	9	1
260	N	Columbia	5	1
264	A	UMass Lowell	5	1
273	A	Holy Cross	1	0
273	A	Holy Cross	4	3
273	A	Holy Cross	11	4
274	N	N.C. A&T	8	0
275	H	Lafayette	5	0
275	H	Lafayette	6	0
275	H	Lafayette	4	1
282	H	Sacred Heart	6	5

Boston U.

B
o
s
t
o
n
U
.

B
o
s
t
o
n
U
.

Average RPI Win: 209		WON-LOST	WINNING	LAST 10	STRENGTH OF		OPP. STRENGTH	TEAM	ADJ		CONF.	ADJ CONF.
Average RPI Loss: 163		RECORD	PCT. RANK	GAMES	SCHEDULE		OF SCHEDULE	RPI	RPI		RPI	RPI
DIV. I ONLY		34-15-0	.69388	33	7-3-0		248	223	130		50042	138
DIV. I NON-CONF.		19-10-0	.65517	57	2-0-0		280	209	156		.47762	173
TOTALS		RPI 1-25	RPI 26-50		W-L RECORDS		RPI 51-100		RPI 101-150		RPI 150+	
34-15-0		0-0-0	0-0-0		OVERALL		1-2-0		4-6-0		29-7-0	
14-2-0		0-0-0	0-0-0		HOME		1-0-0		0-1-0		13-1-0	
12-5-0		0-0-0	0-0-0		AWAY		0-0-0		1-3-0		11-2-0	
8-8-0		0-0-0	0-0-0		NEUTRAL		0-2-0		3-2-0		5-4-0	
19-10-0		0-0-0	0-0-0		NON-CONFERENCE		1-2-0		3-3-0		15-5-0	
5-0-0		0-0-0	0-0-0		HOME		1-0-0		0-0-0		4-0-0	
6-2-0		0-0-0	0-0-		AWAY		0-0-0		0-1-0		6-1-0	
8-8-0		0-0-0	0-0-0		NEUTRAL		0-2-0		3-2-0		5-4-0	
15-5-0		0-0-0	0-0-0		CONFERENCE		0-0-0		1-3-0		14-2-0	
9-2-0		0-0-0	0-0-0		HOME		0-0-0		0-1-0		9-1-0	
6-3-0		0-0-0	0-0-0		AWAY		0-0-0		1-2-0		5-1-0	
0-0-0		0-0-0	0-0-0		NEUTRAL		0-0-0		0-0-0		0-0-0	
RPI S	Opponent	Score	RPI S	Opponent	Score	RPI S	Opponent	Score	RPI S	Opponent	Score	
						52 N	North Dakota St.	4 8	111 N	Loyola Marymount	9 8	
						67 N	Arkansas	5 12	126 N	UC Santa Barbara	0 2	
						88 H	Syracuse	2 1	129 A	Stetson	7 8	
									130 N	Saint Joseph's	8 3	
									135 A	Maine	0 3	
									135 A	Maine	7 3	
									135 A	Maine	1 2	
									135 H	Maine	0 3	
									137 N	Boston U.	1 11	
									141 N	Massachusetts	4 2	
									162 A	Albany (NY)	10 8	
									162 A	Albany (NY)	2 10	
									162 A	Albany (NY)	10 2	
									162 H	Albany (NY)	4 6	
									174 H	Stony Brook	7 6	
									174 H	Stony Brook	12 3	
									174 H	Stony Brook	6 5	
									174 H	Stony Brook	3 2	
									176 N	UT Martin	6 5	
									176 N	UT Martin	9 2	
									178 N	Pacific	9 8	
									181 A	Maryland	9 3	
									189 N	Toledo	6 9	
									193 N	Robert Morris	15 5	
									193 N	Robert Morris	15 5	
									225 A	Buffalo	12 4	
									225 A	Buffalo	11 8	
LAST 10 GAMES												
						162 H	Albany (NY)	4 6	88 H	Syracuse	2 1	
						135 H	Maine	0 3	162 A	Albany (NY)	10 2	
						174 H	Stony Brook	7 6	162 A	Albany (NY)	2 10	
						276 H	Hartford	9 1	162 A	Albany (NY)	10 8	
						276 H	Hartford	10 2	225 A	Buffalo	12 4	

Non-Div. I Games:

Binghamton

RPI	S	Opponent	Score	
245	A	Colgate	6	7
245	A	Colgate	8	0
248	A	Central Conn. St.	15	8
248	A	Central Conn. St.	10	7
253	N	Utah Valley	4	5
255	H	UMBC	6	0
255	H	UMBC	3	2
255	H	UMBC	10	2
256	N	Wagner	1	3
256	N	Wagner	0	9
257	H	Cornell	6	5
257	H	Cornell	10	0
264	A	UMass Lowell	16	1
264	A	UMass Lowell	6	3
264	A	UMass Lowell	5	0
276	H	Hartford	9	1
276	H	Hartford	10	2
278	H	Niagara	13	0
278	H	Niagara	15	1

Binghamton

B
i
n
g
h
a
m
t
o
n

B
i
n
g
h
a
m
t
o
n

Average RPI Win:		143	WON-LOST		WINNING		LAST 10		STRENGTH OF		OPP. STRENGTH		TEAM	ADJ		CONF.	ADJ CONF.	
Average RPI Loss:		48	RECORD		PCT. RANK		GAMES		SCHEDULE		OF SCHEDULE		RPI	RPI		RPI	RPI	
DIV. I ONLY			13-35-0		.27083		262		0-10-0		34		25		145		.50035	
DIV. I NON-CONF.			13-11-0		.54167		115		0-0-0		123		119		105		.52205	
TOTALS		RPI 1-25		RPI 26-50		W-L RECORDS		RPI 51-100		RPI 101-150		RPI 150+						
13-35-0		1-15-0		0-11-0		OVERALL		3-4-0		4-3-0		5-2-0						
2-18-0		0-9-0		0-5-0		HOME		0-2-0		0-1-0		2-1-0						
3-12-0		0-6-0		0-6-0		AWAY		0-0-0		2-0-0		1-0-0						
8-5-0		1-0-0		0-0-0		NEUTRAL		3-2-0		2-2-0		2-1-0						
13-11-0		1-0-0		0-2-0		NON-CONFERENCE		3-4-0		4-3-0		5-2-0						
2-6-0		0-0-0		0-2-0		HOME		0-2-0		0-1-0		2-1-0						
3-0-0		0-0-0		0-0-		AWAY		0-0-0		2-0-0		1-0-0						
8-5-0		1-0-0		0-0-0		NEUTRAL		3-2-0		2-2-0		2-1-0						
0-24-0		0-15-0		0-9-0		CONFERENCE		0-0-0		0-0-0		0-0-0						
0-12-0		0-9-0		0-3-0		HOME		0-0-0		0-0-0		0-0-0						
0-12-0		0-6-0		0-6-0		AWAY		0-0-0		0-0-0		0-0-0						
0-0-0		0-0-0		0-0-0		NEUTRAL		0-0-0		0-0-0		0-0-0						
RPI	S	Opponent		Score		RPI	S	Opponent		Score		RPI	S	Opponent		Score		
8	H	Washington		0 9		27	A	Utah		0 9		52	H	North Dakota St.		1 9		
8	H	Washington		5 10		27	A	Utah		0 13		55	N	CSUN		3 4		
8	H	Washington		2 5		27	A	Utah		6 8		62	N	San Diego St.		4 7		
9	A	Oregon		0 8		36	H	California		1 10		64	N	San Jose St.		9 3		
9	A	Oregon		2 11		36	H	California		5 11		79	H	Cal Poly		2 10		
9	A	Oregon		0 2		36	H	California		0 1		79	N	Cal Poly		6 4		
12	N	Missouri		5 3		37	H	Long Beach St.		1 3		97	N	North Carolina St.		15 9		
15	A	UCLA		9 13		39	H	Tulsa		0 11								
15	A	UCLA		0 8		40	A	Arizona St.		1 9								
15	A	UCLA		1 2		40	A	Arizona St.		5 6								
22	H	Arizona		3 5		40	A	Arizona St.		4 10								
22	H	Arizona		0 8														
22	H	Arizona		1 6														
24	H	Oregon St.		2 3														
24	H	Oregon St.		1 15														
24	H	Oregon St.		1 9														
LAST 10 GAMES																		
						8	H	Washington		5 10		40	A	Arizona St.		1 9		
						8	H	Washington		2 5		36	H	California		5 11		
						8	H	Washington		0 9		36	H	California		0 1		
						40	A	Arizona St.		4 10		36	H	California		1 10		
						40	A	Arizona St.		5 6		27	A	Utah		0 9		

Non-Div. I Games:

Stanford

Average RPI Win:		166	WON-LOST RECORD		WINNING PCT. RANK		LAST 10 GAMES		STRENGTH OF SCHEDULE		OPP. STRENGTH OF SCHEDULE		TEAM RPI		ADJ RPI		CONF. RPI		ADJ CONF. RPI				
DIV. I ONLY			23-27-0		.46	172	3-7-0		130		70		144		.50004		140	10		10			
DIV. I NON-CONF.			15-12-0		.55556	104	0-1-0		189		45		117		.51301		114	10		10			
TOTALS		RPI 1-25		RPI 26-50			W-L RECORDS			RPI 51-100			RPI 101-150			RPI 150+							
23-27-0		0-7-0		1-1-0			OVERALL			2-10-0			5-6-0			15-3-0							
6-10-0		0-3-0		0-0-0			HOME			1-3-0			0-3-0			5-1-0							
8-8-0		0-0-0		0-1-0			AWAY			0-4-0			3-2-0			5-1-0							
9-9-0		0-4-0		1-0-0			NEUTRAL			1-3-0			2-1-0			5-1-0							
15-12-0		0-4-0		1-1-0			NON-CONFERENCE			1-5-0			2-1-0			11-1-0							
3-1-0		0-0-0		0-0-0			HOME			0-1-0			0-0-0			3-0-0							
3-2-0		0-0-0		0-0-			AWAY			0-1-0			0-0-0			3-0-0							
9-9-0		0-4-0		1-0-0			NEUTRAL			1-3-0			2-1-0			5-1-0							
8-15-0		0-3-0		0-0-0			CONFERENCE			1-5-0			3-5-0			4-2-0							
3-9-0		0-3-0		0-0-0			HOME			1-2-0			0-3-0			2-1-0							
5-6-0		0-0-0		0-0-0			AWAY			0-3-0			3-2-0			2-1-0							
0-0-0		0-0-0		0-0-0			NEUTRAL			0-0-0			0-0-0			0-0-0							
RPI	S	Opponent		Score		RPI	S	Opponent		Score		RPI	S	Opponent		Score		RPI	S	Opponent		Score	
4	N	Alabama		1	6	29	A	Cal St. Fullerton		0	2	62	H	San Diego St.		3	2	101	A	Nevada		0	4
16	N	Kentucky		6	15	34	N	Nebraska		6	3	62	H	San Diego St.		1	2	101	A	Nevada		3	2
17	N	Texas A&M		7	8							62	H	San Diego St.		4	23	101	A	Nevada		1	5
18	H	Fresno St.		1	11							64	A	San Jose St.		0	9	111	N	Loyola Marymount		6	5
18	H	Fresno St.		5	11							64	A	San Jose St.		1	4	117	A	Colorado St.		7	6
18	H	Fresno St.		2	6							64	A	San Jose St.		3	5	117	A	Colorado St.		14	3
24	N	Oregon St.		1	11							66	A	New Mexico St.		3	11	139	N	Stanford		8	4
												66	H	New Mexico St.		2	3	147	H	UNLV		3	7
												67	N	Arkansas		3	4	147	H	UNLV		6	7
												67	N	Arkansas		1	2	147	H	UNLV		12	13
												76	N	DePaul		8	6	150	N	Iowa St.		0	6
												79	N	Cal Poly		0	2	151	A	UTEP		8	2
																		151	A	UTEP		7	6
																		159	H	Utah St.		4	7
																		159	H	Utah St.		13	6
																		159	H	Utah St.		4	0
																		164	N	Idaho St.		4	2
																		164	N	Idaho St.		4	5
																		178	N	Pacific		13	5
																		198	N	San Diego		2	1
																		202	A	UC Davis		4	3
																		217	A	Boise St.		7	6
																		217	A	Boise St.		5	7
																		217	A	Boise St.		6	3
																		224	N	Bethune-Cookman		8	4
																		243	N	South Dakota		3	2
																		266	H	Northern Colo.		8	3
LAST 10 GAMES																							
64	A	San Jose St.		3	5	62	H	San Diego St.		4	23	217	A	Boise St.		5	7						
64	A	San Jose St.		0	9	66	H	New Mexico St.		2	3	217	A	Boise St.		6	3						
64	A	San Jose St.		1	4	217	A	Boise St.		5	7												
62	H	San Diego St.		3	2	217	A	Boise St.		7	6												
62	H	San Diego St.		1	2	217	A	Boise St.		6	3												

Non-Div. I Games:

New Mexico

RPI	S	Opponent	Score	
266	H	Northern Colo.	7	3
266	H	Northern Colo.	10	1

New Mexico

N
e
w
M
e
x
i
c
o

N
e
w
M
e
x
i
c
o

Average RPI Win:		182	WON-LOST RECORD		WINNING PCT. RANK		LAST 10 GAMES		STRENGTH OF SCHEDULE		OPP. STRENGTH OF SCHEDULE		TEAM RPI		ADJ RPI		CONF. RPI		ADJ CONF. RPI				
DIV. I ONLY			26-24-0		.52	134	7-3-0		153		179		141		.49951		141	21		21			
DIV. I NON-CONF.			9-16-0		.36	214	1-0-0		141		147		200		.46632		194	22		22			
TOTALS		RPI 1-25		RPI 26-50			W-L RECORDS			RPI 51-100			RPI 101-150			RPI 150+							
26-24-0		0-1-0		0-1-0			OVERALL			3-6-0			6-9-0			17-7-0							
10-2-0		0-0-0		0-0-0			HOME			1-0-0			4-2-0			5-0-0							
10-7-0		0-0-0		0-1-0			AWAY			1-3-0			0-1-0			9-2-0							
6-15-0		0-1-0		0-0-0			NEUTRAL			1-3-0			2-6-0			3-5-0							
9-16-0		0-1-0		0-1-0			NON-CONFERENCE			2-3-0			1-6-0			6-5-0							
2-0-0		0-0-0		0-0-0			HOME			1-0-0			0-0-0			1-0-0							
2-3-0		0-0-0		0-0-			AWAY			0-1-0			0-1-0			2-0-0							
5-13-0		0-1-0		0-0-0			NEUTRAL			1-2-0			1-5-0			3-5-0							
17-8-0		0-0-0		0-0-0			CONFERENCE			1-3-0			5-3-0			11-2-0							
8-2-0		0-0-0		0-0-0			HOME			0-0-0			4-2-0			4-0-0							
8-4-0		0-0-0		0-0-0			AWAY			1-2-0			0-0-0			7-2-0							
1-2-0		0-0-0		0-0-0			NEUTRAL			0-1-0			1-1-0			0-0-0							
RPI	S	Opponent		Score		RPI	S	Opponent		Score		RPI	S	Opponent		Score							
20	N	Minnesota		0	12	30	A	Ole Miss		0	1	52	N	North Dakota St.		2	4	110	H	Dayton	4	1	
												56	H	Boston College		4	2	110	H	Dayton	4	0	
												63	A	Fordham		3	5	110	H	Dayton	7	0	
												63	A	Fordham		0	4	110	N	Dayton	5	0	
												63	A	Fordham		3	2	114	N	Rutgers	0	6	
												63	N	Fordham		2	6	130	H	Saint Joseph's	2	1	
												69	N	Penn St.		3	0	130	H	Saint Joseph's	0	3	
												69	N	Penn St.		4	7	130	H	Saint Joseph's	1	7	
												96	A	Charlotte		1	7	130	N	Saint Joseph's	2	5	
																		132	N	LIU Brooklyn		1	5
																		138	N	Binghamton		2	4
																		145	N	Saint Francis (PA)		0	8
																		145	N	Saint Francis (PA)		3	0
																		145	N	Saint Francis (PA)		6	13
																		148	A	East Carolina		5	6
																		157	N	Bucknell		3	2
																		169	A	UConn		7	4
																		170	N	Ball St.		0	2
																		179	N	Youngstown St.		8	9
																		180	N	Mercer		0	8
																		181	A	Maryland		5	4
																		189	N	Toledo		4	5
																		193	N	Robert Morris		2	0
																		209	H	George Mason		4	1
																		209	H	George Mason		8	0
																		226	N	Belmont		6	0
																		226	N	Belmont		3	7

Non-Div. I Games:

Massachusetts

RPI	S	Opponent	Score
231	A	George Washington	9 1
231	A	George Washington	2 0
231	A	George Washington	4 2
231	A	George Washington	9 0
241	A	La Salle	11 2
241	A	La Salle	8 10
246	A	St. Bonaventure	5 4
246	A	St. Bonaventure	6 1
246	A	St. Bonaventure	2 5
259	H	Bryant	8 1
280	H	Rhode Island	7 2
280	H	Rhode Island	3 0

Massachusetts

Average RPI Win:		207	WON-LOST RECORD		WINNING PCT. RANK	LAST 10 GAMES		STRENGTH OF SCHEDULE		OPP. STRENGTH OF SCHEDULE	TEAM RPI	ADJ RPI	CONF. RPI	ADJ CONF. RPI
Average RPI Loss:		143												
DIV. I ONLY			27-15-0		.64286	56		5-5-0		246	167	135	.49925	142
DIV. I NON-CONF.			12-10-0		.54545	113		0-0-0		266	94	178	.47313	180
TOTALS		RPI 1-25	RPI 26-50		W-L RECORDS		RPI 51-100		RPI 101-150		RPI 150+			
27-15-0		0-2-0	2-3-0		OVERALL		0-0-0		2-3-0		23-7-0			
8-4-0		0-0-0	0-0-0		HOME		0-0-0		1-1-0		7-3-0			
13-7-0		0-2-0	2-2-0		AWAY		0-0-0		1-2-0		10-1-0			
6-4-0		0-0-0	0-1-0		NEUTRAL		0-0-0		0-0-0		6-3-0			
12-10-0		0-2-0	2-3-0		NON-CONFERENCE		0-0-0		1-0-0		9-5-0			
1-1-0		0-0-0	0-0-0		HOME		0-0-0		0-0-0		1-1-0			
5-5-0		0-2-0	2-0-		AWAY		0-0-0		1-0-0		2-1-0			
6-4-0		0-0-0	0-1-0		NEUTRAL		0-0-0		0-0-0		6-3-0			
15-5-0		0-0-0	0-0-0		CONFERENCE		0-0-0		1-3-0		14-2-0			
7-3-0		0-0-0	0-0-0		HOME		0-0-0		1-1-0		6-2-0			
8-2-0		0-0-0	0-0-0		AWAY		0-0-0		0-2-0		8-0-0			
0-0-0		0-0-0	0-0-0		NEUTRAL		0-0-0		0-0-0		0-0-0			
RPI	S	Opponent	Score		RPI	S	Opponent	Score		RPI	S	Opponent	Score	
3	A	Oklahoma	0	9	31	A	Oklahoma St.	0	8	122	A	Harvard	3	4
3	A	Oklahoma	0	7	31	A	Oklahoma St.	5	2	122	A	Harvard	5	6
					44	A	South Ala.	12	7	122	H	Harvard	7	6
					44	A	South Ala.	0	8	122	H	Harvard	5	8
					48	N	Wichita St.	1	6	139	A	Stanford	4	1
										178	N	Pacific	2	1
										178	N	Pacific	3	1
										190	A	Princeton	12	9
										190	A	Princeton	5	4
										199	H	Penn	4	1
										199	H	Penn	12	1
										202	A	UC Davis	2	0
										202	A	UC Davis	1	6
										218	H	Yale	0	1
										218	H	Yale	2	4
										218	H	Yale	4	0
										218	H	Yale	6	1
										228	N	CSU Bakersfield	6	3
										230	A	Brown	2	1
										230	A	Brown	4	1
										230	A	Brown	7	2
										230	A	Brown	4	2
										244	N	Bowling Green	1	6
										244	N	Bowling Green	1	5
										257	A	Cornell	12	4
										257	A	Cornell	16	3
										260	H	Columbia	7	0
LAST 10 GAMES														
					122	H	Harvard	7	6	218	H	Yale	0	1
					122	H	Harvard	5	8	218	H	Yale	4	0
					122	A	Harvard	3	4	218	H	Yale	2	4
					122	A	Harvard	5	6	230	A	Brown	2	1
					218	H	Yale	6	1	230	A	Brown	4	2

Non-Div. I Games:

Dartmouth

Dartmouth

Average RPI Win:		171	WON-LOST RECORD		WINNING PCT. RANK	LAST 10 GAMES	STRENGTH OF SCHEDULE		OPP. STRENGTH OF SCHEDULE	TEAM RPI	ADJ RPI	CONF. RPI	ADJ CONF. RPI				
Average RPI Loss:		111															
DIV. I ONLY			30-29-0		.50847	146	3-7-0		158	119	142	.49802	143	13	13		
DIV. I NON-CONF.			21-16-0		.56757	101	0-0-0		211	132	130	.50042	130	13	13		
TOTALS		RPI 1-25		RPI 26-50		W-L RECORDS		RPI 51-100		RPI 101-150		RPI 150+					
30-29-0		0-3-0		0-4-0		OVERALL		5-5-0		6-8-0		19-9-0					
14-10-0		0-1-0		0-0-0		HOME		0-1-0		6-2-0		8-6-0					
5-9-0		0-1-0		0-4-0		AWAY		4-1-0		0-3-0		1-0-0					
11-10-0		0-1-0		0-0-0		NEUTRAL		1-3-0		0-3-0		10-3-0					
21-16-0		0-3-0		0-1-0		NON-CONFERENCE		2-4-0		4-3-0		15-5-0					
9-6-0		0-1-0		0-0-0		HOME		0-1-0		4-1-0		5-3-0					
3-2-0		0-1-0		0-0-		AWAY		2-0-0		0-0-0		1-0-0					
9-8-0		0-1-0		0-0-0		NEUTRAL		0-3-0		0-2-0		9-2-0					
9-13-0		0-0-0		0-3-0		CONFERENCE		3-1-0		2-5-0		4-4-0					
5-4-0		0-0-0		0-0-0		HOME		0-0-0		2-1-0		3-3-0					
2-7-0		0-0-0		0-3-0		AWAY		2-1-0		0-3-0		0-0-0					
2-2-0		0-0-0		0-0-0		NEUTRAL		1-0-0		0-1-0		1-1-0					
RPI	S	Opponent		Score		RPI	S	Opponent		Score		RPI	S	Opponent		Score	
16	H	Kentucky		2	6	38	A	Mississippi St.		0	4	58	A	Col. of Charleston		2	1
19	N	Georgia		4	10	50	A	Samford		0	10	60	H	Georgia St.		0	11
21	A	South Fla.		0	9	50	A	Samford		4	5	61	N	Longwood		6	7
						50	A	Samford		6	7	65	A	UAB		3	0
												84	N	Central Ark.		3	10
												93	N	Northwestern St.		5	6
												95	A	Western Caro.		12	2
												95	A	Western Caro.		4	3
												95	A	Western Caro.		0	3
												95	N	Western Caro.		11	3
		</															

Non-Div. I Games:

Chattanooga

Chattanooga

Average RPI Win:		136	WON-LOST RECORD		WINNING PCT. RANK		LAST 10 GAMES		STRENGTH OF SCHEDULE		OPP. STRENGTH OF SCHEDULE		TEAM RPI		ADJ RPI		CONF. RPI		ADJ CONF. RPI	
DIV. I ONLY			18-33-0		.35294 231		5-5-0		46		86		140		.49625 144		4		4	
DIV. I NON-CONF.			11-19-0		.36667 211		1-1-0		49		160		147		.48948 150		5		5	
TOTALS		RPI 1-25		RPI 26-50		W-L RECORDS		RPI 51-100		RPI 101-150		RPI 150+								
18-33-0		0-2-0		2-12-0		OVERALL		5-9-0		1-5-0		10-5-0								
5-12-0		0-2-0		2-7-0		HOME		1-2-0		0-0-0		2-1-0								
7-14-0		0-0-0		0-3-0		AWAY		3-5-0		1-4-0		3-2-0								
6-7-0		0-0-0		0-2-0		NEUTRAL		1-2-0		0-1-0		5-2-0								
11-19-0		0-2-0		0-2-0		NON-CONFERENCE		2-6-0		1-5-0		8-4-0								
2-3-0		0-2-0		0-0-0		HOME		0-0-0		0-0-0		2-1-0								
3-9-0		0-0-0		0-0-		AWAY		1-4-0		1-4-0		1-1-0								
6-7-0		0-0-0		0-2-0		NEUTRAL		1-2-0		0-1-0		5-2-0								
7-14-0		0-0-0		2-10-0		CONFERENCE		3-3-0		0-0-0		2-1-0								
3-9-0		0-0-0		2-7-0		HOME		1-2-0		0-0-0		0-0-0								
4-5-0		0-0-0		0-3-0		AWAY		2-1-0		0-0-0		2-1-0								
0-0-0		0-0-0		0-0-0		NEUTRAL		0-0-0		0-0-0		0-0-0								
RPI	S	Opponent		Score		RPI	S	Opponent		Score		RPI	S	Opponent		Score				
7	H	James Madison		0	1	26	H	Notre Dame		3	16	54	A	USC Upstate		1	11			
7	H	James Madison		0	2	26	H	Notre Dame		2	9	61	A	Longwood		6	3			
						26	H	Notre Dame		3	7	61	A	Longwood		1	7			
						35	H	North Carolina		8	10	64	N	San Jose St.		1	10			
						35	H	North Carolina		7	1	70	A	Towson		3	6			
						35	H	North Carolina		3	2	70	A	Towson		2	10			
						39	N	Tulsa		3	4	80	N	Ohio		2	3			
						43	A	Virginia Tech		0	15	80	N	Ohio		8	7			
						43	A	Virginia Tech		1	2	87	A	Pittsburgh		8	5			
						43	A	Virginia Tech		7	10	87	A	Pittsburgh		3	11			
						45	N	Northwestern		4	22	87	A	Pittsburgh		4	2			
						46	H	Louisville		1	2	88	H	Syracuse		4	8			
						46	H	Louisville		0	2	88	H	Syracuse		8	10			
						46	H	Louisville		2	7	88	H	Syracuse		5	3			
						LAST 10 GAMES														
						43 A Virginia Tech 0 15						173 A Georgia Tech 13 1								
						43 A Virginia Tech 7 10						153 H Liberty 0 1								
						43 A Virginia Tech 1 2						153 H Liberty 9 7								
						173 A Georgia Tech 6 8						35 H North Carolina 3 2								
						173 A Georgia Tech 6 0						35 H North Carolina 7 1								
												262 N North Dakota 6 10								

Non-Div. I Games:

Virginia

Average RPI Win: 217		WON-LOST	WINNING	LAST 10	STRENGTH OF		OPP. STRENGTH	TEAM	ADJ	CONF.	ADJ CONF.
Average RPI Loss: 105		RECORD	PCT. RANK	GAMES	SCHEDULE		OF SCHEDULE	RPI	RPI	RPI	RPI
DIV. I ONLY		34-24-0	.58621	90	5-5-0		221	186	146	.49576	145
DIV. I NON-CONF.		18-19-0	.48649	157	0-1-0		135	117	131	.49965	133
TOTALS		RPI 1-25	RPI 26-50		W-L RECORDS		RPI 51-100		RPI 101-150		RPI 150+
34-24-0		0-3-0	0-2-0		OVERALL		1-9-0		7-4-0		26-6-0
13-2-0		0-0-0	0-0-0		HOME		0-0-0		0-0-0		13-2-0
10-15-0		0-1-0	0-2-0		AWAY		1-7-0		3-3-0		6-2-0
11-7-0		0-2-0	0-0-0		NEUTRAL		0-2-0		4-1-0		7-2-0
18-19-0		0-3-0	0-2-0		NON-CONFERENCE		1-9-0		6-2-0		11-3-0
6-1-0		0-0-0	0-0-0		HOME		0-0-0		0-0-0		6-1-0
4-12-0		0-1-0	0-0-		AWAY		1-7-0		2-1-0		1-1-0
8-6-0		0-2-0	0-0-0		NEUTRAL		0-2-0		4-1-0		4-1-0
16-5-0		0-0-0	0-0-0		CONFERENCE		0-0-0		1-2-0		15-3-0
7-1-0		0-0-0	0-0-0		HOME		0-0-0		0-0-0		7-1-0
6-3-0		0-0-0	0-0-0		AWAY		0-0-0		1-2-0		5-1-0
3-1-0		0-0-0	0-0-0		NEUTRAL		0-0-0		0-0-0		3-1-0
RPI S	Opponent	Score	RPI S	Opponent	Score	RPI S	Opponent	Score	RPI S	Opponent	Score
7 N	James Madison	0 5	40 A	Arizona St.	3 11	53 A	Grand Canyon	7 10	108 A	UNCW	11 0
20 N	Minnesota	2 9	40 A	Arizona St.	9 12	53 A	Grand Canyon	0 4	112 N	Army West Point	8 5
22 A	Arizona	4 6				69 A	Penn St.	0 6	112 N	Army West Point	10 2
						69 A	Penn St.	2 4	132 A	LIU Brooklyn	1 5
						87 A	Pittsburgh	5 7	132 A	LIU Brooklyn	4 5
						87 A	Pittsburgh	1 6	132 A	LIU Brooklyn	6 0
						94 A	Marshall	2 9	141 N	Massachusetts	8 0
						94 A	Marshall	4 0	141 N	Massachusetts	13 6
						98 N	Eastern Ky.	3 4	141 N	Massachusetts	0 3
						98 N	Eastern Ky.	4 6	148 A	East Carolina	7 2
									148 A	East Carolina	5 8
									151 N	UTEP	12 1
									157 H	Bucknell	3 9
									157 H	Bucknell	8 1
									157 N	Bucknell	3 5
									181 A	Maryland	3 6
									181 A	Maryland	7 3
									193 A	Robert Morris	9 0
									193 A	Robert Morris	2 6
									193 N	Robert Morris	4 5
									193 N	Robert Morris	7 0
									247 N	Canisius	9 1
									248 H	Central Conn. St.	4 5
									248 H	Central Conn. St.	8 0
									256 A	Wagner	7 1
									256 A	Wagner	10 2
									257 H	Cornell	12 4
			LAST 10 GAMES								
			193 N	Robert Morris	4 5	248 H	Central Conn. St.	4 5			
			132 A	LIU Brooklyn	4 5	248 H	Central Conn. St.	8 0			
			193 N	Robert Morris	7 0	193 A	Robert Morris	2 6			
			283 H	Fairleigh Dickinson	6 4	193 A	Robert Morris	9 0			
			283 H	Fairleigh Dickinson	4 1	69 A	Penn St.	0 6			

Non-Div. I Games:

Saint Francis (PA)

RPI	S	Opponent	Score	
257	H	Cornell	9	7
257	H	Cornell	12	4
257	N	Cornell	13	0
257	N	Cornell	5	4
258	H	Mt. St. Mary's	9	8
258	H	Mt. St. Mary's	8	0
258	N	Mt. St. Mary's	10	1
258	N	Mt. St. Mary's	10	2
259	H	Bryant	10	1
259	H	Bryant	14	4
275	H	Lafayette	9	1
275	H	Lafayette	7	0
282	A	Sacred Heart	11	2
282	A	Sacred Heart	6	1
283	H	Fairleigh Dickinson	6	4
283	H	Fairleigh Dickinson	4	1

Saint Francis (PA) (PA)

Average RPI Win: 169		WON-LOST	WINNING	LAST 10	STRENGTH OF		OPP. STRENGTH	TEAM	ADJ	CONF.	ADJ CONF.
Average RPI Loss: 104		RECORD	PCT. RANK	GAMES	SCHEDULE		OF SCHEDULE	RPI	RPI	RPI	RPI
DIV. I ONLY		20-29-0	.40816	204	3-7-0		74	129	148	.49555	146
DIV. I NON-CONF.		14-17-0	.45161	180	2-0-0		102	180	135	.49975	132
TOTALS		RPI 1-25	RPI 26-50		W-L RECORDS		RPI 51-100		RPI 101-150		RPI 150+
20-29-0		0-3-0	0-3-0		OVERALL		2-9-0		8-8-0		10-6-0
6-7-0		0-1-0	0-1-0		HOME		1-2-0		3-3-0		2-0-0
3-10-0		0-2-0	0-0-0		AWAY		0-6-0		2-1-0		1-1-0
11-12-0		0-0-0	0-2-0		NEUTRAL		1-1-0		3-4-0		7-5-0
14-17-0		0-3-0	0-3-0		NON-CONFERENCE		1-1-0		3-4-0		10-6-0
2-2-0		0-1-0	0-1-0		HOME		0-0-0		0-0-0		2-0-0
1-3-0		0-2-0	0-0-		AWAY		0-0-0		0-0-0		1-1-0
11-12-0		0-0-0	0-2-0		NEUTRAL		1-1-0		3-4-0		7-5-0
6-12-0		0-0-0	0-0-0		CONFERENCE		1-8-0		5-4-0		0-0-0
4-5-0		0-0-0	0-0-0		HOME		1-2-0		3-3-0		0-0-0
2-7-0		0-0-0	0-0-0		AWAY		0-6-0		2-1-0		0-0-0
0-0-0		0-0-0	0-0-0		NEUTRAL		0-0-0		0-0-0		0-0-0
RPI S	Opponent	Score	RPI S	Opponent	Score	RPI S	Opponent	Score	RPI S	Opponent	Score
11 A	LSU	0 9	26 N	Notre Dame	3 7	54 H	USC Upstate	0 7	105 N	Ga. Southern	0 2
14 H	Tennessee	4 9	33 H	UCF	2 7	54 H	USC Upstate	1 2	109 N	Southern Ill.	0 4
21 A	South Fla.	1 12	42 N	Ohio St.	1 2	54 H	USC Upstate	4 3	116 N	Villanova	8 1
						63 N	Fordham	0 3	118 H	Lipscomb	0 16
						69 N	Penn St.	2 1	118 H	Lipscomb	6 5
						99 A	FGCU	4 5	118 H	Lipscomb	4 1
						99 A	FGCU	2 3	120 N	Marist	3 4
						99 A	FGCU	0 6	121 A	Kennesaw St.	3 2
						100 A	Jacksonville	15 16	121 A	Kennesaw St.	12 4
						100 A	Jacksonville	0 4	121 A	Kennesaw St.	1 5
						100 A	Jacksonville	8 9	129 H	Stetson	3 8
									129 H	Stetson	0 8
									129 H	Stetson	6 4
									132 N	LIU Brooklyn	5 4
									135 N	Maine	3 2
									148 N	East Carolina	4 8
									169 N	UConn	0 3
									169 N	UConn	0 4
									178 N	Pacific	0 5
									192 N	Providence	0 3
									199 N	Penn	2 3
									204 N	Manhattan	4 0
									207 N	Middle Tenn.	7 6
									214 N	Winthrop	9 8
									221 N	Fairfield	4 1
									223 A	Florida A&M	1 6
									223 A	Florida A&M	7 4
			LAST 10 GAMES			99 A	FGCU	4 5			
						54 H	USC Upstate	4 3	224 H	Bethune-Cookman	5 1
						54 H	USC Upstate	0 7	224 H	Bethune-Cookman	11 3
						54 H	USC Upstate	1 2	100 A	Jacksonville	8 9
						99 A	FGCU	2 3	100 A	Jacksonville	0 4
						99 A	FGCU	0 6			

Non-Div. I Games:

North Florida

RPI	S	Opponent	Score	
224	H	Bethune-Cookman	5	1
224	H	Bethune-Cookman	11	3
241	N	La Salle	9	1
243	N	South Dakota	6	4
259	N	Bryant	8	7

North Florida

UNLV

Average RPI Win: 144		WON-LOST	WINNING	LAST 10	STRENGTH OF		OPP. STRENGTH	TEAM	ADJ	CONF.	ADJ CONF.
Average RPI Loss: 93		RECORD	PCT. RANK	GAMES	SCHEDULE		OF SCHEDULE	RPI	RPI	RPI	RPI
DIV. I ONLY		24-31-0	.43636	182	3-7-0		120	68	152	.49401	147
DIV. I NON-CONF.		16-15-0	.51613	138	0-2-0		172	47	124	.50574	125
TOTALS		RPI 1-25	RPI 26-50		W-L RECORDS		RPI 51-100		RPI 101-150		RPI 150+
24-31-0		1-5-0	0-5-0		OVERALL		8-7-0		6-6-0		9-8-0
16-17-0		0-2-0	0-2-0		HOME		6-2-0		2-5-0		8-6-0
5-9-0		1-3-0	0-0-0		AWAY		0-3-0		3-0-0		1-2-0
3-5-0		0-0-0	0-3-0		NEUTRAL		2-2-0		1-0-0		0-0-0
16-15-0		0-3-0	0-5-0		NON-CONFERENCE		6-3-0		2-1-0		8-3-0
13-8-0		0-2-0	0-2-0		HOME		4-1-0		1-0-0		8-3-0
0-2-0		0-1-0	0-0-		AWAY		0-0-0		0-1-0		0-0-0
3-5-0		0-0-0	0-3-0		NEUTRAL		2-2-0		1-0-0		0-0-0
8-16-0		1-2-0	0-0-0		CONFERENCE		2-4-0		4-5-0		1-5-0
3-9-0		0-0-0	0-0-0		HOME		2-1-0		1-5-0		0-3-0
5-7-0		1-2-0	0-0-0		AWAY		0-3-0		3-0-0		1-2-0
0-0-0		0-0-0	0-0-0		NEUTRAL		0-0-0		0-0-0		0-0-0
RPI S	Opponent	Score	RPI S	Opponent	Score	RPI S	Opponent	Score	RPI S	Opponent	Score
8 H	Washington	0 9	31 H	Oklahoma St.	1 4	53 N	Grand Canyon	0 8	101 H	Nevada	13 14
18 A	Fresno St.	10 7	31 H	Oklahoma St.	6 11	62 H	San Diego St.	7 2	101 H	Nevada	0 6
18 A	Fresno St.	1 4	34 N	Nebraska	1 6	62 H	San Diego St.	4 2	101 H	Nevada	5 3
18 A	Fresno St.	2 6	49 N	Kansas	2 4	62 H	San Diego St.	2 6	111 N	Loyola Marymount	12 7
21 A	South Fla.	1 9	49 N	Kansas	3 7	64 A	San Jose St.	3 11	117 H	Colorado St.	0 7
23 H	Fla. Atlantic	1 3				64 A	San Jose St.	1 9	117 H	Colorado St.	2 4
						64 A	San Jose St.	3 6	117 H	Colorado St.	4 8
						67 N	Arkansas	11 4	119 A	UC Riverside	3 4
						71 H	Texas Tech	3 7	128 H	Drake	5 3
						76 H	DePaul	11 6	140 A	New Mexico	7 3
						82 H	Wisconsin	3 0	140 A	New Mexico	13 12
						82 N	Wisconsin	3 6	140 A	New Mexico	7 6
						82 N	Wisconsin	14 3	151 H	UTEP	0 6
						88 H	Syracuse	6 1	159 H	Utah St.	3 7
						91 H	Lamar	3 2	159 H	Utah St.	4 7
									159 H	Utah St.	0 7
									185 H	St. Mary's (CA)	3 4
									193 H	Robert Morris	8 3
									202 H	UC Davis	3 2
									217 A	Boise St.	8 2
									217 A	Boise St.	1 6
									217 A	Boise St.	0 10
									222 H	Valparaiso	8 5
									227 H	Southern Utah	7 10
									227 H	Southern Utah	6 1
									243 H	South Dakota	7 3
									252 H	Portland St.	7 0
LAST 10 GAMES			LAST 10 GAMES			LAST 10 GAMES			LAST 10 GAMES		
18 A	Fresno St.	10 7	117 H	Colorado St.	2 4	117 H	Colorado St.	2 4	222 H	Valparaiso	8 5
18 A	Fresno St.	2 6	31 H	Oklahoma St.	6 11	31 H	Oklahoma St.	6 11	227 H	Southern Utah	7 10
18 A	Fresno St.	1 4	31 H	Oklahoma St.	1 4	31 H	Oklahoma St.	1 4	227 H	Southern Utah	6 1
117 H	Colorado St.	0 7	140 A	New Mexico	7 3	140 A	New Mexico	7 3	243 H	South Dakota	7 3
117 H	Colorado St.	4 8	140 A	New Mexico	7 6	140 A	New Mexico	7 6	252 H	Portland St.	7 0

Non-Div. I Games:

UNLV

RPI	S	Opponent	Score	
253	H	Utah Valley	11	1
263	H	Santa Clara	20	1

UNLV

U
N
L
V

U
N
L
V

Average RPI Win:		172	WON-LOST RECORD		WINNING PCT. RANK	LAST 10 GAMES	STRENGTH OF SCHEDULE		OPP. STRENGTH OF SCHEDULE	TEAM RPI	ADJ RPI	CONF. RPI	ADJ CONF. RPI		
Average RPI Loss:		91													
DIV. I ONLY			23-31-0		.42593	188	3-7-0		97	109	149	.49298	148	7	6
DIV. I NON-CONF.			18-17-0		.51429	143	0-1-0		136	205	128	.50087	129	6	6
TOTALS		RPI 1-25	RPI 26-50		W-L RECORDS		RPI 51-100		RPI 101-150		RPI 150+				
23-31-0		0-3-0	1-9-0		OVERALL		3-5-0		6-5-0		13-9-0				
7-11-0		0-3-0	0-0-0		HOME		2-3-0		2-2-0		3-3-0				
3-14-0		0-0-0	1-7-0		AWAY		1-1-0		0-1-0		1-5-0				
13-6-0		0-0-0	0-2-0		NEUTRAL		0-1-0		4-2-0		9-1-0				
18-17-0		0-0-0	0-3-0		NON-CONFERENCE		1-4-0		6-5-0		11-5-0				
4-5-0		0-0-0	0-0-0		HOME		0-2-0		2-2-0		2-1-0				
1-6-0		0-0-0	0-0-0		AWAY		1-1-0		0-1-0		0-3-0				
13-6-0		0-0-0	0-2-0		NEUTRAL		0-1-0		4-2-0		9-1-0				
5-14-0		0-3-0	1-6-0		CONFERENCE		2-1-0		0-0-0		2-4-0				
3-6-0		0-3-0	0-0-0		HOME		2-1-0		0-0-0		1-2-0				
2-8-0		0-0-0	1-6-0		AWAY		0-0-0		0-0-0		1-2-0				
0-0-0		0-0-0	0-0-0		NEUTRAL		0-0-0		0-0-0		0-0-0				
RPI	S	Opponent	Score	RPI	S	Opponent	Score	RPI	S	Opponent	Score	RPI	S	Opponent	Score
21	H	South Fla.	1 3	26	N	Notre Dame	0 8	61	H	Longwood	2 6	101	N	Nevada	1 2
21	H	South Fla.	0 8	33	A	UCF	2 1	61	H	Longwood	2 8	104	A	FIU	3 7
21	H	South Fla.	3 11	33	A	UCF	0 8	66	N	New Mexico St.	3 7	108	H	UNCW	3 4
				33	A	UCF	0 5	89	H	Houston	2 0	109	N	Southern Ill.	1 0
				39	A	Tulsa	3 11	89	H	Houston	7 6	116	N	Villanova	3 7
				39	A	Tulsa	0 2	89	H	Houston	0 9	119	N	UC Riverside	6 2
				39	A	Tulsa	3 12	96	A	Charlotte	0 5	141	H	Massachusetts	6 5
				39	A	Tulsa	0 8	97	A	North Carolina St.	7 4	144	N	Virginia	9 1
				40	A	Arizona St.	1 9					145	H	Saint Francis (PA)	8 5
				47	N	Illinois	0 11					145	H	Saint Francis (PA)	2 7
												146	N	North Florida	8 4
												152	H	Memphis	0 1
												152	H	Memphis	8 7
												152	H	Memphis	2 4
												156	A	Radford	1 6
												156	A	Radford	4 9
												157	H	Bucknell	8 3
												157	H	Bucknell	1 6
												157	H	Bucknell	1 0
												160	N	Central Mich.	0 6
												169	A	UConn	2 0
												169	A	UConn	5 8
												169	A	UConn	7 15
												195	N	Sam Houston St.	6 5
												206	A	Campbell	2 3
												218	N	Yale	7 2
												233	N	Seattle	6 0
				LAST 10 GAMES											
				39	A	Tulsa	0 2	89	H	Houston	7 6				
				33	A	UCF	0 5	89	H	Houston	0 9				
				33	A	UCF	0 8	108	H	UNCW	3 4				
				33	A	UCF	2 1	169	A	UConn	7 15				
				89	H	Houston	2 0	169	A	UConn	5 8				

Non-Div. I Games:

East Carolina

RPI	S	Opponent	Score	
244	N	Bowling Green	2	0
250	N	Detroit	11	0
259	N	Bryant	1	0
267	N	Northern Ky.	4	3
271	N	Morgan St.	5	3
279	N	IPFW	5	1

East Carolina

E
a
s
t
C
a
r
o
l
i
n
a

E
a
s
t
C
a
r
o
l
i
n
a

Average RPI Win: 147		WON-LOST RECORD		WINNING PCT. RANK		LAST 10 GAMES		STRENGTH OF SCHEDULE		OPP. STRENGTH OF SCHEDULE		TEAM RPI		ADJ RPI		CONF. RPI		ADJ CONF. RPI	
DIV. I ONLY		20-33-0		.37736 219		4-6-0		72		84		156		.49225 149		12		12	
DIV. I NON-CONF.		9-19-0		.32143 224		1-1-0		85		79		173		.47906 171		11		11	
TOTALS		RPI 1-25		RPI 26-50		W-L RECORDS		RPI 51-100		RPI 101-150		RPI 150+							
20-33-0		0-4-0		0-8-0		OVERALL		7-12-0		3-3-0		10-6-0							
11-12-0		0-4-0		0-3-0		HOME		1-2-0		2-0-0		8-3-0							
6-12-0		0-0-0		0-4-0		AWAY		5-4-0		0-0-0		1-3-0							
3-9-0		0-0-0		0-1-0		NEUTRAL		1-5-0		1-3-0		1-0-0							
9-19-0		0-1-0		0-8-0		NON-CONFERENCE		1-5-0		3-3-0		5-2-0							
6-5-0		0-1-0		0-3-0		HOME		0-0-0		2-0-0		4-1-0							
0-6-0		0-0-0		0-0-		AWAY		0-1-0		0-0-0		0-1-0							
3-8-0		0-0-0		0-1-0		NEUTRAL		1-4-0		1-3-0		1-0-0							
11-14-0		0-3-0		0-0-0		CONFERENCE		6-7-0		0-0-0		5-4-0							
5-7-0		0-3-0		0-0-0		HOME		1-2-0		0-0-0		4-2-0							
6-6-0		0-0-0		0-0-0		AWAY		5-4-0		0-0-0		1-2-0							
0-1-0		0-0-0		0-0-0		NEUTRAL		0-1-0		0-0-0		0-0-0							
RPI S	Opponent	Score		RPI S	Opponent	Score		RPI S	Opponent	Score		RPI S	Opponent	Score					
13 H	Baylor	5	6	28 A	Texas	2	3	62 N	San Diego St.	0	2	136 N	SFA	1	3				
23 H	Fla. Atlantic	1	7	28 H	Texas	2	3	62 N	San Diego St.	3	2	136 N	SFA	3	7				
23 H	Fla. Atlantic	0	4	29 A	Cal St. Fullerton	1	13	65 A	UAB	3	1	136 N	SFA	10	2				
23 H	Fla. Atlantic	2	3	30 A	Ole Miss	1	9	65 A	UAB	1	4	136 N	SFA	3	4				
				30 A	Ole Miss	0	8	65 A	UAB	2	0	144 H	Virginia	5	4				
				32 N	McNeese St.	6	11	71 A	Texas Tech	4	6	144 H	Virginia	5	4				
				39 H	Tulsa	0	6	74 N	Weber St.	1	2	151 A	UTEP	2	9				
				39 H	Tulsa	1	10	77 H	Southern Miss.	1	6	151 A	UTEP	3	5				
								77 H	Southern Miss.	1	3	151 A	UTEP	10	5				
								77 H	Southern Miss.	7	4	155 H	North Texas	8	6				
								80 N	Ohio	5	8	155 H	North Texas	5	1				
								83 N	UNI	1	7	155 H	North Texas	3	2				
								90 A	Louisiana Tech	2	3	195 H	Sam Houston St.	10	3				
								90 A	Louisiana Tech	0	4	195 H	Sam Houston St.	1	0				
								90 A	Louisiana Tech	3	1	207 H	Middle Tenn.	0	18				
								94 N	Marshall	0	1	207 H	Middle Tenn.	7	1				
								96 A	Charlotte	2	1	207 H	Middle Tenn.	5	7				
								96 A	Charlotte	12	0	213 A	A&M-Corpus Christi	0	2				
								96 A	Charlotte	1	7	213 H	A&M-Corpus Christi	6	8				
												235 H	Incarnate Word	6	3				
												247 N	Canisius	3	2				
												262 H	North Dakota	8	1				
				LAST 10 GAMES															
				94 N	Marshall	0	1	65 A	UAB	1	4								
				23 H	Fla. Atlantic	0	4	65 A	UAB	2	0								
				23 H	Fla. Atlantic	1	7	213 H	A&M-Corpus Christi	6	8								
				23 H	Fla. Atlantic	2	3	235 H	Incarnate Word	6	3								
				65 A	UAB	3	1	90 A	Louisiana Tech	3	1								

Non-Div. I Games:

UTSA

Average RPI Win:		169	WON-LOST		WINNING		LAST 10		STRENGTH OF		OPP. STRENGTH		TEAM		ADJ		CONF.		ADJ CONF.		
Average RPI Loss:		74	RECORD		PCT. RANK		GAMES		SCHEDULE		OF SCHEDULE		RPI		RPI		RPI		RPI		
DIV. I ONLY			20-35-0		.36364		225		1-9-0		71		63		158		.49115		150		
DIV. I NON-CONF.			19-18-0		.51351		145		1-0-0		174		164		141		.49572		141		
TOTALS		RPI 1-25		RPI 26-50		W-L RECORDS		RPI 51-100		RPI 101-150		RPI 150+									
20-35-0		0-7-0		0-11-0		OVERALL		4-9-0		3-1-0		13-7-0									
11-12-0		0-6-0		0-3-0		HOME		1-1-0		1-0-0		9-2-0									
2-17-0		0-0-0		0-7-0		AWAY		2-5-0		0-1-0		0-4-0									
7-6-0		0-1-0		0-1-0		NEUTRAL		1-3-0		2-0-0		4-1-0									
19-18-0		0-1-0		0-2-0		NON-CONFERENCE		3-7-0		3-1-0		13-7-0									
11-3-0		0-0-0		0-0-0		HOME		1-1-0		1-0-0		9-2-0									
1-9-0		0-0-0		0-0-		AWAY		1-3-0		0-1-0		0-4-0									
7-6-0		0-1-0		0-1-0		NEUTRAL		1-3-0		2-0-0		4-1-0									
1-17-0		0-6-0		0-9-0		CONFERENCE		1-2-0		0-0-0		0-0-0									
0-9-0		0-6-0		0-3-0		HOME		0-0-0		0-0-0		0-0-0									
1-8-0		0-0-0		0-6-0		AWAY		1-2-0		0-0-0		0-0-0									
0-0-0		0-0-0		0-0-0		NEUTRAL		0-0-0		0-0-0		0-0-0									
RPI	S	Opponent		Score		RPI	S	Opponent		Score		RPI	S	Opponent		Score					
3	H	Oklahoma		1 8		28	H	Texas		2 15		52	H	North Dakota St.		1 4		126	N	UC Santa Barbara	
3	H	Oklahoma		1 12		28	H	Texas		0 10		52	H	North Dakota St.		7 2		128	A	Drake	
3	H	Oklahoma		2 4		28	H	Texas		3 14		56	N	Boston College		1 10		128	H	Drake	
13	H	Baylor		6 17		29	N	Cal St. Fullerton		1 2		63	N	Fordham		11 3		140	N	New Mexico	
13	H	Baylor		4 16		31	A	Oklahoma St.		10 12		63	N	Fordham		2 5		164	N	Idaho St.	
13	H	Baylor		0 17		31	A	Oklahoma St.		2 10		71	A	Texas Tech		3 5		166	H	Eastern Ill.	
15	N	UCLA		1 7		31	A	Oklahoma St.		2 10		71	A	Texas Tech		8 6		166	H	Eastern Ill.	
						37	A	Long Beach St.		4 5		71	A	Texas Tech		5 13		170	N	Ball St.	
						49	A	Kansas		0 8		83	A	UNI		2 3		170	N	Ball St.	
						49	A	Kansas		5 11		86	N	Purdue		0 1		171	H	Omaha	
						49	A	Kansas		1 11		89	A	Houston		3 4		177	A	Creighton	
												99	A	FGCU		8 3		180	A	Mercer	
												99	A	FGCU		4 5		180	A	Mercer	
																		186	H	Iowa	
																		189	N	Toledo	
																		200	H	Indiana St.	
																		202	A	UC Davis	
																		237	H	IUPUI	
																		237	H	IUPUI	
																		243	H	South Dakota	
																		243	H	South Dakota	
																		243	N	South Dakota	
																		262	H	North Dakota	
																		262	H	North Dakota	
				LAST 10 GAMES																	
						49	A	Kansas		0 8		28	H	Texas		2 15					
						49	A	Kansas		1 11		186	H	Iowa		5 0					
						49	A	Kansas		5 11		3	H	Oklahoma		1 12					
						28	H	Texas		0 10		3	H	Oklahoma		2 4					
						28	H	Texas		3 14		3	H	Oklahoma		1 8					

Non-Div. I Games:

Iowa St.

RPI	S	Opponent	Score
94	A	Marshall	1 5
155	H	North Texas	6 3
155	H	North Texas	8 4
155	H	North Texas	5 4
65	H	UAB	2 4
65	H	UAB	3 10

Average RPI Win:		179	WON-LOST		WINNING		LAST 10		STRENGTH OF		OPP. STRENGTH		TEAM		ADJ		CONF.		ADJ CONF.	
Average RPI Loss:		97	RECORD		PCT. RANK		GAMES		SCHEDULE		OF SCHEDULE		RPI		RPI		RPI		RPI	
DIV. I ONLY			26-31-0		.45614		174		4-6-0		132		116		157		.49079		152	
DIV. I NON-CONF.			19-19-0		.5		149		1-0-0		184		210		159		.48552		158	
TOTALS		RPI 1-25		RPI 26-50		W-L RECORDS		RPI 51-100		RPI 101-150		RPI 150+								
26-31-0		0-4-0		3-6-0		OVERALL		2-8-0		5-5-0		16-8-0								
14-7-0		0-3-0		2-2-0		HOME		0-0-0		1-0-0		11-2-0								
6-10-0		0-1-0		1-4-0		AWAY		1-4-0		3-1-0		1-0-0								
6-14-0		0-0-0		0-0-0		NEUTRAL		1-4-0		1-4-0		4-6-0								
19-19-0		0-1-0		0-3-0		NON-CONFERENCE		2-4-0		3-4-0		14-7-0								
10-2-0		0-0-0		0-1-0		HOME		0-0-0		1-0-0		9-1-0								
3-4-0		0-1-0		0-0-		AWAY		1-1-0		1-0-0		1-0-0								
6-13-0		0-0-0		0-0-0		NEUTRAL		1-3-0		1-4-0		4-6-0								
7-12-0		0-3-0		3-3-0		CONFERENCE		0-4-0		2-1-0		2-1-0								
4-5-0		0-3-0		2-1-0		HOME		0-0-0		0-0-0		2-1-0								
3-6-0		0-0-0		1-2-0		AWAY		0-3-0		2-1-0		0-0-0								
0-1-0		0-0-0		0-0-0		NEUTRAL		0-1-0		0-0-0		0-0-0								
RPI	S	Opponent		Score		RPI	S	Opponent		Score		RPI	S	Opponent		Score				
11	A	LSU		2	17	30	A	Ole Miss		3	5	59	N	Kent St.		3	4			
21	H	South Fla.		0	3	30	H	Ole Miss		3	7	83	N	UNI		2	5			
21	H	South Fla.		0	7	33	A	UCF		5	4	84	A	Central Ark.		3	6			
21	H	South Fla.		0	8	33	A	UCF		1	8	89	A	Houston		3	4			
						33	A	UCF		2	4	89	A	Houston		1	2			
						39	H	Tulsa		5	0	89	A	Houston		1	6			
						39	H	Tulsa		5	2	89	N	Houston		4	5			
						39	H	Tulsa		5	10	90	N	Louisiana Tech		3	9			
						40	A	Arizona St.		3	11	92	N	Nicholls St.		4	1			
												99	A	FGCU		6	0			
														102 N Furman		3	4			
														102 N Furman		8	2			
														113 N Michigan St.		3	5			
														113 N Michigan St.		1	9			
														115 N Illinois St.		3	12			
														124 A Coastal Caro.		8	3			
														134 H Wright St.		5	4			
														148 A East Carolina		4	2			
														148 A East Carolina		7	8			
														148 A East Carolina		1	0			
														153 N Liberty		2	9			
														165 N Ill.-Chicago		7	11			
														169 H UConn		0	6			
														169 H UConn		7	0			
														169 H UConn		2	1			
														176 H UT Martin		3	2			
														179 H Youngstown St.		13	5			
														179 H Youngstown St.		4	2			
														183 N Tennessee Tech		1	10			
														184 N Montana		3	4			
														197 N Southeastern La.		7	10			
														203 H Murray St.		3	6			
														205 H Cleveland St.		5	4			
														207 N Middle Tenn.		2	11			
														225 N Buffalo		9	0			
														225 N Buffalo		11	7			
														226 A Belmont		4	2			
LAST 10 GAMES						LAST 10 GAMES						LAST 10 GAMES								
						89	N	Houston		4	5	39	H	Tulsa		5	0			
						89	A	Houston		3	4	39	H	Tulsa		5	10			
						89	A	Houston		1	2	176	H	UT Martin		3	2			
						89	A	Houston		1	6	33	A	UCF		1	8			
						39	H	Tulsa		5	2	33	A	UCF		5	4			

Non-Div. I Games:

Memphis

RPI	S	Opponent	Score	
265	N	Mississippi Val.	4	1
267	H	Northern Ky.	9	1
267	H	Northern Ky.	7	0
277	H	Jackson St.	5	2
277	N	Jackson St.	15	2
295	H	Ark.-Pine Bluff	8	0
295	H	Ark.-Pine Bluff	11	3

M
e
m
p
h
i
s

M
e
m
p
h
i
s

Memphis

Average RPI Win: 181		WON-LOST RECORD		WINNING PCT. RANK		LAST 10 GAMES		STRENGTH OF SCHEDULE		OPP. STRENGTH OF SCHEDULE		TEAM RPI		ADJ RPI		CONF. RPI		ADJ CONF. RPI	
DIV. I ONLY		31-28-0		.52542 131		6-4-0		168		168		143		.49031 153		19		19	
DIV. I NON-CONF.		14-18-0		.4375 185		0-0-0		185		139		184		.46728 191		20		20	
TOTALS		RPI 1-25		RPI 26-50		W-L RECORDS		RPI 51-100		RPI 101-150		RPI 150+							
31-28-0		0-3-0		1-2-0		OVERALL		4-7-0		4-4-0		22-12-0							
14-7-0		0-0-0		0-0-0		HOME		0-2-0		0-0-0		14-5-0							
9-11-0		0-2-0		1-2-0		AWAY		2-2-0		3-2-0		3-3-0							
8-10-0		0-1-0		0-0-0		NEUTRAL		2-3-0		1-2-0		5-4-0							
14-18-0		0-3-0		1-2-0		NON-CONFERENCE		3-5-0		2-2-0		8-6-0							
4-5-0		0-0-0		0-0-0		HOME		0-2-0		0-0-0		4-3-0							
3-5-0		0-2-0		1-0-		AWAY		1-0-0		1-1-0		0-0-0							
7-8-0		0-1-0		0-0-0		NEUTRAL		2-3-0		1-1-0		4-3-0							
17-10-0		0-0-0		0-0-0		CONFERENCE		1-2-0		2-2-0		14-6-0							
10-2-0		0-0-0		0-0-0		HOME		0-0-0		0-0-0		10-2-0							
6-6-0		0-0-0		0-0-0		AWAY		1-2-0		2-1-0		3-3-0							
1-2-0		0-0-0		0-0-0		NEUTRAL		0-0-0		0-1-0		1-1-0							
RPI	S	Opponent		Score		RPI	S	Opponent		Score		RPI	S	Opponent		Score			
4	N	Alabama		2	10	33	A	UCF		2	7	57	N	Jacksonville St.		0	5		
11	A	LSU		0	8	43	A	Virginia Tech		1	8	61	A	Longwood		3	6		
13	A	Baylor		0	5	43	A	Virginia Tech		2	1	61	A	Longwood		2	1		
												61	A	Longwood		1	3		
												90	A	Louisiana Tech		5	1		
												90	N	Louisiana Tech		11	6		
												91	N	Lamar		6	5		
												93	N	Northwestern St.		8	10		
												93	N	Northwestern St.		3	4		
												94	H	Marshall		3	5		
												94	H	Marshall		5	10		

Non-Div. I Games:

Liberty

RPI	S	Opponent	Score	
214	H	Winthrop	11	4
214	H	Winthrop	5	3
224	N	Bethune-Cookman	0	8
240	H	Gardner-Webb	4	0
240	H	Gardner-Webb	1	0
240	H	Gardner-Webb	4	1
241	H	La Salle	9	0
241	H	La Salle	10	2
271	N	Morgan St.	11	1
272	H	Hampton	5	7
272	H	Hampton	13	1
280	H	Rhode Island	3	7
281	H	Norfolk St.	9	1
282	H	Sacred Heart	2	3
294	N	Grambling	11	0

Liberty

L
i
b
e
r
t
y

L
i
b
e
r
t
y

Average RPI Win: 198		WON-LOST RECORD	WINNING PCT. RANK	LAST 10 GAMES	STRENGTH OF SCHEDULE	OPP. STRENGTH OF SCHEDULE	TEAM RPI	ADJ RPI	CONF. RPI	ADJ CONF. RPI	
Average RPI Loss: 142											
DIV. I ONLY		30-25-1	.54464 114	4-6-0	184	230	147	.48996 154	16	16	
DIV. I NON-CONF.		18-13-0	.58065 93	0-0-0	223	275	153	.4842 163	16	16	
<hr/>											
TOTALS		RPI 1-25	RPI 26-50		W-L RECORDS		RPI 51-100		RPI 101-150		RPI 150+
30-25-1		0-0-0	0-0-0		OVERALL		4-8-0		3-7-0		23-10-1
11-9-0		0-0-0	0-0-0		HOME		1-3-0		2-1-0		8-5-0
9-10-1		0-0-0	0-0-0		AWAY		3-4-0		1-5-0		5-1-1
10-6-0		0-0-0	0-0-0		NEUTRAL		0-1-0		0-1-0		10-4-0
18-13-0		0-0-0	0-0-0		NON-CONFERENCE		0-2-0		1-6-0		17-5-0
3-1-0		0-0-0	0-0-0		HOME		0-0-0		0-0-0		3-1-0
5-6-0		0-0-0	0-0-		AWAY		0-1-0		1-5-0		4-0-0
10-6-0		0-0-0	0-0-0		NEUTRAL		0-1-0		0-1-0		10-4-0
12-12-1		0-0-0	0-0-0		CONFERENCE		4-6-0		2-1-0		6-5-1
8-8-0		0-0-0	0-0-0		HOME		1-3-0		2-1-0		5-4-0
4-4-1		0-0-0	0-0-0		AWAY		3-3-0		0-0-0		1-1-1
0-0-0		0-0-0	0-0-0		NEUTRAL		0-0-0		0-0-0		0-0-0
RPI S	Opponent	Score	RPI S	Opponent	Score	RPI S	Opponent	Score	RPI S	Opponent	Score
						54 A	USC Upstate	1 7	102 A	Furman	0 4
						59 A	Kent St.	3 6	102 A	Furman	3 0
						59 A	Kent St.	3 0	107 H	Miami (OH)	1 4
						59 A	Kent St.	3 8	107 H	Miami (OH)	8 7
						59 H	Kent St.	6 13	107 H	Miami (OH)	3 2
						80 A	Ohio	1 2	110 A	Dayton	0 1
						80 A	Ohio	4 3	110 A	Dayton	0 5
						80 A	Ohio	1 0	129 A	Stetson	0 8
						80 H	Ohio	1 3	129 A	Stetson	0 3
						81 H	Northern Ill.	1 0	143 N	Chattanooga	3 6
						81 H	Northern Ill.	2 4	160 A	Central Mich.	4 4
						98 N	Eastern Ky.	3 6	160 A	Central Mich.	3 0
									160 A	Central Mich.	0 5
									171 N	Omaha	5 4
									177 N	Creighton	0 1
									179 H	Youngstown St.	8 0
									179 H	Youngstown St.	8 11
									189 H	Toledo	7 0
									205 A	Cleveland St.	5 4
									205 A	Cleveland St.	3 1
									216 N	Savannah St.	5 4
									216 N	Savannah St.	3 6
									219 H	Eastern Mich.	5 11
									219 H	Eastern Mich.	1 3
									219 H	Eastern Mich.	4 3
									224 N	Bethune-Cookman	2 3
									225 H	Buffalo	7 1
			LAST 10 GAMES								
			59 H	Kent St.	6 13	59 A	Kent St.	3 0			
			189 H	Toledo	7 0	107 H	Miami (OH)	8 7			
			80 H	Ohio	1 3	107 H	Miami (OH)	1 4			
			59 A	Kent St.	3 6	107 H	Miami (OH)	3 2			
			59 A	Kent St.	3 8	244 H	Bowling Green	3 5			

Non-Div. I Games:

Akron

RPI	S	Opponent	Score	
225	H	Buffalo	5	0
231	A	George Washington	1	0
238	A	Alabama St.	6	5
240	N	Gardner-Webb	9	2
240	N	Gardner-Webb	5	1
244	H	Bowling Green	5	9
244	H	Bowling Green	5	0
244	H	Bowling Green	3	5
247	N	Canisius	3	0
247	N	Canisius	5	1
254	N	South Dakota St.	2	1
271	N	Morgan St.	2	4
278	H	Niagara	8	0
278	H	Niagara	2	0
278	N	Niagara	6	0
282	N	Sacred Heart	3	2
287	N	Howard	9	0

Akron

A
k
r
o
n

A
k
r
o
n

Average RPI Win:		137	WON-LOST RECORD		WINNING PCT. RANK	LAST 10 GAMES		STRENGTH OF SCHEDULE		OPP. STRENGTH OF SCHEDULE	TEAM RPI	ADJ RPI	CONF. RPI	ADJ CONF. RPI			
DIV. I ONLY			22-33-0		.4208	2-8-0		117		72	169	.48946	155	12	12		
DIV. I NON-CONF.			17-14-0		.54839	0-3-0		58		81	73	.54551	73	11	11		
TOTALS		RPI 1-25		RPI 26-50		W-L RECORDS		RPI 51-100		RPI 101-150		RPI 150+					
22-33-0		2-3-0		0-3-0		OVERALL		7-12-0		1-7-0		12-8-0					
11-13-0		0-0-0		0-0-0		HOME		6-8-0		0-3-0		5-2-0					
6-16-0		2-3-0		0-3-0		AWAY		0-3-0		1-3-0		3-4-0					
5-4-0		0-0-0		0-0-0		NEUTRAL		1-1-0		0-1-0		4-2-0					
17-14-0		2-3-0		0-3-0		NON-CONFERENCE		4-3-0		1-1-0		10-4-0					
8-4-0		0-0-0		0-0-0		HOME		3-2-0		0-0-0		5-2-0					
4-6-0		2-3-0		0-0-0		AWAY		0-0-0		1-0-0		1-0-0					
5-4-0		0-0-0		0-0-0		NEUTRAL		1-1-0		0-1-0		4-2-0					
5-19-0		0-0-0		0-0-0		CONFERENCE		3-9-0		0-6-0		2-4-0					
3-9-0		0-0-0		0-0-0		HOME		3-6-0		0-3-0		0-0-0					
2-10-0		0-0-0		0-0-0		AWAY		0-3-0		0-3-0		2-4-0					
0-0-0		0-0-0		0-0-0		NEUTRAL		0-0-0		0-0-0		0-0-0					
RPI	S	Opponent		Score		RPI	S	Opponent		Score		RPI	S	Opponent		Score	
3	A	Oklahoma		1	6	28	A	Texas		2	4	65	H	UAB		1	9
13	A	Baylor		7	5	49	A	Kansas		0	1	65	H	UAB		5	0
13	A	Baylor		7	6	49	A	Kansas		2	12	65	H	UAB		3	2
13	A	Baylor		0	2							71	H	Texas Tech		5	8
22	A	Arizona		1	9							71	H	Texas Tech		2	4
												77	A	Southern Miss.		0	4
												77	A	Southern Miss.		2	3
												77	A	Southern Miss.		0	3
												85	H	UT Arlington		1	0
												86	N	Purdue		1	6
												90	H	Louisiana Tech		3	9
												90	H	Louisiana Tech		0	12
												90	H	Louisiana Tech		2	5
												92	H	Nicholls St.		3	2
												92	H	Nicholls St.		2	1
												93	N	Northwestern St.		9	5
												94	H	Marshall		1	4
												94	H	Marshall		5	9
												94	H	Marshall		7	1

Non-Div. I Games:

North Texas

RPI	S	Opponent	Score	
235	A	Incarnate Word	10	2

North Texas

N
o
r
t
h
T
e
x
a
s

N
o
r
t
h
T
e
x
a
s

Page 246

Average RPI Win:	190	WON-LOST RECORD	WINNING PCT. RANK	LAST 10 GAMES	STRENGTH OF SCHEDULE	OPP. STRENGTH OF SCHEDULE	TEAM RPI	ADJ RPI	CONF. RPI	ADJ CONF. RPI		
DIV. I ONLY		35-26-0	.57377	98	4-6-0	227	153	151	.4892	156	19	19
DIV. I NON-CONF.		19-13-0	.59375	86	0-0-0	250	124	143	.49035	147	20	20
<hr/>												
TOTALS	RPI 1-25	RPI 26-50		W-L RECORDS		RPI 51-100		RPI 101-150		RPI 150+		
35-26-0	0-1-0	0-2-0		OVERALL		4-7-0		6-5-0		25-11-0		
12-5-0	0-0-0	0-1-0		HOME		0-0-0		3-2-0		9-2-0		
15-14-0	0-0-0	0-1-0		AWAY		3-6-0		2-1-0		10-6-0		
8-7-0	0-1-0	0-0-0		NEUTRAL		1-1-0		1-2-0		6-3-0		
19-13-0	0-1-0	0-2-0		NON-CONFERENCE		4-4-0		5-3-0		10-3-0		
3-2-0	0-0-0	0-1-0		HOME		0-0-0		2-0-0		1-1-0		
10-6-0	0-0-0	0-0-		AWAY		3-3-0		2-1-0		5-1-0		
6-5-0	0-1-0	0-0-0		NEUTRAL		1-1-0		1-2-0		4-1-0		
16-13-0	0-0-0	0-0-0		CONFERENCE		0-3-0		1-2-0		15-8-0		
9-3-0	0-0-0	0-0-0		HOME		0-0-0		1-2-0		8-1-0		
5-8-0	0-0-0	0-0-0		AWAY		0-3-0		0-0-0		5-5-0		
2-2-0	0-0-0	0-0-0		NEUTRAL		0-0-0		0-0-0		2-2-0		
RPI S	Opponent	Score	RPI S	Opponent	Score	RPI S	Opponent	Score	RPI S	Opponent	Score	
3 N	Oklahoma	0 9	43 A	Virginia Tech	1 2	58 A	Col. of Charleston	1 6	108 A	UNCW	4 3	
			43 H	Virginia Tech	0 4	61 A	Longwood	2 10	108 A	UNCW	6 3	
						61 A	Longwood	1 5	118 N	Lipscomb	0 1	
						61 A	Longwood	3 9	124 H	Coastal Caro.	4 10	
						69 N	Penn St.	0 8	124 H	Coastal Caro.	4 5	
						87 N	Pittsburgh	4 3	124 H	Coastal Caro.	5 2	
						94 A	Marshall	3 8	144 A	Virginia	2 5	
						94 A	Marshall	5 0	144 N	Virginia	6 3	
						95 A	Western Caro.	8 6	144 N	Virginia	2 3	
						95 A	Western Caro.	2 5	148 H	East Carolina	9 4	
						100 A	Jacksonville	5 0	148 H	East Carolina	6 1	
									153 H	Liberty	3 4	
									153 H	Liberty	3 1	
									153 H	Liberty	6 5	
									153 N	Liberty	2 1	
									158 H	ETSU	2 4	
									158 H	ETSU	9 3	
									172 H	Presbyterian	4 0	
									172 H	Presbyterian	4 1	
									172 H	Presbyterian	4 3	
									187 A	Charleston So.	5 8	
									187 A	Charleston So.	4 1	
									187 A	Charleston So.	3 1	
									206 A	Campbell	2 4	
									206 A	Campbell	0 3	
									206 A	Campbell	5 4	
									206 A	Campbell	1 5	
									206 N	Campbell	8 4	

Non-Div. I Games:

Radford

RPI	S	Opponent	Score	
206	N	Campbell	3	6
206	N	Campbell	2	11
214	A	Winthrop	3	6
214	A	Winthrop	4	3
214	A	Winthrop	2	1
214	A	Winthrop	3	6
240	H	Gardner-Webb	11	9
240	H	Gardner-Webb	3	1
240	H	Gardner-Webb	8	0
242	A	Appalachian St.	1	6
242	A	Appalachian St.	10	6
249	N	Georgetown	10	6
250	N	Detroit	0	2
264	N	UMass Lowell	8	1
264	N	UMass Lowell	5	4
272	A	Hampton	6	0
272	A	Hampton	5	1
281	A	Norfolk St.	3	0
281	A	Norfolk St.	8	0
289	N	South Carolina St.	15	2

Radford

R
a
d
f
o
r
d

R
a
d
f
o
r
d

Average RPI Win:	200	WON-LOST RECORD	WINNING PCT. RANK	LAST 10 GAMES	STRENGTH OF SCHEDULE	OPP. STRENGTH OF SCHEDULE	TEAM RPI	ADJ RPI	CONF. RPI	ADJ CONF. RPI		
DIV. I ONLY		27-23-0	.54	118	5-5-0	192	227	159	.48891	157	22	23
DIV. I NON-CONF.		16-14-0	.53333	122	1-1-0	190	241	151	.48857	153	23	24
<hr/>												
TOTALS	RPI 1-25	RPI 26-50		W-L RECORDS		RPI 51-100		RPI 101-150		RPI 150+		
27-23-0	0-0-0	0-0-0		OVERALL		3-7-0		7-10-0		17-6-0		
4-5-0	0-0-0	0-0-0		HOME		1-2-0		1-2-0		2-1-0		
13-11-0	0-0-0	0-0-0		AWAY		2-5-0		5-6-0		6-0-0		
10-7-0	0-0-0	0-0-0		NEUTRAL		0-0-0		1-2-0		9-5-0		
16-14-0	0-0-0	0-0-0		NON-CONFERENCE		2-4-0		5-5-0		9-5-0		
0-0-0	0-0-0	0-0-0		HOME		0-0-0		0-0-0		0-0-0		
6-8-0	0-0-0	0-0-		AWAY		2-4-0		4-4-0		0-0-0		
10-6-0	0-0-0	0-0-0		NEUTRAL		0-0-0		1-1-0		9-5-0		
11-9-0	0-0-0	0-0-0		CONFERENCE		1-3-0		2-5-0		8-1-0		
4-5-0	0-0-0	0-0-0		HOME		1-2-0		1-2-0		2-1-0		
7-3-0	0-0-0	0-0-0		AWAY		0-1-0		1-2-0		6-0-0		
0-1-0	0-0-0	0-0-0		NEUTRAL		0-0-0		0-1-0		0-0-0		
RPI	S	Opponent	Score	RPI	S	Opponent	Score	RPI	S	Opponent	Score	
						69 A Penn St.	1 4	108 A UNCW		1 3		
						69 A Penn St.	1 2	108 A UNCW		5 0		
						73 A Delaware	5 6	108 A UNCW		12 4		
						73 A Delaware	11 1	112 H Army West Point		1 5		
						78 A Lehigh	0 1	112 H Army West Point		3 9		
						78 H Lehigh	3 2	112 H Army West Point		1 0		
						78 H Lehigh	1 2	112 N Army West Point		2 3		
						78 H Lehigh	0 10	137 A Boston U.		5 1		
						87 A Pittsburgh	5 4	137 A Boston U.		1 2		
						87 A Pittsburgh	0 9	137 A Boston U.		0 8		
								141 N Massachusetts		2 3		
								145 A Saint Francis (PA)		9 3		
								145 A Saint Francis (PA)		1 8		
								145 N Saint Francis (PA)		5 3		
								148 A East Carolina		3 8		
								148 A East Carolina		6 1		
								148 A East Carolina		0 1		
								162 N Albany (NY)		2 4		
								162 N Albany (NY)		3 6		
								162 N Albany (NY)		5 4		
								196 N Delaware St.		10 12		
								196 N Delaware St.		6 0		
								200 N Indiana St.		3 2		
								200 N Indiana St.		1 2		
								223 N Florida A&M		3 0		
								239 N Drexel		10 1		
								245 A Colgate		6 0		
						LAST 10 GAMES						
						112 N Army West Point	2 3	245 A Colgate		9 0		
						78 A Lehigh	0 1	245 A Colgate		4 3		
						78 H Lehigh	3 2	245 A Colgate		6 0		
						78 H Lehigh	0 10	145 A Saint Francis (PA)		9 3		
						78 H Lehigh	1 2	145 A Saint Francis (PA)		1 8		

Non-Div. I Games:

Bucknell

RPI	S	Opponent	Score	
245	A	Colgate	4	3
245	A	Colgate	9	0
273	H	Holy Cross	4	5
273	H	Holy Cross	5	3
273	H	Holy Cross	5	1
275	A	Lafayette	12	2
275	A	Lafayette	7	0
275	A	Lafayette	6	3
285	N	N.C. Central	8	0
285	N	N.C. Central	8	0
286	N	Rider	8	1
286	N	Rider	0	1
286	N	Rider	1	0

Bucknell

B
u
c
k
n
e
l
l

B
u
c
k
n
e
l
l

Average RPI Win:	170	WON-LOST RECORD	WINNING PCT. RANK	LAST 10 GAMES	STRENGTH OF SCHEDULE	OPP. STRENGTH OF SCHEDULE	TEAM RPI	ADJ RPI	CONF. RPI	ADJ CONF. RPI	
DIV. I ONLY		20-22-0	.47619 164	4-6-0	127	188	153	.48871 158	13	13	
DIV. I NON-CONF.		11-11-0	.5 149	0-1-0	210	260	181	.47207 182	13	13	
<hr/>											
TOTALS	RPI 1-25	RPI 26-50		W-L RECORDS	RPI 51-100		RPI 101-150		RPI 150+		
20-22-0	0-0-0	1-3-0		OVERALL	1-4-0		7-8-0		11-7-0		
8-9-0	0-0-0	1-3-0		HOME	1-2-0		1-2-0		5-2-0		
8-9-0	0-0-0	0-0-0		AWAY	0-2-0		4-4-0		4-3-0		
4-4-0	0-0-0	0-0-0		NEUTRAL	0-0-0		2-2-0		2-2-0		
11-11-0	0-0-0	0-1-0		NON-CONFERENCE	0-2-0		2-2-0		9-6-0		
5-3-0	0-0-0	0-1-0		HOME	0-0-0		0-0-0		5-2-0		
2-5-0	0-0-0	0-0-		AWAY	0-2-0		0-1-0		2-2-0		
4-3-0	0-0-0	0-0-0		NEUTRAL	0-0-0		2-1-0		2-2-0		
9-11-0	0-0-0	1-2-0		CONFERENCE	1-2-0		5-6-0		2-1-0		
3-6-0	0-0-0	1-2-0		HOME	1-2-0		1-2-0		0-0-0		
6-4-0	0-0-0	0-0-0		AWAY	0-0-0		4-3-0		2-1-0		
0-1-0	0-0-0	0-0-0		NEUTRAL	0-0-0		0-1-0		0-0-0		
RPI S	Opponent	Score	RPI S	Opponent	Score	RPI S	Opponent	Score	RPI S	Opponent	Score
			43 H	Virginia Tech	0 2	54 A	USC Upstate	2 3	102 A	Furman	1 7
			50 H	Samford	0 12	54 A	USC Upstate	0 3	102 A	Furman	7 4
			50 H	Samford	2 1	95 H	Western Caro.	7 14	102 A	Furman	9 4
			50 H	Samford	1 4	95 H	Western Caro.	8 7	121 A	Kennesaw St.	2 4
						95 H	Western Caro.	0 4	121 N	Kennesaw St.	6 7
									121 N	Kennesaw St.	4 2
									123 A	UNCG	2 3
									123 H	UNCG	7 11
									123 H	UNCG	4 1
									123 H	UNCG	1 10
									131 N	Butler	1 0
									143 A	Chattanooga	6 4
									143 A	Chattanooga	3 11
									143 A	Chattanooga	6 3
									143 N	Chattanooga	3 6
									156 A	Radford	3 9
									156 A	Radford	4 2
									161 N	Evansville	0 3
									163 N	La.-Monroe	5 3
									180 A	Mercer	0 8
									180 A	Mercer	7 2
									180 A	Mercer	11 7
			LAST 10 GAMES								
			143 N	Chattanooga	3 6	43 H	Virginia Tech	0 2	183 A	Tennessee Tech	3 6
			123 A	UNCG	2 3	50 H	Samford	0 12	203 N	Murray St.	0 5
			143 A	Chattanooga	6 3	50 H	Samford	1 4	208 H	Siena	10 4
			143 A	Chattanooga	3 11	50 H	Samford	2 1	208 H	Siena	2 3
			143 A	Chattanooga	6 4	123 H	UNCG	4 1	211 H	Morehead St.	4 3

Non-Div. I Games:

ETSU

RPI	S	Opponent	Score	
240	H	Gardner-Webb	3	0
240	H	Gardner-Webb	10	3
267	N	Northern Ky.	5	4
268	A	Tennessee St.	9	1
284	H	Alabama A&M	6	0
284	H	Alabama A&M	3	6

ETSU

E
T
S
U

E
T
S
U

Average RPI Win: 173		WON-LOST	WINNING	LAST 10	STRENGTH OF		OPP. STRENGTH	TEAM	ADJ	CONF.	ADJ CONF.
Average RPI Loss: 90		RECORD	PCT. RANK	GAMES	SCHEDULE		OF SCHEDULE	RPI	RPI	RPI	RPI
DIV. I ONLY		26-25-0	.5098	142	5-5-0		191	92	150	.48862	159
DIV. I NON-CONF.		14-13-0	.51852	134	0-0-0		264	110	194	.46401	198
TOTALS		RPI 1-25	RPI 26-50		W-L RECORDS		RPI 51-100		RPI 101-150		RPI 150+
26-25-0	0-3-0	0-1-0		OVERALL		4-12-0		7-7-0		15-2-0	
11-7-0	0-0-0	0-0-0		HOME		1-3-0		3-3-0		7-1-0	
6-10-0	0-3-0	0-1-0		AWAY		1-3-0		4-3-0		1-0-0	
9-8-0	0-0-0	0-0-0		NEUTRAL		2-6-0		0-1-0		7-1-0	
14-13-0	0-0-0	0-1-0		NON-CONFERENCE		2-8-0		0-2-0		12-2-0	
4-2-0	0-0-0	0-0-0		HOME		0-1-0		0-0-0		4-1-0	
1-3-0	0-0-0	0-0-		AWAY		0-1-0		0-1-0		1-0-0	
9-8-0	0-0-0	0-0-0		NEUTRAL		2-6-0		0-1-0		7-1-0	
12-12-0	0-3-0	0-0-0		CONFERENCE		2-4-0		7-5-0		3-0-0	
7-5-0	0-0-0	0-0-0		HOME		1-2-0		3-3-0		3-0-0	
5-7-0	0-3-0	0-0-0		AWAY		1-2-0		4-2-0		0-0-0	
0-0-0	0-0-0	0-0-0		NEUTRAL		0-0-0		0-0-0		0-0-0	
RPI S	Opponent	Score	RPI S	Opponent	Score	RPI S	Opponent	Score	RPI S	Opponent	Score
18 A	Fresno St.	11 12	40 A	Arizona St.	1 11	51 A	BYU	1 4	101 H	Nevada	7 6
18 A	Fresno St.	1 2				53 N	Grand Canyon	0 8	101 H	Nevada	4 12
18 A	Fresno St.	2 3				55 N	CSUN	2 9	101 H	Nevada	3 4
						55 N	CSUN	2 3	117 H	Colorado St.	4 3
						62 A	San Diego St.	6 8	117 H	Colorado St.	10 8
						62 A	San Diego St.	3 0	117 H	Colorado St.	1 8
						62 A	San Diego St.	4 5	119 A	UC Riverside	1 4
						64 H	San Jose St.	3 9	140 A	New Mexico	6 13
						64 H	San Jose St.	8 6	140 A	New Mexico	0 4
						64 H	San Jose St.	3 15	140 A	New Mexico	7 4
						74 H	Weber St.	2 3	144 N	Virginia	0 9
						74 N	Weber St.	2 1	147 A	UNLV	7 4
						75 N	Indiana	2 5	147 A	UNLV	7 0
						76 N	DePaul	3 8	147 A	UNLV	7 3
						76 N	DePaul	6 8	151 N	UTEP	6 1
						82 N	Wisconsin	5 2	181 N	Maryland	5 0
									184 H	Montana	7 6
									184 H	Montana	9 6
									201 N	Bradley	6 2
									217 H	Boise St.	7 6
									217 H	Boise St.	8 7
									217 H	Boise St.	16 2
									222 N	Valparaiso	18 4
									227 N	Southern Utah	10 4
									253 A	Utah Valley	5 2
									263 N	Santa Clara	8 3
									263 N	Santa Clara	5 1
			LAST 10 GAMES								
			101 H	Nevada	3 4	62 A	San Diego St.	4 5			
			101 H	Nevada	7 6	117 H	Colorado St.	4 3			
			101 H	Nevada	4 12	117 H	Colorado St.	10 8			
			62 A	San Diego St.	6 8	117 H	Colorado St.	1 8			
			62 A	San Diego St.	3 0	217 H	Boise St.	8 7			

Non-Div. I Games:

Utah St.

RPI	S	Opponent	Score	
263	N	Santa Clara	2	7
266	H	Northern Colo.	14	4
266	H	Northern Colo.	8	9
266	H	Northern Colo.	16	7

Utah St.

U
t
a
h
S
t
.

U
t
a
h
S
t
.

Average RPI Win: 179		WON-LOST RECORD		WINNING PCT. RANK		LAST 10 GAMES		STRENGTH OF SCHEDULE		OPP. STRENGTH OF SCHEDULE		TEAM RPI		ADJ RPI		CONF. RPI		ADJ CONF. RPI					
DIV. I ONLY		24-27-1		.47115 169		4-6-0		176		108		162		.48781 160		16		16					
DIV. I NON-CONF.		13-14-0		.48148 163		0-1-0		156		84		140		.49651 137		16		16					
TOTALS		RPI 1-25		RPI 26-50		W-L RECORDS		RPI 51-100		RPI 101-150		RPI 150+											
24-27-1		1-4-0		0-1-0		OVERALL		4-10-0		1-1-0		18-11-1											
9-3-1		0-0-0		0-0-0		HOME		0-0-0		0-0-0		9-3-1											
5-12-0		0-2-0		0-0-0		AWAY		2-4-0		0-1-0		3-5-0											
10-12-0		1-2-0		0-1-0		NEUTRAL		2-6-0		1-0-0		6-3-0											
13-14-0		1-4-0		0-1-0		NON-CONFERENCE		2-5-0		1-1-0		9-3-0											
2-0-0		0-0-0		0-0-0		HOME		0-0-0		0-0-0		2-0-0											
1-4-0		0-2-0		0-0-		AWAY		0-0-0		0-1-0		1-1-0											
10-10-0		1-2-0		0-1-0		NEUTRAL		2-5-0		1-0-0		6-2-0											
11-13-1		0-0-0		0-0-0		CONFERENCE		2-5-0		0-0-0		9-8-1											
7-3-1		0-0-0		0-0-0		HOME		0-0-0		0-0-0		7-3-1											
4-8-0		0-0-0		0-0-0		AWAY		2-4-0		0-0-0		2-4-0											
0-2-0		0-0-0		0-0-0		NEUTRAL		0-1-0		0-0-0		0-1-0											
RPI	S	Opponent		Score		RPI	S	Opponent		Score		RPI	S	Opponent		Score		RPI	S	Opponent		Score	
2	A	Michigan		2	5	47	N	Illinois		3	11	54	N	USC Upstate		0	1	113	A	Michigan St.		7	10
8	N	Washington		0	23							59	A	Kent St.		3	7	148	N	East Carolina		6	0
17	N	Texas A&M		1	11							59	A	Kent St.		0	4	154	H	Akron		5	0
21	A	South Fla.		2	3							59	A	Kent St.		0	9	154	H	Akron		0	3
22	N	Arizona		4	1							59	N	Kent St.		0	1	154	H	Akron		4	4
												67	N	Arkansas		4	12	170	A	Ball St.		1	2
												79	N	Cal Poly		0	7	170	A	Ball St.		9	2
												81	A	Northern Ill.		3	8	170	A	Ball St.		1	0
												81	A	Northern Ill.		5	4	180	A	Mercer		8	0
												81	A	Northern Ill.		4	1	180	A	Mercer		3	5
												87	N	Pittsburgh		4	3	182	A	Western Mich.		0	6
												87	N	Pittsburgh		0	2	182	H	Western Mich.		8	4
												99	N	FGCU		1	2	182	H	Western Mich.		2	7
												99	N	FGCU		3	2	182	N	Western Mich.		0	2
																		189	H	Toledo		9	1
																		189	H	Toledo		12	3
																		189	H	Toledo		2	1
																		195	N	Sam Houston St.		0	1
																		214	N	Winthrop		3	1
																		219	H	Eastern Mich.		2	5
																		219	H	Eastern Mich.		1	0
																		219	H	Eastern Mich.		7	6
																		221	N	Fairfield		9	1
																		222	H	Valparaiso		10	1
																		222	H	Valparaiso		5	3
																		243	N	South Dakota		3	4
																		244	A	Bowling Green		1	5
				LAST 10 GAMES																			

Non-Div. I Games:

Central Mich.

RPI	S	Opponent	Score	
244	A	Bowling Green	2	4
246	N	St. Bonaventure	10	0
257	N	Cornell	8	6
261	N	Iona	6	1
262	N	North Dakota	4	0

Central Mich.

C
e
n
t
r
a
l
M
i
c
h
.

C
e
n
t
r
a
l
M
i
c
h
.

[illegible]

Non-Div. I Games:

Evansville

Evansville

Average RPI Win: 220		WON-LOST RECORD	WINNING PCT. RANK	LAST 10 GAMES	STRENGTH OF SCHEDULE	OPP. STRENGTH OF SCHEDULE	TEAM RPI	ADJ RPI	CONF. RPI	ADJ CONF. RPI							
Average RPI Loss: 155																	
DIV. I ONLY		34-18-0	.65385	48	5-5-0	265	235	154	.48641	162	24	26					
DIV. I NON-CONF.		20-11-0	.64516	64	0-0-0	290	250	187	.46793	190	28	28					
<hr/>																	
TOTALS		RPI 1-25		RPI 26-50		W-L RECORDS		RPI 51-100		RPI 101-150		RPI 150+					
34-18-0		0-1-0		0-0-0		OVERALL		1-3-0		6-5-0		27-9-0					
6-3-0		0-0-0		0-0-0		HOME		0-0-0		3-3-0		3-0-0					
16-6-0		0-0-0		0-0-0		AWAY		1-1-0		1-0-0		14-5-0					
12-9-0		0-1-0		0-0-0		NEUTRAL		0-2-0		2-2-0		10-4-0					
20-11-0		0-1-0		0-0-0		NON-CONFERENCE		1-3-0		2-0-0		17-7-0					
0-0-0		0-0-0		0-0-0		HOME		0-0-0		0-0-0		0-0-0					
10-4-0		0-0-0		0-0-		AWAY		1-1-0		0-0-0		9-3-0					
10-7-0		0-1-0		0-0-0		NEUTRAL		0-2-0		2-0-0		8-4-0					
14-7-0		0-0-0		0-0-0		CONFERENCE		0-0-0		4-5-0		10-2-0					
6-3-0		0-0-0		0-0-0		HOME		0-0-0		3-3-0		3-0-0					
6-2-0		0-0-0		0-0-0		AWAY		0-0-0		1-0-0		5-2-0					
2-2-0		0-0-0		0-0-0		NEUTRAL		0-0-0		0-2-0		2-0-0					
RPI	S	Opponent		Score		RPI	S	Opponent		Score		RPI	S	Opponent		Score	
16	N	Kentucky		0 8								73	A	Delaware		6 2	
												78	N	Lehigh		4 5	
												78	N	Lehigh		0 9	
												100	A	Jacksonville		5 9	
												116	N	Villanova		7 2	
												122	N	Harvard		7 4	
												135	H	Maine		5 3	
												135	H	Maine		2 1	
												135	H	Maine		1 3	
												135	N	Maine		1 14	
												135	N	Maine		4 7	
												138	A	Binghamton		6 4	
												138	H	Binghamton		8 10	
												138	H	Binghamton		10 2	
												138	H	Binghamton		2 10	
												157	N	Bucknell		6 3	
												157	N	Bucknell		4 5	
												157	N	Bucknell		4 2	
												172	N	Presbyterian		10 11	
												174	A	Stony Brook		3 11	
												174	A	Stony Brook		0 8	
												174	A	Stony Brook		9 5	
												174	N	Stony Brook		9 7	
												200	N	Indiana St.		6 2	
												200	N	Indiana St.		12 2	
												200	N	Indiana St.		0 2	
												208	A	Siena		0 10	
												208	A	Siena		13 8	
												214	A	Winthrop		10 8	
												214	A	Winthrop		12 10	
												245	A	Colgate		5 1	

Non-Div. I Games:

Albany (NY)

RPI	S	Opponent	Score	
246	N	St. Bonaventure	8	9
255	A	UMBC	5	1
255	A	UMBC	6	2
257	A	Cornell	3	6
257	A	Cornell	2	14
259	A	Bryant	15	2
264	H	UMass Lowell	5	1
264	H	UMass Lowell	8	0
264	H	UMass Lowell	5	4
274	N	N.C. A&T	10	9
274	N	N.C. A&T	6	3
276	A	Hartford	9	1
276	A	Hartford	6	2
276	N	Hartford	7	1
286	N	Rider	1	0
286	N	Rider	7	1
293	A	Coppin St.	13	7
293	A	Coppin St.	8	0
293	A	Coppin St.	6	1
293	A	Coppin St.	9	4

Albany (NY)

A
l
b
a
n
y
(
N
Y
)

A
l
b
a
n
y
(
N
Y
)

Average RPI Win: 184		WON-LOST	WINNING	LAST 10	STRENGTH OF		OPP. STRENGTH	TEAM	ADJ	CONF.	ADJ CONF.
Average RPI Loss: 77		RECORD	PCT. RANK	GAMES	SCHEDULE		OF SCHEDULE	RPI	RPI	RPI	RPI
DIV. I ONLY		24-34-0	.41379	199	2-8-0		113	89	165	.48577	163
DIV. I NON-CONF.		16-15-0	.51613	138	0-1-0		222	193	169	.48087	167
TOTALS		RPI 1-25	RPI 26-50		W-L RECORDS		RPI 51-100		RPI 101-150		RPI 150+
24-34-0		0-6-0	1-8-0		OVERALL		6-12-0		3-3-0		14-5-0
10-8-0		0-0-0	0-1-0		HOME		4-4-0		1-3-0		5-0-0
6-21-0		0-5-0	1-7-0		AWAY		1-5-0		0-0-0		4-3-0
8-5-0		0-0-0	0-0-0		NEUTRAL		1-3-0		2-0-0		5-2-0
16-15-0		0-3-0	0-2-0		NON-CONFERENCE		3-5-0		1-1-0		12-4-0
7-2-0		0-0-0	0-1-0		HOME		2-0-0		0-1-0		5-0-0
2-9-0		0-3-0	0-0-0		AWAY		0-3-0		0-0-0		2-2-0
7-4-0		0-0-0	0-0-0		NEUTRAL		1-2-0		1-0-0		5-2-0
8-19-0		0-3-0	1-6-0		CONFERENCE		3-7-0		2-2-0		2-1-0
3-6-0		0-0-0	0-0-0		HOME		2-4-0		1-2-0		0-0-0
4-12-0		0-3-0	1-6-0		AWAY		1-2-0		0-0-0		2-1-0
1-1-0		0-0-0	0-0-0		NEUTRAL		0-1-0		1-0-0		0-0-0
RPI S	Opponent	Score	RPI S	Opponent	Score	RPI S	Opponent	Score	RPI S	Opponent	Score
4 A	Alabama	0 5	30 A	Ole Miss	1 2	52 N	North Dakota St.	1 9	105 H	Ga. Southern	4 3
4 A	Alabama	0 11	32 H	McNeese St.	0 4	60 H	Georgia St.	2 6	105 H	Ga. Southern	4 9
10 A	La.-Lafayette	0 8	41 A	Texas St.	0 8	60 H	Georgia St.	3 7	105 H	Ga. Southern	1 6
10 A	La.-Lafayette	0 5	41 A	Texas St.	2 3	60 H	Georgia St.	2 0	105 N	Ga. Southern	2 1
10 A	La.-Lafayette	1 6	41 A	Texas St.	3 2	60 N	Georgia St.	2 10	131 N	Butler	5 2
11 A	LSU	0 8	44 A	South Ala.	3 5	72 H	Troy	2 0	136 H	SFA	4 7
			44 A	South Ala.	0 8	72 H	Troy	4 5	158 N	ETSU	3 5
			44 A	South Ala.	4 7	72 H	Troy	3 6	161 N	Evansville	15 0
			44 A	South Ala.	0 8	76 N	DePaul	0 8	195 A	Sam Houston St.	2 6
						76 N	DePaul	6 0	195 A	Sam Houston St.	2 3
						77 A	Southern Miss.	2 10	207 N	Middle Tenn.	8 0
						85 A	UT Arlington	2 1	210 A	Houston Baptist	11 6
						85 A	UT Arlington	3 4	226 N	Belmont	4 5
						85 A	UT Arlington	3 4	232 H	Seton Hall	3 1
						90 A	Louisiana Tech	2 4	242 A	Appalachian St.	6 5
						90 H	Louisiana Tech	3 2	242 A	Appalachian St.	9 5
						93 A	Northwestern St.	2 6	242 A	Appalachian St.	1 4
						93 H	Northwestern St.	5 4	254 N	South Dakota St.	9 1
									267 N	Northern Ky.	14 10
									268 A	Tennessee St.	4 3
									291 H	Prairie View	10 2
									294 H	Grambling	5 0
									294 H	Grambling	23 0
									295 H	Ark.-Pine Bluff	4 1
									295 N	Ark.-Pine Bluff	14 2
			LAST 10 GAMES			10 A	La.-Lafayette	0 5			
			105 N	Ga. Southern	2 1	60 H	Georgia St.	2 6			
			60 N	Georgia St.	2 10	60 H	Georgia St.	3 7			
			10 A	La.-Lafayette	0 8	60 H	Georgia St.	2 0			
			10 A	La.-Lafayette	1 6	77 A	Southern Miss.	2 10			

Non-Div. I Games:

La.-Monroe

[illegible]

Non-Div. I Games:

Idaho St.

RPI	S	Opponent	Score	
233	N	Seattle	2	3
233	N	Seattle	8	0
243	N	South Dakota	2	1
252	A	Portland St.	1	6
252	A	Portland St.	6	0
252	A	Portland St.	11	1
252	N	Portland St.	12	0
253	A	Utah Valley	5	3
262	A	North Dakota	7	0
263	A	Santa Clara	8	5
263	A	Santa Clara	7	13
266	H	Northern Colo.	9	3
266	H	Northern Colo.	7	1

Idaho St.

I
d
a
h
o
s
t
.

I
d
a
h
o
s
t
.

Average RPI Win:	210	WON-LOST	WINNING	LAST 10	STRENGTH OF	OPP. STRENGTH	TEAM	ADJ	CONF.	ADJ CONF.	
Average RPI Loss:	158	RECORD	PCT. RANK	GAMES	SCHEDULE	OF SCHEDULE	RPI	RPI	RPI	RPI	
DIV. I ONLY	33-18-0	.64706	52	6-4-0	275	208	160	.48471	165	27	28
DIV. I NON-CONF.	14-11-0	.56	103	0-1-0	271	155	185	.47031	185	27	27
<hr/>											
TOTALS	RPI 1-25	RPI 26-50		W-L RECORDS		RPI 51-100		RPI 101-150		RPI 150+	
33-18-0	0-0-0	0-0-0		OVERALL		1-5-0		4-4-0		28-9-0	
12-4-0	0-0-0	0-0-0		HOME		0-1-0		2-2-0		10-1-0	
11-8-0	0-0-0	0-0-0		AWAY		1-2-0		1-0-0		9-5-0	
10-6-0	0-0-0	0-0-0		NEUTRAL		0-2-0		1-2-0		9-2-0	
14-11-0	0-0-0	0-0-0		NON-CONFERENCE		1-5-0		2-2-0		11-4-0	
0-1-0	0-0-0	0-0-0		HOME		0-1-0		0-0-0		0-0-0	
4-4-0	0-0-0	0-0-		AWAY		1-2-0		1-0-0		2-2-0	
10-6-0	0-0-0	0-0-0		NEUTRAL		0-2-0		1-2-0		9-2-0	
19-7-0	0-0-0	0-0-0		CONFERENCE		0-0-0		2-2-0		17-5-0	
12-3-0	0-0-0	0-0-0		HOME		0-0-0		2-2-0		10-1-0	
7-4-0	0-0-0	0-0-0		AWAY		0-0-0		0-0-0		7-4-0	
0-0-0	0-0-0	0-0-0		NEUTRAL		0-0-0		0-0-0		0-0-0	
RPI	S	Opponent	Score	RPI	S	Opponent	Score	RPI	S	Opponent	Score
						59 N Kent St.	0 10	101 N Nevada			0 2
						62 A San Diego St.	6 4	113 N Michigan St.			7 6
						75 A Indiana	2 3	113 N Michigan St.			3 4
						81 H Northern Ill.	0 2	133 A SIUE			4 3
						98 N Eastern Ky.	5 8	134 H Wright St.			1 3
						99 A FGCU	3 4	134 H Wright St.			6 4
								134 H Wright St.			1 5
								134 H Wright St.			1 0
								152 N Memphis			11 7
								169 N UConn			7 0
								169 N UConn			3 2
								179 A Youngstown St.			4 5
								179 A Youngstown St.			7 2
								186 N Iowa			3 2
								198 A San Diego			5 2
								200 N Indiana St.			4 3
								200 N Indiana St.			2 3
								205 A Cleveland St.			10 3
								205 A Cleveland St.			10 0
								205 A Cleveland St.			8 9
								205 H Cleveland St.			3 0
								207 N Middle Tenn.			5 1
								212 A Green Bay			10 4
								212 A Green Bay			0 3
								212 A Green Bay			8 9
								220 N Western Ill.			0 1
								222 H Valparaiso			4 2
LAST 10 GAMES											
						134 H Wright St.	1 3	270 A Oakland			3 2
						222 H Valparaiso	0 1	134 H Wright St.			1 0
						205 H Cleveland St.	3 0	134 H Wright St.			6 4
						270 A Oakland	1 0	134 H Wright St.			1 5
						270 A Oakland	2 0	81 H Northern Ill.			0 2

Non-Div. I Games:

Ill.-Chicago

RPI	S	Opponent	Score	
222	H	Valparaiso	0	1
222	H	Valparaiso	3	1
222	H	Valparaiso	5	2
237	A	IUPUI	1	6
250	H	Detroit	8	1
250	H	Detroit	5	1
250	H	Detroit	2	1
252	N	Portland St.	5	4
253	N	Utah Valley	9	8
263	A	Santa Clara	8	3
263	A	Santa Clara	3	4
267	H	Northern Ky.	9	1
267	H	Northern Ky.	7	1
267	H	Northern Ky.	6	4
270	A	Oakland	1	0
270	A	Oakland	3	2
270	A	Oakland	2	0
279	N	IPFW	9	0

I
l
l
.
-
C
h
i
c
a
g
o

I
l
l
.
-
C
h
i
c
a
g
o

Average RPI Win: 198		WON-LOST	WINNING	LAST 10	STRENGTH OF		OPP. STRENGTH	TEAM	ADJ	CONF.	ADJ CONF.
Average RPI Loss: 119		RECORD	PCT. RANK	GAMES	SCHEDULE		OF SCHEDULE	RPI	RPI	RPI	RPI
DIV. I ONLY		25-26-0	.4902	157	7-3-0		185	169	166	.48469	166
DIV. I NON-CONF.		10-16-0	.38462	201	0-0-0		133	102	177	.47596	176
TOTALS		RPI 1-25	RPI 26-50		W-L RECORDS		RPI 51-100		RPI 101-150		RPI 150+
25-26-0	0-1-0	0-3-0		OVERALL		3-8-0		4-7-0		18-7-0	
14-7-0	0-0-0	0-0-0		HOME		1-1-0		3-2-0		10-4-0	
7-8-0	0-1-0	0-1-0		AWAY		2-3-0		0-2-0		5-1-0	
4-11-0	0-0-0	0-2-0		NEUTRAL		0-4-0		1-3-0		3-2-0	
10-16-0	0-1-0	0-3-0		NON-CONFERENCE		2-6-0		1-3-0		7-3-0	
5-4-0	0-0-0	0-0-0		HOME		1-1-0		0-2-0		4-1-0	
1-3-0	0-1-0	0-0-0		AWAY		1-1-0		0-0-0		0-0-0	
4-9-0	0-0-0	0-2-0		NEUTRAL		0-4-0		1-1-0		3-2-0	
15-10-0	0-0-0	0-0-0		CONFERENCE		1-2-0		3-4-0		11-4-0	
9-3-0	0-0-0	0-0-0		HOME		0-0-0		3-0-0		6-3-0	
6-5-0	0-0-0	0-0-0		AWAY		1-2-0		0-2-0		5-1-0	
0-2-0	0-0-0	0-0-0		NEUTRAL		0-0-0		0-2-0		0-0-0	
RPI S	Opponent	Score		RPI S	Opponent	Score		RPI S	Opponent	Score	
3 A	Oklahoma	4	9	34 N	Nebraska	4	7	51 N	BYU	5	6
				39 N	Tulsa	2	9	63 A	Fordham	0	3
				49 A	Kansas	0	9	63 A	Fordham	1	12
								63 A	Fordham	6	0
								68 N	Hofstra	1	9
								68 N	Hofstra	2	10
								76 H	DePaul	4	6
								81 H	Northern Ill.	12	7
								83 A	UNI	7	2
								94 N	Marshall	1	6
								99 A	FGCU	4	5
								109 H	Southern Ill.	2	14
								110 A	Dayton	0	1
								110 A	Dayton	1	2
								110 N	Dayton	1	2
								128 H	Drake	2	6
								128 N	Drake	0	7
								130 H	Saint Joseph's	3	2
								130 H	Saint Joseph's	3	1
								130 H	Saint Joseph's	6	5
								130 N	Saint Joseph's	1	7
								132 N	LIU Brooklyn	5	4
								181 N	Maryland	11	2
								181 N	Maryland	0	8
								188 H	UMKC	3	4
								188 N	UMKC	0	5
								194 H	Missouri St.	4	1
								209 A	George Mason	9	1
								209 A	George Mason	1	0
								220 N	Western Ill.	8	3
								231 A	George Washington	4	3
								231 H	George Washington	7	1
								231 H	George Washington	3	7
								231 H	George Washington	10	2
								234 H	Southeast Mo. St.	4	3
								234 H	Southeast Mo. St.	6	2
								234 H	Southeast Mo. St.	12	7
								241 A	La Salle	17	7
LAST 10 GAMES				110 N	Dayton	1	2	231 H	George Washington	7	1
				130 N	Saint Joseph's	1	7	209 A	George Mason	1	0
				231 A	George Washington	4	3	209 A	George Mason	9	1
				231 H	George Washington	3	7	130 H	Saint Joseph's	6	5
				231 H	George Washington	10	2	130 H	Saint Joseph's	3	1

Non-Div. I Games:

Saint Louis

Saint Louis

Average RPI Win:	206	WON-LOST RECORD	WINNING PCT. RANK	LAST 10 GAMES	STRENGTH OF SCHEDULE	OPP. STRENGTH OF SCHEDULE	TEAM RPI	ADJ RPI	CONF. RPI	ADJ CONF. RPI	
Average RPI Loss:	106	25-28-0	.4717 167	6-4-0	173	163	172	.48469 166	23	22	
DIV. I ONLY		6-18-0	.25 258	0-0-0	91	75	208	.45784 204	21	21	
DIV. I NON-CONF.											
<hr/>											
TOTALS	RPI 1-25	RPI 26-50		W-L RECORDS		RPI 51-100		RPI 101-150		RPI 150+	
25-28-0	0-1-0	0-7-0		OVERALL		3-5-0		2-10-0		20-5-0	
11-3-0	0-0-0	0-0-0		HOME		3-1-0		0-1-0		8-1-0	
8-13-0	0-0-0	0-1-0		AWAY		0-2-0		2-4-0		6-4-0	
6-12-0	0-1-0	0-6-0		NEUTRAL		0-1-0		0-4-0		6-0-0	
6-18-0	0-1-0	0-7-0		NON-CONFERENCE		1-2-0		0-8-0		5-0-0	
1-2-0	0-0-0	0-0-0		HOME		1-1-0		0-1-0		0-0-0	
1-6-0	0-0-0	0-0-		AWAY		0-1-0		0-4-0		1-0-0	
4-10-0	0-1-0	0-6-0		NEUTRAL		0-0-0		0-3-0		4-0-0	
19-10-0	0-0-0	0-0-0		CONFERENCE		2-3-0		2-2-0		15-5-0	
10-1-0	0-0-0	0-0-0		HOME		2-0-0		0-0-0		8-1-0	
7-7-0	0-0-0	0-0-0		AWAY		0-2-0		2-1-0		5-4-0	
2-2-0	0-0-0	0-0-0		NEUTRAL		0-1-0		0-1-0		2-0-0	
<hr/>											
RPI S	Opponent	Score	RPI S	Opponent	Score	RPI S	Opponent	Score	RPI S	Opponent	Score
16 N	Kentucky	1 9	30 N	Ole Miss	0 8	57 A	Jacksonville St.	1 13	107 N	Miami (OH)	0 7
			30 N	Ole Miss	2 4	57 A	Jacksonville St.	0 4	109 A	Southern Ill.	6 8
			32 N	McNeese St.	1 11	72 A	Troy	6 13	118 N	Lipscomb	1 4
			32 N	McNeese St.	3 4	76 H	DePaul	3 1	131 H	Butler	0 3
			47 A	Illinois	7 9	76 H	DePaul	3 5	131 N	Butler	1 2
			49 N	Kansas	2 3	98 H	Eastern Ky.	1 0	133 A	SIUE	4 1
			49 N	Kansas	1 7	98 H	Eastern Ky.	7 3	133 A	SIUE	1 3
						98 N	Eastern Ky.	4 6	133 A	SIUE	4 3
									133 N	SIUE	3 6
									143 A	Chattanooga	0 3
									150 A	Iowa St.	1 10
									150 A	Iowa St.	7 8
									176 H	UT Martin	5 4
									176 H	UT Martin	8 0
									176 H	UT Martin	3 2
									183 A	Tennessee Tech	1 5
									183 A	Tennessee Tech	0 1
									201 A	Bradley	3 2
									203 A	Murray St.	5 7
									203 A	Murray St.	0 4
									203 A	Murray St.	2 0
									203 N	Murray St.	10 5
									211 N	Morehead St.	7 0
									226 A	Belmont	15 3
									226 A	Belmont	4 2
									234 H	Southeast Mo. St.	1 4
									234 H	Southeast Mo. St.	4 3
<hr/>											
			LAST 10 GAMES								
			203 N	Murray St.	10 5	234 H	Southeast Mo. St.	1 4			
			133 N	SIUE	3 6	234 H	Southeast Mo. St.	4 3			
			98 N	Eastern Ky.	4 6	133 A	SIUE	4 1			
			211 N	Morehead St.	7 0	133 A	SIUE	1 3			
			234 H	Southeast Mo. St.	6 1	133 A	SIUE	4 3			

Non-Div. I Games:

Eastern Ill.

E
a
s
t
e
r
n
I
l
l
.

Eastern Illinois.

Eastern Ill.

Non-Div. I Games:

Monmouth

RPI	S	Opponent	Score	
247	A	Canisius	4	5
247	N	Canisius	6	3
249	A	Georgetown	10	0
256	A	Wagner	11	2
256	A	Wagner	7	4
261	A	Iona	10	0
261	A	Iona	4	1
276	N	Hartford	4	5
276	N	Hartford	11	7
278	A	Niagara	10	3
278	A	Niagara	1	2
283	N	Fairleigh Dickinson	11	2
283	N	Fairleigh Dickinson	12	0
286	H	Rider	9	0
286	H	Rider	11	0
290	H	Saint Peter's	2	3
290	H	Saint Peter's	5	0

Monmouth

M
o
n
m
o
u
t
h

M
o
n
m
o
u
t
h

UConn

Average RPI Win: 163		WON-LOST	WINNING	LAST 10	STRENGTH OF		OPP. STRENGTH	TEAM	ADJ	CONF.	ADJ CONF.
Average RPI Loss: 96		RECORD	PCT. RANK	GAMES	SCHEDULE		OF SCHEDULE	RPI	RPI	RPI	RPI
DIV. I ONLY		19-33-0	.36538	224	3-7-0		80	106	173	.48375	169
DIV. I NON-CONF.		15-20-0	.42857	187	2-1-0		120	179	152	.48932	151
TOTALS		RPI 1-25	RPI 26-50		W-L RECORDS		RPI 51-100		RPI 101-150		RPI 150+
19-33-0		0-6-0	0-7-0		OVERALL		4-4-0		7-8-0		8-8-0
7-5-0		0-0-0	0-1-0		HOME		1-2-0		2-2-0		4-0-0
3-16-0		0-6-0	0-4-0		AWAY		2-2-0		0-1-0		1-3-0
9-12-0		0-0-0	0-2-0		NEUTRAL		1-0-0		5-5-0		3-5-0
15-20-0		0-3-0	0-2-0		NON-CONFERENCE		3-2-0		5-7-0		7-6-0
4-1-0		0-0-0	0-0-0		HOME		0-0-0		0-1-0		4-0-0
2-8-0		0-3-0	0-0-		AWAY		2-2-0		0-1-0		0-1-0
9-11-0		0-0-0	0-1-0		NEUTRAL		1-0-0		5-5-0		3-5-0
4-13-0		0-3-0	0-5-0		CONFERENCE		1-2-0		2-1-0		1-2-0
3-4-0		0-0-0	0-1-0		HOME		1-2-0		2-1-0		0-0-0
1-8-0		0-3-0	0-3-0		AWAY		0-0-0		0-0-0		1-2-0
0-1-0		0-0-0	0-1-0		NEUTRAL		0-0-0		0-0-0		0-0-0
RPI S	Opponent	Score	RPI S	Opponent	Score	RPI S	Opponent	Score	RPI S	Opponent	Score
11 A	LSU	2 13	31 A	Oklahoma St.	0 8	56 A	Boston College	7 4	101 N	Nevada	7 8
21 A	South Fla.	0 1	33 H	UCF	0 1	58 A	Col. of Charleston	2 3	101 N	Nevada	2 3
21 A	South Fla.	1 9	33 N	UCF	2 3	68 A	Hofstra	8 10	106 N	St. John's (NY)	7 4
21 A	South Fla.	0 1	39 A	Tulsa	0 1	68 A	Hofstra	9 3	106 N	St. John's (NY)	5 0
23 A	Fla. Atlantic	1 3	39 A	Tulsa	0 8	81 N	Northern Ill.	3 0	107 N	Miami (OH)	1 10
25 A	South Carolina	4 5	39 A	Tulsa	2 7	89 H	Houston	1 5	113 N	Michigan St.	8 3
			42 N	Ohio St.	1 7	89 H	Houston	3 2	113 N	Michigan St.	0 9
						89 H	Houston	4 7	121 N	Kennesaw St.	1 9
									124 A	Coastal Caro.	2 4
									141 H	Massachusetts	4 7
									146 N	North Florida	3 0
									146 N	North Florida	4 0
									148 H	East Carolina	15 7
									148 H	East Carolina	8 5
									148 H	East Carolina	0 2
									152 A	Memphis	1 2
									152 A	Memphis	6 0
									152 A	Memphis	0 7
									165 N	Ill.-Chicago	2 3
									165 N	Ill.-Chicago	0 7
									178 N	Pacific	0 3
									219 N	Eastern Mich.	9 1
									223 N	Florida A&M	1 2
									223 N	Florida A&M	1 2
									230 N	Brown	7 0
									248 H	Central Conn. St.	6 0
									248 N	Central Conn. St.	5 0
			LAST 10 GAMES								
			33 N	UCF	2 3	89 H	Houston	1 5			
			31 A	Oklahoma St.	0 8	89 H	Houston	4 7			
			39 A	Tulsa	0 1	89 H	Houston	3 2			
			39 A	Tulsa	2 7	276 H	Hartford	16 0			
			39 A	Tulsa	0 8	56 A	Boston College	7 4			

Non-Div. I Games:

UConn

RPI	S	Opponent	Score	
259	H	Bryant	15	2
259	H	Bryant	2	0
263	A	Santa Clara	0	3
276	H	Hartford	16	0

UConn

U
C
o
n
n

U
C
o
n
n

Average RPI Win: 144		WON-LOST	WINNING	LAST 10	STRENGTH OF		OPP. STRENGTH	TEAM	ADJ	CONF.	ADJ CONF.
Average RPI Loss: 121		RECORD	PCT. RANK	GAMES	SCHEDULE		OF SCHEDULE	RPI	RPI	RPI	RPI
DIV. I ONLY		22-32-0	.40741	206	4-6-0		122	104	175	.48303	170
DIV. I NON-CONF.		14-16-0	.46667	171	0-1-0		87	61	110	.51437	112
TOTALS		RPI 1-25	RPI 26-50		W-L RECORDS		RPI 51-100		RPI 101-150		RPI 150+
22-32-0	0-1-0	0-6-0		OVERALL		9-7-0		3-6-0		10-12-0	
8-5-0	0-0-0	0-0-0		HOME		3-1-0		0-0-0		5-4-0	
4-17-0	0-0-0	0-2-0		AWAY		3-5-0		0-4-0		1-6-0	
10-10-0	0-1-0	0-4-0		NEUTRAL		3-1-0		3-2-0		4-2-0	
14-16-0	0-1-0	0-6-0		NON-CONFERENCE		6-4-0		3-3-0		5-2-0	
0-0-0	0-0-0	0-0-0		HOME		0-0-0		0-0-0		0-0-0	
4-6-0	0-0-0	0-0-		AWAY		3-3-0		0-1-0		1-0-0	
10-10-0	0-1-0	0-4-0		NEUTRAL		3-1-0		3-2-0		4-2-0	
8-16-0	0-0-0	0-0-0		CONFERENCE		3-3-0		0-3-0		5-10-0	
8-5-0	0-0-0	0-0-0		HOME		3-1-0		0-0-0		5-4-0	
0-11-0	0-0-0	0-0-0		AWAY		0-2-0		0-3-0		0-6-0	
0-0-0	0-0-0	0-0-0		NEUTRAL		0-0-0		0-0-0		0-0-0	
RPI S	Opponent	Score	RPI S	Opponent	Score	RPI S	Opponent	Score	RPI S	Opponent	Score
10 N	La.-Lafayette	4 22	26 N	Notre Dame	1 7	65 N	UAB	3 2	107 A	Miami (OH)	3 5
			28 N	Texas	2 13	75 A	Indiana	1 7	107 A	Miami (OH)	2 5
			28 N	Texas	0 8	77 N	Southern Miss.	1 17	107 A	Miami (OH)	3 4
			33 A	UCF	2 5	80 H	Ohio	3 2	115 N	Illinois St.	3 7
			33 A	UCF	0 8	80 H	Ohio	8 6	131 A	Butler	1 9
			44 N	South Ala.	0 8	80 H	Ohio	2 1	137 N	Boston U.	5 4
						81 A	Northern Ill.	0 10	141 N	Massachusetts	2 0
						81 A	Northern Ill.	4 5	150 N	Iowa St.	5 8
						81 H	Northern Ill.	4 12	150 N	Iowa St.	6 4
						89 A	Houston	10 0	160 H	Central Mich.	0 1
						90 N	Louisiana Tech	6 1	160 H	Central Mich.	2 1
						95 N	Western Caro.	5 4	160 H	Central Mich.	2 9
						99 A	FGCU	3 2	174 N	Stony Brook	14 1
						99 A	FGCU	3 9	174 N	Stony Brook	0 1
						100 A	Jacksonville	3 11	182 H	Western Mich.	5 4
						100 A	Jacksonville	11 0	182 H	Western Mich.	6 2
									182 H	Western Mich.	10 2
									189 A	Toledo	2 3
									189 A	Toledo	0 5
									189 A	Toledo	1 2
									191 A	Western Ky.	9 1
									203 N	Murray St.	1 6
									203 N	Murray St.	9 5
									219 A	Eastern Mich.	0 2
									219 A	Eastern Mich.	0 1
									219 A	Eastern Mich.	11 15
									222 N	Valparaiso	8 1
			LAST 10 GAMES								
			189 A	Toledo	2 3	182 H	Western Mich.	6 2			
			189 A	Toledo	0 5	160 H	Central Mich.	2 1			
			189 A	Toledo	1 2	160 H	Central Mich.	2 9			
			182 H	Western Mich.	10 2	160 H	Central Mich.	0 1			
			182 H	Western Mich.	5 4	75 A	Indiana	1 7			

Non-Div. I Games:

Ball St.

Ball St.

Through Games Of May 15, 2016

RPI	S	Opponent	Score	
225	H	Buffalo	4	13
225	H	Buffalo	0	2
225	H	Buffalo	5	3
234	N	Southeast Mo. St.	6	3

Ball St.

B
a
l
l
S
t
.

B
a
l
l
S
t
.

Average RPI Win: 220		WON-LOST RECORD		WINNING PCT. RANK		LAST 10 GAMES		STRENGTH OF SCHEDULE		OPP. STRENGTH OF SCHEDULE		TEAM RPI		ADJ RPI		CONF. RPI		ADJ CONF. RPI	
DIV. I ONLY		30-29-0		.50847 146		3-7-0		194		210		170		.48215 171		28		27	
DIV. I NON-CONF.		17-22-0		.4359 186		1-2-0		129		182		157		.48455 162		25		25	
TOTALS		RPI 1-25		RPI 26-50		W-L RECORDS		RPI 51-100		RPI 101-150		RPI 150+							
30-29-0		0-3-0		0-2-0		OVERALL		1-9-0		4-5-0		25-10-0							
10-3-0		0-0-0		0-0-0		HOME		0-1-0		1-1-0		9-1-0							
11-12-0		0-1-0		0-2-0		AWAY		0-4-0		1-2-0		10-3-0							
9-14-0		0-2-0		0-0-0		NEUTRAL		1-4-0		2-2-0		6-6-0							
17-22-0		0-3-0		0-2-0		NON-CONFERENCE		1-5-0		4-5-0		12-7-0							
3-2-0		0-0-0		0-0-0		HOME		0-1-0		1-1-0		2-0-0							
6-7-0		0-1-0		0-0-		AWAY		0-0-0		1-2-0		5-2-0							
8-13-0		0-2-0		0-0-0		NEUTRAL		1-4-0		2-2-0		5-5-0							
13-7-0		0-0-0		0-0-0		CONFERENCE		0-4-0		0-0-0		13-3-0							
7-1-0		0-0-0		0-0-0		HOME		0-0-0		0-0-0		7-1-0							
5-5-0		0-0-0		0-0-0		AWAY		0-4-0		0-0-0		5-1-0							
1-1-0		0-0-0		0-0-0		NEUTRAL		0-0-0		0-0-0		1-1-0							
RPI S	Opponent	Score		RPI S	Opponent	Score		RPI S	Opponent	Score		RPI S	Opponent	Score					
1 N	Florida	0	9	34 A	Nebraska	8	12	52 A	North Dakota St.	5	8	101 N	Nevada	3	11				
19 N	Georgia	0	13	49 A	Kansas	0	5	52 A	North Dakota St.	0	4	101 N	Nevada	2	10				
22 A	Arizona	2	12					52 A	North Dakota St.	7	8	117 A	Colorado St.	6	10				
								52 A	North Dakota St.	1	9	117 A	Colorado St.	3	11				
								57 N	Jacksonville St.	1	3	126 N	UC Santa Barbara	17	16				
								58 N	Col. of Charleston	1	5	127 N	Elon	2	0				
								83 H	UNI	2	10	128 H	Drake	8	0				
								83 N	UNI	0	8	128 H	Drake	4	10				
								86 N	Purdue	8	5	150 A	Iowa St.	6	4				
								98 N	Eastern Ky.	2	7	154 N	Akron	4	5				
												155 N	North Texas	3	11				
												164 N	Idaho St.	2	4				
												164 N	Idaho St.	1	9				
												184 A	Montana	12	3				
												184 A	Montana	0	1				
												188 A	UMKC	15	2				
												188 A	UMKC	5	10				
												188 N	UMKC	4	3				
												194 N	Missouri St.	15	4				
												194 N	Missouri St.	2	0				
												220 A	Western Ill.	2	0				
												220 A	Western Ill.	7	3				
												220 A	Western Ill.	8	14				
												227 N	Southern Utah	9	6				
												237 H	IUPUI	4	2				
												237 H	IUPUI	8	7				
												237 N	IUPUI	6	1				
LAST 10 GAMES																			
237 N	IUPUI	13	14	52 A	North Dakota St.	1	9	220 A	Western Ill.	8	14								
52 A	North Dakota St.	7	8	188 A	UMKC	15	2	227 N	Southern Utah	9	6								
237 N	IUPUI	6	1	188 A	UMKC	5	10	237 H	IUPUI	4	2								
52 A	North Dakota St.	5	8	83 H	UNI	2	10	237 H	IUPUI	8	7								
52 A	North Dakota St.	0	4	243 H	South Dakota	6	4	237 N	IUPUI	6	1								

Non-Div. I Games:

Omaha

RPI	S	Opponent	Score	
237	N	IUPUI	13	14
238	A	Alabama St.	7	0
240	N	Gardner-Webb	6	12
243	H	South Dakota	6	4
243	H	South Dakota	9	4
243	H	South Dakota	11	3
254	H	South Dakota St.	14	5
254	H	South Dakota St.	1	3
254	H	South Dakota St.	5	4
262	H	North Dakota	13	4
262	H	North Dakota	10	2
266	A	Northern Colo.	9	0
266	A	Northern Colo.	8	1
279	A	IPFW	17	6
279	A	IPFW	21	11
279	A	IPFW	19	1
287	N	Howard	13	2

Omaha

O
m
a
h
a

O
m
a
h
a

RPI	S	Opponent	Score	
206	A	Campbell	4	1
206	A	Campbell	7	5
206	A	Campbell	0	2
214	H	Winthrop	4	1
214	H	Winthrop	2	0
214	H	Winthrop	3	2
216	A	Savannah St.	4	6
216	A	Savannah St.	12	4
222	N	Valparaiso	2	4
240	A	Gardner-Webb	2	6
240	A	Gardner-Webb	4	0
240	A	Gardner-Webb	2	3
246	N	St. Bonaventure	9	6
285	H	N.C. Central	8	2
285	H	N.C. Central	9	1
289	H	South Carolina St.	9	5

Presbyterian

P
r
e
s
b
y
t
e
r
i
a
n

P
r
e
s
b
y
t
e
r
i
a
n

Average RPI Win: 148		WON-LOST	WINNING	LAST 10	STRENGTH OF		OPP. STRENGTH	TEAM	ADJ	CONF.	ADJ CONF.
Average RPI Loss: 73		RECORD	PCT. RANK	GAMES	SCHEDULE		OF SCHEDULE	RPI	RPI	RPI	RPI
DIV. I ONLY		22-33-0	.4	208	4-6-0		160	39	180	.48177	173
DIV. I NON-CONF.		15-17-0	.46875	170	1-0-0		207	51	165	.4851	160
TOTALS		RPI 1-25	RPI 26-50		W-L RECORDS		RPI 51-100		RPI 101-150		RPI 150+
22-33-0		0-4-0	3-12-0		OVERALL		6-10-0		4-5-0		9-2-0
10-16-0		0-1-0	1-7-0		HOME		2-5-0		1-3-0		6-0-0
6-14-0		0-2-0	1-5-0		AWAY		4-5-0		1-2-0		0-0-0
6-3-0		0-1-0	1-0-0		NEUTRAL		0-0-0		2-0-0		3-2-0
15-17-0		0-4-0	1-5-0		NON-CONFERENCE		2-3-0		3-3-0		9-2-0
8-6-0		0-1-0	0-2-0		HOME		2-2-0		0-1-0		6-0-0
1-8-0		0-2-0	0-0-		AWAY		0-1-0		1-2-0		0-0-0
6-3-0		0-1-0	1-0-0		NEUTRAL		0-0-0		2-0-0		3-2-0
7-16-0		0-0-0	2-7-0		CONFERENCE		4-7-0		1-2-0		0-0-0
2-10-0		0-0-0	1-5-0		HOME		0-3-0		1-2-0		0-0-0
5-6-0		0-0-0	1-2-0		AWAY		4-4-0		0-0-0		0-0-0
0-0-0		0-0-0	0-0-0		NEUTRAL		0-0-0		0-0-0		0-0-0
RPI S	Opponent	Score	RPI S	Opponent	Score	RPI S	Opponent	Score	RPI S	Opponent	Score
19 A	Georgia	0 5	33 A	UCF	0 1	56 H	Boston College	1 4	106 H	St. John's (NY)	4 5
19 H	Georgia	0 15	35 H	North Carolina	3 8	56 H	Boston College	0 9	121 A	Kennesaw St.	4 0
21 A	South Fla.	0 8	35 H	North Carolina	1 7	56 H	Boston College	4 8	126 A	UC Santa Barbara	4 6
25 N	South Carolina	1 3	35 H	North Carolina	0 7	60 A	Georgia St.	2 3	126 A	UC Santa Barbara	0 4
			42 H	Ohio St.	0 6	60 H	Georgia St.	4 3	132 N	LIU Brooklyn	4 0
			42 H	Ohio St.	3 4	72 H	Troy	2 1	143 N	Chattanooga	3 2
			43 H	Virginia Tech	0 1	86 H	Purdue	3 4	144 H	Virginia	8 6
			43 H	Virginia Tech	1 0	86 H	Purdue	0 3	144 H	Virginia	0 6
			43 H	Virginia Tech	0 5	87 A	Pittsburgh	9 8	144 H	Virginia	1 13
			45 N	Northwestern	3 2	87 A	Pittsburgh	3 4	155 N	North Texas	8 4
			46 A	Louisville	5 2	87 A	Pittsburgh	4 9	155 N	North Texas	2 10
			46 A	Louisville	4 5	88 A	Syracuse	6 4	180 H	Mercer	2 1
			46 A	Louisville	3 12	88 A	Syracuse	7 8	180 H	Mercer	4 0
			49 A	Kansas	1 12	97 A	North Carolina St.	7 3	227 N	Southern Utah	2 0
			49 A	Kansas	0 10	97 A	North Carolina St.	5 7	227 N	Southern Utah	5 1
						97 A	North Carolina St.	5 3	268 H	Tennessee St.	6 0
									268 H	Tennessee St.	5 0
									276 N	Hartford	3 4
									285 H	N.C. Central	7 0
									285 H	N.C. Central	3 2
LAST 10 GAMES											
			35 H	North Carolina	3 8	97 A	North Carolina St.	7 3			
			35 H	North Carolina	1 7	121 A	Kennesaw St.	4 0			
			35 H	North Carolina	0 7	144 H	Virginia	8 6			
			97 A	North Carolina St.	5 3	144 H	Virginia	0 6			
			97 A	North Carolina St.	5 7	144 H	Virginia	1 13			

Non-Div. I Games:

Georgia Tech

Average RPI Win:		227	WON-LOST RECORD		WINNING PCT. RANK		LAST 10 GAMES		STRENGTH OF SCHEDULE		OPP. STRENGTH OF SCHEDULE		TEAM RPI		ADJ RPI		CONF. RPI		ADJ CONF. RPI	
DIV. I ONLY			26-24-2		.51923 135		5-5-0		208		241		179		.48142 174		24		26	
DIV. I NON-CONF.			13-16-2		.45161 180		1-0-0		215		225		201		.4651 196		28		28	
TOTALS		RPI 1-25		RPI 26-50		W-L RECORDS		RPI 51-100		RPI 101-150		RPI 150+								
26-24-2		0-1-0		0-2-0		OVERALL		1-3-0		3-9-0		22-9-2								
12-4-1		0-0-0		0-0-0		HOME		1-0-0		1-2-0		10-2-1								
7-13-1		0-1-0		0-0-0		AWAY		0-3-0		0-5-0		7-4-1								
7-7-0		0-0-0		0-2-0		NEUTRAL		0-0-0		2-2-0		5-3-0								
13-16-2		0-1-0		0-2-0		NON-CONFERENCE		1-3-0		2-4-0		10-6-2								
6-2-1		0-0-0		0-0-0		HOME		1-0-0		0-1-0		5-1-1								
2-8-1		0-1-0		0-0-		AWAY		0-3-0		0-1-0		2-3-1								
5-6-0		0-0-0		0-2-0		NEUTRAL		0-0-0		2-2-0		3-2-0								
13-8-0		0-0-0		0-0-0		CONFERENCE		0-0-0		1-5-0		12-3-0								
6-2-0		0-0-0		0-0-0		HOME		0-0-0		1-1-0		5-1-0								
5-5-0		0-0-0		0-0-0		AWAY		0-0-0		0-4-0		5-1-0								
2-1-0		0-0-0		0-0-0		NEUTRAL		0-0-0		0-0-0		2-1-0								
RPI	S	Opponent		Score		RPI	S	Opponent		Score		RPI	S	Opponent		Score				
23	A	Fla. Atlantic		1	6	26	N	Notre Dame		0	7	68	H	Hofstra		8	7			
						26	N	Notre Dame		3	4	96	A	Charlotte		1	10			
												96	A	Charlotte		0	5			
												99	A	FGCU		11	12			
														130 N Saint Joseph's		3	1			
														130 N Saint Joseph's		3	2			
														132 H LIU Brooklyn		4	6			
														135 H Maine		2	6			
														135 H Maine		4	0			
														137 N Boston U.		0	4			
														138 A Binghamton		3	12			
														138 A Binghamton		6	7			
														138 A Binghamton		5	6			
														138 A Binghamton		2	3			
														162 H Albany (NY)		11	3			
														162 H Albany (NY)		8	0			
														162 H Albany (NY)		5	9			
														162 N Albany (NY)		7	9			
														170 N Ball St.		1	0			
														170 N Ball St.		1	14			
														172 N Presbyterian		2	8			
														181 N Maryland		10	4			
														192 H Providence		0	2			
														202 A UC Davis		0	5			
														204 A Manhattan		3	6			
														221 A Fairfield		3	11			
														232 H Seton Hall		5	4			
														248 A Central Conn. St.		5	4			
														248 A Central Conn. St.		3	3			

Non-Div. I Games:

Stony Brook

Stony Brook

Average RPI Win:		221	WON-LOST RECORD		WINNING PCT. RANK		LAST 10 GAMES		STRENGTH OF SCHEDULE		OPP. STRENGTH OF SCHEDULE		TEAM RPI		ADJ RPI		CONF. RPI		ADJ CONF. RPI					
Average RPI Loss:		122																						
DIV. I ONLY			28-22-0		.56		101		5-5-0		233		207		167		.48101		175		26		25	
DIV. I NON-CONF.			10-14-0		.41667		190		0-0-0		166		167		189		.4687		187		24		23	
TOTALS		RPI 1-25		RPI 26-50		W-L RECORDS		RPI 51-100		RPI 101-150		RPI 150+												
28-22-0		0-3-0		0-2-0		OVERALL		0-3-0		2-4-0		26-10-0												
13-3-0		0-0-0		0-0-0		HOME		0-0-0		1-1-0		12-2-0												
9-12-0		0-2-0		0-1-0		AWAY		0-3-0		1-1-0		8-5-0												
6-7-0		0-1-0		0-1-0		NEUTRAL		0-0-0		0-2-0		6-3-0												
10-14-0		0-3-0		0-2-0		NON-CONFERENCE		0-0-0		2-4-0		8-5-0												
4-3-0		0-0-0		0-0-0		HOME		0-0-0		1-1-0		3-2-0												
3-6-0		0-2-0		0-0-		AWAY		0-0-0		1-1-0		2-2-0												
3-5-0		0-1-0		0-1-0		NEUTRAL		0-0-0		0-2-0		3-1-0												
18-8-0		0-0-0		0-0-0		CONFERENCE		0-3-0		0-0-0		18-5-0												
9-0-0		0-0-0		0-0-0		HOME		0-0-0		0-0-0		9-0-0												
6-6-0		0-0-0		0-0-0		AWAY		0-3-0		0-0-0		6-3-0												
3-2-0		0-0-0		0-0-0		NEUTRAL		0-0-0		0-0-0		3-2-0												
RPI	S	Opponent		Score		RPI	S	Opponent		Score		RPI	S	Opponent		Score		RPI	S	Opponent		Score		
9	N	Oregon		1	4	36	A	California		1	6	74	A	Weber St.		0	8	101	A	Nevada		4	2	
18	A	Fresno St.		0	9	49	N	Kansas		0	9	74	A	Weber St.		3	4	101	A	Nevada		3	4	
18	A	Fresno St.		2	10							74	A	Weber St.		3	11	101	H	Nevada		1	3	
																		101	H	Nevada		8	0	
																		119	N	UC Riverside		0	8	
																		119	N	UC Riverside		4	7	
																		164	A	Idaho St.		3	5	
																		164	A	Idaho St.		10	1	
																		164	A	Idaho St.		4	7	
																		164	N	Idaho St.		1	11	
																		164	N	Idaho St.		4	7	
																		178	A	Pacific		2	7	
																		178	H	Pacific		0	4	
																		184	A	Montana		2	9	
																		184	A	Montana		11	3	
																		184	A	Montana		7	5	
																		184	N	Montana		10	4	
																		184	N	Montana		5	3	
																		185	A	St. Mary's (CA)		8	5	
																		185	A	St. Mary's (CA)		6	1	
																		202	A	UC Davis		0	1	
																		202	H	UC Davis		5	2	
																		227	H	Southern Utah		3	0	
																		227	H	Southern Utah		7	0	
																		227	H	Southern Utah		4	0	
																		227	N	Southern Utah		17	0	
																		228	H	CSU Bakersfield		4	5	
LAST 10 GAMES																								
				164	N	Idaho St.		4	7			252	H	Portland St.		10	2							
				227	N	Southern Utah		17	0			252	H	Portland St.		8	5							
				184	N	Montana		10	4			74	A	Weber St.		3	4							
				164	N	Idaho St.		1	11			74	A	Weber St.		3	11							
				252	H	Portland St.		6	5			74	A	Weber St.		0	8							

Non-Div. I Games:

Sacramento St.

RPI	S	Opponent	Score	
233	N	Seattle	4	2
233	N	Seattle	3	2
252	H	Portland St.	10	2
252	H	Portland St.	8	5
252	H	Portland St.	6	5
261	H	Iona	3	0
262	H	North Dakota	6	4
262	H	North Dakota	4	0
262	H	North Dakota	2	1
263	H	Santa Clara	9	0
263	N	Santa Clara	6	1
263	N	Santa Clara	0	1
266	A	Northern Colo.	11	7
266	A	Northern Colo.	4	1
266	A	Northern Colo.	8	5

Sacramento St.

S
a
c
r
a
m
e
n
t
o
s
t
.

S
a
c
r
a
m
e
n
t
o
s
t
.

U
T
M
a
r
t
i
n

UT Martin

RPI	S	Opponent	Score	
209	N	George Mason	2	1
210	N	Houston Baptist	10	2
210	N	Houston Baptist	5	2
211	A	Morehead St.	0	4
211	A	Morehead St.	4	1
224	A	Bethune-Cookman	9	1
225	N	Buffalo	4	3
226	H	Belmont	2	7
226	H	Belmont	13	2
234	H	Southeast Mo. St.	3	1
234	H	Southeast Mo. St.	1	0
234	H	Southeast Mo. St.	4	0
250	N	Detroit	3	2
256	N	Wagner	4	1
265	N	Mississippi Val.	8	1
268	H	Tennessee St.	8	7
268	H	Tennessee St.	6	1
269	A	Austin Peay	1	0
269	A	Austin Peay	5	1
269	A	Austin Peay	20	9
279	N	IPFW	6	1
284	N	Alabama A&M	11	3

UT Martin

U
T
M
a
r
t
i
n

Average RPI Win:	219	WON-LOST	WINNING	LAST 10	STRENGTH OF	OPP. STRENGTH	TEAM	ADJ	CONF.	ADJ CONF.					
Average RPI Loss:	114	RECORD	PCT. RANK	GAMES	SCHEDULE	OF SCHEDULE	RPI	RPI	RPI	RPI					
DIV. I ONLY		25-22-0	.53191	126	1-9-0	216	183	168	.48003	177	17	17			
DIV. I NON-CONF.		18-11-0	.62069	72	0-0-0	241	212	129	.49643	138	19	19			
<hr/>															
TOTALS	RPI 1-25	RPI 26-50		W-L RECORDS		RPI 51-100		RPI 101-150		RPI 150+					
25-22-0	0-2-0	0-1-0		OVERALL		0-6-0		3-8-0		22-5-0					
7-8-0	0-0-0	0-1-0		HOME		0-3-0		1-3-0		6-1-0					
4-7-0	0-0-0	0-0-0		AWAY		0-1-0		2-4-0		2-2-0					
14-7-0	0-2-0	0-0-0		NEUTRAL		0-2-0		0-1-0		14-2-0					
<hr/>															
18-11-0	0-2-0	0-1-0		NON-CONFERENCE		0-3-0		2-1-0		16-4-0					
2-2-0	0-0-0	0-1-0		HOME		0-0-0		1-0-0		1-1-0					
2-2-0	0-0-0	0-0-		AWAY		0-1-0		1-0-0		1-1-0					
14-7-0	0-2-0	0-0-0		NEUTRAL		0-2-0		0-1-0		14-2-0					
<hr/>															
7-11-0	0-0-0	0-0-0		CONFERENCE		0-3-0		1-7-0		6-1-0					
5-6-0	0-0-0	0-0-0		HOME		0-3-0		0-3-0		5-0-0					
2-5-0	0-0-0	0-0-0		AWAY		0-0-0		1-4-0		1-1-0					
0-0-0	0-0-0	0-0-0		NEUTRAL		0-0-0		0-0-0		0-0-0					
<hr/>															
RPI	S	Opponent	Score	RPI	S	Opponent	Score	RPI	S	Opponent	Score				
3	N	Oklahoma	4 11	49	H	Kansas	0 6	51	N	BYU	0 4	106	A	St. John's (NY)	1 4
14	N	Tennessee	0 5					55	N	CSUN	2 3	106	A	St. John's (NY)	6 8
								66	A	New Mexico St.	0 9	116	H	Villanova	2 4
								76	H	DePaul	1 9	116	H	Villanova	0 4
								76	H	DePaul	3 7	116	H	Villanova	1 8
								76	H	DePaul	0 2	119	N	UC Riverside	2 5
												128	A	Drake	4 0
												131	A	Butler	1 2
												131	A	Butler	0 3
												131	A	Butler	3 2
												150	H	Iowa St.	1 0
												154	N	Akron	1 0
												155	A	North Texas	5 4
												155	A	North Texas	1 11
												182	N	Western Mich.	6 1
												192	H	Providence	14 12
												192	H	Providence	11 3
												195	N	Sam Houston St.	2 1
												195	N	Sam Houston St.	3 7
												206	N	Campbell	15 3
												206	N	Campbell	11 3
				LAST 10 GAMES								217	N	Boise St.	9 6
				76	H	DePaul	0 2	131	A	Butler	1 2	232	A	Seton Hall	3 4
				76	H	DePaul	3 7	131	A	Butler	3 2	232	A	Seton Hall	3 0
				76	H	DePaul	1 9	131	A	Butler	0 3	239	N	Drexel	7 3
				106	A	St. John's (NY)	6 8	116	H	Villanova	2 4	249	H	Georgetown	15 2
				106	A	St. John's (NY)	1 4	116	H	Villanova	0 4	249	H	Georgetown	5 4

Non-Div. I Games:

Creighton

RPI	S	Opponent	Score	
249	H	Georgetown	6	2
254	H	South Dakota St.	0	10
254	H	South Dakota St.	4	0
254	N	South Dakota St.	4	3
254	N	South Dakota St.	0	1
272	N	Hampton	7	3
272	N	Hampton	7	0
273	N	Holy Cross	3	1
273	N	Holy Cross	2	0
278	N	Niagara	10	1
282	N	Sacred Heart	4	1

Creighton

P
a
c
i
f
i
c

Pacific

Pacific

RPI	S	Opponent	Score	
245	H	Colgate	1	0
245	H	Colgate	4	1
261	H	Iona	5	1
263	H	Santa Clara	5	7
263	H	Santa Clara	1	8
263	H	Santa Clara	7	3

Pacific

Average RPI Win:	208	WON-LOST RECORD	WINNING PCT. RANK	LAST 10 GAMES	STRENGTH OF SCHEDULE	OPP. STRENGTH OF SCHEDULE	TEAM RPI	ADJ RPI	CONF. RPI	ADJ CONF. RPI					
DIV. I ONLY		30-21-0	.58824	86	7-3-0	255	209	176	.47761	179	27	28			
DIV. I NON-CONF.		14-12-0	.53846	117	1-0-0	235	169	161	.48153	165	27	27			
<hr/>															
TOTALS	RPI 1-25	RPI 26-50		W-L RECORDS		RPI 51-100		RPI 101-150		RPI 150+					
30-21-0	0-0-0	0-1-0		OVERALL		1-5-0		4-3-0		25-12-0					
10-4-0	0-0-0	0-0-0		HOME		0-0-0		1-2-0		9-2-0					
15-10-0	0-0-0	0-1-0		AWAY		1-2-0		2-0-0		12-7-0					
5-7-0	0-0-0	0-0-0		NEUTRAL		0-3-0		1-1-0		4-3-0					
14-12-0	0-0-0	0-1-0		NON-CONFERENCE		1-5-0		3-1-0		10-5-0					
3-0-0	0-0-0	0-0-0		HOME		0-0-0		0-0-0		3-0-0					
7-7-0	0-0-0	0-0-		AWAY		1-2-0		2-0-0		4-4-0					
4-5-0	0-0-0	0-0-0		NEUTRAL		0-3-0		1-1-0		3-1-0					
16-9-0	0-0-0	0-0-0		CONFERENCE		0-0-0		1-2-0		15-7-0					
7-4-0	0-0-0	0-0-0		HOME		0-0-0		1-2-0		6-2-0					
8-3-0	0-0-0	0-0-0		AWAY		0-0-0		0-0-0		8-3-0					
1-2-0	0-0-0	0-0-0		NEUTRAL		0-0-0		0-0-0		1-2-0					
RPI	S	Opponent	Score	RPI	S	Opponent	Score	RPI	S	Opponent	Score				
				30	A	Ole Miss	2 9	59	A	Kent St.	2 3				
								59	A	Kent St.	7 6				
								72	N	Troy	8 10				
								78	N	Lehigh	4 12				
								78	N	Lehigh	2 14				
								96	A	Charlotte	1 7				
								102	N	Furman	3 5				
								118	A	Lipscomb	4 2				
								123	A	UNCG	15 6				
								134	H	Wright St.	9 2				
								134	H	Wright St.	1 2				
								134	H	Wright St.	2 3				
								141	N	Massachusetts	9 8				
								152	A	Memphis	5 13				
								152	A	Memphis	2 4				
								154	A	Akron	11 8				
								154	A	Akron	0 8				
								165	H	Ill.-Chicago	5 4				
								165	H	Ill.-Chicago	2 7				
								189	N	Toledo	4 3				
								193	H	Robert Morris	8 0				
								193	H	Robert Morris	8 2				
								200	N	Indiana St.	12 2				
								205	A	Cleveland St.	1 7				
								205	A	Cleveland St.	15 12				
								205	A	Cleveland St.	4 2				
								205	N	Cleveland St.	2 5				
								212	A	Green Bay	9 10				
								212	A	Green Bay	17 8				
								212	A	Green Bay	10 4				
								212	N	Green Bay	5 3				
								222	H	Valparaiso	3 0				
								222	H	Valparaiso	4 1				
<hr/>															
LAST 10 GAMES															
				205	N	Cleveland St.	2 5	267	H	Northern Ky.	9 12	212	A	Green Bay	17 8
				212	N	Green Bay	5 3	250	A	Detroit	8 0	212	A	Green Bay	10 4
				222	N	Valparaiso	6 10	250	A	Detroit	8 5	212	N	Green Bay	5 3
				267	H	Northern Ky.	10 3	250	A	Detroit	6 2	222	H	Valparaiso	3 0
				267	H	Northern Ky.	12 4	59	A	Kent St.	7 6	222	H	Valparaiso	4 1

Non-Div. I Games:

Youngstown St.

RPI	S	Opponent	Score	
222	H	Valparaiso	3	0
222	N	Valparaiso	6	10
246	A	St. Bonaventure	12	4
246	A	St. Bonaventure	9	5
250	A	Detroit	8	5
250	A	Detroit	6	2
250	A	Detroit	8	0
261	N	Iona	4	11
261	N	Iona	10	4
267	H	Northern Ky.	9	12
267	H	Northern Ky.	12	4
267	H	Northern Ky.	10	3
268	A	Tennessee St.	13	2
268	A	Tennessee St.	5	7
270	A	Oakland	0	2
270	A	Oakland	4	1
278	H	Niagara	3	1

Youngstown St.

Y
o
u
n
g
s
t
o
w
n
s
t
.

Y
o
u
n
g
s
t
o
w
n
s
t
.

Average RPI Win:		178	WON-LOST RECORD		WINNING PCT. RANK		LAST 10 GAMES		STRENGTH OF SCHEDULE		OPP. STRENGTH OF SCHEDULE		TEAM RPI		ADJ RPI		CONF. RPI		ADJ CONF. RPI				
DIV. I ONLY			23-35-0		.39655 210		3-7-0		133		134		187		.47747 180		13		13				
DIV. I NON-CONF.			17-19-0		.47222 168		0-0-0		198		163		172		.48119 166		13		13				
TOTALS		RPI 1-25		RPI 26-50		W-L RECORDS		RPI 51-100		RPI 101-150		RPI 150+											
23-35-0		1-1-0		0-6-0		OVERALL		2-7-0		7-12-0		13-9-0											
11-11-0		0-0-0		0-3-0		HOME		1-2-0		2-3-0		8-3-0											
6-14-0		0-0-0		0-2-0		AWAY		1-5-0		2-4-0		3-3-0											
6-10-0		1-1-0		0-1-0		NEUTRAL		0-0-0		3-5-0		2-3-0											
17-19-0		1-1-0		0-2-0		NON-CONFERENCE		1-5-0		3-4-0		12-7-0											
10-3-0		0-0-0		0-0-0		HOME		1-2-0		2-0-0		7-1-0											
3-8-0		0-0-0		0-0-		AWAY		0-3-0		0-0-0		3-3-0											
4-8-0		1-1-0		0-0-0		NEUTRAL		0-0-0		1-4-0		2-3-0											
6-16-0		0-0-0		0-4-0		CONFERENCE		1-2-0		4-8-0		1-2-0											
1-8-0		0-0-0		0-3-0		HOME		0-0-0		0-3-0		1-2-0											
3-6-0		0-0-0		0-0-0		AWAY		1-2-0		2-4-0		0-0-0											
2-2-0		0-0-0		0-1-0		NEUTRAL		0-0-0		2-1-0		0-0-0											
RPI	S	Opponent		Score		RPI	S	Opponent		Score		RPI	S	Opponent		Score							
4	N	Alabama		0	7	43	A	Virginia Tech		4	5	56	A	Boston College		1	9	102	H	Furman	0	3	
20	N	Minnesota		5	2	43	A	Virginia Tech		0	6	56	H	Boston College		3	8	102	H	Furman	2	8	
						50	H	Samford		6	11	60	A	Georgia St.		2	8	102	H	Furman	1	2	
						50	H	Samford		1	6	63	H	Fordham		6	0	102	N	Furman	5	2	
						50	H	Samford		3	10	72	A	Troy		1	4	102	N	Furman	1	8	
						50	N	Samford		0	2	87	H	Pittsburgh		1	19	107	N	Miami (OH)	5	6	
												95	A	Western Caro.		2	10	110	N	Dayton	3	8	
												95	A	Western Caro.		5	7	114	N	Rutgers	4	5	
												95	A	Western Caro.		3	2	123	A	UNCG	15	2	
																		123	A	UNCG	4	5	
																		123	A	UNCG	3	6	
																		132	N	LIU Brooklyn	1	5	
																		141	N	Massachusetts	8	0	
																		143	A	Chattanooga	0	9	
																		143	A	Chattanooga	8	2	
																		143	A	Chattanooga	9	10	
																		143	N	Chattanooga	7	4	
																		150	H	Iowa St.	9	3	
																		150	H	Iowa St.	5	0	
																		158	H	ETSU	2	7	
																		158	H	ETSU	7	11	
																		158	H	ETSU	8	0	
																		160	H	Central Mich.	0	8	
																		160	H	Central Mich.	5	3	
																		173	A	Georgia Tech	0	4	
																		173	A	Georgia Tech	1	2	
																		181	N	Maryland	5	6	
LAST 10 GAMES																							
						102	N	Furman		1	8	95	A	Western Caro.		3	2	160	H	Central Mich.	0	8	
						50	N	Samford		0	2	95	A	Western Caro.		5	7	160	H	Central Mich.	5	3	
						143	N	Chattanooga		7	4	102	H	Furman		2	8	173	A	Georgia Tech	0	4	
						102	N	Furman		5	2	102	H	Furman		1	2	173	A	Georgia Tech	1	2	
						95	A	Western Caro.		2	10	102	H	Furman		0	3	181	N	Maryland	5	6	

Non-Div. I Games:

Mercer

RPI	S	Opponent	Score	
193	N	Robert Morris	5	4
194	N	Missouri St.	2	6
194	N	Missouri St.	1	5
223	A	Florida A&M	15	7
223	A	Florida A&M	9	1
232	H	Seton Hall	8	1
232	H	Seton Hall	11	2
238	A	Alabama St.	16	5
238	A	Alabama St.	7	8
246	H	St. Bonaventure	5	3
246	H	St. Bonaventure	7	3
269	N	Austin Peay	10	2
270	H	Oakland	8	2
270	H	Oakland	5	2

M
e
r
c
e
r

M
e
r
c
e
r

Mercer

Average RPI Win: 138		WON-LOST	WINNING	LAST 10	STRENGTH OF		OPP. STRENGTH	TEAM	ADJ	CONF.	ADJ CONF.
Average RPI Loss: 85		RECORD	PCT. RANK	GAMES	SCHEDULE		OF SCHEDULE	RPI	RPI	RPI	RPI
DIV. I ONLY		12-40-0	.23077	272	1-9-0		29	76	174	.47682	181
DIV. I NON-CONF.		8-21-0	.27586	246	0-0-0		31	144	179	.47032	184
TOTALS		RPI 1-25	RPI 26-50		W-L RECORDS		RPI 51-100		RPI 101-150		RPI 150+
12-40-0		1-11-0	1-5-0		OVERALL		1-9-0		4-7-0		5-8-0
5-11-0		0-0-0	1-2-0		HOME		1-3-0		3-6-0		0-0-0
1-17-0		1-8-0	0-3-0		AWAY		0-4-0		0-0-0		0-2-0
6-12-0		0-3-0	0-0-0		NEUTRAL		0-2-0		1-1-0		5-6-0
8-21-0		1-5-0	0-0-0		NON-CONFERENCE		0-4-0		2-4-0		5-8-0
1-4-0		0-0-0	0-0-0		HOME		0-1-0		1-3-0		0-0-0
1-5-0		1-2-0	0-0-		AWAY		0-1-0		0-0-0		0-2-0
6-12-0		0-3-0	0-0-0		NEUTRAL		0-2-0		1-1-0		5-6-0
4-19-0		0-6-0	1-5-0		CONFERENCE		1-5-0		2-3-0		0-0-0
4-7-0		0-0-0	1-2-0		HOME		1-2-0		2-3-0		0-0-0
0-12-0		0-6-0	0-3-0		AWAY		0-3-0		0-0-0		0-0-0
0-0-0		0-0-0	0-0-0		NEUTRAL		0-0-0		0-0-0		0-0-0
RPI	S	Opponent	Score	RPI	S	Opponent	Score	RPI	S	Opponent	Score
2	A	Michigan	0 8	34	H	Nebraska	2 14	51	N	BYU	4 7
2	A	Michigan	0 16	34	H	Nebraska	7 4	52	H	North Dakota St.	1 10
2	A	Michigan	1 9	34	H	Nebraska	4 26	56	N	Boston College	1 9
3	A	Oklahoma	0 11	42	A	Ohio St.	3 4	60	A	Georgia St.	3 4
3	A	Oklahoma	2 11	42	A	Ohio St.	2 12	69	A	Penn St.	6 9
4	N	Alabama	5 10	42	A	Ohio St.	4 13	69	A	Penn St.	3 5
4	N	Alabama	0 1					69	A	Penn St.	0 4
9	N	Oregon	2 7					75	H	Indiana	3 8
20	A	Minnesota	0 9					75	H	Indiana	1 12
20	A	Minnesota	0 10					75	H	Indiana	10 8
20	A	Minnesota	1 11								
23	A	Fla. Atlantic	8 7								
				LAST 10 GAMES							
				75	H	Indiana	10 8	20	A	Minnesota	0 10
				75	H	Indiana	3 8	2	A	Michigan	0 8
				75	H	Indiana	1 12	2	A	Michigan	0 16
				20	A	Minnesota	0 9	2	A	Michigan	1 9
				20	A	Minnesota	1 11	114	H	Rutgers	0 4

Non-Div. I Games:

Maryland

[illegible]

Non-Div. I Games:

Western Mich.

RPI	S	Opponent	Score	
225	H	Buffalo	5	3
225	H	Buffalo	5	4
229	N	Quinnipiac	5	0
246	N	St. Bonaventure	6	4
250	H	Detroit	3	6
257	N	Cornell	8	0
261	N	Iona	0	1
279	N	IPFW	4	0
284	N	Alabama A&M	8	0

Western Mich.

W
e
s
t
e
r
n
M
i
c
h
.

W
e
s
t
e
r
n
M
i
c
h
.

RPI	S	Opponent	Score	
226	A	Belmont	7	8
226	A	Belmont	3	4
234	A	Southeast Mo. St.	3	2
234	A	Southeast Mo. St.	2	5
268	H	Tennessee St.	3	0
268	H	Tennessee St.	0	3
268	H	Tennessee St.	4	1
269	A	Austin Peay	12	1
269	A	Austin Peay	1	5
284	N	Alabama A&M	20	1

Tennessee Tech

T
e
n
n
e
s
s
e
e
T
e
c
h

T
e
n
n
e
s
s
e
e
T
e
c
h

Average RPI Win:		202	WON-LOST		WINNING		LAST 10		STRENGTH OF		OPP. STRENGTH		TEAM	ADJ		CONF.	ADJ CONF.	
Average RPI Loss:		126	RECORD		PCT. RANK		GAMES		SCHEDULE		OF SCHEDULE		RPI	RPI		RPI	RPI	
DIV. I ONLY			25-27-0		.48077	160	7-3-0		203		190		185	.47567		184	26	25
DIV. I NON-CONF.			8-17-0		.32	227	0-0-0		115		114		196	.46646		193	24	23
TOTALS		RPI 1-25		RPI 26-50		W-L RECORDS		RPI 51-100		RPI 101-150		RPI 150+						
25-27-0		0-1-0		0-3-0		OVERALL		3-6-0		2-3-0		20-14-0						
8-6-0		0-0-0		0-0-0		HOME		2-1-0		1-2-0		5-3-0						
10-11-0		0-1-0		0-1-0		AWAY		1-2-0		0-0-0		9-7-0						
7-10-0		0-0-0		0-2-0		NEUTRAL		0-3-0		1-1-0		6-4-0						
8-17-0		0-1-0		0-3-0		NON-CONFERENCE		1-4-0		2-3-0		5-6-0						
2-3-0		0-0-0		0-0-0		HOME		0-0-0		1-2-0		1-1-0						
2-6-0		0-1-0		0-0-		AWAY		1-1-0		0-0-0		1-3-0						
4-8-0		0-0-0		0-2-0		NEUTRAL		0-3-0		1-1-0		3-2-0						
17-10-0		0-0-0		0-0-0		CONFERENCE		2-2-0		0-0-0		15-8-0						
6-3-0		0-0-0		0-0-0		HOME		2-1-0		0-0-0		4-2-0						
8-5-0		0-0-0		0-0-0		AWAY		0-1-0		0-0-0		8-4-0						
3-2-0		0-0-0		0-0-0		NEUTRAL		0-0-0		0-0-0		3-2-0						
RPI	S	Opponent		Score		RPI	S	Opponent		Score		RPI	S	Opponent		Score		
8	A	Washington		2	12	40	A	Arizona St.		2	9	53	A	Grand Canyon		4	3	
						41	N	Texas St.		0	2	53	A	Grand Canyon		2	10	
						41	N	Texas St.		0	8	59	N	Kent St.		0	2	
												74	A	Weber St.		2	10	
												74	H	Weber St.		5	4	
												74	H	Weber St.		5	2	
												74	H	Weber St.		7	9	
												81	N	Northern Ill.		3	13	
												83	N	UNI		1	7	
																</		

RPI	S	Opponent	Score	
228	N	CSU Bakersfield	8	0
252	H	Portland St.	8	2
252	H	Portland St.	5	3
252	H	Portland St.	8	0
252	N	Portland St.	14	8
262	A	North Dakota	4	0
262	A	North Dakota	5	4
262	A	North Dakota	9	7
263	N	Santa Clara	6	5
266	A	Northern Colo.	10	6
266	A	Northern Colo.	9	6
266	A	Northern Colo.	6	4

Montana

M
o
n
t
a
n
a

M
o
n
t
a
n
a

Average RPI Win:	192	WON-LOST RECORD	WINNING PCT. RANK	LAST 10 GAMES	STRENGTH OF SCHEDULE	OPP. STRENGTH OF SCHEDULE	TEAM RPI	ADJ RPI	CONF. RPI	ADJ CONF. RPI	
Average RPI Loss:	106										
DIV. I ONLY	20-27-1	.42708	187	3-7-0	152	140	181	.47499	185	18	18
DIV. I NON-CONF.	13-19-1	.40909	193	0-0-0	125	140	166	.48012	169	17	17
<hr/>											
TOTALS	RPI 1-25	RPI 26-50		W-L RECORDS		RPI 51-100		RPI 101-150		RPI 150+	
20-27-1	0-1-0	0-6-0		OVERALL		0-7-0		5-6-1		15-7-0	
8-8-0	0-0-0	0-1-0		HOME		0-0-0		1-2-0		7-5-0	
7-8-1	0-0-0	0-1-0		AWAY		0-3-0		3-2-1		4-2-0	
5-11-0	0-1-0	0-4-0		NEUTRAL		0-4-0		1-2-0		4-0-0	
<hr/>											
13-19-1	0-1-0	0-6-0		NON-CONFERENCE		0-4-0		4-4-1		9-4-0	
5-5-0	0-0-0	0-1-0		HOME		0-0-0		0-0-0		5-4-0	
3-3-1	0-0-0	0-0-		AWAY		0-0-0		3-2-1		0-0-0	
5-11-0	0-1-0	0-4-0		NEUTRAL		0-4-0		1-2-0		4-0-0	
<hr/>											
7-8-0	0-0-0	0-0-0		CONFERENCE		0-3-0		1-2-0		6-3-0	
3-3-0	0-0-0	0-0-0		HOME		0-0-0		1-2-0		2-1-0	
4-5-0	0-0-0	0-0-0		AWAY		0-3-0		0-0-0		4-2-0	
0-0-0	0-0-0	0-0-0		NEUTRAL		0-0-0		0-0-0		0-0-0	
<hr/>											
RPI S	Opponent	Score		RPI S	Opponent	Score		RPI S	Opponent	Score	
9 N	Oregon	2	7	30 N	Ole Miss	0	5	51 A	BYU	0	1
				30 N	Ole Miss	2	10	51 A	BYU	0	7
				36 A	California	1	7	51 A	BYU	2	13
				36 H	California	0	2	52 N	North Dakota St.	1	5
				37 N	Long Beach St.	1	9	52 N	North Dakota St.	0	8
				47 N	Illinois	3	9	66 N	New Mexico St.	4	12
								74 N	Weber St.	5	6

Non-Div. I Games:

St. Mary's (CA)

RPI	S	Opponent	Score	
233	H	Seattle	0	1
245	H	Colgate	7	2
261	H	Iona	3	2
261	H	Iona	1	0
263	A	Santa Clara	0	2
263	A	Santa Clara	2	0
263	A	Santa Clara	0	1

St. Mary's (CA)

S
t
.
M
a
r
y
'
s
(
C
A
)

S
t
.
M
a
r
y
'
s
(
C
A
)

Average RPI Win:		105	WON-LOST RECORD		WINNING PCT. RANK		LAST 10 GAMES		STRENGTH OF SCHEDULE		OPP. STRENGTH OF SCHEDULE		TEAM RPI		ADJ RPI		CONF. RPI		ADJ CONF. RPI				
Average RPI Loss:		84	13-39-0		.25 267		1-9-0		50		58		193		.47474 186		5		5				
DIV. I ONLY			10-19-0		.34483 219		0-1-0		64		108		158		.48994 149		4		4				
DIV. I NON-CONF.																							
TOTALS		RPI 1-25		RPI 26-50		W-L RECORDS		RPI 51-100		RPI 101-150		RPI 150+											
13-39-0		0-5-0		2-12-0		OVERALL		6-9-0		3-8-0		2-5-0											
5-11-0		0-5-0		0-0-0		HOME		4-6-0		1-0-0		0-0-0											
1-20-0		0-0-0		0-10-0		AWAY		0-3-0		1-5-0		0-2-0											
7-8-0		0-0-0		2-2-0		NEUTRAL		2-0-0		1-3-0		2-3-0											
10-19-0		0-2-0		2-4-0		NON-CONFERENCE		3-0-0		3-8-0		2-5-0											
2-2-0		0-2-0		0-0-0		HOME		1-0-0		1-0-0		0-0-0											
1-9-0		0-0-0		0-0-		AWAY		0-0-0		1-5-0		0-2-0											
7-8-0		0-0-0		2-2-0		NEUTRAL		2-0-0		1-3-0		2-3-0											
3-20-0		0-3-0		0-8-0		CONFERENCE		3-9-0		0-0-0		0-0-0											
3-9-0		0-3-0		0-0-0		HOME		3-6-0		0-0-0		0-0-0											
0-11-0		0-0-0		0-8-0		AWAY		0-3-0		0-0-0		0-0-0											
0-0-0		0-0-0		0-0-0		NEUTRAL		0-0-0		0-0-0		0-0-0											
RPI	S	Opponent		Score		RPI	S	Opponent		Score		RPI	S	Opponent		Score							
12	H	Missouri		1	7	28	N	Texas		3	4	69	H	Penn St.		4	1	105	N	Ga. Southern		11	0
12	H	Missouri		4	11	28	N	Texas		1	0	69	H	Penn St.		3	8	105	N	Ga. Southern		2	10
20	H	Minnesota		2	9	34	A	Nebraska		1	3	69	H	Penn St.		3	11	105	N	Ga. Southern		4	7
20	H	Minnesota		0	12	34	A	Nebraska		5	6	75	A	Indiana		3	9	118	N	Lipscomb		0	7
20	H	Minnesota		3	14	39	A	Tulsa		7	9	75	A	Indiana		3	5	124	A	Coastal Caro.		5	6
						39	A	Tulsa		1	2	75	A	Indiana		5	10	124	A	Coastal Caro.		8	10
						45	A	Northwestern		5	6	82	H	Wisconsin		5	2	125	A	Hawaii		4	5
						45	A	Northwestern		5	9	82	H	Wisconsin		1	3	125	A	Hawaii		4	0
						45	A	Northwestern		9	13	82	H	Wisconsin		4	5	125	A	Hawaii		3	4
						46	N	Louisville		2	7	83	H	UNI		6	3	128	H	Drake		8	7
						46	N	Louisville		1	0	86	H	Purdue		7	8	150	A	Iowa St.		0	5
						47	A	Illinois		1	5	86	H	Purdue		4	6	165	N	Ill.-Chicago		2	3
						47	A	Illinois		1	5	86	H	Purdue		10	3	195	N	Sam Houston St.		8	0
						47	A	Illinois		0	8	91	N	Lamar		4	3	200	N	Indiana St.		2	3
												91	N	Lamar		14	8	213	A	A&M-Corpus Christi		1	2
																		213	A	A&M-Corpus Christi		1	2
																		215	N	Loyola Chicago		0	4
																		237	N	IUPUI		7	1
						LAST 10 GAMES																	
						20	H	Minnesota		0	12	47	A	Illinois		1	5						
						20	H	Minnesota		2	9	47	A	Illinois		1	5						
						20	H	Minnesota		3	14	69	H	Penn St.		3	11						
						150	A	Iowa St.		0	5	69	H	Penn St.		4	1						
						47	A	Illinois		0	8	69	H	Penn St.		3	8						

Non-Div. I Games:

Iowa

Average RPI Win:		190	WON-LOST RECORD		WINNING PCT. RANK	LAST 10 GAMES		STRENGTH OF SCHEDULE		OPP. STRENGTH OF SCHEDULE	TEAM RPI	ADJ RPI	CONF. RPI	ADJ CONF. RPI	
Average RPI Loss:		123													
DIV. I ONLY			22-34-0		.39286	213	2-8-0		114	182	189	.47458	187	19	19
DIV. I NON-CONF.			12-18-0		.4	196	0-1-0		112	172	164	.48501	161	20	20
TOTALS		RPI 1-25		RPI 26-50		W-L RECORDS		RPI 51-100		RPI 101-150		RPI 150+			
22-34-0		0-4-0		0-0-0		OVERALL		4-9-0		2-7-0		16-14-0			
14-15-0		0-1-0		0-0-0		HOME		4-5-0		1-0-0		9-9-0			
5-13-0		0-2-0		0-0-0		AWAY		0-4-0		0-3-0		5-4-0			
3-6-0		0-1-0		0-0-0		NEUTRAL		0-0-0		1-4-0		2-1-0			
12-18-0		0-4-0		0-0-0		NON-CONFERENCE		2-8-0		2-3-0		8-3-0			
9-8-0		0-1-0		0-0-0		HOME		2-4-0		1-0-0		6-3-0			
0-6-0		0-2-0		0-0-		AWAY		0-4-0		0-0-0		0-0-0			
3-4-0		0-1-0		0-0-0		NEUTRAL		0-0-0		1-3-0		2-0-0			
10-16-0		0-0-0		0-0-0		CONFERENCE		2-1-0		0-4-0		8-11-0			
5-7-0		0-0-0		0-0-0		HOME		2-1-0		0-0-0		3-6-0			
5-7-0		0-0-0		0-0-0		AWAY		0-0-0		0-3-0		5-4-0			
0-2-0		0-0-0		0-0-0		NEUTRAL		0-0-0		0-1-0		0-1-0			
RPI S	Opponent		Score		RPI S	Opponent		Score		RPI S	Opponent		Score		
15 A	UCLA		0	9				55 A	CSUN	3	4	113 N	Michigan St.	5	7
19 H	Georgia		1	8				55 A	CSUN	3	7	124 A	Coastal Caro.	10	11
19 N	Georgia		1	9				58 A	Col. of Charleston	0	6	124 A	Coastal Caro.	3	4
25 A	South Carolina		1	2				58 A	Col. of Charleston	6	7	124 A	Coastal Caro.	5	11
								58 H	Col. of Charleston	1	6	124 N	Coastal Caro.	10	14
								61 H	Longwood	9	5	126 N	UC Santa Barbara	0	9
								61 H	Longwood	5	4	126 N	UC Santa Barbara	2	5
								61 H	Longwood	2	4	137 H	Boston U.	6	3
								70 H	Towson	5	4	143 N	Chattanooga	4	3
								85 H	UT Arlington	3	4	153 A	Liberty	5	1
								88 H	Syracuse	1	3	153 A	Liberty	0	1
								95 H	Western Caro.	5	4	153 A	Liberty	2	3
								95 H	Western Caro.	5	6	156 H	Radford	1	3
												156 H	Radford	8	5
												156 H	Radford	1	4
												172 H	Presbyterian	2	1
												172 H	Presbyterian	0	5
												172 H	Presbyterian	2	3
												172 N	Presbyterian	5	8
												196 H	Delaware St.	4	3
												196 H	Delaware St.	4	7
												202 N	UC Davis	5	4
												206 H	Campbell	4	5
												206 H	Campbell	4	1
												206 H	Campbell	5	6
												214 A	Winthrop	8	0
												214 A	Winthrop	2	5
				LAST 10 GAMES											
				172 N	Presbyterian	5	8	124 A	Coastal Caro.	3	4	206 H	Campbell	4	5
				124 N	Coastal Caro.	10	14	153 A	Liberty	2	3	206 H	Campbell	4	1
				172 H	Presbyterian	2	1	153 A	Liberty	5	1	206 H	Campbell	5	6
				172 H	Presbyterian	2	3	153 A	Liberty	0	1	214 A	Winthrop	8	0
				172 H	Presbyterian	0	5	58 A	Col. of Charleston	0	6	214 A	Winthrop	2	5

Non-Div. I Games:

Charleston So.

RPI	S	Opponent	Score	
214	A	Winthrop	2	1
216	H	Savannah St.	5	8
216	H	Savannah St.	1	3
240	A	Gardner-Webb	9	4
240	A	Gardner-Webb	2	4
240	A	Gardner-Webb	6	0
260	H	Columbia	10	9
260	N	Columbia	8	1
274	H	N.C. A&T	10	2
274	H	N.C. A&T	3	1
279	H	IPFW	3	2
279	H	IPFW	9	4

Charleston So.

C
h
a
r
l
e
s
t
o
n
S
o
.

C
h
a
r
l
e
s
t
o
n
S
o
.

Average RPI Win: 197		WON-LOST RECORD		WINNING PCT. RANK		LAST 10 GAMES		STRENGTH OF SCHEDULE		OPP. STRENGTH OF SCHEDULE		TEAM RPI		ADJ RPI		CONF. RPI		ADJ CONF. RPI		
DIV. I ONLY		24-26-0		.48 161		3-7-0		215		150		188		.47288 188		20		20		
DIV. I NON-CONF.		14-19-0		.42424 188		3-2-0		192		135		191		.46797 189		18		18		
TOTALS		RPI 1-25		RPI 26-50		W-L RECORDS		RPI 51-100		RPI 101-150		RPI 150+								
24-26-0		0-3-0		0-2-0		OVERALL		3-7-0		2-3-0		19-11-0								
8-6-0		0-0-0		0-0-0		HOME		0-3-0		0-0-0		8-3-0								
11-7-0		0-1-0		0-0-0		AWAY		3-2-0		1-2-0		7-2-0								
5-13-0		0-2-0		0-2-0		NEUTRAL		0-2-0		1-1-0		4-6-0								
14-19-0		0-3-0		0-2-0		NON-CONFERENCE		1-3-0		2-3-0		11-8-0								
3-2-0		0-0-0		0-0-0		HOME		0-0-0		0-0-0		3-2-0								
6-5-0		0-1-0		0-0-		AWAY		1-1-0		1-2-0		4-1-0								
5-12-0		0-2-0		0-2-0		NEUTRAL		0-2-0		1-1-0		4-5-0								
10-7-0		0-0-0		0-0-0		CONFERENCE		2-4-0		0-0-0		8-3-0								
5-4-0		0-0-0		0-0-0		HOME		0-3-0		0-0-0		5-1-0								
5-2-0		0-0-0		0-0-0		AWAY		2-1-0		0-0-0		3-1-0								
0-1-0		0-0-0		0-0-0		NEUTRAL		0-0-0		0-0-0		0-1-0								
RPI S	Opponent		Score		RPI S	Opponent		Score		RPI S	Opponent		Score		RPI S	Opponent		Score		
3	A	Oklahoma	0	10	30	N	Ole Miss	4	5	53	A	Grand Canyon	9	7	125	A	Hawaii	0	1	
3	N	Oklahoma	4	8	39	N	Tulsa	0	10	53	A	Grand Canyon	7	5	125	A	Hawaii	0	5	
20	N	Minnesota	1	2						53	A	Grand Canyon	2	4	125	A	Hawaii	4	1	
										66	H	New Mexico St.	8	11	128	N	Drake	12	5	
										66	H	New Mexico St.	4	5	128	N	Drake	5	6	
										66	H	New Mexico St.	2	7	166	A	Saint Louis	4	3	
										67	A	Arkansas	6	7	166	N	Saint Louis	5	0	
										67	A	Arkansas	9	4	171	H	Omaha	10	5	
										81	N	Northern Ill.	1	12	171	H	Omaha	2	15	
										83	N	UNI	6	8	171	N	Omaha	3	4	
															185	N	St. Mary's (CA)	2	3	
															185	N	St. Mary's (CA)	0	9	
															194	N	Missouri St.	2	5	
															194	N	Missouri St.	8	11	
															220	N	Western Ill.	7	4	
															220	N	Western Ill.	7	2	
															228	H	CSU Bakersfield	6	1	
															228	H	CSU Bakersfield	10	3	
															228	H	CSU Bakersfield	12	7	
															228	N	CSU Bakersfield	3	4	
															233	A	Seattle	14	5	
															233	A	Seattle	3	7	
															233	A	Seattle	6	4	
															233	A	Seattle	7	3	
															234	N	Southeast Mo. St.	9	0	
															237	H	IUPUI	3	2	
															237	H	IUPUI	4	1	
															237	H	IUPUI	4	1	
				LAST 10 GAMES																
				228	N	CSU Bakersfield	3	4	171	H	Omaha	2	15	233	A	Seattle	6	4		
				233	A	Seattle	3	7	171	H	Omaha	10	5	233	A	Seattle	7	3		
				237	H	IUPUI	4	1	66	H	New Mexico St.	8	11	234	N	Southeast Mo. St.	9	0		
				237	H	IUPUI	3	2	66	H	New Mexico St.	2	7	237	H	IUPUI	3	2		
				237	H	IUPUI	4	6	66	H	New Mexico St.	4	5	237	H	IUPUI	4	1		

Non-Div. I Games:

UMKC

RPI	S	Opponent	Score	
237	H	IUPUI	4	6
243	A	South Dakota	6	7
243	A	South Dakota	10	2
253	H	Utah Valley	9	6
253	H	Utah Valley	3	2
253	H	Utah Valley	3	4
254	A	South Dakota St.	4	2
254	A	South Dakota St.	10	1

UMKC

Average RPI Win: 177		WON-LOST RECORD		WINNING PCT. RANK		LAST 10 GAMES		STRENGTH OF SCHEDULE		OPP. STRENGTH OF SCHEDULE		TEAM RPI		ADJ RPI		CONF. RPI		ADJ CONF. RPI	
DIV. I ONLY		21-33-0		.38889 214		8-2-0		138		148		190		.47275 189		16		16	
DIV. I NON-CONF.		7-20-0		.25926 255		0-0-0		101		142		212		.45364 210		16		16	
TOTALS		RPI 1-25		RPI 26-50		W-L RECORDS		RPI 51-100		RPI 101-150		RPI 150+							
21-33-0		0-2-0		0-2-0		OVERALL		4-10-0		3-8-0		14-11-0							
11-9-0		0-0-0		0-0-0		HOME		3-3-0		1-2-0		7-4-0							
7-13-0		0-1-0		0-0-0		AWAY		1-5-0		0-2-0		6-5-0							
3-11-0		0-1-0		0-2-0		NEUTRAL		0-2-0		2-4-0		1-2-0							
7-20-0		0-2-0		0-2-0		NON-CONFERENCE		1-8-0		2-5-0		4-3-0							
2-1-0		0-0-0		0-0-0		HOME		0-1-0		0-0-0		2-0-0							
2-9-0		0-1-0		0-0-		AWAY		1-5-0		0-2-0		1-1-0							
3-10-0		0-1-0		0-2-0		NEUTRAL		0-2-0		2-3-0		1-2-0							
14-13-0		0-0-0		0-0-0		CONFERENCE		3-2-0		1-3-0		10-8-0							
9-8-0		0-0-0		0-0-0		HOME		3-2-0		1-2-0		5-4-0							
5-4-0		0-0-0		0-0-0		AWAY		0-0-0		0-0-0		5-4-0							
0-1-0		0-0-0		0-0-0		NEUTRAL		0-0-0		0-1-0		0-0-0							
RPI S	Opponent		Score		RPI S	Opponent		Score		RPI S	Opponent		Score		RPI S	Opponent		Score	
7 A	James Madison		3	12	28 N	Texas		3	6	53 N	Grand Canyon		2	10	107 H	Miami (OH)		1	12
24 N	Oregon St.		2	7	28 N	Texas		2	17	53 N	Grand Canyon		3	11	107 H	Miami (OH)		5	6
										55 A	CSUN		6	5	107 H	Miami (OH)		13	10
										79 A	Cal Poly		0	9	107 N	Miami (OH)		2	5
										80 H	Ohio		2	4	119 A	UC Riverside		2	3
										80 H	Ohio		0	8	119 A	UC Riverside		3	5
										81 H	Northern Ill.		7	6	130 N	Saint Joseph's		0	11
										81 H	Northern Ill.		2	1	130 N	Saint Joseph's		2	8
										81 H	Northern Ill.		8	7	138 N	Binghamton		9	6
										89 A	Houston		0	9	141 N	Massachusetts		5	4
										89 A	Houston		0	8	150 N	Iowa St.		2	4
										94 A	Marshall		3	8	154 A	Akron		0	7
										94 A	Marshall		3	5	160 A	Central Mich.		1	2
										96 H	Charlotte		1	9	160 A	Central Mich.		3	12
															160 A	Central Mich.		1	9
															170 H	Ball St.		2	1
															170 H	Ball St.		5	0
															170 H	Ball St.		3	2
															179 N	Youngstown St.		3	4
															182 A	Western Mich.		2	1
															182 A	Western Mich.		7	4
															182 A	Western Mich.		3	1
															198 N	San Diego		2	5
															211 A	Morehead St.		0	2
															211 A	Morehead St.		3	2
															219 A	Eastern Mich.		9	0
															219 A	Eastern Mich.		7	6
				LAST 10 GAMES															
				154 A	Akron	0	7	81 H	Northern Ill.	8	7	198 N	San Diego	2	5				
				107 N	Miami (OH)	2	5	81 H	Northern Ill.	7	6	211 A	Morehead St.	0	2				
				170 H	Ball St.	3	2	81 H	Northern Ill.	2	1	211 A	Morehead St.	3	2				
				170 H	Ball St.	5	0	244 H	Bowling Green	6	2	219 A	Eastern Mich.	9	0				
				170 H	Ball St.	2	1	244 H	Bowling Green	2	1	219 A	Eastern Mich.	7	6				

Non-Div. I Games:

Toledo

RPI	S	Opponent	Score	
219	H	Eastern Mich.	6	8
225	H	Buffalo	3	6
225	H	Buffalo	0	1
225	H	Buffalo	1	2
244	H	Bowling Green	2	1
244	H	Bowling Green	6	2
279	H	IPFW	5	1
279	H	IPFW	3	1
290	N	Saint Peter's	5	0

Toledo

T
o
l
e
d
o

T
o
l
e
d
o

[illegible]

Non-Div. I Games:

Princeton

RPI	S	Opponent	Score	
254	N	South Dakota St.	6	7
254	N	South Dakota St.	4	2
257	A	Cornell	4	2
257	A	Cornell	10	1
257	H	Cornell	12	2
257	H	Cornell	4	3
260	A	Columbia	8	1
260	A	Columbia	6	3
260	A	Columbia	8	2
260	A	Columbia	1	4
272	A	Hampton	12	1
286	A	Rider	7	2

Princeton

P
r
i
n
c
e
t
o
n

P
r
i
n
c
e
t
o
n

Average RPI Win: 151		WON-LOST	WINNING	LAST 10	STRENGTH OF		OPP. STRENGTH	TEAM	ADJ	CONF.	ADJ CONF.
Average RPI Loss: 105		RECORD	PCT. RANK	GAMES	SCHEDULE		OF SCHEDULE	RPI	RPI	RPI	RPI
DIV. I ONLY		17-30-0	.3617	229	1-9-0		101	98	183	.47235	191
DIV. I NON-CONF.		9-17-0	.34615	218	0-4-0		152	99	204	.45669	205
TOTALS		RPI 1-25	RPI 26-50		W-L RECORDS		RPI 51-100		RPI 101-150		RPI 150+
17-30-0		0-5-0	0-4-0		OVERALL		5-9-0		4-4-0		8-8-0
11-17-0		0-1-0	0-3-0		HOME		2-3-0		2-3-0		7-7-0
2-10-0		0-4-0	0-1-0		AWAY		2-4-0		0-0-0		0-1-0
4-3-0		0-0-0	0-0-0		NEUTRAL		1-2-0		2-1-0		1-0-0
9-17-0		0-2-0	0-4-0		NON-CONFERENCE		2-3-0		2-3-0		5-5-0
5-11-0		0-1-0	0-3-0		HOME		1-1-0		0-2-0		4-4-0
0-3-0		0-1-0	0-0-		AWAY		0-0-0		0-0-0		0-1-0
4-3-0		0-0-0	0-0-0		NEUTRAL		1-2-0		2-1-0		1-0-0
8-13-0		0-3-0	0-0-0		CONFERENCE		3-6-0		2-1-0		3-3-0
6-6-0		0-0-0	0-0-0		HOME		1-2-0		2-1-0		3-3-0
2-7-0		0-3-0	0-0-0		AWAY		2-4-0		0-0-0		0-0-0
0-0-0		0-0-0	0-0-0		NEUTRAL		0-0-0		0-0-0		0-0-0
RPI S	Opponent	Score	RPI S	Opponent	Score	RPI S	Opponent	Score	RPI S	Opponent	Score
5 A	Auburn	1 19	38 A	Mississippi St.	0 7	77 A	Southern Miss.	2 3	102 N	Furman	4 2
16 H	Kentucky	0 5	46 H	Louisville	0 12	77 A	Southern Miss.	4 5	104 H	FIU	7 16
23 A	Fla. Atlantic	1 16	50 H	Samford	9 14	77 A	Southern Miss.	4 0	104 H	FIU	10 2
23 A	Fla. Atlantic	0 6	50 H	Samford	1 8	84 N	Central Ark.	2 3	104 H	FIU	5 4
23 A	Fla. Atlantic	3 8				84 N	Central Ark.	2 0	118 H	Lipscomb	1 5
						93 N	Northwestern St.	2 8	118 H	Lipscomb	0 3
						94 H	Marshall	6 4	131 N	Butler	2 0
						94 H	Marshall	3 10	143 N	Chattanooga	2 3
						94 H	Marshall	1 2	155 H	North Texas	6 9
						95 H	Western Caro.	0 1	155 H	North Texas	4 9
						95 H	Western Caro.	8 4	155 H	North Texas	6 3
						96 A	Charlotte	4 0	170 H	Ball St.	1 9
						96 A	Charlotte	0 1	183 H	Tennessee Tech	5 3
						96 A	Charlotte	3 11	194 H	Missouri St.	4 3
									194 H	Missouri St.	3 11
									203 A	Murray St.	0 6
									207 H	Middle Tenn.	5 4
									207 H	Middle Tenn.	3 4
									207 H	Middle Tenn.	4 3
									222 H	Valparaiso	7 1
									234 H	Southeast Mo. St.	3 8
									242 N	Appalachian St.	8 4
									269 H	Austin Peay	5 0
									269 H	Austin Peay	6 8
			LAST 10 GAMES								
			94 H	Marshall	3 10	23 A	Fla. Atlantic	3 8			
			94 H	Marshall	1 2	203 A	Murray St.	0 6			
			94 H	Marshall	6 4	50 H	Samford	1 8			
			23 A	Fla. Atlantic	0 6	50 H	Samford	9 14			
			23 A	Fla. Atlantic	1 16	16 H	Kentucky	0 5			

Non-Div. I Games:

Western Ky.

Average RPI Win:	190	WON-LOST RECORD	WINNING PCT. RANK	LAST 10 GAMES	STRENGTH OF SCHEDULE	OPP. STRENGTH OF SCHEDULE	TEAM RPI	ADJ RPI	CONF. RPI	ADJ CONF. RPI		
DIV. I ONLY		21-28-0	.42857	185	5-5-0	163	212	191	.4702	192	17	17
DIV. I NON-CONF.		15-14-0	.51724	136	1-0-0	159	240	145	.49234	143	19	19
<hr/>												
TOTALS	RPI 1-25	RPI 26-50		W-L RECORDS		RPI 51-100		RPI 101-150		RPI 150+		
21-28-0	0-0-0	0-0-0		OVERALL		1-8-0		7-11-0		13-9-0		
7-9-0	0-0-0	0-0-0		HOME		1-3-0		2-5-0		4-1-0		
5-11-0	0-0-0	0-0-0		AWAY		0-2-0		3-4-0		2-5-0		
9-8-0	0-0-0	0-0-0		NEUTRAL		0-3-0		2-2-0		7-3-0		
15-14-0	0-0-0	0-0-0		NON-CONFERENCE		1-5-0		4-5-0		10-4-0		
2-2-0	0-0-0	0-0-0		HOME		1-0-0		0-1-0		1-1-0		
4-4-0	0-0-0	0-0-		AWAY		0-2-0		2-2-0		2-0-0		
9-8-0	0-0-0	0-0-0		NEUTRAL		0-3-0		2-2-0		7-3-0		
6-14-0	0-0-0	0-0-0		CONFERENCE		0-3-0		3-6-0		3-5-0		
5-7-0	0-0-0	0-0-0		HOME		0-3-0		2-4-0		3-0-0		
1-7-0	0-0-0	0-0-0		AWAY		0-0-0		1-2-0		0-5-0		
0-0-0	0-0-0	0-0-0		NEUTRAL		0-0-0		0-0-0		0-0-0		
RPI	S	Opponent	Score	RPI	S	Opponent	Score	RPI	S	Opponent	Score	
						56 H Boston College	7 6	105 N Ga. Southern		7 3		
						58 N Col. of Charleston	1 4	106 H St. John's (NY)		0 4		
						63 A Fordham	0 5	106 H St. John's (NY)		0 1		
						63 A Fordham	3 8	106 H St. John's (NY)		3 2		
						76 H DePaul	6 8	109 N Southern Ill.		0 10		
						76 H DePaul	6 12	116 H Villanova		1 4		
						76 H DePaul	1 9	116 H Villanova		8 11		
						87 N Pittsburgh	0 13	116 H Villanova		7 5		
						87 N Pittsburgh	4 11	120 N Marist		2 3		
								122 H Harvard		2 8		
								129 A Stetson		2 3		
								129 A Stetson		7 2		
								129 A Stetson		6 2		
								131 A Butler		1 9		
								131 A Butler		3 5		
								131 A Butler		4 2		
								137 A Boston U.		2 10		
								146 N North Florida		3 0		
								174 A Stony Brook		2 0		
								177 A Creighton		12 14		
								177 A Creighton		3 11		
				LAST 10 GAMES				182 N Western Mich.		11 0		
				116 H Villanova	7 5	249 H Georgetown	8 4	199 N Penn		0 3		
				116 H Villanova	1 4	56 H Boston College	7 6	208 N Siena		2 6		
				116 H Villanova	8 11	232 A Seton Hall	4 10	209 N George Mason		11 0		
				249 H Georgetown	10 1	232 A Seton Hall	3 4	221 H Fairfield		5 6		
				249 H Georgetown	5 2	232 A Seton Hall	5 6	221 N Fairfield		4 2		

Non-Div. I Games:

Providence

RPI	S	Opponent	Score
230	H	Brown	8 0
232	A	Seton Hall	5 6
232	A	Seton Hall	4 10
232	A	Seton Hall	3 4
245	N	Colgate	6 5
249	H	Georgetown	5 2
249	H	Georgetown	10 1
249	H	Georgetown	8 4
250	N	Detroit	7 1
257	N	Cornell	10 4
259	A	Bryant	7 0
273	N	Holy Cross	1 5
290	N	Saint Peter's	9 1

Providence

[illegible]

Non-Div. I Games:

Robert Morris

RPI	S	Opponent	Score	
248	H	Central Conn. St.	8	3
248	H	Central Conn. St.	4	6
249	A	Georgetown	0	6
256	A	Wagner	6	5
256	A	Wagner	6	5
258	A	Mt. St. Mary's	9	1
258	A	Mt. St. Mary's	1	4
259	H	Bryant	4	3
259	H	Bryant	1	0
259	N	Bryant	3	1
260	N	Columbia	1	9
278	N	Niagara	7	5
282	A	Sacred Heart	3	1
282	A	Sacred Heart	1	3
283	H	Fairleigh Dickinson	3	0
283	H	Fairleigh Dickinson	4	0

Robert Morris

R
o
b
e
r
t
M
o
r
r
i
s

R
o
b
e
r
t
M
o
r
r
i
s

Average RPI Win:	180	WON-LOST	WINNING	LAST 10	STRENGTH OF	OPP. STRENGTH	TEAM	ADJ	CONF.	ADJ CONF.	
Average RPI Loss:	123	RECORD	PCT. RANK	GAMES	SCHEDULE	OF SCHEDULE	RPI	RPI	RPI	RPI	
DIV. I ONLY		22-30-0	.42308 190	6-4-0	182	145	194	.46923 194	15	15	
DIV. I NON-CONF.		11-14-0	.44 183	0-0-0	239	157	205	.45952 201	14	14	
<hr/>											
TOTALS	RPI 1-25	RPI 26-50		W-L RECORDS		RPI 51-100		RPI 101-150		RPI 150+	
22-30-0	0-0-0	0-6-0		OVERALL		2-7-0		4-6-0		16-11-0	
5-10-0	0-0-0	0-3-0		HOME		0-1-0		2-3-0		3-3-0	
8-13-0	0-0-0	0-3-0		AWAY		2-4-0		2-2-0		4-4-0	
9-7-0	0-0-0	0-0-0		NEUTRAL		0-2-0		0-1-0		9-4-0	
11-14-0	0-0-0	0-3-0		NON-CONFERENCE		1-4-0		0-1-0		10-6-0	
0-2-0	0-0-0	0-1-0		HOME		0-1-0		0-0-0		0-0-0	
3-6-0	0-0-0	0-0-		AWAY		1-2-0		0-0-0		2-2-0	
8-6-0	0-0-0	0-0-0		NEUTRAL		0-1-0		0-1-0		8-4-0	
11-16-0	0-0-0	0-3-0		CONFERENCE		1-3-0		4-5-0		6-5-0	
5-8-0	0-0-0	0-2-0		HOME		0-0-0		2-3-0		3-3-0	
5-7-0	0-0-0	0-1-0		AWAY		1-2-0		2-2-0		2-2-0	
1-1-0	0-0-0	0-0-0		NEUTRAL		0-1-0		0-0-0		1-0-0	
<hr/>											
RPI S	Opponent	Score	RPI S	Opponent	Score	RPI S	Opponent	Score	RPI S	Opponent	Score
			31 A	Oklahoma St.	0 4	67 A	Arkansas	11 1	109 A	Southern Ill.	3 4
			39 H	Tulsa	1 2	72 A	Troy	2 5	109 H	Southern Ill.	7 6
			48 A	Wichita St.	4 5	81 N	Northern Ill.	1 9	109 H	Southern Ill.	3 6
			48 H	Wichita St.	2 3	83 A	UNI	9 8	109 H	Southern Ill.	6 8
			48 H	Wichita St.	6 17	83 A	UNI	8 11	110 N	Dayton	1 3
			49 A	Kansas	0 4	83 A	UNI	2 4	115 H	Illinois St.	0 8
						83 N	UNI	2 4	115 H	Illinois St.	3 2
						84 H	Central Ark.	3 9	128 A	Drake	2 1
						85 A	UT Arlington	1 2	128 A	Drake	2 0
									128 A	Drake	1 6
									161 A	Evansville	4 2
									161 A	Evansville	1 0
									166 A	Saint Louis	1 4
									171 N	Omaha	0 2
									171 N	Omaha	4 15
									180 N	Mercer	6 2
									180 N	Mercer	5 1
									188 N	UMKC	5 2
									188 N	UMKC	11 8
									191 A	Western Ky.	11 3
									191 A	Western Ky.	3 4
			LAST 10 GAMES						200 H	Indiana St.	1 0
			109 A	Southern Ill.	3 4	48 A	Wichita St.	4 5	200 H	Indiana St.	3 5
			201 N	Bradley	6 3	161 A	Evansville	1 0	200 H	Indiana St.	5 1
			200 H	Indiana St.	3 5	161 A	Evansville	4 2	201 H	Bradley	5 0
			200 H	Indiana St.	1 0	83 A	UNI	9 8	201 H	Bradley	0 1
			200 H	Indiana St.	5 1	83 A	UNI	2 4	201 H	Bradley	5 7

Non-Div. I Games:

Missouri St.

Missouri.

Missouri.

Missouri St.

Average RPI Win: 187		WON-LOST	WINNING	LAST 10	STRENGTH OF		OPP. STRENGTH	TEAM	ADJ		CONF.	ADJ CONF.
Average RPI Loss: 114		RECORD	PCT. RANK	GAMES	SCHEDULE		OF SCHEDULE	RPI	RPI		RPI	RPI
DIV. I ONLY		21-33-0	.38889	214	6-4-0		155	139	196		.4659	195
DIV. I NON-CONF.		8-16-0	.33333	222	0-0-0		163	148	211		.45126	212
TOTALS		RPI 1-25	RPI 26-50		W-L RECORDS		RPI 51-100		RPI 101-150		RPI 150+	
21-33-0		0-3-0	0-6-0		OVERALL		2-7-0		3-8-0		16-9-0	
12-9-0		0-1-0	0-3-0		HOME		1-2-0		0-0-0		11-3-0	
7-14-0		0-2-0	0-0-0		AWAY		1-4-0		3-5-0		3-3-0	
2-10-0		0-0-0	0-3-0		NEUTRAL		0-1-0		0-3-0		2-3-0	
8-16-0		0-3-0	0-3-0		NON-CONFERENCE		0-2-0		0-4-0		8-4-0	
5-1-0		0-1-0	0-0-0		HOME		0-0-0		0-0-0		5-0-0	
1-7-0		0-2-0	0-0-		AWAY		0-2-0		0-2-0		1-1-0	
2-8-0		0-0-0	0-3-0		NEUTRAL		0-0-0		0-2-0		2-3-0	
13-17-0		0-0-0	0-3-0		CONFERENCE		2-5-0		3-4-0		8-5-0	
7-8-0		0-0-0	0-3-0		HOME		1-2-0		0-0-0		6-3-0	
6-7-0		0-0-0	0-0-0		AWAY		1-2-0		3-3-0		2-2-0	
0-2-0		0-0-0	0-0-0		NEUTRAL		0-1-0		0-1-0		0-0-0	
RPI S	Opponent	Score	RPI S	Opponent	Score	RPI S	Opponent	Score	RPI S	Opponent	Score	
13 H	Baylor	4 13	32 H	McNeese St.	4 12	89 A	Houston	8 10	103 A	Abilene Christian	2 5	
17 A	Texas A&M	4 18	32 H	McNeese St.	1 10	89 A	Houston	4 15	103 A	Abilene Christian	7 2	
17 A	Texas A&M	0 8	32 H	McNeese St.	1 11	91 N	Lamar	2 6	103 A	Abilene Christian	8 9	
			46 N	Louisville	0 7	92 A	Nicholls St.	3 5	116 N	Villanova	1 9	
			46 N	Louisville	1 6	92 A	Nicholls St.	1 9	136 A	SFA	9 2	
			47 N	Illinois	7 13	92 A	Nicholls St.	2 0	136 A	SFA	0 2	
						93 H	Northwestern St.	6 8	136 A	SFA	5 1	
						93 H	Northwestern St.	4 13	136 N	SFA	11 14	
						93 H	Northwestern St.	5 4	148 N	East Carolina	5 6	
									149 A	UTSA	0 1	
									149 A	UTSA	3 10	
									155 A	North Texas	5 4	
									155 A	North Texas	2 5	
									160 N	Central Mich.	1 0	
									163 H	La.-Monroe	3 2	
									163 H	La.-Monroe	6 2	
									177 N	Creighton	7 3	
									177 N	Creighton	1 2	
									186 N	Iowa	0 8	
									197 H	Southeastern La.	9 1	
									197 H	Southeastern La.	2 1	
									197 H	Southeastern La.	5 7	
			136 N	SFA	11 14	235 H	Incarinate Word	8 0	210 H	Houston Baptist	2 3	
			91 N	Lamar	2 6	235 H	Incarinate Word	8 0	210 H	Houston Baptist	5 4	
			136 A	SFA	9 2	235 H	Incarinate Word	9 1	210 H	Houston Baptist	6 16	
			136 A	SFA	0 2	103 A	Abilene Christian	8 9	213 A	A&M-Corpus Christi	7 1	
			136 A	SFA	5 1	103 A	Abilene Christian	7 2	213 A	A&M-Corpus Christi	0 1	

Non-Div. I Games:

Sam Houston St.

RPI	S	Opponent	Score	
213	A	A&M-Corpus Christi	2	6
213	A	A&M-Corpus Christi	8	0
232	N	Seton Hall	2	4
235	H	Incarnate Word	8	0
235	H	Incarnate Word	8	0
235	H	Incarnate Word	9	1
236	H	Texas Southern	7	0
291	H	Prairie View	6	2
291	H	Prairie View	5	4

Sam Houston St.

S
a
m
H
o
u
s
t
o
n
S
t
.

S
a
m
H
o
u
s
t
o
n
S
t
.

Average RPI Win:	254	WON-LOST RECORD	WINNING PCT. RANK	LAST 10 GAMES	STRENGTH OF SCHEDULE	OPP. STRENGTH OF SCHEDULE	TEAM RPI	ADJ RPI	CONF. RPI	ADJ CONF. RPI	
Average RPI Loss:	152										
DIV. I ONLY	30-18-0	.625	67	8-2-0	282	277	200	.46429	196	31	31
DIV. I NON-CONF.	10-14-0	.41667	190	4-0-0	236	175	210	.45243	211	31	31
<hr/>											
TOTALS	RPI 1-25	RPI 26-50		W-L RECORDS		RPI 51-100		RPI 101-150		RPI 150+	
30-18-0	0-0-0	0-0-0		OVERALL		2-8-0		0-2-0		28-8-0	
10-1-0	0-0-0	0-0-0		HOME		0-0-0		0-0-0		10-1-0	
12-11-0	0-0-0	0-0-0		AWAY		1-5-0		0-2-0		11-4-0	
8-6-0	0-0-0	0-0-0		NEUTRAL		1-3-0		0-0-0		7-3-0	
10-14-0	0-0-0	0-0-0		NON-CONFERENCE		2-8-0		0-2-0		8-4-0	
2-0-0	0-0-0	0-0-0		HOME		0-0-0		0-0-0		2-0-0	
4-8-0	0-0-0	0-0-		AWAY		1-5-0		0-2-0		3-1-0	
4-6-0	0-0-0	0-0-0		NEUTRAL		1-3-0		0-0-0		3-3-0	
20-4-0	0-0-0	0-0-0		CONFERENCE		0-0-0		0-0-0		20-4-0	
8-1-0	0-0-0	0-0-0		HOME		0-0-0		0-0-0		8-1-0	
8-3-0	0-0-0	0-0-0		AWAY		0-0-0		0-0-0		8-3-0	
4-0-0	0-0-0	0-0-0		NEUTRAL		0-0-0		0-0-0		4-0-0	
RPI	S	Opponent	Score	RPI	S	Opponent	Score	RPI	S	Opponent	Score

Non-Div. I Games:

Delaware St.

Average RPI Win:		233	WON-LOST RECORD		WINNING PCT. RANK		LAST 10 GAMES		STRENGTH OF SCHEDULE		OPP. STRENGTH OF SCHEDULE		TEAM RPI		ADJ RPI		CONF. RPI		ADJ CONF. RPI				
DIV. I ONLY			23-32-0		.41818 193		2-8-0		183		172		199		.46369 197		14		14				
DIV. I NON-CONF.			17-11-0		.60714 80		1-0-0		269		232		168		.47813 172		15		15				
TOTALS		RPI 1-25		RPI 26-50		W-L RECORDS		RPI 51-100		RPI 101-150		RPI 150+											
23-32-0		0-2-0		0-5-0		OVERALL		1-17-0		2-5-0		20-3-0											
15-18-0		0-1-0		0-1-0		HOME		0-10-0		2-5-0		13-1-0											
5-12-0		0-0-0		0-4-0		AWAY		1-6-0		0-0-0		4-2-0											
3-2-0		0-1-0		0-0-0		NEUTRAL		0-1-0		0-0-0		3-0-0											
17-11-0		0-2-0		0-2-0		NON-CONFERENCE		0-6-0		1-0-0		16-1-0											
14-7-0		0-1-0		0-1-0		HOME		0-4-0		1-0-0		13-1-0											
0-2-0		0-0-0		0-0-		AWAY		0-1-0		0-0-0		0-0-0											
3-2-0		0-1-0		0-0-0		NEUTRAL		0-1-0		0-0-0		3-0-0											
6-21-0		0-0-0		0-3-0		CONFERENCE		1-11-0		1-5-0		4-2-0											
1-11-0		0-0-0		0-0-0		HOME		0-6-0		1-5-0		0-0-0											
5-10-0		0-0-0		0-3-0		AWAY		1-5-0		0-0-0		4-2-0											
0-0-0		0-0-0		0-0-0		NEUTRAL		0-0-0		0-0-0		0-0-0											
RPI	S	Opponent		Score		RPI	S	Opponent		Score		RPI	S	Opponent		Score		RPI	S	Opponent		Score	
11	H	LSU		1	9	32	A	McNeese St.		1	3	77	A	Southern Miss.		2	8	103	H	Abilene Christian		5	6
13	N	Baylor		0	12	32	A	McNeese St.		3	10	77	N	Southern Miss.		8	9	103	H	Abilene Christian		2	13
						32	A	McNeese St.		1	9	84	H	Central Ark.		1	6	103	H	Abilene Christian		3	7
						38	A	Mississippi St.		2	10	84	H	Central Ark.		0	1	109	H	Southern Ill.		5	4
						38	H	Mississippi St.		0	8	84	H	Central Ark.		2	3	136	H	SFA		2	4
												85	H	UT Arlington		3	8	136	H	SFA		7	9
												85	H	UT Arlington		1	3	136	H	SFA		1	0
												85	H	UT Arlington		0	5	152	N	Memphis		10	7
												90	H	Louisiana Tech		1	4	176	H	UT Martin		1	9
												91	A	Lamar		3	6	195	A	Sam Houston St.		1	2
												91	A	Lamar		0	4	195	A	Sam Houston St.		1	9
												91	A	Lamar		6	10	195	A	Sam Houston St.		7	5
												92	H	Nicholls St.		1	2	225	H	Buffalo		8	4
												92	H	Nicholls St.		3	7	234	H	Southeast Mo. St.		7	1
												92	H	Nicholls St.		1	6	234	H	Southeast Mo. St.		4	3
												93	A	Northwestern St.		5	6	235	A	Incarnate Word		2	0
												93	A	Northwestern St.		4	5	235	A	Incarnate Word		4	2
												93	A	Northwestern St.		6	2	235	A	Incarnate Word		2	0
														251 H Alcorn				251	H	Alcorn		9	1
														251 H Alcorn				251	H	Alcorn		6	5
														265 H Mississippi Val.				265	H	Mississippi Val.		6	3
														268 H Tennessee St.				268	H	Tennessee St.		5	1
														268 H Tennessee St.				268	H	Tennessee St.		8	0
														277 N Jackson St.				277	N	Jackson St.		9	3
														279 N IPFW				279	N	IPFW		4	2
														284 H Alabama A&M				284	H	Alabama A&M		10	1
														284 H Alabama A&M				284	H	Alabama A&M		9	1
LAST 10 GAMES																							
						93	A	Northwestern St.		6	2	92	H	Nicholls St.		1	2	268	H	Tennessee St.		8	0
						93	A	Northwestern St.		4	5	32	A	McNeese St.		1	9	277	N	Jackson St.		9	3
						93	A	Northwestern St.		5	6	32	A	McNeese St.		3	10	279	N	IPFW		4	2
						92	H	Nicholls St.		1	6	32	A	McNeese St.		1	3	284	H	Alabama A&M		10	1
						92	H	Nicholls St.		3	7	292	H	Southern U.		10	1	284	H	Alabama A&M		9	1

Non-Div. I Games:

Southeastern La.

RPI	S	Opponent	Score	
284	H	Alabama A&M	9	7
284	H	Alabama A&M	10	5
292	H	Southern U.	10	1

Southeastern La.

S
o
u
t
h
e
a
s
t
e
r
n
L
a
.

S
o
u
t
h
e
a
s
t
e
r
n
L
a
.

[illegible]

Non-Div. I Games:

San Diego

RPI	S	Opponent	Score	
262	N	North Dakota	11	6
263	A	Santa Clara	3	5
263	A	Santa Clara	5	1
263	A	Santa Clara	5	1
290	A	Saint Peter's	11	0
290	N	Saint Peter's	10	2

San Diego

S
a
n
D
i
e
g
o

S
a
n
D
i
e
g
o

Average RPI Win:	224	WON-LOST RECORD	WINNING PCT. RANK	LAST 10 GAMES	STRENGTH OF SCHEDULE	OPP. STRENGTH OF SCHEDULE	TEAM RPI	ADJ RPI	CONF. RPI	ADJ CONF. RPI	
Average RPI Loss:	157										
DIV. I ONLY	23-21-0	.52273	132	8-2-0	247	234	198	.46301	199	25	24
DIV. I NON-CONF.	14-10-0	.58333	92	2-0-0	216	228	137	.493	142	26	26
<hr/>											
TOTALS	RPI 1-25	RPI 26-50		W-L RECORDS		RPI 51-100		RPI 101-150		RPI 150+	
23-21-0	0-0-0	0-2-0		OVERALL		0-2-0		5-8-0		18-9-0	
14-7-0	0-0-0	0-0-0		HOME		0-2-0		3-1-0		11-4-0	
4-9-0	0-0-0	0-0-0		AWAY		0-0-0		0-5-0		4-4-0	
5-5-0	0-0-0	0-2-0		NEUTRAL		0-0-0		2-2-0		3-1-0	
<hr/>											
14-10-0	0-0-0	0-2-0		NON-CONFERENCE		0-2-0		5-4-0		9-2-0	
7-4-0	0-0-0	0-0-0		HOME		0-2-0		3-1-0		4-1-0	
2-1-0	0-0-0	0-0-		AWAY		0-0-0		0-1-0		2-0-0	
5-5-0	0-0-0	0-2-0		NEUTRAL		0-0-0		2-2-0		3-1-0	
<hr/>											
9-11-0	0-0-0	0-0-0		CONFERENCE		0-0-0		0-4-0		9-7-0	
7-3-0	0-0-0	0-0-0		HOME		0-0-0		0-0-0		7-3-0	
2-8-0	0-0-0	0-0-0		AWAY		0-0-0		0-4-0		2-4-0	
0-0-0	0-0-0	0-0-0		NEUTRAL		0-0-0		0-0-0		0-0-0	
<hr/>											
RPI S	Opponent	Score	RPI S	Opponent	Score	RPI S	Opponent	Score	RPI S	Opponent	Score
			41 N	Texas St.	1 9	78 H	Lehigh	0 4	112 H	Army West Point	0 13
			47 N	Illinois	0 8	78 H	Lehigh	3 6	112 H	Army West Point	8 4
									116 A	Villanova	0 10
									122 A	Harvard	2 10
									122 A	Harvard	10 11
									130 H	Saint Joseph's	7 0
									130 H	Saint Joseph's	4 1
									131 N	Butler	2 10
									135 N	Maine	9 10
									135 N	Maine	3 0
									142 A	Dartmouth	1 4
									142 A	Dartmouth	1 12
									146 N	North Florida	3 2
									190 A	Princeton	4 0
									190 A	Princeton	6 7
									190 A	Princeton	4 5
									190 A	Princeton	4 10
									192 N	Providence	3 0
									218 H	Yale	6 5
									218 H	Yale	0 9
									230 H	Brown	1 5
			LAST 10 GAMES						230 H	Brown	2 0
			260 A	Columbia	3 4	257 H	Cornell	5 3	239 H	Drexel	4 2
			260 A	Columbia	9 2	257 H	Cornell	6 0	241 H	La Salle	5 2
			260 H	Columbia	0 6	257 H	Cornell	14 6	241 H	La Salle	3 5
			260 H	Columbia	4 1	130 H	Saint Joseph's	7 0	246 N	St. Bonaventure	1 5
			257 H	Cornell	3 1	130 H	Saint Joseph's	4 1	250 N	Detroit	4 2

Non-Div. I Games:

Penn

RPI	S	Opponent	Score	
257	H	Cornell	5	3
257	H	Cornell	6	0
257	H	Cornell	14	6
257	H	Cornell	3	1
260	A	Columbia	9	2
260	A	Columbia	3	4
260	H	Columbia	4	1
260	H	Columbia	0	6
267	N	Northern Ky.	10	1
275	H	Lafayette	4	0
275	H	Lafayette	2	1
286	A	Rider	12	4
286	A	Rider	5	0

P
e
n
n

P
e
n
n

Penn

Average RPI Win:		167	WON-LOST RECORD		WINNING PCT. RANK		LAST 10 GAMES		STRENGTH OF SCHEDULE		OPP. STRENGTH OF SCHEDULE		TEAM RPI		ADJ RPI		CONF. RPI		ADJ CONF. RPI			
DIV. I ONLY			16-35-0		.31373 249		3-7-0		88		158		204		.46203 200		15		15			
DIV. I NON-CONF.			7-20-0		.25926 255		1-1-0		56		165		202		.46145 200		14		14			
TOTALS		RPI 1-25		RPI 26-50		W-L RECORDS		RPI 51-100		RPI 101-150		RPI 150+										
16-35-0		0-1-0		0-5-0		OVERALL		2-6-0		3-10-0		11-13-0										
5-9-0		0-0-0		0-2-0		HOME		0-0-0		1-3-0		4-4-0										
5-12-0		0-1-0		0-2-0		AWAY		2-1-0		2-5-0		1-3-0										
6-14-0		0-0-0		0-1-0		NEUTRAL		0-5-0		0-2-0		6-6-0										
7-20-0		0-1-0		0-3-0		NON-CONFERENCE		0-6-0		1-4-0		6-6-0										
1-0-0		0-0-0		0-0-0		HOME		0-0-0		1-0-0		0-0-0										
0-6-0		0-1-0		0-0-		AWAY		0-1-0		0-2-0		0-0-0										
6-14-0		0-0-0		0-1-0		NEUTRAL		0-5-0		0-2-0		6-6-0										
9-15-0		0-0-0		0-2-0		CONFERENCE		2-0-0		2-6-0		5-7-0										
4-9-0		0-0-0		0-2-0		HOME		0-0-0		0-3-0		4-4-0										
5-6-0		0-0-0		0-0-0		AWAY		2-0-0		2-3-0		1-3-0										
0-0-0		0-0-0		0-0-0		NEUTRAL		0-0-0		0-0-0		0-0-0										
RPI	S	Opponent		Score		RPI	S	Opponent		Score		RPI	S	Opponent		Score						
5	A	Auburn		0 21		27	N	Utah		0 6		56	N	Boston College		0 4		102	N	Furman		7 17
						33	A	UCF		2 10		72	N	Troy		9 10		106	N	St. John's (NY)		4 8
						47	A	Illinois		0 9		75	A	Indiana		5 12		109	A	Southern Ill.		3 0
						48	H	Wichita St.		2 3		78	N	Lehigh		5 6		109	A	Southern Ill.		2 1
						48	H	Wichita St.		2 7		78	N	Lehigh		7 10		109	A	Southern Ill.		0 8
												83	A	UNI		11 7		115	A	Illinois St.		5 8
												83	A	UNI		11 2		115	A	Illinois St.		0 8
												99	N	FGCU		1 5		118	A	Lipscomb		9 12
																		128	H	Drake		0 12
																		128	H	Drake		0 9
																		128	H	Drake		6 15
																		131	H	Butler		8 0
																		150	A	Iowa St.		2 3
																		157	N	Bucknell		2 1
																		157	N	Bucknell		2 3
																		161	H	Evansville		5 6
																		161	H	Evansville		6 0
																		161	H	Evansville		2 11
																		162	N	Albany (NY)		2 0
																		162	N	Albany (NY)		2 12
																		162	N	Albany (NY)		2 6
																		165	N	Ill.-Chicago		3 4
																		165	N	Ill.-Chicago		3 2
																		179	N	Youngstown St.		2 12
																		186	N	Iowa		3 2
																		194	A	Missouri St.		0 1
																		194	A	Missouri St.		5 3
LAST 10 GAMES																						
																		194	A	Missouri St.		5 3
																		194	A	Missouri St.		0 1
																		194	A	Missouri St.		1 5
																		131	H	Butler		8 0
																		47	A	Illinois		0 9

Non-Div. I Games:

Indiana St.

Indianast.

I
n
d
i
a
n
a
s
t
.

Indiana St.

Average RPI Win: 170		WON-LOST	WINNING	LAST 10	STRENGTH OF		OPP. STRENGTH	TEAM	ADJ		CONF.	ADJ CONF.
Average RPI Loss: 124		RECORD	PCT. RANK	GAMES	SCHEDULE		OF SCHEDULE	RPI	RPI		RPI	RPI
DIV. I ONLY		18-30-0	.375	221	4-6-0		169	120	205		.46179	201
DIV. I NON-CONF.		6-15-0	.28571	235	0-0-0		183	87	227		.43909	222
TOTALS		RPI 1-25	RPI 26-50		W-L RECORDS		RPI 51-100		RPI 101-150		RPI 150+	
18-30-0		0-2-0	0-3-0		OVERALL		2-4-0		4-10-0		12-11-0	
8-7-0		0-0-0	0-0-0		HOME		1-2-0		2-3-0		5-2-0	
6-14-0		0-2-0	0-2-0		AWAY		0-0-0		2-5-0		4-5-0	
4-9-0		0-0-0	0-1-0		NEUTRAL		1-2-0		0-2-0		3-4-0	
6-15-0		0-2-0	0-1-0		NON-CONFERENCE		1-2-0		2-3-0		3-7-0	
1-1-0		0-0-0	0-0-0		HOME		0-0-0		1-0-0		0-1-0	
1-6-0		0-2-0	0-0-		AWAY		0-0-0		1-1-0		0-3-0	
4-8-0		0-0-0	0-1-0		NEUTRAL		1-2-0		0-2-0		3-3-0	
12-15-0		0-0-0	0-2-0		CONFERENCE		1-2-0		2-7-0		9-4-0	
7-6-0		0-0-0	0-0-0		HOME		1-2-0		1-3-0		5-1-0	
5-8-0		0-0-0	0-2-0		AWAY		0-0-0		1-4-0		4-2-0	
0-1-0		0-0-0	0-0-0		NEUTRAL		0-0-0		0-0-0		0-1-0	
RPI S	Opponent	Score	RPI S	Opponent	Score	RPI S	Opponent	Score	RPI S	Opponent	Score	
6 A	Florida St.	0 9	45 N	Northwestern	4 8	65 N	UAB	9 4	101 N	Nevada	6 7	
6 A	Florida St.	0 14	48 A	Wichita St.	7 8	68 N	Hofstra	4 7	109 H	Southern Ill.	1 6	
			48 A	Wichita St.	10 11	68 N	Hofstra	2 3	109 H	Southern Ill.	3 6	
						83 H	UNI	6 1	109 H	Southern Ill.	3 5	
						83 H	UNI	0 9	114 N	Rutgers	5 9	
						83 H	UNI	6 16	115 A	Illinois St.	4 1	
									115 A	Illinois St.	3 11	
									115 H	Illinois St.	5 3	
									121 A	Kennesaw St.	0 1	
									121 A	Kennesaw St.	6 1	
									128 A	Drake	4 10	
									128 A	Drake	6 8	
									128 A	Drake	3 11	
									133 H	SIUE	7 2	
									159 N	Utah St.	2 6	
									161 H	Evansville	2 11	
									161 H	Evansville	5 4	
									161 H	Evansville	13 9	
									166 H	Eastern Ill.	2 3	
									183 A	Tennessee Tech	4 5	
									183 A	Tennessee Tech	0 5	
									194 A	Missouri St.	7 5	
									194 A	Missouri St.	0 5	
									194 A	Missouri St.	1 0	
									194 N	Missouri St.	3 6	
									200 A	Indiana St.	12 4	
									200 A	Indiana St.	13 14	
LAST 10 GAMES			194 N	Missouri St.	3 6	215 H	Loyola Chicago	3 2				
			128 A	Drake	3 11	215 H	Loyola Chicago	1 0				
			128 A	Drake	6 8	115 A	Illinois St.	3 11				
			128 A	Drake	4 10	115 A	Illinois St.	4 1				
			215 H	Loyola Chicago	3 1	109 H	Southern Ill.	3 6				

Non-Div. I Games:

Bradley

RPI	S	Opponent	Score
200	A	Indiana St.	16 4
211	N	Morehead St.	10 11
215	H	Loyola Chicago	1 0
215	H	Loyola Chicago	3 1
215	H	Loyola Chicago	3 2
217	N	Boise St.	7 6
217	N	Boise St.	4 2
233	A	Seattle	4 5
233	N	Seattle	0 9
244	N	Bowling Green	9 8

Bradley

Average RPI Win:		166	WON-LOST RECORD		WINNING PCT. RANK	LAST 10 GAMES	STRENGTH OF SCHEDULE		OPP. STRENGTH OF SCHEDULE	TEAM RPI	ADJ RPI	CONF. RPI	ADJ CONF. RPI
Average RPI Loss:		99											
DIV. I ONLY			15-35-0		.3	252	1-9-0		90	100	202	.46101	202
DIV. I NON-CONF.			11-18-0		.37931	204	0-1-0		157	141	198	.46256	199
TOTALS		RPI 1-25	RPI 26-50		W-L RECORDS		RPI 51-100		RPI 101-150		RPI 150+		
15-35-0		0-3-0	1-8-0		OVERALL		2-6-0		4-11-0		8-7-0		
13-14-0		0-0-0	1-2-0		HOME		0-0-0		4-9-0		8-3-0		
1-14-0		0-1-0	0-5-0		AWAY		1-5-0		0-1-0		0-2-0		
1-7-0		0-2-0	0-1-0		NEUTRAL		1-1-0		0-1-0		0-2-0		
11-18-0		0-3-0	0-3-0		NON-CONFERENCE		1-1-0		2-4-0		8-7-0		
10-5-0		0-0-0	0-0-0		HOME		0-0-0		2-2-0		8-3-0		
0-6-0		0-1-0	0-0-		AWAY		0-0-0		0-1-0		0-2-0		
1-7-0		0-2-0	0-1-0		NEUTRAL		1-1-0		0-1-0		0-2-0		
4-17-0		0-0-0	1-5-0		CONFERENCE		1-5-0		2-7-0		0-0-0		
3-9-0		0-0-0	1-2-0		HOME		0-0-0		2-7-0		0-0-0		
1-8-0		0-0-0	0-3-0		AWAY		1-5-0		0-0-0		0-0-0		
0-0-0		0-0-0	0-0-0		NEUTRAL		0-0-0		0-0-0		0-0-0		
RPI S	Opponent	Score	RPI S	Opponent	Score	RPI S	Opponent	Score	RPI S	Opponent	Score		
6 N	Florida St.	3 17	27 N	Utah	0 11	55 A	CSUN	1 3	101 N	Nevada	7 8		
15 A	UCLA	1 9	29 A	Cal St. Fullerton	1 6	55 A	CSUN	5 6	119 H	UC Riverside	0 3		
24 N	Oregon St.	2 11	29 A	Cal St. Fullerton	1 5	55 A	CSUN	3 4	119 H	UC Riverside	2 7		
			29 A	Cal St. Fullerton	2 8	74 N	Weber St.	9 8	119 H	UC Riverside	2 4		
			36 A	California	0 4	79 A	Cal Poly	1 0	125 H	Hawaii	1 4		
			36 A	California	4 5	79 A	Cal Poly	0 6	125 H	Hawaii	1 0		
			37 H	Long Beach St.	5 7	79 A	Cal Poly	1 5	125 H	Hawaii	3 0		
			37 H	Long Beach St.	0 3	88 N	Syracuse	0 1	126 H	UC Santa Barbara	2 7		
			37 H	Long Beach St.	4 1				126 H	UC Santa Barbara	4 6		
									126 H	UC Santa Barbara	4 5		
									140 H	New Mexico	3 4		
									142 H	Dartmouth	0 2		
									142 H	Dartmouth	6 1		
									147 A	UNLV	2 3		
									150 H	Iowa St.	6 4		
									164 H	Idaho St.	2 1		
									174 H	Stony Brook	5 0		
									175 A	Sacramento St.	2 5		
									175 H	Sacramento St.	1 0		
									178 A	Pacific	0 9		
									178 H	Pacific	3 7		
									184 H	Montana	3 4		
									187 N	Charleston So.	4 5		
									228 H	CSU Bakersfield	6 1		
									228 H	CSU Bakersfield	2 4		
									228 N	CSU Bakersfield	2 4		
									243 H	South Dakota	11 1		
			LAST 10 GAMES										
			55 A	CSUN	3 4	126 H	UC Santa Barbara	4 5					
			55 A	CSUN	5 6	79 A	Cal Poly	1 0					
			55 A	CSUN	1 3	79 A	Cal Poly	1 5					
			126 H	UC Santa Barbara	4 6	79 A	Cal Poly	0 6					
			126 H	UC Santa Barbara	2 7	36 A	California	0 4					

Non-Div. I Games:

UC Davis

RPI	S	Opponent	Score	
243	H	South Dakota	11	10
261	H	Iona	7	2
263	H	Santa Clara	3	0

UC Davis

U
C
D
a
v
i
s

U
C
D
a
v
i
s

Average RPI Win: 201		WON-LOST	WINNING	LAST 10	STRENGTH OF		OPP. STRENGTH	TEAM	ADJ	CONF.	ADJ CONF.
Average RPI Loss: 132		RECORD	PCT. RANK	GAMES	SCHEDULE		OF SCHEDULE	RPI	RPI	RPI	RPI
DIV. I ONLY		24-31-0	.43636	182	6-4-0		217	175	208	.4606	203
DIV. I NON-CONF.		10-15-0	.4	196	1-0-0		165	113	190	.47096	183
TOTALS		RPI 1-25	RPI 26-50		W-L RECORDS		RPI 51-100		RPI 101-150		RPI 150+
24-31-0	0-2-0	0-0-0		OVERALL		1-11-0		1-6-0		22-12-0	
9-9-0	0-0-0	0-0-0		HOME		0-2-0		1-3-0		8-4-0	
7-16-0	0-2-0	0-0-0		AWAY		1-6-0		0-3-0		6-5-0	
8-6-0	0-0-0	0-0-0		NEUTRAL		0-3-0		0-0-0		8-3-0	
10-15-0	0-2-0	0-0-0		NON-CONFERENCE		1-6-0		0-4-0		9-3-0	
2-2-0	0-0-0	0-0-0		HOME		0-0-0		0-1-0		2-1-0	
2-9-0	0-2-0	0-0-0		AWAY		1-4-0		0-3-0		1-0-0	
6-4-0	0-0-0	0-0-0		NEUTRAL		0-2-0		0-0-0		6-2-0	
14-16-0	0-0-0	0-0-0		CONFERENCE		0-5-0		1-2-0		13-9-0	
7-7-0	0-0-0	0-0-0		HOME		0-2-0		1-2-0		6-3-0	
5-7-0	0-0-0	0-0-0		AWAY		0-2-0		0-0-0		5-5-0	
2-2-0	0-0-0	0-0-0		NEUTRAL		0-1-0		0-0-0		2-1-0	
RPI S	Opponent	Score		RPI S	Opponent	Score		RPI S	Opponent	Score	
5 A	Auburn	0	10					109 A	Southern Ill.	0	2
16 A	Kentucky	1	6					109 H	Southern Ill.	5	10
								118 A	Lipscomb	0	6
								121 A	Kennesaw St.	0	7
								133 H	SIUE	0	2
								133 H	SIUE	3	0
								133 H	SIUE	1	2
								152 A	Memphis	6	3
								158 N	ETSU	5	0
								161 H	Evansville	3	1
								161 H	Evansville	4	5
								166 H	Eastern Ill.	0	2
								166 H	Eastern Ill.	4	0
								166 H	Eastern Ill.	7	5
								166 N	Eastern Ill.	5	10
								170 N	Ball St.	5	9
								170 N	Ball St.	6	1
								176 H	UT Martin	5	0
								176 H	UT Martin	2	0
								176 N	UT Martin	2	0
								183 H	Tennessee Tech	7	9
								183 H	Tennessee Tech	1	3
								191 H	Western Ky.	6	0
								194 N	Missouri St.	1	0
								211 A	Morehead St.	2	3
								211 A	Morehead St.	8	2
								215 N	Loyola Chicago	1	9
LAST 10 GAMES											
				166 N	Eastern Ill.	5	10	269 A	Austin Peay	2	8
				176 N	UT Martin	2	0	176 H	UT Martin	5	0
				57 N	Jacksonville St.	0	5	176 H	UT Martin	2	0
				269 A	Austin Peay	6	1	191 H	Western Ky.	6	0
				269 A	Austin Peay	6	0	57 H	Jacksonville St.	1	3

Non-Div. I Games:

Murray St.

RPI	S	Opponent	Score	
215	N	Loyola Chicago	8	1
226	H	Belmont	4	0
226	H	Belmont	4	1
234	A	Southeast Mo. St.	16	5
234	A	Southeast Mo. St.	1	9
234	A	Southeast Mo. St.	3	4
259	N	Bryant	2	1
259	N	Bryant	6	0
268	A	Tennessee St.	7	2
268	A	Tennessee St.	4	5
269	A	Austin Peay	2	8
269	A	Austin Peay	6	0
269	A	Austin Peay	6	1
269	N	Austin Peay	10	5

Murray St.

M
u
r
r
a
y
S
t
.

M
u
r
r
a
y
S
t
.

Average RPI Win:	236	WON-LOST RECORD	WINNING PCT. RANK	LAST 10 GAMES	STRENGTH OF SCHEDULE	OPP. STRENGTH OF SCHEDULE	TEAM RPI	ADJ RPI	CONF. RPI	ADJ CONF. RPI		
DIV. I ONLY		30-21-0	.58824	86	6-4-0	258	274	192	.4601	204	29	30
DIV. I NON-CONF.		16-13-0	.55172	107	0-2-0	257	279	197	.45589	206	30	30
<hr/>												
TOTALS	RPI 1-25	RPI 26-50		W-L RECORDS		RPI 51-100		RPI 101-150		RPI 150+		
30-21-0	0-0-0	0-1-0		OVERALL		1-2-0		3-5-0		26-13-0		
15-4-0	0-0-0	0-0-0		HOME		0-0-0		1-0-0		14-4-0		
10-10-0	0-0-0	0-0-0		AWAY		1-1-0		1-4-0		8-5-0		
5-7-0	0-0-0	0-1-0		NEUTRAL		0-1-0		1-1-0		4-4-0		
16-13-0	0-0-0	0-1-0		NON-CONFERENCE		1-2-0		2-4-0		13-6-0		
7-2-0	0-0-0	0-0-0		HOME		0-0-0		1-0-0		6-2-0		
4-6-0	0-0-0	0-0-		AWAY		1-1-0		0-3-0		3-2-0		
5-5-0	0-0-0	0-1-0		NEUTRAL		0-1-0		1-1-0		4-2-0		
14-8-0	0-0-0	0-0-0		CONFERENCE		0-0-0		1-1-0		13-7-0		
8-2-0	0-0-0	0-0-0		HOME		0-0-0		0-0-0		8-2-0		
6-4-0	0-0-0	0-0-0		AWAY		0-0-0		1-1-0		5-3-0		
0-2-0	0-0-0	0-0-0		NEUTRAL		0-0-0		0-0-0		0-2-0		
RPI S	Opponent	Score	RPI S	Opponent	Score	RPI S	Opponent	Score	RPI S	Opponent	Score	
			50 N	Samford	6 8	70 N	Towson	0 1	106 A	St. John's (NY)	1 2	
						78 A	Lehigh	4 3	112 A	Army West Point	2 3	
						78 A	Lehigh	3 4	112 A	Army West Point	0 5	
									116 N	Villanova	6 5	
									120 A	Marist	4 3	
									120 A	Marist	5 10	
									132 H	LIU Brooklyn	9 8	
									146 N	North Florida	0 4	
									168 A	Monmouth	7 10	
									168 A	Monmouth	0 8	
									168 N	Monmouth	2 5	
									174 H	Stony Brook	6 3	
									185 A	St. Mary's (CA)	1 2	
									208 A	Siena	6 3	
									208 A	Siena	5 3	
									209 N	George Mason	9 7	
									219 N	Eastern Mich.	6 8	
									221 H	Fairfield	3 0	
									221 H	Fairfield	3 1	
									229 H	Quinnipiac	3 2	
									229 H	Quinnipiac	5 3	
					LAST 10 GAMES				229 N	Quinnipiac	0 1	
			168 N	Monmouth	2 5	261 H	Iona	8 0	247 H	Canisius	1 3	
			229 N	Quinnipiac	0 1	229 H	Quinnipiac	5 3	247 H	Canisius	11 4	
			290 A	Saint Peter's	11 0	229 H	Quinnipiac	3 2	256 H	Wagner	10 9	
			290 A	Saint Peter's	8 3	112 A	Army West Point	0 5	256 H	Wagner	1 3	
			261 H	Iona	8 0	112 A	Army West Point	2 3	260 A	Columbia	15 4	

Non-Div. I Games:

Manhattan

RPI	S	Opponent	Score	
260	A	Columbia	0	3
261	H	Iona	8	0
261	H	Iona	8	0
264	N	UMass Lowell	0	9
272	A	Hampton	10	7
272	A	Hampton	12	4
274	N	N.C. A&T	7	6
276	H	Hartford	9	2
276	H	Hartford	5	4
278	H	Niagara	3	5
278	H	Niagara	4	1
282	H	Sacred Heart	3	2
282	H	Sacred Heart	0	1
283	H	Fairleigh Dickinson	7	3
283	N	Fairleigh Dickinson	11	2
286	A	Rider	9	1
286	A	Rider	3	6
287	N	Howard	6	0
290	A	Saint Peter's	8	3
290	A	Saint Peter's	11	0

Manhattan

Manhattan

Manhattan

Average RPI Win: 226		WON-LOST	WINNING	LAST 10	STRENGTH OF		OPP. STRENGTH	TEAM	ADJ	CONF.	ADJ CONF.							
Average RPI Loss: 138		RECORD	PCT. RANK	GAMES	SCHEDULE		OF SCHEDULE	RPI	RPI	RPI	RPI							
DIV. I ONLY		21-32-0	.39623	211	6-4-0		175	233	210	.46002	205	27	28					
DIV. I NON-CONF.		7-18-0	.28	244	0-0-0		95	174	207	.45836	203	27	27					
<hr/>																		
TOTALS		RPI 1-25	RPI 26-50		W-L RECORDS		RPI 51-100		RPI 101-150		RPI 150+							
21-32-0		1-1-0	0-3-0		OVERALL		0-5-0		0-8-0		20-15-0							
10-11-0		0-0-0	0-1-0		HOME		0-0-0		0-0-0		10-10-0							
8-14-0		1-1-0	0-2-0		AWAY		0-2-0		0-5-0		7-4-0							
3-7-0		0-0-0	0-0-0		NEUTRAL		0-3-0		0-3-0		3-1-0							
7-18-0		1-1-0	0-3-0		NON-CONFERENCE		0-5-0		0-4-0		6-5-0							
5-4-0		0-0-0	0-1-0		HOME		0-0-0		0-0-0		5-3-0							
1-8-0		1-1-0	0-0-		AWAY		0-2-0		0-2-0		0-1-0							
1-6-0		0-0-0	0-0-0		NEUTRAL		0-3-0		0-2-0		1-1-0							
14-14-0		0-0-0	0-0-0		CONFERENCE		0-0-0		0-4-0		14-10-0							
5-7-0		0-0-0	0-0-0		HOME		0-0-0		0-0-0		5-7-0							
7-6-0		0-0-0	0-0-0		AWAY		0-0-0		0-3-0		7-3-0							
2-1-0		0-0-0	0-0-0		NEUTRAL		0-0-0		0-1-0		2-0-0							
RPI	S	Opponent	Score		RPI	S	Opponent	Score		RPI	S	Opponent	Score					
13	A	Baylor	3	6	31	H	Oklahoma St.	4	9	52	N	North Dakota St.	0	8				
13	A	Baylor	5	4	46	A	Louisville	5	9	59	N	Kent St.	0	4				
					46	A	Louisville	0	6	70	N	Towson	3	5				
										85	A	UT Arlington	3	4				
										85	A	UT Arlington	7	9				
												107	N	Miami (OH)	1	5		
												107	N	Miami (OH)	3	5		
												124	A	Coastal Caro.	0	9		
												124	A	Coastal Caro.	1	2		
												134	A	Wright St.	4	5		
												134	A	Wright St.	5	13		
												134	A	Wright St.	6	7		
												134	N	Wright St.	3	4		
												152	A	Memphis	4	5		
												154	H	Akron	4	5		
												154	H	Akron	1	3		
												165	A	Ill.-Chicago	0	3		
												165	H	Ill.-Chicago	0	10		
												165	H	Ill.-Chicago	3	10		
												165	H	Ill.-Chicago	9	8		
												179	H	Youngstown St.	12	15		
												179	H	Youngstown St.	7	1		
												179	H	Youngstown St.	2	4		
												179	N	Youngstown St.	5	2		
												193	H	Robert Morris	2	0		
												211	H	Morehead St.	5	6		
												212	H	Green Bay	3	6		
												212	H	Green Bay	1	3		
												212	H	Green Bay	9	2		
												212	N	Green Bay	5	2		
												222	A	Valparaiso	1	2		
												222	A	Valparaiso	10	7		
LAST 10 GAMES				134	N	Wright St.	3	4	212	H	Green Bay	3	6	212	H	Green Bay	1	3
				179	N	Youngstown St.	5	2	212	H	Green Bay	9	2	212	H	Green Bay	9	2
				165	A	Ill.-Chicago	0	3	250	A	Detroit	9	3	212	N	Green Bay	5	2
				212	N	Green Bay	5	2	250	A	Detroit	7	1	222	A	Valparaiso	1	2
				212	H	Green Bay	1	3	250	A	Detroit	8	6	222	A	Valparaiso	10	7

Non-Div. I Games:

Cleveland St.

RPI	S	Opponent	Score	
222	A	Valparaiso	5	2
232	N	Seton Hall	5	9
242	N	Appalachian St.	11	2
244	H	Bowling Green	8	5
250	A	Detroit	9	3
250	A	Detroit	7	1
250	A	Detroit	8	6
267	H	Northern Ky.	5	3
267	H	Northern Ky.	11	0
267	H	Northern Ky.	3	4
270	A	Oakland	5	2
270	A	Oakland	1	3
270	A	Oakland	7	1
278	H	Niagara	5	4
278	H	Niagara	6	4
278	H	Niagara	10	9

Cleveland St.

C
l
e
v
e
l
a
n
d
S
t
.

C
l
e
v
e
l
a
n
d
S
t
.

Campbell

Campbell

RPI	S	Opponent	Score	
214	H	Winthrop	13	5
215	H	Loyola Chicago	8	11
215	H	Loyola Chicago	0	3
240	A	Gardner-Webb	1	8
240	A	Gardner-Webb	6	4
240	A	Gardner-Webb	9	0
242	A	Appalachian St.	4	3
242	A	Appalachian St.	0	9
242	H	Appalachian St.	9	16
250	N	Detroit	11	9
259	H	Bryant	6	1
259	H	Bryant	2	1
259	H	Bryant	11	5
264	N	UMass Lowell	3	4
264	N	UMass Lowell	6	1
274	A	N.C. A&T	6	1
288	H	UMES	8	0
288	H	UMES	12	4
289	N	South Carolina St.	29	1

Campbell

C
a
m
p
b
e
l
l

C
a
m
p
b
e
l
l

Average RPI Win:	208	WON-LOST	WINNING	LAST 10	STRENGTH OF	OPP. STRENGTH	TEAM	ADJ	CONF.	ADJ CONF.	
Average RPI Loss:	114	RECORD	PCT. RANK	GAMES	SCHEDULE	OF SCHEDULE	RPI	RPI	RPI	RPI	
DIV. I ONLY	23-31-0	.42593	188	0-10-0	211	170	207	.4589	207	12	12
DIV. I NON-CONF.	17-13-0	.56667	102	0-1-0	258	267	188	.46986	186	11	11
<hr/>											
TOTALS	RPI 1-25	RPI 26-50		W-L RECORDS		RPI 51-100		RPI 101-150		RPI 150+	
23-31-0	0-3-0	0-1-0		OVERALL		4-11-0		2-8-0		17-8-0	
5-10-0	0-3-0	0-0-0		HOME		2-4-0		0-0-0		3-3-0	
11-13-0	0-0-0	0-1-0		AWAY		1-5-0		2-5-0		8-2-0	
7-8-0	0-0-0	0-0-0		NEUTRAL		1-2-0		0-3-0		6-3-0	
<hr/>											
17-13-0	0-0-0	0-1-0		NON-CONFERENCE		2-4-0		0-4-0		15-4-0	
2-1-0	0-0-0	0-0-0		HOME		0-0-0		0-0-0		2-1-0	
8-4-0	0-0-0	0-0-		AWAY		1-2-0		0-1-0		7-0-0	
7-8-0	0-0-0	0-0-0		NEUTRAL		1-2-0		0-3-0		6-3-0	
<hr/>											
6-18-0	0-3-0	0-0-0		CONFERENCE		2-7-0		2-4-0		2-4-0	
3-9-0	0-3-0	0-0-0		HOME		2-4-0		0-0-0		1-2-0	
3-9-0	0-0-0	0-0-0		AWAY		0-3-0		2-4-0		1-2-0	
0-0-0	0-0-0	0-0-0		NEUTRAL		0-0-0		0-0-0		0-0-0	
<hr/>											
RPI S	Opponent	Score	RPI S	Opponent	Score	RPI S	Opponent	Score	RPI S	Opponent	Score
23 H	Fla. Atlantic	1 3	33 A	UCF	0 2	59 N	Kent St.	3 4	104 A	FIU	1 9
23 H	Fla. Atlantic	0 7				77 H	Southern Miss.	6 5	104 A	FIU	1 7
23 H	Fla. Atlantic	0 9				77 H	Southern Miss.	3 2	104 A	FIU	3 6
						77 H	Southern Miss.	6 12	113 N	Michigan St.	2 3
						84 A	Central Ark.	5 7	132 N	LIU Brooklyn	2 7
						84 A	Central Ark.	2 10	143 A	Chattanooga	5 8
						92 N	Nicholls St.	2 7	146 N	North Florida	6 7
						92 N	Nicholls St.	7 1	149 A	UTSA	18 0
						94 A	Marshall	0 6	149 A	UTSA	7 5
						94 A	Marshall	2 9	149 A	UTSA	1 7
						94 A	Marshall	0 8	151 H	UTEP	9 3
						96 H	Charlotte	1 5	151 H	UTEP	2 7
						96 H	Charlotte	3 8	151 H	UTEP	6 9
						96 H	Charlotte	5 9	152 N	Memphis	11 2
						99 A	FGCU	4 2	163 N	La.-Monroe	0 8
									165 N	Ill.-Chicago	1 5
									191 A	Western Ky.	4 3
									191 A	Western Ky.	3 4
									191 A	Western Ky.	4 5
									226 A	Belmont	11 6
									226 H	Belmont	5 6
									238 A	Alabama St.	9 0
									238 A	Alabama St.	5 4
									241 N	La Salle	0 5
									243 N	South Dakota	1 0
									254 N	South Dakota St.	2 1
									255 N	UMBC	8 4
<hr/>											
			LAST 10 GAMES								
104 A FIU			3 6			96 H Charlotte			1 5		
104 A FIU			1 9			226 H Belmont			5 6		
104 A FIU			1 7			94 A Marshall			2 9		
96 H Charlotte			3 8			94 A Marshall			0 8		
96 H Charlotte			5 9			94 A Marshall			0 6		

Non-Div. I Games:

Middle Tenn.

Middle Tenn.

1
2
3
4
5
6
7
8
9
10

Middle Tenn.

Average RPI Win:	232	WON-LOST	WINNING	LAST 10	STRENGTH OF	OPP. STRENGTH	TEAM	ADJ	CONF.	ADJ CONF.	
Average RPI Loss:	175	RECORD	PCT. RANK	GAMES	SCHEDULE	OF SCHEDULE	RPI	RPI	RPI	RPI	
DIV. I ONLY	25-22-0	.53191	126	4-6-0	264	256	211	.45844	208	29	30
DIV. I NON-CONF.	15-12-0	.55556	104	0-2-0	252	234	180	.47491	177	30	30
<hr/>											
TOTALS	RPI 1-25	RPI 26-50		W-L RECORDS		RPI 51-100		RPI 101-150		RPI 150+	
25-22-0	0-0-0	0-0-0		OVERALL		1-3-0		3-4-0		21-15-0	
10-6-0	0-0-0	0-0-0		HOME		0-0-0		1-1-0		9-5-0	
10-11-0	0-0-0	0-0-0		AWAY		0-2-0		2-2-0		8-7-0	
5-5-0	0-0-0	0-0-0		NEUTRAL		1-1-0		0-1-0		4-3-0	
15-12-0	0-0-0	0-0-0		NON-CONFERENCE		1-3-0		2-3-0		12-6-0	
5-1-0	0-0-0	0-0-0		HOME		0-0-0		0-0-0		5-1-0	
5-6-0	0-0-0	0-0-		AWAY		0-2-0		2-2-0		3-2-0	
5-5-0	0-0-0	0-0-0		NEUTRAL		1-1-0		0-1-0		4-3-0	
10-10-0	0-0-0	0-0-0		CONFERENCE		0-0-0		1-1-0		9-9-0	
5-5-0	0-0-0	0-0-0		HOME		0-0-0		1-1-0		4-4-0	
5-5-0	0-0-0	0-0-0		AWAY		0-0-0		0-0-0		5-5-0	
0-0-0	0-0-0	0-0-0		NEUTRAL		0-0-0		0-0-0		0-0-0	
RPI	S	Opponent	Score	RPI	S	Opponent	Score	RPI	S	Opponent	Score
						73 N Delaware	6 5			104 A FIU	1 6
						73 N Delaware	2 7			104 A FIU	5 4
						88 A Syracuse	6 8			112 A Army West Point	7 6
						88 A Syracuse	1 9			112 A Army West Point	0 5
										116 N Villanova	0 11
										120 H Marist	3 2
										120 H Marist	0 14
										158 A ETSU	4 10
										158 A ETSU	3 2
										162 H Albany (NY)	8 13
										162 H Albany (NY)	10 0
										168 A Monmouth	9 10
										168 A Monmouth	2 8
										192 N Providence	6 2
										204 H Manhattan	3 6
										204 H Manhattan	3 5
										209 N George Mason	2 13
										211 N Morehead St.	1 9
										219 N Eastern Mich.	3 7
										221 A Fairfield	9 8
										221 A Fairfield	0 8
										229 H Quinnipiac	2 6
										229 H Quinnipiac	0 3
										247 A Canisius	13 8
										247 A Canisius	7 4
										248 N Central Conn. St.	3 2
										255 A UMBC	1 6
LAST 10 GAMES											
						120 H Marist	0 14			261 A Iona	3 5
						120 H Marist	3 2			221 A Fairfield	0 8
						278 H Niagara	5 3			221 A Fairfield	9 8
						278 H Niagara	9 5			88 A Syracuse	1 9
						261 A Iona	3 8			88 A Syracuse	6 8

Non-Div. I Games:

Siena

RPI	S	Opponent	Score	
261	A	Iona	3	8
261	A	Iona	3	5
264	N	UMass Lowell	1	0
273	H	Holy Cross	8	5
273	H	Holy Cross	5	2
276	A	Hartford	7	0
276	A	Hartford	3	1
278	H	Niagara	9	5
278	H	Niagara	5	3
282	N	Sacred Heart	7	2
283	H	Fairleigh Dickinson	7	2
283	H	Fairleigh Dickinson	13	3
286	A	Rider	3	1
286	A	Rider	7	5
290	H	Saint Peter's	7	0
290	H	Saint Peter's	8	1

Siena

S
i
e
n
a

S
i
e
n
a

[illegible]

Non-Div. I Games:

George Mason

George Mason

Average RPI Win:	195	WON-LOST	WINNING	LAST 10	STRENGTH OF	OPP. STRENGTH	TEAM	ADJ	CONF.	ADJ CONF.	
Average RPI Loss:	122	RECORD	PCT. RANK	GAMES	SCHEDULE	OF SCHEDULE	RPI	RPI	RPI	RPI	
DIV. I ONLY	15-29-0	.34091	239	2-8-0	145	187	217	.45475	210	14	14
DIV. I NON-CONF.	8-8-0	.5	149	0-0-0	234	276	199	.46525	195	15	15
<hr/>											
TOTALS	RPI 1-25	RPI 26-50		W-L RECORDS		RPI 51-100		RPI 101-150		RPI 150+	
15-29-0	0-0-0	1-5-0		OVERALL		2-10-0		2-4-0		10-10-0	
7-9-0	0-0-0	0-4-0		HOME		1-2-0		2-1-0		4-2-0	
3-14-0	0-0-0	0-0-0		AWAY		1-6-0		0-3-0		2-5-0	
5-6-0	0-0-0	1-1-0		NEUTRAL		0-2-0		0-0-0		4-3-0	
8-8-0	0-0-0	1-2-0		NON-CONFERENCE		0-1-0		0-0-0		7-5-0	
3-2-0	0-0-0	0-1-0		HOME		0-0-0		0-0-0		3-1-0	
0-2-0	0-0-0	0-0-		AWAY		0-1-0		0-0-0		0-1-0	
5-4-0	0-0-0	1-1-0		NEUTRAL		0-0-0		0-0-0		4-3-0	
7-21-0	0-0-0	0-3-0		CONFERENCE		2-9-0		2-4-0		3-5-0	
4-7-0	0-0-0	0-3-0		HOME		1-2-0		2-1-0		1-1-0	
3-12-0	0-0-0	0-0-0		AWAY		1-5-0		0-3-0		2-4-0	
0-2-0	0-0-0	0-0-0		NEUTRAL		0-2-0		0-0-0		0-0-0	
RPI	S	Opponent	Score	RPI	S	Opponent	Score	RPI	S	Opponent	Score
				32	H	McNeese St.	1 9	84	A	Central Ark.	2 4
				32	H	McNeese St.	0 8	84	A	Central Ark.	0 3
				32	H	McNeese St.	0 11	84	A	Central Ark.	2 4
				41	H	Texas St.	1 2	90	A	Louisiana Tech	0 9
				41	N	Texas St.	0 10	91	H	Lamar	3 0
				50	N	Samford	2 1	91	H	Lamar	0 4
								91	H	Lamar	2 8
								92	N	Nicholls St.	3 9
								92	N	Nicholls St.	0 3
								93	A	Northwestern St.	10 6
								93	A	Northwestern St.	2 5
								93	A	Northwestern St.	0 5

Non-Div. I Games:

Houston Baptist

Average RPI Win:	228	WON-LOST RECORD	WINNING PCT. RANK	LAST 10 GAMES		STRENGTH OF SCHEDULE	OPP. STRENGTH OF SCHEDULE	TEAM RPI	ADJ RPI	CONF. RPI	ADJ CONF. RPI	
DIV. I ONLY		26-27-0	.49057	155	4-6-0	254	204	214	.45458	211	23	22
DIV. I NON-CONF.		13-13-0	.5	149	0-1-0	277	202	215	.44677	213	21	21
<hr/>												
TOTALS	RPI 1-25	RPI 26-50		W-L RECORDS		RPI 51-100		RPI 101-150		RPI 150+		
26-27-0	0-0-0	0-2-0		OVERALL		0-7-0		2-6-0		24-12-0		
10-7-0	0-0-0	0-0-0		HOME		0-3-0		0-0-0		10-4-0		
8-14-0	0-0-0	0-0-0		AWAY		0-4-0		1-5-0		7-5-0		
8-6-0	0-0-0	0-2-0		NEUTRAL		0-0-0		1-1-0		7-3-0		
<hr/>												
13-13-0	0-0-0	0-2-0		NON-CONFERENCE		0-1-0		1-4-0		12-6-0		
2-2-0	0-0-0	0-0-0		HOME		0-0-0		0-0-0		2-2-0		
4-7-0	0-0-0	0-0-		AWAY		0-1-0		0-4-0		4-2-0		
7-4-0	0-0-0	0-2-0		NEUTRAL		0-0-0		1-0-0		6-2-0		
<hr/>												
13-14-0	0-0-0	0-0-0		CONFERENCE		0-6-0		1-2-0		12-6-0		
8-5-0	0-0-0	0-0-0		HOME		0-3-0		0-0-0		8-2-0		
4-7-0	0-0-0	0-0-0		AWAY		0-3-0		1-1-0		3-3-0		
1-2-0	0-0-0	0-0-0		NEUTRAL		0-0-0		0-1-0		1-1-0		
<hr/>												
RPI	S	Opponent	Score	RPI	S	Opponent	Score	RPI	S	Opponent	Score	
				42	N	Ohio St.	1 9	54	A	USC Upstate	2 10	
				43	N	Virginia Tech	0 8	57	A	Jacksonville St.	0 3	
								57	A	Jacksonville St.	0 6	
								57	A	Jacksonville St.	0 8	
								98	H	Eastern Ky.	0 2	
								98	H	Eastern Ky.	1 8	
								98	H	Eastern Ky.	2 5	

Non-Div. I Games:

Morehead St.

RPI	S	Opponent	Score	
226	A	Belmont	12	2
226	A	Belmont	2	1
234	H	Southeast Mo. St.	6	1
234	H	Southeast Mo. St.	1	0
242	A	Appalachian St.	7	0
242	A	Appalachian St.	2	4
244	N	Bowling Green	6	5
244	N	Bowling Green	1	11
267	A	Northern Ky.	6	2
267	A	Northern Ky.	5	0
268	H	Tennessee St.	6	2
268	H	Tennessee St.	13	10
269	H	Austin Peay	5	0
269	H	Austin Peay	5	4
278	N	Niagara	4	3
284	N	Alabama A&M	11	3
284	N	Alabama A&M	11	3

Morehead St.

M
o
r
e
h
e
a
d
s
t
.

M
o
r
e
h
e
a
d
s
t
.

Average RPI Win:		214	WON-LOST RECORD		WINNING PCT. RANK		LAST 10 GAMES		STRENGTH OF SCHEDULE		OPP. STRENGTH OF SCHEDULE		TEAM RPI		ADJ RPI		CONF. RPI		ADJ CONF. RPI				
DIV. I ONLY			21-31-0		.40385 207		5-5-0		166		219		203		.45328 212		27		28				
DIV. I NON-CONF.			9-19-0		.32143 224		0-0-0		90		156		192		.45861 202		27		27				
TOTALS		RPI 1-25		RPI 26-50		W-L RECORDS		RPI 51-100		RPI 101-150		RPI 150+											
21-31-0		0-2-0		0-1-0		OVERALL		1-9-0		2-7-0		18-12-0											
4-4-0		0-0-0		0-0-0		HOME		0-0-0		0-0-0		4-4-0											
9-12-0		0-2-0		0-0-0		AWAY		1-4-0		0-3-0		8-3-0											
8-15-0		0-0-0		0-1-0		NEUTRAL		0-5-0		2-4-0		6-5-0											
9-19-0		0-2-0		0-1-0		NON-CONFERENCE		1-9-0		2-4-0		6-3-0											
0-0-0		0-0-0		0-0-0		HOME		0-0-0		0-0-0		0-0-0											
1-6-0		0-2-0		0-0-		AWAY		1-4-0		0-0-0		0-0-0											
8-13-0		0-0-0		0-1-0		NEUTRAL		0-5-0		2-4-0		6-3-0											
12-12-0		0-0-0		0-0-0		CONFERENCE		0-0-0		0-3-0		12-9-0											
4-4-0		0-0-0		0-0-0		HOME		0-0-0		0-0-0		4-4-0											
8-6-0		0-0-0		0-0-0		AWAY		0-0-0		0-3-0		8-3-0											
0-2-0		0-0-0		0-0-0		NEUTRAL		0-0-0		0-0-0		0-2-0											
RPI	S	Opponent		Score		RPI	S	Opponent		Score		RPI	S	Opponent		Score		RPI	S	Opponent		Score	
14	A	Tennessee		1	13	34	N	Nebraska		0	8	54	N	USC Upstate		0	10	106	N	St. John's (NY)		0	10
14	A	Tennessee		1	10							54	N	USC Upstate		3	8	112	N	Army West Point		5	6
												65	N	UAB		1	5	128	N	Drake		5	6
												65	N	UAB		3	4	134	A	Wright St.		3	5
												82	A	Wisconsin		0	8	134	A	Wright St.		6	14
												82	A	Wisconsin		0	8	134	A	Wright St.		0	7
												83	A	UNI		0	14	135	N	Maine		0	6
												98	N	Eastern Ky.		2	11	135	N	Maine		5	4
												99	A	FGCU		2	10	135	N	Maine		11	3
												99	A	FGCU		7	1	165	H	Ill.-Chicago		9	8
																		165	H	Ill.-Chicago		3	0
																		165	H	Ill.-Chicago		4	10
																		179	H	Youngstown St.		8	17
																		179	H	Youngstown St.		4	10
																		179	H	Youngstown St.		10	9
																		179	N	Youngstown St.		3	5
																		205	A	Cleveland St.		6	3
																		205	A	Cleveland St.		2	9
																		205	A	Cleveland St.		3	1
																		205	N	Cleveland St.		2	5
																		215	N	Loyola Chicago		7	3
																		220	N	Western Ill.		4	8
																		220	N	Western Ill.		6	4
																		222	A	Valparaiso		1	11
																		222	A	Valparaiso		12	4
																		229	N	Quinnipiac		7	1
																		229	N	Quinnipiac		5	3
LAST 10 GAMES																							
179 N Youngstown St.						3	5	270 H Oakland						5	4	220 N Western Ill.						4	8
205 N Cleveland St.						2	5	270 H Oakland						4	8	222 A Valparaiso						1	11
205 A Cleveland St.						3	1	267 A Northern Ky.						8	1	222 A Valparaiso						12	4
205 A Cleveland St.						6	3	267 A Northern Ky.						0	7	229 N Quinnipiac						7	1
205 A Cleveland St.						2	9	267 A Northern Ky.						8	7	229 N Quinnipiac						5	3

Non-Div. I Games: Webber Int'l 1 9 Webber Int'l 1 3

Green Bay

RPI	S	Opponent	Score	
237	N	IUPUI	2	6
250	A	Detroit	5	3
250	A	Detroit	6	4
250	A	Detroit	4	2
254	N	South Dakota St.	10	7
261	N	Iona	4	12
267	A	Northern Ky.	0	7
267	A	Northern Ky.	8	7
267	A	Northern Ky.	8	1
270	H	Oakland	4	8
270	H	Oakland	5	4
276	N	Hartford	9	1

Green Bay

G
r
e
e
n
B
a
y

G
r
e
e
n
B
a
y

Average RPI Win: 198		WON-LOST	WINNING	LAST 10	STRENGTH OF		OPP. STRENGTH	TEAM	ADJ		CONF.	ADJ CONF.		
Average RPI Loss: 105		RECORD	PCT. RANK	GAMES	SCHEDULE		OF SCHEDULE	RPI	RPI		RPI	RPI		
DIV. I ONLY		16-30-0	.34783	235	5-5-0		165	135	215		.45311	213		
DIV. I NON-CONF.		8-11-0	.42105	189	1-0-0		255	126	218		.44475	216		
TOTALS		RPI 1-25	RPI 26-50		W-L RECORDS		RPI 51-100		RPI 101-150		RPI 150+			
16-30-0		0-2-0	0-7-0		OVERALL		1-9-0		4-5-0		11-7-0			
9-13-0		0-0-0	0-3-0		HOME		1-5-0		2-2-0		6-3-0			
5-12-0		0-2-0	0-3-0		AWAY		0-3-0		2-2-0		3-2-0			
2-5-0		0-0-0	0-1-0		NEUTRAL		0-1-0		0-1-0		2-2-0			
8-11-0		0-2-0	0-4-0		NON-CONFERENCE		0-1-0		2-1-0		6-3-0			
5-4-0		0-0-0	0-3-0		HOME		0-0-0		1-0-0		4-1-0			
1-2-0		0-2-0	0-0-		AWAY		0-0-0		1-0-0		0-0-0			
2-5-0		0-0-0	0-1-0		NEUTRAL		0-1-0		0-1-0		2-2-0			
8-19-0		0-0-0	0-3-0		CONFERENCE		1-8-0		2-4-0		5-4-0			
4-9-0		0-0-0	0-0-0		HOME		1-5-0		1-2-0		2-2-0			
4-10-0		0-0-0	0-3-0		AWAY		0-3-0		1-2-0		3-2-0			
0-0-0		0-0-0	0-0-0		NEUTRAL		0-0-0		0-0-0		0-0-0			
RPI	S	Opponent	Score		RPI	S	Opponent	Score		RPI	S	Opponent	Score	
17	A	Texas A&M	0	10	32	A	McNeese St.	0	8	75	N	Indiana	2	6
17	A	Texas A&M	0	13	32	A	McNeese St.	1	12	84	H	Central Ark.	2	1
					32	A	McNeese St.	0	7	84	H	Central Ark.	1	2
					39	N	Tulsa	3	5	84	H	Central Ark.	2	5
					41	H	Texas St.	0	3	91	A	Lamar	0	5
					41	H	Texas St.	0	5	91	A	Lamar	0	5
					46	H	Louisville	1	8	91	A	Lamar	3	4
										92	H	Nicholls St.	0	1
										92	H	Nicholls St.	0	4
										92	H	Nicholls St.	3	5
LAST 10 GAMES														
235	A	Incarinate Word	3	1	103	H	Abilene Christian	3	7	262	N	North Dakota	2	1
235	A	Incarinate Word	2	6	149	A	UTSA	8	6	262	N	North Dakota	11	1
235	A	Incarinate Word	11	3	210	A	Houston Baptist	1	0	291	H	Prairie View	1	2
103	H	Abilene Christian	3	5	210	A	Houston Baptist	2	5	291	H	Prairie View	5	0
103	H	Abilene Christian	4	3	91	A	Lamar	3	4	291	H	Prairie View	6	3

Non-Div. I Games: Tex. A&M Int'l 1 0 Tex. A&M Int'l 1 0

A&M-Corpus Christi

Average RPI Win: 175		WON-LOST RECORD		WINNING PCT. RANK		LAST 10 GAMES		STRENGTH OF SCHEDULE		OPP. STRENGTH OF SCHEDULE		TEAM RPI		ADJ RPI		CONF. RPI		ADJ CONF. RPI	
DIV. I ONLY		13-43-0		.23214 271		1-9-0		69		160		222		.45285 214		19		19	
DIV. I NON-CONF.		8-20-0		.28571 235		0-0-0		28		97		162		.48753 155		20		20	
TOTALS		RPI 1-25		RPI 26-50		W-L RECORDS		RPI 51-100		RPI 101-150		RPI 150+							
13-43-0		0-7-0		0-0-0		OVERALL		2-8-0		3-8-0		8-20-0							
11-12-0		0-2-0		0-0-0		HOME		2-1-0		2-3-0		7-6-0							
0-23-0		0-4-0		0-0-0		AWAY		0-5-0		0-2-0		0-12-0							
2-8-0		0-1-0		0-0-0		NEUTRAL		0-2-0		1-3-0		1-2-0							
8-20-0		0-7-0		0-0-0		NON-CONFERENCE		2-3-0		2-6-0		4-4-0							
6-5-0		0-2-0		0-0-0		HOME		2-0-0		1-1-0		3-2-0							
0-8-0		0-4-0		0-0-		AWAY		0-2-0		0-2-0		0-0-0							
2-7-0		0-1-0		0-0-0		NEUTRAL		0-1-0		1-3-0		1-2-0							
5-23-0		0-0-0		0-0-0		CONFERENCE		0-5-0		1-2-0		4-16-0							
5-7-0		0-0-0		0-0-0		HOME		0-1-0		1-2-0		4-4-0							
0-15-0		0-0-0		0-0-0		AWAY		0-3-0		0-0-0		0-12-0							
0-1-0		0-0-0		0-0-0		NEUTRAL		0-1-0		0-0-0		0-0-0							
RPI S	Opponent	Score		RPI S	Opponent	Score		RPI S	Opponent	Score		RPI S	Opponent	Score					
1 A	Florida	0	7					61 A	Longwood	0	1	102 A	Furman	6	7				
16 H	Kentucky	0	11					61 A	Longwood	2	8	102 A	Furman	2	5				
16 H	Kentucky	0	8					61 A	Longwood	5	8	108 H	UNCW	3	2				
19 A	Georgia	3	18					61 H	Longwood	5	13	108 H	UNCW	4	5				
19 A	Georgia	0	11					61 N	Longwood	1	7	123 N	UNCG	6	1				
21 N	South Fla.	0	8					70 H	Towson	4	2	124 H	Coastal Caro.	1	8				
25 A	South Carolina	1	9					78 H	Lehigh	5	2	124 H	Coastal Caro.	6	10				
								80 N	Ohio	1	5	124 H	Coastal Caro.	5	3				
								96 A	Charlotte	1	9	127 N	Elon	3	17				
								96 A	Charlotte	0	2	127 N	Elon	0	15				
												146 N	North Florida	8	9				
												153 A	Liberty	3	5				
												153 A	Liberty	4	11				
												153 A	Liberty	0	7				
												156 H	Radford	6	3				
												156 H	Radford	6	3				
												156 H	Radford	1	2				
												156 H	Radford	3	4				
												160 N	Central Mich.	1	3				
												162 H	Albany (NY)	8	10				
												162 H	Albany (NY)	10	12				
												172 A	Presbyterian	0	2				
												172 A	Presbyterian	2	3				
												172 A	Presbyterian	1	4				
												187 H	Charleston So.	0	8				
												187 H	Charleston So.	5	2				
												187 H	Charleston So.	1	2				
LAST 10 GAMES																			
				156 H	Radford	3	4					240 A	Gardner-Webb	6	7				
				61 H	Longwood	5	13					206 A	Campbell	5	13				
				240 H	Gardner-Webb	9	5					206 A	Campbell	6	8				
				240 A	Gardner-Webb	5	7					206 A	Campbell	0	5				
				240 A	Gardner-Webb	0	1					172 A	Presbyterian	1	4				

Non-Div. I Games: Humber (CAN) 8 1 Humber (CAN) 6 1

Winthrop

RPI	S	Opponent	Score
206	A	Campbell	0 5
206	A	Campbell	5 13
206	A	Campbell	6 8
221	N	Fairfield	1 4
230	H	Brown	8 3
240	A	Gardner-Webb	5 7
240	A	Gardner-Webb	0 1
240	A	Gardner-Webb	6 7
240	H	Gardner-Webb	9 5
247	H	Canisius	8 7
276	N	Hartford	7 4
286	H	Rider	9 3

Winthrop

Average RPI Win:	202	WON-LOST	WINNING	LAST 10	STRENGTH OF	OPP. STRENGTH	TEAM	ADJ	CONF.	ADJ CONF.	
Average RPI Loss:	126	RECORD	PCT. RANK	GAMES	SCHEDULE	OF SCHEDULE	RPI	RPI	RPI	RPI	
DIV. I ONLY	21-28-0	.42857	185	3-7-0	235	162	218	.45281	215	15	15
DIV. I NON-CONF.	16-9-0	.64	68	0-1-0	263	219	147	.49018	148	14	14
<hr/>											
TOTALS	RPI 1-25	RPI 26-50		W-L RECORDS		RPI 51-100		RPI 101-150		RPI 150+	
21-28-0	0-0-0	0-4-0		OVERALL		3-8-0		1-6-0		17-10-0	
6-6-0	0-0-0	0-0-0		HOME		1-0-0		1-4-0		4-2-0	
5-16-0	0-0-0	0-4-0		AWAY		1-5-0		0-2-0		4-5-0	
10-6-0	0-0-0	0-0-0		NEUTRAL		1-3-0		0-0-0		9-3-0	
16-9-0	0-0-0	0-1-0		NON-CONFERENCE		3-5-0		0-0-0		13-3-0	
1-0-0	0-0-0	0-0-0		HOME		1-0-0		0-0-0		0-0-0	
5-3-0	0-0-0	0-0-		AWAY		1-2-0		0-0-0		4-0-0	
10-6-0	0-0-0	0-0-0		NEUTRAL		1-3-0		0-0-0		9-3-0	
5-19-0	0-0-0	0-3-0		CONFERENCE		0-3-0		1-6-0		4-7-0	
5-6-0	0-0-0	0-0-0		HOME		0-0-0		1-4-0		4-2-0	
0-13-0	0-0-0	0-3-0		AWAY		0-3-0		0-2-0		0-5-0	
0-0-0	0-0-0	0-0-0		NEUTRAL		0-0-0		0-0-0		0-0-0	
RPI	S	Opponent	Score	RPI	S	Opponent	Score	RPI	S	Opponent	Score
				45	A	Northwestern	1 9	76	A	DePaul	1 2
				48	A	Wichita St.	0 8	81	H	Northern Ill.	9 6
				48	A	Wichita St.	2 7	81	N	Northern Ill.	2 6
				48	A	Wichita St.	0 5	81	N	Northern Ill.	6 10
								83	A	UNI	5 6
								83	A	UNI	0 12
								83	A	UNI	1 8
								94	N	Marshall	1 2
								97	A	North Carolina St.	7 3
								97	A	North Carolina St.	0 8
								98	N	Eastern Ky.	1 0
										109	A
										A	Southern Ill.
											3 4
										109	A
										A	Southern Ill.
											0 5
										115	H
										Illinois St.	5 4
										115	H
										Illinois St.	2 6
										115	H
										Illinois St.	0 6
										128	H
										Drake	5 7
										128	H
										Drake	0 4
										161	H
										Evansville	1 4
										161	H
										Evansville	4 3
										161	H
										Evansville	3 5
										186	N
										Iowa	4 0
										194	H
										Missouri St.	9 1
										194	H
										Missouri St.	4 0
										196	N
										Delaware St.	3 2
										200	A
										Indiana St.	2 7
										200	A
										Indiana St.	0 14
										200	H
										Indiana St.	1 0
										201	A
										Bradley	0 1
										201	A
										Bradley	2 3
										201	A
										Bradley	1 3
										203	N
										Murray St.	9 1
										203	N
										Murray St.	1 8
										206	A
										Campbell	3 0
										206	A
										Campbell	11 8
										212	N
										Green Bay	3 7
										220	N
										Western Ill.	2 1
										229	N
										Quinnipiac	3 5
<hr/>											
LAST 10 GAMES											
				161	H	Evansville	4 3	201	A	Bradley	0 1
				161	H	Evansville	1 4	45	A	Northwestern	1 9
				161	H	Evansville	3 5	200	H	Indiana St.	1 0
				201	A	Bradley	1 3	115	H	Illinois St.	5 4
				201	A	Bradley	2 3	115	H	Illinois St.	2 6

Non-Div. I Games:

Loyola Chicago

RPI	S	Opponent	Score	
242	N	Appalachian St.	9	0
242	N	Appalachian St.	1	0
268	A	Tennessee St.	11	3
268	A	Tennessee St.	17	2
285	N	N.C. Central	9	0
292	N	Southern U.	11	2
292	N	Southern U.	10	1

Loyola Chicago

L
o
y
o
l
a
C
h
i
c
a
g
o

L
o
y
o
l
a
C
h
i
c
a
g
o

Average RPI Win:	239	WON-LOST	WINNING	LAST 10	STRENGTH OF	OPP. STRENGTH	TEAM	ADJ	CONF.	ADJ CONF.	
Average RPI Loss:	145	RECORD	PCT. RANK	GAMES	SCHEDULE	OF SCHEDULE	RPI	RPI	RPI	RPI	
DIV. I ONLY	26-23-0	.53061	128	7-3-0	260	262	213	.45245	216	31	31
DIV. I NON-CONF.	10-18-0	.35714	216	1-1-0	196	192	217	.44221	219	31	31
TOTALS	RPI 1-25	RPI 26-50	W-L RECORDS		RPI 51-100	RPI 101-150		RPI 150+			
26-23-0	0-0-0	0-0-0	OVERALL		1-10-0	1-2-0		24-11-0			
10-13-0	0-0-0	0-0-0	HOME		1-7-0	1-1-0		8-5-0			
10-2-0	0-0-0	0-0-0	AWAY		0-1-0	0-1-0		10-0-0			
6-8-0	0-0-0	0-0-0	NEUTRAL		0-2-0	0-0-0		6-6-0			
10-18-0	0-0-0	0-0-0	NON-CONFERENCE		1-10-0	1-2-0		8-6-0			
4-11-0	0-0-0	0-0-0	HOME		1-7-0	1-1-0		2-3-0			
2-2-0	0-0-0	0-0-	AWAY		0-1-0	0-1-0		2-0-0			
4-5-0	0-0-0	0-0-0	NEUTRAL		0-2-0	0-0-0		4-3-0			
16-5-0	0-0-0	0-0-0	CONFERENCE		0-0-0	0-0-0		16-5-0			
6-2-0	0-0-0	0-0-0	HOME		0-0-0	0-0-0		6-2-0			
8-0-0	0-0-0	0-0-0	AWAY		0-0-0	0-0-0		8-0-0			
2-3-0	0-0-0	0-0-0	NEUTRAL		0-0-0	0-0-0		2-3-0			
RPI S	Opponent	Score	RPI S	Opponent	Score	RPI S	Opponent	Score	RPI S	Opponent	Score
						54 A	USC Upstate	4 14	102 A	Furman	1 3
						57 H	Jacksonville St.	4 7	105 H	Ga. Southern	9 4
						58 H	Col. of Charleston	2 3	105 H	Ga. Southern	0 1
						58 H	Col. of Charleston	7 9	154 N	Akron	4 5
						85 N	UT Arlington	2 10	154 N	Akron	6 3
						85 N	UT Arlington	5 8	172 H	Presbyterian	4 12
						88 H	Syracuse	0 7	172 H	Presbyterian	6 4
						88 H	Syracuse	2 8	187 A	Charleston So.	3 1
						95 H	Western Caro.	3 12	187 A	Charleston So.	8 5
						100 H	Jacksonville	8 4	196 N	Delaware St.	0 10
						100 H	Jacksonville	10 14	196 N	Delaware St.	4 5
									223 H	Florida A&M	3 2
									223 H	Florida A&M	12 4
									223 H	Florida A&M	1 2
									223 N	Florida A&M	3 4
									224 A	Bethune-Cookman	1 0
									224 A	Bethune-Cookman	4 3
									224 A	Bethune-Cookman	4 1
									225 H	Buffalo	0 9
									225 H	Buffalo	3 6
									238 N	Alabama St.	8 9
									238 N	Alabama St.	3 4
									239 H	Drexel	6 0
									265 N	Mississippi Val.	11 9
									271 N	Morgan St.	13 0
									272 N	Hampton	13 5
									274 H	N.C. A&T	9 2
									274 H	N.C. A&T	6 1

Non-Div. I Games:

Savannah St.

RPI	S	Opponent	Score	
274	H	N.C. A&T	6	1
274	H	N.C. A&T	3	7
285	A	N.C. Central	9	0
285	A	N.C. Central	15	11
285	A	N.C. Central	5	2
288	H	UMES	8	2
288	H	UMES	2	1
289	A	South Carolina St.	11	0
289	A	South Carolina St.	11	0
294	N	Grambling	8	0
294	N	Grambling	6	0

Savannah St.

S
a
v
a
n
n
a
h
S
t
.

S
a
v
a
n
n
a
h
S
t
.

Average RPI Win: 129		WON-LOST	WINNING	LAST 10	STRENGTH OF		OPP. STRENGTH	TEAM	ADJ		CONF.	ADJ CONF.
Average RPI Loss: 109		RECORD	PCT. RANK	GAMES	SCHEDULE		OF SCHEDULE	RPI	RPI		RPI	RPI
DIV. I ONLY		14-38-0	.26923	263	2-8-0		107	85	220		.45225	217
DIV. I NON-CONF.		8-20-0	.28571	235	0-0-0		182	77	226		.4413	220
TOTALS		RPI 1-25	RPI 26-50		W-L RECORDS		RPI 51-100		RPI 101-150		RPI 150+	
14-38-0		0-5-0	0-2-0		OVERALL		3-10-0		8-9-0		3-12-0	
5-10-0		0-3-0	0-0-0		HOME		0-3-0		3-3-0		2-1-0	
5-13-0		0-1-0	0-0-0		AWAY		2-4-0		2-4-0		1-4-0	
4-15-0		0-1-0	0-2-0		NEUTRAL		1-3-0		3-2-0		0-7-0	
8-20-0		0-2-0	0-2-0		NON-CONFERENCE		2-5-0		3-2-0		3-9-0	
2-1-0		0-0-0	0-0-0		HOME		0-0-0		0-0-0		2-1-0	
2-4-0		0-1-0	0-0-		AWAY		1-2-0		0-0-0		1-1-0	
4-15-0		0-1-0	0-2-0		NEUTRAL		1-3-0		3-2-0		0-7-0	
6-18-0		0-3-0	0-0-0		CONFERENCE		1-5-0		5-7-0		0-3-0	
3-9-0		0-3-0	0-0-0		HOME		0-3-0		3-3-0		0-0-0	
3-9-0		0-0-0	0-0-0		AWAY		1-2-0		2-4-0		0-3-0	
0-0-0		0-0-0	0-0-0		NEUTRAL		0-0-0		0-0-0		0-0-0	
RPI S	Opponent	Score	RPI S	Opponent	Score	RPI S	Opponent	Score	RPI S	Opponent	Score	
8 A	Washington	1 12	27 N	Utah	1 9	51 N	BYU	0 8	101 A	Nevada	10 11	
18 H	Fresno St.	4 14	48 N	Wichita St.	5 6	55 N	CSUN	4 9	101 A	Nevada	3 4	
18 H	Fresno St.	2 18				62 A	San Diego St.	6 7	101 A	Nevada	2 5	
18 H	Fresno St.	8 17				62 A	San Diego St.	3 6	105 N	Ga. Southern	13 5	
24 N	Oregon St.	4 5				62 A	San Diego St.	3 2	105 N	Ga. Southern	9 12	
						64 H	San Jose St.	4 14	111 N	Loyola Marymount	5 4	
						64 H	San Jose St.	0 13	117 A	Colorado St.	7 8	
						64 H	San Jose St.	9 17	117 A	Colorado St.	7 6	
						66 N	New Mexico St.	2 1	117 A	Colorado St.	16 15	
						71 A	Texas Tech	5 6	139 N	Stanford	9 1	
						71 A	Texas Tech	1 8	140 H	New Mexico	6 7	
						71 A	Texas Tech	8 4	140 H	New Mexico	7 5	
						74 N	Weber St.	0 10	140 H	New Mexico	3 6	
									144 N	Virginia	4 12	
									147 H	UNLV	2 8	
									147 H	UNLV	10 0	
									147 H	UNLV	6 1	
									159 A	Utah St.	6 7	
									159 A	Utah St.	7 8	
									159 A	Utah St.	2 16	
									164 H	Idaho St.	6 4	
									164 H	Idaho St.	0 11	
									177 N	Creighton	6 9	
									178 N	Pacific	3 4	
									181 N	Maryland	4 9	
									184 H	Montana	6 5	
									198 N	San Diego	1 2	
LAST 10 GAMES			LAST 10 GAMES			LAST 10 GAMES			LAST 10 GAMES			
62 A	San Diego St.	3 6	64 H	San Jose St.	9 17	62 A	San Diego St.	6 7	140 H	New Mexico	7 5	
62 A	San Diego St.	3 2	140 H	New Mexico	6 7	62 A	San Diego St.	3 2	140 H	New Mexico	3 6	
64 H	San Jose St.	4 14	140 H	New Mexico	3 6	64 H	San Jose St.	4 14	140 H	New Mexico	3 6	
64 H	San Jose St.	0 13	159 A	Utah St.	7 8	64 H	San Jose St.	0 13	159 A	Utah St.	7 8	

Non-Div. I Games:

Boise St.

RPI	S	Opponent	Score	
201	N	Bradley	2	4
201	N	Bradley	6	7
227	N	Southern Utah	2	3
233	A	Seattle	5	2
233	A	Seattle	4	5

Boise St.

B
o
i
s
e
s
t
.

B
o
i
s
e
s
t
.

Average RPI Win: 206		WON-LOST	WINNING	LAST 10	STRENGTH OF		OPP. STRENGTH	TEAM	ADJ		CONF.	ADJ CONF.
Average RPI Loss: 152		RECORD	PCT. RANK	GAMES	SCHEDULE		OF SCHEDULE	RPI	RPI		RPI	RPI
DIV. I ONLY		18-31-1	.37	223	5-5-0		128	252	209		.45132	218
DIV. I NON-CONF.		9-20-1	.31667	228	1-1-0		128	255	214		.44228	218
TOTALS		RPI 1-25	RPI 26-50		W-L RECORDS		RPI 51-100		RPI 101-150		RPI 150+	
18-31-1		0-0-0	0-2-0		OVERALL		1-3-0		4-14-0		13-12-1	
6-10-0		0-0-0	0-0-0		HOME		0-0-0		2-6-0		4-4-0	
10-13-1		0-0-0	0-1-0		AWAY		1-1-0		2-4-0		7-7-1	
2-8-0		0-0-0	0-1-0		NEUTRAL		0-2-0		0-4-0		2-1-0	
9-20-1		0-0-0	0-2-0		NON-CONFERENCE		1-3-0		1-9-0		7-6-1	
2-4-0		0-0-0	0-0-0		HOME		0-0-0		1-3-0		1-1-0	
5-8-1		0-0-0	0-0-		AWAY		1-1-0		0-2-0		4-4-1	
2-8-0		0-0-0	0-1-0		NEUTRAL		0-2-0		0-4-0		2-1-0	
9-11-0		0-0-0	0-0-0		CONFERENCE		0-0-0		3-5-0		6-6-0	
4-6-0		0-0-0	0-0-0		HOME		0-0-0		1-3-0		3-3-0	
5-5-0		0-0-0	0-0-0		AWAY		0-0-0		2-2-0		3-3-0	
0-0-0		0-0-0	0-0-0		NEUTRAL		0-0-0		0-0-0		0-0-0	
RPI S	Opponent	Score	RPI S	Opponent	Score	RPI S	Opponent	Score	RPI S	Opponent	Score	
			29 A	Cal St. Fullerton	0 8	55 A	CSUN	6 2	111 N	Loyola Marymount	1 7	
			33 N	UCF	2 8	55 A	CSUN	0 11	112 H	Army West Point	1 6	
						69 N	Penn St.	2 6	112 H	Army West Point	1 2	
						96 N	Charlotte	0 4	119 A	UC Riverside	1 8	
									119 A	UC Riverside	0 8	
									119 N	UC Riverside	3 5	
									122 H	Harvard	0 2	
									122 H	Harvard	0 6	
									122 H	Harvard	1 0	
									122 H	Harvard	4 5	
									135 H	Maine	2 4	
									135 H	Maine	3 0	
									137 N	Boston U.	3 7	
									142 A	Dartmouth	1 6	
									142 A	Dartmouth	0 4	
									142 A	Dartmouth	4 2	
									142 A	Dartmouth	1 0	
									148 N	East Carolina	2 7	
									164 N	Idaho St.	5 6	
									190 H	Princeton	4 5	
									190 H	Princeton	5 6	
									198 A	San Diego	3 2	
									199 A	Penn	5 6	
									199 A	Penn	9 0	
									221 A	Fairfield	6 5	
									221 A	Fairfield	5 4	
									227 N	Southern Utah	5 3	
LAST 10 GAMES												
			230 H	Brown	5 3	135 H	Maine	3 0				
			230 H	Brown	1 3	142 A	Dartmouth	1 6				
			230 A	Brown	2 6	142 A	Dartmouth	1 0				
			230 A	Brown	2 1	142 A	Dartmouth	0 4				
			135 H	Maine	2 4	142 A	Dartmouth	4 2				

Non-Div. I Games:

Yale

RPI	S	Opponent	Score	
229	A	Quinnipiac	0	1
229	A	Quinnipiac	1	3
230	A	Brown	2	6
230	A	Brown	2	1
230	H	Brown	1	3
230	H	Brown	5	3
248	A	Central Conn. St.	4	6
248	A	Central Conn. St.	4	7
256	H	Wagner	1	0
256	H	Wagner	1	5
257	H	Cornell	9	2
257	H	Cornell	3	1
260	A	Columbia	1	0
260	A	Columbia	2	3
271	N	Morgan St.	5	0
282	A	Sacred Heart	1	1
282	A	Sacred Heart	5	2

Yale

Average RPI Win:		192	WON-LOST RECORD		WINNING PCT. RANK		LAST 10 GAMES		STRENGTH OF SCHEDULE		OPP. STRENGTH OF SCHEDULE		TEAM RPI		ADJ RPI		CONF. RPI		ADJ CONF. RPI				
DIV. I ONLY			19-32-0		.37255	222	1-9-0		162		192		212		.45109	219	16		16				
DIV. I NON-CONF.			10-17-0		.37037	207	0-1-0		134		243		203		.4554	208	16		16				
TOTALS		RPI 1-25		RPI 26-50		W-L RECORDS		RPI 51-100		RPI 101-150		RPI 150+											
19-32-0		0-1-0		0-1-0		OVERALL		1-9-0		1-3-0		17-18-0											
5-9-0		0-0-0		0-0-0		HOME		0-3-0		0-0-0		5-6-0											
6-14-0		0-1-0		0-1-0		AWAY		1-4-0		0-1-0		5-7-0											
8-9-0		0-0-0		0-0-0		NEUTRAL		0-2-0		1-2-0		7-5-0											
10-17-0		0-1-0		0-1-0		NON-CONFERENCE		0-5-0		1-2-0		9-8-0											
1-2-0		0-0-0		0-0-0		HOME		0-0-0		0-0-0		1-2-0											
1-7-0		0-1-0		0-0-		AWAY		0-3-0		0-1-0		1-1-0											
8-8-0		0-0-0		0-0-0		NEUTRAL		0-2-0		1-1-0		7-5-0											
9-15-0		0-0-0		0-0-0		CONFERENCE		1-4-0		0-1-0		8-10-0											
4-7-0		0-0-0		0-0-0		HOME		0-3-0		0-0-0		4-4-0											
5-7-0		0-0-0		0-0-0		AWAY		1-1-0		0-0-0		4-6-0											
0-1-0		0-0-0		0-0-0		NEUTRAL		0-0-0		0-1-0		0-0-0											
RPI	S	Opponent		Score		RPI	S	Opponent		Score		RPI	S	Opponent		Score							
2	A	Michigan		1	14	26	A	Notre Dame		2	10	58	A	Col. of Charleston		1	2	107	N	Miami (OH)		1	8
												59	A	Kent St.		6	0	113	A	Michigan St.		2	3
												59	A	Kent St.		1	3	116	N	Villanova		3	1
												60	N	Georgia St.		0	5	120	N	Marist		4	6
												60	N	Georgia St.		0	11	154	A	Akron		11	5
												72	A	Troy		1	14	154	A	Akron		3	1
												72	A	Troy		2	13	154	A	Akron		3	4
												81	H	Northern Ill.		0	1	160	A	Central Mich.		6	7
												81	H	Northern Ill.		1	6	160	A	Central Mich.		0	1
												81	H	Northern Ill.		1	5	160	A	Central Mich.		5	2
																		161	N	Evansville		1	3
																		161	N	Evansville		5	6
																		169	N	UConn		1	9
																		170	H	Ball St.		1	0
																		170	H	Ball St.		2	0
																		170	H	Ball St.		15	11
																		182	A	Western Mich.		2	8
																		182	A	Western Mich.		0	4
																		182	A	Western Mich.		0	4
																		189	A	Toledo		8	6
																		189	H	Toledo		0	9
																		189	H	Toledo		6	7
																		204	N	Manhattan		8	6
																		208	N	Siena		7	3
																		209	N	George Mason		9	1
																		211	A	Morehead St.		5	13
																		211	A	Morehead St.		8	5
LAST 10 GAMES																							
						182	A	Western Mich.		0	4	160	A	Central Mich.		6	7	204	N	Manhattan		8	6
						182	A	Western Mich.		2	8	113	A	Michigan St.		2	3	208	N	Siena		7	3
						182	A	Western Mich.		0	4	81	H	Northern Ill.		0	1	209	N	George Mason		9	1
						160	A	Central Mich.		5	2	81	H	Northern Ill.		1	6	211	A	Morehead St.		5	13
						160	A	Central Mich.		0	1	81	H	Northern Ill.		1	5	211	A	Morehead St.		8	5

Non-Div. I Games:

Eastern Mich.

RPI	S	Opponent	Score	
230	N	Brown	4	1
232	N	Seton Hall	9	11
232	N	Seton Hall	12	11
238	N	Alabama St.	7	9
244	H	Bowling Green	4	5
244	H	Bowling Green	8	2
244	H	Bowling Green	1	8
248	N	Central Conn. St.	9	1
250	H	Detroit	4	5
250	H	Detroit	4	3
264	N	UMass Lowell	4	3
270	H	Oakland	5	6

Eastern Mich.

E
a
s
t
e
r
n
M
i
c
h
.

E
a
s
t
e
r
n
M
i
c
h
.

Average RPI Win: 230		WON-LOST	WINNING	LAST 10	STRENGTH OF		OPP. STRENGTH	TEAM	ADJ	CONF.	ADJ CONF.			
Average RPI Loss: 121		RECORD	PCT. RANK	GAMES	SCHEDULE		OF SCHEDULE	RPI	RPI	RPI	RPI			
DIV. I ONLY		16-32-0	.33333	240	6-4-0		151	193	221	.45082	220	28	27	
DIV. I NON-CONF.		7-23-0	.23333	262	0-0-0		69	133	209	.45548	207	25	25	
<hr/>														
TOTALS		RPI 1-25	RPI 26-50		W-L RECORDS		RPI 51-100		RPI 101-150		RPI 150+			
16-32-0		0-3-0	0-4-0		OVERALL		0-7-0		1-6-0		15-12-0			
6-3-0		0-0-0	0-0-0		HOME		0-0-0		0-0-0		6-3-0			
4-16-0		0-3-0	0-3-0		AWAY		0-5-0		1-3-0		3-2-0			
6-13-0		0-0-0	0-1-0		NEUTRAL		0-2-0		0-3-0		6-7-0			
7-23-0		0-3-0	0-4-0		NON-CONFERENCE		0-4-0		1-6-0		6-6-0			
0-0-0		0-0-0	0-0-0		HOME		0-0-0		0-0-0		0-0-0			
1-11-0		0-3-0	0-0-		AWAY		0-2-0		1-3-0		0-0-0			
6-12-0		0-0-0	0-1-0		NEUTRAL		0-2-0		0-3-0		6-6-0			
9-9-0		0-0-0	0-0-0		CONFERENCE		0-3-0		0-0-0		9-6-0			
6-3-0		0-0-0	0-0-0		HOME		0-0-0		0-0-0		6-3-0			
3-5-0		0-0-0	0-0-0		AWAY		0-3-0		0-0-0		3-2-0			
0-1-0		0-0-0	0-0-0		NEUTRAL		0-0-0		0-0-0		0-1-0			
RPI	S	Opponent	Score		RPI	S	Opponent	Score		RPI	S	Opponent	Score	
5	A	Auburn	1	14	34	N	Nebraska	2	3	52	A	North Dakota St.	1	7
12	A	Missouri	0	6	48	A	Wichita St.	4	9	52	A	North Dakota St.	2	10
12	A	Missouri	0	6	49	A	Kansas	1	4	52	A	North Dakota St.	4	7
					49	A	Kansas	0	8	56	N	Boston College	3	5
										75	A	Indiana	8	11
										83	A	UNI	0	8
										83	N	UNI	0	4

Non-Div. I Games:

Western Ill.

RPI	S	Opponent	Score	
247	N	Canisius	2	1
254	H	South Dakota St.	8	7
254	H	South Dakota St.	4	1
254	H	South Dakota St.	8	9
279	H	IPFW	3	1
279	H	IPFW	9	7
279	H	IPFW	13	4

Western Ill.

W
e
s
t
e
r
n
I
l
l
.

W
e
s
t
e
r
n
I
l
l
.

Average RPI Win:	239	WON-LOST RECORD	WINNING PCT. RANK	LAST 10 GAMES	STRENGTH OF SCHEDULE	OPP. STRENGTH OF SCHEDULE	TEAM RPI	ADJ RPI	CONF. RPI	ADJ CONF. RPI		
DIV. I ONLY		27-23-0	.54	118	5-5-0	274	260	216	.44972	221	29	30
DIV. I NON-CONF.		14-13-0	.51852	134	0-0-0	287	247	220	.43987	221	30	30
<hr/>												
TOTALS	RPI 1-25	RPI 26-50		W-L RECORDS		RPI 51-100		RPI 101-150		RPI 150+		
27-23-0	0-0-0	0-1-0		OVERALL		0-0-0		1-7-0		26-15-0		
10-6-0	0-0-0	0-0-0		HOME		0-0-0		1-1-0		9-5-0		
8-9-0	0-0-0	0-1-0		AWAY		0-0-0		0-3-0		8-5-0		
9-8-0	0-0-0	0-0-0		NEUTRAL		0-0-0		0-3-0		9-5-0		
<hr/>												
14-13-0	0-0-0	0-1-0		NON-CONFERENCE		0-0-0		0-5-0		14-7-0		
3-3-0	0-0-0	0-0-0		HOME		0-0-0		0-0-0		3-3-0		
3-3-0	0-0-0	0-0-		AWAY		0-0-0		0-2-0		3-0-0		
8-7-0	0-0-0	0-0-0		NEUTRAL		0-0-0		0-3-0		8-4-0		
<hr/>												
13-10-0	0-0-0	0-0-0		CONFERENCE		0-0-0		1-2-0		12-8-0		
7-3-0	0-0-0	0-0-0		HOME		0-0-0		1-1-0		6-2-0		
5-6-0	0-0-0	0-0-0		AWAY		0-0-0		0-1-0		5-5-0		
1-1-0	0-0-0	0-0-0		NEUTRAL		0-0-0		0-0-0		1-1-0		
<hr/>												
RPI	S	Opponent	Score	RPI	S	Opponent	Score	RPI	S	Opponent	Score	
				35	A	North Carolina	4 6					
								112	A	Army West Point	3 5	
								120	A	Marist	0 3	
								120	H	Marist	2 1	
								120	H	Marist	2 7	
								129	A	Stetson	4 5	
								131	N	Butler	2 5	
								131	N	Butler	7 8	
								146	N	North Florida	1 4	
								160	N	Central Mich.	1 9	
								168	H	Monmouth	2 6	
								168	H	Monmouth	5 0	
								168	N	Monmouth	2 1	
								174	H	Stony Brook	11 3	
								182	N	Western Mich.	2 0	
								192	A	Providence	6 5	
								192	N	Providence	2 4	
								204	A	Manhattan	0 3	
								204	A	Manhattan	1 3	
								208	H	Siena	8 0	
								208	H	Siena	8 9	
								214	N	Winthrop	4 1	
								218	H	Yale	5 6	
								218	H	Yale	4 5	
								224	N	Bethune-Cookman	5 2	
								224	N	Bethune-Cookman	7 6	
								229	A	Quinnipiac	2 1	
								229	A	Quinnipiac	0 1	
LAST 10 GAMES				LAST 10 GAMES				LAST 10 GAMES				
				247	N	Canisius	0 1	120	H	Marist	2 1	
				120	A	Marist	0 3	120	H	Marist	2 7	
				168	N	Monmouth	2 1	208	H	Siena	8 0	
				261	H	Iona	2 0	208	H	Siena	8 9	
				261	H	Iona	8 2	204	A	Manhattan	0 3	

Non-Div. I Games:

Fairfield

RPI	S	Opponent	Score	
244	N	Bowling Green	6	7
247	A	Canisius	4	5
247	A	Canisius	6	5
247	N	Canisius	0	1
249	N	Georgetown	2	8
256	H	Wagner	3	4
256	H	Wagner	3	1
256	N	Wagner	5	2
261	H	Iona	2	0
261	H	Iona	8	2
262	N	North Dakota	14	3
267	N	Northern Ky.	15	14
273	N	Holy Cross	10	2
278	A	Niagara	1	2
278	A	Niagara	15	1
280	A	Rhode Island	10	0
282	A	Sacred Heart	2	0
282	H	Sacred Heart	4	2
286	H	Rider	11	0
286	H	Rider	10	5
290	A	Saint Peter's	12	1
290	A	Saint Peter's	8	0

Fairfield

Average RPI Win:	209	WON-LOST RECORD	WINNING PCT. RANK	LAST 10 GAMES	STRENGTH OF SCHEDULE	OPP. STRENGTH OF SCHEDULE	TEAM RPI	ADJ RPI	CONF. RPI	ADJ CONF. RPI											
DIV. I ONLY		18-32-0	.36	230	7-3-0	186	231	226	.44673	222	27	28									
DIV. I NON-CONF.		6-18-0	.25	258	0-0-0	158	150	239	.43179	231	27	27									
<hr/>																					
TOTALS	RPI 1-25	RPI 26-50		W-L RECORDS		RPI 51-100		RPI 101-150		RPI 150+											
18-32-0	0-1-0	0-2-0		OVERALL		1-3-0		3-8-0		14-18-0											
9-6-0	0-0-0	0-0-0		HOME		0-0-0		0-0-0		9-6-0											
3-15-0	0-0-0	0-1-0		AWAY		0-1-0		1-4-0		2-8-0											
6-11-0	0-1-0	0-1-0		NEUTRAL		1-2-0		2-4-0		3-3-0											
<hr/>																					
6-18-0	0-1-0	0-2-0		NON-CONFERENCE		1-3-0		0-6-0		5-6-0											
2-0-0	0-0-0	0-0-0		HOME		0-0-0		0-0-0		2-0-0											
1-7-0	0-0-0	0-0-		AWAY		0-1-0		0-2-0		1-3-0											
3-11-0	0-1-0	0-1-0		NEUTRAL		1-2-0		0-4-0		2-3-0											
<hr/>																					
12-14-0	0-0-0	0-0-0		CONFERENCE		0-0-0		3-2-0		9-12-0											
7-6-0	0-0-0	0-0-0		HOME		0-0-0		0-0-0		7-6-0											
2-8-0	0-0-0	0-0-0		AWAY		0-0-0		1-2-0		1-6-0											
3-0-0	0-0-0	0-0-0		NEUTRAL		0-0-0		2-0-0		1-0-0											
<hr/>																					
RPI S	Opponent	Score	RPI S	Opponent	Score	RPI S	Opponent	Score	RPI S	Opponent	Score										
6	N	Florida St.	5	16	26	A	Notre Dame	3	7	54	A	USC Upstate	4	12	104	A	FIU	1	9		
					47	N	Illinois	1	6			76	N	DePaul	5	1	106	N	St. John's (NY)	0	12
												82	N	Wisconsin	5	7	127	N	Elon	5	10
												95	N	Western Caro.	4	5	132	N	LIU Brooklyn	1	6
																	133	N	SIUE	1	15
																	134	A	Wright St.	1	9
																	134	A	Wright St.	6	5
																	134	A	Wright St.	2	3
																	134	N	Wright St.	5	4
																	134	N	Wright St.	4	0
																	147	A	UNLV	5	8
																	159	N	Utah St.	4	18
																	160	A	Central Mich.	3	5
																	160	A	Central Mich.	1	10
																	165	A	Ill.-Chicago	1	0
																	165	A	Ill.-Chicago	2	5
																	165	A	Ill.-Chicago	1	3
																	165	A	Ill.-Chicago	2	4
																	170	N	Ball St.	1	8
																	172	N	Presbyterian	4	2
																	179	A	Youngstown St.	0	3
																	179	A	Youngstown St.	1	4
																	179	A	Youngstown St.	0	3
																	179	N	Youngstown St.	10	6
																	191	A	Western Ky.	1	7
																	205	H	Cleveland St.	7	10
																	205	H	Cleveland St.	2	1
<hr/>																					
LAST 10 GAMES																					
134 N Wright St.			5		4	134 A Wright St.			6		5	179 A Youngstown St.			1		4				
165 A Ill.-Chicago			1		0	134 A Wright St.			2		3	179 A Youngstown St.			0		3				
134 N Wright St.			4		0	270 H Oakland			6		7	179 N Youngstown St.			10		6				
179 N Youngstown St.			10		6	270 H Oakland			3		2	191 A Western Ky.			1		7				
134 A Wright St.			1		9	270 H Oakland			3		2	205 H Cleveland St.			7		10				
												205 H Cleveland St.			2		1				

Non-Div. I Games:

Valparaiso

RPI	S	Opponent	Score	
205	H	Cleveland St.	2	5
212	H	Green Bay	4	12
212	H	Green Bay	11	1
234	N	Southeast Mo. St.	2	3
244	H	Bowling Green	4	3
244	H	Bowling Green	6	0
250	H	Detroit	9	1
250	H	Detroit	2	9
250	H	Detroit	6	9
263	N	Santa Clara	10	0
267	H	Northern Ky.	2	0
267	H	Northern Ky.	8	0
270	H	Oakland	3	2
270	H	Oakland	3	2
270	H	Oakland	6	7
279	A	IPFW	6	0

Valparaiso

V
a
l
p
a
r
a
i
s
o

V
a
l
p
a
r
a
i
s
o

Average RPI Win:		234	WON-LOST RECORD		WINNING PCT. RANK		LAST 10 GAMES		STRENGTH OF SCHEDULE		OPP. STRENGTH OF SCHEDULE		TEAM RPI		ADJ RPI		CONF. RPI		ADJ CONF. RPI				
DIV. I ONLY			27-28-0		.49091	152	5-5-0		267		200		219		.44491		223	31		31			
DIV. I NON-CONF.			12-23-0		.34286	221	0-1-0		213		92		219		.43813		224	31		31			
TOTALS		RPI 1-25		RPI 26-50			W-L RECORDS			RPI 51-100			RPI 101-150			RPI 150+							
27-28-0		0-4-0		0-1-0			OVERALL			1-5-0			3-5-0			23-13-0							
9-6-0		0-0-0		0-0-0			HOME			0-0-0			1-1-0			8-5-0							
5-9-0		0-4-0		0-0-0			AWAY			0-3-0			0-0-0			5-2-0							
13-13-0		0-0-0		0-1-0			NEUTRAL			1-2-0			2-4-0			10-6-0							
12-23-0		0-4-0		0-1-0			NON-CONFERENCE			1-5-0			3-5-0			8-8-0							
1-3-0		0-0-0		0-0-0			HOME			0-0-0			1-1-0			0-2-0							
0-7-0		0-4-0		0-0-			AWAY			0-3-0			0-0-0			0-0-0							
11-13-0		0-0-0		0-1-0			NEUTRAL			1-2-0			2-4-0			8-6-0							
15-5-0		0-0-0		0-0-0			CONFERENCE			0-0-0			0-0-0			15-5-0							
8-3-0		0-0-0		0-0-0			HOME			0-0-0			0-0-0			8-3-0							
5-2-0		0-0-0		0-0-0			AWAY			0-0-0			0-0-0			5-2-0							
2-0-0		0-0-0		0-0-0			NEUTRAL			0-0-0			0-0-0			2-0-0							
RPI	S	Opponent		Score		RPI	S	Opponent		Score		RPI	S	Opponent		Score		RPI	S	Opponent		Score	
1	A	Florida		1	4	44	N	South Ala.		3	7	72	A	Troy		2	11	104	N	FIU		0	8
6	A	Florida St.		3	12							77	N	Southern Miss.		9	7	115	N	Illinois St.		3	4
6	A	Florida St.		1	10							81	N	Northern Ill.		4	6	115	N	Illinois St.		0	10
23	A	Fla. Atlantic		0	8							81	N	Northern Ill.		0	9	118	N	Lipscomb		4	3
												100	A	Jacksonville		0	4	132	N	LIU Brooklyn		0	1
												100	A	Jacksonville		6	8	135	N	Maine		5	3
																		146	H	North Florida		6	1
																		146	H	North Florida		4	7
																		157	N	Bucknell		0	3
																		169	N	UConn		2	1
																		169	N	UConn		2	1
																		180	H	Mercer		7	15
																		180	H	Mercer		1	9
																		210	N	Houston Baptist		1	7
																		216	A	Savannah St.		4	12
																		216	A	Savannah St.		2	3
																		216	A	Savannah St.		2	1
																		216	N	Savannah St.		4	3
																		224	A	Bethune-Cookman		2	1
																		224	H	Bethune-Cookman		3	8
																		224	H	Bethune-Cookman		8	1
																		224	H	Bethune-Cookman		11	2
																		224	H	Bethune-Cookman		5	7
																		224	H	Bethune-Cookman		1	7
																		226	N	Belmont		5	4
																		229	N	Quinnipiac		2	3
																		239	N	Drexel		2	6
						LAST 10 GAMES																	
						224	H	Bethune-Cookman		8	1	6	A	Florida St.		3	12	224	H	Bethune-Cookman		5	7
						224	H	Bethune-Cookman		3	8	224	H	Bethune-Cookman		11	2	224	H	Bethune-Cookman		1	7
						224	A	Bethune-Cookman		2	1	224	H	Bethune-Cookman		5	7	226	N	Belmont		5	4
						216	N	Savannah St.		4	3	224	H	Bethune-Cookman		1	7	229	N	Quinnipiac		2	3
						281	N	Norfolk St.		15	3	216	A	Savannah St.		2	3	239	N	Drexel		2	6

Non-Div. I Games:

Florida A&M

RPI	S	Opponent	Score	
239	N	Drexel	4	0
254	N	South Dakota St.	5	6
264	N	UMass Lowell	1	0
273	N	Holy Cross	4	1
274	H	N.C. A&T	7	2
274	H	N.C. A&T	8	0
274	H	N.C. A&T	9	7
276	N	Hartford	7	4
277	N	Jackson St.	6	8
281	N	Norfolk St.	15	3
285	A	N.C. Central	10	1
285	A	N.C. Central	4	2
285	A	N.C. Central	7	4
286	N	Rider	6	5
289	H	South Carolina St.	16	4
289	H	South Carolina St.	19	0
289	H	South Carolina St.	12	0

Florida A&M

RPI	S	Opponent	Score	
223	A	Florida A&M	1	8
223	A	Florida A&M	2	11
223	A	Florida A&M	7	5
223	A	Florida A&M	7	1
223	H	Florida A&M	1	2
253	N	Utah Valley	3	11
256	N	Wagner	7	8
256	N	Wagner	1	3
271	N	Morgan St.	13	5
272	H	Hampton	6	3
274	A	N.C. A&T	5	2
274	A	N.C. A&T	12	2
274	A	N.C. A&T	9	2
285	H	N.C. Central	9	2
285	H	N.C. Central	4	0
285	H	N.C. Central	3	2
289	A	South Carolina St.	16	0
289	A	South Carolina St.	8	6
289	A	South Carolina St.	6	1

Bethune-Cookman

B
e
t
h
u
n
e
-
C
o
o
k
m
a
n

B
e
t
h
u
n
e
-
C
o
o
k
m
a
n

Average RPI Win: 211		WON-LOST RECORD		WINNING PCT. RANK		LAST 10 GAMES		STRENGTH OF SCHEDULE		OPP. STRENGTH OF SCHEDULE		TEAM RPI		ADJ RPI		CONF. RPI		ADJ CONF. RPI	
DIV. I ONLY		17-37-0		.31481 247		3-7-0		146		181		225		.44215 225		16		16	
DIV. I NON-CONF.		8-23-0		.25806 257		2-2-0		137		225		236		.42887 234		16		16	
TOTALS		RPI 1-25		RPI 26-50		W-L RECORDS		RPI 51-100		RPI 101-150		RPI 150+							
17-37-0		0-2-0		0-0-0		OVERALL		1-11-0		1-10-0		15-14-0							
3-6-0		0-0-0		0-0-0		HOME		0-0-0		0-5-0		3-1-0							
10-20-0		0-2-0		0-0-0		AWAY		1-8-0		0-1-0		9-9-0							
4-11-0		0-0-0		0-0-0		NEUTRAL		0-3-0		1-4-0		3-4-0							
8-23-0		0-2-0		0-0-0		NON-CONFERENCE		0-6-0		1-7-0		7-8-0							
0-3-0		0-0-0		0-0-0		HOME		0-0-0		0-2-0		0-1-0							
4-9-0		0-2-0		0-0-		AWAY		0-3-0		0-1-0		4-3-0							
4-11-0		0-0-0		0-0-0		NEUTRAL		0-3-0		1-4-0		3-4-0							
9-14-0		0-0-0		0-0-0		CONFERENCE		1-5-0		0-3-0		8-6-0							
3-3-0		0-0-0		0-0-0		HOME		0-0-0		0-3-0		3-0-0							
6-11-0		0-0-0		0-0-0		AWAY		1-5-0		0-0-0		5-6-0							
0-0-0		0-0-0		0-0-0		NEUTRAL		0-0-0		0-0-0		0-0-0							
RPI S	Opponent	Score		RPI S	Opponent	Score		RPI S	Opponent	Score		RPI S	Opponent	Score					
25 A	South Carolina	4	7					58 A	Col. of Charleston	2	3	102 N	Furman	5	9				
25 A	South Carolina	2	10					58 A	Col. of Charleston	1	5	102 N	Furman	3	7				
								59 A	Kent St.	2	3	107 H	Miami (OH)	5	16				
								59 A	Kent St.	0	8	107 H	Miami (OH)	2	6				
								59 A	Kent St.	1	4	107 H	Miami (OH)	1	6				
								67 A	Arkansas	14	15	109 N	Southern Ill.	0	8				
								80 A	Ohio	1	2	124 A	Coastal Caro.	4	9				
								80 A	Ohio	2	3	134 N	Wright St.	8	7				
								80 A	Ohio	5	3	134 N	Wright St.	4	8				
								83 N	UNI	1	10	138 H	Binghamton	8	11				
								83 N	UNI	1	7	138 H	Binghamton	4	12				
								92 N	Nicholls St.	1	3	152 N	Memphis	7	11				
												152 N	Memphis	0	9				
												154 A	Akron	0	5				
												154 A	Akron	1	7				
												170 A	Ball St.	2	0				
												170 A	Ball St.	3	5				
												170 A	Ball St.	13	4				
												176 N	UT Martin	3	4				
												182 A	Western Mich.	4	5				
												182 A	Western Mich.	3	5				
												182 A	Western Mich.	1	4				
												189 A	Toledo	2	1				
												189 A	Toledo	1	0				
												189 A	Toledo	6	3				
												190 N	Princeton	3	2				
												197 A	Southeastern La.	4	8				
LAST 10 GAMES																			
								107 H	Miami (OH)	2	6	80 A	Ohio	1	2				
								107 H	Miami (OH)	5	16	80 A	Ohio	5	3				
								107 H	Miami (OH)	1	6	80 A	Ohio	2	3				
								278 A	Niagara	6	2	138 H	Binghamton	4	12				
								278 A	Niagara	5	3	138 H	Binghamton	8	11				

Non-Div. I Games:

Buffalo

RPI	S	Opponent	Score	
216	A	Savannah St.	6	3
216	A	Savannah St.	9	0
229	N	Quinnipiac	1	3
244	H	Bowling Green	9	0
244	H	Bowling Green	10	5
244	H	Bowling Green	9	3
247	A	Canisius	6	7
247	H	Canisius	1	4
268	N	Tennessee St.	7	1
272	A	Hampton	7	8
278	A	Niagara	5	3
278	A	Niagara	6	2
280	N	Rhode Island	13	5

Buffalo

Average RPI Win:		224	WON-LOST RECORD		WINNING PCT. RANK		LAST 10 GAMES		STRENGTH OF SCHEDULE		OPP. STRENGTH OF SCHEDULE		TEAM RPI		ADJ RPI		CONF. RPI		ADJ CONF. RPI	
DIV. I ONLY			19-35-0		.35185 234		4-6-0		201		213		227		.43907 226		23		22	
DIV. I NON-CONF.			8-19-0		.2963 233		1-0-0		161		201		228		.43571 227		21		21	
TOTALS		RPI 1-25		RPI 26-50		W-L RECORDS		RPI 51-100		RPI 101-150		RPI 150+								
19-35-0		0-1-0		0-4-0		OVERALL		1-10-0		1-5-0		17-15-0								
10-9-0		0-0-0		0-0-0		HOME		0-0-0		0-2-0		10-7-0								
6-14-0		0-0-0		0-2-0		AWAY		1-7-0		0-1-0		5-4-0								
3-12-0		0-1-0		0-2-0		NEUTRAL		0-3-0		1-2-0		2-4-0								
8-19-0		0-1-0		0-4-0		NON-CONFERENCE		0-5-0		1-3-0		7-6-0								
4-2-0		0-0-0		0-0-0		HOME		0-0-0		0-0-0		4-2-0								
1-5-0		0-0-0		0-0-		AWAY		0-2-0		0-1-0		1-0-0								
3-12-0		0-1-0		0-2-0		NEUTRAL		0-3-0		1-2-0		2-4-0								
11-16-0		0-0-0		0-0-0		CONFERENCE		1-5-0		0-2-0		10-9-0								
6-7-0		0-0-0		0-0-0		HOME		0-0-0		0-2-0		6-5-0								
5-9-0		0-0-0		0-0-0		AWAY		1-5-0		0-0-0		4-4-0								
0-0-0		0-0-0		0-0-0		NEUTRAL		0-0-0		0-0-0		0-0-0								
RPI	S	Opponent		Score		RPI	S	Opponent		Score		RPI	S	Opponent		Score				
14	N	Tennessee		0	16	30	A	Ole Miss		5	9	57	A	Jacksonville St.		0	1			
						30	A	Ole Miss		0	8	57	A	Jacksonville St.		1	6			
						41	N	Texas St.		2	3	57	A	Jacksonville St.		1	2			
						50	N	Samford		1	10	65	N	UAB		4	5			
												69	N	Penn St.		1	6			
												77	N	Southern Miss.		1	4			
												84	A	Central Ark.		2	3			
												90	A	Louisiana Tech		0	2			
												98	A	Eastern Ky.		7	6			
												98	A	Eastern Ky.		1	4			
												98	A	Eastern Ky.		3	4			
												103	N	Abilene Christian		1	3			
												118	A	Lipscomb		3	4			
												133	H	SIUE		1	2			
												133	H	SIUE		4	13			
												141	N	Massachusetts		0	6			
												141	N	Massachusetts		7	3			
												152	H	Memphis		2	4			
												163	N	La.-Monroe		5	4			
												166	H	Eastern Ill.		2	4			
												166	H	Eastern Ill.		3	15			
												176	A	UT Martin		7	2			
												176	A	UT Martin		2	13			
												183	H	Tennessee Tech		4	1			
												183	H	Tennessee Tech		8	7			
												183	H	Tennessee Tech		4	3			
												203	A	Murray St.		0	4			
												203	A	Murray St.		1	4			
												207	A	Middle Tenn.		6	5			
												207	H	Middle Tenn.		6	11			
												210	N	Houston Baptist		4	7			
												211	H	Morehead St.		2	12			
												211	H	Morehead St.		3	4			
												211	H	Morehead St.		1	2			
												223	N	Florida A&M		4	5			
												234	A	Southeast Mo. St.		0	3			
												234	A	Southeast Mo. St.		2	1			
												238	H	Alabama St.		1	0			
LAST 10 GAMES																				
						57	A	Jacksonville St.		1	2	268	H	Tennessee St.		12	0			
						57	A	Jacksonville St.		0	1	207	A	Middle Tenn.		6	5			
						57	A	Jacksonville St.		1	6	133	H	SIUE		1	2			
						268	H	Tennessee St.		5	1	133	H	SIUE		4	13			
						268	H	Tennessee St.		11	6	166	H	Eastern Ill.		2	4			

Non-Div. I Games:

Belmont

RPI	S	Opponent	Score	
238	H	Alabama St.	8	0
254	N	South Dakota St.	4	9
265	N	Mississippi Val.	5	10
268	H	Tennessee St.	5	1
268	H	Tennessee St.	12	0
268	H	Tennessee St.	11	6
269	A	Austin Peay	9	2
269	A	Austin Peay	11	3
284	H	Alabama A&M	7	2
284	H	Alabama A&M	8	0
295	N	Ark.-Pine Bluff	8	0

Belmont

B
e
l
m
o
n
t

B
e
l
m
o
n
t

Average RPI Win:		178	WON-LOST RECORD		WINNING PCT. RANK		LAST 10 GAMES		STRENGTH OF SCHEDULE		OPP. STRENGTH OF SCHEDULE		TEAM RPI		ADJ RPI		CONF. RPI		ADJ CONF. RPI				
DIV. I ONLY			12-39-0		.23529 270		5-5-0		118		149		234		.43844 227		26		25				
DIV. I NON-CONF.			5-26-0		.16129 274		1-0-0		63		59		223		.44617 215		24		23				
TOTALS		RPI 1-25		RPI 26-50		W-L RECORDS		RPI 51-100		RPI 101-150		RPI 150+											
12-39-0		0-6-0		0-2-0		OVERALL		2-5-0		2-8-0		8-18-0											
6-6-0		0-0-0		0-0-0		HOME		1-2-0		0-0-0		5-4-0											
4-13-0		0-2-0		0-2-0		AWAY		1-1-0		1-3-0		2-5-0											
2-20-0		0-4-0		0-0-0		NEUTRAL		0-2-0		1-5-0		1-9-0											
5-26-0		0-6-0		0-2-0		NON-CONFERENCE		2-3-0		2-8-0		1-7-0											
1-0-0		0-0-0		0-0-0		HOME		1-0-0		0-0-0		0-0-0											
2-8-0		0-2-0		0-0-		AWAY		1-1-0		1-3-0		0-0-0											
2-18-0		0-4-0		0-0-0		NEUTRAL		0-2-0		1-5-0		1-7-0											
7-13-0		0-0-0		0-0-0		CONFERENCE		0-2-0		0-0-0		7-11-0											
5-6-0		0-0-0		0-0-0		HOME		0-2-0		0-0-0		5-4-0											
2-5-0		0-0-0		0-0-0		AWAY		0-0-0		0-0-0		2-5-0											
0-2-0		0-0-0		0-0-0		NEUTRAL		0-0-0		0-0-0		0-2-0											
RPI	S	Opponent		Score		RPI	S	Opponent		Score		RPI	S	Opponent		Score		RPI	S	Opponent		Score	
9	N	Oregon		0	9	27	A	Utah		4	12	51	A	BYU		6	5	101	N	Nevada		0	8
22	A	Arizona		0	10	27	A	Utah		1	11	51	A	BYU		6	14	117	N	Colorado St.		3	1
22	A	Arizona		2	10							51	H	BYU		6	5	119	A	UC Riverside		4	6
23	N	Fla. Atlantic		2	7							66	N	New Mexico St.		3	13	125	N	Hawaii		1	5
25	N	South Carolina		5	6							74	H	Weber St.		1	18	126	A	UC Santa Barbara		2	10
25	N	South Carolina		4	21							74	H	Weber St.		1	9	126	N	UC Santa Barbara		1	10
												86	N	Purdue		1	8	137	N	Boston U.		0	5
																		137	N	Boston U.		0	5
																		147	A	UNLV		10	7
																		147	A	UNLV		1	6
																		155	N	North Texas		5	6
																		159	N	Utah St.		4	10
																		164	A	Idaho St.		2	0
																		164	A	Idaho St.		3	7
																		164	A	Idaho St.		14	7
																		171	N	Omaha		6	9
																		173	N	Georgia Tech		0	2
																		173	N	Georgia Tech		1	5
																		175	A	Sacramento St.		0	3
																		175	A	Sacramento St.		0	4
																		175	A	Sacramento St.		0	7
																		175	N	Sacramento St.		0	17
																		184	H	Montana		7	14
																		184	H	Montana		13	14
																		184	H	Montana		5	2
																		184	H	Montana		13	14
																		184	N	Montana		6	10
																		185	N	St. Mary's (CA)		6	13
						LAST 10 GAMES																	

Non-Div. I Games: Dixie St. 13 9

Southern Utah

RPI	S	Opponent	Score	
217	N	Boise St.	3	2
218	N	Yale	3	5
252	H	Portland St.	4	7
252	H	Portland St.	8	2
252	H	Portland St.	2	10
262	H	North Dakota	9	5
262	H	North Dakota	13	12
262	H	North Dakota	5	4
266	A	Northern Colo.	4	5

Southern Utah

Average RPI Win: 208		WON-LOST	WINNING	LAST 10	STRENGTH OF		OPP. STRENGTH	TEAM	ADJ		CONF.	ADJ CONF.
Average RPI Loss: 121		RECORD	PCT. RANK	GAMES	SCHEDULE		OF SCHEDULE	RPI	RPI		RPI	RPI
DIV. I ONLY		16-32-0	.33333	240	209		154	228	.43783		228	20
DIV. I NON-CONF.		8-22-0	.26667	252	231		159	255	.41678		249	18
TOTALS		RPI 1-25	RPI 26-50		W-L RECORDS		RPI 51-100		RPI 101-150		RPI 150+	
16-32-0		0-0-0	0-1-0		OVERALL		2-15-0		0-5-0		14-11-0	
5-8-0		0-0-0	0-1-0		HOME		0-5-0		0-1-0		5-1-0	
3-11-0		0-0-0	0-0-0		AWAY		0-4-0		0-1-0		3-6-0	
8-13-0		0-0-0	0-0-0		NEUTRAL		2-6-0		0-3-0		6-4-0	
8-22-0		0-0-0	0-1-0		NON-CONFERENCE		0-9-0		0-5-0		8-7-0	
0-4-0		0-0-0	0-1-0		HOME		0-2-0		0-1-0		0-0-0	
3-5-0		0-0-0	0-0-		AWAY		0-1-0		0-1-0		3-3-0	
5-13-0		0-0-0	0-0-0		NEUTRAL		0-6-0		0-3-0		5-4-0	
8-10-0		0-0-0	0-0-0		CONFERENCE		2-6-0		0-0-0		6-4-0	
5-4-0		0-0-0	0-0-0		HOME		0-3-0		0-0-0		5-1-0	
0-6-0		0-0-0	0-0-0		AWAY		0-3-0		0-0-0		0-3-0	
3-0-0		0-0-0	0-0-0		NEUTRAL		2-0-0		0-0-0		1-0-0	
RPI S	Opponent	Score	RPI S	Opponent	Score	RPI S	Opponent	Score	RPI S	Opponent	Score	
			29 H	Cal St. Fullerton	2 8	53 H	Grand Canyon	4 6	119 H	UC Riverside	1 3	
						53 H	Grand Canyon	0 4	126 A	UC Santa Barbara	3 5	
						53 H	Grand Canyon	1 6	126 N	UC Santa Barbara	4 7	
						55 A	CSUN	3 5	126 N	UC Santa Barbara	4 8	
						55 H	CSUN	1 4	142 N	Dartmouth	3 6	
						55 H	CSUN	3 7	175 A	Sacramento St.	5 4	
						62 N	San Diego St.	1 2	178 A	Pacific	1 10	
						66 A	New Mexico St.	5 6	178 A	Pacific	0 8	
						66 A	New Mexico St.	2 4	184 N	Montana	0 8	
						66 A	New Mexico St.	1 12	184 N	Montana	6 3	
						66 N	New Mexico St.	2 1	188 A	UMKC	7 12	
						66 N	New Mexico St.	1 0	188 A	UMKC	3 10	
						74 N	Weber St.	4 5	188 A	UMKC	1 6	
						79 N	Cal Poly	0 5	188 N	UMKC	4 3	
						79 N	Cal Poly	1 3	198 N	San Diego	1 6	
						86 N	Purdue	3 6	198 N	San Diego	1 3	
						88 N	Syracuse	0 6	202 A	UC Davis	4 2	
									202 A	UC Davis	1 6	
									202 N	UC Davis	4 2	
									233 H	Seattle	3 2	
									233 H	Seattle	3 2	
									233 H	Seattle	7 2	
									245 N	Colgate	5 1	
									253 H	Utah Valley	7 1	
									253 H	Utah Valley	2 4	
									253 H	Utah Valley	4 2	
									262 N	North Dakota	0 3	
LAST 10 GAMES												
			66 N	New Mexico St.	1 0	53 H	Grand Canyon	1 6				
			66 N	New Mexico St.	2 1	66 A	New Mexico St.	1 12				
			188 N	UMKC	4 3	66 A	New Mexico St.	2 4				
			53 H	Grand Canyon	4 6	66 A	New Mexico St.	5 6				
			53 H	Grand Canyon	0 4	233 H	Seattle	3 2				

Non-Div. I Games:

CSU Bakersfield

RPI	S	Opponent	Score	
263	A	Santa Clara	10	2
263	N	Santa Clara	2	1
263	N	Santa Clara	3	0

CSU Bakersfield

C
S
U
B
a
k
e
r
s
f
i
e
l
d

C
S
U
B
a
k
e
r
s
f
i
e
l
d

Average RPI Win:	244	WON-LOST	WINNING	LAST 10	STRENGTH OF	OPP. STRENGTH	TEAM	ADJ	CONF.	ADJ CONF.	
Average RPI Loss:	173	RECORD	PCT. RANK	GAMES	SCHEDULE	OF SCHEDULE	RPI	RPI	RPI	RPI	
DIV. I ONLY	28-29-0	.49123	150	7-3-0	263	254	224	.43687	229	29	30
DIV. I NON-CONF.	15-18-0	.45455	179	0-0-0	276	229	234	.42528	237	30	30
<hr/>											
TOTALS	RPI 1-25	RPI 26-50		W-L RECORDS		RPI 51-100		RPI 101-150		RPI 150+	
28-29-0	0-0-0	0-1-0		OVERALL		0-1-0		1-11-0		27-16-0	
11-9-0	0-0-0	0-0-0		HOME		0-0-0		1-4-0		10-5-0	
8-7-0	0-0-0	0-0-0		AWAY		0-0-0		0-3-0		8-4-0	
9-13-0	0-0-0	0-1-0		NEUTRAL		0-1-0		0-4-0		9-7-0	
15-18-0	0-0-0	0-1-0		NON-CONFERENCE		0-1-0		1-8-0		14-8-0	
6-4-0	0-0-0	0-0-0		HOME		0-0-0		1-4-0		5-0-0	
2-2-0	0-0-0	0-0-		AWAY		0-0-0		0-0-0		2-2-0	
7-12-0	0-0-0	0-1-0		NEUTRAL		0-1-0		0-4-0		7-6-0	
13-11-0	0-0-0	0-0-0		CONFERENCE		0-0-0		0-3-0		13-8-0	
5-5-0	0-0-0	0-0-0		HOME		0-0-0		0-0-0		5-5-0	
6-5-0	0-0-0	0-0-0		AWAY		0-0-0		0-3-0		6-2-0	
2-1-0	0-0-0	0-0-0		NEUTRAL		0-0-0		0-0-0		2-1-0	
RPI	S	Opponent	Score	RPI	S	Opponent	Score	RPI	S	Opponent	Score
				45	N	Northwestern	0 10	78	N	Lehigh	0 4
								112	H	Army West Point	4 12
								112	H	Army West Point	1 3
								112	N	Army West Point	6 7
								114	N	Rutgers	3 9
								118	N	Lipscomb	2 7
								120	A	Marist	0 2
								120	A	Marist	0 8
								120	A	Marist	1 4
								131	N	Butler	2 5
								135	H	Maine	1 3
								135	H	Maine	2 9
								135	H	Maine	4 2
								168	H	Monmouth	3 8
								168	H	Monmouth	0 3
								168	N	Monmouth	7 8
								182	N	Western Mich.	0 5
								190	N	Princeton	3 1
								190	N	Princeton	3 2
								204	A	Manhattan	2 3
								204	A	Manhattan	3 5
								204	N	Manhattan	1 0
				LAST 10 GAMES				208	A	Siena	6 2
				120	A	Marist	0 2	208	A	Siena	3 0
				168	N	Monmouth	7 8	212	N	Green Bay	3 5
				204	N	Manhattan	1 0	212	N	Green Bay	1 7
				247	N	Canisius	2 0	215	N	Loyola Chicago	5 3
				278	H	Niagara	5 0	218	H	Yale	1 0

Non-Div. I Games:

Quinnipiac

RPI	S	Opponent	Score	
218	H	Yale	3	1
220	N	Western Ill.	2	6
221	H	Fairfield	1	0
221	H	Fairfield	1	2
223	N	Florida A&M	3	2
225	N	Buffalo	3	1
247	H	Canisius	1	3
247	H	Canisius	2	1
247	N	Canisius	2	0
261	H	Iona	0	7
261	H	Iona	3	2
264	N	UMass Lowell	2	1
264	N	UMass Lowell	5	3
267	N	Northern Ky.	2	4
272	A	Hampton	8	1
276	A	Hartford	3	0
276	A	Hartford	1	3
278	H	Niagara	3	0
278	H	Niagara	5	0
280	N	Rhode Island	3	4
282	A	Sacred Heart	0	4
282	H	Sacred Heart	1	0
283	H	Fairleigh Dickinson	8	2
283	H	Fairleigh Dickinson	7	1
286	A	Rider	8	0
286	A	Rider	9	3
290	A	Saint Peter's	10	9

Quinnipiac

Q
u
i
n
n
i
p
i
a
c

Q
u
i
n
n
i
p
i
a
c

RPI	S	Opponent	Score
290	A	Saint Peter's	6 3

Quinnipiac

Average RPI Win: 241		WON-LOST RECORD	WINNING PCT. RANK	LAST 10 GAMES	STRENGTH OF SCHEDULE	OPP. STRENGTH OF SCHEDULE	TEAM RPI	ADJ RPI	CONF. RPI	ADJ CONF. RPI	
Average RPI Loss: 162											
DIV. I ONLY		18-23-0	.43902 181	2-8-0	257	239	229	.4367 230	25	24	
DIV. I NON-CONF.		11-10-0	.52381 129	0-1-0	292	253	225	.43858 223	26	26	
<hr/>											
TOTALS		RPI 1-25		RPI 26-50		W-L RECORDS		RPI 51-100		RPI 101-150	RPI 150+
18-23-0		0-0-0		0-0-0		OVERALL		0-1-0		1-12-0	17-10-0
4-7-0		0-0-0		0-0-0		HOME		0-0-0		0-5-0	4-2-0
7-12-0		0-0-0		0-0-0		AWAY		0-1-0		1-5-0	6-6-0
7-4-0		0-0-0		0-0-0		NEUTRAL		0-0-0		0-2-0	7-2-0
11-10-0		0-0-0		0-0-0		NON-CONFERENCE		0-1-0		1-4-0	10-5-0
0-1-0		0-0-0		0-0-0		HOME		0-0-0		0-1-0	0-0-0
4-5-0		0-0-0		0-0-		AWAY		0-1-0		1-1-0	3-3-0
7-4-0		0-0-0		0-0-0		NEUTRAL		0-0-0		0-2-0	7-2-0
7-13-0		0-0-0		0-0-0		CONFERENCE		0-0-0		0-8-0	7-5-0
4-6-0		0-0-0		0-0-0		HOME		0-0-0		0-4-0	4-2-0
3-7-0		0-0-0		0-0-0		AWAY		0-0-0		0-4-0	3-3-0
0-0-0		0-0-0		0-0-0		NEUTRAL		0-0-0		0-0-0	0-0-0
RPI S	Opponent	Score	RPI S	Opponent	Score	RPI S	Opponent	Score	RPI S	Opponent	Score
						58 A	Col. of Charleston	0 8	107 N	Miami (OH)	4 6
									114 N	Rutgers	3 10
									122 A	Harvard	2 6
									122 A	Harvard	4 11
									122 A	Harvard	6 7
									122 A	Harvard	0 8
									123 A	UNCG	1 10
									123 A	UNCG	4 2
									137 H	Boston U.	3 7
									142 H	Dartmouth	2 4
									142 H	Dartmouth	2 7
									142 H	Dartmouth	1 4
									142 H	Dartmouth	1 2
									169 N	UConn	0 7
									190 H	Princeton	1 3
									190 H	Princeton	9 1
									192 A	Providence	0 8
									199 A	Penn	5 1
									199 A	Penn	0 2
									214 A	Winthrop	3 8
									218 A	Yale	3 1
									218 A	Yale	3 5
									218 H	Yale	1 2
									218 H	Yale	6 2
									219 N	Eastern Mich.	1 4
									242 N	Appalachian St.	4 1
									247 N	Canisius	5 1
			LAST 10 GAMES								
			218 A	Yale	3 5	122 A	Harvard	4 11	218 H	Yale	1 2
			218 A	Yale	3 1	122 A	Harvard	6 7	218 H	Yale	6 2
			218 H	Yale	6 2	122 A	Harvard	0 8	219 N	Eastern Mich.	1 4
			218 H	Yale	1 2	192 A	Providence	0 8	242 N	Appalachian St.	4 1
			122 A	Harvard	2 6	142 H	Dartmouth	1 2	247 N	Canisius	5 1

Non-Div. I Games:

Brown

RPI	S	Opponent	Score	
248	N	Central Conn. St.	2	1
255	A	UMBC	5	1
255	A	UMBC	3	5
256	N	Wagner	3	2
257	H	Cornell	8	0
257	H	Cornell	8	4
258	A	Mt. St. Mary's	2	1
258	A	Mt. St. Mary's	13	2
260	A	Columbia	7	6
260	A	Columbia	1	4
285	N	N.C. Central	8	0
285	N	N.C. Central	5	2
286	N	Rider	20	2

Brown

B
r
o
w
n

B
r
o
w
n

Average RPI Win:	236	WON-LOST	WINNING	LAST 10	STRENGTH OF	OPP. STRENGTH	TEAM	ADJ	CONF.	ADJ CONF.	
Average RPI Loss:	149	RECORD	PCT. RANK	GAMES	SCHEDULE	OF SCHEDULE	RPI	RPI	RPI	RPI	
DIV. I ONLY	23-29-0	.44231	179	2-8-0	271	218	230	.43226	231	21	21
DIV. I NON-CONF.	13-14-0	.48148	163	0-0-0	286	221	232	.4316	232	22	22
<hr/>											
TOTALS	RPI 1-25	RPI 26-50		W-L RECORDS		RPI 51-100		RPI 101-150		RPI 150+	
23-29-0	0-0-0	0-1-0		OVERALL		0-5-0		2-11-0		21-12-0	
14-15-0	0-0-0	0-0-0		HOME		0-3-0		2-7-0		12-5-0	
9-8-0	0-0-0	0-0-0		AWAY		0-0-0		0-3-0		9-5-0	
0-6-0	0-0-0	0-1-0		NEUTRAL		0-2-0		0-1-0		0-2-0	
<hr/>											
13-14-0	0-0-0	0-1-0		NON-CONFERENCE		0-2-0		1-5-0		12-6-0	
10-5-0	0-0-0	0-0-0		HOME		0-0-0		1-1-0		9-4-0	
3-3-0	0-0-0	0-0-		AWAY		0-0-0		0-3-0		3-0-0	
0-6-0	0-0-0	0-1-0		NEUTRAL		0-2-0		0-1-0		0-2-0	
<hr/>											
10-15-0	0-0-0	0-0-0		CONFERENCE		0-3-0		1-6-0		9-6-0	
4-10-0	0-0-0	0-0-0		HOME		0-3-0		1-6-0		3-1-0	
6-5-0	0-0-0	0-0-0		AWAY		0-0-0		0-0-0		6-5-0	
0-0-0	0-0-0	0-0-0		NEUTRAL		0-0-0		0-0-0		0-0-0	
<hr/>											
RPI	S	Opponent	Score	RPI	S	Opponent	Score	RPI	S	Opponent	Score
				26	N	Notre Dame	0 12	63	H	Fordham	1 3
								63	H	Fordham	2 10
								63	H	Fordham	6 8
								67	N	Arkansas	0 8
								81	N	Northern Ill.	2 4
								111	N	Loyola Marymount	3 4
								123	A	UNCG	0 9
								123	A	UNCG	0 6
								127	A	Elon	2 3
								130	H	Saint Joseph's	1 2
								130	H	Saint Joseph's	4 0
								130	H	Saint Joseph's	1 12
								141	H	Massachusetts	1 9
								141	H	Massachusetts	0 9
								141	H	Massachusetts	0 2
								141	H	Massachusetts	2 4
								144	H	Virginia	3 4
								144	H	Virginia	5 2
								154	H	Akron	0 1
								166	A	Saint Louis	1 7
								166	A	Saint Louis	7 3
								166	A	Saint Louis	2 10
								166	H	Saint Louis	3 4
								168	H	Monmouth	4 5
								178	N	Pacific	7 10
								181	H	Maryland	9 7
								193	H	Robert Morris	5 4
								209	A	George Mason	0 3
								209	A	George Mason	3 1
								240	H	Gardner-Webb	5 3
								240	H	Gardner-Webb	6 5
								241	H	La Salle	6 4
<hr/>											
LAST 10 GAMES											
		141 H Massachusetts	0 9			130 H Saint Joseph's	1 12			209 A George Mason	0 3
		166 H Saint Louis	3 4			130 H Saint Joseph's	1 2			209 A George Mason	3 1
		166 A Saint Louis	7 3			130 H Saint Joseph's	4 0			240 H Gardner-Webb	5 3
		166 A Saint Louis	2 10			141 H Massachusetts	2 4			240 H Gardner-Webb	6 5
		166 A Saint Louis	1 7			141 H Massachusetts	0 2			241 H La Salle	6 4

Non-Div. I Games:

George Washington

RPI	S	Opponent	Score	
241	H	La Salle	6	0
241	H	La Salle	6	3
246	A	St. Bonaventure	13	5
246	A	St. Bonaventure	1	3
246	A	St. Bonaventure	8	7
247	H	Canisius	4	3
249	A	Georgetown	13	11
253	N	Utah Valley	1	11
257	H	Cornell	6	7
257	H	Cornell	7	9
260	H	Columbia	9	4
275	H	Lafayette	3	2
275	H	Lafayette	5	0
280	A	Rhode Island	6	3
280	A	Rhode Island	5	4
280	A	Rhode Island	0	1
281	A	Norfolk St.	9	1
281	A	Norfolk St.	8	6
293	H	Coppin St.	8	0

George Washington

G
e
o
r
g
e
W
a
s
h
i
n
g
t
o
n

G
e
o
r
g
e
W
a
s
h
i
n
g
t
o
n

Average RPI Win:	225	WON-LOST RECORD	WINNING PCT. RANK	LAST 10 GAMES	STRENGTH OF SCHEDULE	OPP. STRENGTH OF SCHEDULE	TEAM RPI	ADJ RPI	CONF. RPI	ADJ CONF. RPI		
DIV. I ONLY		24-30-0	.44444	177	3-7-0	276	198	232	.43007	232	17	17
DIV. I NON-CONF.		17-16-0	.51515	141	0-2-0	293	230	244	.42065	245	19	19

TOTALS	RPI 1-25	RPI 26-50		W-L RECORDS		RPI 51-100		RPI 101-150		RPI 150+		
24-30-0	0-0-0	0-0-0		OVERALL		0-6-0		4-13-0		20-11-0		
6-5-0	0-0-0	0-0-0		HOME		0-2-0		0-1-0		6-2-0		
5-15-0	0-0-0	0-0-0		AWAY		0-1-0		3-8-0		2-6-0		
13-10-0	0-0-0	0-0-0		NEUTRAL		0-3-0		1-4-0		12-3-0		
17-16-0	0-0-0	0-0-0		NON-CONFERENCE		0-4-0		3-3-0		14-9-0		
2-2-0	0-0-0	0-0-0		HOME		0-0-0		0-1-0		2-1-0		
2-8-0	0-0-0	0-0-		AWAY		0-1-0		2-2-0		0-5-0		
13-6-0	0-0-0	0-0-0		NEUTRAL		0-3-0		1-0-0		12-3-0		
7-14-0	0-0-0	0-0-0		CONFERENCE		0-2-0		1-10-0		6-2-0		
4-3-0	0-0-0	0-0-0		HOME		0-2-0		0-0-0		4-1-0		
3-7-0	0-0-0	0-0-0		AWAY		0-0-0		1-6-0		2-1-0		
0-4-0	0-0-0	0-0-0		NEUTRAL		0-0-0		0-4-0		0-0-0		
RPI	S	Opponent	Score	RPI	S	Opponent	Score	RPI	S	Opponent	Score	
						60 N Georgia St.	7 10	106 A St. John's (NY)		1 7		
						68 A Hofstra	4 8	106 A St. John's (NY)		3 4		
						70 N Towson	2 4	106 A St. John's (NY)		0 8		
						76 H DePaul	3 8	114 A Rutgers		2 6		
						76 H DePaul	2 6	116 A Villanova		1 2		
						86 N Purdue	2 11	116 N Villanova		4 14		
								116 N Villanova		3 4		
								116 N Villanova		5 9		
								116 N Villanova		3 10		
								124 A Coastal Caro.		9 7		
								129 A Stetson		3 2		
								129 A Stetson		1 2		
								130 H Saint Joseph's		7 14		
								131 A Butler		1 5		
								131 A Butler		3 6		
								131 A Butler		3 2		
								136 N SFA		6 0		
								163 A La.-Monroe		1 3		
								174 A Stony Brook		4 5		
								177 H Creighton		0 3		
								177 H Creighton		4 3		
								180 A Mercer		2 11		
								180 A Mercer		1 8		
								192 H Providence		6 5		
								192 H Providence		4 3		
								192 H Providence		10 4		
								239 A Drexel		4 5		
								195 N Sam Houston St.		4 2		

LAST 10 GAMES												
						106 A St. John's (NY)	3 4					
						106 A St. John's (NY)	1 7					
						106 A St. John's (NY)	0 8					
						76 H DePaul	3 8					
						76 H DePaul	2 6					

Non-Div. I Games:

Seton Hall

RPI	S	Opponent	Score	
205	N	Cleveland St.	9	5
219	N	Eastern Mich.	11	9
219	N	Eastern Mich.	11	12
239	A	Drexel	4	5
242	N	Appalachian St.	14	8
242	N	Appalachian St.	11	6
246	N	St. Bonaventure	3	5
249	A	Georgetown	4	2
249	A	Georgetown	6	5
249	A	Georgetown	5	6
250	N	Detroit	0	4
257	N	Cornell	8	7
261	H	Iona	2	3
270	N	Oakland	4	0
270	N	Oakland	8	2
270	N	Oakland	6	4
290	H	Saint Peter's	6	3
290	H	Saint Peter's	8	2
291	N	Prairie View	4	2
291	N	Prairie View	2	1
294	N	Grambling	10	5

Seattle

Seattle

RPI	S	Opponent	Score	
228	A	CSU Bakersfield	2	3
245	N	Colgate	1	3
252	A	Portland St.	11	8
252	A	Portland St.	1	2
253	H	Utah Valley	6	4
253	H	Utah Valley	0	4
253	H	Utah Valley	4	7
253	H	Utah Valley	8	3
253	H	Utah Valley	7	2
263	A	Santa Clara	6	3
263	N	Santa Clara	4	3

Seattle

S
e
a
t
t
l
e

S
e
a
t
t
l
e

Average RPI Win:	213	WON-LOST	WINNING	LAST 10	STRENGTH OF	OPP. STRENGTH	TEAM	ADJ	CONF.	ADJ CONF.	
Average RPI Loss:	145	RECORD	PCT. RANK	GAMES	SCHEDULE	OF SCHEDULE	RPI	RPI	RPI	RPI	
DIV. I ONLY	16-33-0	.32653	244	4-6-0	234	176	246	.42745	234	23	22
DIV. I NON-CONF.	6-16-0	.27273	248	0-0-0	227	120	251	.42396	240	21	21
<hr/>											
TOTALS	RPI 1-25	RPI 26-50		W-L RECORDS		RPI 51-100		RPI 101-150		RPI 150+	
16-33-0	0-1-0	0-1-0		OVERALL		2-8-0		0-4-0		14-19-0	
8-8-0	0-0-0	0-0-0		HOME		0-4-0		0-0-0		8-4-0	
5-17-0	0-0-0	0-0-0		AWAY		1-1-0		0-4-0		4-12-0	
3-8-0	0-1-0	0-1-0		NEUTRAL		1-3-0		0-0-0		2-3-0	
6-16-0	0-1-0	0-1-0		NON-CONFERENCE		1-5-0		0-1-0		5-8-0	
0-2-0	0-0-0	0-0-0		HOME		0-2-0		0-0-0		0-0-0	
3-6-0	0-0-0	0-0-		AWAY		0-0-0		0-1-0		3-5-0	
3-8-0	0-1-0	0-1-0		NEUTRAL		1-3-0		0-0-0		2-3-0	
10-17-0	0-0-0	0-0-0		CONFERENCE		1-3-0		0-3-0		9-11-0	
8-6-0	0-0-0	0-0-0		HOME		0-2-0		0-0-0		8-4-0	
2-11-0	0-0-0	0-0-0		AWAY		1-1-0		0-3-0		1-7-0	
0-0-0	0-0-0	0-0-0		NEUTRAL		0-0-0		0-0-0		0-0-0	
RPI	S	Opponent	Score	RPI	S	Opponent	Score	RPI	S	Opponent	Score
10	N	La.-Lafayette	0 8	44	N	South Ala.	2 5	57	H	Jacksonville St.	5 6
								109	A	Southern Ill.	2 3
								57	H	Jacksonville St.	2 9
								67	H	Arkansas	3 4
								67	H	Arkansas	4 7
								81	N	Northern Ill.	6 3
								84	N	Central Ark.	4 5
								90	N	Louisiana Tech	2 11
								95	N	Western Caro.	0 8
								98	A	Eastern Ky.	2 4
								98	A	Eastern Ky.	5 2
								166	A	Saint Louis	2 6
								170	N	Ball St.	3 6
								176	A	UT Martin	0 4
								176	A	UT Martin	1 3
								176	A	UT Martin	0 1
								183	H	Tennessee Tech	5 2
								183	H	Tennessee Tech	2 3
								188	N	UMKC	0 9
								191	A	Western Ky.	8 3
								194	N	Missouri St.	3 9
								197	A	Southeastern La.	3 4
								197	A	Southeastern La.	1 7
								203	H	Murray St.	5 16
								203	H	Murray St.	9 1
								203	H	Murray St.	4 3
								210	N	Houston Baptist	10 7
								211	A	Morehead St.	1 6
								211	A	Morehead St.	0 1
								98	A	Eastern Ky.	2 4
								98	A	Eastern Ky.	5 2

Non-Div. I Games:

Southeast Mo. St.

RPI	S	Opponent	Score	
222	N	Valparaiso	3	2
226	H	Belmont	1	2
226	H	Belmont	3	0
268	H	Tennessee St.	9	0
268	H	Tennessee St.	7	2
269	H	Austin Peay	7	4
269	H	Austin Peay	3	7
269	H	Austin Peay	15	6
277	A	Jackson St.	11	1
277	A	Jackson St.	9	8

Southeast Mo. St.

S
o
u
t
h
e
a
s
t
M
o
.
S
t
.

S
o
u
t
h
e
a
s
t
M
o
.
S
t
.

Average RPI Win:	204	WON-LOST	WINNING	LAST 10	STRENGTH OF	OPP. STRENGTH	TEAM	ADJ	CONF.	ADJ CONF.	
Average RPI Loss:	139	RECORD	PCT. RANK	GAMES	SCHEDULE	OF SCHEDULE	RPI	RPI	RPI	RPI	
DIV. I ONLY	18-33-0	.35294	231	3-7-0	241	194	242	.42679	235	14	14
DIV. I NON-CONF.	11-12-0	.47826	167	2-0-0	279	261	230	.43485	228	15	15
<hr/>											
TOTALS	RPI 1-25	RPI 26-50		W-L RECORDS		RPI 51-100		RPI 101-150		RPI 150+	
18-33-0	0-0-0	1-1-0		OVERALL		3-12-0		1-6-0		13-14-0	
9-9-0	0-0-0	0-0-0		HOME		2-1-0		1-2-0		6-6-0	
5-18-0	0-0-0	1-0-0		AWAY		1-10-0		0-4-0		3-4-0	
4-6-0	0-0-0	0-1-0		NEUTRAL		0-1-0		0-0-0		4-4-0	
11-12-0	0-0-0	1-1-0		NON-CONFERENCE		1-4-0		0-1-0		9-6-0	
2-1-0	0-0-0	0-0-0		HOME		0-0-0		0-0-0		2-1-0	
5-5-0	0-0-0	1-0-		AWAY		1-3-0		0-1-0		3-1-0	
4-6-0	0-0-0	0-1-0		NEUTRAL		0-1-0		0-0-0		4-4-0	
7-21-0	0-0-0	0-0-0		CONFERENCE		2-8-0		1-5-0		4-8-0	
7-8-0	0-0-0	0-0-0		HOME		2-1-0		1-2-0		4-5-0	
0-13-0	0-0-0	0-0-0		AWAY		0-7-0		0-3-0		0-3-0	
0-0-0	0-0-0	0-0-0		NEUTRAL		0-0-0		0-0-0		0-0-0	
RPI S	Opponent	Score	RPI S	Opponent	Score	RPI S	Opponent	Score	RPI S	Opponent	Score
			38 N	Mississippi St.	0 6	66 A	New Mexico St.	0 8	103 A	Abilene Christian	3 6
			41 A	Texas St.	9 4	66 A	New Mexico St.	1 11	103 A	Abilene Christian	2 5
						66 A	New Mexico St.	3 13	103 A	Abilene Christian	4 7
						77 N	Southern Miss.	2 10	136 H	SFA	2 3
						89 A	Houston	4 3	136 H	SFA	5 4
						91 A	Lamar	0 8	136 H	SFA	0 5
						91 A	Lamar	0 3	149 A	UTSA	3 6
						91 A	Lamar	1 2	151 A	UTEP	4 1
						91 A	Lamar	3 8	151 A	UTEP	3 13
						92 A	Nicholls St.	2 5	151 N	UTEP	3 5
						92 A	Nicholls St.	0 5	155 H	North Texas	2 10
						92 A	Nicholls St.	3 11	195 A	Sam Houston St.	0 8
						93 H	Northwestern St.	0 8	195 A	Sam Houston St.	0 8
						93 H	Northwestern St.	6 5	195 A	Sam Houston St.	1 9
						93 H	Northwestern St.	7 5	197 H	Southeastern La.	0 2
									197 H	Southeastern La.	0 2
									197 H	Southeastern La.	2 4
									210 H	Houston Baptist	2 1
									210 H	Houston Baptist	7 3
									210 H	Houston Baptist	5 2
									213 H	A&M-Corpus Christi	6 2
									213 H	A&M-Corpus Christi	1 3
									213 H	A&M-Corpus Christi	3 11
									236 N	Texas Southern	0 3
									251 N	Alcorn	1 0
									251 N	Alcorn	7 4
									265 N	Mississippi Val.	0 2
<hr/>											
LAST 10 GAMES											
			213 H	A&M-Corpus Christi	1 3	195 A	Sam Houston St.	1 9	213 H	A&M-Corpus Christi	3 11
			213 H	A&M-Corpus Christi	6 2	291 H	Prairie View	10 2	236 N	Texas Southern	0 3
			213 H	A&M-Corpus Christi	3 11	291 H	Prairie View	11 0	251 N	Alcorn	1 0
			195 A	Sam Houston St.	0 8	136 H	SFA	0 5	251 N	Alcorn	7 4
			195 A	Sam Houston St.	0 8	136 H	SFA	2 3	265 N	Mississippi Val.	0 2

Non-Div. I Games:

Incarnate Word

RPI	S	Opponent	Score	
266	N	Northern Colo.	2	6
277	N	Jackson St.	5	4
279	N	IPFW	5	1
291	A	Prairie View	12	8
291	A	Prairie View	23	11
291	H	Prairie View	10	2
291	H	Prairie View	11	0

Incarnate Word

I
n
c
a
r
n
a
t
e
W
o
r
d

I
n
c
a
r
n
a
t
e
W
o
r
d

Average RPI Win:	270	WON-LOST	WINNING	LAST 10	STRENGTH OF	OPP. STRENGTH	TEAM	ADJ	CONF.	ADJ CONF.	
Average RPI Loss:	164	RECORD	PCT. RANK	GAMES	SCHEDULE	OF SCHEDULE	RPI	RPI	RPI	RPI	
DIV. I ONLY	24-16-0	.6	79	6-4-0	291	286	238	.42625	236	32	32
DIV. I NON-CONF.	4-12-0	.25	258	0-2-0	245	151	262	.40253	262	32	32
<hr/>											
TOTALS	RPI 1-25	RPI 26-50		W-L RECORDS		RPI 51-100		RPI 101-150		RPI 150+	
24-16-0	0-0-0	0-1-0		OVERALL		1-5-0		0-2-0		23-8-0	
8-4-0	0-0-0	0-0-0		HOME		0-1-0		0-1-0		8-2-0	
9-8-0	0-0-0	0-1-0		AWAY		1-3-0		0-1-0		8-2-0	
7-4-0	0-0-0	0-0-0		NEUTRAL		0-0-0		0-0-0		7-4-0	
<hr/>											
4-12-0	0-0-0	0-1-0		NON-CONFERENCE		1-5-0		0-2-0		3-4-0	
0-3-0	0-0-0	0-0-0		HOME		0-1-0		0-1-0		0-1-0	
1-8-0	0-0-0	0-0-		AWAY		1-4-0		0-1-0		0-2-0	
3-1-0	0-0-0	0-0-0		NEUTRAL		0-0-0		0-0-0		3-1-0	
<hr/>											
20-4-0	0-0-0	0-0-0		CONFERENCE		0-0-0		0-0-0		20-4-0	
8-1-0	0-0-0	0-0-0		HOME		0-0-0		0-0-0		8-1-0	
8-0-0	0-0-0	0-0-0		AWAY		0-0-0		0-0-0		8-0-0	
4-3-0	0-0-0	0-0-0		NEUTRAL		0-0-0		0-0-0		4-3-0	
<hr/>											
RPI	S	Opponent	Score	RPI	S	Opponent	Score	RPI	S	Opponent	Score
				28	A	Texas	0 6	85	A	UT Arlington	4 5
								85	A	UT Arlington	0 9
								89	A	Houston	5 3
								89	A	Houston	6 9
								91	A	Lamar	3 7
								91	H	Lamar	1 2

RPI	S	Opponent	Score	
294	A	Grambling	10	2
294	A	Grambling	16	7
294	A	Grambling	9	1
295	H	Ark.-Pine Bluff	8	0
295	H	Ark.-Pine Bluff	6	5
295	H	Ark.-Pine Bluff	6	1

Texas Southern

T
e
x
a
s
S
o
u
t
h
e
r
n

T
e
x
a
s
S
o
u
t
h
e
r
n

Average RPI Win: 210		WON-LOST RECORD	WINNING PCT. RANK	LAST 10 GAMES	STRENGTH OF SCHEDULE	OPP. STRENGTH OF SCHEDULE	TEAM RPI	ADJ RPI	CONF. RPI	ADJ CONF. RPI	
Average RPI Loss: 151											
DIV. I ONLY		20-35-0	.36364 225	4-6-0	245	202	241	.42573 237	28	27	
DIV. I NON-CONF.		13-21-0	.38235 202	1-2-0	226	173	216	.44346 217	25	25	
<hr/>											
TOTALS		RPI 1-25	RPI 26-50		W-L RECORDS		RPI 51-100		RPI 101-150		RPI 150+
20-35-0		0-0-0	0-4-0		OVERALL		1-7-0		3-6-0		16-18-0
4-7-0		0-0-0	0-0-0		HOME		0-3-0		1-1-0		3-3-0
7-17-0		0-0-0	0-4-0		AWAY		1-2-0		2-2-0		4-9-0
9-11-0		0-0-0	0-0-0		NEUTRAL		0-2-0		0-3-0		9-6-0
13-21-0		0-0-0	0-4-0		NON-CONFERENCE		1-3-0		3-6-0		9-8-0
2-1-0		0-0-0	0-0-0		HOME		0-0-0		1-1-0		1-0-0
5-10-0		0-0-0	0-0-		AWAY		1-1-0		2-2-0		2-3-0
6-10-0		0-0-0	0-0-0		NEUTRAL		0-2-0		0-3-0		6-5-0
7-14-0		0-0-0	0-0-0		CONFERENCE		0-4-0		0-0-0		7-10-0
2-6-0		0-0-0	0-0-0		HOME		0-3-0		0-0-0		2-3-0
2-7-0		0-0-0	0-0-0		AWAY		0-1-0		0-0-0		2-6-0
3-1-0		0-0-0	0-0-0		NEUTRAL		0-0-0		0-0-0		3-1-0
RPI S	Opponent	Score	RPI S	Opponent	Score	RPI S	Opponent	Score	RPI S	Opponent	Score
			26 A	Notre Dame	3 11	52 A	North Dakota St.	1 10	107 A	Miami (OH)	10 1
			35 A	North Carolina	0 10	52 H	North Dakota St.	3 8	107 A	Miami (OH)	9 8
			47 A	Illinois	0 8	52 H	North Dakota St.	1 9	110 N	Dayton	3 4
			47 A	Illinois	4 5	52 H	North Dakota St.	2 14	118 N	Lipscomb	1 5
						80 N	Ohio	1 2	131 N	Butler	1 6
						80 N	Ohio	1 2	134 H	Wright St.	5 4
						97 A	North Carolina St.	8 4	134 H	Wright St.	0 2
						97 A	North Carolina St.	8 11	150 A	Iowa St.	0 7
									150 A	Iowa St.	0 7
									165 H	Ill.-Chicago	6 1
									166 N	Eastern Ill.	0 6
									166 N	Eastern Ill.	5 6
									171 A	Omaha	2 4
									171 A	Omaha	7 8
									171 N	Omaha	14 13
									171 N	Omaha	1 6
									186 N	Iowa	1 7
									188 A	UMKC	6 4
									188 A	UMKC	2 3
									188 A	UMKC	1 4
									200 N	Indiana St.	6 5
									212 N	Green Bay	6 2
									220 H	Western Ill.	2 3
									220 H	Western Ill.	1 4
									220 N	Western Ill.	3 2
									243 A	South Dakota	0 2
									243 A	South Dakota	1 4
LAST 10 GAMES			52 A	North Dakota St.	1 10	188 A	UMKC	1 4	220 H	Western Ill.	2 3
			171 N	Omaha	14 13	188 A	UMKC	2 3	220 H	Western Ill.	1 4
			243 N	South Dakota	12 5	188 A	UMKC	6 4	220 N	Western Ill.	3 2
			171 N	Omaha	1 6	220 H	Western Ill.	2 3	243 A	South Dakota	0 2
			220 N	Western Ill.	3 2	220 H	Western Ill.	1 4	243 A	South Dakota	1 4

Non-Div. I Games:

IUPUI

RPI	S	Opponent	Score
243	A	South Dakota	9 10
243	N	South Dakota	12 5
247	N	Canisius	3 5
247	N	Canisius	2 5
249	N	Georgetown	7 6
249	N	Georgetown	12 7
254	A	South Dakota St.	6 2
254	A	South Dakota St.	2 3
254	A	South Dakota St.	2 1
259	N	Bryant	1 0
262	N	North Dakota	3 1
267	A	Northern Ky.	2 1
267	A	Northern Ky.	0 3
279	H	IPFW	8 0
279	H	IPFW	3 1
279	H	IPFW	4 6

IUPUI

Average RPI Win:	257	WON-LOST RECORD	WINNING PCT. RANK	LAST 10 GAMES	STRENGTH OF SCHEDULE	OPP. STRENGTH OF SCHEDULE	TEAM RPI	ADJ RPI	CONF. RPI	ADJ CONF. RPI	
Average RPI Loss:	169										
DIV. I ONLY	27-24-0	.52941	129	7-3-0	286	279	235	.42432	238	32	32
DIV. I NON-CONF.	8-21-0	.27586	246	0-0-0	229	217	257	.40579	258	32	32
<hr/>											
TOTALS	RPI 1-25	RPI 26-50		W-L RECORDS		RPI 51-100		RPI 101-150		RPI 150+	
27-24-0	0-0-0	0-0-0		OVERALL		1-7-0		0-2-0		26-15-0	
13-11-0	0-0-0	0-0-0		HOME		1-2-0		0-0-0		12-9-0	
7-10-0	0-0-0	0-0-0		AWAY		0-4-0		0-2-0		7-4-0	
7-3-0	0-0-0	0-0-0		NEUTRAL		0-1-0		0-0-0		7-2-0	
8-21-0	0-0-0	0-0-0		NON-CONFERENCE		1-7-0		0-2-0		7-12-0	
5-10-0	0-0-0	0-0-0		HOME		1-2-0		0-0-0		4-8-0	
0-8-0	0-0-0	0-0-		AWAY		0-4-0		0-2-0		0-2-0	
3-3-0	0-0-0	0-0-0		NEUTRAL		0-1-0		0-0-0		3-2-0	
19-3-0	0-0-0	0-0-0		CONFERENCE		0-0-0		0-0-0		19-3-0	
8-1-0	0-0-0	0-0-0		HOME		0-0-0		0-0-0		8-1-0	
7-2-0	0-0-0	0-0-0		AWAY		0-0-0		0-0-0		7-2-0	
4-0-0	0-0-0	0-0-0		NEUTRAL		0-0-0		0-0-0		4-0-0	
RPI	S	Opponent	Score	RPI	S	Opponent	Score	RPI	S	Opponent	Score
						57 H Jacksonville St.	3 12	121 A Kennesaw St.		0 2	
						60 A Georgia St.	0 6	121 A Kennesaw St.		2 8	
						72 A Troy	5 9	154 H Akron		5 6	
						77 A Southern Miss.	8 10	161 N Evansville		0 2	
						77 A Southern Miss.	1 5	161 N Evansville		5 7	
						92 H Nicholls St.	2 12	171 H Omaha		0 7	
						92 H Nicholls St.	6 2	180 H Mercer		8 7	
						94 N Marshall	2 4	180 H Mercer		5 16	
								207 H Middle Tenn.		0 9	
								207 H Middle Tenn.		4 5	
								216 N Savannah St.		9 8	
								216 N Savannah St.		4 3	
								219 N Eastern Mich.		9 7	
								226 A Belmont		0 1	
								226 A Belmont		0 8	
								236 N Texas Southern		6 5	
								236 N Texas Southern		18 8	
								240 H Gardner-Webb		3 5	
								251 A Alcorn		9 1	
								251 A Alcorn		7 6	
								251 A Alcorn		3 1	
								255 H UMBC		3 0	
								255 H UMBC		4 15	
								265 H Mississippi Val.		14 2	
								265 H Mississippi Val.		10 12	
								265 H Mississippi Val.		6 1	
								268 H Tennessee St.		0 8	
LAST 10 GAMES											
						236 N Texas Southern	18 8	284 A Alabama A&M		9 7	
						236 N Texas Southern	6 5	284 A Alabama A&M		6 7	
						292 N Southern U.	7 6	265 H Mississippi Val.		10 12	
						295 N Ark.-Pine Bluff	9 0	265 H Mississippi Val.		14 2	
						284 A Alabama A&M	6 7	265 H Mississippi Val.		6 1	

Non-Div. I Games: Montevallo 3 4 Montevallo 9 1

Alabama St.

RPI	S	Opponent	Score	
268	H	Tennessee St.	11	4
277	H	Jackson St.	6	0
277	H	Jackson St.	3	0
277	H	Jackson St.	5	4
284	A	Alabama A&M	6	7
284	A	Alabama A&M	6	7
284	A	Alabama A&M	9	7
287	H	Howard	6	4
291	H	Prairie View	4	0
291	H	Prairie View	14	3
291	H	Prairie View	3	1
292	N	Southern U.	7	6
294	A	Grambling	10	0
294	A	Grambling	12	0
294	A	Grambling	12	0
295	N	Ark.-Pine Bluff	9	0

Alabama St.

A
l
a
b
a
m
a
s
t
.

A
l
a
b
a
m
a
s
t
.

Average RPI Win:		263	WON-LOST RECORD		WINNING PCT. RANK		LAST 10 GAMES		STRENGTH OF SCHEDULE		OPP. STRENGTH OF SCHEDULE		TEAM RPI		ADJ RPI		CONF. RPI		ADJ CONF. RPI	
DIV. I ONLY			20-35-0		.36364 225		3-7-0		212		246		231		.42309 239		8		8	
DIV. I NON-CONF.			20-16-0		.55556 104		3-1-0		291		293		231		.4229 243		9		9	
TOTALS		RPI 1-25		RPI 26-50		W-L RECORDS		RPI 51-100		RPI 101-150		RPI 150+								
20-35-0		0-3-0		0-0-0		OVERALL		1-13-0		0-8-0		19-11-0								
6-11-0		0-3-0		0-0-0		HOME		0-2-0		0-3-0		6-3-0								
7-17-0		0-0-0		0-0-0		AWAY		0-9-0		0-5-0		7-2-0								
7-7-0		0-0-0		0-0-0		NEUTRAL		1-2-0		0-0-0		6-5-0								
20-16-0		0-0-0		0-0-0		NON-CONFERENCE		1-2-0		0-3-0		19-11-0								
6-4-0		0-0-0		0-0-0		HOME		0-0-0		0-1-0		6-3-0								
7-5-0		0-0-0		0-0-		AWAY		0-0-0		0-2-0		7-3-0								
7-7-0		0-0-0		0-0-0		NEUTRAL		1-2-0		0-0-0		6-5-0								
0-19-0		0-3-0		0-0-0		CONFERENCE		0-11-0		0-5-0		0-0-0								
0-7-0		0-3-0		0-0-0		HOME		0-2-0		0-2-0		0-0-0								
0-12-0		0-0-0		0-0-0		AWAY		0-9-0		0-3-0		0-0-0								
0-0-0		0-0-0		0-0-0		NEUTRAL		0-0-0		0-0-0		0-0-0								
RPI	S	Opponent		Score		RPI	S	Opponent		Score		RPI	S	Opponent		Score				
7	H	James Madison		0 8						57	N	Jacksonville St.	10	9	108	H	UNCW	2 7		
7	H	James Madison		0 8						58	A	Col. of Charleston	0	1	108	H	UNCW	2 5		
7	H	James Madison		0 3						58	A	Col. of Charleston	1	10	116	A	Villanova	0 12		
										58	A	Col. of Charleston	0	8	123	A	UNCG	0 8		
										68	A	Hofstra	2	9	127	A	Elon	4 8		
										68	A	Hofstra	3	13	127	A	Elon	2 9		
										68	A	Hofstra	3	12	127	A	Elon	7 15		
										70	H	Towson	4	14	130	H	Saint Joseph's	2 12		
										70	H	Towson	2	8	157	N	Bucknell	1 10		
										73	A	Delaware	2	6	177	N	Creighton	3 7		
										73	A	Delaware	1	9	199	A	Penn	2 4		
										73	A	Delaware	10	13	216	A	Savannah St.	0 6		
										95	N	Western Caro.	0	8	223	N	Florida A&M	6 2		
										95	N	Western Caro.	1	7	223	N	Florida A&M	0 4		
															232	H	Seton Hall	5 4		
															241	H	La Salle	0 2		
															256	H	Wagner	7 4		
															256	H	Wagner	1 3		
															272	A	Hampton	10 5		
															272	N	Hampton	14 4		
															272	N	Hampton	1 0		
															273	N	Holy Cross	8 3		
															273	N	Holy Cross	1 8		
															274	A	N.C. A&T	2 3		
															274	A	N.C. A&T	10 7		
															274	N	N.C. A&T	1 0		
															275	H	Lafayette	9 1		
LAST 10 GAMES																				
						58	A	Col. of Charleston	0 8	108	H	UNCW	2 5							
						58	A	Col. of Charleston	0 1	108	H	UNCW	2 7							
						58	A	Col. of Charleston	1 10	288	H	UMES	5 0							
						256	H	Wagner	7 4	288	H	UMES	8 0							
						256	H	Wagner	1 3	68	A	Hofstra	2 9							

Non-Div. I Games:

Drexel

RPI	S	Opponent	Score	
275	H	Lafayette	1	3
281	A	Norfolk St.	13	3
281	A	Norfolk St.	6	5
282	N	Sacred Heart	0	1
285	A	N.C. Central	7	6
286	H	Rider	6	2
286	N	Rider	5	0
288	H	UMES	8	0
288	H	UMES	5	0
289	A	South Carolina St.	10	1
289	A	South Carolina St.	4	0

Drexel

D
r
e
x
e
l

D
r
e
x
e
l

Average RPI Win:	243	WON-LOST	WINNING	LAST 10	STRENGTH OF	OPP. STRENGTH	TEAM	ADJ	CONF.	ADJ CONF.	
Average RPI Loss:	148	RECORD	PCT. RANK	GAMES	SCHEDULE	OF SCHEDULE	RPI	RPI	RPI	RPI	
DIV. I ONLY	21-33-0	.38889	214	3-7-0	249	242	240	.423	240	19	19
DIV. I NON-CONF.	14-15-0	.48276	162	0-0-0	282	286	240	.42478	239	20	20
<hr/>											
TOTALS	RPI 1-25	RPI 26-50		W-L RECORDS		RPI 51-100		RPI 101-150		RPI 150+	
21-33-0	0-0-0	0-0-0		OVERALL		0-8-0		0-5-0		21-20-0	
15-14-0	0-0-0	0-0-0		HOME		0-7-0		0-0-0		15-7-0	
3-16-0	0-0-0	0-0-0		AWAY		0-0-0		0-5-0		3-11-0	
3-3-0	0-0-0	0-0-0		NEUTRAL		0-1-0		0-0-0		3-2-0	
14-15-0	0-0-0	0-0-0		NON-CONFERENCE		0-5-0		0-2-0		14-8-0	
8-6-0	0-0-0	0-0-0		HOME		0-4-0		0-0-0		8-2-0	
3-6-0	0-0-0	0-0-		AWAY		0-0-0		0-2-0		3-4-0	
3-3-0	0-0-0	0-0-0		NEUTRAL		0-1-0		0-0-0		3-2-0	
7-18-0	0-0-0	0-0-0		CONFERENCE		0-3-0		0-3-0		7-12-0	
7-8-0	0-0-0	0-0-0		HOME		0-3-0		0-0-0		7-5-0	
0-10-0	0-0-0	0-0-0		AWAY		0-0-0		0-3-0		0-7-0	
0-0-0	0-0-0	0-0-0		NEUTRAL		0-0-0		0-0-0		0-0-0	
RPI	S	Opponent	Score	RPI	S	Opponent	Score	RPI	S	Opponent	Score
						54 H USC Upstate	3 6	102 A Furman	1	16	
						54 H USC Upstate	0 10	102 A Furman	1	3	
						61 H Longwood	1 3	124 A Coastal Caro.	0	7	
						61 H Longwood	1 3	124 A Coastal Caro.	2	4	
						61 H Longwood	0 9	124 A Coastal Caro.	0	9	
						96 H Charlotte	0 8	153 A Liberty	0	4	
						96 H Charlotte	0 8	153 A Liberty	1	4	
						98 N Eastern Ky.	1 4	153 A Liberty	0	1	
								154 N Akron	2	9	
								154 N Akron	1	5	
								156 A Radford	1	3	
								156 A Radford	0	8	
								156 A Radford	9	11	
								158 A ETSU	3	10	
								158 A ETSU	0	3	
								171 N Omaha	12	6	
								172 H Presbyterian	6	2	
								172 H Presbyterian	3	2	
								172 H Presbyterian	0	4	
								187 H Charleston So.	4	9	
								187 H Charleston So.	4	2	
								187 H Charleston So.	0	6	
				LAST 10 GAMES							
				214 A Winthrop	5	9	153 A Liberty	0	1	206 H Campbell	8 1
				214 H Winthrop	7	5	153 A Liberty	1	4	206 H Campbell	4 6
				214 H Winthrop	1	0	124 A Coastal Caro.	0	7	206 H Campbell	0 9
				214 H Winthrop	7	6	124 A Coastal Caro.	0	9	214 A Winthrop	5 9
				153 A Liberty	0	4	124 A Coastal Caro.	2	4	214 H Winthrop	7 5

RPI	S	Opponent	Score	
214	H	Winthrop	1	0
214	H	Winthrop	7	6
231	A	George Washington	5	6
231	A	George Washington	3	5
238	A	Alabama St.	5	3
247	N	Canisius	2	1
269	H	Austin Peay	12	15
269	H	Austin Peay	9	2
272	H	Hampton	9	1
272	H	Hampton	3	4
274	H	N.C. A&T	5	3
274	H	N.C. A&T	5	3
276	H	Hartford	7	0
276	H	Hartford	7	2
285	A	N.C. Central	4	0
285	A	N.C. Central	11	10
287	N	Howard	1	0
289	H	South Carolina St.	11	1
289	H	South Carolina St.	11	1

Gardner-Webb

Gardner-Webb

Gardner-Webb

Average RPI Win: 243		WON-LOST RECORD		WINNING PCT. RANK		LAST 10 GAMES		STRENGTH OF SCHEDULE		OPP. STRENGTH OF SCHEDULE		TEAM RPI		ADJ RPI		CONF. RPI		ADJ CONF. RPI	
DIV. I ONLY		16-28-0		.36364 225		4-6-0		240		248		244		.42266 241		21		21	
DIV. I NON-CONF.		8-14-0		.36364 212		0-2-0		230		270		238		.4284 235		22		22	
TOTALS		RPI 1-25		RPI 26-50		W-L RECORDS		RPI 51-100		RPI 101-150		RPI 150+							
16-28-0		0-0-0		0-1-0		OVERALL		0-2-0		1-10-0		15-15-0							
5-7-0		0-0-0		0-0-0		HOME		0-0-0		1-1-0		4-6-0							
5-16-0		0-0-0		0-1-0		AWAY		0-1-0		0-6-0		5-8-0							
6-5-0		0-0-0		0-0-0		NEUTRAL		0-1-0		0-3-0		6-1-0							
8-14-0		0-0-0		0-1-0		NON-CONFERENCE		0-2-0		0-4-0		8-7-0							
1-1-0		0-0-0		0-0-0		HOME		0-0-0		0-0-0		1-1-0							
2-8-0		0-0-0		0-0-		AWAY		0-1-0		0-1-0		2-5-0							
5-5-0		0-0-0		0-0-0		NEUTRAL		0-1-0		0-3-0		5-1-0							
8-14-0		0-0-0		0-0-0		CONFERENCE		0-0-0		1-6-0		7-8-0							
4-6-0		0-0-0		0-0-0		HOME		0-0-0		1-1-0		3-5-0							
3-8-0		0-0-0		0-0-0		AWAY		0-0-0		0-5-0		3-3-0							
1-0-0		0-0-0		0-0-0		NEUTRAL		0-0-0		0-0-0		1-0-0							
RPI	S	Opponent	Score	RPI	S	Opponent	Score	RPI	S	Opponent	Score	RPI	S	Opponent	Score				
				33	A	UCF	0 9	54	A	USC Upstate	0 8	102	A	Furman	0 12				
								80	N	Ohio	0 8	110	A	Dayton	0 6				
												110	A	Dayton	1 2				
												110	A	Dayton	1 2				
												130	A	Saint Joseph's	1 3				
												130	A	Saint Joseph's	1 7				
												132	N	LIU Brooklyn	5 9				
												141	H	Massachusetts	2 11				
												141	H	Massachusetts	10 8				
												144	N	Virginia	3 6				
												146	N	North Florida	1 9				
												153	A	Liberty	0 9				
												153	A	Liberty	2 10				
												166	H	Saint Louis	7 17				
												166	H	Saint Louis	4 3				
												166	H	Saint Louis	2 10				
												196	A	Delaware St.	1 2				
												196	A	Delaware St.	7 10				
												199	A	Penn	5 3				
												199	A	Penn	2 5				
												207	N	Middle Tenn.	5 0				
												209	H	George Mason	2 1				
												209	H	George Mason	6 9				
												209	H	George Mason	4 6				
												231	A	George Washington	3 6				
												231	A	George Washington	4 6				
												231	A	George Washington	0 6				
LAST 10 GAMES																			
				280	A	Rhode Island	6 4	141	H	Massachusetts	2 11	209	H	George Mason	6 9				
				280	A	Rhode Island	8 4	141	H	Massachusetts	10 8	209	H	George Mason	4 6				
				280	A	Rhode Island	9 0	130	A	Saint Joseph's	1 3	231	A	George Washington	3 6				
				196	A	Delaware St.	1 2	130	A	Saint Joseph's	1 7	231	A	George Washington	4 6				
				196	A	Delaware St.	7 10	209	H	George Mason	6 9	231	A	George Washington	0 6				

Non-Div. I Games:

La Salle

RPI	S	Opponent	Score	
239	A	Drexel	2	0
243	N	South Dakota	4	2
246	H	St. Bonaventure	4	5
246	H	St. Bonaventure	18	5
275	H	Lafayette	7	2
275	H	Lafayette	1	5
280	A	Rhode Island	8	4
280	A	Rhode Island	9	0
280	A	Rhode Island	6	4
280	N	Rhode Island	6	4
281	N	Norfolk St.	6	2
282	N	Sacred Heart	1	3
282	N	Sacred Heart	6	4
282	N	Sacred Heart	6	4

La Salle

L
a
S
a
l
l
e

L
a
S
a
l
l
e

Average RPI Win: 200		WON-LOST	WINNING	LAST 10	STRENGTH OF		OPP. STRENGTH	TEAM	ADJ	CONF.	ADJ CONF.
Average RPI Loss: 117		RECORD	PCT. RANK	GAMES	SCHEDULE		OF SCHEDULE	RPI	RPI	RPI	RPI
DIV. I ONLY		11-45-0	.19643	283	2-8-0		89	144	237	.42257	242
DIV. I NON-CONF.		9-23-0	.28125	241	2-2-0		186	268	250	.41306	253
TOTALS		RPI 1-25	RPI 26-50		W-L RECORDS		RPI 51-100		RPI 101-150		RPI 150+
11-45-0		0-5-0	0-6-0		OVERALL		2-11-0		0-8-0		9-15-0
6-17-0		0-0-0	0-6-0		HOME		0-6-0		0-0-0		6-5-0
2-14-0		0-5-0	0-0-0		AWAY		1-3-0		0-6-0		1-0-0
3-14-0		0-0-0	0-0-0		NEUTRAL		1-2-0		0-2-0		2-10-0
9-23-0		0-2-0	0-0-0		NON-CONFERENCE		1-3-0		0-5-0		8-13-0
5-3-0		0-0-0	0-0-0		HOME		0-0-0		0-0-0		5-3-0
1-6-0		0-2-0	0-0-		AWAY		0-1-0		0-3-0		1-0-0
3-14-0		0-0-0	0-0-0		NEUTRAL		1-2-0		0-2-0		2-10-0
2-22-0		0-3-0	0-6-0		CONFERENCE		1-8-0		0-3-0		1-2-0
1-14-0		0-0-0	0-6-0		HOME		0-6-0		0-0-0		1-2-0
1-8-0		0-3-0	0-0-0		AWAY		1-2-0		0-3-0		0-0-0
0-0-0		0-0-0	0-0-0		NEUTRAL		0-0-0		0-0-0		0-0-0
RPI S	Opponent	Score	RPI S	Opponent	Score	RPI S	Opponent	Score	RPI S	Opponent	Score
5 A	Auburn	5 22	41 H	Texas St.	5 14	60 H	Georgia St.	9 11	102 N	Furman	3 5
5 A	Auburn	0 9	41 H	Texas St.	0 12	60 H	Georgia St.	3 9	105 A	Ga. Southern	0 3
10 A	La.-Lafayette	4 13	41 H	Texas St.	2 5	60 H	Georgia St.	0 15	105 A	Ga. Southern	2 6
10 A	La.-Lafayette	0 14	44 H	South Ala.	0 2	70 N	Towson	9 12	105 A	Ga. Southern	7 11
10 A	La.-Lafayette	2 14	44 H	South Ala.	2 7	70 N	Towson	1 11	123 A	UNCG	0 9
			44 H	South Ala.	0 6	72 H	Troy	6 23	123 A	UNCG	1 2
						72 H	Troy	1 11	124 A	Coastal Caro.	0 5
						72 H	Troy	19 25	131 N	Butler	6 12
						85 A	UT Arlington	4 3	156 H	Radford	6 10
						85 A	UT Arlington	2 10	156 H	Radford	6 1
						85 A	UT Arlington	7 8	163 H	La.-Monroe	5 6
						94 N	Marshall	4 3	163 H	La.-Monroe	4 1
						96 A	Charlotte	0 8	163 H	La.-Monroe	5 9
									191 N	Western Ky.	4 8
									205 N	Cleveland St.	2 11
									206 A	Campbell	16 9
									206 H	Campbell	9 0
									206 H	Campbell	3 4
									211 H	Morehead St.	4 2
									211 H	Morehead St.	0 7
									215 N	Loyola Chicago	0 1
									215 N	Loyola Chicago	0 9
									230 N	Brown	1 4
									232 N	Seton Hall	6 11
									232 N	Seton Hall	8 14
									247 N	Canisius	8 2
									256 N	Wagner	3 5
LAST 10 GAMES											
274 H	N.C. A&T	8 0	41 H	Texas St.	5 14	274 H	N.C. A&T	9 4	41 H	Texas St.	0 12
285 N	N.C. Central	7 9	10 A	La.-Lafayette	0 14	285 N	N.C. Central	5 8	10 A	La.-Lafayette	4 13
285 N	N.C. Central	5 8	10 A	La.-Lafayette	2 14	41 H	Texas St.	2 5	10 A	La.-Lafayette	2 14
41 H	Texas St.	2 5									

Non-Div. I Games:

Appalachian St.

RPI	S	Opponent	Score	
274	H	N.C. A&T	8	0
274	H	N.C. A&T	9	4
285	N	N.C. Central	5	8
285	N	N.C. Central	7	9
286	N	Rider	8	0

Appalachian St.

A
P
P
a
l
a
c
h
i
a
n
S
t
.

A
P
P
a
l
a
c
h
i
a
n
S
t
.

Average RPI Win:		197	WON-LOST RECORD		WINNING PCT. RANK		LAST 10 GAMES		STRENGTH OF SCHEDULE		OPP. STRENGTH OF SCHEDULE		TEAM RPI		ADJ RPI		CONF. RPI		ADJ CONF. RPI				
DIV. I ONLY			15-38-0		.28302 258		2-8-0		210		146		245		.42244 243		28		27				
DIV. I NON-CONF.			6-27-0		.18182 272		0-0-0		143		62		249		.42041 246		25		25				
TOTALS		RPI 1-25		RPI 26-50		W-L RECORDS		RPI 51-100		RPI 101-150		RPI 150+											
15-38-0		0-5-0		0-3-0		OVERALL		2-6-0		2-6-0		11-18-0											
6-4-0		0-0-0		0-0-0		HOME		0-2-0		0-0-0		6-2-0											
4-18-0		0-2-0		0-1-0		AWAY		1-3-0		0-3-0		3-9-0											
5-16-0		0-3-0		0-2-0		NEUTRAL		1-1-0		2-3-0		2-7-0											
6-27-0		0-5-0		0-3-0		NON-CONFERENCE		2-3-0		2-6-0		2-10-0											
1-1-0		0-0-0		0-0-0		HOME		0-0-0		0-0-0		1-1-0											
1-11-0		0-2-0		0-0-		AWAY		1-2-0		0-3-0		0-3-0											
4-15-0		0-3-0		0-2-0		NEUTRAL		1-1-0		2-3-0		1-6-0											
9-11-0		0-0-0		0-0-0		CONFERENCE		0-3-0		0-0-0		9-8-0											
5-3-0		0-0-0		0-0-0		HOME		0-2-0		0-0-0		5-1-0											
3-7-0		0-0-0		0-0-0		AWAY		0-1-0		0-0-0		3-6-0											
1-1-0		0-0-0		0-0-0		NEUTRAL		0-0-0		0-0-0		1-1-0											
RPI	S	Opponent		Score		RPI	S	Opponent		Score		RPI	S	Opponent		Score							
1	A	Florida		0	9	33	A	UCF		0	8	52	A	North Dakota St.		8	9	112	N	Army West Point		4	3
1	A	Florida		0	9	36	N	California		1	8	52	H	North Dakota St.		2	8	132	N	LIU Brooklyn		3	2
8	N	Washington		3	14	37	N	Long Beach St.		4	12	52	H	North Dakota St.		0	3	140	N	New Mexico		2	3
16	N	Kentucky		0	10							62	A	San Diego St.		1	2	146	N	North Florida		4	6
21	N	South Fla.		0	7							71	N	Texas Tech		5	3	147	A	UNLV		3	7
												82	A	Wisconsin		7	6	150	A	Iowa St.		7	10
												82	A	Wisconsin		2	10	150	A	Iowa St.		2	8
												91	N	Lamar		7	11	150	N	Iowa St.		3	6
																		160	N	Central Mich.		4	3
																		164	N	Idaho St.		1	2
																		171	A	Omaha		4	9
																		171	A	Omaha		4	6
																		171	A	Omaha		3	11
																		188	H	UMKC		7	6
																		188	H	UMKC		2	10
																		198	A	San Diego		3	6
																		202	A	UC Davis		10	11
																		202	A	UC Davis		1	11
																		207	N	Middle Tenn.		0	1
																		220	H	Western Ill.		7	3
																		220	H	Western Ill.		2	3
																		220	H	Western Ill.		4	0
								LAST 10 GAMES										237	H	IUPUI		10	9
								237 N IUPUI		5	12	254	A	South Dakota St.		11	12	237	H	IUPUI		2	0
								52 A North Dakota St.		8	9	52	H	North Dakota St.		0	3	237	H	IUPUI		4	1
								254 N South Dakota St.		6	4	52	H	North Dakota St.		2	8	237	H	IUPUI		5	12
								254 A South Dakota St.		4	6	171	A	Omaha		4	6	241	N	La Salle		2	4
								254 A South Dakota St.		5	4	171	A	Omaha		4	9						

Non-Div. I Games:

South Dakota

South Dakota

Average RPI Win:	194	WON-LOST RECORD	WINNING PCT. RANK	LAST 10 GAMES		STRENGTH OF SCHEDULE	OPP. STRENGTH OF SCHEDULE	TEAM RPI	ADJ RPI	CONF. RPI	ADJ CONF. RPI				
DIV. I ONLY		18-36-0	.33333	240	1-9-0	213	185	233	.4217	244	16	16			
DIV. I NON-CONF.		12-17-0	.41379	192	0-0-0	261	242	235	.42167	244	16	16			
<hr/>															
TOTALS	RPI 1-25	RPI 26-50		W-L RECORDS		RPI 51-100		RPI 101-150		RPI 150+					
18-36-0	0-0-0	0-4-0		OVERALL		1-9-0		3-6-0		14-17-0					
3-11-0	0-0-0	0-0-0		HOME		0-9-0		0-1-0		3-1-0					
5-15-0	0-0-0	0-2-0		AWAY		1-0-0		0-3-0		4-10-0					
10-10-0	0-0-0	0-2-0		NEUTRAL		0-0-0		3-2-0		7-6-0					
12-17-0	0-0-0	0-4-0		NON-CONFERENCE		1-0-0		3-3-0		8-10-0					
1-1-0	0-0-0	0-0-0		HOME		0-0-0		0-0-0		1-1-0					
1-6-0	0-0-0	0-0-		AWAY		1-0-0		0-1-0		0-3-0					
10-10-0	0-0-0	0-2-0		NEUTRAL		0-0-0		3-2-0		7-6-0					
6-19-0	0-0-0	0-0-0		CONFERENCE		0-9-0		0-3-0		6-7-0					
2-10-0	0-0-0	0-0-0		HOME		0-9-0		0-1-0		2-0-0					
4-9-0	0-0-0	0-0-0		AWAY		0-0-0		0-2-0		4-7-0					
0-0-0	0-0-0	0-0-0		NEUTRAL		0-0-0		0-0-0		0-0-0					
RPI	S	Opponent	Score	RPI	S	Opponent	Score	RPI	S	Opponent	Score				
				26	A	Notre Dame	0 10	59	H	Kent St.	0 9	107	A	Miami (OH)	3 7
				44	A	South Ala.	0 5	59	H	Kent St.	1 2	107	A	Miami (OH)	3 17
				48	N	Wichita St.	3 11	59	H	Kent St.	0 8	107	H	Miami (OH)	0 6
				48	N	Wichita St.	4 9	70	A	Towson	7 3	113	N	Michigan St.	13 20
								80	H	Ohio	3 9	114	N	Rutgers	6 1
								80	H	Ohio	1 4	121	A	Kennesaw St.	1 5
								80	H	Ohio	1 3	142	N	Dartmouth	5 1
								81	H	Northern Ill.	1 13	142	N	Dartmouth	6 1
								81	H	Northern Ill.	1 2	148	N	East Carolina	0 2
								81	H	Northern Ill.	0 8	154	A	Akron	0 5
												154	A	Akron	5 3
												154	A	Akron	9 5
												160	H	Central Mich.	4 2
												160	H	Central Mich.	5 1
												189	A	Toledo	1 2
												189	A	Toledo	2 6
												193	N	Robert Morris	7 1
												201	N	Bradley	8 9
												205	A	Cleveland St.	5 8
												211	N	Morehead St.	5 6
												211	N	Morehead St.	11 1
				LAST 10 GAMES								219	A	Eastern Mich.	2 8
				80	H	Ohio	3 9	59	H	Kent St.	0 9	219	A	Eastern Mich.	5 4
				80	H	Ohio	1 3	189	A	Toledo	2 6	219	A	Eastern Mich.	8 1
				80	H	Ohio	1 4	189	A	Toledo	1 2	220	N	Western Ill.	8 9
				59	H	Kent St.	1 2	154	A	Akron	5 3	221	N	Fairfield	7 6
				59	H	Kent St.	0 8	154	A	Akron	0 5	222	A	Valparaiso	0 6

Non-Div. I Games:

Bowling Green

Bowling Green

Average RPI Win:	217	WON-LOST	WINNING	LAST 10	STRENGTH OF	OPP. STRENGTH	TEAM	ADJ	CONF.	ADJ CONF.					
Average RPI Loss:	148	RECORD	PCT. RANK	GAMES	SCHEDULE	OF SCHEDULE	RPI	RPI	RPI	RPI					
DIV. I ONLY	12-29-0	.29268	254	4-6-0	204	214	247	.42147	245	22	23				
DIV. I NON-CONF.	5-18-0	.21739	267	0-1-0	221	207	267	.39973	266	23	24				
<hr/>															
TOTALS	RPI 1-25	RPI 26-50		W-L RECORDS		RPI 51-100		RPI 101-150		RPI 150+					
12-29-0	0-0-0	0-0-0		OVERALL		1-7-0		3-8-0		8-14-0					
3-10-0	0-0-0	0-0-0		HOME		0-0-0		3-5-0		0-5-0					
7-14-0	0-0-0	0-0-0		AWAY		1-6-0		0-2-0		6-6-0					
2-5-0	0-0-0	0-0-0		NEUTRAL		0-1-0		0-1-0		2-3-0					
<hr/>															
5-18-0	0-0-0	0-0-0		NON-CONFERENCE		1-4-0		1-4-0		3-10-0					
1-3-0	0-0-0	0-0-0		HOME		0-0-0		1-1-0		0-2-0					
2-10-0	0-0-0	0-0-		AWAY		1-3-0		0-2-0		1-5-0					
2-5-0	0-0-0	0-0-0		NEUTRAL		0-1-0		0-1-0		2-3-0					
<hr/>															
7-11-0	0-0-0	0-0-0		CONFERENCE		0-3-0		2-4-0		5-4-0					
2-7-0	0-0-0	0-0-0		HOME		0-0-0		2-4-0		0-3-0					
5-4-0	0-0-0	0-0-0		AWAY		0-3-0		0-0-0		5-1-0					
0-0-0	0-0-0	0-0-0		NEUTRAL		0-0-0		0-0-0		0-0-0					
<hr/>															
RPI	S	Opponent	Score	RPI	S	Opponent	Score	RPI	S	Opponent	Score				
				64 A San Jose St.				1	9	109 N Southern Ill.		0	4		
				64 A San Jose St.				2	10	112 H Army West Point		3	4		
				78 A Lehigh				0	12	112 H Army West Point		2	1		
				78 A Lehigh				1	3	112 H Army West Point		4	7		
				78 A Lehigh				0	8	129 A Stetson		6	8		
				87 N Pittsburgh				4	7	129 A Stetson		0	1		
				88 A Syracuse				3	2	137 H Boston U.		1	0		
				88 A Syracuse				3	10	137 H Boston U.		0	5		
										137 H Boston U.		2	9		
										138 H Binghamton		0	8		
										138 H Binghamton		7	6		
										157 H Bucknell		3	4		
										157 H Bucknell		0	9		
										157 H Bucknell		0	6		
										162 H Albany (NY)		1	5		
										178 A Pacific		0	1		
										178 A Pacific		1	4		
										185 A St. Mary's (CA)		2	7		
										190 A Princeton		4	7		
										190 A Princeton		6	9		
						192 N Providence		5	6						
						228 N CSU Bakersfield		1	5						
						233 N Seattle		3	1						
						257 H Cornell		3	6						
						261 N Iona		4	0						
						262 N North Dakota		2	6						
						263 A Santa Clara		4	3						
<hr/>															
LAST 10 GAMES				275 A Lafayette				6	0	275 A Lafayette		6	0		
137 H Boston U.				0	5	112 H Army West Point				3	4	257 H Cornell		3	6
137 H Boston U.				1	0	257 H Cornell				3	6	157 H Bucknell		0	9
137 H Boston U.				2	9	157 H Bucknell				0	9	157 H Bucknell		3	4
275 A Lafayette				3	1										
275 A Lafayette				4	1										

Non-Div. I Games:

Colgate

RPI	S	Opponent	Score	
273	A	Holy Cross	4	7
273	A	Holy Cross	2	1
273	A	Holy Cross	2	0
275	A	Lafayette	6	0
275	A	Lafayette	4	1
275	A	Lafayette	3	1

Colgate

C
o
l
g
a
t
e

C
o
l
g
a
t
e

Average RPI Win:	223	WON-LOST	WINNING	LAST 10	STRENGTH OF	OPP. STRENGTH	TEAM	ADJ	CONF.	ADJ CONF.		
Average RPI Loss:	153	RECORD	PCT. RANK	GAMES	SCHEDULE	OF SCHEDULE	RPI	RPI	RPI	RPI		
DIV. I ONLY		15-32-0	.31915	245	4-6-0	222	224	248	.41982	246	21	21
DIV. I NON-CONF.		7-18-0	.28	244	0-2-0	244	248	259	.40582	257	22	22
<hr/>												
TOTALS	RPI 1-25	RPI 26-50		W-L RECORDS		RPI 51-100		RPI 101-150		RPI 150+		
15-32-0	0-0-0	0-0-0		OVERALL		0-8-0		2-8-0		13-16-0		
6-9-0	0-0-0	0-0-0		HOME		0-0-0		1-5-0		5-4-0		
6-17-0	0-0-0	0-0-0		AWAY		0-7-0		1-2-0		5-8-0		
3-6-0	0-0-0	0-0-0		NEUTRAL		0-1-0		0-1-0		3-4-0		
<hr/>												
7-18-0	0-0-0	0-0-0		NON-CONFERENCE		0-6-0		0-1-0		7-11-0		
1-2-0	0-0-0	0-0-0		HOME		0-0-0		0-0-0		1-2-0		
3-10-0	0-0-0	0-0-		AWAY		0-5-0		0-0-0		3-5-0		
3-6-0	0-0-0	0-0-0		NEUTRAL		0-1-0		0-1-0		3-4-0		
<hr/>												
8-14-0	0-0-0	0-0-0		CONFERENCE		0-2-0		2-7-0		6-5-0		
5-7-0	0-0-0	0-0-0		HOME		0-0-0		1-5-0		4-2-0		
3-7-0	0-0-0	0-0-0		AWAY		0-2-0		1-2-0		2-3-0		
0-0-0	0-0-0	0-0-0		NEUTRAL		0-0-0		0-0-0		0-0-0		
<hr/>												
RPI	S	Opponent	Score	RPI	S	Opponent	Score	RPI	S	Opponent	Score	
						63 A Fordham	6 7	110 H Dayton			1 6	
						63 A Fordham	4 5	110 H Dayton			3 8	
						86 N Purdue	0 8	110 H Dayton			0 1	
						87 A Pittsburgh	1 9	122 N Harvard			3 5	
						87 A Pittsburgh	3 7	130 A Saint Joseph's			1 8	
						87 A Pittsburgh	0 8	130 A Saint Joseph's			7 4	
						87 A Pittsburgh	0 10	130 A Saint Joseph's			2 4	
						100 A Jacksonville	0 8	141 H Massachusetts			5 2	
								141 H Massachusetts			4 5	
								141 H Massachusetts			1 6	
								160 N Central Mich.			0 10	
								162 N Albany (NY)			9 8	
								166 A Saint Louis			3 1	
								166 A Saint Louis			2 7	
								166 A Saint Louis			5 6	
								172 N Presbyterian			6 9	
								179 H Youngstown St.			4 12	
								179 H Youngstown St.			5 9	
								180 A Mercer			3 7	
								180 A Mercer			3 5	
								182 N Western Mich.			4 6	
								193 A Robert Morris			2 4	
								193 A Robert Morris			6 4	
								199 N Penn			5 1	
								231 H George Washington			3 1	
								231 H George Washington			7 8	
								231 H George Washington			5 13	
LAST 10 GAMES						280 H Rhode Island	8 3	193 A Robert Morris			6 4	
						130 A Saint Joseph's	7 4	250 A Detroit			5 8	
						130 A Saint Joseph's	2 4	250 A Detroit			2 5	
						130 A Saint Joseph's	1 8	110 H Dayton			1 6	
						280 H Rhode Island	8 2	110 H Dayton			0 1	
						280 H Rhode Island	5 4					

Non-Div. I Games:

St. Bonaventure

RPI	S	Opponent	Score	
232	N	Seton Hall	5	3
241	A	La Salle	5	4
241	A	La Salle	5	18
247	H	Canisius	2	0
250	A	Detroit	5	8
250	A	Detroit	2	5
267	N	Northern Ky.	1	2
278	A	Niagara	10	3
278	A	Niagara	5	2
280	H	Rhode Island	8	2
280	H	Rhode Island	8	3
280	H	Rhode Island	5	4

St. Bonaventure

S
t
.
B
o
n
a
v
e
n
t
u
r
e

S
t
.
B
o
n
a
v
e
n
t
u
r
e

Average RPI Win:	234	WON-LOST	WINNING	LAST 10	STRENGTH OF	OPP. STRENGTH	TEAM	ADJ	CONF.	ADJ CONF.					
Average RPI Loss:	177	RECORD	PCT. RANK	GAMES	SCHEDULE	OF SCHEDULE	RPI	RPI	RPI	RPI					
DIV. I ONLY		23-32-0	.41818	193	6-4-0	251	259	236	.4182	247	29	30			
DIV. I NON-CONF.		9-23-0	.28125	241	0-0-0	259	244	270	.38615	272	30	30			
<hr/>															
TOTALS	RPI 1-25	RPI 26-50		W-L RECORDS		RPI 51-100		RPI 101-150		RPI 150+					
23-32-0	0-0-0	0-1-0		OVERALL		0-6-0		2-4-0		21-21-0					
8-3-0	0-0-0	0-0-0		HOME		0-0-0		0-0-0		8-3-0					
9-13-0	0-0-0	0-1-0		AWAY		0-2-0		2-2-0		7-8-0					
6-16-0	0-0-0	0-0-0		NEUTRAL		0-4-0		0-2-0		6-10-0					
<hr/>															
9-23-0	0-0-0	0-1-0		NON-CONFERENCE		0-6-0		1-3-0		8-13-0					
1-0-0	0-0-0	0-0-0		HOME		0-0-0		0-0-0		1-0-0					
3-9-0	0-0-0	0-0-		AWAY		0-2-0		1-1-0		2-5-0					
5-14-0	0-0-0	0-0-0		NEUTRAL		0-4-0		0-2-0		5-8-0					
<hr/>															
14-9-0	0-0-0	0-0-0		CONFERENCE		0-0-0		1-1-0		13-8-0					
7-3-0	0-0-0	0-0-0		HOME		0-0-0		0-0-0		7-3-0					
6-4-0	0-0-0	0-0-0		AWAY		0-0-0		1-1-0		5-3-0					
1-2-0	0-0-0	0-0-0		NEUTRAL		0-0-0		0-0-0		1-2-0					
<hr/>															
RPI	S	Opponent	Score	RPI	S	Opponent	Score	RPI	S	Opponent	Score	RPI	S	Opponent	Score
				29	A	Cal St. Fullerton	0 8	62	N	San Diego St.	2 14	119	A	UC Riverside	4 1
								70	N	Towson	5 6	119	A	UC Riverside	1 6
								74	N	Weber St.	2 6	120	A	Marist	6 3
								74	N	Weber St.	5 10	120	A	Marist	1 5
								88	A	Syracuse	1 22	145	N	Saint Francis (PA)	1 9
								88	A	Syracuse	0 4	149	N	UTSA	2 3
												154	N	Akron	1 5
												154	N	Akron	0 3
												168	H	Monmouth	5 1
												168	H	Monmouth	5 4
												168	N	Monmouth	3 6
												204	A	Manhattan	3 1
												204	A	Manhattan	4 11
												208	H	Siena	8 13
												208	H	Siena	4 7
												209	A	George Mason	1 9
												214	A	Winthrop	7 8
												220	N	Western Ill.	0 8
												220	N	Western Ill.	1 2
												221	H	Fairfield	5 4
												221	H	Fairfield	5 6
												221	N	Fairfield	1 0
				LAST 10 GAMES								225	A	Buffalo	4 1
				168	N	Monmouth	3 6	229	A	Quinnipiac	1 2	225	H	Buffalo	7 6
				221	N	Fairfield	1 0	229	A	Quinnipiac	3 1	229	A	Quinnipiac	1 2
				229	N	Quinnipiac	0 2	286	H	Rider	11 6	229	A	Quinnipiac	3 1
				120	A	Marist	1 5	286	H	Rider	10 3	229	A	Quinnipiac	3 1
				120	A	Marist	6 3	168	H	Monmouth	5 1	229	N	Quinnipiac	0 2

Non-Div. I Games:

Canisius

RPI	S	Opponent	Score	
230	N	Brown	1	5
231	A	George Washington	3	4
237	N	IUPUI	5	2
237	N	IUPUI	5	3
240	N	Gardner-Webb	1	2
242	N	Appalachian St.	2	8
246	A	St. Bonaventure	0	2
249	N	Georgetown	4	1
256	N	Wagner	3	0
260	A	Columbia	1	3
260	A	Columbia	5	0
261	H	Iona	14	6
261	H	Iona	12	4
278	A	Niagara	0	1
278	A	Niagara	7	1
283	N	Fairleigh Dickinson	6	0
283	N	Fairleigh Dickinson	3	4
286	H	Rider	10	3
286	H	Rider	11	6
290	A	Saint Peter's	5	2
290	A	Saint Peter's	8	3

Canisius

Average RPI Win:	244	WON-LOST RECORD	WINNING PCT. RANK	LAST 10 GAMES		STRENGTH OF SCHEDULE	OPP. STRENGTH OF SCHEDULE	TEAM RPI	ADJ RPI	CONF. RPI	ADJ CONF. RPI	
Average RPI Loss:	168											
DIV. I ONLY		18-26-1	.41111	200	3-7-0	283	228	254	.41626	248	30	29
DIV. I NON-CONF.		11-17-1	.39655	198	0-0-0	274	190	246	.42326	242	29	29
<hr/>												
TOTALS	RPI 1-25		RPI 26-50		W-L RECORDS		RPI 51-100		RPI 101-150		RPI 150+	
18-26-1	0-0-0		0-0-0		OVERALL		0-4-0		2-9-0		16-13-1	
7-8-1	0-0-0		0-0-0		HOME		0-0-0		0-4-0		7-4-1	
8-10-0	0-0-0		0-0-0		AWAY		0-1-0		2-4-0		6-5-0	
3-8-0	0-0-0		0-0-0		NEUTRAL		0-3-0		0-1-0		3-4-0	
11-17-1	0-0-0		0-0-0		NON-CONFERENCE		0-4-0		1-6-0		10-7-1	
3-4-1	0-0-0		0-0-0		HOME		0-0-0		0-2-0		3-2-1	
5-5-0	0-0-0		0-0-		AWAY		0-1-0		1-3-0		4-1-0	
3-8-0	0-0-0		0-0-0		NEUTRAL		0-3-0		0-1-0		3-4-0	
7-9-0	0-0-0		0-0-0		CONFERENCE		0-0-0		1-3-0		6-6-0	
4-4-0	0-0-0		0-0-0		HOME		0-0-0		0-2-0		4-2-0	
3-5-0	0-0-0		0-0-0		AWAY		0-0-0		1-1-0		2-4-0	
0-0-0	0-0-0		0-0-0		NEUTRAL		0-0-0		0-0-0		0-0-0	
RPI	S	Opponent	Score	RPI	S	Opponent	Score	RPI	S	Opponent	Score	
						58 A Col. of Charleston	0 7			104 A FIU	1 10	
						73 N Delaware	0 3			104 A FIU	6 5	
						73 N Delaware	0 8			104 A FIU	0 8	
						73 N Delaware	2 5			107 N Miami (OH)	2 3	
										127 A Elon	0 1	
										132 H LIU Brooklyn	1 10	
										132 H LIU Brooklyn	0 10	
										138 H Binghamton	8 15	
										138 H Binghamton	7 10	
										145 A Saint Francis (PA)	0 8	
										145 A Saint Francis (PA)	5 4	
										169 A UConn	0 6	
										169 N UConn	0 5	
										174 H Stony Brook	4 5	
										174 H Stony Brook	3 3	
										193 A Robert Morris	6 4	
										193 A Robert Morris	3 8	
										208 N Siena	2 3	
										218 H Yale	6 4	
										218 H Yale	7 4	
										219 N Eastern Mich.	1 9	
										230 N Brown	1 2	
					LAST 10 GAMES					256 H Wagner	2 4	
					145 A Saint Francis (PA)	5 4	282 H Sacred Heart	5 8		256 H Wagner	4 1	
					145 A Saint Francis (PA)	0 8	259 A Bryant	3 5		258 H Mt. St. Mary's	6 1	
					193 A Robert Morris	3 8	259 A Bryant	2 3		258 H Mt. St. Mary's	7 2	
					193 A Robert Morris	6 4	132 H LIU Brooklyn	1 10		259 A Bryant	3 5	
					282 H Sacred Heart	5 0	132 H LIU Brooklyn	0 10				

Non-Div. I Games:

Central Conn. St.

RPI	S	Opponent	Score	
259	A	Bryant	2	3
264	H	UMass Lowell	2	3
264	H	UMass Lowell	8	3
270	N	Oakland	3	1
270	N	Oakland	7	2
273	A	Holy Cross	1	0
273	A	Holy Cross	10	0
276	A	Hartford	9	0
276	A	Hartford	8	0
278	N	Niagara	6	1
282	H	Sacred Heart	5	0
282	H	Sacred Heart	5	8
283	A	Fairleigh Dickinson	3	5
283	A	Fairleigh Dickinson	10	7

Central Conn. St.
.
S
t
.

C
e
n
t
r
a
l
C
o
n
n
.
S
t
.

[illegible]

Non-Div. I Games:

Georgetown

RPI	S	Opponent	Score	
260	H	Columbia	16	1
279	N	IPFW	13	6

Georgetown

G
e
o
r
g
e
t
o
w
n

G
e
o
r
g
e
t
o
w
n

Average RPI Win: 220		WON-LOST RECORD		WINNING PCT. RANK		LAST 10 GAMES		STRENGTH OF SCHEDULE		OPP. STRENGTH OF SCHEDULE		TEAM RPI		ADJ RPI		CONF. RPI		ADJ CONF. RPI	
DIV. I ONLY		17-39-0		.30357 250		3-7-0		219		236		252		.41532 250		27		28	
DIV. I NON-CONF.		10-22-0		.3125 229		2-0-0		178		214		229		.43275 230		27		27	
TOTALS		RPI 1-25		RPI 26-50		W-L RECORDS		RPI 51-100		RPI 101-150		RPI 150+							
17-39-0		0-3-0		0-1-0		OVERALL		1-5-0		1-6-0		15-24-0							
3-11-0		0-0-0		0-0-0		HOME		0-0-0		1-2-0		2-9-0							
9-13-0		0-3-0		0-0-0		AWAY		1-2-0		0-1-0		8-6-0							
5-15-0		0-0-0		0-1-0		NEUTRAL		0-3-0		0-3-0		5-8-0							
10-22-0		0-3-0		0-1-0		NON-CONFERENCE		1-5-0		0-4-0		9-9-0							
2-0-0		0-0-0		0-0-0		HOME		0-0-0		0-0-0		2-0-0							
3-7-0		0-3-0		0-0-		AWAY		1-2-0		0-1-0		2-1-0							
5-15-0		0-0-0		0-1-0		NEUTRAL		0-3-0		0-3-0		5-8-0							
7-17-0		0-0-0		0-0-0		CONFERENCE		0-0-0		1-2-0		6-15-0							
1-11-0		0-0-0		0-0-0		HOME		0-0-0		1-2-0		0-9-0							
6-6-0		0-0-0		0-0-0		AWAY		0-0-0		0-0-0		6-6-0							
0-0-0		0-0-0		0-0-0		NEUTRAL		0-0-0		0-0-0		0-0-0							
RPI	S	Opponent		Score		RPI	S	Opponent		Score		RPI	S	Opponent		Score			
21	A	South Fla.		0	8	41	N	Texas St.		3	5	58	A	Col. of Charleston		5	2		
23	A	Fla. Atlantic		0	8							66	N	New Mexico St.		0	10		
23	A	Fla. Atlantic		6	10							82	N	Wisconsin		0	8		
												82	N	Wisconsin		1	10		
												85	A	UT Arlington		5	11		
												85	A	UT Arlington		1	11		
												110	N	Dayton		0	8		
												131	N	Butler		1	3		
												134	H	Wright St.		1	6		
												134	H	Wright St.		4	9		
												134	H	Wright St.		5	4		
												143	A	Chattanooga		0	14		
												148	N	East Carolina		0	11		
												156	N	Radford		2	0		
												165	A	Ill.-Chicago		1	2		
												165	A	Ill.-Chicago		1	8		
												165	A	Ill.-Chicago		1	5		
												176	N	UT Martin		2	3		
												179	H	Youngstown St.		5	8		
												179	H	Youngstown St.		0	8		
												179	H	Youngstown St.		2	6		
												182	A	Western Mich.		6	3		
												192	N	Providence		1	7		
												194	N	Missouri St.		5	3		
												199	N	Penn		2	4		
												205	H	Cleveland St.		3	9		
												205	H	Cleveland St.		1	7		
												205	H	Cleveland St.		6	8		
												206	N	Campbell		9	11		
												212	H	Green Bay		3	5		
												212	H	Green Bay		2	4		
												212	H	Green Bay		4	6		
												219	A	Eastern Mich.		5	4		
LAST 10 GAMES			LAST 10 GAMES			LAST 10 GAMES			LAST 10 GAMES			LAST 10 GAMES			LAST 10 GAMES				
179	H	Youngstown St.		0	8	205	H	Cleveland St.		6	8	206	N	Campbell		9	11		
179	H	Youngstown St.		5	8	246	H	St. Bonaventure		8	5	212	H	Green Bay		3	5		
179	H	Youngstown St.		2	6	246	H	St. Bonaventure		5	2	212	H	Green Bay		2	4		
205	H	Cleveland St.		3	9	222	A	Valparaiso		1	9	212	H	Green Bay		4	6		
205	H	Cleveland St.		1	7	222	A	Valparaiso		9	6	219	A	Eastern Mich.		5	4		

Non-Div. I Games:

Detroit

RPI	S	Opponent	Score	
219	A	Eastern Mich.	3	4
222	A	Valparaiso	1	9
222	A	Valparaiso	9	6
222	A	Valparaiso	9	2
232	N	Seton Hall	4	0
236	N	Texas Southern	1	3
246	H	St. Bonaventure	8	5
246	H	St. Bonaventure	5	2
261	N	Iona	4	10
264	N	UMass Lowell	9	8
266	N	Northern Colo.	4	5
267	A	Northern Ky.	4	0
267	A	Northern Ky.	0	4
267	A	Northern Ky.	2	0
270	A	Oakland	6	2
270	A	Oakland	2	7
270	A	Oakland	3	2
279	N	IPFW	1	3
289	N	South Carolina St.	8	0

Detroit

D
e
t
r
o
i
t

D
e
t
r
o
i
t

A l c o r n

A
l
c
o
r
n

RPI	S	Opponent	Score	
292	H	Southern U.	12	0
292	H	Southern U.	5	1
292	H	Southern U.	6	5

Alcorn

A
l
c
o
r
n

A
l
c
o
r
n

Average RPI Win: 218		WON-LOST	WINNING	LAST 10	STRENGTH OF		OPP. STRENGTH	TEAM	ADJ	CONF.	ADJ CONF.
Average RPI Loss: 139		RECORD	PCT. RANK	GAMES	SCHEDULE		OF SCHEDULE	RPI	RPI	RPI	RPI
DIV. I ONLY		14-35-0	.28571	256	2-8-0		237	161	255	.41328	252
DIV. I NON-CONF.		7-19-0	.26923	250	1-1-0		208	83	243	.42659	236
TOTALS		RPI 1-25	RPI 26-50		W-L RECORDS		RPI 51-100		RPI 101-150		RPI 150+
14-35-0	0-3-0	0-2-0		OVERALL		1-7-0		1-5-0		12-18-0	
6-7-0	0-0-0	0-0-0		HOME		1-2-0		0-0-0		5-5-0	
5-15-0	0-3-0	0-1-0		AWAY		0-0-0		1-2-0		4-9-0	
3-13-0	0-0-0	0-1-0		NEUTRAL		0-5-0		0-3-0		3-4-0	
7-19-0	0-3-0	0-2-0		NON-CONFERENCE		0-5-0		1-5-0		6-4-0	
2-2-0	0-0-0	0-0-0		HOME		0-0-0		0-0-0		2-2-0	
2-6-0	0-3-0	0-0-		AWAY		0-0-0		1-2-0		1-0-0	
3-11-0	0-0-0	0-1-0		NEUTRAL		0-5-0		0-3-0		3-2-0	
7-16-0	0-0-0	0-0-0		CONFERENCE		1-2-0		0-0-0		6-14-0	
4-5-0	0-0-0	0-0-0		HOME		1-2-0		0-0-0		3-3-0	
3-9-0	0-0-0	0-0-0		AWAY		0-0-0		0-0-0		3-9-0	
0-2-0	0-0-0	0-0-0		NEUTRAL		0-0-0		0-0-0		0-2-0	
RPI S	Opponent	Score	RPI S	Opponent	Score	RPI S	Opponent	Score	RPI S	Opponent	Score
9 A	Oregon	3 11	27 N	Utah	0 8	55 N	CSUN	12 16	101 N	Nevada	2 4
9 A	Oregon	1 7	40 A	Arizona St.	1 7	64 N	San Jose St.	0 8	117 N	Colorado St.	0 9
24 A	Oregon St.	1 9				70 N	Towson	1 5	125 A	Hawaii	1 0
						74 H	Weber St.	2 10	125 A	Hawaii	1 10
						74 H	Weber St.	3 5	139 N	Stanford	0 11
						74 H	Weber St.	4 0	147 A	UNLV	0 7
						82 N	Wisconsin	5 13	164 H	Idaho St.	0 6
						87 N	Pittsburgh	0 1	164 H	Idaho St.	1 11
									164 H	Idaho St.	6 1
									164 N	Idaho St.	0 12
									165 N	Ill.-Chicago	4 5
									175 A	Sacramento St.	5 6
									175 A	Sacramento St.	5 8
									175 A	Sacramento St.	2 10
									184 A	Montana	0 8
									184 A	Montana	3 5
									184 A	Montana	2 8
									184 N	Montana	8 14
									198 A	San Diego	3 1
									198 N	San Diego	10 13
									227 A	Southern Utah	10 2
									227 A	Southern Utah	2 8
									227 A	Southern Utah	7 4
									233 H	Seattle	2 1
									233 H	Seattle	8 11
									253 H	Utah Valley	6 21
									253 H	Utah Valley	6 4
LAST 10 GAMES			184 N	Montana	8 14	253 H	Utah Valley	6 21	253 H	Utah Valley	6 4
			164 N	Idaho St.	0 12	164 H	Idaho St.	0 6	164 H	Idaho St.	6 1
			175 A	Sacramento St.	5 6	164 H	Idaho St.	6 1	164 H	Idaho St.	1 11
			175 A	Sacramento St.	2 10	164 H	Idaho St.	1 11	164 H	Idaho St.	6 4
			175 A	Sacramento St.	5 8						

Non-Div. I Games:

Portland St.

Portland St.

Portland, Me.

Portland St.

Average RPI Win: 219		WON-LOST RECORD		WINNING PCT. RANK		LAST 10 GAMES		STRENGTH OF SCHEDULE		OPP. STRENGTH OF SCHEDULE		TEAM RPI		ADJ RPI		CONF. RPI		ADJ CONF. RPI	
DIV. I ONLY		9-43-0		.17308 287		3-7-0		108		166		253		.41246 253		20		20	
DIV. I NON-CONF.		5-29-0		.14706 277		1-3-0		88		154		248		.41831 248		18		18	
TOTALS		RPI 1-25		RPI 26-50		W-L RECORDS		RPI 51-100		RPI 101-150		RPI 150+							
9-43-0		0-4-0		0-3-0		OVERALL		0-14-0		1-8-0		8-14-0							
0-9-0		0-0-0		0-0-0		HOME		0-7-0		0-0-0		0-2-0							
5-19-0		0-2-0		0-2-0		AWAY		0-3-0		0-4-0		5-8-0							
4-15-0		0-2-0		0-1-0		NEUTRAL		0-4-0		1-4-0		3-4-0							
5-29-0		0-4-0		0-3-0		NON-CONFERENCE		0-7-0		1-8-0		4-7-0							
0-3-0		0-0-0		0-0-0		HOME		0-1-0		0-0-0		0-2-0							
1-12-0		0-2-0		0-0-		AWAY		0-3-0		0-4-0		1-1-0							
4-14-0		0-2-0		0-1-0		NEUTRAL		0-3-0		1-4-0		3-4-0							
4-14-0		0-0-0		0-0-0		CONFERENCE		0-7-0		0-0-0		4-7-0							
0-6-0		0-0-0		0-0-0		HOME		0-6-0		0-0-0		0-0-0							
4-7-0		0-0-0		0-0-0		AWAY		0-0-0		0-0-0		4-7-0							
0-1-0		0-0-0		0-0-0		NEUTRAL		0-1-0		0-0-0		0-0-0							
RPI	S	Opponent		Score		RPI	S	Opponent		Score		RPI	S	Opponent		Score			
9	A	Oregon		0	19	26	N	Notre Dame		4	11	51	A	BYU		0	8		
9	A	Oregon		0	7	29	A	Cal St. Fullerton		2	9	51	H	BYU		0	1		
15	N	UCLA		0	19	37	A	Long Beach St.		0	9	53	H	Grand Canyon		6	10		
20	N	Minnesota		0	9							53	H	Grand Canyon		0	4		
												53	H	Grand Canyon		6	10		
												66	H	New Mexico St.		1	11		
												66	H	New Mexico St.		2	4		
												66	H	New Mexico St.		0	9		
												66	N	New Mexico St.		2	5		
												71	N	Texas Tech		1	5		
												74	A	Weber St.		6	8		
												74	A	Weber St.		3	5		
												87	N	Pittsburgh		3	4		
												91	N	Lamar		6	14		
	</																		

Non-Div. I Games:

Utah Valley

RPI	S	Opponent	Score	
252	A	Portland St.	4	6
252	N	Portland St.	7	8
252	N	Portland St.	5	6
252	N	Portland St.	3	4

Utah Valley

U
t
a
h
V
a
l
l
e
y

U
t
a
h
V
a
l
l
e
y

Average RPI Win:	227	WON-LOST	WINNING	LAST 10	STRENGTH OF	OPP. STRENGTH	TEAM	ADJ	CONF.	ADJ CONF.	
Average RPI Loss:	174	RECORD	PCT. RANK	GAMES	SCHEDULE	OF SCHEDULE	RPI	RPI	RPI	RPI	
DIV. I ONLY	21-34-0	.38182	217	6-4-0	261	249	250	.41099	254	28	27
DIV. I NON-CONF.	13-23-0	.36111	213	1-1-0	248	265	247	.41485	250	25	25
<hr/>											
TOTALS	RPI 1-25	RPI 26-50		W-L RECORDS		RPI 51-100		RPI 101-150		RPI 150+	
21-34-0	0-0-0	0-1-0		OVERALL		1-7-0		1-2-0		19-24-0	
4-9-0	0-0-0	0-0-0		HOME		0-3-0		0-0-0		4-6-0	
9-12-0	0-0-0	0-1-0		AWAY		1-4-0		1-1-0		7-6-0	
8-13-0	0-0-0	0-0-0		NEUTRAL		0-0-0		0-1-0		8-12-0	
13-23-0	0-0-0	0-1-0		NON-CONFERENCE		1-4-0		1-2-0		11-16-0	
1-3-0	0-0-0	0-0-0		HOME		0-0-0		0-0-0		1-3-0	
4-8-0	0-0-0	0-0-		AWAY		1-4-0		1-1-0		2-2-0	
8-12-0	0-0-0	0-0-0		NEUTRAL		0-0-0		0-1-0		8-11-0	
8-11-0	0-0-0	0-0-0		CONFERENCE		0-3-0		0-0-0		8-8-0	
3-6-0	0-0-0	0-0-0		HOME		0-3-0		0-0-0		3-3-0	
5-4-0	0-0-0	0-0-0		AWAY		0-0-0		0-0-0		5-4-0	
0-1-0	0-0-0	0-0-0		NEUTRAL		0-0-0		0-0-0		0-1-0	
RPI	S	Opponent	Score	RPI	S	Opponent	Score	RPI	S	Opponent	Score
				34	A	Nebraska	2 3	52	H	North Dakota St.	2 8
								52	H	North Dakota St.	1 10
								52	H	North Dakota St.	2 7
								83	A	UNI	2 11
								83	A	UNI	4 6
								84	A	Central Ark.	9 0
								85	A	UT Arlington	1 2
								85	A	UT Arlington	0 8

Non-Div. I Games: Dakota Wesleyan 4 3 Dakota Wesleyan 5 1

South Dakota St.

RPI	S	Opponent	Score	
237	H	IUPUI	3	2
243	H	South Dakota	4	5
243	H	South Dakota	12	11
243	H	South Dakota	6	4
243	N	South Dakota	4	6
262	A	North Dakota	5	3
262	A	North Dakota	3	6
262	H	North Dakota	8	13
262	H	North Dakota	10	3
272	N	Hampton	13	7
272	N	Hampton	1	2
273	N	Holy Cross	8	5
273	N	Holy Cross	3	1
273	N	Holy Cross	14	3
278	N	Niagara	2	5
279	A	IPFW	3	0
279	A	IPFW	16	2
279	A	IPFW	12	1
295	N	Ark.-Pine Bluff	6	9

South Dakota St.

S
o
u
t
h
D
a
k
o
t
a
S
t
.

S
o
u
t
h
D
a
k
o
t
a
S
t
.

UMBC

Average RPI Win: 249		WON-LOST RECORD	WINNING PCT. RANK	LAST 10 GAMES	STRENGTH OF SCHEDULE	OPP. STRENGTH OF SCHEDULE	TEAM RPI	ADJ RPI	CONF. RPI	ADJ CONF. RPI		
Average RPI Loss: 183												
DIV. I ONLY		25-31-0	.44643	176	5-5-0	268	281	243	.40683	255	24	26
DIV. I NON-CONF.		19-18-0	.51351	145	2-0-0	275	295	233	.41409	251	28	28
<hr/>												
TOTALS		RPI 1-25		RPI 26-50		W-L RECORDS		RPI 51-100		RPI 101-150		RPI 150+
25-31-0		0-0-0		0-0-0		OVERALL		2-4-0		1-8-0		22-19-0
16-12-0		0-0-0		0-0-0		HOME		0-0-0		0-1-0		16-11-0
7-13-0		0-0-0		0-0-0		AWAY		1-4-0		1-5-0		5-4-0
2-6-0		0-0-0		0-0-0		NEUTRAL		1-0-0		0-2-0		1-4-0
19-18-0		0-0-0		0-0-0		NON-CONFERENCE		2-4-0		0-3-0		17-11-0
14-7-0		0-0-0		0-0-0		HOME		0-0-0		0-1-0		14-6-0
4-7-0		0-0-0		0-0-		AWAY		1-4-0		0-0-0		3-3-0
1-4-0		0-0-0		0-0-0		NEUTRAL		1-0-0		0-2-0		0-2-0
6-13-0		0-0-0		0-0-0		CONFERENCE		0-0-0		1-5-0		5-8-0
2-5-0		0-0-0		0-0-0		HOME		0-0-0		0-0-0		2-5-0
3-6-0		0-0-0		0-0-0		AWAY		0-0-0		1-5-0		2-1-0
1-2-0		0-0-0		0-0-0		NEUTRAL		0-0-0		0-0-0		1-2-0
RPI	S	Opponent	Score	RPI	S	Opponent	Score	RPI	S	Opponent	Score	
						53 A Grand Canyon	0 18	111 N Loyola Marymount			2 7	
						53 A Grand Canyon	0 9	111 N Loyola Marymount			6 10	
						70 A Towson	3 13	120 H Marist			1 4	
						78 A Lehigh	2 0	135 A Maine			0 6	
						78 A Lehigh	1 4	135 A Maine			2 1	
						92 N Nicholls St.	6 5	135 A Maine			0 11	
								138 A Binghamton			2 10	
								138 A Binghamton			2 3	
								138 A Binghamton			0 6	
								162 H Albany (NY)			2 6	
								162 H Albany (NY)			1 5	
								174 H Stony Brook			0 7	
								174 H Stony Brook			6 3	
								174 H Stony Brook			0 8	
								174 N Stony Brook			2 5	
								174 N Stony Brook			1 3	
								207 N Middle Tenn.			4 8	
								207 N Middle Tenn.			4 5	
								208 H Siena			6 1	
								230 H Brown			5 3	
								230 H Brown			1 5	
								238 A Alabama St.			0 3	
								238 A Alabama St.			15 4	
						174 N Stony Brook	2 5	264 H UMass Lowell			2 1	
						276 N Hartford	4 0	264 H UMass Lowell			2 4	
						174 N Stony Brook	1 3	264 H UMass Lowell			2 4	
						135 A Maine	2 1	281 H Norfolk St.			3 2	
						135 A Maine	0 6	281 H Norfolk St.			1 6	
LAST 10 GAMES												
						135 A Maine	0 11					
						264 H UMass Lowell	2 1					
						264 H UMass Lowell	2 4					
						281 H Norfolk St.	10 2					
						281 H Norfolk St.	5 1					

Non-Div. I Games:

UMBC

RPI	S	Opponent	Score	
271	H	Morgan St.	4	1
272	A	Hampton	12	3
272	A	Hampton	1	7
275	H	Lafayette	11	0
275	H	Lafayette	0	3
276	A	Hartford	0	4
276	A	Hartford	5	0
276	A	Hartford	3	2
276	N	Hartford	4	0
281	H	Norfolk St.	5	1
281	H	Norfolk St.	10	2
283	H	Fairleigh Dickinson	9	0
283	H	Fairleigh Dickinson	6	7
287	H	Howard	8	5
287	H	Howard	4	6
288	A	UMES	2	7
288	A	UMES	10	9
288	H	UMES	4	0
288	H	UMES	2	6
293	H	Coppin St.	10	2
293	H	Coppin St.	8	5
293	H	Coppin St.	6	1
293	H	Coppin St.	11	2

UMBC

U
M
B
C

U
M
B
C

Average RPI Win: 237		WON-LOST RECORD	WINNING PCT. RANK	LAST 10 GAMES	STRENGTH OF SCHEDULE	OPP. STRENGTH OF SCHEDULE	TEAM RPI	ADJ RPI	CONF. RPI	ADJ CONF. RPI	
Average RPI Loss: 204											
DIV. I ONLY		20-29-0	.40816 204	4-6-0	280	267	256	.40431 256	30	29	
DIV. I NON-CONF.		16-17-0	.48485 159	1-1-0	270	278	222	.43283 229	29	29	
<hr/>											
TOTALS		RPI 1-25	RPI 26-50		W-L RECORDS		RPI 51-100		RPI 101-150		RPI 150+
20-29-0		0-0-0	0-0-0		OVERALL		0-1-0		3-6-0		17-22-0
4-8-0		0-0-0	0-0-0		HOME		0-0-0		0-4-0		4-4-0
10-13-0		0-0-0	0-0-0		AWAY		0-0-0		1-2-0		9-11-0
6-8-0		0-0-0	0-0-0		NEUTRAL		0-1-0		2-0-0		4-7-0
16-17-0		0-0-0	0-0-0		NON-CONFERENCE		0-1-0		3-2-0		13-14-0
2-2-0		0-0-0	0-0-0		HOME		0-0-0		0-0-0		2-2-0
8-7-0		0-0-0	0-0-		AWAY		0-0-0		1-2-0		7-5-0
6-8-0		0-0-0	0-0-0		NEUTRAL		0-1-0		2-0-0		4-7-0
4-12-0		0-0-0	0-0-0		CONFERENCE		0-0-0		0-4-0		4-8-0
2-6-0		0-0-0	0-0-0		HOME		0-0-0		0-4-0		2-2-0
2-6-0		0-0-0	0-0-0		AWAY		0-0-0		0-0-0		2-6-0
0-0-0		0-0-0	0-0-0		NEUTRAL		0-0-0		0-0-0		0-0-0
RPI S	Opponent	Score	RPI S	Opponent	Score	RPI S	Opponent	Score	RPI S	Opponent	Score
						70 N	Towson	2 3	106 A	St. John's (NY)	3 11
									129 A	Stetson	6 0
									129 A	Stetson	5 13
									132 H	LIU Brooklyn	0 6
									132 H	LIU Brooklyn	0 5
									138 N	Binghamton	9 0
									138 N	Binghamton	3 1
									145 H	Saint Francis (PA)	2 10
									145 H	Saint Francis (PA)	1 7
									168 H	Monmouth	4 7
									168 H	Monmouth	2 11
									176 N	UT Martin	1 4
									193 H	Robert Morris	5 6
									193 H	Robert Morris	5 6
									204 A	Manhattan	9 10
									204 A	Manhattan	3 1
									209 N	George Mason	2 6
									218 A	Yale	0 1
									218 A	Yale	5 1
									221 A	Fairfield	4 3
									221 A	Fairfield	1 3
									221 N	Fairfield	2 5
									224 N	Bethune-Cookman	3 1
									224 N	Bethune-Cookman	8 7
									230 N	Brown	2 3
									239 A	Drexel	4 7
									239 A	Drexel	3 1
LAST 10 GAMES											
			132 H	LIU Brooklyn	0 6	239 A	Drexel	3 1			
			132 H	LIU Brooklyn	0 5	283 A	Fairleigh Dickinson	0 1			
			258 A	Mt. St. Mary's	1 6	283 A	Fairleigh Dickinson	9 0			
			258 A	Mt. St. Mary's	3 4	282 H	Sacred Heart	2 1			
			239 A	Drexel	4 7	282 H	Sacred Heart	4 2			

Non-Div. I Games:

Wagner

RPI	S	Opponent	Score	
242	N	Appalachian St.	5	3
247	N	Canisius	0	3
248	A	Central Conn. St.	1	4
248	A	Central Conn. St.	4	2
258	A	Mt. St. Mary's	3	4
258	A	Mt. St. Mary's	1	6
259	A	Bryant	5	6
259	A	Bryant	0	3
261	H	Iona	7	0
261	H	Iona	4	3
267	N	Northern Ky.	9	15
267	N	Northern Ky.	3	4
275	A	Lafayette	1	5
275	A	Lafayette	4	2
282	H	Sacred Heart	4	2
282	H	Sacred Heart	2	1
283	A	Fairleigh Dickinson	9	0
283	A	Fairleigh Dickinson	0	1
286	N	Rider	14	5
290	A	Saint Peter's	11	0
290	A	Saint Peter's	6	2

Wagner

W
a
g
n
e
r

W
a
g
n
e
r

Average RPI Win:	214	WON-LOST RECORD	WINNING PCT. RANK	LAST 10 GAMES	STRENGTH OF SCHEDULE	OPP. STRENGTH OF SCHEDULE	TEAM RPI	ADJ RPI	CONF. RPI	ADJ CONF. RPI		
DIV. I ONLY		9-32-0	.21951	277	1-9-0	177	270	263	.40404	257	25	24
DIV. I NON-CONF.		6-15-0	.28571	235	1-1-0	116	288	224	.43758	225	26	26
<hr/>												
TOTALS	RPI 1-25	RPI 26-50		W-L RECORDS		RPI 51-100		RPI 101-150		RPI 150+		
9-32-0	0-0-0	0-0-0		OVERALL		0-0-0		1-12-0		8-20-0		
5-7-0	0-0-0	0-0-0		HOME		0-0-0		1-3-0		4-4-0		
3-18-0	0-0-0	0-0-0		AWAY		0-0-0		0-7-0		3-11-0		
1-7-0	0-0-0	0-0-0		NEUTRAL		0-0-0		0-2-0		1-5-0		
<hr/>												
6-15-0	0-0-0	0-0-0		NON-CONFERENCE		0-0-0		0-9-0		6-6-0		
2-0-0	0-0-0	0-0-0		HOME		0-0-0		0-0-0		2-0-0		
3-8-0	0-0-0	0-0-		AWAY		0-0-0		0-7-0		3-1-0		
1-7-0	0-0-0	0-0-0		NEUTRAL		0-0-0		0-2-0		1-5-0		
<hr/>												
3-17-0	0-0-0	0-0-0		CONFERENCE		0-0-0		1-3-0		2-14-0		
3-7-0	0-0-0	0-0-0		HOME		0-0-0		1-3-0		2-4-0		
0-10-0	0-0-0	0-0-0		AWAY		0-0-0		0-0-0		0-10-0		
0-0-0	0-0-0	0-0-0		NEUTRAL		0-0-0		0-0-0		0-0-0		
<hr/>												
RPI	S	Opponent	Score	RPI	S	Opponent	Score	RPI	S	Opponent	Score	
								120	A	Marist	1	5
								120	A	Marist	2	10
								122	H	Harvard	8	6
								122	H	Harvard	1	9
								138	A	Binghamton	5	6
								138	A	Binghamton	0	10
								142	H	Dartmouth	4	12
								142	H	Dartmouth	3	16
								145	A	Saint Francis (PA)	7	9
								145	A	Saint Francis (PA)	4	12
								145	A	Saint Francis (PA)	4	12
								145	N	Saint Francis (PA)	4	5
								145	N	Saint Francis (PA)	0	13
								160	N	Central Mich.	6	8
								162	H	Albany (NY)	6	3
								162	H	Albany (NY)	14	2
								182	N	Western Mich.	0	8
								190	A	Princeton	2	12
								190	A	Princeton	3	4
								190	H	Princeton	2	4
190	H	Princeton	1	10								
								192	N	Providence	4	10
								199	A	Penn	1	3
								199	A	Penn	6	14
								199	A	Penn	3	5
								199	A	Penn	0	6
								199	A	Penn	6	14
								199	A	Penn	0	6
								209	A	George Mason	2	7
								138	A	Binghamton	0	10
								245	A	Colgate	6	3

Non-Div. I Games:

Cornell

RPI	S	Opponent	Score	
218	A	Yale	1	3
218	A	Yale	2	9
230	A	Brown	0	8
230	A	Brown	4	8
231	A	George Washington	7	6
231	A	George Washington	9	7
232	N	Seton Hall	7	8
245	A	Colgate	6	3
249	N	Georgetown	6	5
260	H	Columbia	4	11
260	H	Columbia	3	4
260	H	Columbia	8	2
260	H	Columbia	7	2
279	N	IPFW	7	13

Cornell

C
o
r
n
e
l
l

C
o
r
n
e
l
l

Average RPI Win:		268	WON-LOST RECORD		WINNING PCT. RANK	LAST 10 GAMES	STRENGTH OF SCHEDULE		OPP. STRENGTH OF SCHEDULE	TEAM RPI	ADJ RPI	CONF. RPI	ADJ CONF. RPI
Average RPI Loss:		140											
DIV. I ONLY			15-35-0		.3 252	3-7-0	244		243	258	.40375 258	30	29
DIV. I NON-CONF.			9-23-0		.28125 241	0-2-0	220		218	254	.41318 252	29	29
TOTALS		RPI 1-25	RPI 26-50		W-L RECORDS		RPI 51-100		RPI 101-150		RPI 150+		
15-35-0		0-3-0	0-1-0		OVERALL		0-10-0		0-7-0		15-14-0		
11-5-0		0-0-0	0-0-0		HOME		0-0-0		0-2-0		11-3-0		
4-18-0		0-1-0	0-1-0		AWAY		0-5-0		0-2-0		4-9-0		
0-12-0		0-2-0	0-0-0		NEUTRAL		0-5-0		0-3-0		0-2-0		
9-23-0		0-3-0	0-1-0		NON-CONFERENCE		0-10-0		0-1-0		9-8-0		
6-2-0		0-0-0	0-0-0		HOME		0-0-0		0-0-0		6-2-0		
3-11-0		0-1-0	0-0-0		AWAY		0-5-0		0-0-0		3-4-0		
0-10-0		0-2-0	0-0-0		NEUTRAL		0-5-0		0-1-0		0-2-0		
6-12-0		0-0-0	0-0-0		CONFERENCE		0-0-0		0-6-0		6-6-0		
5-3-0		0-0-0	0-0-0		HOME		0-0-0		0-2-0		5-1-0		
1-7-0		0-0-0	0-0-0		AWAY		0-0-0		0-2-0		1-5-0		
0-2-0		0-0-0	0-0-0		NEUTRAL		0-0-0		0-2-0		0-0-0		
RPI S	Opponent	Score	RPI S	Opponent	Score	RPI S	Opponent	Score	RPI S	Opponent	Score		
7 N	James Madison	5 14	40 A	Arizona St.	0 17	51 N	BYU	6 15	120 N	Marist	9 10		
20 N	Minnesota	7 12				63 N	Fordham	0 8	132 H	LIU Brooklyn	2 11		
22 A	Arizona	5 16				63 N	Fordham	5 13	132 H	LIU Brooklyn	1 5		
						66 A	New Mexico St.	0 10	145 A	Saint Francis (PA)	0 8		
						66 A	New Mexico St.	4 9	145 A	Saint Francis (PA)	8 9		
						70 A	Towson	4 10	145 N	Saint Francis (PA)	1 10		
						73 A	Delaware	2 3	145 N	Saint Francis (PA)	2 10		
						73 A	Delaware	2 8	151 A	UTEP	3 12		
						89 N	Houston	1 9	151 A	UTEP	2 10		
						89 N	Houston	0 3	151 N	UTEP	1 16		
									193 H	Robert Morris	4 1		
									193 H	Robert Morris	1 9		
									209 A	George Mason	0 8		
									209 A	George Mason	8 3		
									230 H	Brown	1 2		
									230 H	Brown	2 13		
									248 A	Central Conn. St.	2 7		
									248 A	Central Conn. St.	1 6		
									249 A	Georgetown	10 16		
									256 H	Wagner	4 3		
									256 H	Wagner	6 1		
									259 A	Bryant	1 5		
									259 A	Bryant	3 0		
									271 H	Morgan St.	6 3		
									271 H	Morgan St.	2 1		
									271 N	Morgan St.	1 6		
									282 H	Sacred Heart	7 4		
			LAST 10 GAMES			73 A	Delaware	2 8	271 H	Morgan St.	6 3		
			256 H	Wagner	6 1	145 A	Saint Francis (PA)	0 8	271 H	Morgan St.	2 1		
			256 H	Wagner	4 3	145 A	Saint Francis (PA)	8 9	271 N	Morgan St.	1 6		
			193 H	Robert Morris	4 1	132 H	LIU Brooklyn	1 5	282 H	Sacred Heart	7 4		
			193 H	Robert Morris	1 9	132 H	LIU Brooklyn	2 11					
			73 A	Delaware	2 3								

Non-Div. I Games:

Mt. St. Mary's

RPI	S	Opponent	Score	
282	H	Sacred Heart	8	7
283	A	Fairleigh Dickinson	5	6
283	A	Fairleigh Dickinson	1	2
287	H	Howard	6	0
287	H	Howard	11	7
293	A	Coppin St.	8	3
293	A	Coppin St.	10	2
293	H	Coppin St.	10	2
293	H	Coppin St.	12	1

Mt. St. Mary's

M
t
.
S
t
.
M
a
r
y
'
s

M
t
.
S
t
.
M
a
r
y
'
s

Average RPI Win:		240	WON-LOST		WINNING		LAST 10		STRENGTH OF		OPP. STRENGTH		TEAM	ADJ		CONF.	ADJ CONF.
Average RPI Loss:		151	RECORD		PCT. RANK		GAMES		SCHEDULE		OF SCHEDULE		RPI	RPI		RPI	RPI
DIV. I ONLY			12-36-0		.25	267	6-4-0		231		211		264	.40291	259	30	29
DIV. I NON-CONF.			3-27-0		.1	283	2-1-0		188		146		279	.38426	276	29	29
TOTALS		RPI 1-25		RPI 26-50		W-L RECORDS		RPI 51-100		RPI 101-150		RPI 150+					
12-36-0		0-1-0		0-1-0		OVERALL		1-6-0		1-12-0		10-16-0					
7-5-0		0-0-0		0-0-0		HOME		0-0-0		1-2-0		6-3-0					
5-19-0		0-1-0		0-0-0		AWAY		1-2-0		0-8-0		4-8-0					
0-12-0		0-0-0		0-1-0		NEUTRAL		0-4-0		0-2-0		0-5-0					
3-27-0		0-1-0		0-1-0		NON-CONFERENCE		1-6-0		0-8-0		2-11-0					
1-3-0		0-0-0		0-0-0		HOME		0-0-0		0-1-0		1-2-0					
2-13-0		0-1-0		0-0-		AWAY		1-2-0		0-5-0		1-5-0					
0-11-0		0-0-0		0-1-0		NEUTRAL		0-4-0		0-2-0		0-4-0					
9-9-0		0-0-0		0-0-0		CONFERENCE		0-0-0		1-4-0		8-5-0					
6-2-0		0-0-0		0-0-0		HOME		0-0-0		1-1-0		5-1-0					
3-6-0		0-0-0		0-0-0		AWAY		0-0-0		0-3-0		3-3-0					
0-1-0		0-0-0		0-0-0		NEUTRAL		0-0-0		0-0-0		0-1-0					
RPI	S	Opponent		Score		RPI	S	Opponent		Score		RPI	S	Opponent		Score	
5	A	Auburn		0	10	26	N	Notre Dame		0	7	56	A	Boston College		0	2
												60	N	Georgia St.		9	14
												80	N	Ohio		2	3
												80	N	Ohio		3	4
												88	N	Syracuse		2	3
												97	A	North Carolina St.		8	5
												97	A	North Carolina St.		1	4
														132 A UNCW		2	4
														108 A UNCW		0	2
														123 A UNCG		1	7
														123 A UNCG		3	11
														132 A LIU Brooklyn		3	4
														132 H LIU Brooklyn		1	4
														132 H LIU Brooklyn		5	1
														137 H Boston U.		1	9
														141 A Massachusetts		1	8
														145 A Saint Francis (PA)		4	14
														145 A Saint Francis (PA)		1	10
														146 N North Florida		7	8
														148 N East Carolina		0	1
														162 H Albany (NY)		2	15
														169 A UConn		0	2
														169 A UConn		2	15
														192 H Providence		0	7
														193 A Robert Morris		3	4
														193 A Robert Morris		0	1
														193 N Robert Morris		1	3
														203 N Murray St.		1	2
														203 N Murray St.		0	6
														206 A Campbell		5	11
														206 A Campbell		1	2
														206 A Campbell		1	6
														237 N IUPUI		0	1
														248 H Central Conn. St.		5	3
LAST 10 GAMES																	
														283 A Fairleigh Dickinson		3	2
														248 H Central Conn. St.		3	2
														248 H Central Conn. St.		5	3
														264 H UMass Lowell		4	1
														193 A Robert Morris		3	4

Non-Div. I Games:

Bryant

RPI	S	Opponent	Score
248	H	Central Conn. St.	3 2
256	H	Wagner	3 0
256	H	Wagner	6 5
258	H	Mt. St. Mary's	5 1
258	H	Mt. St. Mary's	0 3
264	H	UMass Lowell	4 1
271	N	Morgan St.	2 6
273	A	Holy Cross	6 5
282	A	Sacred Heart	0 1
282	A	Sacred Heart	1 0
283	A	Fairleigh Dickinson	3 2
283	A	Fairleigh Dickinson	5 3

Bryant

C
o
l
u
m
b
i
a

Columbia

RPI	S	Opponent	Score	
199	H	Penn	4	3
204	H	Manhattan	4	15
204	H	Manhattan	3	0
218	H	Yale	3	2
218	H	Yale	0	1
230	H	Brown	6	7
230	H	Brown	4	1
231	A	George Washington	4	9
247	H	Canisius	3	1
247	H	Canisius	0	5
249	A	Georgetown	1	16
257	A	Cornell	2	7
257	A	Cornell	11	4
257	A	Cornell	2	8
257	A	Cornell	4	3
283	H	Fairleigh Dickinson	7	6
283	H	Fairleigh Dickinson	9	14
286	H	Rider	2	1
290	A	Saint Peter's	5	1
290	A	Saint Peter's	6	1

Columbia

C
o
l
u
m
b
i
a

C
o
l
u
m
b
i
a

I
o
n
a

Iona

I
o
n
a

RPI	S	Opponent	Score	
229	A	Quinnipiac	2	3
232	A	Seton Hall	3	2
245	N	Colgate	0	4
247	A	Canisius	6	14
247	A	Canisius	4	12
250	N	Detroit	10	4
256	A	Wagner	3	4
256	A	Wagner	0	7
262	N	North Dakota	2	4
263	A	Santa Clara	10	4
278	A	Niagara	1	4
278	A	Niagara	6	1
286	H	Rider	2	5
286	H	Rider	8	5
290	H	Saint Peter's	16	1
290	H	Saint Peter's	10	2

I
o
n
a

Iona

Average RPI Win: 198		WON-LOST	WINNING	LAST 10	STRENGTH OF		OPP. STRENGTH	TEAM	ADJ		CONF.	ADJ CONF.			
Average RPI Loss: 178		RECORD	PCT. RANK	GAMES	SCHEDULE		OF SCHEDULE	RPI	RPI		RPI	RPI			
DIV. I ONLY		17-37-0	.31481	247	2-8-0		262	229	262	.40062	262	25			
DIV. I NON-CONF.		13-22-0	.37143	205	1-1-0		249	235	241	.4237	241	23			
TOTALS		RPI 1-25	RPI 26-50		W-L RECORDS		RPI 51-100		RPI 101-150		RPI 150+				
17-37-0	0-0-0	0-1-0		OVERALL		3-3-0		4-7-0		10-26-0					
4-8-0	0-0-0	0-0-0		HOME		1-2-0		0-0-0		3-6-0					
5-17-0	0-0-0	0-0-0		AWAY		1-0-0		1-6-0		3-11-0					
8-12-0	0-0-0	0-1-0		NEUTRAL		1-1-0		3-1-0		4-9-0					
13-22-0	0-0-0	0-1-0		NON-CONFERENCE		2-1-0		4-7-0		7-13-0					
1-1-0	0-0-0	0-0-0		HOME		0-0-0		0-0-0		1-1-0					
4-9-0	0-0-0	0-0-		AWAY		1-0-0		1-6-0		2-3-0					
8-12-0	0-0-0	0-1-0		NEUTRAL		1-1-0		3-1-0		4-9-0					
4-15-0	0-0-0	0-0-0		CONFERENCE		1-2-0		0-0-0		3-13-0					
3-7-0	0-0-0	0-0-0		HOME		1-2-0		0-0-0		2-5-0					
1-8-0	0-0-0	0-0-0		AWAY		0-0-0		0-0-0		1-8-0					
0-0-0	0-0-0	0-0-0		NEUTRAL		0-0-0		0-0-0		0-0-0					
RPI S	Opponent	Score		RPI S	Opponent	Score		RPI S	Opponent	Score					
				39 N	Tulsa	0	15	52 A	North Dakota St.	4	1	105 A	Ga. Southern	3	4
				74 H	Weber St.	4	5	105 A	Ga. Southern	1	8				
				74 H	Weber St.	2	9	112 N	Army West Point	0	8				
				74 H	Weber St.	5	3	119 A	UC Riverside	2	4				
				98 N	Eastern Ky.	1	4	119 A	UC Riverside	5	7				
				98 N	Eastern Ky.	2	0	122 N	Harvard	3	1				
								142 N	Dartmouth	1	0				
								144 N	Virginia	10	6				
								149 A	UTSA	1	8				
								150 A	Iowa St.	1	0				
								150 A	Iowa St.	1	10				
								160 N	Central Mich.	0	4				
								164 H	Idaho St.	0	7				
								166 N	Eastern Ill.	0	1				
								171 A	Omaha	4	13				
								171 A	Omaha	2	10				
								175 A	Sacramento St.	1	2				
								175 A	Sacramento St.	0	4				
								175 A	Sacramento St.	4	6				
								184 H	Montana	0	4				
								184 H	Montana	4	5				
								184 H	Montana	7	9				
								227 A	Southern Utah	4	5	198 N	San Diego	6	11
								227 A	Southern Utah	12	13	213 N	A&M-Corpus Christi	1	2
								227 A	Southern Utah	5	9	213 N	A&M-Corpus Christi	1	11
				184 H	Montana	7	9	221 N	Fairfield	3	14				
				184 H	Montana	4	5	227 A	Southern Utah	12	13				

Non-Div. I Games:

North Dakota

RPI	S	Opponent	Score	
227	A	Southern Utah	4	5
227	A	Southern Utah	5	9
228	N	CSU Bakersfield	3	0
237	N	IUPUI	1	3
244	N	Bowling Green	0	1
245	N	Colgate	6	2
252	A	Portland St.	0	8
252	A	Portland St.	0	5
252	A	Portland St.	9	3
254	A	South Dakota St.	3	10
254	A	South Dakota St.	13	8
254	H	South Dakota St.	3	5
254	H	South Dakota St.	6	3
261	N	Iona	4	2
263	A	Santa Clara	9	1
264	N	UMass Lowell	2	10
266	H	Northern Colo.	7	1
266	H	Northern Colo.	4	6
266	H	Northern Colo.	5	4
290	N	Saint Peter's	11	1

North Dakota

N
o
r
t
h
D
a
k
o
t
a

N
o
r
t
h
D
a
k
o
t
a

Average RPI Win:	176	WON-LOST	WINNING	LAST 10	STRENGTH OF	OPP. STRENGTH	TEAM	ADJ	CONF.	ADJ CONF.		
Average RPI Loss:	149	RECORD	PCT. RANK	GAMES	SCHEDULE	OF SCHEDULE	RPI	RPI	RPI	RPI		
DIV. I ONLY		10-41-0	.19608	284	3-7-0	171	195	257	.39769	263	18	18
DIV. I NON-CONF.		5-31-0	.13889	278	0-0-0	181	222	275	.38033	277	17	17
<hr/>												
TOTALS	RPI 1-25	RPI 26-50		W-L RECORDS		RPI 51-100		RPI 101-150		RPI 150+		
10-41-0	0-0-0	0-3-0		OVERALL		0-6-0		0-11-0		10-21-0		
6-17-0	0-0-0	0-3-0		HOME		0-0-0		0-4-0		6-10-0		
2-13-0	0-0-0	0-0-0		AWAY		0-3-0		0-5-0		2-3-0		
2-11-0	0-0-0	0-0-0		NEUTRAL		0-3-0		0-0-0		2-8-0		
5-31-0	0-0-0	0-3-0		NON-CONFERENCE		0-3-0		0-8-0		5-17-0		
3-14-0	0-0-0	0-3-0		HOME		0-0-0		0-4-0		3-7-0		
0-6-0	0-0-0	0-0-		AWAY		0-0-0		0-4-0		0-2-0		
2-11-0	0-0-0	0-0-0		NEUTRAL		0-3-0		0-0-0		2-8-0		
5-10-0	0-0-0	0-0-0		CONFERENCE		0-3-0		0-3-0		5-4-0		
3-3-0	0-0-0	0-0-0		HOME		0-0-0		0-0-0		3-3-0		
2-7-0	0-0-0	0-0-0		AWAY		0-3-0		0-3-0		2-1-0		
0-0-0	0-0-0	0-0-0		NEUTRAL		0-0-0		0-0-0		0-0-0		
<hr/>												
RPI	S	Opponent	Score	RPI	S	Opponent	Score	RPI	S	Opponent	Score	
				29	H	Cal St. Fullerton	3 5	51	A	BYU	4 15	
				29	H	Cal St. Fullerton	0 10	51	A	BYU	1 9	
				36	H	California	2 6	51	A	BYU	3 4	
								76	N	DePaul	5 8	
								82	N	Wisconsin	0 8	
								82	N	Wisconsin	5 11	
								101	H	Nevada	1 10	
								101	H	Nevada	1 4	
								111	A	Loyola Marymount	0 8	
								111	A	Loyola Marymount	0 8	
								111	A	Loyola Marymount	5 7	
								119	A	UC Riverside	0 8	
								119	A	UC Riverside	6 7	
								126	A	UC Santa Barbara	4 5	
								139	H	Stanford	1 4	
								142	H	Dartmouth	1 11	
								147	A	UNLV	1 20	
								159	N	Utah St.	7 2	
								159	N	Utah St.	1 5	
								159	N	Utah St.	3 8	
								164	H	Idaho St.	5 8	
								164	H	Idaho St.	13 7	
								165	H	Ill.-Chicago	3 8	
								165	H	Ill.-Chicago	4 3	
								169	H	UConn	3 0	
								175	A	Sacramento St.	0 9	
								175	N	Sacramento St.	1 6	
								175	N	Sacramento St.	1 0	
				LAST 10 GAMES								
				185	H	St. Mary's (CA)	1 0	51	A	BYU	3 4	
				185	H	St. Mary's (CA)	0 2	198	H	San Diego	5 3	
				185	H	St. Mary's (CA)	2 0	198	H	San Diego	1 5	
				51	A	BYU	1 9	198	H	San Diego	1 5	
				51	A	BYU	4 15	111	A	Loyola Marymount	0 8	
								178	A	Pacific	8 1	
								178	A	Pacific	3 7	
								178	A	Pacific	7 5	
								184	N	Montana	5 6	
								185	H	St. Mary's (CA)	0 2	

Non-Div. I Games:

Santa Clara

RPI	S	Opponent	Score	
185	H	St. Mary's (CA)	1	0
185	H	St. Mary's (CA)	2	0
198	H	San Diego	5	3
198	H	San Diego	1	5
198	H	San Diego	1	5
202	A	UC Davis	0	3
222	N	Valparaiso	0	10
228	H	CSU Bakersfield	2	10
228	N	CSU Bakersfield	1	2
228	N	CSU Bakersfield	0	3
233	H	Seattle	3	6
233	N	Seattle	3	4
245	H	Colgate	3	4
261	H	Iona	4	10
262	H	North Dakota	1	9

Santa Clara

Average RPI Win: 246		WON-LOST	WINNING	LAST 10	STRENGTH OF		OPP. STRENGTH	TEAM	ADJ	CONF.	ADJ CONF.
Average RPI Loss: 169		RECORD	PCT. RANK	GAMES	SCHEDULE		OF SCHEDULE	RPI	RPI	RPI	RPI
DIV. I ONLY		11-39-0	.22	276	4-6-0		174	263	259	.39586	264
DIV. I NON-CONF.		8-25-0	.24242	261	1-4-0		177	281	258	.40047	264
TOTALS		RPI 1-25	RPI 26-50		W-L RECORDS		RPI 51-100		RPI 101-150		RPI 150+
11-39-0	0-0-0	0-0-0		OVERALL		0-3-0		1-15-0		10-21-0	
2-9-0	0-0-0	0-0-0		HOME		0-1-0		0-4-0		2-4-0	
6-12-0	0-0-0	0-0-0		AWAY		0-1-0		1-4-0		5-7-0	
3-18-0	0-0-0	0-0-0		NEUTRAL		0-1-0		0-7-0		3-10-0	
8-25-0	0-0-0	0-0-0		NON-CONFERENCE		0-3-0		1-9-0		7-13-0	
0-2-0	0-0-0	0-0-0		HOME		0-1-0		0-1-0		0-0-0	
5-5-0	0-0-0	0-0-		AWAY		0-1-0		1-1-0		4-3-0	
3-18-0	0-0-0	0-0-0		NEUTRAL		0-1-0		0-7-0		3-10-0	
3-14-0	0-0-0	0-0-0		CONFERENCE		0-0-0		0-6-0		3-8-0	
2-7-0	0-0-0	0-0-0		HOME		0-0-0		0-3-0		2-4-0	
1-7-0	0-0-0	0-0-0		AWAY		0-0-0		0-3-0		1-4-0	
0-0-0	0-0-0	0-0-0		NEUTRAL		0-0-0		0-0-0		0-0-0	
RPI S	Opponent	Score	RPI S	Opponent	Score	RPI S	Opponent	Score	RPI S	Opponent	Score
						54 N	USC Upstate	0 9	105 N	Ga. Southern	3 8
						56 H	Boston College	0 8	112 N	Army West Point	1 4
						58 A	Col. of Charleston	0 10	114 N	Rutgers	1 2
									120 N	Marist	1 2
									120 N	Marist	2 4
									131 N	Butler	3 6
									135 A	Maine	0 6
									135 A	Maine	0 8
									135 A	Maine	0 13
									137 H	Boston U.	1 5
									138 H	Binghamton	0 5
									138 H	Binghamton	3 6
									138 H	Binghamton	1 16
									142 A	Dartmouth	4 3
									142 A	Dartmouth	0 8
									143 N	Chattanooga	0 3
									156 N	Radford	4 5
									156 N	Radford	1 8
									162 A	Albany (NY)	0 8
									162 A	Albany (NY)	1 5
									162 A	Albany (NY)	4 5
									174 H	Stony Brook	3 6
									174 H	Stony Brook	0 10
									174 H	Stony Brook	0 7
									204 N	Manhattan	9 0
									206 N	Campbell	1 6
									206 N	Campbell	4 3
			LAST 10 GAMES								
			255 A	UMBC	1 2	276 H	Hartford	4 8			
			255 A	UMBC	4 2	276 H	Hartford	7 6			
			56 H	Boston College	0 8	137 H	Boston U.	1 5			
			259 A	Bryant	1 4	248 A	Central Conn. St.	3 2			
			276 H	Hartford	1 0	248 A	Central Conn. St.	3 8			

Non-Div. I Games:

UMass Lowell

RPI	S	Opponent	Score	
208	N	Siena	0	1
219	N	Eastern Mich.	3	4
223	N	Florida A&M	0	1
229	N	Quinnipiac	3	5
229	N	Quinnipiac	1	2
248	A	Central Conn. St.	3	2
248	A	Central Conn. St.	3	8
250	N	Detroit	8	9
255	A	UMBC	4	2
255	A	UMBC	1	2
259	A	Bryant	1	4
262	N	North Dakota	10	2
276	H	Hartford	7	6
276	H	Hartford	1	0
276	H	Hartford	4	8
279	N	IPFW	5	6
280	A	Rhode Island	11	7
280	A	Rhode Island	8	2
282	A	Sacred Heart	2	0
282	A	Sacred Heart	1	3

Average RPI Win:		269	WON-LOST RECORD		WINNING PCT. RANK		LAST 10 GAMES		STRENGTH OF SCHEDULE		OPP. STRENGTH OF SCHEDULE		TEAM RPI		ADJ RPI		CONF. RPI		ADJ CONF. RPI	
DIV. I ONLY			14-27-0		.34146 238		3-6-0		269		282		265		.39493 265		32		32	
DIV. I NON-CONF.			2-16-0		.11111 280		0-1-0		94		122		256		.40944 255		32		32	
TOTALS		RPI 1-25		RPI 26-50		W-L RECORDS		RPI 51-100		RPI 101-150		RPI 150+								
14-27-0		0-2-0		0-2-0		OVERALL		0-4-0		0-2-0		14-17-0								
4-7-0		0-0-0		0-1-0		HOME		0-1-0		0-0-0		4-5-0								
5-7-0		0-1-0		0-0-0		AWAY		0-1-0		0-0-0		5-5-0								
5-13-0		0-1-0		0-1-0		NEUTRAL		0-2-0		0-2-0		5-7-0								
2-16-0		0-2-0		0-2-0		NON-CONFERENCE		0-4-0		0-2-0		2-6-0								
0-2-0		0-0-0		0-1-0		HOME		0-1-0		0-0-0		0-0-0								
0-3-0		0-1-0		0-0-		AWAY		0-1-0		0-0-0		0-1-0								
2-11-0		0-1-0		0-1-0		NEUTRAL		0-2-0		0-2-0		2-5-0								
12-11-0		0-0-0		0-0-0		CONFERENCE		0-0-0		0-0-0		12-11-0								
4-5-0		0-0-0		0-0-0		HOME		0-0-0		0-0-0		4-5-0								
5-4-0		0-0-0		0-0-0		AWAY		0-0-0		0-0-0		5-4-0								
3-2-0		0-0-0		0-0-0		NEUTRAL		0-0-0		0-0-0		3-2-0								
RPI	S	Opponent		Score		RPI	S	Opponent		Score		RPI	S	Opponent		Score				
4	A	Alabama		0	14	38	H	Mississippi St.		0	6	84	H	Central Ark.		0	7			
13	N	Baylor		1	11	41	N	Texas St.		0	8	90	A	Louisiana Tech		0	6			
												92	N	Nicholls St.		0	6			
												92	N	Nicholls St.		0	11			
														103 N Abilene Christian		0	7			
														109 N Southern Ill.		0	12			
														152 N Memphis		1	4			
														176 N UT Martin		1	8			
														197 A Southeastern La.		3	6			
														210 N Houston Baptist		4	12			
														216 N Savannah St.		9	11			
														226 N Belmont		10	5			
														235 N Incarnate Word		2	0			
														236 A Texas Southern		4	5			
														236 A Texas Southern		4	2			
														236 A Texas Southern		3	11			
														238 A Alabama St.		12	10			
														238 A Alabama St.		2	14			
														238 A Alabama St.		1	6			
														251 H Alcorn		0	9			
														251 H Alcorn		8	12			
														251 H Alcorn		2	1			
														251 N Alcorn		4	9			
														268 N Tennessee St.		2	10			
														277 H Jackson St.		10	11			
														277 H Jackson St.		8	0			
														277 H Jackson St.		8	5			
														284 A Alabama A&M		14	6			
														284 A Alabama A&M		7	1			
														284 A Alabama A&M		20	12			
														292 N Southern U.		11	4			

Non-Div. I Games:	Blue Mountain	2	4	Montevallo	4	5	Montevallo	6	2	Mississippi Val.
-------------------	---------------	---	---	------------	---	---	------------	---	---	------------------

RPI	S	Opponent	Score	
292	N	Southern U.	4	5
294	N	Grambling	12	5
295	H	Ark.-Pine Bluff	14	17
295	H	Ark.-Pine Bluff	11	9
295	H	Ark.-Pine Bluff	5	13
295	N	Ark.-Pine Bluff	8	3

Mississippi Val.

M
i
s
s
i
s
s
i
p
p
i
V
a
l
.

M
i
s
s
i
s
s
i
p
p
i
V
a
l
.

Average RPI Win:	234	WON-LOST RECORD	WINNING PCT. RANK	LAST 10 GAMES		STRENGTH OF SCHEDULE	OPP. STRENGTH OF SCHEDULE	TEAM RPI	ADJ RPI	CONF. RPI	ADJ CONF. RPI	
DIV. I ONLY		8-32-0	.2	282	4-4-0	205	240	266	.39485	266	26	25
DIV. I NON-CONF.		4-18-0	.18182	272	0-0-0	160	231	264	.40321	260	24	23
<hr/>												
TOTALS	RPI 1-25	RPI 26-50		W-L RECORDS		RPI 51-100		RPI 101-150		RPI 150+		
8-32-0	0-0-0	0-2-0		OVERALL		0-6-0		0-5-0		8-19-0		
3-10-0	0-0-0	0-0-0		HOME		0-0-0		0-1-0		3-9-0		
2-18-0	0-0-0	0-2-0		AWAY		0-6-0		0-4-0		2-6-0		
3-4-0	0-0-0	0-0-0		NEUTRAL		0-0-0		0-0-0		3-4-0		
<hr/>												
4-18-0	0-0-0	0-2-0		NON-CONFERENCE		0-3-0		0-5-0		4-8-0		
0-3-0	0-0-0	0-0-0		HOME		0-0-0		0-1-0		0-2-0		
1-11-0	0-0-0	0-0-		AWAY		0-3-0		0-4-0		1-2-0		
3-4-0	0-0-0	0-0-0		NEUTRAL		0-0-0		0-0-0		3-4-0		
<hr/>												
4-14-0	0-0-0	0-0-0		CONFERENCE		0-3-0		0-0-0		4-11-0		
3-7-0	0-0-0	0-0-0		HOME		0-0-0		0-0-0		3-7-0		
1-7-0	0-0-0	0-0-0		AWAY		0-3-0		0-0-0		1-4-0		
0-0-0	0-0-0	0-0-0		NEUTRAL		0-0-0		0-0-0		0-0-0		
<hr/>												
RPI	S	Opponent	Score	RPI	S	Opponent	Score	RPI	S	Opponent	Score	
				48	A	Wichita St.	1 10	117	A	Colorado St.	2 10	
				48	A	Wichita St.	0 8	117	H	Colorado St.	9 14	
								74	A	Weber St.	1 11	
								74	A	Weber St.	0 10	
								74	A	Weber St.	2 7	
								85	A	UT Arlington	0 8	
								91	A	Lamar	0 6	
								91	A	Lamar	3 6	
								140	A	New Mexico	1 10	
								140	A	New Mexico	3 7	
								140	A	New Mexico	3 8	
								159	A	Utah St.	4 14	
								159	A	Utah St.	9 8	
								159	A	Utah St.	7 16	
								164	A	Idaho St.	3 9	
								164	A	Idaho St.	1 7	
								171	H	Omaha	1 8	
								171	H	Omaha	0 9	
								175	H	Sacramento St.	5 8	
								175	H	Sacramento St.	1 4	
								175	H	Sacramento St.	7 11	
								184	H	Montana	6 10	
								184	H	Montana	6 9	
								184	H	Montana	4 6	
								194	N	Missouri St.	0 6	
								194	N	Missouri St.	0 8	
								227	H	Southern Utah	5 4	
								235	N	Incarinate Word	6 2	
								236	N	Texas Southern	9 10	
								236	N	Texas Southern	1 0	
								250	N	Detroit	5 4	
								251	N	Alcorn	0 7	
								252	H	Portland St.	4 9	
								252	H	Portland St.	4 9	
								262	A	North Dakota	1 7	
								262	A	North Dakota	6 4	
								262	A	North Dakota	4 5	
								175	H	Sacramento St.	1 4	
								252	H			

Non-Div. I Games:	MSU Denver	7	11	MSU Denver	19	7
-------------------	------------	---	----	------------	----	---

Northern Colo.

RPI	S	Opponent	Score	
252	H	Portland St.	10	4
252	H	Portland St.	9	7
262	A	North Dakota	6	4
262	A	North Dakota	1	7
262	A	North Dakota	4	5

Northern Colo.

N
o
r
t
h
e
r
n
C
o
l
o
.

N
o
r
t
h
e
r
n
C
o
l
o
.

Average RPI Win:	230	WON-LOST	WINNING	LAST 10	STRENGTH OF	OPP. STRENGTH	TEAM	ADJ	CONF.	ADJ CONF.				
Average RPI Loss:	180	RECORD	PCT. RANK	GAMES	SCHEDULE	OF SCHEDULE	RPI	RPI	RPI	RPI				
DIV. I ONLY		13-40-0	.24528	269	4-6-0	238	250	269	.39195	267	27	28		
DIV. I NON-CONF.		8-22-0	.26667	252	1-1-0	238	252	263	.40271	261	27	27		
<hr/>														
TOTALS	RPI 1-25	RPI 26-50		W-L RECORDS		RPI 51-100		RPI 101-150		RPI 150+				
13-40-0	0-1-0	0-0-0		OVERALL		0-1-0		1-9-0		12-29-0				
4-12-0	0-0-0	0-0-0		HOME		0-0-0		0-3-0		4-9-0				
2-15-0	0-1-0	0-0-0		AWAY		0-1-0		0-1-0		2-12-0				
7-13-0	0-0-0	0-0-0		NEUTRAL		0-0-0		1-5-0		6-8-0				
<hr/>														
8-22-0	0-1-0	0-0-0		NON-CONFERENCE		0-1-0		1-6-0		7-14-0				
1-3-0	0-0-0	0-0-0		HOME		0-0-0		0-0-0		1-3-0				
0-6-0	0-1-0	0-0-		AWAY		0-1-0		0-1-0		0-3-0				
7-13-0	0-0-0	0-0-0		NEUTRAL		0-0-0		1-5-0		6-8-0				
<hr/>														
5-18-0	0-0-0	0-0-0		CONFERENCE		0-0-0		0-3-0		5-15-0				
3-9-0	0-0-0	0-0-0		HOME		0-0-0		0-3-0		3-6-0				
2-9-0	0-0-0	0-0-0		AWAY		0-0-0		0-0-0		2-9-0				
0-0-0	0-0-0	0-0-0		NEUTRAL		0-0-0		0-0-0		0-0-0				
<hr/>														
RPI	S	Opponent	Score		RPI	S	Opponent	Score		RPI	S	Opponent	Score	
16	A	Kentucky	0	9						98	A	Eastern Ky.	0	9
										107	N	Miami (OH)	1	14
										116	N	Villanova	2	3
										118	N	Lipscomb	1	10
										131	N	Butler	0	7
										131	N	Butler	7	5
										134	H	Wright St.	1	8
										134	H	Wright St.	1	3
										134	H	Wright St.	0	5
										143	A	Chattanooga	2	8
										148	N	East Carolina	3	4
										152	A	Memphis	0	7
										152	A	Memphis	1	9
										158	N	ETSU	4	5
										161	N	Evansville	4	5
										161	N	Evansville	2	4
										163	N	La.-Monroe	10	14
										165	A	Ill.-Chicago	1	7
										165	A	Ill.-Chicago	1	9
										165	A	Ill.-Chicago	4	6
										166	N	Eastern Ill.	1	9
					179	A	Youngstown St.	12	9					
					179	A	Youngstown St.	4	12					
					179	A	Youngstown St.	3	10					
					199	N	Penn	1	10					
					205	A	Cleveland St.	3	5					
					205	A	Cleveland St.	0	11					
					205	A	Cleveland St.	4	3					
					LAST 10 GAMES									
					179	A	Youngstown St.	3	10	212	H	Green Bay	7	8
					179	A	Youngstown St.	4	12	237	H	IUPUI	1	2
					179	A	Youngstown St.	12	9	237	H	IUPUI	3	0
					212	H	Green Bay	1	8	205	A	Cleveland St.	4	3
					212	H	Green Bay	7	0	205	A	Cleveland St.	0	11

Non-Div. I Games:

Northern Ky.

RPI	S	Opponent	Score	
211	H	Morehead St.	0	5
211	H	Morehead St.	2	6
212	H	Green Bay	7	8
212	H	Green Bay	7	0
212	H	Green Bay	1	8
221	N	Fairfield	14	15
222	A	Valparaiso	0	2
222	A	Valparaiso	0	8
229	N	Quinnipiac	4	2
237	H	IUPUI	3	0
237	H	IUPUI	1	2
243	N	South Dakota	7	0
246	N	St. Bonaventure	2	1
250	H	Detroit	0	2
250	H	Detroit	4	0
250	H	Detroit	0	4
256	N	Wagner	15	9
256	N	Wagner	4	3
268	A	Tennessee St.	1	3
270	H	Oakland	3	6
270	H	Oakland	7	6
270	H	Oakland	2	8
279	N	IPFW	0	8
279	N	IPFW	9	4

Northern Ky.

N
o
r
t
h
e
r
n
K
y
.

N
o
r
t
h
e
r
n
K
y
.

Average RPI Win:	243	WON-LOST RECORD	WINNING PCT. RANK	LAST 10 GAMES	STRENGTH OF SCHEDULE	OPP. STRENGTH OF SCHEDULE	TEAM RPI	ADJ RPI	CONF. RPI	ADJ CONF. RPI	
DIV. I ONLY		9-45-0	.16667 288	0-10-0	202	237	274	.39194 268	23	22	
DIV. I NON-CONF.		6-22-0	.21429 268	0-1-0	179	257	260	.40815 256	21	21	
<hr/>											
TOTALS	RPI 1-25	RPI 26-50		W-L RECORDS	RPI 51-100		RPI 101-150		RPI 150+		
9-45-0	0-2-0	0-1-0		OVERALL	0-7-0		0-6-0		9-29-0		
5-20-0	0-0-0	0-0-0		HOME	0-6-0		0-4-0		5-10-0		
3-23-0	0-2-0	0-1-0		AWAY	0-0-0		0-2-0		3-18-0		
1-2-0	0-0-0	0-0-0		NEUTRAL	0-1-0		0-0-0		1-1-0		
6-22-0	0-2-0	0-1-0		NON-CONFERENCE	0-1-0		0-4-0		6-14-0		
4-9-0	0-0-0	0-0-0		HOME	0-0-0		0-2-0		4-7-0		
1-11-0	0-2-0	0-0-		AWAY	0-0-0		0-2-0		1-6-0		
1-2-0	0-0-0	0-0-0		NEUTRAL	0-1-0		0-0-0		1-1-0		
3-23-0	0-0-0	0-0-0		CONFERENCE	0-6-0		0-2-0		3-15-0		
1-11-0	0-0-0	0-0-0		HOME	0-6-0		0-2-0		1-3-0		
2-12-0	0-0-0	0-0-0		AWAY	0-0-0		0-0-0		2-12-0		
0-0-0	0-0-0	0-0-0		NEUTRAL	0-0-0		0-0-0		0-0-0		
RPI S	Opponent	Score	RPI S	Opponent	Score	RPI S	Opponent	Score	RPI S	Opponent	Score
5 A	Auburn	0 7	50 A	Samford	0 8	57 H	Jacksonville St.	3 11	118 A	Lipscomb	1 10
5 A	Auburn	0 8				57 H	Jacksonville St.	2 10	121 H	Kennesaw St.	1 10
						57 H	Jacksonville St.	0 11	131 H	Butler	1 11
						92 N	Nicholls St.	4 13	133 H	SIUE	0 8
						98 H	Eastern Ky.	0 11	133 H	SIUE	1 4
						98 H	Eastern Ky.	3 11	143 A	Chattanooga	5 10
						98 H	Eastern Ky.	2 10	158 H	ETSU	1 9
									161 H	Evansville	3 9
									163 H	La.-Monroe	3 4
									166 H	Eastern Ill.	4 12
									166 H	Eastern Ill.	0 4
									173 A	Georgia Tech	0 6
									173 A	Georgia Tech	0 5
									176 A	UT Martin	1 6
									176 A	UT Martin	7 8
									179 H	Youngstown St.	7 5
									179 H	Youngstown St.	2 13
									183 A	Tennessee Tech	3 0
									183 A	Tennessee Tech	0 3
									183 A	Tennessee Tech	1 4
									197 A	Southeastern La.	1 5
									197 A	Southeastern La.	0 8
									203 H	Murray St.	2 7
									203 H	Murray St.	5 4
									207 A	Middle Tenn.	0 3
									207 H	Middle Tenn.	0 1
									211 A	Morehead St.	2 6
</											

Non-Div. I Games:	Edward Waters	8	3
-------------------	---------------	---	---

Tennessee St.

RPI	S	Opponent	Score	
211	A	Morehead St.	10	13
215	H	Loyola Chicago	3	11
215	H	Loyola Chicago	2	17
225	N	Buffalo	1	7
226	A	Belmont	1	5
226	A	Belmont	6	11
226	A	Belmont	0	12
234	A	Southeast Mo. St.	0	9
234	A	Southeast Mo. St.	2	7
238	A	Alabama St.	4	11
238	A	Alabama St.	8	0
265	N	Mississippi Val.	10	2
267	H	Northern Ky.	3	1
269	A	Austin Peay	7	4
269	A	Austin Peay	6	8
292	H	Southern U.	8	6
292	H	Southern U.	11	2

Tennessee St.

Tennessee St.

Tennessee St.

A
u
s
t
i
n
P
e
a
y

Austin Peay

RPI	S	Opponent	Score	
234	A	Southeast Mo. St.	4	7
234	A	Southeast Mo. St.	7	3
240	A	Gardner-Webb	15	12
240	A	Gardner-Webb	2	9
268	H	Tennessee St.	4	7
268	H	Tennessee St.	8	6
295	H	Ark.-Pine Bluff	8	3
295	H	Ark.-Pine Bluff	10	6

Austin Peay

Average RPI Win: 233		WON-LOST	WINNING	LAST 10	STRENGTH OF		OPP. STRENGTH	TEAM	ADJ	CONF.	ADJ CONF.
Average RPI Loss: 178		RECORD	PCT. RANK	GAMES	SCHEDULE		OF SCHEDULE	RPI	RPI	RPI	RPI
DIV. I ONLY		12-31-0	.27907	260	3-7-0		253	251	267	.38966	270
DIV. I NON-CONF.		4-17-0	.19048	271	0-0-0		253	254	283	.37022	283
TOTALS		RPI 1-25	RPI 26-50		W-L RECORDS		RPI 51-100		RPI 101-150		RPI 150+
12-31-0		0-0-0	0-0-0		OVERALL		0-5-0		1-6-0		11-20-0
3-8-0		0-0-0	0-0-0		HOME		0-0-0		0-0-0		3-8-0
6-16-0		0-0-0	0-0-0		AWAY		0-4-0		1-5-0		5-6-0
3-7-0		0-0-0	0-0-0		NEUTRAL		0-1-0		0-0-0		3-6-0
4-17-0		0-0-0	0-0-0		NON-CONFERENCE		0-5-0		0-4-0		4-8-0
0-0-0		0-0-0	0-0-0		HOME		0-0-0		0-0-0		0-0-0
1-10-0		0-0-0	0-0-		AWAY		0-4-0		0-4-0		1-2-0
3-7-0		0-0-0	0-0-0		NEUTRAL		0-1-0		0-0-0		3-6-0
8-14-0		0-0-0	0-0-0		CONFERENCE		0-0-0		1-2-0		7-12-0
3-8-0		0-0-0	0-0-0		HOME		0-0-0		0-0-0		3-8-0
5-6-0		0-0-0	0-0-0		AWAY		0-0-0		1-2-0		4-4-0
0-0-0		0-0-0	0-0-0		NEUTRAL		0-0-0		0-0-0		0-0-0
RPI S	Opponent	Score	RPI S	Opponent	Score	RPI S	Opponent	Score	RPI S	Opponent	Score
						54 A	USC Upstate	2 14	102 A	Furman	5 6
						59 N	Kent St.	1 10	127 A	Elon	0 8
						99 A	FGCU	1 9	129 A	Stetson	1 6
						99 A	FGCU	0 7	129 A	Stetson	1 4
						99 A	FGCU	3 7	134 A	Wright St.	0 3
									134 A	Wright St.	8 1
									134 A	Wright St.	0 1
									165 H	Ill.-Chicago	0 2
									165 H	Ill.-Chicago	0 1
									165 H	Ill.-Chicago	2 3
									179 H	Youngstown St.	1 4
									179 H	Youngstown St.	2 0
									180 A	Mercer	2 5
									180 A	Mercer	2 8
									205 H	Cleveland St.	3 1
									205 H	Cleveland St.	1 7
									205 H	Cleveland St.	2 5
									212 A	Green Bay	8 4
									212 A	Green Bay	4 5
									219 A	Eastern Mich.	6 5
									222 A	Valparaiso	7 6
									222 A	Valparaiso	2 3
									222 A	Valparaiso	2 3
									232 N	Seton Hall	2 8
									232 N	Seton Hall	4 6
									232 N	Seton Hall	0 4
									248 N	Central Conn. St.	2 7
LAST 10 GAMES											
			165 H	Ill.-Chicago	0 1	222 A	Valparaiso	7 6			
			165 H	Ill.-Chicago	0 2	222 A	Valparaiso	2 3			
			165 H	Ill.-Chicago	2 3	222 A	Valparaiso	2 3			
			212 A	Green Bay	8 4	205 H	Cleveland St.	2 5			
			212 A	Green Bay	4 5	205 H	Cleveland St.	3 1			

Non-Div. I Games: Ave Maria 7 6

Oakland

RPI	S	Opponent	Score	
248	N	Central Conn. St.	1	3
250	H	Detroit	2	3
250	H	Detroit	2	6
250	H	Detroit	7	2
267	A	Northern Ky.	8	2
267	A	Northern Ky.	6	7
267	A	Northern Ky.	6	3
278	N	Niagara	2	1
282	N	Sacred Heart	7	5
282	N	Sacred Heart	1	4
285	N	N.C. Central	8	0

Oakland

O
a
k
l
a
n
d

O
a
k
l
a
n
d

Average RPI Win: 256		WON-LOST	WINNING	LAST 10	STRENGTH OF		OPP. STRENGTH	TEAM	ADJ		CONF.	ADJ CONF.
Average RPI Loss: 196		RECORD	PCT. RANK	GAMES	SCHEDULE		OF SCHEDULE	RPI	RPI		RPI	RPI
DIV. I ONLY		13-28-0	.31707	246	272		283	272	.38604		271	31
DIV. I NON-CONF.		5-17-0	.22727	265	209		236	265	.39936		267	31
TOTALS		RPI 1-25	RPI 26-50		W-L RECORDS		RPI 51-100		RPI 101-150		RPI 150+	
13-28-0		0-0-0	0-0-0		OVERALL		0-6-0		1-3-0		12-19-0	
3-7-0		0-0-0	0-0-0		HOME		0-2-0		0-0-0		3-5-0	
6-8-0		0-0-0	0-0-0		AWAY		0-1-0		0-0-0		6-7-0	
4-13-0		0-0-0	0-0-0		NEUTRAL		0-3-0		1-3-0		3-7-0	
5-17-0		0-0-0	0-0-0		NON-CONFERENCE		0-6-0		1-3-0		4-8-0	
0-2-0		0-0-0	0-0-0		HOME		0-2-0		0-0-0		0-0-0	
1-5-0		0-0-0	0-0-		AWAY		0-1-0		0-0-0		1-4-0	
4-10-0		0-0-0	0-0-0		NEUTRAL		0-3-0		1-3-0		3-4-0	
8-11-0		0-0-0	0-0-0		CONFERENCE		0-0-0		0-0-0		8-11-0	
3-5-0		0-0-0	0-0-0		HOME		0-0-0		0-0-0		3-5-0	
5-3-0		0-0-0	0-0-0		AWAY		0-0-0		0-0-0		5-3-0	
0-3-0		0-0-0	0-0-0		NEUTRAL		0-0-0		0-0-0		0-3-0	
RPI S	Opponent	Score	RPI S	Opponent	Score	RPI S	Opponent	Score	RPI S	Opponent	Score	
						63 N	Fordham	2 9	120 N	Marist	6 3	
						70 A	Towson	4 17	129 N	Stetson	0 3	
						73 H	Delaware	2 5	143 N	Chattanooga	3 4	
						73 H	Delaware	0 8	148 N	East Carolina	3 5	
						88 N	Syracuse	2 11	153 N	Liberty	1 11	
						96 N	Charlotte	0 8	154 N	Akron	4 2	
									196 H	Delaware St.	2 11	
									196 H	Delaware St.	0 8	
									196 H	Delaware St.	1 9	
									216 N	Savannah St.	0 13	
									218 N	Yale	0 5	
									224 N	Bethune-Cookman	5 13	
									244 N	Bowling Green	4 6	
									244 N	Bowling Green	2 11	
									255 A	UMBC	2 3	
									255 A	UMBC	1 4	
									255 A	UMBC	6 1	
									258 A	Mt. St. Mary's	1 2	
									258 A	Mt. St. Mary's	3 6	
									258 N	Mt. St. Mary's	6 1	
									259 N	Bryant	6 2	
									272 A	Hampton	2 4	
									272 A	Hampton	8 2	
									272 A	Hampton	1 6	
									281 A	Norfolk St.	3 5	
									281 A	Norfolk St.	9 2	
									281 N	Norfolk St.	8 12	
LAST 10 GAMES												
						281 N	Norfolk St.	8 12	288 H	UMES	2 1	
						216 N	Savannah St.	0 13	288 H	UMES	7 0	
						293 H	Coppin St.	6 5	196 H	Delaware St.	0 8	
						293 H	Coppin St.	4 8	196 H	Delaware St.	1 9	
						288 H	UMES	2 4	196 H	Delaware St.	2 11	

Non-Div. I Games:

Morgan St.

M
o
r
g
a
n
s
t
.

M
o
r
g
a
n
s
t
.

Morgan St.

Average RPI Win:		269	WON-LOST		WINNING		LAST 10		STRENGTH OF		OPP. STRENGTH		TEAM		ADJ		CONF.		ADJ CONF.		
Average RPI Loss:		211	RECORD		PCT. RANK		GAMES		SCHEDULE		OF SCHEDULE		RPI		RPI		RPI		RPI		
DIV. I ONLY			20-28-0		.41667 197		6-4-0		289		285		268		.38496 272		31		31		
DIV. I NON-CONF.			8-19-0		.2963 233		0-0-0		278		264		277		.37746 278		31		31		
TOTALS		RPI 1-25		RPI 26-50		W-L RECORDS		RPI 51-100		RPI 101-150		RPI 150+									
20-28-0		0-0-0		0-2-0		OVERALL		0-0-0		0-0-0		20-26-0									
9-11-0		0-0-0		0-0-0		HOME		0-0-0		0-0-0		9-11-0									
6-10-0		0-0-0		0-2-0		AWAY		0-0-0		0-0-0		6-8-0									
5-7-0		0-0-0		0-0-0		NEUTRAL		0-0-0		0-0-0		5-7-0									
8-19-0		0-0-0		0-2-0		NON-CONFERENCE		0-0-0		0-0-0		8-17-0									
2-9-0		0-0-0		0-0-0		HOME		0-0-0		0-0-0		2-9-0									
2-4-0		0-0-0		0-0-		AWAY		0-0-0		0-0-0		2-2-0									
4-6-0		0-0-0		0-0-0		NEUTRAL		0-0-0		0-0-0		4-6-0									
12-9-0		0-0-0		0-0-0		CONFERENCE		0-0-0		0-0-0		12-9-0									
7-2-0		0-0-0		0-0-0		HOME		0-0-0		0-0-0		7-2-0									
4-6-0		0-0-0		0-0-0		AWAY		0-0-0		0-0-0		4-6-0									
1-1-0		0-0-0		0-0-0		NEUTRAL		0-0-0		0-0-0		1-1-0									
RPI	S	Opponent		Score		RPI	S	Opponent		Score		RPI	S	Opponent		Score					
				43	A	Virginia Tech	1		9			153	A	Liberty	1		13				
				43	A	Virginia Tech	2		11			153	A	Liberty	7		5				
												156	H	Radford	1		5				
												156	H	Radford	0		6				
												177	N	Creighton	3		7				
												177	N	Creighton	0		7				
												190	H	Princeton	1		12				
												196	A	Delaware St.	4		6				
												196	A	Delaware St.	1		2				
												196	A	Delaware St.	2		7				
												204	H	Manhattan	4		12				
												204	H	Manhattan	7		10				
												216	N	Savannah St.	5		13				
												224	A	Bethune-Cookman	3		6				
												225	H	Buffalo	8		7				
												229	H	Quinnipiac	1		8				
												239	H	Drexel	5		10				
												239	N	Drexel	4		14				
												239	N	Drexel	0		1				
												240	A	Gardner-Webb	1		9				
												240	A	Gardner-Webb	4		3				
						LAST 10 GAMES						254	N	South Dakota St.	2		1				
				216	N	Savannah St.	5		13	281	A	Norfolk St.	6		7	254	N	South Dakota St.	7		13
				224	A	Bethune-Cookman	3		6	293	A	Coppin St.	14	2		255	H	UMBC	7		1
				274	N	N.C. A&T	5		4	293	A	Coppin St.	11	7		255	H	UMBC	3		12
				281	A	Norfolk St.	9		10	293	A	Coppin St.	10	9		271	H	Morgan St.	6		1
				281	A	Norfolk St.	11		4	288	H	UMES	4	3		271	H	Morgan St.	4		2

Non-Div. I Games:

Hampton

RPI	S	Opponent	Score	
271	H	Morgan St.	2	8
273	N	Holy Cross	9	10
274	N	N.C. A&T	5	4
276	N	Hartford	5	2
276	N	Hartford	6	1
280	H	Rhode Island	3	9
281	A	Norfolk St.	9	10
281	A	Norfolk St.	11	4
281	A	Norfolk St.	6	7
282	N	Sacred Heart	3	2
287	H	Howard	9	1
287	H	Howard	3	6
287	H	Howard	10	2
288	H	UMES	4	3
288	H	UMES	5	4
288	H	UMES	5	3
293	A	Coppin St.	14	2
293	A	Coppin St.	10	9
293	A	Coppin St.	11	7

Hampton

H
a
m
p
t
o
n

H
a
m
p
t
o
n

Average RPI Win:	218	WON-LOST RECORD	WINNING PCT. RANK	LAST 10 GAMES	STRENGTH OF SCHEDULE	OPP. STRENGTH OF SCHEDULE	TEAM RPI	ADJ RPI	CONF. RPI	ADJ CONF. RPI	
DIV. I ONLY	8-36-0	.18182	286	1-9-0	187	255	270	.38479	273	22	23
DIV. I NON-CONF.	4-22-0	.15385	276	0-1-0	202	283	280	.37232	282	23	24
TOTALS	RPI 1-25	RPI 26-50	W-L RECORDS	RPI 51-100	RPI 101-150	RPI 150+					
8-36-0	0-0-0	0-0-0	OVERALL	1-5-0	0-10-0	7-21-0					
1-11-0	0-0-0	0-0-0	HOME	0-0-0	0-6-0	1-5-0					
3-14-0	0-0-0	0-0-0	AWAY	1-2-0	0-4-0	2-8-0					
4-11-0	0-0-0	0-0-0	NEUTRAL	0-3-0	0-0-0	4-8-0					
4-22-0	0-0-0	0-0-0	NON-CONFERENCE	0-3-0	0-4-0	4-15-0					
0-3-0	0-0-0	0-0-0	HOME	0-0-0	0-0-0	0-3-0					
0-8-0	0-0-0	0-0-	AWAY	0-0-0	0-4-0	0-4-0					
4-11-0	0-0-0	0-0-0	NEUTRAL	0-3-0	0-0-0	4-8-0					
4-14-0	0-0-0	0-0-0	CONFERENCE	1-2-0	0-6-0	3-6-0					
1-8-0	0-0-0	0-0-0	HOME	0-0-0	0-6-0	1-2-0					
3-6-0	0-0-0	0-0-0	AWAY	1-2-0	0-0-0	2-4-0					
0-0-0	0-0-0	0-0-0	NEUTRAL	0-0-0	0-0-0	0-0-0					
RPI S Opponent	Score	RPI S Opponent	Score	RPI S Opponent	Score	RPI S Opponent	Score				
				73 N Delaware	1 7	104 A FIU	0 7				
				73 N Delaware	0 7	104 A FIU	1 9				
				75 N Indiana	1 4	112 H Army West Point	2 10				
				78 A Lehigh	4 3	112 H Army West Point	1 7				
				78 A Lehigh	1 9	112 H Army West Point	0 4				
				78 A Lehigh	0 1	120 A Marist	4 7				
						120 A Marist	1 2				
						137 H Boston U.	3 4				
						137 H Boston U.	4 11				
						137 H Boston U.	0 1				
						157 A Bucknell	5 4				
						157 A Bucknell	3 5				
						157 A Bucknell	1 5				
						174 A Stony Brook	2 11				
						174 A Stony Brook	1 2				
						177 N Creighton	0 2				
						177 N Creighton	1 3				
						192 N Providence	5 1				
						208 A Siena	2 5				
						208 A Siena	5 8				
						221 N Fairfield	2 10				
						223 N Florida A&M	1 4				
						239 N Drexel	8 1				
						239 N Drexel	3 8				
						245 H Colgate	7 4				
						245 H Colgate	1 2				
						245 H Colgate	0 2				
				LAST 10 GAMES							
				78 A Lehigh	4 3	137 H Boston U.	4 11				
				78 A Lehigh	0 1	137 H Boston U.	0 1				
				78 A Lehigh	1 9	112 H Army West Point	2 10				
				259 H Bryant	5 6	112 H Army West Point	1 7				
				137 H Boston U.	3 4	112 H Army West Point	0 4				

Non-Div. I Games:

Holy Cross

RPI	S	Opponent	Score	
248	H	Central Conn. St.	0	1
248	H	Central Conn. St.	0	10
254	N	South Dakota St.	3	14
254	N	South Dakota St.	1	3
254	N	South Dakota St.	5	8
259	H	Bryant	5	6
272	N	Hampton	10	9
275	A	Lafayette	4	9
275	A	Lafayette	9	10
275	A	Lafayette	4	1
282	N	Sacred Heart	6	1

Holy Cross

H
O
L
Y
C
R
O
S
S

H
O
L
Y
C
R
O
S
S

Non-Div. I Games:

Tie, Loss, Non-Conf,S Site, H Home, A Away, N Neutral Page 477

RPI	S	Opponent	Score	
242	A	Appalachian St.	4	9
242	A	Appalachian St.	0	8
272	N	Hampton	4	5
281	H	Norfolk St.	10	5
281	H	Norfolk St.	7	6
283	N	Fairleigh Dickinson	12	5
285	H	N.C. Central	3	2
285	H	N.C. Central	4	3
285	H	N.C. Central	8	5
286	A	Rider	11	6
286	A	Rider	9	5
288	H	UMES	3	1
288	H	UMES	3	1
289	H	South Carolina St.	5	8
289	H	South Carolina St.	10	1
289	H	South Carolina St.	9	0
293	H	Coppin St.	10	3
293	H	Coppin St.	6	1

N
.
C
.
A
&
T

N
.
C
.
A
&
T

Average RPI Win: 252		WON-LOST	WINNING	LAST 10	STRENGTH OF		OPP. STRENGTH	TEAM	ADJ		CONF.	ADJ CONF.			
Average RPI Loss: 181		RECORD	PCT. RANK	GAMES	SCHEDULE		OF SCHEDULE	RPI	RPI	RPI	RPI				
DIV. I ONLY		13-32-0	.28889	255	2-8-0		256	268	271	.38089	275	22	23		
DIV. I NON-CONF.		10-17-0	.37037	207	1-0-0		281	291	271	.38435	275	23	24		
TOTALS		RPI 1-25	RPI 26-50		W-L RECORDS		RPI 51-100		RPI 101-150		RPI 150+				
13-32-0		0-0-0	0-0-0		OVERALL		0-3-0		1-11-0		12-18-0				
5-8-0		0-0-0	0-0-0		HOME		0-0-0		0-0-0		5-8-0				
5-22-0		0-0-0	0-0-0		AWAY		0-3-0		1-11-0		4-8-0				
3-2-0		0-0-0	0-0-0		NEUTRAL		0-0-0		0-0-0		3-2-0				
10-17-0		0-0-0	0-0-0		NON-CONFERENCE		0-0-0		0-6-0		10-11-0				
3-1-0		0-0-0	0-0-0		HOME		0-0-0		0-0-0		3-1-0				
4-14-0		0-0-0	0-0-		AWAY		0-0-0		0-6-0		4-8-0				
3-2-0		0-0-0	0-0-0		NEUTRAL		0-0-0		0-0-0		3-2-0				
3-15-0		0-0-0	0-0-0		CONFERENCE		0-3-0		1-5-0		2-7-0				
2-7-0		0-0-0	0-0-0		HOME		0-0-0		0-0-0		2-7-0				
1-8-0		0-0-0	0-0-0		AWAY		0-3-0		1-5-0		0-0-0				
0-0-0		0-0-0	0-0-0		NEUTRAL		0-0-0		0-0-0		0-0-0				
RPI	S	Opponent	Score	RPI	S	Opponent	Score	RPI	S	Opponent	Score	RPI	S	Opponent	Score

Non-Div. I Games:

Lafayette

RPI	S	Opponent	Score	
255	A	UMBC	0	11
255	A	UMBC	3	0
256	H	Wagner	2	4
256	H	Wagner	5	1
273	H	Holy Cross	1	4
273	H	Holy Cross	10	9
273	H	Holy Cross	9	4
280	N	Rhode Island	11	8
280	N	Rhode Island	1	2
286	H	Rider	10	5
286	H	Rider	8	7
287	A	Howard	3	4
287	A	Howard	10	6
288	N	UMES	6	7
288	N	UMES	4	3

L
a
f
a
y
e
t
t
e

L
a
f
a
y
e
t
t
e

Lafayette

Average RPI Win: 222		WON-LOST	WINNING	LAST 10	STRENGTH OF		OPP. STRENGTH	TEAM	ADJ		CONF.	ADJ CONF.	
Average RPI Loss: 177		RECORD	PCT. RANK	GAMES	SCHEDULE		OF SCHEDULE	RPI	RPI		RPI	RPI	
DIV. I ONLY		6-45-0	.11765	292	0-10-0		121	269	275	.37758	276	24	26
DIV. I NON-CONF.		4-29-0	.12121	279	0-3-0		117	285	272	.38466	274	28	28
TOTALS		RPI 1-25	RPI 26-50		W-L RECORDS		RPI 51-100		RPI 101-150		RPI 150+		
6-45-0	0-0-0	0-0-0		OVERALL		0-5-0		0-12-0		6-28-0			
2-14-0	0-0-0	0-0-0		HOME		0-0-0		0-5-0		2-9-0			
1-17-0	0-0-0	0-0-0		AWAY		0-3-0		0-4-0		1-10-0			
3-14-0	0-0-0	0-0-0		NEUTRAL		0-2-0		0-3-0		3-9-0			
4-29-0	0-0-0	0-0-0		NON-CONFERENCE		0-5-0		0-7-0		4-17-0			
1-7-0	0-0-0	0-0-0		HOME		0-0-0		0-2-0		1-5-0			
0-10-0	0-0-0	0-0-		AWAY		0-3-0		0-2-0		0-5-0			
3-12-0	0-0-0	0-0-0		NEUTRAL		0-2-0		0-3-0		3-7-0			
2-16-0	0-0-0	0-0-0		CONFERENCE		0-0-0		0-5-0		2-11-0			
1-7-0	0-0-0	0-0-0		HOME		0-0-0		0-3-0		1-4-0			
1-7-0	0-0-0	0-0-0		AWAY		0-0-0		0-2-0		1-5-0			
0-2-0	0-0-0	0-0-0		NEUTRAL		0-0-0		0-0-0		0-2-0			
RPI	S	Opponent	Score	RPI	S	Opponent	Score	RPI	S	Opponent	Score		
						59 N Kent St.	2 6	109 N		Southern Ill.	0 5		
						61 A Longwood	4 7	112 H		Army West Point	3 5		
						61 A Longwood	2 10	112 H		Army West Point	0 7		
						61 A Longwood	0 10	120 A		Marist	3 5		
						78 N Lehigh	0 3	120 A		Marist	0 10		
								120 N		Marist	1 4		
								135 H		Maine	2 11		
								135 H		Maine	3 8		
								135 H		Maine	3 11		
								138 A		Binghamton	1 9		
								138 A		Binghamton	2 10		
								143 N		Chattanooga	2 3		
								162 H		Albany (NY)	1 9		
								162 H		Albany (NY)	2 6		
								162 N		Albany (NY)	1 7		
								168 N		Monmouth	7 11		
								168 N		Monmouth	5 4		
								169 A		UConn	0 16		
								173 N		Georgia Tech	4 3		
								174 A		Stony Brook	1 9		
								174 A		Stony Brook	1 9		
								174 A		Stony Brook	0 5		
								204 A		Manhattan	4 5		
								204 A		Manhattan	2 9		
								208 H		Siena	1 3		
								208 H		Siena	0 7		
								212 N		Green Bay	1 9		
				LAST 10 GAMES									
						255 N UMBC	0 4	112 H		Army West Point	0 7		
						162 N Albany (NY)	1 7	135 H		Maine	3 11		
						138 A Binghamton	2 10	135 H		Maine	3 8		
						138 A Binghamton	1 9	135 H		Maine	2 11		
						112 H Army West Point	3 5	169 A		UConn	0 16		

Non-Div. I Games:

Hartford

RPI	S	Opponent	Score
214	N	Winthrop	4 7
223	N	Florida A&M	4 7
229	H	Quinnipiac	3 1
229	H	Quinnipiac	0 3
240	A	Gardner-Webb	0 7
240	A	Gardner-Webb	2 7
244	N	Bowling Green	4 2
248	H	Central Conn. St.	0 9
248	H	Central Conn. St.	0 8
255	H	UMBC	0 5
255	H	UMBC	2 3
255	H	UMBC	4 0
255	N	UMBC	0 4
264	A	UMass Lowell	0 1
264	A	UMass Lowell	8 4
264	A	UMass Lowell	6 7
272	N	Hampton	2 5
272	N	Hampton	1 6
279	N	IPFW	3 12

Hartford

[illegible]

Non-Div. I Games:

Jackson St.

Average RPI Win: 247		WON-LOST	WINNING	LAST 10	STRENGTH OF		OPP. STRENGTH	TEAM	ADJ		CONF.	ADJ CONF.
Average RPI Loss: 187		RECORD	PCT. RANK	GAMES	SCHEDULE		OF SCHEDULE	RPI	RPI		RPI	RPI
DIV. I ONLY		10-38-0	.20833	279	2-8-0		236	264	279		.37448	278
DIV. I NON-CONF.		2-26-0	.07143	286	0-2-0		232	255	288		.34803	289
TOTALS		RPI 1-25	RPI 26-50		W-L RECORDS		RPI 51-100		RPI 101-150		RPI 150+	
10-38-0		0-0-0	0-0-0		OVERALL		0-2-0		0-9-0		10-27-0	
5-9-0		0-0-0	0-0-0		HOME		0-0-0		0-0-0		5-9-0	
3-22-0		0-0-0	0-0-0		AWAY		0-2-0		0-9-0		3-11-0	
2-7-0		0-0-0	0-0-0		NEUTRAL		0-0-0		0-0-0		2-7-0	
2-26-0		0-0-0	0-0-0		NON-CONFERENCE		0-2-0		0-7-0		2-17-0	
0-4-0		0-0-0	0-0-0		HOME		0-0-0		0-0-0		0-4-0	
0-15-0		0-0-0	0-0-		AWAY		0-2-0		0-7-0		0-6-0	
2-7-0		0-0-0	0-0-0		NEUTRAL		0-0-0		0-0-0		2-7-0	
8-12-0		0-0-0	0-0-0		CONFERENCE		0-0-0		0-2-0		8-10-0	
5-5-0		0-0-0	0-0-0		HOME		0-0-0		0-0-0		5-5-0	
3-7-0		0-0-0	0-0-0		AWAY		0-0-0		0-2-0		3-5-0	
0-0-0		0-0-0	0-0-0		NEUTRAL		0-0-0		0-0-0		0-0-0	
RPI S	Opponent	Score	RPI S	Opponent	Score	RPI S	Opponent	Score	RPI S	Opponent	Score	
						88 A	Syracuse	1 7	101 A	Nevada	3 4	
						88 A	Syracuse	0 5	101 A	Nevada	3 4	
									101 A	Nevada	0 2	
									120 A	Marist	0 1	
									120 A	Marist	3 6	
									127 A	Elon	2 7	
									127 A	Elon	0 8	
									138 A	Binghamton	0 13	
									138 A	Binghamton	1 15	
									154 A	Akron	0 8	
									154 A	Akron	0 2	
									154 N	Akron	0 6	
									168 H	Monmouth	2 1	
									168 H	Monmouth	3 10	
									177 N	Creighton	1 10	
									179 A	Youngstown St.	1 3	
									193 N	Robert Morris	5 7	
									204 A	Manhattan	1 4	
									204 A	Manhattan	5 3	
									205 A	Cleveland St.	9 10	
									205 A	Cleveland St.	4 5	
									205 A	Cleveland St.	4 6	
									208 A	Siena	5 9	
									208 A	Siena	3 5	
									211 N	Morehead St.	3 4	
									221 H	Fairfield	1 15	
									221 H	Fairfield	2 1	
LAST 10 GAMES												
						229 A	Quinnipiac	0 5	225 H	Buffalo	3 5	
						229 A	Quinnipiac	0 3	168 H	Monmouth	3 10	
						208 A	Siena	3 5	168 H	Monmouth	2 1	
						208 A	Siena	5 9	286 H	Rider	10 2	
						225 H	Buffalo	2 6	286 H	Rider	4 5	

Non-Div. I Games:

Niagara

RPI	S	Opponent	Score	
225	H	Buffalo	2	6
225	H	Buffalo	3	5
229	A	Quinnipiac	0	3
229	A	Quinnipiac	0	5
244	N	Bowling Green	4	1
246	H	St. Bonaventure	2	5
246	H	St. Bonaventure	3	10
247	H	Canisius	1	0
247	H	Canisius	1	7
248	N	Central Conn. St.	1	6
254	N	South Dakota St.	5	2
261	H	Iona	1	6
261	H	Iona	4	1
270	N	Oakland	1	2
282	N	Sacred Heart	2	10
286	H	Rider	4	5
286	H	Rider	10	2
290	A	Saint Peter's	9	5
290	A	Saint Peter's	11	8

Niagara

N
i
a
g
a
r
a

N
i
a
g
a
r
a

Average RPI Win: 233		WON-LOST	WINNING	LAST 10	STRENGTH OF		OPP. STRENGTH	TEAM	ADJ		CONF.	ADJ CONF.			
Average RPI Loss: 174		RECORD	PCT. RANK	GAMES	SCHEDULE		OF SCHEDULE	RPI	RPI		RPI	RPI			
DIV. I ONLY		11-40-0	.21569	278	1-9-0		259	222	282		.37327	279			
DIV. I NON-CONF.		9-24-0	.27273	248	0-3-0		256	211	268		.39348	269			
TOTALS		RPI 1-25	RPI 26-50		W-L RECORDS		RPI 51-100		RPI 101-150		RPI 150+				
11-40-0		0-0-0	0-2-0		OVERALL		0-6-0		2-5-0		9-27-0				
1-9-0		0-0-0	0-0-0		HOME		0-0-0		0-0-0		1-9-0				
3-14-0		0-0-0	0-1-0		AWAY		0-3-0		1-0-0		2-10-0				
7-17-0		0-0-0	0-1-0		NEUTRAL		0-3-0		1-5-0		6-8-0				
9-24-0		0-0-0	0-2-0		NON-CONFERENCE		0-3-0		2-5-0		7-14-0				
0-1-0		0-0-0	0-0-0		HOME		0-0-0		0-0-0		0-1-0				
2-6-0		0-0-0	0-0-		AWAY		0-0-0		1-0-0		1-5-0				
7-17-0		0-0-0	0-1-0		NEUTRAL		0-3-0		1-5-0		6-8-0				
2-16-0		0-0-0	0-0-0		CONFERENCE		0-3-0		0-0-0		2-13-0				
1-8-0		0-0-0	0-0-0		HOME		0-0-0		0-0-0		1-8-0				
1-8-0		0-0-0	0-0-0		AWAY		0-3-0		0-0-0		1-5-0				
0-0-0		0-0-0	0-0-0		NEUTRAL		0-0-0		0-0-0		0-0-0				
RPI	S	Opponent	Score	RPI	S	Opponent	Score	RPI	S	Opponent	Score	RPI	S	Opponent	Score
				26	A	Notre Dame	0 5	52	A	North Dakota St.	0 8	110	N	Dayton	1 8
				41	N	Texas St.	0 9	52	A	North Dakota St.	0 8	116	N	Villanova	1 8
								52	A	North Dakota St.	8 13	134	N	Wright St.	4 2
								58	N	Col. of Charleston	2 11	134	N	Wright St.	4 6
								70	N	Towson	5 12	135	N	Maine	4 7
								92	N	Nicholls St.	2 3	143	A	Chattanooga	7 5
												148	N	East Carolina	1 5
												165	N	Ill.-Chicago	0 9
												171	H	Omaha	6 17
												171	H	Omaha	1 19
												171	H	Omaha	11 21
												176	N	UT Martin	1 6
												182	N	Western Mich.	0 4
												187	A	Charleston So.	2 3
												187	A	Charleston So.	4 9
												189	A	Toledo	1 5
												189	A	Toledo	1 3
												197	N	Southeastern La.	2 4
												220	A	Western Ill.	4 13
												220	A	Western Ill.	7 9
												220	A	Western Ill.	1 3
												222	H	Valparaiso	0 6
												235	N	Incarnate Word	1 5
												237	A	IUPUI	0 8
												237	A	IUPUI	1 3
												237	A	IUPUI	6 4
												243	H	South Dakota	1 10
LAST 10 GAMES															
				220	A	Western Ill.	1 3	254	H	South Dakota St.	0 3				
				220	A	Western Ill.	4 13	222	H	Valparaiso	0 6				
				220	A	Western Ill.	7 9	189	A	Toledo	1 5				
				254	H	South Dakota St.	1 12	189	A	Toledo	1 3				
				254	H	South Dakota St.	2 16	237	A	IUPUI	6 4				

Non-Div. I Games:

IPFW

RPI	S	Opponent	Score	
243	H	South Dakota	6	10
243	H	South Dakota	3	2
244	A	Bowling Green	6	4
244	A	Bowling Green	4	9
244	N	Bowling Green	2	1
249	N	Georgetown	6	13
250	N	Detroit	3	1
254	H	South Dakota St.	2	16
254	H	South Dakota St.	1	12
254	H	South Dakota St.	0	3
257	N	Cornell	13	7
264	N	UMass Lowell	6	5
267	N	Northern Ky.	4	9
267	N	Northern Ky.	8	0
276	N	Hartford	12	3
277	N	Jackson St.	9	11

IPFW

I
P
F
W

I
P
F
W

Average RPI Win:	220	WON-LOST	WINNING	LAST 10	STRENGTH OF	OPP. STRENGTH	TEAM	ADJ	CONF.	ADJ CONF.		
Average RPI Loss:	203	RECORD	PCT. RANK	GAMES	SCHEDULE	OF SCHEDULE	RPI	RPI	RPI	RPI		
DIV. I ONLY		12-32-0	.27273	261	0-10-0	252	275	273	.37294	280	21	21
DIV. I NON-CONF.		9-13-0	.40909	193	0-1-0	260	292	252	.39976	265	22	22
<hr/>												
TOTALS	RPI 1-25	RPI 26-50		W-L RECORDS		RPI 51-100		RPI 101-150		RPI 150+		
12-32-0	0-0-0	0-0-0		OVERALL		0-3-0		2-5-0		10-24-0		
3-13-0	0-0-0	0-0-0		HOME		0-3-0		2-2-0		1-8-0		
6-12-0	0-0-0	0-0-0		AWAY		0-0-0		0-3-0		6-9-0		
3-7-0	0-0-0	0-0-0		NEUTRAL		0-0-0		0-0-0		3-7-0		
9-13-0	0-0-0	0-0-0		NON-CONFERENCE		0-0-0		2-2-0		7-11-0		
2-4-0	0-0-0	0-0-0		HOME		0-0-0		2-1-0		0-3-0		
4-3-0	0-0-0	0-0-		AWAY		0-0-0		0-1-0		4-2-0		
3-6-0	0-0-0	0-0-0		NEUTRAL		0-0-0		0-0-0		3-6-0		
3-19-0	0-0-0	0-0-0		CONFERENCE		0-3-0		0-3-0		3-13-0		
1-9-0	0-0-0	0-0-0		HOME		0-3-0		0-1-0		1-5-0		
2-9-0	0-0-0	0-0-0		AWAY		0-0-0		0-2-0		2-7-0		
0-1-0	0-0-0	0-0-0		NEUTRAL		0-0-0		0-0-0		0-1-0		
RPI	S	Opponent	Score	RPI	S	Opponent	Score	RPI	S	Opponent	Score	
						63 H Fordham	4 13	108 A UNCW		3 10		
						63 H Fordham	4 12	110 H Dayton		5 12		
						63 H Fordham	1 12	122 H Harvard		4 2		
								135 H Maine		0 9		
								135 H Maine		10 9		
								141 A Massachusetts		0 3		
								141 A Massachusetts		2 7		
								153 A Liberty		7 3		
								166 A Saint Louis		0 11		
								166 A Saint Louis		1 9		
								166 A Saint Louis		4 2		
								196 N Delaware St.		2 3		
								196 N Delaware St.		2 11		
								209 A George Mason		1 4		
								209 A George Mason		2 0		
								209 A George Mason		0 4		
								221 H Fairfield		0 10		
								225 N Buffalo		5 13		
								229 N Quinnipiac		4 3		
								231 H George Washington		3 6		
								231 H George Washington		4 5		
								231 H George Washington		1 0		
				LAST 10 GAMES								
				241 H La Salle	4 6	246 A St. Bonaventure	3 8	241 H La Salle		4 8		
				241 H La Salle	4 8	221 H Fairfield	0 10	241 H La Salle		4 6		
				241 H La Salle	0 9	63 H Fordham	4 12	241 H La Salle		0 9		
				246 A St. Bonaventure	2 8	63 H Fordham	1 12	241 N La Salle		4 6		
				246 A St. Bonaventure	4 5	63 H Fordham	4 13	246 A St. Bonaventure		4 5		

Non-Div. I Games:

Rhode Island

RPI	S	Opponent	Score
246	A	St. Bonaventure	3 8
246	A	St. Bonaventure	2 8
264	H	UMass Lowell	7 11
264	H	UMass Lowell	2 8
272	A	Hampton	9 3
275	N	Lafayette	8 11
275	N	Lafayette	2 1
281	A	Norfolk St.	4 8
281	A	Norfolk St.	3 4
281	A	Norfolk St.	3 2
281	A	Norfolk St.	9 6
281	N	Norfolk St.	0 8
281	N	Norfolk St.	2 10
282	N	Sacred Heart	3 0

Rhode Island

Average RPI Win: 278		WON-LOST	WINNING	LAST 10	STRENGTH OF		OPP. STRENGTH	TEAM	ADJ	CONF.	ADJ CONF.
Average RPI Loss: 225		RECORD	PCT. RANK	GAMES	SCHEDULE		OF SCHEDULE	RPI	RPI	RPI	RPI
DIV. I ONLY		18-25-0	.4186	192	4-6-0		290	292	280	.37292	281
DIV. I NON-CONF.		5-14-0	.26316	254	0-2-0		283	289	286	.36061	285
TOTALS		RPI 1-25	RPI 26-50		W-L RECORDS		RPI 51-100		RPI 101-150		RPI 150+
18-25-0	0-0-0	0-0-0		OVERALL		0-2-0		0-0-0		18-23-0	
9-11-0	0-0-0	0-0-0		HOME		0-0-0		0-0-0		9-11-0	
5-11-0	0-0-0	0-0-0		AWAY		0-2-0		0-0-0		5-9-0	
4-3-0	0-0-0	0-0-0		NEUTRAL		0-0-0		0-0-0		4-3-0	
5-14-0	0-0-0	0-0-0		NON-CONFERENCE		0-2-0		0-0-0		5-12-0	
2-8-0	0-0-0	0-0-0		HOME		0-0-0		0-0-0		2-8-0	
0-5-0	0-0-0	0-0-		AWAY		0-2-0		0-0-0		0-3-0	
3-1-0	0-0-0	0-0-0		NEUTRAL		0-0-0		0-0-0		3-1-0	
13-11-0	0-0-0	0-0-0		CONFERENCE		0-0-0		0-0-0		13-11-0	
7-3-0	0-0-0	0-0-0		HOME		0-0-0		0-0-0		7-3-0	
5-6-0	0-0-0	0-0-0		AWAY		0-0-0		0-0-0		5-6-0	
1-2-0	0-0-0	0-0-0		NEUTRAL		0-0-0		0-0-0		1-2-0	
RPI S	Opponent	Score	RPI S	Opponent	Score	RPI S	Opponent	Score	RPI S	Opponent	Score
						70 A	Towson	0 8	153 A	Liberty	1 9
						70 A	Towson	2 10	156 H	Radford	0 3
									156 H	Radford	0 8
									196 A	Delaware St.	0 8
									196 A	Delaware St.	7 5
									196 A	Delaware St.	9 11
									196 N	Delaware St.	2 10
									223 N	Florida A&M	3 15
									231 H	George Washington	6 8
									231 H	George Washington	1 9
									239 H	Drexel	3 13
									239 H	Drexel	5 6
									241 N	La Salle	2 6
									255 A	UMBC	2 10
									255 A	UMBC	1 5
									271 H	Morgan St.	2 9
									271 H	Morgan St.	5 3
									271 N	Morgan St.	12 8
									272 H	Hampton	4 11
									272 H	Hampton	7 6
									272 H	Hampton	10 9
									274 A	N.C. A&T	5 10
									274 A	N.C. A&T	6 7
									280 H	Rhode Island	4 3
									280 H	Rhode Island	8 4
									280 H	Rhode Island	6 9
									280 H	Rhode Island	2 3
LAST 10 GAMES											
						196 N	Delaware St.	2 10	272 H	Hampton	7 6
						271 N	Morgan St.	12 8	255 A	UMBC	2 10
						223 N	Florida A&M	3 15	255 A	UMBC	1 5
						272 H	Hampton	10 9	288 A	UMES	18 13
						272 H	Hampton	4 11	288 A	UMES	1 2

Non-Div. I Games:

Norfolk St.

RPI	S	Opponent	Score	
280	N	Rhode Island	10	2
280	N	Rhode Island	8	0
282	N	Sacred Heart	7	6
285	H	N.C. Central	2	7
285	H	N.C. Central	9	1
287	A	Howard	4	2
287	A	Howard	11	5
287	A	Howard	2	3
288	A	UMES	1	2
288	A	UMES	14	4
288	A	UMES	18	13
293	H	Coppin St.	6	5
293	H	Coppin St.	11	5
293	H	Coppin St.	8	0

Norfolk St.

N
o
r
f
o
l
k
S
t
.

N
o
r
f
o
l
k
S
t
.

S
a
c
r
e
d
H
e
a
r
t

Sacred Heart

Sacred Heart

Average RPI Win:	254	WON-LOST	WINNING	LAST 10	STRENGTH OF	OPP. STRENGTH	TEAM	ADJ	CONF.	ADJ CONF.		
Average RPI Loss:	192	RECORD	PCT. RANK	GAMES	SCHEDULE	OF SCHEDULE	RPI	RPI	RPI	RPI		
DIV. I ONLY		12-34-0	.26087	265	2-8-0	266	271	281	.37091	283	30	29
DIV. I NON-CONF.		7-23-0	.23333	262	0-1-0	251	284	278	.37323	280	29	29
<hr/>												
TOTALS	RPI 1-25	RPI 26-50		W-L RECORDS		RPI 51-100		RPI 101-150		RPI 150+		
12-34-0	0-0-0	0-1-0		OVERALL		0-0-0		1-11-0		11-22-0		
6-6-0	0-0-0	0-0-0		HOME		0-0-0		0-0-0		6-6-0		
4-20-0	0-0-0	0-0-0		AWAY		0-0-0		1-9-0		3-11-0		
2-8-0	0-0-0	0-1-0		NEUTRAL		0-0-0		0-2-0		2-5-0		
<hr/>												
7-23-0	0-0-0	0-1-0		NON-CONFERENCE		0-0-0		1-7-0		6-15-0		
2-2-0	0-0-0	0-0-0		HOME		0-0-0		0-0-0		2-2-0		
3-13-0	0-0-0	0-0-		AWAY		0-0-0		1-5-0		2-8-0		
2-8-0	0-0-0	0-1-0		NEUTRAL		0-0-0		0-2-0		2-5-0		
<hr/>												
5-11-0	0-0-0	0-0-0		CONFERENCE		0-0-0		0-4-0		5-7-0		
4-4-0	0-0-0	0-0-0		HOME		0-0-0		0-0-0		4-4-0		
1-7-0	0-0-0	0-0-0		AWAY		0-0-0		0-4-0		1-3-0		
0-0-0	0-0-0	0-0-0		NEUTRAL		0-0-0		0-0-0		0-0-0		
<hr/>												
RPI S	Opponent	Score	RPI S	Opponent	Score	RPI S	Opponent	Score	RPI S	Opponent	Score	
			50 N	Samford	3 10				106 A	St. John's (NY)	0 8	
									111 A	Loyola Marymount	1 11	
									111 A	Loyola Marymount	12 11	
									122 N	Harvard	1 6	
									122 N	Harvard	2 5	
									127 A	Elon	0 6	
									127 A	Elon	4 9	
									127 A	Elon	1 5	
									132 A	LIU Brooklyn	0 8	
									132 A	LIU Brooklyn	5 7	
									145 A	Saint Francis (PA)	1 4	
									145 A	Saint Francis (PA)	4 6	
									168 N	Monmouth	0 12	
									168 N	Monmouth	2 11	
									174 A	Stony Brook	3 11	
									193 A	Robert Morris	0 3	
									193 A	Robert Morris	0 4	
									204 A	Manhattan	3 7	
									204 N	Manhattan	2 11	
									208 A	Siena	3 13	
									208 A	Siena	2 7	
			LAST 10 GAMES						229 A	Quinnipiac	2 8	
			193 A	Robert Morris	0 4	259 H	Bryant	3 5	229 A	Quinnipiac	1 7	
			193 A	Robert Morris	0 3	256 H	Wagner	1 0	247 N	Canisius	4 3	
			145 A	Saint Francis (PA)	4 6	256 H	Wagner	0 9	247 N	Canisius	0 6	
			145 A	Saint Francis (PA)	1 4	204 A	Manhattan	3 7	248 H	Central Conn. St.	5 3	
			259 H	Bryant	2 3	282 A	Sacred Heart	5 3	248 H	Central Conn. St.	7 10	

Non-Div. I Games:

Fairleigh Dickinson

Fairleigh Dickinson

Average RPI Win: 268		WON-LOST	WINNING	LAST 10	STRENGTH OF		OPP. STRENGTH	TEAM	ADJ	CONF.	ADJ CONF.			
Average RPI Loss: 189		RECORD	PCT. RANK	GAMES	SCHEDULE		OF SCHEDULE	RPI	RPI	RPI	RPI			
DIV. I ONLY		11-32-0	.25581	266	5-5-0		288	272	285	.35495	284			
DIV. I NON-CONF.		1-21-0	.04545	290	0-2-0		204	171	287	.35871	287			
TOTALS		RPI 1-25	RPI 26-50		W-L RECORDS		RPI 51-100		RPI 101-150		RPI 150+			
11-32-0	0-0-0	0-3-0		OVERALL		0-2-0		0-3-0		11-24-0				
4-6-0	0-0-0	0-0-0		HOME		0-0-0		0-0-0		4-6-0				
6-17-0	0-0-0	0-2-0		AWAY		0-1-0		0-2-0		6-9-0				
1-9-0	0-0-0	0-0-0		NEUTRAL		0-1-0		0-1-0		1-7-0				
1-21-0	0-0-0	0-3-0		NON-CONFERENCE		0-2-0		0-3-0		1-13-0				
0-1-0	0-0-0	0-0-0		HOME		0-0-0		0-0-0		0-1-0				
1-13-0	0-0-0	0-0-		AWAY		0-1-0		0-2-0		1-7-0				
0-7-0	0-0-0	0-0-0		NEUTRAL		0-1-0		0-1-0		0-5-0				
10-11-0	0-0-0	0-0-0		CONFERENCE		0-0-0		0-0-0		10-11-0				
4-5-0	0-0-0	0-0-0		HOME		0-0-0		0-0-0		4-5-0				
5-4-0	0-0-0	0-0-0		AWAY		0-0-0		0-0-0		5-4-0				
1-2-0	0-0-0	0-0-0		NEUTRAL		0-0-0		0-0-0		1-2-0				
RPI	S	Opponent	Score		RPI	S	Opponent	Score		RPI	S	Opponent	Score	
38	A	Mississippi St.	1	2	57	A	Jacksonville St.	2	4	105	N	Ga. Southern	2	7
50	A	Samford	0	11	89	N	Houston	0	8	121	A	Kennesaw St.	0	8
50	A	Samford	2	13						121	A	Kennesaw St.	7	8
										158	A	ETSU	0	6
										158	A	ETSU	6	3
										176	N	UT Martin	3	11
										182	N	Western Mich.	0	8
										183	N	Tennessee Tech	1	20
										197	A	Southeastern La.	5	10
										197	A	Southeastern La.	7	9
										197	A	Southeastern La.	1	10
										197	A	Southeastern La.	1	9
										207	H	Middle Tenn.	4	9
										211	N	Morehead St.	3	11
										211	N	Morehead St.	3	11
										226	A	Belmont	0	8
										226	A	Belmont	2	7
										236	N	Texas Southern	1	9
										238	H	Alabama St.	7	6
										238	H	Alabama St.	7	9
										238	H	Alabama St.	7	6
LAST 10 GAMES										251	A	Alcorn	2	5
291	N	Prairie View	4	2	238	H	Alabama St.	7	6	251	A	Alcorn	4	5
251	N	Alcorn	1	8	50	A	Samford	0	11	251	A	Alcorn	3	4
236	N	Texas Southern	1	9	50	A	Samford	2	13	251	N	Alcorn	1	8
238	H	Alabama St.	7	6	277	A	Jackson St.	9	5	265	H	Mississippi Val.	6	14
238	H	Alabama St.	7	9	277	A	Jackson St.	7	4	265	H	Mississippi Val.	12	20
Non-Div. I Games:		Tuskegee	8	4	Martin Methodist	4	7	Tuskegee	4	6	Martin Methodist	2	6	
Alabama A&M														

RPI	S	Opponent	Score	
265	H	Mississippi Val.	1	7
277	A	Jackson St.	9	5
277	A	Jackson St.	7	4
277	A	Jackson St.	9	10
291	N	Prairie View	4	2
294	H	Grambling	23	6
294	H	Grambling	4	8
294	H	Grambling	11	1
295	A	Ark.-Pine Bluff	6	1
295	A	Ark.-Pine Bluff	3	2
295	A	Ark.-Pine Bluff	2	1

Alabama A&M

A
l
a
b
a
m
a
A
&
M

A
l
a
b
a
m
a
A
&
M

Average RPI Win: 276		WON-LOST RECORD		WINNING PCT. RANK		LAST 10 GAMES		STRENGTH OF SCHEDULE		OPP. STRENGTH OF SCHEDULE		TEAM RPI		ADJ RPI		CONF. RPI		ADJ CONF. RPI	
DIV. I ONLY		8-42-0		.16 289		4-6-0		270		261		286		.35375 285		31		31	
DIV. I NON-CONF.		2-27-0		.06897 288		2-2-0		175		187		282		.37271 281		31		31	
TOTALS		RPI 1-25		RPI 26-50		W-L RECORDS		RPI 51-100		RPI 101-150		RPI 150+							
8-42-0		0-0-0		0-3-0		OVERALL		0-5-0		0-6-0		8-28-0							
3-11-0		0-0-0		0-0-0		HOME		0-1-0		0-0-0		3-10-0							
3-21-0		0-0-0		0-3-0		AWAY		0-2-0		0-4-0		3-12-0							
2-10-0		0-0-0		0-0-0		NEUTRAL		0-2-0		0-2-0		2-6-0							
2-27-0		0-0-0		0-3-0		NON-CONFERENCE		0-5-0		0-6-0		2-13-0							
0-4-0		0-0-0		0-0-0		HOME		0-1-0		0-0-0		0-3-0							
0-13-0		0-0-0		0-0-		AWAY		0-2-0		0-4-0		0-4-0							
2-10-0		0-0-0		0-0-0		NEUTRAL		0-2-0		0-2-0		2-6-0							
6-15-0		0-0-0		0-0-0		CONFERENCE		0-0-0		0-0-0		6-15-0							
3-7-0		0-0-0		0-0-0		HOME		0-0-0		0-0-0		3-7-0							
3-8-0		0-0-0		0-0-0		AWAY		0-0-0		0-0-0		3-8-0							
0-0-0		0-0-0		0-0-0		NEUTRAL		0-0-0		0-0-0		0-0-0							
RPI	S	Opponent		Score		RPI	S	Opponent		Score		RPI	S	Opponent		Score			
46	A	Louisville		0	5	54	A	USC Upstate		0	4	108	A	UNCW		0	10		
46	A	Louisville		0	8	54	A	USC Upstate		0	14	108	A	UNCW		2	4		
46	A	Louisville		0	9	59	N	Kent St.		1	6	114	N	Rutgers		0	6		
						59	N	Kent St.		0	3	114	N	Rutgers		1	4		
						96	H	Charlotte		1	6	121	A	Kennesaw St.		2	3		
												123	A	UNCG		6	8		
												157	N	Bucknell		0	8		
												157	N	Bucknell		0	8		
												172	A	Presbyterian		1	9		
												172	A	Presbyterian		2	8		
												173	A	Georgia Tech		0	7		
												173	A	Georgia Tech		2	3		
												215	N	Loyola Chicago		0	9		
												216	H	Savannah St.		0	9		
												216	H	Savannah St.		2	5		
												216	H	Savannah St.		11	15		
												223	H	Florida A&M		4	7		
												223	H	Florida A&M		2	4		
												223	H	Florida A&M		1	10		
												224	A	Bethune-Cookman		2	3		
												224	A	Bethune-Cookman		0	4		
												224	A	Bethune-Cookman		2	9		
												230	N	Brown		2	5		
												230	N	Brown		0	8		
												239	H	Drexel		6	7		
												240	H	Gardner-Webb		0	4		
												240	H	Gardner-Webb		10	11		
LAST 10 GAMES																			
242	N	Appalachian St.		9	7	289	A	South Carolina St.		7	0	230	N	Brown		0	8		
242	N	Appalachian St.		8	5	289	A	South Carolina St.		4	3	239	H	Drexel		6	7		
274	A	N.C. A&T		2	3	46	A	Louisville		0	8	240	H	Gardner-Webb		0	4		
274	A	N.C. A&T		5	8	46	A	Louisville		0	9	240	H	Gardner-Webb		10	11		
274	A	N.C. A&T		3	4														

Non-Div. I Games:

N.C. Central

N.C. Central

Average RPI Win:	256	WON-LOST RECORD	WINNING PCT. RANK	LAST 10 GAMES	STRENGTH OF SCHEDULE	OPP. STRENGTH OF SCHEDULE	TEAM RPI	ADJ RPI	CONF. RPI	ADJ CONF. RPI		
Average RPI Loss:	202											
DIV. I ONLY		8-42-0	.16	289	2-8-0	239	280	284	.34952	286	29	30
DIV. I NON-CONF.		3-27-0	.1	283	0-3-0	243	287	289	.33907	290	30	30
<hr/>												
TOTALS	RPI 1-25	RPI 26-50		W-L RECORDS		RPI 51-100		RPI 101-150		RPI 150+		
8-42-0	0-0-0	0-0-0		OVERALL		0-1-0		0-6-0		8-35-0		
3-18-0	0-0-0	0-0-0		HOME		0-0-0		0-6-0		3-12-0		
4-13-0	0-0-0	0-0-0		AWAY		0-0-0		0-0-0		4-12-0		
1-11-0	0-0-0	0-0-0		NEUTRAL		0-1-0		0-0-0		1-10-0		
3-27-0	0-0-0	0-0-0		NON-CONFERENCE		0-1-0		0-4-0		3-22-0		
0-11-0	0-0-0	0-0-0		HOME		0-0-0		0-4-0		0-7-0		
2-5-0	0-0-0	0-0-		AWAY		0-0-0		0-0-0		2-5-0		
1-11-0	0-0-0	0-0-0		NEUTRAL		0-1-0		0-0-0		1-10-0		
5-15-0	0-0-0	0-0-0		CONFERENCE		0-0-0		0-2-0		5-13-0		
3-7-0	0-0-0	0-0-0		HOME		0-0-0		0-2-0		3-5-0		
2-8-0	0-0-0	0-0-0		AWAY		0-0-0		0-0-0		2-8-0		
0-0-0	0-0-0	0-0-0		NEUTRAL		0-0-0		0-0-0		0-0-0		
RPI	S	Opponent	Score	RPI	S	Opponent	Score	RPI	S	Opponent	Score	

Non-Div. I Games:

Rider

RPI	S	Opponent	Score
229	H	Quinnipiac	0 8
229	H	Quinnipiac	3 9
230	N	Brown	2 20
239	A	Drexel	2 6
239	N	Drexel	0 5
242	N	Appalachian St.	0 8
247	A	Canisius	6 11
247	A	Canisius	3 10
256	N	Wagner	5 14
260	A	Columbia	1 2
261	A	Iona	5 8
261	A	Iona	5 2
274	H	N.C. A&T	5 9
274	H	N.C. A&T	6 11
275	A	Lafayette	5 10
275	A	Lafayette	7 8
278	A	Niagara	5 4
278	A	Niagara	2 10
283	A	Fairleigh Dickinson	5 4
283	A	Fairleigh Dickinson	6 3
290	H	Saint Peter's	9 7
290	H	Saint Peter's	14 12

Rider

Average RPI Win: 280		WON-LOST RECORD	WINNING PCT. RANK	LAST 10 GAMES	STRENGTH OF SCHEDULE	OPP. STRENGTH OF SCHEDULE	TEAM RPI	ADJ RPI	CONF. RPI	ADJ CONF. RPI					
Average RPI Loss: 217															
DIV. I ONLY		8-31-0	.20513 280	4-6-0	278	291	287	.34268 287	31	31					
DIV. I NON-CONF.		2-18-0	.1 283	0-0-0	155	290	284	.36456 284	31	31					
<hr/>															
TOTALS		RPI 1-25		RPI 26-50		W-L RECORDS		RPI 51-100		RPI 101-150		RPI 150+			
8-31-0		0-0-0		0-1-0		OVERALL		0-1-0		0-4-0		8-25-0			
2-10-0		0-0-0		0-0-0		HOME		0-0-0		0-0-0		2-10-0			
6-11-0		0-0-0		0-0-0		AWAY		0-0-0		0-1-0		6-10-0			
0-10-0		0-0-0		0-1-0		NEUTRAL		0-1-0		0-3-0		0-5-0			
2-18-0		0-0-0		0-1-0		NON-CONFERENCE		0-1-0		0-4-0		2-12-0			
1-2-0		0-0-0		0-0-0		HOME		0-0-0		0-0-0		1-2-0			
1-6-0		0-0-0		0-0-		AWAY		0-0-0		0-1-0		1-5-0			
0-10-0		0-0-0		0-1-0		NEUTRAL		0-1-0		0-3-0		0-5-0			
6-13-0		0-0-0		0-0-0		CONFERENCE		0-0-0		0-0-0		6-13-0			
1-8-0		0-0-0		0-0-0		HOME		0-0-0		0-0-0		1-8-0			
5-5-0		0-0-0		0-0-0		AWAY		0-0-0		0-0-0		5-5-0			
0-0-0		0-0-0		0-0-0		NEUTRAL		0-0-0		0-0-0		0-0-0			
RPI S	Opponent	Score		RPI S	Opponent	Score		RPI S	Opponent	Score		RPI S	Opponent	Score	
				50 N	Samford	4	11	98 N	Eastern Ky.	1	11	106 A	St. John's (NY)	1	8
												112 N	Army West Point	0	7
												120 N	Marist	2	8
												120 N	Marist	1	11
												154 N	Akron	0	9
												171 N	Omaha	2	13
												196 H	Delaware St.	1	6
												196 H	Delaware St.	1	14
												196 H	Delaware St.	1	10
												204 N	Manhattan	0	6
												209 A	George Mason	0	4
												209 H	George Mason	1	21
												238 A	Alabama St.	4	6
												240 N	Gardner-Webb	0	1
												255 A	UMBC	6	4
												255 A	UMBC	5	8
												258 A	Mt. St. Mary's	0	6
												258 A	Mt. St. Mary's	7	11
												271 H	Morgan St.	7	16
												271 H	Morgan St.	2	3
												271 H	Morgan St.	3	11
				LAST 10 GAMES								272 A	Hampton	1	9
				288 A	UMES	5	1	293 A	Coppin St.	7	11	272 A	Hampton	6	3
				288 A	UMES	15	6	293 A	Coppin St.	8	16	272 A	Hampton	2	10
				196 H	Delaware St.	1	10	293 A	Coppin St.	10	0	275 H	Lafayette	4	3
				196 H	Delaware St.	1	6	281 H	Norfolk St.	2	4	275 H	Lafayette	6	10
				196 H	Delaware St.	1	14	281 H	Norfolk St.	3	2	281 H	Norfolk St.	3	2

Howard

RPI	S	Opponent	Score
281	H	Norfolk St.	5 11
281	H	Norfolk St.	2 4
283	N	Fairleigh Dickinson	1 6
285	A	N.C. Central	5 9
285	A	N.C. Central	10 4
288	A	UMES	5 1
288	A	UMES	15 6
293	A	Coppin St.	7 11
293	A	Coppin St.	10 0
293	A	Coppin St.	8 16

Howard

Average RPI Win:	265	WON-LOST RECORD	WINNING PCT. RANK	LAST 10 GAMES	STRENGTH OF SCHEDULE	OPP. STRENGTH OF SCHEDULE	TEAM RPI	ADJ RPI	CONF. RPI	ADJ CONF. RPI		
Average RPI Loss:	246											
DIV. I ONLY		11-30-0	.26829	264	2-8-0	293	290	289	.33101	288	31	31
DIV. I NON-CONF.		4-10-0	.28571	235	0-2-0	268	280	276	.38647	271	31	31
<hr/>												
TOTALS	RPI 1-25	RPI 26-50		W-L RECORDS		RPI 51-100		RPI 101-150		RPI 150+		
11-30-0	0-0-0	0-0-0		OVERALL		0-2-0		0-0-0		11-28-0		
3-7-0	0-0-0	0-0-0		HOME		0-0-0		0-0-0		3-7-0		
5-20-0	0-0-0	0-0-0		AWAY		0-0-0		0-0-0		5-20-0		
3-3-0	0-0-0	0-0-0		NEUTRAL		0-2-0		0-0-0		3-1-0		
<hr/>												
4-10-0	0-0-0	0-0-0		NON-CONFERENCE		0-2-0		0-0-0		4-8-0		
1-1-0	0-0-0	0-0-0		HOME		0-0-0		0-0-0		1-1-0		
2-6-0	0-0-0	0-0-		AWAY		0-0-0		0-0-0		2-6-0		
1-3-0	0-0-0	0-0-0		NEUTRAL		0-2-0		0-0-0		1-1-0		
<hr/>												
7-20-0	0-0-0	0-0-0		CONFERENCE		0-0-0		0-0-0		7-20-0		
2-6-0	0-0-0	0-0-0		HOME		0-0-0		0-0-0		2-6-0		
3-14-0	0-0-0	0-0-0		AWAY		0-0-0		0-0-0		3-14-0		
2-0-0	0-0-0	0-0-0		NEUTRAL		0-0-0		0-0-0		2-0-0		
<hr/>												
RPI	S	Opponent	Score	RPI	S	Opponent	Score	RPI	S	Opponent	Score	
						</						

Non-Div. I Games:

UMES

RPI	S	Opponent	Score	
281	H	Norfolk St.	4	14
285	A	N.C. Central	0	6
285	A	N.C. Central	4	13
287	H	Howard	6	15
287	H	Howard	1	5
289	A	South Carolina St.	2	4
289	A	South Carolina St.	14	7
293	A	Coppin St.	7	2
293	A	Coppin St.	2	3
293	A	Coppin St.	1	4
293	N	Coppin St.	11	6
293	N	Coppin St.	10	3

UMES

U
M
E
S

U
M
E
S

Average RPI Win: 282		WON-LOST	WINNING	LAST 10	STRENGTH OF		OPP. STRENGTH	TEAM	ADJ		CONF.	ADJ CONF.
Average RPI Loss: 211		RECORD	PCT. RANK	GAMES	SCHEDULE		OF SCHEDULE	RPI	RPI		RPI	RPI
DIV. I ONLY		3-26-0	.10345	293	1-9-0		279	284	291		31	31
DIV. I NON-CONF.		0-13-0	0	291	0-2-0		164	273	290		31	31
TOTALS		RPI 1-25	RPI 26-50		W-L RECORDS		RPI 51-100		RPI 101-150		RPI 150+	
3-26-0		0-0-0	0-0-0		OVERALL		0-2-0		0-2-0		3-22-0	
2-11-0		0-0-0	0-0-0		HOME		0-0-0		0-0-0		2-11-0	
1-12-0		0-0-0	0-0-0		AWAY		0-2-0		0-2-0		1-7-0	
0-3-0		0-0-0	0-0-0		NEUTRAL		0-0-0		0-0-0		0-3-0	
0-13-0		0-0-0	0-0-0		NON-CONFERENCE		0-2-0		0-2-0		0-9-0	
0-3-0		0-0-0	0-0-0		HOME		0-0-0		0-0-0		0-3-0	
0-7-0		0-0-0	0-0-		AWAY		0-2-0		0-2-0		0-3-0	
0-3-0		0-0-0	0-0-0		NEUTRAL		0-0-0		0-0-0		0-3-0	
3-13-0		0-0-0	0-0-0		CONFERENCE		0-0-0		0-0-0		3-13-0	
2-8-0		0-0-0	0-0-0		HOME		0-0-0		0-0-0		2-8-0	
1-5-0		0-0-0	0-0-0		AWAY		0-0-0		0-0-0		1-5-0	
0-0-0		0-0-0	0-0-0		NEUTRAL		0-0-0		0-0-0		0-0-0	
RPI S	Opponent	Score	RPI S	Opponent	Score	RPI S	Opponent	Score	RPI S	Opponent	Score	
						54 A	USC Upstate	0 14	124 A	Coastal Caro.	0 12	
						54 A	USC Upstate	0 10	124 A	Coastal Caro.	0 12	
									156 N	Radford	2 15	
									172 A	Presbyterian	5 9	
									206 N	Campbell	1 29	
									207 H	Middle Tenn.	0 11	
									216 H	Savannah St.	0 11	
									216 H	Savannah St.	0 11	
									223 A	Florida A&M	0 12	
									223 A	Florida A&M	4 16	
									223 A	Florida A&M	0 19	
									224 H	Bethune-Cookman	6 8	
									224 H	Bethune-Cookman	0 16	
									224 H	Bethune-Cookman	1 6	
									239 H	Drexel	0 4	
									239 H	Drexel	1 10	
									240 A	Gardner-Webb	1 11	
									240 A	Gardner-Webb	1 11	
									250 N	Detroit	0 8	
									274 A	N.C. A&T	8 5	
									274 A	N.C. A&T	1 10	
									274 A	N.C. A&T	0 9	
						216 H	Savannah St.	0 11	285 H	N.C. Central	7 6	
						216 H	Savannah St.	0 11	285 H	N.C. Central	0 7	
						285 H	N.C. Central	0 7	285 H	N.C. Central	3 4	
						285 H	N.C. Central	3 4	288 H	UMES	4 2	
						285 H	N.C. Central	7 6	224 H	Bethune-Cookman	0 16	
									288 H	UMES	7 14	

Non-Div. I Games: Humber (CAN) 8 4 Humber (CAN) 7 0

South Carolina St.

Average RPI Win:	168	WON-LOST RECORD	WINNING PCT. RANK	LAST 10 GAMES	STRENGTH OF SCHEDULE	OPP. STRENGTH OF SCHEDULE	TEAM RPI	ADJ RPI	CONF. RPI	ADJ CONF. RPI			
DIV. I ONLY	1-42-0	.02326	295	1-9-0	232	273	288	.32323	290	29	30		
DIV. I NON-CONF.	0-23-0	0	291	0-0-0	228	272	292	.32485	292	30	30		
<hr/>													
TOTALS	RPI 1-25	RPI 26-50		W-L RECORDS	RPI 51-100		RPI 101-150		RPI 150+				
1-42-0	0-0-0	0-0-0		OVERALL	0-5-0		0-7-0		1-30-0				
0-15-0	0-0-0	0-0-0		HOME	0-0-0		0-0-0		0-15-0				
1-22-0	0-0-0	0-0-0		AWAY	0-4-0		0-6-0		1-11-0				
0-5-0	0-0-0	0-0-0		NEUTRAL	0-1-0		0-0-0		0-4-0				
<hr/>													
0-23-0	0-0-0	0-0-0		NON-CONFERENCE	0-5-0		0-5-0		0-13-0				
0-5-0	0-0-0	0-0-0		HOME	0-0-0		0-0-0		0-5-0				
0-13-0	0-0-0	0-0-		AWAY	0-4-0		0-5-0		0-4-0				
0-5-0	0-0-0	0-0-0		NEUTRAL	0-1-0		0-0-0		0-4-0				
<hr/>													
1-19-0	0-0-0	0-0-0		CONFERENCE	0-0-0		0-2-0		1-17-0				
0-10-0	0-0-0	0-0-0		HOME	0-0-0		0-0-0		0-10-0				
1-9-0	0-0-0	0-0-0		AWAY	0-0-0		0-2-0		1-7-0				
0-0-0	0-0-0	0-0-0		NEUTRAL	0-0-0		0-0-0		0-0-0				
<hr/>													
RPI S	Opponent	Score	RPI S	Opponent	Score	RPI S	Opponent	Score	RPI S	Opponent	Score		
						63 A	Fordham	1	14	106 A	St. John's (NY)	0	8
						63 A	Fordham	2	10	106 A	St. John's (NY)	0	6
						74 N	Weber St.	0	3	111 A	Loyola Marymount	2	14
						79 A	Cal Poly	0	1	111 A	Loyola Marymount	0	8
						79 A	Cal Poly	1	9	119 A	UC Riverside	1	11
										120 A	Marist	0	8
										120 A	Marist	1	22
										168 A	Monmouth	3	2
										168 A	Monmouth	0	5
										189 N	Toledo	0	5
										192 N	Providence	1	9
										198 H	San Diego	0	11
										198 N	San Diego	2	10
										204 H	Manhattan	0	11
										204 H	Manhattan	3	8
										208 A	Siena	1	8
										208 A	Siena	0	7
										221 H	Fairfield	0	8
										221 H	Fairfield	1	12
										229 H	Quinnipiac	3	6
				229 H	Quinnipiac	9	10						
LAST 10 GAMES						232 A	Seton Hall	2	8				
						232 A	Seton Hall	3	6				
						247 H	Canisius	2	5				
						247 H	Canisius	3	8				
						256 H	Wagner	0	11				
						256 H	Wagner	2	6				
			168 A	Monmouth	0	5	229 H	Quinnipiac	9	10			
			168 A	Monmouth	3	2	229 H	Quinnipiac	3	6			
			204 H	Manhattan	0	11	261 A	Iona	1	16			
			204 H	Manhattan	3	8	261 A	Iona	2	10			
			286 A	Rider	7	9	286 A	Rider	12	14			

Non-Div. I Games:

Saint Peter's

RPI	S	Opponent	Score	
260	H	Columbia	1	5
260	H	Columbia	1	6
261	A	Iona	2	10
261	A	Iona	1	16
262	N	North Dakota	1	11
278	H	Niagara	8	11
278	H	Niagara	5	9
283	A	Fairleigh Dickinson	3	4
283	A	Fairleigh Dickinson	0	9
286	A	Rider	12	14
286	A	Rider	7	9

Saint Peter's

S
a
i
n
t
P
e
t
e
r
'
s

S
a
i
n
t
P
e
t
e
r
'
s




Average RPI Win:	279	WON-LOST RECORD	WINNING PCT. RANK	LAST 10 GAMES	STRENGTH OF SCHEDULE	OPP. STRENGTH OF SCHEDULE	TEAM RPI	ADJ RPI	CONF. RPI	ADJ CONF. RPI											
Average RPI Loss:	229																				
DIV. I ONLY		8-28-0	.22222 273	1-9-0	292	289	292	.32183 291	32	32											
DIV. I NON-CONF.		1-15-0	.0625 289	0-2-0	294	249	294	.30385 293	32	32											
<hr/>																					
TOTALS	RPI 1-25	RPI 26-50		W-L RECORDS	RPI 51-100		RPI 101-150		RPI 150+												
8-28-0	0-0-0	0-0-0		OVERALL	0-0-0		0-2-0		8-26-0												
4-7-0	0-0-0	0-0-0		HOME	0-0-0		0-0-0		4-7-0												
4-16-0	0-0-0	0-0-0		AWAY	0-0-0		0-1-0		4-15-0												
0-5-0	0-0-0	0-0-0		NEUTRAL	0-0-0		0-1-0		0-4-0												
1-15-0	0-0-0	0-0-0		NON-CONFERENCE	0-0-0		0-2-0		1-13-0												
0-2-0	0-0-0	0-0-0		HOME	0-0-0		0-0-0		0-2-0												
1-10-0	0-0-0	0-0-		AWAY	0-0-0		0-1-0		1-9-0												
0-3-0	0-0-0	0-0-0		NEUTRAL	0-0-0		0-1-0		0-2-0												
7-13-0	0-0-0	0-0-0		CONFERENCE	0-0-0		0-0-0		7-13-0												
4-5-0	0-0-0	0-0-0		HOME	0-0-0		0-0-0		4-5-0												
3-6-0	0-0-0	0-0-0		AWAY	0-0-0		0-0-0		3-6-0												
0-2-0	0-0-0	0-0-0		NEUTRAL	0-0-0		0-0-0		0-2-0												
RPI S	Opponent	Score	RPI S	Opponent	Score	RPI S	Opponent	Score	RPI S	Opponent	Score										
									136 A	SFA	2	7									
									136 N	SFA	0	9									
									163 A	La.-Monroe	2	10									
									195 A	Sam Houston St.	4	5									
									195 A	Sam Houston St.	2	6									
									210 A	Houston Baptist	1	6									
									210 A	Houston Baptist	1	9									
									213 A	A&M-Corpus Christi	0	5									
									213 A	A&M-Corpus Christi	2	1									
									213 A	A&M-Corpus Christi	3	6									
									232 N	Seton Hall	1	2									
									232 N	Seton Hall	2	4									
									235 A	Incarnate Word	2	10									
									235 A	Incarnate Word	0	11									
									235 H	Incarnate Word	11	23									
									235 H	Incarnate Word	8	12									
									236 H	Texas Southern	4	6									
									236 H	Texas Southern	2	5									
									236 H	Texas Southern	9	11									
									238 A	Alabama St.	1	3									
									238 A	Alabama St.	0	4									
									LAST 10 GAMES									238 A	Alabama St.	3	14
																		284 N	Alabama A&M	2	4
251 N	Alcorn	1	3																		
292 A	Southern U.	7	5																		
292 A	Southern U.	2	7																		
292 A	Southern U.	5	7																		
235 A	Incarnate Word	2	10	251 H	Alcorn	9	7														
235 A	Incarnate Word	0	11	251 H	Alcorn	2	9														
236 H	Texas Southern	9	11	251 H	Alcorn	4	7														
236 H	Texas Southern	4	6	251 N	Alcorn	1	3														
236 H	Texas Southern	2	5	284 N	Alabama A&M	2	4														

Non-Div. I Games:	Langston	5	3	Langston	9	0
-------------------	----------	---	---	----------	---	---

Prairie View

Prairie View

Average RPI Win:	288	WON-LOST RECORD	WINNING PCT. RANK	LAST 10 GAMES	STRENGTH OF SCHEDULE	OPP. STRENGTH OF SCHEDULE	TEAM RPI	ADJ RPI	CONF. RPI	ADJ CONF. RPI		
DIV. I ONLY	9-17-0	.34615	237	7-3-0	295	293	290	.31612	292	32	32	
DIV. I NON-CONF.	0-6-0	0	291	0-0-0	295	251	295	.26756	295	32	32	
<hr/>												
TOTALS	RPI 1-25	RPI 26-50		W-L RECORDS		RPI 51-100		RPI 101-150		RPI 150+		
9-17-0	0-0-0	0-0-0		OVERALL		0-1-0		0-0-0		9-16-0		
5-4-0	0-0-0	0-0-0		HOME		0-1-0		0-0-0		5-3-0		
3-9-0	0-0-0	0-0-0		AWAY		0-0-0		0-0-0		3-9-0		
1-4-0	0-0-0	0-0-0		NEUTRAL		0-0-0		0-0-0		1-4-0		
<hr/>												
0-6-0	0-0-0	0-0-0		NON-CONFERENCE		0-1-0		0-0-0		0-5-0		
0-1-0	0-0-0	0-0-0		HOME		0-1-0		0-0-0		0-0-0		
0-3-0	0-0-0	0-0-		AWAY		0-0-0		0-0-0		0-3-0		
0-2-0	0-0-0	0-0-0		NEUTRAL		0-0-0		0-0-0		0-2-0		
<hr/>												
9-11-0	0-0-0	0-0-0		CONFERENCE		0-0-0		0-0-0		9-11-0		
5-3-0	0-0-0	0-0-0		HOME		0-0-0		0-0-0		5-3-0		
3-6-0	0-0-0	0-0-0		AWAY		0-0-0		0-0-0		3-6-0		
1-2-0	0-0-0	0-0-0		NEUTRAL		0-0-0		0-0-0		1-2-0		
<hr/>												
RPI	S	Opponent	Score	RPI	S	Opponent	Score	RPI	S	Opponent	Score	
								90	H	Louisiana Tech	3	11

 Tie,  Loss,  Non-Conf, S Site, H Home, A Away, N Neutral Page 512

RPI	S	Opponent	Score	
281	A	Norfolk St.	5	11
287	H	Howard	0	10
287	H	Howard	16	8
287	H	Howard	11	7
288	H	UMES	3	2
288	H	UMES	2	7
288	H	UMES	4	1
288	N	UMES	3	10
288	N	UMES	6	11

Coppin St.

C
o
p
p
i
n
s
t
.

C
o
p
p
i
n
s
t
.

Average RPI Win: 290		WON-LOST	WINNING	LAST 10	STRENGTH OF		OPP. STRENGTH	TEAM	ADJ	CONF.	ADJ CONF.		
Average RPI Loss: 221		RECORD	PCT. RANK	GAMES	SCHEDULE		OF SCHEDULE	RPI	RPI	RPI	RPI		
DIV. I ONLY		2-28-0	.06667	294	1-9-0		285	294	295	.29071	294	32	32
DIV. I NON-CONF.		0-11-0	0	291	0-0-0		108	223	285	.35916	286	32	32
TOTALS		RPI 1-25	RPI 26-50		W-L RECORDS		RPI 51-100		RPI 101-150		RPI 150+		
2-28-0		0-0-0	0-0-0		OVERALL		0-4-0		0-1-0		2-23-0		
0-10-0		0-0-0	0-0-0		HOME		0-1-0		0-0-0		0-9-0		
2-10-0		0-0-0	0-0-0		AWAY		0-1-0		0-0-0		2-9-0		
0-8-0		0-0-0	0-0-0		NEUTRAL		0-2-0		0-1-0		0-5-0		
0-11-0		0-0-0	0-0-0		NON-CONFERENCE		0-4-0		0-1-0		0-6-0		
0-1-0		0-0-0	0-0-0		HOME		0-1-0		0-0-0		0-0-0		
0-3-0		0-0-0	0-0-		AWAY		0-1-0		0-0-0		0-2-0		
0-7-0		0-0-0	0-0-0		NEUTRAL		0-2-0		0-1-0		0-4-0		
2-17-0		0-0-0	0-0-0		CONFERENCE		0-0-0		0-0-0		2-17-0		
0-9-0		0-0-0	0-0-0		HOME		0-0-0		0-0-0		0-9-0		
2-7-0		0-0-0	0-0-0		AWAY		0-0-0		0-0-0		2-7-0		
0-1-0		0-0-0	0-0-0		NEUTRAL		0-0-0		0-0-0		0-1-0		
RPI	S	Opponent	Score	RPI	S	Opponent	Score	RPI	S	Opponent	Score		

Average RPI Win:	279	WON-LOST RECORD	WINNING PCT. RANK	LAST 10 GAMES	STRENGTH OF SCHEDULE	OPP. STRENGTH OF SCHEDULE	TEAM RPI	ADJ RPI	CONF. RPI	ADJ CONF. RPI								
Average RPI Loss:	219																	
DIV. I ONLY	8-28-0	.22222	273	3-7-0	294	288	294	.26328	295	32	32							
DIV. I NON-CONF.	1-13-0	.07143	286	0-2-0	272	196	291	.28583	294	32	32							
<hr/>																		
TOTALS	RPI 1-25	RPI 26-50		W-L RECORDS	RPI 51-100		RPI 101-150		RPI 150+									
8-28-0	0-0-0	0-0-0		OVERALL	0-2-0		0-3-0		8-23-0									
4-7-0	0-0-0	0-0-0		HOME	0-0-0		0-0-0		4-7-0									
3-16-0	0-0-0	0-0-0		AWAY	0-2-0		0-3-0		3-11-0									
1-5-0	0-0-0	0-0-0		NEUTRAL	0-0-0		0-0-0		1-5-0									
<hr/>																		
1-13-0	0-0-0	0-0-0		NON-CONFERENCE	0-2-0		0-3-0		1-8-0									
0-0-0	0-0-0	0-0-0		HOME	0-0-0		0-0-0		0-0-0									
0-10-0	0-0-0	0-0-		AWAY	0-2-0		0-3-0		0-5-0									
1-3-0	0-0-0	0-0-0		NEUTRAL	0-0-0		0-0-0		1-3-0									
<hr/>																		
7-15-0	0-0-0	0-0-0		CONFERENCE	0-0-0		0-0-0		7-15-0									
4-7-0	0-0-0	0-0-0		HOME	0-0-0		0-0-0		4-7-0									
3-6-0	0-0-0	0-0-0		AWAY	0-0-0		0-0-0		3-6-0									
0-2-0	0-0-0	0-0-0		NEUTRAL	0-0-0		0-0-0		0-2-0									
<hr/>																		
RPI	S	Opponent	Score	RPI	S	Opponent	Score	RPI	S	Opponent	Score							
								84	A	Central Ark.	4	18	103	A	Abilene Christian	0	9	
								84	A	Central Ark.	1	10	103	A	Abilene Christian	3	14	
												103	A	Abilene Christian	0	8		
												152	A	Memphis	3	11		
												152	A	Memphis	0	8		
												163	A	La.-Monroe	1	4		
												163	N	La.-Monroe	2	14		
												207	N	Middle Tenn.	6	22		
												226	N	Belmont	0	8		
												236	A	Texas Southern	1	6		
												236	A	Texas Southern	0	8		
												236	A	Texas Southern	5	6		
												238	N	Alabama St.	0	9		
												254	N	South Dakota St.	9	6		
												265	A	Mississippi Val.	9	11		
												265	A	Mississippi Val.	17	14		
												265	A	Mississippi Val.	13	5		
												265	N	Mississippi Val.	3	8		
								269	A	Austin Peay	3	8						
								269	A	Austin Peay	6	10						
								277	H	Jackson St.	4	14						
								277	H	Jackson St.	8	2						
								284	H	Alabama A&M	1	6						
								284	H	Alabama A&M	2	3						
								284	H	Alabama A&M	1	2						
								291	H	Prairie View	5	18						
								291	H	Prairie View	3	5						
<hr/>																		
				LAST 10 GAMES														
				265	N	Mississippi Val.	3	8	163	A	La.-Monroe	1	4	284	H	Alabama A&M	1	6
				238	N	Alabama St.	0	9	292	A	Southern U.	4	9	284	H	Alabama A&M	2	3
				294	H	Grambling	5	7	292	A	Southern U.	3	2	284	H	Alabama A&M	1	2
				294	H	Grambling	16	5	292	A	Southern U.	4	12	291	H	Prairie View	5	18
				294	H	Grambling	13	2	152	A	Memphis	3	11	291	H	Prairie View	3	5
<hr/>																		
Non-Div. I Games:	Rust	8	1	Central Baptist	1	2	Langston	10	1	Christian Bros.	0	10						
	Christian Bros.	4	10	Rust	11	1	Lubbock Christian	7	11	Texas Wesleyan	Ark. 7	Pine Bluff 8						

Non-Div. I Games:

Clarke	2	7
Central Baptist	5	1

Jarvis Christian	11	3
Bethany (KS)	5	13

Jarvis Christian	3	2
Okla. Panhandle	5	7

RPI	S	Langston	6	Score
291	H	Prairie View	3	2
292	A	Southern U.	4	9
292	A	Southern U.	4	12
292	A	Southern U.	3	2
294	H	Grambling	5	7
294	H	Grambling	13	2
294	H	Grambling	16	5

Ark.-Pine Bluff

A
r
k
.
-
P
i
n
e
B
l
u
f
f

A
r
k
.
-
P
i
n
e
B
l
u
f
f