

Average RPI Win:		70	WON-LOST RECORD		WINNING PCT. RANK		LAST 10 GAMES		STRENGTH OF SCHEDULE		OPP. STRENGTH OF SCHEDULE		TEAM RPI		ADJ RPI		CONF. RPI		ADJ CONF. RPI					
DIV. I ONLY			42-17-0		.71186		18		4-6-0		1		1		1		.61443		1		1		1	
DIV. I NON-CONF.			21-5-0		.80769		16		1-0-0		17		17		5		.61116		5		1		1	
TOTALS		RPI 1-25		RPI 26-50				W-L RECORDS				RPI 51-100				RPI 101-150				RPI 150+				
42-17-0		13-6-0		12-8-0				OVERALL				5-2-0				5-1-0				7-0-0				
28-6-0		9-4-0		7-1-0				HOME				1-0-0				4-1-0				7-0-0				
12-9-0		3-1-0		4-6-0				AWAY				4-2-0				1-0-0				0-0-0				
2-2-0		1-1-0		1-1-0				NEUTRAL				0-0-0				0-0-0				0-0-0				
21-5-0		5-1-0		1-2-0				NON-CONFERENCE				3-1-0				5-1-0				7-0-0				
16-3-0		3-1-0		1-1-0				HOME				1-0-0				4-1-0				7-0-0				
4-2-0		1-0-0		0-0-				AWAY				2-1-0				1-0-0				0-0-0				
1-0-0		1-0-0		0-0-0				NEUTRAL				0-0-0				0-0-0				0-0-0				
21-12-0		8-5-0		11-6-0				CONFERENCE				2-1-0				0-0-0				0-0-0				
12-3-0		6-3-0		6-0-0				HOME				0-0-0				0-0-0				0-0-0				
8-7-0		2-1-0		4-5-0				AWAY				2-1-0				0-0-0				0-0-0				
1-2-0		0-1-0		1-1-0				NEUTRAL				0-0-0				0-0-0				0-0-0				
RPI	S	Opponent		Score		RPI	S	Opponent		Score		RPI	S	Opponent		Score		RPI	S	Opponent		Score		
3	H	Arkansas		5	4	28	A	Mississippi St.		6	13	64	A	Miami (FL)		7	3	103	H	Rhode Island		9	2	
3	H	Arkansas		17	2	28	A	Mississippi St.		3	6	64	A	Miami (FL)		8	2	103	H	Rhode Island		3	2	
3	H	Arkansas		3	6	28	A	Mississippi St.		4	12	64	A	Miami (FL)		0	2	103	H	Rhode Island		9	0	
3	N	Arkansas		2	8	30	A	Kentucky		2	3	76	A	Tennessee		6	4	113	A	North Florida		4	0	
6	A	Florida St.		6	3	30	A	Kentucky		9	4	76	A	Tennessee		22	6	113	H	North Florida		8	3	
6	H	Florida St.		12	6	30	A	Kentucky		11	2	76	A	Tennessee		4	6	141	H	Mercer		4	6	
6	N	Florida St.		1	0	33	H	Fla. Atlantic		6	1	85	H	FGCU		8	4	181	H	Stony Brook		12	5	
9	H	Georgia		9	3	34	N	LSU		4	3							181	H	Stony Brook		3	1	
9	H	Georgia		1	4	34	N	LSU		0	11							181	H	Stony Brook		8	0	
9	H	Georgia		7	6	38	H	Vanderbilt		10	2							194	H	Bethune-Cookman		7	4	
14	H	Auburn		12	3	38	H	Vanderbilt		8	4							237	H	Si ena		19	2	
14	H	Auburn		3	1	38	H	Vanderbilt		8	2							237	H	Si ena		7	1	
14	H	Auburn		5	11	43	A	South Carolina		3	2							237	H	Si ena		10	2	
15	A	Texas A&M		3	7	43	A	South Carolina		7	15													
15	A	Texas A&M		9	0	43	A	South Carolina		7	3													
15	A	Texas A&M		6	1	44	A	UCF		7	9													
18	H	South Fla.		11	8	44	H	UCF		2	4													
21	H	Jacksonville		4	8	48	H	Missouri		7	2													
21	H	Jacksonville		10	3	48	H	Missouri		3	1													
						48	H	Missouri		10	2													
						LAST 10 GAMES																		
						34	N	LSU		0	11	28	A	Mississippi St.		3	6							
						3	N	Arkansas		2	8	9	H	Georgia		1	4							
						34	N	LSU		4	3	9	H	Georgia		9	3							
						28	A	Mississippi St.		6	13	9	H	Georgia		7	6							
						28	A	Mississippi St.		4	12	18	H	South Fla.		11	8							

Non-Div. I Games:

Florida

Non-Div. I Games:

Stanford

Stanford

Average RPI Win:		77	WON-LOST		WINNING		LAST 10		STRENGTH OF		OPP. STRENGTH		TEAM	ADJ		CONF.	ADJ CONF.						
Average RPI Loss:		43	RECORD		PCT. RANK		GAMES		SCHEDULE		OF SCHEDULE		RPI	RPI		RPI	RPI						
DIV. I ONLY			39-18-0		.68421		25		6-4-0		3		5		3		.60715						
DIV. I NON-CONF.			19-5-0		.79167		19		0-0-0		53		101		17		.5865						
TOTALS		RPI 1-25		RPI 26-50				W-L RECORDS				RPI 51-100				RPI 101-150				RPI 150+			
39-18-0		14-6-0		9-7-0				OVERALL				5-2-0				2-3-0				9-0-0			
30-3-0		10-0-0		5-1-0				HOME				5-1-0				2-1-0				8-0-0			
6-13-0		3-6-0		2-5-0				AWAY				0-1-0				0-1-0				1-0-0			
3-2-0		1-0-0		2-1-0				NEUTRAL				0-0-0				0-1-0				0-0-0			
19-5-0		4-0-0		2-0-0				NON-CONFERENCE				2-2-0				2-3-0				9-0-0			
16-2-0		4-0-0		0-0-0				HOME				2-1-0				2-1-0				8-0-0			
2-2-0		0-0-0		1-0-				AWAY				0-1-0				0-1-0				1-0-0			
1-1-0		0-0-0		1-0-0				NEUTRAL				0-0-0				0-1-0				0-0-0			
20-13-0		10-6-0		7-7-0				CONFERENCE				3-0-0				0-0-0				0-0-0			
14-1-0		6-0-0		5-1-0				HOME				3-0-0				0-0-0				0-0-0			
4-11-0		3-6-0		1-5-0				AWAY				0-0-0				0-0-0				0-0-0			
2-1-0		1-0-0		1-1-0				NEUTRAL				0-0-0				0-0-0				0-0-0			
RPI	S	Opponent		Score		RPI	S	Opponent		Score		RPI	S	Opponent		Score		RPI	S	Opponent		Score	
1	A	Florida		4	5	28	A	Mississippi St.		3	5	61	H	Kent St.		7	2	125	H	Southern California		7	6
1	A	Florida		6	3	28	A	Mississippi St.		5	7	61	H	Kent St.		4	10	125	H	Southern California		1	3
1	A	Florida		2	17	28	A	Mississippi St.		5	6	61	H	Kent St.		11	4	125	H	Southern California		4	0
1	N	Florida		8	2	30	H	Kentucky		14	2	79	A	Charlotte		3	6	126	A	San Diego		6	7
5	A	Ole Miss		6	4	30	H	Kentucky		9	4	82	H	Alabama		7	3	130	N	Cal Poly		3	4
5	A	Ole Miss		10	11	30	H	Kentucky		16	9	82	H	Alabama		7	4	185	H	Dayton		18	1
5	A	Ole Miss		4	5	34	A	LSU		4	6	82	H	Alabama		9	7	185	H	Dayton		11	0
9	A	Georgia		2	3	34	A	LSU		5	7							188	A	Memphis		8	7
9	A	Georgia		7	8	34	A	LSU		5	4							197	H	La. -Monroe		10	9
9	A	Georgia		8	6	34	N	LSU		1	2							197	H	La. -Monroe		4	0
10	H	Texas Tech		5	1	43	H	South Carolina		2	0							211	H	Bucknell I		3	1
14	H	Auburn		5	4	43	H	South Carolina		2	3							211	H	Bucknell I		32	4
14	H	Auburn		2	1	43	H	South Carolina		3	0							211	H	Bucknell I		14	2
14	H	Auburn		13	2	43	N	South Carolina		13	8							271	H	Grambling		7	6
15	H	Texas A&M		3	1	46	N	Arizona		1	0												
15	H	Texas A&M		6	3	50	A	San Diego St.		5	2												
15	H	Texas A&M		9	3																		
22	H	Texas		7	5																		
22	H	Texas		13	4																		
25	H	Missouri St.		11	7																		
						LAST 10 GAMES																	
						34 N LSU						1	2	9 A Georgia						8	6		
						1 N Florida						8	2	15 H Texas A&M						6	3		
						43 N South Carolina						13	8	15 H Texas A&M						3	1		
						9 A Georgia						2	3	15 H Texas A&M						9	3		
						9 A Georgia						7	8	34 A LSU						5	7		

Non-Div. I Games:

Arkansas

Stetson

S
t
e
t
s
o
n

Stetson

RPI	S	Opponent	Score	
194	H	Bethune-Cookman	2	0
194	H	Bethune-Cookman	8	2
194	H	Bethune-Cookman	7	4
204	H	Central Mich.	5	3
230	H	USC Upstate	14	5

Stetson

S
t
e
t
s
o
n

S
t
e
t
s
o
n

Average RPI Win:		96	WON-LOST RECORD		WINNING PCT. RANK		LAST 10 GAMES		STRENGTH OF SCHEDULE		OPP. STRENGTH OF SCHEDULE		TEAM RPI		ADJ RPI		CONF. RPI		ADJ CONF. RPI					
DIV. I ONLY			46-15-0		.7541		7		8-2-0		31		2		5		.60594		5		1		1	
DIV. I NON-CONF.			24-1-0		.96		1		1-0-0		208		92		7		.60741		7		1		1	
TOTALS		RPI 1-25		RPI 26-50				W-L RECORDS				RPI 51-100				RPI 101-150				RPI 150+				
46-15-0		12-4-0		8-8-0				OVERALL				8-2-0				6-1-0				12-0-0				
28-4-0		7-2-0		3-1-0				HOME				6-1-0				2-0-0				10-0-0				
13-9-0		2-1-0		3-6-0				AWAY				2-1-0				4-1-0				2-0-0				
5-2-0		3-1-0		2-1-0				NEUTRAL				0-0-0				0-0-0				0-0-0				
24-1-0		0-0-0		2-0-0				NON-CONFERENCE				4-0-0				6-1-0				12-0-0				
17-0-0		0-0-0		1-0-0				HOME				4-0-0				2-0-0				10-0-0				
6-1-0		0-0-0		0-0-				AWAY				0-0-0				4-1-0				2-0-0				
1-0-0		0-0-0		1-0-0				NEUTRAL				0-0-0				0-0-0				0-0-0				
22-14-0		12-4-0		6-8-0				CONFERENCE				4-2-0				0-0-0				0-0-0				
11-4-0		7-2-0		2-1-0				HOME				2-1-0				0-0-0				0-0-0				
7-8-0		2-1-0		3-6-0				AWAY				2-1-0				0-0-0				0-0-0				
4-2-0		3-1-0		1-1-0				NEUTRAL				0-0-0				0-0-0				0-0-0				
RPI	S	Opponent		Score		RPI	S	Opponent		Score		RPI	S	Opponent		Score		RPI	S	Opponent		Score		
3	H	Arkansas		5	4	28	A	Mississippi St.		6	1	76	H	Tennessee		6	8	114	A	Long Beach St.		3	4	
3	H	Arkansas		11	10	28	A	Mississippi St.		5	7	76	H	Tennessee		5	0	114	A	Long Beach St.		12	1	
3	H	Arkansas		4	6	28	A	Mississippi St.		3	13	76	H	Tennessee		7	1	114	A	Long Beach St.		4	3	
9	H	Georgia		5	2	28	N	Mississippi St.		6	7	82	A	Alabama		10	8	132	A	Georgia St.		5	3	
9	H	Georgia		8	4	34	H	LSU		14	3	82	A	Alabama		3	2	132	A	Georgia St.		16	2	
9	H	Georgia		2	3	34	H	LSU		2	5	82	A	Alabama		0	3	137	H	Austin Peay		11	4	
9	N	Georgia		5	4	34	H	LSU		9	8	84	H	Tulane		6	3	147	H	New Orleans		9	4	
14	H	Auburn		5	4	34	N	LSU		9	1	84	H	Tulane		9	1	177	A	Arkansas St.		15	8	
14	H	Auburn		8	3	38	A	Vanderbilt		7	8	84	H	Tulane		5	4	177	H	Arkansas St.		10	3	
14	H	Auburn		10	3	38	A	Vanderbilt		11	3	84	H	Tulane		5	4	188	A	Memphis		12	0	
14	N	Auburn		7	0	38	A	Vanderbilt		7	8	93	H	Little Rock		10	2	188	H	Memphis		8	6	
14	N	Auburn		3	9	40	H	Southern Miss.		7	6							200	H	Winthrop		7	3	
15	A	Texas A&M		5	4	40	N	Southern Miss.		11	3							200	H	Winthrop		3	1	
15	A	Texas A&M		6	7	43	A	South Carolina		5	13							200	H	Winthrop		8	1	
15	A	Texas A&M		7	6	43	A	South Carolina		6	11							228	H	Eastern Ill.		7	3	
15	N	Texas A&M		2	1	43	A	South Carolina		6	5							228	H	Eastern Ill.		7	2	
																		228	H	Eastern Ill.		4	0	
																		243	H	Murray St.		7	6	
																		279	H	Ark. -Pine Bluff		10	3	
LAST 10 GAMES																								
						34	N	LSU		9	1	82	A	Alabama		10	8							
						15	N	Texas A&M		2	1	82	A	Alabama		0	3							
						14	N	Auburn		7	0	82	A	Alabama		3	2							
						9	N	Georgia		5	4	177	A	Arkansas St.		15	8							
						14	N	Auburn		3	9	14	H	Auburn		10	3							

Non-Div. I Games:

Ole Miss

Average RPI Win:		92	WON-LOST RECORD		WINNING PCT. RANK	LAST 10 GAMES		STRENGTH OF SCHEDULE		OPP. STRENGTH OF SCHEDULE	TEAM RPI	ADJ RPI	CONF. RPI	ADJ CONF. RPI			
Average RPI Loss:		31															
DIV. I ONLY			43-17-0		.71667	15	9-1-0		7	10	6	.6058	6	3	3		
DIV. I NON-CONF.			23-4-0		.85185	8	3-0-0		19	11	4	.62347	4	4	4		
TOTALS		RPI 1-25		RPI 26-50		W-L RECORDS		RPI 51-100		RPI 101-150		RPI 150+					
43-17-0		16-11-0		5-0-0		OVERALL		9-6-0		0-0-0		13-0-0					
30-7-0		9-5-0		5-0-0		HOME		6-2-0		0-0-0		10-0-0					
9-9-0		4-5-0		0-0-0		AWAY		2-4-0		0-0-0		3-0-0					
4-1-0		3-1-0		0-0-0		NEUTRAL		1-0-0		0-0-0		0-0-0					
23-4-0		6-4-0		5-0-0		NON-CONFERENCE		2-0-0		0-0-0		10-0-0					
22-1-0		5-1-0		5-0-0		HOME		2-0-0		0-0-0		10-0-0					
1-2-0		1-2-0		0-0-		AWAY		0-0-0		0-0-0		0-0-0					
0-1-0		0-1-0		0-0-0		NEUTRAL		0-0-0		0-0-0		0-0-0					
20-13-0		10-7-0		0-0-0		CONFERENCE		7-6-0		0-0-0		3-0-0					
8-6-0		4-4-0		0-0-0		HOME		4-2-0		0-0-0		0-0-0					
8-7-0		3-3-0		0-0-0		AWAY		2-4-0		0-0-0		3-0-0					
4-0-0		3-0-0		0-0-0		NEUTRAL		1-0-0		0-0-0		0-0-0					
RPI	S	Opponent		Score		RPI	S	Opponent		Score		RPI	S	Opponent		Score	
1	A	Florida		6	12	39	H	Troy		7	3	55	A	Georgi a Tech		3	16
1	H	Florida		3	6	39	H	Troy		6	5	55	A	Georgi a Tech		10	2
1	N	Florida		0	1	39	H	Troy		9	4	55	A	Georgi a Tech		1	2
4	A	Stetson		3	5	44	H	UCF		6	4	64	H	Mi ami (FL)		2	0
4	H	Stetson		4	0	44	H	UCF		13	3	64	H	Mi ami (FL)		10	1
4	H	Stetson		18	10							64	H	Mi ami (FL)		5	11
8	A	North Carolina		6	3							71	A	Wake Forest		3	4
8	A	North Carolina		8	16							71	A	Wake Forest		7	3
8	A	North Carolina		9	4							71	A	Wake Forest		1	8
11	A	Clemson		7	12							82	N	Virginia		3	2
11	A	Clemson		4	5							90	H	Kansas		10	5
11	A	Clemson		3	2							90	H	Kansas		12	7
11	N	Clemson		5	4							97	H	Notre Dame		6	4
18	H	South Fla.		5	2							97	H	Notre Dame		7	8
19	H	NC State		4	3							97	H	Notre Dame		7	5
19	H	NC State		6	3												
19	H	NC State		3	5												
19	N	NC State		5	2												
20	H	Duke		1	7												
20	H	Duke		5	6												
21	A	Jacksonville		4	0												
21	H	Jacksonville		10	4												
21	H	Jacksonville		6	2												
24	H	Loui sville		1	6												
24	H	Loui sville		8	7												
24	H	Loui sville		9	4												
24	N	Loui sville		11	8												
LAST 10 GAMES																	

Non-Div. I Games:

Florida St.

[illegible]

Non-Div. I Games:

Oregon St.

Average RPI Win:		89	WON-LOST RECORD		WINNING PCT. RANK	LAST 10 GAMES		STRENGTH OF SCHEDULE		OPP. STRENGTH OF SCHEDULE	TEAM RPI	ADJ RPI	CONF. RPI	ADJ CONF. RPI			
Average RPI Loss:		42															
DIV. I ONLY			38-18-0		.67857	28	5-5-0		6	12	8	.60074	8	3	3		
DIV. I NON-CONF.			15-8-0		.65217	60	0-2-0		16	20	27	.57575	27	4	4		
TOTALS		RPI 1-25		RPI 26-50		W-L RECORDS		RPI 51-100		RPI 101-150		RPI 150+					
38-18-0		9-11-0		1-1-0		OVERALL		12-4-0		12-1-0		4-1-0					
23-6-0		1-3-0		0-1-0		HOME		6-1-0		12-0-0		4-1-0					
12-10-0		7-7-0		0-0-0		AWAY		5-3-0		0-0-0		0-0-0					
3-2-0		1-1-0		1-0-0		NEUTRAL		1-0-0		0-1-0		0-0-0					
15-8-0		3-4-0		1-1-0		NON-CONFERENCE		1-2-0		6-0-0		4-1-0					
10-4-0		0-1-0		0-1-0		HOME		0-1-0		6-0-0		4-1-0					
3-4-0		2-3-0		0-0-		AWAY		1-1-0		0-0-0		0-0-0					
2-0-0		1-0-0		1-0-0		NEUTRAL		0-0-0		0-0-0		0-0-0					
23-10-0		6-7-0		0-0-0		CONFERENCE		11-2-0		6-1-0		0-0-0					
13-2-0		1-2-0		0-0-0		HOME		6-0-0		6-0-0		0-0-0					
9-6-0		5-4-0		0-0-0		AWAY		4-2-0		0-0-0		0-0-0					
1-2-0		0-1-0		0-0-0		NEUTRAL		1-0-0		0-1-0		0-0-0					
RPI	S	Opponent		Score		RPI	S	Opponent		Score		RPI	S	Opponent		Score	
6	H	Florida St.		16	8	27	H	St. John's (NY)		2	5	55	H	Georgi a Tech		10	3
6	H	Florida St.		3	6	43	N	South Carolina		11	3	55	H	Georgi a Tech		9	8
6	H	Florida St.		4	9							55	H	Georgi a Tech		9	3
12	A	East Carolina		1	2							55	N	Georgi a Tech		9	0
12	H	East Carolina		0	12							64	A	Mi ami (FL)		5	7
12	N	East Carolina		5	4							64	A	Mi ami (FL)		8	4
17	A	Coastal Caro.		2	5							64	A	Mi ami (FL)		9	6
18	A	South Fla.		9	8							65	A	UNCW		2	4
18	A	South Fla.		3	4							65	H	UNCW		4	5
18	A	South Fla.		12	5							71	H	Wake Forest		6	1
19	A	NC State		8	6							71	H	Wake Forest		3	2
19	A	NC State		5	4							71	H	Wake Forest		8	6
19	A	NC State		6	5							79	A	Charlotte		14	2
19	N	NC State		3	8							82	A	Vi rgi ni a		0	4
20	A	Duke		3	7							82	A	Vi rgi ni a		12	6
20	A	Duke		2	5							82	A	Vi rgi ni a		8	6
20	A	Duke		8	6												
24	A	Loui sville		10	3												
24	A	Loui sville		4	5												
24	A	Loui sville		4	6												
						LAST 10 GAMES											
						109	N	Pi ttsburgh		4	5	65	A	UNCW		2	4
						55	N	Georgi a Tech		9	0	20	A	Duke		8	6
						146	H	Vi rgi ni a Tech		6	1	20	A	Duke		2	5
						146	H	Vi rgi ni a Tech		11	2	20	A	Duke		3	7
						146	H	Vi rgi ni a Tech		9	1	17	A	Coastal Caro.		2	5

Non-Div. I Games:

North Carolina

Average RPI Win: 78		WON-LOST	WINNING	LAST 10	STRENGTH OF		OPP. STRENGTH	TEAM	ADJ	CONF.	ADJ CONF.
Average RPI Loss: 46		RECORD	PCT. RANK	GAMES	SCHEDULE		OF SCHEDULE	RPI	RPI	RPI	RPI
DIV. I ONLY		37-19-0	.66071	39	3-5-0		4	3	9	.59939	9
DIV. I NON-CONF.		19-5-0	.79167	19	0-0-0		54	30	8	.60197	8
TOTALS		RPI 1-25	RPI 26-50		W-L RECORDS		RPI 51-100		RPI 101-150		RPI 150+
37-19-0		8-8-0	8-4-0		OVERALL		13-6-0		3-0-0		5-1-0
23-6-0		5-2-0	4-2-0		HOME		9-2-0		1-0-0		4-0-0
12-11-0		2-4-0	4-2-0		AWAY		3-4-0		2-0-0		1-1-0
2-2-0		1-2-0	0-0-0		NEUTRAL		1-0-0		0-0-0		0-0-0
19-5-0		2-0-0	0-0-0		NON-CONFERENCE		9-4-0		3-0-0		5-1-0
13-1-0		1-0-0	0-0-0		HOME		7-1-0		1-0-0		4-0-0
4-4-0		0-0-0	0-0-		AWAY		1-3-0		2-0-0		1-1-0
2-0-0		1-0-0	0-0-0		NEUTRAL		1-0-0		0-0-0		0-0-0
18-14-0		6-8-0	8-4-0		CONFERENCE		4-2-0		0-0-0		0-0-0
10-5-0		4-2-0	4-2-0		HOME		2-1-0		0-0-0		0-0-0
8-7-0		2-4-0	4-2-0		AWAY		2-1-0		0-0-0		0-0-0
0-2-0		0-2-0	0-0-0		NEUTRAL		0-0-0		0-0-0		0-0-0
RPI S	Opponent	Score	RPI S	Opponent	Score	RPI S	Opponent	Score	RPI S	Opponent	Score
1 A	Florida	4 1	30 H	Kentucky	9 7	55 A	Georgia Tech	8 3	120 A	Kennesaw St.	14 4
1 A	Florida	3 9	30 H	Kentucky	0 1	55 H	Georgia Tech	4 0	120 H	Kennesaw St.	15 3
1 A	Florida	6 7	30 H	Kentucky	4 6	55 N	Georgia Tech	3 1	132 A	Georgia St.	12 2
3 H	Arkansas	8 7	38 A	Vanderbilt	3 5	67 A	Col. of Charleston	4 6	217 H	Tol edo	7 0
3 H	Arkansas	3 2	38 A	Vanderbilt	3 2	67 A	Col. of Charleston	0 6	217 H	Tol edo	7 6
3 H	Arkansas	6 8	38 A	Vanderbilt	3 8	67 A	Col. of Charleston	2 5	217 H	Tol edo	8 3
5 A	Ole Miss	4 8	43 H	South Carolina	3 0	76 H	Tennessee	5 6	244 A	The Citadel	9 4
5 A	Ole Miss	2 5	43 H	South Carolina	12 3	76 H	Tennessee	12 4	255 A	Charleston So.	4 5
5 A	Ole Miss	3 2	43 H	South Carolina	7 5	76 H	Tennessee	8 6	255 H	Charleston So.	7 0
5 N	Ole Miss	4 5	48 A	Missouri	10 6	78 H	Ga. Southern	4 3			
11 H	Clemson	6 1	48 A	Missouri	5 3	78 H	Ga. Southern	22 9			
11 N	Clemson	6 3	48 A	Missouri	7 1	78 H	Ga. Southern	3 8			
15 H	Texas A&M	0 5				79 H	Charlotte	10 7			
15 H	Texas A&M	11 5				79 H	Charlotte	6 4			
15 H	Texas A&M	3 0				79 H	Charlotte	12 2			
15 N	Texas A&M	0 7				82 A	Alabama	6 5			
						82 A	Alabama	6 5			
						82 A	Alabama	9 10			
						91 H	Wofford	5 0			
LAST 10 GAMES											
			5 N	Ole Miss	4 5	1 A	Florida	4 1			
			15 N	Texas A&M	0 7	1 A	Florida	3 9			
			3 H	Arkansas	3 2	1 A	Florida	6 7			
			3 H	Arkansas	8 7	55 N	Georgia Tech	3 1			
			3 H	Arkansas	6 8	48 A	Missouri	7 1			

Non-Div. I Games:

Georgia

Average RPI Win:		89	WON-LOST RECORD		WINNING PCT. RANK		LAST 10 GAMES		STRENGTH OF SCHEDULE		OPP. STRENGTH OF SCHEDULE		TEAM RPI		ADJ RPI		CONF. RPI		ADJ CONF. RPI				
DIV. I ONLY				39-17-0	.69643	23	5-5-0		16		16		10		.59866		10	2		2			
DIV. I NON-CONF.				23-6-0	.7931	18	0-1-0		13		25		3		.62636		3	2		2			
TOTALS		RPI 1-25		RPI 26-50				W-L RECORDS		RPI 51-100				RPI 101-150				RPI 150+					
39-17-0		2-4-0		16-7-0				OVERALL		10-6-0				4-0-0				7-0-0					
23-5-0		1-2-0		10-2-0				HOME		3-1-0				4-0-0				5-0-0					
14-10-0		1-2-0		5-5-0				AWAY		6-3-0				0-0-0				2-0-0					
2-2-0		0-0-0		1-0-0				NEUTRAL		1-2-0				0-0-0				0-0-0					
23-6-0		1-2-0		9-4-0				NON-CONFERENCE		5-0-0				1-0-0				7-0-0					
15-1-0		0-0-0		8-1-0				HOME		1-0-0				1-0-0				5-0-0					
7-5-0		1-2-0		1-0-				AWAY		3-0-0				0-0-0				2-0-0					
1-0-0		0-0-0		0-0-0				NEUTRAL		1-0-0				0-0-0				0-0-0					
16-11-0		1-2-0		7-3-0				CONFERENCE		5-6-0				3-0-0				0-0-0					
8-4-0		1-2-0		2-1-0				HOME		2-1-0				3-0-0				0-0-0					
7-5-0		0-0-0		4-2-0				AWAY		3-3-0				0-0-0				0-0-0					
1-2-0		0-0-0		1-0-0				NEUTRAL		0-2-0				0-0-0				0-0-0					
RPI	S	Opponent		Score		RPI	S	Opponent		Score		RPI	S	Opponent		Score		RPI	S	Opponent		Score	
3	A	Arkansas		1	5	30	A	Kentucky		6	11	51	H	West Virginia		0	1	126	H	San Diego		11	6
22	H	Texas		5	7	30	A	Kentucky		5	3	51	H	West Virginia		8	5	135	H	Kansas St.		9	6
22	H	Texas		6	12	30	A	Kentucky		7	10	51	H	West Virginia		4	1	135	H	Kansas St.		26	6
22	H	Texas		16	5	32	A	Baylor		0	2	51	N	West Virginia		4	12	135	H	Kansas St.		21	4
24	A	Louisville		4	7	32	A	Baylor		2	12	57	A	TCU		6	0	163	A	New Mexico		20	9
24	A	Louisville		8	4	32	A	Baylor		11	4	57	A	TCU		4	6	163	H	New Mexico		7	2
						35	H	Northeastern		22	3	57	A	TCU		5	9	221	H	Maine		21	6
						35	H	Northeastern		13	2	57	N	TCU		2	12	221	H	Maine		12	1
						35	H	Northeastern		9	4	87	H	New Mexico St.		12	0	221	H	Maine		12	5
						35	H	Northeastern		12	3	87	N	New Mexico St.		2	1	221	H	Maine		4	2
						36	A	DBU		5	6	90	A	Kansas		3	17	236	A	UTRGV		3	1
						36	H	DBU		4	10	90	A	Kansas		15	6						
						41	A	Oklahoma St.		7	3	90	A	Kansas		10	0						
						41	A	Oklahoma St.		14	6	100	A	UTSA		10	6						
						41	A	Oklahoma St.		9	4	100	A	UTSA		3	0						
						41	N	Oklahoma St.		6	2	100	A	UTSA		5	0						
						42	H	Oklahoma		5	4												
						42	H	Oklahoma		12	6												
						42	H	Oklahoma		5	12												
						49	H	South Alabama		8	1												
						49	H	South Alabama		5	2												
						49	H	South Alabama		14	2												
						49	H	South Alabama		9	7												
LAST 10 GAMES																							
						51	N	West Virginia		4	12	41	A	Oklahoma St.		9	4						
						41	N	Oklahoma St.		6	2	36	H	DBU		4	10						
						57	N	TCU		2	12	22	H	Texas		5	7						
						41	A	Oklahoma St.		7	3	22	H	Texas		16	5						
						41	A	Oklahoma St.		14	6	22	H	Texas		6	12						

Non-Div. I Games:

Texas Tech

C
l
e
m
s
o
n

Cl emson

Average RPI Win:		101	WON-LOST RECORD		WINNING PCT. RANK	LAST 10 GAMES		STRENGTH OF SCHEDULE		OPP. STRENGTH OF SCHEDULE	TEAM RPI	ADJ RPI	CONF. RPI	ADJ CONF. RPI					
DIV. I ONLY			43-16-0		.72881	8		29		22	12	.59113	12	4	4				
DIV. I NON-CONF.			25-5-0		.83333	12		42		26	6	.60896	6	3	3				
TOTALS		RPI 1-25		RPI 26-50		W-L RECORDS		RPI 51-100		RPI 101-150		RPI 150+							
43-16-0		6-6-0		4-5-0		OVERALL		17-3-0		7-2-0		9-0-0							
20-10-0		2-3-0		0-3-0		HOME		7-2-0		5-2-0		6-0-0							
19-4-0		3-2-0		2-1-0		AWAY		9-1-0		2-0-0		3-0-0							
4-2-0		1-1-0		2-1-0		NEUTRAL		1-0-0		0-0-0		0-0-0							
25-5-0		3-2-0		0-0-0		NON-CONFERENCE		9-1-0		7-2-0		6-0-0							
15-3-0		1-1-0		0-0-0		HOME		3-0-0		5-2-0		6-0-0							
10-1-0		2-0-0		0-0-		AWAY		6-1-0		2-0-0		0-0-0							
0-1-0		0-1-0		0-0-0		NEUTRAL		0-0-0		0-0-0		0-0-0							
18-11-0		3-4-0		4-5-0		CONFERENCE		8-2-0		0-0-0		3-0-0							
5-7-0		1-2-0		0-3-0		HOME		4-2-0		0-0-0		0-0-0							
9-3-0		1-2-0		2-1-0		AWAY		3-0-0		0-0-0		3-0-0							
4-1-0		1-0-0		2-1-0		NEUTRAL		1-0-0		0-0-0		0-0-0							
RPI	S	Opponent		Score		RPI	S	Opponent		Score		RPI	S	Opponent		Score			
8	A	North Carolina		12	0	44	A	UCF		12	4	53	H	Wichita St.		3	14		
8	H	North Carolina		2	1	44	A	UCF		11	6	53	H	Wichita St.		5	0		
8	N	North Carolina		4	5	44	A	UCF		1	9	53	H	Wichita St.		7	3		
16	A	UConn		2	3	44	N	UCF		8	4	63	A	Washington		7	2		
16	A	UConn		2	4	45	H	Houston		5	6	63	A	Washington		5	1		
16	A	UConn		6	3	45	H	Houston		4	5	63	A	Washington		0	8		
16	N	UConn		4	3	45	H	Houston		1	3	65	A	UNCW		5	4		
18	H	South Fla.		4	5	45	N	Houston		3	5	65	H	UNCW		6	4		
18	H	South Fla.		15	2	45	N	Houston		12	1	67	H	Col. of Charleston		5	2		
18	H	South Fla.		1	13							79	A	Charlotte		6	5		
20	A	Duke		9	2							79	A	Charlotte		12	2		
25	H	Missouri St.		4	7							79	A	Charlotte		3	1		
												84	A	Tulane		9	5		
												84	A	Tulane		8	3		
												84	A	Tulane		6	1		
												84	N	Tulane		6	5		
												91	H	Wofford		13	8		
												92	H	Cincinnati		3	4		
												92	H	Cincinnati		13	6		
												92	H	Cincinnati		6	5		
LAST 10 GAMES																			
												16	A	UConn		6	3		
												16	A	UConn		2	4		
												16	A	UConn		2	3		
												107	H	Campbell		12	7		
												92	H	Cincinnati		6	5		

Non-Div. I Games:

East Carolina

Average RPI Win:	122	WON-LOST RECORD	WINNING PCT. RANK	LAST 10 GAMES	STRENGTH OF SCHEDULE	OPP. STRENGTH OF SCHEDULE	TEAM RPI	ADJ RPI	CONF. RPI	ADJ CONF. RPI					
DIV. I ONLY		40-13-0	.75472	6	9-1-0	51	73	13	.58935	13	6	6			
DIV. I NON-CONF.		18-9-0	.66667	46	1-0-0	58	94	37	.55888	37	7	7			
<hr/>															
TOTALS	RPI 1-25	RPI 26-50		W-L RECORDS		RPI 51-100		RPI 101-150		RPI 150+					
40-13-0	0-0-0	14-3-0		OVERALL		5-6-0		5-2-0		16-2-0					
16-7-0	0-0-0	6-2-0		HOME		3-4-0		0-0-0		7-1-0					
13-6-0	0-0-0	5-1-0		AWAY		2-2-0		4-2-0		2-1-0					
11-0-0	0-0-0	3-0-0		NEUTRAL		0-0-0		1-0-0		7-0-0					
<hr/>															
18-9-0	0-0-0	4-2-0		NON-CONFERENCE		3-5-0		3-1-0		8-1-0					
9-5-0	0-0-0	3-2-0		HOME		1-3-0		0-0-0		5-0-0					
5-4-0	0-0-0	1-0-		AWAY		2-2-0		2-1-0		0-1-0					
4-0-0	0-0-0	0-0-0		NEUTRAL		0-0-0		1-0-0		3-0-0					
<hr/>															
22-4-0	0-0-0	10-1-0		CONFERENCE		2-1-0		2-1-0		8-1-0					
7-2-0	0-0-0	3-0-0		HOME		2-1-0		0-0-0		2-1-0					
8-2-0	0-0-0	4-1-0		AWAY		0-0-0		2-1-0		2-0-0					
7-0-0	0-0-0	3-0-0		NEUTRAL		0-0-0		0-0-0		4-0-0					
<hr/>															
RPI	S	Opponent	Score	RPI	S	Opponent	Score	RPI	S	Opponent	Score				
				26	H	UCLA	1 6	55	A	Georgi a Tech	2 3	104	N	George Washington	12 5
				27	A	St. John's (NY)	8 4	57	A	TCU	6 3	105	A	Nebraska	2 0
				27	H	St. John's (NY)	5 11	57	A	TCU	8 0	105	A	Nebraska	2 8
				27	H	St. John's (NY)	9 8	57	A	TCU	4 5	105	A	Nebraska	5 1
				27	H	St. John's (NY)	6 3	59	H	Creighton	15 1	120	A	Kennesaw St.	11 8
				29	H	I ndi ana	9 1	59	H	Creighton	3 7	120	A	Kennesaw St.	9 3
				29	H	I ndi ana	4 1	59	H	Creighton	3 7	132	A	Georgia St.	6 9
				29	H	I ndi ana	7 6	63	H	Washi ngton	4 6	165	A	Rutgers	5 3
				31	A	Purdue	18 8	77	H	I owa	3 5	165	A	Rutgers	4 0
				31	A	Purdue	22 7	77	H	I owa	4 3	167	N	Boston College	14 1
				31	N	Purdue	6 4	77	H	I owa	3 0	183	A	UT Arlington	5 13
				37	A	Ohi o St.	5 6					192	H	Mi chi gan St.	5 6
				37	A	Ohi o St.	11 1					192	H	Mi chi gan St.	10 5
				37	A	Ohi o St.	2 1					192	H	Mi chi gan St.	3 1
				37	N	Ohi o St.	8 1					192	N	Mi chi gan St.	3 2
				46	H	Ari zona	3 2					218	H	Milwaukee	5 4
				47	N	I lli noi s	3 0					238	H	North Dakota St.	3 1
												240	N	Penn St.	8 2
												240	N	Penn St.	17 2
												240	N	Penn St.	7 6
												250	H	South Dakota St.	1 0
												250	H	South Dakota St.	6 2
												253	N	Mt. St. Mary's	16 5
												261	N	Chi cago St.	16 5
												284	H	Omaha	5 3
<hr/>															
				LAST 10 GAMES											
				31	N	Purdue	6 4	165	A	Rutgers	4 0				
				37	N	Ohi o St.	8 1	27	A	St. John's (NY)	8 4				
				47	N	I lli noi s	3 0	192	H	Mi chi gan St.	3 1				
				192	N	Mi chi gan St.	3 2	192	H	Mi chi gan St.	10 5				
				165	A	Rutgers	5 3	192	H	Mi chi gan St.	5 6				

Non-Div. I Games:	Concordia-St. Paul	5	0
--------------------------	---------------------------	----------	----------

Minnesota

Average RPI Win:		95	WON-LOST RECORD		WINNING PCT. RANK		LAST 10 GAMES		STRENGTH OF SCHEDULE		OPP. STRENGTH OF SCHEDULE		TEAM RPI		ADJ RPI		CONF. RPI		ADJ CONF. RPI					
DIV. I ONLY			39-21-0		.65		45		4-6-0		11		8		14		.58828		14		1		1	
DIV. I NON-CONF.			21-4-0		.84		10		0-1-0		107		81		10		.59346		10		1		1	
TOTALS		RPI 1-25		RPI 26-50				W-L RECORDS				RPI 51-100				RPI 101-150				RPI 150+				
39-21-0		4-11-0		15-8-0				OVERALL				9-2-0				1-0-0				10-0-0				
29-6-0		2-1-0		12-5-0				HOME				5-0-0				1-0-0				9-0-0				
7-13-0		1-8-0		2-3-0				AWAY				3-2-0				0-0-0				1-0-0				
3-2-0		1-2-0		1-0-0				NEUTRAL				1-0-0				0-0-0				0-0-0				
21-4-0		0-0-0		5-2-0				NON-CONFERENCE				5-2-0				1-0-0				10-0-0				
19-1-0		0-0-0		4-1-0				HOME				5-0-0				1-0-0				9-0-0				
2-3-0		0-0-0		1-0-				AWAY				0-2-0				0-0-0				1-0-0				
0-0-0		0-0-0		0-0-0				NEUTRAL				0-0-0				0-0-0				0-0-0				
18-17-0		4-11-0		10-6-0				CONFERENCE				4-0-0				0-0-0				0-0-0				
10-5-0		2-1-0		8-4-0				HOME				0-0-0				0-0-0				0-0-0				
5-10-0		1-8-0		1-2-0				AWAY				3-0-0				0-0-0				0-0-0				
3-2-0		1-2-0		1-0-0				NEUTRAL				1-0-0				0-0-0				0-0-0				
RPI	S	Opponent		Score		RPI	S	Opponent		Score		RPI	S	Opponent		Score		RPI	S	Opponent		Score		
1	A	Florida		11	5	28	H	Mississippi St.		7	5	55	A	Georgia Tech		4	6	132	H	Georgia St.		3	2	
1	A	Florida		3	12	28	H	Mississippi St.		2	7	55	H	Georgia Tech		12	7	188	H	Memphis		5	4	
1	A	Florida		1	3	28	H	Mississippi St.		2	1	82	A	Alabama		20	5	193	H	BYU		9	5	
3	A	Arkansas		2	13	30	A	Kentucky		4	3	82	A	Alabama		5	0	193	H	BYU		21	4	
3	A	Arkansas		1	2	30	A	Kentucky		4	5	82	A	Alabama		19	5	193	H	BYU		4	3	
3	A	Arkansas		4	5	30	A	Kentucky		3	13	82	N	Alabama		5	2	201	A	UAB		11	8	
5	A	Ole Miss		3	10	30	N	Kentucky		4	3	88	H	Bryant		13	4	201	H	UAB		12	2	
5	A	Ole Miss		4	5	34	H	LSU		14	5	88	H	Bryant		3	1	264	H	Longwood		6	0	
5	A	Ole Miss		3	8	34	H	LSU		2	6	88	H	Bryant		15	7	264	H	Longwood		25	1	
5	N	Ole Miss		0	7	34	H	LSU		11	4	88	H	Bryant		3	12	264	H	Longwood		3	0	
5	N	Ole Miss		9	3	35	H	Northeastern		14	8	95	A	Samford		7	2	286	H	Alabama A&M		19	5	
15	H	Texas A&M		1	5	35	H	Northeastern		1	2	95	H	Samford										
15	H	Texas A&M		4	1	35	H	Northeastern		6	0													
15	H	Texas A&M		11	5	38	H	Vanderbilt		14	0													
15	N	Texas A&M		2	4	38	H	Vanderbilt		11	5													
						38	H	Vanderbilt		4	1													
						39	A	Troy		5	9													
						39	H	Troy		6	5													
						48	H	Missouri		0	5													
						48	H	Missouri		5	2													
						48	H	Missouri		1	2													
						49	A	South Alabama		7	6													
						49	H	South Alabama		10	4													
						LAST 10 GAMES																		
						5	N	Ole Miss		0	7	34	H	LSU		2	6							
						15	N	Texas A&M		2	4	34	H	LSU		11	4							
						5	N	Ole Miss		9	3	39	A	Troy		5	9							
						30	N	Kentucky		4	3	5	A	Ole Miss		3	10							
						34	H	LSU		14	5	5	A	Ole Miss		3	8							

Non-Div. I Games:

Auburn

Average RPI Win:		98	WON-LOST RECORD		WINNING PCT. RANK		LAST 10 GAMES		STRENGTH OF SCHEDULE		OPP. STRENGTH OF SCHEDULE		TEAM RPI		ADJ RPI		CONF. RPI		ADJ CONF. RPI								
DIV. I ONLY			39-20-0		.66102		35		5-5-0		15		9		15		.58286		15		1		1				
DIV. I NON-CONF.			23-2-0		.92		3		1-0-0		136		138		9		.60069		9		1		1				
TOTALS		RPI 1-25		RPI 26-50				W-L RECORDS				RPI 51-100				RPI 101-150				RPI 150+							
39-20-0		7-12-0		7-4-0				OVERALL				7-3-0				10-0-0				8-1-0							
27-8-0		3-4-0		3-3-0				HOME				4-0-0				10-0-0				7-1-0							
7-10-0		2-7-0		2-1-0				AWAY				2-2-0				0-0-0				1-0-0							
5-2-0		2-1-0		2-0-0				NEUTRAL				1-1-0				0-0-0				0-0-0							
23-2-0		1-0-0		1-0-0				NON-CONFERENCE				3-1-0				10-0-0				8-1-0							
19-1-0		1-0-0		0-0-0				HOME				1-0-0				10-0-0				7-1-0							
2-0-0		0-0-0		0-0-				AWAY				1-0-0				0-0-0				1-0-0							
2-1-0		0-0-0		1-0-0				NEUTRAL				1-1-0				0-0-0				0-0-0							
16-18-0		6-12-0		6-4-0				CONFERENCE				4-2-0				0-0-0				0-0-0							
8-7-0		2-4-0		3-3-0				HOME				3-0-0				0-0-0				0-0-0							
5-10-0		2-7-0		2-1-0				AWAY				1-2-0				0-0-0				0-0-0							
3-1-0		2-1-0		1-0-0				NEUTRAL				0-0-0				0-0-0				0-0-0							
RPI	S	Opponent		Score		RPI	S	Opponent		Score		RPI	S	Opponent		Score		RPI	S	Opponent		Score					
1	H	Florida		1	6	28	A	Mississippi St.		6	11	54	H	Sam Houston St.		6	5	103	H	Rhode Island		4	1				
1	H	Florida		7	3	28	A	Mississippi St.		7	4	60	N	Louisiana Tech		2	4	103	H	Rhode Island		4	3				
1	H	Florida		0	9	28	A	Mississippi St.		6	3	73	N	California		9	5	103	H	Rhode Island		10	2				
3	A	Arkansas		1	3	32	N	Baylor		5	4	76	A	Tennessee		8	3	106	H	Northwestern St.		6	1				
3	A	Arkansas		3	6	34	H	LSU		3	1	76	A	Tennessee		4	7	106	H	Northwestern St.		7	6				
3	A	Arkansas		3	9	34	H	LSU		9	2	76	A	Tennessee		4	6	112	H	Houston Baptist		7	1				
5	H	Ole Miss		6	7	34	H	LSU		1	4	82	H	Alabama		3	2	114	H	Long Beach St.		3	1				
5	H	Ole Miss		4	5	38	N	Vanderbilt		3	1	82	H	Alabama		12	6	114	H	Long Beach St.		5	1				
5	H	Ole Miss		7	6	43	H	South Carolina		3	5	82	H	Alabama		9	6	114	H	Long Beach St.		19	1				
5	N	Ole Miss		1	2	43	H	South Carolina		1	10	89	A	Rice		13	4	118	H	Texas St.		7	5				
9	A	Georgia		0	3	43	H	South Carolina		6	3							157	A	A&M-Corpus Christi		5	3				
9	A	Georgia		5	11													183	H	UT Arlington		1	5				
9	A	Georgia		5	0													196	H	Incarnate Word		9	7				
9	N	Georgia		7	0													239	H	Cornell		8	2				
14	A	Auburn		5	1													239	H	Cornell		22	0				
14	A	Auburn		5	11													239	H	Cornell		3	2				
14	A	Auburn		1	4													260	H	SFA		11	4				
14	N	Auburn		4	2													274	H	Abilene Christian		8	2				
22	H	Texas		6	5													294	H	Prairie View		18	1				
						LAST 10 GAMES																					
						5 N Ole Miss						1	2	43 H South Carolina						3	5						
						14 N Auburn						4	2	43 H South Carolina						6	3						
						9 N Georgia						7	0	54 H Sam Houston St.						6	5						
						38 N Vanderbilt						3	1	3 A Arkansas						3	6						
						43 H South Carolina						1	10	3 A Arkansas						1	3						

Non-Div. I Games:

Texas A&M

UConn

Average RPI Win:		102	WON-LOST RECORD		WINNING PCT. RANK		LAST 10 GAMES		STRENGTH OF SCHEDULE		OPP. STRENGTH OF SCHEDULE		TEAM RPI		ADJ RPI		CONF. RPI		ADJ CONF. RPI					
DIV. I ONLY			35-20-1		.63393		51		6-4-0		40		31		16		.58039		16		4		4	
DIV. I NON-CONF.			18-8-1		.68519		44		0-1-0		113		82		23		.58173		23		3		3	
TOTALS		RPI 1-25				RPI 26-50				W-L RECORDS				RPI 51-100				RPI 101-150				RPI 150+		
35-20-1		5-5-0				6-4-0				OVERALL				11-4-1				4-4-0				9-3-0		
10-5-1		2-1-0				3-3-0				HOME				2-1-1				1-0-0				2-0-0		
22-13-0		2-2-0				3-1-0				AWAY				7-3-0				3-4-0				7-3-0		
3-2-0		1-2-0				0-0-0				NEUTRAL				2-0-0				0-0-0				0-0-0		
18-8-1		1-0-0				3-1-0				NON-CONFERENCE				3-1-1				4-4-0				7-2-0		
3-0-1		0-0-0				0-0-0				HOME				0-0-1				1-0-0				2-0-0		
15-8-0		1-0-0				3-0-				AWAY				3-1-0				3-4-0				5-2-0		
0-0-0		0-0-0				0-0-0				NEUTRAL				0-0-0				0-0-0				0-0-0		
17-12-0		4-5-0				3-3-0				CONFERENCE				8-3-0				0-0-0				2-1-0		
7-5-0		2-1-0				3-3-0				HOME				2-1-0				0-0-0				0-0-0		
7-5-0		1-2-0				0-0-0				AWAY				4-2-0				0-0-0				2-1-0		
3-2-0		1-2-0				0-0-0				NEUTRAL				2-0-0				0-0-0				0-0-0		
RPI	S	Opponent		Score		RPI	S	Opponent		Score		RPI	S	Opponent		Score		RPI	S	Opponent		Score		
12	H	East Carolina		3 2		27	A	St. John's (NY)		1 0		53	A	Wichita St.		9 4		103	A	Rhode Island		3 4		
12	H	East Carolina		3 6		27	A	St. John's (NY)		3 1		53	A	Wichita St.		7 4		113	A	North Florida		2 4		
12	H	East Carolina		4 2		27	A	St. John's (NY)		4 14		53	A	Wichita St.		7 15		113	A	North Florida		5 6		
12	N	East Carolina		3 4		35	A	Northeastern		6 5		53	N	Wichita St.		7 5		113	A	North Florida		5 4		
17	A	Coastal Caro.		12 10		44	H	UCF		6 2		55	A	Georgia Tech		9 7		120	A	Kennesaw St.		3 7		
18	A	South Fla.		2 3		44	H	UCF		8 10		80	A	Southeastern La.		7 6		132	A	Georgia St.		10 1		
18	A	South Fla.		4 8		44	H	UCF		7 6		80	A	Southeastern La.		6 4		150	A	Hartford		1 0		
18	A	South Fla.		6 4		45	H	Houston		5 6		80	A	Southeastern La.		2 6		150	H	Hartford		9 1		
18	N	South Fla.		0 13		45	H	Houston		1 10		84	H	Tulane		6 2		162	A	Holy Cross		9 6		
18	N	South Fla.		3 2		45	H	Houston		6 4		84	H	Tulane		1 7		167	A	Boston College		4 0		
												84	H	Tulane		9 2		180	A	UMass Lowell		14 7		
												88	H	Bryant		9 9		188	A	Memphis		5 1		
												92	A	Cincinnati		0 1		188	A	Memphis		2 0		
												92	A	Cincinnati		7 6		188	A	Memphis		3 4		
												92	A	Cincinnati		8 5		244	A	The Citadel		17 3		
												92	A	Cincinnati		6 2		244	A	The Citadel		2 4		
												92	N	Cincinnati				244	A	The Citadel		2 4		
																		245	H	Sacred Heart		13 2		
																		266	A	Central Conn. St.		7 3		
																		266	H	Central Conn. St.		6 1		
						LAST 10 GAMES																		
						12	N	East Carolina		3 4		12	H	East Carolina		3 6								
						18	N	South Fla.		3 2		12	H	East Carolina		4 2								
						18	N	South Fla.		0 13		12	H	East Carolina		3 2								
						53	N	Wichita St.		7 5		103	A	Rhode Island		3 4								
						92	N	Cincinnati		6 2		45	H	Houston		6 4								

Non-Div. I Games:

UConn

Average RPI Win: 103		WON-LOST	WINNING	LAST 10	STRENGTH OF		OPP. STRENGTH	TEAM	ADJ	CONF.	ADJ CONF.
Average RPI Loss: 70		RECORD	PCT. RANK	GAMES	SCHEDULE		OF SCHEDULE	RPI	RPI	RPI	RPI
DIV. I ONLY		42-17-0	.71186	18	9-1-0		39	43	17	.58005	17
DIV. I NON-CONF.		15-10-0	.6	86	0-0-0		11	5	42	.55669	42
TOTALS		RPI 1-25	RPI 26-50		W-L RECORDS		RPI 51-100		RPI 101-150		RPI 150+
42-17-0		2-2-0	10-5-0		OVERALL		11-5-0		9-4-0		10-1-0
26-9-0		2-1-0	5-4-0		HOME		6-0-0		9-4-0		4-0-0
12-8-0		0-1-0	2-1-0		AWAY		5-5-0		0-0-0		5-1-0
4-0-0		0-0-0	3-0-0		NEUTRAL		0-0-0		0-0-0		1-0-0
15-10-0		2-2-0	3-3-0		NON-CONFERENCE		5-2-0		4-3-0		1-0-0
13-7-0		2-1-0	3-3-0		HOME		3-0-0		4-3-0		1-0-0
2-3-0		0-1-0	0-0-		AWAY		2-2-0		0-0-0		0-0-0
0-0-0		0-0-0	0-0-0		NEUTRAL		0-0-0		0-0-0		0-0-0
27-7-0		0-0-0	7-2-0		CONFERENCE		6-3-0		5-1-0		9-1-0
13-2-0		0-0-0	2-1-0		HOME		3-0-0		5-1-0		3-0-0
10-5-0		0-0-0	2-1-0		AWAY		3-3-0		0-0-0		5-1-0
4-0-0		0-0-0	3-0-0		NEUTRAL		0-0-0		0-0-0		1-0-0
RPI S	Opponent	Score		RPI S	Opponent	Score		RPI S	Opponent	Score	
8 H	North Carolina	5	2	29 H	Indiana	5	6	51 H	West Virginia	5	2
11 A	Clemson	1	6	37 H	Ohio St.	10	8	56 A	Louisiana	6	12
11 H	Clemson	9	5	37 H	Ohio St.	5	7	56 A	Louisiana	10	3
16 H	UConn	10	12	39 A	Troy	2	4	56 A	Louisiana	1	5
				39 A	Troy	3	2	65 A	UNCW	1	2
				39 A	Troy	5	4	65 H	UNCW	10	5
				39 N	Troy	11	6	67 A	Col. of Charleston	13	0
				42 H	Oklahoma	4	3	67 A	Col. of Charleston	4	11
				47 H	Illinois	6	7	71 A	Wake Forest	9	2
				47 H	Illinois	6	4	71 H	Wake Forest	19	3
				49 H	South Alabama	12	0	78 A	Ga. Southern	15	2
				49 H	South Alabama	6	11	78 A	Ga. Southern	7	3
				49 H	South Alabama	14	7	78 A	Ga. Southern	4	5
				49 N	South Alabama	3	1	93 H	Little Rock	4	0
				49 N	South Alabama	16	4	93 H	Little Rock	6	4
								93 H	Little Rock	1	0
				LAST 10 GAMES							
				39 N	Troy	11	6	179 A	Appalachian St.	10	5
				49 N	South Alabama	3	1	179 A	Appalachian St.	10	4
				49 N	South Alabama	16	4	93 H	Little Rock	1	0
				183 N	UT Arlington	12	2	93 H	Little Rock	6	4
				179 A	Appalachian St.	7	11	93 H	Little Rock	4	0
				102 H	Maryland	6	7	111 H	High Point	2	3
				111 H	High Point	5	8	111 H	High Point	5	8
				118 H	Texas St.	11	3	118 H	Texas St.	11	3
				118 H	Texas St.	7	3	118 H	Texas St.	7	3
				118 H	Texas St.	8	0	118 H	Texas St.	8	0
				128 H	VCU	15	5	128 H	VCU	15	5
				132 H	Georgia St.	3	1	132 H	Georgia St.	3	1
				132 H	Georgia St.	7	3	132 H	Georgia St.	7	3
				132 H	Georgia St.	2	3	132 H	Georgia St.	2	3
				135 H	Kansas St.	4	3	135 H	Kansas St.	4	3
				146 H	Virginia Tech	17	2	146 H	Virginia Tech	17	2
				148 H	Ball St.	6	3	148 H	Ball St.	6	3
				177 A	Arkansas St.	3	1	177 A	Arkansas St.	3	1
				177 A	Arkansas St.	8	3	177 A	Arkansas St.	8	3
				177 A	Arkansas St.	26	14	177 A	Arkansas St.	26	14
				179 A	Appalachian St.	7	11	179 A	Appalachian St.	7	11
				179 A	Appalachian St.	10	4	179 A	Appalachian St.	10	4
				179 A	Appalachian St.	10	5	179 A	Appalachian St.	10	5
				183 N	UT Arlington	12	2	183 N	UT Arlington	12	2
				197 H	La. -Monroe	17	16	197 H	La. -Monroe	17	16
				197 H	La. -Monroe	11	4	197 H	La. -Monroe	11	4
				197 H	La. -Monroe	14	4	197 H	La. -Monroe	14	4
				210 H	Radford	13	7	210 H	Radford	13	7

Non-Div. I Games:

Coastal Caro.

Average RPI Win: 100		WON-LOST	WINNING	LAST 10	STRENGTH OF		OPP. STRENGTH	TEAM	ADJ		CONF.	ADJ CONF.
Average RPI Loss: 50		RECORD	PCT. RANK	GAMES	SCHEDULE		OF SCHEDULE	RPI	RPI		RPI	RPI
DIV. I ONLY		35-20-1	.63393	51	6-3-1		9	34	18		.57816	18
DIV. I NON-CONF.		18-9-0	.66667	46	0-0-0		7	46	25		.57732	25
TOTALS		RPI 1-25	RPI 26-50		W-L RECORDS		RPI 51-100		RPI 101-150		RPI 150+	
35-20-1		7-10-0	3-3-0		OVERALL		11-4-1		4-1-0		10-2-0	
24-9-0		4-4-0	2-1-0		HOME		6-1-0		3-1-0		9-2-0	
8-9-1		2-5-0	1-2-0		AWAY		3-2-1		1-0-0		1-0-0	
3-2-0		1-1-0	0-0-0		NEUTRAL		2-1-0		0-0-0		0-0-0	
18-9-0		2-7-0	0-0-0		NON-CONFERENCE		4-0-0		4-1-0		8-1-0	
16-5-0		2-3-0	0-0-0		HOME		4-0-0		3-1-0		7-1-0	
2-4-0		0-4-0	0-0-		AWAY		0-0-0		1-0-0		1-0-0	
0-0-0		0-0-0	0-0-0		NEUTRAL		0-0-0		0-0-0		0-0-0	
17-11-1		5-3-0	3-3-0		CONFERENCE		7-4-1		0-0-0		2-1-0	
8-4-0		2-1-0	2-1-0		HOME		2-1-0		0-0-0		2-1-0	
6-5-1		2-1-0	1-2-0		AWAY		3-2-1		0-0-0		0-0-0	
3-2-0		1-1-0	0-0-0		NEUTRAL		2-1-0		0-0-0		0-0-0	
RPI S	Opponent	Score	RPI S	Opponent	Score	RPI S	Opponent	Score	RPI S	Opponent	Score	
1 A	Florida	8 11	44 H	UCF	5 4	53 A	Wichita St.	2 17	113 A	North Florida	12 5	
4 A	Stetson	2 5	44 H	UCF	0 1	53 A	Wichita St.	9 6	113 H	North Florida	7 1	
4 H	Stetson	3 5	44 H	UCF	4 2	53 A	Wichita St.	9 9	116 H	Fordham	13 4	
6 A	Florida St.	2 5	45 A	Houston	0 1	53 N	Wichita St.	2 4	116 H	Fordham	3 2	
8 H	North Carolina	8 9	45 A	Houston	9 6	53 N	Wichita St.	7 2	116 H	Fordham	0 2	
8 H	North Carolina	5 12	45 A	Houston	8 9	81 H	Army West Point	5 4	186 H	Columbia	13 6	
8 H	North Carolina	4 3				81 H	Army West Point	5 2	186 H	Columbia	3 4	
12 A	East Carolina	13 1				81 H	Army West Point	12 0	186 H	Columbia	8 0	
12 A	East Carolina	2 15				84 H	Tulane	14 3	186 H	Columbia	13 1	
12 A	East Carolina	5 4				84 H	Tulane	2 3	188 H	Memphis	2 8	
16 H	UConn	8 4				84 H	Tulane	10 8	188 H	Memphis	3 2	
16 H	UConn	4 6				85 H	FGCU	10 3	188 H	Memphis	4 2	
16 H	UConn	3 2				92 A	Cincinnati	7 10	194 A	Bethune-Cookman	16 1	
16 N	UConn	13 0				92 A	Cincinnati	9 8	194 H	Bethune-Cookman	5 3	
16 N	UConn	2 3				92 A	Cincinnati	8 6	204 H	Central Mich.	3 2	
21 A	Jacksonville	2 4				92 A	Cincinnati	9 4	204 H	Central Mich.	10 6	
21 H	Jacksonville	6 1				92 N	Cincinnati		204 H	Central Mich.	6 0	
LAST 10 GAMES												
16 N UConn						2 3		9 8				
16 N UConn						13 0		8 6				
53 N Wichita St.						7 2		7 10				
92 N Cincinnati						9 4		9 9				
53 N Wichita St.						2 4		9 6				

Non-Div. I Games:

South Fla.

Average RPI Win:		115	WON-LOST RECORD		WINNING PCT. RANK		LAST 10 GAMES		STRENGTH OF SCHEDULE		OPP. STRENGTH OF SCHEDULE		TEAM RPI	ADJ RPI		CONF. RPI	ADJ CONF. RPI			
DIV. I ONLY			40-16-0		.71429		17	6-4-0		42		24		19	.57793		19	3	3	
DIV. I NON-CONF.			20-3-0		.86957		7	2-0-0		178		152		32	.56902		32	4	4	
TOTALS		RPI 1-25		RPI 26-50		W-L RECORDS		RPI 51-100		RPI 101-150		RPI 150+								
40-16-0		9-8-0		0-0-0		OVERALL		11-4-0		6-3-0		14-1-0								
27-9-0		0-3-0		0-0-0		HOME		10-3-0		3-2-0		14-1-0								
12-5-0		8-4-0		0-0-0		AWAY		1-0-0		3-1-0		0-0-0								
1-2-0		1-1-0		0-0-0		NEUTRAL		0-1-0		0-0-0		0-0-0								
20-3-0		0-0-0		0-0-0		NON-CONFERENCE		4-1-0		4-2-0		12-0-0								
18-3-0		0-0-0		0-0-0		HOME		3-1-0		3-2-0		12-0-0								
2-0-0		0-0-0		0-0-		AWAY		1-0-0		1-0-0		0-0-0								
0-0-0		0-0-0		0-0-0		NEUTRAL		0-0-0		0-0-0		0-0-0								
20-13-0		9-8-0		0-0-0		CONFERENCE		7-3-0		2-1-0		2-1-0								
9-6-0		0-3-0		0-0-0		HOME		7-2-0		0-0-0		2-1-0								
10-5-0		8-4-0		0-0-0		AWAY		0-0-0		2-1-0		0-0-0								
1-2-0		1-1-0		0-0-0		NEUTRAL		0-1-0		0-0-0		0-0-0								
RPI	S	Opponent		Score		RPI	S	Opponent		Score		RPI	S	Opponent		Score				
6	A	Florida St.		5	3					55	H	Georgi a Tech	4	13		107	A	Campbel l	4	1
6	A	Florida St.		3	6					55	H	Georgi a Tech	5	2		107	H	Campbel l	4	5
6	A	Florida St.		3	4					55	H	Georgi a Tech	9	6		107	H	Campbel l	21	4
6	N	Florida St.		2	5					65	A	UNCW	8	3		133	H	Can i si us	2	3
8	H	North Carolina		5	6					70	H	Seton Hall	6	8		145	H	James Madi son	15	2
8	H	North Carolina		6	8					70	H	Seton Hall	8	4		145	H	James Madi son	6	4
8	H	North Carolina		4	5					70	H	Seton Hall	3	1		146	A	Virgini a Tech	2	10
8	N	North Carolina		8	3					71	H	Wake Forest	8	5		146	A	Virgini a Tech	1	0
11	A	Clemson		5	4					71	H	Wake Forest	7	5		146	A	Virgini a Tech	14	2
11	A	Clemson		4	0					71	H	Wake Forest	10	6		151	H	Furman	9	0
11	A	Clemson		6	1					79	H	Charlotte	9	6		151	H	Furman	9	2
20	A	Duke		2	1					82	N	Virginia	2	4		151	H	Furman	10	0
20	A	Duke		9	2					97	H	Notre Dame	8	12		154	H	Air Force	15	5
20	A	Duke		2	11					97	H	Notre Dame	12	2		167	H	Boston College	13	7
24	A	Loui sville		10	3					97	H	Notre Dame	13	5		167	H	Boston College	2	1
24	A	Loui sville		9	6										167	H	Boston College	3	11	
24	A	Loui sville		2	8										175	H	George Mason	3	2	
															213	H	N. C. A&T	9	7	
															242	H	William & Mary	7	3	
															242	H	William & Mary	5	0	
															242	H	William & Mary	8	4	
															262	H	UNC Asheville	15	11	
															262	H	UNC Asheville	6	2	
															282	H	Bowling Green	11	1	
						LAST 10 GAMES														
						6	N	Florida St.	2	5	71	H	Wake Forest	10	6					
						82	N	Virginia	2	4	71	H	Wake Forest	7	5					
						6	A	Florida St.	5	3	71	H	Wake Forest	8	5					
						6	A	Florida St.	3	6	145	H	James Madi son	15	2					
						6	A	Florida St.	3	4	145	H	James Madi son	6	4					

Non-Div. I Games:

NC State

D
u
k
eD
u
k
e

Duke

Average RPI Win:		136	WON-LOST RECORD		WINNING PCT. RANK		LAST 10 GAMES		STRENGTH OF SCHEDULE		OPP. STRENGTH OF SCHEDULE		TEAM RPI		ADJ RPI		CONF. RPI		ADJ CONF. RPI				
DIV. I ONLY			39-19-0		.67241 33		8-2-0		37		69		21		.57548 21		7		7				
DIV. I NON-CONF.			23-10-0		.69697 38		0-0-0		21		42		13		.59038 13		10		10				
TOTALS		RPI 1-25		RPI 26-50				W-L RECORDS				RPI 51-100				RPI 101-150				RPI 150+			
39-19-0		2-8-0		0-0-0				OVERALL				9-3-0				13-6-0				15-2-0			
22-7-0		1-1-0		0-0-0				HOME				6-3-0				8-2-0				7-1-0			
15-10-0		1-6-0		0-0-0				AWAY				3-0-0				4-3-0				7-1-0			
2-2-0		0-1-0		0-0-0				NEUTRAL				0-0-0				1-1-0				1-0-0			
23-10-0		2-5-0		0-0-0				NON-CONFERENCE				7-2-0				7-3-0				7-0-0			
13-4-0		1-1-0		0-0-0				HOME				4-2-0				3-1-0				5-0-0			
10-6-0		1-4-0		0-0-				AWAY				3-0-0				4-2-0				2-0-0			
0-0-0		0-0-0		0-0-0				NEUTRAL				0-0-0				0-0-0				0-0-0			
16-9-0		0-3-0		0-0-0				CONFERENCE				2-1-0				6-3-0				8-2-0			
9-3-0		0-0-0		0-0-0				HOME				2-1-0				5-1-0				2-1-0			
5-4-0		0-2-0		0-0-0				AWAY				0-0-0				0-1-0				5-1-0			
2-2-0		0-1-0		0-0-0				NEUTRAL				0-0-0				1-1-0				1-0-0			
RPI	S	Opponent		Score		RPI	S	Opponent		Score		RPI	S	Opponent		Score		RPI	S	Opponent		Score	
1	A	Florida		8	4							51	H	West Virginia		2	1	103	H	Rhode Island		6	0
1	A	Florida		3	10							51	H	West Virginia		4	5	103	H	Rhode Island		3	1
4	A	Stetson		2	8							51	H	West Virginia		7	4	103	H	Rhode Island		2	1
4	A	Stetson		1	2							85	H	FGCU		5	1	113	A	North Florida		5	12
4	N	Stetson		8	9							85	H	FGCU		3	4	113	H	North Florida		5	2
6	A	Florida St.		2	6							85	H	FGCU		15	5	113	H	North Florida		7	2
6	A	Florida St.		4	10							86	H	Bradley		9	5	113	H	North Florida		2	8
6	H	Florida St.		0	4							86	H	Bradley		7	5	113	N	North Florida		4	3
18	A	South Fla.		1	6							86	H	Bradley		8	12	113	N	North Florida		2	6
18	H	South Fla.		4	2							94	A	Saint Louis		3	2	117	H	Richmond		3	4
												94	A	Saint Louis		7	4	120	H	Kennesaw St.		15	1
												94	A	Saint Louis		3	1	120	H	Kennesaw St.		5	2
																		120	H	Kennesaw St.		11	3
																		122	A	Jacksonville St.		6	4
																		122	A	Jacksonville St.		17	6
																		122	A	Jacksonville St.		4	1
																		132	A	Georgia St.		5	3
																		132	A	Georgia St.		2	6
																		132	A	Georgia St.		0	7
																		155	H	NJIT		7	1
																		155	H	NJIT		10	2
																		155	H	NJIT		2	3
																		174	A	Lipscomb		17	6
																		174	A	Lipscomb		5	2
																		174	A	Lipscomb		7	12
																		174	N	Lipscomb		9	6
																		194	A	Bethune-Cookman		13	8
																		194	H	Bethune-Cookman		4	3
																		208	H	Fairfield		11	4
																		208	H	Fairfield		7	3
																		208	H	Fairfield		5	1
																		230	A	USC Upstate		14	5
																		230	A	USC Upstate		5	3
																		230	A	USC Upstate		15	3

Non-Div. I Games:

Jacksonville

RPI	S	Opponent	Score	
256	A	Florida A&M	11	10
256	H	Florida A&M	2	1

Jacksonville

J
a
c
k
s
o
n
v
i
l
l
e

J
a
c
k
s
o
n
v
i
l
l
e

Average RPI Win: 98		WON-LOST	WINNING	LAST 10	STRENGTH OF		OPP. STRENGTH	TEAM	ADJ	CONF.	ADJ CONF.
Average RPI Loss: 56		RECORD	PCT. RANK	GAMES	SCHEDULE		OF SCHEDULE	RPI	RPI	RPI	RPI
DIV. I ONLY		37-20-0	.64912	46	7-3-0		22	21	22	.57518	22
DIV. I NON-CONF.		20-11-0	.64516	61	2-0-0		31	28	41	.55763	41
TOTALS		RPI 1-25	RPI 26-50		W-L RECORDS		RPI 51-100		RPI 101-150		RPI 150+
37-20-0		3-7-0	9-5-0		OVERALL		11-4-0		6-3-0		8-1-0
27-7-0		1-3-0	6-1-0		HOME		10-1-0		4-1-0		6-1-0
9-11-0		2-4-0	3-3-0		AWAY		1-2-0		2-2-0		1-0-0
1-2-0		0-0-0	0-1-0		NEUTRAL		0-1-0		0-0-0		1-0-0
20-11-0		1-6-0	2-2-0		NON-CONFERENCE		4-1-0		5-1-0		8-1-0
16-6-0		1-3-0	1-0-0		HOME		4-1-0		4-1-0		6-1-0
3-5-0		0-3-0	1-0-		AWAY		0-0-0		1-0-0		1-0-0
1-0-0		0-0-0	0-0-0		NEUTRAL		0-0-0		0-0-0		1-0-0
17-9-0		2-1-0	7-3-0		CONFERENCE		7-3-0		1-2-0		0-0-0
11-1-0		0-0-0	5-1-0		HOME		6-0-0		0-0-0		0-0-0
6-6-0		2-1-0	2-1-0		AWAY		1-2-0		1-2-0		0-0-0
0-2-0		0-0-0	0-1-0		NEUTRAL		0-1-0		0-0-0		0-0-0
RPI S	Opponent	Score	RPI S	Opponent	Score	RPI S	Opponent	Score	RPI S	Opponent	Score
2 H	Stanford	8 6	32 H	Baylor	9 5	51 A	West Virginia	11 6	118 A	Texas St.	6 1
2 H	Stanford	1 7	32 H	Baylor	4 1	51 A	West Virginia	3 8	118 H	Texas St.	11 10
2 H	Stanford	3 9	32 H	Baylor	2 0	51 A	West Virginia	6 8	118 H	Texas St.	6 2
2 H	Stanford	1 11	34 A	LSU	11 1	54 H	Sam Houston St.	3 2	135 A	Kansas St.	9 5
3 A	Arkansas	4 13	34 A	LSU	5 10	56 H	Louisiana	1 2	135 A	Kansas St.	10 11
3 A	Arkansas	5 7	34 A	LSU	4 13	56 H	Louisiana	3 0	135 A	Kansas St.	2 5
10 A	Texas Tech	12 6	41 H	Oklahoma St.	7 1	56 H	Louisiana	5 3	147 H	New Orleans	1 4
10 A	Texas Tech	5 16	41 H	Oklahoma St.	1 6	57 H	TCU	3 2	147 H	New Orleans	3 1
10 A	Texas Tech	7 5	41 H	Oklahoma St.	10 5	57 H	TCU	5 3	147 H	New Orleans	8 6
15 A	Texas A&M	5 6	42 A	Oklahoma	5 3	57 H	TCU	7 3	157 A	A&M-Corpus Christi	9 3
			42 A	Oklahoma	7 6	90 H	Kansas	4 0	191 H	McNeese	5 4
			42 A	Oklahoma	0 6	90 H	Kansas	14 4	215 N	Texas Southern	10 2
			42 N	Oklahoma	1 3	90 H	Kansas	5 4	225 H	Lamar University	7 2
			45 H	Houston	9 4	90 N	Kansas	2 3	231 H	Northwestern	16 3
						100 H	UTSA	2 0	231 H	Northwestern	12 1
									231 H	Northwestern	2 6
									231 H	Northwestern	10 7
									236 H	UTRGV	13 2
LAST 10 GAMES											
			42 N	Oklahoma	1 3	118 H	Texas St.	6 2			
			90 N	Kansas	2 3	10 A	Texas Tech	7 5			
			57 H	TCU	7 3	10 A	Texas Tech	5 16			
			57 H	TCU	5 3	10 A	Texas Tech	12 6			
			57 H	TCU	3 2	118 H	Texas St.	11 10			

Non-Div. I Games:

Texas

Average RPI Win: 167		WON-LOST RECORD		WINNING PCT. RANK		LAST 10 GAMES		STRENGTH OF SCHEDULE		OPP. STRENGTH OF SCHEDULE		TEAM RPI		ADJ RPI		CONF. RPI		ADJ CONF. RPI	
DIV. I ONLY		48-9-0		.84211		1		7-3-0		188		149		23		.57402		23	
DIV. I NON-CONF.		19-4-0		.82609		14		0-0-0		161		21		21		.58412		21	
TOTALS		RPI 1-25		RPI 26-50		W-L RECORDS		RPI 51-100		RPI 101-150		RPI 150+							
48-9-0		0-0-0		2-2-0		OVERALL		8-4-0		13-1-0		25-2-0							
24-4-0		0-0-0		0-0-0		HOME		4-1-0		11-1-0		9-2-0							
22-3-0		0-0-0		2-2-0		AWAY		3-1-0		1-0-0		16-0-0							
2-2-0		0-0-0		0-0-0		NEUTRAL		1-2-0		1-0-0		0-0-0							
19-4-0		0-0-0		2-2-0		NON-CONFERENCE		5-1-0		6-1-0		6-0-0							
11-2-0		0-0-0		0-0-0		HOME		4-1-0		5-1-0		2-0-0							
8-2-0		0-0-0		2-0-		AWAY		1-0-0		1-0-0		4-0-0							
0-0-0		0-0-0		0-0-0		NEUTRAL		0-0-0		0-0-0		0-0-0							
29-5-0		0-0-0		0-0-0		CONFERENCE		3-3-0		7-0-0		19-2-0							
13-2-0		0-0-0		0-0-0		HOME		0-0-0		6-0-0		7-2-0							
14-1-0		0-0-0		0-0-0		AWAY		2-1-0		0-0-0		12-0-0							
2-2-0		0-0-0		0-0-0		NEUTRAL		1-2-0		1-0-0		0-0-0							
RPI	S	Opponent	Score		RPI	S	Opponent	Score		RPI	S	Opponent	Score						
					38	A	Vanderbi l t	6	4	120	A	Kennesaw St.	4	2					
					39	A	Troy	12	13	122	H	Jacksonville St.	9	8					
					39	A	Troy	7	10	122	H	Jacksonville St.	11	7					
					39	A	Troy	10	6	122	H	Jacksonville St.	8	7					
										122	N	Jacksonville St.	5	2					
					93	H	Little Rock	4	7	123	H	Illinois St.	8	16					
					93	H	Little Rock	7	3	123	H	Illinois St.	7	4					
					93	H	Little Rock	17	7	123	H	Illinois St.	30	17					
					96	A	Morehead St.	10	7	137	H	Austin Peay	12	6					
					96	A	Morehead St.	7	8	137	H	Austin Peay	4	0					
					96	A	Morehead St.	18	17	137	H	Austin Peay	15	12					
					96	N	Morehead St.	10	5	142	H	Southern Ill.	11	4					
					96	N	Morehead St.	6	11	142	H	Southern Ill.	4	0					
					96	N	Morehead St.	3	4	142	H	Southern Ill.	18	5					
										152	H	Middle Tenn.	14	2					
										173	H	Eastern Ky.	12	6					
										173	H	Eastern Ky.	8	5					
										173	H	Eastern Ky.	5	4					
										174	A	Lipscomb	17	6					
										174	H	Lipscomb	27	7					
										199	H	Southeast Mo. St.	7	6					
										199	H	Southeast Mo. St.	6	2					
										199	H	Southeast Mo. St.	6	10					
										206	A	Western Ky.	10	1					
										220	A	SIUE	8	4					
										220	A	SIUE	4	1					
										220	A	SIUE	4	1					
										228	A	Eastern Ill.	10	6					
										228	A	Eastern Ill.	9	3					
										228	A	Eastern Ill.	26	11					
										243	A	Murray St.	15	5					
										243	A	Murray St.	23	7					
										243	A	Murray St.	9	2					
										265	H	UT Martin	3	4					
LAST 10 GAMES																			
					96	N	Morehead St.	3	4	96	A	Morehead St.	7	8					
					96	N	Morehead St.	6	11	96	A	Morehead St.	10	7					
					96	N	Morehead St.	10	5	173	H	Eastern Ky.	8	5					
					122	N	Jacksonville St.	5	2	173	H	Eastern Ky.	5	4					
					96	A	Morehead St.	18	17	173	H	Eastern Ky.	12	6					

Non-Div. I Games:

Tennessee Tech

RPI	S	Opponent	Score	
265	H	UT Martin	13	11
265	H	UT Martin	12	5
267	A	Belmont	10	0
267	A	Belmont	13	10
267	A	Belmont	9	6
286	A	Alabama A&M	17	0
286	A	Alabama A&M	12	8

T
e
n
n
e
s
s
e
e
T
e
c
h

T
e
n
n
e
s
s
e
e
T
e
c
h

Tennessee Tech

Average RPI Win:		124	WON-LOST		WINNING		LAST 10		STRENGTH OF		OPP. STRENGTH		TEAM	ADJ		CONF.		ADJ CONF.						
Average RPI Loss:		41	RECORD		PCT. RANK		GAMES		SCHEDULE		OF SCHEDULE		RPI	RPI		RPI		RPI						
DIV. I ONLY			43-17-0		.71667		15		8-2-0		75		20		24		.57254		24		3		3	
DIV. I NON-CONF.			22-4-0		.84615		9		0-1-0		197		59		33		.56883		33		4		4	
TOTALS		RPI 1-25		RPI 26-50		W-L RECORDS		RPI 51-100		RPI 101-150		RPI 150+												
43-17-0		7-9-0		2-2-0		OVERALL		11-5-0		8-0-0		15-1-0												
25-10-0		5-6-0		1-1-0		HOME		9-3-0		0-0-0		10-0-0												
13-6-0		1-2-0		1-1-0		AWAY		1-2-0		6-0-0		4-1-0												
5-1-0		1-1-0		0-0-0		NEUTRAL		1-0-0		2-0-0		1-0-0												
22-4-0		1-1-0		2-2-0		NON-CONFERENCE		5-1-0		1-0-0		13-0-0												
17-3-0		1-1-0		1-1-0		HOME		5-1-0		0-0-0		10-0-0												
3-1-0		0-0-0		1-0-		AWAY		0-0-0		0-0-0		2-0-0												
2-0-0		0-0-0		0-0-0		NEUTRAL		0-0-0		1-0-0		1-0-0												
21-13-0		6-8-0		0-0-0		CONFERENCE		6-4-0		7-0-0		2-1-0												
8-7-0		4-5-0		0-0-0		HOME		4-2-0		0-0-0		0-0-0												
10-5-0		1-2-0		0-0-0		AWAY		1-2-0		6-0-0		2-1-0												
3-1-0		1-1-0		0-0-0		NEUTRAL		1-0-0		1-0-0		0-0-0												
RPI	S	Opponent		Score		RPI	S	Opponent		Score		RPI	S	Opponent		Score								
6	A	Florida St.		7	8	29	H	Indiana		5	9	69	H	Wright St.		8	4							
6	A	Florida St.		6	1	30	A	Kentucky		5	8	71	A	Wake Forest		1	2							
6	A	Florida St.		4	9	30	H	Kentucky		8	2	71	A	Wake Forest		11	6							
6	N	Florida St.		8	11	38	A	Vanderbil t		8	4	71	A	Wake Forest		3	6							
8	H	North Carolina		3	10							71	N	Wake Forest		10	2							
8	H	North Carolina		5	4							72	H	Indiana St.		3	2							
8	H	North Carolina		6	4							72	H	Indiana St.		1	3							
10	H	Texas Tech		4	8							72	H	Indiana St.		10	6							
10	H	Texas Tech		7	4							82	H	Virginia		5	4							
11	H	Clemson		5	1							82	H	Virginia		1	2							
11	H	Clemson		1	3							82	H	Virginia		4	5							
11	H	Clemson		3	4							92	H	Cincinnati		24	6							
19	H	NC State		6	9							96	H	Morehead St.		16	10							
19	H	NC State		3	10							97	H	Notre Dame		5	0							
19	H	NC State		8	2							97	H	Notre Dame		10	7							
20	N	Duke		9	2							97	H	Notre Dame		5	4							
						LAST 10 GAMES																		
						6 N Florida St.						97 H Notre Dame												
						109 N Pittsburgh						97 H Notre Dame												
						20 N Duke						29 H Indiana												
						71 N Wake Forest						109 A Pittsburgh												
						97 H Notre Dame						109 A Pittsburgh												

Non-Div. I Games:

Loui sville

Average RPI Win:		140	WON-LOST RECORD		WINNING PCT. RANK		LAST 10 GAMES		STRENGTH OF SCHEDULE		OPP. STRENGTH OF SCHEDULE		TEAM RPI		ADJ RPI		CONF. RPI		ADJ CONF. RPI					
DIV. I ONLY			39-15-0		.72222		11		9-1-0		94		93		25		.57101		25		10		10	
DIV. I NON-CONF.			17-12-0		.58621		101		0-0-0		75		77		67		.5373		67		8		8	
TOTALS		RPI 1-25		RPI 26-50				W-L RECORDS				RPI 51-100				RPI 101-150				RPI 150+				
39-15-0		1-3-0		3-5-0				OVERALL				9-3-0				12-1-0				14-3-0				
17-6-0		0-2-0		0-2-0				HOME				0-1-0				10-0-0				7-1-0				
13-8-0		1-1-0		2-3-0				AWAY				5-2-0				1-1-0				4-1-0				
9-1-0		0-0-0		1-0-0				NEUTRAL				4-0-0				1-0-0				3-1-0				
17-12-0		1-3-0		0-4-0				NON-CONFERENCE				3-1-0				6-1-0				7-3-0				
8-6-0		0-2-0		0-2-0				HOME				0-1-0				4-0-0				4-1-0				
4-5-0		1-1-0		0-0-				AWAY				1-0-0				1-1-0				1-1-0				
5-1-0		0-0-0		0-0-0				NEUTRAL				2-0-0				1-0-0				2-1-0				
22-3-0		0-0-0		3-1-0				CONFERENCE				6-2-0				6-0-0				7-0-0				
9-0-0		0-0-0		0-0-0				HOME				0-0-0				6-0-0				3-0-0				
9-3-0		0-0-0		2-1-0				AWAY				4-2-0				0-0-0				3-0-0				
4-0-0		0-0-0		1-0-0				NEUTRAL				2-0-0				0-0-0				1-0-0				
RPI	S	Opponent		Score		RPI	S	Opponent		Score		RPI	S	Opponent		Score		RPI	S	Opponent		Score		
3	A	Arkansas		7	11	36	A	DBU		10	4	70	N	Seton Hall		14	2	101	N	Pepperdine		8	7	
7	H	Oregon St.		2	10	36	A	DBU		9	5	72	A	Indiana St.		4	6	121	H	CSUN		8	2	
7	H	Oregon St.		6	17	36	A	DBU		2	12	72	A	Indiana St.		4	3	121	H	CSUN		5	0	
12	A	East Carolina		7	4	36	N	DBU		7	6	72	A	Indiana St.		5	4	121	H	CSUN		3	2	
						41	A	Oklahoma St.		2	4	72	N	Indiana St.		4	2	123	H	Illinois St.		12	3	
						41	H	Oklahoma St.		8	10	72	N	Indiana St.		9	6	123	H	Illinois St.		6	3	
						48	A	Missouri		2	8	77	N	Iowa		8	3	123	H	Illinois St.		4	2	
						48	H	Missouri		6	8	86	A	Bradley		5	4	131	H	Oral Roberts		6	5	
												86	A	Bradley		0	2	142	H	Southern Ill.		8	3	
												86	A	Bradley		13	2	142	H	Southern Ill.		14	9	
												90	A	Kansas		12	2	142	H	Southern Ill.		5	3	
												90	H	Kansas		4	9	143	A	Central Ark.		0	1	
																		143	A	Central Ark.		5	2	
																		177	H	Arkansas St.		1	4	
																		177	H	Arkansas St.		12	4	
																		177	H	Arkansas St.		5	4	
																		198	A	Valparaiso		6	2	
																		198	A	Valparaiso		6	4	
																		198	A	Valparaiso		6	5	
																		199	H	Southeast Mo. St.		10	5	
																		215	N	Texas Southern		8	2	
																		215	N	Texas Southern		6	5	
																		225	A	Lamar University		11	2	
																		225	A	Lamar University		0	8	
																		227	N	Saint Joseph's		3	6	
																		243	H	Murray St.		5	4	
																		268	H	Evansville		11	4	
																		268	H	Evansville		8	2	
																		268	H	Evansville		6	5	
																		268	N	Evansville		10	0	
LAST 10 GAMES																								
						36	N	DBU		7	6	36	A	DBU		2	12							
						72	N	Indiana St.		9	6	36	A	DBU		9	5							
						72	N	Indiana St.		4	2	142	H	Southern Ill.		8	3							
						268	N	Evansville		10	0	142	H	Southern Ill.		14	9							
						36	A	DBU		10	4	142	H	Southern Ill.		5	3							

Non-Div. I Games:

Missouri St.

UCLA

Average RPI Win: 117		WON-LOST	WINNING	LAST 10	STRENGTH OF	OPP. STRENGTH	TEAM	ADJ	CONF.	ADJ CONF.							
Average RPI Loss: 66		RECORD	PCT. RANK	GAMES	SCHEDULE	OF SCHEDULE	RPI	RPI	RPI	RPI							
DIV. I ONLY		36-19-0	.65455	41	6-4-0	50	36	26	.57023	26	5	5					
DIV. I NON-CONF.		17-7-0	.70833	34	1-0-0	50	31	28	.57516	28	5	5					
<hr/>																	
TOTALS		RPI 1-25		RPI 26-50		W-L RECORDS		RPI 51-100		RPI 101-150		RPI 150+					
36-19-0		4-3-0		2-6-0		OVERALL		7-4-0		11-6-0		12-0-0					
22-6-0		2-1-0		2-2-0		HOME		4-0-0		7-3-0		7-0-0					
13-11-0		2-2-0		0-3-0		AWAY		3-4-0		4-2-0		4-0-0					
1-2-0		0-0-0		0-1-0		NEUTRAL		0-0-0		0-1-0		1-0-0					
17-7-0		1-0-0		2-3-0		NON-CONFERENCE		2-0-0		6-4-0		6-0-0					
9-4-0		0-0-0		2-2-0		HOME		1-0-0		2-2-0		4-0-0					
7-2-0		1-0-0		0-0-		AWAY		1-0-0		4-2-0		1-0-0					
1-1-0		0-0-0		0-1-0		NEUTRAL		0-0-0		0-0-0		1-0-0					
19-12-0		3-3-0		0-3-0		CONFERENCE		5-4-0		5-2-0		6-0-0					
13-2-0		2-1-0		0-0-0		HOME		3-0-0		5-1-0		3-0-0					
6-9-0		1-2-0		0-3-0		AWAY		2-4-0		0-0-0		3-0-0					
0-1-0		0-0-0		0-0-0		NEUTRAL		0-0-0		0-1-0		0-0-0					
RPI	S	Opponent		Score		RPI	S	Opponent		Score		RPI	S	Opponent		Score	
2	H	Stanford		7	2	32	H	Bayl or		5	2	52	A	Cal St. Fullerton		12	2
2	H	Stanford		11	13	32	H	Bayl or		6	8	52	H	Cal St. Fullerton		12	4
2	H	Stanford		8	4	32	H	Bayl or		3	0	63	A	Washi ngton		7	3
7	A	Oregon St.		4	1	38	H	Vanderbil t		3	6	63	A	Washi ngton		4	6
7	A	Oregon St.		1	4	46	A	Ari zona		3	6	63	A	Washi ngton		6	13
7	A	Oregon St.		0	2	46	A	Ari zona		0	2	73	A	Cal i forni a		2	5
13	A	Mi nnesota		6	1	46	A	Ari zona		1	3	73	A	Cal i forni a		3	8
						47	N	Illinois		3	5	73	A	Cal i forni a		4	2
												98	H	Oregon		10	2
												98	H	Oregon		12	4
												98	H	Oregon		15	1

Non-Div. I Games:

UCLA

Average RPI Win:		153	WON-LOST RECORD		WINNING PCT. RANK		LAST 10 GAMES		STRENGTH OF SCHEDULE		OPP. STRENGTH OF SCHEDULE		TEAM RPI		ADJ RPI		CONF. RPI		ADJ CONF. RPI					
DIV. I ONLY			39-15-0		.72222		11		7-3-0		101		134		27		.56956		27		12		12	
DIV. I NON-CONF.			21-11-0		.65625		55		0-1-0		110		123		47		.55362		47		14		14	
TOTALS		RPI 1-25		RPI 26-50		W-L RECORDS		RPI 51-100		RPI 101-150		RPI 150+												
39-15-0		3-5-0		0-0-0		OVERALL		7-5-0		9-1-0		20-4-0												
17-5-0		1-3-0		0-0-0		HOME		4-0-0		5-1-0		7-1-0												
16-9-0		2-2-0		0-0-0		AWAY		2-4-0		3-0-0		9-3-0												
6-1-0		0-0-0		0-0-0		NEUTRAL		1-1-0		1-0-0		4-0-0												
21-11-0		3-5-0		0-0-0		NON-CONFERENCE		1-3-0		6-0-0		11-3-0												
9-4-0		1-3-0		0-0-0		HOME		1-0-0		3-0-0		4-1-0												
9-7-0		2-2-0		0-0-		AWAY		0-3-0		3-0-0		4-2-0												
3-0-0		0-0-0		0-0-0		NEUTRAL		0-0-0		0-0-0		3-0-0												
18-4-0		0-0-0		0-0-0		CONFERENCE		6-2-0		3-1-0		9-1-0												
8-1-0		0-0-0		0-0-0		HOME		3-0-0		2-1-0		3-0-0												
7-2-0		0-0-0		0-0-0		AWAY		2-1-0		0-0-0		5-1-0												
3-1-0		0-0-0		0-0-0		NEUTRAL		1-1-0		1-0-0		1-0-0												
RPI	S	Opponent		Score		RPI	S	Opponent		Score		RPI	S	Opponent		Score								
8	A	North Carolina		5	2					59	H	Creighton	5	1	107	A	Campbell	3	1					
13	A	Minnesota		3	6					59	H	Creighton	4	3	107	A	Campbell	1	0					
13	A	Minnesota		8	9					59	H	Creighton	6	2	107	A	Campbell	7	1					
13	A	Minnesota		11	5					70	A	Seton Hall	3	4	119	H	Butler	4	2					
13	H	Minnesota		4	8					70	A	Seton Hall	6	3	119	H	Butler	3	1					
16	H	UConn		0	1					70	A	Seton Hall	2	1	119	H	Butler	0	3					
16	H	UConn		14	4					70	N	Seton Hall	2	19	119	N	Butler	12	8					
16	H	UConn		1	3					70	N	Seton Hall	7	0	129	H	Liberty	7	6					
										75	H	Wagner	3	1	129	H	Liberty	12	2					
										90	A	Kansas	4	7	129	H	Liberty	1	0					
										90	A	Kansas	1	6	156	A	Hofstra	12	4					
										90	A	Kansas	5	6	158	A	Xavier	9	4					
															158	A	Xavier	3	7					
															158	A	Xavier	34	7					
															160	N	Monmouth	3	0					
															186	A	Columbia	6	7					
															187	H	Georgetown	2	1					
															187	H	Georgetown	6	3					
															187	H	Georgetown	9	1					
															187	N	Georgetown	5	2					
															208	H	Fairfield	1	2					
															212	A	UC Davis	8	0					
															212	A	UC Davis	6	10					
															222	A	Binghamton	8	2					
															222	A	Binghamton	4	0					
															232	N	UMBC	12	0					
															240	N	Penn St.	18	4					
															252	H	Albany (NY)	6	1					
															257	H	Iona	9	1					
															257	H	Iona	5	1					
															281	A	Villanova	6	1					
															281	A	Villanova	8	2					
															281	A	Villanova	6	3					
															295	H	Saint Peter's	14	2					
				LAST 10 GAMES																				
				70	N	Seton Hall	7	0				119	H	Butler	0	3								
				70	N	Seton Hall	2	19				119	H	Butler	4	2								
				119	N	Butler	12	8				13	H	Minnesota	4	8								
				187	N	Georgetown	5	2				70	A	Seton Hall	6	3								
				119	H	Butler	3	1				70	A	Seton Hall	2	1								

Non-Div. I Games:

St. John's (NY)

Average RPI Win:		91	WON-LOST		WINNING		LAST 10		STRENGTH OF		OPP. STRENGTH		TEAM	ADJ		CONF.	ADJ CONF.						
Average RPI Loss:		68	RECORD		PCT. RANK		GAMES		SCHEDULE		OF SCHEDULE		RPI	RPI		RPI	RPI						
DIV. I ONLY			31-25-0		.55357		110		6-4-0		10		27		28		.56912						
DIV. I NON-CONF.			15-9-0		.625		71		1-0-0		105		244		62		.54379						
TOTALS		RPI 1-25		RPI 26-50				W-L RECORDS				RPI 51-100				RPI 101-150				RPI 150+			
31-25-0		11-5-0		5-13-0				OVERALL				6-2-0				0-0-0				9-5-0			
16-7-0		9-3-0		0-3-0				HOME				2-0-0				0-0-0				5-1-0			
8-16-0		1-2-0		3-9-0				AWAY				2-1-0				0-0-0				2-4-0			
7-2-0		1-0-0		2-1-0				NEUTRAL				2-1-0				0-0-0				2-0-0			
15-9-0		0-0-0		2-3-0				NON-CONFERENCE				4-1-0				0-0-0				9-5-0			
7-1-0		0-0-0		0-0-0				HOME				2-0-0				0-0-0				5-1-0			
2-7-0		0-0-0		0-0-				AWAY				0-0-0				0-0-0				2-4-0			
6-1-0		0-0-0		2-0-0				NEUTRAL				2-1-0				0-0-0				2-0-0			
16-16-0		11-5-0		3-10-0				CONFERENCE				2-1-0				0-0-0				0-0-0			
9-6-0		9-3-0		0-3-0				HOME				0-0-0				0-0-0				0-0-0			
6-9-0		1-2-0		3-6-0				AWAY				2-1-0				0-0-0				0-0-0			
1-1-0		1-0-0		0-1-0				NEUTRAL				0-0-0				0-0-0				0-0-0			
RPI	S	Opponent		Score		RPI	S	Opponent		Score		RPI	S	Opponent		Score		RPI	S	Opponent		Score	
1	H	Florida		12	4	30	A	Kentucky		6	9	54	N	Sam Houston St.		4	1	157	A	A&M-Corpus Christi		3	6
1	H	Florida		6	3	30	A	Kentucky		1	4	56	N	Louisiana		3	1	184	N	UC Santa Barbara		7	4
1	H	Florida		13	6	30	A	Kentucky		18	8	80	N	Southeastern La.		5	11	188	A	Memphis		1	6
3	H	Arkansas		5	3	34	A	LSU		0	4	82	A	Alabama		3	4	189	A	Nicholls St.		4	7
3	H	Arkansas		7	5	34	A	LSU		1	10	82	A	Alabama		6	4	189	N	Nicholls St.		14	4
3	H	Arkansas		6	5	34	A	LSU		4	1	82	A	Alabama		14	12	191	A	McNeese		3	6
5	H	Ole Miss		13	3	34	N	LSU		5	8	87	H	New Mexico St.		9	1	215	H	Texas Southern		11	6
5	H	Ole Miss		1	6	38	H	Vanderbilt		3	4	87	H	New Mexico St.		6	0	226	A	Jackson St.		12	1
5	H	Ole Miss		7	5	38	H	Vanderbilt		0	5							235	A	Alabama St.		15	4
5	N	Ole Miss		7	6	38	H	Vanderbilt		1	10							247	H	Utah Valley		5	3
14	A	Auburn		7	2	39	N	Troy		9	8							247	H	Utah Valley		4	2
14	A	Auburn		5	7	40	A	Southern Miss.		2	5							247	H	Utah Valley		1	2
14	A	Auburn		1	2	40	A	Southern Miss.		0	11							287	H	Alcorn		17	1
15	H	Texas A&M		4	7	40	A	Southern Miss.		4	7							288	H	Southern U.		5	0
15	H	Texas A&M		11	6	45	N	Houston		3	2												
15	H	Texas A&M		3	6	48	A	Missouri		3	1												
						48	A	Missouri		1	4												
						48	A	Missouri		4	5												
						LAST 10 GAMES																	
						34	N	LSU		5	8	30	A	Kentucky		1	4						
						1	H	Florida		13	6	30	A	Kentucky		6	9						
						1	H	Florida		12	4	39	N	Troy		9	8						
						1	H	Florida		6	3	82	A	Alabama		6	4						
						30	A	Kentucky		18	8	82	A	Alabama		3	4						

Non-Div. I Games:

Mississippi St.

Average RPI Win:		130	WON-LOST		WINNING		LAST 10		STRENGTH OF		OPP. STRENGTH		TEAM		ADJ		CONF.		ADJ CONF.	
Average RPI Loss:		56	RECORD		PCT. RANK		GAMES		SCHEDULE		OF SCHEDULE		RPI		RPI		RPI		RPI	
DIV. I ONLY			38-17-0		.69091		24		7-3-0		81		50		29		.56816		29	
DIV. I NON-CONF.			22-5-0		.81481		15		1-0-0		167		55		30		.57233		30	
TOTALS		RPI 1-25		RPI 26-50		W-L RECORDS		RPI 51-100		RPI 101-150		RPI 150+								
38-17-0		2-3-0		6-9-0		OVERALL		4-2-0		13-2-0		13-1-0								
21-5-0		0-0-0		4-3-0		HOME		1-1-0		7-0-0		9-1-0								
10-9-0		2-3-0		1-3-0		AWAY		2-1-0		5-2-0		0-0-0								
7-3-0		0-0-0		1-3-0		NEUTRAL		1-0-0		1-0-0		4-0-0								
22-5-0		2-0-0		1-2-0		NON-CONFERENCE		3-1-0		8-1-0		8-1-0								
11-3-0		0-0-0		0-1-0		HOME		1-1-0		4-0-0		6-1-0								
6-1-0		2-0-0		0-0-		AWAY		1-0-0		3-1-0		0-0-0								
5-1-0		0-0-0		1-1-0		NEUTRAL		1-0-0		1-0-0		2-0-0								
16-12-0		0-3-0		5-7-0		CONFERENCE		1-1-0		5-1-0		5-0-0								
10-2-0		0-0-0		4-2-0		HOME		0-0-0		3-0-0		3-0-0								
4-8-0		0-3-0		1-3-0		AWAY		1-1-0		2-1-0		0-0-0								
2-2-0		0-0-0		0-2-0		NEUTRAL		0-0-0		0-0-0		2-0-0								
RPI	S	Opponent		Score		RPI	S	Opponent		Score		RPI	S	Opponent		Score				
13	A	Minnesota		1	9	30	H	Kentucky		6	7	72	A	Indiana St.		5	3			
13	A	Minnesota		6	7	31	A	Purdue		3	5	72	H	Indiana St.		6	1			
13	A	Minnesota		1	4	31	H	Purdue		2	4	77	A	Iowa		1	5			
17	A	Coastal Caro.		6	5	31	H	Purdue		14	1	77	A	Iowa		4	2			
24	A	Louisville		9	5	31	H	Purdue		7	5	92	H	Cincinnati		3	8			
						37	A	Ohio St.		4	0	97	N	Notre Dame		3	0			
						37	A	Ohio St.		5	6									
						37	A	Ohio St.		4	5									
						42	N	Oklahoma		3	6									
						47	H	Illinois		2	1									
						47	H	Illinois		2	3									
						47	H	Illinois		9	2									
						47	N	Illinois		1	7									
						47	N	Illinois		4	5									
						49	N	South Alabama		8	4									
						LAST 10 GAMES														
						47	N	Illinois		4	5	102	H	Maryland		6	5			
						192	N	Michigan St.		6	5	24	A	Louisville		9	5			
						47	N	Illinois		1	7	105	A	Nebraska		8	6			
						102	H	Maryland		13	3	105	A	Nebraska		6	3			
						102	H	Maryland		5	1	105	A	Nebraska		2	5			

Non-Div. I Games:

Indiana

Average RPI Win: 103		WON-LOST	WINNING	LAST 10	STRENGTH OF		OPP. STRENGTH	TEAM	ADJ	CONF.	ADJ CONF.
Average RPI Loss: 49		RECORD	PCT. RANK	GAMES	SCHEDULE		OF SCHEDULE	RPI	RPI	RPI	RPI
DIV. I ONLY		34-22-0	.60714	69	25		6	30	.56761	30	1
DIV. I NON-CONF.		21-4-0	.84	10	128		99	18	.5859	18	1
TOTALS		RPI 1-25	RPI 26-50		W-L RECORDS		RPI 51-100		RPI 101-150		RPI 150+
34-22-0		8-10-0	8-6-0		OVERALL		6-4-0		1-0-0		11-2-0
19-9-0		6-4-0	6-3-0		HOME		1-0-0		1-0-0		5-2-0
10-12-0		2-5-0	1-3-0		AWAY		3-4-0		0-0-0		4-0-0
5-1-0		0-1-0	1-0-0		NEUTRAL		2-0-0		0-0-0		2-0-0
21-4-0		3-2-0	2-0-0		NON-CONFERENCE		4-0-0		1-0-0		11-2-0
10-3-0		3-1-0	0-0-0		HOME		1-0-0		1-0-0		5-2-0
6-1-0		0-1-0	1-0-		AWAY		1-0-0		0-0-0		4-0-0
5-0-0		0-0-0	1-0-0		NEUTRAL		2-0-0		0-0-0		2-0-0
13-18-0		5-8-0	6-6-0		CONFERENCE		2-4-0		0-0-0		0-0-0
9-6-0		3-3-0	6-3-0		HOME		0-0-0		0-0-0		0-0-0
4-11-0		2-4-0	0-3-0		AWAY		2-4-0		0-0-0		0-0-0
0-1-0		0-1-0	0-0-0		NEUTRAL		0-0-0		0-0-0		0-0-0
RPI	S	Opponent	Score	RPI	S	Opponent	Score	RPI	S	Opponent	Score
1	H	Florida	2 11	28	H	Mississippi St.	9 6	54	N	Sam Houston St.	7 2
1	H	Florida	4 9	28	H	Mississippi St.	4 1	56	N	Louisiana	10 4
1	H	Florida	3 2	28	H	Mississippi St.	8 18	76	A	Tennessee	2 6
3	A	Arkansas	4 9	29	A	Indiana	7 6	76	A	Tennessee	10 3
3	A	Arkansas	2 14	38	A	Vanderbilt	1 5	76	A	Tennessee	3 5
3	A	Arkansas	9 16	38	A	Vanderbilt	1 8	82	A	Alabama	5 2
9	A	Georgia	7 9	38	A	Vanderbilt	6 9	82	A	Alabama	2 4
9	A	Georgia	6 4	43	H	South Carolina	10 5	82	A	Alabama	2 4
9	A	Georgia	1 0	43	H	South Carolina	1 15	91	A	Wofford	6 1
10	H	Texas Tech	3 5	43	H	South Carolina	14 1	96	H	Morehead St.	7 1
10	H	Texas Tech	10 7	45	N	Houston	14 2				
10	H	Texas Tech	11 6	48	H	Missouri	11 14				
14	H	Auburn	3 4	48	H	Missouri	2 1				
14	H	Auburn	13 3	48	H	Missouri	11 10				
14	H	Auburn	5 4								
14	N	Auburn	3 4								
24	A	Louisville	2 8								
24	H	Louisville	8 5								
				LAST 10 GAMES							
				14	N	Auburn	3 4	28	H	Mississippi St.	8 18
				38	A	Vanderbilt	6 9	28	H	Mississippi St.	4 1
				38	A	Vanderbilt	1 5	28	H	Mississippi St.	9 6
				38	A	Vanderbilt	1 8	29	A	Indiana	7 6
				243	N	Murray St.	14 2	76	A	Tennessee	3 5

Non-Div. I Games:

Kentucky

Average RPI Win:		144	WON-LOST RECORD		WINNING PCT. RANK		LAST 10 GAMES		STRENGTH OF SCHEDULE		OPP. STRENGTH OF SCHEDULE		TEAM RPI		ADJ RPI		CONF. RPI		ADJ CONF. RPI					
DIV. I ONLY			37-19-0		.66071		39		8-2-0		63		96		31		.56756		31		6		6	
DIV. I NON-CONF.			16-12-0		.57143		105		1-0-0		127		161		78		.52952		78		7		7	
TOTALS		RPI 1-25		RPI 26-50		W-L RECORDS		RPI 51-100		RPI 101-150		RPI 150+												
37-19-0		0-4-0		5-4-0		OVERALL		8-8-0		6-1-0		18-2-0												
15-5-0		0-2-0		1-0-0		HOME		3-1-0		1-1-0		10-1-0												
11-12-0		0-1-0		2-4-0		AWAY		2-6-0		4-0-0		3-1-0												
11-2-0		0-1-0		2-0-0		NEUTRAL		3-1-0		1-0-0		5-0-0												
16-12-0		0-1-0		0-0-0		NON-CONFERENCE		4-8-0		3-1-0		9-2-0												
5-3-0		0-0-0		0-0-0		HOME		0-1-0		1-1-0		4-1-0												
3-8-0		0-1-0		0-0-		AWAY		2-6-0		1-0-0		0-1-0												
8-1-0		0-0-0		0-0-0		NEUTRAL		2-1-0		1-0-0		5-0-0												
21-7-0		0-3-0		5-4-0		CONFERENCE		4-0-0		3-0-0		9-0-0												
10-2-0		0-2-0		1-0-0		HOME		3-0-0		0-0-0		6-0-0												
8-4-0		0-0-0		2-4-0		AWAY		0-0-0		3-0-0		3-0-0												
3-1-0		0-1-0		2-0-0		NEUTRAL		1-0-0		0-0-0		0-0-0												
RPI	S	Opponent		Score		RPI	S	Opponent		Score		RPI	S	Opponent		Score								
4	A	Stetson		6	11	29	A	Indiana		4	2	58	H	Michigan		2	1							
13	H	Minnesota		7	22	29	A	Indiana		1	14	58	H	Michigan		3	0							
13	H	Minnesota		8	18	29	A	Indiana		5	7	58	H	Michigan		6	3							
13	N	Minnesota		4	6	29	H	Indiana		5	3	58	N	Michigan		5	4							
						37	A	Ohio St.		2	4	72	A	Indiana St.		3	1							
						37	A	Ohio St.		6	16	72	H	Indiana St.		1	2							
						37	A	Ohio St.		8	2	80	A	Southeastern La.		0	4							
						37	N	Ohio St.		8	2	84	A	Tulane		2	6							
						47	N	Illinois		11	5	84	A	Tulane		0	1							
												84	A	Tulane		12	8							
												94	A	Saint Louis		3	7							
												94	A	Saint Louis		1	15							
												94	A	Saint Louis		9	11							
												94	N	Saint Louis		5	2							
												97	N	Notre Dame		2	4							
												97	N	Notre Dame		8	7							
LAST 10 GAMES																								
						13	N	Minnesota		4	6	58	H	Michigan		6	3							
						47	N	Illinois		11	5	58	H	Michigan		3	0							
						58	N	Michigan		5	4	131	H	Oral Roberts		7	6							
						37	N	Ohio St.		8	2	37	A	Ohio St.		6	16							
						58	H	Michigan		2	1	37	A	Ohio St.		8	2							

Non-Div. I Games:

Purdue

B
a
y
l
o
r

Bayl or

Average RPI Win:		124	WON-LOST		WINNING		LAST 10		STRENGTH OF		OPP. STRENGTH		TEAM		ADJ		CONF.		ADJ CONF.				
Average RPI Loss:		110	RECORD		PCT. RANK		GAMES		SCHEDULE		OF SCHEDULE		RPI		RPI		RPI		RPI				
DIV. I ONLY			40-17-1		.69828		22		8-2-0		95		56		33		.56603		33				
DIV. I NON-CONF.			17-7-0		.70833		34		0-0-0		43		7		16		.58719		16				
TOTALS		RPI 1-25		RPI 26-50		W-L RECORDS		RPI 51-100		RPI 101-150		RPI 150+											
40-17-1		0-1-0		2-4-0		OVERALL		17-6-1		7-1-0		14-5-0											
23-6-0		0-0-0		2-2-0		HOME		9-2-0		5-0-0		7-2-0											
13-9-1		0-1-0		0-1-0		AWAY		5-3-1		1-1-0		7-3-0											
4-2-0		0-0-0		0-1-0		NEUTRAL		3-1-0		1-0-0		0-0-0											
17-7-0		0-1-0		1-1-0		NON-CONFERENCE		7-4-0		5-0-0		4-1-0											
14-1-0		0-0-0		1-0-0		HOME		4-1-0		5-0-0		4-0-0											
3-6-0		0-1-0		0-0-		AWAY		3-3-0		0-0-0		0-1-0											
0-0-0		0-0-0		0-0-0		NEUTRAL		0-0-0		0-0-0		0-0-0											
23-10-1		0-0-0		1-3-0		CONFERENCE		10-2-1		2-1-0		10-4-0											
9-5-0		0-0-0		1-2-0		HOME		5-1-0		0-0-0		3-2-0											
10-3-1		0-0-0		0-0-0		AWAY		2-0-1		1-1-0		7-2-0											
4-2-0		0-0-0		0-1-0		NEUTRAL		3-1-0		1-0-0		0-0-0											
RPI	S	Opponent		Score		RPI	S	Opponent		Score		RPI	S	Opponent		Score		RPI	S	Opponent		Score	
1	A	Florida		1	6	40	H	Southern Miss.		6	5	60	N	Louisiana Tech		8	6	104	H	George Washington		3	2
						40	H	Southern Miss.		2	5	64	A	Miami (FL)		7	4	104	H	George Washington		6	1
						40	H	Southern Miss.		3	14	64	A	Miami (FL)		11	9	104	H	George Washington		3	0
						40	N	Southern Miss.		3	12	64	H	Miami (FL)		5	4	113	H	North Florida		14	1
						44	A	UCF		1	2	70	H	Seton Hall		11	3	113	H	North Florida		10	9
						44	H	UCF		11	8	70	H	Seton Hall		10	0	136	A	FIU		5	8
												70	H	Seton Hall		4	2	136	A	FIU		11	4
												79	H	Charlotte		6	5	136	N	FIU		7	4
												79	H	Charlotte		5	2	152	A	Middle Tenn.		9	4
												79	H	Charlotte		5	4	152	A	Middle Tenn.		17	9
												85	H	FGCU		2	4	152	A	Middle Tenn.		2	6
												89	A	Rice		6	6	158	H	Delaware		6	3
												89	A	Rice		14	10	158	H	Delaware		2	1
												89	A	Rice		5	3	158	H	Delaware		7	2
												89	N	Rice		7	4	194	A	Bethune-Cookman		6	7
												89	N	Rice		9	8	194	H	Bethune-Cookman		14	2
												89	N	Rice		4	5	201	H	UAB		2	8
												98	A	Oregon		4	10	201	H	UAB		5	2
												98	A	Oregon		0	4	201	H	UAB		5	12
												98	A	Oregon		5	0	205	A	Marshall		17	3
												98	A	Oregon		1	2	205	A	Marshall		8	6
												100	H	UTSA		10	8	205	A	Marshall		3	2
												100	H	UTSA		1	8	206	H	Western Ky.		15	2
												100	H	UTSA		3	2	206	H	Western Ky.		6	5
																		248	A	Old Dominion		12	7
																		248	A	Old Dominion		10	5
																		248	A	Old Dominion		1	2
LAST 10 GAMES						LAST 10 GAMES						LAST 10 GAMES						LAST 10 GAMES					
40 N Southern Miss.						3	12	136 N FIU						7	4	206 H Western Ky.						6	5
89 N Rice						9	8	206 H Western Ky.						15	2	152 A Middle Tenn.						9	4
89 N Rice						7	4	152 A Middle Tenn.						17	9								
60 N Louisiana Tech						8	6																
89 N Rice						4	5																

Non-Div. I Games:

Fla. Atlantic

Average RPI Win: 89		WON-LOST	WINNING	LAST 10	STRENGTH OF		OPP. STRENGTH	TEAM	ADJ	CONF.	ADJ CONF.
Average RPI Loss: 43		RECORD	PCT. RANK	GAMES	SCHEDULE		OF SCHEDULE	RPI	RPI	RPI	RPI
DIV. I ONLY		37-25-0	.59677	79	6-4-0		17	4	34	.56536	34
DIV. I NON-CONF.		18-8-0	.69231	40	1-0-0		134	67	73	.53384	73
TOTALS		RPI 1-25	RPI 26-50		W-L RECORDS		RPI 51-100		RPI 101-150		RPI 150+
37-25-0		9-10-0	8-7-0		OVERALL		9-7-0		2-0-0		9-1-0
29-8-0		4-2-0	5-2-0		HOME		9-3-0		2-0-0		9-1-0
4-14-0		3-6-0	1-5-0		AWAY		0-3-0		0-0-0		0-0-0
4-3-0		2-2-0	2-0-0		NEUTRAL		0-1-0		0-0-0		0-0-0
18-8-0		2-1-0	1-0-0		NON-CONFERENCE		4-6-0		2-0-0		9-1-0
18-4-0		2-1-0	1-0-0		HOME		4-2-0		2-0-0		9-1-0
0-3-0		0-0-0	0-0-0		AWAY		0-3-0		0-0-0		0-0-0
0-1-0		0-0-0	0-0-0		NEUTRAL		0-1-0		0-0-0		0-0-0
19-17-0		7-9-0	7-7-0		CONFERENCE		5-1-0		0-0-0		0-0-0
11-4-0		2-1-0	4-2-0		HOME		5-1-0		0-0-0		0-0-0
4-11-0		3-6-0	1-5-0		AWAY		0-0-0		0-0-0		0-0-0
4-2-0		2-2-0	2-0-0		NEUTRAL		0-0-0		0-0-0		0-0-0
RPI S	Opponent	Score	RPI S	Opponent	Score	RPI S	Opponent	Score	RPI S	Opponent	Score
1 N	Florida	11 0	28 H	Mississippi St.	4 0	56 A	Louisiana	3 4	106 H	Northwestern St.	9 5
1 N	Florida	3 4	28 H	Mississippi St.	1 4	56 N	Louisiana	1 3	147 H	New Orleans	14 6
3 H	Arkansas	7 5	28 H	Mississippi St.	10 1	60 H	Louisiana Tech	2 0	153 H	Hawaii	2 4
3 H	Arkansas	6 4	28 N	Mississippi St.	8 5	76 H	Tennessee	9 7	153 H	Hawaii	14 1
3 H	Arkansas	4 5	38 A	Vanderbilt	0 1	76 H	Tennessee	14 5	153 H	Hawaii	5 1
3 N	Arkansas	2 1	38 A	Vanderbilt	2 4	76 H	Tennessee	9 3	189 H	Nicholls St.	10 1
5 A	Ole Miss	3 14	38 A	Vanderbilt	6 2	80 A	Southeastern La.	4 5	191 H	McNeese	13 3
5 A	Ole Miss	5 2	43 A	South Carolina	6 8	80 H	Southeastern La.	4 2	217 H	Toledo	8 1
5 A	Ole Miss	8 9	43 A	South Carolina	4 11	82 H	Alabama	1 6	225 H	Lamar University	8 0
5 N	Ole Miss	1 9	43 A	South Carolina	0 11	82 H	Alabama	7 3	245 H	Sacred Heart	7 0
14 A	Auburn	4 11	43 N	South Carolina	6 4	82 H	Alabama	7 5	271 H	Grambling	10 3
14 A	Auburn	5 14	48 H	Missouri	7 5	84 A	Tulane	9 10	288 H	Southern U.	8 2
14 A	Auburn	6 2	48 H	Missouri	6 12	84 H	Tulane	10 4			
15 A	Texas A&M	2 9	48 H	Missouri	4 2	97 H	Notre Dame	7 6			
15 A	Texas A&M	1 3	49 H	South Alabama	9 4	97 H	Notre Dame	5 10			
15 A	Texas A&M	4 1				97 H	Notre Dame	3 11			
22 H	Texas	13 4									
22 H	Texas	10 5									
22 H	Texas	1 11									
			LAST 10 GAMES								
			5 N	Ole Miss	1 9	28 N	Mississippi St.	8 5			
			3 N	Arkansas	2 1	14 A	Auburn	5 14			
			1 N	Florida	11 0	14 A	Auburn	6 2			
			43 N	South Carolina	6 4	14 A	Auburn	4 11			
			1 N	Florida	3 4	106 H	Northwestern St.	9 5			

Non-Div. I Games:

LSU

Average RPI Win:		158	WON-LOST RECORD		WINNING PCT. RANK		LAST 10 GAMES		STRENGTH OF SCHEDULE		OPP. STRENGTH OF SCHEDULE		TEAM RPI		ADJ RPI		CONF. RPI		ADJ CONF. RPI	
DIV. I ONLY			36-19-0		.65455 41		6-4-0		70		95		35		.56427 35		13		13	
DIV. I NON-CONF.			16-11-0		.59259 97		0-0-0		51		47		40		.55806 40		15		15	
TOTALS		RPI 1-25		RPI 26-50		W-L RECORDS		RPI 51-100		RPI 101-150		RPI 150+								
36-19-0		1-7-0		2-2-0		OVERALL		6-7-0		8-1-0		19-2-0								
14-4-0		0-1-0		0-0-0		HOME		2-2-0		4-0-0		8-1-0								
11-10-0		1-6-0		0-0-0		AWAY		1-2-0		3-1-0		6-1-0								
11-5-0		0-0-0		2-2-0		NEUTRAL		3-3-0		1-0-0		5-0-0								
16-11-0		1-7-0		2-2-0		NON-CONFERENCE		3-1-0		2-0-0		8-1-0								
4-2-0		0-1-0		0-0-0		HOME		1-0-0		1-0-0		2-1-0								
4-6-0		1-6-0		0-0-		AWAY		0-0-0		1-0-0		2-0-0								
8-3-0		0-0-0		2-2-0		NEUTRAL		2-1-0		0-0-0		4-0-0								
20-8-0		0-0-0		0-0-0		CONFERENCE		3-6-0		6-1-0		11-1-0								
10-2-0		0-0-0		0-0-0		HOME		1-2-0		3-0-0		6-0-0								
7-4-0		0-0-0		0-0-0		AWAY		1-2-0		2-1-0		4-1-0								
3-2-0		0-0-0		0-0-0		NEUTRAL		1-2-0		1-0-0		1-0-0								
RPI	S	Opponent		Score		RPI	S	Opponent		Score		RPI	S	Opponent		Score				
10	A	Texas Tech		3	22	48	N	Missouri		2	5	59	N	Creighton		12	7			
10	A	Texas Tech		4	9	48	N	Missouri		4	2	59	N	Creighton		7	15			
10	A	Texas Tech		3	12	48	N	Missouri		1	20	59	N	Creighton		8	3			
10	A	Texas Tech		2	13	48	N	Missouri		10	8	65	H	UNCW		7	4			
14	A	Auburn		8	14							65	H	UNCW		6	7			
14	A	Auburn		2	1							65	H	UNCW		4	6			
14	A	Auburn		0	6							65	N	UNCW		3	2			
16	H	UConn		5	6							65	N	UNCW		4	7			
												65	N	UNCW		2	9			
												67	A	Col. of Charleston		4	5			
												67	A	Col. of Charleston		1	4			
												67	A	Col. of Charleston		2	1			
												88	H	Bryant		10	3			
	</																			

Non-Div. I Games:

Northeastern

DBU

Average RPI Win:		136	WON-LOST RECORD		WINNING PCT. RANK		LAST 10 GAMES		STRENGTH OF SCHEDULE		OPP. STRENGTH OF SCHEDULE		TEAM RPI		ADJ RPI		CONF. RPI		ADJ CONF. RPI					
DIV. I ONLY			40-19-0		.67797		32		6-4-0		76		104		36		.5616		36		10		10	
DIV. I NON-CONF.			20-12-0		.625		71		0-0-0		41		78		51		.55145		51		8		8	
TOTALS		RPI 1-25		RPI 26-50				W-L RECORDS				RPI 51-100				RPI 101-150				RPI 150+				
40-19-0		3-6-0		2-3-0				OVERALL				10-3-0				8-2-0				17-5-0				
23-7-0		2-2-0		1-2-0				HOME				1-0-0				5-1-0				14-2-0				
13-10-0		1-3-0		1-1-0				AWAY				7-3-0				2-1-0				2-2-0				
4-2-0		0-1-0		0-0-0				NEUTRAL				2-0-0				1-0-0				1-1-0				
20-12-0		2-3-0		2-3-0				NON-CONFERENCE				3-2-0				2-1-0				11-3-0				
16-5-0		1-0-0		1-2-0				HOME				1-0-0				2-1-0				11-2-0				
4-7-0		1-3-0		1-0-				AWAY				2-2-0				0-0-0				0-1-0				
0-0-0		0-0-0		0-0-0				NEUTRAL				0-0-0				0-0-0				0-0-0				
20-7-0		1-3-0		0-0-0				CONFERENCE				7-1-0				6-1-0				6-2-0				
7-2-0		1-2-0		0-0-0				HOME				0-0-0				3-0-0				3-0-0				
9-3-0		0-0-0		0-0-0				AWAY				5-1-0				2-1-0				2-1-0				
4-2-0		0-1-0		0-0-0				NEUTRAL				2-0-0				1-0-0				1-1-0				
RPI	S	Opponent		Score		RPI	S	Opponent		Score		RPI	S	Opponent		Score		RPI	S	Opponent		Score		
10	A	Texas Tech		10	4	32	H	Baylor		2	5	54	A	Sam Houston St.		5	6	123	A	Illinois St.		3	4	
10	H	Texas Tech		6	5	41	A	Oklahoma St.		6	4	54	A	Sam Houston St.		21	3	123	A	Illinois St.		17	11	
11	A	Clemson		2	3	41	H	Oklahoma St.		2	4	54	A	Sam Houston St.		9	7	123	A	Illinois St.		9	4	
11	A	Clemson		1	9	42	A	Oklahoma		3	15	57	A	TCU		0	7	123	N	Illinois St.		10	6	
11	A	Clemson		1	12	42	H	Oklahoma		5	2	57	H	TCU		3	2	131	H	Oral Roberts		2	4	
25	H	Missouri St.		5	9							72	A	Indiana St.		12	10	131	H	Oral Roberts		8	5	
25	H	Missouri St.		12	2							72	A	Indiana St.		0	6	131	H	Oral Roberts		10	1	
25	H	Missouri St.		4	10							72	A	Indiana St.		7	3	142	H	Southern Ill.		3	1	
25	N	Missouri St.		6	7							86	A	Bradley		13	2	142	H	Southern Ill.		7	4	
												86	A	Bradley		7	3	142	H	Southern Ill.		9	8	
												86	A	Bradley		11	4	154	H	Air Force		11	3	
												86	N	Bradley		14	7	154	H	Air Force		0	6	
												86	N	Bradley		11	1	154	H	Air Force		7	1	
																		158	H	Xavier		12	5	
																		158	H	Xavier		14	2	
																		160	H	Monmouth		5	3	
																		160	H	Monmouth		15	4	
																		160	H	Monmouth		7	4	
																		183	A	UT Arlington		2	7	
																		183	H	UT Arlington		5	3	
																		198	A	Valparaiso		2	9	
																		198	A	Valparaiso		9	3	
																		198	A	Valparaiso		8	1	
																		198	N	Valparaiso		7	5	
																		198	N	Valparaiso		10	13	
																		268	H	Evansville		11	1	
																		268	H	Evansville		7	1	
																		268	H	Evansville		3	1	
																		270	H	Brown		14	4	
																		270	H	Brown		17	2	
																		270	H	Brown		5	9	
																		288	H	Southern U.		10	3	

TOTALS		RPI 1-25		RPI 26-50				W-L RECORDS				RPI 51-100				RPI 101-150				RPI 150+				
40-19-0		3-6-0		2-3-0				OVERALL				10-3-0				8-2-0				17-5-0				
23-7-0		2-2-0		1-2-0				HOME				1-0-0				5-1-0				14-2-0				
13-10-0		1-3-0		1-1-0				AWAY				7-3-0				2-1-0				2-2-0				
4-2-0		0-1-0		0-0-0				NEUTRAL				2-0-0				1-0-0				1-1-0				
20-12-0		2-3-0		2-3-0				NON-CONFERENCE				3-2-0				2-1-0				11-3-0				
16-5-0		1-0-0		1-2-0				HOME				1-0-0				2-1-0				11-2-0				
4-7-0		1-3-0		1-0-				AWAY				2-2-0				0-0-0				0-1-0				
0-0-0		0-0-0		0-0-0				NEUTRAL				0-0-0				0-0-0				0-0-0				
20-7-0		1-3-0		0-0-0				CONFERENCE				7-1-0				6-1-0				6-2-0				
7-2-0		1-2-0		0-0-0				HOME				0-0-0				3-0-0				3-0-0				
9-3-0		0-0-0		0-0-0				AWAY				5-1-0				2-1-0				2-1-0				
4-2-0		0-1-0		0-0-0				NEUTRAL				2-0-0				1-0-0				1-1-0				

Non-Div. I Games:

DBU

Average RPI Win: 129		WON-LOST	WINNING	LAST 10	STRENGTH OF		OPP. STRENGTH	TEAM	ADJ	CONF.	ADJ CONF.
Average RPI Loss: 84		RECORD	PCT. RANK	GAMES	SCHEDULE		OF SCHEDULE	RPI	RPI	RPI	RPI
DIV. I ONLY		36-22-0	.62069	60	4-6-0		27	94	37	.56158	37
DIV. I NON-CONF.		20-10-0	.66667	46	0-1-0		55	185	39	.55815	39
TOTALS		RPI 1-25	RPI 26-50		W-L RECORDS		RPI 51-100		RPI 101-150		RPI 150+
36-22-0		2-6-0	7-4-0		OVERALL		5-3-0		8-5-0		14-4-0
16-7-0		1-2-0	4-2-0		HOME		0-0-0		6-2-0		5-1-0
10-8-0		1-1-0	2-1-0		AWAY		3-3-0		0-1-0		4-2-0
10-7-0		0-3-0	1-1-0		NEUTRAL		2-0-0		2-2-0		5-1-0
20-10-0		1-3-0	1-0-0		NON-CONFERENCE		2-1-0		6-4-0		10-2-0
9-2-0		0-0-0	0-0-0		HOME		0-0-0		4-1-0		5-1-0
3-3-0		1-1-0	0-0-		AWAY		2-1-0		0-1-0		0-0-0
8-5-0		0-2-0	1-0-0		NEUTRAL		0-0-0		2-2-0		5-1-0
16-12-0		1-3-0	6-4-0		CONFERENCE		3-2-0		2-1-0		4-2-0
7-5-0		1-2-0	4-2-0		HOME		0-0-0		2-1-0		0-0-0
7-5-0		0-0-0	2-1-0		AWAY		1-2-0		0-0-0		4-2-0
2-2-0		0-1-0	0-1-0		NEUTRAL		2-0-0		0-0-0		0-0-0
RPI S	Opponent	Score	RPI S	Opponent	Score	RPI S	Opponent	Score	RPI S	Opponent	Score
7 N	Oregon St.	1 6	29 H	Indiana	5 4	58 N	Michigan	5 3	105 H	Nebraska	3 7
7 N	Oregon St.	8 10	29 H	Indiana	6 5	65 A	UNCW	8 1	105 H	Nebraska	7 4
13 H	Minnesota	6 5	29 H	Indiana	0 4	65 A	UNCW	8 3	105 H	Nebraska	15 14
13 H	Minnesota	1 11	31 H	Purdue	16 6	77 A	Iowa	1 2	107 H	Campbell I	8 13
13 H	Minnesota	1 2	31 H	Purdue	2 8	77 A	Iowa	2 1	107 H	Campbell I	10 6
13 N	Minnesota	1 8	31 H	Purdue	4 2	77 A	Iowa	5 9	111 N	High Point	8 6
17 A	Coastal Caro.	8 10	31 N	Purdue	2 8	77 N	Iowa	2 0	111 N	High Point	4 8
17 A	Coastal Caro.	7 5	40 N	Southern Miss.	9 6	92 A	Cincinnati	4 14	121 H	CSUN	7 3
			47 A	Illinois	10 5				121 H	CSUN	11 6
			47 A	Illinois	6 5				121 H	CSUN	2 1
			47 A	Illinois	3 11				133 N	Canisius	6 4
									133 N	Canisius	4 5
									148 A	Ball St.	11 12
									187 H	Georgetown	1 5
									187 H	Georgetown	13 5
									187 H	Georgetown	5 4
									189 N	Nicholls St.	6 3
									192 A	Michigan St.	2 6
									192 A	Michigan St.	3 8
									192 A	Michigan St.	10 8
									209 N	Utah	7 2
									209 N	Utah	20 13
									217 H	Tolledo	19 4
									218 N	Milwaukee	13 3
									218 N	Milwaukee	11 7
									219 N	Eastern Mich.	1 6
									240 A	Penn St.	19 8
									240 A	Penn St.	1 0
									240 A	Penn St.	5 1
									263 H	Youngstown St.	12 3
									272 H	Ohio	4 0
			LAST 10 GAMES								
			13 N	Minnesota	1 8	192 A	Michigan St.	2 6			
			58 N	Michigan	5 3	192 A	Michigan St.	10 8			
			77 N	Iowa	2 0	92 A	Cincinnati	4 14			
			31 N	Purdue	2 8	31 H	Purdue	16 6			
			192 A	Michigan St.	3 8	31 H	Purdue	2 8			

Non-Div. I Games:

Ohio St.

Average RPI Win: 84		WON-LOST	WINNING	LAST 10	STRENGTH OF		OPP. STRENGTH	TEAM	ADJ	CONF.	ADJ CONF.
Average RPI Loss: 57		RECORD	PCT. RANK	GAMES	SCHEDULE		OF SCHEDULE	RPI	RPI	RPI	RPI
DIV. I ONLY		31-25-0	.55357	110	6-4-0		8	13	38	.56134	38
DIV. I NON-CONF.		15-10-0	.6	86	1-1-0		74	121	86	.52629	86
TOTALS		RPI 1-25	RPI 26-50		W-L RECORDS		RPI 51-100		RPI 101-150		RPI 150+
31-25-0		6-12-0	12-5-0		OVERALL		4-3-0		1-1-0		8-4-0
22-9-0		6-5-0	6-3-0		HOME		1-0-0		1-0-0		8-1-0
7-11-0		0-6-0	5-2-0		AWAY		2-1-0		0-1-0		0-1-0
2-5-0		0-1-0	1-0-0		NEUTRAL		1-2-0		0-0-0		0-2-0
15-10-0		2-3-0	2-0-0		NON-CONFERENCE		2-2-0		1-1-0		8-4-0
12-4-0		2-3-0	0-0-0		HOME		1-0-0		1-0-0		8-1-0
1-2-0		0-0-0	1-0-		AWAY		0-0-0		0-1-0		0-1-0
2-4-0		0-0-0	1-0-0		NEUTRAL		1-2-0		0-0-0		0-2-0
16-15-0		4-9-0	10-5-0		CONFERENCE		2-1-0		0-0-0		0-0-0
10-5-0		4-2-0	6-3-0		HOME		0-0-0		0-0-0		0-0-0
6-9-0		0-6-0	4-2-0		AWAY		2-1-0		0-0-0		0-0-0
0-1-0		0-1-0	0-0-0		NEUTRAL		0-0-0		0-0-0		0-0-0
RPI S	Opponent	Score	RPI S	Opponent	Score	RPI S	Opponent	Score	RPI S	Opponent	Score
1 A	Florida	4 8	26 A	UCLA	6 3	54 N	Sam Houston St.	6 7	114 A	Long Beach St.	3 4
1 A	Florida	2 10	28 A	Mississippi St.	4 3	56 N	Louisiana	0 3	137 H	Austin Peay	19 6
1 A	Florida	2 8	28 A	Mississippi St.	5 0	57 N	TCU	7 4	152 A	Middle Tenn.	3 4
5 H	Ole Miss	8 7	28 A	Mississippi St.	10 1	72 H	Indiana St.	8 5	152 H	Middle Tenn.	21 4
5 H	Ole Miss	8 7	30 H	Kentucky	5 1	76 A	Tennessee	7 8	173 H	Eastern Ky.	5 6
5 H	Ole Miss	3 11	30 H	Kentucky	9 6	76 A	Tennessee	7 6	174 N	Lipscomb	1 5
9 H	Georgia	2 3	30 H	Kentucky	8 1	76 A	Tennessee	7 2	180 H	UMass Lowell	15 0
9 H	Georgia	8 3	34 H	LSU	1 0				180 H	UMass Lowell	9 2
9 H	Georgia	5 3	34 H	LSU	4 2				180 H	UMass Lowell	15 2
14 A	Auburn	5 11	34 H	LSU	2 6				206 H	Western Ky.	3 2
14 A	Auburn	1 4	43 H	South Carolina	7 8				267 N	Belmont	5 8
14 A	Auburn	0 14	43 H	South Carolina	9 10				268 H	Evansville	6 1
15 N	Texas A&M	1 3	43 H	South Carolina	8 1				276 H	Presbyterian	7 1
20 H	Duke	9 1	45 N	Houston	9 4				276 H	Presbyterian	15 2
20 H	Duke	9 1	48 A	Missouri	1 2						
20 H	Duke	4 5	48 A	Missouri	1 3						
23 H	Tennessee Tech	4 6	48 A	Missouri	6 2						
24 H	Louisville	4 8									
LAST 10 GAMES											
15 N	Texas A&M	1 3	76 A	Tennessee	7 8						
30 H	Kentucky	9 6	76 A	Tennessee	7 2						
30 H	Kentucky	5 1	76 A	Tennessee	7 6						
30 H	Kentucky	8 1	23 H	Tennessee Tech	4 6						
152 H	Middle Tenn.	21 4	14 A	Auburn	0 14						

Non-Div. I Games:

Vanderbilt

Average RPI Win:		147	WON-LOST		WINNING		LAST 10		STRENGTH OF		OPP. STRENGTH		TEAM	ADJ		CONF.	ADJ CONF.	
Average RPI Loss:		61	RECORD		PCT. RANK		GAMES		SCHEDULE		OF SCHEDULE		RPI	RPI		RPI	RPI	
DIV. I ONLY			41-19-0		.68333		26		8-2-0		91		67		39		.56116	
DIV. I NON-CONF.			19-7-0		.73077		29		1-0-0		49		90		22		.58401	
TOTALS		RPI 1-25		RPI 26-50		W-L RECORDS		RPI 51-100		RPI 101-150		RPI 150+						
41-19-0		4-8-0		2-2-0		OVERALL		7-6-0		6-1-0		22-2-0						
23-8-0		4-3-0		2-1-0		HOME		2-2-0		3-1-0		12-1-0						
15-9-0		0-4-0		0-0-0		AWAY		4-4-0		1-0-0		10-1-0						
3-2-0		0-1-0		0-1-0		NEUTRAL		1-0-0		2-0-0		0-0-0						
19-7-0		3-5-0		0-1-0		NON-CONFERENCE		2-1-0		2-0-0		12-0-0						
15-1-0		3-1-0		0-0-0		HOME		1-0-0		1-0-0		10-0-0						
4-5-0		0-4-0		0-0-		AWAY		1-1-0		1-0-0		2-0-0						
0-1-0		0-0-0		0-1-0		NEUTRAL		0-0-0		0-0-0		0-0-0						
22-12-0		1-3-0		2-1-0		CONFERENCE		5-5-0		4-1-0		10-2-0						
8-7-0		1-2-0		2-1-0		HOME		1-2-0		2-1-0		2-1-0						
11-4-0		0-0-0		0-0-0		AWAY		3-3-0		0-0-0		8-1-0						
3-1-0		0-1-0		0-0-0		NEUTRAL		1-0-0		2-0-0		0-0-0						
RPI	S	Opponent		Score		RPI	S	Opponent		Score		RPI	S	Opponent		Score		
6	A	Florida St.		3	7	28	N	Mississippi St.		8	9	56	A	Louisiana		8	5	
6	A	Florida St.		4	9	49	H	South Alabama		3	0	56	A	Louisiana		3	4	
6	A	Florida St.		5	6	49	H	South Alabama		5	8	56	A	Louisiana		6	2	
14	A	Auburn		5	6	49	H	South Alabama		11	1	56	N	Louisiana		10	1	
14	H	Auburn		9	5							78	A	Ga. Southern		7	0	
17	H	Coastal Caro.		4	5							78	A	Ga. Southern		0	3	
17	H	Coastal Caro.		4	2							78	A	Ga. Southern		4	7	
17	H	Coastal Caro.		2	3							82	A	Alabama		3	4	
17	N	Coastal Caro.		6	11							93	H	Little Rock		1	3	
23	H	Tennessee Tech		13	12							93	H	Little Rock		1	3	
23	H	Tennessee Tech		10	7							93	H	Little Rock		2	0	
23	H	Tennessee Tech		6	10							95	A	Samford		5	4	
												95	H	Samford		14	2	
			</															

Non-Div. I Games:

Troy

Average RPI Win: 139		WON-LOST	WINNING	LAST 10	STRENGTH OF		OPP. STRENGTH	TEAM	ADJ	CONF.	ADJ CONF.
Average RPI Loss: 87		RECORD	PCT. RANK	GAMES	SCHEDULE		OF SCHEDULE	RPI	RPI	RPI	RPI
DIV. I ONLY		43-16-0	.72881	8	7-3-0		136	57	40	.56112	40
DIV. I NON-CONF.		16-9-0	.64	64	0-1-0		162	1	76	.53052	76
TOTALS		RPI 1-25	RPI 26-50		W-L RECORDS		RPI 51-100		RPI 101-150		RPI 150+
43-16-0		0-2-0	7-3-0		OVERALL		13-7-0		3-2-0		20-2-0
21-8-0		0-0-0	4-0-0		HOME		9-5-0		0-1-0		8-2-0
16-5-0		0-1-0	2-2-0		AWAY		2-1-0		3-1-0		9-0-0
6-3-0		0-1-0	1-1-0		NEUTRAL		2-1-0		0-0-0		3-0-0
16-9-0		0-2-0	4-2-0		NON-CONFERENCE		6-3-0		1-1-0		5-1-0
11-4-0		0-0-0	4-0-0		HOME		4-2-0		0-1-0		3-1-0
3-3-0		0-1-0	0-0-		AWAY		2-1-0		1-0-0		0-0-0
2-2-0		0-1-0	0-1-0		NEUTRAL		0-0-0		0-0-0		2-0-0
27-7-0		0-0-0	3-1-0		CONFERENCE		7-4-0		2-1-0		15-1-0
10-4-0		0-0-0	0-0-0		HOME		5-3-0		0-0-0		5-1-0
13-2-0		0-0-0	2-1-0		AWAY		0-0-0		2-1-0		9-0-0
4-1-0		0-0-0	1-0-0		NEUTRAL		2-1-0		0-0-0		1-0-0
RPI S	Opponent	Score	RPI S	Opponent	Score	RPI S	Opponent	Score	RPI S	Opponent	Score
5 A	Ole Miss	6 7	28 H	Mississippi St.	11 0	56 H	Louisiana	4 7	136 A	FIU	5 0
5 N	Ole Miss	3 11	28 H	Mississippi St.	7 4	56 H	Louisiana	9 8	136 A	FIU	13 1
			28 H	Mississippi St.	5 2	60 H	Louisiana Tech	3 8	136 A	FIU	4 5
			33 A	Fla. Atlantic	14 3	60 H	Louisiana Tech	16 1	147 A	New Orleans	9 7
			33 A	Fla. Atlantic	5 6	60 H	Louisiana Tech	6 10	147 H	New Orleans	9 14
			33 A	Fla. Atlantic	5 2	78 H	Ga. Southern	4 3	152 H	Middle Tenn.	9 1
			33 N	Fla. Atlantic	12 3	78 H	Ga. Southern	8 2	152 H	Middle Tenn.	8 0
			37 N	Ohio St.	6 9	78 H	Ga. Southern	3 2	152 H	Middle Tenn.	11 2
			49 A	South Alabama	9 10	79 N	Charlotte	4 7	189 N	Nicholls St.	20 4
			49 H	South Alabama	5 3	79 N	Charlotte	6 0	201 A	UAB	6 1
						80 A	Southeastern La.	12 4	201 A	UAB	9 4
						82 A	Alabama	0 3	201 A	UAB	6 0
						84 A	Tulane	12 3	201 N	UAB	2 0
						84 H	Tulane	7 10	205 A	Marshall	18 9
						89 H	Rice	6 7	205 A	Marshall	7 4
						89 H	Rice	12 1	205 A	Marshall	10 2
						89 H	Rice	8 7	206 H	Western Ky.	8 2
						100 H	UTSA	4 3	206 H	Western Ky.	1 7
						100 H	UTSA	12 2	206 H	Western Ky.	14 1
						100 N	UTSA	5 3	219 N	Eastern Mich.	9 4
									248 A	Old Dominion	9 4
									248 A	Old Dominion	9 2
									248 A	Old Dominion	2 0
									265 H	UT Martin	16 2
									265 H	UT Martin	10 13
									265 H	UT Martin	13 4
									288 H	Southern U.	12 1
			LAST 10 GAMES								
			33 N	Fla. Atlantic	12 3	205 A	Marshall	18 9			
			79 N	Charlotte	6 0	205 A	Marshall	7 4			
			79 N	Charlotte	4 7	205 A	Marshall	10 2			
			100 N	UTSA	5 3	147 H	New Orleans	9 14			
			201 N	UAB	2 0	60 H	Louisiana Tech	3 8			

Non-Div. I Games:

Southern Miss.

Average RPI Win:		84	WON-LOST		WINNING		LAST 10		STRENGTH OF		OPP. STRENGTH		TEAM	ADJ		CONF.	ADJ CONF.						
Average RPI Loss:		74	RECORD		PCT. RANK		GAMES		SCHEDULE		OF SCHEDULE		RPI	RPI		RPI	RPI						
DIV. I ONLY			29-24-1		.5463		116		1-9-0		18		28		41		.56023						
DIV. I NON-CONF.			12-14-1		.46296		167		0-2-0		39		96		87		.52282						
TOTALS		RPI 1-25		RPI 26-50				W-L RECORDS				RPI 51-100				RPI 101-150				RPI 150+			
29-24-1		3-6-0		6-3-0				OVERALL				10-8-1				9-5-0				1-2-0			
12-10-1		1-3-0		1-1-0				HOME				7-3-1				2-1-0				1-2-0			
15-12-0		2-2-0		3-2-0				AWAY				3-4-0				7-4-0				0-0-0			
2-2-0		0-1-0		2-0-0				NEUTRAL				0-1-0				0-0-0				0-0-0			
12-14-1		2-0-0		1-1-0				NON-CONFERENCE				2-6-1				6-5-0				1-2-0			
5-7-1		1-0-0		0-1-0				HOME				1-3-1				2-1-0				1-2-0			
7-7-0		1-0-0		1-0-				AWAY				1-3-0				4-4-0				0-0-0			
0-0-0		0-0-0		0-0-0				NEUTRAL				0-0-0				0-0-0				0-0-0			
17-10-0		1-6-0		5-2-0				CONFERENCE				8-2-0				3-0-0				0-0-0			
7-3-0		0-3-0		1-0-0				HOME				6-0-0				0-0-0				0-0-0			
8-5-0		1-2-0		2-2-0				AWAY				2-1-0				3-0-0				0-0-0			
2-2-0		0-1-0		2-0-0				NEUTRAL				0-1-0				0-0-0				0-0-0			
RPI	S	Opponent		Score		RPI	S	Opponent		Score		RPI	S	Opponent		Score		RPI	S	Opponent		Score	
10	H	Texas Tech		4	9	32	A	Bayl or		11	6	51	A	West Vi rgini a		6	4	118	A	Texas St.		6	2
10	H	Texas Tech		3	7	32	A	Bayl or		3	7	51	A	West Vi rgini a		7	4	118	A	Texas St.		1	10
10	H	Texas Tech		6	14	32	A	Bayl or		5	13	51	A	West Vi rgini a		7	10	118	A	Texas St.		6	5
10	N	Texas Tech		2	6	36	A	DBU		4	2	51	N	West Vi rgini a		5	8	127	A	Arizona St.		3	2
22	A	Texas		1	7	36	H	DBU		4	6	53	A	Wi chi ta St.		5	7	127	A	Arizona St.		1	9
22	A	Texas		6	1	42	A	Okl ahoma		7	1	53	H	Wi chi ta St.		7	10	127	A	Arizona St.		2	14
22	A	Texas		5	10	42	H	Okl ahoma		8	0	57	H	TCU		9	8	131	A	Oral Roberts		5	6
25	A	Mi ssouri St.		10	8	42	N	Okl ahoma		9	2	57	H	TCU		7	6	131	H	Oral Roberts		5	10
25	H	Mi ssouri St.		4	2	42	N	Okl ahoma		10	1	57	H	TCU		12	7	135	A	Kansas St.		6	3
												70	H	Seton Hall		7	10	135	A	Kansas St.		13	8
												70	H	Seton Hall		3	3	135	A	Kansas St.		6	1
												77	A	Iowa		3	11	139	H	Mari st		3	2
												77	A	Iowa		14	16	139	H	Mari st		5	3
												77	A	Iowa		7	6	143	A	Central Ark.		3	1
												90	H	Kansas		4	3	219	H	Eastern Mich.		5	6
												90	H	Kansas		12	1	219	H	Eastern Mich.		7	9
												90	H	Kansas		4	3	219	H	Eastern Mich.		8	3
												93	H	Li ttle Rock		9	2						
												93	H	Li ttle Rock		6	12						
LAST 10 GAMES																							
						10	N	Texas Tech		2	6	32	A	Bayl or		3	7						
						51	N	West Vi rgini a		5	8	32	A	Bayl or		11	6						
						10	H	Texas Tech		3	7	32	A	Bayl or		5	13						
						10	H	Texas Tech		6	14	77	A	Iowa		3	11						
						10	H	Texas Tech		4	9	77	A	Iowa		14	16						

Non-Div. I Games:

Oklahoma St.

Oklahoma

Average RPI Win: 98		WON-LOST RECORD		WINNING PCT. RANK		LAST 10 GAMES		STRENGTH OF SCHEDULE		OPP. STRENGTH OF SCHEDULE		TEAM RPI		ADJ RPI		CONF. RPI		ADJ CONF. RPI	
DIV. I ONLY		36-23-0		.61017 64		5-5-0		30		23		42		.56011 42		2		2	
DIV. I NON-CONF.		20-10-0		.66667 46		2-1-0		69		49		44		.55502 44		2		2	
TOTALS		RPI 1-25		RPI 26-50		W-L RECORDS		RPI 51-100		RPI 101-150		RPI 150+							
36-23-0		3-5-0		7-9-0		OVERALL		10-5-0		7-2-0		9-2-0							
25-7-0		1-2-0		4-1-0		HOME		6-1-0		6-1-0		8-2-0							
8-10-0		1-3-0		2-3-0		AWAY		3-4-0		1-0-0		1-0-0							
3-6-0		1-0-0		1-5-0		NEUTRAL		1-0-0		0-1-0		0-0-0							
20-10-0		0-1-0		4-3-0		NON-CONFERENCE		3-2-0		4-2-0		9-2-0							
15-4-0		0-0-0		1-0-0		HOME		3-1-0		3-1-0		8-2-0							
4-4-0		0-1-0		2-0-		AWAY		0-1-0		1-0-0		1-0-0							
1-2-0		0-0-0		1-1-0		NEUTRAL		0-0-0		0-1-0		0-0-0							
16-13-0		3-4-0		3-6-0		CONFERENCE		7-3-0		3-0-0		0-0-0							
10-3-0		1-2-0		3-1-0		HOME		3-0-0		3-0-0		0-0-0							
4-6-0		1-2-0		0-1-0		AWAY		3-3-0		0-0-0		0-0-0							
2-4-0		1-0-0		0-4-0		NEUTRAL		1-0-0		0-0-0		0-0-0							
RPI	S	Opponent	Score		RPI	S	Opponent	Score		RPI	S	Opponent	Score		RPI	S	Opponent	Score	
10	A	Texas Tech	6	12	29	N	Indiana	6	3	51	H	West Virginia	19	6	120	H	Kennesaw St.	4	9
10	A	Texas Tech	4	5	32	H	Baylor	6	1	51	H	West Virginia	2	1	120	H	Kennesaw St.	4	1
10	A	Texas Tech	12	5	32	H	Baylor	5	4	51	H	West Virginia	10	2	120	H	Kennesaw St.	3	1
17	A	Coastal Caro.	3	4	32	H	Baylor	4	2	53	A	Wichita St.	1	2	131	A	Oral Roberts	5	2
22	H	Texas	3	5	32	N	Baylor	0	4	57	A	TCU	2	6	131	H	Oral Roberts	20	3
22	H	Texas	6	7	32	N	Baylor	3	10	57	A	TCU	8	5	135	H	Kansas St.	4	3
22	H	Texas	6	0	36	A	DBU	2	5	57	A	TCU	6	3	135	H	Kansas St.	12	0
22	N	Texas	3	1	36	H	DBU	15	3	82	H	Alabama	1	13	135	H	Kansas St.	2	0
					41	A	Oklahoma St.	0	8	82	H	Alabama	2	1	146	N	Virginia Tech	6	14
					41	H	Oklahoma St.	1	7	82	H	Alabama	16	4	157	H	A&M-Corpus Christi	4	14
					41	N	Oklahoma St.	1	10	90	A	Kansas	5	6	157	H	A&M-Corpus Christi	3	2
					41	N	Oklahoma St.	2	9	90	A	Kansas	5	6	157	H	A&M-Corpus Christi	7	3
					44	A	UCF	7	3	90	A	Kansas	14	6	157	H	A&M-Corpus Christi	11	7
					44	A	UCF	7	4	90	A	Kansas	4	2	162	H	Holy Cross	1	0
					44	A	UCF	4	5	90	N	Kansas	4	2	162	H	Holy Cross	11	5
					49	N	South Alabama	5	6	93	H	Little Rock	13	0	183	A	UT Arlington	11	5
					LAST 10 GAMES														
					32	N	Baylor	3	10	90	A	Kansas	5	6					
					90	N	Kansas	4	2	90	A	Kansas	5	6					
					22	N	Texas	3	1	44	A	UCF	7	4					
					32	N	Baylor	0	4	44	A	UCF	7	3					
					90	A	Kansas	14	6	44	A	UCF	4	5					

Non-Div. I Games:

Oklahoma

Average RPI Win:		105	WON-LOST RECORD		WINNING PCT. RANK		LAST 10 GAMES		STRENGTH OF SCHEDULE		OPP. STRENGTH OF SCHEDULE		TEAM RPI		ADJ RPI		CONF. RPI		ADJ CONF. RPI					
DIV. I ONLY			33-24-0		.57895		93		5-5-0		13		19		43		.55963		43		1		1	
DIV. I NON-CONF.			15-9-0		.625		71		0-1-0		187		197		153		.49821		152		1		1	
TOTALS		RPI 1-25		RPI 26-50				W-L RECORDS				RPI 51-100				RPI 101-150				RPI 150+				
33-24-0		7-13-0		9-5-0				OVERALL				4-1-0				1-0-0				12-5-0				
24-10-0		4-3-0		5-1-0				HOME				4-1-0				1-0-0				10-5-0				
8-10-0		3-7-0		3-3-0				AWAY				0-0-0				0-0-0				2-0-0				
1-4-0		0-3-0		1-1-0				NEUTRAL				0-0-0				0-0-0				0-0-0				
15-9-0		1-3-0		0-0-0				NON-CONFERENCE				1-1-0				1-0-0				12-5-0				
13-6-0		1-0-0		0-0-0				HOME				1-1-0				1-0-0				10-5-0				
2-1-0		0-1-0		0-0-				AWAY				0-0-0				0-0-0				2-0-0				
0-2-0		0-2-0		0-0-0				NEUTRAL				0-0-0				0-0-0				0-0-0				
18-15-0		6-10-0		9-5-0				CONFERENCE				3-0-0				0-0-0				0-0-0				
11-4-0		3-3-0		5-1-0				HOME				3-0-0				0-0-0				0-0-0				
6-9-0		3-6-0		3-3-0				AWAY				0-0-0				0-0-0				0-0-0				
1-2-0		0-1-0		1-1-0				NEUTRAL				0-0-0				0-0-0				0-0-0				
RPI	S	Opponent		Score		RPI	S	Opponent		Score		RPI	S	Opponent		Score		RPI	S	Opponent		Score		
1	H	Florida		3	7	30	A	Kentucky		15	1	67	H	Col. of Charleston		0	9	113	H	North Florida		5	2	
1	H	Florida		15	7	30	A	Kentucky		1	14	76	H	Tennessee		6	1	151	A	Furman		10	2	
1	H	Florida		2	3	30	A	Kentucky		5	10	76	H	Tennessee		6	2	151	H	Furman		4	6	
3	A	Arkansas		0	2	34	H	LSU		11	0	76	H	Tennessee		6	3	161	H	Harvard		12	3	
3	A	Arkansas		0	3	34	H	LSU		11	4	99	H	Davi dson		5	4	171	H	VMI		9	0	
3	A	Arkansas		3	2	34	H	LSU		8	6							171	H	VMI		6	7	
3	N	Arkansas		8	13	34	N	LSU		4	6							171	H	VMI		7	2	
5	H	Ole Miss		11	6	38	A	Vanderbil t		10	9							200	H	Winthrop		15	2	
5	H	Ole Miss		5	6	38	A	Vanderbil t		1	8							213	H	N. C. A&T		12	2	
5	H	Ole Miss		13	5	38	A	Vanderbil t		8	7							244	A	The Ci tadel		12	1	
8	N	North Carol i na		3	11	48	H	Mi ssouri		6	3							244	H	The Ci tadel		3	4	
9	A	Georgia		5	7	48	H	Mi ssouri		1	0							255	H	Charleston So.		2	4	
9	A	Georgia		0	3	48	H	Mi ssouri		3	5							255	H	Charleston So.		7	0	
9	A	Georgia		3	12	48	N	Mi ssouri		4	2							255	H	Charleston So.		14	2	
11	A	Clemson		7	8													269	H	Pri nceton		6	4	
11	H	Clemson		3	2													269	H	Pri nceton		9	2	
11	N	Clemson		1	5													269	H	Pri nceton		7	3	
15	A	Texas A&M		5	3													276	H	Presbyteri an		4	7	
15	A	Texas A&M		10	1																			
15	A	Texas A&M		3	6																			
						LAST 10 GAMES																		
						34	N	LSU		4	6	15	A	Texas A&M		3	6							
						3	N	Arkansas		8	13	48	H	Mi ssouri		1	0							
						48	N	Mi ssouri		4	2	48	H	Mi ssouri		6	3							
						15	A	Texas A&M		10	1	48	H	Mi ssouri		3	5							
						15	A	Texas A&M		5	3	67	H	Col. of Charleston		0	9							

Non-Div. I Games:

South Carolina

UCF

Average RPI Win:		122	WON-LOST RECORD		WINNING PCT. RANK		LAST 10 GAMES		STRENGTH OF SCHEDULE		OPP. STRENGTH OF SCHEDULE		TEAM RPI		ADJ RPI		CONF. RPI		ADJ CONF. RPI					
DIV. I ONLY			35-21-0		.625		57		4-6-0		36		30		44		.55902		44		4		4	
DIV. I NON-CONF.			22-9-0		.70968		33		1-3-0		80		43		38		.55871		38		3		3	
TOTALS		RPI 1-25		RPI 26-50				W-L RECORDS				RPI 51-100				RPI 101-150				RPI 150+				
35-21-0		6-10-0		4-5-0				OVERALL				12-5-0				0-0-0				13-1-0				
26-9-0		3-2-0		2-2-0				HOME				11-5-0				0-0-0				10-0-0				
9-10-0		3-7-0		2-2-0				AWAY				1-0-0				0-0-0				3-1-0				
0-2-0		0-1-0		0-1-0				NEUTRAL				0-0-0				0-0-0				0-0-0				
22-9-0		3-3-0		2-3-0				NON-CONFERENCE				6-3-0				0-0-0				11-0-0				
19-5-0		2-0-0		2-2-0				HOME				5-3-0				0-0-0				10-0-0				
3-4-0		1-3-0		0-0-				AWAY				1-0-0				0-0-0				1-0-0				
0-0-0		0-0-0		0-0-0				NEUTRAL				0-0-0				0-0-0				0-0-0				
13-12-0		3-7-0		2-2-0				CONFERENCE				6-2-0				0-0-0				2-1-0				
7-4-0		1-2-0		0-0-0				HOME				6-2-0				0-0-0				0-0-0				
6-6-0		2-4-0		2-1-0				AWAY				0-0-0				0-0-0				2-1-0				
0-2-0		0-1-0		0-1-0				NEUTRAL				0-0-0				0-0-0				0-0-0				
RPI	S	Opponent		Score		RPI	S	Opponent		Score		RPI	S	Opponent		Score		RPI	S	Opponent		Score		
1	A	Florida		4	2	33	A	Fla. Atlantic		8	11	53	H	Wichita St.		9	5	188	A	Memphis		7	1	
1	H	Florida		9	7	33	H	Fla. Atlantic		2	1	53	H	Wichita St.		8	4	188	A	Memphis		0	9	
4	A	Stetson		0	1	42	H	Oklahoma		5	4	53	H	Wichita St.		4	5	188	A	Memphis		9	3	
4	H	Stetson		4	1	42	H	Oklahoma		3	7	64	A	Miami (FL)		4	0	194	A	Bethune-Cookman		6	1	
6	A	Florida St.		4	6	42	H	Oklahoma		4	7	64	H	Miami (FL)		3	4	194	H	Bethune-Cookman		7	1	
6	A	Florida St.		3	13	45	A	Houston		6	4	75	H	Wagner		12	0	237	H	Siena		1	0	
12	H	East Carolina		4	12	45	A	Houston		3	2	75	H	Wagner		6	3	237	H	Siena		2	0	
12	H	East Carolina		9	1	45	A	Houston		3	6	75	H	Wagner		10	8	237	H	Siena		10	8	
12	H	East Carolina		6	11	45	H	Houston		2	6	82	H	Virginia		6	3	261	H	Chicago St.		20	1	
12	N	East Carolina		4	8							84	H	Tulane		7	6	261	H	Chicago St.		8	0	
16	A	UConn		10	8							84	H	Tulane		3	2	261	H	Chicago St.		10	0	
16	A	UConn		6	7							86	H	Bradley		6	5	289	H	Savannah St.		15	4	
16	A	UConn		2	6							89	H	Rice		4	5	289	H	Savannah St.		6	0	
18	A	South Fla.		1	0							92	H	Cincinnati		6	9	289	H	Savannah St.		4	0	
18	A	South Fla.		4	5							92	H	Cincinnati		11	2							
18	A	South Fla.		2	4							92	H	Cincinnati		5	4							
												95	H	Samford		4	5							
						LAST 10 GAMES																		
						45	N	Houston		2	6	42	H	Oklahoma		3	7							
						12	N	East Carolina		4	8	42	H	Oklahoma		5	4							
						84	H	Tulane		3	2	33	A	Fla. Atlantic		8	11							
						84	H	Tulane		7	6	45	A	Houston		3	6							
						42	H	Oklahoma		4	7	45	A	Houston		6	4							

Non-Div. I Games:

UCF

Average RPI Win:		101	WON-LOST RECORD		WINNING PCT. RANK		LAST 10 GAMES		STRENGTH OF SCHEDULE		OPP. STRENGTH OF SCHEDULE		TEAM RPI		ADJ RPI		CONF. RPI		ADJ CONF. RPI				
DIV. I ONLY			36-23-0		.61017 64		6-4-0		62		14		45		.55628 45		4		4				
DIV. I NON-CONF.			17-13-0		.56667 108		2-1-0		159		15		106		.51455 106		3		3				
TOTALS		RPI 1-25		RPI 26-50		W-L RECORDS		RPI 51-100		RPI 101-150		RPI 150+											
36-23-0		8-4-0		2-5-0		OVERALL		12-10-0		2-2-0		12-2-0											
22-6-0		2-1-0		1-2-0		HOME		5-0-0		2-2-0		12-1-0											
10-11-0		5-2-0		0-0-0		AWAY		5-8-0		0-0-0		0-1-0											
4-6-0		1-1-0		1-3-0		NEUTRAL		2-2-0		0-0-0		0-0-0											
17-13-0		0-1-0		0-3-0		NON-CONFERENCE		6-5-0		2-2-0		9-2-0											
13-3-0		0-0-0		0-0-0		HOME		2-0-0		2-2-0		9-1-0											
3-6-0		0-1-0		0-0-		AWAY		3-4-0		0-0-0		0-1-0											
1-4-0		0-0-0		0-3-0		NEUTRAL		1-1-0		0-0-0		0-0-0											
19-10-0		8-3-0		2-2-0		CONFERENCE		6-5-0		0-0-0		3-0-0											
9-3-0		2-1-0		1-2-0		HOME		3-0-0		0-0-0		3-0-0											
7-5-0		5-1-0		0-0-0		AWAY		2-4-0		0-0-0		0-0-0											
3-2-0		1-1-0		1-0-0		NEUTRAL		1-1-0		0-0-0		0-0-0											
RPI	S	Opponent		Score		RPI	S	Opponent		Score		RPI	S	Opponent		Score							
12	A	East Carolina		3 1		28	N	Mississippi St.		2 3		52	A	Cal St. Fullerton		10 5							
12	A	East Carolina		6 5		30	N	Kentucky		2 14		52	A	Cal St. Fullerton		9 4							
12	A	East Carolina		5 4		38	N	Vanderbilt		4 9		52	A	Cal St. Fullerton		1 2							
12	N	East Carolina		1 12		44	H	UCF		4 6		53	H	Wichita St.		3 1							
12	N	East Carolina		5 3		44	H	UCF		2 3		53	H	Wichita St.		6 5							
16	A	UConn		4 6		44	H	UCF		6 3		53	H	Wichita St.		3 1							
16	A	UConn		6 5		44	N	UCF		6 2		54	A	Sam Houston St.		3 8							
16	A	UConn		10 1								54	H	Sam Houston St.		9 4							
18	H	South Fla.		1 0								54	N	Sam Houston St.		7 8							
18	H	South Fla.		9 8								80	A	Southeastern La.		4 5							
18	H	South Fla.		6 9								80	A	Southeastern La.		6 3							
22	A	Texas		4 9								84	A	Tulane		5 3							
												84	A	Tulane		16 17							
												84	A	Tulane		0 2							
												84	N	Tulane		6 11							
												84	N	Tulane		18 7							
												89	A	Rice		3 4							
												89	H	Rice		1 0							
												89	N	Rice		7 2							
												92	A	Cincinnati		2 4							
												92	A	Cincinnati		4 2							
												92	A	Cincinnati		1 2							
LAST 10 GAMES																							
12 N East Carolina						1 12						80 A Southeastern La.						4 5					
12 N East Carolina						5 3						80 A Southeastern La.						6 3					
84 N Tulane						18 7						89 N Rice						7 2					
44 N UCF						6 2						16 A UConn						4 6					
84 N Tulane						6 11						16 A UConn						10 1					

Non-Div. I Games:

Houston

Average RPI Win:		127	WON-LOST RECORD		WINNING PCT. RANK		LAST 10 GAMES		STRENGTH OF SCHEDULE		OPP. STRENGTH OF SCHEDULE		TEAM RPI		ADJ RPI		CONF. RPI		ADJ CONF. RPI					
DIV. I ONLY			34-22-0		.60714		69		5-5-0		44		68		46		.55508		46		5		5	
DIV. I NON-CONF.			19-6-0		.76		24		1-0-0		33		169		11		.59295		11		5		5	
TOTALS		RPI 1-25		RPI 26-50		W-L RECORDS		RPI 51-100		RPI 101-150		RPI 150+												
34-22-0		2-6-0		4-2-0		OVERALL		8-7-0		8-3-0		12-4-0												
23-6-0		2-4-0		4-0-0		HOME		5-0-0		3-1-0		9-1-0												
10-13-0		0-1-0		0-1-0		AWAY		2-7-0		5-2-0		3-2-0												
1-3-0		0-1-0		0-1-0		NEUTRAL		1-0-0		0-0-0		0-1-0												
19-6-0		0-2-0		1-2-0		NON-CONFERENCE		6-0-0		3-1-0		9-1-0												
14-0-0		0-0-0		1-0-0		HOME		5-0-0		1-0-0		7-0-0												
4-3-0		0-1-0		0-0-		AWAY		0-0-0		2-1-0		2-0-0												
1-3-0		0-1-0		0-1-0		NEUTRAL		1-0-0		0-0-0		0-1-0												
15-16-0		2-4-0		3-0-0		CONFERENCE		2-7-0		5-2-0		3-3-0												
9-6-0		2-4-0		3-0-0		HOME		0-0-0		2-1-0		2-1-0												
6-10-0		0-0-0		0-0-0		AWAY		2-7-0		3-1-0		1-2-0												
0-0-0		0-0-0		0-0-0		NEUTRAL		0-0-0		0-0-0		0-0-0												
RPI	S	Opponent		Score		RPI	S	Opponent		Score		RPI	S	Opponent		Score								
2	H	Stanford		2 8		26	H	UCLA		6 3		58	N	Mi chi gan		9 5								
2	H	Stanford		7 8		26	H	UCLA		2 0		63	A	Washi ngton		2 3								
2	H	Stanford		2 7		26	H	UCLA		3 1		63	A	Washi ngton		1 7								
3	N	Arkansas		0 1		47	N	Illinois		3 4		63	A	Washi ngton		0 1								
7	H	Oregon St.		6 5		50	A	San Di ego St.		2 3		73	A	Cal i forni a		3 9								
7	H	Oregon St.		2 6		50	H	San Di ego St.		13 4		73	A	Cal i forni a		11 12								
7	H	Oregon St.		15 4								73	A	Cal i forni a		6 16								
13	A	Minn esota		2 3								87	H	New Mexi co St.		14 0								
												87	H	New Mexi co St.		5 4								
												88	H	Bryant		10 1								
												88	H	Bryant		4 0								
												88	H	Bryant		5 1								
												98	A	Oregon		10 2								
												98	A	Oregon		1 2								
												98	A	Oregon		11 4								

Non-Div. I Games:

Ari zona

[illegible]

Non-Div. I Games:	Concordia Chicago	9	6
--------------------------	--------------------------	----------	----------

Illinois

Average RPI Win:		121	WON-LOST RECORD		WINNING PCT. RANK		LAST 10 GAMES		STRENGTH OF SCHEDULE		OPP. STRENGTH OF SCHEDULE		TEAM RPI		ADJ RPI		CONF. RPI		ADJ CONF. RPI					
DIV. I ONLY			34-22-0		.60714		69		4-6-0		60		11		48		.55456		48		1		1	
DIV. I NON-CONF.			22-3-0		.88		5		1-0-0		199		142		19		.58543		19		1		1	
TOTALS		RPI 1-25		RPI 26-50		W-L RECORDS		RPI 51-100		RPI 101-150		RPI 150+												
34-22-0		4-7-0		9-11-0		OVERALL		7-3-0		2-1-0		12-0-0												
22-8-0		1-3-0		4-2-0		HOME		5-3-0		0-0-0		12-0-0												
10-11-0		3-4-0		3-6-0		AWAY		2-0-0		2-1-0		0-0-0												
2-3-0		0-0-0		2-3-0		NEUTRAL		0-0-0		0-0-0		0-0-0												
22-3-0		2-0-0		2-2-0		NON-CONFERENCE		4-0-0		2-1-0		12-0-0												
15-0-0		1-0-0		0-0-0		HOME		2-0-0		0-0-0		12-0-0												
5-1-0		1-0-0		0-0-		AWAY		2-0-0		2-1-0		0-0-0												
2-2-0		0-0-0		2-2-0		NEUTRAL		0-0-0		0-0-0		0-0-0												
12-19-0		2-7-0		7-9-0		CONFERENCE		3-3-0		0-0-0		0-0-0												
7-8-0		0-3-0		4-2-0		HOME		3-3-0		0-0-0		0-0-0												
5-10-0		2-4-0		3-6-0		AWAY		0-0-0		0-0-0		0-0-0												
0-1-0		0-0-0		0-1-0		NEUTRAL		0-0-0		0-0-0		0-0-0												
RPI	S	Opponent		Score		RPI	S	Opponent		Score		RPI	S	Opponent		Score								
1	A	Florida		2 7		28	H	Mississippi St.		4 1		53	H	Wichita St.		9 4								
1	A	Florida		2 10		28	H	Mississippi St.		5 4		64	A	Miami (FL)		9 0								
1	A	Florida		1 3		28	H	Mississippi St.		1 3		72	H	Indiana St.		8 7								
9	H	Georgia		6 10		30	A	Kentucky		14 11		76	H	Tennessee		1 2								
9	H	Georgia		1 7		30	A	Kentucky		10 11		76	H	Tennessee		3 2								
9	H	Georgia		3 5		30	A	Kentucky		1 2		76	H	Tennessee		8 3								
14	A	Auburn		5 0		34	A	LSU		5 7		77	A	Iowa		17 16								
14	A	Auburn		2 1		34	A	LSU		12 6		82	H	Alabama		1 0								
14	A	Auburn		2 5		34	A	LSU		2 4		82	H	Alabama		1 2								
25	A	Missouri St.		8 6		35	N	Northeastern		2 4		82	H	Alabama		1 5								
25	H	Missouri St.		8 2		35	N	Northeastern		20 1														
						35	N	Northeastern		5 2														
						35	N	Northeastern		8 10														
						38	H	Vanderbilt		3 1														
						38	H	Vanderbilt		2 1														
						38	H	Vanderbilt		2 6														
						43	A	South Carolina		5 3														
						43	A	South Carolina		3 6														
						43	A	South Carolina		0 1														
						43	N	South Carolina		2 4														
LAST 10 GAMES																								
						43	N	South Carolina		2 4		43	A	South Carolina		0 1								
						76	H	Tennessee		8 3		43	A	South Carolina		3 6								
						76	H	Tennessee		1 2		43	A	South Carolina		5 3								
						76	H	Tennessee		3 2		9	H	Georgia		1 7								
						72	H	Indiana St.		8 7		9	H	Georgia		3 5								

Non-Div. I Games:

Missouri

Average RPI Win: 123		WON-LOST	WINNING	LAST 10	STRENGTH OF		OPP. STRENGTH	TEAM	ADJ	CONF.	ADJ CONF.
Average RPI Loss: 63		RECORD	PCT. RANK	GAMES	SCHEDULE		OF SCHEDULE	RPI	RPI	RPI	RPI
DIV. I ONLY		32-25-0	.5614	105	5-5-0		41	46	49	.55356	49
DIV. I NON-CONF.		10-11-0	.47619	158	0-1-0		8	10	46	.55429	46
TOTALS		RPI 1-25	RPI 26-50		W-L RECORDS		RPI 51-100		RPI 101-150		RPI 150+
32-25-0		1-10-0	3-5-0		OVERALL		9-4-0		9-3-0		10-3-0
17-5-0		0-1-0	1-0-0		HOME		4-0-0		3-1-0		9-3-0
10-17-0		1-7-0	1-4-0		AWAY		3-4-0		4-2-0		1-0-0
5-3-0		0-2-0	1-1-0		NEUTRAL		2-0-0		2-0-0		0-0-0
10-11-0		0-6-0	2-3-0		NON-CONFERENCE		1-1-0		6-1-0		1-0-0
5-2-0		0-1-0	1-0-0		HOME		1-0-0		3-1-0		0-0-0
2-8-0		0-5-0	0-0-		AWAY		0-1-0		1-0-0		1-0-0
3-1-0		0-0-0	1-1-0		NEUTRAL		0-0-0		2-0-0		0-0-0
22-14-0		1-4-0	1-2-0		CONFERENCE		8-3-0		3-2-0		9-3-0
12-3-0		0-0-0	0-0-0		HOME		3-0-0		0-0-0		9-3-0
8-9-0		1-2-0	1-2-0		AWAY		3-3-0		3-2-0		0-0-0
2-2-0		0-2-0	0-0-0		NEUTRAL		2-0-0		0-0-0		0-0-0
RPI S	Opponent	Score	RPI S	Opponent	Score	RPI S	Opponent	Score	RPI S	Opponent	Score
10 A	Texas Tech	1 8	29 N	Indiana	4 8	56 A	Louisiana	1 2	118 A	Texas St.	10 1
10 A	Texas Tech	2 5	34 A	LSU	4 9	56 A	Louisiana	7 3	118 A	Texas St.	11 10
10 A	Texas Tech	2 14	39 A	Troy	8 5	56 A	Louisiana	11 5	118 A	Texas St.	2 5
10 A	Texas Tech	7 9	39 A	Troy	1 11	78 H	Ga. Southern	11 3	132 A	Georgia St.	12 4
14 A	Auburn	4 10	39 A	Troy	0 3	78 H	Ga. Southern	8 1	132 A	Georgia St.	2 7
14 H	Auburn	6 7	40 A	Southern Miss.	3 5	78 H	Ga. Southern	9 6	135 N	Kansas St.	12 5
17 A	Coastal Caro.	0 12	40 H	Southern Miss.	10 9	78 N	Ga. Southern	12 0	146 N	Virginia Tech	7 5
17 A	Coastal Caro.	7 14	42 N	Oklahoma	6 5	78 N	Ga. Southern	5 3	147 A	New Orleans	15 9
17 A	Coastal Caro.	11 6				80 A	Southeastern La.	9 12	147 H	New Orleans	2 8
17 N	Coastal Caro.	4 16				80 H	Southeastern La.	6 1	150 H	Hartford	9 3
17 N	Coastal Caro.	1 3				93 A	Little Rock	9 13	150 H	Hartford	6 3
						93 A	Little Rock	10 7	150 H	Hartford	17 1
						93 A	Little Rock	4 7	177 H	Arkansas St.	3 6
									177 H	Arkansas St.	9 6
									177 H	Arkansas St.	3 6
									179 H	Appalachian St.	2 0
									179 H	Appalachian St.	9 1
									179 H	Appalachian St.	5 0
									183 H	UT Arlington	7 2
									183 H	UT Arlington	16 2
									183 H	UT Arlington	6 2
									197 H	La. -Monroe	6 12
									197 H	La. -Monroe	6 0
									197 H	La. -Monroe	5 3
									235 A	Alabama St.	18 7
			LAST 10 GAMES								
			17 N	Coastal Caro.	1 3	39 A	Troy	0 3			
			78 N	Ga. Southern	12 0	39 A	Troy	1 11			
			17 N	Coastal Caro.	4 16	80 A	Southeastern La.	9 12			
			78 N	Ga. Southern	5 3	183 H	UT Arlington	7 2			
			39 A	Troy	8 5	183 H	UT Arlington	6 2			

Non-Div. I Games:

South Alabama

Average RPI Win:		125	WON-LOST RECORD		WINNING PCT. RANK		LAST 10 GAMES		STRENGTH OF SCHEDULE		OPP. STRENGTH OF SCHEDULE		TEAM RPI		ADJ RPI		CONF. RPI		ADJ CONF. RPI					
DIV. I ONLY			39-19-0		.67241		33		6-4-0		100		71		50		.55256		50		9		9	
DIV. I NON-CONF.			18-7-0		.72		32		0-0-0		86		48		34		.56525		34		9		9	
TOTALS		RPI 1-25		RPI 26-50		W-L RECORDS		RPI 51-100		RPI 101-150		RPI 150+												
39-19-0		0-1-0		1-1-0		OVERALL		12-4-0		14-7-0		12-6-0												
22-10-0		0-1-0		1-0-0		HOME		7-1-0		6-5-0		8-3-0												
13-9-0		0-0-0		0-1-0		AWAY		3-3-0		6-2-0		4-3-0												
4-0-0		0-0-0		0-0-0		NEUTRAL		2-0-0		2-0-0		0-0-0												
18-7-0		0-1-0		1-1-0		NON-CONFERENCE		4-1-0		7-4-0		6-0-0												
12-4-0		0-1-0		1-0-0		HOME		4-1-0		2-2-0		5-0-0												
5-3-0		0-0-0		0-0-		AWAY		0-0-0		4-2-0		1-0-0												
1-0-0		0-0-0		0-0-0		NEUTRAL		0-0-0		1-0-0		0-0-0												
21-12-0		0-0-0		0-0-0		CONFERENCE		8-3-0		7-3-0		6-6-0												
10-6-0		0-0-0		0-0-0		HOME		3-0-0		4-3-0		3-3-0												
8-6-0		0-0-0		0-0-0		AWAY		3-3-0		2-0-0		3-3-0												
3-0-0		0-0-0		0-0-0		NEUTRAL		2-0-0		1-0-0		0-0-0												
RPI	S	Opponent		Score		RPI	S	Opponent		Score		RPI	S	Opponent		Score								
3	H	Arkansas		2	5	46	A	Arizona		4	13	52	H	Cal St. Fullerton		6	3							
						46	H	Arizona		3	2	52	H	Cal St. Fullerton		9	13							
												52	H	Cal St. Fullerton		9	6							
												58	H	Mi chi gan		4	3							
												63	H	Washi ngton		6	4							
												66	A	Nevada		12	7							
												66	A	Nevada		3	13							
												66	A	Nevada		10	12							
												74	A	UNLV		22	7							
												74	A	UNLV		17	8							
												74	A	UNLV		3	4							
												74	H	UNLV		7	6							
												74	H	UNLV		1	0							
												74	H	UNLV		4	2							
												74	N	UNLV		14	5							
												74	N	UNLV		4	3							

Non-Div. I Games:

San Diego St.

RPI	S	Opponent	Score	
184	H	UC Santa Barbara	8	4
184	H	UC Santa Barbara	9	1
229	H	CSU Bakersfi el d	5	4
234	A	UC Ri versi de	19	1
234	H	UC Ri versi de	8	6

San Di ego St.

S
a
n
D
i
e
g
o
S
t
.

S
a
n
D
i
e
g
o
S
t
.

Average RPI Win: 110		WON-LOST	WINNING	LAST 10	STRENGTH OF		OPP. STRENGTH	TEAM	ADJ	CONF.	ADJ CONF.
Average RPI Loss: 58		RECORD	PCT. RANK	GAMES	SCHEDULE		OF SCHEDULE	RPI	RPI	RPI	RPI
DIV. I ONLY		29-27-0	.51786	134	3-6-0		14	51	51	.55187	51
DIV. I NON-CONF.		18-10-0	.64286	63	0-0-0		18	174	26	.57689	26
TOTALS		RPI 1-25	RPI 26-50		W-L RECORDS		RPI 51-100		RPI 101-150		RPI 150+
29-27-0		5-8-0	4-7-0		OVERALL		4-7-0		8-4-0		8-1-0
15-8-0		2-1-0	2-4-0		HOME		2-1-0		8-2-0		1-0-0
10-15-0		2-7-0	0-3-0		AWAY		2-4-0		0-0-0		6-1-0
4-4-0		1-0-0	2-0-0		NEUTRAL		0-2-0		0-2-0		1-0-0
18-10-0		1-5-0	1-0-0		NON-CONFERENCE		2-1-0		6-3-0		8-1-0
9-2-0		0-0-0	0-0-0		HOME		2-1-0		6-1-0		1-0-0
7-6-0		1-5-0	0-0-		AWAY		0-0-0		0-0-0		6-1-0
2-2-0		0-0-0	1-0-0		NEUTRAL		0-0-0		0-2-0		1-0-0
11-17-0		4-3-0	3-7-0		CONFERENCE		2-6-0		2-1-0		0-0-0
6-6-0		2-1-0	2-4-0		HOME		0-0-0		2-1-0		0-0-0
3-9-0		1-2-0	0-3-0		AWAY		2-4-0		0-0-0		0-0-0
2-2-0		1-0-0	1-0-0		NEUTRAL		0-2-0		0-0-0		0-0-0
RPI S	Opponent	Score	RPI S	Opponent	Score	RPI S	Opponent	Score	RPI S	Opponent	Score
10 A	Texas Tech	1 0	32 H	Baylor	2 6	57 A	TCU	5 8	102 H	Maryland	9 5
10 A	Texas Tech	5 8	32 H	Baylor	1 4	57 A	TCU	4 3	109 H	Pittsburgh	12 1
10 A	Texas Tech	1 4	32 H	Baylor	2 1	57 A	TCU	4 10	128 N	VCU	2 6
10 N	Texas Tech	12 4	41 H	Oklahoma St.	10 7	57 N	TCU	1 8	128 N	VCU	5 8
17 A	Coastal Caro.	2 5	41 H	Oklahoma St.	4 6	57 N	TCU	3 7	133 H	Canisius	9 2
21 A	Jacksonville	4 7	41 H	Oklahoma St.	4 7	74 H	UNLV	7 5	133 H	Canisius	10 9
21 A	Jacksonville	1 2	41 N	Oklahoma St.	8 5	74 H	UNLV	4 11	133 H	Canisius	2 0
21 A	Jacksonville	5 4	42 A	Oklahoma	1 2	74 H	UNLV	8 7	133 H	Canisius	3 4
22 H	Texas	6 11	42 A	Oklahoma	6 19	90 A	Kansas	3 13	135 H	Kansas St.	8 5
22 H	Texas	8 3	42 A	Oklahoma	2 10	90 A	Kansas	21 3	135 H	Kansas St.	4 7
22 H	Texas	8 6	47 N	Illinois	10 8	90 A	Kansas	2 5	135 H	Kansas St.	6 0
23 A	Tennessee Tech	0 8							146 H	Virginia Tech	10 5
23 A	Tennessee Tech	1 9							152 A	Middle Tenn.	10 4
									152 A	Middle Tenn.	8 4
									152 A	Middle Tenn.	7 8
									205 A	Marshall	11 10
									206 A	Western Ky.	11 9
									206 A	Western Ky.	7 1
									206 A	Western Ky.	7 5
									240 N	Penn St.	3 2
									251 H	Niagara	9 6
			LAST 10 GAMES								
			57 N	TCU	3 7	32 H	Baylor	1 4			
			10 N	Texas Tech	12 4	32 H	Baylor	2 1			
			57 N	TCU	1 8	57 A	TCU	5 8			
			41 N	Oklahoma St.	8 5	57 A	TCU	4 10			
			32 H	Baylor	2 6	57 A	TCU	4 3			

Non-Div. I Games:

West Virginia

Average RPI Win:		130	WON-LOST RECORD		WINNING PCT. RANK		LAST 10 GAMES		STRENGTH OF SCHEDULE		OPP. STRENGTH OF SCHEDULE		TEAM RPI		ADJ RPI		CONF. RPI		ADJ CONF. RPI				
Average RPI Loss:		82																					
DIV. I ONLY			32-23-0		.58182 89		7-3-0		55		66		52		.55044 52		14		14				
DIV. I NON-CONF.			13-15-0		.46429 165		1-0-0		3		2		36		.56043 36		11		11				
TOTALS		RPI 1-25		RPI 26-50		W-L RECORDS		RPI 51-100		RPI 101-150		RPI 150+											
32-23-0		1-5-0		2-6-0		OVERALL		2-2-0		19-6-0		8-4-0											
16-10-0		0-0-0		1-3-0		HOME		0-1-0		11-4-0		4-2-0											
16-13-0		1-5-0		1-3-0		AWAY		2-1-0		8-2-0		4-2-0											
0-0-0		0-0-0		0-0-0		NEUTRAL		0-0-0		0-0-0		0-0-0											
13-15-0		1-5-0		2-6-0		NON-CONFERENCE		2-2-0		8-2-0		0-0-0											
6-5-0		0-0-0		1-3-0		HOME		0-1-0		5-1-0		0-0-0											
7-10-0		1-5-0		1-0-		AWAY		2-1-0		3-1-0		0-0-0											
0-0-0		0-0-0		0-0-0		NEUTRAL		0-0-0		0-0-0		0-0-0											
19-8-0		0-0-0		0-0-0		CONFERENCE		0-0-0		11-4-0		8-4-0											
10-5-0		0-0-0		0-0-0		HOME		0-0-0		6-3-0		4-2-0											
9-3-0		0-0-0		0-0-0		AWAY		0-0-0		5-1-0		4-2-0											
0-0-0		0-0-0		0-0-0		NEUTRAL		0-0-0		0-0-0		0-0-0											
RPI	S	Opponent		Score		RPI	S	Opponent		Score		RPI	S	Opponent		Score		RPI	S	Opponent		Score	
2	A	Stanford		1	5	26	A	UCLA		4	12	66	H	Nevada		0	2	101	H	Pepperdine		3	2
2	A	Stanford		3	5	26	H	UCLA		2	12	84	A	Tulane		9	6	110	A	UC Irvine		7	6
2	A	Stanford		5	6	45	H	Houston		5	10	84	A	Tulane		3	9	110	A	UC Irvine		8	3
7	A	Oregon St.		5	3	45	H	Houston		2	1	84	A	Tulane		9	3	110	A	UC Irvine		5	3
7	A	Oregon St.		4	6	45	H	Houston		4	9							114	A	Long Beach St.		9	3
7	A	Oregon St.		4	5	50	A	San Diego St.		3	6							114	A	Long Beach St.		10	9
						50	A	San Diego St.		13	9							114	A	Long Beach St.		0	1
						50	A	San Diego St.		6	9							114	H	Long Beach St.		2	1
																		114	H	Long Beach St.		2	5
																		114	H	Long Beach St.		1	3
																		121	H	CSUN		3	6
																		121	H	CSUN		11	4
																		121	H	CSUN		3	0
																		124	H	Grand Canyon		2	0
																		124	H	Grand Canyon		7	3
																		124	H	Grand Canyon		10	2
																		125	A	Southern California		4	3
																		125	H	Southern California		1	3
																		126	A	San Diego		4	10
																		126	H	San Diego		9	3
																		127	A	Arizona St.		7	6
																		127	A	Arizona St.		2	1
																		130	H	Cal Poly		5	1
																		130	H	Cal Poly		6	3
																		130	H	Cal Poly		5	4
																		153	H	Hawaii		8	0
																		153	H	Hawaii		6	3
																		153	H	Hawaii		4	6
																		184	A	UC Santa Barbara		1	2
																		184	A	UC Santa Barbara		3	0
																		184	A	UC Santa Barbara		5	6
																		212	A	UC Davis		5	4
																		212	A	UC Davis		5	0
																		212	A	UC Davis		5	0
				LAST 10 GAMES																			
				114 A Long Beach St.				10 9				121 H CSUN				3 0							
				114 A Long Beach St.				0 1				121 H CSUN				3 6							
				114 A Long Beach St.				9 3				234 H UC Riverside				2 4							
				125 A Southern California				4 3				234 H UC Riverside				10 6							
				121 H CSUN				11 4				234 H UC Riverside				3 2							

Non-Div. I Games:

Cal St. Fullerton

RPI	S	Opponent	Score	
234	H UC	Riverside	3	2
234	H UC	Riverside	2	4
234	H UC	Riverside	10	6

Cal St. Fullerton

C
a
l
s
t
.
F
u
l
l
e
r
t
o
n

C
a
l
s
t
.
F
u
l
l
e
r
t
o
n

Average RPI Win:		132	WON-LOST		WINNING		LAST 10		STRENGTH OF		OPP. STRENGTH		TEAM	ADJ		CONF.	ADJ CONF.	
Average RPI Loss:		60	RECORD		PCT. RANK		GAMES		SCHEDULE		OF SCHEDULE		RPI	RPI		RPI	RPI	
DIV. I ONLY			35-21-1		.62281		58		4-5-1		83		33		53		.54982 53 4 4	
DIV. I NON-CONF.			25-5-0		.83333		12		0-1-0		175		85		24		.57864 24 3 3	
TOTALS		RPI 1-25		RPI 26-50		W-L RECORDS		RPI 51-100		RPI 101-150		RPI 150+						
35-21-1		4-7-1		4-6-0		OVERALL		6-4-0		5-3-0		16-1-0						
23-8-1		2-3-1		2-0-0		HOME		4-3-0		4-2-0		11-0-0						
11-11-0		1-2-0		2-6-0		AWAY		2-1-0		1-1-0		5-1-0						
1-2-0		1-2-0		0-0-0		NEUTRAL		0-0-0		0-0-0		0-0-0						
25-5-0		0-0-0		3-1-0		NON-CONFERENCE		3-1-0		5-3-0		14-0-0						
18-2-0		0-0-0		2-0-0		HOME		1-0-0		4-2-0		11-0-0						
7-3-0		0-0-0		1-0-		AWAY		2-1-0		1-1-0		3-0-0						
0-0-0		0-0-0		0-0-0		NEUTRAL		0-0-0		0-0-0		0-0-0						
10-16-1		4-7-1		1-5-0		CONFERENCE		3-3-0		0-0-0		2-1-0						
5-6-1		2-3-1		0-0-0		HOME		3-3-0		0-0-0		0-0-0						
4-8-0		1-2-0		1-5-0		AWAY		0-0-0		0-0-0		2-1-0						
1-2-0		1-2-0		0-0-0		NEUTRAL		0-0-0		0-0-0		0-0-0						
RPI	S	Opponent		Score		RPI	S	Opponent		Score		RPI	S	Opponent		Score		
12	A	East Carolina		3 7		41	A	Oklahoma St.		10 7		59	A	Creighton		7 4		
12	A	East Carolina		14 3		41	H	Oklahoma St.		7 5		59	A	Creighton		1 3		
12	A	East Carolina		0 5		42	H	Oklahoma		2 1		84	H	Tulane		9 3		
16	H	UConn		4 9		44	A	UCF		5 9		84	H	Tulane		4 19		
16	H	UConn		4 7		44	A	UCF		4 8		84	H	Tulane		8 2		
16	H	UConn		15 7		44	A	UCF		5 4		90	A	Kansas		14 5		
16	N	UConn		5 7		45	A	Houston		5 6		90	H	Kansas		11 0		
18	H	South Fla.		17 2		45	A	Houston		1 3		92	H	Cincinnati		2 8		
18	H	South Fla.		6 9		45	A	Houston		1 3		92	H	Cincinnati		9 1		
18	H	South Fla.		9 9		48	A	Missouri		4 9		92	H	Cincinnati		1 5		
18	N	South Fla.		4 2														
18	N	South Fla.		2 7														
						LAST 10 GAMES												
						18	N	South Fla.		2 7		188	A	Memphis		8 4		
						16	N	UConn		5 7		135	H	Kansas St.		3 7		
						18	N	South Fla.		4 2		18	H	South Fla.		9 9		
						188	A	Memphis		13 6		18	H	South Fla.		6 9		
						188	A	Memphis		3 4		18	H	South Fla.		17 2		

Non-Div. I Games:

Wichita St.

Average RPI Win: 156		WON-LOST	WINNING	LAST 10	STRENGTH OF		OPP. STRENGTH	TEAM	ADJ		CONF.	ADJ CONF.
Average RPI Loss: 88		RECORD	PCT. RANK	GAMES	SCHEDULE		OF SCHEDULE	RPI	RPI		RPI	RPI
DIV. I ONLY		39-20-0	.66102	35	6-4-0		88	123	54		17	17
DIV. I NON-CONF.		14-12-0	.53846	124	0-1-0		12	29	64		18	17
TOTALS		RPI 1-25	RPI 26-50		W-L RECORDS		RPI 51-100		RPI 101-150		RPI 150+	
39-20-0		0-2-0	5-6-0		OVERALL		8-5-0		5-4-0		21-3-0	
20-11-0		0-0-0	2-3-0		HOME		7-5-0		4-2-0		7-1-0	
16-5-0		0-2-0	1-1-0		AWAY		1-0-0		0-0-0		14-2-0	
3-4-0		0-0-0	2-2-0		NEUTRAL		0-0-0		1-2-0		0-0-0	
14-12-0		0-2-0	5-6-0		NON-CONFERENCE		7-3-0		0-0-0		2-1-0	
10-6-0		0-0-0	2-3-0		HOME		6-3-0		0-0-0		2-0-0	
2-4-0		0-2-0	1-0-		AWAY		1-0-0		0-0-0		0-1-0	
2-2-0		0-0-0	2-2-0		NEUTRAL		0-0-0		0-0-0		0-0-0	
25-8-0		0-0-0	0-0-0		CONFERENCE		1-2-0		5-4-0		19-2-0	
10-5-0		0-0-0	0-0-0		HOME		1-2-0		4-2-0		5-1-0	
14-1-0		0-0-0	0-0-0		AWAY		0-0-0		0-0-0		14-1-0	
1-2-0		0-0-0	0-0-0		NEUTRAL		0-0-0		1-2-0		0-0-0	
RPI S	Opponent	Score	RPI S	Opponent	Score	RPI S	Opponent	Score	RPI S	Opponent	Score	
15 A	Texas A&M	5 6	28 N	Mississippi St.	1 4	61 H	Kent St.	4 7	112 H	Houston Baptist	9 6	
22 A	Texas	2 3	30 N	Kentucky	2 7	61 H	Kent St.	5 1	112 H	Houston Baptist	1 5	
			32 A	Baylor	7 2	61 H	Kent St.	12 6	112 H	Houston Baptist	7 5	
			32 H	Baylor	2 4	69 H	Wright St.	9 1	112 N	Houston Baptist	4 6	
			36 H	DBU	7 9	69 H	Wright St.	6 10	143 H	Central Ark.	5 3	
			36 H	DBU	6 5	80 H	Southeastern La.	0 6	143 H	Central Ark.	7 3	
			36 H	DBU	3 21	80 H	Southeastern La.	5 3	143 H	Central Ark.	2 13	
			38 N	Vanderbilt	7 6	80 H	Southeastern La.	4 6	143 N	Central Ark.	4 2	
			45 A	Houston	4 9	89 A	Rice	14 9	147 N	New Orleans	3 4	
			45 H	Houston	8 3	89 H	Rice	3 5	157 A	A&M-Corpus Christi	9 0	
			45 N	Houston	8 7	92 H	Cincinnati	10 6	157 A	A&M-Corpus Christi	3 1	
						92 H	Cincinnati	3 2	157 A	A&M-Corpus Christi	5 3	
						92 H	Cincinnati	5 3	183 A	UT Arlington	3 4	
									189 A	Nicholls St.	3 4	
									189 A	Nicholls St.	8 4	
									189 A	Nicholls St.	7 5	
									191 A	McNeese	7 4	
									191 A	McNeese	9 4	
									191 A	McNeese	4 3	
									196 A	Incarnate Word	16 1	
									196 A	Incarnate Word	7 3	
									196 A	Incarnate Word	5 4	
									225 A	Lamar University	5 2	
									225 A	Lamar University	8 1	
									225 A	Lamar University	3 1	
									260 H	SFA	1 2	
									260 H	SFA	8 7	
									260 H	SFA	5 2	
									274 H	Abilene Christian	7 6	
									274 H	Abilene Christian	10 1	
									274 H	Abilene Christian	10 0	
									294 H	Prairie View	10 0	
									294 H	Prairie View	12 1	
			LAST 10 GAMES									
			112 N Houston Baptist			4 6			196 A Incarnate Word			
			143 N Central Ark.			4 2			15 A Texas A&M			
			147 N New Orleans			3 4			112 H Houston Baptist			
			196 A Incarnate Word			7 3			112 H Houston Baptist			
			196 A Incarnate Word			16 1			112 H Houston Baptist			
									1 5			

Non-Div. I Games:

Sam Houston St.

Average RPI Win:		120	WON-LOST RECORD		WINNING PCT. RANK		LAST 10 GAMES		STRENGTH OF SCHEDULE		OPP. STRENGTH OF SCHEDULE		TEAM RPI		ADJ RPI		CONF. RPI		ADJ CONF. RPI	
DIV. I ONLY				31-27-0		.53448 122		4-6-0		12		45		55		.54732 55		3 3		
DIV. I NON-CONF.				17-9-0		.65385 57		1-1-0		32		190		59		.54597 59		4 4		
TOTALS		RPI 1-25		RPI 26-50		W-L RECORDS		RPI 51-100		RPI 101-150		RPI 150+								
31-27-0		7-16-0		0-0-0		OVERALL		8-4-0		6-6-0		10-1-0								
25-10-0		6-4-0		0-0-0		HOME		6-2-0		3-3-0		10-1-0								
6-14-0		1-10-0		0-0-0		AWAY		2-2-0		3-2-0		0-0-0								
0-3-0		0-2-0		0-0-0		NEUTRAL		0-0-0		0-1-0		0-0-0								
17-9-0		2-5-0		0-0-0		NON-CONFERENCE		2-1-0		3-2-0		10-1-0								
14-6-0		2-2-0		0-0-0		HOME		1-1-0		1-2-0		10-1-0								
3-2-0		0-2-0		0-0-		AWAY		1-0-0		2-0-0		0-0-0								
0-1-0		0-1-0		0-0-0		NEUTRAL		0-0-0		0-0-0		0-0-0								
14-18-0		5-11-0		0-0-0		CONFERENCE		6-3-0		3-4-0		0-0-0								
11-4-0		4-2-0		0-0-0		HOME		5-1-0		2-1-0		0-0-0								
3-12-0		1-8-0		0-0-0		AWAY		1-2-0		1-2-0		0-0-0								
0-2-0		0-1-0		0-0-0		NEUTRAL		0-0-0		0-1-0		0-0-0								
RPI	S	Opponent		Score		RPI	S	Opponent		Score		RPI	S	Opponent		Score				
6	H	Florida St.		16 3				64 H Mi ami (FL)		4 1		109	A	Pittsburgh		5 6				
6	H	Florida St.		2 1				64 H Mi ami (FL)		13 4		109	A	Pittsburgh		3 4				
6	H	Florida St.		2 10				64 H Mi ami (FL)		6 1		109	A	Pittsburgh		7 3				
8	A	North Carolina		3 9				71 H Wake Forest		5 1		109	N	Pittsburgh		1 2				
8	A	North Carolina		8 9				71 H Wake Forest		3 6		120	H	Kennesaw St.		17 7				
8	A	North Carolina		3 10				71 H Wake Forest		7 0		132	A	Georgia St.		12 6				
8	N	North Carolina		0 9				78 A Ga. Southern		7 1		132	H	Georgia St.		2 5				
9	A	Georgia		0 4				78 H Ga. Southern		3 1		141	A	Mercer		16 8				
9	H	Georgia		3 8				82 A Vi rgi ni a		4 8		141	H	Mercer		2 6				
9	N	Georgia		1 3				82 A Vi rgi ni a		5 1		146	H	Virginia Tech		16 9				
11	A	Clemson		3 7				82 A Vi rgi ni a		6 8		146	H	Virginia Tech		8 10				
11	A	Clemson		2 3				86 H Bradl ey		7 10		146	H	Virginia Tech		10 6				
11	A	Clemson		2 13								199	H	Southeast Mo. St.		8 5				
13	H	Minnesota		3 2								203	H	Ill. -Chi cago		5 0				
14	A	Auburn		7 12								203	H	Ill. -Chi cago		3 2				
14	H	Auburn		6 4								203	H	Ill. -Chi cago		5 12				
16	H	UConn		7 9								210	H	Radford		11 8				
19	A	NC State		13 4								210	H	Radford		4 0				
19	A	NC State		2 5								210	H	Radford		6 5				
19	A	NC State		6 9								246	H	Dartmouth		11 5				
20	H	Duke		9 6								246	H	Dartmouth		12 9				
20	H	Duke		20 7								246	H	Dartmouth		10 0				
20	H	Duke		5 12								279	H	Ark. -Pine Bluff		8 0				
						LAST 10 GAMES														
						109 N Pittsbu rgh						1 2								
						8 N North Carolina						0 9								
						20 H Duke						5 12								
						20 H Duke						20 7								
						20 H Duke						9 6								
						199 H Southeast Mo. St.						8 5								
						82 A Vi rgi ni a						4 8								
						82 A Vi rgi ni a						5 1								
						82 A Vi rgi ni a						6 8								
						9 N Georgia						1 3								

Non-Div. I Games:

Georgia Tech

Average RPI Win: 112		WON-LOST	WINNING	LAST 10	STRENGTH OF		OPP. STRENGTH	TEAM	ADJ	CONF.	ADJ CONF.
Average RPI Loss: 77		RECORD	PCT. RANK	GAMES	SCHEDULE		OF SCHEDULE	RPI	RPI	RPI	RPI
DIV. I ONLY		34-25-0	.57627	96	6-4-0		52	48	56	.54667	56
DIV. I NON-CONF.		14-9-0	.6087	81	1-0-0		4	14	20	.5852	20
TOTALS		RPI 1-25	RPI 26-50		W-L RECORDS		RPI 51-100		RPI 101-150		RPI 150+
34-25-0		3-3-0	6-8-0		OVERALL		9-7-0		4-4-0		12-3-0
18-10-0		2-1-0	3-4-0		HOME		5-4-0		1-0-0		7-1-0
13-11-0		1-2-0	1-1-0		AWAY		3-3-0		3-3-0		5-2-0
3-4-0		0-0-0	2-3-0		NEUTRAL		1-0-0		0-1-0		0-0-0
14-9-0		1-2-0	4-3-0		NON-CONFERENCE		5-4-0		1-0-0		3-0-0
7-3-0		0-0-0	1-0-0		HOME		3-3-0		1-0-0		2-0-0
5-4-0		1-2-0	1-0-		AWAY		2-1-0		0-0-0		1-0-0
2-2-0		0-0-0	2-2-0		NEUTRAL		0-0-0		0-0-0		0-0-0
20-16-0		2-1-0	2-5-0		CONFERENCE		4-3-0		3-4-0		9-3-0
11-7-0		2-1-0	2-4-0		HOME		2-1-0		0-0-0		5-1-0
8-7-0		0-0-0	0-0-0		AWAY		1-2-0		3-3-0		4-2-0
1-2-0		0-0-0	0-1-0		NEUTRAL		1-0-0		0-1-0		0-0-0
RPI S	Opponent	Score	RPI S	Opponent	Score	RPI S	Opponent	Score	RPI S	Opponent	Score
17 H	Coastal Caro.	5 1	28 N	Mississippi St.	1 3	60 A	Louisiana Tech	9 4	118 A	Texas St.	6 8
17 H	Coastal Caro.	12 6	30 N	Kentucky	4 10	60 H	Louisiana Tech	2 15	118 A	Texas St.	7 4
17 H	Coastal Caro.	3 10	34 H	LSU	4 3	69 H	Wright St.	2 8	118 A	Texas St.	5 6
22 A	Texas	3 5	34 N	LSU	3 1	69 H	Wright St.	6 3	118 N	Texas St.	1 11
22 A	Texas	0 3	38 N	Vanderbilt	3 0	69 H	Wright St.	3 4	132 A	Georgia St.	9 7
22 A	Texas	2 1	39 H	Troy	2 6	78 A	Ga. Southern	11 2	132 A	Georgia St.	6 4
			39 H	Troy	5 8	78 A	Ga. Southern	3 6	132 A	Georgia St.	5 6
			39 H	Troy	4 3	78 A	Ga. Southern	4 5	147 H	New Orleans	8 6
			39 N	Troy	1 10	80 A	Southeastern La.	2 5	177 A	Arkansas St.	2 14
			40 A	Southern Miss.	7 4	80 H	Southeastern La.	4 3	177 A	Arkansas St.	6 1
			40 A	Southern Miss.	8 9	84 A	Tulane	5 2	177 A	Arkansas St.	7 8
			49 H	South Alabama	3 7	84 H	Tulane	7 6	179 A	Appalachian St.	6 2
			49 H	South Alabama	2 1	93 H	Little Rock	1 0	179 A	Appalachian St.	5 4
			49 H	South Alabama	5 11	93 H	Little Rock	4 0	179 A	Appalachian St.	4 3
						93 H	Little Rock	7 9	183 H	UT Arlington	2 4
						93 N	Little Rock	19 16	183 H	UT Arlington	4 2
									183 H	UT Arlington	2 0
									189 H	Nicholls St.	2 1
									191 A	McNeese	5 2
									191 H	McNeese	12 10
									197 H	La. -Monroe	4 3
									197 H	La. -Monroe	9 6
									197 H	La. -Monroe	7 2
			LAST 10 GAMES								
			118 N	Texas St.	1 11	197 H	La. -Monroe	4 3			
			39 N	Troy	1 10	84 H	Tulane	7 6			
			93 N	Little Rock	19 16	118 A	Texas St.	6 8			
			197 H	La. -Monroe	7 2	118 A	Texas St.	5 6			
			197 H	La. -Monroe	9 6	118 A	Texas St.	7 4			

Non-Div. I Games:

Louisiana

TCU

Average RPI Win: 129		WON-LOST RECORD		WINNING PCT. RANK		LAST 10 GAMES		STRENGTH OF SCHEDULE		OPP. STRENGTH OF SCHEDULE		TEAM RPI		ADJ RPI		CONF. RPI		ADJ CONF. RPI					
DIV. I ONLY		33-23-0		.58929		86		6-4-0		57		35		58		.5463		57		2		2	
DIV. I NON-CONF.		20-9-0		.68966		42		2-0-0		142		114		66		.54048		66		2		2	
TOTALS		RPI 1-25		RPI 26-50		W-L RECORDS		RPI 51-100		RPI 101-150		RPI 150+											
33-23-0		4-6-0		2-11-0		OVERALL		6-2-0		10-3-0		11-1-0											
22-9-0		3-3-0		2-2-0		HOME		2-1-0		7-2-0		8-1-0											
8-12-0		0-3-0		0-7-0		AWAY		2-1-0		3-1-0		3-0-0											
3-2-0		1-0-0		0-2-0		NEUTRAL		2-0-0		0-0-0		0-0-0											
20-9-0		1-2-0		1-2-0		NON-CONFERENCE		0-1-0		7-3-0		11-1-0											
14-5-0		1-2-0		1-0-0		HOME		0-0-0		4-2-0		8-1-0											
6-3-0		0-0-0		0-0-		AWAY		0-1-0		3-1-0		3-0-0											
0-1-0		0-0-0		0-1-0		NEUTRAL		0-0-0		0-0-0		0-0-0											
13-14-0		3-4-0		1-9-0		CONFERENCE		6-1-0		3-0-0		0-0-0											
8-4-0		2-1-0		1-2-0		HOME		2-1-0		3-0-0		0-0-0											
2-9-0		0-3-0		0-6-0		AWAY		2-0-0		0-0-0		0-0-0											
3-1-0		1-0-0		0-1-0		NEUTRAL		2-0-0		0-0-0		0-0-0											
RPI	S	Opponent		Score		RPI	S	Opponent		Score		RPI	S	Opponent		Score							
10	H	Texas Tech		0 6		32	A	Bayl or		0 6		51	H	West Vi rgi ni a		3 4							
10	H	Texas Tech		9 5		32	A	Bayl or		3 4		51	H	West Vi rgi ni a		8 5							
10	H	Texas Tech		6 4		32	A	Bayl or		2 6		51	H	West Vi rgi ni a		10 4							
10	N	Texas Tech		12 2		32	N	Bayl or		5 6		51	N	West Vi rgi ni a		7 3							
13	H	Mi nnesota		0 8		36	A	DBU		2 3		51	N	West Vi rgi ni a		8 1							
13	H	Mi nnesota		5 4		36	H	DBU		7 0		89	A	Ri ce		3 7							
13	H	Mi nnesota		3 6		38	N	Vanderbi l t		4 7		90	A	Kansas		13 3							
22	A	Texas		3 5		41	A	Okl ahoma St.		7 12		90	A	Kansas		4 2							
22	A	Texas		3 7		41	A	Okl ahoma St.		6 7													
22	A	Texas		2 3		41	A	Okl ahoma St.		8 9													
						42	H	Okl ahoma		3 6													
						42	H	Okl ahoma		5 8													
						42	H	Okl ahoma		6 2													
						LAST 10 GAMES																	
						32	N	Bayl or		5 6		22	A	Texas		3 7							
						51	N	West Vi rgi ni a		7 3		22	A	Texas		3 5							
						51	N	West Vi rgi ni a		8 1		22	A	Texas		2 3							
						10	N	Texas Tech		12 2		260	A	SFA		8 4							
						183	A	UT Ar l ington		11 7		51	H	West Vi rgi ni a		8 5							

Non-Div. I Games:

TCU

[illegible]

Non-Div. I Games:	Lawrence Tech	3	8
-------------------	---------------	---	---

Mi chi gan

[illegible]

Non-Div. I Games:

Creighton

[illegible]

Non-Div. I Games:

Louisi ana Tech

RPI	S	Opponent	Score	
248	H	Old Domini on	11	8
271	A	Grambl i ng	12	1
271	H	Grambl i ng	8	0

Louisiana Tech

L
o
u
i
s
i
a
n
a
T
e
c
h

L
o
u
i
s
i
a
n
a
T
e
c
h

Average RPI Win:		194	WON-LOST RECORD		WINNING PCT. RANK		LAST 10 GAMES		STRENGTH OF SCHEDULE		OPP. STRENGTH OF SCHEDULE		TEAM RPI		ADJ RPI		CONF. RPI		ADJ CONF. RPI					
DIV. I ONLY			38-16-0		.7037		20		7-3-0		205		195		61		.54375		61		22		22	
DIV. I NON-CONF.			16-8-0		.66667		46		1-0-0		157		61		31		.57104		31		25		25	
TOTALS		RPI 1-25		RPI 26-50		W-L RECORDS		RPI 51-100		RPI 101-150		RPI 150+												
38-16-0		1-2-0		0-0-0		OVERALL		2-4-0		8-4-0		27-6-0												
13-5-0		0-0-0		0-0-0		HOME		0-0-0		3-2-0		10-3-0												
22-11-0		1-2-0		0-0-0		AWAY		2-4-0		3-2-0		16-3-0												
3-0-0		0-0-0		0-0-0		NEUTRAL		0-0-0		2-0-0		1-0-0												
16-8-0		1-2-0		0-0-0		NON-CONFERENCE		2-4-0		4-0-0		9-2-0												
3-0-0		0-0-0		0-0-0		HOME		0-0-0		2-0-0		1-0-0												
13-8-0		1-2-0		0-0-		AWAY		2-4-0		2-0-0		8-2-0												
0-0-0		0-0-0		0-0-0		NEUTRAL		0-0-0		0-0-0		0-0-0												
22-8-0		0-0-0		0-0-0		CONFERENCE		0-0-0		4-4-0		18-4-0												
10-5-0		0-0-0		0-0-0		HOME		0-0-0		1-2-0		9-3-0												
9-3-0		0-0-0		0-0-0		AWAY		0-0-0		1-2-0		8-1-0												
3-0-0		0-0-0		0-0-0		NEUTRAL		0-0-0		2-0-0		1-0-0												
RPI	S	Opponent		Score		RPI	S	Opponent		Score		RPI	S	Opponent		Score								
3	A	Arkansas		2	7							109	A	Pittsburgh		4	1							
3	A	Arkansas		4	11							109	H	Pittsburgh		2	0							
3	A	Arkansas		10	4							133	A	Canisius		10	1							
												133	H	Canisius		13	11							
												148	H	Ball St.		1	5							
												148	H	Ball St.		2	7							
												148	H	Ball St.		11	0							
												149	A	Miami (OH)		7	1							
												149	A	Miami (OH)		3	10							
												149	A	Miami (OH)		2	5							
												149	N	Miami (OH)		7	2							
												149	N	Miami (OH)		14	0							
												152	A	Middle Tenn.		14	5							
												174	A	Lipscomb		3	1							
												200	A	Winthrop		2	8							
												200	A	Winthrop		9	1							
												200	A	Winthrop		7	5							
												204	A	Central Mich.		19	3							
												204	A	Central Mich.		11	3							
												204	A	Central Mich.		1	5							
												204	N	Central Mich.		8	7							
												207	A	Western Mich.		6	2							
												207	A	Western Mich.		12	6							
												207	A	Western Mich.		8	3							
												217	A	Toledo		3	1							
												217	A	Toledo		13	3							
												217	A	Toledo		4	2							
												219	H	Eastern Mich.		4	8							
												219	H	Eastern Mich.		6	4							
												219	H	Eastern Mich.		6	3							
												233	H	Northern Ill.		7	1							
												233	H	Northern Ill.		14	0							
												233	H	Northern Ill.		7	2							
												241	A	Western Caro.		6	4							
LAST 10 GAMES						LAST 10 GAMES						LAST 10 GAMES												
149 N Miami (OH)						14	0	149 A Miami (OH)						3	10	219 H Eastern Mich.						6	4	
149 N Miami (OH)						7	2	263 A Youngstown St.						5	1	219 H Eastern Mich.						6	3	
204 N Central Mich.						8	7	219 H Eastern Mich.						6	4	233 H Northern Ill.						7	1	
149 A Miami (OH)						2	5	219 H Eastern Mich.						6	3	233 H Northern Ill.						14	0	
149 A Miami (OH)						7	1	219 H Eastern Mich.						4	8	233 H Northern Ill.						7	2	
																241 A Western Caro.						6	4	

Non-Div. I Games: Walsh 12 3

Kent St.

RPI	S	Opponent	Score	
241	A	Western Caro.	7	4
241	A	Western Caro.	2	9
263	A	Youngstown St.	5	1
263	H	Youngstown St.	7	2
267	A	Bel mont	17	3
272	H	Ohi o	4	6
272	H	Ohi o	3	5
272	H	Ohi o	5	3
282	H	Bowl ing Green	12	0
282	H	Bowl ing Green	8	1
282	H	Bowl ing Green	11	0

Kent St.

K
e
n
t
s
t
.

K
e
n
t
s
t
.

G
o
n
z
a
g
a

Gonzaga

RPI	S	Opponent	Score	
176	H	Portland	6	4
182	A	Seattle U	4	6
190	A	Washington St.	3	2
190	A	Washington St.	3	4
190	H	Washington St.	7	4
193	A	BYU	2	6
193	A	BYU	4	3
193	A	BYU	4	6
218	N	Milwaukee	4	1

Gonzaga

G
o
n
z
a
g
a

G
o
n
z
a
g
a

Average RPI Win:		109	WON-LOST RECORD		WINNING PCT. RANK		LAST 10 GAMES		STRENGTH OF SCHEDULE		OPP. STRENGTH OF SCHEDULE		TEAM RPI		ADJ RPI		CONF. RPI		ADJ CONF. RPI				
DIV. I ONLY			28-26-0		.51852 132		9-1-0		19		17		64		.54098 64		3		3				
DIV. I NON-CONF.			11-12-0		.47826 155		3-0-0		35		36		143		.50255 143		4		4				
TOTALS		RPI 1-25		RPI 26-50				W-L RECORDS				RPI 51-100				RPI 101-150				RPI 150+			
28-26-0		6-10-0		1-5-0				OVERALL				8-5-0				4-4-0				9-2-0			
19-14-0		2-4-0		0-4-0				HOME				7-1-0				1-3-0				9-2-0			
8-11-0		4-5-0		1-1-0				AWAY				0-4-0				3-1-0				0-0-0			
1-1-0		0-1-0		0-0-0				NEUTRAL				1-0-0				0-0-0				0-0-0			
11-12-0		1-2-0		1-5-0				NON-CONFERENCE				2-1-0				0-2-0				7-2-0			
10-9-0		1-2-0		0-4-0				HOME				2-0-0				0-1-0				7-2-0			
1-3-0		0-0-0		1-0-				AWAY				0-1-0				0-1-0				0-0-0			
0-0-0		0-0-0		0-0-0				NEUTRAL				0-0-0				0-0-0				0-0-0			
17-14-0		5-8-0		0-0-0				CONFERENCE				6-4-0				4-2-0				2-0-0			
9-5-0		1-2-0		0-0-0				HOME				5-1-0				1-2-0				2-0-0			
7-8-0		4-5-0		0-0-0				AWAY				0-3-0				3-0-0				0-0-0			
1-1-0		0-1-0		0-0-0				NEUTRAL				1-0-0				0-0-0				0-0-0			
RPI	S	Opponent		Score		RPI	S	Opponent		Score		RPI	S	Opponent		Score		RPI	S	Opponent		Score	
1	H	Florida		3	7	33	A	Fla. Atlantic		4	5	55	A	Georgi a Tech		1	4	109	H	Pittsburgh		3	0
1	H	Florida		2	8	33	H	Fla. Atlantic		4	7	55	A	Georgi a Tech		4	13	109	H	Pittsburgh		0	3
1	H	Florida		2	0	33	H	Fla. Atlantic		9	11	55	A	Georgi a Tech		1	6	109	H	Pittsburgh		1	2
6	A	Florida St.		11	5	44	A	UCF		4	3	82	H	Vi rgi ni a		3	2	136	A	FIU		3	5
6	A	Florida St.		1	10	44	H	UCF		0	4	82	H	Vi rgi ni a		1	0	136	H	FIU		6	14
6	A	Florida St.		0	2	48	H	Mi ssouri		0	9	82	H	Vi rgi ni a		8	1	146	A	Vir gi ni a Tech		12	8
8	H	North Carolina		4	8							85	A	FGCU		0	1	146	A	Vir gi ni a Tech		16	4
8	H	North Carolina		6	9							85	H	FGCU		8	1	146	A	Vir gi ni a Tech		5	4
8	H	North Carolina		7	5							85	H	FGCU		7	1	165	H	Rutgers		5	7
11	A	Clemson		12	11							97	H	Notre Dame		9	0	165	H	Rutgers		7	1
11	A	Clemson		3	8							97	H	Notre Dame		5	9	165	H	Rutgers		8	5
11	A	Clemson		6	1							97	H	Notre Dame		3	0	167	H	Boston Col lege		4	3
11	N	Clemson		1	7							97	H	Notre Dame		3	0	167	H	Boston Col lege		3	0
20	A	Duke		8	2													194	H	Bethune-Cookman		4	2
20	A	Duke		1	4													194	H	Bethune-Cookman		8	7
20	A	Duke		3	4													194	H	Bethune-Cookman		12	11
																		221	H	Mai ne		7	6
																		221	H	Mai ne		1	6
																		221	H	Mai ne		7	1
LAST 10 GAMES																							
						11	N	Clemson		1	7	146	A	Vi rgi ni a Tech		16	4						
						97	N	Notre Dame		6	2	146	A	Vi rgi ni a Tech		5	4						
						167	H	Boston Col lege		4	3	85	H	FGCU		7	1						
						167	H	Boston Col lege		3	0	194	H	Bethune-Cookman		12	11						
						146	A	Vi rgi ni a Tech		12	8	194	H	Bethune-Cookman		8	7						

Non-Div. I Games:

Mi ami (FL)

RPI	S	Opponent	Score	
269	H	Princeton	7	5
273	H	Towson	3	14
273	H	Towson	5	2
273	H	Towson	5	1

UNCW

U
N
C
W

U
N
C
W

Average RPI Win: 132		WON-LOST RECORD		WINNING PCT. RANK		LAST 10 GAMES		STRENGTH OF SCHEDULE		OPP. STRENGTH OF SCHEDULE		TEAM RPI		ADJ RPI		CONF. RPI		ADJ CONF. RPI	
DIV. I ONLY		29-24-0		.54717 115		5-5-0		69		113		66		.53954 66		9		9	
DIV. I NON-CONF.		9-13-0		.40909 202		1-0-0		68		182		126		.50739 126		9		9	
TOTALS		RPI 1-25		RPI 26-50		W-L RECORDS		RPI 51-100		RPI 101-150		RPI 150+							
29-24-0		0-2-0		2-1-0		OVERALL		4-4-0		13-11-0		10-6-0							
18-4-0		0-0-0		2-1-0		HOME		2-1-0		7-1-0		7-1-0							
11-18-0		0-2-0		0-0-0		AWAY		2-2-0		6-9-0		3-5-0							
0-2-0		0-0-0		0-0-0		NEUTRAL		0-1-0		0-1-0		0-0-0							
9-13-0		0-2-0		0-0-0		NON-CONFERENCE		1-0-0		3-8-0		5-3-0							
5-2-0		0-0-0		0-0-0		HOME		0-0-0		1-1-0		4-1-0							
4-11-0		0-2-0		0-0-		AWAY		1-0-0		2-7-0		1-2-0							
0-0-0		0-0-0		0-0-0		NEUTRAL		0-0-0		0-0-0		0-0-0							
20-11-0		0-0-0		2-1-0		CONFERENCE		3-4-0		10-3-0		5-3-0							
13-2-0		0-0-0		2-1-0		HOME		2-1-0		6-0-0		3-0-0							
7-7-0		0-0-0		0-0-0		AWAY		1-2-0		4-2-0		2-3-0							
0-2-0		0-0-0		0-0-0		NEUTRAL		0-1-0		0-1-0		0-0-0							
RPI	S	Opponent		Score		RPI	S	Opponent		Score		RPI	S	Opponent		Score			
7	A	Oregon St.		7	8	50	H	San Di ego St.		7	12	52	A	Cal St. Fullerton		2	0		
7	A	Oregon St.		2	3	50	H	San Di ego St.		12	10	74	A	UNLV		1	8		
						50	H	San Di ego St.		13	3	74	A	UNLV		7	8		
												74	A	UNLV		12	4		
												74	H	UNLV		8	7		
												74	H	UNLV		5	4		
												74	H	UNLV		3	7		
												74	N	UNLV		8	13		
												105	A	Nebraska		5	12		
												105	A	Nebraska		5	9		
												105	A	Nebraska		6	9		
												110	A	UC Irvine		8	1		
												110	A	UC Irvine		0	4		
												110	A	UC Irvine		3	4		
												115	H	Sacramento St.		6	2		
												131	A	Oral Roberts		3	0		
												131	A	Oral Roberts		2	3		
												134	A	San Jose St.		10	9		
												134	A	San Jose St.		3	6		
												134	A	San Jose St.		5	4		
												134	H	San Jose St.		14	4		
												134	H	San Jose St.		10	9		
												134	H	San Jose St.		11	4		
												134	N	San Jose St.		6	13		
												138	A	Fresno St.		4	5		
												138	A	Fresno St.		5	1		
												138	A	Fresno St.		18	12		
												138	H	Fresno St.		4	2		
												138	H	Fresno St.		12	11		
												138	H	Fresno St.		12	11		
												140	A	Saint Mary's (CA)		3	5		
												140	H	Saint Mary's (CA)		5	11		
												154	A	Air Force		6	11		
												154	A	Air Force		1	3		
												163	A	New Mexico		5	8		
												163	A	New Mexico		13	8		
												163	A	New Mexico		9	5		
												163	H	New Mexico		5	2		
												163	H	New Mexico		15	2		
												163	H	New Mexico		14	1		
												164	A	Santa Clara		4	6		
												164	H	Santa Clara		5	3		
LAST 10 GAMES																			
				134 N	San Jose St.	6	13	74	A	UNLV	12	4							
				74 N	UNLV	8	13	74	A	UNLV	1	8							
				50 H	San Diego St.	12	10	74	A	UNLV	7	8							
				50 H	San Diego St.	13	3	172 H	San Franci sco	6	0								
				50 H	San Diego St.	7	12	138 H	Fresno St.	12	11								

Non-Div. I Games:

Nevada

RPI	S	Opponent	Score	
170	A	Paci fi c	9	10
170	H	Paci fi c	7	5
172	A	San Franci sco	6	3
172	H	San Franci sco	6	0
234	H	UC Ri versi de	3	0
234	H	UC Ri versi de	2	9

Nevada

N
e
v
a
d
a

N
e
v
a
d
a

Average RPI Win: 155		WON-LOST RECORD		WINNING PCT. RANK		LAST 10 GAMES		STRENGTH OF SCHEDULE		OPP. STRENGTH OF SCHEDULE		TEAM RPI		ADJ RPI		CONF. RPI		ADJ CONF. RPI	
DIV. I ONLY		36-19-0		.65455 41		6-4-0		119		135		67		.53929 67		13		13	
DIV. I NON-CONF.		20-9-0		.68966 42		1-0-0		99		141		61		.5448 61		15		15	
TOTALS		RPI 1-25		RPI 26-50		W-L RECORDS		RPI 51-100		RPI 101-150		RPI 150+							
36-19-0		4-2-0		3-1-0		OVERALL		2-3-0		6-4-0		21-9-0							
26-7-0		4-1-0		2-1-0		HOME		1-1-0		3-0-0		16-4-0							
9-10-0		0-1-0		1-0-0		AWAY		1-2-0		3-3-0		4-4-0							
1-2-0		0-0-0		0-0-0		NEUTRAL		0-0-0		0-1-0		1-1-0							
20-9-0		4-2-0		1-0-0		NON-CONFERENCE		1-2-0		2-1-0		12-4-0							
15-6-0		4-1-0		0-0-0		HOME		1-1-0		0-0-0		10-4-0							
5-3-0		0-1-0		1-0-		AWAY		0-1-0		2-1-0		2-0-0							
0-0-0		0-0-0		0-0-0		NEUTRAL		0-0-0		0-0-0		0-0-0							
16-10-0		0-0-0		2-1-0		CONFERENCE		1-1-0		4-3-0		9-5-0							
11-1-0		0-0-0		2-1-0		HOME		0-0-0		3-0-0		6-0-0							
4-7-0		0-0-0		0-0-0		AWAY		1-1-0		1-2-0		2-4-0							
1-2-0		0-0-0		0-0-0		NEUTRAL		0-0-0		0-1-0		1-1-0							
RPI	S	Opponent		Score		RPI	S	Opponent		Score		RPI	S	Opponent		Score			
9	H	Georgia		6 0		35	H	Northeastern		4 1		65	A	UNCW		5 6			
9	H	Georgia		6 4		35	H	Northeastern		5 4		65	A	UNCW		6 5			
9	H	Georgia		5 2		35	H	Northeastern		1 2		78	A	Ga. Southern		4 6			
12	A	East Carolina		2 5		43	A	South Carolina		9 0		78	H	Ga. Southern		3 0			
17	H	Coastal Caro.		11 4								78	H	Ga. Southern		4 5			
17	H	Coastal Caro.		0 13															

Non-Div. I Games:

Col. of Charleston

RPI	S	Opponent	Score	
244	H	The Citadel	10	6
255	A	Charleston So.	5	4
255	H	Charleston So.	2	3
273	A	Towson	3	5
273	A	Towson	13	5
273	A	Towson	8	3

Col. of Charleston

C
o
l
.
o
f
C
h
a
r
l
e
s
t
o
n

C
o
l
.
o
f
C
h
a
r
l
e
s
t
o
n

U
N
C
G

UNCG

RPI	S	Opponent	Score	
244	A	The Ci tadel	14	5
244	A	The Ci tadel	4	3
244	A	The Ci tadel	14	3
249	H	Oakland	13	8
254	H	Lafayette	5	2
254	H	Lafayette	13	5
254	H	Lafayette	14	5

UNCG

U
N
C
G

U
N
C
G

Average RPI Win:		205	WON-LOST RECORD		WINNING PCT. RANK		LAST 10 GAMES		STRENGTH OF SCHEDULE		OPP. STRENGTH OF SCHEDULE		TEAM RPI		ADJ RPI		CONF. RPI		ADJ CONF. RPI					
DIV. I ONLY			39-15-0		.72222		11		8-2-0		249		204		69		.53776		69		25		25	
DIV. I NON-CONF.			14-9-0		.6087		81		1-1-0		186		13		56		.54805		55		26		26	
TOTALS		RPI 1-25		RPI 26-50		W-L RECORDS		RPI 51-100		RPI 101-150		RPI 150+												
39-15-0		0-1-0		0-0-0		OVERALL		6-6-0		2-0-0		31-8-0												
17-3-0		0-0-0		0-0-0		HOME		2-0-0		1-0-0		14-3-0												
17-11-0		0-1-0		0-0-0		AWAY		4-5-0		0-0-0		13-5-0												
5-1-0		0-0-0		0-0-0		NEUTRAL		0-1-0		1-0-0		4-0-0												
14-9-0		0-1-0		0-0-0		NON-CONFERENCE		6-6-0		2-0-0		6-2-0												
5-0-0		0-0-0		0-0-0		HOME		2-0-0		1-0-0		2-0-0												
7-8-0		0-1-0		0-0-		AWAY		4-5-0		0-0-0		3-2-0												
2-1-0		0-0-0		0-0-0		NEUTRAL		0-1-0		1-0-0		1-0-0												
25-6-0		0-0-0		0-0-0		CONFERENCE		0-0-0		0-0-0		25-6-0												
12-3-0		0-0-0		0-0-0		HOME		0-0-0		0-0-0		12-3-0												
10-3-0		0-0-0		0-0-0		AWAY		0-0-0		0-0-0		10-3-0												
3-0-0		0-0-0		0-0-0		NEUTRAL		0-0-0		0-0-0		3-0-0												
RPI	S	Opponent		Score		RPI	S	Opponent		Score		RPI	S	Opponent		Score								
24	A	Louisville		4 8																				

Non-Div. I Games:

Wright St.

RPI	S	Opponent	Score	
278	A	Northern Ky.	12	5
278	A	Northern Ky.	11	12
278	A	Northern Ky.	14	2
278	H	Northern Ky.	22	2
278	H	Northern Ky.	13	6
278	H	Northern Ky.	12	0
282	A	Bowl'ing Green	5	2

Average RPI Win:		174	WON-LOST RECORD		WINNING PCT. RANK		LAST 10 GAMES		STRENGTH OF SCHEDULE		OPP. STRENGTH OF SCHEDULE		TEAM RPI		ADJ RPI		CONF. RPI		ADJ CONF. RPI					
DIV. I ONLY			30-20-1		.59804		78		6-4-0		98		165		70		.53721		70		12		12	
DIV. I NON-CONF.			14-14-1		.5		136		0-0-0		166		206		140		.50308		140		14		14	
TOTALS		RPI 1-25		RPI 26-50		W-L RECORDS		RPI 51-100		RPI 101-150		RPI 150+												
30-20-1		1-3-0		3-6-1		OVERALL		2-4-0		5-1-0		19-6-0												
11-6-0		0-0-0		1-2-0		HOME		0-1-0		0-0-0		10-3-0												
12-10-1		1-2-0		1-3-1		AWAY		2-2-0		3-0-0		5-3-0												
7-4-0		0-1-0		1-1-0		NEUTRAL		0-1-0		2-1-0		4-0-0												
14-14-1		1-3-0		1-3-1		NON-CONFERENCE		0-3-0		1-0-0		11-5-0												
5-3-0		0-0-0		0-0-0		HOME		0-1-0		0-0-0		5-2-0												
5-9-1		1-2-0		1-1-		AWAY		0-1-0		0-0-0		3-3-0												
4-2-0		0-1-0		0-0-0		NEUTRAL		0-1-0		1-0-0		3-0-0												
16-6-0		0-0-0		2-3-0		CONFERENCE		2-1-0		4-1-0		8-1-0												
6-3-0		0-0-0		1-2-0		HOME		0-0-0		0-0-0		5-1-0												
7-1-0		0-0-0		0-0-0		AWAY		2-1-0		3-0-0		2-0-0												
3-2-0		0-0-0		1-1-0		NEUTRAL		0-0-0		1-1-0		1-0-0												
RPI	S	Opponent		Score		RPI	S	Opponent		Score		RPI	S	Opponent		Score								
19	A	NC State		4	8	27	H	St. John's (NY)		4	3	109	N	Pittsburgh		1	0							
19	A	NC State		1	3	27	H	St. John's (NY)		3	6	119	A	Butler		6	1							
19	A	NC State		8	6	27	H	St. John's (NY)		1	2	119	A	Butler		3	0							
25	N	Missouri St.		2	14	27	N	St. John's (NY)		19	2	119	A	Butler		7	5							
						27	N	St. John's (NY)		0	7	119	N	Butler		4	3							
						33	A	Fla. Atlantic		3	11	119	N	Butler		1	2							
						33	A	Fla. Atlantic		0	10	153	A	Hawai i		2	3							
						33	A	Fla. Atlantic		2	4	153	A	Hawai i		9	8							
						41	A	Oklahoma St.		10	7	153	A	Hawai i		5	1							
						41	A	Oklahoma St.		3	3	153	A	Hawai i		6	8							
												155	H	NJIT		4	10							
												158	H	Xavi er		3	5							
												158	H	Xavi er		9	6							
												158	H	Xavi er		4	3							
												160	H	Monmouth		3	10							
												182	N	Seattle U		14	9							
												187	A	Georgetown		5	3							
												187	A	Georgetown		12	1							
												187	N	Georgetown		21	5							
												204	N	Central Mich.		10	4							
												230	A	USC Upstate		1	12							
												263	N	Youngstown St.		11	3							
												269	A	Princeton		28	8							
												281	H	Villanova		11	2							
												281	H	Villanova		8	2							
												281	H	Villanova		2	1							
												285	H	Ri der		5	3							
												293	H	Fairleigh Dickinson		5	4							
												293	H	Fairleigh Dickinson		4	2							
												295	H	Saint Peter's		11	1							
												295	H	Saint Peter's		2	0							
LAST 10 GAMES																								
						27	N	St. John's (NY)		0	7	187	A	Georgetown		12	1							
						27	N	St. John's (NY)		19	2	187	A	Georgetown		5	3							
						119	N	Butler		4	3	27	H	St. John's (NY)		3	6							
						187	N	Georgetown		21	5	27	H	St. John's (NY)		1	2							
						119	N	Butler		1	2	27	H	St. John's (NY)		4	3							

Non-Div. I Games:

Seton Hall

Average RPI Win:		108	WON-LOST RECORD		WINNING PCT. RANK		LAST 10 GAMES		STRENGTH OF SCHEDULE		OPP. STRENGTH OF SCHEDULE		TEAM RPI		ADJ RPI		CONF. RPI		ADJ CONF. RPI	
DIV. I ONLY			25-32-0		.4386 195		4-6-0		2		53		71		.53666 71		3		3	
DIV. I NON-CONF.			12-13-0		.48 151		2-0-0		24		226		102		.51618 102		4		4	
TOTALS		RPI 1-25		RPI 26-50		W-L RECORDS		RPI 51-100		RPI 101-150		RPI 150+								
25-32-0		6-16-0		0-0-0		OVERALL		6-8-0		3-4-0		10-4-0								
17-13-0		6-7-0		0-0-0		HOME		3-2-0		2-2-0		6-2-0								
8-17-0		0-7-0		0-0-0		AWAY		3-6-0		1-2-0		4-2-0								
0-2-0		0-2-0		0-0-0		NEUTRAL		0-0-0		0-0-0		0-0-0								
12-13-0		0-2-0		0-0-0		NON-CONFERENCE		2-3-0		3-4-0		7-4-0								
9-6-0		0-1-0		0-0-0		HOME		1-1-0		2-2-0		6-2-0								
3-7-0		0-1-0		0-0-		AWAY		1-2-0		1-2-0		1-2-0								
0-0-0		0-0-0		0-0-0		NEUTRAL		0-0-0		0-0-0		0-0-0								
13-19-0		6-14-0		0-0-0		CONFERENCE		4-5-0		0-0-0		3-0-0								
8-7-0		6-6-0		0-0-0		HOME		2-1-0		0-0-0		0-0-0								
5-10-0		0-6-0		0-0-0		AWAY		2-4-0		0-0-0		3-0-0								
0-2-0		0-2-0		0-0-0		NEUTRAL		0-0-0		0-0-0		0-0-0								
RPI	S	Opponent		Score		RPI	S	Opponent		Score		RPI	S	Opponent		Score				
6	H	Florida St.		4 3				55 A Georgi a Tech		6 3		108	A	El on		8 5				
6	H	Florida St.		8 1				55 A Georgi a Tech		1 5		108	H	El on		9 10				
6	H	Florida St.		3 7				55 A Georgi a Tech		0 7		111	A	High Point		4 8				
8	A	North Carolina		2 3				68 A UNCG		11 9		111	H	High Point		9 8				
8	A	North Carolina		1 6				68 H UNCG		5 11		129	A	Liberty		4 8				
8	A	North Carolina		6 8				79 A Charlotte		1 13		129	H	Liberty		8 7				
11	H	Clemson		4 9				82 H Vi rgi ni a		3 15		144	H	Navy		2 5				
11	H	Clemson		3 4				82 H Vi rgi ni a		18 12		164	A	Santa Clara		6 7				
11	H	Clemson		5 7				82 H Vi rgi ni a		7 3		164	A	Santa Clara		0 2				
17	A	Coastal Caro.		3 19				97 A Notre Dame		2 5		164	A	Santa Clara		3 1				
17	H	Coastal Caro.		2 9				97 A Notre Dame		6 7		167	A	Boston Colle ge		6 1				
19	A	NC State		5 7				97 A Notre Dame		9 3		167	A	Boston Colle ge		3 0				
19	A	NC State		6 10				99 A Davi dson		1 3		167	A	Boston Colle ge		2 0				
19	A	NC State		5 8				99 H Davi dson		15 5		168	H	Gardner-Webb		8 4				
20	H	Duke		6 3								168	H	Gardner-Webb		3 6				
20	H	Duke		4 7								179	H	Appal achi an St.		7 3				
20	H	Duke		10 2								180	H	UMass Lowel l		3 5				
20	N	Duke		2 6								180	H	UMass Lowel l		8 1				
24	H	Loui sville		6 3								180	H	UMass Lowel l		14 7				
24	H	Loui sville		6 11								187	H	Georgetown		7 2				
24	H	Loui sville		2 1								210	H	Radford		5 1				
24	N	Loui sville		2 10																
						LAST 10 GAMES														
						20 N Duke 2 6						111 H High Point 9 8								
						24 N Loui svi lle 2 10						19 A NC State 6 10								
						82 H Vi rgi ni a 18 12						19 A NC State 5 7								
						82 H Vi rgi ni a 3 15						19 A NC State 5 8								
						82 H Vi rgi ni a 7 3						210 H Radford 5 1								

Non-Div. I Games:

Wake Forest

Average RPI Win: 164		WON-LOST	WINNING	LAST 10	STRENGTH OF		OPP. STRENGTH	TEAM	ADJ		CONF.	ADJ CONF.
Average RPI Loss: 79		RECORD	PCT. RANK	GAMES	SCHEDULE		OF SCHEDULE	RPI	RPI		RPI	RPI
DIV. I ONLY		31-24-0	.56364	102	7-3-0		107	114	72		10	10
DIV. I NON-CONF.		18-12-0	.6	86	0-1-0		111	133	48		8	8
TOTALS		RPI 1-25	RPI 26-50		W-L RECORDS		RPI 51-100		RPI 101-150		RPI 150+	
31-24-0		2-6-0	2-7-0		OVERALL		2-4-0		8-5-0		17-2-0	
9-9-0		1-2-0	1-4-0		HOME		0-0-0		1-2-0		6-1-0	
19-12-0		1-2-0	1-3-0		AWAY		2-3-0		5-3-0		10-1-0	
3-3-0		0-2-0	0-0-0		NEUTRAL		0-1-0		2-0-0		1-0-0	
18-12-0		1-2-0	1-5-0		NON-CONFERENCE		1-2-0		3-2-0		12-1-0	
4-2-0		0-0-0	0-2-0		HOME		0-0-0		0-0-0		4-0-0	
13-9-0		1-2-0	1-0-		AWAY		1-1-0		3-2-0		7-1-0	
1-1-0		0-0-0	0-0-0		NEUTRAL		0-1-0		0-0-0		1-0-0	
13-12-0		1-4-0	1-2-0		CONFERENCE		1-2-0		5-3-0		5-1-0	
5-7-0		1-2-0	1-2-0		HOME		0-0-0		1-2-0		2-1-0	
6-3-0		0-0-0	0-0-0		AWAY		1-2-0		2-1-0		3-0-0	
2-2-0		0-2-0	0-0-0		NEUTRAL		0-0-0		2-0-0		0-0-0	
RPI S	Opponent	Score	RPI S	Opponent	Score	RPI S	Opponent	Score	RPI S	Opponent	Score	
24 A	Louisville	2 3	29 A	Indiana	1 6	74 A	UNLV	4 5	119 A	Butler	11 4	
24 A	Louisville	3 1	29 H	Indiana	3 5	74 A	UNLV	4 2	123 H	Illinois St.	7 8	
24 A	Louisville	6 10	31 A	Purdue	2 1	86 A	Bradley	6 7	123 H	Illinois St.	2 5	
25 H	Missouri St.	6 4	31 H	Purdue	1 3	86 A	Bradley	3 6	123 H	Illinois St.	5 2	
25 H	Missouri St.	4 5	36 H	DBU	6 0	86 A	Bradley	9 3	137 A	Austin Peay	8 15	
25 H	Missouri St.	3 4	36 H	DBU	10 12	98 N	Oregon	5 8	137 A	Austin Peay	11 5	
25 N	Missouri St.	6 9	36 H	DBU	3 7				137 A	Austin Peay	7 8	
25 N	Missouri St.	2 4	38 A	Vanderbilt	5 8				142 A	Southern Ill.	11 3	
			48 A	Missouri	7 8				142 A	Southern Ill.	8 2	
									142 A	Southern Ill.	2 3	
									142 N	Southern Ill.	9 7	
									142 N	Southern Ill.	14 12	
									148 A	Ball St.	10 6	
									152 A	Middle Tenn.	21 4	
									158 H	Xavier	4 3	
									158 H	Xavier	6 4	
									169 N	Loyola Marymount	8 2	
									174 A	Lipscomb	17 3	
									198 A	Valparaiso	16 0	
									198 A	Valparaiso	8 2	
									198 A	Valparaiso	6 3	
									228 A	Eastern Ill.	10 8	
									233 A	Northern Ill.	4 5	
									244 A	The Citadel	7 3	
									244 A	The Citadel	5 2	
									244 A	The Citadel	10 3	
									267 A	Belmont	7 4	
									268 H	Evansville	14 9	
									268 H	Evansville	3 2	
									268 H	Evansville	6 10	
									280 H	Western Ill.	5 4	
									280 H	Western Ill.	2 0	
			LAST 10 GAMES									
			25 N	Missouri St.	6 9	198 A			16 0			
			142 N	Southern Ill.	14 12	198 A			6 3			
			25 N	Missouri St.	2 4	48 A			7 8			
			142 N	Southern Ill.	9 7	268 H			14 9			
			198 A	Valparaiso	8 2	268 H			3 2			

Non-Div. I Games:

Indiana St.

Average RPI Win:	147	WON-LOST RECORD	WINNING PCT. RANK	LAST 10 GAMES	STRENGTH OF SCHEDULE	OPP. STRENGTH OF SCHEDULE	TEAM RPI	ADJ RPI	CONF. RPI	ADJ CONF. RPI				
DIV. I ONLY		32-22-0	.59259	83	7-3-0	105	63	73	.5339	73	5	5		
DIV. I NON-CONF.		16-8-0	.66667	46	1-2-0	202	167	88	.52257	88	5	5		
<hr/>														
TOTALS	RPI 1-25	RPI 26-50		W-L RECORDS		RPI 51-100		RPI 101-150		RPI 150+				
32-22-0	1-6-0	6-1-0		OVERALL		4-7-0		4-5-0		17-3-0				
21-8-0	0-3-0	5-1-0		HOME		2-1-0		0-1-0		14-2-0				
10-11-0	1-2-0	0-0-0		AWAY		2-4-0		4-4-0		3-1-0				
1-3-0	0-1-0	1-0-0		NEUTRAL		0-2-0		0-0-0		0-0-0				
16-8-0	0-1-0	1-0-0		NON-CONFERENCE		1-4-0		1-2-0		13-1-0				
12-2-0	0-0-0	0-0-0		HOME		0-0-0		0-1-0		12-1-0				
3-3-0	0-0-0	0-0-		AWAY		1-2-0		1-1-0		1-0-0				
1-3-0	0-1-0	1-0-0		NEUTRAL		0-2-0		0-0-0		0-0-0				
16-14-0	1-5-0	5-1-0		CONFERENCE		3-3-0		3-3-0		4-2-0				
9-6-0	0-3-0	5-1-0		HOME		2-1-0		0-0-0		2-1-0				
7-8-0	1-2-0	0-0-0		AWAY		1-2-0		3-3-0		2-1-0				
0-0-0	0-0-0	0-0-0		NEUTRAL		0-0-0		0-0-0		0-0-0				
RPI	S	Opponent	Score		RPI	S	Opponent	Score		RPI	S	Opponent	Score	
2	A	Stanford	4	3	26	H	UCLA	8	3	59	A	Creighton	2	4
2	A	Stanford	2	5	26	H	UCLA	2	4	59	A	Creighton	3	5
2	A	Stanford	1	14	26	H	UCLA	5	2	59	A	Creighton	7	2
7	H	Oregon St.	4	10	32	N	Baylor	8	2	60	N	Louisiana Tech	6	10
7	H	Oregon St.	3	4	46	H	Ari zona	12	11	63	H	Washington	11	4
7	H	Oregon St.	4	6	46	H	Ari zona	16	6	63	H	Washington	3	4
15	N	Texas A&M	5	9	46	H	Ari zona	9	3	63	H	Washington	5	2
										92	N	Cincinnati	1	3
										98	A	Oregon	2	7
										98	A	Oregon	5	8
										98	A	Oregon	5	3

Non-Div. I Games:

Cal i forni a

UNLV

UNLV

RPI	S	Opponent	Score	
234	A	UC Ri versi de	6	1

UNLV

U
N
L
V

U
N
L
V

RPI	S	Opponent	Score	
281	A	Villanova	6	5
281	A	Villanova	7	2
281	A	Villanova	8	4
283	A	La Salle	15	3
285	A	Rider	4	3
293	H	Fairleigh Dickinson	7	3
293	H	Fairleigh Dickinson	6	3
293	H	Fairleigh Dickinson	6	1
293	H	Fairleigh Dickinson	4	0

Wagner

W
a
g
n
e
r

W
a
g
n
e
r

Average RPI Win:		115	WON-LOST		WINNING		LAST 10		STRENGTH OF		OPP. STRENGTH		TEAM		ADJ		CONF.		ADJ CONF.	
Average RPI Loss:		55	RECORD		PCT. RANK		GAMES		SCHEDULE		OF SCHEDULE		RPI		RPI		RPI		RPI	
DIV. I ONLY			29-27-0		.51786		134		4-6-0		33		15		76		.5321		76	
DIV. I NON-CONF.			17-9-0		.65385		57		0-1-0		200		132		129		.5061		129	
TOTALS		RPI 1-25		RPI 26-50		W-L RECORDS		RPI 51-100		RPI 101-150		RPI 150+								
29-27-0		5-8-0		4-11-0		OVERALL		8-2-0		2-3-0		10-3-0								
21-15-0		3-4-0		3-3-0		HOME		5-2-0		2-3-0		8-3-0								
8-12-0		2-4-0		1-8-0		AWAY		3-0-0		0-0-0		2-0-0								
0-0-0		0-0-0		0-0-0		NEUTRAL		0-0-0		0-0-0		0-0-0								
17-9-0		0-1-0		0-0-0		NON-CONFERENCE		5-2-0		2-3-0		10-3-0								
12-9-0		0-1-0		0-0-0		HOME		2-2-0		2-3-0		8-3-0								
5-0-0		0-0-0		0-0-		AWAY		3-0-0		0-0-0		2-0-0								
0-0-0		0-0-0		0-0-0		NEUTRAL		0-0-0		0-0-0		0-0-0								
12-18-0		5-7-0		4-11-0		CONFERENCE		3-0-0		0-0-0		0-0-0								
9-6-0		3-3-0		3-3-0		HOME		3-0-0		0-0-0		0-0-0								
3-12-0		2-4-0		1-8-0		AWAY		0-0-0		0-0-0		0-0-0								
0-0-0		0-0-0		0-0-0		NEUTRAL		0-0-0		0-0-0		0-0-0								
RPI	S	Opponent		Score		RPI	S	Opponent		Score		RPI	S	Opponent		Score				
1	H	Florida		6 4		30	H	Kentucky		3 10		68	H	UNCG		4 3				
1	H	Florida		4 6		30	H	Kentucky		6 2		68	H	UNCG		3 2				
1	H	Florida		6 22		30	H	Kentucky		5 3		68	H	UNCG		11 4				
5	A	Ole Miss		1 7		34	A	LSU		3 9		82	H	Al abama		3 0				
5	A	Ole Miss		8 6		34	A	LSU		5 14		82	H	Al abama		5 4				
5	A	Ole Miss		0 5		34	A	LSU		7 9		82	H	Al abama		2 1				
9	A	Georgia		6 5		38	H	Vanderbil t		6 7		92	A	Cinci nnati		2 1				
9	A	Georgia		4 12		38	H	Vanderbil t		2 7		92	A	Cinci nnati		3 2				
9	A	Georgia		6 8		38	H	Vanderbil t		8 7		92	A	Cinci nnati		7 5				
15	H	Texas A&M		6 4		43	A	South Carol ina		3 6		96	H	Morehead St.		2 4				
15	H	Texas A&M		3 8		43	A	South Carol ina		1 6										
15	H	Texas A&M		7 4		43	A	South Carol ina		2 6										
23	H	Tennessee Tech		6 7		48	A	Mi ssouri		2 3										
						48	A	Mi ssouri		2 1										
						48	A	Mi ssouri		3 8										
LAST 10 GAMES						LAST 10 GAMES						LAST 10 GAMES								
						48	A	Mi ssouri		3 8		38	H	Vanderbi l t		6 7				
						48	A	Mi ssouri		2 1		30	H	Kentucky		5 3				
						48	A	Mi ssouri		2 3		30	H	Kentucky		3 10				
						38	H	Vanderbi l t		8 7		30	H	Kentucky		6 2				
						38	H	Vanderbi l t		2 7		96	H	Morehead St.		2 4				

Non-Div. I Games:

Tennessee

Average RPI Win:		155	WON-LOST RECORD		WINNING PCT. RANK		LAST 10 GAMES		STRENGTH OF SCHEDULE		OPP. STRENGTH OF SCHEDULE		TEAM RPI		ADJ RPI		CONF. RPI		ADJ CONF. RPI				
DIV. I ONLY		29-20-0		.59184		85		6-4-0		126		80		77		.53086		77		6		6	
DIV. I NON-CONF.		16-9-0		.64		64		2-0-0		240		122		108		.51419		108		7		7	
TOTALS		RPI 1-25		RPI 26-50		W-L RECORDS		RPI 51-100		RPI 101-150		RPI 150+											
29-20-0		1-3-0		7-6-0		OVERALL		3-6-0		3-2-0		15-3-0											
16-6-0		0-0-0		5-4-0		HOME		3-2-0		0-0-0		8-0-0											
9-10-0		1-2-0		2-1-0		AWAY		0-3-0		2-1-0		4-3-0											
4-4-0		0-1-0		0-1-0		NEUTRAL		0-1-0		1-1-0		3-0-0											
16-9-0		0-1-0		2-2-0		NON-CONFERENCE		1-4-0		2-1-0		11-1-0											
8-3-0		0-0-0		2-2-0		HOME		1-1-0		0-0-0		5-0-0											
4-4-0		0-0-0		0-0-		AWAY		0-3-0		1-0-0		3-1-0											
4-2-0		0-1-0		0-0-0		NEUTRAL		0-0-0		1-1-0		3-0-0											
13-11-0		1-2-0		5-4-0		CONFERENCE		2-2-0		1-1-0		4-2-0											
8-3-0		0-0-0		3-2-0		HOME		2-1-0		0-0-0		3-0-0											
5-6-0		1-2-0		2-1-0		AWAY		0-0-0		1-1-0		1-2-0											
0-2-0		0-0-0		0-1-0		NEUTRAL		0-1-0		0-0-0		0-0-0											
RPI	S	Opponent		Score		RPI	S	Opponent		Score		RPI	S	Opponent		Score							
13	A	Minnesota		3 4		29	H	Indiana		5 1		58	H	Michigan		7 5							
13	A	Minnesota		5 3		29	H	Indiana		2 4		58	H	Michigan		4 2							
13	A	Minnesota		0 3		37	H	Ohio St.		9 5		58	H	Michigan		2 10							
25	N	Missouri St.		3 8		37	H	Ohio St.		2 1		58	N	Michigan		1 2							
						37	H	Ohio St.		1 2		74	A	UNLV		0 4							
						37	N	Ohio St.		0 2		74	A	UNLV		2 11							
						41	H	Oklahoma St.		16 14		74	A	UNLV		3 13							
						41	H	Oklahoma St.		11 3		86	H	Bradley		13 9							
						41	H	Oklahoma St.		6 7		94	H	Saint Louis		6 7							
						47	A	Illinois		4 2													
						47	A	Illinois		12 13													
						47	A	Illinois		8 5													
						48	H	Missouri		16 17													
LAST 10 GAMES																							
						37	N	Ohio St.		0 2		280	A	Western Ill.		5 4							
						58	N	Michigan		1 2		231	A	Northwestern		10 7							
						240	H	Penn St.		8 4		231	A	Northwestern		0 4							
						240	H	Penn St.		9 1		231	A	Northwestern		6 7							
						240	H	Penn St.		3 1		41	H	Oklahoma St.		11 3							

Non-Div. I Games: Loras 6 4 Coe 16 1 Grand View 4 2 Cornell College 15 1 Iowa

Average RPI Win: 133		WON-LOST RECORD		WINNING PCT. RANK		LAST 10 GAMES		STRENGTH OF SCHEDULE		OPP. STRENGTH OF SCHEDULE		TEAM RPI		ADJ RPI		CONF. RPI		ADJ CONF. RPI	
DIV. I ONLY		30-26-0		.53571 121		6-4-0		67		58		78		.52977 78		8		8	
DIV. I NON-CONF.		11-13-0		.45833 174		1-0-0		20		63		80		.5277 80		6		6	
TOTALS		RPI 1-25		RPI 26-50		W-L RECORDS		RPI 51-100		RPI 101-150		RPI 150+							
30-26-0		2-4-0		2-9-0		OVERALL		6-4-0		6-7-0		14-2-0							
19-11-0		1-2-0		2-1-0		HOME		3-2-0		3-5-0		10-1-0							
10-13-0		1-2-0		0-6-0		AWAY		3-2-0		3-2-0		3-1-0							
1-2-0		0-0-0		0-2-0		NEUTRAL		0-0-0		0-0-0		1-0-0							
11-13-0		1-2-0		0-3-0		NON-CONFERENCE		2-3-0		2-5-0		6-0-0							
7-5-0		0-0-0		0-0-0		HOME		1-1-0		1-4-0		5-0-0							
4-8-0		1-2-0		0-0-		AWAY		1-2-0		1-1-0		1-0-0							
0-0-0		0-0-0		0-0-0		NEUTRAL		0-0-0		0-0-0		0-0-0							
19-13-0		1-2-0		2-6-0		CONFERENCE		4-1-0		4-2-0		8-2-0							
12-6-0		1-2-0		2-1-0		HOME		2-1-0		2-1-0		5-1-0							
6-5-0		0-0-0		0-3-0		AWAY		2-0-0		2-1-0		2-1-0							
1-2-0		0-0-0		0-2-0		NEUTRAL		0-0-0		0-0-0		1-0-0							
RPI	S	Opponent		Score		RPI	S	Opponent		Score		RPI	S	Opponent		Score			
9	A	Georgi a		9	22	39	H	Troy		7	4	55	A	Georgi a Tech		1	3		
9	A	Georgi a		8	3	39	H	Troy		3	0	55	H	Georgi a Tech		1	7		
9	A	Georgi a		3	4	39	H	Troy		0	7	56	H	Loui si ana		2	11		
17	H	Coastal Caro.		3	7	40	A	Southern Miss.		2	3	56	H	Loui si ana		6	3		
17	H	Coastal Caro.		2	15	40	A	Southern Miss.		3	4	56	H	Loui si ana		5	4		
17	H	Coastal Caro.		5	4	40	A	Southern Miss.		2	8	67	A	Col . of Charleston		0	3		
						49	A	South Alabama		1	8	67	A	Col . of Charleston		5	4		
						49	A	South Alabama		6	9	67	H	Col . of Charleston		6	4		
						49	A	South Alabama		3	11	93	A	Little Rock		3	2		
						49	N	South Alabama		3	5	93	A	Little Rock		1	0		
						49	N	South Alabama		0	12								
						LAST 10 GAMES													
						49	N	South Alabama		0	12	132	H	Georgi a St.		19	5		
						183	N	UT Arlington		3	1	177	A	Arkansas St.		4	1		
						49	N	South Alabama		3	5	177	A	Arkansas St.		10	5		
						132	H	Georgi a St.		4	5	177	A	Arkansas St.		5	6		
						132	H	Georgi a St.		12	7	120	A	Kennesaw St.		9	3		

Non-Div. I Games:

Ga. Southern

Average RPI Win:		169	WON-LOST RECORD		WINNING PCT. RANK		LAST 10 GAMES		STRENGTH OF SCHEDULE		OPP. STRENGTH OF SCHEDULE		TEAM RPI		ADJ RPI		CONF. RPI		ADJ CONF. RPI	
DIV. I ONLY			34-24-0		.58621 87		6-4-0		104		86		79		.52888 79		11		11	
DIV. I NON-CONF.			14-9-0		.6087 81		0-0-0		57		54		70		.53593 69		13		13	
TOTALS		RPI 1-25		RPI 26-50		W-L RECORDS		RPI 51-100		RPI 101-150		RPI 150+								
34-24-0		1-8-0		1-4-0		OVERALL		8-6-0		3-1-0		21-5-0								
23-9-0		1-4-0		0-0-0		HOME		2-0-0		3-1-0		17-4-0								
8-13-0		0-4-0		0-3-0		AWAY		5-5-0		0-0-0		3-1-0								
3-2-0		0-0-0		1-1-0		NEUTRAL		1-1-0		0-0-0		1-0-0								
14-9-0		1-8-0		0-0-0		NON-CONFERENCE		2-1-0		1-0-0		10-0-0								
13-4-0		1-4-0		0-0-0		HOME		2-0-0		1-0-0		9-0-0								
1-5-0		0-4-0		0-0-		AWAY		0-1-0		0-0-0		1-0-0								
0-0-0		0-0-0		0-0-0		NEUTRAL		0-0-0		0-0-0		0-0-0								
20-15-0		0-0-0		1-4-0		CONFERENCE		6-5-0		2-1-0		11-5-0								
10-5-0		0-0-0		0-0-0		HOME		0-0-0		2-1-0		8-4-0								
7-8-0		0-0-0		0-3-0		AWAY		5-4-0		0-0-0		2-1-0								
3-2-0		0-0-0		1-1-0		NEUTRAL		1-1-0		0-0-0		1-0-0								
RPI	S	Opponent		Score		RPI	S	Opponent		Score		RPI	S	Opponent		Score				
3	H	Arkansas		6	3	33	A	Fla. Atlantic		2	5	60	A	Louisiana Tech		6	4			
8	H	North Carolina		2	14	33	A	Fla. Atlantic		4	5	60	A	Louisiana Tech		9	1			
9	A	Georgia		2	12	33	A	Fla. Atlantic		5	6	60	A	Louisiana Tech		6	10			
9	A	Georgia		7	10	40	N	Southern Miss.		7	4	68	A	UNCG		0	2			
9	A	Georgia		4	6	40	N	Southern Miss.		0	6	71	H	Wake Forest		13	1			
12	H	East Carolina		5	6							89	A	Rice		8	6			
12	H	East Carolina		2	12							89	A	Rice		6	4			
12	H	East Carolina		1	3							89	A	Rice		2	3			
19	A	NC State		6	9							91	H	Wofford		10	9			
												100	A	UTSA		2	0			
												100	A	UTSA		3	4			
												100	A	UTSA		1	5			
												100	N	UTSA		1	11			
												100	N	UTSA		10	4			
						LAST 10 GAMES														
						40	N	Southern Miss.		0	6	100	A	UTSA		1	5			
						40	N	Southern Miss.		7	4	100	A	UTSA		3	4			
						100	N	UTSA		10	4	100	A	UTSA		2	0			
						201	N	UAB		2	0	205	H	Marshall		5	4			
						100	N	UTSA		1	11	205	H	Marshall		6	0			

Non-Div. I Games:

Charlotte

[illegible]

Non-Div. I Games:

Southeastern La.

RPI	S	Opponent	Score	
245	N	Sacred Heart	3	5
260	H	SFA	7	3
260	H	SFA	11	2
260	H	SFA	2	1
287	H	Al corn	7	1
287	H	Al corn	9	1

Southeastern La.

S
o
u
t
h
e
a
s
t
e
r
n
L
a
.

S
o
u
t
h
e
a
s
t
e
r
n
L
a
.

Page 96

Average RPI Win:		183	WON-LOST RECORD		WINNING PCT. RANK		LAST 10 GAMES		STRENGTH OF SCHEDULE		OPP. STRENGTH OF SCHEDULE		TEAM RPI		ADJ RPI		CONF. RPI		ADJ CONF. RPI	
DIV. I ONLY			36-22-0		.62069 60		8-2-0		147		187		81		.52826 81		19		19	
DIV. I NON-CONF.			14-14-0		.5 136		2-0-0		129		128		103		.51553 103		20		20	
TOTALS		RPI 1-25		RPI 26-50		W-L RECORDS		RPI 51-100		RPI 101-150		RPI 150+								
36-22-0		1-4-0		0-0-0		OVERALL		2-2-0		6-7-0		27-9-0								
12-6-0		0-0-0		0-0-0		HOME		0-0-0		0-2-0		12-4-0								
13-7-0		1-4-0		0-0-0		AWAY		0-0-0		2-2-0		10-1-0								
11-9-0		0-0-0		0-0-0		NEUTRAL		2-2-0		4-3-0		5-4-0								
14-14-0		1-4-0		0-0-0		NON-CONFERENCE		2-2-0		2-4-0		9-4-0								
5-0-0		0-0-0		0-0-0		HOME		0-0-0		0-0-0		5-0-0								
4-7-0		1-4-0		0-0-		AWAY		0-0-0		2-2-0		1-1-0								
5-7-0		0-0-0		0-0-0		NEUTRAL		2-2-0		0-2-0		3-3-0								
22-8-0		0-0-0		0-0-0		CONFERENCE		0-0-0		4-3-0		18-5-0								
7-6-0		0-0-0		0-0-0		HOME		0-0-0		0-2-0		7-4-0								
9-0-0		0-0-0		0-0-0		AWAY		0-0-0		0-0-0		9-0-0								
6-2-0		0-0-0		0-0-0		NEUTRAL		0-0-0		4-1-0		2-1-0								
RPI	S	Opponent		Score		RPI	S	Opponent		Score		RPI	S	Opponent		Score				
4	A	Stetson		8	4							102	A	Maryl and		4	3			
4	A	Stetson		0	6							102	A	Maryl and		3	0			
18	A	South Fla.		2	5							102	A	Maryl and		3	6			
18	A	South Fla.		4	5							103	N	Rhode Isl and		4	6			
18	A	South Fla.		0	12							116	A	Fordham		2	3			
												139	N	Mari st		7	15			
												144	H	Navy		1	2			
												144	H	Navy		0	8			
												144	N	Navy		5	3			
												144	N	Navy		8	5			
												144	N	Navy		0	4			
												144	N	Navy		5	3			
												144	N	Navy		8	2			
												162	A	Hol y Cross		6	3			
												162	H	Hol y Cross		4	0			
												162	H	Hol y Cross		3	5			
												162	H	Hol y Cross		3	2			
												162	H	Hol y Cross		2	1			
												165	N	Rutgers		7	15			
												165	N	Rutgers		6	11			
												165	N	Rutgers		1	5			
												167	N	Boston Col lege		11	1			
												178	H	Manhattan		3	2			
												178	H	Manhattan		2	1			
												186	H	Col umbi a		3	1			
												186	N	Col umbi a		8	7			
												202	A	Lehi gh		10	1			
												202	A	Lehi gh		14	0			
												202	A	Lehi gh		5	3			
												202	H	Lehi gh		0	5			
												202	H	Lehi gh		6	2			
												211	A	Bucknel I		1	0			
												211	A	Bucknel I		7	6			
												211	H	Bucknel I		1	4			
LAST 10 GAMES																				
						186	N	Col umbi a		8	7	211	N	Bucknel I		1	4			
						144	N	Navy		5	3	252	A	Al bany (NY)		11	4			
						144	N	Navy		8	5	254	H	Lafayette		8	1			
						211	N	Bucknel I		4	3	254	H	Lafayette		11	1			
						211	N	Bucknel I		11	7	202	H	Lehi gh		0	5			

Non-Div. I Games:

Army West Point

RPI	S	Opponent	Score	
211	H	Bucknell I	1	5
211	H	Bucknell I	7	4
211	N	Bucknell I	11	7
211	N	Bucknell I	1	4
211	N	Bucknell I	4	3
237	H	Siena	9	6
245	H	Sacred Heart	12	3
251	N	Niagara	9	5
252	A	Albany (NY)	11	4
254	A	Lafayette	10	5
254	A	Lafayette	13	2
254	A	Lafayette	22	1
254	H	Lafayette	11	1
254	H	Lafayette	8	1
281	A	Villanova	4	12

Army West Point

A
r
m
y
W
e
s
t
P
o
i
n
t

A
r
m
y
W
e
s
t
P
o
i
n
t

Average RPI Win:		124	WON-LOST RECORD		WINNING PCT. RANK		LAST 10 GAMES		STRENGTH OF SCHEDULE		OPP. STRENGTH OF SCHEDULE		TEAM RPI		ADJ RPI		CONF. RPI		ADJ CONF. RPI	
DIV. I ONLY			27-29-0		.48214 156		4-6-0		21		18		82		.52786 82		1		1	
DIV. I NON-CONF.			19-6-0		.76 24		1-0-0		154		165		52		.55111 52		1		1	
TOTALS		RPI 1-25		RPI 26-50		W-L RECORDS		RPI 51-100		RPI 101-150		RPI 150+								
27-29-0		2-14-0		9-8-0		OVERALL		3-5-0		1-1-0		12-1-0								
22-13-0		2-7-0		5-3-0		HOME		2-2-0		1-1-0		12-0-0								
5-15-0		0-6-0		4-5-0		AWAY		1-3-0		0-0-0		0-1-0								
0-1-0		0-1-0		0-0-0		NEUTRAL		0-0-0		0-0-0		0-0-0								
19-6-0		0-0-0		3-2-0		NON-CONFERENCE		3-2-0		1-1-0		12-1-0								
17-3-0		0-0-0		2-0-0		HOME		2-2-0		1-1-0		12-0-0								
2-3-0		0-0-0		1-0-		AWAY		1-0-0		0-0-0		0-1-0								
0-0-0		0-0-0		0-0-0		NEUTRAL		0-0-0		0-0-0		0-0-0								
8-23-0		2-14-0		6-6-0		CONFERENCE		0-3-0		0-0-0		0-0-0								
5-10-0		2-7-0		3-3-0		HOME		0-0-0		0-0-0		0-0-0								
3-12-0		0-6-0		3-3-0		AWAY		0-3-0		0-0-0		0-0-0								
0-1-0		0-1-0		0-0-0		NEUTRAL		0-0-0		0-0-0		0-0-0								
RPI	S	Opponent		Score		RPI	S	Opponent		Score		RPI	S	Opponent		Score				
3	A	Arkansas		3	7	28	H	Mississippi St.		4	3	76	A	Tennessee		4	5			
3	A	Arkansas		4	7	28	H	Mississippi St.		12	14	76	A	Tennessee		1	2			
3	A	Arkansas		7	9	28	H	Mississippi St.		4	6	76	A	Tennessee		0	3			
5	H	Ole Miss		8	10	30	H	Kentucky		4	2	87	H	New Mexico St.		3	1			
5	H	Ole Miss		3	0	30	H	Kentucky		2	5	87	H	New Mexico St.		0	3			
5	H	Ole Miss		2	3	30	H	Kentucky		4	2	87	H	New Mexico St.		5	2			
9	H	Georgia		5	6	34	A	LSU		3	7	95	A	Samford		13	3			
9	H	Georgia		10	9	34	A	LSU		6	1	95	H	Samford		0	6			
9	H	Georgia		5	6	34	A	LSU		5	7									
14	H	Auburn		5	20	39	H	Troy		4	3									
14	H	Auburn		5	19	40	H	Southern Miss.		3	0									
14	H	Auburn		0	5	42	A	Oklahoma		13	1									
14	N	Auburn		2	5	42	A	Oklahoma		1	2									
15	A	Texas A&M		2	3	42	A	Oklahoma		4	16									
15	A	Texas A&M		6	9	48	A	Missouri		0	1									
15	A	Texas A&M		6	12	48	A	Missouri		2	1									
						48	A	Missouri		5	1									
						LAST 10 GAMES														
						5	H	Ole Miss		8	10	34	A	LSU		5	7			
						5	H	Ole Miss		3	0	122	H	Jacksonville St.		9	8			
						5	H	Ole Miss		2	3	28	H	Mississippi St.		4	6			
						34	A	LSU		3	7	28	H	Mississippi St.		4	3			
						34	A	LSU		6	1	28	H	Mississippi St.		12	14			

Non-Div. I Games:

Alabama

Average RPI Win:		127	WON-LOST		WINNING		LAST 10		STRENGTH OF		OPP. STRENGTH		TEAM		ADJ		CONF.		ADJ CONF.		
Average RPI Loss:		75	RECORD		PCT. RANK		GAMES		SCHEDULE		OF SCHEDULE		RPI		RPI		RPI		RPI		
DIV. I ONLY			29-25-0		.53704		120		54		42		82		.52786		82		3		
DIV. I NON-CONF.			16-6-0		.72727		30		140		202		71		.53586		70		4		
TOTALS		RPI 1-25		RPI 26-50		W-L RECORDS		RPI 51-100		RPI 101-150		RPI 150+									
29-25-0		5-9-0		0-1-0		OVERALL		6-6-0		7-5-0		11-4-0									
21-12-0		1-5-0		0-0-0		HOME		3-1-0		6-2-0		11-4-0									
5-12-0		3-3-0		0-1-0		AWAY		1-5-0		1-3-0		0-0-0									
3-1-0		1-1-0		0-0-0		NEUTRAL		2-0-0		0-0-0		0-0-0									
16-6-0		0-0-0		0-1-0		NON-CONFERENCE		3-0-0		4-2-0		9-3-0									
14-4-0		0-0-0		0-0-0		HOME		1-0-0		4-1-0		9-3-0									
0-2-0		0-0-0		0-0-		AWAY		0-0-0		0-1-0		0-0-0									
2-0-0		0-0-0		0-0-0		NEUTRAL		2-0-0		0-0-0		0-0-0									
13-19-0		5-9-0		0-0-0		CONFERENCE		3-6-0		3-3-0		2-1-0									
7-8-0		1-5-0		0-0-0		HOME		2-1-0		2-1-0		2-1-0									
5-10-0		3-3-0		0-0-0		AWAY		1-5-0		1-2-0		0-0-0									
1-1-0		1-1-0		0-0-0		NEUTRAL		0-0-0		0-0-0		0-0-0									
RPI	S	Opponent		Score		RPI	S	Opponent		Score		RPI	S	Opponent		Score					
6	N	Florida St.		2	3	44	A	UCF		3	6	55	H	Georgi a Tech		1	5				
8	H	North Carolina		6	8							55	H	Georgi a Tech		8	4				
8	H	North Carolina		6	12							55	H	Georgi a Tech		8	6				
8	H	North Carolina		4	0							64	A	Mi ami (FL)		0	1				
11	H	Clemson		2	3							64	A	Mi ami (FL)		2	3				
11	H	Clemson		4	5							64	A	Mi ami (FL)		1	8				
11	H	Clemson		8	9							71	A	Wake Forest		3	7				
19	N	NC State		4	2							71	A	Wake Forest		15	3				
20	A	Duke		3	6							71	A	Wake Forest		12	18				
20	A	Duke		2	3							89	N	Ri ce		3	0				
20	A	Duke		3	0							95	N	Samford		10	4				
24	A	Loui sville		2	1							99	H	Davi dson		12	1				
24	A	Loui sville		5	4																
24	A	Loui sville		4	5																
						LAST 10 GAMES															
						19 N NC State						4	2	117 H Ri chmond						3	11
						6 N Florida St.						2	3	55 H Georgi a Tech						8	4
						71 A Wake Forest						12	18	55 H Georgi a Tech						1	5
						71 A Wake Forest						15	3	55 H Georgia Tech						8	6
						71 A Wake Forest						3	7	128 H VCU						2	0

Non-Div. I Games:

Virginia

Tulane

Average RPI Win:		97	WON-LOST RECORD		WINNING PCT. RANK		LAST 10 GAMES		STRENGTH OF SCHEDULE		OPP. STRENGTH OF SCHEDULE		TEAM RPI		ADJ RPI		CONF. RPI		ADJ CONF. RPI					
DIV. I ONLY			25-33-0		.43103		203		3-7-0		5		44		84		.52733		84		4		4	
DIV. I NON-CONF.			15-17-0		.46875		161		0-1-0		9		70		81		.52759		81		3		3	
TOTALS		RPI 1-25		RPI 26-50				W-L RECORDS				RPI 51-100				RPI 101-150				RPI 150+				
25-33-0		2-11-0		7-7-0				OVERALL				7-9-0				2-4-0				7-2-0				
19-14-0		0-3-0		5-3-0				HOME				6-5-0				1-1-0				7-2-0				
5-17-0		2-7-0		1-3-0				AWAY				1-4-0				1-3-0				0-0-0				
1-2-0		0-1-0		1-1-0				NEUTRAL				0-0-0				0-0-0				0-0-0				
15-17-0		0-3-0		4-3-0				NON-CONFERENCE				4-6-0				2-4-0				5-1-0				
13-8-0		0-0-0		3-2-0				HOME				4-4-0				1-1-0				5-1-0				
2-9-0		0-3-0		1-0-				AWAY				0-2-0				1-3-0				0-0-0				
0-0-0		0-0-0		0-0-0				NEUTRAL				0-0-0				0-0-0				0-0-0				
10-16-0		2-8-0		3-4-0				CONFERENCE				3-3-0				0-0-0				2-1-0				
6-6-0		0-3-0		2-1-0				HOME				2-1-0				0-0-0				2-1-0				
3-8-0		2-4-0		0-2-0				AWAY				1-2-0				0-0-0				0-0-0				
1-2-0		0-1-0		1-1-0				NEUTRAL				0-0-0				0-0-0				0-0-0				
RPI	S	Opponent		Score		RPI	S	Opponent		Score		RPI	S	Opponent		Score		RPI	S	Opponent		Score		
5	A	Ole Miss		1	9	31	H	Purdue		8	12	52	H	Cal St. Fullerton		3	9	114	A	Long Beach St.		10	6	
5	A	Ole Miss		4	5	31	H	Purdue		1	0	52	H	Cal St. Fullerton		6	9	114	A	Long Beach St.		0	1	
5	A	Ole Miss		3	6	31	H	Purdue		6	2	52	H	Cal St. Fullerton		9	3	114	A	Long Beach St.		2	13	
12	H	East Carolina		1	6	34	A	LSU		4	10	53	A	Wichita St.		2	8	147	A	New Orleans		7	8	
12	H	East Carolina		3	8	34	H	LSU		10	9	53	A	Wichita St.		3	9	147	H	New Orleans		2	3	
12	H	East Carolina		5	9	40	A	Southern Miss.		10	7	53	A	Wichita St.		19	4	147	H	New Orleans		4	3	
12	N	East Carolina		5	6	40	H	Southern Miss.		3	12	56	A	Louisiana		6	7	166	H	ETSU		1	9	
16	A	UConn		2	9	44	A	UCF		2	3	56	H	Louisiana		2	5	166	H	ETSU		21	7	
16	A	UConn		7	1	44	A	UCF		6	7	69	H	Wright St.		11	5	166	H	ETSU		9	4	
16	A	UConn		2	6	45	H	Houston		2	0	69	H	Wright St.		6	5	188	H	Memphis		13	2	
18	A	South Fla.		3	14	45	H	Houston		17	16	69	H	Wright St.		4	3	188	H	Memphis		2	3	
18	A	South Fla.		3	2	45	H	Houston		3	5	80	A	Southeastern La.		3	9	188	H	Memphis		9	1	
18	A	South Fla.		8	10	45	N	Houston		11	6	80	H	Southeastern La.		12	13	215	H	Texas Southern		8	2	
						45	N	Houston		7	18	92	H	Cincinnati		5	3	225	H	Lamar University		7	1	
												92	H	Cincinnati		8	7	225	H	Lamar University		6	2	
												92	H	Cincinnati		0	1							
						LAST 10 GAMES																		
						45	N	Houston		7	18	56	A	Louisiana		6	7							
						12	N	East Carolina		5	6	188	H	Memphis		2	3							
						45	N	Houston		11	6	188	H	Memphis		13	2							
						44	A	UCF		2	3	188	H	Memphis		9	1							
						44	A	UCF		6	7	12	H	East Carolina		1	6							

Non-Div. I Games:

Tulane

Average RPI Win: 188		WON-LOST RECORD		WINNING PCT. RANK		LAST 10 GAMES		STRENGTH OF SCHEDULE		OPP. STRENGTH OF SCHEDULE		TEAM RPI		ADJ RPI		CONF. RPI		ADJ CONF. RPI	
DIV. I ONLY		32-21-0		.60377 74		1-9-0		125		129		85		.52713 85		7		7	
DIV. I NON-CONF.		24-8-0		.75 27		0-1-0		177		213		45		.555 45		10		10	
TOTALS		RPI 1-25		RPI 26-50		W-L RECORDS		RPI 51-100		RPI 101-150		RPI 150+							
32-21-0		1-7-0		1-0-0		OVERALL		1-2-0		4-4-0		25-8-0							
19-11-0		0-3-0		0-0-0		HOME		1-0-0		3-4-0		15-4-0							
13-10-0		1-4-0		1-0-0		AWAY		0-2-0		1-0-0		10-4-0							
0-0-0		0-0-0		0-0-0		NEUTRAL		0-0-0		0-0-0		0-0-0							
24-8-0		0-2-0		1-0-0		NON-CONFERENCE		1-2-0		2-0-0		20-4-0							
15-3-0		0-0-0		0-0-0		HOME		1-0-0		1-0-0		13-3-0							
9-5-0		0-2-0		1-0-		AWAY		0-2-0		1-0-0		7-1-0							
0-0-0		0-0-0		0-0-0		NEUTRAL		0-0-0		0-0-0		0-0-0							
8-13-0		1-5-0		0-0-0		CONFERENCE		0-0-0		2-4-0		5-4-0							
4-8-0		0-3-0		0-0-0		HOME		0-0-0		2-4-0		2-1-0							
4-5-0		1-2-0		0-0-0		AWAY		0-0-0		0-0-0		3-3-0							
0-0-0		0-0-0		0-0-0		NEUTRAL		0-0-0		0-0-0		0-0-0							
RPI	S	Opponent		Score		RPI	S	Opponent		Score		RPI	S	Opponent		Score			
1	A	Florida		4	8	33	A	Fla. Atlantic		4	2	64	A	Mi ami (FL)		1	8		
4	H	Stetson		4	9							64	A	Mi ami (FL)		1	7		
4	H	Stetson		2	4							64	H	Mi ami (FL)		1	0		
4	H	Stetson		1	3														
18	A	South Fla.		3	10							113	H	North Florida		1	16		
21	A	Jacksonville		5	15							113	H	North Florida		4	9		
21	A	Jacksonville		4	3							113	H	North Florida		2	3		
21	A	Jacksonville		1	5							120	H	Kennesaw St.		1	2		
												120	H	Kennesaw St.		3	0		
												120	H	Kennesaw St.		4	3		
												136	A	FIU		13	6		
												136	H	FIU		4	3		
												155	H	NJIT		3	4		
												155	H	NJIT		9	1		
												155	H	NJIT		3	1		
												165	H	Rutgers		3	6		
												165	H	Rutgers		9	8		
												165	H	Rutgers		9	13		
												166	H	ETSU		11	2		
												166	H	ETSU		6	1		
												166	H	ETSU		8	10		
												174	A	Lipscomb		5	1		
												174	A	Lipscomb		2	14		
												174	A	Lipscomb		4	11		
												194	A	Bethune-Cookman		8	1		
												194	A	Bethune-Cookman		10	4		
												194	A	Bethune-Cookman		1	3		
												219	H	Eastern Mi ch.		8	7		
												219	H	Eastern Mi ch.		12	11		
												219	H	Eastern Mi ch.		12	3		
												219	H	Eastern Mi ch.		6	5		
												226	A	Jackson St.		9	4		
												226	A	Jackson St.		6	3		
												226	A	Jackson St.		9	4		
												230	A	USC Upstate		6	7		
												230	A	USC Upstate		14	1		
												230	A	USC Upstate		3	2		
												232	H	UMBC		5	0		
LAST 10 GAMES					LAST 10 GAMES					LAST 10 GAMES									
174	A	Lipscomb		4	11	4	H	Stetson		2	4	64	A	Mi ami (FL)		1	7		
174	A	Lipscomb		5	1	113	H	North Florida		1	16	113	H	North Florida		4	9		
174	A	Lipscomb		2	14	113	H	North Florida		2	3								
4	H	Stetson		4	9														
4	H	Stetson		1	3														

Non-Div. I Games:

FGCU

RPI	S	Opponent	Score	
232	H	UMBC	6	3
232	H	UMBC	14	3
256	A	Florida A&M	15	7
256	A	Florida A&M	13	12
268	H	Evansville	4	2
268	H	Evansville	10	0
268	H	Evansville	7	3

FGCU

F
G
C
U

F
G
C
U

Bradley

Bradley

Average RPI Win:		203	WON-LOST RECORD		WINNING PCT. RANK		LAST 10 GAMES		STRENGTH OF SCHEDULE		OPP. STRENGTH OF SCHEDULE		TEAM RPI		ADJ RPI		CONF. RPI		ADJ CONF. RPI					
DIV. I ONLY			39-20-0		.66102		35		7-3-0		227		168		87		.52454		87		21		21	
DIV. I NON-CONF.			18-12-0		.6		86		1-1-0		246		107		127		.50708		127		24		24	
TOTALS		RPI 1-25		RPI 26-50		W-L RECORDS		RPI 51-100		RPI 101-150		RPI 150+												
39-20-0		0-2-0		0-4-0		OVERALL		2-4-0		5-5-0		32-5-0												
22-5-0		0-0-0		0-0-0		HOME		0-0-0		1-2-0		21-3-0												
13-13-0		0-1-0		0-4-0		AWAY		2-4-0		2-2-0		9-2-0												
4-2-0		0-1-0		0-0-0		NEUTRAL		0-0-0		2-1-0		2-0-0												
18-12-0		0-2-0		0-4-0		NON-CONFERENCE		2-4-0		1-0-0		15-2-0												
13-2-0		0-0-0		0-0-0		HOME		0-0-0		0-0-0		13-2-0												
5-9-0		0-1-0		0-0-		AWAY		2-4-0		1-0-0		2-0-0												
0-1-0		0-1-0		0-0-0		NEUTRAL		0-0-0		0-0-0		0-0-0												
21-8-0		0-0-0		0-0-0		CONFERENCE		0-0-0		4-5-0		17-3-0												
9-3-0		0-0-0		0-0-0		HOME		0-0-0		1-2-0		8-1-0												
8-4-0		0-0-0		0-0-0		AWAY		0-0-0		1-2-0		7-2-0												
4-1-0		0-0-0		0-0-0		NEUTRAL		0-0-0		2-1-0		2-0-0												
RPI	S	Opponent		Score		RPI	S	Opponent		Score		RPI	S	Opponent		Score								
10	A	Texas Tech		0	12	28	A	Mississippi St.		1	9	62	A	Gonzaga		2	1							
10	N	Texas Tech		1	2	28	A	Mississippi St.		0	6	62	A	Gonzaga		1	2							
						46	A	Arizona		0	14	62	A	Gonzaga		2	10							
						46	A	Arizona		4	5	82	A	Alabama		1	3							
												82	A	Alabama		3	0							
												82	A	Alabama		2	5							
												115	H	Sacramento St.		8	2							
												115	H	Sacramento St.		3	7							
												115	H	Sacramento St.		2	6							
												115	N	Sacramento St.		3	4							
												115	N	Sacramento St.		4	3							
												115	N	Sacramento St.		2	0							
												124	A	Grand Canyon		4	8							
												124	A	Grand Canyon		13	1							
												124	A	Grand Canyon		3	13							
												127	A	Arizona St.		8	7							
												161	H	Harvard		23	4							
												161	H	Harvard		11	9							
												161	H	Harvard		4	5							
												161	H	Harvard		11	5							
												163	A	New Mexico		9	1							
												163	A	New Mexico		4	3							
												163	H	New Mexico		13	2							
												182	H	Seattle U		12	6							
												182	H	Seattle U		4	5							
												182	H	Seattle U		12	2							
												182	N	Seattle U		11	1							
												216	A	Northern Colo.		7	13							
												216	A	Northern Colo.		12	9							
												216	A	Northern Colo.		6	3							
												221	H	Maine		6	5							
												221	H	Maine		14	7							
												221	H	Maine		10	6							
												221	H	Maine		8	5							
												229	A	CSU Bakersfield		9	3							
												229	A	CSU Bakersfield		9	3							
												229	A	CSU Bakersfield		5	2							
												229	N	CSU Bakersfield		4	0							
												236	A	UTRGV		4	5							
												236	A	UTRGV		4	2							
												236	A	UTRGV		14	3							
												236	A	UTRGV		2	10							
												62	A	Gonzaga		2	1							
												62	A	Gonzaga		2	1							
												115	N	Sacramento St.		4	3							
												182	N	Seattle U		11	1							
												115	N	Sacramento St.		3	4							
												115	N	Sacramento St.		2	0							
												229	N	CSU Bakersfield		4	0							
												229	N	CSU Bakersfield		4	5							
												236	A	UTRGV		4	2							
												236	A	UTRGV		4	2							

Non-Div. I Games:	Sul Ross St.	14	8
-------------------	--------------	----	---

New Mexi co St.

RPI	S	Opponent	Score	
236	A	UTRGV	14	3
247	H	Utah Valley	6	2
247	H	Utah Valley	4	3
247	H	Utah Valley	17	7
261	H	Chicago St.	12	7
261	H	Chicago St.	15	2
261	H	Chicago St.	12	4
273	H	Towson	24	4
273	H	Towson	13	3
273	H	Towson	6	11
292	H	Mississippi Val.	20	0
292	H	Mississippi Val.	39	0
292	H	Mississippi Val.	15	4

New Mexico St.

New Mexico St.

New Mexico St.

Average RPI Win: 219		WON-LOST RECORD		WINNING PCT. RANK		LAST 10 GAMES		STRENGTH OF SCHEDULE		OPP. STRENGTH OF SCHEDULE		TEAM RPI		ADJ RPI		CONF. RPI		ADJ CONF. RPI	
DIV. I ONLY		32-23-1		.58036 92		5-5-0		159		245		88		.52397 88		26		26	
DIV. I NON-CONF.		10-14-1		.42 196		0-1-0		98		74		89		.52235 89		28		28	
TOTALS		RPI 1-25		RPI 26-50		W-L RECORDS		RPI 51-100		RPI 101-150		RPI 150+							
32-23-1		0-3-1		0-4-0		OVERALL		3-5-0		2-3-0		27-8-0							
12-3-0		0-0-0		0-0-0		HOME		2-1-0		0-0-0		10-2-0							
16-17-1		0-3-1		0-4-0		AWAY		1-2-0		2-3-0		13-5-0							
4-3-0		0-0-0		0-0-0		NEUTRAL		0-2-0		0-0-0		4-1-0							
10-14-1		0-3-1		0-4-0		NON-CONFERENCE		0-1-0		2-3-0		8-3-0							
1-0-0		0-0-0		0-0-0		HOME		0-0-0		0-0-0		1-0-0							
6-13-1		0-3-1		0-0-		AWAY		0-0-0		2-3-0		4-3-0							
3-1-0		0-0-0		0-0-0		NEUTRAL		0-1-0		0-0-0		3-0-0							
22-9-0		0-0-0		0-0-0		CONFERENCE		3-4-0		0-0-0		19-5-0							
11-3-0		0-0-0		0-0-0		HOME		2-1-0		0-0-0		9-2-0							
10-4-0		0-0-0		0-0-0		AWAY		1-2-0		0-0-0		9-2-0							
1-2-0		0-0-0		0-0-0		NEUTRAL		0-1-0		0-0-0		1-1-0							
RPI	S	Opponent		Score		RPI	S	Opponent		Score		RPI	S	Opponent		Score			
14	A	Auburn		7	15	35	A	Northeastern		3	10	75	A	Wagner		2	3		
14	A	Auburn		1	3	46	A	Ari zona		1	10	75	A	Wagner		3	1		
14	A	Auburn		4	13	46	A	Ari zona		0	4	75	A	Wagner		6	8		
16	A	UConn		9	9	46	A	Ari zona		1	5	75	H	Wagner		2	1		
												75	H	Wagner		3	2		
												75	H	Wagner		2	4		
												75	N	Wagner		1	6		
												81	N	Army West Point		7	11		

Non-Div. I Games:

Bryant

RPI	S	Opponent	Score	
266	H	Central Conn. St.	3	0
270	A	Brown	6	4
293	A	Fai rlei gh Di cki nson	19	6
293	A	Fai rlei gh Di cki nson	11	7
293	A	Fai rlei gh Di cki nson	16	0
293	A	Fai rlei gh Di cki nson	3	2

Bryant

B
r
y
a
n
t

B
r
y
a
n
t

Average RPI Win:		130	WON-LOST RECORD		WINNING PCT. RANK		LAST 10 GAMES		STRENGTH OF SCHEDULE		OPP. STRENGTH OF SCHEDULE		TEAM RPI		ADJ RPI		CONF. RPI		ADJ CONF. RPI	
DIV. I ONLY			26-31-2		.45763 182		5-5-0		20		79		89		.52395 89		11		11	
DIV. I NON-CONF.			12-14-0		.46154 168		0-1-0		10		23		72		.53467 71		13		13	
TOTALS		RPI 1-25		RPI 26-50		W-L RECORDS		RPI 51-100		RPI 101-150		RPI 150+								
26-31-2		0-5-0		4-8-1		OVERALL		8-11-0		4-3-0		10-4-1								
15-13-1		0-1-0		1-2-1		HOME		3-6-0		3-1-0		8-3-0								
8-14-1		0-4-0		2-3-0		AWAY		3-4-0		1-2-0		2-1-1								
3-4-0		0-0-0		1-3-0		NEUTRAL		2-1-0		0-0-0		0-0-0								
12-14-0		0-5-0		2-2-0		NON-CONFERENCE		4-5-0		3-2-0		3-0-0								
8-6-0		0-1-0		1-0-0		HOME		2-4-0		3-1-0		2-0-0								
3-6-0		0-4-0		1-0-		AWAY		1-0-0		0-1-0		1-0-0								
1-2-0		0-0-0		0-1-0		NEUTRAL		1-1-0		0-0-0		0-0-0								
14-17-2		0-0-0		2-6-1		CONFERENCE		4-6-0		1-1-0		7-4-1								
7-7-1		0-0-0		0-2-1		HOME		1-2-0		0-0-0		6-3-0								
5-8-1		0-0-0		1-2-0		AWAY		2-4-0		1-1-0		1-1-1								
2-2-0		0-0-0		1-2-0		NEUTRAL		1-0-0		0-0-0		0-0-0								
RPI	S	Opponent		Score		RPI	S	Opponent		Score		RPI	S	Opponent		Score				
2	A	Stanford		2	7	33	H	Fla. Atlantic		10	14	54	A	Sam Houston St.		5	3			
2	A	Stanford		2	6	33	H	Fla. Atlantic		6	6	54	H	Sam Houston St.		9	14			
2	A	Stanford		4	7	33	H	Fla. Atlantic		3	5	57	H	TCU		7	3			
2	A	Stanford		0	2	33	N	Fla. Atlantic		5	4	60	A	Louisiana Tech		3	7			
15	H	Texas A&M		4	13	33	N	Fla. Atlantic		4	7	60	A	Louisiana Tech		4	6			
						33	N	Fla. Atlantic		8	9	60	A	Louisiana Tech		2	8			
						40	A	Southern Miss.		1	12	60	N	Louisiana Tech		6	2			
						40	A	Southern Miss.		7	6	62	H	Gonzaga		5	7			
						40	A	Southern Miss.		7	8	62	H	Gonzaga		5	7			
						44	A	UCF		5	4	62	H	Gonzaga		2	10			
						45	A	Houston		0	1	62	H	Gonzaga		6	1			
						45	H	Houston		4	3	79	H	Charlotte		6	8			
						45	N	Houston		2	7	79	H	Charlotte		3	2			
												79	H	Charlotte		4	6			
												82	N	Virginia		0	3			
												95	N	Samford		8	7			
												100	A	UTSA		4	3			
												100	A	UTSA		8	3			
												100	A	UTSA		0	7			
						LAST 10 GAMES														
						33	N	Fla. Atlantic		8	9	136	A	FIU		6	2			
						33	N	Fla. Atlantic		4	7	45	N	Houston		2	7			
						33	N	Fla. Atlantic		5	4	201	H	UAB		6	3			
						60	N	Louisiana Tech		6	2	201	H	UAB		3	5			
						136	A	FIU		6	8	201	H	UAB		8	5			

Non-Div. I Games:

Rice

Average RPI Win:		132	WON-LOST RECORD		WINNING PCT. RANK		LAST 10 GAMES		STRENGTH OF SCHEDULE		OPP. STRENGTH OF SCHEDULE		TEAM RPI		ADJ RPI		CONF. RPI		ADJ CONF. RPI				
DIV. I ONLY			27-30-0		.47368 163		5-5-0		26		70		90		.52275 90		2		2				
DIV. I NON-CONF.			18-13-0		.58065 103		1-0-0		67		228		83		.527 83		2		2				
TOTALS		RPI 1-25		RPI 26-50				W-L RECORDS		RPI 51-100				RPI 101-150				RPI 150+					
27-30-0		3-8-0		7-7-0				OVERALL		4-10-0				2-3-0				11-2-0					
20-11-0		1-3-0		5-1-0				HOME		4-5-0				0-0-0				10-2-0					
6-17-0		1-5-0		2-4-0				AWAY		0-5-0				2-3-0				1-0-0					
1-2-0		1-0-0		0-2-0				NEUTRAL		0-0-0				0-0-0				0-0-0					
18-13-0		1-3-0		3-0-0				NON-CONFERENCE		2-7-0				1-1-0				11-2-0					
15-5-0		0-1-0		3-0-0				HOME		2-2-0				0-0-0				10-2-0					
3-8-0		1-2-0		0-0-				AWAY		0-5-0				1-1-0				1-0-0					
0-0-0		0-0-0		0-0-0				NEUTRAL		0-0-0				0-0-0				0-0-0					
9-17-0		2-5-0		4-7-0				CONFERENCE		2-3-0				1-2-0				0-0-0					
5-6-0		1-2-0		2-1-0				HOME		2-3-0				0-0-0				0-0-0					
3-9-0		0-3-0		2-4-0				AWAY		0-0-0				1-2-0				0-0-0					
1-2-0		1-0-0		0-2-0				NEUTRAL		0-0-0				0-0-0				0-0-0					
RPI	S	Opponent		Score		RPI	S	Opponent		Score		RPI	S	Opponent		Score		RPI	S	Opponent		Score	
6	A	Florida St.		5	10	27	H	St. John's (NY)		6	1	51	H	West Virginia		13	3	124	A	Grand Canyon		6	5
6	A	Florida St.		7	12	27	H	St. John's (NY)		7	4	51	H	West Virginia		3	21	124	A	Grand Canyon		2	12
10	H	Texas Tech		6	15	27	H	St. John's (NY)		6	5	51	H	West Virginia		5	2	135	A	Kansas St.		6	7
10	H	Texas Tech		0	10	32	A	Baylor		6	5	53	A	Wichita St.		0	11	135	A	Kansas St.		0	1
10	H	Texas Tech		17	3	32	A	Baylor		6	17	53	H	Wichita St.		5	14	135	A	Kansas St.		9	8
22	A	Texas		0	4	32	A	Baylor		8	5	57	H	TCU		2	4	215	H	Texas Southern		3	2
22	A	Texas		4	14	32	N	Baylor		5	10	57	H	TCU		3	13	215	H	Texas Southern		7	1
22	A	Texas		4	5	41	A	Oklahoma St.		3	4	59	A	Creighton		11	14	215	H	Texas Southern		7	5
22	N	Texas		3	2	41	A	Oklahoma St.		1	12	92	A	Cincinnati		3	4	231	H	Northwestern		4	2
25	A	Missouri St.		9	4	41	A	Oklahoma St.		3	4	92	A	Cincinnati		3	9	231	H	Northwestern		10	3
25	H	Missouri St.		2	12	42	H	Oklahoma		6	5	92	A	Cincinnati		6	7	231	H	Northwestern		12	18
						42	H	Oklahoma		6	14	96	H	Morehead St.		8	6	243	H	Murray St.		5	10
						42	H	Oklahoma		6	5	96	H	Morehead St.		3	5	243	H	Murray St.		4	1
						42	N	Oklahoma		2	4	96	H	Morehead St.		12	0	243	H	Murray St.		5	3
																		280	H	Western Ill.		19	6
																		284	A	Omaha		9	5
																		284	H	Omaha		6	2
																		284	H	Omaha		8	6
LAST 10 GAMES																							
						42	N	Oklahoma		2	4	42	H	Oklahoma		6	5						
						32	N	Baylor		5	10	42	H	Oklahoma		6	5						
						22	N	Texas		3	2	135	A	Kansas St.		6	7						
						280	H	Western Ill.		19	6	135	A	Kansas St.		0	1						
						42	H	Oklahoma		6	14	135	A	Kansas St.		9	8						

Non-Div. I Games:

Kansas

Average RPI Win:		185	WON-LOST RECORD		WINNING PCT. RANK		LAST 10 GAMES		STRENGTH OF SCHEDULE		OPP. STRENGTH OF SCHEDULE		TEAM RPI		ADJ RPI		CONF. RPI		ADJ CONF. RPI																
DIV. I ONLY			36-23-0		.61017		64		5-5-0		144		178		91		.52225		91		16		16												
DIV. I NON-CONF.			20-12-0		.625		71		0-1-0		189		209		107		.51433		107		16		16												
TOTALS		RPI 1-25		RPI 26-50		W-L RECORDS		RPI 51-100		RPI 101-150		RPI 150+																							
36-23-0		0-3-0		0-1-0		OVERALL		5-8-0		4-3-0		27-8-0																							
24-8-0		0-0-0		0-1-0		HOME		2-2-0		3-1-0		19-4-0																							
10-13-0		0-3-0		0-0-0		AWAY		3-4-0		1-2-0		6-4-0																							
2-2-0		0-0-0		0-0-0		NEUTRAL		0-2-0		0-0-0		2-0-0																							
20-12-0		0-3-0		0-1-0		NON-CONFERENCE		3-2-0		3-1-0		14-5-0																							
15-5-0		0-0-0		0-1-0		HOME		1-0-0		3-1-0		11-3-0																							
4-7-0		0-3-0		0-0-		AWAY		2-2-0		0-0-0		2-2-0																							
1-0-0		0-0-0		0-0-0		NEUTRAL		0-0-0		0-0-0		1-0-0																							
16-11-0		0-0-0		0-0-0		CONFERENCE		2-6-0		1-2-0		13-3-0																							
9-3-0		0-0-0		0-0-0		HOME		1-2-0		0-0-0		8-1-0																							
6-6-0		0-0-0		0-0-0		AWAY		1-2-0		1-2-0		4-2-0																							
1-2-0		0-0-0		0-0-0		NEUTRAL		0-2-0		0-0-0		1-0-0																							
RPI	S	Opponent		Score		RPI	S	Opponent		Score		RPI	S	Opponent		Score																			
9	A	Georgia		0	5	30	H	Kentucky		1	6	65	A	UNCW		3	4	116	H	Fordham		1	2												
11	A	Clemson		3	6							65	A	UNCW		13	1	139	H	Marist		7	5												
12	A	East Carolina		8	13							65	A	UNCW		5	4	139	H	Marist		9	4												
												68	H	UNCG		5	11	139	H	Marist		18	4												
												68	H	UNCG		2	9	141	A	Mercer		14	10												
												68	H	UNCG		2	1	141	A	Mercer		5	7												
												68	N	UNCG		7	15	141	A	Mercer		2	3												
												70	H	Seton Hall		12	5	151	A	Furman		5	2												
												79	A	Charlotte		9	10	151	A	Furman		13	5												
												95	A	Samford		2	4	151	A	Furman		3	4												
												95	A	Samford		6	4	158	H	Xavier		16	2												
												95	A	Samford		4	5	166	H	ETSU		9	8												
												95	N	Samford		2	5	166	H	ETSU		2	4												
																		166	H	ETSU		8	4												
																		166	N	ETSU		8	7												
																		167	N	Boston College		12	10												
																		168	A	Gardner-Webb		7	4												
																		168	H	Gardner-Webb		8	13												
																		171	A	VMI		4	12												
																		171	A	VMI		12	10												
																		171	A	VMI		8	4												
																		185	H	Dayton		4	2												
																		200	H	Winthrop		5	3												
																		230	A	USC Upstate		10	12												
																		230	H	USC Upstate		10	2												
																		237	H	Siena		10	4												
																		237	H	Siena		13	8												
																		237	H	Siena		12	6												
																		241	H	Western Caro.		3	2												
																		241	H	Western Caro.		6	5												
																		241	H	Western Caro.		5	3												
																		244	H	The Citadel		8	5												
																		244	H	The Citadel		6	5												
																		244	H	The Citadel		5	1												
LAST 10 GAMES																																			
68 N UNCG						7						15						166 H ETSU						2						4					
95 N Samford						2						5						166 H ETSU						8						4					
166 N ETSU						8						7						171 A VMI						12						10					
79 A Charlotte						9						10						171 A VMI						8						4					
166 H ETSU						9						8						171 A VMI						4						12					

Non-Div. I Games:

Wofford

RPI	S	Opponent	Score	
258	H	Penn	5	4
258	H	Penn	7	6
258	H	Penn	8	6
262	A	UNC Asheville	3	5
262	H	UNC Asheville	4	10
276	A	Presbyterian	3	2
276	H	Presbyterian	2	9
276	H	Presbyterian	9	8

Wofford

W
o
f
f
o
r
d

W
o
f
f
o
r
d

Average RPI Win:		139	WON-LOST		WINNING		LAST 10		STRENGTH OF		OPP. STRENGTH		TEAM	ADJ		CONF.	ADJ CONF.	
Average RPI Loss:		99	RECORD		PCT. RANK		GAMES		SCHEDULE		OF SCHEDULE		RPI	RPI		RPI	RPI	
DIV. I ONLY			28-28-0		.5	140	2-8-0		85		108		93	.52078		93	8	8
DIV. I NON-CONF.			12-12-0		.5	136	0-1-0		45		236		77	.52997		77	6	6
TOTALS		RPI 1-25		RPI 26-50			W-L RECORDS			RPI 51-100			RPI 101-150			RPI 150+		
28-28-0		1-6-0		5-4-0			OVERALL			3-5-0			6-6-0			13-7-0		
14-9-0		0-0-0		2-1-0			HOME			1-2-0			2-2-0			9-4-0		
13-16-0		1-6-0		3-3-0			AWAY			2-2-0			3-2-0			4-3-0		
1-3-0		0-0-0		0-0-0			NEUTRAL			0-1-0			1-2-0			0-0-0		
12-12-0		1-3-0		1-2-0			NON-CONFERENCE			2-0-0			3-4-0			5-3-0		
6-3-0		0-0-0		0-0-0			HOME			1-0-0			2-2-0			3-1-0		
6-8-0		1-3-0		1-0-			AWAY			1-0-0			1-1-0			2-2-0		
0-1-0		0-0-0		0-0-0			NEUTRAL			0-0-0			0-1-0			0-0-0		
16-16-0		0-3-0		4-2-0			CONFERENCE			1-5-0			3-2-0			8-4-0		
8-6-0		0-0-0		2-1-0			HOME			0-2-0			0-0-0			6-3-0		
7-8-0		0-3-0		2-1-0			AWAY			1-2-0			2-1-0			2-1-0		
1-2-0		0-0-0		0-0-0			NEUTRAL			0-1-0			1-1-0			0-0-0		
RPI	S	Opponent		Score		RPI	S	Opponent		Score		RPI	S	Opponent		Score		
5	A	Ole Miss		2	10	39	A	Troy		3	1	56	A	Louisiana		9	7	
17	A	Coastal Caro.		0	1	39	A	Troy		0	2	56	A	Louisiana		0	1	
17	A	Coastal Caro.		0	4	39	A	Troy		3	1	56	A	Louisiana		0	4	
17	A	Coastal Caro.		4	6	41	A	Oklahoma St.		12	6	56	N	Louisiana		16	19	
23	A	Tennessee Tech		7	4	41	A	Oklahoma St.		2	9	60	A	Louisiana Tech		2	1	
23	A	Tennessee Tech		7	17	42	A	Oklahoma		0	13	60	H	Louisiana Tech		2	1	
23	A	Tennessee Tech		3	7	49	H	South Alabama		7	10	78	H	Ga. Southern		2	3	
						49	H	South Alabama		7	4	78	H	Ga. Southern		0	1	
						49	H	South Alabama		13	9							
						LAST 10 GAMES												
						118	N	Texas St.		3	6	177	H	Arkansas St.		6	7	
						56	N	Louisiana		16	19	143	N	Central Ark.		4	6	
						132	N	Georgia St.		2	1	17	A	Coastal Caro.		0	1	
						177	H	Arkansas St.		6	2	17	A	Coastal Caro.		4	6	
						177	H	Arkansas St.		1	4	17	A	Coastal Caro.		0	4	
						177	H	Arkansas St.		6	7							
						179	A	Appalachian St.		10	4							
						179	A	Appalachian St.		6	7							
						179	A	Appalachian St.		12	6							
						183	H	UT Arlington		5	4							
						183	H	UT Arlington		5	1							
						183	H	UT Arlington		13	15							
						188	A	Memphis		4	1							
						188	A	Memphis		5	4							
						188	A	Memphis		6	10							
						197	H	La. -Monroe		7	4							
						197	H	La. -Monroe		3	2							
						197	H	La. -Monroe		6	5							
						279	A	Ark. -Pine Bluff		4	7							
						279	H	Ark. -Pine Bluff		12	6							
						291	H	Fort Wayne		7	1							
						291	H	Fort Wayne		2	3							
						291	H	Fort Wayne		2	0							

Non-Div. I Games:

Little Rock

Average RPI Win: 187		WON-LOST RECORD		WINNING PCT. RANK		LAST 10 GAMES		STRENGTH OF SCHEDULE		OPP. STRENGTH OF SCHEDULE		TEAM RPI		ADJ RPI		CONF. RPI		ADJ CONF. RPI	
DIV. I ONLY		38-18-0		.67857 28		9-1-0		230		166		94		.52044 94		18		18	
DIV. I NON-CONF.		16-14-0		.53333 128		1-0-0		236		113		190		.48062 190		19		19	
TOTALS		RPI 1-25		RPI 26-50		W-L RECORDS		RPI 51-100		RPI 101-150		RPI 150+							
38-18-0		0-3-0		3-1-0		OVERALL		4-3-0		6-2-0		25-9-0							
20-7-0		0-3-0		3-0-0		HOME		2-2-0		4-2-0		11-0-0							
13-5-0		0-0-0		0-0-0		AWAY		1-0-0		0-0-0		12-5-0							
5-6-0		0-0-0		0-1-0		NEUTRAL		1-1-0		2-0-0		2-4-0							
16-14-0		0-3-0		3-1-0		NON-CONFERENCE		2-1-0		2-0-0		9-9-0							
12-3-0		0-3-0		3-0-0		HOME		1-0-0		0-0-0		8-0-0							
2-5-0		0-0-0		0-0-		AWAY		1-0-0		0-0-0		1-5-0							
2-6-0		0-0-0		0-1-0		NEUTRAL		0-1-0		2-0-0		0-4-0							
22-4-0		0-0-0		0-0-0		CONFERENCE		2-2-0		4-2-0		16-0-0							
8-4-0		0-0-0		0-0-0		HOME		1-2-0		4-2-0		3-0-0							
11-0-0		0-0-0		0-0-0		AWAY		0-0-0		0-0-0		11-0-0							
3-0-0		0-0-0		0-0-0		NEUTRAL		1-0-0		0-0-0		2-0-0							
RPI	S	Opponent		Score		RPI	S	Opponent		Score		RPI	S	Opponent		Score			
21	H	Jacksonville		2	3	31	H	Purdue		11	9	77	A	Iowa		7	6		
21	H	Jacksonville		1	3	31	H	Purdue		7	3	86	H	Bradley		3	2		
21	H	Jacksonville		4	7	31	H	Purdue		15	1	97	N	Notre Dame		3	7		
						31	N	Purdue		2	5	99	H	Davidson		3	4		
												99	H	Davidson		5	9		
												99	H	Davidson		11	3		
												99	N	Davidson		11	5		
														George Washington		7	1		
														George Washington		4	5		
														George Washington		12	1		
														Pittsburgh		6	5		
														VCU		9	0		
														VCU		2	4		
														VCU		7	1		
														Southern Ill.		10	5		
														George Mason		5	0		
														George Mason		5	4		
														Dayton		17	4		
														Dayton		8	4		
														Dayton		9	8		
														Incarnate Word		2	3		
														Incarnate Word		2	5		
														Southeast Mo. St.		2	4		
														Southeast Mo. St.		8	10		
														Southeast Mo. St.		5	2		
														Tol edo		1	4		
														Tol edo		8	16		
														SIUE		6	7		
														SIUE		5	4		
														SIUE		5	2		
														Saint Joseph's		10	0		
														Saint Joseph's		7	3		
														Saint Joseph's		4	1		
														Eastern Ill.		11	14		
														Old Domini on		3	8		
														Oakl and		8	0		
														Oakl and		6	4		
														Oakl and		9	3		
														Massachusetts		6	1		
														Massachusetts		11	7		
														Massachusetts		6	2		

Non-Div. I Games:

Saint Louis

RPI	S	Opponent	Score	
261	H	Chi cago St.	8	4
261	H	Chi cago St.	7	2
261	H	Chi cago St.	4	0
277	A	St. Bonaventure	8	4
277	A	St. Bonaventure	9	1
283	A	La Salle	5	0
283	A	La Salle	11	1
283	A	La Salle	15	1

Saint Louis

S
a
i
n
t
L
o
u
i
s

S
a
i
n
t
L
o
u
i
s

RPI	S	Opponent	Score	
235	H	Al abama St.	15	6
241	A	Western Caro.	5	1
241	A	Western Caro.	9	10
241	A	Western Caro.	11	4
244	A	The Ci tadel	9	4
244	A	The Ci tadel	15	2
244	A	The Ci tadel	7	0
286	H	Al abama A&M	9	2
286	H	Al abama A&M	6	2
286	H	Al abama A&M	3	2

Samford

S
a
m
f
o
r
d

S
a
m
f
o
r
d

Average RPI Win: 193		WON-LOST RECORD		WINNING PCT. RANK		LAST 10 GAMES		STRENGTH OF SCHEDULE		OPP. STRENGTH OF SCHEDULE		TEAM RPI		ADJ RPI		CONF. RPI		ADJ CONF. RPI					
DIV. I ONLY		36-24-0		.675		6-4-0		167		209		96		.52013		96		20					
DIV. I NON-CONF.		13-11-0		.54167		0-0-0		216		225		139		.50339		139		17					
TOTALS		RPI 1-25		RPI 26-50		W-L RECORDS		RPI 51-100		RPI 101-150		RPI 150+											
36-24-0		3-4-0		0-1-0		OVERALL		2-2-0		6-6-0		25-11-0											
14-8-0		1-2-0		0-0-0		HOME		0-0-0		4-5-0		9-1-0											
15-13-0		0-1-0		0-1-0		AWAY		2-2-0		0-1-0		13-8-0											
7-3-0		2-1-0		0-0-0		NEUTRAL		0-0-0		2-0-0		3-2-0											
13-11-0		0-1-0		0-1-0		NON-CONFERENCE		2-2-0		3-3-0		8-4-0											
4-3-0		0-0-0		0-0-0		HOME		0-0-0		1-2-0		3-1-0											
7-6-0		0-1-0		0-0-		AWAY		2-2-0		0-1-0		5-1-0											
2-2-0		0-0-0		0-0-0		NEUTRAL		0-0-0		2-0-0		0-2-0											
23-13-0		3-3-0		0-0-0		CONFERENCE		0-0-0		3-3-0		17-7-0											
10-5-0		1-2-0		0-0-0		HOME		0-0-0		3-3-0		6-0-0											
8-7-0		0-0-0		0-0-0		AWAY		0-0-0		0-0-0		8-7-0											
5-1-0		2-1-0		0-0-0		NEUTRAL		0-0-0		0-0-0		3-0-0											
RPI	S	Opponent		Score		RPI	S	Opponent		Score		RPI	S	Opponent		Score							
23	H	Tennessee Tech		17	18	30	A	Kentucky		1	7	76	A	Tennessee		4	2	119	A	Butler		2	4
23	H	Tennessee Tech		8	7							90	A	Kansas		0	12	122	H	Jacksonville St.		4	8
23	H	Tennessee Tech		7	10							90	A	Kansas		6	8	122	H	Jacksonville St.		13	8
23	N	Tennessee Tech		4	3							90	A	Kansas		5	3	122	H	Jacksonville St.		24	12
23	N	Tennessee Tech		11	6									Illinois St.		10	13	123	H	Illinois St.		10	13
23	N	Tennessee Tech		5	10									Illinois St.		6	5	123	H	Illinois St.		6	5
24	A	Louisville		10	16									Illinois St.		7	18	123	H	Illinois St.		7	18
														Austin Peay		4	10	137	H	Austin Peay		9	15
														Austin Peay		7	6	137	H	Austin Peay		7	6
														Ball St.		3	0	148	N	Ball St.		3	0
														Ball St.		3	2	148	N	Ball St.		3	2
														Eastern Ky.		3	4	173	A	Eastern Ky.		3	4
														Eastern Ky.		4	10	173	A	Eastern Ky.		4	10
														Eastern Ky.		10	2	173	A	Eastern Ky.		10	2
														Eastern Ky.		12	7	173	N	Eastern Ky.		12	7
														Eastern Ky.		5	2	173	N	Eastern Ky.		5	2
														UMass Lowell		1	2	180	N	UMass Lowell		1	2
														UMass Lowell		6	12	180	N	UMass Lowell		6	12
														Southeast Mo. St.		8	4	199	A	Southeast Mo. St.		8	4
														Southeast Mo. St.		3	10	199	A	Southeast Mo. St.		3	10
														Southeast Mo. St.		4	5	199	A	Southeast Mo. St.		4	5
														Southeast Mo. St.		18	9	199	N	Southeast Mo. St.		18	9
														Marshall		14	11	205	H	Marshall		14	11
														SIUE		10	6	220	A	SIUE		10	6
														SIUE		11	6	220	A	SIUE		11	6
														SIUE		25	3	220	A	SIUE		25	3
														Jackson St.		11	2	226	H	Jackson St.		11	2
														Jackson St.		0	4	226	H	Jackson St.		0	4
														Eastern Ill.		24	11	228	A	Eastern Ill.		24	11
														Eastern Ill.		7	5	228	A	Eastern Ill.		7	5
														Eastern Ill.		8	9	228	A	Eastern Ill.		8	9
														Alabama St.		7	5	235	A	Alabama St.		7	5
														Alabama St.		9	4	235	A	Alabama St.		9	4
LAST 10 GAMES						LAST 10 GAMES						LAST 10 GAMES						LAST 10 GAMES					
23 N Tennessee Tech						4 3						173 N Eastern Ky.						12 7					
23 N Tennessee Tech						11 6						23 H Tennessee Tech						17 18					
173 N Eastern Ky.						5 2						23 H Tennessee Tech						8 7					
23 N Tennessee Tech						5 10						23 H Tennessee Tech						7 10					
199 N Southeast Mo. St.						18 9						243 A Murray St.						10 14					

Non-Div. I Games: West Va. Tech 18 1

Morehead St.

Morehead St.

Average RPI Win:	115	WON-LOST RECORD	WINNING PCT. RANK	LAST 10 GAMES	STRENGTH OF SCHEDULE	OPP. STRENGTH OF SCHEDULE	TEAM RPI	ADJ RPI	CONF. RPI	ADJ CONF. RPI				
DIV. I ONLY		24-30-0	.44444	191	4-6-0	35	38	97	.5198	97	3	3		
DIV. I NON-CONF.		12-10-0	.54545	118	2-0-0	126	160	109	.51373	109	4	4		
<hr/>														
TOTALS	RPI 1-25	RPI 26-50		W-L RECORDS		RPI 51-100		RPI 101-150		RPI 150+				
24-30-0	3-13-0	3-3-0		OVERALL		6-5-0		4-2-0		8-7-0				
13-9-0	1-2-0	0-0-0		HOME		3-2-0		4-2-0		5-3-0				
7-13-0	2-10-0	2-1-0		AWAY		1-2-0		0-0-0		2-0-0				
4-8-0	0-1-0	1-2-0		NEUTRAL		2-1-0		0-0-0		1-4-0				
12-10-0	0-0-0	3-3-0		NON-CONFERENCE		3-1-0		0-0-0		6-6-0				
4-3-0	0-0-0	0-0-0		HOME		1-1-0		0-0-0		3-2-0				
4-1-0	0-0-0	2-0-		AWAY		0-0-0		0-0-0		2-0-0				
4-6-0	0-0-0	1-2-0		NEUTRAL		2-0-0		0-0-0		1-4-0				
12-20-0	3-13-0	0-0-0		CONFERENCE		3-4-0		4-2-0		2-1-0				
9-6-0	1-2-0	0-0-0		HOME		2-1-0		4-2-0		2-1-0				
3-12-0	2-10-0	0-0-0		AWAY		1-2-0		0-0-0		0-0-0				
0-2-0	0-1-0	0-0-0		NEUTRAL		0-1-0		0-0-0		0-0-0				
RPI	S	Opponent	Score		RPI	S	Opponent	Score		RPI	S	Opponent	Score	
6	A	Florida St.	8	7	29	N	Indiana	0	3	61	H	Kent St.	1	4
6	A	Florida St.	4	6	31	N	Purdue	7	8	61	H	Kent St.	2	1
6	A	Florida St.	5	7	31	N	Purdue	4	2	64	A	Mi ami (FL)	0	3
11	H	Clemson	2	5	34	A	LSU	10	5	64	A	Mi ami (FL)	9	5
11	H	Clemson	3	6	34	A	LSU	6	7	64	A	Mi ami (FL)	0	9
11	H	Clemson	5	2	34	A	LSU	11	3	64	N	Mi ami (FL)	2	6
11	N	Clemson	4	21						70	N	Seton Hall	9	8
19	A	NC State	2	12						71	H	Wake Forest	3	9
19	A	NC State	5	13						71	H	Wake Forest	7	6
19	A	NC State	12	8						71	H	Wake Forest	5	2
20	A	Duke	4	5						94	N	Saint Louis	7	3
20	A	Duke	3	6										
20	A	Duke	4	16										
24	A	Loui sville	4	5										
24	A	Loui sville	7	10										
24	A	Loui sville	0	5										
					LAST 10 GAMES									
					11	N	Cl emson	4	21	231	A	Northwestern	19	10
					64	N	Mi ami (FL)	2	6	109	H	Pi ttsburgh	7	8
					24	A	Loui sville	7	10	109	H	Pi ttsburgh	7	5
					24	A	Loui sville	0	5	109	H	Pi ttsburgh	7	4
					24	A	Loui sville	4	5	207	H	Western Mi ch.	14	4

Non-Div. I Games:

Notre Dame

1
2
3
4
5
6

Oregon

Average RPI Win: 178		WON-LOST	WINNING	LAST 10	STRENGTH OF		OPP. STRENGTH	TEAM	ADJ	CONF.	ADJ CONF.
Average RPI Loss: 143		RECORD	PCT. RANK	GAMES	SCHEDULE		OF SCHEDULE	RPI	RPI	RPI	RPI
DIV. I ONLY		33-21-0	.61111	63	4-6-0		127	211	99	.51952	99
DIV. I NON-CONF.		18-9-0	.66667	46	2-0-0		238	245	131	.50471	131
TOTALS		RPI 1-25	RPI 26-50		W-L RECORDS		RPI 51-100		RPI 101-150		RPI 150+
33-21-0		0-1-0	0-1-0		OVERALL		3-4-0		9-5-0		21-10-0
21-11-0		0-0-0	0-0-0		HOME		1-0-0		3-3-0		17-8-0
11-8-0		0-1-0	0-1-0		AWAY		2-3-0		5-1-0		4-2-0
1-2-0		0-0-0	0-0-0		NEUTRAL		0-1-0		1-1-0		0-0-0
18-9-0		0-1-0	0-1-0		NON-CONFERENCE		1-2-0		0-0-0		17-5-0
16-4-0		0-0-0	0-0-0		HOME		1-0-0		0-0-0		15-4-0
2-5-0		0-1-0	0-0-		AWAY		0-2-0		0-0-0		2-1-0
0-0-0		0-0-0	0-0-0		NEUTRAL		0-0-0		0-0-0		0-0-0
15-12-0		0-0-0	0-0-0		CONFERENCE		2-2-0		9-5-0		4-5-0
5-7-0		0-0-0	0-0-0		HOME		0-0-0		3-3-0		2-4-0
9-3-0		0-0-0	0-0-0		AWAY		2-1-0		5-1-0		2-1-0
1-2-0		0-0-0	0-0-0		NEUTRAL		0-1-0		1-1-0		0-0-0
RPI S	Opponent	Score	RPI S	Opponent	Score	RPI S	Opponent	Score	RPI S	Opponent	Score
20 A	Duke	0 5	43 A	South Carolina	4 5	71 A	Wake Forest	5 15	103 A	Rhode Island	6 2
						71 H	Wake Forest	3 1	103 A	Rhode Island	12 2
						82 A	Virginia	1 12	103 A	Rhode Island	6 1
						94 A	Saint Louis	4 3	116 H	Fordham	4 5
						94 A	Saint Louis	9 5	116 H	Fordham	5 4
						94 A	Saint Louis	3 11	116 H	Fordham	2 5
						94 N	Saint Louis	5 11	117 A	Richmond	6 2
									117 A	Richmond	3 0
									117 A	Richmond	6 10
									117 N	Richmond	6 2
									117 N	Richmond	4 8
									128 H	VCU	1 14
									128 H	VCU	10 9
									128 H	VCU	13 9
									161 H	Harvard	13 3
									175 H	George Mason	4 3
									175 H	George Mason	9 5
									175 H	George Mason	0 2
									185 H	Dayton	1 12
									185 H	Dayton	6 8
									185 H	Dayton	5 9
									187 H	Georgetown	9 2
									187 H	Georgetown	10 5
									187 H	Georgetown	16 5
									195 H	Yale	9 0
									195 H	Yale	5 7
									200 A	Winthrop	0 3
									200 H	Winthrop	12 2
									202 H	Lehigh	1 4
									202 H	Lehigh	1 7
									202 H	Lehigh	7 3
									213 A	N. C. A&T	12 3
									224 A	N. C. Central	7 0
									224 H	N. C. Central	10 2
LAST 10 GAMES			LAST 10 GAMES			LAST 10 GAMES			LAST 10 GAMES		
			117 N	Richmond	4 8				185 H	Dayton	5 9
			94 N	Saint Louis	5 11				276 H	Presbyterian	8 4
			117 N	Richmond	6 2				224 A	N. C. Central	7 0
			185 H	Dayton	1 12				94 A	Saint Louis	3 11
			185 H	Dayton	6 8				94 A	Saint Louis	9 5

Non-Div. I Games:

Davidson

RPI	S	Opponent	Score	
227	A	Sai nt Joseph' s	7	3
227	A	Sai nt Joseph' s	3	6
227	A	Sai nt Joseph' s	18	6
253	H	Mt. St. Mary' s	18	7
253	H	Mt. St. Mary' s	9	1
253	H	Mt. St. Mary' s	4	2
254	H	Lafayette	3	6
254	H	Lafayette	2	1
254	H	Lafayette	4	0
255	H	Charleston So.	4	3
276	H	Presbyter ian	8	4

Davi dson

D
a
v
i
d
s
o
n

D
a
v
i
d
s
o
n

RPI	S	Opponent	Score
294	H	Prairie View	24 3

UTSA

Average RPI Win: 147		WON-LOST	WINNING	LAST 10	STRENGTH OF		OPP. STRENGTH	TEAM	ADJ		CONF.	ADJ CONF.
Average RPI Loss: 118		RECORD	PCT. RANK	GAMES	SCHEDULE		OF SCHEDULE	RPI	RPI		RPI	RPI
DIV. I ONLY		31-24-0	.56364	102	4-6-0		120	126	101		15	15
DIV. I NON-CONF.		12-12-0	.5	136	0-1-0		77	69	104		12	12
TOTALS		RPI 1-25	RPI 26-50		W-L RECORDS		RPI 51-100		RPI 101-150		RPI 150+	
31-24-0		1-1-0	0-1-0		OVERALL		3-7-0		9-6-0		18-9-0	
17-11-0		0-0-0	0-0-0		HOME		2-2-0		5-2-0		10-7-0	
11-10-0		1-0-0	0-1-0		AWAY		1-3-0		4-4-0		5-2-0	
3-3-0		0-1-0	0-0-0		NEUTRAL		0-2-0		0-0-0		3-0-0	
12-12-0		1-1-0	0-1-0		NON-CONFERENCE		2-3-0		4-5-0		5-2-0	
7-6-0		0-0-0	0-0-0		HOME		2-2-0		2-2-0		3-2-0	
4-5-0		1-0-0	0-0-		AWAY		0-1-0		2-3-0		1-0-0	
1-1-0		0-1-0	0-0-0		NEUTRAL		0-0-0		0-0-0		1-0-0	
19-12-0		0-0-0	0-0-0		CONFERENCE		1-4-0		5-1-0		13-7-0	
10-5-0		0-0-0	0-0-0		HOME		0-0-0		3-0-0		7-5-0	
7-5-0		0-0-0	0-0-0		AWAY		1-2-0		2-1-0		4-2-0	
2-2-0		0-0-0	0-0-0		NEUTRAL		0-2-0		0-0-0		2-0-0	
RPI S	Opponent	Score	RPI S	Opponent	Score	RPI S	Opponent	Score	RPI S	Opponent	Score	
12 A	East Carolina	12 2	26 A	UCLA	1 2	52 A	Cal St. Fullerton	2 3	107 A	Campbell	2 15	
25 N	Missouri St.	7 8				60 H	Louisiana Tech	1 0	121 A	CSUN	4 8	
						60 H	Louisiana Tech	2 1	121 A	CSUN	3 2	
						60 H	Louisiana Tech	2 3	121 H	CSUN	4 10	
						60 H	Louisiana Tech	3 9	121 H	CSUN	6 1	
						62 A	Gonzaga	0 7	126 H	San Diego	7 4	
						62 A	Gonzaga	11 8	126 H	San Diego	4 0	
						62 A	Gonzaga	0 1	126 H	San Diego	14 1	
						62 N	Gonzaga	2 4	127 H	Arizona St.	7 10	
						62 N	Gonzaga	2 17	130 A	Cal Poly	6 15	
									130 H	Cal Poly	11 9	
									138 A	Fresno St.	2 0	
									140 A	Saint Mary's (CA)	8 12	
									140 A	Saint Mary's (CA)	2 1	
									140 A	Saint Mary's (CA)	9 5	
									163 H	New Mexico	11 7	
									164 A	Santa Clara	7 0	
									164 A	Santa Clara	6 2	
									164 A	Santa Clara	9 8	
									169 A	Loyola Marymount	3 5	
									169 A	Loyola Marymount	6 2	
									169 A	Loyola Marymount	3 4	
									169 N	Loyola Marymount	7 6	
									170 H	Pacific	6 3	
									170 H	Pacific	5 3	
									170 H	Pacific	3 4	
									172 H	San Francisco	4 6	
									172 H	San Francisco	5 3	
									172 H	San Francisco	10 2	
									172 N	San Francisco	8 2	
									176 H	Portland	0 4	
									176 H	Portland	6 2	
									176 H	Portland	1 2	
									184 A	UC Santa Barbara	3 1	

Non-Div. I Games:

Pepperdine

RPI	S	Opponent	Score	
184	H	UC Santa Barbara	5	3
192	H	Michigan St.	0	1
192	H	Michigan St.	5	1
192	H	Michigan St.	2	5
193	H	BYU	2	0
193	H	BYU	6	13
193	H	BYU	5	2
227	N	Saint Joseph's	11	2

Pepperdine

P
e
p
p
e
r
d
i
n
e

P
e
p
p
e
r
d
i
n
e

Average RPI Win:		129	WON-LOST RECORD		WINNING PCT. RANK		LAST 10 GAMES		STRENGTH OF SCHEDULE		OPP. STRENGTH OF SCHEDULE		TEAM RPI		ADJ RPI		CONF. RPI		ADJ CONF. RPI	
DIV. I ONLY			24-30-0		.44444		191	5-5-0	34		74		102		.51833		102	6	6	
DIV. I NON-CONF.			15-16-0		.48387		149	1-0-0	15		50		65		.54154		65	7	7	
TOTALS		RPI 1-25		RPI 26-50		W-L RECORDS		RPI 51-100		RPI 101-150		RPI 150+								
24-30-0		3-5-0		1-8-0		OVERALL		5-7-0		6-4-0		9-6-0								
13-13-0		2-1-0		1-5-0		HOME		3-3-0		1-1-0		6-3-0								
9-17-0		1-4-0		0-3-0		AWAY		2-4-0		4-3-0		2-3-0								
2-0-0		0-0-0		0-0-0		NEUTRAL		0-0-0		1-0-0		1-0-0								
15-16-0		3-5-0		0-0-0		NON-CONFERENCE		5-5-0		5-2-0		2-4-0								
7-7-0		2-1-0		0-0-0		HOME		3-3-0		1-1-0		1-2-0								
6-9-0		1-4-0		0-0-		AWAY		2-2-0		3-1-0		0-2-0								
2-0-0		0-0-0		0-0-0		NEUTRAL		0-0-0		1-0-0		1-0-0								
9-14-0		0-0-0		1-8-0		CONFERENCE		0-2-0		1-2-0		7-2-0								
6-6-0		0-0-0		1-5-0		HOME		0-0-0		0-0-0		5-1-0								
3-8-0		0-0-0		0-3-0		AWAY		0-2-0		1-2-0		2-1-0								
0-0-0		0-0-0		0-0-0		NEUTRAL		0-0-0		0-0-0		0-0-0								
RPI	S	Opponent		Score		RPI	S	Opponent		Score		RPI	S	Opponent		Score				
4	H	Stetson		3	12	29	A	Indiana		1	5	51	A	West Virginia		5	9			
4	H	Stetson		6	1	29	A	Indiana		5	6	58	A	Michigan		4	10			
4	H	Stetson		2	0	29	A	Indiana		3	13	58	A	Michigan		3	6			
8	A	North Carolina		1	13	31	H	Purdue		1	7	76	A	Tennessee		6	13			
12	A	East Carolina		4	18	31	H	Purdue		3	4	76	A	Tennessee		4	0			
12	A	East Carolina		0	4	31	H	Purdue		6	8	76	A	Tennessee		10	4			
12	A	East Carolina		0	4	47	H	Illinois		7	1	81	H	Army West Point		0	3			
17	A	Coastal Caro.		7	6	47	H	Illinois		6	10	81	H	Army West Point		3	4			
						47	H	Illinois		2	4	81	H	Army West Point		6	3			
												88	H	Bryant		12	6			
												88	H	Bryant		3	7			
												88	H	Bryant		5	3			
												105	A	Nebraska		2	5			
												105	A	Nebraska		8	17			
												105	A	Nebraska		15	7			
												108	A	Elon		11	3			
												117	A	Richmond		3	10			
												128	A	VCU		2	0			
												128	H	VCU		3	14			
												145	A	James Madison		2	1			
												145	H	James Madison		6	1			
												148	N	Ball St.		13	1			
												158	A	Delaware		6	7			
												158	H	Delaware		1	7			
												165	H	Rutgers		17	2			
												165	H	Rutgers		5	2			
												165	H	Rutgers		8	6			
												192	A	Michigan St.		2	4			
												192	A	Michigan St.		8	2			
												192	A	Michigan St.		5	3			
												210	N	Radford		11	4			
												231	H	Northwestern		4	3			
												231	H	Northwestern		6	5			
												231	H	Northwestern		0	4			
												242	A	William & Mary		4	10			
												242	H	William & Mary		3	6			
												273	H	Towson		8	7			
LAST 10 GAMES																				
29 A Indiana						3	13	165 H Rutgers						5	2					
29 A Indiana						1	5	273 H Towson						8	7					
29 A Indiana						5	6	105 A Nebraska						2	5					
165 H Rutgers						8	6	105 A Nebraska						8	17					
165 H Rutgers						17	2	105 A Nebraska						15	7					

Non-Div. I Games:

Maryl and

Average RPI Win:		197	WON-LOST RECORD		WINNING PCT. RANK		LAST 10 GAMES		STRENGTH OF SCHEDULE		OPP. STRENGTH OF SCHEDULE		TEAM RPI		ADJ RPI		CONF. RPI		ADJ CONF. RPI	
DIV. I ONLY			32-26-0		.55172 112		5-5-0		97		227		104		.51754 104		18		18	
DIV. I NON-CONF.			16-13-0		.55172 114		0-0-0		76		243		84		.52692 84		19		19	
TOTALS		RPI 1-25		RPI 26-50		W-L RECORDS		RPI 51-100		RPI 101-150		RPI 150+								
32-26-0		1-3-0		0-6-0		OVERALL		1-3-0		7-5-0		23-9-0								
19-8-0		0-0-0		0-0-0		HOME		0-0-0		2-4-0		17-4-0								
10-15-0		1-2-0		0-6-0		AWAY		1-3-0		2-1-0		6-3-0								
3-3-0		0-1-0		0-0-0		NEUTRAL		0-0-0		3-0-0		0-2-0								
16-13-0		1-3-0		0-6-0		NON-CONFERENCE		0-1-0		0-0-0		15-3-0								
13-2-0		0-0-0		0-0-0		HOME		0-0-0		0-0-0		13-2-0								
3-10-0		1-2-0		0-0-		AWAY		0-1-0		0-0-0		2-1-0								
0-1-0		0-1-0		0-0-0		NEUTRAL		0-0-0		0-0-0		0-0-0								
16-13-0		0-0-0		0-0-0		CONFERENCE		1-2-0		7-5-0		8-6-0								
6-6-0		0-0-0		0-0-0		HOME		0-0-0		2-4-0		4-2-0								
7-5-0		0-0-0		0-0-0		AWAY		1-2-0		2-1-0		4-2-0								
3-2-0		0-0-0		0-0-0		NEUTRAL		0-0-0		3-0-0		0-2-0								
RPI	S	Opponent		Score		RPI	S	Opponent		Score		RPI	S	Opponent		Score				
4	A	Stetson		4	8	32	A	Baylor		1	6	82	A	Virginia		2	3			
4	A	Stetson		9	0	32	A	Baylor		3	6	94	A	Saint Louis		1	12			
4	A	Stetson		0	3	32	A	Baylor		1	5	94	A	Saint Louis		5	4			
13	N	Minnesota		5	12	33	A	Fla. Atlantic		1	6	94	A	Saint Louis		1	7			
						33	A	Fla. Atlantic		0	3									
						33	A	Fla. Atlantic		2	3									
								LAST 10 GAMES												
						117	N	Richmond		5	4	94	A	Saint Louis		5	4			
						175	N	George Mason		4	9	94	A	Saint Louis		1	12			
						116	N	Fordham		5	0	94	A	Saint Louis		1	7			
						175	N	George Mason		3	11	128	H	VCU		11	2			
						128	N	VCU		4	1	128	H	VCU		2	6			

Non-Div. I Games:

George Washington

RPI	S	Opponent	Score	
273	H	Towson	13	2
275	H	Coppin St.	16	5
277	A	St. Bonaventure	5	8
277	A	St. Bonaventure	5	2
277	A	St. Bonaventure	11	4
283	H	La Salle	11	6
283	H	La Salle	5	4
283	H	La Salle	8	2
296	H	UMES	8	3
297	H	Delaware St.	12	6

George Washington

G
e
o
r
g
e
W
a
s
h
i
n
g
t
o
n

G
e
o
r
g
e
W
a
s
h
i
n
g
t
o
n

Average RPI Win:		118	WON-LOST		WINNING		LAST 10		STRENGTH OF		OPP. STRENGTH		TEAM	ADJ		CONF.	ADJ CONF.										
Average RPI Loss:		96	RECORD		PCT. RANK		GAMES		SCHEDULE		OF SCHEDULE		RPI	RPI		RPI	RPI										
DIV. I ONLY			24-28-0		.46154		179	4-6-0		32		87		105	.51749		105	6	6								
DIV. I NON-CONF.			16-14-0		.53333		128	0-1-0		64		147		91	.52104		91	7	7								
TOTALS		RPI 1-25		RPI 26-50				W-L RECORDS				RPI 51-100				RPI 101-150				RPI 150+							
24-28-0		1-4-0		3-6-0				OVERALL				5-6-0				8-5-0				7-7-0							
13-12-0		1-2-0		1-2-0				HOME				4-2-0				6-4-0				1-2-0							
6-13-0		0-0-0		2-4-0				AWAY				1-4-0				2-1-0				1-4-0							
5-3-0		0-2-0		0-0-0				NEUTRAL				0-0-0				0-0-0				5-1-0							
16-14-0		0-2-0		0-0-0				NON-CONFERENCE				4-5-0				6-4-0				6-3-0							
8-6-0		0-0-0		0-0-0				HOME				3-1-0				4-3-0				1-2-0							
3-5-0		0-0-0		0-0-				AWAY				1-4-0				2-1-0				0-0-0							
5-3-0		0-2-0		0-0-0				NEUTRAL				0-0-0				0-0-0				5-1-0							
8-14-0		1-2-0		3-6-0				CONFERENCE				1-1-0				2-1-0				1-4-0							
5-6-0		1-2-0		1-2-0				HOME				1-1-0				2-1-0				0-0-0							
3-8-0		0-0-0		2-4-0				AWAY				0-0-0				0-0-0				1-4-0							
0-0-0		0-0-0		0-0-0				NEUTRAL				0-0-0				0-0-0				0-0-0							
RPI	S	Opponent		Score		RPI	S	Opponent		Score		RPI	S	Opponent		Score		RPI	S	Opponent		Score					
7	N	Oregon St.		3	10	29	H	Indiana		3	6	53	A	Wichita St.		1	9	102	H	Maryland		17	8				
7	N	Oregon St.		1	9	29	H	Indiana		6	8	53	A	Wichita St.		10	9	102	H	Maryland		7	15				
13	H	Minnesota		8	2	29	H	Indiana		5	2	53	A	Wichita St.		3	6	102	H	Maryland		5	2				
13	H	Minnesota		0	2	37	A	Ohio St.		14	15	59	A	Creighton		1	3	106	H	Northwestern St.		7	6				
13	H	Minnesota		1	5	37	A	Ohio St.		4	7	59	A	Creighton		4	5	106	H	Northwestern St.		2	6				
						37	A	Ohio St.		7	3	59	H	Creighton		9	12	130	H	Cal Poly		22	3				
						47	A	Illinois		2	5	66	H	Nevada		9	6	130	H	Cal Poly		8	14				
						47	A	Illinois		11	8	66	H	Nevada		9	5	130	H	Cal Poly		4	0				
						47	A	Illinois		6	13	66	H	Nevada		12	5	130	H	Cal Poly		13	2				
												77	H	Iowa		10	4	131	A	Oral Roberts		11	10				
												77	H	Iowa		1	7	131	A	Oral Roberts		4	11				
																		135	A	Kansas St.		11	9				
																		135	H	Kansas St.		3	4				
																		165	A	Rutgers		4	8				
																		165	A	Rutgers		2	4				
																		165	A	Rutgers		12	4				
																		190	N	Washington St.		8	3				
																		190	N	Washington St.		5	3				
																		192	A	Michigan St.		3	5				
																		192	A	Michigan St.		5	17				
																		209	N	Utah		7	4				
																		209	N	Utah		4	2				
																		216	H	Northern Colo.		14	2				
																		216	H	Northern Colo.		3	6				
																		234	N	UC Riverside		1	8				
																		234	N	UC Riverside		8	3				
																		284	H	Omaha		7	8				
						LAST 10 GAMES																					
						47 A Illinois						11	8	29 H Indiana						5	2						
						47 A Illinois						6	13	59 A Creighton						4	5						
						47 A Illinois						2	5	102 H Maryland						5	2						
						29 H Indiana						6	8	102 H Maryland						17	8						
						29 H Indiana						3	6	102 H Maryland						7	15						

Non-Div. I Games:

Nebraska

Average RPI Win:		184	WON-LOST RECORD		WINNING PCT. RANK		LAST 10 GAMES		STRENGTH OF SCHEDULE		OPP. STRENGTH OF SCHEDULE		TEAM RPI		ADJ RPI		CONF. RPI		ADJ CONF. RPI					
DIV. I ONLY			37-22-0		.62712		55		8-2-0		209		177		106		.51683		106		17		17	
DIV. I NON-CONF.			13-9-0		.59091		99		0-1-0		221		213		137		.50384		137		18		17	
TOTALS		RPI 1-25		RPI 26-50		W-L RECORDS		RPI 51-100		RPI 101-150		RPI 150+												
37-22-0		0-2-0		0-1-0		OVERALL		7-3-0		7-5-0		23-11-0												
19-9-0		0-0-0		0-0-0		HOME		3-2-0		2-1-0		14-6-0												
14-13-0		0-2-0		0-1-0		AWAY		3-1-0		4-4-0		7-5-0												
4-0-0		0-0-0		0-0-0		NEUTRAL		1-0-0		1-0-0		2-0-0												
13-9-0		0-2-0		0-1-0		NON-CONFERENCE		4-2-0		1-1-0		8-3-0												
9-3-0		0-0-0		0-0-0		HOME		1-1-0		0-0-0		8-2-0												
4-6-0		0-2-0		0-0-		AWAY		3-1-0		1-1-0		0-1-0												
0-0-0		0-0-0		0-0-0		NEUTRAL		0-0-0		0-0-0		0-0-0												
24-13-0		0-0-0		0-0-0		CONFERENCE		3-1-0		6-4-0		15-8-0												
10-6-0		0-0-0		0-0-0		HOME		2-1-0		2-1-0		6-4-0												
10-7-0		0-0-0		0-0-0		AWAY		0-0-0		3-3-0		7-4-0												
4-0-0		0-0-0		0-0-0		NEUTRAL		1-0-0		1-0-0		2-0-0												
RPI	S	Opponent		Score		RPI	S	Opponent		Score		RPI	S	Opponent		Score								
15	A	Texas A&M		6	7	34	A	LSU		5	9	60	A	Louisiana Tech		6	4							
15	A	Texas A&M		1	6							60	H	Louisiana Tech		3	6							
												80	H	Southeastern La.		1	4							
												80	H	Southeastern La.		2	0							
												80	H	Southeastern La.		5	2							
												80	N	Southeastern La.		5	1							
												93	A	Little Rock		7	3							
												93	A	Little Rock		2	5							
												93	A	Little Rock		6	5							
												93	H	Little Rock		3	2							
												105	A	Nebraska		6	7							
												105	A	Nebraska		6	2							
												112	H	Houston Baptist		4	3							
												112	H	Houston Baptist		7	4							
												112	H	Houston Baptist		2	3							
												143	A	Central Ark.		6	4							
												143	A	Central Ark.		1	12							
												143	A	Central Ark.		0	3							
												147	A	New Orleans		1	8							
												147	A	New Orleans		10	4							
												147	A	New Orleans		6	3							
												147	N	New Orleans		7	5							
												157	H	A&M-Corpus Christi		1	6							
												157	H	A&M-Corpus Christi		3	8							
												157	H	A&M-Corpus Christi		7	6							
												189	A	Nicholls St.		5	3							
												189	A	Nicholls St.		3	1							
												189	A	Nicholls St.		4	5							
												189	N	Nicholls St.		3	2							
												191	A	McNeese		1	2							
												191	A	McNeese		3	4							
												191	A	McNeese		9	4							
												191	N	McNeese		2	1							
												196	A	Incarnate Word		11	9							
												196	A	Incarnate Word		5	6							
												196	A	Incarnate Word		9	8							
												197	A	La. -Monroe		6	11							
												197	H	La. -Monroe		14	3							
												222	H	Binghamton		3	10							
												222	H	Binghamton		3	2							
												222	H	Binghamton		9	1							
												225	A	Lamar University		7	2							
												225	A	Lamar University		15	3							
												225	H	Lamar University		2	3							
LAST 10 GAMES						LAST 10 GAMES						LAST 10 GAMES												
147 N New Orleans						7 5						147 A New Orleans						1 8						
189 N Nicholls St.						3 2						147 A New Orleans						6 3						
80 N Southeastern La.						5 1						34 A LSU						5 9						
191 N McNeese						2 1						274 H Abilene Christian						6 1						
147 A New Orleans						10 4						274 H Abilene Christian						5 0						

Non-Div. I Games:

Northwestern St.

RPI	S	Opponent	Score	
258	H	Penn	2	1
258	H	Penn	8	2
258	H	Penn	5	8
260	H	SFA	5	6
260	H	SFA	3	2
260	H	SFA	16	2
271	H	Grambl ing	7	3
274	H	Abilene Christian	5	0
274	H	Abilene Christian	6	1
274	H	Abilene Christian	9	1
292	H	Mi ssi ssi ppi Val .	34	0
292	H	Mi ssi ssi ppi Val .	21	0

Northwestern St.

N
o
r
t
h
w
e
s
t
e
r
n
s
t
.

N
o
r
t
h
w
e
s
t
e
r
n
s
t
.

Average RPI Win:		203	WON-LOST RECORD		WINNING PCT. RANK		LAST 10 GAMES		STRENGTH OF SCHEDULE		OPP. STRENGTH OF SCHEDULE		TEAM RPI		ADJ RPI		CONF. RPI		ADJ CONF. RPI		
DIV. I ONLY			35-24-0		.59322 81		7-3-0		145		181		107		.51657 107		24		24		
DIV. I NON-CONF.			10-17-0		.37037 221		0-1-0		27		106		176		.48869 174		21		21		
TOTALS		RPI 1-25		RPI 26-50		W-L RECORDS		RPI 51-100		RPI 101-150		RPI 150+									
35-24-0		1-6-0		1-4-0		OVERALL		0-2-0		6-7-0		27-5-0									
15-15-0		0-3-0		0-3-0		HOME		0-1-0		4-5-0		11-3-0									
16-8-0		1-3-0		1-1-0		AWAY		0-1-0		0-1-0		14-2-0									
4-1-0		0-0-0		0-0-0		NEUTRAL		0-0-0		2-1-0		2-0-0									
10-17-0		1-6-0		1-4-0		NON-CONFERENCE		0-2-0		1-3-0		7-2-0									
7-11-0		0-3-0		0-3-0		HOME		0-1-0		1-2-0		6-2-0									
3-6-0		1-3-0		1-0-		AWAY		0-1-0		0-1-0		1-0-0									
0-0-0		0-0-0		0-0-0		NEUTRAL		0-0-0		0-0-0		0-0-0									
25-7-0		0-0-0		0-0-0		CONFERENCE		0-0-0		5-4-0		20-3-0									
8-4-0		0-0-0		0-0-0		HOME		0-0-0		3-3-0		5-1-0									
13-2-0		0-0-0		0-0-0		AWAY		0-0-0		0-0-0		13-2-0									
4-1-0		0-0-0		0-0-0		NEUTRAL		0-0-0		2-1-0		2-0-0									
RPI	S	Opponent		Score		RPI	S	Opponent		Score		RPI	S	Opponent		Score					
12	A	East Carolina		7	12	27	H	St. John's (NY)		1	3	65	A	UNCW		4	14				
12	H	East Carolina		2	7	27	H	St. John's (NY)		0	1	65	H	UNCW		3	8				
19	A	NC State		4	21	27	H	St. John's (NY)		1	7			101 H Pepperdi ne		15	2				
19	A	NC State		5	4	37	A	Ohio St.		6	10			111 H High Point		3	7				
19	H	NC State		1	4	37	A	Ohio St.		13	8			111 H High Point		5	2				
20	A	Duke		3	11									111 H High Point		4	2				
20	H	Duke		0	4									111 N High Point		7	5				
														129 H Liberty		5	4				
														129 H Liberty		3	8				
														129 H Liberty		1	9				
														129 N Liberty		5	10				
														129 N Liberty		6	4				
														133 H Cani si us		5	9				
														149 H Miami (OH)		6	8				
														168 H Gardner-Webb		6	3				
														168 H Gardner-Webb		4	3				
														168 H Gardner-Webb		12	1				
														168 N Gardner-Webb		8	3				
														195 H Yal e		9	5				
														200 H Winthrop		5	0				
														200 H Winthrop		1	5				
														200 H Winthrop		6	1				
														207 H Western Mi ch.		5	1				
														210 A Radford		7	2				
														210 A Radford		2	3				
														210 A Radford		6	4				
														224 A N. C. Central		3	1				
														242 H William & Mary		12	0				
														242 H William & Mary		4	3				
														242 H William & Mary		2	4				
														255 A Charleston So.		4	3				
														255 A Charleston So.		18	2				
														255 A Charleston So.		6	5				
														262 A UNC Asheville		10	1				
														262 A UNC Asheville		9	5				
LAST 10 GAMES																					
111 N High Point						7	5	210 A Radford						6	4						
129 N Liberty						5	10	210 A Radford						7	2						
129 N Liberty						6	4	210 A Radford						2	3						
168 N Gardner-Webb						8	3	12 A East Carol ina						7	12						
264 N Longwood						8	1	200 H Winthrop						5	0						

Non-Div. I Games:

Campbel I

RPI	S	Opponent	Score	
262	A	UNC Asheville	7	20
264	A	Longwood	8	4
264	A	Longwood	15	1
264	A	Longwood	7	2
264	N	Longwood	8	1
276	A	Presbyterian	7	6
276	A	Presbyterian	6	3
276	A	Presbyterian	4	3
282	H	Bowling Green	17	3
285	H	Rider	4	13
285	H	Rider	9	0

Campbel I

C
a
m
p
b
e
l
l

C
a
m
p
b
e
l
l

Average RPI Win:		164	WON-LOST RECORD		WINNING PCT. RANK		LAST 10 GAMES		STRENGTH OF SCHEDULE		OPP. STRENGTH OF SCHEDULE		TEAM RPI		ADJ RPI		CONF. RPI		ADJ CONF. RPI	
DIV. I ONLY			36-23-0		.61017 64		8-2-0		158		111		108		.51612 108		13		13	
DIV. I NON-CONF.			19-13-0		.59375 95		1-0-0		224		119		177		.48735 176		15		15	
TOTALS		RPI 1-25		RPI 26-50		W-L RECORDS		RPI 51-100		RPI 101-150		RPI 150+								
36-23-0		0-2-0		0-4-0		OVERALL		9-6-0		8-4-0		19-7-0								
25-12-0		0-1-0		0-0-0		HOME		2-3-0		5-3-0		18-5-0								
10-9-0		0-1-0		0-3-0		AWAY		6-2-0		3-1-0		1-2-0								
1-2-0		0-0-0		0-1-0		NEUTRAL		1-1-0		0-0-0		0-0-0								
19-13-0		0-2-0		0-0-0		NON-CONFERENCE		4-3-0		6-3-0		9-5-0								
14-11-0		0-1-0		0-0-0		HOME		0-2-0		5-3-0		9-5-0								
5-2-0		0-1-0		0-0-		AWAY		4-1-0		1-0-0		0-0-0								
0-0-0		0-0-0		0-0-0		NEUTRAL		0-0-0		0-0-0		0-0-0								
17-10-0		0-0-0		0-4-0		CONFERENCE		5-3-0		2-1-0		10-2-0								
11-1-0		0-0-0		0-0-0		HOME		2-1-0		0-0-0		9-0-0								
5-7-0		0-0-0		0-3-0		AWAY		2-1-0		2-1-0		1-2-0								
1-2-0		0-0-0		0-1-0		NEUTRAL		1-1-0		0-0-0		0-0-0								
RPI	S	Opponent		Score		RPI	S	Opponent		Score		RPI	S	Opponent		Score				
12	A	East Carolina		1	2	35	A	Northeastern		5	6	102	H	Maryland		3	11			
12	H	East Carolina		0	3	35	A	Northeastern		1	7	107	H	Campbell		11	1			
						35	A	Northeastern		3	9	111	A	High Point		13	9			
						35	N	Northeastern		4	5	111	H	High Point		5	6			
												129	H	Liberty		4	3			
												135	H	Kansas St.		7	8			
												145	A	James Madison		6	4			
												145	A	James Madison		3	4			
												145	A	James Madison		8	2			
												150	H	Hartford		2	1			
												150	H	Hartford		4	1			
												150	H	Hartford		7	1			
												156	H	Hofstra		5	3			
												156	H	Hofstra		6	3			
												156	H	Hofstra		2	1			
												158	A	Delaware		6	2			
												158	A	Delaware		1	3			
												158	A	Delaware		5	6			
												179	H	Appalachian St.		5	2			
												179	H	Appalachian St.		10	0			
												179	H	Appalachian St.		5	0			
												205	H	Marshall		7	11			
												205	H	Marshall		3	2			
												205	H	Marshall		6	8			
												210	H	Radford		2	1			
												213	H	N. C. A&T		5	4			
												240	H	Penn St.		2	3			
												240	H	Penn St.		1	2			
												240	H	Penn St.		6	8			
												242	H	William & Mary		17	4			
												242	H	William & Mary		6	2			
												242	H	William & Mary		8	3			
												273	H	Towson		6	1			
												273	H	Towson		16	4			
LAST 10 GAMES																				
						35	N	Northeastern		4	5	242	H	William & Mary		6	2			
						65	N	UNCW		3	11	68	A	UNCG		8	7			
						67	N	Col. of Charleston		3	2	273	H	Towson		9	6			
						242	H	William & Mary		8	3	273	H	Towson		16	4			
						242	H	William & Mary		17	4	273	H	Towson		6	1			

Non-Div. I Games:

El on

RPI	S	Opponent	Score	
273	H	Towson	9	6
285	H	Ri der	13	2
285	H	Ri der	21	1
285	H	Ri der	13	4

E
l
o
n

E
l
o
n

El on

Average RPI Win: 172		WON-LOST RECORD		WINNING PCT. RANK		LAST 10 GAMES		STRENGTH OF SCHEDULE		OPP. STRENGTH OF SCHEDULE		TEAM RPI		ADJ RPI		CONF. RPI		ADJ CONF. RPI					
DIV. I ONLY		29-26-0		.52727		127		3-7-0		110		81		109		.51601		109		3		3	
DIV. I NON-CONF.		16-6-0		.72727		30		1-0-0		271		287		124		.50922		124		4		4	
TOTALS		RPI 1-25		RPI 26-50		W-L RECORDS		RPI 51-100		RPI 101-150		RPI 150+											
29-26-0		2-12-0		0-0-0		OVERALL		8-10-0		2-2-0		17-2-0											
11-12-0		1-8-0		0-0-0		HOME		4-3-0		0-0-0		6-1-0											
7-11-0		0-3-0		0-0-0		AWAY		3-5-0		1-2-0		3-1-0											
11-3-0		1-1-0		0-0-0		NEUTRAL		1-2-0		1-0-0		8-0-0											
16-6-0		0-0-0		0-0-0		NON-CONFERENCE		0-5-0		1-0-0		15-1-0											
6-2-0		0-0-0		0-0-0		HOME		0-1-0		0-0-0		6-1-0											
1-2-0		0-0-0		0-0-		AWAY		0-2-0		0-0-0		1-0-0											
9-2-0		0-0-0		0-0-0		NEUTRAL		0-2-0		1-0-0		8-0-0											
13-20-0		2-12-0		0-0-0		CONFERENCE		8-5-0		1-2-0		2-1-0											
5-10-0		1-8-0		0-0-0		HOME		4-2-0		0-0-0		0-0-0											
6-9-0		0-3-0		0-0-0		AWAY		3-3-0		1-2-0		2-1-0											
2-1-0		1-1-0		0-0-0		NEUTRAL		1-0-0		0-0-0		0-0-0											
RPI	S	Opponent		Score		RPI	S	Opponent		Score		RPI	S	Opponent		Score							
8	A	North Carolina		0 4				51	A	West Virginia		1 12		119	N	Butler		3 0					
8	A	North Carolina		3 15				55	H	Georgi a Tech		4 3		146	A	Virgini a Tech		1 3					
8	A	North Carolina		2 13				55	H	Georgi a Tech		3 7		146	A	Virgini a Tech		1 4					
8	N	North Carolina		5 4				55	H	Georgi a Tech		6 5		146	A	Virgini a Tech		15 10					
11	H	Clemson		0 5				55	N	Georgia Tech		2 1		167	A	Boston Colle ge		6 4					
11	H	Clemson		6 16				61	A	Kent St.		0 2		167	A	Boston Colle ge		0 8					
11	H	Clemson		1 4				61	H	Kent St.		1 4		167	A	Boston Colle ge		9 4					
20	H	Duke		5 6				64	A	Mi ami (FL)		2 1		214	H	LIU Brookl yn		2 1					
20	H	Duke		6 12				64	A	Mi ami (FL)		3 0		214	H	LIU Brookl yn		1 5					
20	H	Duke		8 7				64	A	Mi ami (FL)		0 3		214	H	LIU Brookl yn		1 0					
24	H	Loui sville		5 8				70	N	Seton Hall		0 1		217	N	Tol edo		17 3					
24	H	Loui sville		5 6				82	H	Vi rgini a		7 5		230	A	USC Upstate		3 1					
24	H	Loui sville		3 6				82	H	Vi rgini a		7 10		240	H	Penn St.		3 2					
24	N	Loui sville		2 5				82	H	Vi rgini a		4 1		249	N	Oakland		9 3					
								94	N	Saint Louis		5 6		249	N	Oakland		2 0					
								97	A	Notre Dame		4 7		259	N	Massachusetts		10 5					
								97	A	Notre Dame		5 7		259	N	Massachusetts		9 0					
								97	A	Notre Dame		8 7		259	N	Massachusetts		3 2					
													263	H	Youngstown St.		9 5						
													276	N	Presbyteri an		4 3						
													295	N	Sai nt Peter's		21 1						
													296	H	UMES		15 3						
													296	H	UMES		18 5						
						LAST 10 GAMES																	
				24	N	Loui sville		2 5		11	H	Cl emson		6 16									
				8	N	North Carolina		5 4		24	H	Loui sville		5 8									
				55	N	Georgi a Tech		2 1		24	H	Loui sville		5 6									
				11	H	Cl emson		0 5		24	H	Loui sville		3 6									
				11	H	Cl emson		1 4		240	H	Penn St.		3 2									

Non-Div. I Games:

Pittsburgh

Average RPI Win: 129		WON-LOST RECORD		WINNING PCT. RANK		LAST 10 GAMES		STRENGTH OF SCHEDULE		OPP. STRENGTH OF SCHEDULE		TEAM RPI		ADJ RPI		CONF. RPI		ADJ CONF. RPI	
DIV. I ONLY		32-24-0		.57143 98		5-5-0		164		84		110		.51597 110		14		14	
DIV. I NON-CONF.		19-13-0		.59375 95		0-1-0		144		34		79		.5294 79		11		11	
TOTALS		RPI 1-25		RPI 26-50		W-L RECORDS		RPI 51-100		RPI 101-150		RPI 150+							
32-24-0		0-0-0		3-1-0		OVERALL		7-8-0		11-5-0		11-10-0							
16-13-0		0-0-0		1-1-0		HOME		6-6-0		2-0-0		7-6-0							
16-11-0		0-0-0		2-0-0		AWAY		1-2-0		9-5-0		4-4-0							
0-0-0		0-0-0		0-0-0		NEUTRAL		0-0-0		0-0-0		0-0-0							
19-13-0		0-0-0		3-1-0		NON-CONFERENCE		7-5-0		4-3-0		5-4-0							
11-6-0		0-0-0		1-1-0		HOME		6-3-0		2-0-0		2-2-0							
8-7-0		0-0-0		2-0-		AWAY		1-2-0		2-3-0		3-2-0							
0-0-0		0-0-0		0-0-0		NEUTRAL		0-0-0		0-0-0		0-0-0							
13-11-0		0-0-0		0-0-0		CONFERENCE		0-3-0		7-2-0		6-6-0							
5-7-0		0-0-0		0-0-0		HOME		0-3-0		0-0-0		5-4-0							
8-4-0		0-0-0		0-0-0		AWAY		0-0-0		7-2-0		1-2-0							
0-0-0		0-0-0		0-0-0		NEUTRAL		0-0-0		0-0-0		0-0-0							
RPI	S	Opponent	Score	RPI	S	Opponent	Score	RPI	S	Opponent	Score	RPI	S	Opponent	Score				
				26	A	UCLA	8 1	52	H	Cal St. Fullerton	6 7	114	A	Long Beach St.	3 2				
				26	H	UCLA	0 12	52	H	Cal St. Fullerton	3 5	114	A	Long Beach St.	0 1				
				50	A	San Di ego St.	10 2	52	H	Cal St. Fullerton	3 8	114	A	Long Beach St.	8 0				
				50	H	San Di ego St.	9 4	57	A	TCU	2 6	121	A	CSUN	8 4				
								57	A	TCU	3 4	121	A	CSUN	4 2				
								57	A	TCU	15 2	121	A	CSUN	5 4				
								62	H	Gonzaga	3 5	125	A	Southern Cal i forni a	2 8				
								62	H	Gonzaga	3 1	125	H	Southern Cal i forni a	8 7				
								62	H	Gonzaga	6 1	126	A	San Di ego	2 1				
								66	H	Nevada	1 8	126	H	San Di ego	10 7				
								66	H	Nevada	4 0	130	A	Cal Poly	4 1				
								66	H	Nevada	4 3	130	A	Cal Poly	3 4				
								98	H	Oregon	2 1	130	A	Cal Poly	3 1				
								98	H	Oregon	10 9	142	A	Southern III.	8 10				
								98	H	Oregon	5 10	142	A	Southern III.	2 11				
												142	A	Southern III.	6 2				
												153	H	Hawai i	3 4				
												153	H	Hawai i	12 4				
												153	H	Hawai i	2 14				
												169	A	Loyola Marymount	6 5				
												169	H	Loyola Marymount	10 2				
												176	A	Portland	6 7				
												176	A	Portland	3 6				
												176	A	Portland	6 5				
												176	A	Portland	3 0				
												184	H	UC Santa Barbara	4 9				
												184	H	UC Santa Barbara	10 2				
												184	H	UC Santa Barbara	11 1				
												212	A	UC Davi s	2 4				
												212	A	UC Davi s	1 4				
												212	A	UC Davi s	5 3				
												234	H	UC Ri versi de	12 2				
												234	H	UC Ri versi de	1 7				
												234	H	UC Ri versi de	4 3				
LAST 10 GAMES																			
				212	A	UC Davi s	2 4	234	H	UC Ri versi de	12 2								
				212	A	UC Davi s	1 4	125	A	Southern Cal i forni a	2 8								
				212	A	UC Davi s	5 3	130	A	Cal Poly	4 1								
				234	H	UC Ri versi de	4 3	130	A	Cal Poly	3 4								
				234	H	UC Ri versi de	1 7	130	A	Cal Poly	3 1								

Non-Div. I Games:

UC Irvine

RPI	S	Opponent	Score	
247	H	Utah Valley	5	9
247	H	Utah Valley	4	2
247	H	Utah Valley	5	8

UC Irvine

U
C
I
r
v
i
n
e

U
C
I
r
v
i
n
e

Average RPI Win:		190	WON-LOST RECORD		WINNING PCT. RANK		LAST 10 GAMES		STRENGTH OF SCHEDULE		OPP. STRENGTH OF SCHEDULE		TEAM RPI		ADJ RPI		CONF. RPI		ADJ CONF. RPI		
DIV. I ONLY			34-22-0		.60714 69		8-2-0		204		173		111		.51507 111		24		24		
DIV. I NON-CONF.			12-13-0		.48 151		0-1-0		95		91		119		.51131 119		21		21		
TOTALS		RPI 1-25		RPI 26-50		W-L RECORDS		RPI 51-100		RPI 101-150		RPI 150+									
34-22-0		2-1-0		1-1-0		OVERALL		2-3-0		3-9-0		26-8-0									
14-9-0		0-0-0		0-0-0		HOME		2-0-0		1-6-0		11-3-0									
16-11-0		2-1-0		0-0-0		AWAY		0-3-0		2-2-0		12-5-0									
4-2-0		0-0-0		1-1-0		NEUTRAL		0-0-0		0-1-0		3-0-0									
12-13-0		2-1-0		1-1-0		NON-CONFERENCE		2-3-0		1-4-0		6-4-0									
6-5-0		0-0-0		0-0-0		HOME		2-0-0		0-4-0		4-1-0									
5-7-0		2-1-0		0-0-		AWAY		0-3-0		1-0-0		2-3-0									
1-1-0		0-0-0		1-1-0		NEUTRAL		0-0-0		0-0-0		0-0-0									
22-9-0		0-0-0		0-0-0		CONFERENCE		0-0-0		2-5-0		20-4-0									
8-4-0		0-0-0		0-0-0		HOME		0-0-0		1-2-0		7-2-0									
11-4-0		0-0-0		0-0-0		AWAY		0-0-0		1-2-0		10-2-0									
3-1-0		0-0-0		0-0-0		NEUTRAL		0-0-0		0-1-0		3-0-0									
RPI	S	Opponent		Score		RPI	S	Opponent		Score		RPI	S	Opponent		Score					
8	A	North Carolina		0	10	37	N	Ohio St.		8	4	68	A	UNCG		6	12				
17	A	Coastal Caro.		3	2	37	N	Ohio St.		6	8	68	H	UNCG		14	4				
17	A	Coastal Caro.		8	5							71	A	Wake Forest		8	9				
												71	H	Wake Forest		8	4				
												79	A	Charlotte		2	5				
														108 A El on		6	5				
														108 H El on		9	13				
														129 H Liberty		9	1				
														129 H Liberty		8	18				
														129 H Liberty		3	8				
														145 H James Madi son		3	4				
														145 H James Madi son		1	3				
														145 H James Madi son		1	5				
														168 A Gardner-Webb		6	5				
														168 A Gardner-Webb		2	4				
														168 A Gardner-Webb		13	8				
														168 N Gardner-Webb		4	1				
														185 H Dayton		8	7				
														185 H Dayton		12	2				
														185 H Dayton		4	3				
														200 H Winthrop		12	0				
														200 H Winthrop		6	1				
														200 H Winthrop		2	11				
														210 H Radford		6	18				
														210 H Radford		7	3				
														210 H Radford		15	6				
														210 N Radford		6	3				
														213 A N. C. A&T		10	3				
														213 H N. C. A&T		3	1				
														224 A N. C. Central		7	8				
														242 A William & Mary		2	13				
														242 A William & Mary		3	4				
														242 A William & Mary		17	3				
														255 A Charleston So.		7	2				
														255 A Charleston So.		9	2				
LAST 10 GAMES																					
107 N Campbell						5	7	276 H Presbyterian						1	0	213 H N. C. A&T					
168 N Gardner-Webb						4	1	276 H Presbyterian						6	0	224 A N. C. Central					
210 N Radford						6	3	71 A Wake Forest						8	9	242 A William & Mary					
255 N Charleston So.						6	5	262 A UNC Asheville						8	4	242 A William & Mary					
276 H Presbyterian						4	3	262 A UNC Asheville						14	3	242 A William & Mary					

Non-Div. I Games:

High Point

RPI	S	Opponent	Score	
255	A	Charleston So.	4	3
255	N	Charleston So.	6	5
262	A	UNC Asheville	3	1
262	A	UNC Asheville	8	4
262	A	UNC Asheville	14	3
264	A	Longwood	10	2
264	A	Longwood	4	5
264	A	Longwood	8	2
272	H	Ohio	7	11
276	H	Presbyterian	6	0
276	H	Presbyterian	4	3
276	H	Presbyterian	1	0

High Point

H
i
g
h
P
o
i
n
t

H
i
g
h
P
o
i
n
t

Average RPI Win:	169	WON-LOST	WINNING	LAST 10	STRENGTH OF	OPP. STRENGTH	TEAM	ADJ	CONF.	ADJ CONF.	
Average RPI Loss:	120 <th>RECORD</th> <th>PCT. RANK</th> <th>GAMES</th> <th>SCHEDULE</th> <th>OF SCHEDULE</th> <th>RPI</th> <th>RPI</th> <th>RPI</th> <th>RPI</th>	RECORD	PCT. RANK	GAMES	SCHEDULE	OF SCHEDULE	RPI	RPI	RPI	RPI	
DIV. I ONLY	29-30-0	.49153	149	6-4-0	99	156	112	.51498	112	17	17
DIV. I NON-CONF.	7-13-0	.35	229	0-0-0	36	89	110	.51372	110	18	17
<hr/>											
TOTALS	RPI 1-25	RPI 26-50		W-L RECORDS		RPI 51-100		RPI 101-150		RPI 150+	
29-30-0	0-1-0	2-2-0		OVERALL		4-10-0		7-10-0		16-7-0	
13-8-0	0-0-0	0-0-0		HOME		0-1-0		1-2-0		12-5-0	
13-20-0	0-1-0	2-2-0		AWAY		3-9-0		4-6-0		4-2-0	
3-2-0	0-0-0	0-0-0		NEUTRAL		1-0-0		2-2-0		0-0-0	
7-13-0	0-1-0	2-2-0		NON-CONFERENCE		1-6-0		1-3-0		3-1-0	
2-2-0	0-0-0	0-0-0		HOME		0-1-0		0-0-0		2-1-0	
5-11-0	0-1-0	2-0-		AWAY		1-5-0		1-3-0		1-0-0	
0-0-0	0-0-0	0-0-0		NEUTRAL		0-0-0		0-0-0		0-0-0	
22-17-0	0-0-0	0-0-0		CONFERENCE		3-4-0		6-7-0		13-6-0	
11-6-0	0-0-0	0-0-0		HOME		0-0-0		1-2-0		10-4-0	
8-9-0	0-0-0	0-0-0		AWAY		2-4-0		3-3-0		3-2-0	
3-2-0	0-0-0	0-0-0		NEUTRAL		1-0-0		2-2-0		0-0-0	
<hr/>											
RPI	S	Opponent	Score	RPI	S	Opponent	Score	RPI	S	Opponent	Score
15	A	Texas A&M	1 7	32	A	Baylor	0 1	54	A	Sam Houston St.	5 7
				32	A	Baylor	5 2	54	A	Sam Houston St.	6 9
				32	A	Baylor	3 6	54	A	Sam Houston St.	5 1
				45	A	Houston	3 1	54	N	Sam Houston St.	6 4
								60	A	Louisiana Tech	3 5
								60	A	Louisiana Tech	1 3
								60	A	Louisiana Tech	3 9
								80	A	Southeastern La.	2 8
								80	A	Southeastern La.	10 4
								80	A	Southeastern La.	1 4
								89	A	Rice	0 6
								89	A	Rice	8 7
								89	A	Rice	2 10
								100	H	UTSA	5 6

Non-Div. I Games:

Houston Baptist

Houston Baptist

Average RPI Win: 156		WON-LOST	WINNING	LAST 10	STRENGTH OF		OPP. STRENGTH	TEAM	ADJ		CONF.	ADJ CONF.			
Average RPI Loss: 89		RECORD	PCT. RANK	GAMES	SCHEDULE		OF SCHEDULE	RPI	RPI		RPI	RPI			
DIV. I ONLY		28-28-0	.5	140	65		77	113	.51423		113	7			
DIV. I NON-CONF.		14-15-0	.48276	150	147		104	201	.47603		201	10			
TOTALS		RPI 1-25	RPI 26-50		W-L RECORDS		RPI 51-100		RPI 101-150		RPI 150+				
28-28-0		5-12-0	0-3-0		OVERALL		3-0-0		3-4-0		17-9-0				
20-12-0		3-6-0	0-0-0		HOME		0-0-0		2-1-0		15-5-0				
5-14-0		1-4-0	0-3-0		AWAY		3-0-0		0-3-0		1-4-0				
3-2-0		1-2-0	0-0-0		NEUTRAL		0-0-0		1-0-0		1-0-0				
14-15-0		2-5-0	0-3-0		NON-CONFERENCE		0-0-0		2-1-0		10-6-0				
14-8-0		2-3-0	0-0-0		HOME		0-0-0		2-1-0		10-4-0				
0-7-0		0-2-0	0-0-		AWAY		0-0-0		0-0-0		0-2-0				
0-0-0		0-0-0	0-0-0		NEUTRAL		0-0-0		0-0-0		0-0-0				
14-13-0		3-7-0	0-0-0		CONFERENCE		3-0-0		1-3-0		7-3-0				
6-4-0		1-3-0	0-0-0		HOME		0-0-0		0-0-0		5-1-0				
5-7-0		1-2-0	0-0-0		AWAY		3-0-0		0-3-0		1-2-0				
3-2-0		1-2-0	0-0-0		NEUTRAL		0-0-0		1-0-0		1-0-0				
RPI S	Opponent	Score		RPI S	Opponent	Score		RPI S	Opponent	Score		RPI S	Opponent	Score	
1 A	Florida	3	8	33 A	Fla. Atlantic	1	14	85 A	FGCU	3	2	120 A	Kennesaw St.	5	7
1 H	Florida	0	4	33 A	Fla. Atlantic	9	10	85 A	FGCU	16	1	120 A	Kennesaw St.	2	3
4 H	Stetson	3	4	43 A	South Carolina	2	5	85 A	FGCU	9	4	120 A	Kennesaw St.	6	10
4 H	Stetson	3	5									120 N	Kennesaw St.	7	1
4 H	Stetson	4	12									142 H	Southern Ill.	5	4
4 N	Stetson	0	6									142 H	Southern Ill.	9	6
16 H	UConn	6	5									142 H	Southern Ill.	2	6
16 H	UConn	4	5									155 A	NJIT	11	9
16 H	UConn	4	2									155 A	NJIT	1	3
18 A	South Fla.	1	7									155 A	NJIT	1	7
18 H	South Fla.	5	12									174 H	Lipscomb	5	6
21 A	Jacksonville	2	5									174 H	Lipscomb	3	1
21 A	Jacksonville	8	2									174 H	Lipscomb	4	2
21 A	Jacksonville	2	7									174 N	Lipscomb	7	6
21 H	Jacksonville	12	5									188 H	Memphis	7	5
21 N	Jacksonville	3	4									188 H	Memphis	4	1
21 N	Jacksonville	6	2									188 H	Memphis	5	7
												194 A	Bethune-Cookman	3	8
												194 H	Bethune-Cookman	6	1
												208 H	Fairfield	12	16
												208 H	Fairfield	5	1
												208 H	Fairfield	6	1
												210 H	Radford	7	2
												210 H	Radford	8	14
												210 H	Radford	6	12
												230 H	USC Upstate	3	2
												230 H	USC Upstate	13	6
												230 H	USC Upstate	3	0
												256 A	Florida A&M	5	6
												256 H	Florida A&M	13	4
												256 H	Florida A&M	8	6
												256 H	Florida A&M	10	2
												289 H	Savannah St.	7	1
				LAST 10 GAMES											
				4 N	Stetson	0	6	155 A	NJIT	11	9				
				21 N	Jacksonville	6	2	155 A	NJIT	1	7				
				174 N	Lipscomb	7	6	155 A	NJIT	1	3				
				21 N	Jacksonville	3	4	174 H	Lipscomb	3	1				
				120 N	Kennesaw St.	7	1	174 H	Lipscomb	5	6				

Non-Div. I Games:

North Florida

[illegible]

Non-Div. I Games:

Long Beach St.

[illegible]

Non-Div. I Games:

Sacramento St.

RPI	S	Opponent	Score	
229	A	CSU Bakersfi el d	8	6
229	N	CSU Bakersfi el d	17	3
236	A	UTRGV	6	7
236	A	UTRGV	5	2
236	A	UTRGV	5	2
247	H	Utah Val ley	8	2
247	H	Utah Val ley	4	3
247	H	Utah Val ley	10	4
261	H	Chi cago St.	10	0
261	H	Chi cago St.	13	1
261	H	Chi cago St.	10	0

Sacramento St.

S
a
c
r
a
m
e
n
t
o
s
t
.

S
a
c
r
a
m
e
n
t
o
s
t
.

Average RPI Win: 189		WON-LOST RECORD		WINNING PCT. RANK		LAST 10 GAMES		STRENGTH OF SCHEDULE		OPP. STRENGTH OF SCHEDULE		TEAM RPI		ADJ RPI		CONF. RPI		ADJ CONF. RPI					
DIV. I ONLY		35-19-1		.64545		48		6-4-0		219		197		116		.51259		116		18		18	
DIV. I NON-CONF.		18-9-1		.66071		54		0-0-0		237		251		117		.51228		117		19		19	
TOTALS		RPI 1-25		RPI 26-50		W-L RECORDS		RPI 51-100		RPI 101-150		RPI 150+											
35-19-1		1-2-0		0-0-0		OVERALL		4-2-0		7-7-0		23-8-1											
17-10-0		0-0-0		0-0-0		HOME		1-1-0		4-5-0		12-4-0											
17-6-1		1-2-0		0-0-0		AWAY		3-1-0		2-1-0		11-2-1											
1-3-0		0-0-0		0-0-0		NEUTRAL		0-0-0		1-1-0		0-2-0											
18-9-1		1-2-0		0-0-0		NON-CONFERENCE		2-1-0		2-1-0		13-5-1											
11-4-0		0-0-0		0-0-0		HOME		1-1-0		0-0-0		10-3-0											
7-4-1		1-2-0		0-0-		AWAY		1-0-0		2-1-0		3-1-1											
0-1-0		0-0-0		0-0-0		NEUTRAL		0-0-0		0-0-0		0-1-0											
17-10-0		0-0-0		0-0-0		CONFERENCE		2-1-0		5-6-0		10-3-0											
6-6-0		0-0-0		0-0-0		HOME		0-0-0		4-5-0		2-1-0											
10-2-0		0-0-0		0-0-0		AWAY		2-1-0		0-0-0		8-1-0											
1-2-0		0-0-0		0-0-0		NEUTRAL		0-0-0		1-1-0		0-1-0											
RPI	S	Opponent		Score		RPI	S	Opponent		Score		RPI	S	Opponent		Score							
18	A	South Fla.		2	0					75	H	Wagner	7	10	103	H	Rhode Isl and	5	3				
18	A	South Fla.		4	13					81	H	Army West Point	3	2	103	H	Rhode Isl and	4	0				
18	A	South Fla.		2	3					91	A	Wofford	2	1	103	H	Rhode Isl and	2	6				
										99	A	Davi dson	5	4	104	H	George Washi ngton	7	2				
										99	A	Davi dson	4	5	104	H	George Washi ngton	2	7				
										99	A	Davi dson	5	2	104	H	George Washi ngton	3	5				
															104	N	George Washi ngton	0	5				
															117	H	Ri chmond	2	8				
															117	H	Ri chmond	0	1				
															117	H	Ri chmond	11	0				
															128	N	VCU	3	2				
															145	A	James Madi son	6	7				
															145	A	James Madi son	14	6				
															145	A	James Madi son	5	3				
															156	H	Hofstra	1	0				
															175	N	George Mason	0	4				
															178	H	Manhattan	9	1				
															178	H	Manhattan	8	3				
															178	H	Manhattan	0	2				
															185	H	Dayton	3	1				
															185	H	Dayton	10	3				
															185	H	Dayton	1	4				
															186	A	Col umbia	1	10				
															195	A	Yal e	4	3				
															208	H	Fai rfi eld	4	3				
															214	H	LIU Brookl yn	3	2				
															227	A	Sai nt Joseph' s	11	1				
															227	A	Sai nt Joseph' s	4	1				
															227	A	Sai nt Joseph' s	8	7				
															230	A	USC Upstate	4	4				
															237	H	Si ena	3	5				
															237	H	Si ena	8	7				
															239	H	Cornel I	3	4				
															239	H	Cornel I	4	3				
LAST 10 GAMES																							
104 N George Washi ngton						0	5	117 H Ri chmond						11	0								
175 N George Mason						0	4	259 A Massachusetts						10	8								
128 N VCU						3	2	259 A Massachusetts						3	0								
117 H Ri chmond						2	8	259 A Massachusetts						4	1								
117 H Ri chmond						0	1	185 H Dayton						3	1								

Non-Div. I Games:

Fordham

RPI	S	Opponent	Score	
239	H	Cornell	5	3
259	A	Massachusetts	10	8
259	A	Massachusetts	3	0
259	A	Massachusetts	4	1
268	N	Evansville	8	9
275	A	Coppin St.	10	8
275	A	Coppin St.	4	1
283	A	La Salle	5	6
283	A	La Salle	4	3
283	A	La Salle	12	8
295	H	Saint Peter's	29	1
295	H	Saint Peter's	18	0

Fordham

F
o
r
d
h
a
m

F
o
r
d
h
a
m

Average RPI Win:		185	WON-LOST		WINNING		LAST 10		STRENGTH OF		OPP. STRENGTH		TEAM		ADJ		CONF.		ADJ CONF.				
Average RPI Loss:		121	RECORD		PCT. RANK		GAMES		SCHEDULE		OF SCHEDULE		RPI		RPI		RPI		RPI				
DIV. I ONLY			32-24-0		.57143		98		7-3-0		146		171		117		.51208		117				
DIV. I NON-CONF.			15-13-0		.53571		126		1-0-0		171		143		158		.49619		158				
TOTALS		RPI 1-25		RPI 26-50		W-L RECORDS		RPI 51-100		RPI 101-150		RPI 150+											
32-24-0		1-6-0		0-0-0		OVERALL		3-3-0		8-7-0		20-8-0											
19-10-0		0-1-0		0-0-0		HOME		1-2-0		2-3-0		16-4-0											
11-11-0		1-4-0		0-0-0		AWAY		1-0-0		6-3-0		3-4-0											
2-3-0		0-1-0		0-0-0		NEUTRAL		1-1-0		0-1-0		1-0-0											
15-13-0		1-6-0		0-0-0		NON-CONFERENCE		1-0-0		2-3-0		11-4-0											
11-6-0		0-1-0		0-0-0		HOME		0-0-0		2-3-0		9-2-0											
4-6-0		1-4-0		0-0-		AWAY		1-0-0		0-0-0		2-2-0											
0-1-0		0-1-0		0-0-0		NEUTRAL		0-0-0		0-0-0		0-0-0											
17-11-0		0-0-0		0-0-0		CONFERENCE		2-3-0		6-4-0		9-4-0											
8-4-0		0-0-0		0-0-0		HOME		1-2-0		0-0-0		7-2-0											
7-5-0		0-0-0		0-0-0		AWAY		0-0-0		6-3-0		1-2-0											
2-2-0		0-0-0		0-0-0		NEUTRAL		1-1-0		0-1-0		1-0-0											
RPI	S	Opponent		Score		RPI	S	Opponent		Score		RPI	S	Opponent		Score							
4	A	Stetson		1	5					82	A	Virginia	11	3	102	H	Maryland	10	3				
4	A	Stetson		0	7					99	H	Davidson	0	3	104	A	George Washington	6	4				
4	A	Stetson		2	5					99	H	Davidson	2	6	104	A	George Washington	0	6				
8	A	North Carolina		2	6					99	H	Davidson	10	6	104	A	George Washington	5	4				
20	H	Duke		2	13					99	N	Davidson	2	6	104	N	George Washington	4	5				
21	A	Jacksonville		4	3					99	N	Davidson	8	4	116	A	Fordham	1	0				
24	N	Louisville		3	4										116	A	Fordham	8	2				
															116	A	Fordham	0	11				
															128	A	VCU	4	2				
															128	A	VCU	3	0				
															128	A	VCU	1	3				
															129	H	Liberty	5	6				
															139	H	Marist	8	10				
															139	H	Marist	8	7				
															145	H	James Madison	6	10				
															160	H	Monmouth	7	6				
															171	H	VMI	2	11				
															175	A	George Mason	5	1				
															175	A	George Mason	1	5				
															175	A	George Mason	0	1				
															175	N	George Mason	16	2				
															185	H	Dayton	7	3				
															185	H	Dayton	6	7				
															185	H	Dayton	4	0				
															195	H	Yale	8	5				
															202	H	Lehigh	7	0				
															222	H	Binghamton	6	4				
															222	H	Binghamton	3	2				
															222	H	Binghamton	4	5				
															244	A	The Citadel	13	3				
															244	A	The Citadel	2	5				
															248	A	Old Dominion	2	4				
															259	H	Massachusetts	7	1				
															259	H	Massachusetts	17	5				
LAST 10 GAMES						LAST 10 GAMES						LAST 10 GAMES											
104 N George Washington						4	5	116 A Fordham						0	11	82 A Virginia						11	3
99 N Davidson						8	4	283 H La Salle						6	1	244 A The Citadel						13	3
99 N Davidson						2	6	283 H La Salle						8	6	244 A The Citadel						2	5
116 A Fordham						8	2	283 H La Salle						13	6	248 A Old Dominion						2	4
116 A Fordham						1	0									259 H Massachusetts						7	1

Non-Div. I Games:

Ri chmond

RPI	S	Opponent	Score	
259	H	Massachusetts	1	2
264	A	Longwood	3	2
269	H	Princeton	7	3
273	H	Towson	10	5
273	H	Towson	11	5
273	H	Towson	7	3
283	H	La Salle	13	6
283	H	La Salle	8	6
283	H	La Salle	6	1

R
i
c
h
m
o
n
d

R
i
c
h
m
o
n
d

Richmond

Average RPI Win: 144		WON-LOST	WINNING	LAST 10	STRENGTH OF		OPP. STRENGTH	TEAM	ADJ		CONF.	ADJ CONF.
Average RPI Loss: 82		RECORD	PCT. RANK	GAMES	SCHEDULE		OF SCHEDULE	RPI	RPI		RPI	RPI
DIV. I ONLY		30-28-1	.51695	137	7-3-0		124	49	119		.51055	118
DIV. I NON-CONF.		12-12-1	.5	136	0-1-0		114	32	146		.50052	146
TOTALS		RPI 1-25	RPI 26-50		W-L RECORDS		RPI 51-100		RPI 101-150		RPI 150+	
30-28-1		0-7-0	3-7-0		OVERALL		8-8-0		3-0-0		16-6-1	
17-14-0		0-1-0	2-5-0		HOME		6-6-0		0-0-0		9-2-0	
11-12-1		0-6-0	1-0-0		AWAY		0-2-0		3-0-0		7-4-1	
2-2-0		0-0-0	0-2-0		NEUTRAL		2-0-0		0-0-0		0-0-0	
12-12-1		0-4-0	2-3-0		NON-CONFERENCE		2-3-0		0-0-0		8-2-1	
9-7-0		0-1-0	1-3-0		HOME		2-1-0		0-0-0		6-2-0	
3-5-1		0-3-0	1-0-		AWAY		0-2-0		0-0-0		2-0-1	
0-0-0		0-0-0	0-0-0		NEUTRAL		0-0-0		0-0-0		0-0-0	
18-16-0		0-3-0	1-4-0		CONFERENCE		6-5-0		3-0-0		8-4-0	
8-7-0		0-0-0	1-2-0		HOME		4-5-0		0-0-0		3-0-0	
8-7-0		0-3-0	0-0-0		AWAY		0-0-0		3-0-0		5-4-0	
2-2-0		0-0-0	0-2-0		NEUTRAL		2-0-0		0-0-0		0-0-0	
RPI S	Opponent	Score	RPI S	Opponent	Score	RPI S	Opponent	Score	RPI S	Opponent	Score	
15 A	Texas A&M	5 7	32 A	Baylor	6 1	56 H	Louisiana	8 6	132 A	Georgia St.	10 9	
17 A	Coastal Caro.	0 8	32 H	Baylor	5 17	56 H	Louisiana	4 7	132 A	Georgia St.	9 3	
17 A	Coastal Caro.	3 7	39 N	Troy	1 5	56 H	Louisiana	6 5	132 A	Georgia St.	10 5	
17 A	Coastal Caro.	3 11	39 N	Troy	0 10	56 N	Louisiana	11 1	177 A	Arkansas St.	1 6	
22 A	Texas	2 6	41 H	Oklahoma St.	5 6	78 H	Ga. Southern	7 10	177 A	Arkansas St.	10 3	
22 A	Texas	10 11	41 H	Oklahoma St.	2 6	78 H	Ga. Southern	6 7	177 A	Arkansas St.	1 2	
22 H	Texas	1 6	41 H	Oklahoma St.	10 1	78 H	Ga. Southern	4 3	179 H	Appalachian St.	3 2	
			49 H	South Alabama	5 2	89 A	Rice	6 8	179 H	Appalachian St.	7 2	
			49 H	South Alabama	10 11	89 H	Rice	6 2	179 H	Appalachian St.	8 2	
			49 H	South Alabama	1 10	93 H	Little Rock	10 6	183 A	UT Arlington	8 2	
						93 H	Little Rock	3 6	183 A	UT Arlington	5 1	
						93 H	Little Rock	4 7	183 A	UT Arlington	5 2	
						93 N	Little Rock	6 3	184 A	UC Santa Barbara	6 5	
						100 A	UTSA	2 7	184 A	UC Santa Barbara	4 4	
						100 H	UTSA	5 2	184 A	UC Santa Barbara	1 0	
						100 H	UTSA	3 5	191 H	McNeese	0 1	
									191 H	McNeese	12 1	
									191 H	McNeese	4 3	
									196 H	Incarinate Word	6 5	
									197 A	La. -Monroe	2 3	
									197 A	La. -Monroe	0 1	
									197 A	La. -Monroe	8 2	
									236 H	UTRGV	1 2	
									260 H	SFA	7 6	
									260 H	SFA	6 3	
									260 H	SFA	13 0	
LAST 10 GAMES												
			39 N	Troy	0 10	183 A	UT Arlington	5 1				
			56 N	Louisiana	11 1	183 A	UT Arlington	5 2				
			93 N	Little Rock	6 3	22 A	Texas	2 6				
			39 N	Troy	1 5	56 H	Louisiana	8 6				
			183 A	UT Arlington	8 2	56 H	Louisiana	6 5				

Non-Div. I Games:

Texas St.

Average RPI Win: 189		WON-LOST RECORD		WINNING PCT. RANK		LAST 10 GAMES		STRENGTH OF SCHEDULE		OPP. STRENGTH OF SCHEDULE		TEAM RPI		ADJ RPI		CONF. RPI		ADJ CONF. RPI	
DIV. I ONLY		31-20-0		.60784		68		5-5-0		200		184		120		.51044		119	
DIV. I NON-CONF.		21-10-0		.67742		45		1-0-0		247		264		100		.51669		100	
TOTALS		RPI 1-25		RPI 26-50		W-L RECORDS		RPI 51-100		RPI 101-150		RPI 150+							
31-20-0		0-0-0		1-6-0		OVERALL		4-6-0		3-2-0		23-6-0							
10-9-0		0-0-0		0-0-0		HOME		1-4-0		3-0-0		6-5-0							
10-7-0		0-0-0		1-5-0		AWAY		1-0-0		0-1-0		8-1-0							
11-4-0		0-0-0		0-1-0		NEUTRAL		2-2-0		0-1-0		9-0-0							
21-10-0		0-0-0		0-3-0		NON-CONFERENCE		2-1-0		3-2-0		16-4-0							
6-4-0		0-0-0		0-0-0		HOME		1-1-0		3-0-0		2-3-0							
6-5-0		0-0-0		0-0-		AWAY		1-0-0		0-1-0		5-1-0							
9-1-0		0-0-0		0-0-0		NEUTRAL		0-0-0		0-1-0		9-0-0							
10-10-0		0-0-0		1-3-0		CONFERENCE		2-5-0		0-0-0		7-2-0							
4-5-0		0-0-0		0-0-0		HOME		0-3-0		0-0-0		4-2-0							
4-2-0		0-0-0		1-2-0		AWAY		0-0-0		0-0-0		3-0-0							
2-3-0		0-0-0		0-1-0		NEUTRAL		2-2-0		0-0-0		0-0-0							
RPI	S	Opponent	Score		RPI	S	Opponent	Score		RPI	S	Opponent	Score						
			27	A	St. John's (NY)	2	4	59	N	Creighton	6	4	109	N	Pittsburgh	0	3		
			27	A	St. John's (NY)	1	3	59	N	Creighton	2	3	123	A	Illinois St.	1	2		
			27	A	St. John's (NY)	3	0	65	A	UNCW	6	2	123	H	Illinois St.	10	9		
			27	N	St. John's (NY)	8	12	70	H	Seton Hall	1	6	148	H	Ball St.	6	2		
			29	A	Indiana	3	10	70	H	Seton Hall	5	7	149	H	Miami (OH)	4	3		
			29	A	Indiana	5	6	70	H	Seton Hall	0	3	158	H	Xavier	8	4		
			29	A	Indiana	0	13	70	N	Seton Hall	2	1	158	H	Xavier	6	4		
								70	N	Seton Hall	3	4	158	H	Xavier	6	9		
								72	H	Indiana St.	4	11	173	N	Eastern Ky.	6	5		
								96	H	Morehead St.	4	2	175	N	George Mason	5	3		
													175	N	George Mason	3	0		
													175	N	George Mason	12	1		
													175	N	George Mason	5	4		
													187	H	Georgetown	3	5		
													187	H	Georgetown	3	0		
													187	H	Georgetown	15	8		
													198	H	Valparaiso	2	9		
													202	N	Lehigh	12	1		
													202	N	Lehigh	15	6		
													207	A	Western Mich.	3	0		
													207	A	Western Mich.	13	3		
													207	A	Western Mich.	1	4		
													217	H	Tolledo	8	9		
													219	A	Eastern Mich.	11	6		
													228	A	Eastern Ill.	6	3		
													281	A	Villanova	5	4		
													281	A	Villanova	13	5		
													281	A	Villanova	4	3		
													291	A	Fort Wayne	9	5		
													291	H	Fort Wayne	8	7		
													291	H	Fort Wayne	8	7		
													291	H	Fort Wayne	1	5		
													295	N	Saint Peter's	19	1		
													295	N	Saint Peter's	5	1		
LAST 10 GAMES																			
			70	N	Seton Hall	3	4	27	A	St. John's (NY)	2	4							
			27	N	St. John's (NY)	8	12	219	A	Eastern Mich.	11	6							
			70	N	Seton Hall	2	1	187	H	Georgetown	3	5							
			27	A	St. John's (NY)	1	3	187	H	Georgetown	3	0							
			27	A	St. John's (NY)	3	0	187	H	Georgetown	15	8							

Non-Div. I Games: St. Francis (IN) 11 1 Anderson (IN) 13 4 Ind.-Kokomo 9 7

Butler

Average RPI Win:		158	WON-LOST RECORD		WINNING PCT. RANK		LAST 10 GAMES		STRENGTH OF SCHEDULE		OPP. STRENGTH OF SCHEDULE		TEAM RPI		ADJ RPI		CONF. RPI		ADJ CONF. RPI				
DIV. I ONLY			25-30-0		.45455 183		1-9-0		28		98		121		.51008 120		7 7						
DIV. I NON-CONF.			14-18-0		.4375 188		0-2-0		48		126		160		.49511 160		10 10						
TOTALS		RPI 1-25		RPI 26-50		W-L RECORDS		RPI 51-100		RPI 101-150		RPI 150+											
25-30-0		3-12-0		1-2-0		OVERALL		4-6-0		4-5-0		13-5-0											
19-15-0		3-6-0		0-0-0		HOME		2-3-0		3-2-0		11-4-0											
6-13-0		0-5-0		1-2-0		AWAY		2-3-0		1-2-0		2-1-0											
0-2-0		0-1-0		0-0-0		NEUTRAL		0-0-0		0-1-0		0-0-0											
14-18-0		1-7-0		1-2-0		NON-CONFERENCE		3-4-0		1-4-0		8-1-0											
11-11-0		1-5-0		0-0-0		HOME		2-3-0		0-2-0		8-1-0											
3-7-0		0-2-0		1-0-		AWAY		1-1-0		1-2-0		0-0-0											
0-0-0		0-0-0		0-0-0		NEUTRAL		0-0-0		0-0-0		0-0-0											
11-12-0		2-5-0		0-0-0		CONFERENCE		1-2-0		3-1-0		5-4-0											
8-4-0		2-1-0		0-0-0		HOME		0-0-0		3-0-0		3-3-0											
3-6-0		0-3-0		0-0-0		AWAY		1-2-0		0-0-0		2-1-0											
0-2-0		0-1-0		0-0-0		NEUTRAL		0-0-0		0-1-0		0-0-0											
RPI	S	Opponent		Score		RPI	S	Opponent		Score		RPI	S	Opponent		Score		RPI	S	Opponent		Score	
4	H	Stetson		4	3	42	A	Oklahoma		1	3	55	A	Georgia Tech		7	17	113	H	North Florida		7	5
4	H	Stetson		9	6	42	A	Oklahoma		9	4	78	A	Ga. Southern		12	3	113	H	North Florida		10	6
4	H	Stetson		6	7	42	A	Oklahoma		1	4	78	H	Ga. Southern		3	9	113	H	North Florida		3	2
4	N	Stetson		1	2							85	A	FGCU		2	1	113	N	North Florida		1	7
9	A	Georgia		3	15							85	A	FGCU		0	3	122	A	Jacksonville St.		1	3
9	H	Georgia		4	14							85	A	FGCU		3	4	132	A	Georgia St.		15	9
11	A	Clemson		4	9							86	H	Bradley		4	6	132	H	Georgia St.		4	7
11	H	Clemson		2	7							95	H	Samford		9	3	141	A	Mercer		5	7
13	H	Minnesota		3	9							95	H	Samford		1	2	141	H	Mercer		0	4
13	H	Minnesota		8	11							95	H	Samford		9	3	155	H	NJIT		5	12
16	H	UConn		7	3													155	H	NJIT		2	3
21	A	Jacksonville		2	5													155	H	NJIT		7	2
21	A	Jacksonville		3	11													174	H	Lipscomb		5	1
21	A	Jacksonville		1	15													174	H	Lipscomb		8	6
23	H	Tennessee Tech		2	4													174	H	Lipscomb		5	6
																		230	A	USC Upstate		5	2
																		230	A	USC Upstate		3	9
																		230	A	USC Upstate		9	4
																		245	H	Sacred Heart		3	2
																		245	H	Sacred Heart		7	6
																		245	H	Sacred Heart		2	4
																		268	H	Evansville		7	6
																		268	H	Evansville		10	9
																		268	H	Evansville		8	6
																		271	H	Grambling		14	2
																		271	H	Grambling		26	7
																		271	H	Grambling		23	6
						LAST 10 GAMES																	
4 N Stetson						1	2	11 H Clemson						2	7								
113 N North Florida						1	7	155 H NJIT						2	3								
21 A Jacksonville						1	15	155 H NJIT						7	2								
21 A Jacksonville						3	11	155 H NJIT						5	12								
21 A Jacksonville						2	5	78 H Ga. Southern						3	9								

Non-Div. I Games:

Kennesaw St.

CSUN

Average RPI Win: 162		WON-LOST RECORD		WINNING PCT. RANK		LAST 10 GAMES		STRENGTH OF SCHEDULE		OPP. STRENGTH OF SCHEDULE		TEAM RPI		ADJ RPI		CONF. RPI		ADJ CONF. RPI				
DIV. I ONLY		28-30-0		.48276 153		6-4-0		108		118		122		.50978 121		14		14				
DIV. I NON-CONF.		15-19-0		.44118 186		2-2-0		65		112		113		.51254 113		11		11				
TOTALS		RPI 1-25		RPI 26-50		W-L RECORDS		RPI 51-100		RPI 101-150		RPI 150+										
28-30-0		0-3-0		1-6-0		OVERALL		1-3-0		9-12-0		17-6-0										
13-12-0		0-0-0		1-0-0		HOME		0-1-0		4-8-0		8-3-0										
13-18-0		0-3-0		0-6-0		AWAY		1-2-0		5-4-0		7-3-0										
2-0-0		0-0-0		0-0-0		NEUTRAL		0-0-0		0-0-0		2-0-0										
15-19-0		0-3-0		1-6-0		NON-CONFERENCE		0-1-0		6-6-0		8-3-0										
7-6-0		0-0-0		1-0-0		HOME		0-1-0		1-2-0		5-3-0										
6-13-0		0-3-0		0-0-		AWAY		0-0-0		5-4-0		1-0-0										
2-0-0		0-0-0		0-0-0		NEUTRAL		0-0-0		0-0-0		2-0-0										
13-11-0		0-0-0		0-0-0		CONFERENCE		1-2-0		3-6-0		9-3-0										
6-6-0		0-0-0		0-0-0		HOME		0-0-0		3-6-0		3-0-0										
7-5-0		0-0-0		0-0-0		AWAY		1-2-0		0-0-0		6-3-0										
0-0-0		0-0-0		0-0-0		NEUTRAL		0-0-0		0-0-0		0-0-0										
RPI	S	Opponent		Score		RPI	S	Opponent		Score		RPI	S	Opponent		Score						
25	A	Missouri St.		2	3	26	A	UCLA		2	15	52	A	Cal St. Fullerton		6	3	101	A	Pepperdi ne	10	4
25	A	Missouri St.		2	8	26	H	UCLA		4	3	52	A	Cal St. Fullerton		4	11	101	A	Pepperdi ne	1	6
25	A	Missouri St.		0	5	37	A	Ohio St.		3	7	52	A	Cal St. Fullerton		0	3	101	H	Pepperdi ne	2	3
						37	A	Ohio St.		1	2	74	H	UNLV		5	7	101	H	Pepperdi ne	8	4
						37	A	Ohio St.		6	11							110	H	UC Irvine	4	5
						47	A	Illinois		7	12							110	H	UC Irvine	4	8
						50	A	San Diego St.		2	3							110	H	UC Irvine	2	4
																		114	H	Long Beach St.	2	3
																		114	H	Long Beach St.	2	1
																		114	H	Long Beach St.	5	7
																		124	A	Grand Canyon	8	13
																		124	A	Grand Canyon	4	1
																		125	A	Southern Cal i forni a	9	3
																		125	A	Southern Cal i forni a	2	1
																		125	A	Southern Cal i forni a	4	8
																		130	H	Cal Poly	4	5
																		130	H	Cal Poly	10	7
																		130	H	Cal Poly	5	3
																		138	A	Fresno St.	15	2
																		138	A	Fresno St.	2	8
																		138	H	Fresno St.	3	6
																		153	A	Hawai i	3	5
																		153	A	Hawai i	12	7
																		153	A	Hawai i	2	0
																		178	H	Manhattan	21	5
																		178	H	Manhattan	5	1
																		178	H	Manhattan	31	5
																		184	A	UC Santa Barbara	0	12
																		184	A	UC Santa Barbara	6	3
																		184	A	UC Santa Barbara	6	4
																		193	H	BYU	8	10
																		193	H	BYU	10	9
																		193	H	BYU	3	5
																		193	H	BYU	5	6
				LAST 10 GAMES																		
				125	A	Southern Cal i forni a		4	8	52	A	Cal St. Fullerton		6	3	184	A	UC Santa Barbara	0	12		
				125	A	Southern Cal i forni a		9	3	26	A	UCLA		2	15	184	A	UC Santa Barbara	6	3		
				125	A	Southern Cal i forni a		2	1	212	H	UC Davi s		5	2	184	A	UC Santa Barbara	6	4		
				52	A	Cal St. Fullerton		4	11	212	H	UC Davi s		2	1	193	H	BYU	8	10		
				52	A	Cal St. Fullerton		0	3	212	H	UC Davi s		6	2	193	H	BYU	10	9		

Non-Div. I Games:

CSUN

RPI	S	Opponent	Score	
198	N	Val parai so	14	13
198	N	Val parai so	6	5
212	H	UC Davi s	6	2
212	H	UC Davi s	5	2
212	H	UC Davi s	2	1
229	A	CSU Bakersfi el d	8	1
229	H	CSU Bakersfi el d	13	7
234	A	UC Ri versi de	3	2
234	A	UC Ri versi de	6	1
234	A	UC Ri versi de	4	6

CSUN

C
S
U
N

C
S
U
N

Average RPI Win: 196		WON-LOST RECORD		WINNING PCT. RANK		LAST 10 GAMES		STRENGTH OF SCHEDULE		OPP. STRENGTH OF SCHEDULE		TEAM RPI		ADJ RPI		CONF. RPI		ADJ CONF. RPI	
DIV. I ONLY		32-25-0		.5614 105		7-3-0		148		175		123		.50961 122		20		20	
DIV. I NON-CONF.		12-11-0		.52174 131		1-0-0		82		98		105		.51508 105		17		18	
TOTALS		RPI 1-25		RPI 26-50		W-L RECORDS		RPI 51-100		RPI 101-150		RPI 150+							
32-25-0		0-7-0		0-2-0		OVERALL		2-5-0		8-3-0		22-8-0							
17-12-0		0-3-0		0-1-0		HOME		0-1-0		5-2-0		12-5-0							
13-11-0		0-3-0		0-1-0		AWAY		2-4-0		2-1-0		9-2-0							
2-2-0		0-1-0		0-0-0		NEUTRAL		0-0-0		1-0-0		1-1-0							
12-11-0		0-3-0		0-2-0		NON-CONFERENCE		1-3-0		6-1-0		5-2-0							
8-6-0		0-3-0		0-1-0		HOME		0-1-0		4-0-0		4-1-0							
4-5-0		0-0-0		0-0-		AWAY		1-2-0		2-1-0		1-1-0							
0-0-0		0-0-0		0-0-0		NEUTRAL		0-0-0		0-0-0		0-0-0							
20-14-0		0-4-0		0-0-0		CONFERENCE		1-2-0		2-2-0		17-6-0							
9-6-0		0-0-0		0-0-0		HOME		0-0-0		1-2-0		8-4-0							
9-6-0		0-3-0		0-0-0		AWAY		1-2-0		0-0-0		8-1-0							
2-2-0		0-1-0		0-0-0		NEUTRAL		0-0-0		1-0-0		1-1-0							
RPI	S	Opponent		Score		RPI	S	Opponent		Score		RPI	S	Opponent		Score			
21	H	Jacksonville		4	6	39	A	Troy		2	8	82	A	Alabama		8	9		
21	H	Jacksonville		6	17	39	H	Troy		13	16	82	A	Alabama		4	0		
21	H	Jacksonville		1	4							95	A	Samford		3	9		
23	A	Tennessee Tech		8	9							95	H	Samford		7	9		
23	A	Tennessee Tech		7	8							96	A	Morehead St.		12	24		
23	A	Tennessee Tech		7	11							96	A	Morehead St.		8	13		
23	N	Tennessee Tech		2	5							96	A	Morehead St.		8	4		

Non-Div. I Games:

Jacksonville St.

RPI	S	Opponent	Score	
243	H	Murray St.	21	3
265	H	UT Martin	9	3
265	H	UT Martin	1	8
265	H	UT Martin	6	5
267	A	Belmont	18	4
267	A	Belmont	5	4
267	A	Belmont	4	3

Jacksonville St.

J
a
c
k
s
o
n
v
i
l
l
e
s
t
.

J
a
c
k
s
o
n
v
i
l
l
e
s
t
.

Average RPI Win: 140		WON-LOST	WINNING	LAST 10	STRENGTH OF		OPP. STRENGTH	TEAM	ADJ	CONF.	ADJ CONF.
Average RPI Loss: 103		RECORD	PCT. RANK	GAMES	SCHEDULE		OF SCHEDULE	RPI	RPI	RPI	RPI
DIV. I ONLY		21-29-0	.42	209	5-5-0		64	142	118	.50916	123
DIV. I NON-CONF.		12-15-0	.44444	185	0-0-0		44	173	68	.53404	72
TOTALS		RPI 1-25	RPI 26-50		W-L RECORDS		RPI 51-100		RPI 101-150		RPI 150+
21-29-0		1-5-0	1-4-0		OVERALL		8-8-0		2-3-0		9-9-0
6-10-0		0-0-0	1-2-0		HOME		1-4-0		2-2-0		2-2-0
15-17-0		1-5-0	0-1-0		AWAY		7-3-0		0-1-0		7-7-0
0-2-0		0-0-0	0-1-0		NEUTRAL		0-1-0		0-0-0		0-0-0
12-15-0		1-2-0	0-1-0		NON-CONFERENCE		5-4-0		1-1-0		5-7-0
1-3-0		0-0-0	0-0-0		HOME		0-2-0		1-0-0		0-1-0
11-12-0		1-2-0	0-0-0		AWAY		5-2-0		0-1-0		5-6-0
0-0-0		0-0-0	0-0-0		NEUTRAL		0-0-0		0-0-0		0-0-0
9-14-0		0-3-0	1-3-0		CONFERENCE		3-4-0		1-2-0		4-2-0
5-7-0		0-0-0	1-2-0		HOME		1-2-0		1-2-0		2-1-0
4-5-0		0-3-0	0-0-0		AWAY		2-1-0		0-0-0		2-1-0
0-2-0		0-0-0	0-1-0		NEUTRAL		0-1-0		0-0-0		0-0-0
RPI S	Opponent	Score	RPI S	Opponent	Score	RPI S	Opponent	Score	RPI S	Opponent	Score
23 A	Tennessee Tech	4 7	36 H	DBU	4 9	59 H	Creighton	5 7	119 A	Butler	9 10
23 A	Tennessee Tech	17 30	36 H	DBU	11 17	59 H	Creighton	1 5	119 H	Butler	2 1
23 A	Tennessee Tech	16 8	36 H	DBU	4 3	63 A	Washington	2 5	142 H	Southern Ill.	4 6
25 A	Missouri St.	2 4	36 N	DBU	6 10	63 A	Washington	5 4	142 H	Southern Ill.	6 5
25 A	Missouri St.	3 6	47 A	Illinois	2 4	63 A	Washington	13 6	142 H	Southern Ill.	5 7
25 A	Missouri St.	3 12				63 A	Washington	3 2	153 A	Hawaii	3 7
						72 A	Indiana St.	8 7	153 A	Hawaii	6 7
						72 A	Indiana St.	5 2	153 A	Hawaii	1 6
						72 A	Indiana St.	2 5	153 A	Hawaii	6 7
						86 H	Bradley	13 6	177 A	Arkansas St.	18 3
						86 H	Bradley	3 9	177 A	Arkansas St.	0 1
						86 H	Bradley	6 9	177 A	Arkansas St.	11 4
						86 N	Bradley	2 14	198 H	Valparaiso	1 2
						96 A	Morehead St.	13 10	198 H	Valparaiso	8 0
						96 A	Morehead St.	18 7	198 H	Valparaiso	13 3
						96 A	Morehead St.	5 6	218 A	Milwaukee	5 3
									220 H	SIUE	2 7
									228 A	Eastern Ill.	13 17
									233 A	Northern Ill.	7 6
									268 A	Evansville	14 11
									268 A	Evansville	2 9
									268 A	Evansville	11 7
									280 A	Western Ill.	8 4
LAST 10 GAMES											
			36 N	DBU	6 10		198 H	Valparaiso	8 0		
			86 N	Bradley	2 14		198 H	Valparaiso	13 3		
			268 A	Evansville	14 11		198 H	Valparaiso	1 2		
			268 A	Evansville	11 7		86 H	Bradley	13 6		
			268 A	Evansville	2 9		86 H	Bradley	3 9		

Non-Div. I Games: St. Francis (IL) 11 3 Ill. Wesleyan 4 10

Illinois St.

Average RPI Win:		175	WON-LOST RECORD		WINNING PCT. RANK		LAST 10 GAMES		STRENGTH OF SCHEDULE		OPP. STRENGTH OF SCHEDULE		TEAM RPI		ADJ RPI		CONF. RPI		ADJ CONF. RPI					
DIV. I ONLY			33-24-0		.57895		93		6-4-0		181		133		124		.50843		124		21		21	
DIV. I NON-CONF.			14-17-0		.45161		181		1-1-0		180		19		198		.47821		198		24		24	
TOTALS		RPI 1-25		RPI 26-50		W-L RECORDS		RPI 51-100		RPI 101-150		RPI 150+												
33-24-0		0-0-0		2-4-0		OVERALL		6-7-0		4-4-0		21-9-0												
20-11-0		0-0-0		0-1-0		HOME		6-4-0		3-2-0		11-4-0												
12-11-0		0-0-0		2-3-0		AWAY		0-3-0		0-1-0		10-4-0												
1-2-0		0-0-0		0-0-0		NEUTRAL		0-0-0		1-1-0		0-1-0												
14-17-0		0-0-0		2-4-0		NON-CONFERENCE		4-6-0		2-2-0		6-5-0												
10-9-0		0-0-0		0-1-0		HOME		4-3-0		1-1-0		5-4-0												
3-8-0		0-0-0		2-0-		AWAY		0-3-0		0-1-0		1-1-0												
1-0-0		0-0-0		0-0-0		NEUTRAL		0-0-0		1-0-0		0-0-0												
19-7-0		0-0-0		0-0-0		CONFERENCE		2-1-0		2-2-0		15-4-0												
10-2-0		0-0-0		0-0-0		HOME		2-1-0		2-1-0		6-0-0												
9-3-0		0-0-0		0-0-0		AWAY		0-0-0		0-0-0		9-3-0												
0-2-0		0-0-0		0-0-0		NEUTRAL		0-0-0		0-1-0		0-1-0												
RPI	S	Opponent	Score		RPI	S	Opponent	Score		RPI	S	Opponent	Score		RPI	S	Opponent	Score						
					46	A	Arizona	6	20	52	A	Cal St. Fullerton	0	2	115	H	Sacramento St.	10	2					
					46	H	Arizona	1	16	52	A	Cal St. Fullerton	2	10	115	H	Sacramento St.	5	9					
					47	A	Illinois	5	1	52	A	Cal St. Fullerton	3	7	115	H	Sacramento St.	8	5					
					47	A	Illinois	2	3	57	H	TCU	2	3	115	N	Sacramento St.	2	8					
					47	A	Illinois	5	3	57	H	TCU	9	8	121	H	CSUN	1	4					
					50	A	San Diego St.	4	5	57	H	TCU	6	14	121	H	CSUN	13	8					
										74	H	UNLV	5	3	126	A	San Diego	4	8					
										74	H	UNLV	10	6	130	N	Cal Poly	5	1					
										87	H	New Mexico St.	13	3	163	H	New Mexico	7	3					
										87	H	New Mexico St.	8	4	163	H	New Mexico	4	10					
										87	H	New Mexico St.	1	13	169	A	Loyola Marymount	11	5					
										90	H	Kansas	5	6	182	A	Seattle U	12	3					
										90	H	Kansas	12	2	182	A	Seattle U	7	5					
															182	A	Seattle U	5	3					
															182	N	Seattle U	2	3					
															190	H	Washington St.	4	5					
															198	H	Valparaiso	7	11					
															198	H	Valparaiso	6	12					
															216	A	Northern Colo.	18	1					
															216	A	Northern Colo.	9	6					
															216	A	Northern Colo.	4	7					
															229	A	CSU Bakersfield	13	4					
															229	A	CSU Bakersfield	8	5					
															229	A	CSU Bakersfield	7	9					
															234	A	UC Riverside	8	9					
															234	H	UC Riverside	6	1					
															236	A	UTRGV	8	3					
															236	A	UTRGV	5	0					
															236	A	UTRGV	1	9					
															240	H	Penn St.	8	1					
															240	H	Penn St.	8	7					
															240	H	Penn St.	8	7					
															247	H	Utah Valley	5	2					
															247	H	Utah Valley	11	2					
LAST 10 GAMES																								

Non-Div. I Games:

Grand Canyon

Grand Canyon

Average RPI Win: 142		WON-LOST	WINNING	LAST 10	STRENGTH OF		OPP. STRENGTH	TEAM	ADJ		CONF.	ADJ CONF.
Average RPI Loss: 76		RECORD	PCT. RANK	GAMES	SCHEDULE		OF SCHEDULE	RPI	RPI		RPI	RPI
DIV. I ONLY		26-28-0	.48148	157	4-6-0		103	37	125		5	5
DIV. I NON-CONF.		13-10-0	.56522	109	2-3-0		227	56	169		5	5
TOTALS		RPI 1-25	RPI 26-50		W-L RECORDS		RPI 51-100		RPI 101-150		RPI 150+	
26-28-0		2-7-0	2-5-0		OVERALL		5-7-0		5-5-0		12-4-0	
15-15-0		1-2-0	1-2-0		HOME		3-5-0		2-3-0		8-3-0	
10-13-0		1-5-0	0-3-0		AWAY		2-2-0		3-2-0		4-1-0	
1-0-0		0-0-0	1-0-0		NEUTRAL		0-0-0		0-0-0		0-0-0	
13-10-0		1-2-0	0-0-0		NON-CONFERENCE		1-2-0		3-4-0		8-2-0	
8-7-0		0-0-0	0-0-0		HOME		0-2-0		2-3-0		6-2-0	
5-3-0		1-2-0	0-0-		AWAY		1-0-0		1-1-0		2-0-0	
0-0-0		0-0-0	0-0-0		NEUTRAL		0-0-0		0-0-0		0-0-0	
13-18-0		1-5-0	2-5-0		CONFERENCE		4-5-0		2-1-0		4-2-0	
7-8-0		1-2-0	1-2-0		HOME		3-3-0		0-0-0		2-1-0	
5-10-0		0-3-0	0-3-0		AWAY		1-2-0		2-1-0		2-1-0	
1-0-0		0-0-0	1-0-0		NEUTRAL		0-0-0		0-0-0		0-0-0	
RPI S	Opponent	Score	RPI S	Opponent	Score	RPI S	Opponent	Score	RPI S	Opponent	Score	
2 A	Stanford	1 11	26 A	UCLA	2 19	52 A	Cal St. Fullerton	3 1	110 A	UC Irvine	7 8	
2 A	Stanford	0 18	26 A	UCLA	1 16	52 H	Cal St. Fullerton	3 4	110 H	UC Irvine	8 2	
2 A	Stanford	1 5	26 A	UCLA	3 7	57 H	TCU	1 10	114 A	Long Beach St.	5 1	
3 A	Arkansas	6 7	26 N	UCLA	3 2	63 H	Washington	2 5	114 H	Long Beach St.	5 8	
3 A	Arkansas	3 1	46 H	Ari zona	12 2	63 H	Washington	1 0	121 H	CSUN	3 9	
3 A	Arkansas	0 4	46 H	Ari zona	2 14	63 H	Washington	5 9	121 H	CSUN	8 4	
7 H	Oregon St.	0 4	46 H	Ari zona	2 4	73 H	Cal i forni a	9 8	121 H	CSUN	1 2	
7 H	Oregon St.	8 0				73 H	Cal i forni a	2 6	127 A	Ari zona St.	1 5	
7 H	Oregon St.	1 8				73 H	Cal i forni a	11 4	127 A	Ari zona St.	8 4	
						98 A	Oregon	1 2	127 A	Ari zona St.	10 1	
						98 A	Oregon	2 9	169 A	Loyola Marymount	6 1	
						98 A	Oregon	10 2	169 H	Loyola Marymount	3 2	
									184 A	UC Santa Barbara	9 3	
									184 H	UC Santa Barbara	5 8	
									190 A	Washington St.	8 6	
									190 A	Washington St.	9 3	
									190 A	Washington St.	4 8	
									209 H	Utah	0 4	
									209 H	Utah	2 0	
									209 H	Utah	5 2	
									247 H	Utah Valley	5 4	
									247 H	Utah Valley	1 5	
									247 H	Utah Valley	8 6	
									281 H	Villanova	12 6	
									281 H	Villanova	5 2	
									281 H	Villanova	15 6	
			LAST 10 GAMES									
			121 H	CSUN	8 4	7 H	Oregon St.	1 8				
			121 H	CSUN	3 9	7 H	Oregon St.	0 4				
			121 H	CSUN	1 2	110 H	UC Irvi ne	8 2				
			52 H	Cal St. Fullerton	3 4	190 A	Washington St.	9 3				
			7 H	Oregon St.	8 0	190 A	Washington St.	4 8				

Non-Div. I Games:

Southern Cal i forni a

Average RPI Win:		120	WON-LOST RECORD		WINNING PCT. RANK		LAST 10 GAMES		STRENGTH OF SCHEDULE		OPP. STRENGTH OF SCHEDULE		TEAM RPI		ADJ RPI		CONF. RPI		ADJ CONF. RPI		
DIV. I ONLY			23-32-0		.41818	210	3-7-0		38		102		126		.50709		126	15		15	
DIV. I NON-CONF.			11-17-0		.39286	212	0-4-0		1		16		82		.52748		82	12		12	
TOTALS		RPI 1-25		RPI 26-50		W-L RECORDS		RPI 51-100		RPI 101-150		RPI 150+									
23-32-0		1-4-0		4-6-0		OVERALL		5-5-0		2-8-0		11-9-0									
13-16-0		1-0-0		2-4-0		HOME		5-4-0		2-4-0		3-4-0									
10-16-0		0-4-0		2-2-0		AWAY		0-1-0		0-4-0		8-5-0									
0-0-0		0-0-0		0-0-0		NEUTRAL		0-0-0		0-0-0		0-0-0									
11-17-0		1-4-0		4-6-0		NON-CONFERENCE		4-3-0		1-3-0		1-1-0									
8-9-0		1-0-0		2-4-0		HOME		4-2-0		1-2-0		0-1-0									
3-8-0		0-4-0		2-0-		AWAY		0-1-0		0-1-0		1-0-0									
0-0-0		0-0-0		0-0-0		NEUTRAL		0-0-0		0-0-0		0-0-0									
12-15-0		0-0-0		0-0-0		CONFERENCE		1-2-0		1-5-0		10-8-0									
5-7-0		0-0-0		0-0-0		HOME		1-2-0		1-2-0		3-3-0									
7-8-0		0-0-0		0-0-0		AWAY		0-0-0		0-3-0		7-5-0									
0-0-0		0-0-0		0-0-0		NEUTRAL		0-0-0		0-0-0		0-0-0									
RPI	S	Opponent	Score		RPI	S	Opponent	Score		RPI	S	Opponent	Score		RPI	S	Opponent	Score			
2	A	Stanford	0	3	29	H	Indiana	6	5	52	A	Cal St. Fullerton	3	9	101	A	Pepperdine	4	7		
3	H	Arkansas	7	6	29	H	Indiana	4	8	52	H	Cal St. Fullerton	10	4	101	A	Pepperdine	0	4		
7	A	Oregon St.	6	19	29	H	Indiana	5	6	58	H	Michigan	5	1	101	A	Pepperdine	1	14		
7	A	Oregon St.	6	23	29	H	Indiana	4	10	62	H	Gonzaga	5	4	110	A	UC Irvine	7	10		
10	A	Texas Tech	6	11	45	A	Houston	7	4	62	H	Gonzaga	3	13	110	H	UC Irvine	1	2		
					45	A	Houston	2	5	62	H	Gonzaga	3	5	124	H	Grand Canyon	8	4		
					45	A	Houston	3	4	73	H	California	11	8	127	H	Arizona St.	7	12		
					46	H	Arizona	5	3	73	H	California	1	6	140	H	Saint Mary's (CA)	9	8		
					50	A	San Diego St.	3	2	92	H	Cincinnati	4	7	140	H	Saint Mary's (CA)	2	16		
					50	H	San Diego St.	3	9	92	H	Cincinnati	4	3	140	H	Saint Mary's (CA)	5	6		
															164	H	Santa Clara	8	2		
															164	H	Santa Clara	7	16		
															164	H	Santa Clara	2	13		
															169	H	Loyola Marymount	11	4		
															169	H	Loyola Marymount	3	4		
															169	H	Loyola Marymount	18	6		
															170	A	Pacific	7	9		
															170	A	Pacific	9	0		
															170	A	Pacific	7	4		
															172	A	San Francisco	5	0		
															172	A	San Francisco	2	4		

Non-Div. I Games:

San Di ego

Average RPI Win:		111	WON-LOST RECORD		WINNING PCT. RANK		LAST 10 GAMES		STRENGTH OF SCHEDULE		OPP. STRENGTH OF SCHEDULE		TEAM RPI		ADJ RPI		CONF. RPI		ADJ CONF. RPI	
DIV. I ONLY			23-32-0		.41818 210		4-6-0		24		62		127		.50684 127		5		5	
DIV. I NON-CONF.			10-14-0		.41667 197		2-1-0		23		127		161		.49495 161		5		5	
TOTALS		RPI 1-25		RPI 26-50		W-L RECORDS		RPI 51-100		RPI 101-150		RPI 150+								
23-32-0		1-5-0		4-6-0		OVERALL		6-11-0		7-7-0		5-3-0								
16-19-0		0-0-0		2-2-0		HOME		6-10-0		4-6-0		4-1-0								
7-13-0		1-5-0		2-4-0		AWAY		0-1-0		3-1-0		1-2-0								
0-0-0		0-0-0		0-0-0		NEUTRAL		0-0-0		0-0-0		0-0-0								
10-14-0		0-0-0		2-1-0		NON-CONFERENCE		1-7-0		6-5-0		1-1-0								
7-12-0		0-0-0		2-1-0		HOME		1-6-0		3-4-0		1-1-0								
3-2-0		0-0-0		0-0-		AWAY		0-1-0		3-1-0		0-0-0								
0-0-0		0-0-0		0-0-0		NEUTRAL		0-0-0		0-0-0		0-0-0								
13-18-0		1-5-0		2-5-0		CONFERENCE		5-4-0		1-2-0		4-2-0								
9-7-0		0-0-0		0-1-0		HOME		5-4-0		1-2-0		3-0-0								
4-11-0		1-5-0		2-4-0		AWAY		0-0-0		0-0-0		1-2-0								
0-0-0		0-0-0		0-0-0		NEUTRAL		0-0-0		0-0-0		0-0-0								
RPI	S	Opponent		Score		RPI	S	Opponent		Score		RPI	S	Opponent		Score				
2	A	Stanford		1	3	26	A	UCLA		4	5	52	H	Cal St. Fullerton		6	7			
2	A	Stanford		6	11	26	A	UCLA		4	0	52	H	Cal St. Fullerton		1	2			
2	A	Stanford		3	10	26	A	UCLA		1	12	63	H	Washington		6	7			
7	A	Oregon St.		2	6	41	H	Oklahoma St.		2	3	63	H	Washington		3	7			
7	A	Oregon St.		8	5	41	H	Oklahoma St.		14	2	63	H	Washington		4	3			
7	A	Oregon St.		5	6	41	H	Oklahoma St.		9	1	65	H	UNCW		1	3			
						46	A	Arizona		9	10	65	H	UNCW		9	4			
						46	A	Arizona		4	6	65	H	UNCW		0	9			
						46	A	Arizona		10	5	73	H	California		4	6			
						46	H	Arizona		2	6	73	H	California		5	4			
												73	H	California		0	3			
												74	A	UNLV		6	14			
												74	H	UNLV		3	10			
												87	H	New Mexico St.		7	8			
												98	H	Oregon		18	4			
												98	H	Oregon		6	1			
												98	H	Oregon		7	4			
LAST 10 GAMES																				
						73	H	California		0	3	46	A	Arizona		4	6			
						73	H	California		4	6	170	H	Pacifi c		8	3			
						73	H	California		5	4	170	H	Pacifi c		7	12			
						46	A	Arizona		9	10	126	A	San Diego		12	7			
						46	A	Arizona		10	5	63	H	Washington		6	7			

Non-Div. I Games:

Ari zona St.

Average RPI Win:	178	WON-LOST RECORD	WINNING PCT. RANK	LAST 10 GAMES	STRENGTH OF SCHEDULE	OPP. STRENGTH OF SCHEDULE	TEAM RPI	ADJ RPI	CONF. RPI	ADJ CONF. RPI		
DIV. I ONLY		34-23-0	.59649	80	5-5-0	212	150	128	.50661	128	18	18
DIV. I NON-CONF.		20-11-0	.64516	61	3-1-0	275	137	151	.49855	151	19	19
<hr/>												
TOTALS	RPI 1-25	RPI 26-50		W-L RECORDS		RPI 51-100		RPI 101-150		RPI 150+		
34-23-0	1-1-0	0-1-0		OVERALL		5-5-0		7-9-0		21-7-0		
20-8-0	0-0-0	0-0-0		HOME		1-0-0		4-3-0		15-5-0		
10-12-0	1-1-0	0-0-0		AWAY		2-5-0		3-4-0		4-2-0		
4-3-0	0-0-0	0-1-0		NEUTRAL		2-0-0		0-2-0		2-0-0		
20-11-0	1-1-0	0-1-0		NON-CONFERENCE		3-1-0		1-4-0		15-4-0		
12-4-0	0-0-0	0-0-0		HOME		1-0-0		0-1-0		11-3-0		
4-6-0	1-1-0	0-0-		AWAY		0-1-0		1-3-0		2-1-0		
4-1-0	0-0-0	0-1-0		NEUTRAL		2-0-0		0-0-0		2-0-0		
14-12-0	0-0-0	0-0-0		CONFERENCE		2-4-0		6-5-0		6-3-0		
8-4-0	0-0-0	0-0-0		HOME		0-0-0		4-2-0		4-2-0		
6-6-0	0-0-0	0-0-0		AWAY		2-4-0		2-1-0		2-1-0		
0-2-0	0-0-0	0-0-0		NEUTRAL		0-0-0		0-2-0		0-0-0		
RPI	S	Opponent	Score	RPI	S	Opponent	Score	RPI	S	Opponent	Score	
12	A	East Carolina	3 0	47	N	Illinois	4 7	51	N	West Virginia	8 5	
17	A	Coastal Caro.	5 15					51	N	West Virginia	6 2	
								82	A	Virginia	0 2	
								82	H	Virginia	11 3	
								94	A	Saint Louis	1 7	
								94	A	Saint Louis	4 2	
								94	A	Saint Louis	0 9	
								99	A	Davidson	14 1	
								99	A	Davidson	9 13	
								99	A	Davidson	9 10	
								102	A	Maryland	14 3	
								102	H	Maryland	0 2	
								103	H	Rhode Island	5 2	
								103	H	Rhode Island	1 0	
								103	H	Rhode Island	4 2	
								104	A	George Washington	2 11	
								104	A	George Washington	6 2	
								104	A	George Washington	6 0	
								104	N	George Washington	1 4	
								116	N	Fordham	2 3	
								117	H	Richmond	0 3	
								117	H	Richmond	3 1	
								117	H	Richmond	2 4	
								129	A	Liberty	10 14	
								129	A	Liberty	4 5	
								129	A	Liberty	2 4	
								171	H	VMI	1 4	
								175	H	George Mason	6 4	
								175	H	George Mason	1 0	
								175	H	George Mason	3 11	
								178	H	Manhattan	6 8	
								178	H	Manhattan	4 6	
								178	H	Manhattan	2 1	
								185	H	Dayton	10 1	
								185	H	Dayton	9 4	
								185	H	Dayton	1 6	
				LAST 10 GAMES				222	H	Binghamton	18 3	
				104	N	George Washington	1 4	222	H	Binghamton	2 1	
				116	N	Fordham	2 3	222	H	Binghamton	3 1	
				241	N	Western Caro.	11 1	241	N	Western Caro.	11 1	
				241	N	Western Caro.	5 4	241	N	Western Caro.	5 4	
				248	H	Old Dominion	9 3	242	A	William & Mary	4 3	
								248	A	Old Dominion	1 7	
								248	H	Old Dominion	9 3	

Non-Div. I Games:

VCU

RPI	S	Opponent	Score	
254	H	Lafayette	8	6
257	H	Iona	5	4
257	H	Iona	2	1
257	H	Iona	3	0
264	H	Longwood	12	2
273	A	Towson	7	2
277	A	St. Bonaventure	8	2
277	A	St. Bonaventure	2	3
277	A	St. Bonaventure	11	4
290	H	Norfol k St.	6	4

VCU

V
C
U

V
C
U

Average RPI Win:		188	WON-LOST RECORD		WINNING PCT. RANK		LAST 10 GAMES		STRENGTH OF SCHEDULE		OPP. STRENGTH OF SCHEDULE		TEAM RPI		ADJ RPI		CONF. RPI		ADJ CONF. RPI		
DIV. I ONLY			32-26-0		.55172 112		6-4-0		171		179		129		.50632 129		24		24		
DIV. I NON-CONF.			12-14-0		.46154 168		0-0-0		47		102		115		.51233 115		21		21		
TOTALS		RPI 1-25		RPI 26-50		W-L RECORDS		RPI 51-100		RPI 101-150		RPI 150+									
32-26-0		0-4-0		0-3-0		OVERALL		1-2-0		12-7-0		19-10-0									
18-8-0		0-0-0		0-0-0		HOME		1-0-0		5-3-0		12-5-0									
11-16-0		0-4-0		0-3-0		AWAY		0-2-0		6-3-0		5-4-0									
3-2-0		0-0-0		0-0-0		NEUTRAL		0-0-0		1-1-0		2-1-0									
12-14-0		0-4-0		0-3-0		NON-CONFERENCE		1-2-0		7-4-0		4-1-0									
10-4-0		0-0-0		0-0-0		HOME		1-0-0		5-3-0		4-1-0									
2-10-0		0-4-0		0-0-		AWAY		0-2-0		2-1-0		0-0-0									
0-0-0		0-0-0		0-0-0		NEUTRAL		0-0-0		0-0-0		0-0-0									
20-12-0		0-0-0		0-0-0		CONFERENCE		0-0-0		5-3-0		15-9-0									
8-4-0		0-0-0		0-0-0		HOME		0-0-0		0-0-0		8-4-0									
9-6-0		0-0-0		0-0-0		AWAY		0-0-0		4-2-0		5-4-0									
3-2-0		0-0-0		0-0-0		NEUTRAL		0-0-0		1-1-0		2-1-0									
RPI	S	Opponent		Score		RPI	S	Opponent		Score		RPI	S	Opponent		Score					
8	A	North Carolina		2	17	27	A	St. John's (NY)		2	12	71	A	Wake Forest		7	8				
8	A	North Carolina		5	6	27	A	St. John's (NY)		0	1	71	H	Wake Forest		8	4				
8	A	North Carolina		8	13	27	A	St. John's (NY)		6	7	82	A	Virginia		3	14				
20	A	Duke		2	5							107	A	Campbell		4	5				
												107	A	Campbell		8	3				
												107	A	Campbell		9	1				
												107	N	Campbell		10	5				
												107	N	Campbell		4	6				
												108	A	Elon		3	4				
												111	A	High Point		8	3				
												111	A	High Point		18	8				
												111	A	High Point		1	9				
												117	A	Richmond		6	5				
												128	H	VCU		4	2				
												128	H	VCU		5	4				
												128	H	VCU		14	10				
												133	H	Canisius		5	4				
												133	H	Canisius		4	7				
												133	H	Canisius		2	9				
												145	H	James Madison		4	1				
												146	A	Virginia Tech		4	3				
												146	H	Virginia Tech		5	11				
												168	A	Gardner-Webb		11	10				
												168	A	Gardner-Webb		14	8				
												168	A	Gardner-Webb		3	6				
												200	A	Winthrop		5	1				
												200	A	Winthrop		11	2				
												200	A	Winthrop		0	2				
												210	H	Radford		4	10				
												210	H	Radford		3	4				
												210	H	Radford		11	10				
												210	N	Radford		3	2				
												210	N	Radford		1	4				
												222	H	Binghamton		10	6				
												222	H	Binghamton		3	2				
												222	H	Binghamton		2	4				
												255	H	Charleston So.		9	1				
						LAST 10 GAMES															
						107 N Campbell						4	6	200 A Winthrop						5	1
						107 N Campbell						10	5	200 A Winthrop						11	2
						210 N Radford						3	2	200 A Winthrop						0	2
						255 N Charleston So.						4	2	210 H Radford						11	10
						210 N Radford						1	4	210 H Radford						3	4

Non-Div. I Games:

Liberty

Liberty

RPI	S	Opponent	Score	
255	H	Charleston So.	8	4
255	H	Charleston So.	4	0
255	N	Charleston So.	4	2
262	H	UNC Asheville	19	8
262	H	UNC Asheville	8	1
262	H	UNC Asheville	4	7
263	H	Youngstown St.	16	0
263	H	Youngstown St.	12	2
264	H	Longwood	5	4
264	H	Longwood	9	6
264	H	Longwood	6	8
276	A	Presbyterian	7	13
276	A	Presbyterian	7	8
276	A	Presbyterian	11	6

Liberty

Liberty

Liberty

RPI	S	Opponent	Score	
212	H	UC Davis	7	4
229	A	CSU Bakersfield	11	8
229	H	CSU Bakersfield	6	0
234	A	UC Riverside	4	2
234	A	UC Riverside	2	1
234	A	UC Riverside	6	5
246	H	Dartmouth	5	0
246	H	Dartmouth	10	3
246	H	Dartmouth	11	2

Average RPI Win: 223		WON-LOST RECORD		WINNING PCT. RANK		LAST 10 GAMES		STRENGTH OF SCHEDULE		OPP. STRENGTH OF SCHEDULE		TEAM RPI		ADJ RPI		CONF. RPI		ADJ CONF. RPI	
DIV. I ONLY		38-18-0		.67857 28		8-2-0		268		240		131		.50454 131		29		29	
DIV. I NON-CONF.		11-12-0		.47826 155		0-1-0		119		3		147		.50031 147		29		29	
TOTALS		RPI 1-25		RPI 26-50		W-L RECORDS		RPI 51-100		RPI 101-150		RPI 150+							
38-18-0		0-1-0		3-5-0		OVERALL		2-3-0		2-1-0		31-8-0							
24-5-0		0-0-0		1-1-0		HOME		2-1-0		2-1-0		19-2-0							
9-12-0		0-1-0		2-4-0		AWAY		0-2-0		0-0-0		7-5-0							
5-1-0		0-0-0		0-0-0		NEUTRAL		0-0-0		0-0-0		5-1-0							
11-12-0		0-1-0		3-5-0		NON-CONFERENCE		2-3-0		2-1-0		4-2-0							
9-5-0		0-0-0		1-1-0		HOME		2-1-0		2-1-0		4-2-0							
2-7-0		0-1-0		2-0-		AWAY		0-2-0		0-0-0		0-0-0							
0-0-0		0-0-0		0-0-0		NEUTRAL		0-0-0		0-0-0		0-0-0							
27-6-0		0-0-0		0-0-0		CONFERENCE		0-0-0		0-0-0		27-6-0							
15-0-0		0-0-0		0-0-0		HOME		0-0-0		0-0-0		15-0-0							
7-5-0		0-0-0		0-0-0		AWAY		0-0-0		0-0-0		7-5-0							
5-1-0		0-0-0		0-0-0		NEUTRAL		0-0-0		0-0-0		5-1-0							
RPI	S	Opponent	Score	RPI	S	Opponent	Score	RPI	S	Opponent	Score	RPI	S	Opponent	Score				
25	A	Missouri St.	5 6	31	A	Purdue	6 7	53	A	Wichita St.	1 2	105	H	Nebraska	10 11				
				36	A	DBU	1 10	53	H	Wichita St.	2 1	105	H	Nebraska	11 4				
				36	A	DBU	5 8	66	H	Nevada	0 3	143	H	Central Ark.	4 3				
				36	A	DBU	4 2	66	H	Nevada	3 2	209	H	Utah	6 4				
				41	A	Oklahoma St.	10 5	93	A	Little Rock	2 5	209	H	Utah	3 0				
				41	H	Oklahoma St.	6 5					209	H	Utah	4 3				
				42	A	Oklahoma	3 20					220	H	SIUE	1 2				
				42	H	Oklahoma	2 5					220	H	SIUE	4 2				
												220	H	SIUE	4 6				
												238	A	North Dakota St.	11 8				
												238	A	North Dakota St.	9 3				
												238	A	North Dakota St.	7 4				
												238	H	North Dakota St.	6 5				
												238	H	North Dakota St.	5 2				
												238	H	North Dakota St.	6 2				
												238	N	North Dakota St.	6 4				
												250	H	South Dakota St.	14 9				
												250	H	South Dakota St.	16 12				
												250	H	South Dakota St.	4 3				
												250	N	South Dakota St.	8 1				
												250	N	South Dakota St.	1 3				
												250	N	South Dakota St.	7 3				
												250	N	South Dakota St.	13 8				
												250	N	South Dakota St.	11 3				
												280	A	Western Ill.	5 4				
												280	A	Western Ill.	0 1				
												280	A	Western Ill.	2 8				
			</																

Non-Div. I Games:

Oral Roberts

Oral Roberts

Average RPI Win: 125		WON-LOST	WINNING	LAST 10	STRENGTH OF		OPP. STRENGTH	TEAM	ADJ	CONF.	ADJ CONF.
Average RPI Loss: 89		RECORD	PCT. RANK	GAMES	SCHEDULE		OF SCHEDULE	RPI	RPI	RPI	RPI
DIV. I ONLY		25-29-0	.46296	177	4-6-0		86	52	132	.50413	132
DIV. I NON-CONF.		15-9-0	.625	71	1-0-0		29	27	50	.55221	50
TOTALS		RPI 1-25	RPI 26-50		W-L RECORDS		RPI 51-100		RPI 101-150		RPI 150+
25-29-0		4-8-0	2-3-0		OVERALL		7-6-0		2-4-0		10-8-0
17-14-0		3-5-0	1-1-0		HOME		2-3-0		1-4-0		10-1-0
8-14-0		1-3-0	1-2-0		AWAY		5-2-0		1-0-0		0-7-0
0-1-0		0-0-0	0-0-0		NEUTRAL		0-1-0		0-0-0		0-0-0
15-9-0		3-6-0	0-0-0		NON-CONFERENCE		5-1-0		2-1-0		5-1-0
10-7-0		3-5-0	0-0-0		HOME		1-1-0		1-1-0		5-0-0
5-2-0		0-1-0	0-0-		AWAY		4-0-0		1-0-0		0-1-0
0-0-0		0-0-0	0-0-0		NEUTRAL		0-0-0		0-0-0		0-0-0
10-20-0		1-2-0	2-3-0		CONFERENCE		2-5-0		0-3-0		5-7-0
7-7-0		0-0-0	1-1-0		HOME		1-2-0		0-3-0		5-1-0
3-12-0		1-2-0	1-2-0		AWAY		1-2-0		0-0-0		0-6-0
0-1-0		0-0-0	0-0-0		NEUTRAL		0-1-0		0-0-0		0-0-0
RPI S	Opponent	Score	RPI S	Opponent	Score	RPI S	Opponent	Score	RPI S	Opponent	Score
5 H	Ole Miss	2 16	39 A	Troy	4 14	55 A	Georgia Tech	5 2	118 H	Texas St.	9 10
5 H	Ole Miss	3 5	39 A	Troy	5 2	55 H	Georgia Tech	6 12	118 H	Texas St.	3 9
9 H	Georgia	2 12	39 A	Troy	3 8	56 H	Louisiana	6 5	118 H	Texas St.	5 10
13 H	Minnesota	9 6	49 H	South Alabama	4 12	56 H	Louisiana	7 9	120 A	Kennesaw St.	7 4
14 A	Auburn	2 3	49 H	South Alabama	7 2	56 H	Louisiana	4 6	120 H	Kennesaw St.	9 15
16 H	UConn	1 10				78 A	Ga. Southern	7 12	141 H	Mercer	4 2
17 A	Coastal Caro.	1 3				78 A	Ga. Southern	5 4	151 A	Furman	12 13
17 A	Coastal Caro.	3 2				78 A	Ga. Southern	5 19	177 H	Arkansas St.	12 3
17 A	Coastal Caro.	3 7				86 H	Bradley	3 1	177 H	Arkansas St.	16 7
21 H	Jacksonville	3 5				93 N	Little Rock	1 2	177 H	Arkansas St.	3 2
21 H	Jacksonville	6 2				95 A	Samford	9 7	179 H	Appalachian St.	3 4
21 H	Jacksonville	7 0				95 A	Samford	1 0	179 H	Appalachian St.	3 2
						95 A	Samford	2 0	179 H	Appalachian St.	4 2
									183 A	UT Arlington	10 12
									183 A	UT Arlington	4 6
									183 A	UT Arlington	5 6
									197 A	La. -Monroe	6 9
									197 A	La. -Monroe	4 9
									197 A	La. -Monroe	2 11
									228 H	Eastern Ill.	6 5
									228 H	Eastern Ill.	7 2
									228 H	Eastern Ill.	8 4
									289 H	Savannah St.	9 5
									289 H	Savannah St.	10 2
			LAST 10 GAMES								
			93 N	Little Rock	1 2	179 H	Appalachian St.	3 4			
			78 A	Ga. Southern	5 4	179 H	Appalachian St.	4 2			
			78 A	Ga. Southern	7 12	120 A	Kennesaw St.	7 4			
			78 A	Ga. Southern	5 19	197 A	La. -Monroe	4 9			
			179 H	Appalachian St.	3 2	197 A	La. -Monroe	2 11			

Non-Div. I Games: Morehouse 7 4

Georgia St.

[illegible]

Non-Div. I Games:

Cani si us

RPI	S	Opponent	Score	
257	A	Iona	13	4
277	A	St. Bonaventure	15	8
277	A	St. Bonaventure	6	5
277	H	St. Bonaventure	11	0
282	N	Bowling Green	10	12
282	N	Bowling Green	9	2
285	A	Rider	5	2
285	A	Rider	7	3
285	A	Rider	12	13
295	H	Saint Peter's	5	1
295	H	Saint Peter's	16	2
295	H	Saint Peter's	16	2

Cani si us

C
a
n
i
s
i
u
s

C
a
n
i
s
i
u
s

[illegible]

Non-Div. I Games:

San Jose St.

**S
a
n
J
o
s
e
t
.**

S
a
n
J
o
s
e
s
t
.

San Jose St.

[illegible]

Non-Div. I Games:

Kansas St.

Average RPI Win: 161		WON-LOST	WINNING	LAST 10	STRENGTH OF		OPP. STRENGTH	TEAM	ADJ	CONF.	ADJ CONF.
Average RPI Loss: 109		RECORD	PCT. RANK	GAMES	SCHEDULE		OF SCHEDULE	RPI	RPI	RPI	RPI
DIV. I ONLY		26-28-0	.48148	157	5-5-0		72	147	136	.50336	136
DIV. I NON-CONF.		11-13-0	.45833	174	0-1-0		52	233	181	.48495	181
TOTALS		RPI 1-25	RPI 26-50		W-L RECORDS		RPI 51-100		RPI 101-150		RPI 150+
26-28-0		0-2-0	3-6-0		OVERALL		6-10-0		1-2-0		16-8-0
16-15-0		0-1-0	3-5-0		HOME		2-2-0		1-2-0		10-5-0
9-9-0		0-1-0	0-0-0		AWAY		4-7-0		0-0-0		5-1-0
1-4-0		0-0-0	0-1-0		NEUTRAL		0-1-0		0-0-0		1-2-0
11-13-0		0-2-0	1-2-0		NON-CONFERENCE		2-2-0		1-2-0		7-5-0
9-9-0		0-1-0	1-2-0		HOME		1-1-0		1-2-0		6-3-0
1-2-0		0-1-0	0-0-		AWAY		1-1-0		0-0-0		0-0-0
1-2-0		0-0-0	0-0-0		NEUTRAL		0-0-0		0-0-0		1-2-0
15-15-0		0-0-0	2-4-0		CONFERENCE		4-8-0		0-0-0		9-3-0
7-6-0		0-0-0	2-3-0		HOME		1-1-0		0-0-0		4-2-0
8-7-0		0-0-0	0-0-0		AWAY		3-6-0		0-0-0		5-1-0
0-2-0		0-0-0	0-1-0		NEUTRAL		0-1-0		0-0-0		0-0-0
RPI S	Opponent	Score	RPI S	Opponent	Score	RPI S	Opponent	Score	RPI S	Opponent	Score
4 A	Stetson	3 5	33 H	Fla. Atlantic	8 5	60 A	Louisiana Tech	0 3	122 H	Jacksonville St.	6 13
4 H	Stetson	1 2	33 H	Fla. Atlantic	4 11	60 A	Louisiana Tech	6 7	122 H	Jacksonville St.	7 2
			33 N	Fla. Atlantic	4 7	60 A	Louisiana Tech	9 7	122 H	Jacksonville St.	6 12
			40 H	Southern Miss.	0 5	60 N	Louisiana Tech	5 7	165 N	Rutgers	3 6
			40 H	Southern Miss.	5 4	64 A	Miami (FL)	14 6	175 H	George Mason	14 3
			40 H	Southern Miss.	1 13	64 H	Miami (FL)	5 3	175 H	George Mason	16 0
			48 H	Missouri	1 22	79 A	Charlotte	6 8	175 H	George Mason	8 12
			48 H	Missouri	1 3	79 A	Charlotte	12 6	194 H	Bethune-Cookman	12 7
			48 H	Missouri	11 5	79 A	Charlotte	9 10	201 A	UAB	3 0
						85 A	FGCU	3 4	201 A	UAB	6 4
						85 H	FGCU	6 13	201 A	UAB	1 2
						89 H	Rice	2 6	205 H	Marshall	15 0
						89 H	Rice	8 6	205 H	Marshall	5 6
						100 A	UTSA	2 1	205 H	Marshall	9 5
						100 A	UTSA	4 5	206 A	Western Ky.	6 3
						100 A	UTSA	4 12	206 A	Western Ky.	8 4
									206 A	Western Ky.	10 6
									207 N	Western Mich.	4 2
									227 N	Saint Joseph's	2 3
									248 H	Old Dominion	8 7
									248 H	Old Dominion	3 4
									248 H	Old Dominion	5 4
									256 H	Florida A&M	4 8
									256 H	Florida A&M	7 2
									271 H	Grambling	3 0
									271 H	Grambling	7 8
									271 H	Grambling	12 7
			LAST 10 GAMES								
			60 N	Louisiana Tech	5 7	206 A	Western Ky.	6 3			
			33 N	Fla. Atlantic	4 7	206 A	Western Ky.	10 6			
			89 H	Rice	8 6	33 H	Fla. Atlantic	8 5			
			89 H	Rice	2 6	33 H	Fla. Atlantic	4 11			
			206 A	Western Ky.	8 4	85 A	FGCU	3 4			

Non-Div. I Games:

FIU

Average RPI Win:		184	WON-LOST		WINNING		LAST 10		STRENGTH OF		OPP. STRENGTH		TEAM		ADJ		CONF.		ADJ CONF.	
Average RPI Loss:		130	RECORD		PCT. RANK		GAMES		SCHEDULE		OF SCHEDULE		RPI		RPI		RPI		RPI	
DIV. I ONLY			30-27-0		.52632 129		2-8-0		162		163		137		.50316 137		20		20	
DIV. I NON-CONF.			12-12-0		.5 136		2-2-0		93		58		97		.51845 97		17		18	
TOTALS		RPI 1-25		RPI 26-50		W-L RECORDS		RPI 51-100		RPI 101-150		RPI 150+								
30-27-0		1-6-0		1-1-0		OVERALL		4-3-0		3-5-0		21-12-0								
16-9-0		0-0-0		0-0-0		HOME		2-1-0		0-1-0		14-7-0								
11-16-0		1-6-0		0-1-0		AWAY		2-2-0		3-3-0		5-4-0								
3-2-0		0-0-0		1-0-0		NEUTRAL		0-0-0		0-1-0		2-1-0								
12-12-0		1-3-0		1-1-0		NON-CONFERENCE		2-2-0		1-3-0		7-3-0								
7-3-0		0-0-0		0-0-0		HOME		2-1-0		0-1-0		5-1-0								
2-9-0		1-3-0		0-0-		AWAY		0-1-0		1-2-0		0-2-0								
3-0-0		0-0-0		1-0-0		NEUTRAL		0-0-0		0-0-0		2-0-0								
18-15-0		0-3-0		0-0-0		CONFERENCE		2-1-0		2-2-0		14-9-0								
9-6-0		0-0-0		0-0-0		HOME		0-0-0		0-0-0		9-6-0								
9-7-0		0-3-0		0-0-0		AWAY		2-1-0		2-1-0		5-2-0								
0-2-0		0-0-0		0-0-0		NEUTRAL		0-0-0		0-1-0		0-1-0								
RPI	S	Opponent		Score		RPI	S	Opponent		Score		RPI	S	Opponent		Score				
5	A	Ole Miss		4	11	38	A	Vanderbilt		6	19	72	H	Indiana St.		15	8			
11	A	Clemson		1	10	47	N	Illinois		2	0	72	H	Indiana St.		8	7			
11	A	Clemson		6	3							72	H	Indiana St.		5	11			
11	A	Clemson		2	3							95	A	Samford		1	5			
23	A	Tennessee Tech		12	15							96	A	Morehead St.		10	4			
23	A	Tennessee Tech		0	4							96	A	Morehead St.		15	9			
23	A	Tennessee Tech		6	12							96	A	Morehead St.		6	7			
						LAST 10 GAMES														
						173	N	Eastern Ky.		1	5	11	A	Clemson		2	3			
						122	N	Jacksonville St.		2	8	11	A	Clemson		1	10			
						228	H	Eastern Ill.		3	9	11	A	Clemson		6	3			
						228	H	Eastern Ill.		4	19	174	H	Lipscomb		19	5			
						228	H	Eastern Ill.		11	13	220	A	SIUE		7	12			
						243	A	Murray St.		14	11	220	A	SIUE		4	0			
						243	H	Murray St.		8	7	228	H	Eastern Ill.		3	9			
						243	H	Murray St.		10	2	228	H	Eastern Ill.		11	13			
						243	H	Murray St.		19	7	243	A	Murray St.		14	11			
						250	N	South Dakota St.		4	2	243	H	Murray St.		8	7			

Non-Div. I Games:

Austin Peay

Austin Peay

[illegible]

Non-Div. I Games:

Fresno St.

RPI	S	Opponent	Score	
192	H	Michigan St.	5	4
192	H	Michigan St.	9	4
192	H	Michigan St.	2	1
192	H	Michigan St.	5	4
234	H	UC Riverside	11	5

Fresno St.

F
r
e
s
n
o
s
t
.

F
r
e
s
n
o
s
t
.

[illegible]

Non-Div. I Games:

Mari st

RPI	S	Opponent	Score	
251	N	Niagara	6	3
257	A	Iona	0	2
257	A	Iona	4	3
257	A	Iona	4	1
273	A	Towson	9	1
273	A	Towson	4	1
273	A	Towson	5	3

M
a
r
i
s
t

M
a
r
i
s
t

Mari st

Average RPI Win: 154		WON-LOST RECORD		WINNING PCT. RANK		LAST 10 GAMES		STRENGTH OF SCHEDULE		OPP. STRENGTH OF SCHEDULE		TEAM RPI		ADJ RPI		CONF. RPI		ADJ CONF. RPI	
DIV. I ONLY		31-23-0		.57407 97		5-5-0		257		92		140		.50165 140		15		15	
DIV. I NON-CONF.		17-10-0		.62963 69		1-0-0		285		38		135		.50403 135		12		12	
TOTALS		RPI 1-25		RPI 26-50		W-L RECORDS		RPI 51-100		RPI 101-150		RPI 150+							
31-23-0		0-0-0		0-0-0		OVERALL		4-1-0		9-8-0		18-14-0							
16-7-0		0-0-0		0-0-0		HOME		3-1-0		2-3-0		11-3-0							
15-16-0		0-0-0		0-0-0		AWAY		1-0-0		7-5-0		7-11-0							
0-0-0		0-0-0		0-0-0		NEUTRAL		0-0-0		0-0-0		0-0-0							
17-10-0		0-0-0		0-0-0		NON-CONFERENCE		2-0-0		6-5-0		9-5-0							
9-2-0		0-0-0		0-0-0		HOME		1-0-0		1-1-0		7-1-0							
8-8-0		0-0-0		0-0-		AWAY		1-0-0		5-4-0		2-4-0							
0-0-0		0-0-0		0-0-0		NEUTRAL		0-0-0		0-0-0		0-0-0							
14-13-0		0-0-0		0-0-0		CONFERENCE		2-1-0		3-3-0		9-9-0							
7-5-0		0-0-0		0-0-0		HOME		2-1-0		1-2-0		4-2-0							
7-8-0		0-0-0		0-0-0		AWAY		0-0-0		2-1-0		5-7-0							
0-0-0		0-0-0		0-0-0		NEUTRAL		0-0-0		0-0-0		0-0-0							
RPI	S	Opponent	Score	RPI	S	Opponent	Score	RPI	S	Opponent	Score	RPI	S	Opponent	Score				
								62	H	Gonzaga	3 2	101	H	Pepperdi ne	12 8				
								62	H	Gonzaga	0 3	101	H	Pepperdi ne	1 2				
								62	H	Gonzaga	2 1	101	H	Pepperdi ne	5 9				
								66	A	Nevada	11 5	114	A	Long Beach St.	4 1				
								66	H	Nevada	5 3	114	A	Long Beach St.	1 4				
												114	A	Long Beach St.	6 2				
												115	A	Sacramento St.	4 10				
												115	H	Sacramento St.	2 4				
												126	A	San Diego	8 9				
												126	A	San Diego	6 5				
												126	A	San Di ego	16 2				
												127	A	Ari zona St.	1 2				
												127	A	Ari zona St.	6 5				
												127	A	Ari zona St.	6 1				
												134	A	San Jose St.	5 2				
												134	H	San Jose St.	7 3				
												138	A	Fresno St.	5 8				
												158	H	Xavi er	9 1				
												158	H	Xavier	7 5				
												158	H	Xavi er	1 0				
												164	A	Santa Clara	4 5				
												164	A	Santa Clara	6 5				
												164	A	Santa Clara	7 0				
												169	A	Loyol a Marymount	4 9				
												169	A	Loyol a Marymount	5 6				
												169	A	Loyol a Marymount	0 7				
LAST 10 GAMES												170	A	Paci fi c	10 3				
				169	A	Loyol a Marymount	5 6	101	H	Pepperdi ne	1 2	170	A	Paci fi c	1 5				
				169	A	Loyol a Marymount	4 9	101	H	Pepperdi ne	5 9	170	A	Paci fi c	4 3				
				169	A	Loyol a Marymount	0 7	193	H	BYU	7 1	172	H	San Franci sco	0 1				
				134	H	San Jose St.	7 3	193	H	BYU	10 3	172	H	San Franci sco	3 5				
				101	H	Pepperdi ne	12 8	193	H	BYU	2 1	172	H	San Franci sco	5 4				
												176	A	Portl and	4 7				
												176	A	Portl and	6 2				

Non-Div. I Games:

Saint Mary's (CA)

RPI	S	Opponent	Score	
176	A	Portland	2	4
190	A	Washington St.	6	7
190	A	Washington St.	3	1
190	A	Washington St.	4	3
190	A	Washington St.	1	2
193	H	BYU	10	3
193	H	BYU	2	1
193	H	BYU	7	1
212	A	UC Davi s	6	10
212	H	UC Davi s	7	2
229	A	CSU Bakersfi el d	2	3
247	H	Utah Valley	4	2
247	H	Utah Valley	7	2
247	H	Utah Valley	3	6
247	H	Utah Valley	3	1

Saint Mary's (CA)

S
a
i
n
t
M
a
r
y
'
s
(
C
A
)

S
a
i
n
t
M
a
r
y
'
s
(
C
A
)

Average RPI Win:		187	WON-LOST RECORD		WINNING PCT. RANK		LAST 10 GAMES		STRENGTH OF SCHEDULE		OPP. STRENGTH OF SCHEDULE		TEAM RPI		ADJ RPI		CONF. RPI		ADJ CONF. RPI					
DIV. I ONLY			38-22-0		.63333		53		6-4-0		258		132		141		.50163		141		16		16	
DIV. I NON-CONF.			24-7-0		.77419		22		2-0-0		283		139		96		.51922		96		16		16	
TOTALS		RPI 1-25		RPI 26-50		W-L RECORDS		RPI 51-100		RPI 101-150		RPI 150+												
38-22-0		1-0-0		0-0-0		OVERALL		5-10-0		3-3-0		29-9-0												
23-10-0		0-0-0		0-0-0		HOME		3-2-0		1-0-0		19-8-0												
12-10-0		1-0-0		0-0-0		AWAY		2-6-0		2-3-0		7-1-0												
3-2-0		0-0-0		0-0-0		NEUTRAL		0-2-0		0-0-0		3-0-0												
24-7-0		1-0-0		0-0-0		NON-CONFERENCE		3-1-0		3-3-0		17-3-0												
17-4-0		0-0-0		0-0-0		HOME		1-1-0		1-0-0		15-3-0												
7-3-0		1-0-0		0-0-		AWAY		2-0-0		2-3-0		2-0-0												
0-0-0		0-0-0		0-0-0		NEUTRAL		0-0-0		0-0-0		0-0-0												
14-15-0		0-0-0		0-0-0		CONFERENCE		2-9-0		0-0-0		12-6-0												
6-6-0		0-0-0		0-0-0		HOME		2-1-0		0-0-0		4-5-0												
5-7-0		0-0-0		0-0-0		AWAY		0-6-0		0-0-0		5-1-0												
3-2-0		0-0-0		0-0-0		NEUTRAL		0-2-0		0-0-0		3-0-0												
RPI	S	Opponent		Score		RPI	S	Opponent		Score		RPI	S	Opponent		Score								
1	A	Florida		6 4						55	A	Georgi a Tech		6 2		120	A	Kennesaw St.		4 0				
										55	H	Georgi a Tech		8 16		120	H	Kennesaw St.		7 5				
										68	A	UNCG		1 7		132	A	Georgi a St.		2 4				
										68	A	UNCG		5 6		135	A	Kansas St.		6 13				
										68	A	UNCG		3 9		135	A	Kansas St.		11 4				
										78	A	Ga. Southern		11 3		135	A	Kansas St.		3 12				
										78	H	Ga. Southern		11 8		151	H	Furman		3 2				
										91	H	Wofford		3 2		151	H	Furman		9 12				
										91	H	Wofford		7 5		151	H	Furman		6 7				
										91	H	Wofford		10 14		162	H	Hol y Cross		12 4				
										95	A	Samford		0 4		162	H	Hol y Cross		33 6				
										95	A	Samford		1 6		162	H	Hol y Cross		3 7				
										95	A	Samford		0 7		166	A	ETSU		8 4				
										95	A	Samford		0 7		166	A	ETSU		5 3				
										95	N	Samford		3 10		166	A	ETSU		10 4				
										95	N	Samford		4 14		171	H	VMI		1 4				
															171	H	VMI		11 3					
															171	H	VMI		9 4					
															171	N	VMI		19 0					
															173	H	Eastern Ky.		14 9					
															173	H	Eastern Ky.		10 3					
															173	H	Eastern Ky.		5 4					
															194	H	Bethune-Cookman		6 8					
															194	H	Bethune-Cookman		13 7					
															194	H	Bethune-Cookman		6 5					
															241	A	Western Caro.		4 8					
															241	A	Western Caro.		12 0					
															241	A	Western Caro.		4 1					
															241	N	Western Caro.		10 2					
															241	N	Western Caro.		15 0					
															244	H	The Ci tadel		5 7					
															244	H	The Ci tadel		4 5					
															244	H	The Ci tadel		6 3					
															287	H	Al corn		19 1					
															287	H	Al corn		10 3					
															244	H	The Ci tadel		6 3					
															256	A	Fl ori da A&M		13 4					

Non-Div. I Games:

Mercer

RPI	S	Opponent	Score	
256	H	Florida A&M	7	15
256	H	Florida A&M	11	10
262	H	UNC Asheville	15	4
262	H	UNC Asheville	9	2
262	H	UNC Asheville	5	4
287	H	Alcorn	10	3
287	H	Alcorn	19	1
287	H	Alcorn	17	3
289	A	Savannah St.	8	3
289	H	Savannah St.	10	1

Mercer

M
e
r
c
e
r

M
e
r
c
e
r

Average RPI Win: 185		WON-LOST	WINNING	LAST 10	STRENGTH OF		OPP. STRENGTH	TEAM	ADJ	CONF.	ADJ CONF.
Average RPI Loss: 88		RECORD	PCT. RANK	GAMES	SCHEDULE		OF SCHEDULE	RPI	RPI	RPI	RPI
DIV. I ONLY		28-30-0	.48276	153	3-7-0		128	140	142	.5013	142
DIV. I NON-CONF.		17-17-0	.5	136	0-1-0		117	190	136	.50394	136
TOTALS		RPI 1-25	RPI 26-50		W-L RECORDS		RPI 51-100		RPI 101-150		RPI 150+
28-30-0		0-6-0	1-6-0		OVERALL		3-6-0		7-7-0		17-5-0
16-10-0		0-0-0	1-2-0		HOME		3-3-0		3-1-0		9-4-0
11-17-0		0-6-0	0-4-0		AWAY		0-0-0		4-6-0		7-1-0
1-3-0		0-0-0	0-0-0		NEUTRAL		0-3-0		0-0-0		1-0-0
17-17-0		0-3-0	1-3-0		NON-CONFERENCE		0-1-0		5-6-0		11-4-0
11-6-0		0-0-0	1-2-0		HOME		0-0-0		3-1-0		7-3-0
6-10-0		0-3-0	0-0-		AWAY		0-0-0		2-5-0		4-1-0
0-1-0		0-0-0	0-0-0		NEUTRAL		0-1-0		0-0-0		0-0-0
11-13-0		0-3-0	0-3-0		CONFERENCE		3-5-0		2-1-0		6-1-0
5-4-0		0-0-0	0-0-0		HOME		3-3-0		0-0-0		2-1-0
5-7-0		0-3-0	0-3-0		AWAY		0-0-0		2-1-0		3-0-0
1-2-0		0-0-0	0-0-0		NEUTRAL		0-2-0		0-0-0		1-0-0
RPI S	Opponent	Score	RPI S	Opponent	Score	RPI S	Opponent	Score	RPI S	Opponent	Score
23 A	Tennessee Tech	0 4	36 A	DBU	4 7	72 H	Indiana St.	2 8	110 H	UC Irvine	11 2
23 A	Tennessee Tech	4 11	36 A	DBU	1 3	72 H	Indiana St.	3 2	110 H	UC Irvine	2 6
23 A	Tennessee Tech	5 18	36 A	DBU	8 9	72 H	Indiana St.	3 11	110 H	UC Irvine	10 8
25 A	Missouri St.	3 5	47 A	Illinois	1 9	72 N	Indiana St.	7 9	113 A	North Florida	4 5
25 A	Missouri St.	9 14	47 H	Illinois	2 6	72 N	Indiana St.	12 14	113 A	North Florida	6 9
25 A	Missouri St.	3 8	47 H	Illinois	6 16	86 H	Bradley	3 0	113 A	North Florida	6 2
			47 H	Illinois	5 4	86 H	Bradley	3 2	122 A	Jacksonville St.	4 7
						86 H	Bradley	3 5	122 A	Jacksonville St.	9 10
						94 N	Saint Louis	5 10	122 A	Jacksonville St.	0 6
									123 A	Illinois St.	7 5
									123 A	Illinois St.	6 4
									123 A	Illinois St.	5 6
									137 A	Austin Peay	16 7
									137 H	Austin Peay	10 6
									177 A	Arkansas St.	8 9
									197 H	La. -Monroe	7 13
									197 H	La. -Monroe	4 7
									197 H	La. -Monroe	4 5
									198 H	Valparaiso	8 0
									198 H	Valparaiso	2 6
									198 H	Valparaiso	6 2
									199 A	Southeast Mo. St.	5 0
									199 H	Southeast Mo. St.	2 0
									220 A	SIUE	8 3
									228 H	Eastern Ill.	5 3
									233 H	Northern Ill.	7 2
									233 H	Northern Ill.	10 4
									233 H	Northern Ill.	4 0
									243 A	Murray St.	23 5
									243 H	Murray St.	11 9
									267 A	Belmont	3 0
									267 H	Belmont	3 2
									268 A	Evansville	2 0
									268 A	Evansville	5 4

Non-Div. I Games:

Southern III.

RPI	S	Opponent	Score	
268	A	Evansville	9	4
268	N	Evansville	5	4

Southern III.

S
o
u
t
h
e
r
n
I
I
I
.

S
o
u
t
h
e
r
n
I
I
I
.

[illegible]

Non-Div. I Games:

Central Ark.

RPI	S	Opponent	Score	
274	A	Abilene Christian	10	3
274	A	Abilene Christian	16	4
279	A	Ark. -Pine Bluff	9	1
279	H	Ark. -Pine Bluff	25	5
292	H	Mississippi Val.	19	4
292	H	Mississippi Val.	27	2

Central Ark.

C
e
n
t
r
a
l
A
r
k
.

C
e
n
t
r
a
l
A
r
k
.

Average RPI Win:		211	WON-LOST RECORD		WINNING PCT. RANK		LAST 10 GAMES		STRENGTH OF SCHEDULE		OPP. STRENGTH OF SCHEDULE		TEAM RPI		ADJ RPI		CONF. RPI		ADJ CONF. RPI					
DIV. I ONLY			38-16-0		.7037		20		6-4-0		276		237		144		.50098		144		19		19	
DIV. I NON-CONF.			18-6-0		.75		27		2-1-0		291		292		210		.47277		210		20		20	
TOTALS		RPI 1-25		RPI 26-50		W-L RECORDS		RPI 51-100		RPI 101-150		RPI 150+												
38-16-0		0-0-0		0-0-0		OVERALL		4-4-0		0-0-0		34-12-0												
19-6-0		0-0-0		0-0-0		HOME		0-0-0		0-0-0		19-6-0												
13-3-0		0-0-0		0-0-0		AWAY		3-0-0		0-0-0		10-3-0												
6-7-0		0-0-0		0-0-0		NEUTRAL		1-4-0		0-0-0		5-3-0												
18-6-0		0-0-0		0-0-0		NON-CONFERENCE		1-0-0		0-0-0		17-6-0												
12-4-0		0-0-0		0-0-0		HOME		0-0-0		0-0-0		12-4-0												
3-0-0		0-0-0		0-0-		AWAY		1-0-0		0-0-0		2-0-0												
3-2-0		0-0-0		0-0-0		NEUTRAL		0-0-0		0-0-0		3-2-0												
20-10-0		0-0-0		0-0-0		CONFERENCE		3-4-0		0-0-0		17-6-0												
7-2-0		0-0-0		0-0-0		HOME		0-0-0		0-0-0		7-2-0												
10-3-0		0-0-0		0-0-0		AWAY		2-0-0		0-0-0		8-3-0												
3-5-0		0-0-0		0-0-0		NEUTRAL		1-4-0		0-0-0		2-1-0												
RPI	S	Opponent	Score	RPI	S	Opponent	Score	RPI	S	Opponent	Score	RPI	S	Opponent	Score									
								71	A	Wake Forest	5 2	154	N	Air Force	16 1									
								81	A	Army West Point	2 1	154	N	Air Force	6 4									
								81	A	Army West Point	8 0	154	N	Air Force	10 11									
								81	N	Army West Point	5 8	155	H	NJIT	4 0									
								81	N	Army West Point	3 5	155	H	NJIT	1 7									
								81	N	Army West Point	3 5	155	H	NJIT	1 4									
								81	N	Army West Point	2 8	155	H	NJIT	7 1									
								81	N	Army West Point	4 0	162	A	Holy Cross	1 0									
												162	A	Holy Cross	2 3									
												162	A	Holy Cross	9 5									
												162	H	Holy Cross	5 1									
												162	H	Holy Cross	1 3									
												162	N	Holy Cross	4 0									
												162	N	Holy Cross	4 1									
												162	N	Holy Cross	2 4									
												168	N	Gardner-Webb	0 12									
												187	H	Georgetown	2 3									
												187	N	Georgetown	2 1									
												202	A	Lehi gh	0 1									
												202	A	Lehi gh	6 1									
												202	H	Lehi gh	4 7									
												202	H	Lehi gh	2 1									
												202	H	Lehi gh	7 1									
												211	A	Bucknel l	12 6									
												211	A	Bucknel l	3 2									
												211	A	Bucknel l	2 10									
												211	A	Bucknel l	5 1									
												211	H	Bucknel l	6 4									
												232	H	UMBC	7 0									
												254	A	Lafayette	9 7									
												254	A	Lafayette	10 4									
												254	H	Lafayette	6 0									
												254	H	Lafayette	20 9									
												254	H	Lafayette	10 9									

Non-Div. I Games:

Navy

RPI	S	Opponent	Score	
264	H	Longwood	7	1
264	H	Longwood	2	1
264	H	Longwood	2	10
275	H	Coppin St.	3	1
275	H	Coppin St.	11	3
285	H	Rider	5	3
285	H	Rider	10	4
285	H	Rider	4	3
296	A	UMES	13	6
296	H	UMES	16	1
297	A	Delaware St.	23	5
297	H	Delaware St.	7	4

N
a
v
y

N
a
v
y

Navy

Average RPI Win: 186		WON-LOST	WINNING	LAST 10	STRENGTH OF		OPP. STRENGTH	TEAM	ADJ	CONF.	ADJ CONF.
Average RPI Loss: 108		RECORD	PCT. RANK	GAMES	SCHEDULE		OF SCHEDULE	RPI	RPI	RPI	RPI
DIV. I ONLY		26-26-0	.5	140	5-5-0		133	159	145	.50077	145
DIV. I NON-CONF.		15-13-0	.53571	126	0-2-0		152	224	138	.5036	138
TOTALS		RPI 1-25	RPI 26-50		W-L RECORDS		RPI 51-100		RPI 101-150		RPI 150+
26-26-0		0-2-0	1-2-0		OVERALL		1-8-0		6-7-0		18-7-0
13-14-0		0-0-0	1-2-0		HOME		0-3-0		2-5-0		10-4-0
13-12-0		0-2-0	0-0-0		AWAY		1-5-0		4-2-0		8-3-0
0-0-0		0-0-0	0-0-0		NEUTRAL		0-0-0		0-0-0		0-0-0
15-13-0		0-2-0	0-0-0		NON-CONFERENCE		1-2-0		5-5-0		9-4-0
8-7-0		0-0-0	0-0-0		HOME		0-0-0		1-3-0		7-4-0
7-6-0		0-2-0	0-0-		AWAY		1-2-0		4-2-0		2-0-0
0-0-0		0-0-0	0-0-0		NEUTRAL		0-0-0		0-0-0		0-0-0
11-13-0		0-0-0	1-2-0		CONFERENCE		0-6-0		1-2-0		9-3-0
5-7-0		0-0-0	1-2-0		HOME		0-3-0		1-2-0		3-0-0
6-6-0		0-0-0	0-0-0		AWAY		0-3-0		0-0-0		6-3-0
0-0-0		0-0-0	0-0-0		NEUTRAL		0-0-0		0-0-0		0-0-0
RPI S	Opponent	Score	RPI S	Opponent	Score	RPI S	Opponent	Score	RPI S	Opponent	Score
19 A	NC State	2 15	35 H	Northeastern	2 10	65 H	UNCW	6 7	102 A	Maryland	1 6
19 A	NC State	4 6	35 H	Northeastern	1 8	65 H	UNCW	4 5	102 H	Maryland	1 2
			35 H	Northeastern	6 3	65 H	UNCW	2 5	108 H	Elon	4 3
						67 A	Col. of Charleston	4 6	108 H	Elon	2 8
						67 A	Col. of Charleston	2 3	108 H	Elon	4 6
						67 A	Col. of Charleston	1 2	111 A	High Point	4 3
						76 A	Tennessee	21 2	111 A	High Point	3 1
						76 A	Tennessee	1 10	111 A	High Point	5 1
						82 A	Virginia	2 3	116 H	Fordham	7 6
									116 H	Fordham	6 14
									116 H	Fordham	3 5
									117 A	Richmond	10 6
									129 A	Liberty	1 4
									156 A	Hofstra	3 2
									156 A	Hofstra	9 3
									156 A	Hofstra	1 4
									158 A	Delaware	1 5
									158 A	Delaware	6 0
									158 A	Delaware	6 7
									171 H	VMI	4 3
									175 A	George Mason	2 1
									175 H	George Mason	1 7
									180 H	UMass Lowell	6 5
									180 H	UMass Lowell	6 7
									180 H	UMass Lowell	5 4
									242 H	William & Mary	15 3
									242 H	William & Mary	5 4
									242 H	William & Mary	4 3
									252 H	Albany (NY)	5 8
									252 H	Albany (NY)	4 3
									252 H	Albany (NY)	6 2
									264 A	Longwood	10 5
									273 A	Towson	11 6
									273 A	Towson	12 3

Non-Div. I Games:

James Madison

RPI	S	Opponent	Score	
273	A	Towson	12	3
277	H	St. Bonaventure	0	1
277	H	St. Bonaventure	9	5
277	H	St. Bonaventure	14	3

James Madison

J
a
m
e
s
M
a
d
i
s
o
n

J
a
m
e
s
M
a
d
i
s
o
n

Average RPI Win:		139	WON-LOST		WINNING		LAST 10		STRENGTH OF		OPP. STRENGTH		TEAM	ADJ		CONF.	ADJ CONF.		
Average RPI Loss:		70	RECORD		PCT. RANK		GAMES		SCHEDULE		OF SCHEDULE		RPI	RPI		RPI	RPI		
DIV. I ONLY			21-33-0		.38889		224	3-7-0		59		41		146	.50007		146	3	3
DIV. I NON-CONF.			13-11-0		.54167		119	3-1-0		124		134		93	.52057		93	4	4
TOTALS		RPI 1-25		RPI 26-50		W-L RECORDS		RPI 51-100		RPI 101-150		RPI 150+							
21-33-0		2-12-0		1-2-0		OVERALL		4-11-0		4-4-0		10-4-0							
10-12-0		2-7-0		0-0-0		HOME		0-3-0		2-2-0		6-0-0							
6-17-0		0-5-0		0-0-0		AWAY		3-7-0		1-1-0		2-4-0							
5-4-0		0-0-0		1-2-0		NEUTRAL		1-1-0		1-1-0		2-0-0							
13-11-0		0-2-0		1-2-0		NON-CONFERENCE		1-2-0		2-3-0		9-2-0							
6-1-0		0-0-0		0-0-0		HOME		0-0-0		0-1-0		6-0-0							
2-6-0		0-2-0		0-0-		AWAY		0-1-0		1-1-0		1-2-0							
5-4-0		0-0-0		1-2-0		NEUTRAL		1-1-0		1-1-0		2-0-0							
8-22-0		2-10-0		0-0-0		CONFERENCE		3-9-0		2-1-0		1-2-0							
4-11-0		2-7-0		0-0-0		HOME		0-3-0		2-1-0		0-0-0							
4-11-0		0-3-0		0-0-0		AWAY		3-6-0		0-0-0		1-2-0							
0-0-0		0-0-0		0-0-0		NEUTRAL		0-0-0		0-0-0		0-0-0							
RPI	S	Opponent		Score		RPI	S	Opponent		Score		RPI	S	Opponent		Score			
4	A	Stetson		1	2	31	N	Purdue		5	12	109	H	Pittsburgh		3	1		
8	A	North Carolina		2	11	42	N	Oklahoma		14	6	109	H	Pittsburgh		10	15		
8	A	North Carolina		1	9	49	N	South Alabama		5	7	109	H	Pittsburgh		4	1		
8	A	North Carolina		1	6							129	A	Liberty		11	5		
17	A	Coastal Caro.		2	17							129	H	Liberty		3	4		
19	H	NC State		2	14							135	N	Kansas St.		5	6		
19	H	NC State		10	2							147	A	New Orleans		2	4		
19	H	NC State		0	1							148	N	Ball St.		4	2		
20	H	Duke		0	7							167	A	Boston College		4	7		
20	H	Duke		4	3							167	A	Boston College		2	6		
20	H	Duke		5	11							167	A	Boston College		5	2		
24	H	Louisville		1	3							171	A	VMI		7	9		
24	H	Louisville		2	3							171	H	VMI		8	3		
24	H	Louisville		1	16							185	H	Dayton		19	3		
												204	N	Central Mich.		7	4		
												204	N	Central Mich.		4	3		
												205	A	Marshall		11	9		
												205	H	Marshall		11	3		
												210	A	Radford		11	12		
												210	H	Radford		3	2		
												242	H	William & Mary		10	8		
												248	H	Old Domini on		6	5		
LAST 10 GAMES																			
						8	A	North Carolina		1	6	64	H	Miami (FL)		4	16		
						8	A	North Carolina		2	11	64	H	Miami (FL)		4	5		
						8	A	North Carolina		1	9	51	A	West Vi rgi ni a		5	10		
						242	H	William & Mary		10	8	129	A	Li berty		11	5		
						64	H	Mi ami (FL)		8	12	171	H	VMI		8	3		

Non-Div. I Games:

Virginia Tech

Average RPI Win:		154	WON-LOST RECORD		WINNING PCT. RANK		LAST 10 GAMES		STRENGTH OF SCHEDULE		OPP. STRENGTH OF SCHEDULE		TEAM RPI		ADJ RPI		CONF. RPI		ADJ CONF. RPI	
DIV. I ONLY			29-32-0		.47541 161		6-4-0		123		154		147		.49915 147		17		17	
DIV. I NON-CONF.			12-14-0		.46154 168		1-0-0		101		105		144		.50121 144		18		17	
TOTALS		RPI 1-25		RPI 26-50		W-L RECORDS		RPI 51-100		RPI 101-150		RPI 150+								
29-32-0		1-3-0		2-3-0		OVERALL		4-5-0		7-8-0		15-13-0								
11-16-0		0-0-0		0-2-0		HOME		1-1-0		3-5-0		7-8-0								
15-13-0		1-3-0		2-1-0		AWAY		2-4-0		2-1-0		8-4-0								
3-3-0		0-0-0		0-0-0		NEUTRAL		1-0-0		2-2-0		0-1-0								
12-14-0		1-3-0		2-3-0		NON-CONFERENCE		2-3-0		2-0-0		5-5-0								
7-6-0		0-0-0		0-2-0		HOME		1-1-0		2-0-0		4-3-0								
5-7-0		1-3-0		2-0-		AWAY		1-2-0		0-0-0		1-1-0								
0-1-0		0-0-0		0-0-0		NEUTRAL		0-0-0		0-0-0		0-1-0								
17-18-0		0-0-0		0-0-0		CONFERENCE		2-2-0		5-8-0		10-8-0								
4-10-0		0-0-0		0-0-0		HOME		0-0-0		1-5-0		3-5-0								
10-6-0		0-0-0		0-0-0		AWAY		1-2-0		2-1-0		7-3-0								
3-2-0		0-0-0		0-0-0		NEUTRAL		1-0-0		2-2-0		0-0-0								
RPI	S	Opponent		Score		RPI	S	Opponent		Score		RPI	S	Opponent		Score				
5	A	Ole Miss		4	9	34	A	LSU		6	14	54	N	Sam Houston St.		4	3			
22	A	Texas		1	3	40	A	Southern Miss.		14	9	56	A	Louisiana		6	8			
22	A	Texas		4	1	40	H	Southern Miss.		7	9	77	H	Iowa		2	8			
22	A	Texas		6	8	49	A	South Alabama		8	2	80	A	Southeastern La.		1	3			
						49	H	South Alabama		9	15	80	A	Southeastern La.		6	7			
												80	A	Southeastern La.		8	1			
												84	A	Tulane		3	4			
												84	A	Tulane		3	2			
												84	H	Tulane		8	7			

Non-Div. I Games:

New Orleans

RPI	S	Opponent	Score	
226	A	Jackson St.	4	7
226	H	Jackson St.	2	4
235	N	Al abama St.	3	6
274	A	Abi lene Chri sti an	14	10
274	A	Abi lene Chri sti an	5	6
274	A	Abi lene Chri sti an	6	7
288	A	Southern U.	7	5
288	H	Southern U.	14	3
288	H	Southern U.	6	2

N
e
w
O
r
l
e
a
n
s

N
e
w
O
r
l
e
a
n
s

New Orleans

Average RPI Win: 197		WON-LOST	WINNING	LAST 10	STRENGTH OF		OPP. STRENGTH	TEAM	ADJ	CONF.	ADJ CONF.			
Average RPI Loss: 146		RECORD	PCT. RANK	GAMES	SCHEDULE		OF SCHEDULE	RPI	RPI	RPI	RPI			
DIV. I ONLY		32-26-0	.55172	112	6-4-0		229	205	148	.49815	148	22	22	
DIV. I NON-CONF.		14-13-0	.51852	133	1-0-0		210	95	132	.50441	132	25	25	
TOTALS		RPI 1-25	RPI 26-50		W-L RECORDS		RPI 51-100		RPI 101-150		RPI 150+			
32-26-0		0-1-0	2-2-0		OVERALL		3-4-0		1-8-0		26-11-0			
10-8-0		0-0-0	1-1-0		HOME		0-1-0		1-2-0		8-4-0			
17-12-0		0-1-0	1-1-0		AWAY		2-1-0		0-3-0		14-6-0			
5-6-0		0-0-0	0-0-0		NEUTRAL		1-2-0		0-3-0		4-1-0			
14-13-0		0-1-0	2-2-0		NON-CONFERENCE		1-3-0		0-4-0		11-3-0			
3-3-0		0-0-0	1-1-0		HOME		0-1-0		0-0-0		2-1-0			
7-6-0		0-1-0	1-0-		AWAY		0-0-0		0-2-0		6-2-0			
4-4-0		0-0-0	0-0-0		NEUTRAL		1-2-0		0-2-0		3-0-0			
18-13-0		0-0-0	0-0-0		CONFERENCE		2-1-0		1-4-0		15-8-0			
7-5-0		0-0-0	0-0-0		HOME		0-0-0		1-2-0		6-3-0			
10-6-0		0-0-0	0-0-0		AWAY		2-1-0		0-1-0		8-4-0			
1-2-0		0-0-0	0-0-0		NEUTRAL		0-0-0		0-1-0		1-1-0			
RPI	S	Opponent	Score		RPI	S	Opponent	Score		RPI	S	Opponent	Score	
17	A	Coastal Caro.	3	6	29	A	Indiana	8	9	61	A	Kent St.	5	1
					31	A	Purdue	2	0	61	A	Kent St.	7	2
					31	H	Purdue	8	10	61	A	Kent St.	0	11
					37	H	Ohio St.	12	11	72	H	Indiana St.	6	10
										77	N	Iowa	14	6
										96	N	Morehead St.	2	3
										96	N	Morehead St.	0	3

Non-Div. I Games:

Ball St.

RPI	S	Opponent	Score	
233	H	Northern Ill.	3	2
233	H	Northern Ill.	11	0
241	A	Western Caro.	7	4
241	A	Western Caro.	20	8
241	A	Western Caro.	9	8
272	A	Ohi o	11	6
272	A	Ohi o	4	1
272	A	Ohi o	15	1
282	A	Bowl ing Green	9	6
282	A	Bowl ing Green	9	3
282	A	Bowl ing Green	5	6
291	H	Fort Wayne	3	2

Average RPI Win:	198	WON-LOST RECORD	WINNING PCT. RANK	LAST 10 GAMES	STRENGTH OF SCHEDULE	OPP. STRENGTH OF SCHEDULE	TEAM RPI	ADJ RPI	CONF. RPI	ADJ CONF. RPI	
DIV. I ONLY	34-20-0	.62963	54	6-4-0	259	216	149	.4981	149	22	22
DIV. I NON-CONF.	14-7-0	.66667	46	0-0-0	287	124	150	.49872	150	25	25
TOTALS	RPI 1-25	RPI 26-50	W-L RECORDS		RPI 51-100	RPI 101-150	RPI 150+				
34-20-0	0-0-0	0-1-0	OVERALL		4-3-0	7-4-0	23-12-0				
19-7-0	0-0-0	0-0-0	HOME		4-1-0	1-0-0	14-6-0				
11-10-0	0-0-0	0-1-0	AWAY		0-0-0	5-4-0	6-5-0				
4-3-0	0-0-0	0-0-0	NEUTRAL		0-2-0	1-0-0	3-1-0				
14-7-0	0-0-0	0-1-0	NON-CONFERENCE		2-0-0	3-3-0	9-3-0				
8-2-0	0-0-0	0-0-0	HOME		2-0-0	0-0-0	6-2-0				
4-5-0	0-0-0	0-0-	AWAY		0-0-0	3-3-0	1-1-0				
2-0-0	0-0-0	0-0-0	NEUTRAL		0-0-0	0-0-0	2-0-0				
20-13-0	0-0-0	0-0-0	CONFERENCE		2-3-0	4-1-0	14-9-0				
11-5-0	0-0-0	0-0-0	HOME		2-1-0	1-0-0	8-4-0				
7-5-0	0-0-0	0-0-0	AWAY		0-0-0	2-1-0	5-4-0				
2-3-0	0-0-0	0-0-0	NEUTRAL		0-2-0	1-0-0	1-1-0				
RPI S Opponent	Score	RPI S Opponent	Score	RPI S Opponent	Score	RPI S Opponent	Score				
30 A Kentucky	7 13	61 H Kent St.	1 7	107 A Campbell	8 6						
		61 H Kent St.	5 2	119 A Butler	3 4						
		61 H Kent St.	10 3	127 A Arizona St.	4 2						
		61 N Kent St.	0 14	127 A Arizona St.	16 8						
		61 N Kent St.	2 7	127 A Arizona St.	1 11						
		92 H Cincinnati	7 2	127 A Arizona St.	3 7						
		92 H Cincinnati	9 8	148 A Ball St.	6 5						
				148 A Ball St.	17 6						
				148 A Ball St.	12 13						
				148 H Ball St.	5 3						
				148 N Ball St.	8 1						
				158 A Xavier	3 13						
				158 H Xavier	2 5						
				158 H Xavier	1 2						
				158 H Xavier	6 5						
				195 N Yale	2 1						
				195 N Yale	4 3						
				204 H Central Mich.	13 8						
				204 H Central Mich.	4 2						
				204 H Central Mich.	2 6						
				204 N Central Mich.	9 8						
				207 A Western Mich.	3 1						
				207 A Western Mich.	1 6						
				207 A Western Mich.	10 6						
				207 N Western Mich.	2 4						
				217 H Toledo	8 7						
		217 H Toledo	4 8								
		217 H Toledo	7 6								
		219 A Eastern Mich.	0 4								
		219 A Eastern Mich.	3 1								
		219 A Eastern Mich.	4 3								
		233 A Northern Ill.	1 2								
		233 A Northern Ill.	2 5								
		233 A Northern Ill.	5 1								
LAST 10 GAMES				61 H Kent St.	1 7	61 H Kent St.	10 3				
		204 N Central Mich.	9 8	204 H Central Mich.	13 8	219 A Eastern Mich.	3 1				
		61 N Kent St.	2 7	204 H Central Mich.	4 2	219 A Eastern Mich.	4 3				
		148 N Ball St.	8 1	204 H Central Mich.	2 6	233 A Northern Ill.	1 2				
		61 H Kent St.	5 2			233 A Northern Ill.	2 5				
						233 A Northern Ill.	5 1				

Non-Div. I Games: Indiana Tech 11 10

Mi ami (OH)

RPI	S	Opponent	Score	
272	H	Ohi o	3	4
272	H	Ohi o	6	1
272	H	Ohi o	4	2
278	A	Northern Ky.	11	9
278	H	Northern Ky.	2	0
278	H	Northern Ky.	10	2
282	H	Bowl ing Green	8	5
282	H	Bowl ing Green	9	10
282	H	Bowl ing Green	7	0
285	H	Ri der	2	1
285	H	Ri der	6	0
285	H	Ri der	5	1

Mi ami (OH)

M
i
a
m
i
(
O
H
)

M
i
a
m
i
(
O
H
)

[illegible]

Non-Div. I Games:

Hartford

RPI	S	Opponent	Score	
232	H	UMBC	4	2
245	H	Sacred Heart	12	10
252	A	Al bany (NY)	7	3
252	A	Al bany (NY)	9	10
252	A	Al bany (NY)	9	0
259	H	Massachusetts	4	11
266	H	Central Conn. St.	2	1
266	H	Central Conn. St.	3	0

H
a
r
t
f
o
r
d

H
a
r
t
f
o
r
d

Hartford

Average RPI Win:	179	WON-LOST	WINNING	LAST 10	STRENGTH OF	OPP. STRENGTH	TEAM	ADJ	CONF.	ADJ CONF.		
Average RPI Loss:	112	RECORD	PCT. RANK	GAMES	SCHEDULE	OF SCHEDULE	RPI	RPI	RPI	RPI		
DIV. I ONLY		24-28-0	.46154	179	4-6-0	93	170	151	.49721	151	16	16
DIV. I NON-CONF.		15-14-0	.51724	135	0-0-0	37	177	95	.51955	95	16	16
<hr/>												
TOTALS	RPI 1-25	RPI 26-50		W-L RECORDS		RPI 51-100		RPI 101-150		RPI 150+		
24-28-0	0-5-0	1-2-0		OVERALL		1-10-0		6-1-0		16-10-0		
13-14-0	0-1-0	0-2-0		HOME		1-6-0		4-0-0		8-5-0		
10-12-0	0-4-0	1-0-0		AWAY		0-3-0		2-1-0		7-4-0		
1-2-0	0-0-0	0-0-0		NEUTRAL		0-1-0		0-0-0		1-1-0		
15-14-0	0-5-0	1-2-0		NON-CONFERENCE		0-4-0		4-0-0		10-3-0		
11-7-0	0-1-0	0-2-0		HOME		0-1-0		4-0-0		7-3-0		
3-7-0	0-4-0	1-0-		AWAY		0-3-0		0-0-0		2-0-0		
1-0-0	0-0-0	0-0-0		NEUTRAL		0-0-0		0-0-0		1-0-0		
9-14-0	0-0-0	0-0-0		CONFERENCE		1-6-0		2-1-0		6-7-0		
2-7-0	0-0-0	0-0-0		HOME		1-5-0		0-0-0		1-2-0		
7-5-0	0-0-0	0-0-0		AWAY		0-0-0		2-1-0		5-4-0		
0-2-0	0-0-0	0-0-0		NEUTRAL		0-1-0		0-0-0		0-1-0		
RPI	S	Opponent	Score	RPI	S	Opponent	Score	RPI	S	Opponent	Score	
11	A	Clemson	4 12	43	A	South Carolina	6 4	53	A	Wichita St.	3 14	
11	H	Clemson	5 10	43	H	South Carolina	2 10	53	A	Wichita St.	1 3	
19	A	NC State	0 9	47	H	Illinois	5 14	53	A	Wichita St.	1 11	
19	A	NC State	0 10					67	H	Col. of Charleston	6 15	
19	A	NC State	2 9					91	H	Wofford	5 13	
								91	H	Wofford	4 3	
								91	H	Wofford	2 5	
								95	H	Samford	0 10	
								95	H	Samford	3 4	
								95	H	Samford	2 4	
								95	N	Samford	0 4	
								132	H	Georgia St.	13 12	
								139	H	Marist	13 4	
								139	H	Marist	5 4	
								139	H	Marist	7 6	
								141	A	Mercer	7 6	
								141	A	Mercer	2 3	
								141	A	Mercer	12 9	
								161	H	Harvard	7 6	
								161	H	Harvard	8 6	
								161	H	Harvard	2 6	
								161	H	Harvard	16 3	
								166	A	ETSU	9 4	
								166	A	ETSU	6 5	
								166	A	ETSU	2 15	
								166	N	ETSU	2 5	
								168	A	Gardner-Webb	15 12	
								171	A	VMI	1 12	
								171	A	VMI	7 13	
								171	A	VMI	19 1	
								192	N	Michigan St.	3 2	
								200	A	Winthrop	8 3	
								200	H	Winthrop	4 5	
								241	H	Western Caro.	13 4	
								241	H	Western Caro.	2 5	
								241	H	Western Caro.	1 2	
								244	A	The Citadel	6 1	
								244	A	The Citadel	11 5	
								244	A	The Citadel	1 6	
								258	H	Penn	12 4	
								258	H	Penn	4 1	
								266	H	Central Conn. St.	12 8	
								266	H	Central Conn. St.	9 1	
								266	H	Central Conn. St.	2 10	
				LAST 10 GAMES								
				166	N	ETSU	2 5	241	H	Western Caro.	2 5	
				95	N	Samford	0 4	241	H	Western Caro.	1 2	
				166	A	ETSU	9 4	241	H	Western Caro.	13 4	
				166	A	ETSU	6 5	244	A	The Citadel	6 1	
				166	A	ETSU	2 15	244	A	The Citadel	1 6	

Non-Div. I Games:

Furman

Average RPI Win: 168		WON-LOST RECORD		WINNING PCT. RANK		LAST 10 GAMES		STRENGTH OF SCHEDULE		OPP. STRENGTH OF SCHEDULE		TEAM RPI		ADJ RPI		CONF. RPI		ADJ CONF. RPI			
DIV. I ONLY		27-27-1		.5 140		5-5-0		156		97		153		.49623 152		11		11			
DIV. I NON-CONF.		15-10-0		.6 86		0-1-0		213		108		133		.50435 133		13		13			
TOTALS		RPI 1-25		RPI 26-50		W-L RECORDS		RPI 51-100		RPI 101-150		RPI 150+									
27-27-1		0-1-0		2-6-0		OVERALL		7-12-1		2-0-0		16-8-0									
14-15-1		0-0-0		2-2-0		HOME		4-9-1		1-0-0		7-4-0									
12-11-0		0-1-0		0-4-0		AWAY		3-3-0		1-0-0		8-3-0									
1-1-0		0-0-0		0-0-0		NEUTRAL		0-0-0		0-0-0		1-1-0									
15-10-0		0-1-0		1-1-0		NON-CONFERENCE		2-6-0		2-0-0		10-2-0									
10-5-0		0-0-0		1-0-0		HOME		1-4-0		1-0-0		7-1-0									
4-4-0		0-1-0		0-0-		AWAY		1-2-0		1-0-0		2-0-0									
1-1-0		0-0-0		0-0-0		NEUTRAL		0-0-0		0-0-0		1-1-0									
12-17-1		0-0-0		1-5-0		CONFERENCE		5-6-1		0-0-0		6-6-0									
4-10-1		0-0-0		1-2-0		HOME		3-5-1		0-0-0		0-3-0									
8-7-0		0-0-0		0-3-0		AWAY		2-1-0		0-0-0		6-3-0									
0-0-0		0-0-0		0-0-0		NEUTRAL		0-0-0		0-0-0		0-0-0									
RPI	S	Opponent		Score		RPI	S	Opponent		Score		RPI	S	Opponent		Score					
23	A	Tennessee Tech		2	14	33	H	Fla. Atlantic		4	9	51	H	West Virginia		4	10				
						33	H	Fla. Atlantic		9	17	51	H	West Virginia		8	7				
						33	H	Fla. Atlantic		6	2	51	H	West Virginia		4	8				
						38	A	Vanderbilt		4	21	60	A	Louisiana Tech		12	15				
						38	H	Vanderbilt		4	3	60	A	Louisiana Tech		7	6				
						40	A	Southern Miss.		2	11	60	A	Louisiana Tech		6	4				
						40	A	Southern Miss.		1	9	61	H	Kent St.		5	14				
						40	A	Southern Miss.		0	8	72	H	Indiana St.		4	21				
												76	A	Tennessee		4	5				
												76	A	Tennessee		7	5				
												79	H	Charlotte		5	7				
												79	H	Charlotte		0	4				
												79	H	Charlotte		12	2				
												82	A	Alabama		0	4				
												89	H	Rice		2	7				
												89	H	Rice		9	8				
												89	H	Rice		5	5				
												100	H	UTSA		1	11				
												100	H	UTSA		12	5				
												100	H	UTSA		7	13				
						LAST 10 GAMES															
						201 A UAB						11	5	33 H Fla. Atlantic						9	17
						201 A UAB						5	6	33 H Fla. Atlantic						6	2
						201 A UAB						7	4	60 A Louisiana Tech						7	6
						38 A Vanderbilt						4	21	60 A Louisiana Tech						12	15
						33 H Fla. Atlantic						4	9	60 A Louisiana Tech						6	4

Non-Div. I Games:

Mi ddle Tenn.

Average RPI Win:	142	WON-LOST RECORD	WINNING PCT. RANK	LAST 10 GAMES	STRENGTH OF SCHEDULE	OPP. STRENGTH OF SCHEDULE	TEAM RPI	ADJ RPI	CONF. RPI	ADJ CONF. RPI	
DIV. I ONLY	27-24-0	.52941	125	5-5-0	173	99	154	.49571	153	14	14
DIV. I NON-CONF.	16-11-0	.59259	97	2-1-0	156	72	120	.51102	120	11	11
<hr/>											
TOTALS	RPI 1-25	RPI 26-50		W-L RECORDS	RPI 51-100		RPI 101-150		RPI 150+		
27-24-0	0-0-0	1-2-0		OVERALL	3-4-0		11-8-0		12-10-0		
18-13-0	0-0-0	0-0-0		HOME	2-2-0		7-6-0		9-5-0		
9-11-0	0-0-0	1-2-0		AWAY	1-2-0		4-2-0		3-5-0		
0-0-0	0-0-0	0-0-0		NEUTRAL	0-0-0		0-0-0		0-0-0		
<hr/>											
16-11-0	0-0-0	1-2-0		NON-CONFERENCE	2-2-0		6-1-0		7-6-0		
13-6-0	0-0-0	0-0-0		HOME	2-2-0		4-0-0		7-4-0		
3-5-0	0-0-0	1-0-		AWAY	0-0-0		2-1-0		0-2-0		
0-0-0	0-0-0	0-0-0		NEUTRAL	0-0-0		0-0-0		0-0-0		
<hr/>											
11-13-0	0-0-0	0-0-0		CONFERENCE	1-2-0		5-7-0		5-4-0		
5-7-0	0-0-0	0-0-0		HOME	0-0-0		3-6-0		2-1-0		
6-6-0	0-0-0	0-0-0		AWAY	1-2-0		2-1-0		3-3-0		
0-0-0	0-0-0	0-0-0		NEUTRAL	0-0-0		0-0-0		0-0-0		
<hr/>											
RPI	S	Opponent	Score	RPI	S	Opponent	Score	RPI	S	Opponent	Score
34	A	LSU	4 2	52	A	Cal St. Fullerton	6 4	110	A	UC Irvine	4 3
34	A	LSU	1 14	52	A	Cal St. Fullerton	3 6	110	A	UC Irvine	4 12
34	A	LSU	1 5	52	A	Cal St. Fullerton	0 8	110	A	UC Irvine	14 2
				70	H	Seton Hall	8 6	114	H	Long Beach St.	4 1
				70	H	Seton Hall	1 5	114	H	Long Beach St.	0 8
				70	H	Seton Hall	8 9	114	H	Long Beach St.	2 7
				70	H	Seton Hall	3 2	121	H	CSUN	0 2
								121	H	CSUN	7 12
								121	H	CSUN	5 3
								123	H	Illinois St.	7 6
								123	H	Illinois St.	7 3
								123	H	Illinois St.	7 6
								123	H	Illinois St.	6 1
								130	H	Cal Poly	0 16
								130	H	Cal Poly	9 10
								130	H	Cal Poly	6 2
								138	A	Fresno St.	1 3
								138	A	Fresno St.	8 5
								138	A	Fresno St.	6 4
								154	H	Air Force	4 0
								154	H	Air Force	4 1
								154	H	Air Force	2 1
								169	H	Loyola Marymount	5 3
								169	H	Loyola Marymount	4 0
								169	H	Loyola Marymount	0 3
								169	H	Loyola Marymount	2 4
								170	A	Paci fic	1 10
								184	A	UC Santa Barbara	5 6
								184	A	UC Santa Barbara	10 6
								184	A	UC Santa Barbara	3 4
								193	H	BYU	8 3
								193	H	BYU	3 2
								193	H	BYU	3 4
								193	H	BYU	3 4
LAST 10 GAMES											
184	A	UC Santa Barbara	10 6	114	H	Long Beach St.	2 7	184	A	UC Santa Barbara	5 6
184	A	UC Santa Barbara	5 6	138	A	Fresno St.	1 3	184	A	UC Santa Barbara	10 6
184	A	UC Santa Barbara	3 4	138	A	Fresno St.	8 5	184	A	UC Santa Barbara	3 4
114	H	Long Beach St.	4 1	138	A	Fresno St.	6 4	193	H	BYU	8 3
114	H	Long Beach St.	0 8	130	H	Cal Poly	6 2	193	H	BYU	3 2

Non-Div. I Games:

Hawai i

RPI	S	Opponent	Score	
212	A	UC Davi s	5	3
212	A	UC Davi s	8	5
212	A	UC Davi s	3	10
229	A	CSU Bakersfi el d	3	4
234	H	UC Ri versi de	5	0
234	H	UC Ri versi de	2	9
234	H	UC Ri versi de	5	4

Hawai i

H
a
w
a
i
i

H
a
w
a
i
i

[illegible]

Non-Div. I Games: Adams St.

7 6

Colo. Christian

22 5

UC-Colo. Springs

5

8

Air Force

Average RPI Win: 190		WON-LOST RECORD		WINNING PCT. RANK		LAST 10 GAMES		STRENGTH OF SCHEDULE		OPP. STRENGTH OF SCHEDULE		TEAM RPI		ADJ RPI		CONF. RPI		ADJ CONF. RPI	
DIV. I ONLY		22-25-0		.46809 172		4-6-0		188		206		155		.49545 155		7		7	
DIV. I NON-CONF.		13-11-0		.54167 119		0-2-0		288		295		208		.47359 208		10		10	
TOTALS		RPI 1-25		RPI 26-50		W-L RECORDS		RPI 51-100		RPI 101-150		RPI 150+							
22-25-0		2-5-0		0-0-0		OVERALL		2-2-0		6-5-0		12-13-0							
5-6-0		1-2-0		0-0-0		HOME		0-0-0		2-1-0		2-3-0							
17-16-0		1-2-0		0-0-0		AWAY		2-2-0		4-3-0		10-9-0							
0-3-0		0-1-0		0-0-0		NEUTRAL		0-0-0		0-1-0		0-1-0							
13-11-0		0-0-0		0-0-0		NON-CONFERENCE		1-0-0		2-3-0		10-8-0							
1-1-0		0-0-0		0-0-0		HOME		0-0-0		0-0-0		1-1-0							
12-9-0		0-0-0		0-0-		AWAY		1-0-0		2-2-0		9-7-0							
0-1-0		0-0-0		0-0-0		NEUTRAL		0-0-0		0-1-0		0-0-0							
9-14-0		2-5-0		0-0-0		CONFERENCE		1-2-0		4-2-0		2-5-0							
4-5-0		1-2-0		0-0-0		HOME		0-0-0		2-1-0		1-2-0							
5-7-0		1-2-0		0-0-0		AWAY		1-2-0		2-1-0		1-2-0							
0-2-0		0-1-0		0-0-0		NEUTRAL		0-0-0		0-0-0		0-1-0							
RPI	S	Opponent		Score		RPI	S	Opponent		Score		RPI	S	Opponent		Score			
4	H	Stetson		1 2				70	A	Seton Hall I 10 4		113	H	North Florida		7 1			
4	H	Stetson		1 9				85	A	FGCU 4 3		113	H	North Florida		3 1			
4	H	Stetson		8 1				85	A	FGCU 1 9		113	H	North Florida		9 11			
4	N	Stetson		2 7				85	A	FGCU 1 3		120	A	Kennesaw St.		2 7			
21	A	Jacksonville		3 2								120	A	Kennesaw St.		3 2			
21	A	Jacksonville		1 7								120	A	Kennesaw St.		12 5			
21	A	Jacksonville		2 10								139	N	Marist		5 9			
												144	A	Navy		4 1			
												144	A	Navy		0 4			
												144	A	Navy		7 1			
												144	A	Navy		1 7			
												174	A	Lipscomb		4 3			
												174	A	Lipscomb		6 10			
												174	A	Lipscomb		0 7			
												174	N	Lipscomb		5 10			
												208	A	Fairfield		4 9			
												224	A	N.C. Central		5 13			
												224	A	N.C. Central		2 11			
												224	A	N.C. Central		3 4			
												227	A	Saint Joseph's		0 3			
												227	H	Saint Joseph's		1 8			
												230	H	USC Upstate		1 9			
												230	H	USC Upstate		7 3			
												230	H	USC Upstate		7 9			
												240	A	Penn St.		8 6			
												240	A	Penn St.		3 5			
												240	A	Penn St.		3 4			
												275	A	Coppin St.		8 7			
												281	A	Villanova		1 0			
												281	A	Villanova		3 2			
												295	A	Saint Peter's		6 4			
												295	H	Saint Peter's		11 3			
												296	A	UMES		7 0			
												296	A	UMES		8 4			
LAST 10 GAMES																			
						174	N	Lipscomb 5 10		120	A	Kennesaw St. 3 2							
						4	N	Stetson 2 7		120	A	Kennesaw St. 2 7							
						113	H	North Florida 9 11		120	A	Kennesaw St. 12 5							
						113	H	North Florida 7 1		227	A	Saint Joseph's 0 3							
						113	H	North Florida 3 1		227	H	Saint Joseph's 1 8							

Non-Div. I Games:

NJIT

RPI	S	Opponent	Score	
296	A	UMES	12	1
296	A	UMES	5	2

N
J
I
T

N
J
I
T

NJIT

Average RPI Win:	191	WON-LOST RECORD	WINNING PCT. RANK	LAST 10 GAMES	STRENGTH OF SCHEDULE	OPP. STRENGTH OF SCHEDULE	TEAM RPI	ADJ RPI	CONF. RPI	ADJ CONF. RPI	
Average RPI Loss:	147										
DIV. I ONLY	23-23-0	.5	140	2-8-0	174	208	156	.49498	156	13	13
DIV. I NON-CONF.	11-9-0	.55	115	0-2-0	261	291	187	.48254	187	15	15
<hr/>											
TOTALS	RPI 1-25	RPI 26-50		W-L RECORDS		RPI 51-100		RPI 101-150		RPI 150+	
23-23-0	0-0-0	1-3-0		OVERALL		4-3-0		1-6-0		17-11-0	
8-10-0	0-0-0	1-3-0		HOME		3-0-0		1-2-0		3-5-0	
14-11-0	0-0-0	0-0-0		AWAY		1-2-0		0-4-0		13-5-0	
1-2-0	0-0-0	0-0-0		NEUTRAL		0-1-0		0-0-0		1-1-0	
11-9-0	0-0-0	0-1-0		NON-CONFERENCE		0-0-0		0-1-0		11-7-0	
1-5-0	0-0-0	0-1-0		HOME		0-0-0		0-0-0		1-4-0	
9-4-0	0-0-0	0-0-		AWAY		0-0-0		0-1-0		9-3-0	
1-0-0	0-0-0	0-0-0		NEUTRAL		0-0-0		0-0-0		1-0-0	
12-14-0	0-0-0	1-2-0		CONFERENCE		4-3-0		1-5-0		6-4-0	
7-5-0	0-0-0	1-2-0		HOME		3-0-0		1-2-0		2-1-0	
5-7-0	0-0-0	0-0-0		AWAY		1-2-0		0-3-0		4-2-0	
0-2-0	0-0-0	0-0-0		NEUTRAL		0-1-0		0-0-0		0-1-0	
RPI	S	Opponent	Score	RPI	S	Opponent	Score	RPI	S	Opponent	Score
				27	H	St. John's (NY)	4 12	65	A	UNCW	5 3
				35	H	Northeastern	6 4	65	A	UNCW	3 5
				35	H	Northeastern	0 3	65	A	UNCW	2 6
				35	H	Northeastern	1 5	67	H	Col. of Charleston	7 1
								67	H	Col. of Charleston	2 1
								67	H	Col. of Charleston	5 4
								67	N	Col. of Charleston	3 10

Non-Div. I Games:

Hofstra

RPI	S	Opponent	Score	
290	A	Norfol k St.	5	1

Hofstra

H
o
f
s
t
r
a

H
o
f
s
t
r
a

Average RPI Win: 189		WON-LOST RECORD		WINNING PCT. RANK		LAST 10 GAMES		STRENGTH OF SCHEDULE		OPP. STRENGTH OF SCHEDULE		TEAM RPI		ADJ RPI		CONF. RPI		ADJ CONF. RPI	
DIV. I ONLY		28-26-0		.51852 132		9-1-0		183		145		157		.49415 157		17		17	
DIV. I NON-CONF.		12-9-0		.57143 105		1-0-0		206		65		130		.50596 130		18		17	
TOTALS		RPI 1-25		RPI 26-50		W-L RECORDS		RPI 51-100		RPI 101-150		RPI 150+							
28-26-0		0-2-0		2-3-0		OVERALL		1-7-0		4-7-0		21-7-0							
14-15-0		0-2-0		1-0-0		HOME		0-4-0		0-4-0		13-5-0							
14-11-0		0-0-0		1-2-0		AWAY		1-3-0		4-3-0		8-2-0							
0-0-0		0-0-0		0-0-0		NEUTRAL		0-0-0		0-0-0		0-0-0							
12-9-0		0-2-0		2-3-0		NON-CONFERENCE		0-2-0		0-0-0		10-2-0							
8-4-0		0-2-0		1-0-0		HOME		0-1-0		0-0-0		7-1-0							
4-5-0		0-0-0		1-0-		AWAY		0-1-0		0-0-0		3-1-0							
0-0-0		0-0-0		0-0-0		NEUTRAL		0-0-0		0-0-0		0-0-0							
16-17-0		0-0-0		0-0-0		CONFERENCE		1-5-0		4-7-0		11-5-0							
6-11-0		0-0-0		0-0-0		HOME		0-3-0		0-4-0		6-4-0							
10-6-0		0-0-0		0-0-0		AWAY		1-2-0		4-3-0		5-1-0							
0-0-0		0-0-0		0-0-0		NEUTRAL		0-0-0		0-0-0		0-0-0							
RPI	S	Opponent	Score		RPI	S	Opponent	Score		RPI	S	Opponent	Score		RPI	S	Opponent	Score	
15	H	Texas A&M	3	5	28	H	Mississippi St.	6	3	54	H	Sam Houston St.	1	3	106	A	Northwestern St.	6	1
22	H	Texas	3	9	42	A	Oklahoma	14	4	54	H	Sam Houston St.	3	5	106	A	Northwestern St.	8	3
					42	A	Oklahoma	2	3	54	H	Sam Houston St.	0	9	106	A	Northwestern St.	6	7
					42	A	Oklahoma	7	11	80	A	Southeastern La.	1	10	112	A	Houston Baptist	5	3
					42	A	Oklahoma	3	7	80	A	Southeastern La.	13	7	112	H	Houston Baptist	3	10
										80	A	Southeastern La.	3	4	143	A	Central Ark.	4	9
										100	A	UTSA	1	14	143	A	Central Ark.	16	3
										100	H	UTSA	1	6	143	A	Central Ark.	3	7
															147	H	New Orleans	5	6
															147	H	New Orleans	8	13
															147	H	New Orleans	0	2
															183	A	UT Arlington	2	1
															183	A	UT Arlington	3	6
															183	A	UT Arlington	9	7
															184	H	UC Santa Barbara	2	1
															186	H	Columbia	6	3
															189	H	Nicholls St.	12	1
															191	H	McNeese	9	4
															191	H	McNeese	6	11
															191	H	McNeese	9	8
															196	H	Incarnate Word	8	3
															196	H	Incarnate Word	4	3
															196	H	Incarnate Word	5	4
															215	H	Texas Southern	7	5
															225	H	Lamar University	7	9
															225	H	Lamar University	6	11
															225	H	Lamar University	2	12
															236	A	UTRGV	5	4
															236	H	UTRGV	6	5
															247	H	Utah Valley	12	6
															247	H	Utah Valley	5	6
															247	H	Utah Valley	6	0
															247	H	Utah Valley	15	9
															260	A	SFA	10	11

Non-Div. I Games: Houston-Victoria 11 0 Houston-Victoria 10 0

A&M-Corpus Christi

RPI	S	Opponent	Score	
260	A	SFA	9	2
260	A	SFA	6	4
274	A	Abilene Christian	7	5
274	A	Abilene Christian	9	2
274	A	Abilene Christian	10	3

A&M-Corpus Christi

A
&
M
-
C
o
r
p
u
s
C
h
r
i
s
t
i

A
&
M
-
C
o
r
p
u
s
C
h
r
i
s
t
i

Average RPI Win:		196	WON-LOST RECORD		WINNING PCT. RANK		LAST 10 GAMES		STRENGTH OF SCHEDULE		OPP. STRENGTH OF SCHEDULE		TEAM RPI		ADJ RPI		CONF. RPI		ADJ CONF. RPI	
Average RPI Loss:		109																		
DIV. I ONLY			31-27-0		.53448		122		6-4-0		178		212		158		.49408		158	
DIV. I NON-CONF.			17-14-0		.54839		116		1-0-0		244		286		191		.48		191	
TOTALS		RPI 1-25		RPI 26-50		W-L RECORDS		RPI 51-100		RPI 101-150		RPI 150+								
31-27-0		0-0-0		0-6-0		OVERALL		4-11-0		6-2-0		21-8-0								
18-11-0		0-0-0		0-2-0		HOME		3-4-0		5-2-0		10-3-0								
11-13-0		0-0-0		0-3-0		AWAY		0-6-0		1-0-0		10-4-0								
2-3-0		0-0-0		0-1-0		NEUTRAL		1-1-0		0-0-0		1-1-0								
17-14-0		0-0-0		0-3-0		NON-CONFERENCE		1-6-0		2-0-0		14-5-0								
10-5-0		0-0-0		0-0-0		HOME		1-3-0		1-0-0		8-2-0								
7-8-0		0-0-0		0-0-		AWAY		0-3-0		1-0-0		6-2-0								
0-1-0		0-0-0		0-0-0		NEUTRAL		0-0-0		0-0-0		0-1-0								
14-13-0		0-0-0		0-3-0		CONFERENCE		3-5-0		4-2-0		7-3-0								
8-6-0		0-0-0		0-2-0		HOME		2-1-0		4-2-0		2-1-0								
4-5-0		0-0-0		0-0-0		AWAY		0-3-0		0-0-0		4-2-0								
2-2-0		0-0-0		0-1-0		NEUTRAL		1-1-0		0-0-0		1-0-0								
RPI	S	Opponent	Score		RPI	S	Opponent	Score		RPI	S	Opponent	Score							
			33	A	Fla. Atlantic	2	7	58	A	Michigan	2	4	102	A	Maryland	7	1			
			33	A	Fla. Atlantic	1	2	58	A	Michigan	2	6	102	H	Maryland	7	6			
			33	A	Fla. Atlantic	3	6	58	A	Michigan	0	11	108	H	Elon	2	6			
			35	H	Northeastern	0	10	65	H	UNCW	0	10	108	H	Elon	3	1			
			35	H	Northeastern	2	5	65	H	UNCW	5	1	108	H	Elon	6	5			
			35	N	Northeastern	2	7	65	H	UNCW	5	3	145	H	James Madison	7	6			
								65	N	UNCW	1	2	145	H	James Madison	5	1			
								67	A	Col. of Charleston	3	5	145	H	James Madison	0	6			
								67	A	Col. of Charleston	2	11	156	A	Hofstra	1	11			
								67	A	Col. of Charleston	2	3	156	A	Hofstra	5	2			
								67	N	Col. of Charleston	5	1	156	A	Hofstra	0	9			
								88	H	Bryant	7	3	156	N	Hofstra	3	1			
								88	H	Bryant	2	5	160	H	Monmouth	2	15			
								88	H	Bryant	2	13	160	H	Monmouth	7	6			
								88	H	Bryant	2	6	160	H	Monmouth	2	1			
													202	A	Lehigh	15	7			
													227	A	Saint Joseph's	10	2			
													227	H	Saint Joseph's	8	5			
													232	A	UMBC	6	8			
													232	H	UMBC	7	8			
													242	A	William & Mary	6	0			
													242	A	William & Mary	6	4			
													242	A	William & Mary	6	5			
													254	N	Lafayette	4	9			
													255	A	Charleston So.	1	0			
													255	A	Charleston So.	3	6			
													255	A	Charleston So.	6	2			
													258	H	Penn	3	1			
													273	H	Towson	2	1			
													273	H	Towson	6	3			
													273	H	Towson	2	10			
													283	A	La Salle	7	3			
													283	H	La Salle	8	4			
													297	A	Delaware St.	3	1			
LAST 10 GAMES																				
			35	N	Northeastern	2	7	35	H	Northeastern	0	10								
			67	N	Col. of Charleston	5	1	283	H	La Salle	8	4								
			156	N	Hofstra	3	1	242	A	William & Mary	6	4								
			65	N	UNCW	1	2	242	A	William & Mary	6	5								
			35	H	Northeastern	2	5	242	A	William & Mary	6	0								

Non-Div. I Games:

Del aware

RPI	S	Opponent	Score	
297	H	Del aware St.	9	0
297	H	Del aware St.	11	4
297	H	Del aware St.	9	5

Del aware

D
e
l
a
w
a
r
e

D
e
l
a
w
a
r
e

Average RPI Win: 175		WON-LOST RECORD		WINNING PCT. RANK		LAST 10 GAMES		STRENGTH OF SCHEDULE		OPP. STRENGTH OF SCHEDULE		TEAM RPI		ADJ RPI		CONF. RPI		ADJ CONF. RPI		
DIV. I ONLY		20-35-0		.36364	241	4-6-0		78		160		158		.49408		158	12		12	
DIV. I NON-CONF.		13-24-0		.35135	228	2-3-0		87		179		157		.49664		157	14		14	
TOTALS		RPI 1-25		RPI 26-50		W-L RECORDS		RPI 51-100		RPI 101-150		RPI 150+								
20-35-0		0-4-0		2-5-0		OVERALL		3-11-0		4-6-0		11-9-0								
7-8-0		0-0-0		1-3-0		HOME		2-3-0		1-0-0		3-2-0								
11-26-0		0-4-0		1-2-0		AWAY		1-7-0		3-6-0		6-7-0								
2-1-0		0-0-0		0-0-0		NEUTRAL		0-1-0		0-0-0		2-0-0								
13-24-0		0-4-0		1-3-0		NON-CONFERENCE		1-7-0		3-4-0		8-6-0								
3-3-0		0-0-0		0-1-0		HOME		1-1-0		1-0-0		1-1-0								
8-20-0		0-4-0		1-0-		AWAY		0-5-0		2-4-0		5-5-0								
2-1-0		0-0-0		0-0-0		NEUTRAL		0-1-0		0-0-0		2-0-0								
7-11-0		0-0-0		1-2-0		CONFERENCE		2-4-0		1-2-0		3-3-0								
4-5-0		0-0-0		1-2-0		HOME		1-2-0		0-0-0		2-1-0								
3-6-0		0-0-0		0-0-0		AWAY		1-2-0		1-2-0		1-2-0								
0-0-0		0-0-0		0-0-0		NEUTRAL		0-0-0		0-0-0		0-0-0								
RPI	S	Opponent		Score		RPI	S	Opponent		Score		RPI	S	Opponent		Score				
6	A	Florida St.		1	11	27	H	St. John's (NY)		7	34	59	H	Creighton		12	8			
6	A	Florida St.		2	7	27	H	St. John's (NY)		4	9	59	H	Creighton		3	7			
6	A	Florida St.		1	5	27	H	St. John's (NY)		7	3	59	H	Creighton		8	24			
24	A	Louisville		4	6	30	A	Kentucky		3	2	69	H	Wright St.		2	0			
						30	H	Kentucky		4	20	69	N	Wright St.		7	9			
						36	A	DBU		5	12	70	A	Seton Hall		3	4			
						36	A	DBU		2	14	70	A	Seton Hall		5	3			
												70	A	Seton Hall		6	9			
												72	A	Indiana St.		3	4			
												72	A	Indiana St.		4	6			
												73	A	California		3	13			
												91	A	Wofford		2	16			
												92	A	Cincinnati		7	10			
												92	H	Cincinnati		1	6			

Non-Div. I Games:

Xavier

Average RPI Win:	211	WON-LOST RECORD	WINNING PCT. RANK	LAST 10 GAMES	STRENGTH OF SCHEDULE	OPP. STRENGTH OF SCHEDULE	TEAM RPI	ADJ RPI	CONF. RPI	ADJ CONF. RPI	
Average RPI Loss:	149										
DIV. I ONLY	30-25-0	.54545	117	6-4-0	220	260	160	.49322	160	28	28
DIV. I NON-CONF.	12-16-0	.42857	192	0-1-0	196	229	195	.47916	195	27	27
TOTALS	RPI 1-25	RPI 26-50	W-L RECORDS		RPI 51-100	RPI 101-150	RPI 150+				
30-25-0	0-0-0	0-4-0	OVERALL		1-0-0	4-8-0	25-13-0				
14-5-0	0-0-0	0-0-0	HOME		0-0-0	2-1-0	12-4-0				
12-15-0	0-0-0	0-3-0	AWAY		1-0-0	2-5-0	9-7-0				
4-5-0	0-0-0	0-1-0	NEUTRAL		0-0-0	0-2-0	4-2-0				
12-16-0	0-0-0	0-4-0	NON-CONFERENCE		1-0-0	1-3-0	10-9-0				
5-3-0	0-0-0	0-0-0	HOME		0-0-0	0-0-0	5-3-0				
5-10-0	0-0-0	0-0-	AWAY		1-0-0	1-3-0	3-4-0				
2-3-0	0-0-0	0-1-0	NEUTRAL		0-0-0	0-0-0	2-2-0				
18-9-0	0-0-0	0-0-0	CONFERENCE		0-0-0	3-5-0	15-4-0				
9-2-0	0-0-0	0-0-0	HOME		0-0-0	2-1-0	7-1-0				
7-5-0	0-0-0	0-0-0	AWAY		0-0-0	1-2-0	6-3-0				
2-2-0	0-0-0	0-0-0	NEUTRAL		0-0-0	0-2-0	2-0-0				
RPI	S	Opponent	Score	RPI	S	Opponent	Score	RPI	S	Opponent	Score
				27	N	St. John's (NY)	0 3				
				36	A	DBU	4 15				
				36	A	DBU	4 7				
				36	A	DBU	3 5				

Non-Div. I Games:

Monmouth

RPI	S	Opponent	Score	
237	H	Si ena	7	1
237	H	Si ena	2	9
237	H	Si ena	2	1
237	N	Si ena	5	4
240	N	Penn St.	9	8
245	H	Sacred Heart	3	2
251	A	Ni agara	8	5
251	A	Ni agara	8	7
251	A	Ni agara	6	1
254	A	Lafayette	5	11
258	H	Penn	3	1
269	A	Pri nceton	7	1
269	H	Pri nceton	2	1
295	A	Sai nt Peter' s	5	0
295	A	Sai nt Peter' s	22	10
295	A	Sai nt Peter' s	7	1

Monmouth

M
o
n
m
o
u
t
h

M
o
n
m
o
u
t
h

Average RPI Win: 217		WON-LOST	WINNING	LAST 10	STRENGTH OF		OPP. STRENGTH	TEAM	ADJ	CONF.	ADJ CONF.
Average RPI Loss: 158		RECORD	PCT. RANK	GAMES	SCHEDULE		OF SCHEDULE	RPI	RPI	RPI	RPI
DIV. I ONLY		22-20-0	.52381	131	6-4-0		261	233	161	.49285	161
DIV. I NON-CONF.		10-11-0	.47619	158	0-0-0		149	155	74	.53181	74
TOTALS		RPI 1-25	RPI 26-50		W-L RECORDS		RPI 51-100		RPI 101-150		RPI 150+
22-20-0	0-0-0	1-1-0		OVERALL		2-7-0		0-0-0		19-12-0	
6-3-0	0-0-0	0-0-0		HOME		0-0-0		0-0-0		6-3-0	
15-17-0	0-0-0	1-1-0		AWAY		2-7-0		0-0-0		12-9-0	
1-0-0	0-0-0	0-0-0		NEUTRAL		0-0-0		0-0-0		1-0-0	
10-11-0	0-0-0	1-1-0		NON-CONFERENCE		2-7-0		0-0-0		7-3-0	
0-0-0	0-0-0	0-0-0		HOME		0-0-0		0-0-0		0-0-0	
9-11-0	0-0-0	1-0-		AWAY		2-7-0		0-0-0		6-3-0	
1-0-0	0-0-0	0-0-0		NEUTRAL		0-0-0		0-0-0		1-0-0	
12-9-0	0-0-0	0-0-0		CONFERENCE		0-0-0		0-0-0		12-9-0	
6-3-0	0-0-0	0-0-0		HOME		0-0-0		0-0-0		6-3-0	
6-6-0	0-0-0	0-0-0		AWAY		0-0-0		0-0-0		6-6-0	
0-0-0	0-0-0	0-0-0		NEUTRAL		0-0-0		0-0-0		0-0-0	
RPI S Opponent	Score	RPI S Opponent	Score	RPI S Opponent	Score	RPI S Opponent	Score	RPI S Opponent	Score	RPI S Opponent	Score
		35 A Northeastern	8 6	87 A New Mexico St.	5 11	151 A Furman	3 16				
		43 A South Carolina	3 12	87 A New Mexico St.	4 23	151 A Furman	6 8				
				87 A New Mexico St.	9 11	151 A Furman	6 7				
				87 A New Mexico St.	5 4	151 A Furman	6 2				
				95 A Samford	0 8	162 N Holy Cross	10 2				
				95 A Samford	1 3	167 A Boston College	7 4				
				95 A Samford	5 6	186 A Col umbi a	11 6				
				95 A Samford	5 3	186 A Col umbi a	6 9				
				99 A Davi dson	3 13	186 A Col umbi a	1 7				
						195 A Yale	1 4				
						195 A Yale	6 10				
						195 A Yale	4 0				
						239 A Cornell I	4 7				
						239 A Cornell I	6 2				
						239 A Cornell I	8 10				
						246 H Dartmouth	11 3				
						246 H Dartmouth	5 6				
						246 H Dartmouth	18 17				
						258 H Penn	5 2				
						258 H Penn	14 5				
						258 H Penn	5 6				
						269 A Pri nceton	5 1				
						269 A Pri nceton	8 3				
						269 A Pri nceton	13 6				
						270 H Brown	3 1				
						270 H Brown	3 7				
						270 H Brown	8 7				
						276 A Presbyteri an	10 5				
						276 A Presbyteri an	11 5				
						276 A Presbyteri an	2 1				
						276 A Presbyteri an	7 5				
LAST 10 GAMES				239 A Cornell I	8 10						
		246 H Dartmouth	18 17	269 A Princeton	8 3						
		246 H Dartmouth	11 3	269 A Princeton	13 6						
		246 H Dartmouth	5 6	269 A Princeton	5 1						
		239 A Cornell I	6 2	270 H Brown	3 7						
		239 A Cornell I	4 7								

Non-Div. I Games:

Harvard

Average RPI Win:		187	WON-LOST RECORD		WINNING PCT. RANK		LAST 10 GAMES		STRENGTH OF SCHEDULE		OPP. STRENGTH OF SCHEDULE		TEAM RPI		ADJ RPI		CONF. RPI		ADJ CONF. RPI	
DIV. I ONLY			18-27-0		.4218		3-7-0		96		228		162		.49266		162		19	
DIV. I NON-CONF.			6-11-0		.35294		227		81		164		141		.50295		141		20	
TOTALS		RPI 1-25		RPI 26-50		W-L RECORDS		RPI 51-100		RPI 101-150		RPI 150+								
18-27-0		0-1-0		1-4-0		OVERALL		1-5-0		5-8-0		11-9-0								
3-10-0		0-1-0		0-0-0		HOME		0-1-0		2-2-0		1-6-0								
14-13-0		0-0-0		1-4-0		AWAY		1-4-0		2-4-0		10-1-0								
1-4-0		0-0-0		0-0-0		NEUTRAL		0-0-0		1-2-0		0-2-0								
6-11-0		0-1-0		1-4-0		NON-CONFERENCE		0-1-0		2-3-0		3-2-0								
1-1-0		0-1-0		0-0-0		HOME		0-0-0		1-0-0		0-0-0								
5-8-0		0-0-0		1-0-0		AWAY		0-1-0		1-3-0		3-0-0								
0-2-0		0-0-0		0-0-0		NEUTRAL		0-0-0		0-0-0		0-2-0								
12-16-0		0-0-0		0-0-0		CONFERENCE		1-4-0		3-5-0		8-7-0								
2-9-0		0-0-0		0-0-0		HOME		0-1-0		1-2-0		1-6-0								
9-5-0		0-0-0		0-0-0		AWAY		1-3-0		1-1-0		7-1-0								
1-2-0		0-0-0		0-0-0		NEUTRAL		0-0-0		1-2-0		0-0-0								
RPI	S	Opponent		Score		RPI	S	Opponent		Score		RPI	S	Opponent		Score				
16	H	UConn		6 9		42	A	Oklahoma		0 1		78	A	Ga. Southern		5 10				
						42	A	Oklahoma		5 11		81	A	Army West Point		1 2				
						45	A	Houston		1 7		81	A	Army West Point		0 4				
						45	A	Houston		3 2		81	A	Army West Point		2 3				
						45	A	Houston		2 3		81	A	Army West Point		5 3				
												81	H	Army West Point		3 6				
															</					

Non-Div. I Games:

Hol y Cross

Average RPI Win:		139	WON-LOST RECORD		WINNING PCT. RANK		LAST 10 GAMES		STRENGTH OF SCHEDULE		OPP. STRENGTH OF SCHEDULE		TEAM RPI		ADJ RPI		CONF. RPI		ADJ CONF. RPI	
DIV. I ONLY			20-33-1		.37963 234		5-5-0		49		106		163		.49239 163		9		9	
DIV. I NON-CONF.			9-14-1		.39583 211		2-2-0		34		144		159		.49616 159		9		9	
TOTALS		RPI 1-25		RPI 26-50		W-L RECORDS		RPI 51-100		RPI 101-150		RPI 150+								
20-33-1		0-4-0		3-5-0		OVERALL		3-10-0		3-11-0		11-3-1								
11-14-1		0-1-0		1-3-0		HOME		3-5-0		0-3-0		7-2-1								
6-16-0		0-1-0		2-2-0		AWAY		0-4-0		2-7-0		2-1-0								
3-3-0		0-2-0		0-0-0		NEUTRAL		0-1-0		1-0-0		2-0-0								
9-14-1		0-4-0		0-2-0		NON-CONFERENCE		0-4-0		2-3-0		7-1-1								
5-5-1		0-1-0		0-1-0		HOME		0-2-0		0-0-0		5-1-1								
1-6-0		0-1-0		0-0-		AWAY		0-1-0		1-3-0		0-0-0								
3-3-0		0-2-0		0-0-0		NEUTRAL		0-1-0		1-0-0		2-0-0								
11-19-0		0-0-0		3-3-0		CONFERENCE		3-6-0		1-8-0		4-2-0								
6-9-0		0-0-0		1-2-0		HOME		3-3-0		0-3-0		2-1-0								
5-10-0		0-0-0		2-1-0		AWAY		0-3-0		1-5-0		2-1-0								
0-0-0		0-0-0		0-0-0		NEUTRAL		0-0-0		0-0-0		0-0-0								
RPI	S	Opponent		Score		RPI	S	Opponent		Score		RPI	S	Opponent		Score				
7	N	Oregon St.		2	5	45	A	Houston		0	1	62	N	Gonzaga		3	4			
7	N	Oregon St.		3	15	46	H	Ari zona		6	16	66	A	Nevada		2	5			
10	A	Texas Tech		2	7	50	A	San Di ego St.		9	5	66	A	Nevada		1	14			
10	H	Texas Tech		9	20	50	A	San Di ego St.		5	4	66	A	Nevada		2	15			
						50	A	San Di ego St.		2	3	66	H	Nevada		5	9			
						50	A	San Di ego St.		5	11	66	H	Nevada		8	5			
						50	H	San Di ego St.		5	11	66	H	Nevada		8	5			
						50	H	San Di ego St.		4	3	66	H	Nevada		8	13			
						50	H	San Di ego St.		3	7	74	H	UNLV		3	8			
												74	H	UNLV		8	5			
												74	H	UNLV		11	2			
												87	A	New Mexico St.		2	13			
												87	H	New Mexico St.		3	4			
												87	H	New Mexico St.		1	9			

Non-Div. I Games:

New Mexico

Average RPI Win: 140		WON-LOST RECORD		WINNING PCT. RANK		LAST 10 GAMES		STRENGTH OF SCHEDULE		OPP. STRENGTH OF SCHEDULE		TEAM RPI		ADJ RPI		CONF. RPI		ADJ CONF. RPI					
DIV. I ONLY		26-26-0		.5 140		6-4-0		190		85		164		.49238 164		15		15					
DIV. I NON-CONF.		14-11-0		.56 111		0-1-0		212		6		134		.5043 134		12		12					
TOTALS		RPI 1-25		RPI 26-50		W-L RECORDS		RPI 51-100		RPI 101-150		RPI 150+											
26-26-0		0-2-0		0-0-0		OVERALL		5-4-0		9-8-0		12-12-0											
15-12-0		0-1-0		0-0-0		HOME		3-1-0		4-6-0		8-4-0											
11-14-0		0-1-0		0-0-0		AWAY		2-3-0		5-2-0		4-8-0											
0-0-0		0-0-0		0-0-0		NEUTRAL		0-0-0		0-0-0		0-0-0											
14-11-0		0-2-0		0-0-0		NON-CONFERENCE		4-2-0		6-2-0		4-5-0											
10-5-0		0-1-0		0-0-0		HOME		3-1-0		3-1-0		4-2-0											
4-6-0		0-1-0		0-0-		AWAY		1-1-0		3-1-0		0-3-0											
0-0-0		0-0-0		0-0-0		NEUTRAL		0-0-0		0-0-0		0-0-0											
12-15-0		0-0-0		0-0-0		CONFERENCE		1-2-0		3-6-0		8-7-0											
5-7-0		0-0-0		0-0-0		HOME		0-0-0		1-5-0		4-2-0											
7-8-0		0-0-0		0-0-0		AWAY		1-2-0		2-1-0		4-5-0											
0-0-0		0-0-0		0-0-0		NEUTRAL		0-0-0		0-0-0		0-0-0											
RPI	S	Opponent		Score		RPI	S	Opponent		Score		RPI	S	Opponent		Score							
2	A	Stanford		0	9							62	A	Gonzaga		0	9	101	H	Pepperdi ne	0	7	
2	H	Stanford		8	16							62	A	Gonzaga		3	5	101	H	Pepperdi ne	2	6	
												62	A	Gonzaga		4	3	101	H	Pepperdi ne	8	9	
												66	A	Nevada		3	5	115	A	Sacramento St.	4	3	
												66	H	Nevada		6	4	115	A	Sacramento St.	1	4	
												71	H	Wake Forest		1	3	115	H	Sacramento St.	11	10	
												71	H	Wake Forest		7	6	115	H	Sacramento St.	9	3	
												71	H	Wake Forest		2	0	126	A	San Di ego	16	7	
												73	A	Cal i forni a		6	4	126	A	San Di ego	2	8	
																		126	A	San Di ego	13	2	
																		130	A	Cal Poly	4	3	
																		130	H	Cal Poly	10	7	
																		134	A	San Jose St.	4	1	
																		134	H	San Jose St.	3	9	
																		140	H	Sai nt Mary' s (CA)	5	4	
																		140	H	Sai nt Mary' s (CA)	5	6	
																		140	H	Sai nt Mary' s (CA)	0	7	
																		167	H	Boston Colle ge	20	9	
																		167	H	Boston Colle ge	1	3	
																		167	H	Boston Colle ge	1	5	
																		169	H	Loyol a Marymount	6	3	
																		169	H	Loyol a Marymount	5	2	
																		169	H	Loyol a Marymount	4	3	
																		170	A	Paci fi c	9	6	
																		170	A	Paci fi c	12	4	
																		170	A	Paci fi c	3	7	
																		172	A	San Franci sco	4	3	
																		172	A	San Franci sco	12	5	
																		172	A	San Franci sco	4	12	
																		176	H	Portl and	9	11	
																		176	H	Portl and	6	7	
																		176	H	Portl and	7	6	
																		190	A	Washi ngton St.	0	5	
																		190	A	Washi ngton St.	10	12	

Non-Div. I Games:

Santa Clara

RPI	S	Opponent	Score	
190	A	Washington St.	3	11
193	A	BYU	5	6
193	A	BYU	4	6
193	A	BYU	1	2
209	H	Utah	6	5
209	H	Utah	4	2
209	H	Utah	4	3

S
a
n
t
a
C
l
a
r
a

S
a
n
t
a
C
l
a
r
a

Santa Clara

Average RPI Win:		169	WON-LOST RECORD		WINNING PCT. RANK		LAST 10 GAMES		STRENGTH OF SCHEDULE		OPP. STRENGTH OF SCHEDULE		TEAM RPI		ADJ RPI		CONF. RPI		ADJ CONF. RPI					
DIV. I ONLY			25-25-0		.5		140		3-7-0		208		89		165		.49101		165		6		6	
DIV. I NON-CONF.			18-8-0		.69231		40		2-0-0		274		188		110		.51372		110		7		7	
TOTALS		RPI 1-25		RPI 26-50				W-L RECORDS				RPI 51-100				RPI 101-150				RPI 150+				
25-25-0		0-2-0		0-7-0				OVERALL				8-5-0				3-4-0				14-7-0				
12-9-0		0-2-0		0-0-0				HOME				2-2-0				2-1-0				8-4-0				
8-14-0		0-0-0		0-6-0				AWAY				3-3-0				0-3-0				5-2-0				
5-2-0		0-0-0		0-1-0				NEUTRAL				3-0-0				1-0-0				1-1-0				
18-8-0		0-0-0		0-0-0				NON-CONFERENCE				7-3-0				1-0-0				10-5-0				
7-3-0		0-0-0		0-0-0				HOME				1-0-0				0-0-0				6-3-0				
6-4-0		0-0-0		0-0-				AWAY				3-3-0				0-0-0				3-1-0				
5-1-0		0-0-0		0-0-0				NEUTRAL				3-0-0				1-0-0				1-1-0				
7-17-0		0-2-0		0-7-0				CONFERENCE				1-2-0				2-4-0				4-2-0				
5-6-0		0-2-0		0-0-0				HOME				1-2-0				2-1-0				2-1-0				
2-10-0		0-0-0		0-6-0				AWAY				0-0-0				0-3-0				2-1-0				
0-1-0		0-0-0		0-1-0				NEUTRAL				0-0-0				0-0-0				0-0-0				
RPI	S	Opponent		Score		RPI	S	Opponent		Score		RPI	S	Opponent		Score		RPI	S	Opponent		Score		
13	H	Minnesota		3	5	29	N	Indiana		6	7	58	H	Michigan		15	9	102	A	Maryland		6	8	
13	H	Minnesota		0	4	31	A	Purdue		4	9	58	H	Michigan		4	9	102	A	Maryland		2	5	
						31	A	Purdue		0	4	58	H	Michigan		1	6	102	A	Maryland		2	17	
						31	A	Purdue		0	1	64	A	Miami (FL)		7	5	105	H	Nebraska		8	4	
						47	A	Illinois		1	2	64	A	Miami (FL)		1	7	105	H	Nebraska		4	2	
						47	A	Illinois		12	13	64	A	Miami (FL)		5	8	105	H	Nebraska		4	12	
						47	A	Illinois		4	10	75	H	Wagner		11	4	136	N	FIU		6	3	
												81	N	Army West Point		15	7	160	A	Monmouth		7	6	
												81	N	Army West Point		5	1	160	H	Monmouth		4	3	
												81	N	Army West Point		11	6	167	N	Boston College		6	11	
												85	A	FGCU		6	3	186	H	Columbia		15	4	
												85	A	FGCU		13	9	192	A	Michigan St.		6	4	
												85	A	FGCU		8	9	192	A	Michigan St.		8	4	
																		192	A	Michigan St.		0	6	
																		240	H	Penn St.		1	0	
																		240	H	Penn St.		4	1	
																		240	H	Penn St.		3	9	
																		248	A	Old Dominion		3	4	
																		248	A	Old Dominion		9	6	
																		248	A	Old Dominion		7	6	
																		254	H	Lafayette		4	2	
																		257	H	Iona		3	12	
																		269	H	Princeton		5	6	
																		277	N	St. Bonaventure		13	4	
																		283	H	La Salle		0	1	
																		283	H	La Salle		11	1	
																		283	H	La Salle		11	3	
																		295	H	Saint Peter's		17	0	
LAST 10 GAMES																								
						13	H	Minnesota		3	5	102	A	Maryland		2	5							
						13	H	Minnesota		0	4	58	H	Michigan		1	6							
						160	H	Monmouth		4	3	58	H	Michigan		4	9							
						102	A	Maryland		6	8	58	H	Michigan		15	9							
						102	A	Maryland		2	17	186	H	Columbia		15	4							

Non-Div. I Games:

Rutgers

Average RPI Win: 176		WON-LOST RECORD		WINNING PCT. RANK		LAST 10 GAMES		STRENGTH OF SCHEDULE		OPP. STRENGTH OF SCHEDULE		TEAM RPI		ADJ RPI		CONF. RPI		ADJ CONF. RPI	
DIV. I ONLY		28-25-0		.5283 126		4-6-0		240		120		166		.49096 166		16		16	
DIV. I NON-CONF.		16-10-0		.61538 79		1-0-0		280		86		145		.50096 145		16		16	
TOTALS		RPI 1-25		RPI 26-50		W-L RECORDS		RPI 51-100		RPI 101-150		RPI 150+							
28-25-0		0-0-0		0-0-0		OVERALL		8-11-0		0-3-0		20-11-0							
12-10-0		0-0-0		0-0-0		HOME		0-1-0		0-3-0		12-6-0							
14-12-0		0-0-0		0-0-0		AWAY		8-9-0		0-0-0		6-3-0							
2-3-0		0-0-0		0-0-0		NEUTRAL		0-1-0		0-0-0		2-2-0							
16-10-0		0-0-0		0-0-0		NON-CONFERENCE		4-5-0		0-0-0		12-5-0							
8-2-0		0-0-0		0-0-0		HOME		0-1-0		0-0-0		8-1-0							
7-7-0		0-0-0		0-0-		AWAY		4-4-0		0-0-0		3-3-0							
1-1-0		0-0-0		0-0-0		NEUTRAL		0-0-0		0-0-0		1-1-0							
12-15-0		0-0-0		0-0-0		CONFERENCE		4-6-0		0-3-0		8-6-0							
4-8-0		0-0-0		0-0-0		HOME		0-0-0		0-3-0		4-5-0							
7-5-0		0-0-0		0-0-0		AWAY		4-5-0		0-0-0		3-0-0							
1-2-0		0-0-0		0-0-0		NEUTRAL		0-1-0		0-0-0		1-1-0							
RPI	S	Opponent	Score	RPI	S	Opponent	Score	RPI	S	Opponent	Score	RPI	S	Opponent	Score				
								68	A	UNCG	3	12		141	H	Mercer	4	8	
								68	A	UNCG	8	5		141	H	Mercer	3	5	
								68	A	UNCG	4	7		141	H	Mercer	4	10	
								76	A	Tennessee	10	9		151	H	Furman	4	9	
								76	A	Tennessee	9	6		151	H	Furman	5	6	
								76	H	Tennessee	2	6		151	H	Furman	15	2	
								84	A	Tulane	7	21		151	N	Furman	5	2	
								84	A	Tulane	9	1		152	N	Middle Tenn.	8	16	
								84	A	Tulane	4	9		171	H	VMI	6	4	
								85	A	FGCU	2	11		171	H	VMI	7	8	
								85	A	FGCU	10	8		171	H	VMI	7	3	
								85	A	FGCU	1	6		173	A	Eastern Ky.	4	9	
								91	A	Wofford	4	8		173	H	Eastern Ky.	12	7	
								91	A	Wofford	4	2		188	N	Memphis	8	2	
								91	A	Wofford	8	9		200	H	Winthrop	7	3	
								91	N	Wofford	7	8		200	H	Winthrop	8	4	
								95	A	Samford	2	6		200	H	Winthrop	10	5	
								95	A	Samford	7	4		205	A	Marshall	8	2	
								95	A	Samford	2	1		210	A	Radford	9	8	
														210	H	Radford	2	0	
														241	A	Western Caro.	11	4	
														241	A	Western Caro.	14	12	
														241	A	Western Caro.	11	8	
														241	N	Western Caro.	8	11	
														242	A	William & Mary	3	2	
														242	A	William & Mary	2	3	
														242	A	William & Mary	0	1	
														244	H	The Citadel	11	5	
														244	H	The Citadel	5	6	
														244	H	The Citadel	6	13	
														262	H	UNC Asheville	12	4	
														278	H	Northern Ky.	7	2	
														278	H	Northern Ky.	4	5	
														278	H	Northern Ky.	6	2	

Non-Div. I Games:

ETSU

Average RPI Win: 162		WON-LOST	WINNING	LAST 10	STRENGTH OF		OPP. STRENGTH	TEAM	ADJ	CONF.	ADJ CONF.
Average RPI Loss: 62		RECORD	PCT. RANK	GAMES	SCHEDULE		OF SCHEDULE	RPI	RPI	RPI	RPI
DIV. I ONLY		17-32-0	.34694	247	4-6-0		46	55	167	.48972	167
DIV. I NON-CONF.		10-10-0	.5	136	2-0-0		108	239	149	.49968	149
TOTALS		RPI 1-25	RPI 26-50		W-L RECORDS		RPI 51-100		RPI 101-150		RPI 150+
17-32-0		2-12-0	0-2-0		OVERALL		2-12-0		3-4-0		10-2-0
8-15-0		1-6-0	0-1-0		HOME		0-3-0		3-4-0		4-1-0
7-12-0		1-5-0	0-0-0		AWAY		2-6-0		0-0-0		4-1-0
2-5-0		0-1-0	0-1-0		NEUTRAL		0-3-0		0-0-0		2-0-0
10-10-0		0-2-0	0-2-0		NON-CONFERENCE		0-3-0		0-1-0		10-2-0
4-4-0		0-1-0	0-1-0		HOME		0-0-0		0-1-0		4-1-0
4-1-0		0-0-0	0-0-0		AWAY		0-0-0		0-0-0		4-1-0
2-5-0		0-1-0	0-1-0		NEUTRAL		0-3-0		0-0-0		2-0-0
7-22-0		2-10-0	0-0-0		CONFERENCE		2-9-0		3-3-0		0-0-0
4-11-0		1-5-0	0-0-0		HOME		0-3-0		3-3-0		0-0-0
3-11-0		1-5-0	0-0-0		AWAY		2-6-0		0-0-0		0-0-0
0-0-0		0-0-0	0-0-0		NEUTRAL		0-0-0		0-0-0		0-0-0
RPI S	Opponent	Score	RPI S	Opponent	Score	RPI S	Opponent	Score	RPI S	Opponent	Score
6 H	Florida St.	1 6	29 N	Indiana	0 4	64 A	Miami (FL)	0 3	103 H	Rhode Island	1 3
6 H	Florida St.	7 13	35 H	Northeastern	4 7	64 A	Miami (FL)	3 4	109 H	Pittsburgh	8 0
6 H	Florida St.	12 13				71 H	Wake Forest	0 2	109 H	Pittsburgh	4 9
11 A	Clemson	4 9				71 H	Wake Forest	1 6	109 H	Pittsburgh	4 6
11 A	Clemson	3 8				71 H	Wake Forest	0 3	146 H	Virginia Tech	2 5
11 A	Clemson	2 10				81 N	Army West Point	1 11	146 H	Virginia Tech	7 4
13 N	Minnesota	1 14				82 A	Virginia	6 2	146 H	Virginia Tech	6 2
16 H	UConn	0 4				82 A	Virginia	3 7	161 H	Harvard	4 7
19 A	NC State	11 3				82 A	Virginia	9 10	164 A	Santa Clara	3 1
19 A	NC State	1 2				88 N	Bryant	8 9	164 A	Santa Clara	5 1
19 A	NC State	7 13				91 N	Wofford	10 12	164 A	Santa Clara	9 20
24 H	Louisville	2 1				97 A	Notre Dame	6 0	165 N	Rutgers	11 6
24 H	Louisville	3 11				97 A	Notre Dame	4 5	180 A	UMass Lowell	9 4
24 H	Louisville	1 6				97 A	Notre Dame	4 5	221 H	Maine	9 7
									223 H	Quinnipiac	9 5
									246 H	Dartmouth	8 3
									251 N	Niagara	11 3
									259 H	Massachusetts	9 2
									262 A	UNC Asheville	8 0
			LAST 10 GAMES								
			64 A	Miami (FL)	3 4	24 H	Louisville	1 6			
			64 A	Miami (FL)	0 3	97 A	Notre Dame	4 5			
			221 H	Maine	9 7	97 A	Notre Dame	6 0			
			24 H	Louisville	2 1	97 A	Notre Dame	4 5			
			24 H	Louisville	3 11	180 A	UMass Lowell	9 4			

Non-Div. I Games:

Boston College

RPI	S	Opponent	Score	
237	H	Siena	15	4
237	H	Siena	4	1
255	H	Charleston So.	7	4
255	H	Charleston So.	2	7
255	H	Charleston So.	1	4
262	A	UNC Asheville	1	3
262	A	UNC Asheville	5	2
262	A	UNC Asheville	10	12
264	A	Longwood	3	10
264	A	Longwood	5	1
264	A	Longwood	12	0
276	H	Presbyterian	3	2
276	H	Presbyterian	5	4
276	H	Presbyterian	6	5

Gardner-Webb

Gardner-Webb

Gardner-Webb

Average RPI Win:	160	WON-LOST RECORD	WINNING PCT. RANK	LAST 10 GAMES	STRENGTH OF SCHEDULE	OPP. STRENGTH OF SCHEDULE	TEAM RPI	ADJ RPI	CONF. RPI	ADJ CONF. RPI		
DIV. I ONLY		25-30-0	.45455	183	4-6-0	151	128	169	.48868	169	15	15
DIV. I NON-CONF.		9-16-0	.36	225	0-1-0	173	83	227	.45999	227	12	12
<hr/>												
TOTALS	RPI 1-25	RPI 26-50		W-L RECORDS		RPI 51-100		RPI 101-150		RPI 150+		
25-30-0	0-0-0	0-2-0		OVERALL		2-8-0		7-10-0		16-10-0		
15-9-0	0-0-0	0-1-0		HOME		1-2-0		6-4-0		8-2-0		
9-17-0	0-0-0	0-1-0		AWAY		1-3-0		1-5-0		7-8-0		
1-4-0	0-0-0	0-0-0		NEUTRAL		0-3-0		0-1-0		1-0-0		
9-16-0	0-0-0	0-2-0		NON-CONFERENCE		1-5-0		1-6-0		7-3-0		
6-6-0	0-0-0	0-1-0		HOME		1-2-0		1-3-0		4-0-0		
3-8-0	0-0-0	0-0-		AWAY		0-1-0		0-3-0		3-3-0		
0-2-0	0-0-0	0-0-0		NEUTRAL		0-2-0		0-0-0		0-0-0		
16-14-0	0-0-0	0-0-0		CONFERENCE		1-3-0		6-4-0		9-7-0		
9-3-0	0-0-0	0-0-0		HOME		0-0-0		5-1-0		4-2-0		
6-9-0	0-0-0	0-0-0		AWAY		1-2-0		1-2-0		4-5-0		
1-2-0	0-0-0	0-0-0		NEUTRAL		0-1-0		0-1-0		1-0-0		
RPI	S	Opponent	Score	RPI	S	Opponent	Score	RPI	S	Opponent	Score	
				26	A	UCLA	1 12					
				26	H	UCLA	1 13					
								62	A	Gonzaga	3 5	
								62	A	Gonzaga	5 2	
								62	A	Gonzaga	1 11	
								62	N	Gonzaga	1 13	
								72	N	Indiana St.	2 8	
								74	A	UNLV	10 11	
								98	H	Oregon	7 9	
								98	H	Oregon	4 2	
								98	H	Oregon	1 2	
								98	N	Oregon	1 6	
								101	H	Pepperdi ne	2 6	
								101	H	Pepperdi ne	5 3	
								101	H	Pepperdi ne	4 3	
								101	N	Pepperdi ne	6 7	
								110	A	UC Irvine	2 10	
								110	H	UC Irvine	5 6	
								114	A	Long Beach St.	6 9	
								114	H	Long Beach St.	5 4	
								124	H	Grand Canyon	5 11	
								125	A	Southern Cali forni a	2 3	
								125	H	Southern Cali forni a	1 6	
								126	A	San Diego	4 11	
								126	A	San Diego	6 18	
								126	A	San Diego	4 3	
								140	H	Saint Mary's (CA)	9 4	
								140	H	Saint Mary's (CA)	7 0	
								140	H	Saint Mary's (CA)	6 5	
								153	A	Hawai i	3 0	
								153	A	Hawai i	4 2	
								153	A	Hawai i	3 5	
								153	A	Hawai i	0 4	
								164	A	Santa Clara	3 6	
								164	A	Santa Clara	3 4	
								164	A	Santa Clara	2 5	
								170	A	Paci fic	2 3	
								170	A	Paci fic	13 4	
								170	A	Paci fic	5 7	
								172	H	San Franci sco	6 3	
								172	H	San Franci sco	4 3	
								172	H	San Franci sco	6 3	
								172	N	San Franci sco	1 0	
								176	H	Portl and	8 2	
								176	H	Portl and	1 2	
								176	H	Portl and	1 6	
LAST 10 GAMES				LAST 10 GAMES				LAST 10 GAMES				

Non-Div. I Games:

Loyola Marymount

RPI	S	Opponent	Score	
184	A	UC Santa Barbara	4	13
193	A	BYU	9	8
193	A	BYU	9	4
193	A	BYU	7	4
198	H	Val parai so	15	5
198	H	Val parai so	7	4
198	H	Val parai so	10	3
229	A	CSU Bakersfi el d	10	0
229	H	CSU Bakersfi el d	4	1

Loyol a Marymount

L
o
y
o
l
a
M
a
r
y
m
o
u
n
t

L
o
y
o
l
a
M
a
r
y
m
o
u
n
t

Average RPI Win:		147	WON-LOST RECORD		WINNING PCT. RANK		LAST 10 GAMES		STRENGTH OF SCHEDULE		OPP. STRENGTH OF SCHEDULE		TEAM RPI		ADJ RPI		CONF. RPI		ADJ CONF. RPI	
DIV. I ONLY			22-29-0		.43137 199		5-5-0		137		152		170		.4883 170		15		15	
DIV. I NON-CONF.			11-13-0		.45833 174		2-1-0		103		140		112		.51324 112		12		12	
TOTALS		RPI 1-25		RPI 26-50		W-L RECORDS		RPI 51-100		RPI 101-150		RPI 150+								
22-29-0		0-1-0		1-2-0		OVERALL		2-3-0		8-10-0		11-13-0								
11-12-0		0-0-0		0-0-0		HOME		2-2-0		3-5-0		6-5-0								
11-17-0		0-1-0		1-2-0		AWAY		0-1-0		5-5-0		5-8-0								
0-0-0		0-0-0		0-0-0		NEUTRAL		0-0-0		0-0-0		0-0-0								
11-13-0		0-1-0		1-2-0		NON-CONFERENCE		1-1-0		5-4-0		4-5-0								
5-3-0		0-0-0		0-0-0		HOME		1-0-0		1-1-0		3-2-0								
6-10-0		0-1-0		1-0-		AWAY		0-1-0		4-3-0		1-3-0								
0-0-0		0-0-0		0-0-0		NEUTRAL		0-0-0		0-0-0		0-0-0								
11-16-0		0-0-0		0-0-0		CONFERENCE		1-2-0		3-6-0		7-8-0								
6-9-0		0-0-0		0-0-0		HOME		1-2-0		2-4-0		3-3-0								
5-7-0		0-0-0		0-0-0		AWAY		0-0-0		1-2-0		4-5-0								
0-0-0		0-0-0		0-0-0		NEUTRAL		0-0-0		0-0-0		0-0-0								
RPI	S	Opponent		Score		RPI	S	Opponent		Score		RPI	S	Opponent		Score				
2	A	Stanford		1	4	29	A	Indiana		2	1	62	H	Gonzaga		2	5			
						29	A	Indiana		2	4	62	H	Gonzaga		1	7			
						29	A	Indiana		1	3	62	H	Gonzaga		2	1			
												66	A	Nevada		5	7			
												66	H	Nevada		10	9			
														101 A Pepperdi ne		4	3			
														101 A Pepperdi ne		3	5			
														101 A Pepperdi ne		3	6			
														115 A Sacramento St.		14	7			
														115 H Sacramento St.		2	9			
														126 H San Di ego		4	7			
														126 H San Di ego		0	9			
														126 H San Di ego		9	7			
														127 A Ari zona St.		3	8			
														127 A Ari zona St.		12	7			
														130 A Cal Poly		8	3			
														130 A Cal Poly		1	9			
														130 A Cal Poly		0	9			
														130 A Cal Poly		4	0			
														134 H San Jose St.		10	5			
														140 H Saint Mary's (CA)		5	1			
														140 H Saint Mary' s (CA)		3	10			
														140 H Saint Mary's (CA)		3	4			
														153 H Hawai i		10	1			
														164 H Santa Clara		4	12			
														164 H Santa Clara		6	9			
														164 H Santa Clara		7	3			
														169 H Loyol a Marymount		7	5			
														169 H Loyol a Marymount		3	2			
														169 H Loyol a Marymount		4	13			
														172 A San Franci sco		1	9			
														172 A San Franci sco		2	9			
														172 A San Franci sco		6	7			
														176 A Portl and		14	7			
														176 A Portl and		4	7			
														176 A Portl and		7	3			
														176 A Portl and		1	0			
														182 A Seattle U		2	11			
														182 A Seattle U		3	5			
														182 A Seattle U		5	6			

Non-Div. I Games:

Paci fi c

RPI	S	Opponent	Score	
182	A	Seattle U	8	5
193	A	BYU	6	5
193	A	BYU	1	3
193	A	BYU	9	3
247	H	Utah Valley	2	6
247	H	Utah Valley	4	3
247	H	Utah Valley	4	0
247	H	Utah Valley	3	4

P
a
c
i
f
i
c

P
a
c
i
f
i
c

Paci fi c

Page 239

RPI	S	Opponent	Score	
254	H	Lafayette	8	1
254	H	Lafayette	10	5
264	A	Longwood	12	6
264	H	Longwood	9	11

VMI

V
M
I

V
M
I

Average RPI Win: 148		WON-LOST	WINNING	LAST 10	STRENGTH OF		OPP. STRENGTH	TEAM	ADJ	CONF.	ADJ CONF.
Average RPI Loss: 129		RECORD	PCT. RANK	GAMES	SCHEDULE		OF SCHEDULE	RPI	RPI	RPI	RPI
DIV. I ONLY		28-30-0	.48276	153	3-7-0		182	110	172	.48724	172
DIV. I NON-CONF.		13-16-0	.44828	184	2-3-0		201	57	194	.47937	194
TOTALS		RPI 1-25	RPI 26-50		W-L RECORDS		RPI 51-100		RPI 101-150		RPI 150+
28-30-0		0-1-0	0-0-0		OVERALL		4-8-0		10-10-0		14-11-0
16-14-0		0-0-0	0-0-0		HOME		2-4-0		5-5-0		9-5-0
12-14-0		0-1-0	0-0-0		AWAY		2-4-0		5-4-0		5-5-0
0-2-0		0-0-0	0-0-0		NEUTRAL		0-0-0		0-1-0		0-1-0
13-16-0		0-1-0	0-0-0		NON-CONFERENCE		2-7-0		5-5-0		6-3-0
7-8-0		0-0-0	0-0-0		HOME		0-3-0		3-4-0		4-1-0
6-8-0		0-1-0	0-0-		AWAY		2-4-0		2-1-0		2-2-0
0-0-0		0-0-0	0-0-0		NEUTRAL		0-0-0		0-0-0		0-0-0
15-14-0		0-0-0	0-0-0		CONFERENCE		2-1-0		5-5-0		8-8-0
9-6-0		0-0-0	0-0-0		HOME		2-1-0		2-1-0		5-4-0
6-6-0		0-0-0	0-0-0		AWAY		0-0-0		3-3-0		3-3-0
0-2-0		0-0-0	0-0-0		NEUTRAL		0-0-0		0-1-0		0-1-0
RPI S	Opponent	Score	RPI S	Opponent	Score	RPI S	Opponent	Score	RPI S	Opponent	Score
2 A	Stanford	2 5				62 H	Gonzaga	3 0	101 A	Pepperdi ne	2 10
						62 H	Gonzaga	1 0	101 A	Pepperdi ne	3 5
						62 H	Gonzaga	0 6	101 A	Pepperdi ne	6 4
						66 A	Nevada	0 6	101 N	Pepperdi ne	2 8
						66 H	Nevada	3 6	115 A	Sacramento St.	2 0
						73 A	Cal i forni a	7 8	115 H	Sacramento St.	8 2
						73 H	Cal i forni a	4 5	126 H	San Di ego	8 4
						98 A	Oregon	5 1	126 H	San Di ego	4 2
						98 H	Oregon	2 5	126 H	San Di ego	0 5
						100 A	UTSA	5 13	134 A	San Jose St.	7 1
						100 A	UTSA	1 11	134 H	San Jose St.	10 0
						100 A	UTSA	11 2	134 H	San Jose St.	1 6
									135 H	Kansas St.	7 5
									135 H	Kansas St.	1 5
									135 H	Kansas St.	2 4
									138 A	Fresno St.	2 3
									138 H	Fresno St.	1 9
									140 A	Sai nt Mary' s (CA)	4 5
									140 A	Sai nt Mary' s (CA)	1 0
									140 A	Sai nt Mary' s (CA)	5 3
									158 H	Xavi er	8 2
									158 H	Xavi er	6 14
									158 H	Xavi er	1 0
									158 H	Xavi er	8 5
									164 H	Santa Clara	3 4
									164 H	Santa Clara	5 12
									164 H	Santa Clara	12 4
									169 A	Loyol a Marymount	3 4
									169 A	Loyol a Marymount	3 6
									169 A	Loyol a Marymount	3 6
									169 N	Loyol a Marymount	0 1
									170 H	Paci fi c	7 6
									170 H	Paci fi c	9 2
									170 H	Paci fi c	9 1
LAST 10 GAMES			LAST 10 GAMES			LAST 10 GAMES			LAST 10 GAMES		
			169 N	Loyol a Marymount	0 1	135 H	Kansas St.	2 4			
			101 N	Pepperdi ne	2 8	212 H	UC Davi s	3 0			
			193 H	BYU	6 2	193 H	BYU	7 9			
			135 H	Kansas St.	7 5	193 H	BYU	2 9			
			135 H	Kansas St.	1 5	66 A	Nevada	0 6			

Non-Div. I Games:

San Francisco

RPI	S	Opponent	Score	
176	A	Portland	6	4
176	A	Portland	6	4
176	A	Portland	4	0
193	H	BYU	7	9
193	H	BYU	6	2
193	H	BYU	2	9
212	A	UC Davis	7	9
212	H	UC Davis	3	0
234	A	UC Riverside	2	3
234	A	UC Riverside	2	1
234	A	UC Riverside	4	1

S
a
n
F
r
a
n
c
i
s
c
o

S
a
n
F
r
a
n
c
i
s
c
o

San Francisco

Average RPI Win: 197		WON-LOST	WINNING	LAST 10	STRENGTH OF		OPP. STRENGTH	TEAM	ADJ	CONF.	ADJ CONF.
Average RPI Loss: 144		RECORD	PCT. RANK	GAMES	SCHEDULE		OF SCHEDULE	RPI	RPI	RPI	RPI
DIV. I ONLY		30-31-0	.4918	148	4-6-0		197	193	173	.48681	173
DIV. I NON-CONF.		12-14-0	.46154	168	1-0-0		207	211	182	.48464	182
TOTALS		RPI 1-25	RPI 26-50		W-L RECORDS		RPI 51-100		RPI 101-150		RPI 150+
30-31-0		0-4-0	1-1-0		OVERALL		3-6-0		5-7-0		21-13-0
15-9-0		0-0-0	0-0-0		HOME		2-1-0		0-0-0		13-8-0
12-18-0		0-4-0	1-1-0		AWAY		1-3-0		3-6-0		7-4-0
3-4-0		0-0-0	0-0-0		NEUTRAL		0-2-0		2-1-0		1-1-0
12-14-0		0-1-0	1-1-0		NON-CONFERENCE		1-3-0		0-4-0		10-5-0
6-3-0		0-0-0	0-0-0		HOME		0-0-0		0-0-0		6-3-0
6-9-0		0-1-0	1-0-		AWAY		1-3-0		0-3-0		4-1-0
0-2-0		0-0-0	0-0-0		NEUTRAL		0-0-0		0-1-0		0-1-0
18-17-0		0-3-0	0-0-0		CONFERENCE		2-3-0		5-3-0		11-8-0
9-6-0		0-0-0	0-0-0		HOME		2-1-0		0-0-0		7-5-0
6-9-0		0-3-0	0-0-0		AWAY		0-0-0		3-3-0		3-3-0
3-2-0		0-0-0	0-0-0		NEUTRAL		0-2-0		2-0-0		1-0-0
RPI	S	Opponent	Score	RPI	S	Opponent	Score	RPI	S	Opponent	Score
23	A	Tennessee Tech	6 12	30	A	Kentucky	5 16	65	A	UNCW	4 5
23	A	Tennessee Tech	5 8	38	A	Vanderbilt	6 5	82	A	Virginia	7 6
23	A	Tennessee Tech	4 5					82	A	Virginia	3 12
24	A	Louisville	2 4					82	A	Virginia	1 13
								96	H	Morehead St.	2 10
								96	H	Morehead St.	4 3
								96	H	Morehead St.	10 4
								96	N	Morehead St.	7 12
								96	N	Morehead St.	2 5
								119	N	Butler	5 6
								122	A	Jacksonville St.	9 6
								122	A	Jacksonville St.	1 6
								122	A	Jacksonville St.	11 7
								122	N	Jacksonville St.	11 8
								137	A	Austin Peay	8 5
								137	A	Austin Peay	15 18
								137	A	Austin Peay	9 11
								137	N	Austin Peay	5 1
								141	A	Mercer	9 14
								141	A	Mercer	3 10
								141	A	Mercer	4 5
								158	A	Xavier	12 8
								158	H	Xavier	14 22
								166	A	ETSU	7 12
								166	H	ETSU	9 4
								185	A	Dayton	11 6
								199	H	Southeast Mo. St.	6 7
								199	H	Southeast Mo. St.	9 10
								199	H	Southeast Mo. St.	2 7
								202	N	Lehigh	4 5
								206	A	Western Ky.	7 5
								206	H	Western Ky.	9 13
								220	H	SIUE	15 3
								220	H	SIUE	10 7
								220	H	SIUE	11 8
								228	H	Eastern Ill.	7 1
								228	H	Eastern Ill.	5 4
								228	H	Eastern Ill.	5 0
								241	H	Western Caro.	10 5
								243	H	Murray St.	6 7
								243	H	Murray St.	10 11
								243	H	Murray St.	7 5
								243	N	Murray St.	13 6
LAST 10 GAMES				LAST 10 GAMES				LAST 10 GAMES			

Non-Div. I Games:

Eastern Ky.

RPI	S	Opponent	Score	
265	A	UT Martin	9	4
265	A	UT Martin	7	6
265	A	UT Martin	5	3
267	A	Belmont	5	15
267	A	Belmont	4	6
267	A	Belmont	2	3
275	H	Coppin St.	14	4
275	H	Coppin St.	15	1
275	H	Coppin St.	10	8
278	A	Northern Ky.	12	9
278	H	Northern Ky.	6	14
282	H	Bowling Green	9	0

Eastern Ky.

E
a
s
t
e
r
n
K
y
.

E
a
s
t
e
r
n
K
y
.

Average RPI Win: 158		WON-LOST RECORD		WINNING PCT. RANK		LAST 10 GAMES		STRENGTH OF SCHEDULE		OPP. STRENGTH OF SCHEDULE		TEAM RPI		ADJ RPI		CONF. RPI		ADJ CONF. RPI					
DIV. I ONLY		24-30-0		.44444		191		4-6-0		84		131		174		.48661		174		7		7	
DIV. I NON-CONF.		14-16-0		.46667		163		0-1-0		150		221		215		.46894		215		10		10	
TOTALS		RPI 1-25		RPI 26-50		W-L RECORDS		RPI 51-100		RPI 101-150		RPI 150+											
24-30-0		1-8-0		2-1-0		OVERALL		5-7-0		3-6-0		13-8-0											
19-15-0		1-3-0		0-0-0		HOME		5-6-0		1-0-0		12-6-0											
3-13-0		0-4-0		1-1-0		AWAY		0-1-0		2-5-0		0-2-0											
2-2-0		0-1-0		1-0-0		NEUTRAL		0-0-0		0-1-0		1-0-0											
14-16-0		0-2-0		2-1-0		NON-CONFERENCE		3-6-0		1-1-0		8-6-0											
12-10-0		0-1-0		0-0-0		HOME		3-5-0		1-0-0		8-4-0											
1-6-0		0-1-0		1-0-		AWAY		0-1-0		0-1-0		0-2-0											
1-0-0		0-0-0		1-0-0		NEUTRAL		0-0-0		0-0-0		0-0-0											
10-14-0		1-6-0		0-0-0		CONFERENCE		2-1-0		2-5-0		5-2-0											
7-5-0		1-2-0		0-0-0		HOME		2-1-0		0-0-0		4-2-0											
2-7-0		0-3-0		0-0-0		AWAY		0-0-0		2-4-0		0-0-0											
1-2-0		0-1-0		0-0-0		NEUTRAL		0-0-0		0-1-0		1-0-0											
RPI	S	Opponent		Score		RPI	S	Opponent		Score		RPI	S	Opponent		Score							
4	A	Stetson		2 3		31	A	Purdue		2 6		58	H	Mi chi gan		4 2							
4	A	Stetson		1 5		31	A	Purdue		3 1		58	H	Mi chi gan		7 4							
4	A	Stetson		0 5		38	N	Vanderbi l t		5 1		58	H	Mi chi gan		11 16							
21	H	Jacksonville		12 7								61	H	Kent St.		1 3							
21	H	Jacksonville		2 5								68	H	UNCG		9 13							
21	H	Jacksonville		6 17								68	H	UNCG		3 2							
21	N	Jacksonville		6 9								68	H	UNCG		3 9							
23	A	Tennessee Tech		7 27								72	H	Indiana St.		3 17							
23	H	Tennessee Tech		6 17								76	A	Tennessee		5 8							
												85	H	FGCU		14 2							
												85	H	FGCU		1 5							
												85	H	FGCU		11 4							
												155	H	NJIT		7 0							
												155	H	NJIT		3 4							
												155	H	NJIT		10 6							
												155	N	NJIT		10 5							
												199	H	Southeast Mo. St.		8 7							
												199	H	Southeast Mo. St.		7 6							
												230	H	USC Upstate		0 2							
												230	H	USC Upstate		7 4							
												230	H	USC Upstate		5 2							
												262	H	UNC Asheville		3 2							
												262	H	UNC Asheville		4 2							
												262	H	UNC Asheville		3 6							
												267	A	Belmont		7 8							
												267	H	Belmont		6 8							
												278	H	Northern Ky.		12 4							
												278	H	Northern Ky.		9 5							
												278	H	Northern Ky.		1 2							
												278	H	Northern Ky.		11 6							
												293	H	Fairleigh Dickin son		3 1							
						LAST 10 GAMES																	
						113 N North Florida						85 H FGCU											
						155 N NJIT						113 A North Florida											
						21 N Jacksonville						113 A North Florida											
						85 H FGCU						113 A North Florida											
						85 H FGCU						137 A Austin Peay											

Non-Div. I Games:

Li pscomb

Average RPI Win: 204		WON-LOST	WINNING	LAST 10	STRENGTH OF		OPP. STRENGTH	TEAM	ADJ	CONF.	ADJ CONF.
Average RPI Loss: 146		RECORD	PCT. RANK	GAMES	SCHEDULE		OF SCHEDULE	RPI	RPI	RPI	RPI
DIV. I ONLY		29-27-0	.51786	134	7-3-0		217	196	175	.48637	175
DIV. I NON-CONF.		10-16-0	.38462	217	0-0-0		265	215	250	.43921	250
TOTALS		RPI 1-25	RPI 26-50		W-L RECORDS		RPI 51-100		RPI 101-150		RPI 150+
29-27-0		0-2-0	0-0-0		OVERALL		1-4-0		10-12-0		18-9-0
15-6-0		0-0-0	0-0-0		HOME		0-0-0		2-2-0		13-4-0
10-13-0		0-1-0	0-0-0		AWAY		1-2-0		5-5-0		4-5-0
4-8-0		0-1-0	0-0-0		NEUTRAL		0-2-0		3-5-0		1-0-0
10-16-0		0-2-0	0-0-0		NON-CONFERENCE		0-0-0		2-7-0		8-7-0
6-3-0		0-0-0	0-0-0		HOME		0-0-0		0-1-0		6-2-0
3-8-0		0-1-0	0-0-		AWAY		0-0-0		2-2-0		1-5-0
1-5-0		0-1-0	0-0-0		NEUTRAL		0-0-0		0-4-0		1-0-0
19-11-0		0-0-0	0-0-0		CONFERENCE		1-4-0		8-5-0		10-2-0
9-3-0		0-0-0	0-0-0		HOME		0-0-0		2-1-0		7-2-0
7-5-0		0-0-0	0-0-0		AWAY		1-2-0		3-3-0		3-0-0
3-3-0		0-0-0	0-0-0		NEUTRAL		0-2-0		3-1-0		0-0-0
RPI S	Opponent	Score	RPI S	Opponent	Score	RPI S	Opponent	Score	RPI S	Opponent	Score
19 A	NC State	2 3				94 N	Saint Louis	4 5	104 A	George Washington	5 3
24 N	Louisville	8 15				94 N	Saint Louis	0 5	104 A	George Washington	0 1
						99 A	Davidson	2 0	104 A	George Washington	4 3
						99 A	Davidson	3 4	104 N	George Washington	11 3
						99 A	Davidson	5 9	104 N	George Washington	9 4
									116 N	Fordham	4 0
									117 H	Richmond	1 5
									117 H	Richmond	1 0
									117 H	Richmond	5 1
									117 N	Richmond	2 16
									119 N	Butler	4 5
									119 N	Butler	3 5
									119 N	Butler	0 3
									119 N	Butler	1 12
									128 A	VCU	11 3
									128 A	VCU	0 1
									128 A	VCU	4 6
									136 A	FIU	12 8
									136 A	FIU	0 16
									136 A	FIU	3 14
									145 A	James Madison	7 1
									145 H	James Madison	1 2
									187 A	Georgetown	3 7
									187 A	Georgetown	7 10
									187 A	Georgetown	2 6
									208 H	Fairfield	7 5
									208 H	Fairfield	5 13
									208 H	Fairfield	7 1
									227 H	Saint Joseph's	5 4
									227 H	Saint Joseph's	2 0
									227 H	Saint Joseph's	1 3
									232 H	UMBC	11 4
									244 A	The Citadel	0 3
									254 H	Lafayette	12 3
LAST 10 GAMES			LAST 10 GAMES			LAST 10 GAMES			LAST 10 GAMES		
						94 N	Saint Louis	0 5	283 A	La Salle	15 4
						104 N	George Washington	9 4	283 A	La Salle	9 2
						94 N	Saint Louis	4 5	283 A	La Salle	5 3
						116 N	Fordham	4 0	227 H	Saint Joseph's	2 0
						104 N	George Washington	11 3	227 H	Saint Joseph's	1 3
									232 H	UMBC	11 4
									244 A	The Citadel	0 3
									254 H	Lafayette	12 3

Non-Div. I Games:

George Mason

RPI	S	Opponent	Score	
254	H	Lafayette	13	12
254	H	Lafayette	2	3
259	H	Massachusetts	2	1
259	H	Massachusetts	0	1
259	H	Massachusetts	11	2
264	A	Longwood	10	13
273	A	Towson	16	9
273	H	Towson	14	7
277	H	St. Bonaventure	4	0
277	H	St. Bonaventure	7	6
277	H	St. Bonaventure	6	0
281	N	Villanova	6	1
283	A	La Salle	15	4
283	A	La Salle	5	3
283	A	La Salle	9	2

George Mason

G
e
o
r
g
e
M
a
s
o
n

G
e
o
r
g
e
M
a
s
o
n

Average RPI Win: 156		WON-LOST RECORD		WINNING PCT. RANK		LAST 10 GAMES		STRENGTH OF SCHEDULE		OPP. STRENGTH OF SCHEDULE		TEAM RPI		ADJ RPI		CONF. RPI		ADJ CONF. RPI	
DIV. I ONLY		23-30-0		.43396 198		6-4-0		112		158		176		.48604 176		15		15	
DIV. I NON-CONF.		11-15-0		.42308 195		3-1-0		71		159		162		.49463 162		12		12	
TOTALS		RPI 1-25		RPI 26-50		W-L RECORDS		RPI 51-100		RPI 101-150		RPI 150+							
23-30-0		0-2-0		0-3-0		OVERALL		3-5-0		7-6-0		13-14-0							
13-16-0		0-0-0		0-0-0		HOME		1-0-0		5-5-0		7-11-0							
10-13-0		0-1-0		0-3-0		AWAY		2-5-0		2-1-0		6-3-0							
0-1-0		0-1-0		0-0-0		NEUTRAL		0-0-0		0-0-0		0-0-0							
11-15-0		0-2-0		0-3-0		NON-CONFERENCE		3-2-0		2-2-0		6-6-0							
7-7-0		0-0-0		0-0-0		HOME		1-0-0		2-2-0		4-5-0							
4-7-0		0-1-0		0-0-		AWAY		2-2-0		0-0-0		2-1-0							
0-1-0		0-1-0		0-0-0		NEUTRAL		0-0-0		0-0-0		0-0-0							
12-15-0		0-0-0		0-0-0		CONFERENCE		0-3-0		5-4-0		7-8-0							
6-9-0		0-0-0		0-0-0		HOME		0-0-0		3-3-0		3-6-0							
6-6-0		0-0-0		0-0-0		AWAY		0-3-0		2-1-0		4-2-0							
0-0-0		0-0-0		0-0-0		NEUTRAL		0-0-0		0-0-0		0-0-0							
RPI	S	Opponent		Score		RPI	S	Opponent		Score		RPI	S	Opponent		Score			
7	A	Oregon St.		3	6	26	A	UCLA		2	7	62	A	Gonzaga		4	6		
7	N	Oregon St.		2	9	26	A	UCLA		3	15	62	A	Gonzaga		0	3		
						26	A	UCLA		0	13	62	A	Gonzaga		8	9		
												63	A	Washi ngton		6	4		
												74	A	UNLV		2	12		
												74	A	UNLV		7	8		
												98	A	Oregon		9	7		
												98	H	Oregon		2	1		
		</																	

Non-Div. I Games:

Portland

RPI	S	Opponent	Score	
227	H	Sai nt Joseph' s	6	1
227	H	Sai nt Joseph' s	9	2
229	H	CSU Bakersfi el d	3	7
229	H	CSU Bakersfi el d	1	5
229	H	CSU Bakersfi el d	5	0
229	H	CSU Bakersfi el d	8	10

Portl and

P
o
r
t
l
a
n
d

P
o
r
t
l
a
n
d

Average RPI Win: 129		WON-LOST	WINNING	LAST 10	STRENGTH OF		OPP. STRENGTH	TEAM	ADJ	CONF.	ADJ CONF.
Average RPI Loss: 95		RECORD	PCT. RANK	GAMES	SCHEDULE		OF SCHEDULE	RPI	RPI	RPI	RPI
DIV. I ONLY		20-32-0	.38462	230	4-6-0		106	61	177	.48595	177
DIV. I NON-CONF.		9-12-0	.42857	192	0-2-0		133	53	173	.49078	172
TOTALS		RPI 1-25	RPI 26-50		W-L RECORDS		RPI 51-100		RPI 101-150		RPI 150+
20-32-0		1-7-0	2-6-0		OVERALL		5-4-0		7-8-0		5-7-0
11-14-0		0-4-0	0-3-0		HOME		3-3-0		5-3-0		3-1-0
9-17-0		1-3-0	2-3-0		AWAY		2-1-0		2-5-0		2-5-0
0-1-0		0-0-0	0-0-0		NEUTRAL		0-0-0		0-0-0		0-1-0
9-12-0		1-4-0	0-2-0		NON-CONFERENCE		0-0-0		5-4-0		3-2-0
6-4-0		0-1-0	0-0-0		HOME		0-0-0		3-2-0		3-1-0
3-8-0		1-3-0	0-0-		AWAY		0-0-0		2-2-0		0-1-0
0-0-0		0-0-0	0-0-0		NEUTRAL		0-0-0		0-0-0		0-0-0
11-20-0		0-3-0	2-4-0		CONFERENCE		5-4-0		2-4-0		2-5-0
5-10-0		0-3-0	0-3-0		HOME		3-3-0		2-1-0		0-0-0
6-9-0		0-0-0	2-1-0		AWAY		2-1-0		0-3-0		2-4-0
0-1-0		0-0-0	0-0-0		NEUTRAL		0-0-0		0-0-0		0-1-0
RPI S	Opponent	Score	RPI S	Opponent	Score	RPI S	Opponent	Score	RPI S	Opponent	Score
5 A	Ole Miss	3 10	39 H	Troy	10 13	56 H	Louisiana	8 7	118 H	Texas St.	2 1
5 H	Ole Miss	8 15	39 H	Troy	9 12	56 H	Louisiana	14 2	118 H	Texas St.	3 10
17 H	Coastal Caro.	1 3	39 H	Troy	3 4	56 H	Louisiana	1 6	118 H	Texas St.	6 1
17 H	Coastal Caro.	3 8	48 A	Missouri	9 14	78 H	Ga. Southern	6 5	123 H	Illinois St.	1 0
17 H	Coastal Caro.	14 26	48 A	Missouri	1 11	78 H	Ga. Southern	5 10	123 H	Illinois St.	4 11
25 A	Missouri St.	4 12	49 A	South Alabama	6 9	78 H	Ga. Southern	1 4	123 H	Illinois St.	3 18
25 A	Missouri St.	4 1	49 A	South Alabama	6 3	93 A	Little Rock	7 6	132 A	Georgia St.	3 12
25 A	Missouri St.	4 5	49 A	South Alabama	6 3	93 A	Little Rock	4 1	132 A	Georgia St.	2 3
						93 A	Little Rock	2 6	132 A	Georgia St.	7 16
									142 H	Southern Ill.	9 8
									143 A	Central Ark.	3 14
									143 H	Central Ark.	12 5
									147 A	New Orleans	6 3
									147 A	New Orleans	1 2
									147 A	New Orleans	12 3
									183 A	UT Arlington	6 4
									183 A	UT Arlington	2 11
									183 A	UT Arlington	2 4
									183 N	UT Arlington	4 5
									188 A	Memphis	1 4
									188 H	Memphis	3 6
									197 A	La. -Monroe	0 4
									197 A	La. -Monroe	31 7
									197 A	La. -Monroe	0 2
									199 H	Southeast Mo. St.	7 6
									265 H	UT Martin	13 5
									292 H	Mississippi Val.	9 0
LAST 10 GAMES											
			183 N	UT Arlington	4 5	78 H	Ga. Southern	1 4			
			93 A	Little Rock	2 6	78 H	Ga. Southern	5 10			
			93 A	Little Rock	4 1	78 H	Ga. Southern	6 5			
			93 A	Little Rock	7 6	143 A	Central Ark.	3 14			
			5 H	Ole Miss	8 15	118 H	Texas St.	2 1			

Non-Div. I Games:

Arkansas St.

Average RPI Win:		218	WON-LOST RECORD		WINNING PCT. RANK		LAST 10 GAMES		STRENGTH OF SCHEDULE		OPP. STRENGTH OF SCHEDULE		TEAM RPI		ADJ RPI		CONF. RPI		ADJ CONF. RPI	
DIV. I ONLY			25-28-0		.4717 168		5-5-0		222		266		178		.48536 178		28		28	
DIV. I NON-CONF.			12-17-0		.41379 200		1-0-0		121		255		116		.51232 116		27		27	
TOTALS		RPI 1-25		RPI 26-50		W-L RECORDS		RPI 51-100		RPI 101-150		RPI 150+								
25-28-0		0-3-0		0-0-0		OVERALL		0-2-0		6-9-0		19-14-0								
8-6-0		0-0-0		0-0-0		HOME		0-0-0		3-3-0		5-3-0								
17-22-0		0-3-0		0-0-0		AWAY		0-2-0		3-6-0		14-11-0								
0-0-0		0-0-0		0-0-0		NEUTRAL		0-0-0		0-0-0		0-0-0								
12-17-0		0-3-0		0-0-0		NON-CONFERENCE		0-2-0		3-6-0		9-6-0								
1-1-0		0-0-0		0-0-0		HOME		0-0-0		0-0-0		1-1-0								
11-16-0		0-3-0		0-0-		AWAY		0-2-0		3-6-0		8-5-0								
0-0-0		0-0-0		0-0-0		NEUTRAL		0-0-0		0-0-0		0-0-0								
13-11-0		0-0-0		0-0-0		CONFERENCE		0-0-0		3-3-0		10-8-0								
7-5-0		0-0-0		0-0-0		HOME		0-0-0		3-3-0		4-2-0								
6-6-0		0-0-0		0-0-0		AWAY		0-0-0		0-0-0		6-6-0								
0-0-0		0-0-0		0-0-0		NEUTRAL		0-0-0		0-0-0		0-0-0								
RPI	S	Opponent		Score		RPI	S	Opponent		Score		RPI	S	Opponent		Score				
4	A	Stetson		5	6							116	A	Fordham		3	8			
4	A	Stetson		2	6							116	A	Fordham		2	0			
4	A	Stetson		0	5							116	A	Fordham		1	9			
												121	A	CSUN		5	31			
												121	A	CSUN		1	5			
												121	A	CSUN		5	21			
												128	A	VCU		1	2			
												128	A	VCU		8	6			
												128	A	VCU		6	4			
												133	H	Canisius		2	1			
												133	H	Canisius		6	5			
												133	H	Canisius		6	10			
												139	H	Marist		2	1			
												139	H	Marist		2	12			
												139	H	Marist		2	3			
												156	A	Hofstra		12	4			
												156	H	Hofstra		4	15			
												160	A	Monmouth		1	6			
												160	A	Monmouth		0	1			
												160	A	Monmouth		7	17			
												181	A	Stony Brook		3	4			
												181	A	Stony Brook		12	3			
												186	A	Columbia		8	7			
												208	H	Fairfield		3	2			
												208	H	Fairfield		4	3			
												208	H	Fairfield		0	1			
												214	A	LIU Brooklyn		5	8			
												214	A	LIU Brooklyn		7	6			
												227	A	Saint Joseph's		3	6			
												237	A	Siena		8	3			
												237	A	Siena		0	4			
												237	A	Siena		3	1			
												251	A	Niagara		3	9			
												251	A	Niagara		6	5			
LAST 10 GAMES																				
						251	A	Niagara		1	3	133	H	Canisius		2	1			
						251	A	Niagara		6	5	139	H	Marist		2	12			
						251	A	Niagara		3	9	139	H	Marist		2	3			
						133	H	Canisius		6	5	139	H	Marist		2	1			
						133	H	Canisius		6	10	252	H	Albany (NY)		4	3			

Non-Div. I Games:

Manhattan

RPI	S	Opponent	Score	
251	A	Niagara	1	3
252	A	Albany (NY)	2	3
252	H	Albany (NY)	4	3
262	A	UNC Asheville	16	2
262	A	UNC Asheville	3	9
262	A	UNC Asheville	8	3
281	A	Villanova	7	5
283	A	La Salle	11	6
285	H	Rider	4	8
285	H	Rider	12	2
285	H	Rider	3	2
295	A	Saint Peter's	2	0
295	A	Saint Peter's	18	2
295	A	Saint Peter's	15	5

Manhattan

Manhattan

Manhattan

Average RPI Win: 159		WON-LOST	WINNING	LAST 10	STRENGTH OF		OPP. STRENGTH	TEAM	ADJ	CONF.	ADJ CONF.
Average RPI Loss: 99		RECORD	PCT. RANK	GAMES	SCHEDULE		OF SCHEDULE	RPI	RPI	RPI	RPI
DIV. I ONLY		18-36-0	.33333	255	5-5-0		87	88	179	.485	179
DIV. I NON-CONF.		9-15-0	.375	220	0-1-0		89	187	163	.49388	163
TOTALS		RPI 1-25	RPI 26-50		W-L RECORDS		RPI 51-100		RPI 101-150		RPI 150+
18-36-0		1-3-0	1-5-0		OVERALL		3-13-0		1-8-0		12-7-0
6-13-0		1-2-0	1-2-0		HOME		1-5-0		0-0-0		3-4-0
12-22-0		0-1-0	0-3-0		AWAY		2-8-0		1-8-0		9-2-0
0-1-0		0-0-0	0-0-0		NEUTRAL		0-0-0		0-0-0		0-1-0
9-15-0		0-1-0	0-0-0		NON-CONFERENCE		2-5-0		0-3-0		7-6-0
3-4-0		0-0-0	0-0-0		HOME		0-0-0		0-0-0		3-4-0
6-10-0		0-1-0	0-0-		AWAY		2-5-0		0-3-0		4-1-0
0-1-0		0-0-0	0-0-0		NEUTRAL		0-0-0		0-0-0		0-1-0
9-21-0		1-2-0	1-5-0		CONFERENCE		1-8-0		1-5-0		5-1-0
3-9-0		1-2-0	1-2-0		HOME		1-5-0		0-0-0		0-0-0
6-12-0		0-0-0	0-3-0		AWAY		0-3-0		1-5-0		5-1-0
0-0-0		0-0-0	0-0-0		NEUTRAL		0-0-0		0-0-0		0-0-0
RPI S	Opponent	Score	RPI S	Opponent	Score	RPI S	Opponent	Score	RPI S	Opponent	Score
8 A	North Carolina	1 4	39 H	Troy	2 6	56 H	Louisiana	4 5	108 A	Elon	0 10
17 H	Coastal Caro.	11 7	39 H	Troy	5 2	56 H	Louisiana	3 4	108 A	Elon	0 5
17 H	Coastal Caro.	5 10	39 H	Troy	3 15	56 H	Louisiana	2 6	108 A	Elon	2 5
17 H	Coastal Caro.	4 10	49 A	South Alabama	0 5	65 A	UNCW	0 2	118 A	Texas St.	2 3
			49 A	South Alabama	1 9	65 A	UNCW	6 2	118 A	Texas St.	2 8
			49 A	South Alabama	0 2	65 A	UNCW	1 2	118 A	Texas St.	2 7
						68 A	UNCG	6 4	132 A	Georgia St.	4 3
						68 A	UNCG	3 10	132 A	Georgia St.	2 4
						68 A	UNCG	6 11	132 A	Georgia St.	2 3
						71 A	Wake Forest	3 7	168 A	Gardner-Webb	8 4
						78 A	Ga. Southern	1 7	168 N	Gardner-Webb	1 8
						78 A	Ga. Southern	4 11	183 A	UT Arlington	6 4
						78 A	Ga. Southern	0 2	183 A	UT Arlington	5 0
						93 H	Little Rock	4 10	183 A	UT Arlington	2 1
						93 H	Little Rock	7 6	197 A	La. -Monroe	0 5
						93 H	Little Rock	6 12	197 A	La. -Monroe	4 1
									197 A	La. -Monroe	4 1
									205 H	Marshall	2 4
									205 H	Marshall	5 14
									205 H	Marshall	8 5
									210 A	Radford	5 1
									210 H	Radford	3 8
									213 A	N. C. A&T	2 9
									213 H	N. C. A&T	2 0
									224 A	N. C. Central	6 0
									224 H	N. C. Central	6 7
									241 A	Western Caro.	13 3
									241 H	Western Caro.	4 2
			LAST 10 GAMES								
			17 H	Coastal Caro.	11 7	132 A	Georgia St.	4 3			
			17 H	Coastal Caro.	5 10	132 A	Georgia St.	2 4			
			17 H	Coastal Caro.	4 10	183 A	UT Arlington	6 4			
			210 H	Radford	3 8	183 A	UT Arlington	2 1			
			132 A	Georgia St.	2 3	183 A	UT Arlington	5 0			

Non-Div. I Games:

Appalachian St.

Average RPI Win: 197		WON-LOST	WINNING	LAST 10	STRENGTH OF		OPP. STRENGTH	TEAM	ADJ		CONF.	ADJ CONF.
Average RPI Loss: 151		RECORD	PCT. RANK	GAMES	SCHEDULE		OF SCHEDULE	RPI	RPI		RPI	RPI
DIV. I ONLY		25-29-0	.46296	177	5-5-0		207	198	180		.48446	180
DIV. I NON-CONF.		11-16-0	.40741	205	2-2-0		170	99	168		.49182	168
TOTALS		RPI 1-25	RPI 26-50		W-L RECORDS		RPI 51-100		RPI 101-150		RPI 150+	
25-29-0		0-1-0	0-4-0		OVERALL		3-2-0		2-8-0		20-14-0	
9-5-0		0-1-0	0-0-0		HOME		0-0-0		0-0-0		9-4-0	
10-19-0		0-0-0	0-4-0		AWAY		1-2-0		2-5-0		7-8-0	
6-5-0		0-0-0	0-0-0		NEUTRAL		2-0-0		0-3-0		4-2-0	
11-16-0		0-1-0	0-4-0		NON-CONFERENCE		3-2-0		1-5-0		7-4-0	
2-3-0		0-1-0	0-0-0		HOME		0-0-0		0-0-0		2-2-0	
6-11-0		0-0-0	0-0-0		AWAY		1-2-0		1-3-0		4-2-0	
3-2-0		0-0-0	0-0-0		NEUTRAL		2-0-0		0-2-0		1-0-0	
14-13-0		0-0-0	0-0-0		CONFERENCE		0-0-0		1-3-0		13-10-0	
7-2-0		0-0-0	0-0-0		HOME		0-0-0		0-0-0		7-2-0	
4-8-0		0-0-0	0-0-0		AWAY		0-0-0		1-2-0		3-6-0	
3-3-0		0-0-0	0-0-0		NEUTRAL		0-0-0		0-1-0		3-2-0	
RPI S	Opponent	Score	RPI S	Opponent	Score	RPI S	Opponent	Score	RPI S	Opponent	Score	
16 H	UConn	7 14	35 A	Northeastern	2 4	71 A	Wake Forest	1 8	139 A	Marist	7 8	
			38 A	Vanderbilt	2 9	71 A	Wake Forest	5 3	145 A	James Madison	5 6	
			38 A	Vanderbilt	0 15	71 A	Wake Forest	7 14	145 A	James Madison	4 5	
			38 A	Vanderbilt	2 15	96 N	Morehead St.	2 1	145 A	James Madison	7 6	
						96 N	Morehead St.	12 6	148 N	Ball St.	5 8	
									148 N	Ball St.	3 4	
									150 A	Hartford	9 13	
									150 A	Hartford	7 6	
									150 A	Hartford	3 6	
									150 N	Hartford	3 4	
									167 H	Boston College	4 9	
									168 N	Gardner-Webb	9 0	
									171 A	VMI	8 4	
									171 A	VMI	3 6	
									171 A	VMI	9 5	
									181 A	Stony Brook	5 6	
									181 A	Stony Brook	6 5	
									181 A	Stony Brook	8 9	
									181 H	Stony Brook	2 0	
									181 H	Stony Brook	0 3	
									181 H	Stony Brook	5 3	
									181 N	Stony Brook	5 6	
									208 H	Fairfield	3 1	
									208 H	Fairfield	7 4	
									208 H	Fairfield	3 5	
									221 H	Maine	4 9	
									221 H	Maine	1 0	
									221 H	Maine	9 8	
									222 A	Binghamton	0 3	
									222 A	Binghamton	1 5	
									222 A	Binghamton	2 10	
									232 H	UMBC	9 2	
									232 H	UMBC	8 0	
									232 H	UMBC	3 1	

Non-Div. I Games:

UMass Lowell

RPI	S	Opponent	Score	
237	A	Siena	9	14
246	A	Dartmouth	12	8
252	A	Albany (NY)	8	2
252	A	Albany (NY)	12	4
252	A	Albany (NY)	1	7
252	N	Albany (NY)	1	0
252	N	Albany (NY)	4	0
252	N	Albany (NY)	3	2
252	N	Albany (NY)	0	1
259	A	Massachusetts	4	1

UMass Lowell I

U
M
a
s
s
L
o
w
e
l
l

U
M
a
s
s
L
o
w
e
l
l

Average RPI Win:		208	WON-LOST RECORD		WINNING PCT. RANK		LAST 10 GAMES		STRENGTH OF SCHEDULE		OPP. STRENGTH OF SCHEDULE		TEAM RPI		ADJ RPI		CONF. RPI		ADJ CONF. RPI					
DIV. I ONLY			32-25-0		.5614		105		5-5-0		246		242		181		.48365		181		23		23	
DIV. I NON-CONF.			17-11-0		.60714		85		0-0-0		168		268		122		.5097		122		22		22	
TOTALS		RPI 1-25		RPI 26-50				W-L RECORDS				RPI 51-100				RPI 101-150				RPI 150+				
32-25-0		0-3-0		0-0-0				OVERALL				2-3-0				2-3-0				28-16-0				
17-11-0		0-0-0		0-0-0				HOME				2-3-0				2-1-0				13-7-0				
10-12-0		0-3-0		0-0-0				AWAY				0-0-0				0-0-0				10-9-0				
5-2-0		0-0-0		0-0-0				NEUTRAL				0-0-0				0-2-0				5-0-0				
17-11-0		0-3-0		0-0-0				NON-CONFERENCE				2-3-0				0-0-0				15-5-0				
10-6-0		0-0-0		0-0-0				HOME				2-3-0				0-0-0				8-3-0				
5-5-0		0-3-0		0-0-				AWAY				0-0-0				0-0-0				5-2-0				
2-0-0		0-0-0		0-0-0				NEUTRAL				0-0-0				0-0-0				2-0-0				
15-14-0		0-0-0		0-0-0				CONFERENCE				0-0-0				2-3-0				13-11-0				
7-5-0		0-0-0		0-0-0				HOME				0-0-0				2-1-0				5-4-0				
5-7-0		0-0-0		0-0-0				AWAY				0-0-0				0-0-0				5-7-0				
3-2-0		0-0-0		0-0-0				NEUTRAL				0-0-0				0-2-0				3-0-0				
RPI	S	Opponent		Score		RPI	S	Opponent		Score		RPI	S	Opponent		Score		RPI	S	Opponent		Score		
1	A	Florida		5	12							75	H	Wagner		2	7	150	H	Hartford		8	5	
1	A	Florida		1	3							75	H	Wagner		6	14	150	H	Hartford		3	2	
1	A	Florida		0	8							75	H	Wagner		3	7	150	H	Hartford		0	7	
												88	H	Bryant		9	1	150	N	Hartford		4	9	
												88	H	Bryant		5	3	150	N	Hartford		0	2	
																		178	H	Manhattan		3	12	
																		178	H	Manhattan		4	3	
																		180	A	UMass Lowell		3	5	
																		180	A	UMass Lowell		0	2	
																		180	A	UMass Lowell		3	0	
																		180	H	UMass Lowell		9	8	
																		180	H	UMass Lowell		6	5	
																		180	H	UMass Lowell		5	6	
																		180	N	UMass Lowell		6	5	
																		189	A	Nicholls St.		7	14	
																		189	A	Nicholls St.		6	3	
																		189	A	Nicholls St.		6	5	
																		189	A	Nicholls St.		5	4	
																		208	A	Fairfield		10	19	
																		214	H	LIU Brooklyn		5	3	
																		221	A	Maine		4	1	
																		221	A	Maine		2	4	
																		221	A	Maine		5	2	
																		221	N	Maine		11	4	
																		221	N	Maine		2	1	
																		222	A	Binghamton		5	8	
																		222	A	Binghamton		5	0	
																		222	A	Binghamton		3	1	
																		222	H	Binghamton		15	12	
																		222	H	Binghamton		6	8	
																		222	H	Binghamton		7	5	
																		223	H	Quinnipiac		5	1	
																		223	H	Quinnipiac		9	2	
																		223	H	Quinnipiac		10	4	

Non-Div. I Games:

Stony Brook

RPI	S	Opponent	Score	
232	H	UMBC	11	6
232	H	UMBC	2	9
232	H	UMBC	1	3
245	H	Sacred Heart	17	7
245	N	Sacred Heart	7	6
252	A	Albany (NY)	4	5
252	A	Albany (NY)	3	4
252	A	Albany (NY)	4	16
257	A	Iona	6	0
257	H	Iona	5	2
257	H	Iona	6	10
257	N	Iona	5	3
259	H	Massachusetts	3	4
266	H	Central Conn. St.	5	0
290	A	Norfolk St.	12	0

Stony Brook

S
t
o
n
y
B
r
o
o
k

S
t
o
n
y
B
r
o
o
k

Average RPI Win:	193	WON-LOST RECORD	WINNING PCT. RANK	LAST 10 GAMES	STRENGTH OF SCHEDULE	OPP. STRENGTH OF SCHEDULE	TEAM RPI	ADJ RPI	CONF. RPI	ADJ CONF. RPI			
Average RPI Loss:	146												
DIV. I ONLY	32-23-0	.58182	89	4-6-0	250	185	182	.48305	182	21	21		
DIV. I NON-CONF.	17-10-0	.62963	69	0-0-0	272	162	206	.47443	205	24	24		
<hr/>													
TOTALS	RPI 1-25	RPI 26-50		W-L RECORDS		RPI 51-100		RPI 101-150		RPI 150+			
32-23-0	0-0-0	0-0-0		OVERALL		4-6-0		4-8-0		24-9-0			
19-14-0	0-0-0	0-0-0		HOME		1-1-0		2-5-0		16-8-0			
9-6-0	0-0-0	0-0-0		AWAY		2-3-0		1-2-0		6-1-0			
4-3-0	0-0-0	0-0-0		NEUTRAL		1-2-0		1-1-0		2-0-0			
<hr/>													
17-10-0	0-0-0	0-0-0		NON-CONFERENCE		3-3-0		2-2-0		12-5-0			
13-8-0	0-0-0	0-0-0		HOME		1-1-0		2-2-0		10-5-0			
2-1-0	0-0-0	0-0-		AWAY		1-1-0		0-0-0		1-0-0			
2-1-0	0-0-0	0-0-0		NEUTRAL		1-1-0		0-0-0		1-0-0			
<hr/>													
15-13-0	0-0-0	0-0-0		CONFERENCE		1-3-0		2-6-0		12-4-0			
6-6-0	0-0-0	0-0-0		HOME		0-0-0		0-3-0		6-3-0			
7-5-0	0-0-0	0-0-0		AWAY		1-2-0		1-2-0		5-1-0			
2-2-0	0-0-0	0-0-0		NEUTRAL		0-1-0		1-1-0		1-0-0			
<hr/>													
RPI	S	Opponent	Score	RPI	S	Opponent	Score	RPI	S	Opponent	Score		
				62 H Gonzaga				6	4	103 H Rhode Island		2	1
				63 A Washington				8	3	103 H Rhode Island		2	4
				63 H Washington				2	7	103 H Rhode Island		1	8
				70 N Seton Hall				9	14	103 H Rhode Island		5	4
				87 A New Mexico St.				6	12	115 A Sacramento St.		4	3
				87 A New Mexico St.				2	12	115 A Sacramento St.		1	10
				87 A New Mexico St.				5	4	115 A Sacramento St.		1	5
				87 N New Mexico St.				1	11	115 N Sacramento St.		7	12
				97 N Notre Dame				11	7	124 H Grand Canyon		3	5
				98 A Oregon				0	14	124 H Grand Canyon		3	12
										124 H Grand Canyon		5	7
										124 N Grand Canyon		3	2
										154 H Air Force		4	1
										154 H Air Force		11	5
										170 H Paci fic		5	3
										170 H Paci fic		11	2
										170 H Paci fic		6	5
										170 H Paci fic		5	8
										176 A Portland		9	6
										176 H Portland		0	2
										176 H Portland		2	13
										190 H Washington St.		4	3
										216 H Northern Colo.		6	7
										216 H Northern Colo.		8	1
										216 H Northern Colo.		6	5
						216 N Northern Colo.		8	3				
						229 H CSU Bakersfield		10	4				
						229 H CSU Bakersfield		8	6				
						229 H CSU Bakersfield		5	7				
						236 H UTRGV		4	3				
						236 H UTRGV		2	6				
						236 H UTRGV		12	8				
						247 A Utah Valley		4	1				
						247 A Utah Valley		2	9				
						247 A Utah Valley		13	2				

Non-Div. I Games: British Colum. (CAN) 4 2 Puget Sound 9 2

Seattle U

RPI	S	Opponent	Score	
247	A	Utah Valley	13	2
252	H	Albany (NY)	4	6
252	H	Albany (NY)	6	7
252	H	Albany (NY)	12	4
261	A	Chicago St.	10	1
261	A	Chicago St.	10	0
261	A	Chicago St.	13	1
263	N	Youngstown St.	5	2
287	H	Alcorn	13	6
287	H	Alcorn	13	0
287	H	Alcorn	11	1

S
e
a
t
t
l
e
U

S
e
a
t
t
l
e
U

Seattle U

Average RPI Win:		136	WON-LOST RECORD		WINNING PCT. RANK		LAST 10 GAMES		STRENGTH OF SCHEDULE		OPP. STRENGTH OF SCHEDULE		TEAM RPI		ADJ RPI		CONF. RPI		ADJ CONF. RPI	
DIV. I ONLY			22-35-0		.38596 229		1-9-0		90		76		183		.48266 183		8		8	
DIV. I NON-CONF.			10-14-0		.41667 197		0-0-0		22		117		142		.5026 142		6		6	
TOTALS		RPI 1-25		RPI 26-50		W-L RECORDS		RPI 51-100		RPI 101-150		RPI 150+								
22-35-0		2-1-0		2-8-0		OVERALL		5-15-0		3-3-0		10-8-0								
15-15-0		1-0-0		1-2-0		HOME		2-3-0		3-3-0		8-7-0								
6-18-0		1-0-0		1-6-0		AWAY		3-11-0		0-0-0		1-1-0								
1-2-0		0-1-0		0-0-0		NEUTRAL		0-1-0		0-0-0		1-0-0								
10-14-0		2-0-0		1-3-0		NON-CONFERENCE		2-8-0		0-0-0		5-3-0								
8-7-0		1-0-0		1-2-0		HOME		2-3-0		0-0-0		4-2-0								
2-7-0		1-0-0		0-0-		AWAY		0-5-0		0-0-0		1-1-0								
0-0-0		0-0-0		0-0-0		NEUTRAL		0-0-0		0-0-0		0-0-0								
12-21-0		0-1-0		1-5-0		CONFERENCE		3-7-0		3-3-0		5-5-0								
7-8-0		0-0-0		0-0-0		HOME		0-0-0		3-3-0		4-5-0								
4-11-0		0-0-0		1-5-0		AWAY		3-6-0		0-0-0		0-0-0								
1-2-0		0-1-0		0-0-0		NEUTRAL		0-1-0		0-0-0		1-0-0								
RPI	S	Opponent		Score		RPI	S	Opponent		Score		RPI	S	Opponent		Score				
13	H	Minnesota		13	5	32	H	Baylor		1	9	53	A	Wichita St.		4	5			
15	A	Texas A&M		5	1	36	A	DBU		3	5	53	A	Wichita St.		1	5			
17	N	Coastal Caro.		2	12	36	H	DBU		7	2	53	A	Wichita St.		3	12			
						39	A	Troy		4	8	54	H	Sam Houston St.		4	3			
						39	A	Troy		6	7	56	A	Louisiana		0	2			
						39	A	Troy		16	11	56	A	Louisiana		2	4			
						42	H	Oklahoma		5	11	56	A	Louisiana		4	2			
						49	A	South Alabama		2	16	57	A	TCU		5	6			
						49	A	South Alabama		2	6	57	A	TCU		1	14			
						49	A	South Alabama		2	7	57	H	TCU		7	11			
												69	H	Wright St.		11	10			
												69	H	Wright St.		6	8			
												69	H	Wright St.		2	7			
												78	A	Ga. Southern		1	4			
												78	A	Ga. Southern		5	2			
												78	A	Ga. Southern		0	7			
												78	N	Ga. Southern		1	3			
												93	A	Little Rock		1	5			
												93	A	Little Rock		15	13			
												93	A	Little Rock		4	5			

Non-Div. I Games:

UT Arlington

Average RPI Win:	172	WON-LOST RECORD	WINNING PCT. RANK	LAST 10 GAMES	STRENGTH OF SCHEDULE	OPP. STRENGTH OF SCHEDULE	TEAM RPI	ADJ RPI	CONF. RPI	ADJ CONF. RPI	
Average RPI Loss:	123										
DIV. I ONLY	27-28-1	.49107	150	5-5-0	175	130	184	.48224	184	14	14
DIV. I NON-CONF.	17-14-1	.54688	117	2-0-0	169	158	167	.49276	167	11	11
<hr/>											
TOTALS	RPI 1-25	RPI 26-50		W-L RECORDS		RPI 51-100		RPI 101-150		RPI 150+	
27-28-1	0-0-0	0-4-0		OVERALL		2-1-0		9-17-1		16-6-0	
21-12-1	0-0-0	0-0-0		HOME		2-1-0		6-8-1		13-3-0	
5-15-0	0-0-0	0-3-0		AWAY		0-0-0		3-9-0		2-3-0	
1-1-0	0-0-0	0-1-0		NEUTRAL		0-0-0		0-0-0		1-0-0	
17-14-1	0-0-0	0-4-0		NON-CONFERENCE		0-0-0		6-8-1		11-2-0	
14-7-1	0-0-0	0-0-0		HOME		0-0-0		5-6-1		9-1-0	
2-6-0	0-0-0	0-0-		AWAY		0-0-0		1-2-0		1-1-0	
1-1-0	0-0-0	0-1-0		NEUTRAL		0-0-0		0-0-0		1-0-0	
10-14-0	0-0-0	0-0-0		CONFERENCE		2-1-0		3-9-0		5-4-0	
7-5-0	0-0-0	0-0-0		HOME		2-1-0		1-2-0		4-2-0	
3-9-0	0-0-0	0-0-0		AWAY		0-0-0		2-7-0		1-2-0	
0-0-0	0-0-0	0-0-0		NEUTRAL		0-0-0		0-0-0		0-0-0	
RPI	S	Opponent	Score	RPI	S	Opponent	Score	RPI	S	Opponent	Score
				28	N	Mississippi St.	4 7				
				50	A	San Diego St.	5 7				
				50	A	San Diego St.	1 9				
				50	A	San Diego St.	4 8				

Non-Div. I Games:

UC Santa Barbara

RPI	S	Opponent	Score	
212	A	UC Davi s	3	4
212	A	UC Davi s	3	5
212	A	UC Davi s	5	1
229	A	CSU Bakersfi el d	9	5
229	H	CSU Bakersfi el d	6	5
234	H	UC Ri versi de	10	14
234	H	UC Ri versi de	9	8
234	H	UC Ri versi de	14	2
236	H	UTRGV	4	2
236	H	UTRGV	7	2
236	H	UTRGV	7	5
240	H	Penn St.	10	4
240	H	Penn St.	7	8
240	H	Penn St.	4	0
246	H	Dartmouth	15	5

UC Santa Barbara

U
C
S
a
n
t
a
B
a
r
b
a
r
a

U
C
S
a
n
t
a
B
a
r
b
a
r
a

Dayton

Average RPI Win:		184	WON-LOST RECORD		WINNING PCT. RANK		LAST 10 GAMES		STRENGTH OF SCHEDULE		OPP. STRENGTH OF SCHEDULE		TEAM RPI		ADJ RPI		CONF. RPI		ADJ CONF. RPI	
DIV. I ONLY			21-31-0		.40385 216		7-3-0		135		192		185		.48189 185		18		18	
DIV. I NON-CONF.			11-17-0		.39286 212		3-0-0		215		250		216		.46756 216		19		19	
TOTALS		RPI 1-25		RPI 26-50		W-L RECORDS		RPI 51-100		RPI 101-150		RPI 150+								
21-31-0		0-2-0		0-0-0		OVERALL		3-6-0		8-16-0		10-7-0								
10-10-0		0-0-0		0-0-0		HOME		0-3-0		4-5-0		6-2-0								
10-21-0		0-2-0		0-0-0		AWAY		3-3-0		4-11-0		3-5-0								
1-0-0		0-0-0		0-0-0		NEUTRAL		0-0-0		0-0-0		1-0-0								
11-17-0		0-2-0		0-0-0		NON-CONFERENCE		0-3-0		3-6-0		8-6-0								
6-2-0		0-0-0		0-0-0		HOME		0-0-0		2-1-0		4-1-0								
4-15-0		0-2-0		0-0-		AWAY		0-3-0		1-5-0		3-5-0								
1-0-0		0-0-0		0-0-0		NEUTRAL		0-0-0		0-0-0		1-0-0								
10-14-0		0-0-0		0-0-0		CONFERENCE		3-3-0		5-10-0		2-1-0								
4-8-0		0-0-0		0-0-0		HOME		0-3-0		2-4-0		2-1-0								
6-6-0		0-0-0		0-0-0		AWAY		3-0-0		3-6-0		0-0-0								
0-0-0		0-0-0		0-0-0		NEUTRAL		0-0-0		0-0-0		0-0-0								
RPI	S	Opponent		Score		RPI	S	Opponent		Score		RPI	S	Opponent		Score				
3	A	Arkansas		0	11					69	A	Wright St.	2	11	103	H	Rhode Island	3	5	
3	A	Arkansas		1	18					69	A	Wright St.	3	7	103	H	Rhode Island	3	13	
										91	A	Wofford	2	4	103	H	Rhode Island	9	4	
										94	H	Saint Louis	4	8	104	H	George Washington	2	9	
										94	H	Saint Louis	8	9	104	H	George Washington	15	9	
										94	H	Saint Louis	4	17	104	H	George Washington	2	17	
										99	A	Davidson	9	5	111	A	High Point	7	8	
										99	A	Davidson	8	6	111	A	High Point	2	12	
										99	A	Davidson	12	1	111	A	High Point	3	4	
															116	A	Fordham	4	1	
															116	A	Fordham	1	3	
															116	A	Fordham	3	10	
															117	A	Richmond	3	7	
															117	A	Richmond	0	4	
															117	A	Richmond	7	6	
															128	A	VCU	1	10	
															128	A	VCU	6	1	
															128	A	VCU	4	9	
															146	A	Virginia Tech	3	19	
															148	A	Ball St.	2	3	
															148	A	Ball St.	4	3	
															148	H	Ball St.	3	0	
															148	H	Ball St.	2	10	
															150	H	Hartford	7	4	
															173	H	Eastern Ky.	6	11	
															217	A	Tol edo	6	7	
															217	H	Tol edo	4	2	
															219	A	Eastern Mich.	9	4	
															219	H	Eastern Mich.	11	9	
															230	A	USC Upstate	6	5	
															230	A	USC Upstate	0	8	
															230	A	USC Upstate	8	10	
															230	A	USC Upstate	2	15	
															268	N	Evansville	6	3	
LAST 10 GAMES																				
						99	A	Davidson	12	1	103	H	Rhode Island	3	13					
						99	A	Davidson	8	6	103	H	Rhode Island	9	4					
						99	A	Davidson	9	5	219	A	Eastern Mich.	9	4					
						217	H	Tol edo	4	2	282	H	Bowling Green	14	5					
						103	H	Rhode Island	3	5	116	A	Fordham	1	3					

Non-Div. I Games:

Dayton

RPI	S	Opponent	Score	
272	H	Ohio	6	3
277	H	St. Bonaventure	12	0
277	H	St. Bonaventure	0	2
277	H	St. Bonaventure	7	4
282	A	Bowling Green	4	5
282	H	Bowling Green	14	5
291	A	Fort Wayne	18	5

Dayton

D
a
y
t
o
n

D
a
y
t
o
n

Average RPI Win: 189		WON-LOST RECORD		WINNING PCT. RANK		LAST 10 GAMES		STRENGTH OF SCHEDULE		OPP. STRENGTH OF SCHEDULE		TEAM RPI		ADJ RPI		CONF. RPI		ADJ CONF. RPI					
DIV. I ONLY		20-28-0		.41667 212		6-4-0		160		193		186		.48136 186		27		27					
DIV. I NON-CONF.		5-20-0		.2 271		0-2-0		28		35		205		.47476 204		23		23					
TOTALS		RPI 1-25		RPI 26-50		W-L RECORDS		RPI 51-100		RPI 101-150		RPI 150+											
20-28-0		1-3-0		1-2-0		OVERALL		2-9-0		1-0-0		15-14-0											
9-6-0		0-0-0		1-0-0		HOME		0-0-0		1-0-0		7-6-0											
9-19-0		1-3-0		0-2-0		AWAY		2-8-0		0-0-0		6-6-0											
2-3-0		0-0-0		0-0-0		NEUTRAL		0-1-0		0-0-0		2-2-0											
5-20-0		1-3-0		1-2-0		NON-CONFERENCE		2-9-0		1-0-0		0-6-0											
2-1-0		0-0-0		1-0-0		HOME		0-0-0		1-0-0		0-1-0											
3-16-0		1-3-0		0-0-		AWAY		2-8-0		0-0-0		0-3-0											
0-3-0		0-0-0		0-0-0		NEUTRAL		0-1-0		0-0-0		0-2-0											
15-8-0		0-0-0		0-0-0		CONFERENCE		0-0-0		0-0-0		15-8-0											
7-5-0		0-0-0		0-0-0		HOME		0-0-0		0-0-0		7-5-0											
6-3-0		0-0-0		0-0-0		AWAY		0-0-0		0-0-0		6-3-0											
2-0-0		0-0-0		0-0-0		NEUTRAL		0-0-0		0-0-0		2-0-0											
RPI	S	Opponent		Score		RPI	S	Opponent		Score		RPI	S	Opponent		Score		RPI	S	Opponent		Score	
18	A	South Fla.		1	13	27	H	St. John's (NY)		7	6	74	A	UNLV		7	13	116	H	Fordham		10	1
18	A	South Fla.		6	13	45	A	Houston		3	4	74	A	UNLV		3	13	157	A	A&M-Corpus Christi		3	6
18	A	South Fla.		4	3	45	A	Houston		2	6	74	A	UNLV		3	8	160	A	Monmouth		3	9
18	A	South Fla.		0	8							74	A	UNLV		0	11	161	H	Harvard		6	11
												81	A	Army West Point		1	3	161	H	Harvard		9	6
												81	N	Army West Point		7	8	161	H	Harvard		7	1
												89	A	Rice		5	14	163	N	New Mexico		9	10
												100	A	UTSA		5	8	163	N	New Mexico		1	3
												100	A	UTSA		11	7	165	A	Rutgers		4	15
												100	A	UTSA		9	3	178	H	Manhattan		7	8
												100	A	UTSA		2	3	195	H	Yale		2	8
																		195	H	Yale		11	10
																		195	H	Yale		6	5
																		195	N	Yale		4	0
																		195	N	Yale		2	1
																		239	A	Cornell I		3	2
																		239	A	Cornell I		3	2
																		239	A	Cornell I		2	14
																		246	A	Dartmouth		12	3
																		246	A	Dartmouth		4	10
																		246	A	Dartmouth		4	5
																		258	H	Penn		8	6
																		258	H	Penn		2	3
																		258	H	Penn		20	4
																		269	H	Princeton		2	0
																		269	H	Princeton		5	10
																		269	H	Princeton		6	7
																		270	A	Brown		8	2
																		270	A	Brown		2	0
																		270	A	Brown		5	4
				LAST 10 GAMES																			
						81	N	Army West Point		7	8	239	A	Cornell I		2	14						
						195	N	Yale		2	1	165	A	Rutgers		4	15						
						195	N	Yale		4	0	258	H	Penn		8	6						
						239	A	Cornell I		3	2	258	H	Penn		20	4						
						239	A	Cornell I		3	2	258	H	Penn		2	3						

Non-Div. I Games:

Col umbi a

Average RPI Win:	210	WON-LOST	WINNING	LAST 10	STRENGTH OF	OPP. STRENGTH	TEAM	ADJ	CONF.	ADJ CONF.	
Average RPI Loss:	111	RECORD	PCT. RANK	GAMES	SCHEDULE	OF SCHEDULE	RPI	RPI	RPI	RPI	
DIV. I ONLY	25-30-0	.45455	183	4-6-0	149	223	187	.48086	187	12	12
DIV. I NON-CONF.	17-19-0	.47222	160	3-0-0	203	278	212	.47184	212	14	14
<hr/>											
TOTALS	RPI 1-25	RPI 26-50		W-L RECORDS		RPI 51-100		RPI 101-150		RPI 150+	
25-30-0	0-0-0	1-7-0		OVERALL		2-11-0		2-4-0		20-8-0	
17-5-0	0-0-0	0-0-0		HOME		0-2-0		0-0-0		17-3-0	
6-16-0	0-0-0	1-5-0		AWAY		2-8-0		2-3-0		1-0-0	
2-9-0	0-0-0	0-2-0		NEUTRAL		0-1-0		0-1-0		2-5-0	
17-19-0	0-0-0	1-3-0		NON-CONFERENCE		0-7-0		1-2-0		15-7-0	
12-2-0	0-0-0	0-0-0		HOME		0-0-0		0-0-0		12-2-0	
3-10-0	0-0-0	1-0-		AWAY		0-7-0		1-1-0		1-0-0	
2-7-0	0-0-0	0-1-0		NEUTRAL		0-0-0		0-1-0		2-5-0	
8-11-0	0-0-0	0-4-0		CONFERENCE		2-4-0		1-2-0		5-1-0	
5-3-0	0-0-0	0-0-0		HOME		0-2-0		0-0-0		5-1-0	
3-6-0	0-0-0	0-3-0		AWAY		2-1-0		1-2-0		0-0-0	
0-2-0	0-0-0	0-1-0		NEUTRAL		0-1-0		0-0-0		0-0-0	
RPI	S	Opponent	Score	RPI	S	Opponent	Score	RPI	S	Opponent	Score
				27	A	St. John's (NY)	1 2	59	A	Creighton	8 1
				27	A	St. John's (NY)	1 9	59	A	Creighton	6 3
				27	A	St. John's (NY)	3 6	59	A	Creighton	0 8
				27	N	St. John's (NY)	2 5	68	A	UNCG	4 5
				35	N	Northeastern	5 9	68	A	UNCG	2 5
				37	A	Ohio St.	5 1	68	A	UNCG	3 7
				37	A	Ohio St.	5 13	70	H	Seton Hall	1 12
				37	A	Ohio St.	4 5	70	H	Seton Hall	3 5
								70	N	Seton Hall	5 21
								71	A	Wake Forest	2 7
								99	A	Davi dson	5 16
								99	A	Davi dson	2 9
								99	A	Davi dson	5 10

Non-Div. I Games:

Georgetown

Average RPI Win:		141	WON-LOST		WINNING		LAST 10		STRENGTH OF		OPP. STRENGTH		TEAM	ADJ		CONF.	ADJ CONF.	
Average RPI Loss:		74	RECORD		PCT. RANK		GAMES		SCHEDULE		OF SCHEDULE		RPI	RPI		RPI	RPI	
DIV. I ONLY			20-36-0		.35714		245		5-5-0		80		39		188		.48085	
DIV. I NON-CONF.			15-17-0		.46875		161		2-0-0		181		80		197		.47872	
TOTALS		RPI 1-25		RPI 26-50		W-L RECORDS		RPI 51-100		RPI 101-150		RPI 150+						
20-36-0		2-11-0		3-7-0		OVERALL		3-10-0		1-2-0		11-6-0						
12-19-0		1-7-0		3-4-0		HOME		2-4-0		0-0-0		6-4-0						
6-16-0		1-4-0		0-3-0		AWAY		1-6-0		1-2-0		3-1-0						
2-1-0		0-0-0		0-0-0		NEUTRAL		0-0-0		0-0-0		2-1-0						
15-17-0		0-4-0		2-2-0		NON-CONFERENCE		1-3-0		1-2-0		11-6-0						
9-10-0		0-2-0		2-2-0		HOME		1-2-0		0-0-0		6-4-0						
4-6-0		0-2-0		0-0-		AWAY		0-1-0		1-2-0		3-1-0						
2-1-0		0-0-0		0-0-0		NEUTRAL		0-0-0		0-0-0		2-1-0						
5-19-0		2-7-0		1-5-0		CONFERENCE		2-7-0		0-0-0		0-0-0						
3-9-0		1-5-0		1-2-0		HOME		1-2-0		0-0-0		0-0-0						
2-10-0		1-2-0		0-3-0		AWAY		1-5-0		0-0-0		0-0-0						
0-0-0		0-0-0		0-0-0		NEUTRAL		0-0-0		0-0-0		0-0-0						
RPI	S	Opponent		Score		RPI	S	Opponent		Score		RPI	S	Opponent		Score		
3	H	Arkansas		7	8	28	H	Mississippi St.		6	1	53	H	Wichita St.		4	8	
5	A	Ole Miss		6	8	32	H	Baylor		7	2	53	H	Wichita St.		4	3	
5	H	Ole Miss		0	12	32	H	Baylor		8	12	53	H	Wichita St.		6	13	
12	H	East Carolina		2	4	32	H	Baylor		0	7	76	A	Tennessee		1	2	
12	H	East Carolina		2	4	44	H	UCF		3	9	84	A	Tulane		2	13	
12	H	East Carolina		1	5	44	H	UCF		9	0	84	A	Tulane		1	9	
14	A	Auburn		4	5	44	H	UCF		1	7	84	A	Tulane		3	2	
16	H	UConn		4	3	45	A	Houston		0	3	92	A	Cincinnati		2	7	
16	H	UConn		0	2	45	A	Houston		0	2	92	A	Cincinnati		2	10	
16	H	UConn		1	5	45	A	Houston		3	9	92	A	Cincinnati		7	8	
18	A	South Fla.		2	4							93	H	Little Rock		4	5	
18	A	South Fla.		8	2							93	H	Little Rock		10	6	
18	A	South Fla.		2	3							93	H	Little Rock		1	4	
						LAST 10 GAMES												
						53	H	Wichita St.		6	13	84	A	Tulane		2	13	
						53	H	Wichita St.		4	3	84	A	Tulane		1	9	
						53	H	Wichita St.		4	8	267	H	Belmont		5	4	
						265	N	UT Martin		10	0	16	H	UConn		4	3	
						84	A	Tulane		3	2	16	H	UConn		0	2	

Non-Div. I Games:

Memphis

[illegible]

Non-Div. I Games:

Ni chol l s St.

RPI	S	Opponent	Score	
260	A	SFA	13	9
279	H	Ark. -Pine Bluff	14	1
287	H	Alcorn	18	0
287	H	Alcorn	13	6
288	A	Southern U.	12	3
288	H	Southern U.	8	4
292	H	Mississippi Val.	4	3
294	A	Prairie View	17	8

Nicholls St.

N
i
c
h
o
l
l
s
s
t
.

N
i
c
h
o
l
l
s
s
t
.

Average RPI Win: 129		WON-LOST RECORD		WINNING PCT. RANK		LAST 10 GAMES		STRENGTH OF SCHEDULE		OPP. STRENGTH OF SCHEDULE		TEAM RPI		ADJ RPI		CONF. RPI		ADJ CONF. RPI	
DIV. I ONLY		16-33-1		.33 257		2-8-0		58		60		190		.48056 190		5		5	
DIV. I NON-CONF.		8-12-0		.4 207		0-1-0		116		163		207		.47402 207		5		5	
TOTALS		RPI 1-25		RPI 26-50		W-L RECORDS		RPI 51-100		RPI 101-150		RPI 150+							
16-33-1		0-5-1		1-5-0		OVERALL		4-11-0		6-8-0		5-4-0							
11-12-1		0-2-1		0-0-0		HOME		2-3-0		5-5-0		4-2-0							
4-18-0		0-3-0		1-5-0		AWAY		2-8-0		1-1-0		0-1-0							
1-3-0		0-0-0		0-0-0		NEUTRAL		0-0-0		0-2-0		1-1-0							
8-12-0		0-0-0		0-0-0		NON-CONFERENCE		1-5-0		3-5-0		4-2-0							
6-3-0		0-0-0		0-0-0		HOME		1-1-0		2-2-0		3-0-0							
1-6-0		0-0-0		0-0-		AWAY		0-4-0		1-1-0		0-1-0							
1-3-0		0-0-0		0-0-0		NEUTRAL		0-0-0		0-2-0		1-1-0							
8-21-1		0-5-1		1-5-0		CONFERENCE		3-6-0		3-3-0		1-2-0							
5-9-1		0-2-1		0-0-0		HOME		1-2-0		3-3-0		1-2-0							
3-12-0		0-3-0		1-5-0		AWAY		2-4-0		0-0-0		0-0-0							
0-0-0		0-0-0		0-0-0		NEUTRAL		0-0-0		0-0-0		0-0-0							
RPI	S	Opponent		Score		RPI	S	Opponent		Score		RPI	S	Opponent		Score			
2	A	Stanford		6 9		26	A	UCLA		5 6		62	A	Gonzaga		4 7			
2	A	Stanford		1 10		26	A	UCLA		5 8		62	H	Gonzaga		4 3			
2	A	Stanford		2 4		26	A	UCLA		4 5		62	H	Gonzaga		2 3			
7	H	Oregon St.		1 9		46	A	Ari zona		4 5		63	A	Washi ngton		5 6			
7	H	Oregon St.		3 17		46	A	Ari zona		5 4		63	A	Washi ngton		4 1			
7	H	Oregon St.		7 7		46	A	Ari zona		2 9		63	A	Washi ngton		2 15			
												73	H	Cal i forni a		6 13			
												73	H	Cal i forni a		3 6			
												73	H	Cal i forni a		4 3			
												82	A	Al abama		2 8			
												82	A	Al abama		3 9			
												82	A	Al abama		4 12			
												98	A	Oregon		1 2			
												98	A	Oregon		2 4			
												98	A	Oregon		7 0			

Non-Div. I Games:

Washington St.

Average RPI Win: 174		WON-LOST	WINNING	LAST 10	STRENGTH OF		OPP. STRENGTH	TEAM	ADJ		CONF.	ADJ CONF.
Average RPI Loss: 113		RECORD	PCT. RANK	GAMES	SCHEDULE		OF SCHEDULE	RPI	RPI		RPI	RPI
DIV. I ONLY		24-33-0	.42105	208	3-7-0		134	151	191		.47998	17
DIV. I NON-CONF.		7-16-0	.30435	251	3-2-0		106	79	233		.45516	18
TOTALS		RPI 1-25	RPI 26-50		W-L RECORDS		RPI 51-100		RPI 101-150		RPI 150+	
24-33-0		0-1-0	2-2-0		OVERALL		1-15-0		10-5-0		11-10-0	
13-17-0		0-0-0	2-0-0		HOME		1-13-0		5-2-0		5-2-0	
11-14-0		0-1-0	0-2-0		AWAY		0-2-0		5-2-0		6-7-0	
0-2-0		0-0-0	0-0-0		NEUTRAL		0-0-0		0-1-0		0-1-0	
7-16-0		0-1-0	2-2-0		NON-CONFERENCE		0-10-0		1-2-0		4-1-0	
5-9-0		0-0-0	2-0-0		HOME		0-8-0		0-0-0		3-1-0	
2-7-0		0-1-0	0-0-		AWAY		0-2-0		1-2-0		1-0-0	
0-0-0		0-0-0	0-0-0		NEUTRAL		0-0-0		0-0-0		0-0-0	
17-17-0		0-0-0	0-0-0		CONFERENCE		1-5-0		9-3-0		7-9-0	
8-8-0		0-0-0	0-0-0		HOME		1-5-0		5-2-0		2-1-0	
9-7-0		0-0-0	0-0-0		AWAY		0-0-0		4-0-0		5-7-0	
0-2-0		0-0-0	0-0-0		NEUTRAL		0-0-0		0-1-0		0-1-0	
RPI S	Opponent	Score	RPI S	Opponent	Score	RPI S	Opponent	Score	RPI S	Opponent	Score	
22 A	Texas	4 5	28 H	Mississippi St.	6 3	53 H	Wichita St.	7 10	106 H	Northwestern St.	2 1	
			34 A	LSU	3 13	53 H	Wichita St.	2 11	106 H	Northwestern St.	4 3	
			45 A	Houston	9 13	53 H	Wichita St.	10 11	106 H	Northwestern St.	4 9	
			45 H	Houston	7 6	54 H	Sam Houston St.	4 9	106 N	Northwestern St.	1 2	
						54 H	Sam Houston St.	4 7	112 A	Houston Baptist	11 8	
						54 H	Sam Houston St.	3 4	112 H	Houston Baptist	11 8	
						56 A	Louisiana	10 12	118 A	Texas St.	1 0	
						56 H	Louisiana	2 5	118 A	Texas St.	1 12	
						60 A	Louisiana Tech	1 5	118 A	Texas St.	3 4	
						60 H	Louisiana Tech	2 9	143 H	Central Ark.	8 3	
						80 H	Southeastern La.	1 9	143 H	Central Ark.	1 6	
						80 H	Southeastern La.	4 5	143 H	Central Ark.	6 5	
						80 H	Southeastern La.	5 2	147 A	New Orleans	9 7	
						100 H	UTSA	2 5	147 A	New Orleans	3 2	
						100 H	UTSA	0 1	147 A	New Orleans	9 6	
						100 H	UTSA	3 14	157 A	A&M-Corpus Christi	8 9	
									157 A	A&M-Corpus Christi	11 6	
									157 A	A&M-Corpus Christi	4 9	
									189 A	Nicholls St.	2 7	
									189 A	Nicholls St.	0 1	
									189 A	Nicholls St.	5 4	
									189 N	Nicholls St.	4 10	
									197 A	La.-Monroe	7 3	
									197 H	La.-Monroe	7 10	
									225 A	Lamar University	4 6	
									225 A	Lamar University	2 6	
									225 A	Lamar University	5 12	
									260 A	SFA	5 1	
									260 A	SFA	7 5	
									260 A	SFA	12 3	
									274 H	Abilene Christian	6 2	
									274 H	Abilene Christian	3 2	
									274 H	Abilene Christian	3 9	
									294 H	Prairie View	12 0	
LAST 10 GAMES			189 N	Nicholls St.	4 10	197 H	La.-Monroe	7 10	260 A	SFA	7 5	
			106 N	Northwestern St.	1 2	294 H	Prairie View	12 0	260 A	SFA	12 3	
			225 A	Lamar University	4 6	294 H	Prairie View	10 6	274 H	Abilene Christian	6 2	
			225 A	Lamar University	2 6	294 H	Prairie View	12 7	274 H	Abilene Christian	3 2	
			225 A	Lamar University	5 12	34 A	LSU	3 13	274 H	Abilene Christian	3 9	

Non-Div. I Games: LSU-Alexandria 9 4

McNeese

RPI	S	Opponent	Score	
294	H	Prairie View	12	7
294	H	Prairie View	10	6

McNeese

M
c
N
e
e
s
e

M
c
N
e
e
s
e

[illegible]

Non-Div. I Games:

Mi chi gan St.

BY
Y
U

BYU

RPI	S	Opponent	Score	
209	H	Utah	7	6
209	H	Utah	4	8
247	A	Utah Valley	14	2
247	H	Utah Valley	9	3
284	H	Omaha	13	3
284	H	Omaha	6	4
284	H	Omaha	8	1

BYU

BYU

BYU

Average RPI Win: 226		WON-LOST	WINNING	LAST 10	STRENGTH OF		OPP. STRENGTH	TEAM	ADJ	CONF.	ADJ CONF.
Average RPI Loss: 130		RECORD	PCT. RANK	GAMES	SCHEDULE		OF SCHEDULE	RPI	RPI	RPI	RPI
DIV. I ONLY		24-34-0	.41379	214	6-4-0		115	246	194	.47935	194
DIV. I NON-CONF.		6-22-0	.21429	267	0-1-0		6	33	196	.47889	196
TOTALS		RPI 1-25	RPI 26-50		W-L RECORDS		RPI 51-100		RPI 101-150		RPI 150+
24-34-0		0-8-0	1-3-0		OVERALL		1-5-0		2-4-0		20-14-0
13-11-0		0-2-0	1-1-0		HOME		1-2-0		1-0-0		10-6-0
7-21-0		0-6-0	0-2-0		AWAY		0-3-0		1-4-0		6-6-0
4-2-0		0-0-0	0-0-0		NEUTRAL		0-0-0		0-0-0		4-2-0
6-22-0		0-8-0	1-3-0		NON-CONFERENCE		1-5-0		2-4-0		2-2-0
5-7-0		0-2-0	1-1-0		HOME		1-2-0		1-0-0		2-2-0
1-15-0		0-6-0	0-0-		AWAY		0-3-0		1-4-0		0-0-0
0-0-0		0-0-0	0-0-0		NEUTRAL		0-0-0		0-0-0		0-0-0
18-12-0		0-0-0	0-0-0		CONFERENCE		0-0-0		0-0-0		18-12-0
8-4-0		0-0-0	0-0-0		HOME		0-0-0		0-0-0		8-4-0
6-6-0		0-0-0	0-0-0		AWAY		0-0-0		0-0-0		6-6-0
4-2-0		0-0-0	0-0-0		NEUTRAL		0-0-0		0-0-0		4-2-0
RPI S	Opponent	Score	RPI S	Opponent	Score	RPI S	Opponent	Score	RPI S	Opponent	Score
1 A	Florida	4 7	33 A	Fla. Atlantic	2 14	64 A	Miami (FL)	7 8	113 A	North Florida	1 6
4 A	Stetson	2 8	33 H	Fla. Atlantic	7 6	64 A	Miami (FL)	2 4	113 H	North Florida	8 3
4 A	Stetson	4 7	44 A	UCF	1 7	64 A	Miami (FL)	11 12	136 A	FIU	7 12
4 A	Stetson	0 2	44 H	UCF	1 6	85 H	FGCU	4 10	141 A	Mercer	5 6
18 A	South Fla.	3 5				85 H	FGCU	3 1	141 A	Mercer	8 6
18 H	South Fla.	1 16				85 H	FGCU	1 8	141 A	Mercer	7 13
21 A	Jacksonville	3 4							208 H	Fairfield	3 7
21 H	Jacksonville	8 13							213 A	N. C. A&T	6 3
									213 A	N. C. A&T	5 8
									213 A	N. C. A&T	3 4
									213 H	N. C. A&T	5 2
									213 H	N. C. A&T	4 3
									213 H	N. C. A&T	2 4
									213 N	N. C. A&T	9 12
									218 H	Milwaukee	17 4
									218 H	Milwaukee	6 0
									218 H	Milwaukee	4 15
									224 A	N. C. Central	5 4
									224 A	N. C. Central	4 7
									224 A	N. C. Central	2 5
									224 H	N. C. Central	9 7
									224 H	N. C. Central	6 0
									224 H	N. C. Central	5 0
									256 A	Florida A&M	6 4
									256 A	Florida A&M	1 4
									256 A	Florida A&M	1 7
									256 H	Florida A&M	5 9
									256 H	Florida A&M	5 2
									256 H	Florida A&M	3 6
									256 N	Florida A&M	9 3
									275 N	Coppin St.	8 3
									289 A	Savannah St.	9 5
									289 A	Savannah St.	6 0
									289 A	Savannah St.	7 6
LAST 10 GAMES			LAST 10 GAMES			LAST 10 GAMES			LAST 10 GAMES		
			213 N	N. C. A&T	9 12	290 N	Norfolk St.	7 8			
			256 N	Florida A&M	9 3	289 H	Savannah St.	6 5			
			275 N	Coppin St.	8 3	289 H	Savannah St.	1 3			
			290 N	Norfolk St.	12 3	289 H	Savannah St.	6 2			
			296 N	UMES	13 3	64 A	Miami (FL)	11 12			

Non-Div. I Games:

Bethune-Cookman

RPI	S	Opponent	Score	
289	H	Savannah St.	1	3
289	H	Savannah St.	6	2
289	H	Savannah St.	6	5
290	N	Norfol k St.	12	3
290	N	Norfol k St.	7	8
296	N	UMES	13	3

Bethune-Cookman

B
e
t
h
u
n
e
-
C
o
o
k
m
a
n

B
e
t
h
u
n
e
-
C
o
o
k
m
a
n

Average RPI Win: 221		WON-LOST	WINNING	LAST 10	STRENGTH OF		OPP. STRENGTH	TEAM	ADJ	CONF.	ADJ CONF.
Average RPI Loss: 151		RECORD	PCT. RANK	GAMES	SCHEDULE		OF SCHEDULE	RPI	RPI	RPI	RPI
DIV. I ONLY		22-21-0	.51163	138	5-5-0		238	254	195	.47931	195
DIV. I NON-CONF.		7-13-0	.35	229	1-1-0		61	217	170	.49173	170
TOTALS		RPI 1-25	RPI 26-50		W-L RECORDS		RPI 51-100		RPI 101-150		RPI 150+
22-21-0		0-2-0	0-0-0		OVERALL		2-3-0		0-6-0		20-10-0
10-6-0		0-0-0	0-0-0		HOME		0-0-0		0-2-0		10-4-0
11-9-0		0-2-0	0-0-0		AWAY		2-3-0		0-2-0		9-2-0
1-6-0		0-0-0	0-0-0		NEUTRAL		0-0-0		0-2-0		1-4-0
7-13-0		0-2-0	0-0-0		NON-CONFERENCE		2-3-0		0-6-0		5-2-0
2-2-0		0-0-0	0-0-0		HOME		0-0-0		0-2-0		2-0-0
4-7-0		0-2-0	0-0-		AWAY		2-3-0		0-2-0		2-0-0
1-4-0		0-0-0	0-0-0		NEUTRAL		0-0-0		0-2-0		1-2-0
15-8-0		0-0-0	0-0-0		CONFERENCE		0-0-0		0-0-0		15-8-0
8-4-0		0-0-0	0-0-0		HOME		0-0-0		0-0-0		8-4-0
7-2-0		0-0-0	0-0-0		AWAY		0-0-0		0-0-0		7-2-0
0-2-0		0-0-0	0-0-0		NEUTRAL		0-0-0		0-0-0		0-2-0
RPI S	Opponent	Score	RPI S	Opponent	Score	RPI S	Opponent	Score	RPI S	Opponent	Score
20 A	Duke	2 10				82 A	Virginia	11 4	107 A	Campbell	5 9
20 A	Duke	2 3				82 A	Virginia	4 5	116 H	Fordham	3 4
						82 A	Virginia	6 7	117 A	Richmond	5 8
						99 A	Davidson	7 5	149 N	Miami (OH)	1 2
						99 A	Davidson	0 9	149 N	Miami (OH)	3 4
									150 H	Hartford	3 5
									160 N	Monmouth	11 4
									161 H	Harvard	0 4
									161 H	Harvard	10 6
									161 H	Harvard	4 1
									186 A	Columbia	10 11
									186 A	Columbia	5 6
									186 A	Columbia	8 2
									186 N	Columbia	0 4
									186 N	Columbia	1 2
									202 N	Lehigh	1 3
									207 N	Western Mich.	0 6
									208 H	Fairfield	6 5
									223 A	Quinnipiac	16 9
									239 A	Cornell	7 4
									239 A	Cornell	7 4
									239 A	Cornell	8 7
									245 H	Sacred Heart	5 2
									246 H	Dartmouth	10 3
									246 H	Dartmouth	5 4
									246 H	Dartmouth	1 3
									257 A	Iona	9 0
									258 H	Penn	4 3
									258 H	Penn	0 4
									258 H	Penn	1 2
									269 A	Princeton	8 3
									269 A	Princeton	6 0
									269 A	Princeton	2 1
									270 H	Brown	5 2
			LAST 10 GAMES								
			186 N	Columbia	1 2	223 A	Quinnipiac	16 9			
			186 N	Columbia	0 4	269 A	Princeton	8 3			
			258 H	Penn	1 2	269 A	Princeton	6 0			
			258 H	Penn	0 4	269 A	Princeton	2 1			
			258 H	Penn	4 3	116 H	Fordham	3 4			

Non-Div. I Games:

Yale

RPI	S	Opponent	Score	
270	H	Brown	6	4
270	H	Brown	7	1

Yal e

Y
a
l
e

Y
a
l
e

Page 280

Average RPI Win:	216	WON-LOST RECORD	WINNING PCT. RANK	LAST 10 GAMES	STRENGTH OF SCHEDULE	OPP. STRENGTH OF SCHEDULE	TEAM RPI	ADJ RPI	CONF. RPI	ADJ CONF. RPI		
DIV. I ONLY		29-26-0	.52727	127	2-8-0	228	213	196	.47817	196	17	17
DIV. I NON-CONF.		16-9-0	.64	64	1-0-0	250	273	172	.49121	171	18	17
<hr/>												
TOTALS	RPI 1-25	RPI 26-50		W-L RECORDS		RPI 51-100		RPI 101-150		RPI 150+		
29-26-0	0-1-0	0-1-0		OVERALL		3-4-0		3-11-0		23-9-0		
20-11-0	0-0-0	0-0-0		HOME		1-3-0		1-2-0		18-6-0		
7-14-0	0-1-0	0-0-0		AWAY		0-1-0		2-9-0		5-3-0		
2-1-0	0-0-0	0-1-0		NEUTRAL		2-0-0		0-0-0		0-0-0		
16-9-0	0-1-0	0-1-0		NON-CONFERENCE		3-1-0		0-2-0		13-4-0		
12-4-0	0-0-0	0-0-0		HOME		1-0-0		0-0-0		11-4-0		
2-4-0	0-1-0	0-0-		AWAY		0-1-0		0-2-0		2-0-0		
2-1-0	0-0-0	0-1-0		NEUTRAL		2-0-0		0-0-0		0-0-0		
13-17-0	0-0-0	0-0-0		CONFERENCE		0-3-0		3-9-0		10-5-0		
8-7-0	0-0-0	0-0-0		HOME		0-3-0		1-2-0		7-2-0		
5-10-0	0-0-0	0-0-0		AWAY		0-0-0		2-7-0		3-3-0		
0-0-0	0-0-0	0-0-0		NEUTRAL		0-0-0		0-0-0		0-0-0		
RPI	S	Opponent	Score	RPI	S	Opponent	Score	RPI	S	Opponent	Score	
15	A	Texas A&M	7 9	31	N	Purdue	4 5	54	H	Sam Houston St.	3 7	
								54	H	Sam Houston St.	4 5	
								54	H	Sam Houston St.	1 16	
								94	H	Saint Louis	3 2	
								94	N	Saint Louis	5 2	
								97	N	Notre Dame	5 3	
								100	A	UTSA	1 11	
								106	H	Northwestern St.	9 11	
								106	H	Northwestern St.	6 5	
								106	H	Northwestern St.	8 9	
								112	A	Houston Baptist	6 7	
								112	A	Houston Baptist	0 1	
								112	A	Houston Baptist	4 12	
								118	A	Texas St.	5 6	
								135	A	Kansas St.	3 14	
								143	A	Central Ark.	5 6	
								143	A	Central Ark.	3 8	
								143	A	Central Ark.	3 4	
								147	A	New Orleans	8 2	
								147	A	New Orleans	5 6	
								147	A	New Orleans	4 3	
								157	A	A&M-Corpus Christi	3 4	
								157	A	A&M-Corpus Christi	3 8	
								157	A	A&M-Corpus Christi	4 5	
								189	H	Nicholls St.	7 6	
								189	H	Nicholls St.	7 6	
								189	H	Nicholls St.	2 5	
								215	H	Texas Southern	10 1	
								215	H	Texas Southern	7 4	
								215	H	Texas Southern	8 9	
								221	H	Maine	9 8	
								221	H	Maine	2 0	
								225	H	Lamar University	12 2	
								225	H	Lamar University	8 3	
								225	H	Lamar University	3 9	
								233	H	Northern Ill.	7 3	
								233	H	Northern Ill.	1 15	
								233	H	Northern Ill.	7 5	
								233	H	Northern Ill.	17 0	
								236	A	UTRGV	11 4	
								238	H	North Dakota St.	6 2	
LAST 10 GAMES												
				54	H	Sam Houston St.	3 7	157	A	A&M-Corpus Christi	4 5	
				54	H	Sam Houston St.	1 16	106	H	Northwestern St.	8 9	
				54	H	Sam Houston St.	4 5	106	H	Northwestern St.	6 5	
				157	A	A&M-Corpus Christi	3 8	106	H	Northwestern St.	9 11	
				157	A	A&M-Corpus Christi	3 4	236	A	UTRGV	11 4	

Non-Div. I Games:

Incarnate Word

RPI	S	Opponent	Score	
238	H	North Dakota St.	3	4
238	H	North Dakota St.	2	1
238	H	North Dakota St.	2	8
260	A	SFA	7	3
260	A	SFA	10	7
260	A	SFA	8	1
274	H	Abilene Christian	5	2
274	H	Abilene Christian	8	7
274	H	Abilene Christian	7	6
288	H	Southern U.	6	4
294	A	Prairie View	26	12
294	H	Prairie View	31	2

Incarnate Word

I
n
c
a
r
n
a
t
e
W
o
r
d

I
n
c
a
r
n
a
t
e
W
o
r
d

Average RPI Win:		181	WON-LOST RECORD		WINNING PCT. RANK		LAST 10 GAMES		STRENGTH OF SCHEDULE		OPP. STRENGTH OF SCHEDULE		TEAM RPI		ADJ RPI		CONF. RPI		ADJ CONF. RPI	
DIV. I ONLY			23-31-0		.42593 204		4-6-0		165		119		197		.47782 197		8		8	
DIV. I NON-CONF.			13-11-0		.54167 119		1-0-0		209		266		155		.49684 155		6		6	
TOTALS		RPI 1-25		RPI 26-50		W-L RECORDS		RPI 51-100		RPI 101-150		RPI 150+								
23-31-0		0-5-0		1-5-0		OVERALL		0-8-0		9-2-0		13-11-0								
16-10-0		0-0-0		0-3-0		HOME		0-1-0		6-1-0		10-5-0								
7-21-0		0-5-0		1-2-0		AWAY		0-7-0		3-1-0		3-6-0								
0-0-0		0-0-0		0-0-0		NEUTRAL		0-0-0		0-0-0		0-0-0								
13-11-0		0-2-0		0-0-0		NON-CONFERENCE		0-2-0		4-1-0		9-6-0								
8-3-0		0-0-0		0-0-0		HOME		0-1-0		1-0-0		7-2-0								
5-8-0		0-2-0		0-0-		AWAY		0-1-0		3-1-0		2-4-0								
0-0-0		0-0-0		0-0-0		NEUTRAL		0-0-0		0-0-0		0-0-0								
10-20-0		0-3-0		1-5-0		CONFERENCE		0-6-0		5-1-0		4-5-0								
8-7-0		0-0-0		0-3-0		HOME		0-0-0		5-1-0		3-3-0								
2-13-0		0-3-0		1-2-0		AWAY		0-6-0		0-0-0		1-2-0								
0-0-0		0-0-0		0-0-0		NEUTRAL		0-0-0		0-0-0		0-0-0								
RPI	S	Opponent		Score		RPI	S	Opponent		Score		RPI	S	Opponent		Score				
3	A	Arkansas		0	4	39	H	Troy		2	7	56	A	Loui si ana		6	9			
3	A	Arkansas		9	10	39	H	Troy		1	8	56	A	Loui si ana		3	4			
17	A	Coastal Caro.		4	11	39	H	Troy		2	4	56	A	Loui si ana		2	7			
17	A	Coastal Caro.		16	17	49	A	South Al abama		0	6	60	A	Loui si ana Tech		1	6			
17	A	Coastal Caro.		4	14	49	A	South Al abama		3	5	60	H	Loui si ana Tech		0	7			
						49	A	South Al abama		12	6	93	A	Li ttle Rock		5	6			
												93	A	Li ttle Rock		2	3			
												93	A	Li ttle Rock		4	7			
										</										

Non-Div. I Games:

La. -Monroe

L
a
.
-
M
o
n
r
o
e

RPI	S	Opponent	Score
278	H	Northern Ky.	9 5

L
a
.
-
M
o
n
r
o
e

La. -Monroe

Average RPI Win: 159		WON-LOST	WINNING	LAST 10	STRENGTH OF		OPP. STRENGTH	TEAM	ADJ		CONF.	ADJ CONF.
Average RPI Loss: 116		RECORD	PCT. RANK	GAMES	SCHEDULE		OF SCHEDULE	RPI	RPI		RPI	RPI
DIV. I ONLY		19-34-0	.35849	243	3-7-0		152	117	198		.47663	198
DIV. I NON-CONF.		12-17-0	.41379	200	1-0-0		229	156	178		.48722	177
TOTALS		RPI 1-25	RPI 26-50		W-L RECORDS		RPI 51-100		RPI 101-150		RPI 150+	
19-34-0		0-3-0	4-5-0		OVERALL		1-10-0		5-7-0		9-9-0	
4-11-0		0-3-0	1-2-0		HOME		1-5-0		0-1-0		2-0-0	
13-19-0		0-0-0	2-2-0		AWAY		0-4-0		5-4-0		6-9-0	
2-4-0		0-0-0	1-1-0		NEUTRAL		0-1-0		0-2-0		1-0-0	
12-17-0		0-0-0	2-2-0		NON-CONFERENCE		0-4-0		3-3-0		7-8-0	
2-1-0		0-0-0	0-0-0		HOME		0-0-0		0-1-0		2-0-0	
9-14-0		0-0-0	2-0-		AWAY		0-4-0		3-0-0		4-8-0	
1-2-0		0-0-0	0-0-0		NEUTRAL		0-0-0		0-2-0		1-0-0	
7-17-0		0-3-0	2-3-0		CONFERENCE		1-6-0		2-4-0		2-1-0	
2-10-0		0-3-0	1-2-0		HOME		1-5-0		0-0-0		0-0-0	
4-5-0		0-0-0	0-0-0		AWAY		0-0-0		2-4-0		2-1-0	
1-2-0		0-0-0	1-1-0		NEUTRAL		0-1-0		0-0-0		0-0-0	
RPI S	Opponent	Score	RPI S	Opponent	Score	RPI S	Opponent	Score	RPI S	Opponent	Score	
25 H	Missouri St.	5 6	31 A	Purdue	1 4	72 H	Indiana St.	3 6	119 A	Butler	9 2	
25 H	Missouri St.	2 6	36 H	DBU	1 8	72 H	Indiana St.	0 16	121 N	CSUN	13 14	
25 H	Missouri St.	4 6	36 H	DBU	9 2	72 H	Indiana St.	2 8	121 N	CSUN	5 6	
			36 H	DBU	3 9	82 A	Alabama	6 12	123 A	Illinois St.	0 8	
			36 N	DBU	5 7	82 A	Alabama	2 16	123 A	Illinois St.	3 13	
			36 N	DBU	13 10	82 A	Alabama	5 6	123 A	Illinois St.	2 1	
			42 A	Oklahoma	11 4	86 H	Bradley	4 5	124 A	Grand Canyon	12 6	
			42 A	Oklahoma	2 3	86 H	Bradley	5 2	124 A	Grand Canyon	11 7	
			47 A	Illinois	11 7	86 H	Bradley	4 10	142 A	Southern Ill.	0 8	
						86 N	Bradley	9 11	142 A	Southern Ill.	6 2	
						97 A	Notre Dame	5 6	142 A	Southern Ill.	2 6	
									148 H	Ball St.	5 13	
									162 N	Holy Cross	20 6	
									169 A	Loyola Marymount	4 7	
									169 A	Loyola Marymount	5 15	
									169 A	Loyola Marymount	3 10	
									192 A	Michigan St.	7 6	
									192 A	Michigan St.	4 5	
									207 A	Western Mich.	18 13	
									218 H	Milwaukee	23 5	
									233 A	Northern Ill.	7 10	
									234 A	UC Riverside	3 4	
									234 A	UC Riverside	5 14	
									261 H	Chicago St.	3 2	
									268 A	Evansville	8 9	
									268 A	Evansville	7 2	
									268 A	Evansville	6 1	
									279 A	Ark. -Pine Bluff	14 7	
									279 A	Ark. -Pine Bluff	12 8	
									279 A	Ark. -Pine Bluff	5 6	
LAST 10 GAMES			36 N	DBU	5 7	72 H	Indiana St.	3 6				
			86 N	Bradley	9 11	261 H	Chicago St.	3 2				
			36 N	DBU	13 10	123 A	Illinois St.	0 8				
			72 H	Indiana St.	2 8	123 A	Illinois St.	3 13				
			72 H	Indiana St.	0 16	123 A	Illinois St.	2 1				

Non-Div. I Games:

Val parai so

Average RPI Win:		198	WON-LOST RECORD		WINNING PCT. RANK		LAST 10 GAMES		STRENGTH OF SCHEDULE		OPP. STRENGTH OF SCHEDULE		TEAM RPI		ADJ RPI		CONF. RPI		ADJ CONF. RPI	
DIV. I ONLY			26-30-0		.46429 175		6-4-0		206		191		199		.47596 199		20		20	
DIV. I NON-CONF.			5-18-0		.21739 265		0-1-0		231		189		285		.40055 285		17		18	
TOTALS		RPI 1-25		RPI 26-50		W-L RECORDS		RPI 51-100		RPI 101-150		RPI 150+								
26-30-0		1-3-0		0-0-0		OVERALL		4-7-0		2-9-0		19-11-0								
17-8-0		0-0-0		0-0-0		HOME		4-1-0		0-1-0		13-6-0								
8-20-0		1-3-0		0-0-0		AWAY		0-5-0		2-7-0		5-5-0								
1-2-0		0-0-0		0-0-0		NEUTRAL		0-1-0		0-1-0		1-0-0								
5-18-0		0-1-0		0-0-0		NON-CONFERENCE		2-5-0		0-4-0		3-8-0								
5-5-0		0-0-0		0-0-0		HOME		2-0-0		0-1-0		3-4-0								
0-13-0		0-1-0		0-0-		AWAY		0-5-0		0-3-0		0-4-0								
0-0-0		0-0-0		0-0-0		NEUTRAL		0-0-0		0-0-0		0-0-0								
21-12-0		1-2-0		0-0-0		CONFERENCE		2-2-0		2-5-0		16-3-0								
12-3-0		0-0-0		0-0-0		HOME		2-1-0		0-0-0		10-2-0								
8-7-0		1-2-0		0-0-0		AWAY		0-0-0		2-4-0		5-1-0								
1-2-0		0-0-0		0-0-0		NEUTRAL		0-1-0		0-1-0		1-0-0								
RPI	S	Opponent		Score		RPI	S	Opponent		Score		RPI	S	Opponent		Score				
23	A	Tennessee Tech		6 7				55 A Georgi a Tech		5 8		122	A	Jacksonville St.		6 7				
23	A	Tennessee Tech		10 6				67 A Col. of Charleston		4 5		122	A	Jacksonville St.		4 1				
23	A	Tennessee Tech		2 6				67 A Col. of Charleston		3 6		122	A	Jacksonville St.		0 7				
25	A	Missouri St.		5 10				67 A Col. of Charleston		0 6		122	N	Jacksonville St.		0 11				
								94 A Saint Loui s		2 5		137	A	Austin Peay		5 6				
								94 H Saint Loui s		10 8		137	A	Austin Peay		20 4				
								94 H Saint Loui s		4 2		137	A	Austin Peay		6 7				
								96 H Morehead St.		4 8		142	A	Southern Ill.		0 2				
								96 H Morehead St.		5 4		142	H	Southern Ill.		0 5				
								96 H Morehead St.		10 3		143	A	Central Ark.		3 7				
								96 N Morehead St.		9 18		143	A	Central Ark.		4 5				
												173	A	Eastern Ky.		7 2				
												173	A	Eastern Ky.		10 9				
												173	A	Eastern Ky.		7 6				
												174	A	Lipscomb		7 8				
												174	A	Lipscomb		6 7				
												177	A	Arkansas St.		6 7				
												188	A	Memphi s		2 3				
												220	H	SIUE		7 0				
												220	H	SIUE		11 6				
												220	H	SIUE		11 10				
												228	H	Eastern Ill.		3 5				
												228	H	Eastern Ill.		3 1				
												228	H	Eastern Ill.		13 1				
												243	H	Murray St.		7 5				
												243	H	Murray St.		8 6				
												243	H	Murray St.		7 4				
												243	N	Murray St.		5 2				
												250	H	South Dakota St.		5 6				
												250	H	South Dakota St.		4 7				
												250	H	South Dakota St.		12 8				
												265	A	UT Martin		7 8				
												265	A	UT Martin		8 7				
												265	A	UT Martin		17 1				

Non-Div. I Games: McKendree 15 0

Southeast Mo. St.

RPI	S	Opponent	Score	
267	H	Bel mont	6	10
267	H	Bel mont	9	8
267	H	Bel mont	9	8
282	H	Bowling Green	9	7
282	H	Bowling Green	8	4
282	H	Bowling Green	7	9
282	H	Bowling Green	2	5

Southeast Mo. St.

S
o
u
t
h
e
a
s
t
M
o
.
S
t
.

S
o
u
t
h
e
a
s
t
M
o
.
S
t
.

Average RPI Win: 216		WON-LOST	WINNING	LAST 10	STRENGTH OF		OPP. STRENGTH	TEAM	ADJ		CONF.	ADJ CONF.
Average RPI Loss: 127		RECORD	PCT. RANK	GAMES	SCHEDULE		OF SCHEDULE	RPI	RPI		RPI	RPI
DIV. I ONLY		25-31-0	.44643	190	4-6-0		170	221	200		24	24
DIV. I NON-CONF.		9-17-0	.34615	233	1-0-0		46	237	183		21	21
TOTALS		RPI 1-25	RPI 26-50		W-L RECORDS		RPI 51-100		RPI 101-150		RPI 150+	
25-31-0		0-4-0	0-1-0		OVERALL		3-6-0		3-6-0		19-14-0	
17-9-0		0-0-0	0-0-0		HOME		2-3-0		1-2-0		14-4-0	
7-20-0		0-4-0	0-1-0		AWAY		1-3-0		2-4-0		4-8-0	
1-2-0		0-0-0	0-0-0		NEUTRAL		0-0-0		0-0-0		1-2-0	
9-17-0		0-4-0	0-1-0		NON-CONFERENCE		3-6-0		0-0-0		6-6-0	
6-5-0		0-0-0	0-0-0		HOME		2-3-0		0-0-0		4-2-0	
3-12-0		0-4-0	0-0-		AWAY		1-3-0		0-0-0		2-4-0	
0-0-0		0-0-0	0-0-0		NEUTRAL		0-0-0		0-0-0		0-0-0	
16-14-0		0-0-0	0-0-0		CONFERENCE		0-0-0		3-6-0		13-8-0	
11-4-0		0-0-0	0-0-0		HOME		0-0-0		1-2-0		10-2-0	
4-8-0		0-0-0	0-0-0		AWAY		0-0-0		2-4-0		2-4-0	
1-2-0		0-0-0	0-0-0		NEUTRAL		0-0-0		0-0-0		1-2-0	
RPI S	Opponent	Score	RPI S	Opponent	Score	RPI S	Opponent	Score	RPI S	Opponent	Score	
5 A	Ole Miss	3 7	43 A	South Carolina	2 15	61 H	Kent St.	8 2	107 A	Campbell	1 6	
5 A	Ole Miss	1 8				61 H	Kent St.	1 9	107 A	Campbell	5 1	
5 A	Ole Miss	1 3				61 H	Kent St.	5 7	107 A	Campbell	0 5	
11 A	Clemson	8 9				68 A	UNCG	6 2	111 A	High Point	11 2	
						68 H	UNCG	2 3	111 A	High Point	0 12	
						79 A	Charlotte	2 18	111 A	High Point	1 6	
						91 A	Wofford	3 5	129 H	Liberty	2 11	
						99 A	Davidson	2 12	129 H	Liberty	2 0	
						99 H	Davidson	3 0	129 H	Liberty	1 5	
									151 A	Furman	5 4	
									151 H	Furman	3 8	
									166 A	ETSU	4 8	
									166 A	ETSU	5 10	
									166 A	ETSU	3 7	
									168 A	Gardner-Webb	6 7	
									168 A	Gardner-Webb	10 5	
									168 A	Gardner-Webb	6 9	
									168 N	Gardner-Webb	4 5	
									168 N	Gardner-Webb	5 7	
									210 H	Radford	1 4	
									210 H	Radford	5 9	
									210 H	Radford	6 3	
									230 A	USC Upstate	5 9	
									230 H	USC Upstate	1 7	
									244 A	The Citadel	12 6	
									244 H	The Citadel	8 1	
									255 A	Charleston So.	5 4	
									255 A	Charleston So.	3 4	
									255 A	Charleston So.	1 2	
									262 H	UNC Asheville	3 0	
									262 H	UNC Asheville	2 1	
									262 H	UNC Asheville	4 3	
									264 H	Longwood	15 7	
									264 H	Longwood	8 0	
			LAST 10 GAMES									
			168 N	Gardner-Webb	4 5	129 H	Liberty	2 0				
			264 N	Longwood	7 4	107 A	Campbell	0 5				
			168 N	Gardner-Webb	5 7	107 A	Campbell	5 1				
			129 H	Liberty	1 5	107 A	Campbell	1 6				
			129 H	Liberty	2 11	68 A	UNCG	6 2				

Non-Div. I Games:

Winthrop

RPI	S	Opponent	Score	
264	H	Longwood	4	3
264	N	Longwood	7	4
276	H	Presbyteri an	14	2
276	H	Presbyteri an	15	9
276	H	Presbyteri an	7	4
296	H	UMES	5	4
296	H	UMES	5	1
296	H	UMES	8	3

W
i
n
t
h
r
o
p

W
i
n
t
h
r
o
p

Winthrop

UAB

Average RPI Win:		167	WON-LOST RECORD		WINNING PCT. RANK		LAST 10 GAMES		STRENGTH OF SCHEDULE		OPP. STRENGTH OF SCHEDULE		TEAM RPI		ADJ RPI		CONF. RPI		ADJ CONF. RPI	
DIV. I ONLY			21-33-0		.38889 224		2-8-0		111		124		201		.47489 201		11		11	
DIV. I NON-CONF.			8-14-0		.36364 224		0-1-0		145		205		246		.44407 244		13		13	
TOTALS		RPI 1-25		RPI 26-50		W-L RECORDS		RPI 51-100		RPI 101-150		RPI 150+								
21-33-0		0-2-0		2-7-0		OVERALL		6-11-0		1-4-0		12-9-0								
12-19-0		0-1-0		0-4-0		HOME		3-5-0		1-3-0		8-6-0								
9-12-0		0-1-0		2-2-0		AWAY		3-5-0		0-1-0		4-3-0								
0-2-0		0-0-0		0-1-0		NEUTRAL		0-1-0		0-0-0		0-0-0								
8-14-0		0-2-0		0-2-0		NON-CONFERENCE		2-5-0		0-2-0		6-3-0								
8-8-0		0-1-0		0-1-0		HOME		2-3-0		0-1-0		6-2-0								
0-6-0		0-1-0		0-0-		AWAY		0-2-0		0-1-0		0-1-0								
0-0-0		0-0-0		0-0-0		NEUTRAL		0-0-0		0-0-0		0-0-0								
13-19-0		0-0-0		2-5-0		CONFERENCE		4-6-0		1-2-0		6-6-0								
4-11-0		0-0-0		0-3-0		HOME		1-2-0		1-2-0		2-4-0								
9-6-0		0-0-0		2-1-0		AWAY		3-3-0		0-0-0		4-2-0								
0-2-0		0-0-0		0-1-0		NEUTRAL		0-1-0		0-0-0		0-0-0								
RPI	S	Opponent		Score		RPI	S	Opponent		Score		RPI	S	Opponent		Score				
14	A	Auburn		2	12	33	A	Fla. Atlantic		12	5	60	H	Louisiana Tech		4	9			
14	H	Auburn		8	11	33	A	Fla. Atlantic		2	5	60	H	Louisiana Tech		3	0			
						33	A	Fla. Atlantic		8	2	60	H	Louisiana Tech		6	7			
						39	A	Troy		2	3	77	H	Iowa		1	4			
						39	H	Troy		1	4	77	H	Iowa		3	11			
						40	H	Southern Miss.		4	9	77	H	Iowa		4	0			
						40	H	Southern Miss.		0	6	79	A	Charlotte		1	7			
						40	H	Southern Miss.		1	6	79	A	Charlotte		4	3			
						40	N	Southern Miss.		0	2	79	A	Charlotte		18	10			
												79	N	Charlotte		0	2			
												82	A	Alabama		3	12			
												82	H	Alabama		6	4			
												89	A	Rice		5	3			
												89	A	Rice		3	6			
												89	A	Rice		5	8			
												95	A	Samford		5	7			
												95	H	Samford		2	8			

Non-Div. I Games:

UAB

Average RPI Win:		207	WON-LOST RECORD		WINNING PCT. RANK		LAST 10 GAMES		STRENGTH OF SCHEDULE		OPP. STRENGTH OF SCHEDULE		TEAM RPI		ADJ RPI		CONF. RPI		ADJ CONF. RPI	
DIV. I ONLY			22-27-0		.44898 189		7-3-0		214		265		202		.47412 202		19		19	
DIV. I NON-CONF.			12-12-0		.5 136		2-0-0		230		293		179		.48718 178		20		20	
TOTALS		RPI 1-25		RPI 26-50		W-L RECORDS		RPI 51-100		RPI 101-150		RPI 150+								
22-27-0		0-0-0		0-0-0		OVERALL		3-6-0		2-6-0		17-15-0								
5-10-0		0-0-0		0-0-0		HOME		0-3-0		1-1-0		4-6-0								
14-15-0		0-0-0		0-0-0		AWAY		3-3-0		1-3-0		10-9-0								
3-2-0		0-0-0		0-0-0		NEUTRAL		0-0-0		0-2-0		3-0-0								
12-12-0		0-0-0		0-0-0		NON-CONFERENCE		2-2-0		0-3-0		10-7-0								
2-2-0		0-0-0		0-0-0		HOME		0-0-0		0-0-0		2-2-0								
7-8-0		0-0-0		0-0-		AWAY		2-2-0		0-1-0		5-5-0								
3-2-0		0-0-0		0-0-0		NEUTRAL		0-0-0		0-2-0		3-0-0								
10-15-0		0-0-0		0-0-0		CONFERENCE		1-4-0		2-3-0		7-8-0								
3-8-0		0-0-0		0-0-0		HOME		0-3-0		1-1-0		2-4-0								
7-7-0		0-0-0		0-0-0		AWAY		1-1-0		1-2-0		5-4-0								
0-0-0		0-0-0		0-0-0		NEUTRAL		0-0-0		0-0-0		0-0-0								
RPI	S	Opponent	Score	RPI	S	Opponent	Score	RPI	S	Opponent	Score	RPI	S	Opponent	Score					
								65	A	UNCW	4 5	117	A	Richmond	0 7					
								81	A	Army West Point	5 0	119	N	Butler	1 12					
								81	A	Army West Point	2 6	119	N	Butler	6 15					
								81	H	Army West Point	3 5	144	A	Navy	1 7					
								81	H	Army West Point	1 10	144	A	Navy	7 4					
								81	H	Army West Point	0 14	144	A	Navy	1 2					
								99	A	Davison	4 1	144	H	Navy	1 6					
								99	A	Davison	3 7	144	H	Navy	1 0					
								99	A	Davison	7 1	158	H	Delaware	7 15					
												160	N	Monmouth	10 3					
												162	A	Holy Cross	2 1					
												162	A	Holy Cross	8 5					
												162	H	Holy Cross	4 11					
												162	H	Holy Cross	0 8					
												162	H	Holy Cross	2 4					
												173	N	Eastern Ky.	5 4					
												195	N	Yale	3 1					
												211	A	Bucknell I	0 3					
												211	A	Bucknell I	1 4					
												211	A	Bucknell I	6 3					
												211	H	Bucknell I	1 3					
												211	H	Bucknell I	5 4					
												213	A	N. C. A&T	4 8					
												213	A	N. C. A&T	5 11					
												213	A	N. C. A&T	3 2					
												227	H	Saint Joseph's	2 10					
												242	A	William & Mary	2 12					
												254	A	Lafayette	7 1					
												254	A	Lafayette	0 1					
												254	A	Lafayette	7 8					
												254	A	Lafayette	5 2					
												254	A	Lafayette	5 2					
												275	H	Coppin St.	11 7					
												285	A	Rider	5 3					
				LAST 10 GAMES																
				162	A	Holy Cross	2 1	211	H	Bucknell I	1 3	254	A	Lafayette	7 1					
				162	A	Holy Cross	8 5	211	H	Bucknell I	5 4	254	A	Lafayette	0 1					
				81	A	Army West Point	2 6	144	H	Navy	1 0	254	A	Lafayette	7 8					
				81	A	Army West Point	5 0	144	H	Navy	1 6	254	A	Lafayette	5 2					
				295	A	Saint Peter's	27 2	275	H	Coppin St.	11 7	254	H	Lafayette	5 2					

Non-Div. I Games:

Lehigh

RPI	S	Opponent	Score	
290	A	Norfol k St.	19	3
290	A	Norfol k St.	3	7
290	A	Norfol k St.	11	5
290	A	Norfol k St.	3	5
295	A	Sai nt Peter' s	27	2
295	H	Sai nt Peter' s	14	0

Lehi gh

L
e
h
i
g
h

L
e
h
i
g
h

Average RPI Win:	234	WON-LOST RECORD	WINNING PCT. RANK	LAST 10 GAMES	STRENGTH OF SCHEDULE	OPP. STRENGTH OF SCHEDULE	TEAM RPI	ADJ RPI	CONF. RPI	ADJ CONF. RPI	
DIV. I ONLY	27-18-0	.6	75	6-4-0	282	249	203	.47384	203	25	25
DIV. I NON-CONF.	10-7-0	.58824	100	0-0-0	294	193	237	.45402	237	26	26
<hr/>											
TOTALS	RPI 1-25	RPI 26-50		W-L RECORDS		RPI 51-100		RPI 101-150		RPI 150+	
27-18-0	0-0-0	0-0-0		OVERALL		3-8-0		0-1-0		24-9-0	
15-6-0	0-0-0	0-0-0		HOME		1-2-0		0-0-0		14-4-0	
7-10-0	0-0-0	0-0-0		AWAY		2-4-0		0-1-0		5-5-0	
5-2-0	0-0-0	0-0-0		NEUTRAL		0-2-0		0-0-0		5-0-0	
10-7-0	0-0-0	0-0-0		NON-CONFERENCE		1-2-0		0-1-0		9-4-0	
4-2-0	0-0-0	0-0-0		HOME		0-0-0		0-0-0		4-2-0	
3-5-0	0-0-0	0-0-		AWAY		1-2-0		0-1-0		2-2-0	
3-0-0	0-0-0	0-0-0		NEUTRAL		0-0-0		0-0-0		3-0-0	
17-11-0	0-0-0	0-0-0		CONFERENCE		2-6-0		0-0-0		15-5-0	
11-4-0	0-0-0	0-0-0		HOME		1-2-0		0-0-0		10-2-0	
4-5-0	0-0-0	0-0-0		AWAY		1-2-0		0-0-0		3-3-0	
2-2-0	0-0-0	0-0-0		NEUTRAL		0-2-0		0-0-0		2-0-0	
RPI	S	Opponent	Score	RPI	S	Opponent	Score	RPI	S	Opponent	Score
				55	A	Georgi a Tech	12 5	147	A	New Orleans	4 5
				55	A	Georgi a Tech	0 5	218	H	Milwaukee	2 0
				55	A	Georgi a Tech	2 3	218	H	Milwaukee	5 0
				69	A	Wright St.	3 6	218	H	Milwaukee	4 0
				69	A	Wright St.	1 5	218	N	Milwaukee	6 0
				69	A	Wright St.	7 4	218	N	Milwaukee	10 2
				69	H	Wright St.	2 1	231	H	Northwestern	0 1
				69	H	Wright St.	1 7	233	A	Northern Ill.	5 10
				69	H	Wright St.	1 2	233	H	Northern Ill.	1 5
				69	N	Wright St.	1 10	233	H	Northern Ill.	18 3
				69	N	Wright St.	9 11	236	A	UTRGV	14 3
								236	A	UTRGV	4 9
								236	A	UTRGV	4 3
								249	H	Oakland	4 3
								249	H	Oakland	1 2
								249	H	Oakland	8 1
								261	H	Chicago St.	2 1
								261	H	Chicago St.	4 0
								261	H	Chicago St.	4 3
								263	A	Youngstown St.	1 3
								263	A	Youngstown St.	2 7
								263	A	Youngstown St.	5 6
								263	H	Youngstown St.	6 2
								263	H	Youngstown St.	8 5
								263	H	Youngstown St.	12 0
								278	A	Northern Ky.	11 2
								278	A	Northern Ky.	14 5
								278	A	Northern Ky.	11 6
								278	H	Northern Ky.	1 6
								278	H	Northern Ky.	5 0
								278	H	Northern Ky.	4 3
								288	N	Southern U.	9 5
				288	N	Southern U.	3 0				
				294	N	Prairie View	10 7				

Non-Div. I Games: Roosevelt 4 3 Chicago 6 3 Viterbo 17 1

Average RPI Win: 221		WON-LOST	WINNING	LAST 10	STRENGTH OF		OPP. STRENGTH	TEAM	ADJ	CONF.	ADJ CONF.
Average RPI Loss: 136		RECORD	PCT. RANK	GAMES	SCHEDULE		OF SCHEDULE	RPI	RPI	RPI	RPI
DIV. I ONLY		27-30-1	.47414	162	7-2-0		247	186	204	.47311	204
DIV. I NON-CONF.		8-17-1	.32692	240	1-0-0		269	51	260	.43515	259
TOTALS		RPI 1-25	RPI 26-50		W-L RECORDS		RPI 51-100		RPI 101-150		RPI 150+
27-30-1		0-4-0	0-1-0		OVERALL		1-6-0		4-6-0		22-13-1
11-7-0		0-0-0	0-0-0		HOME		1-3-0		0-0-0		10-4-0
9-16-1		0-4-0	0-0-0		AWAY		0-1-0		3-3-0		6-8-1
7-7-0		0-0-0	0-1-0		NEUTRAL		0-2-0		1-3-0		6-1-0
8-17-1		0-4-0	0-1-0		NON-CONFERENCE		0-3-0		0-2-0		8-7-1
3-3-0		0-0-0	0-0-0		HOME		0-1-0		0-0-0		3-2-0
2-10-1		0-4-0	0-0-		AWAY		0-1-0		0-0-0		2-5-1
3-4-0		0-0-0	0-1-0		NEUTRAL		0-1-0		0-2-0		3-0-0
19-13-0		0-0-0	0-0-0		CONFERENCE		1-3-0		4-4-0		14-6-0
8-4-0		0-0-0	0-0-0		HOME		1-2-0		0-0-0		7-2-0
7-6-0		0-0-0	0-0-0		AWAY		0-0-0		3-3-0		4-3-0
4-3-0		0-0-0	0-0-0		NEUTRAL		0-1-0		1-1-0		3-1-0
RPI S	Opponent	Score	RPI S	Opponent	Score	RPI S	Opponent	Score	RPI S	Opponent	Score
4 A	Stetson	3 5	31 N	Purdue	1 11	58 A	Michigan	5 8	146 N	Virginia Tech	4 7
18 A	South Fla.	0 6				58 H	Michigan	2 9	146 N	Virginia Tech	3 4
18 A	South Fla.	6 10				61 H	Kent St.	3 11	148 A	Ball St.	23 1
18 A	South Fla.	2 3				61 H	Kent St.	3 19	148 A	Ball St.	7 4
						61 H	Kent St.	5 1	148 A	Ball St.	2 5
						61 N	Kent St.	7 8	148 N	Ball St.	7 2
						70 N	Seton Hall	4 10	149 A	Miami (OH)	6 2
									149 A	Miami (OH)	8 13
									149 A	Miami (OH)	2 4
									149 N	Miami (OH)	8 9
									163 A	New Mexico	6 6
									163 A	New Mexico	0 6
									163 A	New Mexico	7 8
									163 A	New Mexico	9 20
									192 A	Michigan St.	3 1
									192 H	Michigan St.	13 2
									207 A	Western Mich.	2 8
									207 A	Western Mich.	2 5
									207 A	Western Mich.	4 2
									217 A	Toledo	5 3
									217 N	Toledo	1 13
									217 N	Toledo	6 5
									217 N	Toledo	7 6
									217 N	Toledo	3 2
									219 H	Eastern Mich.	6 7
									219 H	Eastern Mich.	2 5
									219 H	Eastern Mich.	12 3
									231 H	Northwestern	7 3
									231 H	Northwestern	2 5
									231 H	Northwestern	2 4
									233 A	Northern Ill.	8 1
									233 A	Northern Ill.	6 0
									233 A	Northern Ill.	5 9
									236 A	UTRGV	6 7

Non-Div. I Games: Lawrence Tech 14 1 Cleary 8 0

Central Mich.

Central Mich.

Average RPI Win:		204	WON-LOST RECORD		WINNING PCT. RANK		LAST 10 GAMES		STRENGTH OF SCHEDULE		OPP. STRENGTH OF SCHEDULE		TEAM RPI		ADJ RPI		CONF. RPI		ADJ CONF. RPI					
DIV. I ONLY			19-31-0		.38		233		1-9-0		150		164		205		.47293		205		11		11	
DIV. I NON-CONF.			12-9-0		.57143		105		0-1-0		243		272		156		.49672		156		13		13	
TOTALS		RPI 1-25		RPI 26-50				W-L RECORDS				RPI 51-100				RPI 101-150				RPI 150+				
19-31-0		0-0-0		0-6-0				OVERALL				0-11-0				3-5-0				16-9-0				
6-16-0		0-0-0		0-6-0				HOME				0-4-0				0-1-0				6-5-0				
13-15-0		0-0-0		0-0-0				AWAY				0-7-0				3-4-0				10-4-0				
0-0-0		0-0-0		0-0-0				NEUTRAL				0-0-0				0-0-0				0-0-0				
12-9-0		0-0-0		0-0-0				NON-CONFERENCE				0-2-0				2-3-0				10-4-0				
4-4-0		0-0-0		0-0-0				HOME				0-1-0				0-1-0				4-2-0				
8-5-0		0-0-0		0-0-				AWAY				0-1-0				2-2-0				6-2-0				
0-0-0		0-0-0		0-0-0				NEUTRAL				0-0-0				0-0-0				0-0-0				
7-22-0		0-0-0		0-6-0				CONFERENCE				0-9-0				1-2-0				6-5-0				
2-12-0		0-0-0		0-6-0				HOME				0-3-0				0-0-0				2-3-0				
5-10-0		0-0-0		0-0-0				AWAY				0-6-0				1-2-0				4-2-0				
0-0-0		0-0-0		0-0-0				NEUTRAL				0-0-0				0-0-0				0-0-0				
RPI	S	Opponent		Score		RPI	S	Opponent		Score		RPI	S	Opponent		Score		RPI	S	Opponent		Score		
				33	H	Fla. Atlantic	6	8	51	H	West Virginia	10	11	108	A	El on	8	6						
				33	H	Fla. Atlantic	2	3	60	H	Loui si ana Tech	6	10	108	A	El on	2	3						
				33	H	Fla. Atlantic	3	17	60	H	Loui si ana Tech	3	12	108	A	El on	11	7						
				40	H	Southern Miss.	2	10	60	H	Loui si ana Tech	2	15	136	A	FIU	0	15						
				40	H	Southern Miss.	4	7	79	A	Char lotte	4	6	136	A	FIU	5	9						
				40	H	Southern Miss.	9	18	79	A	Char lotte	4	5	136	A	FIU	6	5						
									79	A	Char lotte	0	6	146	A	Vir gini a Tech	3	11						
									96	A	Morehead St.	11	14	146	H	Vir gini a Tech	9	11						
									100	A	UTSA	3	4	152	A	Mi ddle Tenn.	11	0						
									100	A	UTSA	2	12	152	A	Mi ddle Tenn.	6	4						
									100	A	UTSA	2	11	152	A	Mi ddle Tenn.	9	4						
														166	H	ETSU	2	8						
														179	A	Appal achi an St.	4	2						
														179	A	Appal achi an St.	5	8						
														179	A	Appal achi an St.	14	5						
														201	H	UAB	1	3						
														201	H	UAB	6	0						
														201	H	UAB	2	5						
														206	A	Western Ky.	2	6						
														206	A	Western Ky.	6	5						
														206	A	Western Ky.	5	7						
														241	A	Western Caro.	12	8						
														248	H	Ol d Domi ni on	2	8						
														248	H	Ol d Domi ni on	11	6						
														251	H	Ni agara	4	7						
														251	H	Ni agara	11	1						
														251	H	Ni agara	6	2						
														251	H	Ni agara	5	4						
														256	A	Fl ori da A&M	9	0						
														256	A	Fl ori da A&M	17	5						
														256	A	Fl ori da A&M	1	8						
														272	A	Ohi o	7	6						
														272	H	Ohi o	6	2						
LAST 10 GAMES																								
				40	H	Southern Mi ss.	9	18	79	A	Char lotte	4	6											
				40	H	Southern Mi ss.	4	7	166	H	ETSU	2	8											
				40	H	Southern Mi ss.	2	10	248	H	Ol d Domi ni on	2	8											
				79	A	Char lotte	4	5	248	H	Ol d Domi ni on	11	6											
				79	A	Char lotte	0	6	136	A	FIU	5	9											

Non-Div. I Games:

Marshall

Average RPI Win:		184	WON-LOST		WINNING		LAST 10		STRENGTH OF		OPP. STRENGTH		TEAM	ADJ		CONF.	ADJ CONF.	
Average RPI Loss:		98	RECORD		PCT. RANK		GAMES		SCHEDULE		OF SCHEDULE		RPI	RPI		RPI	RPI	
DIV. I ONLY			21-31-0		.40385 216		1-9-0		157		91		206		.47203 206		11 11	
DIV. I NON-CONF.			10-13-0		.43478 189		0-1-0		263		111		243		.44762 243		13 13	
TOTALS		RPI 1-25		RPI 26-50		W-L RECORDS		RPI 51-100		RPI 101-150		RPI 150+						
21-31-0		0-3-0		1-6-0		OVERALL		5-10-0		0-4-0		15-8-0						
12-17-0		0-2-0		0-0-0		HOME		2-7-0		0-3-0		10-5-0						
9-14-0		0-1-0		1-6-0		AWAY		3-3-0		0-1-0		5-3-0						
0-0-0		0-0-0		0-0-0		NEUTRAL		0-0-0		0-0-0		0-0-0						
10-13-0		0-3-0		0-2-0		NON-CONFERENCE		0-3-0		0-1-0		10-4-0						
7-7-0		0-2-0		0-0-0		HOME		0-3-0		0-0-0		7-2-0						
3-6-0		0-1-0		0-0-		AWAY		0-0-0		0-1-0		3-2-0						
0-0-0		0-0-0		0-0-0		NEUTRAL		0-0-0		0-0-0		0-0-0						
11-18-0		0-0-0		1-4-0		CONFERENCE		5-7-0		0-3-0		5-4-0						
5-10-0		0-0-0		0-0-0		HOME		2-4-0		0-3-0		3-3-0						
6-8-0		0-0-0		1-4-0		AWAY		3-3-0		0-0-0		2-1-0						
0-0-0		0-0-0		0-0-0		NEUTRAL		0-0-0		0-0-0		0-0-0						
RPI	S	Opponent		Score		RPI	S	Opponent		Score		RPI	S	Opponent		Score		
23	H	Tennessee Tech		1	10	30	A	Kentucky		3	4	51	H	West Virginia		5	7	
24	A	Louisville		4	5	33	A	Fla. Atlantic		2	15	51	H	West Virginia		9	11	
24	H	Louisville		5	8	33	A	Fla. Atlantic		5	6	51	H	West Virginia		1	7	
						38	A	Vanderbilt		2	3	60	H	Louisiana Tech		2	4	
						40	A	Southern Miss.		7	1	60	H	Louisiana Tech		4	13	
						40	A	Southern Miss.		2	8	60	H	Louisiana Tech		6	1	
						40	A	Southern Miss.		1	14	79	A	Charlotte		4	6	
												79	A	Charlotte		9	8	
												79	A	Charlotte		2	4	
												89	A	Rice		4	0	
												89	A	Rice		5	4	
												89	A	Rice		0	4	
												100	H	UTSA		9	5	
												100	H	UTSA		4	10	
												100	H	UTSA		0	5	

Non-Div. I Games:

Western Ky.

Average RPI Win: 220		WON-LOST RECORD		WINNING PCT. RANK		LAST 10 GAMES		STRENGTH OF SCHEDULE		OPP. STRENGTH OF SCHEDULE		TEAM RPI		ADJ RPI		CONF. RPI		ADJ CONF. RPI	
DIV. I ONLY		23-25-0		.47917 159		4-6-0		216		225		208		.47147 207		22		22	
DIV. I NON-CONF.		10-12-0		.45455 177		0-1-0		241		166		222		.46459 222		25		25	
TOTALS		RPI 1-25		RPI 26-50		W-L RECORDS		RPI 51-100		RPI 101-150		RPI 150+							
23-25-0		0-0-0		0-3-0		OVERALL		0-5-0		4-8-0		19-9-0							
7-12-0		0-0-0		0-0-0		HOME		0-3-0		2-4-0		5-5-0							
8-8-0		0-0-0		0-0-0		AWAY		0-2-0		1-3-0		7-3-0							
8-5-0		0-0-0		0-3-0		NEUTRAL		0-0-0		1-1-0		7-1-0							
10-12-0		0-0-0		0-3-0		NON-CONFERENCE		0-2-0		1-4-0		9-3-0							
2-4-0		0-0-0		0-0-0		HOME		0-0-0		1-2-0		1-2-0							
1-3-0		0-0-0		0-0-		AWAY		0-2-0		0-1-0		1-0-0							
7-5-0		0-0-0		0-3-0		NEUTRAL		0-0-0		0-1-0		7-1-0							
13-13-0		0-0-0		0-0-0		CONFERENCE		0-3-0		3-4-0		10-6-0							
5-8-0		0-0-0		0-0-0		HOME		0-3-0		1-2-0		4-3-0							
7-5-0		0-0-0		0-0-0		AWAY		0-0-0		1-2-0		6-3-0							
1-0-0		0-0-0		0-0-0		NEUTRAL		0-0-0		1-0-0		0-0-0							
RPI	S	Opponent	Score	RPI	S	Opponent	Score	RPI	S	Opponent	Score	RPI	S	Opponent	Score				
				31	N	Purdue	1 5	58	A	Michigan	6 7	107	A	Campbell	1 5				
				31	N	Purdue	4 10	61	H	Kent St.	2 6	119	H	Butler	3 13				
				31	N	Purdue	1 5	61	H	Kent St.	3 8	119	H	Butler	4 1				
								61	H	Kent St.	6 12	119	H	Butler	0 3				
								97	A	Notre Dame	4 14	136	N	FIU	2 4				
												148	A	Ball St.	1 7				
												148	A	Ball St.	4 6				
												148	A	Ball St.	10 5				
												149	H	Miami (OH)	6 10				
												149	H	Miami (OH)	1 3				
												149	H	Miami (OH)	6 1				
												149	N	Miami (OH)	4 2				
												187	N	Georgetown	12 7				
												187	N	Georgetown	5 9				
												192	A	Michigan St.	6 1				
												192	H	Michigan St.	7 10				
												195	N	Yale	6 0				
												198	H	Valparaiso	13 18				
												204	H	Central Mich.	2 4				
												204	H	Central Mich.	8 2				
												204	H	Central Mich.	5 2				
												217	H	Toledo	5 0				
												217	H	Toledo	4 13				
												217	H	Toledo	0 3				
												219	A	Eastern Mich.	1 6				
												219	A	Eastern Mich.	6 4				
												219	A	Eastern Mich.	12 5				
												227	N	Saint Joseph's	8 5				
												231	H	Northwestern	26 15				
												233	A	Northern Ill.	5 3				
												233	A	Northern Ill.	1 3				
												233	A	Northern Ill.	10 4				
												272	A	Ohio	7 10				
												272	A	Ohio	10 6				
LAST 10 GAMES				LAST 10 GAMES				LAST 10 GAMES				LAST 10 GAMES							
				148	A	Ball St.	4 6	272	A	Ohio	7 6								
				148	A	Ball St.	1 7	198	H	Valparaiso	13 18								
				148	A	Ball St.	10 5	149	H	Miami (OH)	1 3								
				272	A	Ohio	10 6	149	H	Miami (OH)	6 1								
				272	A	Ohio	7 10	149	H	Miami (OH)	6 10								

Non-Div. I Games:

Western Mich.

RPI	S	Opponent	Score	
272	A	Ohio	7	6
277	N	St. Bonaventure	9	2
277	N	St. Bonaventure	8	4
277	N	St. Bonaventure	1	0
281	N	Villanova	6	0
282	H	Bowling Green	9	4

Western Mich.

Western Mich.

Western Mich.

[illegible]

Non-Div. I Games:

Fairfield




RPI	S	Opponent	Score	
251	H	Niagara	6	5
257	H	Iona	3	10
257	H	Iona	7	1
257	H	Iona	0	1
259	H	Massachusetts	8	4
266	A	Central Conn. St.	4	1
285	H	Rider	13	4
285	H	Rider	15	1
285	H	Rider	5	4
289	A	Savannah St.	6	0

Fai rfi el d

F
a
i
r
f
i
e
l
d

F
a
i
r
f
i
e
l
d

Non-Div. I Games:

 Tie,  Loss,  Non-Conf,S Site, H Home, A Away, N Neutral Page 302

Average RPI Win: 200		WON-LOST	WINNING	LAST 10	STRENGTH OF		OPP. STRENGTH	TEAM	ADJ		CONF.	ADJ CONF.
Average RPI Loss: 141		RECORD	PCT. RANK	GAMES	SCHEDULE		OF SCHEDULE	RPI	RPI		RPI	RPI
DIV. I ONLY		25-32-0	.4386	195	5-5-0		251	153	212		24	24
DIV. I NON-CONF.		10-17-0	.37037	221	1-0-0		235	41	213		21	21
TOTALS		RPI 1-25	RPI 26-50		W-L RECORDS		RPI 51-100		RPI 101-150		RPI 150+	
25-32-0		0-1-0	0-0-0		OVERALL		0-5-0		9-14-0		16-12-0	
11-10-0		0-0-0	0-0-0		HOME		0-0-0		2-2-0		9-8-0	
13-18-0		0-1-0	0-0-0		AWAY		0-5-0		6-8-0		7-4-0	
1-4-0		0-0-0	0-0-0		NEUTRAL		0-0-0		1-4-0		0-0-0	
10-17-0		0-1-0	0-0-0		NON-CONFERENCE		0-5-0		4-7-0		6-4-0	
4-2-0		0-0-0	0-0-0		HOME		0-0-0		1-0-0		3-2-0	
6-13-0		0-1-0	0-0-		AWAY		0-5-0		3-5-0		3-2-0	
0-2-0		0-0-0	0-0-0		NEUTRAL		0-0-0		0-2-0		0-0-0	
15-15-0		0-0-0	0-0-0		CONFERENCE		0-0-0		5-7-0		10-8-0	
7-8-0		0-0-0	0-0-0		HOME		0-0-0		1-2-0		6-6-0	
7-5-0		0-0-0	0-0-0		AWAY		0-0-0		3-3-0		4-2-0	
1-2-0		0-0-0	0-0-0		NEUTRAL		0-0-0		1-2-0		0-0-0	
RPI S	Opponent	Score	RPI S	Opponent	Score	RPI S	Opponent	Score	RPI S	Opponent	Score	
17 A	Coastal Caro.	7 13				55 A	Georgi a Tech	8 11	102 N	Maryl and	4 11	
						55 A	Georgi a Tech	0 4	107 H	Campbell I	4 6	
						55 A	Georgi a Tech	5 6	107 H	Campbell I	3 2	
						71 A	Wake Forest	1 5	107 H	Campbell I	2 7	
						82 A	Vi rgi ni a	4 12	108 A	El on	1 2	
									111 A	High Point	6 15	
									111 A	High Point	18 6	
									111 A	High Point	3 7	
									111 N	High Point	3 6	
									113 A	North Florida	2 7	
									113 A	North Florida	14 8	
									113 A	North Florida	12 6	
									122 A	Jacksonville St.	2 4	
									122 A	Jacksonville St.	9 5	
									122 A	Jacksonville St.	0 5	
									129 A	Li berty	10 11	
									129 A	Li berty	10 4	
									129 A	Li berty	4 3	
									129 N	Li berty	4 1	
									129 N	Li berty	2 3	
									146 A	Vi rgi ni a Tech	2 3	
									146 H	Vi rgi ni a Tech	12 11	
									148 N	Ball St.	0 7	
									166 A	ETSU	0 2	
									166 H	ETSU	8 9	
									168 H	Gardner-Webb	4 8	
									168 H	Gardner-Webb	10 20	
									168 H	Gardner-Webb	4 5	
									171 A	VMI	8 6	
									179 A	Appal achian St.	8 3	
									179 H	Appal achian St.	1 5	
									200 A	Winthrop	4 1	
									200 A	Winthrop	3 6	
									200 A	Winthrop	9 5	
LAST 10 GAMES			LAST 10 GAMES			LAST 10 GAMES			LAST 10 GAMES			
			129 N	Li berty	2 3	107 H	Campbell I	3 2				
			111 N	High Point	3 6	179 A	Appal achian St.	8 3				
			129 N	Li berty	4 1	129 A	Li berty	10 11				
			107 H	Campbell I	4 6	129 A	Li berty	4 3				
			107 H	Campbell I	2 7	129 A	Li berty	10 4				

Non-Div. I Games:

Radford

RPI	S	Opponent	Score	
242	A	William & Mary	2	3
242	A	William & Mary	2	1
255	H	Charleston So.	12	6
255	H	Charleston So.	1	3
255	H	Charleston So.	3	1
262	H	UNC Asheville	4	5
262	H	UNC Asheville	2	8
262	H	UNC Asheville	12	5
263	H	Youngstown St.	4	3
263	H	Youngstown St.	6	4
263	H	Youngstown St.	4	3
264	A	Longwood	3	4
264	A	Longwood	5	4
264	A	Longwood	18	4
276	H	Presbyteri an	8	4
276	H	Presbyteri an	9	8
276	H	Presbyteri an	6	3

Radford

R
a
d
f
o
r
d

R
a
d
f
o
r
d

Average RPI Win: 188		WON-LOST RECORD		WINNING PCT. RANK		LAST 10 GAMES		STRENGTH OF SCHEDULE		OPP. STRENGTH OF SCHEDULE		TEAM RPI		ADJ RPI		CONF. RPI		ADJ CONF. RPI					
DIV. I ONLY		17-27-1		.38889		224		4-5-1		154		203		213		.46782		211		19		19	
DIV. I NON-CONF.		3-14-0		.17647		280		0-0-0		232		175		279		.40999		279		20		20	
TOTALS		RPI 1-25		RPI 26-50		W-L RECORDS		RPI 51-100		RPI 101-150		RPI 150+											
17-27-1		0-6-0		0-0-0		OVERALL		3-5-0		1-4-0		13-12-1											
7-10-0		0-0-0		0-0-0		HOME		0-2-0		1-3-0		6-5-0											
8-11-1		0-6-0		0-0-0		AWAY		2-1-0		0-1-0		6-3-1											
2-6-0		0-0-0		0-0-0		NEUTRAL		1-2-0		0-0-0		1-4-0											
3-14-0		0-6-0		0-0-0		NON-CONFERENCE		0-0-0		0-0-0		3-8-0											
0-3-0		0-0-0		0-0-0		HOME		0-0-0		0-0-0		0-3-0											
2-7-0		0-6-0		0-0-		AWAY		0-0-0		0-0-0		2-1-0											
1-4-0		0-0-0		0-0-0		NEUTRAL		0-0-0		0-0-0		1-4-0											
14-13-1		0-0-0		0-0-0		CONFERENCE		3-5-0		1-4-0		10-4-1											
7-7-0		0-0-0		0-0-0		HOME		0-2-0		1-3-0		6-2-0											
6-4-1		0-0-0		0-0-0		AWAY		2-1-0		0-1-0		4-2-1											
1-2-0		0-0-0		0-0-0		NEUTRAL		1-2-0		0-0-0		0-0-0											
RPI	S	Opponent	Score		RPI	S	Opponent	Score		RPI	S	Opponent	Score										
3	A	Arkansas	2	14						81	A	Army West Point	4	1									
3	A	Arkansas	4	32						81	A	Army West Point	4	7									
3	A	Arkansas	1	3						81	A	Army West Point	5	1									
20	A	Duke	0	7						81	H	Army West Point	0	1									
20	A	Duke	4	6						81	H	Army West Point	6	7									
20	A	Duke	5	13						81	N	Army West Point	3	4									
										81	N	Army West Point	7	11									
										81	N	Army West Point	4	1									
										144	A	Navy	4	6									
										144	H	Navy	1	5									
										144	H	Navy	6	12									
										144	H	Navy	10	2									
										144	H	Navy	2	3									
										162	A	Hol y Cross	2	1									
										162	A	Hol y Cross	6	0									
										162	A	Hol y Cross	7	8									
										162	H	Hol y Cross	5	0									
										162	H	Hol y Cross	4	9									
										202	A	Lehi gh	4	5									
										202	A	Lehi gh	3	1									
										202	H	Lehi gh	4	1									
										202	H	Lehi gh	3	0									
										202	H	Lehi gh	3	6									
										213	A	N. C. A&T	6	7									
										213	A	N. C. A&T	5	4									
										213	A	N. C. A&T	7	5									
										222	H	Binghamton	6	9									
										254	A	Lafayette	7	1									
										254	A	Lafayette	3	3									
										254	H	Lafayette	2	1									
										254	H	Lafayette	9	5									
										254	H	Lafayette	5	1									
										259	N	Massachusetts	9	10									
										259	N	Massachusetts	11	12									
										259	N	Massachusetts	8	9									
										273	H	Towson	3	10									
										281	H	Villanova	4	6									
										281	N	Villanova	11	1									
										281	N	Villanova	4	6									
LAST 10 GAMES																							
					81	N	Army West Point	3	4	202	A	Lehi gh	3	1									
					81	N	Army West Point	7	11	254	A	Lafayette	3	3									
					81	N	Army West Point	4	1	254	A	Lafayette	7	1									
					162	A	Hol y Cross	7	8	202	H	Lehi gh	4	1									
					202	A	Lehi gh	4	5	202	H	Lehi gh	3	6									

Non-Div. I Games:

Bucknell I

Average RPI Win:		152	WON-LOST RECORD		WINNING PCT. RANK		LAST 10 GAMES		STRENGTH OF SCHEDULE		OPP. STRENGTH OF SCHEDULE		TEAM RPI		ADJ RPI		CONF. RPI		ADJ CONF. RPI		
DIV. I ONLY			18-35-0		.33962 254		3-7-0		113		136		214		.46724 212		14		14		
DIV. I NON-CONF.			9-20-0		.31034 248		1-3-0		85		154		218		.46728 218		11		11		
TOTALS		RPI 1-25		RPI 26-50		W-L RECORDS		RPI 51-100		RPI 101-150		RPI 150+									
18-35-0		0-2-0		1-1-0		OVERALL		1-10-0		7-10-0		9-12-0									
10-16-0		0-1-0		1-1-0		HOME		0-6-0		4-2-0		5-6-0									
8-19-0		0-1-0		0-0-0		AWAY		1-4-0		3-8-0		4-6-0									
0-0-0		0-0-0		0-0-0		NEUTRAL		0-0-0		0-0-0		0-0-0									
9-20-0		0-2-0		1-1-0		NON-CONFERENCE		1-7-0		2-3-0		5-7-0									
5-9-0		0-1-0		1-1-0		HOME		0-3-0		2-1-0		2-3-0									
4-11-0		0-1-0		0-0-		AWAY		1-4-0		0-2-0		3-4-0									
0-0-0		0-0-0		0-0-0		NEUTRAL		0-0-0		0-0-0		0-0-0									
9-15-0		0-0-0		0-0-0		CONFERENCE		0-3-0		5-7-0		4-5-0									
5-7-0		0-0-0		0-0-0		HOME		0-3-0		2-1-0		3-3-0									
4-8-0		0-0-0		0-0-0		AWAY		0-0-0		3-6-0		1-2-0									
0-0-0		0-0-0		0-0-0		NEUTRAL		0-0-0		0-0-0		0-0-0									
RPI	S	Opponent		Score		RPI	S	Opponent		Score		RPI	S	Opponent		Score					
2	A	Stanford		2	7	27	H	St. John's (NY)		10	6	52	H	Cal St. Fullerton		4	1				
2	H	Stanford		2	3	27	H	St. John's (NY)		0	8	52	H	Cal St. Fullerton		3	5				
												52	H	Cal St. Fullerton		4	2				
												59	H	Creighton		10	1				
												59	H	Creighton		3	0				
												59	H	Creighton		0	8				
												73	A	Cal i forni a		2	5				
												98	A	Oregon		2	8				
												98	A	Oregon		1	2				
												98	A	Oregon		2	5				
												98	A	Oregon		2	6				
												130	A	Cal Poly		16	10				
												130	A	Cal Poly		4	7				
												130	A	Cal Poly		7	8				
												134	H	San Jose St.		7	3				
												140	A	Saint Mary's (CA)		2	7				
												140	H	Saint Mary's (CA)		10	6				
												153	H	Hawai i		10	3				
												153	H	Hawai i		3	5				
												153	H	Hawai i		5	8				
												163	A	New Mexi co		7	11				
												163	A	New Mexi co		13	8				
												163	A	New Mexi co		4	8				
												172	A	San Franci sco		0	3				
												172	H	San Franci sco		9	7				
												184	H	UC Santa Barbara		5	3				
												184	H	UC Santa Barbara		4	3				
												184	H	UC Santa Barbara		1	5				
												216	H	Northern Colo.		4	6				
												216	H	Northern Colo.		2	12				
												216	H	Northern Colo.		3	5				
												216	H	Northern Colo.		6	2				
												229	A	CSU Bakersfi eld		7	14				
												229	A	CSU Bakersfi eld		8	1				
LAST 10 GAMES				110 H UC Irvine				4	2	163 A New Mexi co				13	8	216 H Northern Colo.				4	6
				110 H UC Irvine				4	1	172 A San Franci sco				0	3	216 H Northern Colo.				2	12
				110 H UC Irvine				3	5	121 A CSUN				2	5	216 H Northern Colo.				3	5
				163 A New Mexi co				4	8	121 A CSUN				1	2	216 H Northern Colo.				6	2
				163 A New Mexi co				7	11	121 A CSUN				2	6	229 A CSU Bakersfi eld				7	14

Non-Div. I Games:

UC Davis

RPI	S	Opponent	Score	
229	A	CSU Bakersfi el d	15	1
234	A	UC Ri versi de	10	16
234	A	UC Ri versi de	2	6
234	A	UC Ri versi de	10	5

U
C
D
a
v
i
s

U
C
D
a
v
i
s

UC Davi s

Average RPI Win:		244	WON-LOST RECORD		WINNING PCT. RANK		LAST 10 GAMES		STRENGTH OF SCHEDULE		OPP. STRENGTH OF SCHEDULE		TEAM RPI		ADJ RPI		CONF. RPI		ADJ CONF. RPI	
DIV. I ONLY			32-23-0		.58182 89		8-2-0		280		253		215		.46709 213		31		31	
DIV. I NON-CONF.			12-14-0		.46154 168		0-0-0		277		210		255		.43758 254		31		31	
TOTALS		RPI 1-25		RPI 26-50		W-L RECORDS		RPI 51-100		RPI 101-150		RPI 150+								
32-23-0		0-2-0		0-1-0		OVERALL		1-1-0		0-3-0		31-16-0								
20-11-0		0-0-0		0-0-0		HOME		0-1-0		0-1-0		20-9-0								
9-12-0		0-2-0		0-1-0		AWAY		1-0-0		0-1-0		8-7-0								
3-0-0		0-0-0		0-0-0		NEUTRAL		0-0-0		0-0-0		3-0-0								
12-14-0		0-2-0		0-1-0		NON-CONFERENCE		1-1-0		0-3-0		11-7-0								
11-6-0		0-0-0		0-0-0		HOME		0-1-0		0-1-0		11-4-0								
1-8-0		0-2-0		0-0-		AWAY		1-0-0		0-2-0		0-3-0								
0-0-0		0-0-0		0-0-0		NEUTRAL		0-0-0		0-0-0		0-0-0								
20-9-0		0-0-0		0-0-0		CONFERENCE		0-0-0		0-0-0		20-9-0								
9-5-0		0-0-0		0-0-0		HOME		0-0-0		0-0-0		9-5-0								
8-4-0		0-0-0		0-0-0		AWAY		0-0-0		0-0-0		8-4-0								
3-0-0		0-0-0		0-0-0		NEUTRAL		0-0-0		0-0-0		3-0-0								
RPI	S	Opponent		Score		RPI	S	Opponent		Score		RPI	S	Opponent		Score				
8	A	North Carolina		0	1	43	A	South Carolina		2	12	68	A	UNCG		3	2			
19	A	NC State		7	9							99	H	Davi dson		3	12			
															108	A	El on	4	5	
															111	A	Hi gh Point	1	3	
															111	H	Hi gh Poi nt	3	10	
															179	A	Appal achi an St.	0	2	
															179	H	Appal achi an St.	9	2	
															194	A	Bethune-Cookman	3	4	
															194	A	Bethune-Cookman	4	2	
															194	A	Bethune-Cookman	2	5	
															194	H	Bethune-Cookman	8	5	
															194	H	Bethune-Cookman	3	6	
															194	H	Bethune-Cookman	4	3	
															194	N	Bethune-Cookman	12	9	
															202	H	Lehi gh	2	3	
															202	H	Lehi gh	8	4	
															202	H	Lehi gh	11	5	
															211	H	Bucknel I	7	6	
															211	H	Bucknel I	4	5	
															211	H	Bucknel I	5	7	
															224	A	N. C. Central	1	2	
															224	A	N. C. Central	7	5	
															224	A	N. C. Central	4	3	
															224	H	N. C. Central	6	8	
															224	H	N. C. Central	5	3	
															224	H	N. C. Central	3	6	
															230	A	USC Upstate	5	9	
															230	H	USC Upstate	6	1	
															256	A	Fl ori da A&M	13	8	
															256	A	Fl ori da A&M	6	7	
															256	A	Fl ori da A&M	25	15	
															256	H	Fl ori da A&M	13	4	
															256	H	Fl ori da A&M	10	2	
															256	H	Fl ori da A&M	3	2	
															275	H	Coppin St.	5	9	
															275	H	Coppin St.	3	2	

Non-Div. I Games:

N. C. A&T

RPI	S	Opponent	Score	
275	N	Coppin St.	15	7
276	A	Presbyteri an	8	12
276	H	Presbyteri an	8	5
277	H	St. Bonaventure	4	3
277	H	St. Bonaventure	7	8
277	H	St. Bonaventure	5	4
286	H	Al abama A&M	13	1
286	H	Al abama A&M	5	4
286	H	Al abama A&M	15	5
289	A	Savannah St.	3	2
289	A	Savannah St.	3	2
289	A	Savannah St.	12	1
289	H	Savannah St.	5	0
289	H	Savannah St.	5	6
289	H	Savannah St.	9	6
290	N	Norfol k St.	12	3

N. C. A&T

N
.
C
.
A
&
T

N
.
C
.
A
&
T

Average RPI Win:	223	WON-LOST RECORD	WINNING PCT. RANK	LAST 10 GAMES	STRENGTH OF SCHEDULE	OPP. STRENGTH OF SCHEDULE	TEAM RPI	ADJ RPI	CONF. RPI	ADJ CONF. RPI		
DIV. I ONLY		31-24-0	.56364	102	7-3-0	285	270	216	.46708	214	26	26
DIV. I NON-CONF.		12-12-0	.5	136	0-0-0	292	261	251	.4388	251	28	28
<hr/>												
TOTALS	RPI 1-25	RPI 26-50		W-L RECORDS		RPI 51-100		RPI 101-150		RPI 150+		
31-24-0	0-0-0	0-0-0		OVERALL		7-8-0		1-3-0		23-13-0		
15-7-0	0-0-0	0-0-0		HOME		3-5-0		0-0-0		12-2-0		
12-15-0	0-0-0	0-0-0		AWAY		1-3-0		1-3-0		10-9-0		
4-2-0	0-0-0	0-0-0		NEUTRAL		3-0-0		0-0-0		1-2-0		
12-12-0	0-0-0	0-0-0		NON-CONFERENCE		1-3-0		1-3-0		10-6-0		
7-1-0	0-0-0	0-0-0		HOME		0-0-0		0-0-0		7-1-0		
4-9-0	0-0-0	0-0-		AWAY		1-3-0		1-3-0		2-3-0		
1-2-0	0-0-0	0-0-0		NEUTRAL		0-0-0		0-0-0		1-2-0		
19-12-0	0-0-0	0-0-0		CONFERENCE		6-5-0		0-0-0		13-7-0		
8-6-0	0-0-0	0-0-0		HOME		3-5-0		0-0-0		5-1-0		
8-6-0	0-0-0	0-0-0		AWAY		0-0-0		0-0-0		8-6-0		
3-0-0	0-0-0	0-0-0		NEUTRAL		3-0-0		0-0-0		0-0-0		
RPI	S	Opponent	Score	RPI	S	Opponent	Score	RPI	S	Opponent	Score	
						67 A Col. of Charleston	7 2	109 A Pittsburgh			0 1	
						67 A Col. of Charleston	0 7	109 A Pittsburgh			1 2	
						67 A Col. of Charleston	4 11	109 A Pittsburgh			5 1	
						67 A Col. of Charleston	2 8	116 A Fordham			2 3	
						75 H Wagner	5 6	178 H Manhattan			8 5	
						75 H Wagner	8 7	178 H Manhattan			6 7	
						75 H Wagner	2 3	181 A Stony Brook			3 5	
						75 H Wagner	7 3	245 A Sacred Heart			2 3	
						75 N Wagner	8 5	245 A Sacred Heart			3 9	
						75 N Wagner	2 1	245 A Sacred Heart			7 4	
						88 H Bryant	2 20	245 A Sacred Heart			3 12	
						88 H Bryant	1 11	252 H Albany (NY)			7 3	
						88 H Bryant	2 7	253 A Mt. St. Mary's			2 3	
						88 H Bryant	7 6	253 A Mt. St. Mary's			9 12	
						88 N Bryant	13 4	253 A Mt. St. Mary's			11 8	
								253 A Mt. St. Mary's			6 1	
								257 A Iona			6 8	
								257 H Iona			9 4	
								261 N Chicago St.			3 12	
								261 N Chicago St.			2 12	
								261 N Chicago St.			8 3	
								266 A Central Conn. St.			3 1	
								266 A Central Conn. St.			6 7	
								266 A Central Conn. St.			2 1	
								266 H Central Conn. St.			15 4	
								266 H Central Conn. St.			7 10	
								266 H Central Conn. St.			5 3	
								283 H La Salle			12 6	
								289 A Savannah St.			2 3	
								289 A Savannah St.			6 0	
								289 A Savannah St.			7 5	
								293 A Fairleigh Dickinson			4 1	
								293 A Fairleigh Dickinson			13 5	
								293 A Fairleigh Dickinson			5 0	
LAST 10 GAMES				75 N Wagner 8 5				293 H Fairleigh Dickinson 13 1				
				88 N Bryant 13 4				245 A Sacred Heart 7 4				
				75 N Wagner 2 1				245 A Sacred Heart 2 3				
				293 H Fairleigh Dickinson 10 2				245 A Sacred Heart 3 9				
				293 H Fairleigh Dickinson 10 5				245 A Sacred Heart 3 12				

Non-Div. I Games:

LIU Brooklyn

RPI	S	Opponent	Score	
293	H	Fairleigh Dickinson	10	2
293	H	Fairleigh Dickinson	13	1
293	H	Fairleigh Dickinson	10	5
295	H	Saint Peter's	9	5
295	H	Saint Peter's	13	2
295	H	Saint Peter's	7	5

LIU Brooklyn

L
I
U
B
r
o
o
k
l
y
n

L
I
U
B
r
o
o
k
l
y
n

Average RPI Win:		266	WON-LOST RECORD		WINNING PCT. RANK		LAST 10 GAMES		STRENGTH OF SCHEDULE		OPP. STRENGTH OF SCHEDULE		TEAM RPI		ADJ RPI		CONF. RPI		ADJ CONF. RPI	
DIV. I ONLY			25-26-0		.4902 152		8-2-0		274		274		217		.46647 215		30		30	
DIV. I NON-CONF.			4-20-0		.16667 281		0-1-0		176		62		253		.43871 252		30		30	
TOTALS		RPI 1-25		RPI 26-50		W-L RECORDS		RPI 51-100		RPI 101-150		RPI 150+								
25-26-0		0-3-0		0-5-0		OVERALL		0-4-0		1-1-0		24-13-0								
10-2-0		0-0-0		0-0-0		HOME		0-0-0		0-0-0		10-2-0								
11-21-0		0-0-0		0-5-0		AWAY		0-4-0		1-1-0		10-11-0								
4-3-0		0-3-0		0-0-0		NEUTRAL		0-0-0		0-0-0		4-0-0								
4-20-0		0-3-0		0-5-0		NON-CONFERENCE		0-4-0		1-1-0		3-7-0								
0-0-0		0-0-0		0-0-0		HOME		0-0-0		0-0-0		0-0-0								
4-17-0		0-0-0		0-0-		AWAY		0-4-0		1-1-0		3-7-0								
0-3-0		0-3-0		0-0-0		NEUTRAL		0-0-0		0-0-0		0-0-0								
21-6-0		0-0-0		0-0-0		CONFERENCE		0-0-0		0-0-0		21-6-0								
10-2-0		0-0-0		0-0-0		HOME		0-0-0		0-0-0		10-2-0								
7-4-0		0-0-0		0-0-0		AWAY		0-0-0		0-0-0		7-4-0								
4-0-0		0-0-0		0-0-0		NEUTRAL		0-0-0		0-0-0		4-0-0								
RPI	S	Opponent		Score		RPI	S	Opponent		Score		RPI	S	Opponent		Score				
22	N	Texas		2	10	28	A	Mississippi St.		6	11	84	A	Tulane		2	8			
25	N	Missouri St.		2	8	32	A	Baylor		4	5	90	A	Kansas		1	7			
25	N	Missouri St.		5	6	42	A	Oklahoma		0	12	90	A	Kansas		5	7			
						42	A	Oklahoma		1	10	90	A	Kansas		2	3			
						45	A	Houston		3	4									

Non-Div. I Games: Huston-Tillotson 4 3 Huston-Tillotson 12 0

Texas Southern

RPI	S	Opponent	Score	
294	A	Prairie View	18	11
294	A	Prairie View	23	0
294	H	Prairie View	4	1
294	H	Prairie View	10	0
294	H	Prairie View	4	2

T
e
x
a
s
S
o
u
t
h
e
r
n

T
e
x
a
s
S
o
u
t
h
e
r
n

Texas Southern

Average RPI Win: 201		WON-LOST	WINNING	LAST 10	STRENGTH OF		OPP. STRENGTH	TEAM	ADJ		CONF.	ADJ CONF.					
Average RPI Loss: 176		RECORD	PCT. RANK	GAMES	SCHEDULE		OF SCHEDULE	RPI	RPI		RPI	RPI					
DIV. I ONLY		24-23-0	.51064	139	6-4-0		260	200	207		.46636	21					
DIV. I NON-CONF.		13-8-0	.61905	78	1-0-0		278	207	171		.48585	24					
TOTALS		RPI 1-25	RPI 26-50		W-L RECORDS		RPI 51-100		RPI 101-150		RPI 150+						
24-23-0		0-0-0	0-0-0		OVERALL		1-2-0		5-7-0		18-14-0						
13-9-0		0-0-0	0-0-0		HOME		1-2-0		1-2-0		11-5-0						
11-12-0		0-0-0	0-0-0		AWAY		0-0-0		4-5-0		7-7-0						
0-2-0		0-0-0	0-0-0		NEUTRAL		0-0-0		0-0-0		0-2-0						
13-8-0		0-0-0	0-0-0		NON-CONFERENCE		0-0-0		3-3-0		10-5-0						
6-4-0		0-0-0	0-0-0		HOME		0-0-0		0-0-0		6-4-0						
7-4-0		0-0-0	0-0-		AWAY		0-0-0		3-3-0		4-1-0						
0-0-0		0-0-0	0-0-0		NEUTRAL		0-0-0		0-0-0		0-0-0						
11-15-0		0-0-0	0-0-0		CONFERENCE		1-2-0		2-4-0		8-9-0						
7-5-0		0-0-0	0-0-0		HOME		1-2-0		1-2-0		5-1-0						
4-8-0		0-0-0	0-0-0		AWAY		0-0-0		1-2-0		3-6-0						
0-2-0		0-0-0	0-0-0		NEUTRAL		0-0-0		0-0-0		0-2-0						
RPI	S	Opponent	Score	RPI	S	Opponent	Score	RPI	S	Opponent	Score	RPI	S	Opponent	Score		
								87	H	New Mexico St.	13	7	105	A	Nebraska	2	14
								87	H	New Mexico St.	3	6	105	A	Nebraska	6	3
								87	H	New Mexico St.	9	12	115	A	Sacramento St.	0	5
													115	A	Sacramento St.	5	2
													115	A	Sacramento St.	0	5
													124	H	Grand Canyon	1	18
													124	H	Grand Canyon	6	9
													124	H	Grand Canyon	7	4
													134	A	San Jose St.	12	7
													134	A	San Jose St.	10	11
													134	A	San Jose St.	6	5
													134	A	San Jose St.	4	7
													154	A	Air Force	18	11
													154	H	Air Force	9	17
													154	H	Air Force	6	12
													182	A	Seattle U	5	6
													182	A	Seattle U	1	8
													182	A	Seattle U	7	6
													182	N	Seattle U	3	8
													212	A	UC Davis	5	3
													212	A	UC Davis	2	6
													212	A	UC Davis	12	2
													212	A	UC Davis	6	4
													229	H	CSU Bakersfiel d	9	5
													229	H	CSU Bakersfiel d	4	2
													229	H	CSU Bakersfiel d	2	3
													229	N	CSU Bakersfiel d	0	2
													236	H	UTRGV	5	4
													236	H	UTRGV	3	2
													236	H	UTRGV	6	4
													238	H	North Dakota St.	3	6
													238	H	North Dakota St.	9	7
													238	H	North Dakota St.	2	4
													238	H	North Dakota St.	17	4
Non-Div. I Games:		Mont. St. Billings	5	9	MSU Denver	7	0	Mont. St. Billings	6	1	Mont. St. Billings	18	6	Northern Colo.			
		Regis (CO)	35	11	Regis (CO)	8	7										

RPI	S	Opponent	Score	
247	A	Utah Valley	14	15
247	A	Utah Valley	5	15
247	A	Utah Valley	8	4
250	H	South Dakota St.	5	4
250	H	South Dakota St.	8	2
250	H	South Dakota St.	3	2
250	H	South Dakota St.	11	7
261	A	Chi cago St.	4	7
261	A	Chi cago St.	8	11
261	A	Chi cago St.	11	7

Northern Colo.

N
o
r
t
h
e
r
n
C
o
l
o
.

N
o
r
t
h
e
r
n
C
o
l
o
.

Page 315

Average RPI Win:	203	WON-LOST RECORD	WINNING PCT. RANK	LAST 10 GAMES	STRENGTH OF SCHEDULE	OPP. STRENGTH OF SCHEDULE	TEAM RPI	ADJ RPI	CONF. RPI	ADJ CONF. RPI		
DIV. I ONLY		21-32-0	.39623	219	5-5-0	168	201	211	.46629	217	22	22
DIV. I NON-CONF.		6-17-0	.26087	254	0-1-0	78	60	202	.47419	206	25	25
<hr/>												
TOTALS	RPI 1-25	RPI 26-50		W-L RECORDS		RPI 51-100		RPI 101-150		RPI 150+		
21-32-0	0-3-0	0-2-0		OVERALL		3-8-0		3-8-0		15-11-0		
9-9-0	0-0-0	0-0-0		HOME		0-3-0		1-2-0		8-4-0		
7-17-0	0-3-0	0-2-0		AWAY		1-3-0		2-5-0		4-4-0		
5-6-0	0-0-0	0-0-0		NEUTRAL		2-2-0		0-1-0		3-3-0		
6-17-0	0-3-0	0-2-0		NON-CONFERENCE		3-5-0		1-4-0		2-3-0		
1-1-0	0-0-0	0-0-0		HOME		0-0-0		0-0-0		1-1-0		
2-13-0	0-3-0	0-0-		AWAY		1-3-0		1-3-0		0-2-0		
3-3-0	0-0-0	0-0-0		NEUTRAL		2-2-0		0-1-0		1-0-0		
15-15-0	0-0-0	0-0-0		CONFERENCE		0-3-0		2-4-0		13-8-0		
8-8-0	0-0-0	0-0-0		HOME		0-3-0		1-2-0		7-3-0		
5-4-0	0-0-0	0-0-0		AWAY		0-0-0		1-2-0		4-2-0		
2-3-0	0-0-0	0-0-0		NEUTRAL		0-0-0		0-0-0		2-3-0		
RPI	S	Opponent	Score	RPI	S	Opponent	Score	RPI	S	Opponent	Score	
9	A	Georgia	0 7	34	A	LSU	1 8	109	N	Pittsburgh	3 17	
9	A	Georgia	3 8	37	A	Ohio St.	4 19	119	A	Butler	9 8	
9	A	Georgia	6 7					137	A	Austin Peay	4 16	
								137	A	Austin Peay	2 12	
								137	A	Austin Peay	7 8	
								148	H	Ball St.	5 7	
								148	H	Ball St.	5 4	
								148	H	Ball St.	1 9	
								149	A	Miami (OH)	7 8	
								149	A	Miami (OH)	8 4	
								149	A	Miami (OH)	6 7	
								185	A	Dayton	2 4	
								185	H	Dayton	7 6	
								192	A	Michigan St.	4 5	
								204	H	Central Mich.	3 5	
								204	N	Central Mich.	2 3	
								204	N	Central Mich.	5 6	
								204	N	Central Mich.	6 7	
								204	N	Central Mich.	13 1	
								207	A	Western Mich.	13 4	
								207	A	Western Mich.	3 0	
								207	A	Western Mich.	0 5	
								219	H	Eastern Mich.	9 5	
								219	H	Eastern Mich.	3 6	
								219	H	Eastern Mich.	3 2	
								219	N	Eastern Mich.	2 1	
								233	A	Northern Ill.	6 3	
								233	A	Northern Ill.	15 0	
								233	A	Northern Ill.	4 12	
								245	N	Sacred Heart	7 2	
								263	H	Youngstown St.	16 17	
								272	H	Ohio	3 2	
								272	H	Ohio	8 1	
								272	H	Ohio	4 15	
LAST 10 GAMES												
204	N	Central Mich.	5 6	282	H	Bowling Green	11 6					
219	N	Eastern Mich.	2 1	185	A	Dayton	2 4					
204	N	Central Mich.	6 7	148	H	Ball St.	1 9					
282	H	Bowling Green	3 0	148	H	Ball St.	5 4					
282	H	Bowling Green	4 0	148	H	Ball St.	5 7					

Non-Div. I Games:

Madonna

13 0

Spring Arbor

6 8

Tol edo

RPI	S	Opponent	Score	
282	H	Bowl ing Green	4	0
282	H	Bowl ing Green	11	6
282	H	Bowl ing Green	3	0

Tol edo

T
o
l
e
d
o

T
o
l
e
d
o

Average RPI Win: 239		WON-LOST RECORD	WINNING PCT. RANK		LAST 10 GAMES	STRENGTH OF SCHEDULE	OPP. STRENGTH OF SCHEDULE	TEAM RPI	ADJ RPI		CONF. RPI	ADJ CONF. RPI		
Average RPI Loss: 155														
DIV. I ONLY		24-28-0	.46154	179	6-4-0	271	222	218	.46588	218	25	25		
DIV. I NON-CONF.		9-14-0	.3913	215	2-0-0	220	115	204	.47499	203	26	26		
<hr/>														
TOTALS		RPI 1-25		RPI 26-50		W-L RECORDS		RPI 51-100		RPI 101-150		RPI 150+		
24-28-0		0-1-0		0-3-0		OVERALL		1-5-0		1-4-0		22-15-0		
7-4-0		0-0-0		0-0-0		HOME		0-1-0		0-1-0		7-2-0		
14-18-0		0-1-0		0-1-0		AWAY		1-3-0		0-2-0		13-11-0		
3-6-0		0-0-0		0-2-0		NEUTRAL		0-1-0		1-1-0		2-2-0		
9-14-0		0-1-0		0-3-0		NON-CONFERENCE		0-2-0		1-4-0		8-4-0		
3-1-0		0-0-0		0-0-0		HOME		0-0-0		0-1-0		3-0-0		
5-9-0		0-1-0		0-0-		AWAY		0-1-0		0-2-0		5-4-0		
1-4-0		0-0-0		0-2-0		NEUTRAL		0-1-0		1-1-0		0-0-0		
15-14-0		0-0-0		0-0-0		CONFERENCE		1-3-0		0-0-0		14-11-0		
4-3-0		0-0-0		0-0-0		HOME		0-1-0		0-0-0		4-2-0		
9-9-0		0-0-0		0-0-0		AWAY		1-2-0		0-0-0		8-7-0		
2-2-0		0-0-0		0-0-0		NEUTRAL		0-0-0		0-0-0		2-2-0		
RPI	S	Opponent	Score		RPI	S	Opponent	Score		RPI	S	Opponent	Score	
13	A	Minnesota	4	5	37	N	Ohio St.	7	11	62	N	Gonzaga	1	4
					37	N	Ohio St.	3	13	69	A	Wright St.	5	6
					47	A	Illinois	6	9	69	A	Wright St.	2	10
										69	A	Wright St.	3	2
										69	H	Wright St.	3	4
										77	A	Iowa	4	12

Non-Div. I Games: Lakeland 10 1 MSOE 5 2

Mi I waukee

RPI	S	Opponent	Score	
263	N	Youngstown St.	3	1
278	A	Northern Ky.	14	4
278	A	Northern Ky.	8	4
278	A	Northern Ky.	2	8
278	H	Northern Ky.	10	9
278	H	Northern Ky.	9	3
278	H	Northern Ky.	1	7
278	N	Northern Ky.	13	1

Milwaukee

M
i
l
w
a
u
k
e
e

M
i
l
w
a
u
k
e
e

Average RPI Win: 185		WON-LOST RECORD		WINNING PCT. RANK		LAST 10 GAMES		STRENGTH OF SCHEDULE		OPP. STRENGTH OF SCHEDULE		TEAM RPI		ADJ RPI		CONF. RPI		ADJ CONF. RPI	
DIV. I ONLY		20-33-0		.37736 236		3-7-0		177		235		219		.46493 219		22		22	
DIV. I NON-CONF.		6-18-0		.25 256		0-2-0		109		201		228		.45869 228		25		25	
TOTALS		RPI 1-25		RPI 26-50		W-L RECORDS		RPI 51-100		RPI 101-150		RPI 150+							
20-33-0		0-0-0		3-2-0		OVERALL		1-8-0		3-5-0		13-18-0							
6-11-0		0-0-0		0-0-0		HOME		0-1-0		3-4-0		3-6-0							
12-19-0		0-0-0		2-1-0		AWAY		1-7-0		0-0-0		9-11-0							
2-3-0		0-0-0		1-1-0		NEUTRAL		0-0-0		0-1-0		1-1-0							
6-18-0		0-0-0		3-2-0		NON-CONFERENCE		0-6-0		0-1-0		3-9-0							
0-5-0		0-0-0		0-0-0		HOME		0-1-0		0-1-0		0-3-0							
4-12-0		0-0-0		2-0-		AWAY		0-5-0		0-0-0		2-6-0							
2-1-0		0-0-0		1-1-0		NEUTRAL		0-0-0		0-0-0		1-0-0							
14-15-0		0-0-0		0-0-0		CONFERENCE		1-2-0		3-4-0		10-9-0							
6-6-0		0-0-0		0-0-0		HOME		0-0-0		3-3-0		3-3-0							
8-7-0		0-0-0		0-0-0		AWAY		1-2-0		0-0-0		7-5-0							
0-2-0		0-0-0		0-0-0		NEUTRAL		0-0-0		0-1-0		0-1-0							
RPI	S	Opponent	Score	RPI	S	Opponent	Score	RPI	S	Opponent	Score	RPI	S	Opponent	Score				
				37	N	Ohio St.	6 1	58	A	Michigan	4 6	119	H	Butler	6 11				
				40	N	Southern Miss.	4 9	58	H	Michigan	5 12	148	H	Ball St.	6 5				
				41	A	Oklahoma St.	9 7	61	A	Kent St.	4 6	148	H	Ball St.	1 0				
				41	A	Oklahoma St.	6 5	61	A	Kent St.	8 4	148	H	Ball St.	0 5				
				41	A	Oklahoma St.	3 8	61	A	Kent St.	3 6	148	N	Ball St.	2 6				
								85	A	FGCU	5 6	149	H	Miami (OH)	4 0				
								85	A	FGCU	11 12	149	H	Miami (OH)	1 3				
								85	A	FGCU	7 8	149	H	Miami (OH)	3 4				
								85	A	FGCU	3 12	185	A	Dayton	9 11				
												185	H	Dayton	4 9				
												189	N	Nicholls St.	11 5				
												204	A	Central Mich.	3 12				
												204	A	Central Mich.	5 2				
												204	A	Central Mich.	7 6				
												207	H	Western Mich.	5 12				
												207	H	Western Mich.	4 6				
												207	H	Western Mich.	6 1				
												217	A	Toledo	2 3				
												217	A	Toledo	5 9				
												217	A	Toledo	6 3				
												217	N	Toledo	1 2				
												226	A	Jackson St.	9 3				
												226	A	Jackson St.	6 8				
												226	A	Jackson St.	3 5				
												233	H	Northern Ill.	3 6				
												233	H	Northern Ill.	4 2				
												233	H	Northern Ill.	2 1				
												236	A	UTRGV	4 5				
												236	A	UTRGV	3 4				
												236	A	UTRGV	3 6				
												249	A	Oakland	11 8				
												249	H	Oakland	2 4				
												263	H	Youngstown St.	7 9				
												272	A	Ohio	4 3				
Non-Div. I Games:		Lynn		13	17	Concordia (MI)		6	1	Lawrence Tech		4	0			Eastern Mich.			

RPI	S	Opponent	Score	
272	A	Ohi o	6	4
272	A	Ohi o	4	5
282	A	Bowl ing Green	9	2
282	A	Bowl ing Green	3	10
282	A	Bowl ing Green	4	3

Eastern Mich.

E
a
s
t
e
r
n
M
i
c
h
.

E
a
s
t
e
r
n
M
i
c
h
.

SIUE

Average RPI Win:		154	WON-LOST RECORD		WINNING PCT. RANK		LAST 10 GAMES		STRENGTH OF SCHEDULE		OPP. STRENGTH OF SCHEDULE		TEAM RPI		ADJ RPI		CONF. RPI		ADJ CONF. RPI	
DIV. I ONLY			15-37-0		.28846 269		2-8-0		92		220		220		.46447 220		20		20	
DIV. I NON-CONF.			9-13-0		.40909 202		0-1-0		5		242		58		.54767 57		17		18	
TOTALS		RPI 1-25		RPI 26-50		W-L RECORDS		RPI 51-100		RPI 101-150		RPI 150+								
15-37-0		0-3-0		0-1-0		OVERALL		6-11-0		4-7-0		5-15-0								
4-15-0		0-3-0		0-0-0		HOME		1-4-0		1-6-0		2-2-0								
11-22-0		0-0-0		0-1-0		AWAY		5-7-0		3-1-0		3-13-0								
0-0-0		0-0-0		0-0-0		NEUTRAL		0-0-0		0-0-0		0-0-0								
9-13-0		0-0-0		0-1-0		NON-CONFERENCE		6-8-0		3-2-0		0-2-0								
1-3-0		0-0-0		0-0-0		HOME		1-1-0		0-1-0		0-1-0								
8-10-0		0-0-0		0-0-		AWAY		5-7-0		3-1-0		0-1-0								
0-0-0		0-0-0		0-0-0		NEUTRAL		0-0-0		0-0-0		0-0-0								
6-24-0		0-3-0		0-0-0		CONFERENCE		0-3-0		1-5-0		5-13-0								
3-12-0		0-3-0		0-0-0		HOME		0-3-0		1-5-0		2-1-0								
3-12-0		0-0-0		0-0-0		AWAY		0-0-0		0-0-0		3-12-0								
0-0-0		0-0-0		0-0-0		NEUTRAL		0-0-0		0-0-0		0-0-0								
RPI	S	Opponent		Score	RPI	S	Opponent		Score	RPI	S	Opponent		Score	RPI	S	Opponent		Score	
23	H	Tennessee Tech		1 4	48	A	Missouri		1 12	53	A	Wichita St.		1 6	122	H	Jacksonville St.		3 8	
23	H	Tennessee Tech		4 8						60	A	Louisiana Tech		1 4	122	H	Jacksonville St.		9 11	
23	H	Tennessee Tech		1 4						60	A	Louisiana Tech		5 2	122	H	Jacksonville St.		5 7	
										60	A	Louisiana Tech		1 13	123	A	Illinois St.		7 2	
										80	A	Southeastern La.		2 11	131	A	Oral Roberts		2 1	
										80	A	Southeastern La.		7 4	131	A	Oral Roberts		6 4	
										80	A	Southeastern La.		6 13	131	A	Oral Roberts		2 4	
										86	A	Bradley		6 8	137	H	Austin Peay		0 7	
										94	A	Saint Louis		2 5	137	H	Austin Peay		12 7	
										94	H	Saint Louis		4 5	137	H	Austin Peay		0 4	
										94	H	Saint Louis		7 6	142	H	Southern Ill.		3 8	
										95	A	Samford		4 2	173	A	Eastern Ky.		3 15	
										95	A	Samford		1 0	173	A	Eastern Ky.		8 11	
										95	A	Samford		5 0	173	A	Eastern Ky.		7 10	
										96	H	Morehead St.		6 11	199	A	Southeast Mo. St.		6 11	
										96	H	Morehead St.		6 10	199	A	Southeast Mo. St.		0 7	
										96	H	Morehead St.		3 25	199	A	Southeast Mo. St.		10 11	
															228	A	Eastern Ill.		2 6	
															228	A	Eastern Ill.		6 7	
															228	A	Eastern Ill.		7 3	
															243	A	Murray St.		8 9	
															243	A	Murray St.		10 7	
															243	A	Murray St.		5 6	
															265	A	UT Martin		17 6	
															265	A	UT Martin		5 9	
															265	A	UT Martin		1 7	
															267	H	Belmont		4 2	
															267	H	Belmont		5 4	
															267	H	Belmont		1 15	
															280	A	Western Ill.		2 8	
															280	H	Western Ill.		3 4	
LAST 10 GAMES																				

Non-Div. I Games:

SIUE

Average RPI Win: 218		WON-LOST RECORD		WINNING PCT. RANK		LAST 10 GAMES		STRENGTH OF SCHEDULE		OPP. STRENGTH OF SCHEDULE		TEAM RPI		ADJ RPI		CONF. RPI		ADJ CONF. RPI	
DIV. I ONLY		20-34-0		.37037 238		5-5-0		191		236		221		.46381 221		23		23	
DIV. I NON-CONF.		6-20-0		.23077 260		0-1-0		153		229		239		.45303 239		22		22	
TOTALS		RPI 1-25		RPI 26-50		W-L RECORDS		RPI 51-100		RPI 101-150		RPI 150+							
20-34-0		0-4-0		0-0-0		OVERALL		1-6-0		2-4-0		17-20-0							
7-5-0		0-0-0		0-0-0		HOME		0-0-0		1-2-0		6-3-0							
9-24-0		0-3-0		0-0-0		AWAY		1-5-0		1-2-0		7-11-0							
4-5-0		0-0-0		0-0-0		NEUTRAL		0-0-0		0-0-0		4-5-0							
6-20-0		0-4-0		0-0-0		NON-CONFERENCE		1-6-0		0-0-0		5-10-0							
0-0-0		0-0-0		0-0-0		HOME		0-0-0		0-0-0		0-0-0							
4-17-0		0-4-0		0-0-		AWAY		1-6-0		0-0-0		3-7-0							
2-3-0		0-0-0		0-0-0		NEUTRAL		0-0-0		0-0-0		2-3-0							
14-14-0		0-0-0		0-0-0		CONFERENCE		0-0-0		2-4-0		12-10-0							
7-5-0		0-0-0		0-0-0		HOME		0-0-0		1-2-0		6-3-0							
5-7-0		0-0-0		0-0-0		AWAY		0-0-0		1-2-0		4-5-0							
2-2-0		0-0-0		0-0-0		NEUTRAL		0-0-0		0-0-0		2-2-0							
RPI	S	Opponent		Score		RPI	S	Opponent		Score		RPI	S	Opponent		Score			
10	A	Texas Tech		2	4			64	A	Mi ami (FL)		1	7	150	A	Hartford		0	1
10	A	Texas Tech		6	21			64	A	Mi ami (FL)		6	7	150	A	Hartford		3	5
10	A	Texas Tech		1	12			64	A	Mi ami (FL)		6	1	150	A	Hartford		6	1
10	A	Texas Tech		5	12			87	A	New Mexico St.		6	10	150	H	Hartford		3	1
								87	A	New Mexico St.		7	14	150	H	Hartford		7	12
								87	A	New Mexico St.		5	8	150	H	Hartford		2	9
								87	A	New Mexico St.		5	6	160	A	Monmouth		3	7
														160	A	Monmouth		15	10
														167	A	Boston College		7	9
														180	A	UMass Lowell		9	4
														180	A	UMass Lowell		8	9
														180	A	UMass Lowell		0	1
														181	H	Stony Brook		2	5
														181	H	Stony Brook		1	4
														181	H	Stony Brook		4	2
														181	N	Stony Brook		1	2
														181	N	Stony Brook		4	11
														196	A	Incarnate Word		8	9
														196	A	Incarnate Word		0	2
														222	H	Binghamton		6	1
														222	H	Binghamton		4	2
														222	H	Binghamton		4	7
														232	A	UMBC		4	7
														232	A	UMBC		2	5
														232	A	UMBC		4	9
														232	N	UMBC		9	4
														236	A	UTRGV		3	7
														236	A	UTRGV		7	5
														236	A	UTRGV		3	4
														236	A	UTRGV		1	12
														245	N	Sacred Heart		8	9
														252	A	Albany (NY)		8	7
														252	A	Albany (NY)		12	5
														252	A	Albany (NY)		6	5
LAST 10 GAMES																			
						181	N	Stony Brook		4	11	150	H	Hartford		3	1		
						252	N	Albany (NY)		6	1	150	H	Hartford		2	9		
						181	N	Stony Brook		1	2	167	A	Boston College		7	9		
						232	N	UMBC		9	4	252	A	Albany (NY)		8	7		
						150	H	Hartford		7	12	252	A	Albany (NY)		12	5		

Non-Div. I Games:

Mai ne

RPI	S	Opponent	Score	
252	H	Albany (NY)	4	1
252	H	Albany (NY)	10	2
252	H	Albany (NY)	17	1
252	N	Albany (NY)	6	1
259	A	Massachusetts	24	5
272	N	Ohio	2	6
272	N	Ohio	2	1
272	N	Ohio	5	7
272	N	Ohio	5	1

Maine

Maine

Maine

[illegible]

Non-Div. I Games:

Bi nghamton

RPI	S	Opponent	Score	
232	H	UMBC	0	2
232	H	UMBC	4	8
237	A	Si ena	9	1
237	A	Si ena	10	0
239	A	Cornel l	5	5
239	H	Cornel l	11	1
239	H	Cornel l	3	12
252	H	Al bany (NY)	2	3
252	H	Al bany (NY)	4	6
252	H	Al bany (NY)	2	0
266	A	Central Conn. St.	2	0
266	A	Central Conn. St.	4	5
277	A	St. Bonaventure	4	3

Bi n g h a m t o n

B
i
n
g
h
a
m
t
o
n

B
i
n
g
h
a
m
t
o
n

Average RPI Win: 211		WON-LOST RECORD		WINNING PCT. RANK		LAST 10 GAMES		STRENGTH OF SCHEDULE		OPP. STRENGTH OF SCHEDULE		TEAM RPI		ADJ RPI		CONF. RPI		ADJ CONF. RPI	
DIV. I ONLY		26-30-0		.46429 175		5-5-0		266		251		223		.46295 223		28		28	
DIV. I NON-CONF.		9-20-0		.31034 248		0-0-0		251		199		236		.45413 236		27		27	
TOTALS		RPI 1-25		RPI 26-50		W-L RECORDS		RPI 51-100		RPI 101-150		RPI 150+							
26-30-0		0-0-0		0-0-0		OVERALL		2-4-0		4-7-0		20-19-0							
11-7-0		0-0-0		0-0-0		HOME		0-0-0		1-0-0		10-7-0							
14-21-0		0-0-0		0-0-0		AWAY		2-4-0		3-6-0		9-9-0							
1-2-0		0-0-0		0-0-0		NEUTRAL		0-0-0		0-1-0		1-1-0							
9-20-0		0-0-0		0-0-0		NON-CONFERENCE		2-4-0		1-3-0		6-13-0							
1-2-0		0-0-0		0-0-0		HOME		0-0-0		1-0-0		0-2-0							
8-18-0		0-0-0		0-0-		AWAY		2-4-0		0-3-0		6-11-0							
0-0-0		0-0-0		0-0-0		NEUTRAL		0-0-0		0-0-0		0-0-0							
17-10-0		0-0-0		0-0-0		CONFERENCE		0-0-0		3-4-0		14-6-0							
10-5-0		0-0-0		0-0-0		HOME		0-0-0		0-0-0		10-5-0							
6-3-0		0-0-0		0-0-0		AWAY		0-0-0		3-3-0		3-0-0							
1-2-0		0-0-0		0-0-0		NEUTRAL		0-0-0		0-1-0		1-1-0							
RPI	S	Opponent	Score	RPI	S	Opponent	Score	RPI	S	Opponent	Score	RPI	S	Opponent	Score				
								65	A	UNCW	0	19		103	A	Rhode Island	5	7	
								65	A	UNCW	3	12		133	A	Canisius	9	5	
								65	A	UNCW	3	6		133	A	Canisius	3	0	
								67	A	Col. of Charleston	2	1		133	A	Canisius	5	8	
								67	A	Col. of Charleston	6	5		133	N	Canisius	3	11	
								88	A	Bryant	8	9		139	A	Marist	3	5	
														139	A	Marist	7	6	
														139	A	Marist	9	13	
														150	A	Hartford	11	12	
														150	A	Hartford	2	8	
														150	H	Hartford	6	5	
														160	H	Monmouth	4	3	
														160	H	Monmouth	8	3	
														160	H	Monmouth	4	3	
														160	N	Monmouth	8	11	
														167	A	Boston College	5	9	
														168	A	Gardner-Webb	2	6	
														168	A	Gardner-Webb	1	5	
														168	A	Gardner-Webb	13	3	
														181	A	Stony Brook	2	9	
														181	A	Stony Brook	4	10	
														181	A	Stony Brook	1	5	
														195	H	Yale	9	16	
														237	H	Siena	5	2	
														237	H	Siena	4	12	
														237	H	Siena	12	4	
														237	N	Siena	7	6	
														242	A	William & Mary	10	3	
														242	A	William & Mary	6	1	
														242	A	William & Mary	11	2	
														246	A	Dartmouth	4	11	
														248	A	Old Dominion	0	11	
														248	A	Old Dominion	5	2	
														248	A	Old Dominion	8	6	
LAST 10 GAMES																			
				160	N	Monmouth	8	11	285	H	Rider	8	6	242	A	William & Mary	10	3	
				237	N	Siena	7	6	139	A	Marist	9	13	242	A	William & Mary	6	1	
				133	N	Canisius	3	11	139	A	Marist	3	5	242	A	William & Mary	11	2	
				285	H	Rider	4	1	139	A	Marist	7	6	246	A	Dartmouth	4	11	
				285	H	Rider	8	14	251	H	Niagara	8	1	248	A	Old Dominion	0	11	

Non-Div. I Games:

Qui nni pi ac

RPI	S	Opponent	Score	
251	H	Niagara	6	3
251	H	Niagara	8	1
251	H	Niagara	6	10
257	H	Iona	0	3
257	H	Iona	2	1
257	H	Iona	4	9
266	H	Central Conn. St.	6	9
274	A	Abilene Christian	2	11
274	A	Abilene Christian	9	10
274	A	Abilene Christian	4	5
285	H	Rider	8	6
285	H	Rider	8	14
285	H	Rider	4	1
295	A	Saint Peter's	10	0
295	A	Saint Peter's	4	0
295	A	Saint Peter's	28	2

Qui nni pi ac

Q
u
i
n
n
i
p
i
a
c

Q
u
i
n
n
i
p
i
a
c

Average RPI Win: 226		WON-LOST RECORD		WINNING PCT. RANK		LAST 10 GAMES		STRENGTH OF SCHEDULE		OPP. STRENGTH OF SCHEDULE		TEAM RPI		ADJ RPI		CONF. RPI		ADJ CONF. RPI	
DIV. I ONLY		28-24-0		.53846 119		6-4-0		267		263		225		.46218 224		31		31	
DIV. I NON-CONF.		15-10-0		.6 86		2-1-0		184		216		128		.50687 128		31		31	
TOTALS		RPI 1-25		RPI 26-50		W-L RECORDS		RPI 51-100		RPI 101-150		RPI 150+							
28-24-0		0-2-0		0-0-0		OVERALL		2-3-0		1-4-0		25-15-0							
18-12-0		0-1-0		0-0-0		HOME		2-2-0		1-1-0		15-8-0							
10-12-0		0-1-0		0-0-0		AWAY		0-1-0		0-3-0		10-7-0							
0-0-0		0-0-0		0-0-0		NEUTRAL		0-0-0		0-0-0		0-0-0							
15-10-0		0-2-0		0-0-0		NON-CONFERENCE		2-3-0		1-4-0		12-1-0							
11-5-0		0-1-0		0-0-0		HOME		2-2-0		1-1-0		8-1-0							
4-5-0		0-1-0		0-0-		AWAY		0-1-0		0-3-0		4-0-0							
0-0-0		0-0-0		0-0-0		NEUTRAL		0-0-0		0-0-0		0-0-0							
13-14-0		0-0-0		0-0-0		CONFERENCE		0-0-0		0-0-0		13-14-0							
7-7-0		0-0-0		0-0-0		HOME		0-0-0		0-0-0		7-7-0							
6-7-0		0-0-0		0-0-0		AWAY		0-0-0		0-0-0		6-7-0							
0-0-0		0-0-0		0-0-0		NEUTRAL		0-0-0		0-0-0		0-0-0							
RPI	S	Opponent		Score		RPI	S	Opponent		Score		RPI	S	Opponent		Score			
20	A	Duke		2	8							104	A	George Washington		4	10		
20	H	Duke		3	5							104	A	George Washington		0	1		
												104	A	George Washington		7	19		
												107	H	Campbel l		1	3		
												111	H	Hi gh Poi nt		8	7		
												155	H	NJIT		4	3		
												155	H	NJIT		11	2		
												155	H	NJIT		13	5		
												179	A	Appalachi an St.		7	6		
												179	H	Appalachi an St.		0	6		
												194	A	Bethune-Cookman		0	5		
												194	A	Bethune-Cookman		7	9		
												194	A	Bethune-Cookman		0	6		
												194	H	Bethune-Cookman		4	5		
												194	H	Bethune-Cookman		5	2		
												194	H	Bethune-Cookman		7	4		
												213	A	N. C. A&T		6	3		
												213	A	N. C. A&T		3	5		
												213	A	N. C. A&T		8	6		
												213	H	N. C. A&T		2	1		
												213	H	N. C. A&T		5	7		
												213	H	N. C. A&T		3	4		
												256	A	Flori da A&M		0	3		
												256	A	Flori da A&M		2	4		
												256	A	Flori da A&M		3	11		
												256	H	Flori da A&M		5	7		
												256	H	Flori da A&M		4	7		
												256	H	Flori da A&M		6	1		
												257	H	Iona		6	5		
												257	H	Iona		21	8		
												257	H	Iona		12	2		
												262	A	UNC Asheville		6	3		
												262	H	UNC Asheville		4	2		
												264	A	Longwood		12	4		

Non-Div. I Games:

N. C. Central

RPI	S	Opponent	Score	
276	A	Presbyteri an	14	7
276	H	Presbyteri an	7	2
289	A	Savannah St.	3	2
289	A	Savannah St.	10	3
289	A	Savannah St.	15	5
289	H	Savannah St.	3	1
289	H	Savannah St.	10	2
289	H	Savannah St.	1	6
290	A	Norfol k St.	20	7
290	H	Norfol k St.	3	4
296	H	UMES	18	5

N. C. Central

N
.
C
.
C
e
n
t
r
a
l

N
.
C
.
C
e
n
t
r
a
l

Average RPI Win:		182	WON-LOST RECORD		WINNING PCT. RANK		LAST 10 GAMES		STRENGTH OF SCHEDULE		OPP. STRENGTH OF SCHEDULE		TEAM RPI		ADJ RPI		CONF. RPI		ADJ CONF. RPI				
DIV. I ONLY			19-36-0		.34545 248		4-6-0		143		139		226		.46172 225		17		17				
DIV. I NON-CONF.			5-17-0		.22727 261		0-4-0		118		45		256		.43693 256		18		17				
TOTALS		RPI 1-25		RPI 26-50				W-L RECORDS				RPI 51-100				RPI 101-150				RPI 150+			
19-36-0		1-2-0		0-3-0				OVERALL				0-13-0				3-6-0				15-12-0			
10-18-0		1-1-0		0-0-0				HOME				0-7-0				1-4-0				8-6-0			
9-18-0		0-1-0		0-3-0				AWAY				0-6-0				2-2-0				7-6-0			
0-0-0		0-0-0		0-0-0				NEUTRAL				0-0-0				0-0-0				0-0-0			
5-17-0		1-2-0		0-3-0				NON-CONFERENCE				0-7-0				0-0-0				4-5-0			
4-7-0		1-1-0		0-0-0				HOME				0-1-0				0-0-0				3-5-0			
1-10-0		0-1-0		0-0-				AWAY				0-6-0				0-0-0				1-0-0			
0-0-0		0-0-0		0-0-0				NEUTRAL				0-0-0				0-0-0				0-0-0			
14-19-0		0-0-0		0-0-0				CONFERENCE				0-6-0				3-6-0				11-7-0			
6-11-0		0-0-0		0-0-0				HOME				0-6-0				1-4-0				5-1-0			
8-8-0		0-0-0		0-0-0				AWAY				0-0-0				2-2-0				6-6-0			
0-0-0		0-0-0		0-0-0				NEUTRAL				0-0-0				0-0-0				0-0-0			
RPI	S	Opponent		Score		RPI	S	Opponent		Score		RPI	S	Opponent		Score		RPI	S	Opponent		Score	
22	A	Texas		2	7	32	A	Baylor		1	2	54	H	Sam Houston St.		1	3	106	A	Northwestern St.		3	2
25	H	Missouri St.		2	11	34	A	LSU		0	8	54	H	Sam Houston St.		2	5	106	H	Northwestern St.		3	15
25	H	Missouri St.		8	0	45	A	Houston		1	3	54	H	Sam Houston St.		1	8	106	H	Northwestern St.		2	7
												57	A	TCU		3	4	112	A	Houston Baptist		4	7
												57	A	TCU		0	2	112	A	Houston Baptist		2	5
												57	A	TCU		0	11	112	A	Houston Baptist		6	4
												80	H	Southeastern La.		4	6	147	H	New Orleans		0	2
												80	H	Southeastern La.		3	5	147	H	New Orleans		2	6
												80	H	Southeastern La.		1	8	147	H	New Orleans		5	1
												84	A	Tulane		1	7	156	H	Hofstra		2	3
												84	A	Tulane		2	6	156	H	Hofstra		0	1
												89	A	Rice		1	2	156	H	Hofstra		3	0
												89	H	Rice		2	6	156	H	Hofstra		2	1
																		157	A	A&M-Corpus Christi		9	7
																		157	A	A&M-Corpus Christi		12	2
																		157	A	A&M-Corpus Christi		11	6
																		189	A	Nicholls St.		1	6
																		189	A	Nicholls St.		16	9
																		189	A	Nicholls St.		2	5
																		191	H	McNeese		12	5
																		191	H	McNeese		6	2
																		191	H	McNeese		6	4
																		196	A	Incarnate Word		2	12
																		196	A	Incarnate Word		3	8
																		196	A	Incarnate Word		9	3
																		215	H	Texas Southern		3	4
																		236	H	UTRGV		5	3
																		236	H	UTRGV		5	8
																		236	H	UTRGV		2	5
																		260	A	SFA		3	5
																		260	A	SFA		2	4
																		260	A	SFA		7	3
																		274	H	Abilene Christian		4	5
																		274	H	Abilene Christian		5	0

Non-Div. I Games:

Lamar University

RPI	S	Opponent	Score	
274	H	Abilene Christian	7	5
288	A	Southern U.	14	12

L
a
m
a
r
U
n
i
v
e
r
s
i
t
y

L
a
m
a
r
U
n
i
v
e
r
s
i
t
y

Lamar University

Average RPI Win:	246	WON-LOST RECORD	WINNING PCT. RANK	LAST 10 GAMES	STRENGTH OF SCHEDULE	OPP. STRENGTH OF SCHEDULE	TEAM RPI	ADJ RPI	CONF. RPI	ADJ CONF. RPI		
DIV. I ONLY		31-17-0	.64583	47	7-3-0	293	285	224	.46111	226	30	30
DIV. I NON-CONF.		10-8-0	.55556	112	2-1-0	159	253	174	.48868	175	30	30
<hr/>												
TOTALS	RPI 1-25	RPI 26-50	W-L RECORDS			RPI 51-100	RPI 101-150			RPI 150+		
31-17-0	0-0-0	0-1-0	OVERALL			3-4-0	2-0-0			26-12-0		
17-9-0	0-0-0	0-1-0	HOME			1-3-0	1-0-0			15-5-0		
12-6-0	0-0-0	0-0-0	AWAY			2-1-0	1-0-0			9-5-0		
2-2-0	0-0-0	0-0-0	NEUTRAL			0-0-0	0-0-0			2-2-0		
10-8-0	0-0-0	0-1-0	NON-CONFERENCE			3-4-0	2-0-0			5-3-0		
7-6-0	0-0-0	0-1-0	HOME			1-3-0	1-0-0			5-2-0		
3-2-0	0-0-0	0-0-	AWAY			2-1-0	1-0-0			0-1-0		
0-0-0	0-0-0	0-0-0	NEUTRAL			0-0-0	0-0-0			0-0-0		
21-9-0	0-0-0	0-0-0	CONFERENCE			0-0-0	0-0-0			21-9-0		
10-3-0	0-0-0	0-0-0	HOME			0-0-0	0-0-0			10-3-0		
9-4-0	0-0-0	0-0-0	AWAY			0-0-0	0-0-0			9-4-0		
2-2-0	0-0-0	0-0-0	NEUTRAL			0-0-0	0-0-0			2-2-0		
RPI	S	Opponent	Score	RPI	S	Opponent	Score	RPI	S	Opponent	Score	
28	H	Mississippi St.	1 12	80	A	Southeastern La.	4 3	147	A	New Orleans	4 2	
				80	H	Southeastern La.	4 3	147	H	New Orleans	7 4	
				85	H	FGCU	3 6	197	A	La. -Monroe	7 10	
				85	H	FGCU	4 9	197	H	La. -Monroe	7 2	
				85	H	FGCU	4 9	215	N	Texas Southern	9 10	
				96	A	Morehead St.	4 0	215	N	Texas Southern	4 8	
				96	A	Morehead St.	2 11	219	H	Eastern Mich.	5 3	
								219	H	Eastern Mich.	3 9	
								219	H	Eastern Mich.	8 6	
								235	A	Alabama St.	3 4	
								235	A	Alabama St.	8 9	
								235	A	Alabama St.	2 0	
								235	H	Alabama St.	6 14	
								235	H	Alabama St.	9 7	
								235	H	Alabama St.	14 13	
								279	N	Ark. -Pine Bluff	13 3	
								286	A	Alabama A&M	11 0	
								286	A	Alabama A&M	8 0	
								286	A	Alabama A&M	8 4	
								286	H	Alabama A&M	10 7	
								286	H	Alabama A&M	13 2	
								286	H	Alabama A&M	16 6	
								287	A	Alcorn	13 8	
								287	A	Alcorn	9 2	
								287	A	Alcorn	17 10	
								287	H	Alcorn	7 4	
								287	H	Alcorn	7 3	
								287	H	Alcorn	3 10	
								287	N	Alcorn	4 3	
								288	A	Southern U.	3 2	
								288	H	Southern U.	3 1	
								290	H	Norfolk St.	1 2	
								290	H	Norfolk St.	8 4	
								290	H	Norfolk St.	3 2	
Non-Div. I Games:	Tougaloo	1 3	Concordia (AL)	6 0	Tougaloo	6 5	Concordia (AL)	12 5	Jackson St.			

RPI	S	Opponent	Score	
292	A	Mi ssi ssi ppi Val .	18	6
292	A	Mi ssi ssi ppi Val .	7	11
292	A	Mi ssi ssi ppi Val .	2	3
292	H	Mi ssi ssi ppi Val .	1	2
292	H	Mi ssi ssi ppi Val .	9	5
292	H	Mi ssi ssi ppi Val .	16	4

Jackson St.

J
a
c
k
s
o
n
s
t
.

J
a
c
k
s
o
n
s
t
.

Average RPI Win:		196	WON-LOST RECORD		WINNING PCT. RANK	LAST 10 GAMES	STRENGTH OF SCHEDULE		OPP. STRENGTH OF SCHEDULE	TEAM RPI	ADJ RPI	CONF. RPI	ADJ CONF. RPI
Average RPI Loss:		148											
DIV. I ONLY		21-27-0			.4375 197	5-5-0	231		199	227	.46107 227	18	18
DIV. I NON-CONF.		14-12-0			.53846 124	2-1-0	252		195	185	.48345 185	19	19
TOTALS		RPI 1-25	RPI 26-50		W-L RECORDS		RPI 51-100		RPI 101-150		RPI 150+		
21-27-0		1-1-0	0-0-0		OVERALL		3-6-0		1-7-0		16-13-0		
8-13-0		0-0-0	0-0-0		HOME		1-6-0		0-3-0		7-4-0		
8-11-0		0-1-0	0-0-0		AWAY		0-0-0		0-3-0		8-7-0		
5-3-0		1-0-0	0-0-0		NEUTRAL		2-0-0		1-1-0		1-2-0		
14-12-0		1-1-0	0-0-0		NON-CONFERENCE		2-1-0		1-1-0		10-9-0		
5-4-0		0-0-0	0-0-0		HOME		0-1-0		0-0-0		5-3-0		
4-5-0		0-1-0	0-0-		AWAY		0-0-0		0-0-0		4-4-0		
5-3-0		1-0-0	0-0-0		NEUTRAL		2-0-0		1-1-0		1-2-0		
7-15-0		0-0-0	0-0-0		CONFERENCE		1-5-0		0-6-0		6-4-0		
3-9-0		0-0-0	0-0-0		HOME		1-5-0		0-3-0		2-1-0		
4-6-0		0-0-0	0-0-0		AWAY		0-0-0		0-3-0		4-3-0		
0-0-0		0-0-0	0-0-0		NEUTRAL		0-0-0		0-0-0		0-0-0		
RPI S	Opponent	Score	RPI S	Opponent	Score	RPI S	Opponent	Score	RPI S	Opponent	Score		
12 A	East Carolina	0 9				75 H	Wagner	1 11	101 N	Pepperdine	2 11		
25 N	Missouri St.	6 3				94 H	Saint Louis	3 7	103 A	Rhode Island	3 7		
						94 H	Saint Louis	0 10	103 A	Rhode Island	1 2		
						94 H	Saint Louis	1 4	103 A	Rhode Island	1 2		
						97 N	Notre Dame	10 8	116 H	Fordham	1 11		
						97 N	Notre Dame	6 4	116 H	Fordham	1 4		
						99 H	Davidson	6 3	116 H	Fordham	7 8		
						99 H	Davidson	3 7	136 N	FIU	3 2		
						99 H	Davidson	6 18	155 A	NJIT	8 1		
									155 H	NJIT	3 0		
									158 A	Delaware	5 8		
									158 H	Delaware	2 10		
									175 A	George Mason	0 2		
									175 A	George Mason	3 1		
									175 A	George Mason	4 5		
									176 A	Portland	0 8		
									176 A	Portland	2 9		
									176 A	Portland	9 8		
									176 A	Portland	1 6		
									178 H	Manhattan	6 3		
									187 N	Georgetown	1 4		
									187 N	Georgetown	4 3		
									202 A	Lehigh	10 2		
									207 N	Western Mich.	5 8		
									245 H	Sacred Heart	13 1		
									254 H	Lafayette	1 9		
									258 H	Penn	7 4		
									259 H	Massachusetts	3 1		
									259 H	Massachusetts	6 4		
									259 H	Massachusetts	1 7		
									277 A	St. Bonaventure	4 3		
									281 A	Villanova	6 4		
									281 H	Villanova	2 3		
									283 A	La Salle	2 10		
			LAST 10 GAMES										
			259 H Massachusetts			6 4			175 A George Mason			4 5	
			259 H Massachusetts			3 1			155 H NJIT			3 0	
			259 H Massachusetts			1 7			155 A NJIT			8 1	
			175 A George Mason			0 2			158 H Delaware			2 10	
			175 A George Mason			3 1			116 H Fordham			1 4	

Non-Div. I Games:

Saint Joseph's

RPI	S	Opponent	Score	
283	A	La Salle	12	3
283	A	La Salle	5	1
285	H	Rider	4	3

Saint Joseph's

S
a
i
n
t
J
o
s
e
p
h
'
s

S
a
i
n
t
J
o
s
e
p
h
'
s

Average RPI Win: 195		WON-LOST	WINNING	LAST 10	STRENGTH OF		OPP. STRENGTH	TEAM	ADJ	CONF.	ADJ CONF.
Average RPI Loss: 147		RECORD	PCT. RANK	GAMES	SCHEDULE		OF SCHEDULE	RPI	RPI	RPI	RPI
DIV. I ONLY		20-31-0	.39216	221	6-4-0		226	176	228	.4609	228
DIV. I NON-CONF.		8-12-0	.4	207	0-1-0		228	110	199	.47808	199
TOTALS		RPI 1-25	RPI 26-50		W-L RECORDS		RPI 51-100		RPI 101-150		RPI 150+
20-31-0		0-6-0	0-0-0		OVERALL		2-3-0		5-7-0		13-15-0
8-12-0		0-3-0	0-0-0		HOME		2-3-0		2-3-0		4-3-0
12-18-0		0-3-0	0-0-0		AWAY		0-0-0		3-4-0		9-11-0
0-1-0		0-0-0	0-0-0		NEUTRAL		0-0-0		0-0-0		0-1-0
8-12-0		0-3-0	0-0-0		NON-CONFERENCE		1-1-0		1-5-0		6-3-0
2-3-0		0-0-0	0-0-0		HOME		1-1-0		1-1-0		0-1-0
6-9-0		0-3-0	0-0-0		AWAY		0-0-0		0-4-0		6-2-0
0-0-0		0-0-0	0-0-0		NEUTRAL		0-0-0		0-0-0		0-0-0
12-19-0		0-3-0	0-0-0		CONFERENCE		1-2-0		4-2-0		7-12-0
6-9-0		0-3-0	0-0-0		HOME		1-2-0		1-2-0		4-2-0
6-9-0		0-0-0	0-0-0		AWAY		0-0-0		3-0-0		3-9-0
0-1-0		0-0-0	0-0-0		NEUTRAL		0-0-0		0-0-0		0-1-0
RPI S	Opponent	Score	RPI S	Opponent	Score	RPI S	Opponent	Score	RPI S	Opponent	Score
5 A	Ole Miss	0 4				72 H	Indiana St.	8 10	119 H	Butler	3 6
5 A	Ole Miss	2 7				94 H	Saint Louis	14 11	122 H	Jacksonville St.	0 7
5 A	Ole Miss	3 7				96 H	Morehead St.	11 24	122 H	Jacksonville St.	9 5
23 H	Tennessee Tech	3 9				96 H	Morehead St.	5 7	122 H	Jacksonville St.	0 11
23 H	Tennessee Tech	6 10				96 H	Morehead St.	9 8	123 H	Illinois St.	17 13
23 H	Tennessee Tech	11 26							132 A	Georgia St.	5 6
									132 A	Georgia St.	4 8
									132 A	Georgia St.	2 7
									137 A	Austin Peay	9 3
									137 A	Austin Peay	13 11
									137 A	Austin Peay	19 4
									142 A	Southern Ill.	3 5
									173 A	Eastern Ky.	4 5
									173 A	Eastern Ky.	0 5
									173 A	Eastern Ky.	1 7
									188 A	Memphis	3 1
									188 A	Memphis	6 2
									188 A	Memphis	10 9
									197 A	La. -Monroe	6 5
									197 A	La. -Monroe	6 7
									197 A	La. -Monroe	3 4
									199 A	Southeast Mo. St.	1 13
									199 A	Southeast Mo. St.	1 3
									199 A	Southeast Mo. St.	5 3
									220 H	SIUE	6 2
									220 H	SIUE	7 6
									220 H	SIUE	3 7
									243 A	Murray St.	4 7
									243 A	Murray St.	7 13
									243 A	Murray St.	0 5
									243 N	Murray St.	5 15
									261 H	Chicago St.	8 14
									265 A	UT Martin	2 3
									265 A	UT Martin	16 6

Non-Div. I Games: Robert Morris-Peoria 15 6 Robert Morris-S'fiel 11 5 Lindenwood (IL) 4 1

Eastern Ill.

RPI	S	Opponent	Score	
265	A	UT Martin	10	9
267	H	Belmont	6	2
267	H	Belmont	8	6
267	H	Belmont	2	5
292	A	Mississippi Val.	11	6
292	A	Mississippi Val.	6	0

Eastern III.

E
a
s
t
e
r
n
I
I
I
.

E
a
s
t
e
r
n
I
I
I
.

Average RPI Win:		200	WON-LOST RECORD		WINNING PCT. RANK		LAST 10 GAMES		STRENGTH OF SCHEDULE		OPP. STRENGTH OF SCHEDULE		TEAM RPI		ADJ RPI		CONF. RPI		ADJ CONF. RPI				
DIV. I ONLY			21-36-0		.36842 239		4-6-0		163		202		229		.45938 229		21		21				
DIV. I NON-CONF.			10-20-0		.33333 235		0-1-0		165		183		240		.45237 240		24		24				
TOTALS		RPI 1-25		RPI 26-50				W-L RECORDS				RPI 51-100				RPI 101-150				RPI 150+			
21-36-0		0-0-0		0-1-0				OVERALL				1-11-0				3-9-0				17-15-0			
11-15-0		0-0-0		0-0-0				HOME				1-3-0				3-6-0				7-6-0			
9-19-0		0-0-0		0-1-0				AWAY				0-7-0				0-2-0				9-9-0			
1-2-0		0-0-0		0-0-0				NEUTRAL				0-1-0				0-1-0				1-0-0			
10-20-0		0-0-0		0-1-0				NON-CONFERENCE				1-7-0				1-4-0				8-8-0			
7-7-0		0-0-0		0-0-0				HOME				1-0-0				1-2-0				5-5-0			
3-13-0		0-0-0		0-0-				AWAY				0-7-0				0-2-0				3-3-0			
0-0-0		0-0-0		0-0-0				NEUTRAL				0-0-0				0-0-0				0-0-0			
11-16-0		0-0-0		0-0-0				CONFERENCE				0-4-0				2-5-0				9-7-0			
4-8-0		0-0-0		0-0-0				HOME				0-3-0				2-4-0				2-1-0			
6-6-0		0-0-0		0-0-0				AWAY				0-0-0				0-0-0				6-6-0			
1-2-0		0-0-0		0-0-0				NEUTRAL				0-1-0				0-1-0				1-0-0			
RPI	S	Opponent		Score		RPI	S	Opponent		Score		RPI	S	Opponent		Score		RPI	S	Opponent		Score	
						50	A	San Di ego St.		4	5	67	A	Col . of Charleston		1	13	115	H	Sacramento St.		7	6
												67	A	Col . of Charleston		1	10	115	H	Sacramento St.		6	8
												67	A	Col . of Charleston		3	7	115	H	Sacramento St.		1	3
												73	A	Cal i forn i a		3	5	115	N	Sacramento St.		3	17
												73	A	Cal i forn i a		2	23	121	A	CSUN		7	13
												73	A	Cal i forn i a		2	13	121	H	CSUN		1	8
												73	A	Cal i forn i a		6	17	124	H	Grand Canyon		5	8
												74	H	UNLV		4	0	124	H	Grand Canyon		9	7
												87	H	New Mexi co St.		3	9	124	H	Grand Canyon		4	13
												87	H	New Mexi co St.		3	9	130	A	Cal Poly		0	6
												87	H	New Mexi co St.		2	5	130	H	Cal Poly		8	11
												87	N	New Mexi co St.		0	4	140	H	Saint Mary's (CA)		3	2
																		153	H	Hawai i		4	3
																		169	A	Loyola Marymount		1	4
																		169	H	Loyola Marymount		0	10
																		176	A	Portland		10	8
																		176	A	Portland		0	5
																		176	A	Portland		7	3
																		176	A	Portl and		5	1
																		182	A	Seattle U		6	8
																		182	A	Seattle U		4	10
																		182	A	Seattle U		7	5
																		184	A	UC Santa Barbara		5	6
																		184	H	UC Santa Barbara		5	9
																		212	H	UC Davi s		14	7
																		212	H	UC Davis		1	15
																		212	H	UC Davis		1	8
																		216	A	Northern Col o.		3	2
																		216	A	Northern Col o.		2	4
																		216	A	Northern Col o.		5	9
																		216	N	Northern Col o.		2	0
																		236	A	UTRGV		8	5
																		236	A	UTRGV		0	5
																		236	A	UTRGV		5	6
LAST 10 GAMES																							

Non-Div. I Games:

CSU Bakersfield

RPI	S	Opponent	Score	
246	H	Dartmouth	9	4
246	H	Dartmouth	4	1
246	H	Dartmouth	9	11
246	H	Dartmouth	7	5
247	A	Utah Valley	7	3
247	A	Utah Valley	6	2
247	A	Utah Valley	7	6
261	H	Chicago St.	3	6
261	H	Chicago St.	14	2
261	H	Chicago St.	12	2

CSU Bakersfield

C
S
U
B
a
k
e
r
s
f
i
e
l
d

C
S
U
B
a
k
e
r
s
f
i
e
l
d

Average RPI Win:		203	WON-LOST RECORD		WINNING PCT. RANK		LAST 10 GAMES		STRENGTH OF SCHEDULE		OPP. STRENGTH OF SCHEDULE		TEAM RPI		ADJ RPI		CONF. RPI		ADJ CONF. RPI	
DIV. I ONLY			23-28-1		.45192 188		2-8-0		211		167		230		.45825 230		7		7	
DIV. I NON-CONF.			18-14-1		.56061 110		1-0-0		270		270		231		.4557 231		10		10	
TOTALS		RPI 1-25		RPI 26-50		W-L RECORDS		RPI 51-100		RPI 101-150		RPI 150+								
23-28-1		0-4-0		0-2-0		OVERALL		3-3-0		1-6-1		19-13-0								
17-17-1		0-3-0		0-2-0		HOME		3-2-0		1-3-1		13-7-0								
6-11-0		0-1-0		0-0-0		AWAY		0-1-0		0-3-0		6-6-0								
0-0-0		0-0-0		0-0-0		NEUTRAL		0-0-0		0-0-0		0-0-0								
18-14-1		0-0-0		0-2-0		NON-CONFERENCE		2-1-0		0-1-1		16-10-0								
15-10-1		0-0-0		0-2-0		HOME		2-0-0		0-1-1		13-7-0								
3-4-0		0-0-0		0-0-		AWAY		0-1-0		0-0-0		3-3-0								
0-0-0		0-0-0		0-0-0		NEUTRAL		0-0-0		0-0-0		0-0-0								
5-14-0		0-4-0		0-0-0		CONFERENCE		1-2-0		1-5-0		3-3-0								
2-7-0		0-3-0		0-0-0		HOME		1-2-0		1-2-0		0-0-0								
3-7-0		0-1-0		0-0-0		AWAY		0-0-0		0-3-0		3-3-0								
0-0-0		0-0-0		0-0-0		NEUTRAL		0-0-0		0-0-0		0-0-0								
RPI	S	Opponent		Score		RPI	S	Opponent		Score		RPI	S	Opponent		Score				
4	A	Stetson		5 14		30	H	Kentucky		5 6		70	H	Seton Hall		12 1				
21	H	Jacksonville		3 15		30	H	Kentucky		3 10		85	H	FGCU		7 6				
21	H	Jacksonville		3 5								85	H	FGCU		2 3				
21	H	Jacksonville		5 14								85	H	FGCU		1 14				
												91	A	Wofford		2 10				
												91	H	Wofford		12 10				

Non-Div. I Games:

USC Upstate

RPI	S	Opponent	Score	
264	H	Longwood	1	3
272	H	Ohi o	12	7
272	H	Ohi o	8	1
272	H	Ohi o	5	10
276	A	Presbyteri an	2	3
276	H	Presbyteri an	10	3

USC Upstate

U
S
C
U
P
S
t
a
t
e

U
S
C
U
P
S
t
a
t
e

Average RPI Win:		174	WON-LOST RECORD		WINNING PCT. RANK		LAST 10 GAMES		STRENGTH OF SCHEDULE		OPP. STRENGTH OF SCHEDULE		TEAM RPI		ADJ RPI		CONF. RPI		ADJ CONF. RPI	
DIV. I ONLY			15-32-0		.31915	262	3-7-0		183		100		231		.457	231	6		6	
DIV. I NON-CONF.			9-14-0		.3913	215	1-3-0		266		184		238		.45401	238	7		7	
TOTALS		RPI 1-25		RPI 26-50		W-L RECORDS		RPI 51-100		RPI 101-150		RPI 150+								
15-32-0		1-3-0		0-9-0		OVERALL		4-7-0		1-2-0		9-11-0								
4-14-0		0-0-0		0-3-0		HOME		2-5-0		0-0-0		2-6-0								
10-16-0		1-3-0		0-5-0		AWAY		2-2-0		1-2-0		6-3-0								
1-2-0		0-0-0		0-0-0		NEUTRAL		0-0-0		0-0-0		1-2-0								
9-14-0		1-3-0		0-0-0		NON-CONFERENCE		2-3-0		0-0-0		6-8-0								
2-4-0		0-0-0		0-0-0		HOME		0-1-0		0-0-0		2-3-0								
6-8-0		1-3-0		0-0-		AWAY		2-2-0		0-0-0		3-3-0								
1-2-0		0-0-0		0-0-0		NEUTRAL		0-0-0		0-0-0		1-2-0								
6-18-0		0-0-0		0-9-0		CONFERENCE		2-4-0		1-2-0		3-3-0								
2-10-0		0-0-0		0-3-0		HOME		2-4-0		0-0-0		0-3-0								
4-8-0		0-0-0		0-6-0		AWAY		0-0-0		1-2-0		3-0-0								
0-0-0		0-0-0		0-0-0		NEUTRAL		0-0-0		0-0-0		0-0-0								
RPI	S	Opponent		Score		RPI	S	Opponent		Score		RPI	S	Opponent		Score				
22	A	Texas		6	2	29	A	Indiana		3	6	58	H	Michigan		3	7			
22	A	Texas		1	12	29	A	Indiana		1	22	58	H	Michigan		0	3			
22	A	Texas		7	10	29	A	Indiana		0	12	58	H	Michigan		0	6			
22	A	Texas		3	16	31	A	Purdue		7	8	77	H	Iowa		4	0			
						31	A	Purdue		2	9	77	H	Iowa		7	10			
						31	A	Purdue		5	9	77	H	Iowa		7	6			
						47	H	Illinois		2	4	90	A	Kansas		3	10			
						47	H	Illinois		4	5	90	A	Kansas		18	12			
						47	H	Illinois		4	5	90	A	Kansas		2	4			
												97	A	Notre Dame		2	0			
												97	H	Notre Dame		10	19			
								</												

Non-Div. I Games:	Judson (IL)	11	1	MacMurray	6	3
-------------------	-------------	----	---	-----------	---	---

Northwestern

Average RPI Win:		218	WON-LOST RECORD		WINNING PCT. RANK		LAST 10 GAMES		STRENGTH OF SCHEDULE		OPP. STRENGTH OF SCHEDULE		TEAM RPI		ADJ RPI		CONF. RPI		ADJ CONF. RPI	
DIV. I ONLY			22-29-0		.43137	199	4-6-0		244		226		232		.45683		232		23	
DIV. I NON-CONF.			10-16-0		.38462	217	1-2-0		194		248		229		.45835		229		22	
TOTALS		RPI 1-25		RPI 26-50		W-L RECORDS		RPI 51-100		RPI 101-150		RPI 150+								
22-29-0		0-0-0		0-4-0		OVERALL		0-3-0		3-6-0		19-16-0								
15-6-0		0-0-0		0-0-0		HOME		0-0-0		3-1-0		12-5-0								
6-19-0		0-0-0		0-3-0		AWAY		0-3-0		0-5-0		6-8-0								
1-4-0		0-0-0		0-1-0		NEUTRAL		0-0-0		0-0-0		1-3-0								
10-16-0		0-0-0		0-4-0		NON-CONFERENCE		0-3-0		1-2-0		9-7-0								
7-3-0		0-0-0		0-0-0		HOME		0-0-0		1-0-0		6-3-0								
2-11-0		0-0-0		0-0-		AWAY		0-3-0		0-2-0		2-3-0								
1-2-0		0-0-0		0-1-0		NEUTRAL		0-0-0		0-0-0		1-1-0								
12-13-0		0-0-0		0-0-0		CONFERENCE		0-0-0		2-4-0		10-9-0								
8-3-0		0-0-0		0-0-0		HOME		0-0-0		2-1-0		6-2-0								
4-8-0		0-0-0		0-0-0		AWAY		0-0-0		0-3-0		4-5-0								
0-2-0		0-0-0		0-0-0		NEUTRAL		0-0-0		0-0-0		0-2-0								
RPI	S	Opponent	Score		RPI	S	Opponent	Score		RPI	S	Opponent	Score		RPI	S	Opponent	Score		
			27	N	St. John's (NY)	0	12	85	A	FGCU	0	5	104	A	George Washington	2	5			
			48	A	Missouri	5	6	85	A	FGCU	3	6	104	H	George Washington	7	5			
			48	A	Missouri	0	5	85	A	FGCU	3	14	144	A	Navy	0	7			
			48	A	Missouri	1	7						150	A	Hartford	1	5			
													150	A	Hartford	2	4			
													150	A	Hartford	7	9			
													150	H	Hartford	3	14			
													150	H	Hartford	3	2			
													150	H	Hartford	9	5			
													156	H	Hofstra	6	9			
													156	H	Hofstra	2	4			
													158	A	Delaware	8	7			
													158	H	Delaware	8	6			
													160	N	Monmouth	5	17			
													175	A	George Mason	4	11			
													180	A	UMass Lowell	1	3			
													180	A	UMass Lowell	2	9			
													180	A	UMass Lowell	0	8			
													181	A	Stony Brook	3	1			
													181	A	Stony Brook	6	11			
													181	A	Stony Brook	9	2			
													187	A	Georgetown	6	11			
													187	H	Georgetown	9	11			
													221	H	Maine	5	2			
													221	H	Maine	7	4			
													221	H	Maine	9	4			
													221	N	Maine	4	9			
													222	A	Binghamton	2	0			
													222	A	Binghamton	8	4			
													222	A	Binghamton	2	3			
													222	H	Binghamton	6	1			
													222	H	Binghamton	3	5			
													222	H	Binghamton	8	6			
													240	N	Penn St.	2	1			
LAST 10 GAMES																				
			221	N	Maine	4	9	222	A	Binghamton	2	3	222	A	Binghamton	2	0			
			252	N	Albany (NY)	5	8	222	A	Binghamton	8	4	222	A	Binghamton	8	4			
			252	H	Albany (NY)	6	1	222	A	Binghamton	2	0	222	A	Binghamton	2	3			
			252	H	Albany (NY)	2	3	275	A	Coppin St.	11	13	222	H	Binghamton	6	1			
			187	A	Georgetown	6	11	158	H	Delaware	8	6	222	H	Binghamton	3	5			

Non-Div. I Games:

UMBC

RPI	S	Opponent	Score	
252	H	Al bany (NY)	6	1
252	H	Al bany (NY)	2	3
252	N	Al bany (NY)	5	8
253	H	Mt. St. Mary's	9	7
273	A	Towson	6	4
273	H	Towson	13	0
275	A	Coppi n St.	11	13
275	H	Coppi n St.	7	2
293	H	Fai rlei gh Di cki nson	14	1
293	H	Fai rlei gh Di cki nson	2	1

UMBC

U
M
B
C

U
M
B
C

Average RPI Win: 191		WON-LOST RECORD		WINNING PCT. RANK		LAST 10 GAMES		STRENGTH OF SCHEDULE		OPP. STRENGTH OF SCHEDULE		TEAM RPI		ADJ RPI		CONF. RPI		ADJ CONF. RPI		
DIV. I ONLY		18-36-0		.33333	255	4-6-0		185		244		233		.45584		233	22		22	
DIV. I NON-CONF.		9-18-0		.33333	235	0-2-0		131		232		184		.48389		184	25		25	
TOTALS		RPI 1-25		RPI 26-50		W-L RECORDS		RPI 51-100		RPI 101-150		RPI 150+								
18-36-0		0-0-0		0-3-0		OVERALL		2-4-0		4-9-0		12-20-0								
8-8-0		0-0-0		0-0-0		HOME		1-0-0		2-2-0		5-6-0								
10-28-0		0-0-0		0-3-0		AWAY		1-4-0		2-7-0		7-14-0								
0-0-0		0-0-0		0-0-0		NEUTRAL		0-0-0		0-0-0		0-0-0								
9-18-0		0-0-0		0-3-0		NON-CONFERENCE		2-1-0		2-5-0		5-9-0								
3-1-0		0-0-0		0-0-0		HOME		1-0-0		0-1-0		2-0-0								
6-17-0		0-0-0		0-0-		AWAY		1-1-0		2-4-0		3-9-0								
0-0-0		0-0-0		0-0-0		NEUTRAL		0-0-0		0-0-0		0-0-0								
9-18-0		0-0-0		0-0-0		CONFERENCE		0-3-0		2-4-0		7-11-0								
5-7-0		0-0-0		0-0-0		HOME		0-0-0		2-1-0		3-6-0								
4-11-0		0-0-0		0-0-0		AWAY		0-3-0		0-3-0		4-5-0								
0-0-0		0-0-0		0-0-0		NEUTRAL		0-0-0		0-0-0		0-0-0								
RPI	S	Opponent	Score	RPI	S	Opponent	Score	RPI	S	Opponent	Score	RPI	S	Opponent	Score					
29	A	Indiana	0 18	61	A	Kent St.	2 7	123	H	Illinois St.	6 7									
29	A	Indiana	3 4	61	A	Kent St.	0 14	142	A	Southern Ill.	4 10									
29	A	Indiana	3 4	61	A	Kent St.	1 7	142	A	Southern Ill.	0 4									
				72	H	Indiana St.	5 4	142	A	Southern Ill.	2 7									
				77	A	Iowa	0 2	143	A	Central Ark.	6 3									
				97	A	Notre Dame	5 3	143	A	Central Ark.	9 4									
								143	A	Central Ark.	2 3									
								148	A	Ball St.	0 11									
								148	A	Ball St.	2 3									
								148	A	Ball St.	4 5									
								149	H	Mi ami (OH)	2 1									
								149	H	Mi ami (OH)	1 5									
								149	H	Mi ami (OH)	5 2									
								196	A	Incarnate Word	15 1									
								196	A	Incarnate Word	0 17									
								196	A	Incarnate Word	5 7									
								196	A	Incarnate Word	3 7									
								198	H	Valparai so	10 7									
								203	A	Ill. -Chi cago	3 18									
								203	A	Ill. -Chi cago	5 1									
								203	H	Ill. -Chi cago	10 5									
								204	H	Central Mi ch.	0 6									
								204	H	Central Mi ch.	9 5									
								204	H	Central Mi ch.	1 8									
								206	A	Western Ky.	0 1									
								206	A	Western Ky.	5 9									
								206	A	Western Ky.	5 0									
								206	A	Western Ky.	2 10									
								207	H	Western Mi ch.	4 10									
								207	H	Western Mi ch.	3 5									
								207	H	Western Mi ch.	3 1									
								217	H	Tol edo	12 4									
								217	H	Tol edo	0 15									
								217	H	Tol edo	0 15									
								217	H	Tol edo	3 6									
LAST 10 GAMES																				
219	A	Eastern Mi ch.	6 3	282	A	Bowl ing Green	12 4													
219	A	Eastern Mi ch.	2 4	282	A	Bowl ing Green	5 7													
219	A	Eastern Mi ch.	1 2	282	A	Bowl ing Green	4 3													
218	A	Mi lwaukee	2 3	217	H	Tol edo	12 4													
218	A	Mi lwaukee	2 13	217	H	Tol edo	0 15													

Non-Div. I Games: Trinity Christian 6 1 Robert Morris (IL) 20 2

Northern Ill.

RPI	S	Opponent	Score	
218	A	Milwaukee	2	3
218	A	Milwaukee	2	13
219	A	Eastern Mich.	6	3
219	A	Eastern Mich.	1	2
219	A	Eastern Mich.	2	4
272	A	Ohio	1	6
272	A	Ohio	4	12
272	A	Ohio	6	5
282	A	Bowling Green	12	4
282	A	Bowling Green	5	7
282	A	Bowling Green	4	3

Northern III.

N
o
r
t
h
e
r
n
I
I
I
.

N
o
r
t
h
e
r
n
I
I
I
.

[illegible]

Non-Div. I Games:

UC Ri versi de

RPI	S	Opponent	Score	
198	H	Val parai so	4	3
209	H	Utah	3	2
209	H	Utah	2	1
209	H	Utah	4	7
212	H	UC Davi s	6	2
212	H	UC Davi s	16	10
212	H	UC Davi s	5	10

UC Ri versi de

U
C
R
i
v
e
r
s
i
d
e

U
C
R
i
v
e
r
s
i
d
e

[illegible]

Non-Div. I Games:

Alabama St.

RPI	S	Opponent	Score	
292	A	Mi ssi ssi ppi Val .	8	7
292	A	Mi ssi ssi ppi Val .	9	1
292	A	Mi ssi ssi ppi Val .	6	5
292	H	Mi ssi ssi ppi Val .	2	0
292	H	Mi ssi ssi ppi Val .	7	10
292	H	Mi ssi ssi ppi Val .	5	1
294	N	Prai ri e View	4	2
294	N	Prai ri e View	8	7
294	N	Prai ri e View	7	2

Al abama St.

A
l
a
b
a
m
a
s
t
.

A
l
a
b
a
m
a
s
t
.

U
T
R
G
V

UTRGV

RPI	S	Opponent	Score	
225	A	Lamar Uni versi ty	8	5
225	A	Lamar Uni versi ty	3	5
229	H	CSU Bakersfi el d	6	5
229	H	CSU Bakersfi el d	5	0
229	H	CSU Bakersfi el d	5	8
247	A	Utah Val ley	4	2
247	A	Utah Val ley	1	10
247	A	Utah Val ley	1	6
260	H	SFA	11	5
260	H	SFA	6	4
261	A	Chi cago St.	4	5
261	A	Chi cago St.	8	4
261	A	Chi cago St.	6	7

UTRGV

U
T
R
G
V

U
T
R
G
V

RPI	S	Opponent	Score	
274	H	Abi lene Chri sti an	3	2
274	H	Abi lene Chri sti an	5	0
285	H	Ri der	11	1
285	H	Ri der	4	2
285	H	Ri der	3	2
295	H	Sai nt Peter' s	7	8
295	H	Sai nt Peter' s	11	0
295	H	Sai nt Peter' s	13	2

Si ena

S
i
e
n
a

S
i
e
n
a

Average RPI Win: 265		WON-LOST RECORD		WINNING PCT. RANK		LAST 10 GAMES		STRENGTH OF SCHEDULE		OPP. STRENGTH OF SCHEDULE		TEAM RPI		ADJ RPI		CONF. RPI		ADJ CONF. RPI	
DIV. I ONLY		22-24-0		.47826 160		7-2-0		275		288		238		.45452 238		29		29	
DIV. I NON-CONF.		6-9-0		.4 207		0-0-0		96		260		118		.51174 118		29		29	
TOTALS		RPI 1-25		RPI 26-50		W-L RECORDS		RPI 51-100		RPI 101-150		RPI 150+							
22-24-0		0-1-0		0-3-0		OVERALL		0-0-0		0-7-0		22-13-0							
8-4-0		0-0-0		0-0-0		HOME		0-0-0		0-3-0		8-1-0							
10-15-0		0-1-0		0-3-0		AWAY		0-0-0		0-3-0		10-8-0							
4-5-0		0-0-0		0-0-0		NEUTRAL		0-0-0		0-1-0		4-4-0							
6-9-0		0-1-0		0-3-0		NON-CONFERENCE		0-0-0		0-0-0		6-5-0							
0-0-0		0-0-0		0-0-0		HOME		0-0-0		0-0-0		0-0-0							
4-8-0		0-1-0		0-0-		AWAY		0-0-0		0-0-0		4-4-0							
2-1-0		0-0-0		0-0-0		NEUTRAL		0-0-0		0-0-0		2-1-0							
16-15-0		0-0-0		0-0-0		CONFERENCE		0-0-0		0-7-0		16-8-0							
8-4-0		0-0-0		0-0-0		HOME		0-0-0		0-3-0		8-1-0							
6-7-0		0-0-0		0-0-0		AWAY		0-0-0		0-3-0		6-4-0							
2-4-0		0-0-0		0-0-0		NEUTRAL		0-0-0		0-1-0		2-3-0							
RPI	S	Opponent		Score		RPI	S	Opponent		Score		RPI	S	Opponent		Score			
13	A	Minnesota		1	3	46	A	Arizona		3	13	131	A	Oral Roberts		2	6		
						46	A	Arizona		2	11	131	A	Oral Roberts		2	5		
						46	A	Arizona		4	9	131	A	Oral Roberts		5	6		
												131	H	Oral Roberts		4	7		
												131	H	Oral Roberts		3	9		
												131	H	Oral Roberts		8	11		
												131	N	Oral Roberts		4	6		
												196	A	Incarnate Word		2	6		
												196	A	Incarnate Word		4	3		
												196	A	Incarnate Word		1	2		
												196	A	Incarnate Word		8	2		
												216	A	Northern Colo.		6	3		
												216	A	Northern Colo.		4	17		
												216	A	Northern Colo.		4	2		
												216	A	Northern Colo.		7	9		
												250	A	South Dakota St.		9	12		
												250	A	South Dakota St.		4	5		
												250	H	South Dakota St.		7	1		
												250	H	South Dakota St.		15	14		
												250	H	South Dakota St.		6	5		
												250	N	South Dakota St.		7	13		
												266	N	Central Conn. St.		2	9		
												266	N	Central Conn. St.		2	0		
												266	N	Central Conn. St.		4	0		
												280	A	Western Ill.		2	1		
												280	A	Western Ill.		0	2		
												280	A	Western Ill.		3	6		
												280	N	Western Ill.		2	7		
												280	N	Western Ill.		2	0		
												280	N	Western Ill.		0	4		
												280	N	Western Ill.		3	1		
												284	A	Omaha		2	1		
												284	A	Omaha		2	0		
												284	H	Omaha		10	0		
Non-Div. I Games:		Concordia-M'head		10	0	Dickinson St.		17	4	Mayville St.		8	5	Dakota St.		16	1	North Dakota St.	

North Dakota St.

Average RPI Win: 217		WON-LOST	WINNING	LAST 10	STRENGTH OF		OPP. STRENGTH	TEAM	ADJ	CONF.	ADJ CONF.
Average RPI Loss: 158		RECORD	PCT. RANK	GAMES	SCHEDULE		OF SCHEDULE	RPI	RPI	RPI	RPI
DIV. I ONLY		14-22-1	.39189	222	5-5-0		223	261	239	.4535	239
DIV. I NON-CONF.		5-10-1	.34375	234	0-1-0		26	198	125	.50899	125
TOTALS		RPI 1-25	RPI 26-50		W-L RECORDS		RPI 51-100		RPI 101-150		RPI 150+
14-22-1	0-6-0	0-0-0		OVERALL		0-0-0		2-2-0		12-14-1	
6-9-1	0-0-0	0-0-0		HOME		0-0-0		1-0-0		5-9-1	
8-13-0	0-6-0	0-0-0		AWAY		0-0-0		1-2-0		7-5-0	
0-0-0	0-0-0	0-0-0		NEUTRAL		0-0-0		0-0-0		0-0-0	
5-10-1	0-6-0	0-0-0		NON-CONFERENCE		0-0-0		2-2-0		3-2-1	
2-1-1	0-0-0	0-0-0		HOME		0-0-0		1-0-0		1-1-1	
3-9-0	0-6-0	0-0-		AWAY		0-0-0		1-2-0		2-1-0	
0-0-0	0-0-0	0-0-0		NEUTRAL		0-0-0		0-0-0		0-0-0	
9-12-0	0-0-0	0-0-0		CONFERENCE		0-0-0		0-0-0		9-12-0	
4-8-0	0-0-0	0-0-0		HOME		0-0-0		0-0-0		4-8-0	
5-4-0	0-0-0	0-0-0		AWAY		0-0-0		0-0-0		5-4-0	
0-0-0	0-0-0	0-0-0		NEUTRAL		0-0-0		0-0-0		0-0-0	
RPI S	Opponent	Score		RPI S	Opponent	Score		RPI S	Opponent	Score	
15 A	Texas A&M	0	22					116 A	Fordham	4	3
15 A	Texas A&M	2	3					116 A	Fordham	3	4
15 A	Texas A&M	2	8					116 A	Fordham	3	5
20 A	Duke	3	8					133 H	Canisius	6	5
20 A	Duke	2	7					161 H	Harvard	2	6
20 A	Duke	2	7					161 H	Harvard	10	8
								161 H	Harvard	7	4
								186 H	Col umbi a	14	2
								186 H	Col umbi a	2	3
								186 H	Col umbi a	2	3
								195 H	Yale	4	7
								195 H	Yale	7	8
								195 H	Yale	4	7
								222 A	Binghamton	12	3
								222 A	Binghamton	1	11
								222 H	Binghamton	5	5
								240 A	Penn St.	10	6
								246 H	Dartmouth	2	4
								246 H	Dartmouth	3	5
								246 H	Dartmouth	8	3
								251 H	Niagara	17	5
								251 H	Niagara	4	7
								258 A	Penn	7	6
								258 A	Penn	10	9
								258 A	Penn	5	9
								269 A	Princeton	4	10
								269 A	Princeton	6	7
								269 A	Princeton	5	2
								270 A	Brown	4	2
								270 A	Brown	10	7
								270 A	Brown	6	7
				LAST 10 GAMES							
				186 H	Col umbi a	2	3	270 A	Brown	6	7
				186 H	Col umbi a	14	2	222 A	Binghamton	1	11
				186 H	Col umbi a	2	3	161 H	Harvard	2	6
				270 A	Brown	4	2	161 H	Harvard	10	8
				270 A	Brown	10	7	161 H	Harvard	7	4

Non-Div. I Games:

Cornell

[illegible]

Non-Div. I Games:

Penn St.

Average RPI Win:		135	WON-LOST RECORD		WINNING PCT. RANK		LAST 10 GAMES		STRENGTH OF SCHEDULE		OPP. STRENGTH OF SCHEDULE		TEAM RPI		ADJ RPI		CONF. RPI		ADJ CONF. RPI	
DIV. I ONLY			11-47-0		.18966 293		4-6-0		23		174		241		.45234 241		16		16	
DIV. I NON-CONF.			2-26-0		.07143 290		0-3-0		14		130		266		.43016 266		16		16	
TOTALS		RPI 1-25		RPI 26-50		W-L RECORDS		RPI 51-100		RPI 101-150		RPI 150+								
11-47-0		0-8-0		0-1-0		OVERALL		5-12-0		1-12-0		5-14-0								
4-22-0		0-0-0		0-1-0		HOME		3-8-0		1-8-0		0-5-0								
3-21-0		0-8-0		0-0-0		AWAY		0-4-0		0-0-0		3-9-0								
4-4-0		0-0-0		0-0-0		NEUTRAL		2-0-0		0-4-0		2-0-0								
2-26-0		0-8-0		0-1-0		NON-CONFERENCE		2-4-0		0-8-0		0-5-0								
2-12-0		0-0-0		0-1-0		HOME		2-3-0		0-6-0		0-2-0								
0-12-0		0-8-0		0-0-		AWAY		0-1-0		0-0-0		0-3-0								
0-2-0		0-0-0		0-0-0		NEUTRAL		0-0-0		0-2-0		0-0-0								
9-21-0		0-0-0		0-0-0		CONFERENCE		3-8-0		1-4-0		5-9-0								
2-10-0		0-0-0		0-0-0		HOME		1-5-0		1-2-0		0-3-0								
3-9-0		0-0-0		0-0-0		AWAY		0-3-0		0-0-0		3-6-0								
4-2-0		0-0-0		0-0-0		NEUTRAL		2-0-0		0-2-0		2-0-0								
RPI	S	Opponent		Score		RPI	S	Opponent		Score		RPI	S	Opponent		Score				
8	A	North Carolina		2	8	30	H	Kentucky		5	7	61	H	Kent St.		4	7			
11	A	Clemson		8	10							61	H	Kent St.		4	6			
12	A	East Carolina		2	8							61	H	Kent St.		9	2			
12	A	East Carolina		3	9							68	H	UNCG		2	3			
12	A	East Carolina		3	8							68	H	UNCG		3	5			
24	A	Louisville		2	3							68	H	UNCG		3	9			
24	A	Louisville		7	8							68	N	UNCG		10	2			
24	A	Louisville		4	16							68	N	UNCG		8	4			
												76	A	Tennessee		0	5			
												76	H	Tennessee		3	17			
												91	A	Wofford		3	5			
												91	A	Wofford		5	6			
												91	A	Wofford		2	3			
												95	H	Samford		1	5			
												95	H	Samford		10	9			
												95	H	Samford		4	11			
												96	H	Morehead St.		6	2			

Non-Div. I Games:

Western Caro.

Average RPI Win: 178		WON-LOST RECORD		WINNING PCT. RANK		LAST 10 GAMES		STRENGTH OF SCHEDULE		OPP. STRENGTH OF SCHEDULE		TEAM RPI		ADJ RPI		CONF. RPI		ADJ CONF. RPI					
DIV. I ONLY		15-39-0		.27778		272		0-10-0		77		155		242		.45216		242		13		13	
DIV. I NON-CONF.		12-18-0		.4		207		0-4-0		60		192		180		.48589		179		15		15	
TOTALS		RPI 1-25		RPI 26-50		W-L RECORDS		RPI 51-100		RPI 101-150		RPI 150+											
15-39-0		0-6-0		0-3-0		OVERALL		1-6-0		5-12-0		9-12-0											
12-17-0		0-0-0		0-0-0		HOME		1-2-0		3-3-0		8-12-0											
3-22-0		0-6-0		0-3-0		AWAY		0-4-0		2-9-0		1-0-0											
0-0-0		0-0-0		0-0-0		NEUTRAL		0-0-0		0-0-0		0-0-0											
12-18-0		0-6-0		0-0-0		NON-CONFERENCE		0-1-0		5-6-0		7-5-0											
9-8-0		0-0-0		0-0-0		HOME		0-0-0		3-3-0		6-5-0											
3-10-0		0-6-0		0-0-		AWAY		0-1-0		2-3-0		1-0-0											
0-0-0		0-0-0		0-0-0		NEUTRAL		0-0-0		0-0-0		0-0-0											
3-21-0		0-0-0		0-3-0		CONFERENCE		1-5-0		0-6-0		2-7-0											
3-9-0		0-0-0		0-0-0		HOME		1-2-0		0-0-0		2-7-0											
0-12-0		0-0-0		0-3-0		AWAY		0-3-0		0-6-0		0-0-0											
0-0-0		0-0-0		0-0-0		NEUTRAL		0-0-0		0-0-0		0-0-0											
RPI	S	Opponent		Score		RPI	S	Opponent		Score		RPI	S	Opponent		Score							
11	A	Clemson		4	5	35	A	Northeastern		0	4	65	H	UNCW		7	3						
11	A	Clemson		6	7	35	A	Northeastern		1	2	65	H	UNCW		2	7						
11	A	Clemson		1	2	35	A	Northeastern		3	4	65	H	UNCW		2	3						
19	A	NC State		0	5					67	A	Col. of Charleston		7	8	107	A	Campbel l		0	12		
19	A	NC State		4	8					67	A	Col. of Charleston		1	5	107	A	Campbel l		3	4		
19	A	NC State		3	7					67	A	Col. of Charleston		2	7	107	A	Campbel l		4	2		
										82	A	Vi rgi ni a		3	4	108	A	El on		4	17		
																108	A	El on		3	8		
																108	A	El on		2	6		
																111	H	Hi gh Poi nt		3	17		
																111	H	Hi gh Poi nt		13	2		
																111	H	Hi gh Poi nt		4	3		
																128	H	VCU		3	4		
																145	A	James Madi son		3	4		
																145	A	James Madi son		3	15		
																145	A	James Madi son		4	5		
																146	A	Vi rgi ni a Tech		8	10		
																156	H	Hofstra		3	7		
																156	H	Hofstra		6	9		
																156	H	Hofstra		0	1		
																158	H	Del aware		0	6		
																158	H	Del aware		4	6		
																158	H	Del aware		5	6		
																166	H	ETSU		2	3		
																166	H	ETSU		1	0		
																166	H	ETSU		3	2		
																202	H	Lehi gh		12	2		
																210	H	Radford		1	2		
																210	H	Radford		3	2		
																223	H	Qui nni pi ac		2	11		
																223	H	Qui nni pi ac		3	10		
																223	H	Qui nni pi ac		1	6		
																248	A	Ol d Domi ni on		5	2		
																248	H	Ol d Domi ni on		4	3		
LAST 10 GAMES				108 A El on				3	8	158 H Del aware				0	6								
				108 A El on				4	17	158 H Del aware				5	6								
				108 A El on				2	6	19 A NC State				3	7								
				146 A Vi rgi ni a Tech				8	10	19 A NC State				4	8								
				158 H Del aware				4	6	19 A NC State				0	5								

Non-Div. I Games:

William & Mary

RPI	S	Opponent	Score	
273	H	Towson	8	7
273	H	Towson	5	4
273	H	Towson	1	6
290	H	Norfol k St.	10	4

W
i
l
l
i
a
m
&
M
a
r
y

W
i
l
l
i
a
m
&
M
a
r
y

William & Mary

Average RPI Win: 232		WON-LOST	WINNING	LAST 10	STRENGTH OF		OPP. STRENGTH	TEAM	ADJ	CONF.	ADJ CONF.
Average RPI Loss: 138		RECORD	PCT. RANK	GAMES	SCHEDULE		OF SCHEDULE	RPI	RPI	RPI	RPI
DIV. I ONLY		24-29-0	.45283	187	6-4-0		262	207	243	.45027	243
DIV. I NON-CONF.		10-10-0	.5	136	0-1-0		289	238	257	.43649	257
TOTALS		RPI 1-25	RPI 26-50		W-L RECORDS		RPI 51-100		RPI 101-150		RPI 150+
24-29-0		0-5-0	0-1-0		OVERALL		3-3-0		0-9-0		21-11-0
15-10-0		0-3-0	0-0-0		HOME		2-1-0		0-2-0		13-4-0
6-16-0		0-2-0	0-0-0		AWAY		1-2-0		0-7-0		5-5-0
3-3-0		0-0-0	0-1-0		NEUTRAL		0-0-0		0-0-0		3-2-0
10-10-0		0-2-0	0-1-0		NON-CONFERENCE		1-2-0		0-2-0		9-3-0
6-3-0		0-0-0	0-0-0		HOME		0-0-0		0-1-0		6-2-0
2-6-0		0-2-0	0-0-		AWAY		1-2-0		0-1-0		1-1-0
2-1-0		0-0-0	0-1-0		NEUTRAL		0-0-0		0-0-0		2-0-0
14-19-0		0-3-0	0-0-0		CONFERENCE		2-1-0		0-7-0		12-8-0
9-7-0		0-3-0	0-0-0		HOME		2-1-0		0-1-0		7-2-0
4-10-0		0-0-0	0-0-0		AWAY		0-0-0		0-6-0		4-4-0
1-2-0		0-0-0	0-0-0		NEUTRAL		0-0-0		0-0-0		1-2-0
RPI S	Opponent	Score	RPI S	Opponent	Score	RPI S	Opponent	Score	RPI S	Opponent	Score
5 A	Ole Miss	6 7	30 N	Kentucky	2 14	90 A	Kansas	3 5	122 A	Jacksonville St.	3 5
23 H	Tennessee Tech	5 15				90 A	Kansas	10 5	122 A	Jacksonville St.	4 13
23 H	Tennessee Tech	7 23				90 A	Kansas	1 4	122 A	Jacksonville St.	3 21
23 H	Tennessee Tech	2 9				96 H	Morehead St.	14 8	137 A	Austin Peay	7 19
25 A	Missouri St.	4 5				96 H	Morehead St.	0 10	137 A	Austin Peay	7 8
						96 H	Morehead St.	14 10	137 A	Austin Peay	2 10
									137 H	Austin Peay	11 14
									142 A	Southern Ill.	9 11
									142 H	Southern Ill.	5 23
									173 A	Eastern Ky.	5 7
									173 A	Eastern Ky.	11 10
									173 A	Eastern Ky.	7 6
									173 N	Eastern Ky.	6 13
									188 H	Memphis	6 10
									199 A	Southeast Mo. St.	5 7
									199 A	Southeast Mo. St.	6 8
									199 A	Southeast Mo. St.	4 7
									199 N	Southeast Mo. St.	2 5
									220 H	SIUE	9 8
									220 H	SIUE	7 10
									220 H	SIUE	6 5
									228 H	Eastern Ill.	13 7
									228 H	Eastern Ill.	7 4
									228 H	Eastern Ill.	5 0
									228 N	Eastern Ill.	15 5
									265 A	UT Martin	12 5
									265 A	UT Martin	11 3
									267 H	Belmont	5 4
									267 H	Belmont	10 13
									267 H	Belmont	9 5
									268 A	Evansville	8 3
									268 H	Evansville	11 9
									280 H	Western Ill.	4 3
									280 N	Western Ill.	5 4

Non-Div. I Games: Kentucky St.

10 6

Brescia

10 0

Harris-Stowe

8 5

Murray St.

Murray St.

Average RPI Win:		179	WON-LOST RECORD		WINNING PCT. RANK		LAST 10 GAMES		STRENGTH OF SCHEDULE		OPP. STRENGTH OF SCHEDULE		TEAM RPI		ADJ RPI		CONF. RPI		ADJ CONF. RPI				
DIV. I ONLY			19-34-0		.35849 243		3-7-0		176		144		244		.44819 244		16		16				
DIV. I NON-CONF.			11-17-0		.39286 212		0-1-0		223		129		254		.43822 253		16		16				
TOTALS		RPI 1-25		RPI 26-50		W-L RECORDS		RPI 51-100		RPI 101-150		RPI 150+											
19-34-0		2-3-0		1-1-0		OVERALL		0-15-0		3-2-0		13-13-0											
12-22-0		2-3-0		0-1-0		HOME		0-10-0		1-1-0		9-7-0											
7-11-0		0-0-0		1-0-0		AWAY		0-5-0		2-1-0		4-5-0											
0-1-0		0-0-0		0-0-0		NEUTRAL		0-0-0		0-0-0		0-1-0											
11-17-0		2-3-0		1-1-0		NON-CONFERENCE		0-6-0		1-1-0		7-6-0											
9-13-0		2-3-0		0-1-0		HOME		0-4-0		1-1-0		6-4-0											
2-4-0		0-0-0		1-0-		AWAY		0-2-0		0-0-0		1-2-0											
0-0-0		0-0-0		0-0-0		NEUTRAL		0-0-0		0-0-0		0-0-0											
8-17-0		0-0-0		0-0-0		CONFERENCE		0-9-0		2-1-0		6-7-0											
3-9-0		0-0-0		0-0-0		HOME		0-6-0		0-0-0		3-3-0											
5-7-0		0-0-0		0-0-0		AWAY		0-3-0		2-1-0		3-3-0											
0-1-0		0-0-0		0-0-0		NEUTRAL		0-0-0		0-0-0		0-1-0											
RPI	S	Opponent		Score		RPI	S	Opponent		Score		RPI	S	Opponent		Score							
9	H	Georgia		4	9	43	A	South Carolina		4	3	67	A	Col. of Charleston		6	10						
16	H	UConn		4	2	43	H	South Carolina		1	12	68	H	UNCG		5	14						
16	H	UConn		4	2							68	H	UNCG		3	4						
16	H	UConn		3	17							68	H	UNCG		3	14						
24	H	Louisville		3	8							72	H	Indiana St.		2	5						
												72	H	Indiana St.		3	7						
												72	H	Indiana St.		3	10						
												78	A	Ga. Southern		7	12						
												78	H	Ga. Southern		3	9						
												91	A	Wofford		1	5						
												91	A	Wofford		5	8						
												91	A	Wofford		5	6						
												95	H	Samford		2	15						
												95	H	Samford		4	9						
												95	H	Samford		0	7						
LAST 10 GAMES						LAST 10 GAMES						LAST 10 GAMES											
241 N Western Caro.						5	6	68 H UNCG						3	4	273 H Towson						11	3
141 A Mercer						7	5	68 H UNCG						5	14	283 H La Salle						4	6
141 A Mercer						5	4	67 A Col. of Charleston						6	10	283 H La Salle						8	7
141 A Mercer						3	6	166 A ETSU						5	11	283 H La Salle						7	6
68 H UNCG						3	14	166 A ETSU						13	6								

Non-Div. I Games:

The Citadel

Average RPI Win: 232		WON-LOST	WINNING	LAST 10	STRENGTH OF		OPP. STRENGTH	TEAM	ADJ		CONF.	ADJ CONF.
Average RPI Loss: 159		RECORD	PCT. RANK	GAMES	SCHEDULE		OF SCHEDULE	RPI	RPI		RPI	RPI
DIV. I ONLY		17-35-0	.32692	258	5-5-0		239	264	245		.44711	245
DIV. I NON-CONF.		5-19-0	.20833	268	0-1-0		245	212	271		.42324	271
TOTALS		RPI 1-25	RPI 26-50		W-L RECORDS		RPI 51-100		RPI 101-150		RPI 150+	
17-35-0		0-1-0	0-1-0		OVERALL		2-10-0		1-4-0		14-19-0	
4-5-0		0-0-0	0-0-0		HOME		0-3-0		0-0-0		4-2-0	
11-27-0		0-1-0	0-1-0		AWAY		1-7-0		1-4-0		9-14-0	
2-3-0		0-0-0	0-0-0		NEUTRAL		1-0-0		0-0-0		1-3-0	
5-19-0		0-1-0	0-1-0		NON-CONFERENCE		1-1-0		1-4-0		3-12-0	
0-0-0		0-0-0	0-0-0		HOME		0-0-0		0-0-0		0-0-0	
3-16-0		0-1-0	0-0-		AWAY		0-1-0		1-4-0		2-9-0	
2-3-0		0-0-0	0-0-0		NEUTRAL		1-0-0		0-0-0		1-3-0	
12-16-0		0-0-0	0-0-0		CONFERENCE		1-9-0		0-0-0		11-7-0	
4-5-0		0-0-0	0-0-0		HOME		0-3-0		0-0-0		4-2-0	
8-11-0		0-0-0	0-0-0		AWAY		1-6-0		0-0-0		7-5-0	
0-0-0		0-0-0	0-0-0		NEUTRAL		0-0-0		0-0-0		0-0-0	
RPI S	Opponent	Score	RPI S	Opponent	Score	RPI S	Opponent	Score	RPI S	Opponent	Score	
16 A	UConn	2 13	34 A	LSU	0 7	75 A	Wagner	4 5	103 A	Rhode Island	3 5	
						75 A	Wagner	1 4	120 A	Kennesaw St.	2 3	
						75 A	Wagner	1 3	120 A	Kennesaw St.	4 2	
						75 H	Wagner	7 14	120 A	Kennesaw St.	6 7	
						75 H	Wagner	3 14	150 A	Hartford	10 12	
						75 H	Wagner	4 9	160 A	Monmouth	2 3	
						80 N	Southeastern La.	5 3	181 A	Stony Brook	7 17	
						81 A	Army West Point	3 12	181 N	Stony Brook	6 7	
						88 A	Bryant	6 15	189 A	Nicholls St.	6 21	
						88 A	Bryant	3 4	189 A	Nicholls St.	0 10	
						88 A	Bryant	4 5	195 A	Yale	2 5	
						88 A	Bryant	9 6	208 A	Fairfield	4 11	
									208 A	Fairfield	3 6	
									214 H	LIU Brooklyn	9 3	
									214 H	LIU Brooklyn	4 7	
									214 H	LIU Brooklyn	3 2	
									214 H	LIU Brooklyn	12 3	
									217 N	Tol edo	2 7	
									221 N	Maine	9 8	
									227 A	Saint Joseph's	1 13	
									253 A	Mt. St. Mary's	5 8	
									253 A	Mt. St. Mary's	5 6	
									253 A	Mt. St. Mary's	0 7	
									253 A	Mt. St. Mary's	0 7	
									253 H	Mt. St. Mary's	11 5	
									253 H	Mt. St. Mary's	6 7	
									257 N	Iona	5 6	
									266 A	Central Conn. St.	4 7	
									266 A	Central Conn. St.	9 5	
									266 A	Central Conn. St.	6 4	
									266 A	Central Conn. St.	20 9	
									281 A	Villanova	3 2	
									283 A	La Salle	0 2	
									290 A	Norfolk St.	9 4	
LAST 10 GAMES			LAST 10 GAMES			LAST 10 GAMES			LAST 10 GAMES			

Non-Div. I Games:

Sacred Heart

Sacred Heart

Average RPI Win: 233		WON-LOST RECORD		WINNING PCT. RANK		LAST 10 GAMES		STRENGTH OF SCHEDULE		OPP. STRENGTH OF SCHEDULE		TEAM RPI		ADJ RPI		CONF. RPI		ADJ CONF. RPI	
DIV. I ONLY		16-22-1		.42308 207		6-3-0		281		215		246		.44662 246		27		27	
DIV. I NON-CONF.		4-14-0		.22222 263		0-0-0		267		88		276		.41518 276		23		23	
TOTALS		RPI 1-25		RPI 26-50		W-L RECORDS		RPI 51-100		RPI 101-150		RPI 150+							
16-22-1		0-0-0		0-1-0		OVERALL		0-3-0		0-4-0		16-14-1							
8-3-0		0-0-0		0-0-0		HOME		0-0-0		0-0-0		8-3-0							
6-18-1		0-0-0		0-0-0		AWAY		0-3-0		0-4-0		6-11-1							
2-1-0		0-0-0		0-1-0		NEUTRAL		0-0-0		0-0-0		2-0-0							
4-14-0		0-0-0		0-1-0		NON-CONFERENCE		0-3-0		0-4-0		4-6-0							
1-1-0		0-0-0		0-0-0		HOME		0-0-0		0-0-0		1-1-0							
1-12-0		0-0-0		0-0-		AWAY		0-3-0		0-4-0		1-5-0							
2-1-0		0-0-0		0-1-0		NEUTRAL		0-0-0		0-0-0		2-0-0							
12-8-1		0-0-0		0-0-0		CONFERENCE		0-0-0		0-0-0		12-8-1							
7-2-0		0-0-0		0-0-0		HOME		0-0-0		0-0-0		7-2-0							
5-6-1		0-0-0		0-0-0		AWAY		0-0-0		0-0-0		5-6-1							
0-0-0		0-0-0		0-0-0		NEUTRAL		0-0-0		0-0-0		0-0-0							
RPI	S	Opponent	Score		RPI	S	Opponent	Score		RPI	S	Opponent	Score						
					35	N	Northeastern	8	10	55	A	Georgi a Tech	0	10					
										55	A	Georgi a Tech	5	11					
										55	A	Georgi a Tech	9	12					
										130	A	Cal Poly	2	11					
										130	A	Cal Poly	3	10					
										130	A	Cal Poly	0	5					
										134	A	San Jose St.	3	4					
										161	A	Harvard	3	11					
										161	A	Harvard	6	5					
										161	A	Harvard	17	18					
										167	A	Boston College	3	8					
										180	H	UMass Lowell	8	12					
										184	A	UC Santa Barbara	5	15					
										186	H	Col umbi a	3	12					
										186	H	Col umbi a	10	4					
										186	H	Col umbi a	5	4					
										187	N	Georgetown	4	1					
										195	A	Yale	4	5					
										195	A	Yale	3	10					
										195	A	Yale	3	1					
										223	H	Qui nni pi ac	11	4					
										229	A	CSU Bakersfi el d	5	7					
										229	A	CSU Bakersfi el d	1	4					
										229	A	CSU Bakersfi el d	11	9					
										229	A	CSU Bakersfi el d	4	9					
										239	A	Cornel l	5	3					
										239	A	Cornel l	4	2					
										239	A	Cornel l	3	8					
										258	A	Penn	7	8					
										258	A	Penn	5	4					
										258	A	Penn	4	4					
										269	H	Princeton	16	1					
										270	H	Brown	2	1					
										270	H	Brown	4	5					
										270	H	Brown	2	1					
										270	H	Brown	2	1					
										270	H	Brown	2	1					

Non-Div. I Games: Middlebury 12 1

Dartmouth

RPI	S	Opponent	Score	
281	N	Villanova	12	7

Dartmouth

D
a
r
t
m
o
u
t
h

D
a
r
t
m
o
u
t
h

Average RPI Win:	167	WON-LOST RECORD	WINNING PCT. RANK	LAST 10 GAMES		STRENGTH OF SCHEDULE	OPP. STRENGTH OF SCHEDULE	TEAM RPI	ADJ RPI	CONF. RPI	ADJ CONF. RPI	
DIV. I ONLY		15-37-0	.28846	269	1-9-0	186	180	247	.44618	247	21	21
DIV. I NON-CONF.		9-19-0	.32143	242	0-1-0	190	131	211	.47204	211	24	24
<hr/>												
TOTALS	RPI 1-25		RPI 26-50		W-L RECORDS		RPI 51-100		RPI 101-150		RPI 150+	
15-37-0	0-0-0		1-3-0		OVERALL		0-3-0		4-12-0		10-19-0	
6-11-0	0-0-0		0-1-0		HOME		0-0-0		0-0-0		6-10-0	
9-26-0	0-0-0		1-2-0		AWAY		0-3-0		4-12-0		4-9-0	
0-0-0	0-0-0		0-0-0		NEUTRAL		0-0-0		0-0-0		0-0-0	
<hr/>												
9-19-0	0-0-0		1-3-0		NON-CONFERENCE		0-0-0		4-6-0		4-10-0	
1-4-0	0-0-0		0-1-0		HOME		0-0-0		0-0-0		1-3-0	
8-15-0	0-0-0		1-0-		AWAY		0-0-0		4-6-0		3-7-0	
0-0-0	0-0-0		0-0-0		NEUTRAL		0-0-0		0-0-0		0-0-0	
<hr/>												
6-18-0	0-0-0		0-0-0		CONFERENCE		0-3-0		0-6-0		6-9-0	
5-7-0	0-0-0		0-0-0		HOME		0-0-0		0-0-0		5-7-0	
1-11-0	0-0-0		0-0-0		AWAY		0-3-0		0-6-0		1-2-0	
0-0-0	0-0-0		0-0-0		NEUTRAL		0-0-0		0-0-0		0-0-0	
<hr/>												
RPI	S	Opponent	Score	RPI	S	Opponent	Score	RPI	S	Opponent	Score	
				28	A	Mi ssi ssi ppi St.	2 4	87	A	New Mexi co St.	3 4	
				28	A	Mi ssi ssi ppi St.	2 1	87	A	New Mexi co St.	7 17	
				28	A	Mi ssi ssi ppi St.	3 5	87	A	New Mexi co St.	2 6	
				46	H	Ari zona	6 7					
										110	A UC Irvine	9 5
										110	A UC Irvine	8 5
										110	A UC Irvine	2 4
										115	A Sacramento St.	4 10
										115	A Sacramento St.	2 8
										115	A Sacramento St.	3 4
										124	A Grand Canyon	2 11
										124	A Grand Canyon	2 5
										124	A Grand Canyon	2 5
										125	A Southern Cali forni a	6 8
										125	A Southern Cali forni a	5 1
										125	A Southern Cali forni a	4 5
										140	A Sai nt Mary' s (CA)	2 7
										140	A Sai nt Mary' s (CA)	1 3
										140	A Sai nt Mary' s (CA)	6 3
										140	A Sai nt Mary' s (CA)	2 4
										154	H Ai r Force	6 12
										154	H Ai r Force	5 4
										157	A A&M-Corpus Christi	6 5
										157	A A&M-Corpus Christi	0 6
										157	A A&M-Corpus Christi	6 12
										157	A A&M-Corpus Christi	9 15
										170	A Paci fic	0 4
										170	A Paci fic	3 4
										170	A Paci fic	6 2
										170	A Paci fic	4 3
										182	H Seattle U	9 2
										182	H Seattle U	1 4
										182	H Seattle U	2 13
										193	A BYU	3 9
										193	H BYU	2 14
										209	A Utah	6 10
										209	H Utah	6 12
										216	H Northern Colo.	15 14

Non-Div. I Games:

Utah Valley

RPI	S	Opponent	Score	
216	H	Northern Colo.	4	8
216	H	Northern Colo.	15	5
229	H	CSU Bakersfi el d	2	6
229	H	CSU Bakersfi el d	6	7
229	H	CSU Bakersfi el d	3	7
236	H	UTRGV	6	1
236	H	UTRGV	10	1
236	H	UTRGV	2	4
261	A	Chi cago St.	1	4
261	A	Chi cago St.	3	4
261	A	Chi cago St.	1	0

Utah Valley

U
t
a
h
v
a
l
l
e
y

U
t
a
h
v
a
l
l
e
y

Average RPI Win: 149		WON-LOST	WINNING	LAST 10	STRENGTH OF		OPP. STRENGTH	TEAM	ADJ	CONF.	ADJ CONF.
Average RPI Loss: 123		RECORD	PCT. RANK	GAMES	SCHEDULE		OF SCHEDULE	RPI	RPI	RPI	RPI
DIV. I ONLY		15-37-0	.28846	269	3-7-0		121	125	248	.44499	248
DIV. I NON-CONF.		8-15-0	.34783	231	1-1-0		211	221	267	.42956	267
TOTALS		RPI 1-25	RPI 26-50		W-L RECORDS		RPI 51-100		RPI 101-150		RPI 150+
15-37-0		0-1-0	1-5-0		OVERALL		3-12-0		4-6-0		7-13-0
11-18-0		0-0-0	1-5-0		HOME		1-2-0		3-2-0		6-9-0
3-17-0		0-1-0	0-0-0		AWAY		1-9-0		1-4-0		1-3-0
1-2-0		0-0-0	0-0-0		NEUTRAL		1-1-0		0-0-0		0-1-0
8-15-0		0-1-0	0-0-0		NON-CONFERENCE		1-2-0		3-4-0		4-8-0
7-7-0		0-0-0	0-0-0		HOME		0-0-0		3-2-0		4-5-0
0-6-0		0-1-0	0-0-		AWAY		0-1-0		0-2-0		0-2-0
1-2-0		0-0-0	0-0-0		NEUTRAL		1-1-0		0-0-0		0-1-0
7-22-0		0-0-0	1-5-0		CONFERENCE		2-10-0		1-2-0		3-5-0
4-11-0		0-0-0	1-5-0		HOME		1-2-0		0-0-0		2-4-0
3-11-0		0-0-0	0-0-0		AWAY		1-8-0		1-2-0		1-1-0
0-0-0		0-0-0	0-0-0		NEUTRAL		0-0-0		0-0-0		0-0-0
RPI S	Opponent	Score	RPI S	Opponent	Score	RPI S	Opponent	Score	RPI S	Opponent	Score
12 A	East Carolina	3 10	33 H	Fla. Atlantic	5 10	60 A	Louisiana Tech	8 11	117 H	Richmond	4 2
			33 H	Fla. Atlantic	7 12	60 A	Louisiana Tech	2 3	128 A	VCU	3 9
			33 H	Fla. Atlantic	2 1	60 A	Louisiana Tech	3 11	128 H	VCU	7 1
			40 H	Southern Miss.	0 2	77 N	Iowa	1 4	135 H	Kansas St.	5 11
			40 H	Southern Miss.	4 9	79 A	Charlotte	3 4	135 H	Kansas St.	11 8
			40 H	Southern Miss.	2 9	79 A	Charlotte	3 5	135 H	Kansas St.	3 11
						79 A	Charlotte	7 0	136 A	FIU	7 8
						82 A	Virginia	0 4	136 A	FIU	4 3
						89 A	Rice	0 9	136 A	FIU	4 5
						89 A	Rice	3 4	146 A	Virginia Tech	5 6
						89 A	Rice	1 18	152 H	Middle Tenn.	8 7
						94 N	Saint Louis	8 3	152 H	Middle Tenn.	2 5
						100 H	UTSA	3 11	152 H	Middle Tenn.	5 10
						100 H	UTSA	7 0	165 H	Rutgers	4 3
						100 H	UTSA	1 11	165 H	Rutgers	6 9
									165 H	Rutgers	6 7
									171 A	VMI	6 7
									171 H	VMI	19 4
									201 H	UAB	3 6
									201 H	UAB	5 7
									201 H	UAB	12 0
									205 A	Marshall	8 2
									205 A	Marshall	6 11
									223 H	Quinnipiac	2 5
									223 H	Quinnipiac	6 8
									223 H	Quinnipiac	11 0
									242 A	William & Mary	3 4
									242 H	William & Mary	2 5
									249 N	Oakland	4 5
									290 H	Norfolk St.	9 1
			LAST 10 GAMES								
			60 A	Louisiana Tech	2 3	100 H	UTSA	7 0			
			60 A	Louisiana Tech	8 11	100 H	UTSA	1 11			
			60 A	Louisiana Tech	3 11	128 H	VCU	7 1			
			128 A	VCU	3 9	205 A	Marshall	8 2			
			100 H	UTSA	3 11	205 A	Marshall	6 11			

Non-Div. I Games:

Old Domini on

Average RPI Win:		217	WON-LOST RECORD		WINNING PCT. RANK		LAST 10 GAMES		STRENGTH OF SCHEDULE		OPP. STRENGTH OF SCHEDULE		TEAM RPI		ADJ RPI		CONF. RPI		ADJ CONF. RPI	
DIV. I ONLY			15-32-0		.31915 262		4-6-0		194		257		249		.4449 249		25		25	
DIV. I NON-CONF.			3-17-0		.15 283		0-1-0		94		186		258		.4362 258		26		26	
TOTALS		RPI 1-25		RPI 26-50		W-L RECORDS		RPI 51-100		RPI 101-150		RPI 150+								
15-32-0		0-0-0		0-3-0		OVERALL		2-10-0		0-2-0		13-17-0								
6-8-0		0-0-0		0-0-0		HOME		1-2-0		0-0-0		5-6-0								
8-19-0		0-0-0		0-3-0		AWAY		1-7-0		0-0-0		7-9-0								
1-5-0		0-0-0		0-0-0		NEUTRAL		0-1-0		0-2-0		1-2-0								
3-17-0		0-0-0		0-3-0		NON-CONFERENCE		0-6-0		0-2-0		3-6-0								
0-2-0		0-0-0		0-0-0		HOME		0-0-0		0-0-0		0-2-0								
2-11-0		0-0-0		0-0-		AWAY		0-5-0		0-0-0		2-3-0								
1-4-0		0-0-0		0-0-0		NEUTRAL		0-1-0		0-2-0		1-1-0								
12-15-0		0-0-0		0-0-0		CONFERENCE		2-4-0		0-0-0		10-11-0								
6-6-0		0-0-0		0-0-0		HOME		1-2-0		0-0-0		5-4-0								
6-8-0		0-0-0		0-0-0		AWAY		1-2-0		0-0-0		5-6-0								
0-1-0		0-0-0		0-0-0		NEUTRAL		0-0-0		0-0-0		0-1-0								
RPI	S	Opponent	Score		RPI	S	Opponent	Score		RPI	S	Opponent	Score		RPI	S	Opponent	Score		
			30	A	Kentucky		1	10		58	A	Michigan	3	10		109	N	Pittsburgh	3	9
			30	A	Kentucky		6	15		68	A	UNCG	8	13		109	N	Pittsburgh	0	2
			30	A	Kentucky		6	17		69	A	Wright St.	0	3		171	A	VMI	8	11
										69	A	Wright St.	6	5		171	A	VMI	11	10
										69	A	Wright St.	2	8		171	A	VMI	1	11
										69	H	Wright St.	2	17		203	A	Ill. -Chi cago	1	8
										69	H	Wright St.	2	14		203	A	Ill. -Chi cago	3	4
										69	H	Wright St.	6	4		203	A	Ill. -Chi cago	2	1
										77	N	Iowa	6	8		204	A	Central Mich.	4	8
										94	A	Saint Louis	4	6		204	H	Central Mich.	9	24
										94	A	Saint Louis	0	8		204	N	Central Mich.	3	16
										94	A	Saint Louis	3	9		218	A	Milwaukee	5	12
																218	A	Milwaukee	9	15
																218	A	Milwaukee	4	2
																218	H	Milwaukee	6	3
																218	H	Milwaukee	12	7
																218	H	Milwaukee	6	16
																219	A	Eastern Mich.	4	2
																219	H	Eastern Mich.	8	11
																248	N	Old Dominion	5	4
																263	A	Youngstown St.	17	4
																263	A	Youngstown St.	2	8
																263	H	Youngstown St.	1	5
																263	H	Youngstown St.	10	3
																263	H	Youngstown St.	16	6
																263	N	Youngstown St.	1	4
																278	A	Northern Ky.	14	12
																278	A	Northern Ky.	6	9
																278	A	Northern Ky.	13	4
																278	H	Northern Ky.	3	5
																278	H	Northern Ky.	6	9
																278	H	Northern Ky.	3	0
							</													

Non-Div. I Games:

Oakl and

Average RPI Win: 260		WON-LOST	WINNING	LAST 10	STRENGTH OF		OPP. STRENGTH	TEAM	ADJ		CONF.	ADJ CONF.			
Average RPI Loss: 161		RECORD	PCT. RANK	GAMES	SCHEDULE		OF SCHEDULE	RPI	RPI		RPI	RPI			
DIV. I ONLY		18-32-0	.36	242	3-7-0		235	283	250		29	29			
DIV. I NON-CONF.		2-17-0	.10526	287	0-0-0		66	220	263		29	29			
TOTALS		RPI 1-25	RPI 26-50		W-L RECORDS		RPI 51-100		RPI 101-150		RPI 150+				
18-32-0		0-2-0	0-1-0		OVERALL		0-5-0		1-9-0		17-15-0				
6-2-0		0-0-0	0-0-0		HOME		0-0-0		0-0-0		6-2-0				
6-20-0		0-2-0	0-0-0		AWAY		0-2-0		0-3-0		6-13-0				
6-10-0		0-0-0	0-1-0		NEUTRAL		0-3-0		1-6-0		5-0-0				
2-17-0		0-2-0	0-1-0		NON-CONFERENCE		0-5-0		0-2-0		2-7-0				
0-0-0		0-0-0	0-0-0		HOME		0-0-0		0-0-0		0-0-0				
2-11-0		0-2-0	0-0-		AWAY		0-2-0		0-0-0		2-7-0				
0-6-0		0-0-0	0-1-0		NEUTRAL		0-3-0		0-2-0		0-0-0				
16-15-0		0-0-0	0-0-0		CONFERENCE		0-0-0		1-7-0		15-8-0				
6-2-0		0-0-0	0-0-0		HOME		0-0-0		0-0-0		6-2-0				
4-9-0		0-0-0	0-0-0		AWAY		0-0-0		0-3-0		4-6-0				
6-4-0		0-0-0	0-0-0		NEUTRAL		0-0-0		1-4-0		5-0-0				
RPI S	Opponent	Score		RPI S	Opponent	Score		RPI S	Opponent	Score		RPI S	Opponent	Score	
13 A	Minnesota	2	6	47 N	Illinois	2	5	53 A	Wichita St.	0	10	131 A	Oral Roberts	9	14
13 A	Minnesota	0	1					59 A	Creighton	4	9	131 A	Oral Roberts	12	16
								86 N	Bradley	6	8	131 A	Oral Roberts	3	4
								86 N	Bradley	2	4	131 N	Oral Roberts	3	1
								86 N	Bradley	1	5	131 N	Oral Roberts	3	7
												131 N	Oral Roberts	1	8
												131 N	Oral Roberts	8	13
												131 N	Oral Roberts	3	11
												137 N	Austin Peay	2	4
												137 N	Austin Peay	3	9
												154 A	Air Force	7	8
												154 A	Air Force	7	11
												199 A	Southeast Mo. St.	6	5
												199 A	Southeast Mo. St.	7	4
												199 A	Southeast Mo. St.	8	12
												216 A	Northern Colo.	2	3
												216 A	Northern Colo.	7	11
												216 A	Northern Colo.	2	8
												216 A	Northern Colo.	4	5
												238 A	North Dakota St.	1	7
												238 A	North Dakota St.	14	15
												238 A	North Dakota St.	5	6
												238 H	North Dakota St.	5	4
												238 H	North Dakota St.	12	9
												238 N	North Dakota St.	13	7
												280 A	Western Ill.	6	3
												280 H	Western Ill.	6	9
												280 H	Western Ill.	13	7
												280 H	Western Ill.	3	4
												280 N	Western Ill.	8	4
												284 A	Omaha	6	2
												284 A	Omaha	5	8
												284 A	Omaha	3	5
												284 H	Omaha	14	4
				LAST 10 GAMES											
				131 N Oral Roberts				238 A North Dakota St.							
				238 N North Dakota St.				238 A North Dakota St.							
				280 N Western Ill.				280 H Western Ill.							
				131 N Oral Roberts				280 H Western Ill.							
				238 A North Dakota St.				280 H Western Ill.							

Non-Div. I Games:

South Dakota St.

South Dakota St.

Niagara

Ni agara

RPI	S	Opponent	Score	
257	H	Iona	2	10
263	A	Youngstown St.	5	11
264	A	Longwood	7	8
264	A	Longwood	15	2
264	A	Longwood	4	5
277	A	St. Bonaventure	11	9
277	H	St. Bonaventure	9	3
277	H	St. Bonaventure	10	1
285	H	Rider	6	5
285	H	Rider	8	2
285	H	Rider	20	8
295	A	Saint Peter's	8	5
295	A	Saint Peter's	18	5
295	A	Saint Peter's	9	1

Niagara

N
i
a
g
a
r
a

N
i
a
g
a
r
a

[illegible]

Non-Div. I Games:

Al bany (NY)

RPI	S	Opponent	Score	
222	A	Bi nghamton	6	4
232	A	UMBC	3	2
232	A	UMBC	1	6
232	N	UMBC	8	5
251	A	Niagara	5	7
259	H	Massachusetts	7	8
266	H	Central Conn. St.	2	4
273	A	Towson	7	8
273	A	Towson	2	0
273	A	Towson	15	3
293	A	Fai rlei gh Di cki nson	11	2
295	A	Sai nt Peter' s	10	6

Al bany (NY)

A
l
b
a
n
y
(
N
Y
)

A
l
b
a
n
y
(
N
Y
)

Average RPI Win:		243	WON-LOST RECORD		WINNING PCT. RANK	LAST 10 GAMES		STRENGTH OF SCHEDULE	OPP. STRENGTH OF SCHEDULE	TEAM RPI	ADJ RPI	CONF. RPI	ADJ CONF. RPI				
Average RPI Loss:		148															
DIV. I ONLY			21-33-0		.38889	224		2-8-0	253	268	253	.44106	253	26	26		
DIV. I NON-CONF.			6-18-0		.25	256		0-4-0	276	254	282	.4056	282	28	28		
TOTALS		RPI 1-25		RPI 26-50		W-L RECORDS		RPI 51-100		RPI 101-150		RPI 150+					
21-33-0		0-5-0		0-0-0		OVERALL		2-13-0		0-0-0		19-15-0					
12-6-0		0-0-0		0-0-0		HOME		1-2-0		0-0-0		11-4-0					
7-19-0		0-4-0		0-0-0		AWAY		1-9-0		0-0-0		6-6-0					
2-8-0		0-1-0		0-0-0		NEUTRAL		0-2-0		0-0-0		2-5-0					
6-18-0		0-5-0		0-0-0		NON-CONFERENCE		0-3-0		0-0-0		6-10-0					
2-1-0		0-0-0		0-0-0		HOME		0-0-0		0-0-0		2-1-0					
2-11-0		0-4-0		0-0-		AWAY		0-3-0		0-0-0		2-4-0					
2-6-0		0-1-0		0-0-0		NEUTRAL		0-0-0		0-0-0		2-5-0					
15-15-0		0-0-0		0-0-0		CONFERENCE		2-10-0		0-0-0		13-5-0					
10-5-0		0-0-0		0-0-0		HOME		1-2-0		0-0-0		9-3-0					
5-8-0		0-0-0		0-0-0		AWAY		1-6-0		0-0-0		4-2-0					
0-2-0		0-0-0		0-0-0		NEUTRAL		0-2-0		0-0-0		0-0-0					
RPI	S	Opponent		Score		RPI	S	Opponent		Score		RPI	S	Opponent		Score	
6	A	Florida St.		0	10							156	N	Hofstra		0	11
6	A	Florida St.		2	12							187	A	Georgetown		5	12
6	A	Florida St.		0	22							187	N	Georgetown		4	3
6	A	Florida St.		2	8							214	H	LIU Brooklyn		12	9
13	N	Minnesota		5	16							214	H	LIU Brooklyn		1	6
												214	H	LIU Brooklyn		3	2
												214	H	LIU Brooklyn		8	11
												232	A	UMBC		7	9
												240	A	Penn St.		2	7
												245	A	Sacred Heart		7	6
												245	A	Sacred Heart		5	11
												245	H	Sacred Heart		7	0
												245	H	Sacred Heart		7	0
												245	H	Sacred Heart		6	5
												245	H	Sacred Heart		8	5
												261	N	Chi cago St.		4	7
												266	A	Central Conn. St.		4	9
												266	A	Central Conn. St.		6	3
												266	A	Central Conn. St.		17	7
												266	A	Central Conn. St.		9	8
												275	A	Coppin St.		15	5
												275	H	Coppin St.		4	1
												276	N	Presbyteri an		2	13
												277	N	St. Bonaventure		9	14
												277	N	St. Bonaventure		0	3
												277	N	St. Bonaventure		16	6
												293	H	Fai rlei gh Di cki nson		7	6
												293	H	Fai rlei gh Di cki nson		8	4
												293	H	Fai rlei gh Di cki nson		14	1
												293	H	Fai rlei gh Di cki nson		2	3
												296	A	UMES		1	2
												296	A	UMES		4	3
												296	H	UMES		8	5
												296	H	UMES		5	9

Non-Div. I Games:

Mt. St. Mary's

Average RPI Win: 222		WON-LOST	WINNING	LAST 10	STRENGTH OF		OPP. STRENGTH	TEAM	ADJ	CONF.	ADJ CONF.
Average RPI Loss: 152		RECORD	PCT. RANK	GAMES	SCHEDULE		OF SCHEDULE	RPI	RPI	RPI	RPI
DIV. I ONLY		16-34-1	.32353	259	3-6-1		233	258	254	.44103	19
DIV. I NON-CONF.		12-14-0	.46154	168	1-1-0		254	288	188	.48249	20
TOTALS		RPI 1-25	RPI 26-50		W-L RECORDS		RPI 51-100		RPI 101-150		RPI 150+
16-34-1	0-0-0	0-0-0		OVERALL		1-10-0		0-6-0		15-18-1	
4-11-1	0-0-0	0-0-0		HOME		0-3-0		0-2-0		4-6-1	
10-22-0	0-0-0	0-0-0		AWAY		1-7-0		0-4-0		9-11-0	
2-1-0	0-0-0	0-0-0		NEUTRAL		0-0-0		0-0-0		2-1-0	
12-14-0	0-0-0	0-0-0		NON-CONFERENCE		1-5-0		0-1-0		11-8-0	
2-0-0	0-0-0	0-0-0		HOME		0-0-0		0-0-0		2-0-0	
8-13-0	0-0-0	0-0-0		AWAY		1-5-0		0-1-0		7-7-0	
2-1-0	0-0-0	0-0-0		NEUTRAL		0-0-0		0-0-0		2-1-0	
4-20-1	0-0-0	0-0-0		CONFERENCE		0-5-0		0-5-0		4-10-1	
2-11-1	0-0-0	0-0-0		HOME		0-3-0		0-2-0		2-6-1	
2-9-0	0-0-0	0-0-0		AWAY		0-2-0		0-3-0		2-4-0	
0-0-0	0-0-0	0-0-0		NEUTRAL		0-0-0		0-0-0		0-0-0	
RPI S Opponent	Score	RPI S Opponent	Score	RPI S Opponent	Score	RPI S Opponent	Score	RPI S Opponent	Score	RPI S Opponent	Score
				68 A UNCG	2 5	128 A VCU	6 8				
				68 A UNCG	5 13	144 A Navy	9 10				
				68 A UNCG	5 14	144 A Navy	0 6				
				81 A Army West Point	1 8	144 A Navy	9 20				
				81 A Army West Point	1 11	144 H Navy	4 10				
				81 H Army West Point	1 22	144 H Navy	7 9				
				81 H Army West Point	2 13	158 N Delaware	9 4				
				81 H Army West Point	5 10	160 H Monmouth	11 5				
				99 A Davidson	6 3	162 A Holy Cross	9 7				
				99 A Davidson	1 2	162 A Holy Cross	8 3				
				99 A Davidson	0 4	162 H Holy Cross	4 6				
						162 H Holy Cross	1 2				
						162 H Holy Cross	6 7				
						165 A Rutgers	2 4				
						171 A VMI	6 11				
						171 A VMI	1 8				
						171 A VMI	5 10				
						175 A George Mason	12 13				
						175 A George Mason	3 2				
						175 A George Mason	3 12				
						202 A Lehigh	2 5				
						202 H Lehigh	1 0				
						202 H Lehigh	2 5				
						202 H Lehigh	1 7				
						202 H Lehigh	8 7				
						211 A Bucknell I	1 2				
						211 A Bucknell I	5 9				
						211 A Bucknell I	1 5				
						211 H Bucknell I	3 3				
						211 H Bucknell I	1 7				
						227 A Saint Joseph's	9 1				
						240 N Penn St.	1 8				
						264 A Longwood	10 6				
						281 H Villanova	7 6				
LAST 10 GAMES				81 A Army West Point	1 8	144 H Navy	7 9				
				81 A Army West Point	1 11	144 H Navy	4 10				
				162 A Holy Cross	9 7	211 H Bucknell I	3 3				
				162 A Holy Cross	8 3	211 H Bucknell I	1 7				
				160 H Monmouth	11 5	240 N Penn St.	1 8				

Non-Div. I Games:

Lafayette

RPI	S	Opponent	Score	
285	N	Ri der	9	8
293	A	Fai rlei gh Di cki nson	10	2
296	A	UMES	6	2
296	A	UMES	4	12
296	A	UMES	8	0
296	A	UMES	5	3

Lafayette

L
a
f
a
y
e
t
t
e

L
a
f
a
y
e
t
t
e

Average RPI Win:		202	WON-LOST		WINNING		LAST 10		STRENGTH OF		OPP. STRENGTH		TEAM		ADJ		CONF.		ADJ CONF.	
Average RPI Loss:		146	RECORD		PCT. RANK		GAMES		SCHEDULE		OF SCHEDULE		RPI		RPI		RPI		RPI	
DIV. I ONLY			19-35-0		.35185	246	6-4-0		234		162		255		.44084	255	24		24	
DIV. I NON-CONF.			9-16-0		.36	225	0-0-0		182		72		224		.46192	224	21		21	
TOTALS		RPI 1-25		RPI 26-50		W-L RECORDS		RPI 51-100		RPI 101-150		RPI 150+								
19-35-0		1-2-0		1-2-0		OVERALL		1-4-0		0-11-0		16-16-0								
10-18-0		1-0-0		0-0-0		HOME		0-2-0		0-6-0		9-10-0								
9-15-0		0-2-0		1-2-0		AWAY		1-2-0		0-3-0		7-6-0								
0-2-0		0-0-0		0-0-0		NEUTRAL		0-0-0		0-2-0		0-0-0								
9-16-0		1-2-0		1-2-0		NON-CONFERENCE		1-4-0		0-0-0		6-8-0								
4-9-0		1-0-0		0-0-0		HOME		0-2-0		0-0-0		3-7-0								
5-7-0		0-2-0		1-0-		AWAY		1-2-0		0-0-0		3-1-0								
0-0-0		0-0-0		0-0-0		NEUTRAL		0-0-0		0-0-0		0-0-0								
10-19-0		0-0-0		0-0-0		CONFERENCE		0-0-0		0-11-0		10-8-0								
6-9-0		0-0-0		0-0-0		HOME		0-0-0		0-6-0		6-3-0								
4-8-0		0-0-0		0-0-0		AWAY		0-0-0		0-3-0		4-5-0								
0-2-0		0-0-0		0-0-0		NEUTRAL		0-0-0		0-2-0		0-0-0								
RPI	S	Opponent		Score		RPI	S	Opponent		Score		RPI	S	Opponent		Score				
9	A	Georgia		0	7	43	A	South Carolina		0	7	67	A	Col. of Charleston		3	2			
9	H	Georgia		5	4	43	A	South Carolina		4	2	67	H	Col. of Charleston		4	5			
11	A	Clemson		0	5	43	A	South Carolina		2	14	79	A	Charlotte		2	3			
												79	H	Charlotte		3	14			
												99	A	Davidson		3	4			

Non-Div. I Games:

Charleston So.

RPI	S	Opponent	Score	
262	H	UNC Asheville	12	7
264	H	Longwood	9	5
264	H	Longwood	6	0
264	H	Longwood	5	7
276	A	Presbyterian	4	2
276	A	Presbyterian	1	9
276	A	Presbyterian	4	7
289	A	Savannah St.	7	5
289	H	Savannah St.	6	5

Charleston So.

C
h
a
r
l
e
s
t
o
n
s
o
.

C
h
a
r
l
e
s
t
o
n
s
o
.

Average RPI Win:		230	WON-LOST RECORD		WINNING PCT. RANK		LAST 10 GAMES		STRENGTH OF SCHEDULE		OPP. STRENGTH OF SCHEDULE		TEAM RPI		ADJ RPI		CONF. RPI		ADJ CONF. RPI				
DIV. I ONLY			25-30-0		.45455	183	4-6-0		265		267		256		.44053		256		31		31		
DIV. I NON-CONF.			9-19-0		.32143	242	0-0-0		255		265		278		.4123		277		31		31		
<hr/>																							
TOTALS		RPI 1-25		RPI 26-50				W-L RECORDS				RPI 51-100				RPI 101-150				RPI 150+			
25-30-0		0-2-0		0-0-0				OVERALL				0-2-0				3-6-0				22-20-0			
15-16-0		0-1-0		0-0-0				HOME				0-2-0				1-1-0				14-12-0			
9-12-0		0-1-0		0-0-0				AWAY				0-0-0				2-4-0				7-6-0			
1-2-0		0-0-0		0-0-0				NEUTRAL				0-0-0				0-0-0				1-2-0			
9-19-0		0-2-0		0-0-0				NON-CONFERENCE				0-2-0				3-6-0				6-9-0			
6-13-0		0-1-0		0-0-0				HOME				0-2-0				1-1-0				5-9-0			
3-6-0		0-1-0		0-0-				AWAY				0-0-0				2-5-0				1-0-0			
0-0-0		0-0-0		0-0-0				NEUTRAL				0-0-0				0-0-0				0-0-0			
16-11-0		0-0-0		0-0-0				CONFERENCE				0-0-0				0-0-0				16-11-0			
9-3-0		0-0-0		0-0-0				HOME				0-0-0				0-0-0				9-3-0			
6-6-0		0-0-0		0-0-0				AWAY				0-0-0				0-0-0				6-6-0			
1-2-0		0-0-0		0-0-0				NEUTRAL				0-0-0				0-0-0				1-2-0			
RPI	S	Opponent		Score		RPI	S	Opponent		Score		RPI	S	Opponent		Score		RPI	S	Opponent		Score	
21	A	Jacksonville		1	2							85	H	FGCU		7	15	113	A	North Florida		2	10
21	H	Jacksonville		10	11							85	H	FGCU		12	13	113	A	North Florida		4	13
																		113	A	North Florida		6	8
																		113	H	North Florida		6	5
																		136	A	FIU		2	7
																		136	A	FIU		8	4
																		141	A	Mercer		10	11
																		141	A	Mercer		15	7
																		141	H	Mercer		4	13
																		194	A	Bethune-Cookman		2	5
																		194	A	Bethune-Cookman		6	3
																		194	A	Bethune-Cookman		9	5
																		194	H	Bethune-Cookman		4	1
																		194	H	Bethune-Cookman		4	6
																		194	H	Bethune-Cookman		7	1
																		194	N	Bethune-Cookman		3	9
																		205	H	Marshall		0	9
																		205	H	Marshall		5	17
																		205	H	Marshall		8	1
																		213	A	N. C. A&T		2	10
																		213	A	N. C. A&T		4	13
																		213	A	N. C. A&T		2	3
																		213	H	N. C. A&T		8	13
																		213	H	N. C. A&T		7	6
																		213	H	N. C. A&T		15	25
																		224	A	N. C. Central		7	4
																		224	A	N. C. Central		7	5
																		224	A	N. C. Central		1	6
																		224	H	N. C. Central		3	0
																		224	H	N. C. Central		4	2
																		224	H	N. C. Central		11	3
																		235	A	Alabama St.		13	10
																		235	H	Alabama St.		2	8
																		235	H	Alabama St.		5	2

Non-Div. I Games:

Florida A&M

Florida
A
&
M

RPI	S	Opponent	Score
235	H	Alabama St.	4 9
270	H	Brown	0 7
270	H	Brown	1 9
270	H	Brown	2 5
270	H	Brown	5 0
275	N	Coppin St.	3 5
287	H	Alcorn	11 3
287	H	Alcorn	5 8
287	H	Alcorn	21 4
287	H	Alcorn	2 7
289	A	Savannah St.	6 4
289	A	Savannah St.	13 5
289	A	Savannah St.	15 16
289	H	Savannah St.	9 8
289	H	Savannah St.	5 2
289	H	Savannah St.	8 5
296	N	UMES	14 4

F
l
o
r
i
d
a
A
&
M

Florida A&M

Average RPI Win:	233	WON-LOST RECORD	WINNING PCT. RANK	LAST 10 GAMES	STRENGTH OF SCHEDULE	OPP. STRENGTH OF SCHEDULE	TEAM RPI	ADJ RPI	CONF. RPI	ADJ CONF. RPI		
Average RPI Loss:	177											
DIV. I ONLY		16-31-0	.34043	251	6-4-0	242	277	257	.43832	257	28	28
DIV. I NON-CONF.		6-18-0	.25	256	0-1-0	123	282	235	.45417	235	27	27
<hr/>												
TOTALS	RPI 1-25	RPI 26-50		W-L RECORDS		RPI 51-100		RPI 101-150		RPI 150+		
16-31-0	0-0-0	0-2-0		OVERALL		0-3-0		1-8-0		15-18-0		
5-10-0	0-0-0	0-0-0		HOME		0-0-0		1-5-0		4-5-0		
10-20-0	0-0-0	0-2-0		AWAY		0-3-0		0-3-0		10-11-0		
1-1-0	0-0-0	0-0-0		NEUTRAL		0-0-0		0-0-0		1-1-0		
6-18-0	0-0-0	0-2-0		NON-CONFERENCE		0-3-0		0-3-0		6-10-0		
1-2-0	0-0-0	0-0-0		HOME		0-0-0		0-0-0		1-2-0		
4-15-0	0-0-0	0-0-		AWAY		0-3-0		0-3-0		4-7-0		
1-1-0	0-0-0	0-0-0		NEUTRAL		0-0-0		0-0-0		1-1-0		
10-13-0	0-0-0	0-0-0		CONFERENCE		0-0-0		1-5-0		9-8-0		
4-8-0	0-0-0	0-0-0		HOME		0-0-0		1-5-0		3-3-0		
6-5-0	0-0-0	0-0-0		AWAY		0-0-0		0-0-0		6-5-0		
0-0-0	0-0-0	0-0-0		NEUTRAL		0-0-0		0-0-0		0-0-0		
RPI	S	Opponent	Score	RPI	S	Opponent	Score	RPI	S	Opponent	Score	
				27	A	St. John's (NY)	1 9	79	A	Charlotte	2 9	
				27	A	St. John's (NY)	1 5	79	A	Charlotte	3 10	
								79	A	Charlotte	2 6	

Non-Div. I Games:

Iona

RPI	S	Opponent	Score	
264	A	Longwood	2	11
264	A	Longwood	7	6
285	A	Rider	3	9
285	A	Rider	12	0
290	A	Norfolk St.	6	1
295	H	Saint Peter's	15	2
295	H	Saint Peter's	19	2
295	H	Saint Peter's	1	7

Iona

I
o
n
a

I
o
n
a

Average RPI Win: 237		WON-LOST RECORD	WINNING PCT. RANK		LAST 10 GAMES	STRENGTH OF SCHEDULE		OPP. STRENGTH OF SCHEDULE		TEAM RPI	ADJ RPI		CONF. RPI	ADJ CONF. RPI	
Average RPI Loss: 192			16-25-1	.39286 220		5-5-0	287	271	258		.43775 258	27			27
DIV. I ONLY			7-14-0	.33333 235	1-1-0	284	281	262	.43217 262		23	23			
TOTALS		RPI 1-25		RPI 26-50		W-L RECORDS		RPI 51-100		RPI 101-150		RPI 150+			
16-25-1		0-0-0		0-0-0		OVERALL		0-3-0		1-2-0		15-20-1			
3-3-1		0-0-0		0-0-0		HOME		0-0-0		0-0-0		3-3-1			
11-20-0		0-0-0		0-0-0		AWAY		0-3-0		1-2-0		10-15-0			
2-2-0		0-0-0		0-0-0		NEUTRAL		0-0-0		0-0-0		2-2-0			
7-14-0		0-0-0		0-0-0		NON-CONFERENCE		0-3-0		1-2-0		6-9-0			
1-0-0		0-0-0		0-0-0		HOME		0-0-0		0-0-0		1-0-0			
4-12-0		0-0-0		0-0-		AWAY		0-3-0		1-2-0		3-7-0			
2-2-0		0-0-0		0-0-0		NEUTRAL		0-0-0		0-0-0		2-2-0			
9-11-1		0-0-0		0-0-0		CONFERENCE		0-0-0		0-0-0		9-11-1			
2-3-1		0-0-0		0-0-0		HOME		0-0-0		0-0-0		2-3-1			
7-8-0		0-0-0		0-0-0		AWAY		0-0-0		0-0-0		7-8-0			
0-0-0		0-0-0		0-0-0		NEUTRAL		0-0-0		0-0-0		0-0-0			
RPI	S	Opponent	Score	RPI	S	Opponent	Score	RPI	S	Opponent	Score	RPI	S	Opponent	Score
								91	A	Wofford	6 8	106	A	Northwestern St.	2 8
								91	A	Wofford	4 5	106	A	Northwestern St.	1 2
								91	A	Wofford	6 7	106	A	Northwestern St.	8 5
												151	A	Furman	4 12
												151	A	Furman	1 4
												158	A	Del aware	1 3
												160	A	Monmouth	1 3
												161	A	Harvard	6 5
												161	A	Harvard	5 14
												161	A	Harvard	2 5
												186	A	Col umbi a	4 20
												186	A	Col umbi a	6 8
												186	A	Col umbi a	3 2
												195	A	Yal e	2 1
												195	A	Yal e	4 0
												195	A	Yal e	3 4
												227	A	Sai nt Joseph' s	4 7
												230	A	USC Upstate	7 5
												230	A	USC Upstate	2 7
												230	A	USC Upstate	3 5
												239	H	Cornel l	9 10
												239	H	Cornel l	9 5
												239	H	Cornel l	6 7
												246	H	Dartmouth	4 4
												246	H	Dartmouth	8 7
												246	H	Dartmouth	4 5
												269	A	Princeton	10 1
												269	A	Princeton	0 3
												269	A	Princeton	7 2
												270	A	Brown	6 7
												270	A	Brown	9 8
												270	A	Brown	1 4
												281	A	Vi l l anova	7 1
												281	A	Vi l l anova	2 1
LAST 10 GAMES															
						195	A	Yal e	2	1	186	A	Col umbi a	4	20
						195	A	Yal e	4	0	186	A	Col umbi a	3	2
						195	A	Yal e	3	4	158	A	Del aware	1	3
						281	A	Vi l l anova	7	1	239	H	Cornel l	6	7
						186	A	Col umbi a	6	8	239	H	Cornel l	9	5

Non-Div. I Games:

Penn

RPI	S	Opponent	Score	
283	H	La Salle	17	7
293	N	Fairleigh Dickinson	3	7
293	N	Fairleigh Dickinson	1	3
293	N	Fairleigh Dickinson	16	8
293	N	Fairleigh Dickinson	6	3

P
e
n
n

P
e
n
n

Penn

Average RPI Win:		203	WON-LOST RECORD		WINNING PCT. RANK		LAST 10 GAMES		STRENGTH OF SCHEDULE		OPP. STRENGTH OF SCHEDULE		TEAM RPI		ADJ RPI		CONF. RPI		ADJ CONF. RPI				
DIV. I ONLY			15-29-0		.34091 250		2-8-0		248		218		259		.43663 259		18		18				
DIV. I NON-CONF.			9-11-0		.45 182		1-3-0		248		234		219		.46619 219		19		19				
TOTALS		RPI 1-25		RPI 26-50		W-L RECORDS		RPI 51-100		RPI 101-150		RPI 150+											
15-29-0		0-0-0		0-1-0		OVERALL		1-5-0		3-10-0		11-13-0											
3-12-0		0-0-0		0-0-0		HOME		0-0-0		1-5-0		2-7-0											
6-12-0		0-0-0		0-1-0		AWAY		0-3-0		2-2-0		4-6-0											
6-5-0		0-0-0		0-0-0		NEUTRAL		1-2-0		0-3-0		5-0-0											
9-11-0		0-0-0		0-1-0		NON-CONFERENCE		1-2-0		1-3-0		7-5-0											
0-3-0		0-0-0		0-0-0		HOME		0-0-0		0-0-0		0-3-0											
3-3-0		0-0-0		0-0-		AWAY		0-0-0		1-0-0		2-2-0											
6-5-0		0-0-0		0-0-0		NEUTRAL		1-2-0		0-3-0		5-0-0											
6-18-0		0-0-0		0-0-0		CONFERENCE		0-3-0		2-7-0		4-8-0											
3-9-0		0-0-0		0-0-0		HOME		0-0-0		1-5-0		2-4-0											
3-9-0		0-0-0		0-0-0		AWAY		0-3-0		1-2-0		2-4-0											
0-0-0		0-0-0		0-0-0		NEUTRAL		0-0-0		0-0-0		0-0-0											
RPI	S	Opponent		Score		RPI	S	Opponent		Score		RPI	S	Opponent		Score							
				35	A	Northeastern		8	10	86	N	Bradley		3	6	103	H	Rhode Island		3	6		
										86	N	Bradley		6	2	103	H	Rhode Island		4	3		
										88	N	Bryant		2	8	103	H	Rhode Island		1	3		
										94	A	Saint Louis		2	6	109	N	Pittsburgh		5	10		
										94	A	Saint Louis		7	11	109	N	Pittsburgh		0	9		
										94	A	Saint Louis		1	6	109	N	Pittsburgh		2	3		
																116	H	Fordham		8	10		
																116	H	Fordham		0	3		
																116	H	Fordham		1	4		
																117	A	Richmond		1	7		
																117	A	Richmond		2	1		
																117	A	Richmond		5	17		
																150	A	Hartford		11	4		
																167	A	Boston College		2	9		
																175	A	George Mason		1	0		
																175	A	George Mason		1	2		
																175	A	George Mason		2	11		
																180	H	UMass Lowell		1	4		
																181	A	Stony Brook		4	3		
																208	A	Fairfield		4	8		
																211	N	Bucknell		12	11		
																211	N	Bucknell		9	8		
																211	N	Bucknell		10	9		
																221	H	Maine		5	24		
																227	A	Saint Joseph's		1	3		
																227	A	Saint Joseph's		4	6		
																227	A	Saint Joseph's		7	1		
																237	H	Siena		1	5		
																252	A	Albany (NY)		8	7		
																266	N	Central Conn. St.		4	2		
																277	H	St. Bonaventure		5	6		
																277	H	St. Bonaventure		5	3		
																277	H	St. Bonaventure		5	7		
																283	H	La Salle		3	4		
LAST 10 GAMES																							
						227	A	Saint Joseph's		4	6	116	H	Fordham		0	3	237	H	Siena		1	5
						227	A	Saint Joseph's		1	3	116	H	Fordham		1	4	252	A	Albany (NY)		8	7
						227	A	Saint Joseph's		7	1	88	N	Bryant		2	8	266	N	Central Conn. St.		4	2
						208	A	Fairfield		4	8	181	A	Stony Brook		4	3	277	H	St. Bonaventure		5	6
						116	H	Fordham		8	10	221	H	Maine		5	24	277	H	St. Bonaventure		5	3

Non-Div. I Games:

Massachusetts

Massachusetts

Average RPI Win:		203	WON-LOST RECORD		WINNING PCT. RANK		LAST 10 GAMES		STRENGTH OF SCHEDULE		OPP. STRENGTH OF SCHEDULE		TEAM RPI		ADJ RPI		CONF. RPI		ADJ CONF. RPI	
DIV. I ONLY			17-36-0		.32075 261		3-7-0		210		190		260		.43599 260		17		17	
DIV. I NON-CONF.			8-15-0		.34783 231		0-1-0		258		249		269		.42488 269		18		17	
TOTALS		RPI 1-25		RPI 26-50		W-L RECORDS		RPI 51-100		RPI 101-150		RPI 150+								
17-36-0		0-1-0		0-0-0		OVERALL		2-7-0		1-8-0		14-20-0								
11-14-0		0-0-0		0-0-0		HOME		0-1-0		0-0-0		11-13-0								
6-20-0		0-1-0		0-0-0		AWAY		2-6-0		1-8-0		3-5-0								
0-2-0		0-0-0		0-0-0		NEUTRAL		0-0-0		0-0-0		0-2-0								
8-15-0		0-1-0		0-0-0		NON-CONFERENCE		1-2-0		0-3-0		7-9-0								
7-3-0		0-0-0		0-0-0		HOME		0-1-0		0-0-0		7-2-0								
1-10-0		0-1-0		0-0-		AWAY		1-1-0		0-3-0		0-5-0								
0-2-0		0-0-0		0-0-0		NEUTRAL		0-0-0		0-0-0		0-2-0								
9-21-0		0-0-0		0-0-0		CONFERENCE		1-5-0		1-5-0		7-11-0								
4-11-0		0-0-0		0-0-0		HOME		0-0-0		0-0-0		4-11-0								
5-10-0		0-0-0		0-0-0		AWAY		1-5-0		1-5-0		3-0-0								
0-0-0		0-0-0		0-0-0		NEUTRAL		0-0-0		0-0-0		0-0-0								
RPI	S	Opponent		Score		RPI	S	Opponent		Score		RPI	S	Opponent		Score				
15	A	Texas A&M		4	11															
								54 A Sam Houston St.		2	1	106	A	Northwestern St.		2	3			
								54 A Sam Houston St.		7	8	106	A	Northwestern St.		2	16			
								54 A Sam Houston St.		2	5	106	A	Northwestern St.		6	5			
								57 A TCU		5	15	112	A	Houston Baptist		2	13			
								57 H TCU		4	8	112	A	Houston Baptist		9	10			
								80 A Southeastern La.		2	11	112	A	Houston Baptist		3	8			
								80 A Southeastern La.		1	2	118	A	Texas St.		0	13			
								80 A Southeastern La.		3	7	118	A	Texas St.		3	6			
								100 A UTSA		5	1	118	A	Texas St.		6	7			
												157	H	A&M-Corpus Christi		2	9			
												157	H	A&M-Corpus Christi		11	10			
												157	H	A&M-Corpus Christi		4	6			
												183	A	UT Arlington		5	6			
												183	A	UT Arlington		9	10			
												183	H	UT Arlington		7	4			
												189	H	Nicholls St.		4	1			
												189	H	Nicholls St.		9	13			
												189	H	Nicholls St.		10	22			
												191	H	McNeese		5	7			
												191	H	McNeese		1	5			
												191	H	McNeese		3	12			
												196	H	Incarnate Word		7	10			
												196	H	Incarnate Word		3	7			
												196	H	Incarnate Word		1	8			
												197	H	La. -Monroe		13	11			
												197	H	La. -Monroe		7	9			
												197	H	La. -Monroe		10	7			
												204	N	Central Mich.		8	10			
												204	N	Central Mich.		3	5			
												215	H	Texas Southern		9	4			
												215	H	Texas Southern		5	4			
												225	H	Lamar University		3	7			
												225	H	Lamar University		4	2			
												225	H	Lamar University		5	3			
LAST 10 GAMES																				
								112 A Houston Baptist		2	13			225 H Lamar University		3	7			
								112 A Houston Baptist		3	8			225 H Lamar University		5	3			
								112 A Houston Baptist		9	10			189 H Nicholls St.		9	13			
								57 H TCU		4	8			189 H Nicholls St.		10	22			
								225 H Lamar University		4	2			189 H Nicholls St.		4	1			

Non-Div. I Games:

SFA

RPI	S	Opponent	Score	
236	A	UTRGV	5	11
236	A	UTRGV	4	6
271	H	Grambl i ng	14	3
274	A	Abi lene Chri sti an	16	3
274	A	Abi lene Chri sti an	13	6
274	A	Abi lene Chri sti an	11	7
279	H	Ark. -Pi ne Bl uff	6	11
294	A	Prai ri e Vi ew	2	8
294	H	Prai ri e Vi ew	13	6

SFA

S
F
A

S
F
A

Average RPI Win: 234		WON-LOST	WINNING	LAST 10	STRENGTH OF		OPP. STRENGTH	TEAM	ADJ		CONF.	ADJ CONF.
Average RPI Loss: 137		RECORD	PCT. RANK	GAMES	SCHEDULE		OF SCHEDULE	RPI	RPI		RPI	RPI
DIV. I ONLY		13-41-0	.24074	280	4-6-0		132	229	261		.43523	261
DIV. I NON-CONF.		6-24-0	.2	271	1-3-0		102	247	247		.44092	247
TOTALS		RPI 1-25	RPI 26-50		W-L RECORDS		RPI 51-100		RPI 101-150		RPI 150+	
13-41-0		0-1-0	0-6-0		OVERALL		0-9-0		0-6-0		13-19-0	
7-8-0		0-0-0	0-0-0		HOME		0-1-0		0-0-0		7-7-0	
2-30-0		0-0-0	0-5-0		AWAY		0-8-0		0-6-0		2-11-0	
4-3-0		0-1-0	0-1-0		NEUTRAL		0-0-0		0-0-0		4-1-0	
6-24-0		0-1-0	0-6-0		NON-CONFERENCE		0-6-0		0-0-0		6-11-0	
1-2-0		0-0-0	0-0-0		HOME		0-1-0		0-0-0		1-1-0	
1-19-0		0-0-0	0-0-		AWAY		0-5-0		0-0-0		1-9-0	
4-3-0		0-1-0	0-1-0		NEUTRAL		0-0-0		0-0-0		4-1-0	
7-17-0		0-0-0	0-0-0		CONFERENCE		0-3-0		0-6-0		7-8-0	
6-6-0		0-0-0	0-0-0		HOME		0-0-0		0-0-0		6-6-0	
1-11-0		0-0-0	0-0-0		AWAY		0-3-0		0-6-0		1-2-0	
0-0-0		0-0-0	0-0-0		NEUTRAL		0-0-0		0-0-0		0-0-0	
RPI S	Opponent	Score	RPI S	Opponent	Score	RPI S	Opponent	Score	RPI S	Opponent	Score	
13 N	Minnesota	5 16	29 N	Indiana	2 7	86 A	Bradley	1 16	115 A	Sacramento St.	0 10	
			31 A	Purdue	1 8	86 H	Bradley	3 8	115 A	Sacramento St.	0 10	
			44 A	UCF	0 8	87 A	New Mexico St.	2 15	115 A	Sacramento St.	1 13	
			44 A	UCF	0 10	87 A	New Mexico St.	7 12	124 A	Grand Canyon	5 13	
			44 A	UCF	1 20	87 A	New Mexico St.	4 12	124 A	Grand Canyon	2 11	
			48 A	Missouri	3 5	94 A	Saint Louis	2 7	124 A	Grand Canyon	2 3	
						94 A	Saint Louis	4 8	154 A	Air Force	7 17	
						94 A	Saint Louis	0 4	154 A	Air Force	2 10	
						97 A	Notre Dame	4 18	154 A	Air Force	5 12	
									182 H	Seattle U	0 10	
									182 H	Seattle U	1 13	
									182 H	Seattle U	1 10	
									198 A	Valparaiso	2 3	
									203 A	Ill. -Chicago	3 4	
									203 A	Ill. -Chicago	0 4	
									203 A	Ill. -Chicago	1 2	
									214 N	LIU Brooklyn	12 3	
									214 N	LIU Brooklyn	12 2	
									214 N	LIU Brooklyn	3 8	
									216 H	Northern Colo.	7 11	
									216 H	Northern Colo.	7 4	
									216 H	Northern Colo.	11 8	
									218 A	Milwaukee	0 3	
									218 H	Milwaukee	4 12	
									228 A	Eastern Ill.	14 8	
									229 A	CSU Bakersfield	2 12	
									229 A	CSU Bakersfield	6 3	
									229 A	CSU Bakersfield	2 14	
									231 A	Northwestern	7 9	
									231 H	Northwestern	8 7	
									236 H	UTRGV	7 6	
									236 H	UTRGV	5 4	
									236 H	UTRGV	4 8	
									247 H	Utah Valley	4 3	

Non-Div. I Games:

Chi cago St.

RPI	S	Opponent	Score	
247	H	Utah Valley	0	1
247	H	Utah Valley	4	1
253	N	Mt. St. Mary' s	7	4
277	N	St. Bonaventure	9	5

Chi cago St.

C
h
i
c
a
g
o
s
t
.

C
h
i
c
a
g
o
s
t
.

Average RPI Win:		177	WON-LOST RECORD		WINNING PCT. RANK		LAST 10 GAMES		STRENGTH OF SCHEDULE		OPP. STRENGTH OF SCHEDULE		TEAM RPI		ADJ RPI		CONF. RPI		ADJ CONF. RPI		
Average RPI Loss:		160																			
DIV. I ONLY			13-38-0		.2549 277		3-7-0		172		182		262		.43381 262		24		24		
DIV. I NON-CONF.			5-19-0		.20833 268		0-2-0		70		116		242		.45166 242		21		21		
TOTALS		RPI 1-25		RPI 26-50		W-L RECORDS		RPI 51-100		RPI 101-150		RPI 150+									
13-38-0		0-6-0		0-0-0		OVERALL		2-0-0		2-10-0		9-22-0									
7-13-0		0-0-0		0-0-0		HOME		1-0-0		1-5-0		5-8-0									
6-25-0		0-6-0		0-0-0		AWAY		1-0-0		1-5-0		4-14-0									
0-0-0		0-0-0		0-0-0		NEUTRAL		0-0-0		0-0-0		0-0-0									
5-19-0		0-6-0		0-0-0		NON-CONFERENCE		2-0-0		0-3-0		3-10-0									
3-5-0		0-0-0		0-0-0		HOME		1-0-0		0-0-0		2-5-0									
2-14-0		0-6-0		0-0-		AWAY		1-0-0		0-3-0		1-5-0									
0-0-0		0-0-0		0-0-0		NEUTRAL		0-0-0		0-0-0		0-0-0									
8-19-0		0-0-0		0-0-0		CONFERENCE		0-0-0		2-7-0		6-12-0									
4-8-0		0-0-0		0-0-0		HOME		0-0-0		1-5-0		3-3-0									
4-11-0		0-0-0		0-0-0		AWAY		0-0-0		1-2-0		3-9-0									
0-0-0		0-0-0		0-0-0		NEUTRAL		0-0-0		0-0-0		0-0-0									
RPI	S	Opponent		Score		RPI	S	Opponent		Score		RPI	S	Opponent		Score					
6	A	Florida St.		2	9					91	A	Wofford	10	4	107	H	Campbell I	20	7		
6	A	Florida St.		3	4					91	H	Wofford	5	3	107	H	Campbell I	1	10		
6	A	Florida St.		2	4										107	H	Campbell I	5	9		
8	A	North Carolina		5	11										111	H	High Point	4	8		
19	A	NC State		11	15										111	H	High Point	3	14		
19	A	NC State		2	6										111	H	High Point	1	3		
															129	A	Liberty	8	19		
															129	A	Liberty	7	4		
															129	A	Liberty	1	8		
															141	A	Mercer	4	5		
															141	A	Mercer	2	9		
															141	A	Mercer	4	15		
															166	A	ETSU	4	12		
															167	H	Boston College	0	8		
															168	H	Gardner-Webb	2	5		
															168	H	Gardner-Webb	12	10		
															168	H	Gardner-Webb	3	1		
															174	A	Lipscomb	6	3		
															174	A	Lipscomb	2	3		
															174	A	Lipscomb	2	4		
															178	H	Manhattan	3	8		
															178	H	Manhattan	2	16		
															178	H	Manhattan	9	3		
															200	A	Winthrop	0	3		
															200	A	Winthrop	3	4		
															200	A	Winthrop	1	2		
															210	A	Radford	5	12		
															210	A	Radford	8	2		
															210	A	Radford	5	4		
															224	A	N. C. Central	2	4		
															224	H	N. C. Central	3	6		
															230	A	USC Upstate	5	9		
															230	H	USC Upstate	3	10		
															241	H	Western Caro.	8	4		
LAST 10 GAMES				255 A Charleston So.				7	12	111 H High Point				1	3	210 A Radford				8	2
				255 A Charleston So.				1	4	224 A N. C. Central				2	4	210 A Radford				5	4
				255 A Charleston So.				7	1	8 A North Carolina				5	11	224 A N. C. Central				2	4
				111 H High Point				4	8	168 H Gardner-Webb				12	10	224 H N. C. Central				3	6
				111 H High Point				3	14	168 H Gardner-Webb				3	1	230 A USC Upstate				5	9
																230 H USC Upstate				3	10
																241 H Western Caro.				8	4

Non-Div. I Games:

UNC Asheville

RPI	S	Opponent	Score
255	A	Charleston So.	1 4
255	A	Charleston So.	7 1
255	A	Charleston So.	7 12
264	A	Longwood	12 15
264	A	Longwood	0 3
264	A	Longwood	0 5
276	H	Presbyterian	2 13
276	H	Presbyterian	7 5
276	H	Presbyterian	7 12

UNC Asheville

U
N
C
A
s
h
e
v
i
l
l
e

U
N
C
A
s
h
e
v
i
l
l
e

Average RPI Win:		249	WON-LOST RECORD		WINNING PCT. RANK		LAST 10 GAMES		STRENGTH OF SCHEDULE		OPP. STRENGTH OF SCHEDULE		TEAM RPI		ADJ RPI		CONF. RPI		ADJ CONF. RPI	
DIV. I ONLY			18-38-0		.32143 260		3-7-0		221		269		263		.43305 263		25		25	
DIV. I NON-CONF.			7-17-0		.29167 252		0-1-0		191		252		234		.45486 234		26		26	
TOTALS		RPI 1-25		RPI 26-50		W-L RECORDS		RPI 51-100		RPI 101-150		RPI 150+								
18-38-0		0-3-0		0-1-0		OVERALL		0-11-0		0-3-0		18-20-0								
9-11-0		0-0-0		0-0-0		HOME		0-4-0		0-0-0		9-7-0								
8-22-0		0-3-0		0-1-0		AWAY		0-4-0		0-3-0		8-11-0								
1-5-0		0-0-0		0-0-0		NEUTRAL		0-3-0		0-0-0		1-2-0								
7-17-0		0-3-0		0-1-0		NON-CONFERENCE		0-4-0		0-3-0		7-6-0								
2-1-0		0-0-0		0-0-0		HOME		0-1-0		0-0-0		2-0-0								
5-13-0		0-3-0		0-0-		AWAY		0-1-0		0-3-0		5-5-0								
0-3-0		0-0-0		0-0-0		NEUTRAL		0-2-0		0-0-0		0-1-0								
11-21-0		0-0-0		0-0-0		CONFERENCE		0-7-0		0-0-0		11-14-0								
7-10-0		0-0-0		0-0-0		HOME		0-3-0		0-0-0		7-7-0								
3-9-0		0-0-0		0-0-0		AWAY		0-3-0		0-0-0		3-6-0								
1-2-0		0-0-0		0-0-0		NEUTRAL		0-1-0		0-0-0		1-1-0								
RPI	S	Opponent		Score		RPI	S	Opponent		Score		RPI	S	Opponent		Score				
24	A	Louisville		0	11	37	A	Ohio St.		3	12	61	A	Kent St.		2	7			
24	A	Louisville		2	12							61	H	Kent St.		1	5			
24	A	Louisville		1	8							69	A	Wright St.		10	15			
												69	A	Wright St.		2	3			
												69	A	Wright St.		4	18			
												69	H	Wright St.		2	7			
												69	H	Wright St.		3	10			
												69	H	Wright St.		3	8			
												69	N	Wright St.		1	11			
												70	N	Seton Hall		3	11			
												97	N	Notre Dame		0	8			
								LAST 10 GAMES												
								218	N	Milwaukee		1	3	203	A	Ill. -Chi cago		2	6	
								69	N	Wright St.		1	11	61	H	Kent St.		1	5	
								249	N	Oakland		4	1	278	A	Northern Ky.		10	3	
								203	A	Ill. -Chi cago		5	8	278	A	Northern Ky.		14	7	
								203	A	Ill. -Chi cago		0	12	278	A	Northern Ky.		13	16	
														249	H	Oakland		4	17	
														249	H	Oakland		4	1	
														251	H	Niagara		11	5	
														267	A	Belmont		8	4	
														267	A	Belmont		1	5	
														267	A	Belmont		2	5	
														272	A	Ohio		10	9	
														278	A	Northern Ky.		13	16	

Non-Div. I Games:

Youngstown St.

RPI	S	Opponent	Score	
278	A	Northern Ky.	14	7
278	A	Northern Ky.	10	3
278	H	Northern Ky.	3	1
278	H	Northern Ky.	9	2
278	H	Northern Ky.	5	12
282	A	Bowling Green	9	6
282	H	Bowling Green	13	4

Youngstown St.

Y
o
u
n
g
s
t
o
w
n
s
t
.

Y
o
u
n
g
s
t
o
w
n
s
t
.

Average RPI Win: 216		WON-LOST	WINNING	LAST 10	STRENGTH OF		OPP. STRENGTH	TEAM	ADJ		CONF.	ADJ CONF.
Average RPI Loss: 165		RECORD	PCT. RANK	GAMES	SCHEDULE		OF SCHEDULE	RPI	RPI		RPI	RPI
DIV. I ONLY		17-38-0	.30909	264	3-7-0		201	238	266		.43066	264
DIV. I NON-CONF.		8-18-0	.30769	250	1-1-0		112	275	241		.45192	241
TOTALS		RPI 1-25	RPI 26-50		W-L RECORDS		RPI 51-100		RPI 101-150		RPI 150+	
17-38-0		0-4-0	0-0-0		OVERALL		0-1-0		3-13-0		14-20-0	
11-16-0		0-0-0	0-0-0		HOME		0-0-0		1-7-0		10-9-0	
6-20-0		0-4-0	0-0-0		AWAY		0-1-0		2-5-0		4-10-0	
0-2-0		0-0-0	0-0-0		NEUTRAL		0-0-0		0-1-0		0-1-0	
8-18-0		0-4-0	0-0-0		NON-CONFERENCE		0-1-0		1-5-0		7-8-0	
5-7-0		0-0-0	0-0-0		HOME		0-0-0		0-2-0		5-5-0	
3-11-0		0-4-0	0-0-		AWAY		0-1-0		1-3-0		2-3-0	
0-0-0		0-0-0	0-0-0		NEUTRAL		0-0-0		0-0-0		0-0-0	
9-20-0		0-0-0	0-0-0		CONFERENCE		0-0-0		2-8-0		7-12-0	
6-9-0		0-0-0	0-0-0		HOME		0-0-0		1-5-0		5-4-0	
3-9-0		0-0-0	0-0-0		AWAY		0-0-0		1-2-0		2-7-0	
0-2-0		0-0-0	0-0-0		NEUTRAL		0-0-0		0-1-0		0-1-0	
RPI S	Opponent	Score	RPI S	Opponent	Score	RPI S	Opponent	Score	RPI S	Opponent	Score	
14 A	Auburn	0 6				82 A	Virginia	0 6	107 H	Campbell	4 8	
14 A	Auburn	1 25							107 H	Campbell	1 15	
14 A	Auburn	0 3							107 H	Campbell	2 7	
20 A	Duke	3 9							107 N	Campbell	1 8	
									111 H	High Point	2 8	
									111 H	High Point	2 10	
									111 H	High Point	5 4	
									117 H	Richmond	2 3	
									128 A	VCU	2 12	
									129 A	Liberty	4 5	
									129 A	Liberty	8 6	
									129 A	Liberty	6 9	
									144 A	Navy	1 7	
									144 A	Navy	10 2	
									144 A	Navy	1 2	
									145 H	James Madison	5 10	
									168 H	Gardner-Webb	0 12	
									168 H	Gardner-Webb	1 5	
									168 H	Gardner-Webb	10 3	
									171 A	VMI	11 9	
									171 H	VMI	6 12	
									175 H	George Mason	13 10	
									200 A	Winthrop	7 15	
									200 A	Winthrop	0 8	
									200 A	Winthrop	3 4	
									200 N	Winthrop	4 7	
									210 H	Radford	4 5	
									210 H	Radford	4 18	
									210 H	Radford	4 3	
									224 H	N. C. Central	4 12	
									230 A	USC Upstate	2 14	
									230 A	USC Upstate	0 2	
									230 A	USC Upstate	3 1	
									251 H	Niagara	2 15	
			LAST 10 GAMES									
			200 N	Winthrop	4 7	276 A	Presbyterian	9 3				
			107 N	Campbell	1 8	276 A	Presbyterian	3 4				
			168 H	Gardner-Webb	0 12	276 A	Presbyterian	3 5				
			168 H	Gardner-Webb	10 3	117 H	Richmond	2 3				
			168 H	Gardner-Webb	1 5	144 A	Navy	10 2				

Non-Div. I Games:

Longwood

RPI	S	Opponent	Score	
251	H	Niagara	8	7
251	H	Niagara	5	4
254	H	Lafayette	6	10
255	A	Charleston So.	0	6
255	A	Charleston So.	5	9
255	A	Charleston So.	7	5
257	H	Iona	11	2
257	H	Iona	3	1
257	H	Iona	6	7
262	H	UNC Asheville	15	12
262	H	UNC Asheville	3	0
262	H	UNC Asheville	5	0
276	A	Presbyterian	9	3
276	A	Presbyterian	3	4
276	A	Presbyterian	3	5
290	A	Norfolk St.	2	9

Longwood

L
o
n
g
w
o
o
d

L
o
n
g
w
o
o
d

Average RPI Win:		142	WON-LOST RECORD		WINNING PCT. RANK		LAST 10 GAMES		STRENGTH OF SCHEDULE		OPP. STRENGTH OF SCHEDULE		TEAM RPI		ADJ RPI		CONF. RPI		ADJ CONF. RPI	
DIV. I ONLY			9-39-0		.1875	294	2-8-0		129		161		264		.43007	265	20		20	
DIV. I NON-CONF.			2-17-0		.10526	287	0-2-0		56		40		245		.44358	245	17		18	
TOTALS		RPI 1-25		RPI 26-50		W-L RECORDS		RPI 51-100		RPI 101-150		RPI 150+								
9-39-0		1-2-0		1-6-0		OVERALL		1-8-0		2-7-0		4-16-0								
4-10-0		0-0-0		0-0-0		HOME		0-0-0		0-0-0		4-10-0								
5-28-0		1-2-0		1-6-0		AWAY		1-8-0		2-7-0		0-5-0								
0-1-0		0-0-0		0-0-0		NEUTRAL		0-0-0		0-0-0		0-1-0								
2-17-0		0-0-0		1-6-0		NON-CONFERENCE		1-5-0		0-3-0		0-3-0								
0-0-0		0-0-0		0-0-0		HOME		0-0-0		0-0-0		0-0-0								
2-16-0		0-0-0		1-0-		AWAY		1-5-0		0-3-0		0-2-0								
0-1-0		0-0-0		0-0-0		NEUTRAL		0-0-0		0-0-0		0-1-0								
7-22-0		1-2-0		0-0-0		CONFERENCE		0-3-0		2-4-0		4-13-0								
4-10-0		0-0-0		0-0-0		HOME		0-0-0		0-0-0		4-10-0								
3-12-0		1-2-0		0-0-0		AWAY		0-3-0		2-4-0		0-3-0								
0-0-0		0-0-0		0-0-0		NEUTRAL		0-0-0		0-0-0		0-0-0								
RPI	S	Opponent		Score		RPI	S	Opponent		Score		RPI	S	Opponent		Score				
23	A	Tennessee Tech		5	12	39	A	Troy		2	14	76	A	Tennessee		0	9			
23	A	Tennessee Tech		4	3	39	A	Troy		2	6	76	A	Tennessee		1	15			
23	A	Tennessee Tech		11	13	39	A	Troy		4	10	92	A	Cincinnati		7	5			
						39	A	Troy		1	12	92	A	Cincinnati		3	4			
						40	A	Southern Miss.		2	16	92	A	Cincinnati		3	6			
						40	A	Southern Miss.		13	10	92	A	Cincinnati		1	6			
						40	A	Southern Miss.		4	13	96	A	Morehead St.		7	18			
												96	A	Morehead St.		2	25			
												96	A	Morehead St.		5	15			
														143 A Central Ark.		3	4			
														143 A Central Ark.		4	10			
														143 A Central Ark.		0	3			
														173 H Eastern Ky.		6	7			
														173 H Eastern Ky.		4	9			
														173 H Eastern Ky.		3	5			
														177 A Arkansas St.		5	13			
														188 N Memphis		0	10			
														199 H Southeast Mo. St.		7	8			
														199 H Southeast Mo. St.		1	17			
														199 H Southeast Mo. St.		8	7			
														220 H SIUE		7	1			
														220 H SIUE		9	5			
														220 H SIUE		6	17			
														228 H Eastern Ill.		3	2			
														228 H Eastern Ill.		9	10			
														228 H Eastern Ill.		6	16			
														243 H Murray St.		5	12			
														243 H Murray St.		3	11			
														267 A Belmont		3	6			
														267 A Belmont		11	14			
														267 A Belmont		8	9			
														268 A Evansville		6	10			
LAST 10 GAMES																				
						243	H	Murray St.		3	11	122	A	Jacksonville St.		3	9			
						243	H	Murray St.		5	12	268	A	Evansville		6	10			
						188	N	Memphis		0	10	228	H	Eastern Ill.		9	10			
						122	A	Jacksonville St.		8	1	228	H	Eastern Ill.		3	2			
						122	A	Jacksonville St.		5	6	228	H	Eastern Ill.		6	16			

Non-Div. I Games:

Christian Bros.

10 4

Union (TN)

11 5

Union (TN)

11 15

UT Martin

Average RPI Win: 230		WON-LOST	WINNING	LAST 10	STRENGTH OF		OPP. STRENGTH	TEAM	ADJ	CONF.	ADJ CONF.
Average RPI Loss: 173		RECORD	PCT. RANK	GAMES	SCHEDULE		OF SCHEDULE	RPI	RPI	RPI	RPI
DIV. I ONLY		18-28-0	.3913	223	5-5-0		256	276	267	.42999	266
DIV. I NON-CONF.		7-12-0	.36842	223	2-2-0		253	259	248	.44038	248
TOTALS		RPI 1-25	RPI 26-50		W-L RECORDS		RPI 51-100		RPI 101-150		RPI 150+
18-28-0	0-2-0	0-0-0		OVERALL		2-6-0		0-2-0		16-18-0	
11-13-0	0-1-0	0-0-0		HOME		2-2-0		0-0-0		9-10-0	
6-12-0	0-1-0	0-0-0		AWAY		0-4-0		0-1-0		6-5-0	
1-3-0	0-0-0	0-0-0		NEUTRAL		0-0-0		0-0-0		1-3-0	
7-12-0	0-2-0	0-0-0		NON-CONFERENCE		0-0-0		0-2-0		7-8-0	
3-3-0	0-1-0	0-0-0		HOME		0-0-0		0-0-0		3-2-0	
3-6-0	0-1-0	0-0-0		AWAY		0-0-0		0-2-0		3-3-0	
1-3-0	0-0-0	0-0-0		NEUTRAL		0-0-0		0-0-0		1-3-0	
11-16-0	0-0-0	0-0-0		CONFERENCE		2-6-0		0-0-0		9-10-0	
8-10-0	0-0-0	0-0-0		HOME		2-2-0		0-0-0		6-8-0	
3-6-0	0-0-0	0-0-0		AWAY		0-4-0		0-0-0		3-2-0	
0-0-0	0-0-0	0-0-0		NEUTRAL		0-0-0		0-0-0		0-0-0	
RPI S Opponent	Score		RPI S Opponent	Score		RPI S Opponent	Score		RPI S Opponent	Score	
16 A UConn	1	6				75 H Wagner	7	3	150 A Hartford	1	2
16 H UConn	3	7				75 H Wagner	2	5	150 A Hartford	0	3
						75 H Wagner	4	6	151 A Furman	8	12
						75 H Wagner	7	6	151 A Furman	10	2
						88 A Bryant	4	9	151 A Furman	1	9
						88 A Bryant	0	4	181 A Stony Brook	0	5
						88 A Bryant	1	6	208 H Fairfield	1	4
						88 A Bryant	0	3	214 A LIU Brooklyn	10	7
									214 A LIU Brooklyn	4	15
									214 A LIU Brooklyn	3	5
									214 H LIU Brooklyn	1	3
									214 H LIU Brooklyn	7	6
									214 H LIU Brooklyn	1	2
									222 H Binghamton	0	2
									222 H Binghamton	5	4
									223 A Quinnipiac	9	6
									237 H Siena	7	4
									238 N North Dakota St.	0	4
									238 N North Dakota St.	0	2
									238 N North Dakota St.	9	2
									245 H Sacred Heart	4	6
									245 H Sacred Heart	7	4
									245 H Sacred Heart	5	9
									245 H Sacred Heart	9	20
									252 A Albany (NY)	4	2
									253 H Mt. St. Mary's	7	17
									253 H Mt. St. Mary's	8	9
									253 H Mt. St. Mary's	3	6
									253 H Mt. St. Mary's	9	4
									259 N Massachusetts	2	4
									270 H Brown	17	2
									293 A Fairfield Dickinson	5	1
									293 A Fairfield Dickinson	5	2
									293 H Fairfield Dickinson	5	3
LAST 10 GAMES			LAST 10 GAMES			LAST 10 GAMES			LAST 10 GAMES		
222 H Binghamton	5	4	222 H Binghamton	0	2	253 H Mt. St. Mary's	8	9	253 H Mt. St. Mary's	3	6
222 H Binghamton	0	2	253 H Mt. St. Mary's	9	4	253 H Mt. St. Mary's	7	17	259 N Massachusetts	2	4
150 A Hartford	0	3	253 H Mt. St. Mary's	9	4	270 H Brown	17	2	293 A Fairfield Dickinson	5	1
293 A Fairfield Dickinson	5	1	223 A Quinnipiac	9	6	293 A Fairfield Dickinson	5	2	293 H Fairfield Dickinson	5	3
293 A Fairfield Dickinson	5	2									

Non-Div. I Games:

Central Conn. St.

RPI	S	Opponent	Score	
293	H	Fairleigh Dickinson	9	5
293	H	Fairleigh Dickinson	6	5

Central Conn. St.

C
e
n
t
r
a
l
C
o
n
n
.
S
t
.

C
e
n
t
r
a
l
C
o
n
n
.
S
t
.

Belmont

Belmont

Bel mont

RPI	S	Opponent	Score	
263	H	Youngstown St.	4	8
263	H	Youngstown St.	5	1
265	H	UT Martin	6	3
265	H	UT Martin	14	11
265	H	UT Martin	9	8
268	A	Evansville	1	9
268	H	Evansville	4	8
293	H	Fairleigh Dickinson	25	9

B
e
l
m
o
n
t

B
e
l
m
o
n
t

Bel mont

Average RPI Win:		221	WON-LOST RECORD		WINNING PCT. RANK		LAST 10 GAMES		STRENGTH OF SCHEDULE		OPP. STRENGTH OF SCHEDULE		TEAM RPI		ADJ RPI		CONF. RPI		ADJ CONF. RPI	
Average RPI Loss:		97																		
DIV. I ONLY			11-37-0		.22917 284		4-6-0		140		137		265		.42747 268		10		10	
DIV. I NON-CONF.			8-17-0		.32 244		2-0-0		204		196		244		.44193 246		8		8	
TOTALS		RPI 1-25		RPI 26-50		W-L RECORDS		RPI 51-100		RPI 101-150		RPI 150+								
11-37-0		0-4-0		0-5-0		OVERALL		1-14-0		2-9-0		8-5-0								
8-11-0		0-0-0		0-0-0		HOME		0-3-0		1-5-0		7-3-0								
2-22-0		0-0-0		0-0-0		AWAY		1-2-0		0-0-0		1-0-0								
1-4-0		0-1-0		0-1-0		NEUTRAL		0-0-0		1-1-0		0-1-0								
8-17-0		0-0-0		0-2-0		NON-CONFERENCE		0-9-0		1-3-0		7-3-0								
6-1-0		0-0-0		0-0-0		HOME		0-0-0		0-0-0		6-1-0								
1-14-0		0-0-0		0-0-		AWAY		0-9-0		0-3-0		1-1-0								
1-2-0		0-0-0		0-1-0		NEUTRAL		0-0-0		1-0-0		0-1-0								
3-20-0		0-4-0		0-3-0		CONFERENCE		1-5-0		1-6-0		1-2-0								
2-10-0		0-0-0		0-0-0		HOME		0-3-0		1-5-0		1-2-0								
1-8-0		0-3-0		0-3-0		AWAY		1-2-0		0-0-0		0-0-0								
0-2-0		0-1-0		0-0-0		NEUTRAL		0-0-0		0-1-0		0-0-0								
RPI	S	Opponent		Score		RPI	S	Opponent		Score		RPI	S	Opponent		Score				
25	A	Missouri St.		5 6		30	N	Kentucky		4 8		59	A	Creighton		7 12				
25	A	Missouri St.		2 8		36	A	DBU		1 3		59	A	Creighton		4 5				
25	A	Missouri St.		4 11		36	A	DBU		1 7		59	A	Creighton		1 2				
25	N	Missouri St.		0 10		36	A	DBU		1 11		72	A	Indiana St.		2 3				
						38	A	Vanderbilt		1 6		72	A	Indiana St.		9 14				
												72	A	Indiana St.		10 6				
												77	A	Iowa		3 10				
												77	A	Iowa		3 4				
												77	A	Iowa		3 8				
												85	A	FGCU		0 10				
												85	A	FGCU		3 7				
												85	A	FGCU		2 4				
												86	H	Bradley		3 14				
												86	H	Bradley		4 9				
												86	H	Bradley		5 8				

Non-Div. I Games: Oakland City 6 8 Oakland City 3 2 Southern Ind. 3 5 Evansville

Average RPI Win: 219		WON-LOST	WINNING	LAST 10	STRENGTH OF		OPP. STRENGTH	TEAM	ADJ		CONF.	ADJ CONF.					
Average RPI Loss: 159		RECORD	PCT. RANK	GAMES	SCHEDULE		OF SCHEDULE	RPI	RPI		RPI	RPI					
DIV. I ONLY		10-27-0	.27027	274	0-10-0		236	230	269	.42689	269	27	27				
DIV. I NON-CONF.		3-13-0	.1875	277	0-1-0		59	63	216	.46756	216	23	23				
<hr/>																	
TOTALS		RPI 1-25		RPI 26-50		W-L RECORDS		RPI 51-100		RPI 101-150		RPI 150+					
10-27-0		0-0-0		0-3-0		OVERALL		0-5-0		0-1-0		10-18-0					
3-11-0		0-0-0		0-0-0		HOME		0-1-0		0-0-0		3-10-0					
7-16-0		0-0-0		0-3-0		AWAY		0-4-0		0-1-0		7-8-0					
0-0-0		0-0-0		0-0-0		NEUTRAL		0-0-0		0-0-0		0-0-0					
3-13-0		0-0-0		0-3-0		NON-CONFERENCE		0-5-0		0-1-0		3-4-0					
0-2-0		0-0-0		0-0-0		HOME		0-1-0		0-0-0		0-1-0					
3-11-0		0-0-0		0-0-		AWAY		0-4-0		0-1-0		3-3-0					
0-0-0		0-0-0		0-0-0		NEUTRAL		0-0-0		0-0-0		0-0-0					
7-14-0		0-0-0		0-0-0		CONFERENCE		0-0-0		0-0-0		7-14-0					
3-9-0		0-0-0		0-0-0		HOME		0-0-0		0-0-0		3-9-0					
4-5-0		0-0-0		0-0-0		AWAY		0-0-0		0-0-0		4-5-0					
0-0-0		0-0-0		0-0-0		NEUTRAL		0-0-0		0-0-0		0-0-0					
RPI	S	Opponent	Score		RPI	S	Opponent	Score		RPI	S	Opponent	Score				
			43	A	South Carolina	2	9	65	A	UNCW	1	11	117	A	Richmond	3	7
			43	A	South Carolina	3	7	65	A	UNCW	5	7	160	A	Monmouth	1	2
			43	A	South Carolina	4	6	65	A	UNCW	5	8	160	H	Monmouth	1	7
								65	A	UNCW	8	9	161	H	Harvard	1	5
								70	H	Seton Hall	8	28	161	H	Harvard	6	13
													161	H	Harvard	3	8
													165	A	Rutgers	6	5
													186	A	Col umbi a	7	6
													186	A	Col umbi a	0	2
													186	A	Col umbi a	10	5
													187	A	Georgetown	3	5
													187	A	Georgetown	1	3
													187	A	Georgetown	5	3
													187	A	Georgetown	10	4
													195	H	Yale	0	6
													195	H	Yale	1	2
													195	H	Yale	3	8
													239	H	Cornel l	2	5
													239	H	Cornel l	10	4
													239	H	Cornel l	7	6
													246	A	Dartmouth	3	14
													246	A	Dartmouth	2	6
													246	A	Dartmouth	1	16
													258	H	Penn	2	7
													258	H	Penn	1	10
													258	H	Penn	3	0
													270	A	Brown	0	12
													270	A	Brown	7	4
													270	A	Brown	4	3
LAST 10 GAMES																	
			246	A	Dartmouth	2	6	195	H	Yale	0	6					
			246	A	Dartmouth	1	16	195	H	Yale	1	2					
			246	A	Dartmouth	3	14	161	H	Harvard	3	8					
			160	A	Monmouth	1	2	161	H	Harvard	6	13					
			195	H	Yale	3	8	161	H	Harvard	1	5					

Non-Div. I Games:

Princeton

Average RPI Win: 225		WON-LOST	WINNING	LAST 10	STRENGTH OF		OPP. STRENGTH	TEAM	ADJ	CONF.	ADJ CONF.
Average RPI Loss: 167		RECORD	PCT. RANK	GAMES	SCHEDULE		OF SCHEDULE	RPI	RPI	RPI	RPI
DIV. I ONLY		11-26-0	.2973	267	4-6-0		243	259	270	.42654	270
DIV. I NON-CONF.		5-11-0	.3125	247	1-1-0		73	200	165	.49343	165
TOTALS		RPI 1-25	RPI 26-50		W-L RECORDS		RPI 51-100		RPI 101-150		RPI 150+
11-26-0	0-0-0	1-3-0		OVERALL		0-5-0		0-1-0		10-17-0	
4-11-0	0-0-0	0-1-0		HOME		0-1-0		0-1-0		4-8-0	
7-15-0	0-0-0	1-2-0		AWAY		0-4-0		0-0-0		6-9-0	
0-0-0	0-0-0	0-0-0		NEUTRAL		0-0-0		0-0-0		0-0-0	
5-11-0	0-0-0	1-3-0		NON-CONFERENCE		0-5-0		0-1-0		4-2-0	
0-3-0	0-0-0	0-1-0		HOME		0-1-0		0-1-0		0-0-0	
5-8-0	0-0-0	1-0-		AWAY		0-4-0		0-0-0		4-2-0	
0-0-0	0-0-0	0-0-0		NEUTRAL		0-0-0		0-0-0		0-0-0	
6-15-0	0-0-0	0-0-0		CONFERENCE		0-0-0		0-0-0		6-15-0	
4-8-0	0-0-0	0-0-0		HOME		0-0-0		0-0-0		4-8-0	
2-7-0	0-0-0	0-0-0		AWAY		0-0-0		0-0-0		2-7-0	
0-0-0	0-0-0	0-0-0		NEUTRAL		0-0-0		0-0-0		0-0-0	
RPI S	Opponent	Score	RPI S	Opponent	Score	RPI S	Opponent	Score	RPI S	Opponent	Score
			35 H	Northeastern	4 10	73 A	Cal i forni a	9 10	103 H	Rhode I sl and	5 11
			36 A	DBU	9 5	73 A	Cal i forni a	6 11	161 A	Harvard	7 3
			36 A	DBU	2 17	73 A	Cal i forni a	3 4	161 A	Harvard	7 8
			36 A	DBU	4 14	73 A	Cal i forni a	6 7	161 A	Harvard	1 3
						88 H	Bryant	4 6	186 H	Col umbi a	4 5
									186 H	Col umbi a	2 8
									186 H	Col umbi a	0 2
									195 A	Yal e	1 7
									195 A	Yal e	2 5
									195 A	Yal e	4 6
									237 A	Si ena	7 2
									239 H	Cornel l	2 4
									239 H	Cornel l	7 6
									239 H	Cornel l	7 10
									246 A	Dartmouth	1 2
									246 A	Dartmouth	1 2
									246 A	Dartmouth	5 4
									256 A	Fl ori da A&M	7 0
									256 A	Fl ori da A&M	9 1
									256 A	Fl ori da A&M	5 2
									256 A	Fl ori da A&M	0 5
									258 H	Penn	8 9
									258 H	Penn	4 1
									258 H	Penn	7 6
									266 A	Central Conn. St.	2 17
									269 H	Pri nceton	4 7
									269 H	Pri nceton	3 4
									269 H	Pri nceton	12 0
LAST 10 GAMES			35 H	Northeastern	4 10	246 A	Dartmouth	1 2			
			239 H	Cornel l	2 4	246 A	Dartmouth	5 4			
			239 H	Cornel l	7 10	237 A	Si ena	7 2			
			239 H	Cornel l	7 6	161 A	Harvard	7 3			
			246 A	Dartmouth	1 2	161 A	Harvard	1 3			

Non-Div. I Games:

Brown

Average RPI Win:	263	WON-LOST RECORD	WINNING PCT. RANK	LAST 10 GAMES	STRENGTH OF SCHEDULE	OPP. STRENGTH OF SCHEDULE	TEAM RPI	ADJ RPI	CONF. RPI	ADJ CONF. RPI		
DIV. I ONLY		23-26-0	.46939	171	4-6-0	294	279	271	.42522	271	30	30
DIV. I NON-CONF.		2-12-0	.14286	284	0-2-0	148	18	268	.4282	268	30	30
<hr/>												
TOTALS	RPI 1-25	RPI 26-50		W-L RECORDS		RPI 51-100		RPI 101-150		RPI 150+		
23-26-0	0-1-0	0-1-0		OVERALL		0-2-0		1-6-0		22-16-0		
11-5-0	0-0-0	0-0-0		HOME		0-1-0		0-0-0		11-4-0		
8-17-0	0-1-0	0-1-0		AWAY		0-1-0		1-6-0		7-8-0		
4-4-0	0-0-0	0-0-0		NEUTRAL		0-0-0		0-0-0		4-4-0		
2-12-0	0-1-0	0-1-0		NON-CONFERENCE		0-2-0		1-6-0		1-2-0		
1-1-0	0-0-0	0-0-0		HOME		0-1-0		0-0-0		1-0-0		
1-11-0	0-1-0	0-0-		AWAY		0-1-0		1-6-0		0-2-0		
0-0-0	0-0-0	0-0-0		NEUTRAL		0-0-0		0-0-0		0-0-0		
21-14-0	0-0-0	0-0-0		CONFERENCE		0-0-0		0-0-0		21-14-0		
10-4-0	0-0-0	0-0-0		HOME		0-0-0		0-0-0		10-4-0		
7-6-0	0-0-0	0-0-0		AWAY		0-0-0		0-0-0		7-6-0		
4-4-0	0-0-0	0-0-0		NEUTRAL		0-0-0		0-0-0		4-4-0		
RPI	S	Opponent	Score	RPI	S	Opponent	Score	RPI	S	Opponent	Score	
3	A	Arkansas	6 7	34	A	LSU	3 10	60	A	Loui si ana Tech	0 8	
								60	H	Loui si ana Tech	1 12	
								106	A	Northwestern St.	3 7	
								120	A	Kennesaw St.	6 23	
								120	A	Kennesaw St.	7 26	
								120	A	Kennesaw St.	2 14	
								136	A	FIU	8 7	
								136	A	FIU	7 12	
								136	A	FIU	0 3	
								197	A	La. -Monroe	2 16	
								197	H	La. -Monroe	9 7	
								215	A	Texas Southern	3 11	
								215	A	Texas Southern	7 6	
								215	A	Texas Southern	1 8	
								215	H	Texas Southern	9 8	
								215	H	Texas Southern	7 18	
								215	H	Texas Southern	10 5	
								215	N	Texas Southern	3 18	
								235	N	Al abama St.	1 5	
								235	N	Al abama St.	5 1	
								235	N	Al abama St.	12 7	
								260	A	SFA	3 14	
								279	A	Ark. -Pine Bl uff	8 7	
								279	A	Ark. -Pine Bl uff	6 7	
								279	A	Ark. -Pine Bl uff	5 3	
								279	H	Ark. -Pine Bl uff	9 2	
								279	H	Ark. -Pine Bl uff	8 12	
								279	H	Ark. -Pine Bl uff	10 9	
								279	N	Ark. -Pine Bl uff	4 5	
								287	A	Al corn	15 2	
								287	H	Al corn	12 5	
								287	H	Al corn	8 7	
								287	N	Al corn	6 5	
								288	A	Southern U.	11 5	
								288	A	Southern U.	0 1	
								288	A	Southern U.	11 6	
LAST 10 GAMES												
215 N Texas Southern				3	18	60 H Loui si ana Tech				1	12	
235 N Al abama St.				5	1	106 A Northwestern St.				3	7	
235 N Al abama St.				1	5	215 A Texas Southern				7	6	
235 N Al abama St.				12	7	215 A Texas Southern				3	11	
292 N Mi ssi ssi ppi Val .				14	5	215 A Texas Southern				1	8	

Non-Div. I Games:

Wiley

15 5

Texas Col.

11 3

Wiley

6 5

Grambling

RPI	S	Opponent	Score	
288	H	Southern U.	10	6
288	H	Southern U.	19	18
288	H	Southern U.	2	13
288	N	Southern U.	7	8
292	N	Mississippi Val.	14	5
294	A	Prairie View	2	12
294	A	Prairie View	7	8
294	A	Prairie View	18	11
294	H	Prairie View	10	4
294	H	Prairie View	4	6
294	H	Prairie View	6	3

Grambl ing

G
r
a
m
b
l
i
n
g

G
r
a
m
b
l
i
n
g

Average RPI Win:		220	WON-LOST RECORD		WINNING PCT. RANK		LAST 10 GAMES		STRENGTH OF SCHEDULE		OPP. STRENGTH OF SCHEDULE		TEAM RPI		ADJ RPI		CONF. RPI		ADJ CONF. RPI										
DIV. I ONLY			20-32-0		.38462 230		1-9-0		289		256		272		.42389 272		22		22										
DIV. I NON-CONF.			11-14-0		.44 187		0-1-0		295		276		274		.41696 274		25		25										
TOTALS		RPI 1-25		RPI 26-50		W-L RECORDS		RPI 51-100		RPI 101-150		RPI 150+																	
20-32-0		0-0-0		0-1-0		OVERALL		2-2-0		2-5-0		16-24-0																	
4-10-0		0-0-0		0-0-0		HOME		0-0-0		0-3-0		4-7-0																	
10-16-0		0-0-0		0-1-0		AWAY		2-2-0		2-2-0		6-11-0																	
6-6-0		0-0-0		0-0-0		NEUTRAL		0-0-0		0-0-0		6-6-0																	
11-14-0		0-0-0		0-1-0		NON-CONFERENCE		0-1-0		1-0-0		10-12-0																	
0-2-0		0-0-0		0-0-0		HOME		0-0-0		0-0-0		0-2-0																	
5-6-0		0-0-0		0-0-		AWAY		0-1-0		1-0-0		4-4-0																	
6-6-0		0-0-0		0-0-0		NEUTRAL		0-0-0		0-0-0		6-6-0																	
9-18-0		0-0-0		0-0-0		CONFERENCE		2-1-0		1-5-0		6-12-0																	
4-8-0		0-0-0		0-0-0		HOME		0-0-0		0-3-0		4-5-0																	
5-10-0		0-0-0		0-0-0		AWAY		2-1-0		1-2-0		2-7-0																	
0-0-0		0-0-0		0-0-0		NEUTRAL		0-0-0		0-0-0		0-0-0																	
RPI	S	Opponent	Score		RPI	S	Opponent	Score		RPI	S	Opponent	Score																
					37	A	Ohio St.	0	4	61	A	Kent St.	3	5	111	A	High Point	11	7										
										61	A	Kent St.	6	4	148	H	Ball St.	1	4										
										61	A	Kent St.	5	3	148	H	Ball St.	1	15										
										96	A	Morehead St.	8	9	148	H	Ball St.	6	11										
															149	A	Miami (OH)	4	3										
															149	A	Miami (OH)	1	6										
															149	A	Miami (OH)	2	4										
															185	A	Dayton	3	6										
															204	A	Central Mich.	3	5										
															204	A	Central Mich.	2	4										
															204	A	Central Mich.	2	3										
															205	A	Marshall	2	6										
															205	H	Marshall	6	7										
															207	H	Western Mich.	6	7										
															207	H	Western Mich.	10	7										
															207	H	Western Mich.	6	10										
															217	A	Toledo	1	8										
															217	A	Toledo	2	3										
															217	A	Toledo	15	4										
															219	H	Eastern Mich.	5	4										
															219	H	Eastern Mich.	4	6										
															219	H	Eastern Mich.	3	4										
															221	N	Maine	1	5										
															221	N	Maine	7	5										
															221	N	Maine	1	2										
															221	N	Maine	6	2										
															230	A	USC Upstate	1	8										
															230	A	USC Upstate	10	5										
															230	A	USC Upstate	7	12										
															233	H	Northern Ill.	12	4										
															233	H	Northern Ill.	5	6										
															233	H	Northern Ill.	6	1										
															263	H	Youngstown St.	9	10										
															273	A	Towson	9	8										
LAST 10 GAMES																													
204 A Central Mich.					2					4					207 H Western Mich.					6					7				
204 A Central Mich.					3					5					263 H Youngstown St.					9					10				
204 A Central Mich.					2					3					148 H Ball St.					6					11				
207 H Western Mich.					6					10					148 H Ball St.					1					15				
207 H Western Mich.					10					7					148 H Ball St.					1					4				

Non-Div. I Games:	Shawnee St.	6	5
--------------------------	--------------------	----------	----------

Oh! o

RPI	S	Opponent	Score	
273	A	Towson	10	9
273	A	Towson	5	2
282	A	Bowl ing Green	1	3
282	A	Bowl ing Green	11	3
282	A	Bowl ing Green	4	6
284	N	Omaha	5	6
284	N	Omaha	5	2
284	N	Omaha	0	4
284	N	Omaha	4	1
285	N	Ri der	6	5
285	N	Ri der	10	2
285	N	Ri der	4	6
285	N	Ri der	5	6

Towson

Average RPI Win: 193		WON-LOST RECORD		WINNING PCT. RANK		LAST 10 GAMES		STRENGTH OF SCHEDULE		OPP. STRENGTH OF SCHEDULE		TEAM RPI		ADJ RPI		CONF. RPI		ADJ CONF. RPI	
DIV. I ONLY		13-42-0		.23636 282		1-9-0		179		232		273		.42334 273		13		13	
DIV. I NON-CONF.		7-24-0		.22581 262		0-1-0		260		290		287		.39363 287		15		15	
TOTALS		RPI 1-25		RPI 26-50		W-L RECORDS		RPI 51-100		RPI 101-150		RPI 150+							
13-42-0		0-0-0		0-3-0		OVERALL		3-6-0		0-16-0		10-17-0							
6-19-0		0-0-0		0-0-0		HOME		1-2-0		0-8-0		5-9-0							
7-23-0		0-0-0		0-3-0		AWAY		2-4-0		0-8-0		5-8-0							
0-0-0		0-0-0		0-0-0		NEUTRAL		0-0-0		0-0-0		0-0-0							
7-24-0		0-0-0		0-0-0		NON-CONFERENCE		1-2-0		0-10-0		6-12-0							
3-13-0		0-0-0		0-0-0		HOME		0-0-0		0-5-0		3-8-0							
4-11-0		0-0-0		0-0-		AWAY		1-2-0		0-5-0		3-4-0							
0-0-0		0-0-0		0-0-0		NEUTRAL		0-0-0		0-0-0		0-0-0							
6-18-0		0-0-0		0-3-0		CONFERENCE		2-4-0		0-6-0		4-5-0							
3-6-0		0-0-0		0-0-0		HOME		1-2-0		0-3-0		2-1-0							
3-12-0		0-0-0		0-3-0		AWAY		1-2-0		0-3-0		2-4-0							
0-0-0		0-0-0		0-0-0		NEUTRAL		0-0-0		0-0-0		0-0-0							
RPI	S	Opponent	Score	RPI	S	Opponent	Score	RPI	S	Opponent	Score	RPI	S	Opponent	Score				
				35	A	Northeastern	2 22	65	A	UNCW	14 3	102	A	Maryl and	7 8				
				35	A	Northeastern	1 2	65	A	UNCW	1 5	104	A	George Washington	2 13				
				35	A	Northeastern	6 23	65	A	UNCW	2 5	104	H	George Washi ngton	3 9				
								67	H	Col. of Charleston	3 8	108	A	Elon	4 16				
								67	H	Col. of Charleston	5 3	108	A	Elon	6 9				
								67	H	Col. of Charleston	5 13	108	A	Elon	1 6				
								87	A	New Mexico St.	3 13	117	A	Richmond	5 11				
								87	A	New Mexico St.	11 6	117	A	Richmond	5 10				
								87	A	New Mexico St.	4 24	117	A	Richmond	3 7				
												128	H	VCU	2 7				
												139	H	Marist	1 4				
												139	H	Marist	3 5				
												139	H	Marist	1 9				
												145	H	James Madi son	3 12				
												145	H	James Madi son	6 11				
												145	H	James Madi son	3 12				
												156	H	Hofstra	0 11				
												156	H	Hofstra	5 3				
												156	H	Hofstra	1 0				
												158	A	Del aware	3 6				
												158	A	Del aware	10 2				
												158	A	Del aware	1 2				
												175	A	George Mason	7 14				
												175	H	George Mason	9 16				
												211	A	Bucknell I	10 3				
												232	A	UMBC	0 13				
												232	H	UMBC	4 6				
												242	A	William & Mary	7 8				
												242	A	William & Mary	4 5				
												242	A	William & Mary	6 1				
												244	A	The Ci tadel	3 4				
												244	A	The Ci tadel	3 11				
												244	A	The Ci tadel	6 0				
												252	H	Albany (NY)	8 7				
LAST 10 GAMES				145	H	James Madi son	6 11	108	A	El on	1 6	242	A	William & Mary	4 5				
				145	H	James Madi son	3 12	102	A	Maryl and	7 8	242	A	William & Mary	6 1				
				145	H	James Madi son	3 12	67	H	Col. of Charleston	5 3	244	A	The Ci tadel	3 4				
				108	A	El on	6 9	67	H	Col. of Charleston	5 13	244	A	The Ci tadel	3 11				
				108	A	El on	4 16	67	H	Col. of Charleston	3 8	244	A	The Ci tadel	6 0				

Non-Div. I Games:

Towson

RPI	S	Opponent	Score	
252	H	Albany (NY)	3	15
252	H	Albany (NY)	0	2
272	H	Ohio	9	10
272	H	Ohio	8	9
272	H	Ohio	2	5
275	H	Coppin St.	9	4
296	H	UMES	8	15
297	A	Delaware St.	12	2
297	H	Delaware St.	6	2

T
O
W
S
O
N

T
O
W
S
O
N

Towson

Average RPI Win:	220	WON-LOST	WINNING	LAST 10	STRENGTH OF	OPP. STRENGTH	TEAM	ADJ	CONF.	ADJ CONF.		
Average RPI Loss:	157	RECORD	PCT. RANK	GAMES	SCHEDULE	OF SCHEDULE	RPI	RPI	RPI	RPI		
DIV. I ONLY		17-33-0	.34	253	2-8-0	252	214	275	.42224	274	17	17
DIV. I NON-CONF.		12-8-0	.6	86	2-1-0	286	284	225	.46175	225	18	17

TOTALS	RPI 1-25	RPI 26-50	W-L RECORDS	RPI 51-100	RPI 101-150	RPI 150+
17-33-0	0-1-0	0-0-0	OVERALL	1-5-0	3-9-0	13-18-0
13-15-0	0-0-0	0-0-0	HOME	0-1-0	3-6-0	10-8-0
4-18-0	0-1-0	0-0-0	AWAY	1-4-0	0-3-0	3-10-0
0-0-0	0-0-0	0-0-0	NEUTRAL	0-0-0	0-0-0	0-0-0
12-8-0	0-1-0	0-0-0	NON-CONFERENCE	1-2-0	0-0-0	11-5-0
10-3-0	0-0-0	0-0-0	HOME	0-1-0	0-0-0	10-2-0
2-5-0	0-1-0	0-0-	AWAY	1-1-0	0-0-0	1-3-0
0-0-0	0-0-0	0-0-0	NEUTRAL	0-0-0	0-0-0	0-0-0
5-25-0	0-0-0	0-0-0	CONFERENCE	0-3-0	3-9-0	2-13-0
3-12-0	0-0-0	0-0-0	HOME	0-0-0	3-6-0	0-6-0
2-13-0	0-0-0	0-0-0	AWAY	0-3-0	0-3-0	2-7-0
0-0-0	0-0-0	0-0-0	NEUTRAL	0-0-0	0-0-0	0-0-0

RPI S Opponent Score	RPI S Opponent Score	RPI S Opponent Score	RPI S Opponent Score
15 A Texas A&M 2 8		54 A Sam Houston St. 1 10	106 A Northwestern St. 1 6
		54 A Sam Houston St. 6 7	106 A Northwestern St. 0 5
		54 A Sam Houston St. 0 10	106 A Northwestern St. 1 9
		57 A TCU 4 2	112 H Houston Baptist 5 13
		57 H TCU 0 4	112 H Houston Baptist 20 23
		100 A UTSA 0 5	112 H Houston Baptist 4 3
			143 H Central Ark. 3 10
			143 H Central Ark. 8 9
			143 H Central Ark. 4 16
			147 H New Orleans 7 6
			147 H New Orleans 6 5
			147 H New Orleans 10 14
			157 H A&M-Corpus Christi 3 10
			157 H A&M-Corpus Christi 2 9
			157 H A&M-Corpus Christi 5 7
			183 A UT Arlington 0 3
			183 H UT Arlington 8 12
			191 A McNeese 2 3
			191 A McNeese 2 6
			191 A McNeese 9 3
			196 A Incarnate Word 2 5
			196 A Incarnate Word 7 8
			196 A Incarnate Word 6 7
			215 H Texas Southern 6 5
			215 H Texas Southern 6 8
			215 H Texas Southern 8 1
			223 H Qui nni pi ac 11 2
			223 H Qui nni pi ac 5 4
			223 H Qui nni pi ac 10 9
			225 A Lamar Uni versi ty 5 4
			225 A Lamar Uni versi ty 0 5
			225 A Lamar Uni versi ty 5 7
			237 A Si ena 2 3
			237 A Si ena 0 5

Non-Div. I Games:	Tex. Permian Basin	8 2	Dallas Christian	1 0	Dallas Christian	11 0	Baker	6 5	Abilene Christian
-------------------	--------------------	-----	------------------	-----	------------------	------	-------	-----	-------------------

RPI	S	Opponent	Score	
260	H	SFA	7	11
260	H	SFA	3	16
260	H	SFA	6	13
292	H	Mississippi Val.	8	7
292	H	Mississippi Val.	20	4
292	H	Mississippi Val.	15	6
292	H	Mississippi Val.	15	4
292	H	Mississippi Val.	11	3
294	A	Prairie View	16	0

Abilene Christian

Abilene Christian

Abilene Christian

Average RPI Win:	286	WON-LOST RECORD	WINNING PCT. RANK	LAST 10 GAMES	STRENGTH OF SCHEDULE	OPP. STRENGTH OF SCHEDULE	TEAM RPI	ADJ RPI	CONF. RPI	ADJ CONF. RPI	
Average RPI Loss:	193										
DIV. I ONLY	21-24-0	.46667	173	6-4-0	288	297	276	.42169	275	31	31
DIV. I NON-CONF.	1-17-0	.05556	292	1-1-0	141	280	291	.37949	291	31	31
<hr/>											
TOTALS	RPI 1-25	RPI 26-50		W-L RECORDS		RPI 51-100		RPI 101-150		RPI 150+	
21-24-0	0-0-0	0-0-0		OVERALL		0-2-0		0-5-0		21-17-0	
11-8-0	0-0-0	0-0-0		HOME		0-2-0		0-2-0		11-4-0	
9-14-0	0-0-0	0-0-0		AWAY		0-0-0		0-3-0		9-11-0	
1-2-0	0-0-0	0-0-0		NEUTRAL		0-0-0		0-0-0		1-2-0	
1-17-0	0-0-0	0-0-0		NON-CONFERENCE		0-2-0		0-5-0		1-10-0	
1-6-0	0-0-0	0-0-0		HOME		0-2-0		0-2-0		1-2-0	
0-11-0	0-0-0	0-0-		AWAY		0-0-0		0-3-0		0-8-0	
0-0-0	0-0-0	0-0-0		NEUTRAL		0-0-0		0-0-0		0-0-0	
20-7-0	0-0-0	0-0-0		CONFERENCE		0-0-0		0-0-0		20-7-0	
10-2-0	0-0-0	0-0-0		HOME		0-0-0		0-0-0		10-2-0	
9-3-0	0-0-0	0-0-0		AWAY		0-0-0		0-0-0		9-3-0	
1-2-0	0-0-0	0-0-0		NEUTRAL		0-0-0		0-0-0		1-2-0	
RPI	S	Opponent	Score	RPI	S	Opponent	Score	RPI	S	Opponent	Score
						75 H Wagner	2 3	104 A George Washington		5	16
						75 H Wagner	0 9	116 H Fordham		1	4
								116 H Fordham		8	10
								144 A Navy		3	11
								144 A Navy		1	3
								155 H NJIT		7	8
								173 A Eastern Ky.		1	15
								173 A Eastern Ky.		4	14
								173 A Eastern Ky.		8	10
								187 A Georgetown		9	16
								194 N Bethune-Cookman		3	8
								202 A Lehi gh		7	11
								213 A N. C. A&T		2	3
								213 A N. C. A&T		9	5
								213 N N. C. A&T		7	15
								232 A UMBC		2	7
								232 H UMBC		13	11
								253 A Mt. St. Mary' s		1	4
								253 H Mt. St. Mary' s		5	15
								256 N Flori da A&M		5	3
								273 A Towson		4	9
								290 A Norfol k St.		5	6
								290 A Norfol k St.		7	5
								290 A Norfol k St.		10	0
								290 A Norfol k St.		5	2
								290 A Norfol k St.		9	8
								290 H Norfol k St.		7	4
								290 H Norfol k St.		2	1
								290 H Norfol k St.		1	5
								296 A UMES		5	4
								296 A UMES		12	2
								296 A UMES		0	1
								296 H UMES		3	1
								296 H UMES		3	0
LAST 10 GAMES											
						194 N Bethune-Cookman	3 8	290 A Norfol k St.		5	2
						213 N N. C. A&T	7 15	104 A George Washi ngton		5	16
						256 N Flori da A&M	5 3	297 H Del aware St.		12	14
						232 H UMBC	13 11	297 H Del aware St.		12	8
						290 A Norfol k St.	9 8	297 H Del aware St.		4	1

Non-Div. I Games:

Coppin St.

RPI	S	Opponent	Score	
296	H	UMES	15	1
297	A	Del aware St.	11	4
297	A	Del aware St.	10	4
297	H	Del aware St.	3	2
297	H	Del aware St.	17	13
297	H	Del aware St.	12	14
297	H	Del aware St.	4	1
297	H	Del aware St.	2	0
297	H	Del aware St.	12	8

Coppin St.

C
o
p
p
i
n
s
t
.

C
o
p
p
i
n
s
t
.

Average RPI Win:		214	WON-LOST RECORD		WINNING PCT. RANK		LAST 10 GAMES		STRENGTH OF SCHEDULE		OPP. STRENGTH OF SCHEDULE		TEAM RPI		ADJ RPI		CONF. RPI		ADJ CONF. RPI				
DIV. I ONLY			15-39-0		.27778 272		2-8-0		215		217		277		.42086 276		24		24				
DIV. I NON-CONF.			7-20-0		.25926 255		0-2-0		158		246		264		.43074 264		21		21				
TOTALS		RPI 1-25		RPI 26-50				W-L RECORDS				RPI 51-100				RPI 101-150				RPI 150+			
15-39-0		0-2-0		1-3-0				OVERALL				1-3-0				2-8-0				11-23-0			
10-14-0		0-0-0		0-0-0				HOME				0-1-0				2-4-0				8-9-0			
4-22-0		0-2-0		1-2-0				AWAY				1-2-0				0-3-0				2-13-0			
1-3-0		0-0-0		0-1-0				NEUTRAL				0-0-0				0-1-0				1-1-0			
7-20-0		0-2-0		1-3-0				NON-CONFERENCE				1-3-0				0-1-0				5-11-0			
4-8-0		0-0-0		0-0-0				HOME				0-1-0				0-0-0				4-7-0			
2-9-0		0-2-0		1-0-				AWAY				1-2-0				0-0-0				0-3-0			
1-3-0		0-0-0		0-1-0				NEUTRAL				0-0-0				0-1-0				1-1-0			
8-19-0		0-0-0		0-0-0				CONFERENCE				0-0-0				2-7-0				6-12-0			
6-6-0		0-0-0		0-0-0				HOME				0-0-0				2-4-0				4-2-0			
2-13-0		0-0-0		0-0-0				AWAY				0-0-0				0-3-0				2-10-0			
0-0-0		0-0-0		0-0-0				NEUTRAL				0-0-0				0-0-0				0-0-0			
RPI	S	Opponent		Score		RPI	S	Opponent		Score		RPI	S	Opponent		Score		RPI	S	Opponent		Score	
11	A	Clemson		4	14	35	N	Northeastern		1	6	91	A	Wofford		9	2	107	H	Campbell		3	4
20	A	Duke		0	8	38	A	Vanderbil t		1	7	91	A	Wofford		8	9	107	H	Campbell		6	7
						38	A	Vanderbil t		2	15	91	H	Wofford		2	3	107	H	Campbell		3	6
						43	A	South Caroli na		7	4	99	A	Davi dson		4	8	109	N	Pittsburgh		3	4
																		111	A	High Poi nt		3	4
																		111	A	High Point		0	6
																		111	A	High Point		0	1
																		129	H	Liberty		13	7
																		129	H	Liberty		6	11
																		129	H	Liberty		8	7
																		158	N	Xavi er		5	6
																		161	H	Harvard		5	11
																		161	H	Harvard		5	7
																		161	H	Harvard		5	10
																		161	H	Harvard		1	2
																		168	A	Gardner-Webb		2	3
																		168	A	Gardner-Webb		4	5
																		168	A	Gardner-Webb		5	6
																		200	A	Winthrop		4	7
																		200	A	Winthrop		9	15
																		200	A	Winthrop		2	14
																		210	A	Radford		8	9
																		210	A	Radford		4	8
																		210	A	Radford		3	6
																		213	A	N. C. A&T		5	8
																		213	H	N. C. A&T		12	8
																		224	A	N. C. Central		2	7
																		224	H	N. C. Central		7	14
																		230	A	USC Upstate		3	10
																		230	H	USC Upstate		3	2
																		253	N	Mt. St. Mary' s		13	2
																		255	H	Charleston So.		9	1
																		255	H	Charleston So.		7	4
																		255	H	Charleston So.		2	4

Non-Div. I Games:

Presbyteria n

RPI	S	Opponent	Score	
262	A	UNC Asheville	5	7
262	A	UNC Asheville	13	2
262	A	UNC Asheville	12	7
264	H	Longwood	5	3
264	H	Longwood	3	9
264	H	Longwood	4	3
283	H	La Salle	7	3
283	H	La Salle	13	4
283	H	La Salle	4	5
283	H	La Salle	7	16

Presbyteri an

P
r
e
s
b
y
t
e
r
i
a
n

P
r
e
s
b
y
t
e
r
i
a
n

Average RPI Win:	190	WON-LOST RECORD	WINNING PCT. RANK	LAST 10 GAMES	STRENGTH OF SCHEDULE	OPP. STRENGTH OF SCHEDULE	TEAM RPI	ADJ RPI	CONF. RPI	ADJ CONF. RPI							
Average RPI Loss:	178																
DIV. I ONLY	10-33-0	.23256	283	1-9-0	202	255	278	.42084	277	18	18						
DIV. I NON-CONF.	4-18-0	.18182	278	0-5-0	226	289	286	.39983	286	19	19						
<hr/>																	
TOTALS	RPI 1-25	RPI 26-50		W-L RECORDS		RPI 51-100		RPI 101-150		RPI 150+							
10-33-0	0-0-0	0-0-0		OVERALL		0-2-0		4-11-0		6-20-0							
2-11-0	0-0-0	0-0-0		HOME		0-2-0		2-6-0		0-3-0							
6-16-0	0-0-0	0-0-0		AWAY		0-0-0		2-5-0		4-10-0							
2-6-0	0-0-0	0-0-0		NEUTRAL		0-0-0		0-0-0		2-6-0							
4-18-0	0-0-0	0-0-0		NON-CONFERENCE		0-0-0		1-5-0		3-13-0							
0-4-0	0-0-0	0-0-0		HOME		0-0-0		0-2-0		0-2-0							
2-8-0	0-0-0	0-0-		AWAY		0-0-0		1-3-0		1-5-0							
2-6-0	0-0-0	0-0-0		NEUTRAL		0-0-0		0-0-0		2-6-0							
6-15-0	0-0-0	0-0-0		CONFERENCE		0-2-0		3-6-0		3-7-0							
2-7-0	0-0-0	0-0-0		HOME		0-2-0		2-4-0		0-1-0							
4-8-0	0-0-0	0-0-0		AWAY		0-0-0		1-2-0		3-6-0							
0-0-0	0-0-0	0-0-0		NEUTRAL		0-0-0		0-0-0		0-0-0							
RPI	S	Opponent	Score	RPI	S	Opponent	Score	RPI	S	Opponent	Score						
								94 H Saint Louis				4	8				
								94 H Saint Louis				1	9				
												103 A Rhode Island				4	3
												103 A Rhode Island				7	14
												103 A Rhode Island				7	8
												104 H George Washington				8	5
												104 H George Washington				2	5
												104 H George Washington				4	11
												128 H VCU				3	2
												128 H VCU				4	11
												128 H VCU				2	8
												133 A Canisius				0	11
												133 H Canisius				5	6
												133 H Canisius				8	15
												145 A James Madison				5	9
												145 A James Madison				3	14
												145 A James Madison				1	0
												165 N Rutgers				4	13
												175 A George Mason				0	4
												175 A George Mason				6	7
												175 A George Mason				0	6
												185 A Dayton				0	12
												185 A Dayton				4	7
												185 A Dayton				2	0
207 N Western Mich.				2	9												
207 N Western Mich.				4	8												
207 N Western Mich.				0	1												
213 A N. C. A&T				8	7												
213 A N. C. A&T				3	4												
213 A N. C. A&T				4	5												
222 H Binghamton				3	4												
227 H Saint Joseph's				3	4												
240 A Penn St.				2	10												
251 A Niagara				1	10												
251 A Niagara				3	9												
251 H Niagara				9	11												

Non-Div. I Games:

St. Bonaventure

RPI	S	Opponent	Score	
253	N	Mt. St. Mary's	14	9
253	N	Mt. St. Mary's	6	16
253	N	Mt. St. Mary's	3	0
259	A	Massachusetts	7	5
259	A	Massachusetts	6	5
259	A	Massachusetts	3	5
261	N	Chi cago St.	5	9

St. Bonaventure

S
t
.
B
o
n
a
v
e
n
t
u
r
e

S
t
.
B
o
n
a
v
e
n
t
u
r
e

Average RPI Win: 194		WON-LOST	WINNING	LAST 10	STRENGTH OF		OPP. STRENGTH	TEAM	ADJ	CONF.	ADJ CONF.
Average RPI Loss: 178		RECORD	PCT. RANK	GAMES	SCHEDULE		OF SCHEDULE	RPI	RPI	RPI	RPI
DIV. I ONLY		13-38-0	.2549	277	2-8-0		224	262	274	.42072	278
DIV. I NON-CONF.		4-16-0	.2	271	0-1-0		188	172	252	.43697	255
TOTALS		RPI 1-25	RPI 26-50		W-L RECORDS		RPI 51-100		RPI 101-150		RPI 150+
13-38-0		0-1-0	1-0-0		OVERALL		1-6-0		0-3-0		11-28-0
4-14-0		0-0-0	0-0-0		HOME		1-2-0		0-1-0		3-11-0
9-23-0		0-1-0	1-0-0		AWAY		0-4-0		0-2-0		8-16-0
0-1-0		0-0-0	0-0-0		NEUTRAL		0-0-0		0-0-0		0-1-0
4-16-0		0-1-0	1-0-0		NON-CONFERENCE		0-1-0		0-3-0		3-11-0
0-3-0		0-0-0	0-0-0		HOME		0-0-0		0-1-0		0-2-0
4-13-0		0-1-0	1-0-		AWAY		0-1-0		0-2-0		3-9-0
0-0-0		0-0-0	0-0-0		NEUTRAL		0-0-0		0-0-0		0-0-0
9-22-0		0-0-0	0-0-0		CONFERENCE		1-5-0		0-0-0		8-17-0
4-11-0		0-0-0	0-0-0		HOME		1-2-0		0-0-0		3-9-0
5-10-0		0-0-0	0-0-0		AWAY		0-3-0		0-0-0		5-7-0
0-1-0		0-0-0	0-0-0		NEUTRAL		0-0-0		0-0-0		0-1-0
RPI S	Opponent	Score	RPI S	Opponent	Score	RPI S	Opponent	Score	RPI S	Opponent	Score
24 A	Louisville	2 7	30 A	Kentucky	8 6	69 A	Wright St.	0 12	149 A	Miami (OH)	0 2
						69 A	Wright St.	2 22	149 A	Miami (OH)	2 10
						69 A	Wright St.	6 13	149 H	Miami (OH)	9 11
						69 H	Wright St.	12 11	158 A	Xavier	3 14
						69 H	Wright St.	5 12	158 H	Xavier	5 7
						69 H	Wright St.	2 14	166 A	ETSU	2 7
						92 A	Cincinnati	3 5	166 A	ETSU	2 6
									166 A	ETSU	5 4
									173 A	Eastern Ky.	14 6
									173 H	Eastern Ky.	9 12
									174 A	Lipscomb	4 12
									174 A	Lipscomb	2 1
									174 A	Lipscomb	5 9
									174 A	Lipscomb	6 11
									197 A	La. -Monroe	9 21
									197 A	La. -Monroe	5 9
									197 A	La. -Monroe	10 13
									203 A	Ill. -Chicago	0 5
									203 A	Ill. -Chicago	6 1
									203 A	Ill. -Chicago	3 4
									203 H	Ill. -Chicago	6 11
									203 H	Ill. -Chicago	2 11
									203 H	Ill. -Chicago	5 14
									218 A	Milwaukee	3 9
									218 A	Milwaukee	9 10
									218 A	Milwaukee	7 1
									218 H	Milwaukee	8 2
									218 H	Milwaukee	4 14
									218 H	Milwaukee	4 8
									218 N	Milwaukee	1 13
									249 A	Oakland	5 3
									249 A	Oakland	0 3
									249 A	Oakland	9 6
									249 H	Oakland	9 6

Non-Div. I Games: Rio Grande 5 8 Miami-Hamilton 9 3

Northern Ky.

RPI	S	Opponent	Score	
249	H	Oakl and	4	13
249	H	Oakl and	12	14
263	A	Youngstown St.	2	9
263	A	Youngstown St.	12	5
263	A	Youngstown St.	1	3
263	H	Youngstown St.	3	10
263	H	Youngstown St.	7	14
263	H	Youngstown St.	16	13

Northern Ky.

N
o
r
t
h
e
r
n
K
y
.

N
o
r
t
h
e
r
n
K
y
.

Average RPI Win: 257		WON-LOST	WINNING	LAST 10	STRENGTH OF		OPP. STRENGTH	TEAM	ADJ		CONF.	ADJ CONF.
Average RPI Loss: 183		RECORD	PCT. RANK	GAMES	SCHEDULE		OF SCHEDULE	RPI	RPI		RPI	RPI
DIV. I ONLY		17-25-0	.40476	215	284		282	279	.4198		279	30
DIV. I NON-CONF.		3-12-0	.2	271	138		52	261	.4323		261	30
TOTALS		RPI 1-25	RPI 26-50		W-L RECORDS		RPI 51-100		RPI 101-150		RPI 150+	
17-25-0		0-1-0	0-1-0		OVERALL		1-5-0		0-2-0		16-16-0	
9-9-0		0-0-0	0-0-0		HOME		1-1-0		0-1-0		8-7-0	
6-13-0		0-1-0	0-1-0		AWAY		0-4-0		0-1-0		6-6-0	
2-3-0		0-0-0	0-0-0		NEUTRAL		0-0-0		0-0-0		2-3-0	
3-12-0		0-1-0	0-1-0		NON-CONFERENCE		1-5-0		0-2-0		2-3-0	
2-4-0		0-0-0	0-0-0		HOME		1-1-0		0-1-0		1-2-0	
1-8-0		0-1-0	0-0-		AWAY		0-4-0		0-1-0		1-1-0	
0-0-0		0-0-0	0-0-0		NEUTRAL		0-0-0		0-0-0		0-0-0	
14-13-0		0-0-0	0-0-0		CONFERENCE		0-0-0		0-0-0		14-13-0	
7-5-0		0-0-0	0-0-0		HOME		0-0-0		0-0-0		7-5-0	
5-5-0		0-0-0	0-0-0		AWAY		0-0-0		0-0-0		5-5-0	
2-3-0		0-0-0	0-0-0		NEUTRAL		0-0-0		0-0-0		2-3-0	
RPI S	Opponent	Score	RPI S	Opponent	Score	RPI S	Opponent	Score	RPI S	Opponent	Score	
5 A	Ole Miss	3 10	32 A	Baylor	4 14	55 A	Georgia Tech	0 8	143 A	Central Ark.	5 25	
						57 A	TCU	1 7	143 H	Central Ark.	1 9	
						59 H	Creighton	6 10	189 A	Nicholls St.	1 14	
						76 A	Tennessee	1 9	198 H	Valparaiso	8 12	
						93 A	Little Rock	6 12	198 H	Valparaiso	6 5	
						93 H	Little Rock	7 4	198 H	Valparaiso	7 14	
									215 A	Texas Southern	2 9	
									215 A	Texas Southern	0 10	
									215 A	Texas Southern	12 10	
									215 H	Texas Southern	4 7	
									215 H	Texas Southern	3 13	
									215 H	Texas Southern	6 5	
									226 N	Jackson St.	3 13	
									235 N	Alabama St.	8 5	
									260 A	SFA	11 6	
									271 A	Grambling	12 8	
									271 A	Grambling	2 9	
									271 A	Grambling	9 10	
									271 H	Grambling	3 5	
									271 H	Grambling	7 8	
									271 H	Grambling	7 6	
									271 N	Grambling	5 4	
									287 N	Alcorn	13 14	
									287 N	Alcorn	4 5	
									288 A	Southern U.	8 7	
									288 H	Southern U.	1 12	
									288 H	Southern U.	6 5	
									288 H	Southern U.	6 5	
									294 A	Prairie View	3 12	
									294 A	Prairie View	6 5	
									294 A	Prairie View	6 5	
									294 A	Prairie View	6 2	
									294 H	Prairie View	11 1	
									294 H	Prairie View	6 5	
									294 H	Prairie View	4 3	

Non-Div. I Games: Okla. Panhandle 11 1 Okla. Panhandle 5 1 Okla. Panhandle 5 1

Ark. -Pine Bluff

Average RPI Win:		243	WON-LOST RECORD		WINNING PCT. RANK		LAST 10 GAMES		STRENGTH OF SCHEDULE		OPP. STRENGTH OF SCHEDULE		TEAM RPI		ADJ RPI		CONF. RPI		ADJ CONF. RPI	
DIV. I ONLY			16-31-0		.34043 251		4-6-0		279		275		280		.41501 280		29		29	
DIV. I NON-CONF.			2-17-0		.10526 287		0-2-0		273		168		292		.37173 292		29		29	
TOTALS		RPI 1-25		RPI 26-50		W-L RECORDS		RPI 51-100		RPI 101-150		RPI 150+								
16-31-0		0-0-0		0-1-0		OVERALL		0-6-0		2-5-0		14-19-0								
8-7-0		0-0-0		0-0-0		HOME		0-2-0		2-2-0		6-3-0								
6-19-0		0-0-0		0-1-0		AWAY		0-4-0		0-3-0		6-11-0								
2-5-0		0-0-0		0-0-0		NEUTRAL		0-0-0		0-0-0		2-5-0								
2-17-0		0-0-0		0-1-0		NON-CONFERENCE		0-6-0		0-1-0		2-9-0								
1-3-0		0-0-0		0-0-0		HOME		0-2-0		0-1-0		1-0-0								
1-12-0		0-0-0		0-0-		AWAY		0-4-0		0-0-0		1-7-0								
0-2-0		0-0-0		0-0-0		NEUTRAL		0-0-0		0-0-0		0-2-0								
14-14-0		0-0-0		0-0-0		CONFERENCE		0-0-0		2-4-0		12-10-0								
7-4-0		0-0-0		0-0-0		HOME		0-0-0		2-1-0		5-3-0								
5-7-0		0-0-0		0-0-0		AWAY		0-0-0		0-3-0		5-4-0								
2-3-0		0-0-0		0-0-0		NEUTRAL		0-0-0		0-0-0		2-3-0								
RPI	S	Opponent	Score	RPI	S	Opponent	Score	RPI	S	Opponent	Score	RPI	S	Opponent	Score					
				29	A	Indiana	1 11	72	A	Indiana St.	4 5	123	H	Illinois St.	4 8					
								72	A	Indiana St.	0 2	131	A	Oral Roberts	1 3					
								77	H	Iowa	4 5	131	A	Oral Roberts	1 3					
								86	A	Bradley	2 9	131	A	Oral Roberts	2 19					
								86	H	Bradley	7 14	131	H	Oral Roberts	8 2					
								90	A	Kansas	6 19	131	H	Oral Roberts	1 0					
												131	H	Oral Roberts	4 5					
												152	A	Middle Tenn.	7 11					
												152	A	Middle Tenn.	0 2					
												152	A	Middle Tenn.	3 9					
												220	A	SIUE	4 3					
												220	H	SIUE	8 2					
												238	H	North Dakota St.	6 3					
												238	H	North Dakota St.	1 2					
												238	H	North Dakota St.	2 0					
												238	N	North Dakota St.	4 0					
												238	N	North Dakota St.	0 2					
												238	N	North Dakota St.	1 3					
												238	N	North Dakota St.	7 2					
												243	A	Murray St.	3 4					
												243	N	Murray St.	5 11					
												243	N	Murray St.	4 5					
												250	A	South Dakota St.	4 3					
												250	A	South Dakota St.	7 13					
												250	A	South Dakota St.	9 6					
												250	H	South Dakota St.	3 6					
												250	N	South Dakota St.	4 8					
												268	A	Evansville	0 8					
												268	A	Evansville	3 6					
												268	A	Evansville	0 4					
												284	A	Omaha	4 7					
												284	A	Omaha	12 8					
												284	A	Omaha	4 1					
												284	H	Omaha	5 8					
			</																	

Non-Div. I Games:	Maryville (MO)	4	3
--------------------------	-----------------------	----------	----------

Western III.

Western Illinois.

Western Illinois.

Western III.

Average RPI Win:	227	WON-LOST RECORD	WINNING PCT. RANK	LAST 10 GAMES	STRENGTH OF SCHEDULE	OPP. STRENGTH OF SCHEDULE	TEAM RPI	ADJ RPI	CONF. RPI	ADJ CONF. RPI	
Average RPI Loss:	141										
DIV. I ONLY	9-39-0	.1875	294	1-9-0	180	231	281	.41128	281	12	12
DIV. I NON-CONF.	8-22-0	.26667	253	0-2-0	257	285	281	.40604	281	14	14
<hr/>											
TOTALS	RPI 1-25	RPI 26-50		W-L RECORDS	RPI 51-100		RPI 101-150		RPI 150+		
9-39-0	0-0-0	0-4-0		OVERALL	1-10-0		0-6-0		8-19-0		
2-21-0	0-0-0	0-3-0		HOME	1-7-0		0-3-0		1-8-0		
6-13-0	0-0-0	0-0-0		AWAY	0-3-0		0-3-0		6-7-0		
1-5-0	0-0-0	0-1-0		NEUTRAL	0-0-0		0-0-0		1-4-0		
8-22-0	0-0-0	0-1-0		NON-CONFERENCE	1-4-0		0-3-0		7-14-0		
2-12-0	0-0-0	0-0-0		HOME	1-4-0		0-0-0		1-8-0		
5-5-0	0-0-0	0-0-		AWAY	0-0-0		0-3-0		5-2-0		
1-5-0	0-0-0	0-1-0		NEUTRAL	0-0-0		0-0-0		1-4-0		
1-17-0	0-0-0	0-3-0		CONFERENCE	0-6-0		0-3-0		1-5-0		
0-9-0	0-0-0	0-3-0		HOME	0-3-0		0-3-0		0-0-0		
1-8-0	0-0-0	0-0-0		AWAY	0-3-0		0-0-0		1-5-0		
0-0-0	0-0-0	0-0-0		NEUTRAL	0-0-0		0-0-0		0-0-0		
RPI	S	Opponent	Score	RPI	S	Opponent	Score	RPI	S	Opponent	Score
				27	H	St. John's (NY)	1 6	59	H	Creighton	2 3
				27	H	St. John's (NY)	3 6	59	H	Creighton	0 4
				27	H	St. John's (NY)	2 8	59	H	Creighton	1 6
				35	N	Northeastern	0 1	70	A	Seton Hall	1 2
								70	A	Seton Hall	2 11
								70	A	Seton Hall	2 8
								75	H	Wagner	4 8
								75	H	Wagner	2 7
								75	H	Wagner	7 8
								75	H	Wagner	5 6
								81	H	Army West Point	12 4
							</				

Non-Div. I Games:

Villanova

Average RPI Win:	209	WON-LOST RECORD	WINNING PCT. RANK	LAST 10 GAMES	STRENGTH OF SCHEDULE	OPP. STRENGTH OF SCHEDULE	TEAM RPI	ADJ RPI	CONF. RPI	ADJ CONF. RPI		
DIV. I ONLY		11-39-0	.22	287	1-9-0	237	241	282	.40927	282	22	22
DIV. I NON-CONF.		5-20-0	.2	271	0-2-0	242	235	275	.41642	275	25	25
<hr/>												
TOTALS	RPI 1-25	RPI 26-50		W-L RECORDS		RPI 51-100		RPI 101-150		RPI 150+		
11-39-0	0-1-0	0-0-0		OVERALL		0-7-0		3-6-0		8-25-0		
6-9-0	0-0-0	0-0-0		HOME		0-1-0		1-2-0		5-6-0		
4-29-0	0-1-0	0-0-0		AWAY		0-6-0		1-3-0		3-19-0		
1-1-0	0-0-0	0-0-0		NEUTRAL		0-0-0		1-1-0		0-0-0		
5-20-0	0-1-0	0-0-0		NON-CONFERENCE		0-4-0		1-2-0		4-13-0		
1-2-0	0-0-0	0-0-0		HOME		0-1-0		0-0-0		1-1-0		
3-17-0	0-1-0	0-0-		AWAY		0-3-0		0-1-0		3-12-0		
1-1-0	0-0-0	0-0-0		NEUTRAL		0-0-0		1-1-0		0-0-0		
6-19-0	0-0-0	0-0-0		CONFERENCE		0-3-0		2-4-0		4-12-0		
5-7-0	0-0-0	0-0-0		HOME		0-0-0		1-2-0		4-5-0		
1-12-0	0-0-0	0-0-0		AWAY		0-3-0		1-2-0		0-7-0		
0-0-0	0-0-0	0-0-0		NEUTRAL		0-0-0		0-0-0		0-0-0		
RPI	S	Opponent	Score	RPI	S	Opponent	Score	RPI	S	Opponent	Score	
19	A	NC State	1 11					107	A	Campbell I	3 17	
						58 A Mi chi gan	6 8	133	N	Can i si us	2 9	
						58 A Mi chi gan	7 10	133	N	Can i si us	12 10	
						58 A Mi chi gan	4 5	148	H	Ball I St.	6 9	
						61 A Kent St.	0 11	148	H	Ball I St.	3 9	
						61 A Kent St.	0 12	148	H	Ball I St.	6 5	
						61 A Kent St.	1 8	149	A	Mi ami (OH)	0 7	
						69 H Wright St.	2 5	149	A	Mi ami (OH)	10 9	
								149	A	Mi ami (OH)	5 8	
								173	A	Eastern Ky.	0 9	
								185	A	Dayton	5 14	
								185	H	Dayton	5 4	
								199	A	Southeast Mo. St.	9 7	
								199	A	Southeast Mo. St.	5 2	
								199	A	Southeast Mo. St.	7 9	
								199	A	Southeast Mo. St.	4 8	
								201	A	UAB	2 6	
								201	A	UAB	3 4	
								201	A	UAB	2 4	
								204	A	Central Mich.	3 4	
								204	A	Central Mich.	6 9	
								204	A	Central Mich.	4 8	
								206	A	Western Ky.	4 5	
								206	A	Western Ky.	3 9	
								206	A	Western Ky.	5 17	
								207	A	Western Mich.	4 9	
								217	A	Tol edo	0 4	
								217	A	Tol edo	0 3	
								217	A	Tol edo	6 11	
								219	H	Eastern Mich.	2 9	
								219	H	Eastern Mich.	3 4	
								219	H	Eastern Mich.	10 3	
								233	H	Northern III.	4 12	
								233	H	Northern III.	7 5	
LAST 10 GAMES				LAST 10 GAMES								

Non-Div. I Games:

Bowling Green

RPI	S	Opponent	Score	
233	H	Northern Ill.	3	4
263	A	Youngstown St.	4	13
263	H	Youngstown St.	6	9
268	A	Evansville	2	3
272	H	Ohio	3	11
272	H	Ohio	3	1
272	H	Ohio	6	4
291	A	Fort Wayne	4	3

Bowl ing Green

B
o
w
l
i
n
g
G
r
e
e
n

B
o
w
l
i
n
g
G
r
e
e
n

Average RPI Win: 252		WON-LOST RECORD		WINNING PCT. RANK		LAST 10 GAMES		STRENGTH OF SCHEDULE		OPP. STRENGTH OF SCHEDULE		TEAM RPI		ADJ RPI		CONF. RPI		ADJ CONF. RPI	
DIV. I ONLY		14-41-0		.25455 279		0-10-0		264		243		283		.40807 283		18		18	
DIV. I NON-CONF.		10-21-0		.32258 241		0-2-0		290		279		283		.40418 283		19		19	
TOTALS		RPI 1-25		RPI 26-50		W-L RECORDS		RPI 51-100		RPI 101-150		RPI 150+							
14-41-0		0-0-0		0-3-0		OVERALL		0-4-0		1-14-0		13-20-0							
6-13-0		0-0-0		0-0-0		HOME		0-4-0		1-2-0		5-7-0							
8-27-0		0-0-0		0-3-0		AWAY		0-0-0		0-12-0		8-12-0							
0-1-0		0-0-0		0-0-0		NEUTRAL		0-0-0		0-0-0		0-1-0							
10-21-0		0-0-0		0-3-0		NON-CONFERENCE		0-1-0		0-3-0		10-14-0							
4-3-0		0-0-0		0-0-0		HOME		0-1-0		0-0-0		4-2-0							
6-17-0		0-0-0		0-0-		AWAY		0-0-0		0-3-0		6-11-0							
0-1-0		0-0-0		0-0-0		NEUTRAL		0-0-0		0-0-0		0-1-0							
4-20-0		0-0-0		0-0-0		CONFERENCE		0-3-0		1-11-0		3-6-0							
2-10-0		0-0-0		0-0-0		HOME		0-3-0		1-2-0		1-5-0							
2-10-0		0-0-0		0-0-0		AWAY		0-0-0		0-9-0		2-1-0							
0-0-0		0-0-0		0-0-0		NEUTRAL		0-0-0		0-0-0		0-0-0							
RPI	S	Opponent	Score	RPI	S	Opponent	Score	RPI	S	Opponent	Score	RPI	S	Opponent	Score				
				48	A	Missouri	5 8	75	H	Wagner	3 15	103	A	Rhode Island	1 2				
				48	A	Missouri	1 7	94	H	Saint Louis	1 15	103	A	Rhode Island	5 10				
				48	A	Missouri	0 7	94	H	Saint Louis	1 11	103	A	Rhode Island	1 7				
								94	H	Saint Louis	0 5	104	A	George Washington	6 11				
												104	A	George Washington	4 5				
												104	A	George Washington	2 8				
												116	H	Fordham	3 4				
												116	H	Fordham	8 12				
												116	H	Fordham	6 5				
												117	A	Richmond	6 8				
												117	A	Richmond	6 13				
												117	A	Richmond	1 6				
												135	A	Kansas St.	1 5				
												135	A	Kansas St.	3 9				
												135	A	Kansas St.	10 11				
												158	A	Delaware	4 8				
												158	H	Delaware	3 7				
												165	A	Rutgers	1 11				
												165	A	Rutgers	1 0				
												165	A	Rutgers	3 11				
												175	H	George Mason	2 9				
												175	H	George Mason	4 15				
												175	H	George Mason	3 5				
												178	H	Manhattan	6 11				
												187	A	Georgetown	5 8				
												214	A	LIU Brooklyn	6 12				
				LAST 10 GAMES								227	H	Saint Joseph's	10 2				
				187	A	Georgetown	5 8	117	A	Richmond	1 6	227	H	Saint Joseph's	3 12				
				175	H	George Mason	4 15	117	A	Richmond	6 8	227	H	Saint Joseph's	1 5				
				175	H	George Mason	2 9	117	A	Richmond	6 13	244	A	The Citadel	6 4				
				175	H	George Mason	3 5	103	A	Rhode Island	1 7	244	A	The Citadel	7 8				
				158	A	Delaware	4 8	103	A	Rhode Island	1 2	244	A	The Citadel	6 7				
												245	H	Sacred Heart	2 0				
												258	A	Penn	7 17				

Non-Div. I Games:

La Salle

RPI	S	Opponent	Score	
259	A	Massachusetts	5	4
259	A	Massachusetts	2	3
259	A	Massachusetts	4	3
276	A	Presbyter ian	4	13
276	A	Presbyter ian	5	4
276	A	Presbyter ian	16	7
276	A	Presbyter ian	3	7
281	A	Vi l lanova	2	5
281	H	Vi l lanova	7	6
285	A	Ri der	8	7
293	N	Fai r l ei gh Di cki nson	8	9
296	A	UMES	12	1
296	H	UMES	6	1
297	H	Del aware St.	6	4

La Salle

L
a
S
a
l
l
e

L
a
S
a
l
l
e

Omaha

Average RPI Win: 236		WON-LOST RECORD		WINNING PCT. RANK		LAST 10 GAMES		STRENGTH OF SCHEDULE		OPP. STRENGTH OF SCHEDULE		TEAM RPI		ADJ RPI		CONF. RPI		ADJ CONF. RPI	
Average RPI Loss: 176		15-35-0		.3 266		1-9-0		273		272		284		.4058 284		29		29	
DIV. I ONLY		15-35-0		.3 266		1-9-0		273		272		284		.4058 284		29		29	
DIV. I NON-CONF.		5-18-0		.21739 265		0-2-0		219		178		270		.42342 270		29		29	
TOTALS		RPI 1-25		RPI 26-50		W-L RECORDS		RPI 51-100		RPI 101-150		RPI 150+							
15-35-0		0-1-0		0-0-0		OVERALL		0-9-0		3-6-0		12-19-0							
8-9-0		0-0-0		0-0-0		HOME		0-2-0		2-2-0		6-5-0							
3-23-0		0-1-0		0-0-0		AWAY		0-7-0		1-4-0		2-11-0							
4-3-0		0-0-0		0-0-0		NEUTRAL		0-0-0		0-0-0		4-3-0							
5-18-0		0-1-0		0-0-0		NON-CONFERENCE		0-9-0		1-2-0		4-6-0							
0-3-0		0-0-0		0-0-0		HOME		0-2-0		0-1-0		0-0-0							
1-12-0		0-1-0		0-0-		AWAY		0-7-0		1-1-0		0-3-0							
4-3-0		0-0-0		0-0-0		NEUTRAL		0-0-0		0-0-0		4-3-0							
10-17-0		0-0-0		0-0-0		CONFERENCE		0-0-0		2-4-0		8-13-0							
8-6-0		0-0-0		0-0-0		HOME		0-0-0		2-1-0		6-5-0							
2-11-0		0-0-0		0-0-0		AWAY		0-0-0		0-3-0		2-8-0							
0-0-0		0-0-0		0-0-0		NEUTRAL		0-0-0		0-0-0		0-0-0							
RPI S	Opponent	Score		RPI S	Opponent	Score		RPI S	Opponent	Score		RPI S	Opponent	Score					
13 A	Minnesota	3	5					53 A	Wichita St.	2	6	105 A	Nebraska	8	7				
								53 A	Wichita St.	0	3	131 A	Oral Roberts	1	2				
								53 A	Wichita St.	3	4	131 A	Oral Roberts	6	7				
								59 A	Creighton	2	9	131 A	Oral Roberts	1	7				
								59 A	Creighton	1	8	131 H	Oral Roberts	8	16				
								59 H	Creighton	6	10	131 H	Oral Roberts	8	2				
								90 A	Kansas	2	6	131 H	Oral Roberts	4	3				
								90 A	Kansas	6	8	135 A	Kansas St.	0	3				
								90 H	Kansas	5	9	135 H	Kansas St.	5	6				
												193 A	BYU	3	13				
												193 A	BYU	1	8				
												193 A	BYU	4	6				
												231 N	Northwestern	10	5				
												231 N	Northwestern	14	8				
												231 N	Northwestern	1	3				
												238 A	North Dakota St.	1	9				
												238 A	North Dakota St.	13	2				
												238 A	North Dakota St.	0	10				
												238 H	North Dakota St.	0	2				
												238 H	North Dakota St.	1	2				
												250 A	South Dakota St.	6	8				
												250 A	South Dakota St.	4	14				
												250 A	South Dakota St.	4	5				
												250 H	South Dakota St.	5	3				
												250 H	South Dakota St.	8	5				
												250 H	South Dakota St.	2	6				
												272 N	Ohi o	2	5				
												272 N	Ohi o	1	4				
												272 N	Ohi o	6	5				
												272 N	Ohi o	4	0				
												280 A	Western III.	8	5				
												280 H	Western III.	7	4				
												280 H	Western III.	8	12				
												280 H	Western III.	1	4				

Non-Div. I Games:

Omaha

RPI	S	Opponent	Score	
291	A	Fort Wayne	2	11
291	A	Fort Wayne	0	5
291	A	Fort Wayne	0	11
291	H	Fort Wayne	7	0
291	H	Fort Wayne	12	8
291	H	Fort Wayne	15	0

Omaha

O
m
a
h
a

O
m
a
h
a

Ri der

Average RPI Win:		243	WON-LOST RECORD		WINNING PCT. RANK		LAST 10 GAMES		STRENGTH OF SCHEDULE		OPP. STRENGTH OF SCHEDULE		TEAM RPI		ADJ RPI		CONF. RPI		ADJ CONF. RPI	
DIV. I ONLY			12-35-0		.25532 275		1-9-0		263		290		285		.40202 285		28		28	
DIV. I NON-CONF.			5-19-0		.20833 268		0-1-0		193		296		273		.4176 273		27		27	
TOTALS		RPI 1-25		RPI 26-50		W-L RECORDS		RPI 51-100		RPI 101-150		RPI 150+								
12-35-0		0-0-0		0-0-0		OVERALL		0-2-0		2-12-0		10-21-0								
5-6-0		0-0-0		0-0-0		HOME		0-1-0		1-2-0		4-3-0								
5-26-0		0-0-0		0-0-0		AWAY		0-1-0		1-10-0		4-15-0								
2-3-0		0-0-0		0-0-0		NEUTRAL		0-0-0		0-0-0		2-3-0								
5-19-0		0-0-0		0-0-0		NON-CONFERENCE		0-2-0		1-10-0		4-7-0								
0-3-0		0-0-0		0-0-0		HOME		0-1-0		0-0-0		0-2-0								
3-13-0		0-0-0		0-0-		AWAY		0-1-0		1-10-0		2-2-0								
2-3-0		0-0-0		0-0-0		NEUTRAL		0-0-0		0-0-0		2-3-0								
7-16-0		0-0-0		0-0-0		CONFERENCE		0-0-0		1-2-0		6-14-0								
5-3-0		0-0-0		0-0-0		HOME		0-0-0		1-2-0		4-1-0								
2-13-0		0-0-0		0-0-0		AWAY		0-0-0		0-0-0		2-13-0								
0-0-0		0-0-0		0-0-0		NEUTRAL		0-0-0		0-0-0		0-0-0								
RPI	S	Opponent		Score		RPI	S	Opponent		Score		RPI	S	Opponent		Score				

Non-Div. I Games:

Ri der

RPI	S	Opponent	Score	
272	N	Ohi o	6	5
272	N	Ohi o	2	10
272	N	Ohi o	6	4
272	N	Ohi o	5	6
283	H	La Salle	7	8
295	H	Saint Peter's	17	7
295	H	Saint Peter's	13	7
295	H	Saint Peter's	9	2
297	A	Del aware St.	8	6
297	A	Del aware St.	3	1
297	A	Del aware St.	3	4

R
i
d
e
r

R
i
d
e
r

Ri der

Average RPI Win: 277		WON-LOST RECORD		WINNING PCT. RANK		LAST 10 GAMES		STRENGTH OF SCHEDULE		OPP. STRENGTH OF SCHEDULE		TEAM RPI		ADJ RPI		CONF. RPI		ADJ CONF. RPI	
DIV. I ONLY		12-35-0		.25532 275		5-5-0		241		287		286		.3987 286		30		30	
DIV. I NON-CONF.		3-20-0		.13043 285		0-4-0		83		241		277		.41022 278		30		30	
TOTALS		RPI 1-25		RPI 26-50		W-L RECORDS		RPI 51-100		RPI 101-150		RPI 150+							
12-35-0		0-3-0		0-3-0		OVERALL		0-8-0		0-0-0		12-21-0							
9-12-0		0-2-0		0-0-0		HOME		0-3-0		0-0-0		9-7-0							
3-23-0		0-1-0		0-3-0		AWAY		0-5-0		0-0-0		3-14-0							
0-0-0		0-0-0		0-0-0		NEUTRAL		0-0-0		0-0-0		0-0-0							
3-20-0		0-3-0		0-3-0		NON-CONFERENCE		0-8-0		0-0-0		3-6-0							
3-6-0		0-2-0		0-0-0		HOME		0-3-0		0-0-0		3-1-0							
0-14-0		0-1-0		0-0-		AWAY		0-5-0		0-0-0		0-5-0							
0-0-0		0-0-0		0-0-0		NEUTRAL		0-0-0		0-0-0		0-0-0							
9-15-0		0-0-0		0-0-0		CONFERENCE		0-0-0		0-0-0		9-15-0							
6-6-0		0-0-0		0-0-0		HOME		0-0-0		0-0-0		6-6-0							
3-9-0		0-0-0		0-0-0		AWAY		0-0-0		0-0-0		3-9-0							
0-0-0		0-0-0		0-0-0		NEUTRAL		0-0-0		0-0-0		0-0-0							
RPI	S	Opponent		Score		RPI	S	Opponent		Score		RPI	S	Opponent		Score			
14	A	Auburn		5	19	39	A	Troy		2	10	82	A	Al abama		0	15		
23	H	Tennessee Tech		8	12	48	A	Mi ssouri		3	7	82	A	Al abama		0	14		
23	H	Tennessee Tech		0	17	48	A	Mi ssouri		0	14	95	A	Samford		2	9		
												95	A	Samford		2	3		
												95	A	Samford		2	6		
												96	H	Morehead St.		1	7		
												96	H	Morehead St.		0	5		
												96	H	Morehead St.		0	5		
	</																		

Non-Div. I Games: North Ala. 5 10 North Ala. 10 13

Al abama A&M

Average RPI Win: 277		WON-LOST	WINNING	LAST 10	STRENGTH OF		OPP. STRENGTH	TEAM	ADJ	CONF.	ADJ CONF.
Average RPI Loss: 216		RECORD	PCT. RANK	GAMES	SCHEDULE		OF SCHEDULE	RPI	RPI	RPI	RPI
DIV. I ONLY		12-38-0	.24	281	2-8-0		270	293	287	.39237	287
DIV. I NON-CONF.		2-14-0	.125	286	0-3-0		84	267	259	.4346	260
TOTALS		RPI 1-25	RPI 26-50		W-L RECORDS		RPI 51-100		RPI 101-150		RPI 150+
12-38-0	0-0-0	0-1-0		OVERALL		0-3-0		0-3-0		12-31-0	
3-10-0	0-0-0	0-0-0		HOME		0-0-0		0-0-0		3-10-0	
6-25-0	0-0-0	0-1-0		AWAY		0-3-0		0-3-0		6-18-0	
3-3-0	0-0-0	0-0-0		NEUTRAL		0-0-0		0-0-0		3-3-0	
2-14-0	0-0-0	0-1-0		NON-CONFERENCE		0-3-0		0-3-0		2-7-0	
0-0-0	0-0-0	0-0-0		HOME		0-0-0		0-0-0		0-0-0	
2-14-0	0-0-0	0-0-		AWAY		0-3-0		0-3-0		2-7-0	
0-0-0	0-0-0	0-0-0		NEUTRAL		0-0-0		0-0-0		0-0-0	
10-24-0	0-0-0	0-0-0		CONFERENCE		0-0-0		0-0-0		10-24-0	
3-10-0	0-0-0	0-0-0		HOME		0-0-0		0-0-0		3-10-0	
4-11-0	0-0-0	0-0-0		AWAY		0-0-0		0-0-0		4-11-0	
3-3-0	0-0-0	0-0-0		NEUTRAL		0-0-0		0-0-0		3-3-0	
RPI S Opponent	Score	RPI S Opponent	Score	RPI S Opponent	Score	RPI S Opponent	Score	RPI S Opponent	Score	RPI S Opponent	Score
28 A	Mississippi St.	1	17	80 A	Southeastern La.	1	7	141 A	Mercer	3	17
				80 A	Southeastern La.	1	9	141 A	Mercer	3	10
				82 A	Alabama	0	3	141 A	Mercer	1	19
								182 A	Seattle U	6	13
								182 A	Seattle U	1	11
								182 A	Seattle U	0	13
								189 A	Nicholls St.	0	18
								189 A	Nicholls St.	6	13
								215 N	Texas Southern	3	10
								226 A	Jackson St.	10	3
								226 A	Jackson St.	3	7
								226 A	Jackson St.	4	7
								226 H	Jackson St.	2	9
								226 H	Jackson St.	8	13
								226 H	Jackson St.	10	17
								226 N	Jackson St.	3	4
								235 A	Alabama St.	0	5
								235 A	Alabama St.	0	12
								235 A	Alabama St.	1	6
								235 H	Alabama St.	3	16
								235 H	Alabama St.	5	6
								235 H	Alabama St.	5	17
								256 A	Florida A&M	3	11
								256 A	Florida A&M	8	5
								256 A	Florida A&M	4	21
								256 A	Florida A&M	7	2
								271 A	Grambling	7	8
								271 A	Grambling	5	12
								271 H	Grambling	2	15
								271 N	Grambling	5	6
								279 N	Ark. -Pine Bluff	5	4
								279 N	Ark. -Pine Bluff	14	13
								286 A	Alabama A&M	1	11
								286 A	Alabama A&M	15	4
Non-Div. I Games:		Tougaloo	1	9	Tougaloo	10	6				

Al corn

RPI	S	Opponent	Score	
286	A	Al abama A&M	5	4
286	H	Al abama A&M	4	8
286	H	Al abama A&M	7	12
286	H	Al abama A&M	4	3
288	A	Southern U.	1	6
292	A	Mi ssi ssi ppi Val .	5	9
292	A	Mi ssi ssi ppi Val .	10	2
292	A	Mi ssi ssi ppi Val .	5	6
292	H	Mi ssi ssi ppi Val .	0	5
292	H	Mi ssi ssi ppi Val .	11	10
292	H	Mi ssi ssi ppi Val .	11	4
294	N	Prai ri e Vi ew	8	4

Al corn

A
l
c
o
r
n

A
l
c
o
r
n

Average RPI Win:		269	WON-LOST RECORD		WINNING PCT. RANK		LAST 10 GAMES		STRENGTH OF SCHEDULE		OPP. STRENGTH OF SCHEDULE		TEAM RPI		ADJ RPI		CONF. RPI		ADJ CONF. RPI				
DIV. I ONLY			9-33-0		.21429 288		2-8-0		269		292		288		.38344 288		30		30				
DIV. I NON-CONF.			0-14-0		0 295		0-3-0		130		144		290		.38073 290		30		30				
TOTALS		RPI 1-25		RPI 26-50		W-L RECORDS				RPI 51-100		RPI 101-150				RPI 150+							
9-33-0		0-0-0		0-4-0		OVERALL				0-0-0		0-3-0				9-26-0							
4-10-0		0-0-0		0-0-0		HOME				0-0-0		0-1-0				4-9-0							
4-20-0		0-0-0		0-4-0		AWAY				0-0-0		0-2-0				4-14-0							
1-3-0		0-0-0		0-0-0		NEUTRAL				0-0-0		0-0-0				1-3-0							
0-14-0		0-0-0		0-4-0		NON-CONFERENCE				0-0-0		0-3-0				0-7-0							
0-3-0		0-0-0		0-0-0		HOME				0-0-0		0-1-0				0-2-0							
0-8-0		0-0-0		0-0-		AWAY				0-0-0		0-2-0				0-2-0							
0-3-0		0-0-0		0-0-0		NEUTRAL				0-0-0		0-0-0				0-3-0							
9-19-0		0-0-0		0-0-0		CONFERENCE				0-0-0		0-0-0				9-19-0							
4-7-0		0-0-0		0-0-0		HOME				0-0-0		0-0-0				4-7-0							
4-12-0		0-0-0		0-0-0		AWAY				0-0-0		0-0-0				4-12-0							
1-0-0		0-0-0		0-0-0		NEUTRAL				0-0-0		0-0-0				1-0-0							
RPI	S	Opponent		Score		RPI	S	Opponent		Score		RPI	S	Opponent		Score		RPI	S	Opponent		Score	
				28	A	Mississippi St.		0	5			147	A	New Orleans		2	6						
				34	A	LSU		2	8			147	A	New Orleans		3	14						
				36	A	DBU		3	10			147	H	New Orleans		5	7						
				40	A	Southern Miss.		1	12			158	N	Xavier		1	6						
												189	A	Nicholls St.		4	8						
												189	H	Nicholls St.		3	12						
												196	A	Incarnate Word		4	6						
												203	N	Ill. -Chicago		0	3						
												203	N	Ill. -Chicago		5	9						
												215	A	Texas Southern		6	7						
												215	A	Texas Southern		0	4						
												215	A	Texas Southern		5	7						
												215	H	Texas Southern		1	8						
												215	H	Texas Southern		9	8						
												225	H	Lamar University		12	14						
												226	A	Jackson St.		1	3						
												226	H	Jackson St.		2	3						
												235	A	Alabama St.		0	14						
												235	A	Alabama St.		7	3						
												235	A	Alabama St.		6	12						
												271	A	Grambling		18	19						
												271	A	Grambling		13	2						
												271	A	Grambling		6	10						
												271	H	Grambling		5	11						
												271	H	Grambling		6	11						
												271	H	Grambling		1	0						
												271	N	Grambling		8	7						
												279	A	Ark. -Pine Bluff		5	6						
												279	A	Ark. -Pine Bluff		5	6						
												279	A	Ark. -Pine Bluff		12	1						
												279	H	Ark. -Pine Bluff		7	8						
												287	H	Alcorn		6	1						
												294	A	Prairie View		13	11						
												294	A	Prairie View		6	7						
LAST 10 GAMES																							
				189	A	Nicholls St.		4	8			294	H	Prairie View		13	3						
				226	H	Jackson St.		2	3			225	H	Lamar University		12	14						
				226	A	Jackson St.		1	3			189	H	Nicholls St.		3	12						
				294	H	Prairie View		7	8			271	H	Grambling		1	0						
				294	H	Prairie View		4	6			271	H	Grambling		6	11						

Non-Div. I Games:

Southern U.

Southern U.

S
o
u
t
h
e
r
n
U
.

Southern U.

Average RPI Win:		242	WON-LOST RECORD		WINNING PCT. RANK		LAST 10 GAMES		STRENGTH OF SCHEDULE		OPP. STRENGTH OF SCHEDULE		TEAM RPI		ADJ RPI		CONF. RPI		ADJ CONF. RPI	
DIV. I ONLY			7-34-0		.17073 296		2-8-0		245		280		289		.38206 289		31		31	
DIV. I NON-CONF.			1-13-0		.07143 290		0-1-0		120		239		289		.39102 288		31		31	
TOTALS		RPI 1-25		RPI 26-50		W-L RECORDS		RPI 51-100		RPI 101-150		RPI 150+								
7-34-0		0-0-0		0-3-0		OVERALL		0-0-0		0-5-0		7-26-0								
4-17-0		0-0-0		0-0-0		HOME		0-0-0		0-1-0		4-16-0								
3-17-0		0-0-0		0-3-0		AWAY		0-0-0		0-4-0		3-10-0								
0-0-0		0-0-0		0-0-0		NEUTRAL		0-0-0		0-0-0		0-0-0								
1-13-0		0-0-0		0-3-0		NON-CONFERENCE		0-0-0		0-5-0		1-5-0								
1-5-0		0-0-0		0-0-0		HOME		0-0-0		0-1-0		1-4-0								
0-8-0		0-0-0		0-0-		AWAY		0-0-0		0-4-0		0-1-0								
0-0-0		0-0-0		0-0-0		NEUTRAL		0-0-0		0-0-0		0-0-0								
6-21-0		0-0-0		0-0-0		CONFERENCE		0-0-0		0-0-0		6-21-0								
3-12-0		0-0-0		0-0-0		HOME		0-0-0		0-0-0		3-12-0								
3-9-0		0-0-0		0-0-0		AWAY		0-0-0		0-0-0		3-9-0								
0-0-0		0-0-0		0-0-0		NEUTRAL		0-0-0		0-0-0		0-0-0								
RPI	S	Opponent		Score		RPI	S	Opponent		Score		RPI	S	Opponent		Score				
				44	A	UCF		0	4			113	A	North Florida	1	7				
				44	A	UCF		4	15			132	A	Georgia St.	5	9				
				44	A	UCF		0	6			132	A	Georgia St.	2	10				
												141	A	Mercer	1	10				
												141	H	Mercer	3	8				
												194	A	Bethune-Cookman	5	6				
												194	A	Bethune-Cookman	3	1				
												194	A	Bethune-Cookman	2	6				
												194	H	Bethune-Cookman	0	6				
												194	H	Bethune-Cookman	6	7				
												194	H	Bethune-Cookman	5	9				
												208	H	Fairfield	0	6				
												213	A	N. C. A&T	6	9				
												213	A	N. C. A&T	0	5				
												213	A	N. C. A&T	6	5				
												213	H	N. C. A&T	1	12				
												213	H	N. C. A&T	2	3				
												213	H	N. C. A&T	2	3				
												214	H	LIU Brooklyn	3	2				
												214	H	LIU Brooklyn	5	7				
												214	H	LIU Brooklyn	0	6				
												224	A	N. C. Central	2	10				
												224	A	N. C. Central	6	1				
												224	A	N. C. Central	1	3				
												224	H	N. C. Central	3	10				
												224	H	N. C. Central	5	15				
												224	H	N. C. Central	2	3				
												255	A	Charleston So.	5	6				
												255	H	Charleston So.	5	7				
												256	A	Florida A&M	2	5				
												256	A	Florida A&M	8	9				
												256	A	Florida A&M	5	8				
												256	H	Florida A&M	16	15				
												256	H	Florida A&M	4	6				
LAST 10 GAMES																				
				194	A	Bethune-Cookman		5	6			213	A	N. C. A&T	6	5				
				194	A	Bethune-Cookman		2	6			132	A	Georgia St.	2	10				
				194	A	Bethune-Cookman		3	1			224	H	N. C. Central	3	10				
				213	A	N. C. A&T		6	9			224	H	N. C. Central	5	15				
				213	A	N. C. A&T		0	5			224	H	N. C. Central	2	3				

Non-Div. I Games:

Savannah St.

Savannah St.

Average RPI Win: 270		WON-LOST	WINNING	LAST 10	STRENGTH OF		OPP. STRENGTH	TEAM	ADJ	CONF.	ADJ CONF.
Average RPI Loss: 232		RECORD	PCT. RANK	GAMES	SCHEDULE		OF SCHEDULE	RPI	RPI	RPI	RPI
DIV. I ONLY		19-30-0	.38776	228	3-7-0		295	295	290	.37997	290
DIV. I NON-CONF.		4-17-0	.19048	276	2-3-0		279	274	293	.3676	293
TOTALS		RPI 1-25	RPI 26-50		W-L RECORDS		RPI 51-100		RPI 101-150		RPI 150+
19-30-0		0-1-0	0-0-0		OVERALL		0-0-0		0-1-0		19-28-0
7-19-0		0-0-0	0-0-0		HOME		0-0-0		0-0-0		7-19-0
11-9-0		0-1-0	0-0-0		AWAY		0-0-0		0-1-0		11-7-0
1-2-0		0-0-0	0-0-0		NEUTRAL		0-0-0		0-0-0		1-2-0
4-17-0		0-1-0	0-0-0		NON-CONFERENCE		0-0-0		0-1-0		4-15-0
3-11-0		0-0-0	0-0-0		HOME		0-0-0		0-0-0		3-11-0
1-6-0		0-1-0	0-0-		AWAY		0-0-0		0-1-0		1-4-0
0-0-0		0-0-0	0-0-0		NEUTRAL		0-0-0		0-0-0		0-0-0
15-13-0		0-0-0	0-0-0		CONFERENCE		0-0-0		0-0-0		15-13-0
4-8-0		0-0-0	0-0-0		HOME		0-0-0		0-0-0		4-8-0
10-3-0		0-0-0	0-0-0		AWAY		0-0-0		0-0-0		10-3-0
1-2-0		0-0-0	0-0-0		NEUTRAL		0-0-0		0-0-0		1-2-0
RPI S	Opponent	Score	RPI S	Opponent	Score	RPI S	Opponent	Score	RPI S	Opponent	Score
12 A	East Carolina	1 9							128 A	VCU	4 6
									156 H	Hofstra	6 8
									156 H	Hofstra	0 4
									156 H	Hofstra	1 5
									181 H	Stony Brook	0 12
									194 N	Bethune-Cookman	3 12
									194 N	Bethune-Cookman	8 7
									202 H	Lehigh	7 3
									202 H	Lehigh	5 11
									202 H	Lehigh	3 19
									202 H	Lehigh	5 3
									213 N	N. C. A&T	3 12
									224 A	N. C. Central	4 3
									224 H	N. C. Central	7 20
									226 A	Jackson St.	2 1
									226 A	Jackson St.	2 3
									226 A	Jackson St.	4 8
									242 A	William & Mary	4 10
									245 H	Sacred Heart	4 9
									248 A	Old Dominion	1 9
									257 H	Iona	1 6
									264 H	Longwood	9 2
									275 A	Coppin St.	4 7
									275 A	Coppin St.	1 2
									275 A	Coppin St.	5 1
									275 H	Coppin St.	0 10
									275 H	Coppin St.	6 5
									275 H	Coppin St.	5 7
									275 H	Coppin St.	2 5
									275 H	Coppin St.	8 9
									281 H	Villanova	1 14
									281 H	Villanova	3 11
									281 H	Villanova	2 4
									296 A	UMES	5 4
LAST 10 GAMES			LAST 10 GAMES			LAST 10 GAMES			LAST 10 GAMES		
			194 N	Bethune-Cookman	3 12				226 A	Jackson St.	2 3
			213 N	N. C. A&T	3 12				12 A	East Carolina	1 9
			194 N	Bethune-Cookman	8 7				275 H	Coppin St.	2 5
			226 A	Jackson St.	4 8				275 H	Coppin St.	8 9
			226 A	Jackson St.	2 1				264 H	Longwood	9 2

Non-Div. I Games:

Norfolk St.

RPI	S	Opponent	Score	
296	A	UMES	11	6
296	A	UMES	4	2
296	A	UMES	6	2
296	A	UMES	6	7
296	A	UMES	6	5
296	H	UMES	10	2
296	H	UMES	2	8
296	H	UMES	8	6
297	A	Del aware St.	10	2
297	A	Del aware St.	6	1
297	A	Del aware St.	14	6
297	H	Del aware St.	12	8
297	H	Del aware St.	3	4
297	H	Del aware St.	2	5

Norfol k St.

N
o
r
f
o
l
k
s
t
.

N
o
r
f
o
l
k
s
t
.

Average RPI Win:	230	WON-LOST RECORD	WINNING PCT. RANK	LAST 10 GAMES	STRENGTH OF SCHEDULE	OPP. STRENGTH OF SCHEDULE	TEAM RPI	ADJ RPI	CONF. RPI	ADJ CONF. RPI	
DIV. I ONLY	11-37-0	.22917	284	1-9-0	286	281	292	.37446	291	29	29
DIV. I NON-CONF.	4-14-0	.22222	263	0-2-0	256	262	272	.42013	272	29	29
<hr/>											
TOTALS	RPI 1-25	RPI 26-50		W-L RECORDS		RPI 51-100		RPI 101-150		RPI 150+	
11-37-0	0-0-0	0-1-0		OVERALL		1-2-0		2-9-0		8-25-0	
7-11-0	0-0-0	0-0-0		HOME		0-0-0		1-3-0		6-8-0	
4-23-0	0-0-0	0-1-0		AWAY		1-2-0		1-6-0		2-14-0	
0-3-0	0-0-0	0-0-0		NEUTRAL		0-0-0		0-0-0		0-3-0	
<hr/>											
4-14-0	0-0-0	0-1-0		NON-CONFERENCE		1-2-0		1-4-0		2-7-0	
0-3-0	0-0-0	0-0-0		HOME		0-0-0		0-1-0		0-2-0	
4-11-0	0-0-0	0-0-		AWAY		1-2-0		1-3-0		2-5-0	
0-0-0	0-0-0	0-0-0		NEUTRAL		0-0-0		0-0-0		0-0-0	
<hr/>											
7-23-0	0-0-0	0-0-0		CONFERENCE		0-0-0		1-5-0		6-18-0	
7-8-0	0-0-0	0-0-0		HOME		0-0-0		1-2-0		6-6-0	
0-12-0	0-0-0	0-0-0		AWAY		0-0-0		0-3-0		0-9-0	
0-3-0	0-0-0	0-0-0		NEUTRAL		0-0-0		0-0-0		0-3-0	
<hr/>											
RPI	S	Opponent	Score	RPI	S	Opponent	Score	RPI	S	Opponent	Score
				31	A	Purdue	3 27	93	A	Little Rock	3 2
								93	A	Little Rock	1 7
								93	A	Little Rock	0 2
								119	A	Butler	7 8
								119	A	Butler	5 1
								119	A	Butler	7 8
								119	H	Butler	5 9
								131	A	Oral Roberts	4 12
								131	A	Oral Roberts	1 12
								131	A	Oral Roberts	1 11
								131	H	Oral Roberts	0 14
								131	H	Oral Roberts	1 6
								131	H	Oral Roberts	3 2
								148	A	Ball St.	2 3
								185	H	Dayton	5 18
								238	A	North Dakota St.	5 7
								238	A	North Dakota St.	4 5
								238	A	North Dakota St.	2 7
								238	H	North Dakota St.	0 15
								238	H	North Dakota St.	1 2
								238	H	North Dakota St.	3 10
								243	A	Murray St.	2 13
								243	A	Murray St.	7 5
								243	A	Murray St.	4 15
								243	A	Murray St.	4 16
								250	H	South Dakota St.	6 8
								250	H	South Dakota St.	5 11
								250	H	South Dakota St.	6 5
								250	N	South Dakota St.	9 13
								250	N	South Dakota St.	2 7
								250	N	South Dakota St.	0 10
								280	A	Western III.	3 6
								280	A	Western III.	1 11
								280	A	Western III.	5 8
								280	H	Western III.	3 9
								280	H	Western III.	6 1
								280	H	Western III.	3 1
<hr/>											
LAST 10 GAMES											
				131	H	Oral Roberts	1 6	238	A	North Dakota St.	4 5
				131	H	Oral Roberts	0 14	238	A	North Dakota St.	2 7
				131	H	Oral Roberts	3 2	31	A	Purdue	3 27
				148	A	Ball St.	2 3	280	A	Western III.	5 8
				238	A	North Dakota St.	5 7	280	A	Western III.	1 11

Non-Div. I Games:

Fort Wayne

Fort Wayne

Average RPI Win:	261	WON-LOST RECORD	WINNING PCT. RANK	LAST 10 GAMES	STRENGTH OF SCHEDULE	OPP. STRENGTH OF SCHEDULE	TEAM RPI	ADJ RPI	CONF. RPI	ADJ CONF. RPI							
DIV. I ONLY		9-34-0	.2093	291	0-10-0	283	289	293	.37059	292	30	30					
DIV. I NON-CONF.		0-17-0	0	295	0-2-0	264	271	296	.33785	296	30	30					
<hr/>																	
TOTALS	RPI 1-25		RPI 26-50		W-L RECORDS		RPI 51-100		RPI 101-150		RPI 150+						
9-34-0	0-0-0		0-0-0		OVERALL		0-3-0		0-4-0		9-27-0						
6-8-0	0-0-0		0-0-0		HOME		0-0-0		0-0-0		6-8-0						
3-24-0	0-0-0		0-0-0		AWAY		0-3-0		0-4-0		3-17-0						
0-2-0	0-0-0		0-0-0		NEUTRAL		0-0-0		0-0-0		0-2-0						
<hr/>																	
0-17-0	0-0-0		0-0-0		NON-CONFERENCE		0-3-0		0-4-0		0-10-0						
0-2-0	0-0-0		0-0-0		HOME		0-0-0		0-0-0		0-2-0						
0-15-0	0-0-0		0-0-		AWAY		0-3-0		0-4-0		0-8-0						
0-0-0	0-0-0		0-0-0		NEUTRAL		0-0-0		0-0-0		0-0-0						
<hr/>																	
9-17-0	0-0-0		0-0-0		CONFERENCE		0-0-0		0-0-0		9-17-0						
6-6-0	0-0-0		0-0-0		HOME		0-0-0		0-0-0		6-6-0						
3-9-0	0-0-0		0-0-0		AWAY		0-0-0		0-0-0		3-9-0						
0-2-0	0-0-0		0-0-0		NEUTRAL		0-0-0		0-0-0		0-2-0						
<hr/>																	
RPI	S	Opponent	Score	RPI	S	Opponent	Score	RPI	S	Opponent	Score	RPI	S	Opponent	Score		
								87	A	New Mexico St.	0	39	106	A	Northwestern St.	0	21
								87	A	New Mexico St.	4	15	106	A	Northwestern St.	0	34
								87	A	New Mexico St.	0	20	143	A	Central Ark.	4	19
													143	A	Central Ark.	2	27
													177	A	Arkansas St.	0	9
													188	A	Memphis	0	14
													189	A	Nicholls St.	3	4
													226	A	Jackson St.	2	1
													226	A	Jackson St.	4	16
													226	A	Jackson St.	5	9
													226	H	Jackson St.	11	7
													226	H	Jackson St.	3	2
													226	H	Jackson St.	6	18
													228	H	Eastern Ill.	6	11
													228	H	Eastern Ill.	0	6
													235	A	Alabama St.	10	7
													235	A	Alabama St.	1	5
													235	A	Alabama St.	0	2
													235	H	Alabama St.	1	9
													235	H	Alabama St.	7	8
					235	H	Alabama St.	5	6								
					271	N	Grambling	5	14								
					274	A	Abilene Christian	4	20								
					274	A	Abilene Christian	6	15								
					274	A	Abilene Christian	7	8								
					274	A	Abilene Christian	4	15								
					274	A	Abilene Christian	3	11								
					286	A	Alabama A&M	2	12								
					286	A	Alabama A&M	2	7								
					286	A	Alabama A&M	5	15								
					286	H	Alabama A&M	12	7								
					286	H	Alabama A&M	6	8								
					286	H	Alabama A&M	10	5								
					287	A	Alcorn	10	11								
<hr/>																	
Non-Div. I Games:				Stillman				15	4	Delta St.				6	5		
<hr/>																	

RPI	S	Opponent	Score	
287	A	Al corn	5	0
287	A	Al corn	4	11
287	H	Al corn	2	10
287	H	Al corn	9	5
287	H	Al corn	6	5
294	N	Prai rie View	1	13

Mississippi Val .

Mississippi Val .

Mississippi Val .

Average RPI Win:		283	WON-LOST RECORD		WINNING PCT. RANK		LAST 10 GAMES		STRENGTH OF SCHEDULE		OPP. STRENGTH OF SCHEDULE		TEAM RPI		ADJ RPI		CONF. RPI		ADJ CONF. RPI				
DIV. I ONLY			10-37-0		.21277 289		0-10-0		291		291		294		.36998 293		26		26				
DIV. I NON-CONF.			9-11-0		.45 182		0-0-0		297		297		284		.40354 284		28		28				
TOTALS		RPI 1-25		RPI 26-50				W-L RECORDS		RPI 51-100				RPI 101-150				RPI 150+					
10-37-0		0-0-0		0-0-0				OVERALL		0-10-0				0-0-0				10-27-0					
1-15-0		0-0-0		0-0-0				HOME		0-4-0				0-0-0				1-11-0					
6-20-0		0-0-0		0-0-0				AWAY		0-6-0				0-0-0				6-14-0					
3-2-0		0-0-0		0-0-0				NEUTRAL		0-0-0				0-0-0				3-2-0					
9-11-0		0-0-0		0-0-0				NON-CONFERENCE		0-2-0				0-0-0				9-9-0					
1-2-0		0-0-0		0-0-0				HOME		0-0-0				0-0-0				1-2-0					
5-7-0		0-0-0		0-0-				AWAY		0-2-0				0-0-0				5-5-0					
3-2-0		0-0-0		0-0-0				NEUTRAL		0-0-0				0-0-0				3-2-0					
1-26-0		0-0-0		0-0-0				CONFERENCE		0-8-0				0-0-0				1-18-0					
0-13-0		0-0-0		0-0-0				HOME		0-4-0				0-0-0				0-9-0					
1-13-0		0-0-0		0-0-0				AWAY		0-4-0				0-0-0				1-9-0					
0-0-0		0-0-0		0-0-0				NEUTRAL		0-0-0				0-0-0				0-0-0					
RPI	S	Opponent		Score		RPI	S	Opponent		Score		RPI	S	Opponent		Score		RPI	S	Opponent		Score	
											</												

Non-Div. I Games:

Fairleigh Dickinson

RPI	S	Opponent	Score
297	A	Del aware St.	3 0
297	A	Del aware St.	6 5
297	A	Del aware St.	5 4

Average RPI Win: 280		WON-LOST	WINNING	LAST 10	STRENGTH OF		OPP. STRENGTH	TEAM	ADJ	CONF.	ADJ CONF.
Average RPI Loss: 198		RECORD	PCT. RANK	GAMES	SCHEDULE		OF SCHEDULE	RPI	RPI	RPI	RPI
DIV. I ONLY		10-37-0	.21277	289	2-8-0		278	286	291	.36585	294
DIV. I NON-CONF.		1-17-0	.05556	292	0-5-0		125	146	288	.38358	289
TOTALS		RPI 1-25	RPI 26-50		W-L RECORDS		RPI 51-100		RPI 101-150		RPI 150+
10-37-0		0-1-0	0-4-0		OVERALL		0-3-0		0-0-0		10-29-0
6-10-0		0-0-0	0-0-0		HOME		0-0-0		0-0-0		6-10-0
3-22-0		0-1-0	0-4-0		AWAY		0-3-0		0-0-0		3-14-0
1-5-0		0-0-0	0-0-0		NEUTRAL		0-0-0		0-0-0		1-5-0
1-17-0		0-1-0	0-4-0		NON-CONFERENCE		0-3-0		0-0-0		1-9-0
1-3-0		0-0-0	0-0-0		HOME		0-0-0		0-0-0		1-3-0
0-13-0		0-1-0	0-0-		AWAY		0-3-0		0-0-0		0-5-0
0-1-0		0-0-0	0-0-0		NEUTRAL		0-0-0		0-0-0		0-1-0
9-20-0		0-0-0	0-0-0		CONFERENCE		0-0-0		0-0-0		9-20-0
5-7-0		0-0-0	0-0-0		HOME		0-0-0		0-0-0		5-7-0
3-9-0		0-0-0	0-0-0		AWAY		0-0-0		0-0-0		3-9-0
1-4-0		0-0-0	0-0-0		NEUTRAL		0-0-0		0-0-0		1-4-0
RPI S	Opponent	Score	RPI S	Opponent	Score	RPI S	Opponent	Score	RPI S	Opponent	Score
15 A	Texas A&M	1 18	32 A	Baylor	5 17	54 A	Sam Houston St.	1 12	189 H	Nicholls St.	8 17
			32 A	Baylor	0 13	54 A	Sam Houston St.	0 10	191 A	McNeese	0 12
			32 A	Baylor	1 18	100 A	UTSA	3 24	191 A	McNeese	6 10
			45 A	Houston	2 9				191 A	McNeese	7 12
									196 A	Incarnate Word	2 31
									196 H	Incarnate Word	12 26
									203 N	Ill.-Chicago	7 10
									215 A	Texas Southern	1 4
									215 A	Texas Southern	2 4
									215 A	Texas Southern	0 10
									215 H	Texas Southern	0 23
									215 H	Texas Southern	1 21
									215 H	Texas Southern	11 18
									235 N	Alabama St.	2 7
									235 N	Alabama St.	7 8
									235 N	Alabama St.	2 4
									260 A	SFA	6 13
									260 H	SFA	8 2
									271 A	Grambling	4 10
									271 A	Grambling	6 4
									271 A	Grambling	3 6
									271 H	Grambling	11 18
									271 H	Grambling	12 2
									271 H	Grambling	8 7
									274 H	Abilene Christian	0 16
									279 A	Ark.-Pine Bluff	1 11
									279 A	Ark.-Pine Bluff	5 6
									279 A	Ark.-Pine Bluff	3 4
									279 H	Ark.-Pine Bluff	2 6
									279 H	Ark.-Pine Bluff	5 6
									279 H	Ark.-Pine Bluff	12 3
									287 N	Alcorn	4 8
									288 A	Southern U.	6 4
									288 A	Southern U.	3 13
Non-Div. I Games:		Huston-Tillotson	5 3	Texas Col.	13 3	Houston-Victoria		6 7	Jarvis Christian		10 3
		Huston-Tillotson	9 11	Jarvis Christian	5 7	Houston-Victoria		7 2	Prairie View		

RPI	S	Opponent	Score	
288	A	Southern U.	8	7
288	H	Southern U.	7	6
288	H	Southern U.	9	8
288	H	Southern U.	11	13
292	N	Mississippi Val.	13	1

Prairie View

P
r
a
i
r
i
e
V
i
e
w

P
r
a
i
r
i
e
V
i
e
w

Average RPI Win: 247		WON-LOST RECORD		WINNING PCT. RANK		LAST 10 GAMES		STRENGTH OF SCHEDULE		OPP. STRENGTH OF SCHEDULE		TEAM RPI		ADJ RPI		CONF. RPI		ADJ CONF. RPI	
DIV. I ONLY		2-42-0		.04545 297		2-8-0		254		278		295		.35284 295		28		28	
DIV. I NON-CONF.		0-20-0		0 295		0-1-0		179		283		295		.35994 295		27		27	
TOTALS		RPI 1-25		RPI 26-50		W-L RECORDS		RPI 51-100		RPI 101-150		RPI 150+							
2-42-0		0-0-0		0-1-0		OVERALL		0-2-0		0-8-0		2-31-0							
0-16-0		0-0-0		0-0-0		HOME		0-0-0		0-0-0		0-16-0							
2-22-0		0-0-0		0-1-0		AWAY		0-2-0		0-5-0		2-14-0							
0-4-0		0-0-0		0-0-0		NEUTRAL		0-0-0		0-3-0		0-1-0							
0-20-0		0-0-0		0-1-0		NON-CONFERENCE		0-2-0		0-5-0		0-12-0							
0-4-0		0-0-0		0-0-0		HOME		0-0-0		0-0-0		0-4-0							
0-12-0		0-0-0		0-0-		AWAY		0-2-0		0-2-0		0-7-0							
0-4-0		0-0-0		0-0-0		NEUTRAL		0-0-0		0-3-0		0-1-0							
2-22-0		0-0-0		0-0-0		CONFERENCE		0-0-0		0-3-0		2-19-0							
0-12-0		0-0-0		0-0-0		HOME		0-0-0		0-0-0		0-12-0							
2-10-0		0-0-0		0-0-0		AWAY		0-0-0		0-3-0		2-7-0							
0-0-0		0-0-0		0-0-0		NEUTRAL		0-0-0		0-0-0		0-0-0							
RPI	S	Opponent	Score		RPI	S	Opponent	Score		RPI	S	Opponent	Score						
					27	A	St. John's (NY)	2	14										
										70	A	Seton Hall I	1	11					
										70	A	Seton Hall I	0	2					
												109	N	Pittsburgh	1	21			
												116	A	Fordham	0	18			
												116	A	Fordham	1	29			
												119	N	Butler	1	5			
												119	N	Butler	1	19			
												133	A	Canisius	2	16			
												133	A	Canisius	2	16			
												133	A	Canisius	1	5			
												155	A	NJIT	3	11			
												155	H	NJIT	4	6			
												160	H	Monmouth	0	5			
												160	H	Monmouth	1	7			
												160	H	Monmouth	10	22			
												165	A	Rutgers	0	17			
												178	H	Manhattan	5	15			
												178	H	Manhattan	0	2			
												178	H	Manhattan	2	18			
												202	A	Lehigh	0	14			
												202	H	Lehigh	2	27			
												214	A	LIU Brooklyn	5	7			
												214	A	LIU Brooklyn	5	9			
												214	A	LIU Brooklyn	2	13			
												223	H	Quinnipiac	0	10			
												223	H	Quinnipiac	0	4			
												223	H	Quinnipiac	2	28			
												237	A	Siena	2	13			
												237	A	Siena	8	7			
												237	A	Siena	0	11			
												251	H	Niagara	1	9			
												251	H	Niagara	5	18			
												251	H	Niagara	5	8			
												252	H	Albany (NY)	6	10			
												257	A	Iona	7	1			
												257	A	Iona	2	19			
LAST 10 GAMES																			
					237	A	Siena	8	7			257	A	Iona	7	1			
					237	A	Siena	0	11			160	H	Monmouth	1	7			
					237	A	Siena	2	13			160	H	Monmouth	0	5			
					257	A	Iona	2	15			160	H	Monmouth	10	22			
					257	A	Iona	2	19			202	H	Lehigh	2	27			

Non-Div. I Games:

Saint Peter's

RPI	S	Opponent	Score
257	A	Iona	2 15
259	N	Massachusetts	5 13
285	A	Rider	7 13
285	A	Rider	7 17
285	A	Rider	2 9
293	A	Fairleigh Dickinson	6 10
293	H	Fairleigh Dickinson	1 7

Saint Peter's

S
a
i
n
t
P
e
t
e
r
'
s

S
a
i
n
t
P
e
t
e
r
'
s

UMES

Average RPI Win:		281	WON-LOST RECORD		WINNING PCT. RANK		LAST 10 GAMES		STRENGTH OF SCHEDULE		OPP. STRENGTH OF SCHEDULE		TEAM RPI		ADJ RPI		CONF. RPI		ADJ CONF. RPI	
DIV. I ONLY			12-41-0		.22642	286	3-7-0		296		294		296		.33917	296	31		31	
DIV. I NON-CONF.			4-22-0		.15385	282	0-4-0		282		269		294		.3659	294	31		31	
TOTALS		RPI 1-25		RPI 26-50		W-L RECORDS		RPI 51-100		RPI 101-150		RPI 150+								
12-41-0		0-1-0		0-0-0		OVERALL		0-0-0		0-5-0		12-35-0								
5-19-0		0-0-0		0-0-0		HOME		0-0-0		0-1-0		5-18-0								
7-20-0		0-1-0		0-0-0		AWAY		0-0-0		0-4-0		7-15-0								
0-2-0		0-0-0		0-0-0		NEUTRAL		0-0-0		0-0-0		0-2-0								
4-22-0		0-1-0		0-0-0		NON-CONFERENCE		0-0-0		0-5-0		4-16-0								
2-10-0		0-0-0		0-0-0		HOME		0-0-0		0-1-0		2-9-0								
2-12-0		0-1-0		0-0-		AWAY		0-0-0		0-4-0		2-7-0								
0-0-0		0-0-0		0-0-0		NEUTRAL		0-0-0		0-0-0		0-0-0								
8-19-0		0-0-0		0-0-0		CONFERENCE		0-0-0		0-0-0		8-19-0								
3-9-0		0-0-0		0-0-0		HOME		0-0-0		0-0-0		3-9-0								
5-8-0		0-0-0		0-0-0		AWAY		0-0-0		0-0-0		5-8-0								
0-2-0		0-0-0		0-0-0		NEUTRAL		0-0-0		0-0-0		0-2-0								
RPI	S	Opponent		Score		RPI	S	Opponent		Score		RPI	S	Opponent		Score				
20	A	Duke		5 9								104	A	George Washington		3 8				
												109	A	Pittsburgh		5 18				
												109	A	Pittsburgh		3 15				
												144	A	Navy		1 16				
												144	H	Navy		6 13				
												155	H	NJIT		2 5				
												155	H	NJIT		0 7				
												155	H	NJIT		1 12				
												155	H	NJIT		4 8				
												187	A	Georgetown		5 7				
												187	A	Georgetown		6 7				
												194	N	Bethune-Cookman		3 13				
												200	A	Winthrop		4 5				
												200	A	Winthrop		3 8				
												200	A	Winthrop		1 5				
												224	A	N. C. Central		5 18				
												253	A	Mt. St. Mary's		5 8				
												253	A	Mt. St. Mary's		9 5				
												253	H	Mt. St. Mary's		3 4				
												253	H	Mt. St. Mary's		2 1				
												254	H	Lafayette		3 5				
												254	H	Lafayette		2 6				
												254	H	Lafayette		12 4				
												254	H	Lafayette		0 8				
												256	N	Florida A&M		4 14				
												273	A	Towson		15 8				
												275	A	Coppin St.		1 3				
												275	A	Coppin St.		1 15				
												275	A	Coppin St.		0 3				
												275	H	Coppin St.		4 5				
												275	H	Coppin St.		2 12				
												275	H	Coppin St.		1 0				
												283	A	La Salle		1 6				
												283	H	La Salle		1 12				
						LAST 10 GAMES														
						194	N	Bethune-Cookman		3	13	297	A	Delaware St.		8	3			
						256	N	Florida A&M		4	14	297	A	Delaware St.		4	0			
						187	A	Georgetown		6	7	109	A	Pittsburgh		5	18			
						187	A	Georgetown		5	7	109	A	Pittsburgh		3	15			
						297	A	Delaware St.		5	1	290	H	Norfolk St.		2	6			

Non-Div. I Games:

UMES

UMES

RPI	S	Opponent	Score	
290	A	Norfol k St.	8	2
290	A	Norfol k St.	6	8
290	A	Norfol k St.	2	10
290	H	Norfol k St.	5	6
290	H	Norfol k St.	7	6
290	H	Norfol k St.	2	4
290	H	Norfol k St.	4	5
290	H	Norfol k St.	6	11
290	H	Norfol k St.	2	6
297	A	Del aware St.	8	3
297	A	Del aware St.	5	1
297	A	Del aware St.	4	0
297	A	Del aware St.	16	9
297	A	Del aware St.	5	9
297	A	Del aware St.	4	5
297	H	Del aware St.	0	3
297	H	Del aware St.	2	0
297	H	Del aware St.	5	8

U
M
E
S

UMES

[illegible]

Non-Div. I Games:

Del aware St.

RPI	S	Opponent	Score	
293	H	Fai r l e i g h D i c k i n s o n	5	6
296	A	UMES	3	0
296	A	UMES	8	5
296	A	UMES	0	2
296	H	UMES	1	5
296	H	UMES	0	4
296	H	UMES	3	8
296	H	UMES	9	5
296	H	UMES	5	4
296	H	UMES	9	16

Del aware St.

D
e
l
a
w
a
r
e
s
t
.

D
e
l
a
w
a
r
e
s
t
.