

Average RPI Win: 55		WON-LOST RECORD		WINNING PCT. RANK		LAST 10 GAMES		STRENGTH OF SCHEDULE		OPP. STRENGTH OF SCHEDULE		TEAM RPI		ADJ RPI		CONF. RPI		ADJ CONF. RPI	
Average RPI Loss: 10																			
DIV. I ONLY		43-4-0		.91489 1		10-0-0		1		1		1		.74913 1		1		1	
DIV. I NON-CONF.		30-0-0		1 1		2-0-0		4		6		1		.74221 1		1		1	
TOTALS		RPI 1-25		RPI 26-50		W-L RECORDS		RPI 51-100		RPI 101-150		RPI 150+							
43-4-0		16-3-0		10-1-0		OVERALL		8-0-0		7-0-0		2-0-0							
20-2-0		6-2-0		6-0-0		HOME		6-0-0		1-0-0		1-0-0							
11-2-0		5-1-0		2-1-0		AWAY		2-0-0		2-0-0		0-0-0							
12-0-0		5-0-0		2-0-0		NEUTRAL		0-0-0		4-0-0		1-0-0							
30-0-0		8-0-0		5-0-0		NON-CONFERENCE		8-0-0		7-0-0		2-0-0							
13-0-0		2-0-0		3-0-0		HOME		6-0-0		1-0-0		1-0-0							
5-0-0		1-0-0		0-0-		AWAY		2-0-0		2-0-0		0-0-0							
12-0-0		5-0-0		2-0-0		NEUTRAL		0-0-0		4-0-0		1-0-0							
13-4-0		8-3-0		5-1-0		CONFERENCE		0-0-0		0-0-0		0-0-0							
7-2-0		4-2-0		3-0-0		HOME		0-0-0		0-0-0		0-0-0							
6-2-0		4-1-0		2-1-0		AWAY		0-0-0		0-0-0		0-0-0							
0-0-0		0-0-0		0-0-0		NEUTRAL		0-0-0		0-0-0		0-0-0							
RPI S	Opponent	Score		RPI S	Opponent	Score		RPI S	Opponent	Score		RPI S	Opponent	Score					
2 H	LSU	3	10	30 A	Mississippi St.	3	2	55 A	South Fla.	10	5	107 H	Illinois St.	4	1				
2 H	LSU	10	14	30 A	Mississippi St.	3	5	55 H	South Fla.	7	0	107 N	Illinois St.	8	0				
2 H	LSU	4	3	30 A	Mississippi St.	16	2	62 A	Long Beach St.	10	1	115 N	Cal Poly	6	1				
4 N	Michigan	2	1	32 H	South Carolina	19	0	81 H	Mercer	10	3	121 A	Jacksonville	16	1				
4 N	Michigan	7	4	32 H	South Carolina	10	2	81 H	Mercer	20	3	121 N	Jacksonville	9	0				
5 A	Alabama	4	1	32 H	South Carolina	16	3	85 H	North Florida	2	1	124 N	UC Davis	9	0				
5 A	Alabama	1	0	33 H	North Carolina St.	3	0	99 H	Iowa	8	0	133 A	San Diego	8	0				
5 A	Alabama	1	5	33 H	North Carolina St.	5	3	99 H	Iowa	8	0	151 H	Liberty	11	0				
6 N	Oregon	5	1	33 H	North Carolina St.	1	0					254 N	Hampton	17	0				
6 N	Oregon	3	0	44 N	Fresno St.	4	1												
8 A	Florida St.	5	1	50 N	San Jose St.	9	1												
12 N	Arizona	10	0																
14 H	Kentucky	6	3																
14 H	Kentucky	2	0																
14 H	Kentucky	1	0																
20 A	Georgia	4	3																
20 A	Georgia	8	4																
21 H	UCF	2	1																
24 H	Kansas	7	1																
LAST 10 GAMES																			
20 A	Georgia	4	3	14 H	Kentucky	1	0												
20 A	Georgia	8	4	8 A	Florida St.	5	1												
55 H	South Fla.	7	0	32 H	South Carolina	16	3												
14 H	Kentucky	2	0	32 H	South Carolina	19	0												
14 H	Kentucky	6	3	32 H	South Carolina	10	2												

Non-Div. I Games:

Florida



Average RPI Win: 65		WON-LOST	WINNING	LAST 10		STRENGTH OF	OPP. STRENGTH	TEAM	ADJ	CONF.	ADJ CONF.											
Average RPI Loss: 14		RECORD	PCT. RANK	GAMES		SCHEDULE	OF SCHEDULE	RPI	RPI	RPI	RPI											
DIV. I ONLY		41-5-0	.8913	2	8-2-0	6	3	2	.72999	2	1	1										
DIV. I NON-CONF.		28-0-0	1	1	1-0-0	8	15	2	.74074	2	1	1										
<hr/>																						
TOTALS		RPI 1-25		RPI 26-50		W-L RECORDS		RPI 51-100		RPI 101-150		RPI 150+										
41-5-0		12-4-0		9-1-0		OVERALL		13-0-0		1-0-0		6-0-0										
30-0-0		6-0-0		6-0-0		HOME		11-0-0		1-0-0		6-0-0										
6-5-0		5-4-0		0-1-0		AWAY		1-0-0		0-0-0		0-0-0										
5-0-0		1-0-0		3-0-0		NEUTRAL		1-0-0		0-0-0		0-0-0										
28-0-0		7-0-0		7-0-0		NON-CONFERENCE		7-0-0		1-0-0		6-0-0										
22-0-0		6-0-0		4-0-0		HOME		5-0-0		1-0-0		6-0-0										
1-0-0		0-0-0		0-0-		AWAY		1-0-0		0-0-0		0-0-0										
5-0-0		1-0-0		3-0-0		NEUTRAL		1-0-0		0-0-0		0-0-0										
13-5-0		5-4-0		2-1-0		CONFERENCE		6-0-0		0-0-0		0-0-0										
8-0-0		0-0-0		2-0-0		HOME		6-0-0		0-0-0		0-0-0										
5-5-0		5-4-0		0-1-0		AWAY		0-0-0		0-0-0		0-0-0										
0-0-0		0-0-0		0-0-0		NEUTRAL		0-0-0		0-0-0		0-0-0										
RPI	S	Opponent		Score		RPI	S	Opponent		Score		RPI	S	Opponent		Score						
1	A	Florida		10 3		26	H	Texas A&M		6 1		52	N	Cal St. Fullerton		8 0						
1	A	Florida		14 10		26	H	Texas A&M		6 3		53	H	Ole Miss		5 2						
1	A	Florida		3 4		27	H	South Ala.		8 0		53	H	Ole Miss		8 2						
10	A	Tennessee		7 4		30	A	Mississippi St.		4 9		53	H	Ole Miss		8 0						
10	A	Tennessee		5 8		33	H	North Carolina St.		7 0		63	H	Northwestern St.		15 1						
10	A	Tennessee		5 1		33	H	North Carolina St.		4 2		63	H	Northwestern St.		11 0						
12	N	Arizona		4 3		34	N	Northwestern		10 0		77	H	La.-Monroe		7 3						
13	H	Oklahoma		10 2		36	H	Fla. Atlantic		12 4		78	A	McNeese St.		13 4						
13	H	Oklahoma		1 0		39	N	San Diego St.		6 1		82	H	Arkansas		7 1						
14	A	Kentucky		1 3		47	N	Nebraska		10 2		82	H	Arkansas		10 0						
14	A	Kentucky		2 0								82	H	Arkansas		6 0						
14	A	Kentucky		2 5								86	H	Louisiana Tech		7 5						
15	H	Notre Dame		3 2								92	H	Ball St.		7 3						
15	H	Notre Dame		7 1																		
25	H	Hofstra		8 0																		
25	H	Hofstra		3 0																		
<hr/>																						
LAST 10 GAMES																						
26 H Texas A&M						6 3						10 A Tennessee						5 1				
26 H Texas A&M						6 1						30 A Mississippi St.						4 9				
78 A McNeese St.						13 4						53 H Ole Miss						8 2				
10 A Tennessee						5 8						53 H Ole Miss						8 0				
10 A Tennessee						7 4						53 H Ole Miss						5 2				

Non-Div. I Games:

LSU



Average RPI Win: 62		WON-LOST	WINNING	LAST 10	STRENGTH OF		OPP. STRENGTH	TEAM	ADJ	CONF.	ADJ CONF.
Average RPI Loss: 27		RECORD	PCT. RANK	GAMES	SCHEDULE		OF SCHEDULE	RPI	RPI	RPI	RPI
DIV. I ONLY		41-8-0	.83673	10	6-4-0		4	8	3	.70843	3
DIV. I NON-CONF.		28-3-0	.90323	5	1-0-0		13	20	5	.69493	4
TOTALS		RPI 1-25	RPI 26-50		W-L RECORDS		RPI 51-100		RPI 101-150		RPI 150+
41-8-0		11-5-0	9-1-0		OVERALL		14-2-0		3-0-0		4-0-0
24-3-0		6-3-0	6-0-0		HOME		6-0-0		2-0-0		4-0-0
10-4-0		3-2-0	2-1-0		AWAY		5-1-0		0-0-0		0-0-0
7-1-0		2-0-0	1-0-0		NEUTRAL		3-1-0		1-0-0		0-0-0
28-3-0		3-1-0	7-0-0		NON-CONFERENCE		11-2-0		3-0-0		4-0-0
18-0-0		0-0-0	6-0-0		HOME		6-0-0		2-0-0		4-0-0
3-2-0		1-1-0	0-0-		AWAY		2-1-0		0-0-0		0-0-0
7-1-0		2-0-0	1-0-0		NEUTRAL		3-1-0		1-0-0		0-0-0
13-5-0		8-4-0	2-1-0		CONFERENCE		3-0-0		0-0-0		0-0-0
6-3-0		6-3-0	0-0-0		HOME		0-0-0		0-0-0		0-0-0
7-2-0		2-1-0	2-1-0		AWAY		3-0-0		0-0-0		0-0-0
0-0-0		0-0-0	0-0-0		NEUTRAL		0-0-0		0-0-0		0-0-0
RPI S	Opponent	Score	RPI S	Opponent	Score	RPI S	Opponent	Score	RPI S	Opponent	Score
5 H	Alabama	0 6	26 A	Texas A&M	4 12	52 A	Cal St. Fullerton	2 3	108 H	Samford	13 0
5 H	Alabama	3 13	26 A	Texas A&M	8 1	53 A	Ole Miss	7 3	142 N	Pacific	4 1
5 H	Alabama	13 12	26 A	Texas A&M	12 4	53 A	Ole Miss	14 3	148 H	Winthrop	15 4
8 A	Florida St.	10 4	40 H	Georgia St.	20 8	53 A	Ole Miss	10 2	158 H	Eastern Ill.	9 1
8 A	Florida St.	7 10	40 H	Georgia St.	10 0	54 H	Ohio St.	14 2	162 H	Appalachian St.	9 0
10 H	Tennessee	12 9	41 N	Marshall	5 4	55 A	South Fla.	6 2	189 H	George Washington	8 0
10 H	Tennessee	6 8	43 H	Chattanooga	12 1	55 N	South Fla.	8 0	246 H	Evansville	12 0
10 H	Tennessee	6 2	46 H	UAB	10 6	58 A	Troy	2 0			
11 A	Missouri	10 8	46 H	UAB	11 2	58 H	Troy	15 5			
11 A	Missouri	4 5	48 H	SIUE	8 5	61 H	Texas St.	6 2			
11 A	Missouri	14 6				62 N	Long Beach St.	8 7			
12 N	Arizona	20 2				81 H	Mercer	9 1			
14 H	Kentucky	4 1				81 H	Mercer	7 3			
14 H	Kentucky	5 0				92 H	Ball St.	12 1			
14 H	Kentucky	9 7				95 N	Dartmouth	2 4			
16 N	Arizona St.	7 4				95 N	Dartmouth	6 3			
LAST 10 GAMES											
5 H	Alabama	13 12	26 A	Texas A&M	8 1						
5 H	Alabama	3 13	46 H	UAB	10 6						
5 H	Alabama	0 6	10 H	Tennessee	12 9						
26 A	Texas A&M	4 12	10 H	Tennessee	6 8						
26 A	Texas A&M	12 4	10 H	Tennessee	6 2						

Non-Div. I Games:

Auburn



Average RPI Win:		86	WON-LOST		WINNING		LAST 10		STRENGTH OF		OPP. STRENGTH		TEAM	ADJ		CONF.	ADJ CONF.							
Average RPI Loss:		34	RECORD		PCT. RANK		GAMES		SCHEDULE		OF SCHEDULE		RPI	RPI		RPI	RPI							
DIV. I ONLY			41-6-0		.87234		5		10-0-0		18		18		6		.69053		4		6		6	
DIV. I NON-CONF.			27-4-0		.87097		11		1-0-0		7		2		3		.70435		3		6		6	
TOTALS		RPI 1-25		RPI 26-50				W-L RECORDS				RPI 51-100				RPI 101-150				RPI 150+				
41-6-0		10-4-0		3-0-0				OVERALL				16-2-0				6-0-0				6-0-0				
10-2-0		0-0-0		0-0-0				HOME				4-2-0				3-0-0				3-0-0				
17-1-0		8-1-0		0-0-0				AWAY				8-0-0				1-0-0				0-0-0				
14-3-0		2-3-0		3-0-0				NEUTRAL				4-0-0				2-0-0				3-0-0				
27-4-0		8-3-0		3-0-0				NON-CONFERENCE				8-1-0				2-0-0				6-0-0				
5-1-0		0-0-0		0-0-0				HOME				2-1-0				0-0-0				3-0-0				
8-0-0		6-0-0		0-0-				AWAY				2-0-0				0-0-0				0-0-0				
14-3-0		2-3-0		3-0-0				NEUTRAL				4-0-0				2-0-0				3-0-0				
14-2-0		2-1-0		0-0-0				CONFERENCE				8-1-0				4-0-0				0-0-0				
5-1-0		0-0-0		0-0-0				HOME				2-1-0				3-0-0				0-0-0				
9-1-0		2-1-0		0-0-0				AWAY				6-0-0				1-0-0				0-0-0				
0-0-0		0-0-0		0-0-0				NEUTRAL				0-0-0				0-0-0				0-0-0				
RPI	S	Opponent		Score		RPI	S	Opponent		Score		RPI	S	Opponent		Score		RPI	S	Opponent		Score		
1	N	Florida		1	2	31	N	Western Ky.		8	0	52	A	Cal St. Fullerton		9	0	107	N	Illinois St.		4	1	
1	N	Florida		4	7	39	N	San Diego St.		10	2	54	A	Ohio St.		20	0	141	N	Binghamton		15	0	
5	A	Alabama		8	2	50	N	San Jose St.		9	1	54	A	Ohio St.		13	1	146	A	Michigan St.		10	0	
5	A	Alabama		4	1							54	A	Ohio St.		13	1	150	H	Indiana		11	2	
8	A	Florida St.		6	5							55	A	South Fla.		4	3	150	H	Indiana		3	0	
8	A	Florida St.		2	1							66	H	Kent St.		4	1	150	H	Indiana		7	1	
16	A	Arizona St.		7	5							66	H	Kent St.		10	1	165	H	Western Mich.		8	2	
16	A	Arizona St.		6	2							66	H	Kent St.		0	3	204	N	Toledo		20	5	
16	N	Arizona St.		0	2							72	N	Lipscomb		7	1	204	N	Toledo		9	0	
17	N	James Madison		10	0							72	N	Lipscomb		13	1	210	H	Bowling Green		8	1	
18	A	Minnesota		1	9							75	A	Rutgers		16	3	231	H	Eastern Mich.		11	1	
18	A	Minnesota		9	4							75	A	Rutgers		5	0	254	N	Hampton		9	2	
18	A	Minnesota		9	1							75	A	Rutgers		18	0							
22	N	Baylor		11	1							89	N	Georgia Tech		10	0							
												89	N	Georgia Tech		10	2							
												99	H	Iowa		7	4							
												99	H	Iowa		4	6							
												99	H	Iowa		6	0							
						LAST 10 GAMES																		
						150	H	Indiana		7	1	75	A	Rutgers		16	3							
						150	H	Indiana		3	0	75	A	Rutgers		18	0							
						150	H	Indiana		11	2	231	H	Eastern Mich.		11	1							
						146	A	Michigan St.		10	0	18	A	Minnesota		9	1							
						75	A	Rutgers		5	0	18	A	Minnesota		9	4							

Non-Div. I Games:

Michigan



Average RPI Win: 71		WON-LOST	WINNING	LAST 10	STRENGTH OF		OPP. STRENGTH	TEAM	ADJ	CONF.	ADJ CONF.
Average RPI Loss: 16		RECORD	PCT. RANK	GAMES	SCHEDULE		OF SCHEDULE	RPI	RPI	RPI	RPI
DIV. I ONLY		35-10-0	.77778	18	8-2-0		2	2	5	.68539	5
DIV. I NON-CONF.		23-4-0	.85185	17	4-0-0		25	9	7	.66169	7
TOTALS		RPI 1-25	RPI 26-50		W-L RECORDS		RPI 51-100		RPI 101-150		RPI 150+
35-10-0		10-8-0	7-1-0		OVERALL		8-1-0		7-0-0		3-0-0
16-6-0		4-5-0	5-1-0		HOME		5-0-0		0-0-0		2-0-0
10-4-0		6-3-0	2-0-0		AWAY		1-1-0		1-0-0		0-0-0
9-0-0		0-0-0	0-0-0		NEUTRAL		2-0-0		6-0-0		1-0-0
23-4-0		3-3-0	5-0-0		NON-CONFERENCE		5-1-0		7-0-0		3-0-0
10-3-0		3-3-0	3-0-0		HOME		2-0-0		0-0-0		2-0-0
4-1-0		0-0-0	2-0-		AWAY		1-1-0		1-0-0		0-0-0
9-0-0		0-0-0	0-0-0		NEUTRAL		2-0-0		6-0-0		1-0-0
12-6-0		7-5-0	2-1-0		CONFERENCE		3-0-0		0-0-0		0-0-0
6-3-0		1-2-0	2-1-0		HOME		3-0-0		0-0-0		0-0-0
6-3-0		6-3-0	0-0-0		AWAY		0-0-0		0-0-0		0-0-0
0-0-0		0-0-0	0-0-0		NEUTRAL		0-0-0		0-0-0		0-0-0
RPI S	Opponent	Score	RPI S	Opponent	Score	RPI S	Opponent	Score	RPI S	Opponent	Score
1 H	Florida	1 4	26 H	Texas A&M	8 5	53 H	Ole Miss	10 0	108 A	Samford	7 1
1 H	Florida	5 1	26 H	Texas A&M	5 11	53 H	Ole Miss	7 0	112 N	Houston	6 2
1 H	Florida	0 1	26 H	Texas A&M	13 0	53 H	Ole Miss	6 0	115 N	Cal Poly	1 0
3 A	Auburn	12 13	27 A	South Ala.	2 1	72 H	Lipscomb	6 1	122 N	FGCU	13 1
3 A	Auburn	13 3	33 H	North Carolina St.	2 0	78 N	McNeese St.	4 0	132 N	Eastern Ky.	8 0
3 A	Auburn	6 0	40 H	Georgia St.	9 1	79 A	Stanford	15 6	142 N	Pacific	13 0
4 H	Michigan	1 4	46 A	UAB	10 0	79 A	Stanford	1 4	142 N	Pacific	10 0
4 H	Michigan	2 8	46 H	UAB	14 1	89 H	Georgia Tech	11 0	179 N	Middle Tenn.	11 0
9 H	La.-Lafayette	1 2				100 N	FIU	11 2	221 H	Southern Miss.	12 1
9 H	La.-Lafayette	3 2							264 H	Mississippi Val.	17 0
9 H	La.-Lafayette	5 1									
14 A	Kentucky	7 3									
14 A	Kentucky	1 2									
14 A	Kentucky	2 0									
17 H	James Madison	6 4									
20 A	Georgia	6 7									
20 A	Georgia	7 4									
20 A	Georgia	4 2									
LAST 10 GAMES											
3 A	Auburn	12 13	179 N	Middle Tenn.	11 0						
3 A	Auburn	13 3	46 A	UAB	10 0						
3 A	Auburn	6 0	14 A	Kentucky	2 0						
33 H	North Carolina St.	2 0	14 A	Kentucky	7 3						
46 H	UAB	14 1	14 A	Kentucky	1 2						

Non-Div. I Games:

Alabama



Average RPI Win:	76	WON-LOST RECORD	WINNING PCT. RANK	LAST 10 GAMES	STRENGTH OF SCHEDULE	OPP. STRENGTH OF SCHEDULE	TEAM RPI	ADJ RPI	CONF. RPI	ADJ CONF. RPI		
DIV. I ONLY		37-5-0	.88095	3	8-2-0	16	6	4	.68396	6	2	2
DIV. I NON-CONF.		22-3-0	.88	9	0-0-0	44	8	11	.65092	11	2	2
<hr/>												
TOTALS	RPI 1-25	RPI 26-50		W-L RECORDS		RPI 51-100		RPI 101-150		RPI 150+		
37-5-0	8-5-0	12-0-0		OVERALL		6-0-0		5-0-0		6-0-0		
10-1-0	5-1-0	3-0-0		HOME		0-0-0		0-0-0		2-0-0		
12-2-0	3-2-0	5-0-0		AWAY		2-0-0		2-0-0		0-0-0		
15-2-0	0-2-0	4-0-0		NEUTRAL		4-0-0		3-0-0		4-0-0		
22-3-0	1-3-0	6-0-0		NON-CONFERENCE		4-0-0		5-0-0		6-0-0		
2-0-0	0-0-0	0-0-0		HOME		0-0-0		0-0-0		2-0-0		
5-1-0	1-1-0	2-0-		AWAY		0-0-0		2-0-0		0-0-0		
15-2-0	0-2-0	4-0-0		NEUTRAL		4-0-0		3-0-0		4-0-0		
15-2-0	7-2-0	6-0-0		CONFERENCE		2-0-0		0-0-0		0-0-0		
8-1-0	5-1-0	3-0-0		HOME		0-0-0		0-0-0		0-0-0		
7-1-0	2-1-0	3-0-0		AWAY		2-0-0		0-0-0		0-0-0		
0-0-0	0-0-0	0-0-0		NEUTRAL		0-0-0		0-0-0		0-0-0		
RPI S	Opponent	Score		RPI S	Opponent	Score		RPI S	Opponent	Score		
1 N	Florida	0	3	26 A	Texas A&M	5	1	62 N	Long Beach St.	12	3	
1 N	Florida	1	5	28 N	Texas	9	0	74 N	Tulsa	4	2	
7 A	UCLA	6	4	29 A	Utah	12	0	79 A	Stanford	12	8	
7 A	UCLA	10	0	29 A	Utah	15	9	79 A	Stanford	5	4	
7 A	UCLA	1	8	29 A	Utah	4	2	87 N	St. John's (NY)	8	5	
16 H	Arizona St.	7	0	34 N	Northwestern	8	0	99 N	Iowa	2	1	
16 H	Arizona St.	12	3	35 N	North Carolina	8	5					
16 H	Arizona St.	4	3	39 A	San Diego St.	7	3					
22 A	Baylor	1	2	44 N	Fresno St.	3	0					
22 A	Baylor	4	1	45 H	Oregon St.	23	12					
23 H	Washington	2	10	45 H	Oregon St.	10	0					
23 H	Washington	8	0	45 H	Oregon St.	9	0					
23 H	Washington	15	6									
				LAST 10 GAMES								
				79 A	Stanford	12	8	7	A UCLA	10	0	
				79 A	Stanford	5	4	7	A UCLA	6	4	
				16 H	Arizona St.	4	3	7	A UCLA	1	8	
				16 H	Arizona St.	12	3	23 H	Washington	15	6	
				16 H	Arizona St.	7	0	23 H	Washington	2	10	



Average RPI Win:	80	WON-LOST	WINNING	LAST 10	STRENGTH OF	OPP. STRENGTH	TEAM	ADJ	CONF.	ADJ CONF.				
Average RPI Loss:	22	RECORD	PCT. RANK	GAMES	SCHEDULE	OF SCHEDULE	RPI	RPI	RPI	RPI				
DIV. I ONLY		38-8-0	.82609	13	8-2-0	17	11	8	.67382	7	2	2		
DIV. I NON-CONF.		26-5-0	.83871	20	1-0-0	42	13	15	.64708	12	2	2		
<hr/>														
TOTALS	RPI 1-25	RPI 26-50		W-L RECORDS		RPI 51-100		RPI 101-150		RPI 150+				
38-8-0	8-5-0	9-2-0		OVERALL		9-1-0		6-0-0		6-0-0				
19-4-0	5-3-0	5-1-0		HOME		3-0-0		4-0-0		2-0-0				
6-2-0	2-1-0	1-0-0		AWAY		3-1-0		0-0-0		0-0-0				
13-2-0	1-1-0	3-1-0		NEUTRAL		3-0-0		2-0-0		4-0-0				
<hr/>														
26-5-0	2-2-0	6-2-0		NON-CONFERENCE		6-1-0		6-0-0		6-0-0				
12-2-0	1-1-0	2-1-0		HOME		3-0-0		4-0-0		2-0-0				
1-1-0	0-0-0	1-0-		AWAY		0-1-0		0-0-0		0-0-0				
13-2-0	1-1-0	3-1-0		NEUTRAL		3-0-0		2-0-0		4-0-0				
<hr/>														
12-3-0	6-3-0	3-0-0		CONFERENCE		3-0-0		0-0-0		0-0-0				
7-2-0	4-2-0	3-0-0		HOME		0-0-0		0-0-0		0-0-0				
5-1-0	2-1-0	0-0-0		AWAY		3-0-0		0-0-0		0-0-0				
0-0-0	0-0-0	0-0-0		NEUTRAL		0-0-0		0-0-0		0-0-0				
<hr/>														
RPI	S	Opponent	Score		RPI	S	Opponent	Score		RPI	S	Opponent	Score	
6	H	Oregon	4	6	26	H	Texas A&M	13	0	52	H	Cal St. Fullerton	9	1
6	H	Oregon	8	1	26	H	Texas A&M	4	6	54	N	Ohio St.	8	0
6	H	Oregon	0	10	28	N	Texas	3	5	60	N	Hawaii	8	4
8	N	Florida St.	1	5	29	H	Utah	6	0	62	A	Long Beach St.	4	5
11	N	Missouri	8	0	29	H	Utah	1	0	70	H	Idaho St.	13	3
15	H	Notre Dame	4	8	29	H	Utah	4	2	73	H	Purdue	9	3
19	H	California	8	5	34	N	Northwestern	12	3	79	A	Stanford	10	2
19	H	California	8	0	34	N	Northwestern	8	2	79	A	Stanford	12	4
19	H	California	5	3	39	H	San Diego St.	4	1	79	A	Stanford	18	3
22	H	Baylor	3	2	42	A	CSUN	6	4	91	N	Wichita St.	11	0
23	A	Washington	8	4	47	N	Nebraska	5	1					
23	A	Washington	10	3										
23	A	Washington	2	6										
<hr/>														
LAST 10 GAMES														
19 H California					8	5	79 A Stanford					12	4	
19 H California					5	3	52 H Cal St. Fullerton					9	1	
19 H California					8	0	6 H Oregon					0	10	
79 A Stanford					10	2	6 H Oregon					4	6	
79 A Stanford					18	3	6 H Oregon					8	1	

Non-Div. I Games:

UCLA



Average RPI Win: 87		WON-LOST	WINNING	LAST 10	STRENGTH OF		OPP. STRENGTH	TEAM	ADJ	CONF.	ADJ CONF.
Average RPI Loss: 20		RECORD	PCT. RANK	GAMES	SCHEDULE		OF SCHEDULE	RPI	RPI	RPI	RPI
DIV. I ONLY		37-11-0	.77083	21	7-3-0		11	12	10	.67324	8
DIV. I NON-CONF.		20-8-0	.71429	46	1-1-0		5	1	10	.66392	6
TOTALS		RPI 1-25	RPI 26-50		W-L RECORDS		RPI 51-100		RPI 101-150		RPI 150+
37-11-0		6-8-0	12-1-0		OVERALL		4-2-0		8-0-0		7-0-0
21-7-0		4-6-0	4-0-0		HOME		3-1-0		5-0-0		5-0-0
9-2-0		0-0-0	7-1-0		AWAY		1-1-0		0-0-0		1-0-0
7-2-0		2-2-0	1-0-0		NEUTRAL		0-0-0		3-0-0		1-0-0
20-8-0		4-7-0	7-0-0		NON-CONFERENCE		0-1-0		5-0-0		4-0-0
10-6-0		2-5-0	4-0-0		HOME		0-1-0		2-0-0		2-0-0
3-0-0		0-0-0	2-0-		AWAY		0-0-0		0-0-0		1-0-0
7-2-0		2-2-0	1-0-0		NEUTRAL		0-0-0		3-0-0		1-0-0
17-3-0		2-1-0	5-1-0		CONFERENCE		4-1-0		3-0-0		3-0-0
11-1-0		2-1-0	0-0-0		HOME		3-0-0		3-0-0		3-0-0
6-2-0		0-0-0	5-1-0		AWAY		1-1-0		0-0-0		0-0-0
0-0-0		0-0-0	0-0-0		NEUTRAL		0-0-0		0-0-0		0-0-0
RPI S	Opponent	Score	RPI S	Opponent	Score	RPI S	Opponent	Score	RPI S	Opponent	Score
1 H	Florida	1 5	31 H	Western Ky.	2 1	56 A	Louisville	0 1	105 H	Boston College	2 1
3 H	Auburn	10 7	32 N	South Carolina	4 3	56 A	Louisville	9 1	105 H	Boston College	5 0
3 H	Auburn	4 10	33 A	North Carolina St.	6 5	58 H	Troy	4 6	105 H	Boston College	5 1
4 H	Michigan	5 6	33 A	North Carolina St.	10 1	59 H	Pittsburgh	3 0	123 N	Coastal Caro.	8 0
4 H	Michigan	1 2	33 A	North Carolina St.	4 9	59 H	Pittsburgh	7 0	123 N	Coastal Caro.	9 0
7 N	UCLA	5 1	36 A	Fla. Atlantic	12 0	59 H	Pittsburgh	8 0	136 H	Ga. Southern	8 0
10 N	Tennessee	1 4	36 A	Fla. Atlantic	1 0				136 H	Ga. Southern	4 0
14 H	Kentucky	1 3	37 A	Virginia Tech	7 6				139 N	Oklahoma St.	4 1
14 H	Kentucky	3 2	37 A	Virginia Tech	7 5				191 H	Virginia	9 1
15 H	Notre Dame	7 3	37 A	Virginia Tech	5 2				191 H	Virginia	8 0
15 H	Notre Dame	4 1	38 H	USC Upstate	2 0				191 H	Virginia	8 0
15 H	Notre Dame	0 12	47 H	Nebraska	4 1				197 H	Colgate	8 0
19 N	California	6 7	47 H	Nebraska	3 2				212 N	Bethune-Cookman	12 0
25 N	Hofstra	2 1							250 A	Florida A&M	12 5
									250 H	Florida A&M	11 0
			LAST 10 GAMES								
			191 H	Virginia	8 0	1 H	Florida	1 5			
			191 H	Virginia	9 1	33 A	North Carolina St.	4 9			
			191 H	Virginia	8 0	33 A	North Carolina St.	6 5			
			56 A	Louisville	9 1	33 A	North Carolina St.	10 1			
			56 A	Louisville	0 1	250 H	Florida A&M	11 0			

Non-Div. I Games:

Florida St.



Average RPI Win:	91	WON-LOST RECORD	WINNING PCT. RANK	LAST 10 GAMES	STRENGTH OF SCHEDULE	OPP. STRENGTH OF SCHEDULE	TEAM RPI	ADJ RPI	CONF. RPI	ADJ CONF. RPI		
DIV. I ONLY		34-5-0	.87179	6	9-1-0	23	27	7	.6719	9	5	5
DIV. I NON-CONF.		17-2-0	.89474	6	2-0-0	9	7	4	.68923	5	5	5
<hr/>												
TOTALS	RPI 1-25	RPI 26-50		W-L RECORDS		RPI 51-100		RPI 101-150		RPI 150+		
34-5-0	5-2-0	6-1-0		OVERALL		9-2-0		8-0-0		6-0-0		
27-1-0	4-0-0	4-0-0		HOME		7-1-0		8-0-0		4-0-0		
7-4-0	1-2-0	2-1-0		AWAY		2-1-0		0-0-0		2-0-0		
0-0-0	0-0-0	0-0-0		NEUTRAL		0-0-0		0-0-0		0-0-0		
17-2-0	5-2-0	1-0-0		NON-CONFERENCE		5-0-0		2-0-0		4-0-0		
16-0-0	4-0-0	1-0-0		HOME		5-0-0		2-0-0		4-0-0		
1-2-0	1-2-0	0-0-		AWAY		0-0-0		0-0-0		0-0-0		
0-0-0	0-0-0	0-0-0		NEUTRAL		0-0-0		0-0-0		0-0-0		
17-3-0	0-0-0	5-1-0		CONFERENCE		4-2-0		6-0-0		2-0-0		
11-1-0	0-0-0	3-0-0		HOME		2-1-0		6-0-0		0-0-0		
6-2-0	0-0-0	2-1-0		AWAY		2-1-0		0-0-0		2-0-0		
0-0-0	0-0-0	0-0-0		NEUTRAL		0-0-0		0-0-0		0-0-0		
RPI S	Opponent	Score		RPI S	Opponent	Score		RPI S	Opponent	Score		
5 A	Alabama	1	5	27 A	South Ala.	5	8	58 H	Troy	6	3	
5 A	Alabama	2	3	27 A	South Ala.	3	2	58 H	Troy	12	2	
5 A	Alabama	2	1	27 A	South Ala.	9	3	58 H	Troy	5	9	
22 H	Baylor	3	1	33 H	North Carolina St.	6	0	61 A	Texas St.	4	0	
22 H	Baylor	12	2	40 H	Georgia St.	10	2	61 A	Texas St.	15	2	
25 H	Hofstra	9	0	40 H	Georgia St.	8	0	61 A	Texas St.	13	14	
25 H	Hofstra	3	0	40 H	Georgia St.	10	1	70 H	Idaho St.	6	0	
								70 H	Idaho St.	3	0	
								70 H	Idaho St.	5	1	
								78 H	McNeese St.	11	3	
								99 H	Iowa	4	3	

Non-Div. I Games:

La.-Lafayette



Average RPI Win:		89	WON-LOST RECORD		WINNING PCT. RANK		LAST 10 GAMES		STRENGTH OF SCHEDULE		OPP. STRENGTH OF SCHEDULE		TEAM RPI		ADJ RPI		CONF. RPI		ADJ CONF. RPI					
DIV. I ONLY			35-11-0		.76087		26		8-2-0		7		14		9		.66546		10		1		1	
DIV. I NON-CONF.			24-4-0		.85714		14		4-0-0		52		72		17		.63501		17		1		1	
TOTALS		RPI 1-25		RPI 26-50				W-L RECORDS				RPI 51-100				RPI 101-150				RPI 150+				
35-11-0		9-6-0		5-5-0				OVERALL				7-0-0				6-0-0				8-0-0				
17-4-0		6-3-0		0-1-0				HOME				2-0-0				5-0-0				4-0-0				
9-4-0		1-2-0		5-2-0				AWAY				2-0-0				0-0-0				1-0-0				
9-3-0		2-1-0		0-2-0				NEUTRAL				3-0-0				1-0-0				3-0-0				
24-4-0		2-1-0		1-3-0				NON-CONFERENCE				7-0-0				6-0-0				8-0-0				
11-1-0		0-0-0		0-1-0				HOME				2-0-0				5-0-0				4-0-0				
4-0-0		0-0-0		1-0-				AWAY				2-0-0				0-0-0				1-0-0				
9-3-0		2-1-0		0-2-0				NEUTRAL				3-0-0				1-0-0				3-0-0				
11-7-0		7-5-0		4-2-0				CONFERENCE				0-0-0				0-0-0				0-0-0				
6-3-0		6-3-0		0-0-0				HOME				0-0-0				0-0-0				0-0-0				
5-4-0		1-2-0		4-2-0				AWAY				0-0-0				0-0-0				0-0-0				
0-0-0		0-0-0		0-0-0				NEUTRAL				0-0-0				0-0-0				0-0-0				
RPI	S	Opponent		Score		RPI	S	Opponent		Score		RPI	S	Opponent		Score		RPI	S	Opponent		Score		
2	H	LSU		4	7	29	N	Utah		3	4	51	H	North Dakota St.		14	3	107	H	Illinois St.		19	3	
2	H	LSU		8	5	30	A	Mississippi St.		4	3	55	A	South Fla.		9	1	107	H	Illinois St.		6	0	
2	H	LSU		1	5	30	A	Mississippi St.		5	3	65	A	Kennesaw St.		13	5	122	N	FGCU		9	0	
3	A	Auburn		8	6	30	A	Mississippi St.		16	8	69	N	Dayton		9	0	132	H	Eastern Ky.		7	4	
3	A	Auburn		9	12	31	H	Western Ky.		0	2	71	N	Fordham		5	0	132	H	Eastern Ky.		7	2	
3	A	Auburn		2	6	32	A	South Carolina		6	7	73	H	Purdue		8	0	149	H	Tennessee Tech		6	1	
8	N	Florida St.		4	1	32	A	South Carolina		0	8	87	N	St. John's (NY)		9	1	160	H	Indiana St.		8	0	
11	H	Missouri		10	7	32	A	South Carolina		9	1							160	H	Indiana St.		12	0	
11	H	Missouri		12	4	37	A	Virginia Tech		13	4							166	H	UNI		5	4	
11	H	Missouri		8	9	47	N	Nebraska		2	5							201	N	Ohio		5	0	
15	N	Notre Dame		8	4													203	A	East Tenn. St.		11	0	
19	N	California		0	1													203	H	East Tenn. St.		10	0	
20	H	Georgia		6	2													266	N	Northern Ky.		15	2	
20	H	Georgia		4	3													282	N	Detroit		14	0	
20	H	Georgia		1	0																			







A  
r  
i  
z  
o  
n  
a

Arizona



O  
k  
l  
a  
h  
o  
m  
a

Oklahoma



Average RPI Win: 98		WON-LOST	WINNING	LAST 10	STRENGTH OF		OPP. STRENGTH	TEAM	ADJ	CONF.	ADJ CONF.
Average RPI Loss: 14		RECORD	PCT. RANK	GAMES	SCHEDULE		OF SCHEDULE	RPI	RPI	RPI	RPI
DIV. I ONLY		28-16-0	.63636	69	3		4	14	.64399	14	1
DIV. I NON-CONF.		23-3-0	.88462	7	46		49	13	.64432	14	1
TOTALS		RPI 1-25	RPI 26-50		W-L RECORDS		RPI 51-100		RPI 101-150		RPI 150+
28-16-0		5-11-0	6-4-0		OVERALL		4-1-0		7-0-0		6-0-0
11-5-0		3-3-0	3-2-0		HOME		0-0-0		2-0-0		3-0-0
8-10-0		1-7-0	1-2-0		AWAY		3-1-0		2-0-0		1-0-0
9-1-0		1-1-0	2-0-0		NEUTRAL		1-0-0		3-0-0		2-0-0
23-3-0		2-2-0	4-0-0		NON-CONFERENCE		4-1-0		7-0-0		6-0-0
7-0-0		0-0-0	2-0-0		HOME		0-0-0		2-0-0		3-0-0
7-2-0		1-1-0	0-0-		AWAY		3-1-0		2-0-0		1-0-0
9-1-0		1-1-0	2-0-0		NEUTRAL		1-0-0		3-0-0		2-0-0
5-13-0		3-9-0	2-4-0		CONFERENCE		0-0-0		0-0-0		0-0-0
4-5-0		3-3-0	1-2-0		HOME		0-0-0		0-0-0		0-0-0
1-8-0		0-6-0	1-2-0		AWAY		0-0-0		0-0-0		0-0-0
0-0-0		0-0-0	0-0-0		NEUTRAL		0-0-0		0-0-0		0-0-0
RPI S	Opponent	Score	RPI S	Opponent	Score	RPI S	Opponent	Score	RPI S	Opponent	Score
1 A	Florida	3 6	26 A	Texas A&M	3 2	56 A	Louisville	4 0	129 N	IUPUI	9 4
1 A	Florida	0 1	26 A	Texas A&M	3 6	62 N	Long Beach St.	13 1	132 H	Eastern Ky.	2 0
1 A	Florida	0 2	26 A	Texas A&M	0 3	65 A	Kennesaw St.	8 9	136 N	Ga. Southern	9 0
2 H	LSU	3 1	32 H	South Carolina	2 0	98 A	Murray St.	1 0	136 N	Ga. Southern	10 0
2 H	LSU	0 2	32 H	South Carolina	6 7	98 A	Murray St.	5 2	149 A	Tennessee Tech	5 1
2 H	LSU	5 2	32 H	South Carolina	4 6				149 A	Tennessee Tech	10 0
3 A	Auburn	7 9	36 H	Fla. Atlantic	7 1				150 H	Indiana	4 1
3 A	Auburn	0 5	36 H	Fla. Atlantic	3 1				163 N	Southern Ill.	5 2
3 A	Auburn	1 4	39 N	San Diego St.	5 2				195 N	LIU Brooklyn	5 3
5 H	Alabama	2 1	45 N	Oregon St.	6 5				201 H	Ohio	6 0
5 H	Alabama	0 2							201 H	Ohio	7 2
5 H	Alabama	3 7							201 H	Ohio	6 4
8 A	Florida St.	3 1							250 A	Florida A&M	4 2
8 A	Florida St.	2 3									
12 N	Arizona	5 2									
13 N	Oklahoma	3 7									
LAST 10 GAMES											
	32 H	South Carolina	6 7	1 A	Florida	0 1					
	32 H	South Carolina	2 0	36 H	Fla. Atlantic	7 1					
	32 H	South Carolina	4 6	36 H	Fla. Atlantic	3 1					
	1 A	Florida	0 2	5 H	Alabama	0 2					
	1 A	Florida	3 6	5 H	Alabama	3 7					

Non-Div. I Games:

Kentucky



Average RPI Win:	105	WON-LOST RECORD	WINNING PCT. RANK	LAST 10 GAMES	STRENGTH OF SCHEDULE	OPP. STRENGTH OF SCHEDULE	TEAM RPI	ADJ RPI	CONF. RPI	ADJ CONF. RPI					
DIV. I ONLY		37-11-0	.77083	21	10-0-0	31	24	17	.64015	15	4	4			
DIV. I NON-CONF.		21-6-0	.77778	32	4-0-0	22	26	16	.63813	16	4	4			
<hr/>															
TOTALS	RPI 1-25	RPI 26-50		W-L RECORDS		RPI 51-100		RPI 101-150		RPI 150+					
37-11-0	4-6-0	6-4-0		OVERALL		10-1-0		7-0-0		10-0-0					
16-0-0	0-0-0	4-0-0		HOME		3-0-0		3-0-0		6-0-0					
11-8-0	2-4-0	0-3-0		AWAY		4-1-0		3-0-0		2-0-0					
10-3-0	2-2-0	2-1-0		NEUTRAL		3-0-0		1-0-0		2-0-0					
21-6-0	3-4-0	3-1-0		NON-CONFERENCE		4-1-0		1-0-0		10-0-0					
7-0-0	0-0-0	1-0-0		HOME		0-0-0		0-0-0		6-0-0					
4-3-0	1-2-0	0-0-		AWAY		1-1-0		0-0-0		2-0-0					
10-3-0	2-2-0	2-1-0		NEUTRAL		3-0-0		1-0-0		2-0-0					
16-5-0	1-2-0	3-3-0		CONFERENCE		6-0-0		6-0-0		0-0-0					
9-0-0	0-0-0	3-0-0		HOME		3-0-0		3-0-0		0-0-0					
7-5-0	1-2-0	0-3-0		AWAY		3-0-0		3-0-0		0-0-0					
0-0-0	0-0-0	0-0-0		NEUTRAL		0-0-0		0-0-0		0-0-0					
RPI	S	Opponent	Score	RPI	S	Opponent	Score	RPI	S	Opponent	Score				
2	A	LSU	2 3	28	N	Texas	5 1	52	A	Cal St. Fullerton	7 2				
2	A	LSU	1 7	29	N	Utah	3 1	52	A	Cal St. Fullerton	7 8				
7	A	UCLA	8 4	30	N	Mississippi St.	1 6	59	A	Pittsburgh	14 0				
8	A	Florida St.	1 4	33	A	North Carolina St.	2 9	59	A	Pittsburgh	13 5				
8	A	Florida St.	12 0	33	A	North Carolina St.	2 4	59	A	Pittsburgh	3 2				
8	A	Florida St.	3 7	33	A	North Carolina St.	3 8	63	N	Northwestern St.	8 5				
10	N	Tennessee	4 8	34	H	Northwestern	3 2	84	N	Maryland	8 6				
11	N	Missouri	3 2	37	H	Virginia Tech	2 0	89	H	Georgia Tech	5 0				
20	N	Georgia	5 3	37	H	Virginia Tech	11 1	89	H	Georgia Tech	6 1				
25	N	Hofstra	2 3	37	H	Virginia Tech	6 1	89	H	Georgia Tech	13 0				
								94	N	UNLV	8 0				
										200	H	Cleveland St.	8 4		
										207	A	Campbell	4 3		
										209	N	Georgetown	12 3		
										210	H	Bowling Green	8 2		
										231	H	Eastern Mich.	10 2		
										260	H	IPFW	9 0		
										279	A	N.C. Central	9 0		
				LAST 10 GAMES											
				128 H Syracuse				105 A Boston College				10 2			
				128 H Syracuse				105 A Boston College				5 2			
				128 H Syracuse				105 A Boston College				8 5			
				34 H Northwestern				152 H Butler				8 0			
				210 H Bowling Green				165 H Western Mich.				10 2			

Non-Div. I Games:

Notre Dame



Average RPI Win:		94	WON-LOST RECORD		WINNING PCT. RANK	LAST 10 GAMES	STRENGTH OF SCHEDULE		OPP. STRENGTH OF SCHEDULE	TEAM RPI	ADJ RPI	CONF. RPI	ADJ CONF. RPI				
DIV. I ONLY			29-16-0		.64444	65	5-5-0		5	23	16	.63951	16	2	2		
DIV. I NON-CONF.			22-9-0		.70968	49	3-1-0		10	38	18	.62952	19	2	2		
TOTALS		RPI 1-25		RPI 26-50		W-L RECORDS		RPI 51-100		RPI 101-150		RPI 150+					
29-16-0		8-11-0		5-4-0		OVERALL		2-0-0		6-1-0		8-0-0					
19-9-0		3-5-0		3-3-0		HOME		1-0-0		6-1-0		6-0-0					
7-6-0		3-5-0		1-1-0		AWAY		1-0-0		0-0-0		2-0-0					
3-1-0		2-1-0		1-0-0		NEUTRAL		0-0-0		0-0-0		0-0-0					
22-9-0		3-5-0		3-3-0		NON-CONFERENCE		2-0-0		6-1-0		8-0-0					
15-7-0		1-4-0		1-2-0		HOME		1-0-0		6-1-0		6-0-0					
4-1-0		0-0-0		1-0-		AWAY		1-0-0		0-0-0		2-0-0					
3-1-0		2-1-0		1-0-0		NEUTRAL		0-0-0		0-0-0		0-0-0					
7-7-0		5-6-0		2-1-0		CONFERENCE		0-0-0		0-0-0		0-0-0					
4-2-0		2-1-0		2-1-0		HOME		0-0-0		0-0-0		0-0-0					
3-5-0		3-5-0		0-0-0		AWAY		0-0-0		0-0-0		0-0-0					
0-0-0		0-0-0		0-0-0		NEUTRAL		0-0-0		0-0-0		0-0-0					
RPI	S	Opponent		Score		RPI	S	Opponent		Score		RPI	S	Opponent		Score	
3	N	Auburn		4	7	28	H	Texas		4	9	52	A	Cal St. Fullerton		10	3
4	H	Michigan		2	6	42	H	CSUN		6	8	53	H	Ole Miss		6	3
4	H	Michigan		5	7	45	H	Oregon St.		9	5						
4	N	Michigan		2	0	45	H	Oregon St.		6	7						
6	A	Oregon		0	7	45	H	Oregon St.		4	3						
6	A	Oregon		3	12	49	A	New Mexico St.		4	6						
6	A	Oregon		3	4	49	A	New Mexico St.		12	1						
12	A	Arizona		1	11	49	H	New Mexico St.		11	7						
12	A	Arizona		9	4	50	N	San Jose St.		6	4						
12	A	Arizona		8	5												
13	H	Oklahoma		1	5												
13	H	Oklahoma		8	4												
18	H	Minnesota		1	4												
19	H	California		11	6												
19	H	California		8	7												
19	H	California		5	6												
22	N	Baylor		8	2												
23	A	Washington		9	7												
23	A	Washington		7	8												
						LAST 10 GAMES											
						45	H	Oregon St.		4	3	6	A	Oregon		0	7
						45	H	Oregon St.		9	5	183	A	UTEP		12	1
						45	H	Oregon St.		6	7	183	A	UTEP		13	11
						6	A	Oregon		3	4	49	A	New Mexico St.		4	6
						6	A	Oregon		3	12	49	A	New Mexico St.		12	1

Non-Div. I Games:

Arizona St.



Average RPI Win:	119	WON-LOST RECORD	WINNING PCT. RANK	LAST 10 GAMES	STRENGTH OF SCHEDULE	OPP. STRENGTH OF SCHEDULE	TEAM RPI	ADJ RPI	CONF. RPI	ADJ CONF. RPI				
DIV. I ONLY		37-6-0	.86047	8	10-0-0	47	55	15	.63735	17	7	8		
DIV. I NON-CONF.		23-6-0	.7931	28	2-0-0	40	61	28	.61663	27	9	10		
<hr/>														
TOTALS	RPI 1-25	RPI 26-50		W-L RECORDS		RPI 51-100		RPI 101-150		RPI 150+				
37-6-0	4-3-0	2-1-0		OVERALL		8-1-0		13-1-0		10-0-0				
12-1-0	0-0-0	0-0-0		HOME		3-0-0		3-1-0		6-0-0				
14-2-0	3-1-0	2-0-0		AWAY		2-1-0		7-0-0		0-0-0				
11-3-0	1-2-0	0-1-0		NEUTRAL		3-0-0		3-0-0		4-0-0				
23-6-0	2-3-0	2-1-0		NON-CONFERENCE		5-1-0		7-1-0		7-0-0				
5-1-0	0-0-0	0-0-0		HOME		2-0-0		0-1-0		3-0-0				
7-2-0	1-1-0	2-0-		AWAY		0-1-0		4-0-0		0-0-0				
11-3-0	1-2-0	0-1-0		NEUTRAL		3-0-0		3-0-0		4-0-0				
14-0-0	2-0-0	0-0-0		CONFERENCE		3-0-0		6-0-0		3-0-0				
7-0-0	0-0-0	0-0-0		HOME		1-0-0		3-0-0		3-0-0				
7-0-0	2-0-0	0-0-0		AWAY		2-0-0		3-0-0		0-0-0				
0-0-0	0-0-0	0-0-0		NEUTRAL		0-0-0		0-0-0		0-0-0				
RPI	S	Opponent	Score		RPI	S	Opponent	Score		RPI	S	Opponent	Score	
4	N	Michigan	0	10	35	A	North Carolina	7	0	67	A	Towson	6	2
5	A	Alabama	4	6	35	A	North Carolina	5	3	67	A	Towson	5	1
18	N	Minnesota	8	2	37	N	Virginia Tech	2	3	67	H	Towson	4	3
20	N	Georgia	1	7						72	N	Lipscomb	11	1
21	A	UCF	2	1						72	N	Lipscomb	3	0
25	A	Hofstra	4	2						84	H	Maryland	10	5
25	A	Hofstra	7	4						85	A	North Florida	0	1
										87	H	St. John's (NY)	10	4
										90	N	Jacksonville St.	1	0

Non-Div. I Games:

James Madison



**Non-Div. I Games:**

## Minnesota



Average RPI Win:	95	WON-LOST RECORD	WINNING PCT. RANK	LAST 10 GAMES	STRENGTH OF SCHEDULE	OPP. STRENGTH OF SCHEDULE	TEAM RPI	ADJ RPI	CONF. RPI	ADJ CONF. RPI		
DIV. I ONLY		32-12-0	.72727	35	6-4-0	22	20	20	.63605	19	2	2
DIV. I NON-CONF.		27-2-0	.93103	3	5-0-0	48	46	9	.65676	8	2	2
<hr/>												
TOTALS	RPI 1-25	RPI 26-50		W-L RECORDS		RPI 51-100		RPI 101-150		RPI 150+		
32-12-0	4-8-0	6-4-0		OVERALL		7-0-0		9-0-0		6-0-0		
8-4-0	1-3-0	2-1-0		HOME		3-0-0		0-0-0		2-0-0		
6-7-0	1-5-0	2-2-0		AWAY		1-0-0		0-0-0		2-0-0		
18-1-0	2-0-0	2-1-0		NEUTRAL		3-0-0		9-0-0		2-0-0		
27-2-0	2-1-0	3-1-0		NON-CONFERENCE		7-0-0		9-0-0		6-0-0		
5-1-0	0-1-0	0-0-0		HOME		3-0-0		0-0-0		2-0-0		
4-0-0	0-0-0	1-0-		AWAY		1-0-0		0-0-0		2-0-0		
18-1-0	2-0-0	2-1-0		NEUTRAL		3-0-0		9-0-0		2-0-0		
5-10-0	2-7-0	3-3-0		CONFERENCE		0-0-0		0-0-0		0-0-0		
3-3-0	1-2-0	2-1-0		HOME		0-0-0		0-0-0		0-0-0		
2-7-0	1-5-0	1-2-0		AWAY		0-0-0		0-0-0		0-0-0		
0-0-0	0-0-0	0-0-0		NEUTRAL		0-0-0		0-0-0		0-0-0		
RPI	S	Opponent	Score	RPI	S	Opponent	Score	RPI	S	Opponent	Score	
7	A	UCLA	5 8	29	A	Utah	6 8	57	N	BYU	12 4	
7	A	UCLA	0 8	29	A	Utah	10 12	60	A	Hawaii	12 4	
7	A	UCLA	3 5	29	A	Utah	4 1	64	N	UC Riverside	10 2	
8	N	Florida St.	7 6	32	N	South Carolina	1 3	71	N	Fordham	6 0	
10	N	Tennessee	1 0	34	N	Northwestern	5 2	94	H	UNLV	9 1	
12	H	Arizona	7 4	44	A	Fresno St.	14 9	94	H	UNLV	9 4	
12	H	Arizona	3 4	45	H	Oregon St.	1 3	94	H	UNLV	3 1	
12	H	Arizona	2 9	45	H	Oregon St.	3 2					
16	A	Arizona St.	6 11	45	H	Oregon St.	3 1					
16	A	Arizona St.	7 8	50	N	San Jose St.	3 2					
16	A	Arizona St.	6 5									
18	H	Minnesota	1 8									
				LAST 10 GAMES								
		7 A UCLA	5 8			94 H UNLV	3 1					
		7 A UCLA	3 5			94 H UNLV	9 4					
		7 A UCLA	0 8			188 H St. Mary's (CA)	8 1					
		205 H Santa Clara	8 0			29 A Utah	4 1					
		94 H UNLV	9 1			29 A Utah	10 12					

Non-Div. I Games:

California



Average RPI Win: 105		WON-LOST	WINNING	LAST 10	STRENGTH OF	OPP. STRENGTH	TEAM	ADJ	CONF.	ADJ CONF.							
Average RPI Loss: 15		RECORD	PCT. RANK	GAMES	SCHEDULE	OF SCHEDULE	RPI	RPI	RPI	RPI							
DIV. I ONLY		35-13-0	.72917	34	6-4-0	20	16	18	.63293	20	1	1					
DIV. I NON-CONF.		24-4-0	.85714	14	1-1-0	66	104	21	.62262	22	1	1					
<hr/>																	
TOTALS		RPI 1-25		RPI 26-50		W-L RECORDS		RPI 51-100		RPI 101-150		RPI 150+					
35-13-0		5-9-0		3-4-0		OVERALL		13-0-0		7-0-0		7-0-0					
22-7-0		3-5-0		1-2-0		HOME		8-0-0		4-0-0		6-0-0					
6-4-0		0-3-0		2-1-0		AWAY		4-0-0		0-0-0		0-0-0					
7-2-0		2-1-0		0-1-0		NEUTRAL		1-0-0		3-0-0		1-0-0					
<hr/>																	
24-4-0		2-1-0		1-3-0		NON-CONFERENCE		7-0-0		7-0-0		7-0-0					
16-2-0		0-0-0		1-2-0		HOME		5-0-0		4-0-0		6-0-0					
1-0-0		0-0-0		0-0-		AWAY		1-0-0		0-0-0		0-0-0					
7-2-0		2-1-0		0-1-0		NEUTRAL		1-0-0		3-0-0		1-0-0					
<hr/>																	
11-9-0		3-8-0		2-1-0		CONFERENCE		6-0-0		0-0-0		0-0-0					
6-5-0		3-5-0		0-0-0		HOME		3-0-0		0-0-0		0-0-0					
5-4-0		0-3-0		2-1-0		AWAY		3-0-0		0-0-0		0-0-0					
0-0-0		0-0-0		0-0-0		NEUTRAL		0-0-0		0-0-0		0-0-0					
<hr/>																	
RPI	S	Opponent		Score		RPI	S	Opponent		Score		RPI	S	Opponent		Score	
1	H	Florida		3	4	28	N	Texas		0	5	53	A	Ole Miss		9	7
1	H	Florida		4	8	30	A	Mississippi St.		9	1	53	A	Ole Miss		8	0
5	H	Alabama		2	4	30	A	Mississippi St.		7	8	53	A	Ole Miss		4	0
5	H	Alabama		4	7	30	A	Mississippi St.		6	1	58	H	Troy		12	6
5	H	Alabama		7	6	35	H	North Carolina		9	15	67	N	Towson		16	0
10	A	Tennessee		3	4	38	H	USC Upstate		3	4	76	H	Elon		14	4
10	A	Tennessee		0	1	48	H	SIUE		9	0	76	H	Elon		10	0
10	A	Tennessee		2	6							82	H	Arkansas		12	4
11	H	Missouri		2	5							82	H	Arkansas		9	1
11	H	Missouri		6	4							82	H	Arkansas		10	0
11	H	Missouri		5	4							89	A	Georgia Tech		14	0
13	N	Oklahoma		6	5							89	H	Georgia Tech		3	0
15	N	Notre Dame		3	5							98	H	Murray St.		8	0
17	N	James Madison		7	1												

Non-Div. I Games:

Georgia



Average RPI Win: 128		WON-LOST RECORD		WINNING PCT. RANK		LAST 10 GAMES		STRENGTH OF SCHEDULE		OPP. STRENGTH OF SCHEDULE		TEAM RPI		ADJ RPI		CONF. RPI		ADJ CONF. RPI	
DIV. I ONLY		43-6-0		.87755 4		9-1-0		73		71		23		.63115 21		10		10	
DIV. I NON-CONF.		29-5-0		.85294 16		1-0-0		32		70		14		.64342 15		10		9	
TOTALS		RPI 1-25		RPI 26-50		W-L RECORDS		RPI 51-100		RPI 101-150		RPI 150+							
43-6-0		3-3-0		2-0-0		OVERALL		9-3-0		15-0-0		14-0-0							
24-3-0		0-1-0		0-0-0		HOME		3-2-0		11-0-0		10-0-0							
14-2-0		0-1-0		2-0-0		AWAY		5-1-0		4-0-0		3-0-0							
5-1-0		3-1-0		0-0-0		NEUTRAL		1-0-0		0-0-0		1-0-0							
29-5-0		3-3-0		2-0-0		NON-CONFERENCE		7-2-0		6-0-0		11-0-0							
18-3-0		0-1-0		0-0-0		HOME		3-2-0		5-0-0		10-0-0							
6-1-0		0-1-0		2-0-		AWAY		3-0-0		1-0-0		0-0-0							
5-1-0		3-1-0		0-0-0		NEUTRAL		1-0-0		0-0-0		1-0-0							
14-1-0		0-0-0		0-0-0		CONFERENCE		2-1-0		9-0-0		3-0-0							
6-0-0		0-0-0		0-0-0		HOME		0-0-0		6-0-0		0-0-0							
8-1-0		0-0-0		0-0-0		AWAY		2-1-0		3-0-0		3-0-0							
0-0-0		0-0-0		0-0-0		NEUTRAL		0-0-0		0-0-0		0-0-0							
RPI S	Opponent	Score		RPI S	Opponent	Score		RPI S	Opponent	Score		RPI S	Opponent	Score					
1 A	Florida	1	2	32 A	South Carolina	4	1	60 A	Hawaii	6	0	105 H	Boston College	4	0				
11 N	Missouri	1	0	36 A	Fla. Atlantic	2	0	60 A	Hawaii	4	0	105 H	Boston College	3	0				
17 H	James Madison	1	2					66 H	Kent St.	0	1	110 A	Stetson	9	2				
18 N	Minnesota	4	0					66 H	Kent St.	5	1	112 H	Houston	13	0				
23 N	Washington	4	2					74 A	Tulsa	3	0	112 H	Houston	8	2				
23 N	Washington	3	4					74 A	Tulsa	2	1	112 H	Houston	2	0				
								74 A	Tulsa	4	5	134 H	Northern Ill.	4	2				
								81 H	Mercer	7	2	134 H	Northern Ill.	6	1				
								82 N	Arkansas	6	1	138 A	East Carolina	3	0				
								84 H	Maryland	8	6	138 A	East Carolina	8	0				
								99 H	Iowa	2	3	138 A	East Carolina	2	0				
								100 A	FIU	8	3	143 H	UConn	2	1				
												143 H	UConn	2	1				
												143 H	UConn	6	1				
												146 H	Michigan St.	8	0				
												152 H	Butler	5	1				
												157 H	South Dakota	5	1				
												178 H	Ill.-Chicago	2	1				
												183 N	UTEP	3	0				
												192 H	Bradley	3	0				
												195 H	LIU Brooklyn	2	0				
												198 H	George Mason	7	0				
												198 H	George Mason	10	1				
												211 H	Princeton	3	2				
												218 A	Memphis	6	1				
												218 A	Memphis	8	3				
												218 A	Memphis	9	0				
												218 A	Memphis	9	0				

Non-Div. I Games:

UCF



RPI	S	Opponent	Score	
238	H	Monmouth	8	3
249	H	Fairfield	10	2

UCF

U  
C  
F



Average RPI Win:	117	WON-LOST RECORD	WINNING PCT. RANK	LAST 10 GAMES	STRENGTH OF SCHEDULE	OPP. STRENGTH OF SCHEDULE	TEAM RPI	ADJ RPI	CONF. RPI	ADJ CONF. RPI	
DIV. I ONLY		31-11-0	.7381 32	6-4-0	29	45	28	.63041 22	3	3	
DIV. I NON-CONF.		25-8-0	.75758 38	3-2-0	21	44	19	.63333 18	3	3	
<hr/>											
TOTALS	RPI 1-25	RPI 26-50		W-L RECORDS	RPI 51-100		RPI 101-150		RPI 150+		
31-11-0	3-8-0	3-0-0		OVERALL	11-0-0		5-3-0		9-0-0		
16-3-0	1-1-0	0-0-0		HOME	5-0-0		4-2-0		6-0-0		
6-5-0	1-5-0	0-0-0		AWAY	4-0-0		1-0-0		0-0-0		
9-3-0	1-2-0	3-0-0		NEUTRAL	2-0-0		0-1-0		3-0-0		
25-8-0	2-6-0	3-0-0		NON-CONFERENCE	8-0-0		3-2-0		9-0-0		
11-2-0	1-1-0	0-0-0		HOME	2-0-0		2-1-0		6-0-0		
5-3-0	0-3-0	0-0-		AWAY	4-0-0		1-0-0		0-0-0		
9-3-0	1-2-0	3-0-0		NEUTRAL	2-0-0		0-1-0		3-0-0		
6-3-0	1-2-0	0-0-0		CONFERENCE	3-0-0		2-1-0		0-0-0		
5-1-0	0-0-0	0-0-0		HOME	3-0-0		2-1-0		0-0-0		
1-2-0	1-2-0	0-0-0		AWAY	0-0-0		0-0-0		0-0-0		
0-0-0	0-0-0	0-0-0		NEUTRAL	0-0-0		0-0-0		0-0-0		
<hr/>											
RPI S	Opponent	Score		RPI S	Opponent	Score		RPI S	Opponent	Score	
4 N	Michigan	1	11	39 N	San Diego St.	12	2	57 N	BYU	4	1
6 H	Oregon	1	4	44 N	Fresno St.	9	3	61 A	Texas St.	6	1
6 H	Oregon	2	1	50 N	San Jose St.	3	1	63 A	Northwestern St.	11	0
7 A	UCLA	2	3					63 A	Northwestern St.	9	2
9 A	La.-Lafayette	2	12					74 H	Tulsa	2	0
9 A	La.-Lafayette	1	3					78 A	McNeese St.	8	5
12 N	Arizona	9	1					88 H	Texas Tech	3	0
13 A	Oklahoma	3	11					88 H	Texas Tech	5	0
13 A	Oklahoma	8	0					88 H	Texas Tech	6	5
13 A	Oklahoma	2	5					91 H	Wichita St.	7	4
16 N	Arizona St.	2	8					94 N	UNLV	8	0
<hr/>											
LAST 10 GAMES											
13 A	Oklahoma	3	11	9 A	La.-Lafayette	2	12				
13 A	Oklahoma	2	5	78 A	McNeese St.	8	5				
13 A	Oklahoma	8	0	61 A	Texas St.	6	1				
262 H	Houston Baptist	10	3	88 H	Texas Tech	6	5				
9 A	La.-Lafayette	1	3	88 H	Texas Tech	5	0				

Non-Div. I Games:

Baylor



Average RPI Win: 117		WON-LOST	WINNING	LAST 10	STRENGTH OF		OPP. STRENGTH	TEAM	ADJ	CONF.	ADJ CONF.
Average RPI Loss: 15		RECORD	PCT. RANK	GAMES	SCHEDULE		OF SCHEDULE	RPI	RPI	RPI	RPI
DIV. I ONLY		36-11-0	.76596	24	6-4-0		35	32	22	.62838	23
DIV. I NON-CONF.		29-4-0	.87879	10	1-0-0		97	85	25	.62174	24
TOTALS		RPI 1-25	RPI 26-50		W-L RECORDS		RPI 51-100		RPI 101-150		RPI 150+
36-11-0		5-10-0	2-0-0		OVERALL		12-1-0		6-0-0		11-0-0
13-3-0		2-3-0	2-0-0		HOME		7-0-0		0-0-0		2-0-0
11-4-0		2-4-0	0-0-0		AWAY		4-0-0		1-0-0		4-0-0
12-4-0		1-3-0	0-0-0		NEUTRAL		1-1-0		5-0-0		5-0-0
29-4-0		1-3-0	2-0-0		NON-CONFERENCE		9-1-0		6-0-0		11-0-0
8-0-0		0-0-0	2-0-0		HOME		4-0-0		0-0-0		2-0-0
9-0-0		0-0-0	0-0-		AWAY		4-0-0		1-0-0		4-0-0
12-4-0		1-3-0	0-0-0		NEUTRAL		1-1-0		5-0-0		5-0-0
7-7-0		4-7-0	0-0-0		CONFERENCE		3-0-0		0-0-0		0-0-0
5-3-0		2-3-0	0-0-0		HOME		3-0-0		0-0-0		0-0-0
2-4-0		2-4-0	0-0-0		AWAY		0-0-0		0-0-0		0-0-0
0-0-0		0-0-0	0-0-0		NEUTRAL		0-0-0		0-0-0		0-0-0
RPI S	Opponent	Score	RPI S	Opponent	Score	RPI S	Opponent	Score	RPI S	Opponent	Score
6 A	Oregon	6 15	42 H	CSUN	4 2	51 N	North Dakota St.	5 6	107 N	Illinois St.	9 1
6 A	Oregon	10 2	42 H	CSUN	9 8	54 H	Ohio St.	6 0	109 N	North Texas	11 5
6 A	Oregon	0 8				54 H	Ohio St.	5 4	109 N	North Texas	5 2
7 H	UCLA	6 2				56 N	Louisville	11 6	124 N	UC Davis	8 0
7 H	UCLA	4 8				60 A	Hawaii	6 4	140 N	Bakersfield	11 2
7 H	UCLA	3 10				79 H	Stanford	13 2	142 A	Pacific	9 0
12 A	Arizona	9 8				79 H	Stanford	11 4	167 H	Miami (OH)	15 1
12 A	Arizona	10 18				79 H	Stanford	17 6	183 N	UTEP	8 3
12 A	Arizona	6 14				88 H	Texas Tech	8 5	183 N	UTEP	9 0
13 N	Oklahoma	7 8				88 H	Texas Tech	7 1	205 A	Santa Clara	11 2
16 H	Arizona St.	8 7				94 A	UNLV	10 7	205 A	Santa Clara	10 1
16 H	Arizona St.	7 9				97 A	Grand Canyon	8 4	215 N	Boston U.	11 3
18 N	Minnesota	0 8				97 A	Grand Canyon	13 6	229 A	Seattle	11 3
21 N	UCF	4 3							229 H	Seattle	17 1
21 N	UCF	2 4							244 A	Portland St.	9 0
									273 N	Howard	12 0
									273 N	Howard	10 1
			LAST 10 GAMES			229 A	Seattle	11 3	79 H	Stanford	13 2
						12 A	Arizona	10 18	79 H	Stanford	11 4
						12 A	Arizona	9 8	6 A	Oregon	6 15
						12 A	Arizona	6 14	6 A	Oregon	10 2
						79 H	Stanford	17 6	6 A	Oregon	0 8

Non-Div. I Games:

Washington



Average RPI Win: 118		WON-LOST	WINNING	LAST 10	STRENGTH OF		OPP. STRENGTH	TEAM	ADJ	CONF.	ADJ CONF.
Average RPI Loss: 47		RECORD	PCT. RANK	GAMES	SCHEDULE		OF SCHEDULE	RPI	RPI	RPI	RPI
DIV. I ONLY		33-8-0	.80488	16	45		75	26	.62746	24	3
DIV. I NON-CONF.		29-3-0	.90625	4	28		99	8	.65542	10	3
TOTALS		RPI 1-25	RPI 26-50		W-L RECORDS		RPI 51-100		RPI 101-150		RPI 150+
33-8-0		0-1-0	7-4-0		OVERALL		8-3-0		8-0-0		10-0-0
8-3-0		0-0-0	2-3-0		HOME		1-0-0		0-0-0		5-0-0
9-4-0		0-1-0	3-0-0		AWAY		2-3-0		4-0-0		0-0-0
16-1-0		0-0-0	2-1-0		NEUTRAL		5-0-0		4-0-0		5-0-0
29-3-0		0-1-0	7-1-0		NON-CONFERENCE		7-1-0		5-0-0		10-0-0
8-0-0		0-0-0	2-0-0		HOME		1-0-0		0-0-0		5-0-0
5-2-0		0-1-0	3-0-		AWAY		1-1-0		1-0-0		0-0-0
16-1-0		0-0-0	2-1-0		NEUTRAL		5-0-0		4-0-0		5-0-0
4-5-0		0-0-0	0-3-0		CONFERENCE		1-2-0		3-0-0		0-0-0
0-3-0		0-0-0	0-3-0		HOME		0-0-0		0-0-0		0-0-0
4-2-0		0-0-0	0-0-0		AWAY		1-2-0		3-0-0		0-0-0
0-0-0		0-0-0	0-0-0		NEUTRAL		0-0-0		0-0-0		0-0-0
RPI S	Opponent	Score	RPI S	Opponent	Score	RPI S	Opponent	Score	RPI S	Opponent	Score
1 A	Florida	1 7	28 H	Texas	0 6	70 H	Idaho St.	10 2	102 N	Stony Brook	5 4
			28 H	Texas	5 11	74 A	Tulsa	2 3	103 N	Penn St.	8 0
			28 H	Texas	5 7	81 N	Mercer	2 0	107 N	Illinois St.	10 2
			36 A	Fla. Atlantic	7 6	82 N	Arkansas	4 3	107 N	Illinois St.	4 2
			40 H	Georgia St.	5 4	85 A	North Florida	1 0	110 A	Stetson	10 1
			40 H	Georgia St.	8 6	88 A	Texas Tech	7 8	139 A	Oklahoma St.	10 5
			43 N	Chattanooga	0 4	88 A	Texas Tech	11 9	139 A	Oklahoma St.	3 2
			43 N	Chattanooga	11 1	88 A	Texas Tech	4 5	139 A	Oklahoma St.	7 6
			43 N	Chattanooga	11 3	89 N	Georgia Tech	4 2	151 N	Liberty	10 4
			49 A	New Mexico St.	6 0	96 N	Weber St.	5 1	160 H	Indiana St.	5 4
			49 A	New Mexico St.	25 12	96 N	Weber St.	6 3	170 H	UMKC	5 2
									174 N	La Salle	8 1
									182 H	Omaha	5 4
									192 N	Bradley	8 0
									195 N	LIU Brooklyn	8 0
									231 H	Eastern Mich.	13 2
									233 H	Northern Colo.	5 0
									265 N	Siena	9 7
			LAST 10 GAMES								
			74 A	Tulsa	2 3	139 A	Oklahoma St.	10 5			
			88 A	Texas Tech	4 5	139 A	Oklahoma St.	7 6			
			88 A	Texas Tech	11 9	28 H	Texas	5 7			
			88 A	Texas Tech	7 8	28 H	Texas	5 11			
			139 A	Oklahoma St.	3 2	28 H	Texas	0 6			

Non-Div. I Games:

Kansas



Average RPI Win: 124		WON-LOST RECORD		WINNING PCT. RANK		LAST 10 GAMES		STRENGTH OF SCHEDULE		OPP. STRENGTH OF SCHEDULE		TEAM RPI		ADJ RPI		CONF. RPI		ADJ CONF. RPI	
DIV. I ONLY		25-11-1		.68919 43		8-2-0		12		65		21		.62545 25		7		8	
DIV. I NON-CONF.		14-8-1		.63043 80		3-1-0		6		34		26		.61674 26		9		10	
TOTALS		RPI 1-25		RPI 26-50		W-L RECORDS		RPI 51-100		RPI 101-150		RPI 150+							
25-11-1		1-7-0		1-1-1		OVERALL		11-1-0		2-2-0		10-0-0							
10-4-0		0-2-0		1-0-0		HOME		6-1-0		0-1-0		3-0-0							
8-5-1		0-4-0		0-1-1		AWAY		2-0-0		0-0-0		6-0-0							
7-2-0		1-1-0		0-0-0		NEUTRAL		3-0-0		2-1-0		1-0-0							
14-8-1		1-5-0		1-1-1		NON-CONFERENCE		6-0-0		2-2-0		4-0-0							
5-1-0		0-0-0		1-0-0		HOME		1-0-0		0-1-0		3-0-0							
2-5-1		0-4-0		0-1-		AWAY		2-0-0		0-0-0		0-0-0							
7-2-0		1-1-0		0-0-0		NEUTRAL		3-0-0		2-1-0		1-0-0							
11-3-0		0-2-0		0-0-0		CONFERENCE		5-1-0		0-0-0		6-0-0							
5-3-0		0-2-0		0-0-0		HOME		5-1-0		0-0-0		0-0-0							
6-0-0		0-0-0		0-0-0		AWAY		0-0-0		0-0-0		6-0-0							
0-0-0		0-0-0		0-0-0		NEUTRAL		0-0-0		0-0-0		0-0-0							
RPI S	Opponent	Score		RPI S	Opponent	Score		RPI S	Opponent	Score		RPI S	Opponent	Score					
2 A	LSU	0	3	34 H	Northwestern	6	5	67 H	Towson	6	4	102 H	Stony Brook	0	4				
2 A	LSU	0	8	36 A	Fla. Atlantic	2	3	67 H	Towson	14	6	111 N	Central Ark.	8	0				
8 N	Florida St.	1	2	36 A	Fla. Atlantic	5	5	67 H	Towson	7	3	111 N	Central Ark.	2	3				
9 A	La.-Lafayette	0	3					68 A	Lehigh	4	0	123 N	Coastal Caro.	2	0				
9 A	La.-Lafayette	0	9					68 A	Lehigh	5	4	155 A	UNCW	8	0				
15 N	Notre Dame	3	2					76 H	Elon	2	5	155 A	UNCW	3	0				
17 H	James Madison	4	7					76 H	Elon	4	1	155 A	UNCW	6	0				
17 H	James Madison	2	4					76 H	Elon	4	0	187 A	Drexel	11	1				
								78 N	McNeese St.	3	2	187 A	Drexel	4	3				
								95 H	Dartmouth	1	0	187 A	Drexel	10	1				
								99 N	Iowa	4	3	195 H	LIU Brooklyn	8	0				
								99 N	Iowa	9	3	212 N	Bethune-Cookman	6	1				
												259 H	Iona	16	1				
												259 H	Iona	15	0				
LAST 10 GAMES																			
				76 H	Elon	2	5	187 A	Drexel	10	1								
				76 H	Elon	4	1	187 A	Drexel	4	3								
				76 H	Elon	4	0	187 A	Drexel	11	1								
				102 H	Stony Brook	0	4	68 A	Lehigh	5	4								
				195 H	LIU Brooklyn	8	0	68 A	Lehigh	4	0								

Non-Div. I Games:

Hofstra



Average RPI Win:		99	WON-LOST RECORD		WINNING PCT. RANK		LAST 10 GAMES		STRENGTH OF SCHEDULE		OPP. STRENGTH OF SCHEDULE		TEAM RPI		ADJ RPI		CONF. RPI		ADJ CONF. RPI				
DIV. I ONLY			33-14-0		.70213		40		5-5-0		25		9		24		.62473		26				
DIV. I NON-CONF.			25-5-0		.83333		21		4-1-0		119		39		32		.60538		32				
TOTALS		RPI 1-25		RPI 26-50		W-L RECORDS		RPI 51-100		RPI 101-150		RPI 150+											
33-14-0		5-9-0		6-2-0		OVERALL		6-2-0		8-1-0		8-0-0											
23-6-0		3-4-0		3-0-0		HOME		3-1-0		6-1-0		8-0-0											
3-7-0		2-5-0		1-2-0		AWAY		0-0-0		0-0-0		0-0-0											
7-1-0		0-0-0		2-0-0		NEUTRAL		3-1-0		2-0-0		0-0-0											
25-5-0		1-2-0		2-0-0		NON-CONFERENCE		6-2-0		8-1-0		8-0-0											
17-3-0		0-1-0		0-0-0		HOME		3-1-0		6-1-0		8-0-0											
1-1-0		1-1-0		0-0-		AWAY		0-0-0		0-0-0		0-0-0											
7-1-0		0-0-0		2-0-0		NEUTRAL		3-1-0		2-0-0		0-0-0											
8-9-0		4-7-0		4-2-0		CONFERENCE		0-0-0		0-0-0		0-0-0											
6-3-0		3-3-0		3-0-0		HOME		0-0-0		0-0-0		0-0-0											
2-6-0		1-4-0		1-2-0		AWAY		0-0-0		0-0-0		0-0-0											
0-0-0		0-0-0		0-0-0		NEUTRAL		0-0-0		0-0-0		0-0-0											
RPI	S	Opponent		Score		RPI	S	Opponent		Score		RPI	S	Opponent		Score		RPI	S	Opponent		Score	
2	A	LSU		1	6	29	N	Utah		5	1	52	N	Cal St. Fullerton		2	1	103	H	Penn St.		3	4
2	A	LSU		3	6	30	A	Mississippi St.		10	8	57	N	BYU		8	5	103	H	Penn St.		8	0
3	H	Auburn		4	12	30	A	Mississippi St.		5	7	73	N	Purdue		0	1	107	H	Illinois St.		16	1
3	H	Auburn		12	4	30	A	Mississippi St.		0	7	79	N	Stanford		4	0	107	H	Illinois St.		7	3
3	H	Auburn		1	8	32	H	South Carolina		4	3	80	H	UTSA		5	2	109	H	North Texas		13	9
5	A	Alabama		0	13	32	H	South Carolina		5	2	89	H	Georgia Tech		1	0	112	H	Houston		6	3
5	A	Alabama		11	5	32	H	South Carolina		3	2	89	H	Georgia Tech		11	0	114	H	Missouri St.		2	1
5	A	Alabama		5	8	39	N	San Diego St.		9	5	89	H	Georgia Tech		4	5	128	N	Syracuse		9	1
6	H	Oregon		1	5													145	N	UC Santa Barbara		7	0
7	A	UCLA		0	13													175	H	Lamar		13	0
7	A	UCLA		6	4													193	H	Stephen F. Austin		6	0
14	H	Kentucky		3	0													193	H	Stephen F. Austin		3	2
14	H	Kentucky		6	3													206	H	Sam Houston St.		9	1
14	H	Kentucky		2	3													215	H	Boston U.		7	1
																		215	H	Boston U.		8	0
																		231	H	Eastern Mich.		6	1
																		231	H	Eastern Mich.		8	0
LAST 10 GAMES																							
2	A	LSU		3	6	3	H	Auburn		1	8												
2	A	LSU		1	6	109	H	North Texas		13	9												
175	H	Lamar		13	0	80	H	UTSA		5	2												
3	H	Auburn		4	12	89	H	Georgia Tech		4	5												
3	H	Auburn		12	4	89	H	Georgia Tech		11	0												

Non-Div. I Games:

Texas A&amp;M



Average RPI Win: 122		WON-LOST RECORD		WINNING PCT. RANK		LAST 10 GAMES		STRENGTH OF SCHEDULE		OPP. STRENGTH OF SCHEDULE		TEAM RPI		ADJ RPI		CONF. RPI		ADJ CONF. RPI	
DIV. I ONLY		32-7-0		.82051 14		10-0-0		53		46		25		.62198 27		5		5	
DIV. I NON-CONF.		18-4-0		.81818 23		2-0-0		58		75		29		.61395 28		5		5	
TOTALS		RPI 1-25		RPI 26-50		W-L RECORDS		RPI 51-100		RPI 101-150		RPI 150+							
32-7-0		1-4-0		6-1-0		OVERALL		4-1-0		9-1-0		12-0-0							
16-4-0		1-3-0		0-1-0		HOME		2-0-0		5-0-0		8-0-0							
10-2-0		0-1-0		5-0-0		AWAY		1-1-0		3-0-0		1-0-0							
6-1-0		0-0-0		1-0-0		NEUTRAL		1-0-0		1-1-0		3-0-0							
18-4-0		0-2-0		3-1-0		NON-CONFERENCE		3-0-0		3-1-0		9-0-0							
9-2-0		0-1-0		0-1-0		HOME		2-0-0		2-0-0		5-0-0							
3-1-0		0-1-0		2-0-		AWAY		0-0-0		0-0-0		1-0-0							
6-1-0		0-0-0		1-0-0		NEUTRAL		1-0-0		1-1-0		3-0-0							
14-3-0		1-2-0		3-0-0		CONFERENCE		1-1-0		6-0-0		3-0-0							
7-2-0		1-2-0		0-0-0		HOME		0-0-0		3-0-0		3-0-0							
7-1-0		0-0-0		3-0-0		AWAY		1-1-0		3-0-0		0-0-0							
0-0-0		0-0-0		0-0-0		NEUTRAL		0-0-0		0-0-0		0-0-0							
RPI	S	Opponent		Score		RPI	S	Opponent		Score		RPI	S	Opponent		Score			
2	A	LSU		0	8	30	A	Mississippi St.		3	2	72	H	Lipscomb		4	1		
5	H	Alabama		1	2	32	A	South Carolina		4	1	77	A	La.-Monroe		2	0		
9	H	La.-Lafayette		8	5	40	A	Georgia St.		13	11	77	A	La.-Monroe		0	8		
9	H	La.-Lafayette		3	9	40	A	Georgia St.		8	3	78	N	McNeese St.		5	1		
9	H	La.-Lafayette		2	3	40	A	Georgia St.		8	7	92	H	Ball St.		14	6		
						41	N	Marshall		5	3			121 H Jacksonville		5	4		
						43	H	Chattanooga		1	3			132 N Eastern Ky.		0	1		
														136 H Ga. Southern		7	0		
														136 H Ga. Southern		7	2		
														136 H Ga. Southern		11	0		
														139 H Oklahoma St.		5	4		
														151 N Liberty		8	0		
														152 H Butler		9	4		
														161 N Charleston So.		3	2		
														162 H Appalachian St.		3	2		
														162 H Appalachian St.		6	1		
														162 H Appalachian St.		8	0		
														164 A Nicholls St.		7	2		
														164 H Nicholls St.		11	7		
														206 H Sam Houston St.		8	0		
														221 H Southern Miss.		9	1		
														246 H Evansville		10	2		
														263 N Tennessee St.		6	3		
				LAST 10 GAMES															
				30	A	Mississippi St.		3	2	119	A	Texas-Arlington		9	1				
				136	H	Ga. Southern		7	2	119	A	Texas-Arlington		6	3				
				136	H	Ga. Southern		7	0	119	A	Texas-Arlington		8	4				
				136	H	Ga. Southern		11	0	40	A	Georgia St.		8	3				
				164	H	Nicholls St.		11	7	40	A	Georgia St.		8	7				

Non-Div. I Games:

South Ala.



Average RPI Win:	103	WON-LOST RECORD	WINNING PCT. RANK	LAST 10 GAMES	STRENGTH OF SCHEDULE	OPP. STRENGTH OF SCHEDULE	TEAM RPI	ADJ RPI	CONF. RPI	ADJ CONF. RPI			
DIV. I ONLY		31-12-0	.72093 37	7-3-0	28	39	29	.62194 28	3	3			
DIV. I NON-CONF.		25-9-0	.73529 42	4-0-0	59	27	34	.6029 34	3	3			
<hr/>													
TOTALS	RPI 1-25	RPI 26-50		W-L RECORDS	RPI 51-100		RPI 101-150		RPI 150+				
31-12-0	6-6-0	1-2-0		OVERALL	10-2-0		9-1-0		5-1-0				
16-6-0	0-3-0	0-0-0		HOME	6-1-0		6-1-0		4-1-0				
9-1-0	4-0-0	0-1-0		AWAY	4-0-0		1-0-0		0-0-0				
6-5-0	2-3-0	1-1-0		NEUTRAL	0-1-0		2-0-0		1-0-0				
25-9-0	3-3-0	1-2-0		NON-CONFERENCE	10-2-0		6-1-0		5-1-0				
13-3-0	0-0-0	0-0-0		HOME	6-1-0		3-1-0		4-1-0				
6-1-0	1-0-0	0-0-		AWAY	4-0-0		1-0-0		0-0-0				
6-5-0	2-3-0	1-1-0		NEUTRAL	0-1-0		2-0-0		1-0-0				
6-3-0	3-3-0	0-0-0		CONFERENCE	0-0-0		3-0-0		0-0-0				
3-3-0	0-3-0	0-0-0		HOME	0-0-0		3-0-0		0-0-0				
3-0-0	3-0-0	0-0-0		AWAY	0-0-0		0-0-0		0-0-0				
0-0-0	0-0-0	0-0-0		NEUTRAL	0-0-0		0-0-0		0-0-0				
RPI S	Opponent	Score	RPI S	Opponent	Score	RPI S	Opponent	Score	RPI S	Opponent	Score		
6 N	Oregon	0 9	34 N	Northwestern	5 4	61 A	Texas St.	10 2	101 N	Charlotte	5 0		
7 N	UCLA	5 3	35 A	North Carolina	3 8	61 H	Texas St.	6 5	112 A	Houston	13 12		
11 N	Missouri	3 4	44 N	Fresno St.	7 8	79 N	Stanford	9 10	113 H	Iowa St.	3 2		
13 H	Oklahoma	0 8				80 H	UTSA	2 1	113 H	Iowa St.	8 0		
13 H	Oklahoma	1 3				80 H	UTSA	3 2	113 H	Iowa St.	4 1		
13 H	Oklahoma	0 4				82 A	Arkansas	8 7	118 H	Colorado St.	4 1		
15 N	Notre Dame	1 5				82 A	Arkansas	8 6	118 H	Colorado St.	11 4		
16 A	Arizona St.	9 4				82 A	Arkansas	11 2	119 H	Texas-Arlington	8 0		
20 N	Georgia	5 0				91 H	Wichita St.	4 6	136 H	Ga. Southern	1 3		
24 A	Kansas	11 5				91 H	Wichita St.	10 4	145 N	UC Santa Barbara	15 0		
24 A	Kansas	7 5				95 H	Dartmouth	1 0	175 H	Lamar	1 9		
24 A	Kansas	6 0				95 H	Dartmouth	7 1	184 H	A&M-Corpus Christi	11 2		
									201 N	Ohio	11 0		
									260 H	IPFW	12 0		
									270 H	Texas Southern	5 3		
									270 H	Texas Southern	4 0		
<hr/>													
LAST 10 GAMES													
113 H Iowa St.						4 1	13 H Oklahoma						1 3
113 H Iowa St.						3 2	13 H Oklahoma						0 8
113 H Iowa St.						8 0	184 H A&M-Corpus Christi						11 2
119 H Texas-Arlington						8 0	61 H Texas St.						6 5
13 H Oklahoma						0 4	61 A Texas St.						10 2



Utah

Average RPI Win:	90	WON-LOST	WINNING	LAST 10	STRENGTH OF	OPP. STRENGTH	TEAM	ADJ	CONF.	ADJ CONF.		
Average RPI Loss:	33	RECORD	PCT. RANK	GAMES	SCHEDULE	OF SCHEDULE	RPI	RPI	RPI	RPI		
DIV. I ONLY		31-15-0	.67391	51	8-2-0	27	10	31	.61953	29	2	2
DIV. I NON-CONF.		22-6-0	.78571	31	1-0-0	95	19	33	.60798	31	2	2
<hr/>												
TOTALS	RPI 1-25	RPI 26-50		W-L RECORDS		RPI 51-100		RPI 101-150		RPI 150+		
31-15-0	5-9-0	4-1-0		OVERALL		11-4-0		6-1-0		5-0-0		
6-5-0	4-5-0	0-0-0		HOME		0-0-0		0-0-0		2-0-0		
11-6-0	0-3-0	3-0-0		AWAY		8-3-0		0-0-0		0-0-0		
14-4-0	1-1-0	1-1-0		NEUTRAL		3-1-0		6-1-0		3-0-0		
22-6-0	1-1-0	1-1-0		NON-CONFERENCE		9-3-0		6-1-0		5-0-0		
2-0-0	0-0-0	0-0-0		HOME		0-0-0		0-0-0		2-0-0		
6-2-0	0-0-0	0-0-		AWAY		6-2-0		0-0-0		0-0-0		
14-4-0	1-1-0	1-1-0		NEUTRAL		3-1-0		6-1-0		3-0-0		
9-9-0	4-8-0	3-0-0		CONFERENCE		2-1-0		0-0-0		0-0-0		
4-5-0	4-5-0	0-0-0		HOME		0-0-0		0-0-0		0-0-0		
5-4-0	0-3-0	3-0-0		AWAY		2-1-0		0-0-0		0-0-0		
0-0-0	0-0-0	0-0-0		NEUTRAL		0-0-0		0-0-0		0-0-0		
RPI S	Opponent	Score	RPI S	Opponent	Score	RPI S	Opponent	Score	RPI S	Opponent	Score	
6 H	Oregon	9 15	26 N	Texas A&M	1 5	52 N	Cal St. Fullerton	3 4	106 N	Longwood	3 2	
6 H	Oregon	0 12	42 N	CSUN	8 0	54 N	Ohio St.	10 7	106 N	Longwood	10 1	
6 H	Oregon	2 4	45 A	Oregon St.	7 5	60 A	Hawaii	8 1	115 N	Cal Poly	3 1	
7 A	UCLA	0 1	45 A	Oregon St.	5 2	60 A	Hawaii	1 5	117 N	Col. of Charleston	4 1	
7 A	UCLA	2 4	45 A	Oregon St.	6 0	62 A	Long Beach St.	5 3	117 N	Col. of Charleston	2 1	
7 A	UCLA	0 6				62 A	Long Beach St.	1 4	138 N	East Carolina	0 4	
10 N	Tennessee	4 3				62 N	Long Beach St.	7 5	145 N	UC Santa Barbara	2 0	
12 H	Arizona	10 7				70 N	Idaho St.	2 0	185 H	Southern Utah	6 1	
12 H	Arizona	4 2				78 A	McNeese St.	2 1	185 H	Southern Utah	10 1	
12 H	Arizona	6 8				78 A	McNeese St.	5 1	217 N	Nevada	6 2	
15 N	Notre Dame	1 3				78 A	McNeese St.	1 0	217 N	Nevada	11 0	
19 H	California	1 4				79 A	Stanford	2 4	229 N	Seattle	3 1	
19 H	California	12 10				79 A	Stanford	6 3				
19 H	California	8 6				79 A	Stanford	7 2				
						94 A	UNLV	10 2				
LAST 10 GAMES												
12 H	Arizona	4 2	45 A	Oregon St.	6 0							
12 H	Arizona	6 8	19 H	California	1 4							
12 H	Arizona	10 7	19 H	California	12 10							
45 A	Oregon St.	5 2	19 H	California	8 6							
45 A	Oregon St.	7 5	185 H	Southern Utah	6 1							

Non-Div. I Games:

Utah



Average RPI Win:	112	WON-LOST RECORD	WINNING PCT. RANK	LAST 10 GAMES	STRENGTH OF SCHEDULE	OPP. STRENGTH OF SCHEDULE	TEAM RPI	ADJ RPI	CONF. RPI	ADJ CONF. RPI				
DIV. I ONLY		31-16-0	.65957	56	4-6-0	15	25	27	.61705	30	1	1		
DIV. I NON-CONF.		21-4-0	.84	19	0-1-0	51	169	27	.61237	29	1	1		
<hr/>														
TOTALS	RPI 1-25	RPI 26-50		W-L RECORDS		RPI 51-100		RPI 101-150		RPI 150+				
31-16-0	5-10-0	2-3-0		OVERALL		8-2-0		6-1-0		10-0-0				
19-10-0	3-7-0	2-2-0		HOME		2-0-0		6-1-0		6-0-0				
9-5-0	1-2-0	0-1-0		AWAY		5-2-0		0-0-0		3-0-0				
3-1-0	1-1-0	0-0-0		NEUTRAL		1-0-0		0-0-0		1-0-0				
21-4-0	1-1-0	0-2-0		NON-CONFERENCE		4-0-0		6-1-0		10-0-0				
14-2-0	0-0-0	0-1-0		HOME		2-0-0		6-1-0		6-0-0				
4-1-0	0-0-0	0-0-		AWAY		1-0-0		0-0-0		3-0-0				
3-1-0	1-1-0	0-0-0		NEUTRAL		1-0-0		0-0-0		1-0-0				
10-12-0	4-9-0	2-1-0		CONFERENCE		4-2-0		0-0-0		0-0-0				
5-8-0	3-7-0	2-1-0		HOME		0-0-0		0-0-0		0-0-0				
5-4-0	1-2-0	0-0-0		AWAY		4-2-0		0-0-0		0-0-0				
0-0-0	0-0-0	0-0-0		NEUTRAL		0-0-0		0-0-0		0-0-0				
RPI	S	Opponent	Score		RPI	S	Opponent	Score		RPI	S	Opponent	Score	
1	H	Florida	5	3	26	H	Texas A&M	8	10	53	A	Ole Miss	8	14
1	H	Florida	2	16	26	H	Texas A&M	7	5	53	A	Ole Miss	7	8
1	H	Florida	2	3	26	H	Texas A&M	7	0	53	A	Ole Miss	8	6
2	H	LSU	9	4	27	H	South Ala.	2	3	65	H	Kennesaw St.	4	2
10	H	Tennessee	3	5	46	A	UAB	4	5	72	A	Lipscomb	1	0
10	H	Tennessee	8	16						82	A	Arkansas	3	0
10	H	Tennessee	3	4						82	A	Arkansas	16	4
11	A	Missouri	2	3						82	A	Arkansas	3	2
11	A	Missouri	8	4						84	N	Maryland	6	2
11	A	Missouri	2	10						86	H	Louisiana Tech	6	4
15	N	Notre Dame	6	1										
18	N	Minnesota	0	5										
20	H	Georgia	1	6										
20	H	Georgia	1	9										
20	H	Georgia	8	7										
LAST 10 GAMES														
10	H	Tennessee	8	16	11	A	Missouri	8	4					
10	H	Tennessee	3	5	11	A	Missouri	2	3					
10	H	Tennessee	3	4	2	H	LSU	9	4					
27	H	South Ala.	2	3	82	A	Arkansas	16	4					
11	A	Missouri	2	10	82	A	Arkansas	3	2					

Non-Div. I Games:

Mississippi St.



Average RPI Win:		116	WON-LOST RECORD		WINNING PCT. RANK	LAST 10 GAMES		STRENGTH OF SCHEDULE		OPP. STRENGTH OF SCHEDULE	TEAM RPI	ADJ RPI	CONF. RPI	ADJ CONF. RPI			
Average RPI Loss:		47															
DIV. I ONLY			27-8-0		.77143	20		8-2-0		42	50	30	.61658	31	9	9	
DIV. I NON-CONF.			15-5-0		.75	39		2-0-0		36	37	30	.60986	30	8	8	
TOTALS		RPI 1-25		RPI 26-50		W-L RECORDS		RPI 51-100		RPI 101-150		RPI 150+					
27-8-0		1-2-0		5-3-0		OVERALL		11-3-0		3-0-0		7-0-0					
7-1-0		0-0-0		2-1-0		HOME		2-0-0		0-0-0		3-0-0					
13-5-0		1-1-0		2-2-0		AWAY		7-2-0		3-0-0		0-0-0					
7-2-0		0-1-0		1-0-0		NEUTRAL		2-1-0		0-0-0		4-0-0					
15-5-0		1-2-0		1-1-0		NON-CONFERENCE		9-2-0		0-0-0		4-0-0					
2-0-0		0-0-0		0-0-0		HOME		2-0-0		0-0-0		0-0-0					
6-3-0		1-1-0		0-0-		AWAY		5-1-0		0-0-0		0-0-0					
7-2-0		0-1-0		1-0-0		NEUTRAL		2-1-0		0-0-0		4-0-0					
12-3-0		0-0-0		4-2-0		CONFERENCE		2-1-0		3-0-0		3-0-0					
5-1-0		0-0-0		2-1-0		HOME		0-0-0		0-0-0		3-0-0					
7-2-0		0-0-0		2-1-0		AWAY		2-1-0		3-0-0		0-0-0					
0-0-0		0-0-0		0-0-0		NEUTRAL		0-0-0		0-0-0		0-0-0					
RPI	S	Opponent		Score		RPI	S	Opponent		Score		RPI	S	Opponent		Score	
4	N	Michigan		0	8	32	A	South Carolina		1	2	58	A	Troy		4	0
8	A	Florida St.		1	2	36	H	Fla. Atlantic		3	1	69	N	Dayton		3	0
10	A	Tennessee		2	0	36	H	Fla. Atlantic		1	6	72	A	Lipscomb		9	2
						36	H	Fla. Atlantic		1	0	72	A	Lipscomb		1	3
						41	A	Marshall		3	2	85	N	North Florida		2	7
						41	A	Marshall		0	2	89	N	Georgia Tech		4	1
						41	A	Marshall		9	5	92	A	Ball St.		4	2
						47	N	Nebraska		5	1	92	A	Ball St.		6	2
												92	A	Ball St.		5	3
												98	H	Murray St.		6	5
												98	H	Murray St.		5	1
												100	A	FIU		6	0
												100	A	FIU		11	0
												100	A	FIU		1	2
						LAST 10 GAMES											
						100	A	FIU		1	2	221	H	Southern Miss.		7	1
						100	A	FIU		11	0	98	H	Murray St.		6	5
						100	A	FIU		6	0	98	H	Murray St.		5	1
						221	H	Southern Miss.		8	0	36	H	Fla. Atlantic		1	0
						221	H	Southern Miss.		6	0	36	H	Fla. Atlantic		1	6

Non-Div. I Games:

Western Ky.



Average RPI Win:	103	WON-LOST RECORD	WINNING PCT. RANK	LAST 10 GAMES	STRENGTH OF SCHEDULE	OPP. STRENGTH OF SCHEDULE	TEAM RPI	ADJ RPI	CONF. RPI	ADJ CONF. RPI		
DIV. I ONLY		31-17-0	.64583	63	5-5-0	24	7	32	.61226	32	1	1
DIV. I NON-CONF.		25-5-0	.83333	21	1-0-0	63	43	23	.62259	23	1	1
<hr/>												
TOTALS	RPI 1-25	RPI 26-50		W-L RECORDS		RPI 51-100		RPI 101-150		RPI 150+		
31-17-0	5-10-0	4-5-0		OVERALL		6-1-0		8-1-0		8-0-0		
20-7-0	2-5-0	4-1-0		HOME		5-1-0		4-0-0		5-0-0		
5-8-0	2-4-0	0-3-0		AWAY		0-0-0		2-1-0		1-0-0		
6-2-0	1-1-0	0-1-0		NEUTRAL		1-0-0		2-0-0		2-0-0		
25-5-0	1-2-0	4-2-0		NON-CONFERENCE		4-0-0		8-1-0		8-0-0		
16-2-0	0-1-0	4-1-0		HOME		3-0-0		4-0-0		5-0-0		
3-1-0	0-0-0	0-0-		AWAY		0-0-0		2-1-0		1-0-0		
6-2-0	1-1-0	0-1-0		NEUTRAL		1-0-0		2-0-0		2-0-0		
6-12-0	4-8-0	0-3-0		CONFERENCE		2-1-0		0-0-0		0-0-0		
4-5-0	2-4-0	0-0-0		HOME		2-1-0		0-0-0		0-0-0		
2-7-0	2-4-0	0-3-0		AWAY		0-0-0		0-0-0		0-0-0		
0-0-0	0-0-0	0-0-0		NEUTRAL		0-0-0		0-0-0		0-0-0		
RPI	S	Opponent	Score	RPI	S	Opponent	Score	RPI	S	Opponent	Score	
1	A	Florida	0 19	26	A	Texas A&M	2 5	79	N	Stanford	6 2	
1	A	Florida	3 16	26	A	Texas A&M	3 4	82	H	Arkansas	4 5	
1	A	Florida	2 10	26	A	Texas A&M	2 3	82	H	Arkansas	8 3	
8	N	Florida St.	3 4	27	H	South Ala.	1 4	82	H	Arkansas	8 0	
10	H	Tennessee	7 6	31	H	Western Ky.	2 1	83	H	Furman	2 1	
10	H	Tennessee	1 9	34	N	Northwestern	4 6	85	H	North Florida	5 2	
10	H	Tennessee	8 0	35	H	North Carolina	6 3	85	H	North Florida	8 0	
11	H	Missouri	2 4	38	H	USC Upstate	3 0					
11	H	Missouri	0 8	41	H	Marshall	2 0					
11	H	Missouri	3 9									
14	A	Kentucky	7 6									
14	A	Kentucky	0 2									
14	A	Kentucky	6 4									
19	N	California	3 1									
21	H	UCF	1 4									
<hr/>												
LAST 10 GAMES												
14	A	Kentucky	7 6	82	H	Arkansas	8 0					
14	A	Kentucky	0 2	38	H	USC Upstate	3 0					
14	A	Kentucky	6 4	1	A	Florida	3 16					
82	H	Arkansas	8 3	1	A	Florida	0 19					
82	H	Arkansas	4 5	1	A	Florida	2 10					



Average RPI Win: 99		WON-LOST	WINNING	LAST 10	STRENGTH OF		OPP. STRENGTH	TEAM	ADJ	CONF.	ADJ CONF.
Average RPI Loss: 39		RECORD	PCT. RANK	GAMES	SCHEDULE		OF SCHEDULE	RPI	RPI	RPI	RPI
DIV. I ONLY		26-19-0	.57778	95	5-5-0		9	21	33	.60561	33
DIV. I NON-CONF.		16-11-0	.59259	95	1-1-0		1	11	24	.61689	25
TOTALS		RPI 1-25	RPI 26-50		W-L RECORDS		RPI 51-100		RPI 101-150		RPI 150+
26-19-0		4-10-0	2-3-0		OVERALL		8-4-0		8-1-0		4-1-0
8-6-0		4-3-0	1-2-0		HOME		2-0-0		1-1-0		0-0-0
11-13-0		0-7-0	1-1-0		AWAY		3-4-0		4-0-0		3-1-0
7-0-0		0-0-0	0-0-0		NEUTRAL		3-0-0		3-0-0		1-0-0
16-11-0		0-8-0	1-1-0		NON-CONFERENCE		5-1-0		8-1-0		2-0-0
3-2-0		0-1-0	0-0-0		HOME		2-0-0		1-1-0		0-0-0
6-9-0		0-7-0	1-0-		AWAY		0-1-0		4-0-0		1-0-0
7-0-0		0-0-0	0-0-0		NEUTRAL		3-0-0		3-0-0		1-0-0
10-8-0		4-2-0	1-2-0		CONFERENCE		3-3-0		0-0-0		2-1-0
5-4-0		4-2-0	1-2-0		HOME		0-0-0		0-0-0		0-0-0
5-4-0		0-0-0	0-0-0		AWAY		3-3-0		0-0-0		2-1-0
0-0-0		0-0-0	0-0-0		NEUTRAL		0-0-0		0-0-0		0-0-0
RPI S	Opponent	Score		RPI S	Opponent	Score		RPI S	Opponent	Score	
1 A	Florida	0	3	35 H	North Carolina	6	2	59 A	Pittsburgh	4	11
1 A	Florida	3	5	35 H	North Carolina	2	6	59 A	Pittsburgh	4	0
1 A	Florida	0	1	35 H	North Carolina	2	3	59 A	Pittsburgh	8	9
2 A	LSU	0	7	38 A	USC Upstate	10	1	69 N	Dayton	3	1
2 A	LSU	2	4	38 A	USC Upstate	1	3	69 N	Dayton	12	3
5 A	Alabama	0	2					71 H	Fordham	5	0
8 H	Florida St.	1	10					72 H	Lipscomb	1	0
8 H	Florida St.	5	6					76 A	Elon	2	3
8 H	Florida St.	9	4					89 A	Georgia Tech	7	1
9 A	La.-Lafayette	0	6					89 A	Georgia Tech	3	5
11 H	Missouri	3	13					89 A	Georgia Tech	10	0
15 H	Notre Dame	8	3					99 N	Iowa	6	5
15 H	Notre Dame	4	2								
15 H	Notre Dame	9	2								
				LAST 10 GAMES							
				35 H	North Carolina	2	6	191 A	Virginia	8	0
				35 H	North Carolina	2	3	191 A	Virginia	2	3
				35 H	North Carolina	6	2	138 A	East Carolina	6	1
				5 A	Alabama	0	2	8 H	Florida St.	9	4
				191 A	Virginia	6	0	8 H	Florida St.	1	10

Non-Div. I Games:

North Carolina St.



Average RPI Win:	93	WON-LOST RECORD	WINNING PCT. RANK	LAST 10 GAMES	STRENGTH OF SCHEDULE	OPP. STRENGTH OF SCHEDULE	TEAM RPI	ADJ RPI	CONF. RPI	ADJ CONF. RPI		
DIV. I ONLY		21-17-0	.55263	110	4-6-0	8	30	34	.60056	34	6	6
DIV. I NON-CONF.		12-12-0	.5	128	0-1-0	3	5	39	.59492	36	6	6
<hr/>												
TOTALS	RPI 1-25	RPI 26-50		W-L RECORDS		RPI 51-100		RPI 101-150		RPI 150+		
21-17-0	0-11-0	3-3-0		OVERALL		9-2-0		6-1-0		3-0-0		
7-0-0	0-0-0	0-0-0		HOME		3-0-0		2-0-0		2-0-0		
6-8-0	0-5-0	1-2-0		AWAY		2-1-0		3-0-0		0-0-0		
8-9-0	0-6-0	2-1-0		NEUTRAL		4-1-0		1-1-0		1-0-0		
12-12-0	0-8-0	2-1-0		NON-CONFERENCE		6-2-0		3-1-0		1-0-0		
2-0-0	0-0-0	0-0-0		HOME		0-0-0		2-0-0		0-0-0		
2-3-0	0-2-0	0-0-		AWAY		2-1-0		0-0-0		0-0-0		
8-9-0	0-6-0	2-1-0		NEUTRAL		4-1-0		1-1-0		1-0-0		
9-5-0	0-3-0	1-2-0		CONFERENCE		3-0-0		3-0-0		2-0-0		
5-0-0	0-0-0	0-0-0		HOME		3-0-0		0-0-0		2-0-0		
4-5-0	0-3-0	1-2-0		AWAY		0-0-0		3-0-0		0-0-0		
0-0-0	0-0-0	0-0-0		NEUTRAL		0-0-0		0-0-0		0-0-0		
RPI S	Opponent	Score	RPI S	Opponent	Score	RPI S	Opponent	Score	RPI S	Opponent	Score	
2 N	LSU	0 10	28 N	Texas	4 5	52 A	Cal St. Fullerton	5 4	103 A	Penn St.	10 0	
6 N	Oregon	0 8	32 N	South Carolina	6 4	56 A	Louisville	11 0	103 A	Penn St.	13 5	
7 N	UCLA	3 12	35 N	North Carolina	7 3	57 N	BYU	1 5	103 A	Penn St.	5 4	
7 N	UCLA	2 8	47 A	Nebraska	5 3	62 N	Long Beach St.	5 2	128 N	Syracuse	1 2	
12 N	Arizona	6 7	47 A	Nebraska	2 10	71 N	Fordham	7 2	129 H	IUPUI	5 3	
15 A	Notre Dame	2 3	47 A	Nebraska	5 9	73 H	Purdue	5 1	129 H	IUPUI	6 5	
18 A	Minnesota	5 10				73 H	Purdue	2 1	145 N	UC Santa Barbara	13 4	
18 A	Minnesota	2 10				73 H	Purdue	4 3	156 H	Wisconsin	19 0	
18 A	Minnesota	0 11				79 N	Stanford	12 7	156 H	Wisconsin	14 6	
19 N	California	2 5				92 N	Ball St.	13 0	185 N	Southern Utah	9 0	
25 A	Hofstra	5 6				94 A	UNLV	7 8				
<hr/>												
LAST 10 GAMES												
47 A Nebraska						5	3	18 A Minnesota	2	10		
47 A Nebraska						5	9	18 A Minnesota	5	10		
47 A Nebraska						2	10	73 H Purdue	5	1		
15 A Notre Dame						2	3	73 H Purdue	2	1		
18 A Minnesota						0	11	73 H Purdue	4	3		

Non-Div. I Games:

Northwestern



Average RPI Win:		115	WON-LOST RECORD		WINNING PCT. RANK		LAST 10 GAMES		STRENGTH OF SCHEDULE		OPP. STRENGTH OF SCHEDULE		TEAM RPI	ADJ RPI		CONF. RPI	ADJ CONF. RPI
DIV. I ONLY			33-11-0		.75 28		8-2-0		84		29		35	.59367 35		4	4
DIV. I NON-CONF.			18-7-0		.72 45		2-0-0		64		28		40	.5918 38		4	4
TOTALS		RPI 1-25		RPI 26-50		W-L RECORDS		RPI 51-100		RPI 101-150		RPI 150+					
33-11-0		1-3-0		5-4-0		OVERALL		6-2-0		13-1-0		8-1-0					
20-2-0		0-2-0		3-0-0		HOME		3-0-0		9-0-0		5-0-0					
6-6-0		1-0-0		2-3-0		AWAY		1-2-0		2-1-0		0-0-0					
7-3-0		0-1-0		0-1-0		NEUTRAL		2-0-0		2-0-0		3-1-0					
18-7-0		1-3-0		1-3-0		NON-CONFERENCE		2-0-0		9-0-0		5-1-0					
9-2-0		0-2-0		1-0-0		HOME		0-0-0		6-0-0		2-0-0					
2-2-0		1-0-0		0-0-		AWAY		0-0-0		1-0-0		0-0-0					
7-3-0		0-1-0		0-1-0		NEUTRAL		2-0-0		2-0-0		3-1-0					
15-4-0		0-0-0		4-1-0		CONFERENCE		4-2-0		4-1-0		3-0-0					
11-0-0		0-0-0		2-0-0		HOME		3-0-0		3-0-0		3-0-0					
4-4-0		0-0-0		2-1-0		AWAY		1-2-0		1-1-0		0-0-0					
0-0-0		0-0-0		0-0-0		NEUTRAL		0-0-0		0-0-0		0-0-0					
RPI	S	Opponent		Score		RPI	S	Opponent		Score		RPI	S	Opponent		Score	
6	N	Oregon		5	8	28	H	Texas		8	3	56	A	Louisville		4	2
17	H	James Madison		0	7	32	A	South Carolina		3	6	56	A	Louisville		4	6
17	H	James Madison		3	5	33	A	North Carolina St.		3	2	56	A	Louisville		2	9
20	A	Georgia		15	9	33	A	North Carolina St.		2	6	69	N	Dayton		6	1
						33	A	North Carolina St.		6	2	79	N	Stanford		7	5
						34	N	Northwestern		3	7	89	H	Georgia Tech		5	0
						37	H	Virginia Tech		6	1	89	H	Georgia Tech		12	1
						37	H	Virginia Tech		9	5	89	H	Georgia Tech		1	0
						38	A	USC Upstate		4	9						
																	</

Non-Div. I Games:

North Carolina



Average RPI Win: 126		WON-LOST	WINNING	LAST 10	STRENGTH OF		OPP. STRENGTH	TEAM	ADJ		CONF.	ADJ CONF.
Average RPI Loss: 53		RECORD	PCT. RANK	GAMES	SCHEDULE		OF SCHEDULE	RPI	RPI		RPI	RPI
DIV. I ONLY		30-15-1	.66304	55	5-5-0		39	44	36		.59195	36
DIV. I NON-CONF.		19-9-1	.67241	63	0-2-0		49	21	42		.58474	43
TOTALS		RPI 1-25	RPI 26-50		W-L RECORDS		RPI 51-100		RPI 101-150		RPI 150+	
30-15-1		1-7-1	2-3-0		OVERALL		10-3-0		7-1-0		10-1-0	
23-7-1		1-4-1	0-0-0		HOME		6-2-0		7-1-0		9-0-0	
4-7-0		0-3-0	2-3-0		AWAY		2-1-0		0-0-0		0-0-0	
3-1-0		0-0-0	0-0-0		NEUTRAL		2-0-0		0-0-0		1-1-0	
19-9-1		1-7-1	0-0-0		NON-CONFERENCE		7-0-0		4-1-0		7-1-0	
16-5-1		1-4-1	0-0-0		HOME		5-0-0		4-1-0		6-0-0	
0-3-0		0-3-0	0-0-		AWAY		0-0-0		0-0-0		0-0-0	
3-1-0		0-0-0	0-0-0		NEUTRAL		2-0-0		0-0-0		1-1-0	
11-6-0		0-0-0	2-3-0		CONFERENCE		3-3-0		3-0-0		3-0-0	
7-2-0		0-0-0	0-0-0		HOME		1-2-0		3-0-0		3-0-0	
4-4-0		0-0-0	2-3-0		AWAY		2-1-0		0-0-0		0-0-0	
0-0-0		0-0-0	0-0-0		NEUTRAL		0-0-0		0-0-0		0-0-0	
RPI S	Opponent	Score	RPI S	Opponent	Score	RPI S	Opponent	Score	RPI S	Opponent	Score	
2 A	LSU	4 12	31 A	Western Ky.	1 3	63 N	Northwestern St.	3 2	101 H	Charlotte	1 0	
8 H	Florida St.	0 1	31 A	Western Ky.	6 1	74 H	Tulsa	1 0	101 H	Charlotte	1 0	
8 H	Florida St.	0 12	31 A	Western Ky.	0 1	82 H	Arkansas	12 7	101 H	Charlotte	3 1	
14 A	Kentucky	1 7	41 A	Marshall	5 6	84 H	Maryland	6 5	103 H	Penn St.	7 0	
14 A	Kentucky	1 3	41 A	Marshall	3 0	85 H	North Florida	8 4	123 H	Coastal Caro.	1 3	
21 H	UCF	0 2				86 A	Louisiana Tech	8 4	135 H	Albany (NY)	10 1	
24 H	Kansas	6 7				86 A	Louisiana Tech	1 6	146 H	Michigan St.	9 1	
25 H	Hofstra	3 2				86 A	Louisiana Tech	5 4	146 H	Michigan St.	9 3	
25 H	Hofstra	5 5				89 H	Georgia Tech	2 0	179 H	Middle Tenn.	9 0	
						92 N	Ball St.	9 3	179 H	Middle Tenn.	3 1	
						100 H	FIU	5 1	179 H	Middle Tenn.	5 0	
						100 H	FIU	2 4	193 N	Stephen F. Austin	8 0	
						100 H	FIU	0 3	193 N	Stephen F. Austin	0 4	
									195 H	LIU Brooklyn	7 0	
									196 H	Providence	10 2	
									211 H	Princeton	5 0	
									212 H	Bethune-Cookman	6 0	
									212 H	Bethune-Cookman	7 1	
									250 H	Florida A&M	18 0	
LAST 10 GAMES												
	41 A Marshall	3 0		14 A Kentucky	1 3							
	41 A Marshall	5 6		14 A Kentucky	1 7							
	101 H Charlotte	1 0		31 A Western Ky.	0 1							
	101 H Charlotte	3 1		31 A Western Ky.	6 1							
	101 H Charlotte	1 0		31 A Western Ky.	1 3							

Non-Div. I Games:

Fla. Atlantic



Average RPI Win:	126	WON-LOST RECORD	WINNING PCT. RANK	LAST 10 GAMES	STRENGTH OF SCHEDULE	OPP. STRENGTH OF SCHEDULE	TEAM RPI	ADJ RPI	CONF. RPI	ADJ CONF. RPI		
DIV. I ONLY		32-13-0	.71111	39	6-4-0	54	51	37	.59186	37	4	4
DIV. I NON-CONF.		23-3-0	.88462	7	1-2-0	154	91	31	.60306	33	4	4
<hr/>												
TOTALS	RPI 1-25	RPI 26-50		W-L RECORDS		RPI 51-100		RPI 101-150		RPI 150+		
32-13-0	1-7-0	0-2-0		OVERALL		12-2-0		9-0-0		10-2-0		
9-4-0	0-4-0	0-0-0		HOME		4-0-0		5-0-0		0-0-0		
11-8-0	0-3-0	0-2-0		AWAY		5-1-0		3-0-0		3-2-0		
12-1-0	1-0-0	0-0-0		NEUTRAL		3-1-0		1-0-0		7-0-0		
23-3-0	1-1-0	0-0-0		NON-CONFERENCE		7-1-0		6-0-0		9-1-0		
3-1-0	0-1-0	0-0-0		HOME		1-0-0		2-0-0		0-0-0		
8-1-0	0-0-0	0-0-		AWAY		3-0-0		3-0-0		2-1-0		
12-1-0	1-0-0	0-0-0		NEUTRAL		3-1-0		1-0-0		7-0-0		
9-10-0	0-6-0	0-2-0		CONFERENCE		5-1-0		3-0-0		1-1-0		
6-3-0	0-3-0	0-0-0		HOME		3-0-0		3-0-0		0-0-0		
3-7-0	0-3-0	0-2-0		AWAY		2-1-0		0-0-0		1-1-0		
0-0-0	0-0-0	0-0-0		NEUTRAL		0-0-0		0-0-0		0-0-0		
<hr/>												
RPI S	Opponent	Score	RPI S	Opponent	Score	RPI S	Opponent	Score	RPI S	Opponent	Score	
8 H	Florida St.	2 5	35 A	North Carolina	5 9	56 H	Louisville	2 0	106 H	Longwood	11 0	
8 H	Florida St.	5 7	35 A	North Carolina	1 6	56 H	Louisville	2 0	106 H	Longwood	1 0	
8 H	Florida St.	6 7				56 H	Louisville	4 2	123 A	Coastal Caro.	6 0	
10 H	Tennessee	4 13				59 A	Pittsburgh	5 6	126 N	Maine	4 2	
15 A	Notre Dame	0 2				59 A	Pittsburgh	5 2	128 H	Syracuse	2 0	
15 A	Notre Dame	1 6				59 A	Pittsburgh	6 3	128 H	Syracuse	10 2	
15 A	Notre Dame	1 11				60 A	Hawaii	3 1	128 H	Syracuse	2 0	
17 N	James Madison	3 2				60 A	Hawaii	1 0	138 A	East Carolina	4 3	
						76 H	Elon	6 2	138 A	East Carolina	6 1	
						84 N	Maryland	11 10	151 A	Liberty	0 1	
						84 N	Maryland	7 6	151 A	Liberty	10 1	
						85 A	North Florida	7 4	172 N	Western Ill.	9 0	
						90 N	Jacksonville St.	5 8	177 N	Seton Hall	18 0	
						90 N	Jacksonville St.	4 0	177 N	Seton Hall	9 0	
									180 N	St. Bonaventure	6 1	
									191 A	Virginia	2 5	
									191 A	Virginia	7 4	
									227 A	Radford	11 1	
									246 N	Columbia	8 0	
									269 N	Lafayette	8 0	
									269 N	Lafayette	10 0	
<hr/>												
LAST 10 GAMES												
59 A Pittsburgh						5 6	10 H Tennessee		4 13			
59 A Pittsburgh						6 3	191 A Virginia		7 4			
59 A Pittsburgh						5 2	191 A Virginia		2 5			
151 A Liberty						10 1	56 H Louisville		2 0			
151 A Liberty						0 1	56 H Louisville		2 0			

**Non-Div. I Games:**

Virginia Tech



USCUPSTATE

USC Upstate



Average RPI Win:		120	WON-LOST RECORD		WINNING PCT. RANK	LAST 10 GAMES		STRENGTH OF SCHEDULE		OPP. STRENGTH OF SCHEDULE	TEAM RPI	ADJ RPI	CONF. RPI	ADJ CONF. RPI			
DIV. I ONLY			30-17-0		.6383	67		6-4-0		46	36	41	.58794	39	13	13	
DIV. I NON-CONF.			17-12-0		.58621	97		0-0-0		12	3	36	.60031	35	11	11	
TOTALS		RPI 1-25		RPI 26-50		W-L RECORDS		RPI 51-100		RPI 101-150		RPI 150+					
30-17-0		0-8-0		3-6-0		OVERALL		13-1-0		6-2-0		8-0-0					
14-8-0		0-2-0		3-4-0		HOME		6-1-0		3-1-0		2-0-0					
9-2-0		0-1-0		0-0-0		AWAY		1-0-0		2-1-0		6-0-0					
7-7-0		0-5-0		0-2-0		NEUTRAL		6-0-0		1-0-0		0-0-0					
17-12-0		0-8-0		1-2-0		NON-CONFERENCE		10-1-0		4-1-0		2-0-0					
9-4-0		0-2-0		1-0-0		HOME		3-1-0		3-1-0		2-0-0					
1-1-0		0-1-0		0-0-		AWAY		1-0-0		0-0-0		0-0-0					
7-7-0		0-5-0		0-2-0		NEUTRAL		6-0-0		1-0-0		0-0-0					
13-5-0		0-0-0		2-4-0		CONFERENCE		3-0-0		2-1-0		6-0-0					
5-4-0		0-0-0		2-4-0		HOME		3-0-0		0-0-0		0-0-0					
8-1-0		0-0-0		0-0-0		AWAY		0-0-0		2-1-0		6-0-0					
0-0-0		0-0-0		0-0-0		NEUTRAL		0-0-0		0-0-0		0-0-0					
RPI	S	Opponent		Score		RPI	S	Opponent		Score		RPI	S	Opponent		Score	
2	N	LSU		1	6	26	N	Texas A&M		5	9	51	H	North Dakota St.		6	1
4	N	Michigan		2	10	44	H	Fresno St.		3	0	52	A	Cal St. Fullerton		9	3
6	H	Oregon		3	7	44	H	Fresno St.		1	8	57	H	BYU		1	3
7	A	UCLA		1	4	44	H	Fresno St.		0	5	62	H	Long Beach St.		9	3
12	H	Arizona		1	6	45	H	Oregon St.		2	0	62	N	Long Beach St.		6	2
13	N	Oklahoma		1	10	47	N	Nebraska		0	10	70	N	Idaho St.		8	6
14	N	Kentucky		2	5	50	H	San Jose St.		3	2	73	N	Purdue		2	0
22	N	Baylor		2	12	50	H	San Jose St.		1	10	73	N	Purdue		2	1
						50	H	San Jose St.		9	10	79	N	Stanford		11	5
												87	H	St. John's (NY)		13	8
												94	H	UNLV		5	1
												94	H	UNLV		4	0
												94	H	UNLV		7	3
												99	N	Iowa		7	2

Non-Div. I Games:

San Diego St.



Average RPI Win: 131		WON-LOST	WINNING	LAST 10	STRENGTH OF		OPP. STRENGTH	TEAM	ADJ	CONF.	ADJ CONF.
Average RPI Loss: 53		RECORD	PCT. RANK	GAMES	SCHEDULE		OF SCHEDULE	RPI	RPI	RPI	RPI
DIV. I ONLY		30-17-0	.6383	67	7-3-0		32	62	40	.58552	40
DIV. I NON-CONF.		21-8-0	.72414	44	3-0-0		43	92	38	.59017	40
TOTALS		RPI 1-25	RPI 26-50		W-L RECORDS		RPI 51-100		RPI 101-150		RPI 150+
30-17-0		0-8-0	1-3-0		OVERALL		11-3-0		7-1-0		11-2-0
14-6-0		0-0-0	1-3-0		HOME		5-2-0		2-0-0		6-1-0
7-10-0		0-8-0	0-0-0		AWAY		5-1-0		2-1-0		0-0-0
9-1-0		0-0-0	0-0-0		NEUTRAL		1-0-0		3-0-0		5-1-0
21-8-0		0-5-0	1-0-0		NON-CONFERENCE		6-2-0		5-0-0		9-1-0
9-2-0		0-0-0	1-0-0		HOME		2-2-0		2-0-0		4-0-0
3-5-0		0-5-0	0-0-		AWAY		3-0-0		0-0-0		0-0-0
9-1-0		0-0-0	0-0-0		NEUTRAL		1-0-0		3-0-0		5-1-0
9-9-0		0-3-0	0-3-0		CONFERENCE		5-1-0		2-1-0		2-1-0
5-4-0		0-0-0	0-3-0		HOME		3-0-0		0-0-0		2-1-0
4-5-0		0-3-0	0-0-0		AWAY		2-1-0		2-1-0		0-0-0
0-0-0		0-0-0	0-0-0		NEUTRAL		0-0-0		0-0-0		0-0-0
RPI S	Opponent	Score	RPI S	Opponent	Score	RPI S	Opponent	Score	RPI S	Opponent	Score
3 A	Auburn	0 10	27 H	South Ala.	11 13	58 H	Troy	4 3	119 A	Texas-Arlington	5 4
3 A	Auburn	8 20	27 H	South Ala.	3 8	58 H	Troy	15 3	119 A	Texas-Arlington	6 1
5 A	Alabama	1 9	27 H	South Ala.	7 8	58 H	Troy	4 0	119 A	Texas-Arlington	2 5
9 A	La.-Lafayette	0 8	43 H	Chattanooga	4 2	61 A	Texas St.	13 4	122 N	FGCU	16 2
9 A	La.-Lafayette	2 10				61 A	Texas St.	4 5	138 N	East Carolina	4 3
9 A	La.-Lafayette	1 10				61 A	Texas St.	5 2	148 N	Winthrop	8 7
24 A	Kansas	4 5				65 A	Kennesaw St.	12 4	149 H	Tennessee Tech	12 1
24 A	Kansas	6 8				65 H	Kennesaw St.	11 3	149 H	Tennessee Tech	11 10
						81 A	Mercer	3 0	154 H	Presbyterian	9 2
						81 A	Mercer	8 5	158 N	Eastern Ill.	7 6
						83 H	Furman	2 6	162 H	Appalachian St.	10 2
						83 H	Furman	1 3	162 H	Appalachian St.	5 14
						89 H	Georgia Tech	7 6	162 H	Appalachian St.	2 1
						92 N	Ball St.	10 4	169 N	Villanova	5 2
									170 N	UMKC	10 2
									231 N	Eastern Mich.	6 1
									231 N	Eastern Mich.	9 3
									231 N	Eastern Mich.	9 10
									234 H	Savannah St.	16 8
									234 H	Savannah St.	14 5
									272 H	Mt. St. Mary's	10 4
			LAST 10 GAMES								
			119 A	Texas-Arlington	5 4	162 H	Appalachian St.	2 1			
			119 A	Texas-Arlington	2 5	65 A	Kennesaw St.	12 4			
			119 A	Texas-Arlington	6 1	149 H	Tennessee Tech	12 1			
			162 H	Appalachian St.	5 14	149 H	Tennessee Tech	11 10			
			162 H	Appalachian St.	10 2	9 A	La.-Lafayette	0 8			

Non-Div. I Games:

Georgia St.



Average RPI Win:		140	WON-LOST		WINNING		LAST 10		STRENGTH OF		OPP. STRENGTH		TEAM		ADJ		CONF.		ADJ CONF.				
Average RPI Loss:		53	RECORD		PCT. RANK		GAMES		SCHEDULE		OF SCHEDULE		RPI		RPI		RPI		RPI				
DIV. I ONLY			29-11-0		.725 36		9-1-0		66		68		39		.5844 41		9		9				
DIV. I NON-CONF.			19-5-0		.79167 29		3-0-0		96		90		37		.59068 39		8		8				
TOTALS		RPI 1-25		RPI 26-50		W-L RECORDS		RPI 51-100		RPI 101-150		RPI 150+											
29-11-0		0-1-0		2-5-0		OVERALL		8-3-0		7-2-0		12-0-0											
7-3-0		0-0-0		2-3-0		HOME		0-0-0		2-0-0		3-0-0											
12-4-0		0-0-0		0-1-0		AWAY		6-1-0		3-2-0		3-0-0											
10-4-0		0-1-0		0-1-0		NEUTRAL		2-2-0		2-0-0		6-0-0											
19-5-0		0-1-0		0-2-0		NON-CONFERENCE		6-2-0		4-0-0		9-0-0											
3-0-0		0-0-0		0-0-0		HOME		0-0-0		0-0-0		3-0-0											
6-1-0		0-0-0		0-0-		AWAY		4-0-0		2-0-0		0-0-0											
10-4-0		0-1-0		0-1-0		NEUTRAL		2-2-0		2-0-0		6-0-0											
10-6-0		0-0-0		2-3-0		CONFERENCE		2-1-0		3-2-0		3-0-0											
4-3-0		0-0-0		2-3-0		HOME		0-0-0		2-0-0		0-0-0											
6-3-0		0-0-0		0-0-0		AWAY		2-1-0		1-2-0		3-0-0											
0-0-0		0-0-0		0-0-0		NEUTRAL		0-0-0		0-0-0		0-0-0											
RPI	S	Opponent		Score		RPI	S	Opponent		Score		RPI	S	Opponent		Score							
3	N	Auburn		4	5	27	N	South Ala.		3	5	55	A	South Fla.		6	4	101	A	Charlotte		7	5
						31	H	Western Ky.		5	9	55	N	South Fla.		5	18	101	A	Charlotte		1	8
						31	H	Western Ky.		2	3	67	N	Towson		1	3	101	A	Charlotte		0	4
						31	H	Western Ky.		2	0	83	A	Furman		3	0	109	H	North Texas		16	8
						32	A	South Carolina		0	2	83	A	Furman		3	0	109	H	North Texas		1	0
						36	H	Fla. Atlantic		0	3	83	A	Furman		2	1	117	A	Col. of Charleston		3	1
						36	H	Fla. Atlantic		6	5	95	N	Dartmouth		9	0	127	N	UNCG		8	0
												95	N	Dartmouth		1	0	131	N	Bucknell		11	3
												100	A	FIU		1	9	138	A	East Carolina		5	4
												100	A	FIU		13	5	161	N	Charleston So.		6	1
												100	A	FIU		13	3	179	A	Middle Tenn.		14	7
																		179	A	Middle Tenn.		9	0
																		179	A	Middle Tenn.		6	1
																		201	H	Ohio		18	3
																		203	N	East Tenn. St.		3	0
																		212	N	Bethune-Cookman		2	1
																		216	H	Wright St.		3	2
																		216	H	Wright St.		11	2
																		230	N	Army West Point		10	4
																		240	N	UMass Lowell		3	0
																		263	N	Tennessee St.		9	1
LAST 10 GAMES																							
						36	H	Fla. Atlantic		0	3	109	H	North Texas		16	8						
						36	H	Fla. Atlantic		6	5	109	H	North Texas		1	0						
						179	A	Middle Tenn.		6	1	216	H	Wright St.		11	2						
						179	A	Middle Tenn.		9	0	216	H	Wright St.		3	2						
						179	A	Middle Tenn.		14	7	83	A	Furman		2	1						

Non-Div. I Games:

Marshall



CSUN

Average RPI Win:		134	WON-LOST		WINNING		LAST 10		STRENGTH OF		OPP. STRENGTH		TEAM		ADJ		CONF.		ADJ CONF.				
Average RPI Loss:		76	RECORD		PCT. RANK		GAMES		SCHEDULE		OF SCHEDULE		RPI		RPI		RPI		RPI				
DIV. I ONLY			37-10-0		.78723		17		10-0-0		137		66		42		.57876		42				
DIV. I NON-CONF.			25-10-0		.71429		46		0-0-0		163		63		58		.55732		59				
TOTALS		RPI 1-25		RPI 26-50		W-L RECORDS		RPI 51-100		RPI 101-150		RPI 150+											
37-10-0		1-3-0		0-2-0		OVERALL		9-3-0		18-1-0		9-1-0											
14-3-0		0-1-0		0-0-0		HOME		4-0-0		5-1-0		5-1-0											
13-2-0		1-2-0		0-0-0		AWAY		3-0-0		8-0-0		1-0-0											
10-5-0		0-0-0		0-2-0		NEUTRAL		2-3-0		5-0-0		3-0-0											
25-10-0		1-3-0		0-2-0		NON-CONFERENCE		6-3-0		9-1-0		9-1-0											
8-3-0		0-1-0		0-0-0		HOME		1-0-0		2-1-0		5-1-0											
7-2-0		1-2-0		0-0-		AWAY		3-0-0		2-0-0		1-0-0											
10-5-0		0-0-0		0-2-0		NEUTRAL		2-3-0		5-0-0		3-0-0											
12-0-0		0-0-0		0-0-0		CONFERENCE		3-0-0		9-0-0		0-0-0											
6-0-0		0-0-0		0-0-0		HOME		3-0-0		3-0-0		0-0-0											
6-0-0		0-0-0		0-0-0		AWAY		0-0-0		6-0-0		0-0-0											
0-0-0		0-0-0		0-0-0		NEUTRAL		0-0-0		0-0-0		0-0-0											
RPI	S	Opponent		Score		RPI	S	Opponent		Score		RPI	S	Opponent		Score		RPI	S	Opponent		Score	
7	H	UCLA		4	6	29	N	Utah		0	8	54	N	Ohio St.		3	5	115	H	Cal Poly		7	5
16	A	Arizona St.		8	6	44	N	Fresno St.		2	3	64	H	UC Riverside		10	6	115	H	Cal Poly		3	0
23	A	Washington		2	4							64	H	UC Riverside		1	0	115	H	Cal Poly		3	1
23	A	Washington		8	9							64	H	UC Riverside		7	6	117	H	Col. of Charleston		8	0
												79	N	Stanford		7	5	118	H	Colorado St.		6	2
												87	H	St. John's (NY)		3	2	124	A	UC Davis		3	2
												96	N	Weber St.		1	3	124	A	UC Davis		5	0
												96	N	Weber St.		4	2	124	A	UC Davis		4	3
												97	A	Grand Canyon		6	5	130	N	New Mexico		3	2
												97	A	Grand Canyon		8	3	130	N	New Mexico		5	1
												97	A	Grand Canyon		12	0	140	H	Bakersfield		6	7
												97	N	Grand Canyon		2	3	142	A	Pacific		4	0
																		142	A	Pacific		7	2
																		143	N	UConn		8	0
																		143	N	UConn		7	1
																		145	A	UC Santa Barbara		9	4
																		145	A	UC Santa Barbara		7	2
																		145	A	UC Santa Barbara		4	0
																		150	N	Indiana		12	5
																		156	N	Wisconsin		4	3
																		173	H	Sacramento St.		8	0
																		181	H	Utah Valley		3	0
																		181	H	Utah Valley		6	1
																		186	N	Utah St.		4	0
																		224	H	Bryant		5	3
																		229	A	Seattle		8	0
																		243	H	Buffalo		1	5
LAST 10 GAMES																							
						64	H	UC Riverside		7	6	145	A	UC Santa Barbara		4	0	181	H	Utah Valley		6	1
						64	H	UC Riverside		1	0	124	A	UC Davis		5	0	186	N	Utah St.		4	0
						64	H	UC Riverside		10	6	124	A	UC Davis		3	2	224	H	Bryant		5	3
						145	A	UC Santa Barbara		7	2	124	A	UC Davis		4	3	229	A	Seattle		8	0
						145	A	UC Santa Barbara		9	4	115	H	Cal Poly		7	5	243	H	Buffalo		1	5

Non-Div. I Games:

CSUN



RPI	S	Opponent	Score	
243	H	Buffalo	4	1
244	N	Portland St.	11	0

CSUN

C  
S  
U  
N

C  
S  
U  
N



Average RPI Win:		147	WON-LOST RECORD		WINNING PCT. RANK		LAST 10 GAMES		STRENGTH OF SCHEDULE		OPP. STRENGTH OF SCHEDULE		TEAM RPI		ADJ RPI		CONF. RPI		ADJ CONF. RPI					
DIV. I ONLY			29-9-0		.76316		25		9-1-0		120		76		43		.57866		43		11		12	
DIV. I NON-CONF.			19-8-0		.7037		51		2-0-0		101		79		48		.57185		48		12		12	
TOTALS		RPI 1-25		RPI 26-50		W-L RECORDS		RPI 51-100		RPI 101-150		RPI 150+												
29-9-0		1-4-0		2-1-0		OVERALL		6-1-0		7-1-0		13-2-0												
6-0-0		0-0-0		0-0-0		HOME		0-0-0		6-0-0		0-0-0												
7-3-0		0-1-0		1-1-0		AWAY		3-1-0		0-0-0		3-0-0												
16-6-0		1-3-0		1-0-0		NEUTRAL		3-0-0		1-1-0		10-2-0												
19-8-0		1-4-0		2-1-0		NON-CONFERENCE		4-0-0		2-1-0		10-2-0												
1-0-0		0-0-0		0-0-0		HOME		0-0-0		1-0-0		0-0-0												
2-2-0		0-1-0		1-0-		AWAY		1-0-0		0-0-0		0-0-0												
16-6-0		1-3-0		1-0-0		NEUTRAL		3-0-0		1-1-0		10-2-0												
10-1-0		0-0-0		0-0-0		CONFERENCE		2-1-0		5-0-0		3-0-0												
5-0-0		0-0-0		0-0-0		HOME		0-0-0		5-0-0		0-0-0												
5-1-0		0-0-0		0-0-0		AWAY		2-1-0		0-0-0		3-0-0												
0-0-0		0-0-0		0-0-0		NEUTRAL		0-0-0		0-0-0		0-0-0												
RPI	S	Opponent		Score		RPI	S	Opponent		Score		RPI	S	Opponent		Score								
3	A	Auburn		1	12	27	A	South Ala.		3	1	72	A	Lipscomb		7	4							
11	N	Missouri		1	6	40	A	Georgia St.		2	4	82	N	Arkansas		7	3							
24	N	Kansas		4	0	46	N	UAB		13	0	83	A	Furman		5	6							
24	N	Kansas		3	11							83	A	Furman		7	5							
24	N	Kansas		1	11							83	A	Furman		7	5							
												92	N	Ball St.		6	2							
												92	N	Ball St.		10	9							
								</																

Non-Div. I Games:

Chattanooga







Average RPI Win: 113		WON-LOST	WINNING	LAST 10	STRENGTH OF		OPP. STRENGTH	TEAM	ADJ	CONF.	ADJ CONF.
Average RPI Loss: 29		RECORD	PCT. RANK	GAMES	SCHEDULE		OF SCHEDULE	RPI	RPI	RPI	RPI
DIV. I ONLY		24-19-0	.55814	105	2-8-0		40	13	47	.57391	45
DIV. I NON-CONF.		19-6-0	.76	36	0-0-0		137	58	44	.58097	44
TOTALS		RPI 1-25	RPI 26-50		W-L RECORDS		RPI 51-100		RPI 101-150		RPI 150+
24-19-0		2-11-0	2-4-0		OVERALL		6-3-0		9-1-0		5-0-0
3-6-0		0-3-0	0-3-0		HOME		3-0-0		0-0-0		0-0-0
3-9-0		2-7-0	1-1-0		AWAY		0-1-0		0-0-0		0-0-0
18-4-0		0-1-0	1-0-0		NEUTRAL		3-2-0		9-1-0		5-0-0
19-6-0		0-1-0	2-1-0		NON-CONFERENCE		3-3-0		9-1-0		5-0-0
0-0-0		0-0-0	0-0-0		HOME		0-0-0		0-0-0		0-0-0
1-2-0		0-0-0	1-0-		AWAY		0-1-0		0-0-0		0-0-0
18-4-0		0-1-0	1-0-0		NEUTRAL		3-2-0		9-1-0		5-0-0
5-13-0		2-10-0	0-3-0		CONFERENCE		3-0-0		0-0-0		0-0-0
3-6-0		0-3-0	0-3-0		HOME		3-0-0		0-0-0		0-0-0
2-7-0		2-7-0	0-0-0		AWAY		0-0-0		0-0-0		0-0-0
0-0-0		0-0-0	0-0-0		NEUTRAL		0-0-0		0-0-0		0-0-0
RPI S	Opponent	Score	RPI S	Opponent	Score	RPI S	Opponent	Score	RPI S	Opponent	Score
6 A	Oregon	12 <b>23</b>	29 H	Utah	5 <b>7</b>	51 N	North Dakota St.	2 <b>4</b>	106 N	Longwood	7 3
6 A	Oregon	0 <b>9</b>	29 H	Utah	2 <b>5</b>	51 N	North Dakota St.	6 5	115 N	Cal Poly	6 5
6 A	Oregon	0 <b>10</b>	29 H	Utah	0 <b>6</b>	53 N	Ole Miss	2 1	115 N	Cal Poly	0 <b>1</b>
12 H	Arizona	2 <b>7</b>	39 A	San Diego St.	0 <b>2</b>	57 N	BYU	5 <b>14</b>	138 N	East Carolina	2 1
12 H	Arizona	3 <b>9</b>	44 A	Fresno St.	16 12	60 A	Hawaii	1 <b>4</b>	138 N	East Carolina	8 5
12 H	Arizona	3 <b>22</b>	47 N	Nebraska	11 10	75 N	Rutgers	8 3	142 N	Pacific	13 0
14 N	Kentucky	5 <b>6</b>				79 H	Stanford	10 0	145 N	UC Santa Barbara	13 0
16 A	Arizona St.	7 6				79 H	Stanford	7 6	145 N	UC Santa Barbara	14 5
16 A	Arizona St.	5 <b>9</b>				79 H	Stanford	5 3	147 N	Central Mich.	13 2
16 A	Arizona St.	3 <b>4</b>							150 N	Indiana	10 6
19 A	California	2 <b>3</b>							156 N	Wisconsin	5 0
19 A	California	1 <b>3</b>							177 N	Seton Hall	17 3
19 A	California	3 1							188 N	St. Mary's (CA)	13 8
									217 N	Nevada	6 4
									217 N	Nevada	4 2
LAST 10 GAMES											
16 A	Arizona St.	3 <b>4</b>	29 H	Utah	0 <b>6</b>						
16 A	Arizona St.	5 <b>9</b>	12 H	Arizona	3 <b>22</b>						
16 A	Arizona St.	7 6	12 H	Arizona	2 <b>7</b>						
29 H	Utah	2 <b>5</b>	12 H	Arizona	3 <b>9</b>						
29 H	Utah	5 <b>7</b>	19 A	California	3 1						

Non-Div. I Games:

Oregon St.



Average RPI Win: 127		WON-LOST RECORD		WINNING PCT. RANK		LAST 10 GAMES		STRENGTH OF SCHEDULE		OPP. STRENGTH OF SCHEDULE		TEAM RPI		ADJ RPI		CONF. RPI		ADJ CONF. RPI					
Average RPI Loss: 76		27-15-0		.64286 66		4-6-0		55		61		45		.57332 46		9		9					
DIV. I ONLY		16-10-0		.61538 84		0-3-0		29		50		45		.5767 46		8		8					
DIV. I NON-CONF.																							
TOTALS		RPI 1-25		RPI 26-50		W-L RECORDS		RPI 51-100		RPI 101-150		RPI 150+											
27-15-0		1-4-0		1-1-0		OVERALL		8-7-0		4-1-0		13-2-0											
10-3-0		0-1-0		1-0-0		HOME		3-2-0		3-0-0		3-0-0											
5-8-0		0-3-0		0-0-0		AWAY		3-4-0		1-1-0		1-0-0											
12-4-0		1-0-0		0-1-0		NEUTRAL		2-1-0		0-0-0		9-2-0											
16-10-0		1-4-0		1-1-0		NON-CONFERENCE		4-3-0		0-0-0		10-2-0											
2-2-0		0-1-0		1-0-0		HOME		1-1-0		0-0-0		0-0-0											
2-4-0		0-3-0		0-0-		AWAY		1-1-0		0-0-0		1-0-0											
12-4-0		1-0-0		0-1-0		NEUTRAL		2-1-0		0-0-0		9-2-0											
11-5-0		0-0-0		0-0-0		CONFERENCE		4-4-0		4-1-0		3-0-0											
8-1-0		0-0-0		0-0-0		HOME		2-1-0		3-0-0		3-0-0											
3-4-0		0-0-0		0-0-0		AWAY		2-3-0		1-1-0		0-0-0											
0-0-0		0-0-0		0-0-0		NEUTRAL		0-0-0		0-0-0		0-0-0											
RPI	S	Opponent		Score		RPI	S	Opponent		Score		RPI	S	Opponent		Score		RPI	S	Opponent		Score	
3	A	Auburn		2	11	30	H	Mississippi St.		5	4	58	A	Troy		1	6	101	A	Charlotte		4	3
3	A	Auburn		6	10	43	N	Chattanooga		0	13	58	A	Troy		5	1	101	A	Charlotte		0	1
5	A	Alabama		1	14							61	N	Texas St.		1	7	109	H	North Texas		5	2
5	H	Alabama		0	10							67	N	Towson		9	0	109	H	North Texas		6	1
18	N	Minnesota		1	0							72	H	Lipscomb		8	7	109	H	North Texas		5	4
												80	A	UTSA		3	2	156	N	Wisconsin		8	7
												80	A	UTSA		5	11	156	N	Wisconsin		3	2
												86	H	Louisiana Tech		4	6	157	N	South Dakota		3	4
												86	H	Louisiana Tech		8	7	162	N	Appalachian St.		20	9
												86	H	Louisiana Tech		8	6	166	N	UNI		3	1
												90	H	Jacksonville St.		2	7	169	N	Villanova		7	2
												91	N	Wichita St.		5	2	172	N	Western Ill.		7	4
												100	A	FIU		10	2	183	H	UTEP		2	0
												100	A	FIU		3	4	183	H	UTEP		3	2
												100	A	FIU		9	16	183	H	UTEP		7	2
																		184	A	A&M-Corpus Christi		6	1
																		189	N	George Washington		5	0
																		199	N	Robert Morris		11	0
																		202	N	Harvard		12	6
																		246	N	Evansville		6	7
				LAST 10 GAMES																			
				101	A	Charlotte		4	3	86	H	Louisiana Tech		4	6								
				101	A	Charlotte		0	1	3	A	Auburn		6	10								
				5	A	Alabama		1	14	5	H	Alabama		0	10								
				86	H	Louisiana Tech		8	7	100	A	FIU		3	4								
				86	H	Louisiana Tech		8	6	100	A	FIU		10	2								

Non-Div. I Games:

UAB



Average RPI Win: 111		WON-LOST	WINNING	LAST 10	STRENGTH OF		OPP. STRENGTH	TEAM	ADJ	CONF.	ADJ CONF.
Average RPI Loss: 45		RECORD	PCT. RANK	GAMES	SCHEDULE		OF SCHEDULE	RPI	RPI	RPI	RPI
DIV. I ONLY		25-19-0	.56818	101	7-3-0		37	31	46	.5724	47
DIV. I NON-CONF.		13-14-0	.48148	137	1-0-0		26	35	69	.54999	68
TOTALS		RPI 1-25	RPI 26-50		W-L RECORDS		RPI 51-100		RPI 101-150		RPI 150+
25-19-0		2-6-0	3-4-0		OVERALL		8-9-0		4-0-0		8-0-0
7-5-0		1-2-0	2-1-0		HOME		0-2-0		3-0-0		1-0-0
7-8-0		0-2-0	0-1-0		AWAY		6-5-0		0-0-0		1-0-0
11-6-0		1-2-0	1-2-0		NEUTRAL		2-2-0		1-0-0		6-0-0
13-14-0		1-4-0	1-3-0		NON-CONFERENCE		2-7-0		1-0-0		8-0-0
1-2-0		0-0-0	0-0-0		HOME		0-2-0		0-0-0		1-0-0
1-6-0		0-2-0	0-0-		AWAY		0-3-0		0-0-0		1-0-0
11-6-0		1-2-0	1-2-0		NEUTRAL		2-2-0		1-0-0		6-0-0
12-5-0		1-2-0	2-1-0		CONFERENCE		6-2-0		3-0-0		0-0-0
6-3-0		1-2-0	2-1-0		HOME		0-0-0		3-0-0		0-0-0
6-2-0		0-0-0	0-0-0		AWAY		6-2-0		0-0-0		0-0-0
0-0-0		0-0-0	0-0-0		NEUTRAL		0-0-0		0-0-0		0-0-0
RPI S	Opponent	Score	RPI S	Opponent	Score	RPI S	Opponent	Score	RPI S	Opponent	Score
2 N	LSU	2 10	31 N	Western Ky.	1 5	51 H	North Dakota St.	6 10	118 N	Colorado St.	9 1
7 N	UCLA	1 5	34 H	Northwestern	9 5	51 H	North Dakota St.	0 3	146 H	Michigan St.	7 5
8 A	Florida St.	1 4	34 H	Northwestern	3 5	52 A	Cal St. Fullerton	0 3	146 H	Michigan St.	14 6
8 A	Florida St.	2 3	34 H	Northwestern	10 2	54 A	Ohio St.	4 5	146 H	Michigan St.	15 10
10 N	Tennessee	5 2	39 N	San Diego St.	10 0	54 A	Ohio St.	7 5	153 N	DePaul	13 2
18 H	Minnesota	7 8	45 N	Oregon St.	10 11	54 A	Ohio St.	11 7	157 N	South Dakota	12 2
18 H	Minnesota	3 8	49 A	New Mexico St.	11 16	73 A	Purdue	8 0	157 N	South Dakota	8 3
18 H	Minnesota	5 3				73 A	Purdue	3 0	161 N	Charleston So.	8 3
						73 A	Purdue	0 1	182 A	Omaha	8 5
						80 N	UTSA	11 7	182 H	Omaha	10 1
						88 N	Texas Tech	11 3	226 N	Boise St.	11 3
						89 N	Georgia Tech	2 10	241 N	Montana	13 4
						89 N	Georgia Tech	2 11			
						91 A	Wichita St.	4 10			
						91 A	Wichita St.	1 7			
						99 A	Iowa	16 7			
						99 A	Iowa	12 2			
LAST 10 GAMES											
			34 H	Northwestern	3 5	73 A	Purdue	3 0			
			34 H	Northwestern	9 5	73 A	Purdue	0 1			
			34 H	Northwestern	10 2	54 A	Ohio St.	4 5			
			182 A	Omaha	8 5	54 A	Ohio St.	7 5			
			73 A	Purdue	8 0	54 A	Ohio St.	11 7			

Non-Div. I Games:

Nebraska



SIUE

Average RPI Win: 157		WON-LOST RECORD		WINNING PCT. RANK		LAST 10 GAMES		STRENGTH OF SCHEDULE		OPP. STRENGTH OF SCHEDULE		TEAM RPI		ADJ RPI		CONF. RPI		ADJ CONF. RPI					
DIV. I ONLY		35-10-0		.77778		18		7-3-0		153		153		49		.56903		48		22		22	
DIV. I NON-CONF.		19-6-0		.76		36		1-0-0		93		95		41		.58755		42		23		24	
TOTALS		RPI 1-25		RPI 26-50		W-L RECORDS		RPI 51-100		RPI 101-150		RPI 150+											
35-10-0		0-2-0		0-0-0		OVERALL		12-2-0		6-4-0		17-2-0											
9-4-0		0-0-0		0-0-0		HOME		4-1-0		2-2-0		3-1-0											
11-4-0		0-2-0		0-0-0		AWAY		1-0-0		2-1-0		8-1-0											
15-2-0		0-0-0		0-0-0		NEUTRAL		7-1-0		2-1-0		6-0-0											
19-6-0		0-2-0		0-0-0		NON-CONFERENCE		8-1-0		4-2-0		7-1-0											
3-0-0		0-0-0		0-0-0		HOME		0-0-0		2-0-0		1-0-0											
1-4-0		0-2-0		0-0-		AWAY		1-0-0		0-1-0		0-1-0											
15-2-0		0-0-0		0-0-0		NEUTRAL		7-1-0		2-1-0		6-0-0											
16-4-0		0-0-0		0-0-0		CONFERENCE		4-1-0		2-2-0		10-1-0											
6-4-0		0-0-0		0-0-0		HOME		4-1-0		0-2-0		2-1-0											
10-0-0		0-0-0		0-0-0		AWAY		0-0-0		2-0-0		8-0-0											
0-0-0		0-0-0		0-0-0		NEUTRAL		0-0-0		0-0-0		0-0-0											
RPI	S	Opponent		Score		RPI	S	Opponent		Score		RPI	S	Opponent		Score							
3	A	Auburn		5 8				54	N	Ohio St.		6	0	108	N	Samford		7	2				
20	A	Georgia		0 9				58	N	Troy		10	0	114	H	Missouri St.		3	2				
								58	N	Troy		5	2	114	N	Missouri St.		3	1				
								59	N	Pittsburgh		1	0	116	H	Saint Louis		5	0				
								61	N	Texas St.		10	2	122	A	FGCU		0	3				
								76	N	Elon		3	2	132	A	Eastern Ky.		8	0				
								77	N	La.-Monroe		3	4	132	A	Eastern Ky.		5	1				
								85	N	North Florida		4	3	143	N	UConn		1	2				
								86	A	Louisiana Tech		6	4	149	H	Tennessee Tech		2	4				
								90	H	Jacksonville St.		8	2	149	H	Tennessee Tech		3	4				
								90	H	Jacksonville St.		2	1	163	A	Southern Ill.		1	5				
								98	H	Murray St.		5	4	169	N	Villanova		4	1				
								98	H	Murray St.		6	4	177	N	Seton Hall		5	3				
								98	H	Murray St.		2	7	192	H	Bradley		6	5				
														208	A	Southeast Mo. St.		8	4				
														208	A	Southeast Mo. St.		12	3				
														208	A	Southeast Mo. St.		7	0				
														209	N	Georgetown		8	2				
														210	N	Bowling Green		3	0				
														213	A	Morehead St.		10	3				
														213	A	Morehead St.		1	0				
														248	H	Belmont		0	2				
														248	H	Belmont		3	0				
														258	N	Abilene Christian		8	0				
														263	H	Tennessee St.		8	2				
														268	A	Austin Peay		7	1				
														268	A	Austin Peay		2	1				
LAST 10 GAMES																							
				263	H	Tennessee St.		8	2	268	A	Austin Peay		2	1	248	H	Belmont		3	0		
				248	H	Belmont		3	0	268	A	Austin Peay		7	1	258	N	Abilene Christian		8	0		
				248	H	Belmont		0	2	149	H	Tennessee Tech		3	4	263	H	Tennessee St.		8	2		
				116	H	Saint Louis		5	0	149	H	Tennessee Tech		2	4	268	A	Austin Peay		7	1		
				268	A	Austin Peay		5	3	90	H	Jacksonville St.		8	2	268	A	Austin Peay		2	1		

Non-Div. I Games:

SIUE



RPI	S	Opponent	Score	
268	A	Austin Peay	5	3
290	N	Ark.-Pine Bluff	11	1

SIUE

S  
I  
U  
E

S  
I  
U  
E



Average RPI Win:		155	WON-LOST RECORD		WINNING PCT. RANK		LAST 10 GAMES		STRENGTH OF SCHEDULE		OPP. STRENGTH OF SCHEDULE		TEAM RPI		ADJ RPI		CONF. RPI		ADJ CONF. RPI			
DIV. I ONLY			37-13-0		.74		30		145		82		54		.56894		49		14			
DIV. I NON-CONF.			26-12-0		.68421		56		106		59		55		.57035		50		14			
TOTALS		RPI 1-25		RPI 26-50		W-L RECORDS		RPI 51-100		RPI 101-150		RPI 150+										
37-13-0		1-7-0		2-0-0		OVERALL		6-3-0		7-1-0		21-2-0										
19-9-0		1-5-0		1-0-0		HOME		3-2-0		2-0-0		12-2-0										
7-2-0		0-1-0		0-0-0		AWAY		1-0-0		3-1-0		3-0-0										
11-2-0		0-1-0		1-0-0		NEUTRAL		2-1-0		2-0-0		6-0-0										
26-12-0		1-7-0		2-0-0		NON-CONFERENCE		6-3-0		5-0-0		12-2-0										
13-9-0		1-5-0		1-0-0		HOME		3-2-0		2-0-0		6-2-0										
2-1-0		0-1-0		0-0-		AWAY		1-0-0		1-0-0		0-0-0										
11-2-0		0-1-0		1-0-0		NEUTRAL		2-1-0		2-0-0		6-0-0										
11-1-0		0-0-0		0-0-0		CONFERENCE		0-0-0		2-1-0		9-0-0										
6-0-0		0-0-0		0-0-0		HOME		0-0-0		0-0-0		6-0-0										
5-1-0		0-0-0		0-0-0		AWAY		0-0-0		2-1-0		3-0-0										
0-0-0		0-0-0		0-0-0		NEUTRAL		0-0-0		0-0-0		0-0-0										
RPI	S	Opponent		Score		RPI	S	Opponent		Score		RPI	S	Opponent		Score						
12	H	Arizona		2	14	47	H	Nebraska		16	11	62	N	Long Beach St.		0	9	118	H	Colorado St.	8	2
12	H	Arizona		6	11	50	N	San Jose St.		14	0	74	H	Tulsa		12	10	118	N	Colorado St.	7	3
16	A	Arizona St.		7	11							74	H	Tulsa		8	0	130	A	New Mexico	12	6
16	H	Arizona St.		6	4							77	N	La.-Monroe		7	6	130	H	New Mexico	4	2
16	H	Arizona St.		1	12							80	H	UTSA		7	8	140	A	Bakersfield	1	0
18	N	Minnesota		1	6							88	H	Texas Tech		3	5	140	A	Bakersfield	0	3
24	H	Kansas		12	25							94	A	UNLV		1	0	140	A	Bakersfield	7	2
24	H	Kansas		0	6							94	N	UNLV		7	0	143	N	UConn	5	4
												96	H	Weber St.		8	0	153	N	DePaul	8	6
																		156	N	Wisconsin	8	7
																		156	N	Wisconsin	5	0
																		160	N	Indiana St.	4	0
																		170	H	UMKC	6	2
																		170	H	UMKC	8	3
																		170	H	UMKC	10	9
																		179	H	Middle Tenn.	5	6
																		181	H	Utah Valley	7	2
																		181	H	Utah Valley	9	0
																		181	H	Utah Valley	10	0
																		183	H	UTEP	12	6
																		192	H	Bradley	14	9
																		192	H	Bradley	8	10
																		202	N	Harvard	7	2
																		226	N	Boise St.	4	3
																		229	A	Seattle	10	1
																		229	A	Seattle	7	2
																		229	A	Seattle	6	1
				LAST 10 GAMES																		
				140	A	Bakersfield	0	3	170	H	UMKC	10	9	202	N	Harvard	7	2				
				140	A	Bakersfield	1	0	170	H	UMKC	6	2	226	N	Boise St.	4	3				
				140	A	Bakersfield	7	2	16	H	Arizona St.	6	4	229	A	Seattle	10	1				
				130	H	New Mexico	4	2	16	H	Arizona St.	1	12	229	A	Seattle	7	2				
				170	H	UMKC	8	3	229	A	Seattle	6	1	229	A	Seattle	6	1				

Non-Div. I Games:

New Mexico St.



RPI	S	Opponent	Score	
241	H	Montana	8	0
261	H	North Dakota	15	5
261	H	North Dakota	19	13
261	H	North Dakota	9	4

New Mexico St.

N  
e  
w  
M  
e  
x  
i  
c  
o  
s  
t  
.

N  
e  
w  
M  
e  
x  
i  
c  
o  
s  
t  
.



Average RPI Win:		150	WON-LOST RECORD		WINNING PCT. RANK	LAST 10 GAMES		STRENGTH OF SCHEDULE		OPP. STRENGTH OF SCHEDULE	TEAM RPI	ADJ RPI	CONF. RPI	ADJ CONF. RPI			
Average RPI Loss:		45															
DIV. I ONLY			31-15-0		.67391	51	7-3-0		79	63	48	.56887	50	13	13		
DIV. I NON-CONF.			20-11-0		.64516	75	0-0-0		56	62	50	.57016	51	11	11		
TOTALS		RPI 1-25		RPI 26-50		W-L RECORDS		RPI 51-100		RPI 101-150		RPI 150+					
31-15-0		0-6-0		4-3-0		OVERALL		5-4-0		5-2-0		17-0-0					
8-2-0		0-0-0		0-0-0		HOME		0-0-0		2-2-0		6-0-0					
4-5-0		0-1-0		4-2-0		AWAY		0-2-0		0-0-0		0-0-0					
19-8-0		0-5-0		0-1-0		NEUTRAL		5-2-0		3-0-0		11-0-0					
20-11-0		0-6-0		0-1-0		NON-CONFERENCE		5-4-0		4-0-0		11-0-0					
1-0-0		0-0-0		0-0-0		HOME		0-0-0		1-0-0		0-0-0					
0-3-0		0-1-0		0-0-		AWAY		0-2-0		0-0-0		0-0-0					
19-8-0		0-5-0		0-1-0		NEUTRAL		5-2-0		3-0-0		11-0-0					
11-4-0		0-0-0		4-2-0		CONFERENCE		0-0-0		1-2-0		6-0-0					
7-2-0		0-0-0		0-0-0		HOME		0-0-0		1-2-0		6-0-0					
4-2-0		0-0-0		4-2-0		AWAY		0-0-0		0-0-0		0-0-0					
0-0-0		0-0-0		0-0-0		NEUTRAL		0-0-0		0-0-0		0-0-0					
RPI	S	Opponent		Score		RPI	S	Opponent		Score		RPI	S	Opponent		Score	
1	N	Florida		1	9	39	A	San Diego St.		10	9	53	N	Ole Miss		5	6
4	N	Michigan		1	9	39	A	San Diego St.		2	3	57	N	BYU		9	8
12	A	Arizona		1	9	39	A	San Diego St.		10	1	60	A	Hawaii		3	6
16	N	Arizona St.		4	6	44	A	Fresno St.		2	3	60	A	Hawaii		1	14
19	N	California		2	3	44	A	Fresno St.		1	0	62	N	Long Beach St.		4	3
22	N	Baylor		1	3	44	A	Fresno St.		9	7	64	N	UC Riverside		1	6
						49	N	New Mexico St.		0	14	70	N	Idaho St.		8	1
												93	N	Drake		12	4
												99	N	Iowa		11	2
															</		

Non-Div. I Games:

San Jose St.



[illegible]

**Non-Div. I Games:**

North Dakota St.



RPI	S	Opponent	Score	
241	N	Montana	8	6
260	A	IPFW	10	0
260	A	IPFW	13	0
260	A	IPFW	18	0

North Dakota St.

N  
o  
r  
t  
h  
D  
a  
k  
o  
t  
a  
S  
t  
.

N  
o  
r  
t  
h  
D  
a  
k  
o  
t  
a  
S  
t  
.



Average RPI Win:		128	WON-LOST RECORD		WINNING PCT. RANK		LAST 10 GAMES		STRENGTH OF SCHEDULE		OPP. STRENGTH OF SCHEDULE		TEAM RPI		ADJ RPI		CONF. RPI		ADJ CONF. RPI				
DIV. I ONLY			27-18-0		.6 83		5-5-0		68		38		58		.56741 52		8		7				
DIV. I NON-CONF.			22-13-0		.62857 81		0-1-0		71		23		53		.57598 47		7		7				
TOTALS		RPI 1-25		RPI 26-50		W-L RECORDS		RPI 51-100		RPI 101-150		RPI 150+											
27-18-0		2-6-0		2-3-0		OVERALL		8-5-0		5-2-0		10-2-0											
16-8-0		2-3-0		1-2-0		HOME		4-3-0		2-0-0		7-0-0											
4-5-0		0-1-0		0-0-0		AWAY		2-2-0		2-2-0		0-0-0											
7-5-0		0-2-0		1-1-0		NEUTRAL		2-0-0		1-0-0		3-2-0											
22-13-0		2-6-0		2-3-0		NON-CONFERENCE		5-1-0		3-1-0		10-2-0											
15-6-0		2-3-0		1-2-0		HOME		3-1-0		2-0-0		7-0-0											
0-2-0		0-1-0		0-0-		AWAY		0-0-0		0-1-0		0-0-0											
7-5-0		0-2-0		1-1-0		NEUTRAL		2-0-0		1-0-0		3-2-0											
5-5-0		0-0-0		0-0-0		CONFERENCE		3-4-0		2-1-0		0-0-0											
1-2-0		0-0-0		0-0-0		HOME		1-2-0		0-0-0		0-0-0											
4-3-0		0-0-0		0-0-0		AWAY		2-2-0		2-1-0		0-0-0											
0-0-0		0-0-0		0-0-0		NEUTRAL		0-0-0		0-0-0		0-0-0											
RPI	S	Opponent		Score		RPI	S	Opponent		Score		RPI	S	Opponent		Score							
2	N	LSU		0	8	26	N	Texas A&M		1	2	57	N	BYU		11	0	133	A	San Diego		2	3
3	H	Auburn		3	2	29	N	Utah		4	3	60	H	Hawaii		1	5	139	N	Oklahoma St.		6	5
4	H	Michigan		0	9	34	H	Northwestern		4	5	60	H	Hawaii		7	2	140	H	Bakersfield		4	3
7	A	UCLA		1	9	39	H	San Diego St.		3	9	60	H	Hawaii		6	8	140	H	Bakersfield		3	1
11	N	Missouri		2	10	47	H	Nebraska		3	0	62	A	Long Beach St.		1	6	145	A	UC Santa Barbara		6	8
15	H	Notre Dame		8	7							63	H	Northwestern St.		6	4	145	A	UC Santa Barbara		8	4
15	H	Notre Dame		2	7							64	A	UC Riverside		1	8	145	A	UC Santa Barbara		15	5
16	H	Arizona St.		3	10							64	A	UC Riverside		3	2	153	H	DePaul		5	0
												64	A	UC Riverside		12	0	161	H	Charleston So.		5	1
												70	H	Idaho St.		3	1	181	N	Utah Valley		0	9
												73	H	Purdue		5	3	185	H	Southern Utah		9	1
												91	N	Wichita St.		10	0	217	N	Nevada		5	6
												99	H	Iowa		11	12	217	N	Nevada		9	1
																		226	H	Boise St.		3	0
																		226	H	Boise St.		2	0
																		226	N	Boise St.		15	4
																		243	H	Buffalo		8	4
																		243	H	Buffalo		8	0
																		244	N	Portland St.		6	3
LAST 10 GAMES																							
						62	A	Long Beach St.		1	6	60	H	Hawaii		6	8						
						64	A	UC Riverside		1	8	60	H	Hawaii		7	2						
						64	A	UC Riverside		3	2	60	H	Hawaii		1	5						
						64	A	UC Riverside		12	0	145	A	UC Santa Barbara		15	5						
						7	A	UCLA		1	9	145	A	UC Santa Barbara		8	4						

Non-Div. I Games:

Cal St. Fullerton



Average RPI Win: 149		WON-LOST	WINNING	LAST 10	STRENGTH OF		OPP. STRENGTH	TEAM	ADJ		CONF.	ADJ CONF.
Average RPI Loss: 35		RECORD	PCT. RANK	GAMES	SCHEDULE		OF SCHEDULE	RPI	RPI		RPI	RPI
DIV. I ONLY		26-19-0	.57778	95	4-6-0		50	26	52		.56605	53
DIV. I NON-CONF.		21-6-0	.77778	32	4-0-0		225	159	63		.55337	63
TOTALS		RPI 1-25	RPI 26-50		W-L RECORDS		RPI 51-100		RPI 101-150		RPI 150+	
26-19-0		0-13-0	4-2-0		OVERALL		5-1-0		5-3-0		12-0-0	
10-8-0		0-6-0	2-1-0		HOME		1-1-0		0-0-0		7-0-0	
6-7-0		0-7-0	0-0-0		AWAY		4-0-0		2-0-0		0-0-0	
10-4-0		0-0-0	2-1-0		NEUTRAL		0-0-0		3-3-0		5-0-0	
21-6-0		0-1-0	2-1-0		NON-CONFERENCE		2-1-0		5-3-0		12-0-0	
8-1-0		0-0-0	0-0-0		HOME		1-1-0		0-0-0		7-0-0	
3-1-0		0-1-0	0-0-		AWAY		1-0-0		2-0-0		0-0-0	
10-4-0		0-0-0	2-1-0		NEUTRAL		0-0-0		3-3-0		5-0-0	
5-13-0		0-12-0	2-1-0		CONFERENCE		3-0-0		0-0-0		0-0-0	
2-7-0		0-6-0	2-1-0		HOME		0-0-0		0-0-0		0-0-0	
3-6-0		0-6-0	0-0-0		AWAY		3-0-0		0-0-0		0-0-0	
0-0-0		0-0-0	0-0-0		NEUTRAL		0-0-0		0-0-0		0-0-0	
RPI S	Opponent	Score	RPI S	Opponent	Score	RPI S	Opponent	Score	RPI S	Opponent	Score	
2 A	LSU	0 8	30 H	Mississippi St.	14 8	56 H	Louisville	5 2	108 A	Samford	13 8	
2 A	LSU	2 8	30 H	Mississippi St.	6 8	77 H	La.-Monroe	1 9	113 N	Iowa St.	13 5	
2 A	LSU	2 5	30 H	Mississippi St.	8 7	82 A	Arkansas	7 3	113 N	Iowa St.	2 4	
3 H	Auburn	2 10	44 N	Fresno St.	4 0	82 A	Arkansas	6 4	123 A	Coastal Caro.	2 1	
3 H	Auburn	3 7	45 N	Oregon St.	1 2	82 A	Arkansas	4 2	137 N	Delaware	12 4	
3 H	Auburn	3 14	50 N	San Jose St.	6 5	100 A	FIU	5 0	145 N	UC Santa Barbara	2 3	
5 A	Alabama	0 7							146 N	Michigan St.	4 3	
5 A	Alabama	0 6							146 N	Michigan St.	3 9	
5 A	Alabama	0 10							165 N	Western Mich.	4 3	
16 A	Arizona St.	3 6							180 N	St. Bonaventure	9 2	
20 H	Georgia	0 4							190 H	UT Martin	6 4	
20 H	Georgia	7 9							212 N	Bethune-Cookman	6 5	
20 H	Georgia	0 8							212 N	Bethune-Cookman	5 1	
									218 H	Memphis	8 0	
									218 N	Memphis	8 2	
									221 H	Southern Miss.	7 0	
									221 H	Southern Miss.	3 1	
									264 H	Mississippi Val.	7 2	
									290 H	Ark.-Pine Bluff	22 3	
									290 H	Ark.-Pine Bluff	8 0	
LAST 10 GAMES												
			56 H	Louisville	5 2	20 H	Georgia	0 8				
			221 H	Southern Miss.	7 0	108 A	Samford	13 8				
			221 H	Southern Miss.	3 1	2 A	LSU	0 8				
			20 H	Georgia	0 4	2 A	LSU	2 8				
			20 H	Georgia	7 9	2 A	LSU	2 5				

Non-Div. I Games:

Ole Miss



Average RPI Win: 140		WON-LOST RECORD		WINNING PCT. RANK		LAST 10 GAMES		STRENGTH OF SCHEDULE		OPP. STRENGTH OF SCHEDULE		TEAM RPI		ADJ RPI		CONF. RPI		ADJ CONF. RPI					
DIV. I ONLY		24-19-0		.55814 105		6-4-0		33		69		53		.56552 54		6		6					
DIV. I NON-CONF.		16-10-0		.61538 84		0-0-0		31		109		49		.57143 49		6		6					
TOTALS		RPI 1-25		RPI 26-50		W-L RECORDS		RPI 51-100		RPI 101-150		RPI 150+											
24-19-0		0-7-0		3-4-0		OVERALL		6-5-0		5-3-0		10-0-0											
6-9-0		0-3-0		1-2-0		HOME		3-4-0		0-0-0		2-0-0											
6-7-0		0-3-0		0-0-0		AWAY		2-1-0		3-3-0		1-0-0											
12-3-0		0-1-0		2-2-0		NEUTRAL		1-0-0		2-0-0		7-0-0											
16-10-0		0-4-0		2-2-0		NON-CONFERENCE		2-3-0		2-1-0		10-0-0											
3-3-0		0-0-0		0-0-0		HOME		1-3-0		0-0-0		2-0-0											
1-4-0		0-3-0		0-0-		AWAY		0-0-0		0-1-0		1-0-0											
12-3-0		0-1-0		2-2-0		NEUTRAL		1-0-0		2-0-0		7-0-0											
8-9-0		0-3-0		1-2-0		CONFERENCE		4-2-0		3-2-0		0-0-0											
3-6-0		0-3-0		1-2-0		HOME		2-1-0		0-0-0		0-0-0											
5-3-0		0-0-0		0-0-0		AWAY		2-1-0		3-2-0		0-0-0											
0-0-0		0-0-0		0-0-0		NEUTRAL		0-0-0		0-0-0		0-0-0											
RPI	S	Opponent		Score		RPI	S	Opponent		Score		RPI	S	Opponent		Score							
3	A	Auburn		2	14	29	N	Utah		7	10	56	H	Louisville		7	9						
4	H	Michigan		1	13	42	N	CSUN		5	3	56	H	Louisville		4	14						
4	H	Michigan		0	20	44	N	Fresno St.		3	2	59	H	Pittsburgh		15	17						
4	H	Michigan		1	13	47	H	Nebraska		5	4	59	H	Pittsburgh		7	3						
7	N	UCLA		0	8	47	H	Nebraska		7	11	75	H	Rutgers		4	3						
23	A	Washington		0	6	47	H	Nebraska		5	7	75	H	Rutgers		2	3						
23	A	Washington		4	5	48	N	SIUE		0	6	75	H	Rutgers		8	4						
												84	A	Maryland		18	6						
																		84	A	Maryland		10	11
																		84	A	Maryland		9	5
																		94	N	UNLV		10	8



Average RPI Win:		157	WON-LOST RECORD		WINNING PCT. RANK		LAST 10 GAMES		STRENGTH OF SCHEDULE		OPP. STRENGTH OF SCHEDULE		TEAM RPI		ADJ RPI		CONF. RPI		ADJ CONF. RPI					
DIV. I ONLY			33-15-0		.6875		45		5-5-0		95		78		50		.56505		55		10		10	
DIV. I NON-CONF.			29-9-0		.76316		35		1-1-0		69		88		35		.5934		37		10		9	
TOTALS		RPI 1-25		RPI 26-50		W-L RECORDS		RPI 51-100		RPI 101-150		RPI 150+												
33-15-0		0-6-0		1-1-0		OVERALL		6-3-0		13-5-0		13-0-0												
29-10-0		0-4-0		0-1-0		HOME		6-3-0		11-2-0		12-0-0												
2-4-0		0-1-0		0-0-0		AWAY		0-0-0		2-3-0		0-0-0												
2-1-0		0-1-0		1-0-0		NEUTRAL		0-0-0		0-0-0		1-0-0												
29-9-0		0-6-0		1-1-0		NON-CONFERENCE		4-2-0		11-0-0		13-0-0												
26-7-0		0-4-0		0-1-0		HOME		4-2-0		10-0-0		12-0-0												
1-1-0		0-1-0		0-0-		AWAY		0-0-0		1-0-0		0-0-0												
2-1-0		0-1-0		1-0-0		NEUTRAL		0-0-0		0-0-0		1-0-0												
4-6-0		0-0-0		0-0-0		CONFERENCE		2-1-0		2-5-0		0-0-0												
3-3-0		0-0-0		0-0-0		HOME		2-1-0		1-2-0		0-0-0												
1-3-0		0-0-0		0-0-0		AWAY		0-0-0		1-3-0		0-0-0												
0-0-0		0-0-0		0-0-0		NEUTRAL		0-0-0		0-0-0		0-0-0												
RPI	S	Opponent		Score		RPI	S	Opponent		Score		RPI	S	Opponent		Score		RPI	S	Opponent		Score		
1	A	Florida		0	7	41	H	Marshall		4	6	67	H	Towson		0	3	104	H	Illinois		5	2	
1	H	Florida		5	10	41	N	Marshall		18	5	68	H	Lehigh		4	2	105	H	Boston College		3	1	
3	H	Auburn		2	6							71	H	Fordham		6	14	107	H	Illinois St.		7	0	
3	N	Auburn		0	8							74	H	Tulsa		0	1	112	A	Houston		1	2	
4	H	Michigan		3	4							74	H	Tulsa		7	6	112	A	Houston		2	4	
10	H	Tennessee		1	9							74	H	Tulsa		8	7	113	H	Iowa St.		2	0	
												81	H	Mercer		5	3	121	H	Jacksonville		9	1	
												87	H	St. John's (NY)		4	2	122	A	FGCU		6	0	
												95	H	Dartmouth		5	0	122	H	FGCU		11	0	
																		125	H	Central Conn. St.		3	2	
																		126	H	Maine		7	0	
																		126	H	Maine		8	2	
																		136	H	Ga. Southern		3	2	
																		138	H	East Carolina		3	2	
																		138	H	East Carolina		3	7	
																		138	H	East Carolina		1	10	
																		143	A	UConn		3	2	
																		143	A	UConn		7	8	
																		156	H	Wisconsin		3	1	
																		204	H	Toledo		5	0	
																		209	H	Georgetown		10	2	
																		215	H	Boston U.		8	0	
																		223	H	Canisius		7	0	
																		230	H	Army West Point		5	1	
																		232	N	Green Bay		11	0	
																		244	H	Portland St.		7	1	
																		252	H	Yale		6	1	
				LAST 10 GAMES																				
				138	H	East Carolina		3	7	143	A	UConn		3	2	223	H	Canisius		7	0			
				138	H	East Carolina		3	2	143	A	UConn		7	8	230	H	Army West Point		5	1			
				138	H	East Carolina		1	10	74	H	Tulsa		0	1	232	N	Green Bay		11	0			
				1	A	Florida		0	7	74	H	Tulsa		8	7	244	H	Portland St.		7	1			
				122	A	FGCU		6	0	74	H	Tulsa		7	6	252	H	Yale		6	1			

Non-Div. I Games:

South Fla.



RPI	S	Opponent	Score	
254	H	Hampton	7	5
271	H	Wagner	1	0
282	H	Detroit	8	0
287	H	Hartford	9	0

South Fla.

S  
o  
u  
t  
h  
F  
l  
a  
.

S  
o  
u  
t  
h  
F  
l  
a  
.



Average RPI Win: 119		WON-LOST RECORD		WINNING PCT. RANK		LAST 10 GAMES		STRENGTH OF SCHEDULE		OPP. STRENGTH OF SCHEDULE		TEAM RPI		ADJ RPI		CONF. RPI		ADJ CONF. RPI	
DIV. I ONLY		24-14-0		.63158 71		4-6-0		78		22		51		.56413 56		4		4	
DIV. I NON-CONF.		12-9-0		.57143 101		1-2-0		113		14		77		.54107 78		4		4	
TOTALS		RPI 1-25		RPI 26-50		W-L RECORDS		RPI 51-100		RPI 101-150		RPI 150+							
24-14-0		1-5-0		2-5-0		OVERALL		7-2-0		7-1-0		7-1-0							
12-5-0		1-2-0		2-2-0		HOME		1-0-0		5-1-0		3-0-0							
7-5-0		0-0-0		0-3-0		AWAY		5-2-0		0-0-0		2-0-0							
5-4-0		0-3-0		0-0-0		NEUTRAL		1-0-0		2-0-0		2-1-0							
12-9-0		0-4-0		0-1-0		NON-CONFERENCE		4-2-0		4-1-0		4-1-0							
3-3-0		0-1-0		0-1-0		HOME		1-0-0		2-1-0		0-0-0							
4-2-0		0-0-0		0-0-		AWAY		2-2-0		0-0-0		2-0-0							
5-4-0		0-3-0		0-0-0		NEUTRAL		1-0-0		2-0-0		2-1-0							
12-5-0		1-1-0		2-4-0		CONFERENCE		3-0-0		3-0-0		3-0-0							
9-2-0		1-1-0		2-1-0		HOME		0-0-0		3-0-0		3-0-0							
3-3-0		0-0-0		0-3-0		AWAY		3-0-0		0-0-0		0-0-0							
0-0-0		0-0-0		0-0-0		NEUTRAL		0-0-0		0-0-0		0-0-0							
RPI S	Opponent	Score		RPI S	Opponent	Score		RPI S	Opponent	Score		RPI S	Opponent	Score					
8 H	Florida St.	1	0	34 H	Northwestern	0	11	53 A	Ole Miss	2	5	107 H	Illinois St.	10	2				
8 H	Florida St.	1	9	35 H	North Carolina	2	4	54 A	Ohio St.	14	4	107 H	Illinois St.	3	4				
11 N	Missouri	1	5	35 H	North Carolina	9	2	54 A	Ohio St.	9	7	124 N	UC Davis	6	4				
14 H	Kentucky	0	4	35 H	North Carolina	6	4	82 N	Arkansas	11	5	128 H	Syracuse	13	7				
18 N	Minnesota	2	4	37 A	Virginia Tech	2	4	89 A	Georgia Tech	6	1	128 H	Syracuse	5	4				
23 N	Washington	6	11	37 A	Virginia Tech	0	2	89 A	Georgia Tech	5	4	128 H	Syracuse	15	11				
				37 A	Virginia Tech	0	2	89 A	Georgia Tech	15	2	140 N	Bakersfield	10	2				
								92 H	Ball St.	8	0	150 H	Indiana	6	1				
								94 A	UNLV	0	4	153 A	DePaul	5	0				
												167 A	Miami (OH)	8	1				
												170 N	UMKC	3	2				
												179 N	Middle Tenn.	3	5				
												191 H	Virginia	5	0				
												191 H	Virginia	7	5				
												191 H	Virginia	5	4				
												250 N	Florida A&M	16	1				
LAST 10 GAMES																			
53 A	Ole Miss	2	5	37 A	Virginia Tech	0	2												
8 H	Florida St.	1	9	37 A	Virginia Tech	2	4												
8 H	Florida St.	1	0	14 H	Kentucky	0	4												
153 A	DePaul	5	0	128 H	Syracuse	13	7												
37 A	Virginia Tech	0	2	128 H	Syracuse	5	4												

Non-Div. I Games:

Louisville



Average RPI Win: 142		WON-LOST RECORD	WINNING PCT. RANK	LAST 10 GAMES	STRENGTH OF SCHEDULE	OPP. STRENGTH OF SCHEDULE	TEAM RPI	ADJ RPI	CONF. RPI	ADJ CONF. RPI													
Average RPI Loss: 82																							
DIV. I ONLY		30-9-0	.76923	23	9-1-0	211	52	57	.56204	57	15	15											
DIV. I NON-CONF.		24-9-0	.72727	43	3-1-0	188	45	60	.56054	58	16	16											
<hr/>																							
TOTALS		RPI 1-25		RPI 26-50		W-L RECORDS		RPI 51-100		RPI 101-150		RPI 150+											
30-9-0		0-2-0		3-2-0		OVERALL		4-2-0		11-1-0		12-2-0											
7-2-0		0-0-0		0-0-0		HOME		0-0-0		6-0-0		1-2-0											
8-0-0		0-0-0		1-0-0		AWAY		2-0-0		0-0-0		5-0-0											
15-7-0		0-2-0		2-2-0		NEUTRAL		2-2-0		5-1-0		6-0-0											
24-9-0		0-2-0		3-2-0		NON-CONFERENCE		4-2-0		8-1-0		9-2-0											
4-2-0		0-0-0		0-0-0		HOME		0-0-0		3-0-0		1-2-0											
5-0-0		0-0-0		1-0-		AWAY		2-0-0		0-0-0		2-0-0											
15-7-0		0-2-0		2-2-0		NEUTRAL		2-2-0		5-1-0		6-0-0											
6-0-0		0-0-0		0-0-0		CONFERENCE		0-0-0		3-0-0		3-0-0											
3-0-0		0-0-0		0-0-0		HOME		0-0-0		3-0-0		0-0-0											
3-0-0		0-0-0		0-0-0		AWAY		0-0-0		0-0-0		3-0-0											
0-0-0		0-0-0		0-0-0		NEUTRAL		0-0-0		0-0-0		0-0-0											
RPI	S	Opponent		Score		RPI	S	Opponent		Score		RPI	S	Opponent		Score							
19	N	California		4	12	26	N	Texas A&M		5	8	52	N	Cal St. Fullerton		0	11						
22	N	Baylor		1	4	34	N	Northwestern		5	1	60	N	Hawaii		5	4						
						39	A	San Diego St.		3	1	62	N	Long Beach St.		2	1						
						45	N	Oregon St.		14	5	84	N	Maryland		1	2						
						50	N	San Jose St.		8	9	94	A	UNLV		6	5						
												96	A	Weber St.		8	0						
														115		N	Cal Poly	1	3				
														130		N	New Mexico	2	0				
														139		H	Oklahoma St.	10	2				
														139		H	Oklahoma St.	10	2				
														139		H	Oklahoma St.	2	1				
														142		H	Pacific	16	9				
														142		H	Pacific	8	0				
														142		H	Pacific	7	0				
														143		N	UConn	4	1				
														144		N	Western Caro.	3	1				
														145		N	UC Santa Barbara	16	4				
														150		N	Indiana	5	3				
														163		N	Southern Ill.	8	1				
														163		N	Southern Ill.	8	0				
														181		A	Utah Valley	9	2				
														181		H	Utah Valley	0	13				
														183		N	UTEP	9	0				
														185		H	Southern Utah	5	1				
														185		H	Southern Utah	8	11				
														186		A	Utah St.	13	2				
														188		A	St. Mary's (CA)	3	2				
														188		A	St. Mary's (CA)	7	3				
														188		A	St. Mary's (CA)	8	5				
														191		N	Virginia	5	4				
														217		N	Nevada	7	5				
														233		N	Northern Colo.	5	4				
<hr/>																							
LAST 10 GAMES																							
						185	H	Southern Utah		5	1	181	A	Utah Valley		9	2	188	A	St. Mary's (CA)		3	2
						185	H	Southern Utah		8	11	188	A	St. Mary's (CA)		8	5	217	N	Nevada		7	5
						142	H	Pacific		8	0	188	A	St. Mary's (CA)		7	3	233	N	Northern Colo.		5	4
						142	H	Pacific		16	9	186	A	Utah St.		13	2						
						142	H	Pacific		7	0												

Non-Div. I Games:

BYU



Average RPI Win:		155	WON-LOST RECORD		WINNING PCT. RANK		LAST 10 GAMES		STRENGTH OF SCHEDULE		OPP. STRENGTH OF SCHEDULE		TEAM RPI		ADJ RPI		CONF. RPI		ADJ CONF. RPI	
DIV. I ONLY			29-19-0		.60417 82		8-2-0		62		57		56		.55893 58		5		5	
DIV. I NON-CONF.			18-12-0		.6 90		3-0-0		81		114		71		.54818 70		5		5	
TOTALS		RPI 1-25		RPI 26-50		W-L RECORDS		RPI 51-100		RPI 101-150		RPI 150+								
29-19-0		2-5-0		1-7-0		OVERALL		6-5-0		6-2-0		14-0-0								
14-5-0		0-1-0		1-2-0		HOME		4-1-0		3-1-0		6-0-0								
11-12-0		2-4-0		0-3-0		AWAY		1-4-0		3-1-0		5-0-0								
4-2-0		0-0-0		0-2-0		NEUTRAL		1-0-0		0-0-0		3-0-0								
18-12-0		1-3-0		1-4-0		NON-CONFERENCE		2-3-0		3-2-0		11-0-0								
8-5-0		0-1-0		1-2-0		HOME		1-1-0		3-1-0		3-0-0								
6-5-0		1-2-0		0-0-		AWAY		0-2-0		0-1-0		5-0-0								
4-2-0		0-0-0		0-2-0		NEUTRAL		1-0-0		0-0-0		3-0-0								
11-7-0		1-2-0		0-3-0		CONFERENCE		4-2-0		3-0-0		3-0-0								
6-0-0		0-0-0		0-0-0		HOME		3-0-0		0-0-0		3-0-0								
5-7-0		1-2-0		0-3-0		AWAY		1-2-0		3-0-0		0-0-0								
0-0-0		0-0-0		0-0-0		NEUTRAL		0-0-0		0-0-0		0-0-0								
RPI S	Opponent		Score		RPI S	Opponent		Score		RPI S	Opponent		Score		RPI S	Opponent		Score		
3 A	Auburn		5	15	31 H	Western Ky.		0	4	61 A	Texas St.		3 1	110 A	Stetson		3	9		
3 H	Auburn		0	2	40 A	Georgia St.		0	4	61 A	Texas St.		3 11	134 H	Northern Ill.		5	4		
8 A	Florida St.		6	4	40 A	Georgia St.		3	4	61 A	Texas St.		3 4	134 H	Northern Ill.		5	6		
9 A	La.-Lafayette		2	12	40 A	Georgia St.		3	15	65 A	Kennesaw St.		1 3	136 A	Ga. Southern		7	3		
9 A	La.-Lafayette		3	6	46 H	UAB		1	5	65 A	Kennesaw St.		0 4	136 A	Ga. Southern		13	1		
9 A	La.-Lafayette		9	5	46 H	UAB		6	1	76 N	Elon		6 2	136 A	Ga. Southern		7	1		
20 A	Georgia		6	12	48 N	SIUE		2	5	77 H	La.-Monroe		10 8	143 H	UConn		6	5		
					48 N	SIUE		0	10	77 H	La.-Monroe		2 1	143 H	UConn		10	0		
										77 H	La.-Monroe		9 3	162 H	Appalachian St.		9	3		
										85 H	North Florida		0 3	162 H	Appalachian St.		9	1		
										89 H	Georgia Tech		4 3	162 H	Appalachian St.		11	2		
														197 N	Colgate		4	3		
														197 N	Colgate		9	1		
														221 A	Southern Miss.		4	2		
														221 A	Southern Miss.		3	1		
														243 H	Buffalo		11	0		
														246 H	Evansville		3	1		
														250 A	Florida A&M		2	0		
														250 H	Florida A&M		16	4		
														274 A	Alabama St.		14	2		
														274 A	Alabama St.		10	2		
														274 N	Alabama St.		11	3		
				LAST 10 GAMES																
				136 A	Ga. Southern		13	1	61 A	Texas St.		3 11								
				136 A	Ga. Southern		7	3	61 A	Texas St.		3 1								
				136 A	Ga. Southern		7	1	221 A	Southern Miss.		3 1								
				250 A	Florida A&M		2	0	221 A	Southern Miss.		4 2								
				61 A	Texas St.		3	4	77 H	La.-Monroe		10 8								

Non-Div. I Games:

Troy



Average RPI Win: 135		WON-LOST	WINNING	LAST 10	STRENGTH OF		OPP. STRENGTH	TEAM	ADJ		CONF.	ADJ CONF.
Average RPI Loss: 59		RECORD	PCT. RANK	GAMES	SCHEDULE		OF SCHEDULE	RPI	RPI		RPI	RPI
DIV. I ONLY		30-16-0	.65217	59	108		37	59	.55793		59	4
DIV. I NON-CONF.		20-5-0	.8	26	207		112	54	.56703		55	4
TOTALS		RPI 1-25	RPI 26-50		W-L RECORDS		RPI 51-100		RPI 101-150		RPI 150+	
30-16-0		0-6-0	3-4-0		OVERALL		6-2-0		11-2-0		10-2-0	
4-6-0		0-3-0	3-3-0		HOME		1-0-0		0-0-0		0-0-0	
11-7-0		0-3-0	0-0-0		AWAY		4-2-0		7-2-0		0-0-0	
15-3-0		0-0-0	0-1-0		NEUTRAL		1-0-0		4-0-0		10-2-0	
20-5-0		0-0-0	0-1-0		NON-CONFERENCE		4-1-0		8-2-0		8-1-0	
1-0-0		0-0-0	0-0-0		HOME		1-0-0		0-0-0		0-0-0	
6-3-0		0-0-0	0-0-		AWAY		2-1-0		4-2-0		0-0-0	
13-2-0		0-0-0	0-1-0		NEUTRAL		1-0-0		4-0-0		8-1-0	
10-11-0		0-6-0	3-3-0		CONFERENCE		2-1-0		3-0-0		2-1-0	
3-6-0		0-3-0	3-3-0		HOME		0-0-0		0-0-0		0-0-0	
5-4-0		0-3-0	0-0-0		AWAY		2-1-0		3-0-0		0-0-0	
2-1-0		0-0-0	0-0-0		NEUTRAL		0-0-0		0-0-0		2-1-0	
RPI S	Opponent	Score	RPI S	Opponent	Score	RPI S	Opponent	Score	RPI S	Opponent	Score	
8 A	Florida St.	0 7	33 H	North Carolina St.	11 4	54 A	Ohio St.	17 15	103 A	Penn St.	1 3	
8 A	Florida St.	0 8	33 H	North Carolina St.	0 4	54 A	Ohio St.	3 7	117 N	Col. of Charleston	9 3	
8 A	Florida St.	0 3	33 H	North Carolina St.	9 8	61 A	Texas St.	11 6	122 A	FGCU	2 4	
15 H	Notre Dame	0 14	37 H	Virginia Tech	6 5	66 H	Kent St.	1 0	122 A	FGCU	7 3	
15 H	Notre Dame	5 13	37 H	Virginia Tech	3 6	75 N	Rutgers	8 2	122 A	FGCU	7 1	
15 H	Notre Dame	2 3	37 H	Virginia Tech	2 5	89 A	Georgia Tech	7 4	128 A	Syracuse	22 7	
			48 N	SIUE	0 1	89 A	Georgia Tech	1 9	128 A	Syracuse	8 6	
						89 A	Georgia Tech	3 2	128 A	Syracuse	10 7	
									134 N	Northern Ill.	4 0	
									134 N	Northern Ill.	3 2	
									145 A	UC Santa Barbara	6 0	
									145 A	UC Santa Barbara	5 4	
									148 N	Winthrop	1 0	
									162 N	Appalachian St.	2 5	
									188 N	St. Mary's (CA)	3 1	
									188 N	St. Mary's (CA)	10 0	
									191 N	Virginia	10 2	
									191 N	Virginia	8 9	
									191 N	Virginia	14 7	
									195 N	LIU Brooklyn	6 1	
									206 N	Sam Houston St.	7 6	
									206 N	Sam Houston St.	13 1	
									210 N	Bowling Green	9 0	
									215 N	Boston U.	1 0	
									276 N	Quinnipiac	8 0	
			LAST 10 GAMES									
			37 H	Virginia Tech	6 5	128 A	Syracuse	22 7				
			37 H	Virginia Tech	3 6	66 H	Kent St.	1 0				
			37 H	Virginia Tech	2 5	15 H	Notre Dame	2 3				
			128 A	Syracuse	10 7	15 H	Notre Dame	5 13				
			128 A	Syracuse	8 6	15 H	Notre Dame	0 14				

Non-Div. I Games:

Pittsburgh



Hawaii



Average RPI Win: 131		WON-LOST	WINNING	LAST 10	STRENGTH OF		OPP. STRENGTH	TEAM	ADJ		CONF.	ADJ CONF.
Average RPI Loss: 72		RECORD	PCT. RANK	GAMES	SCHEDULE		OF SCHEDULE	RPI	RPI		RPI	RPI
DIV. I ONLY		25-19-0	.56818	101	5-5-0		49	67	60		.55409	61
DIV. I NON-CONF.		17-13-0	.56667	104	2-3-0		83	122	85		.53609	83
TOTALS		RPI 1-25	RPI 26-50		W-L RECORDS		RPI 51-100		RPI 101-150		RPI 150+	
25-19-0		1-4-0	2-5-0		OVERALL		8-6-0		6-2-0		8-2-0	
15-12-0		1-3-0	1-3-0		HOME		5-5-0		1-1-0		7-0-0	
4-3-0		0-1-0	0-1-0		AWAY		1-1-0		3-0-0		0-0-0	
6-4-0		0-0-0	1-1-0		NEUTRAL		2-0-0		2-1-0		1-2-0	
17-13-0		0-2-0	1-3-0		NON-CONFERENCE		5-4-0		3-2-0		8-2-0	
11-7-0		0-1-0	0-1-0		HOME		3-4-0		1-1-0		7-0-0	
0-2-0		0-1-0	0-0-		AWAY		0-0-0		0-0-0		0-0-0	
6-4-0		0-0-0	1-1-0		NEUTRAL		2-0-0		2-1-0		1-2-0	
8-6-0		1-2-0	1-2-0		CONFERENCE		3-2-0		3-0-0		0-0-0	
4-5-0		1-2-0	1-2-0		HOME		2-1-0		0-0-0		0-0-0	
4-1-0		0-0-0	0-0-0		AWAY		1-1-0		3-0-0		0-0-0	
0-0-0		0-0-0	0-0-0		NEUTRAL		0-0-0		0-0-0		0-0-0	
RPI S	Opponent	Score	RPI S	Opponent	Score	RPI S	Opponent	Score	RPI S	Opponent	Score	
3 A	Auburn	2 6	28 A	Texas	5 6	58 H	Troy	4 3	108 N	Samford	1 2	
9 H	La.-Lafayette	2 15	28 H	Texas	2 10	58 H	Troy	11 3	134 H	Northern Ill.	14 5	
9 H	La.-Lafayette	14 13	40 H	Georgia St.	4 13	58 H	Troy	1 3	134 H	Northern Ill.	3 8	
9 H	La.-Lafayette	0 4	40 H	Georgia St.	2 5	59 H	Pittsburgh	6 11	136 A	Ga. Southern	5 3	
22 H	Baylor	1 6	40 H	Georgia St.	5 4	77 A	La.-Monroe	4 7	136 A	Ga. Southern	4 1	
			46 N	UAB	7 1	77 A	La.-Monroe	9 0	136 A	Ga. Southern	10 2	
			48 N	SIUE	2 10	78 H	McNeese St.	4 3	143 N	UConn	7 1	
						80 H	UTSA	3 6	143 N	UConn	9 0	
						88 H	Texas Tech	2 0	175 H	Lamar	8 0	
						88 H	Texas Tech	3 0	193 H	Stephen F. Austin	1 0	
						88 H	Texas Tech	2 5	193 H	Stephen F. Austin	9 0	
						91 N	Wichita St.	4 3	199 N	Robert Morris	5 7	
						97 H	Grand Canyon	3 4	202 N	Harvard	9 2	
						100 N	FIU	8 0	206 H	Sam Houston St.	15 6	
									206 H	Sam Houston St.	6 1	
									240 N	UMass Lowell	7 9	
									262 H	Houston Baptist	12 0	
									277 H	Incarnate Word	1 0	
LAST 10 GAMES												
262 H	Houston Baptist	12 0	28 A	Texas	5 6							
58 H	Troy	4 3	28 H	Texas	2 10							
58 H	Troy	1 3	277 H	Incarnate Word	1 0							
58 H	Troy	11 3	9 H	La.-Lafayette	0 4							
22 H	Baylor	1 6	9 H	La.-Lafayette	14 13							

Non-Div. I Games:

Texas St.



Average RPI Win: 119		WON-LOST	WINNING	LAST 10	STRENGTH OF		OPP. STRENGTH	TEAM	ADJ	CONF.	ADJ CONF.
Average RPI Loss: 50		RECORD	PCT. RANK	GAMES	SCHEDULE		OF SCHEDULE	RPI	RPI	RPI	RPI
DIV. I ONLY		19-22-0	.46341	163	6-4-0		30	35	65	.55324	62
DIV. I NON-CONF.		13-18-0	.41935	170	0-0-0		18	10	76	.54545	73
TOTALS		RPI 1-25	RPI 26-50		W-L RECORDS		RPI 51-100		RPI 101-150		RPI 150+
19-22-0		1-6-0	2-6-0		OVERALL		6-8-0		3-2-0		7-0-0
9-6-0		1-1-0	1-1-0		HOME		2-3-0		2-1-0		3-0-0
3-4-0		0-0-0	0-1-0		AWAY		3-3-0		0-0-0		0-0-0
7-12-0		0-5-0	1-4-0		NEUTRAL		1-2-0		1-1-0		4-0-0
13-18-0		1-6-0	2-6-0		NON-CONFERENCE		2-5-0		1-1-0		7-0-0
6-5-0		1-1-0	1-1-0		HOME		1-3-0		0-0-0		3-0-0
0-1-0		0-0-0	0-0-		AWAY		0-0-0		0-0-0		0-0-0
7-12-0		0-5-0	1-4-0		NEUTRAL		1-2-0		1-1-0		4-0-0
6-4-0		0-0-0	0-0-0		CONFERENCE		4-3-0		2-1-0		0-0-0
3-1-0		0-0-0	0-0-0		HOME		1-0-0		2-1-0		0-0-0
3-3-0		0-0-0	0-0-0		AWAY		3-3-0		0-0-0		0-0-0
0-0-0		0-0-0	0-0-0		NEUTRAL		0-0-0		0-0-0		0-0-0
RPI S	Opponent	Score	RPI S	Opponent	Score	RPI S	Opponent	Score	RPI S	Opponent	Score
1 H	Florida	1 10	29 H	Utah	4 1	52 H	Cal St. Fullerton	6 1	124 H	UC Davis	1 0
3 N	Auburn	7 8	29 H	Utah	3 5	57 N	BYU	1 2	124 H	UC Davis	3 8
6 N	Oregon	3 12	29 N	Utah	5 7	60 A	Hawaii	0 3	124 H	UC Davis	8 0
7 H	UCLA	5 4	34 N	Northwestern	2 5	60 A	Hawaii	8 5	128 N	Syracuse	4 2
11 N	Missouri	2 6	39 A	San Diego St.	3 9	60 A	Hawaii	4 2	139 N	Oklahoma St.	0 2
12 N	Arizona	1 2	39 N	San Diego St.	2 6	63 H	Northwestern St.	4 0	173 H	Sacramento St.	8 0
14 N	Kentucky	1 13	49 N	New Mexico St.	9 0	64 A	UC Riverside	2 3	185 H	Southern Utah	3 1
			50 N	San Jose St.	3 4	64 A	UC Riverside	2 3	186 N	Utah St.	16 3
						64 A	UC Riverside	4 1	186 N	Utah St.	11 3
						70 H	Idaho St.	7 8	217 N	Nevada	10 2
						79 H	Stanford	5 11	226 N	Boise St.	3 2
						84 N	Maryland	7 10	229 H	Seattle	11 7
						96 H	Weber St.	8 9			
						96 N	Weber St.	5 3			
LAST 10 GAMES											
			52 H	Cal St. Fullerton	6 1	64 A	UC Riverside	2 3			
			60 A	Hawaii	0 3	64 A	UC Riverside	2 3			
			60 A	Hawaii	8 5	124 H	UC Davis	8 0			
			60 A	Hawaii	4 2	124 H	UC Davis	1 0			
			64 A	UC Riverside	4 1	124 H	UC Davis	3 8			

Non-Div. I Games:

Long Beach St.



Average RPI Win:	184	WON-LOST RECORD	WINNING PCT. RANK	LAST 10 GAMES	STRENGTH OF SCHEDULE	OPP. STRENGTH OF SCHEDULE	TEAM RPI	ADJ RPI	CONF. RPI	ADJ CONF. RPI		
DIV. I ONLY		28-14-0	.66667	53	8-2-0	81	180	61	.55217	63	24	23
DIV. I NON-CONF.		11-12-0	.47826	141	1-0-0	27	107	82	.53594	84	22	22
<hr/>												
TOTALS	RPI 1-25	RPI 26-50		W-L RECORDS		RPI 51-100		RPI 101-150		RPI 150+		
28-14-0	0-5-0	0-1-0		OVERALL		6-3-0		3-1-0		19-4-0		
14-3-0	0-2-0	0-0-0		HOME		2-0-0		2-1-0		10-0-0		
8-7-0	0-2-0	0-0-0		AWAY		3-2-0		0-0-0		5-3-0		
6-4-0	0-1-0	0-1-0		NEUTRAL		1-1-0		1-0-0		4-1-0		
11-12-0	0-5-0	0-1-0		NON-CONFERENCE		4-3-0		1-0-0		6-3-0		
4-2-0	0-2-0	0-0-0		HOME		2-0-0		0-0-0		2-0-0		
1-6-0	0-2-0	0-0-		AWAY		1-2-0		0-0-0		0-2-0		
6-4-0	0-1-0	0-1-0		NEUTRAL		1-1-0		1-0-0		4-1-0		
17-2-0	0-0-0	0-0-0		CONFERENCE		2-0-0		2-1-0		13-1-0		
10-1-0	0-0-0	0-0-0		HOME		0-0-0		2-1-0		8-0-0		
7-1-0	0-0-0	0-0-0		AWAY		2-0-0		0-0-0		5-1-0		
0-0-0	0-0-0	0-0-0		NEUTRAL		0-0-0		0-0-0		0-0-0		
RPI S	Opponent	Score	RPI S	Opponent	Score	RPI S	Opponent	Score	RPI S	Opponent	Score	
2 A	LSU	1 15	36 N	Fla. Atlantic	2 3	52 A	Cal St. Fullerton	4 6	111 H	Central Ark.	0 1	
2 A	LSU	0 11				62 A	Long Beach St.	0 4	111 H	Central Ark.	2 0	
15 N	Notre Dame	5 8				77 H	La.-Monroe	4 3	111 H	Central Ark.	9 7	
22 H	Baylor	0 11				78 A	McNeese St.	6 1	116 N	Saint Louis	4 0	
22 H	Baylor	2 9				78 A	McNeese St.	9 5	164 H	Nicholls St.	8 0	
						86 A	Louisiana Tech	4 0	164 H	Nicholls St.	8 0	
						86 H	Louisiana Tech	10 5	164 H	Nicholls St.	7 0	
						92 N	Ball St.	8 9	173 N	Sacramento St.	2 4	
						92 N	Ball St.	11 10	175 A	Lamar	5 0	
									175 A	Lamar	11 5	
									175 A	Lamar	3 4	
									176 A	Loyola Marymount	5 8	
									176 A	Loyola Marymount	1 4	
									206 H	Sam Houston St.	8 0	
									206 H	Sam Houston St.	5 2	
									213 N	Morehead St.	10 5	
									213 N	Morehead St.	6 5	
									248 N	Belmont	10 3	
									248 N	Belmont	9 0	
									262 A	Houston Baptist	15 4	
									262 A	Houston Baptist	6 4	
									262 A	Houston Baptist	14 1	
									267 H	Jackson St.	12 2	
									267 H	Jackson St.	8 0	
									277 H	Incarnate Word	5 3	
									277 H	Incarnate Word	8 0	
									277 H	Incarnate Word	15 0	
LAST 10 GAMES												
						78 A	McNeese St.	6 1				
						111 H	Central Ark.	9 7				
						111 H	Central Ark.	0 1				
						111 H	Central Ark.	2 0				
						175 A	Lamar	3 4				
						164 H	Nicholls St.	8 0				
						164 H	Nicholls St.	7 0				
						164 H	Nicholls St.	8 0				
						86 A	Louisiana Tech	4 0				
						78 A	McNeese St.	9 5				

Non-Div. I Games:

Northwestern St.



Average RPI Win:	154	WON-LOST RECORD	WINNING PCT. RANK	LAST 10 GAMES	STRENGTH OF SCHEDULE	OPP. STRENGTH OF SCHEDULE	TEAM RPI	ADJ RPI	CONF. RPI	ADJ CONF. RPI		
Average RPI Loss:	86											
DIV. I ONLY		32-15-0	.68085	49	3-7-0	109	122	63	.55187	64	8	7
DIV. I NON-CONF.		28-7-0	.8	26	0-0-0	191	168	56	.56212	56	7	7
<hr/>												
TOTALS	RPI 1-25	RPI 26-50		W-L RECORDS		RPI 51-100		RPI 101-150		RPI 150+		
32-15-0	0-2-0	2-3-0		OVERALL		6-6-0		7-1-0		17-3-0		
16-5-0	0-0-0	0-0-0		HOME		5-4-0		5-0-0		6-1-0		
3-6-0	0-1-0	1-3-0		AWAY		1-2-0		0-0-0		1-0-0		
13-4-0	0-1-0	1-0-0		NEUTRAL		0-0-0		2-1-0		10-2-0		
<hr/>												
28-7-0	0-2-0	2-0-0		NON-CONFERENCE		2-1-0		7-1-0		17-3-0		
13-2-0	0-0-0	0-0-0		HOME		2-1-0		5-0-0		6-1-0		
2-1-0	0-1-0	1-0-		AWAY		0-0-0		0-0-0		1-0-0		
13-4-0	0-1-0	1-0-0		NEUTRAL		0-0-0		2-1-0		10-2-0		
<hr/>												
4-8-0	0-0-0	0-3-0		CONFERENCE		4-5-0		0-0-0		0-0-0		
3-3-0	0-0-0	0-0-0		HOME		3-3-0		0-0-0		0-0-0		
1-5-0	0-0-0	0-3-0		AWAY		1-2-0		0-0-0		0-0-0		
0-0-0	0-0-0	0-0-0		NEUTRAL		0-0-0		0-0-0		0-0-0		
<hr/>												
RPI S	Opponent	Score	RPI S	Opponent	Score	RPI S	Opponent	Score	RPI S	Opponent	Score	
12 A	Arizona	2 10	42 A	CSUN	6 10	52 H	Cal St. Fullerton	2 3	118 N	Colorado St.	7 1	
19 N	California	2 10	42 A	CSUN	0 1	52 H	Cal St. Fullerton	0 12	119 N	Texas-Arlington	2 1	
			42 A	CSUN	6 7	52 H	Cal St. Fullerton	8 1	127 H	UNCG	6 2	
			44 A	Fresno St.	4 2	60 A	Hawaii	0 3	127 H	UNCG	8 7	
			50 N	San Jose St.	6 1	60 A	Hawaii	2 1	133 H	San Diego	10 2	
						60 A	Hawaii	0 1	133 H	San Diego	7 6	
						62 H	Long Beach St.	3 2	142 N	Pacific	0 1	
						62 H	Long Beach St.	3 2	146 H	Michigan St.	9 2	
						62 H	Long Beach St.	1 4	159 N	Creighton	2 5	
						87 H	St. John's (NY)	8 0	165 N	Western Mich.	7 1	
						96 H	Weber St.	0 8	173 N	Sacramento St.	0 1	
						96 H	Weber St.	2 0	173 N	Sacramento St.	7 6	
									176 A	Loyola Marymount	10 2	
									176 H	Loyola Marymount	6 0	
									183 N	UTEP	2 1	
									186 H	Utah St.	6 5	
									186 H	Utah St.	5 4	
									205 N	Santa Clara	4 3	
									212 N	Bethune-Cookman	7 0	
									224 H	Bryant	7 3	
									224 H	Bryant	1 0	
									224 N	Bryant	7 2	
									228 N	Fairleigh Dickinson	6 4	
									228 N	Fairleigh Dickinson	3 0	
									229 N	Seattle	5 1	
									229 N	Seattle	3 1	
									273 H	Howard	2 4	
<hr/>												
			LAST 10 GAMES									
			42 A	CSUN	6 7	52 H	Cal St. Fullerton	2 3				
			42 A	CSUN	0 1	62 H	Long Beach St.	1 4				
			42 A	CSUN	6 10	62 H	Long Beach St.	3 2				
			52 H	Cal St. Fullerton	8 1	62 H	Long Beach St.	3 2				
			52 H	Cal St. Fullerton	0 12	60 A	Hawaii	0 1				

Non-Div. I Games:

UC Riverside



RPI	S	Opponent	Score	
273	H	Howard	15	0

UC Riverside

U  
C  
R  
i  
v  
e  
r  
s  
i  
d  
e

U  
C  
R  
i  
v  
e  
r  
s  
i  
d  
e



[illegible]

**Non-Div. I Games:**

Kennesaw St.



RPI	S	Opponent	Score	
268	H	Austin Peay	8	2

Kennesaw St.

K  
e  
n  
n  
e  
s  
a  
w  
S  
t  
.

K  
e  
n  
n  
e  
s  
a  
w  
S  
t  
.



Average RPI Win: 185		WON-LOST	WINNING	LAST 10	STRENGTH OF	OPP. STRENGTH	TEAM	ADJ	CONF.	ADJ CONF.							
Average RPI Loss: 119		RECORD	PCT. RANK	GAMES	SCHEDULE	OF SCHEDULE	RPI	RPI	RPI	RPI							
DIV. I ONLY		30-11-0	.73171	33	7-3-0	166	184	66	.55013	66	18	18					
DIV. I NON-CONF.		21-7-0	.75	39	2-0-0	127	181	52	.56795	54	18	18					
<hr/>																	
TOTALS		RPI 1-25		RPI 26-50		W-L RECORDS		RPI 51-100		RPI 101-150		RPI 150+					
30-11-0		2-3-0		0-0-0		OVERALL		1-1-0		5-2-0		22-5-0					
7-1-0		0-0-0		0-0-0		HOME		0-0-0		0-0-0		7-1-0					
8-8-0		2-3-0		0-0-0		AWAY		1-1-0		1-2-0		4-2-0					
15-2-0		0-0-0		0-0-0		NEUTRAL		0-0-0		4-0-0		11-2-0					
21-7-0		2-3-0		0-0-0		NON-CONFERENCE		0-1-0		4-1-0		15-2-0					
2-0-0		0-0-0		0-0-0		HOME		0-0-0		0-0-0		2-0-0					
4-5-0		2-3-0		0-0-		AWAY		0-1-0		0-1-0		2-0-0					
15-2-0		0-0-0		0-0-0		NEUTRAL		0-0-0		4-0-0		11-2-0					
9-4-0		0-0-0		0-0-0		CONFERENCE		1-0-0		1-1-0		7-3-0					
5-1-0		0-0-0		0-0-0		HOME		0-0-0		0-0-0		5-1-0					
4-3-0		0-0-0		0-0-0		AWAY		1-0-0		1-1-0		2-2-0					
0-0-0		0-0-0		0-0-0		NEUTRAL		0-0-0		0-0-0		0-0-0					
RPI	S	Opponent		Score		RPI	S	Opponent		Score		RPI	S	Opponent		Score	
4	A	Michigan		1	10							101	N	Charlotte		1	0
4	A	Michigan		3	0							120	N	Saint Francis (PA)		6	1
4	A	Michigan		1	4							133	A	San Diego		2	3
21	A	UCF		1	5							140	N	Bakersfield		1	0
21	A	UCF		1	0							146	N	Michigan St.		9	0
												147	A	Central Mich.		7	0
												147	A	Central Mich.		0	4
												167	A	Miami (OH)		9	1
												167	A	Miami (OH)		3	4
												168	H	Akron		1	2
												168	H	Akron		12	2
												180	N	St. Bonaventure		18	4
												180	N	St. Bonaventure		1	0
												185	N	Southern Utah		5	3
												185	N	Southern Utah		3	4
												192	N	Bradley		8	1
												192	N	Bradley		3	4
												199	N	Robert Morris		5	1
												200	H	Cleveland St.		10	5
												200	H	Cleveland St.		3	1
												201	H	Ohio		9	6
												201	H	Ohio		9	1
												211	N	Princeton		1	0
												225	A	Youngstown St.		5	1
												225	A	Youngstown St.		3	1
												231	A	Eastern Mich.		2	1
												231	A	Eastern Mich.		0	2
<hr/>																	
LAST 10 GAMES																	
231	A	Eastern Mich.		0	2	200	H	Cleveland St.		10	5	201	H	Ohio		9	6
231	A	Eastern Mich.		2	1	201	H	Ohio		9	1	225	A	Youngstown St.		3	1
147	A	Central Mich.		0	4	168	H	Akron		12	2	231	A	Eastern Mich.		2	1
147	A	Central Mich.		7	0	168	H	Akron		1	2	231	A	Eastern Mich.		0	2
200	H	Cleveland St.		3	1												

Non-Div. I Games:

Kent St.



RPI	S	Opponent	Score	
241	N	Montana	6	1
241	N	Montana	8	2
243	H	Buffalo	7	3
243	H	Buffalo	6	4
276	N	Quinnipiac	12	3
279	N	N.C. Central	5	1
281	N	Rider	13	0

Kent St.

K  
e  
n  
t  
S  
t  
.

K  
e  
n  
t  
S  
t  
.



Average RPI Win: 159		WON-LOST	WINNING	LAST 10	STRENGTH OF		OPP. STRENGTH	TEAM	ADJ		CONF.	ADJ CONF.	
Average RPI Loss: 97		RECORD	PCT. RANK	GAMES	SCHEDULE		OF SCHEDULE	RPI	RPI		RPI	RPI	
DIV. I ONLY		25-18-0	.5814	94	8-2-0		59	150	69	.54775	67	7	8
DIV. I NON-CONF.		19-9-0	.67857	60	4-0-0		117	253	73	.54664	72	9	10
TOTALS		RPI 1-25	RPI 26-50		W-L RECORDS		RPI 51-100		RPI 101-150		RPI 150+		
25-18-0		0-7-0	1-1-0		OVERALL		4-1-0		7-3-0		13-6-0		
12-2-0		0-2-0	0-0-0		HOME		0-0-0		5-0-0		7-0-0		
7-11-0		0-4-0	0-0-0		AWAY		3-1-0		0-2-0		4-4-0		
6-5-0		0-1-0	1-1-0		NEUTRAL		1-0-0		2-1-0		2-2-0		
19-9-0		0-1-0	1-1-0		NON-CONFERENCE		2-0-0		4-3-0		12-4-0		
9-0-0		0-0-0	0-0-0		HOME		0-0-0		2-0-0		7-0-0		
4-4-0		0-0-0	0-0-		AWAY		1-0-0		0-2-0		3-2-0		
6-5-0		0-1-0	1-1-0		NEUTRAL		1-0-0		2-1-0		2-2-0		
6-9-0		0-6-0	0-0-0		CONFERENCE		2-1-0		3-0-0		1-2-0		
3-2-0		0-2-0	0-0-0		HOME		0-0-0		3-0-0		0-0-0		
3-7-0		0-4-0	0-0-0		AWAY		2-1-0		0-0-0		1-2-0		
0-0-0		0-0-0	0-0-0		NEUTRAL		0-0-0		0-0-0		0-0-0		
RPI S	Opponent	Score	RPI S	Opponent	Score	RPI S	Opponent	Score	RPI S	Opponent	Score		
17 A	James Madison	3 4	41 N	Marshall	3 1	55 A	South Fla.	3 0	117 H	Col. of Charleston	14 5		
17 H	James Madison	1 5	46 N	UAB	0 9	76 A	Elon	3 5	117 H	Col. of Charleston	8 0		
17 H	James Madison	2 6				76 A	Elon	7 1	117 H	Col. of Charleston	5 0		
20 N	Georgia	0 16				76 A	Elon	6 1	120 H	Saint Francis (PA)	4 1		
25 A	Hofstra	6 14				87 N	St. John's (NY)	7 4	120 H	Saint Francis (PA)	3 0		
25 A	Hofstra	3 7							122 A	FGCU	4 5		
25 A	Hofstra	4 6							122 A	FGCU	2 4		
									125 N	Central Conn. St.	4 1		
									128 N	Syracuse	0 3		
									131 N	Bucknell	7 2		
									155 A	UNCW	3 4		
									155 A	UNCW	4 0		
									155 A	UNCW	0 3		
									165 N	Western Mich.	7 5		
									167 H	Miami (OH)	8 4		
									169 A	Villanova	0 1		
									169 A	Villanova	4 2		
									198 A	George Mason	0 3		
									198 A	George Mason	1 0		
									203 N	East Tenn. St.	1 9		
									207 A	Campbell	10 9		
			LAST 10 GAMES						209 H	Georgetown	8 0		
			155 A	UNCW	4 0	117 H	Col. of Charleston	8 0	209 H	Georgetown	5 4		
			155 A	UNCW	3 4	117 H	Col. of Charleston	5 0	223 N	Canisius	0 1		
			155 A	UNCW	0 3	117 H	Col. of Charleston	14 5	225 N	Youngstown St.	9 2		
			120 H	Saint Francis (PA)	4 1	209 H	Georgetown	8 0	257 H	Delaware St.	9 1		
			120 H	Saint Francis (PA)	3 0	209 H	Georgetown	5 4	257 H	Delaware St.	10 2		

Non-Div. I Games:

Towson



RPI	S	Opponent	Score	
283	H	Norfolk St.	8	0
283	H	Norfolk St.	6	4

Towson

T  
O  
W  
S  
O  
N

T  
O  
W  
S  
O  
N



# L e h i g h

Lehigh



RPI	S	Opponent	Score	
250	N	Florida A&M	9	1
250	N	Florida A&M	6	2
269	A	Lafayette	2	0
269	A	Lafayette	8	0
269	A	Lafayette	11	0
284	N	Niagara	1	0

Lehigh

L  
e  
h  
i  
g  
h

L  
e  
h  
i  
g  
h







RPI	S	Opponent	Score	
271	N	Wagner	7	0
280	H	Rhode Island	12	1
280	H	Rhode Island	8	0
280	H	Rhode Island	10	0

Dayton

D  
a  
y  
t  
o  
n

D  
a  
y  
t  
o  
n



I  
d  
a  
h  
o  
s  
t

Idaho St.



Average RPI Win:	155	WON-LOST RECORD	WINNING PCT. RANK	LAST 10 GAMES	STRENGTH OF SCHEDULE	OPP. STRENGTH OF SCHEDULE	TEAM RPI	ADJ RPI	CONF. RPI	ADJ CONF. RPI				
DIV. I ONLY		25-17-0	.59524	89	8-2-0	82	106	73	.54274	71	20	21		
DIV. I NON-CONF.		14-12-0	.53846	117	1-0-0	126	40	102	.52442	100	21	21		
<hr/>														
TOTALS	RPI 1-25	RPI 26-50		W-L RECORDS		RPI 51-100		RPI 101-150		RPI 150+				
25-17-0	1-3-0	0-3-0		OVERALL		6-3-0		5-5-0		13-3-0				
9-3-0	0-0-0	0-0-0		HOME		1-2-0		1-1-0		7-0-0				
8-4-0	0-0-0	0-1-0		AWAY		3-0-0		1-2-0		4-1-0				
8-10-0	1-3-0	0-2-0		NEUTRAL		2-1-0		3-2-0		2-2-0				
14-12-0	1-3-0	0-3-0		NON-CONFERENCE		5-1-0		4-3-0		4-2-0				
3-1-0	0-0-0	0-0-0		HOME		0-0-0		1-1-0		2-0-0				
3-1-0	0-0-0	0-0-		AWAY		3-0-0		0-0-0		0-0-0				
8-10-0	1-3-0	0-2-0		NEUTRAL		2-1-0		3-2-0		2-2-0				
11-5-0	0-0-0	0-0-0		CONFERENCE		1-2-0		1-2-0		9-1-0				
6-2-0	0-0-0	0-0-0		HOME		1-2-0		0-0-0		5-0-0				
5-3-0	0-0-0	0-0-0		AWAY		0-0-0		1-2-0		4-1-0				
0-0-0	0-0-0	0-0-0		NEUTRAL		0-0-0		0-0-0		0-0-0				
RPI	S	Opponent	Score		RPI	S	Opponent	Score		RPI	S	Opponent	Score	
10	N	Tennessee	0	5	33	A	North Carolina St.	0	5	55	A	South Fla.	14	6
11	N	Missouri	5	7	34	N	Northwestern	2	7	69	H	Dayton	1	5
18	N	Minnesota	10	5	44	N	Fresno St.	0	8	69	H	Dayton	0	8
19	N	California	0	6						69	H	Dayton	5	1
										72	N	Lipscomb	3	2
										83	A	Furman	8	1
										83	A	Furman	3	2
										84	N	Maryland	3	4
										87	N	St. John's (NY)	3	0



Average RPI Win:		161	WON-LOST RECORD		WINNING PCT. RANK		LAST 10 GAMES		STRENGTH OF SCHEDULE		OPP. STRENGTH OF SCHEDULE		TEAM RPI		ADJ RPI		CONF. RPI		ADJ CONF. RPI				
DIV. I ONLY			23-23-0		.5	132	6-4-0		44		83		76		.54229		72	12		11			
DIV. I NON-CONF.			15-17-0		.46875	146	3-1-0		17		67		70		.54902		69	13		13			
TOTALS		RPI 1-25		RPI 26-50		W-L RECORDS		RPI 51-100		RPI 101-150		RPI 150+											
23-23-0		0-6-0		2-7-0		OVERALL		4-3-0		4-6-0		13-1-0											
14-7-0		0-0-0		1-3-0		HOME		4-2-0		3-2-0		6-0-0											
7-7-0		0-1-0		1-4-0		AWAY		0-0-0		1-2-0		5-0-0											
2-9-0		0-5-0		0-0-0		NEUTRAL		0-1-0		0-2-0		2-1-0											
15-17-0		0-6-0		1-6-0		NON-CONFERENCE		2-2-0		2-2-0		10-1-0											
11-4-0		0-0-0		1-3-0		HOME		2-1-0		2-0-0		6-0-0											
2-4-0		0-1-0		0-0-		AWAY		0-0-0		0-0-0		2-0-0											
2-9-0		0-5-0		0-0-0		NEUTRAL		0-1-0		0-2-0		2-1-0											
8-6-0		0-0-0		1-1-0		CONFERENCE		2-1-0		2-4-0		3-0-0											
3-3-0		0-0-0		0-0-0		HOME		2-1-0		1-2-0		0-0-0											
5-3-0		0-0-0		1-1-0		AWAY		0-0-0		1-2-0		3-0-0											
0-0-0		0-0-0		0-0-0		NEUTRAL		0-0-0		0-0-0		0-0-0											
RPI	S	Opponent		Score		RPI	S	Opponent		Score		RPI	S	Opponent		Score		RPI	S	Opponent		Score	
4	N	Michigan		1	7	27	A	South Ala.		1	4	69	H	Dayton		3	2	110	H	Stetson		3	6
4	N	Michigan		1	13	30	H	Mississippi St.		0	1	69	H	Dayton		3	0	110	H	Stetson		10	3
5	A	Alabama		1	6	31	H	Western Ky.		3	1	71	N	Fordham		2	3	110	H	Stetson		0	4
11	N	Missouri		2	10	31	H	Western Ky.		2	9	85	H	North Florida		6	7	121	A	Jacksonville		4	6
17	N	James Madison		1	11	33	A	North Carolina St.		0	1	85	H	North Florida		2	1	121	A	Jacksonville		2	3
17	N	James Madison		0	3	38	A	USC Upstate		5	10	85	H	North Florida		6	1	121	A	Jacksonville		1	0
						38	A	USC Upstate		9	0	92	H	Ball St.		2	14	129	H	IUPUI		8	0
						43	H	Chattanooga		4	7							139	N	Oklahoma St.		5	9
						46	A	UAB		7	8							141	N	Binghamton		5	7
																		149	H	Tennessee Tech		7	2
																		152	N	Butler		2	1
																		152	N	Butler		6	11
																		160	H	Indiana St.		9	1
																		163	H	Southern Ill.		3	2
																		168	H	Akron		3	2
																		170	H	UMKC		7	1
																		218	H	Memphis		13	1
																		218	H	Memphis		3	2
																		246	N	Evansville		7	2
																		263	A	Tennessee St.		13	1
																		263	A	Tennessee St.		10	1
																		266	A	Northern Ky.		6	0
																		266	A	Northern Ky.		25	7
																		266	A	Northern Ky.		6	0
LAST 10 GAMES																							
						38	A	USC Upstate		9	0	85	H	North Florida		2	1	266	A	Northern Ky.			
						38	A	USC Upstate		5	10	43	H	Chattanooga		4	7	266	A	Northern Ky.			
						149	H	Tennessee Tech		7	2	218	H	Memphis		13	1						
						85	H	North Florida		6	7	218	H	Memphis		3	2						
						85	H	North Florida		6	1	121	A	Jacksonville		2	3						

Non-Div. I Games:

Lipscomb



Average RPI Win:		153	WON-LOST RECORD		WINNING PCT. RANK		LAST 10 GAMES		STRENGTH OF SCHEDULE		OPP. STRENGTH OF SCHEDULE		TEAM RPI		ADJ RPI		CONF. RPI		ADJ CONF. RPI				
DIV. I ONLY			27-18-0		.6 83		3-7-0		96		80		74		.54212 73		6 6						
DIV. I NON-CONF.			21-9-0		.7 52		1-0-0		82		158		51		.56804 53		6 6						
TOTALS		RPI 1-25		RPI 26-50		W-L RECORDS		RPI 51-100		RPI 101-150		RPI 150+											
27-18-0		0-2-0		2-7-0		OVERALL		5-6-0		4-2-0		16-1-0											
8-6-0		0-0-0		1-2-0		HOME		3-4-0		0-0-0		4-0-0											
4-6-0		0-2-0		0-3-0		AWAY		2-1-0		2-0-0		0-0-0											
15-6-0		0-0-0		1-2-0		NEUTRAL		0-1-0		2-2-0		12-1-0											
21-9-0		0-2-0		1-2-0		NON-CONFERENCE		3-2-0		4-2-0		13-1-0											
2-0-0		0-0-0		0-0-0		HOME		1-0-0		0-0-0		1-0-0											
4-3-0		0-2-0		0-0-		AWAY		2-1-0		2-0-0		0-0-0											
15-6-0		0-0-0		1-2-0		NEUTRAL		0-1-0		2-2-0		12-1-0											
6-9-0		0-0-0		1-5-0		CONFERENCE		2-4-0		0-0-0		3-0-0											
6-6-0		0-0-0		1-2-0		HOME		2-4-0		0-0-0		3-0-0											
0-3-0		0-0-0		0-3-0		AWAY		0-0-0		0-0-0		0-0-0											
0-0-0		0-0-0		0-0-0		NEUTRAL		0-0-0		0-0-0		0-0-0											
RPI	S	Opponent		Score		RPI	S	Opponent		Score		RPI	S	Opponent		Score							
7	A	UCLA		3	9	26	N	Texas A&M		1	0	51	N	North Dakota St.		0	3	102	N	Stony Brook		2	3
10	A	Tennessee		0	8	34	A	Northwestern		1	2	52	A	Cal St. Fullerton		3	5	122	A	FGCU		10	2
						34	A	Northwestern		1	5	75	H	Rutgers		11	8	122	A	FGCU		3	1
						34	A	Northwestern		3	4	75	H	Rutgers		1	2	125	N	Central Conn. St.		7	0
						39	N	San Diego St.		0	2	75	H	Rutgers		0	5	125	N	Central Conn. St.		1	2
						39	N	San Diego St.		1	2	92	H	Ball St.		10	9	134	N	Northern Ill.		7	3
						47	H	Nebraska		0	8	99	H	Iowa		4	1	156	H	Wisconsin		6	0
						47	H	Nebraska		0	3	99	H	Iowa		1	5	156	H	Wisconsin		9	0
						47	H	Nebraska		1	0	99	H	Iowa		0	2	156	H	Wisconsin		4	1
												100	A	FIU		8	1	160	N	Indiana St.		8	0
												100	A	FIU		8	0	165	N	Western Mich.		3	1
																		166	N	UNI		3	2
																		166	N	UNI		1	3
																		171	N	Saint Joseph's		6	2
																		195	N	LIU Brooklyn		9	1
																		195	N	LIU Brooklyn		7	6
																		195	N	LIU Brooklyn		12	0
																		197	N	Colgate		4	1
																		212	N	Bethune-Cookman		2	0
																		214	N	Oakland		4	2
																		218	N	Memphis		10	2
																		260	H	IPFW		14	1
																		276	N	Quinnipiac		2	1
						LAST 10 GAMES																	
						99	H	Iowa		1	5	47	H	Nebraska		0	3						
						99	H	Iowa		4	1	47	H	Nebraska		1	0						
						99	H	Iowa		0	2	34	A	Northwestern		1	5						
						260	H	IPFW		14	1	34	A	Northwestern		1	2						
						47	H	Nebraska		0	8	34	A	Northwestern		3	4						

Non-Div. I Games:

Purdue



Average RPI Win: 157		WON-LOST RECORD		WINNING PCT. RANK		LAST 10 GAMES		STRENGTH OF SCHEDULE		OPP. STRENGTH OF SCHEDULE		TEAM RPI		ADJ RPI		CONF. RPI		ADJ CONF. RPI					
DIV. I ONLY		29-15-0		.65909 57		7-3-0		146		74		72		.54174 74		10		10					
DIV. I NON-CONF.		21-11-0		.65625 69		3-1-0		211		74		94		.52785 97		10		9					
TOTALS		RPI 1-25		RPI 26-50		W-L RECORDS		RPI 51-100		RPI 101-150		RPI 150+											
29-15-0		2-4-0		0-3-0		OVERALL		8-5-0		6-2-0		13-1-0											
8-3-0		2-2-0		0-0-0		HOME		2-1-0		1-0-0		3-0-0											
9-9-0		0-1-0		0-3-0		AWAY		5-4-0		4-1-0		0-0-0											
12-3-0		0-1-0		0-0-0		NEUTRAL		1-0-0		1-1-0		10-1-0											
21-11-0		1-2-0		0-3-0		NON-CONFERENCE		7-3-0		3-2-0		10-1-0											
4-1-0		1-0-0		0-0-0		HOME		2-1-0		1-0-0		0-0-0											
5-7-0		0-1-0		0-0-		AWAY		4-2-0		1-1-0		0-0-0											
12-3-0		0-1-0		0-0-0		NEUTRAL		1-0-0		1-1-0		10-1-0											
8-4-0		1-2-0		0-0-0		CONFERENCE		1-2-0		3-0-0		3-0-0											
4-2-0		1-2-0		0-0-0		HOME		0-0-0		0-0-0		3-0-0											
4-2-0		0-0-0		0-0-0		AWAY		1-2-0		3-0-0		0-0-0											
0-0-0		0-0-0		0-0-0		NEUTRAL		0-0-0		0-0-0		0-0-0											
RPI	S	Opponent		Score		RPI	S	Opponent		Score		RPI	S	Opponent		Score							
6	N	Oregon		2	4	36	A	Fla. Atlantic		0	1	55	A	South Fla.		6	7	109	A	North Texas		2	4
21	H	UCF		5	4	49	A	New Mexico St.		10	12	55	A	South Fla.		7	8	109	N	North Texas		6	3
21	H	UCF		0	3	49	A	New Mexico St.		0	8	55	A	South Fla.		1	0	138	A	East Carolina		4	1
21	H	UCF		1	2							82	A	Arkansas		5	4	138	A	East Carolina		5	0
22	A	Baylor		0	2							82	H	Arkansas		10	2	138	A	East Carolina		8	0
24	H	Kansas		3	2							84	N	Maryland		1	0	139	A	Oklahoma St.		2	1
												88	A	Texas Tech		11	1	139	H	Oklahoma St.		3	0
												88	A	Texas Tech		2	10	146	N	Michigan St.		3	4
												91	A	Wichita St.		2	7	187	N	Drexel		10	0
												91	H	Wichita St.		9	6	196	N	Providence		10	0
												97	A	Grand Canyon		5	4	205	N	Santa Clara		9	6
												97	A	Grand Canyon		7	3	205	N	Santa Clara		6	4
												99	H	Iowa		6	7	218	H	Memphis		13	2
																		218	H	Memphis		2	1
																		218	H	Memphis		8	0
																		233	N	Northern Colo.		0	2
																		258	N	Abilene Christian		10	0
																		261	N	North Dakota		18	3
																		261	N	North Dakota		9	0
																		264	N	Mississippi Val.		13	1
																		264	N	Mississippi Val.		18	3
																		264	N	Mississippi Val.		7	0
LAST 10 GAMES																							
				24	H	Kansas		3	2	138	A	East Carolina		4	1								
				139	A	Oklahoma St.		2	1	91	A	Wichita St.		2	7								
				139	H	Oklahoma St.		3	0	21	H	UCF		0	3								
				138	A	East Carolina		8	0	21	H	UCF		1	2								
				138	A	East Carolina		5	0	21	H	UCF		5	4								

Non-Div. I Games:

Tulsa



Average RPI Win: 150		WON-LOST	WINNING	LAST 10	STRENGTH OF		OPP. STRENGTH	TEAM	ADJ		CONF.	ADJ CONF.
Average RPI Loss: 76		RECORD	PCT. RANK	GAMES	SCHEDULE		OF SCHEDULE	RPI	RPI		RPI	RPI
DIV. I ONLY		24-14-0	.63158	71	5-5-0		121	73	71		.54126	75
DIV. I NON-CONF.		16-7-0	.69565	53	4-0-0		184	155	79		.53828	82
TOTALS		RPI 1-25	RPI 26-50		W-L RECORDS		RPI 51-100		RPI 101-150		RPI 150+	
24-14-0		0-3-0	0-2-0		OVERALL		3-4-0		12-4-0		9-1-0	
6-3-0		0-3-0	0-0-0		HOME		0-0-0		3-0-0		3-0-0	
10-7-0		0-0-0	0-1-0		AWAY		3-3-0		6-3-0		1-0-0	
8-4-0		0-0-0	0-1-0		NEUTRAL		0-1-0		3-1-0		5-1-0	
16-7-0		0-0-0	0-2-0		NON-CONFERENCE		0-1-0		7-3-0		9-1-0	
3-0-0		0-0-0	0-0-0		HOME		0-0-0		0-0-0		3-0-0	
5-3-0		0-0-0	0-0-		AWAY		0-0-0		4-2-0		1-0-0	
8-4-0		0-0-0	0-1-0		NEUTRAL		0-1-0		3-1-0		5-1-0	
8-7-0		0-3-0	0-0-0		CONFERENCE		3-3-0		5-1-0		0-0-0	
3-3-0		0-3-0	0-0-0		HOME		0-0-0		3-0-0		0-0-0	
5-4-0		0-0-0	0-0-0		AWAY		3-3-0		2-1-0		0-0-0	
0-0-0		0-0-0	0-0-0		NEUTRAL		0-0-0		0-0-0		0-0-0	
RPI S	Opponent	Score	RPI S	Opponent	Score	RPI S	Opponent	Score	RPI S	Opponent	Score	
4	H Michigan	0 18	44	A Fresno St.	1 14	54	A Ohio St.	3 2	102	A Stony Brook	1 0	
4	H Michigan	0 5	45	N Oregon St.	3 8	54	A Ohio St.	3 4	102	A Stony Brook	7 5	
4	H Michigan	3 16				54	A Ohio St.	4 8	113	N Iowa St.	4 5	
						59	N Pittsburgh	2 8	130	A New Mexico	9 6	
						73	A Purdue	8 11	130	A New Mexico	5 10	
						73	A Purdue	5 0	140	N Bakersfield	9 4	
						73	A Purdue	2 1	145	A UC Santa Barbara	6 5	
									145	A UC Santa Barbara	3 5	
									145	N UC Santa Barbara	12 1	
									146	H Michigan St.	22 17	
									146	H Michigan St.	6 5	
									146	H Michigan St.	5 2	
									147	N Central Mich.	6 1	
									150	A Indiana	11 5	
									150	A Indiana	7 8	
									150	A Indiana	10 6	
									169	H Villanova	3 1	
									169	H Villanova	10 4	
									177	A Seton Hall	12 2	
									188	N St. Mary's (CA)	4 0	
									188	N St. Mary's (CA)	3 4	
									188	N St. Mary's (CA)	3 2	
									204	N Toledo	4 2	
									211	H Princeton	6 2	
									219	N Massachusetts	8 5	
									232	N Green Bay	11 5	
LAST 10 GAMES			LAST 10 GAMES			LAST 10 GAMES			LAST 10 GAMES			
			54	A Ohio St.	4 8	177	A Seton Hall	12 2				
			54	A Ohio St.	3 2	4	H Michigan	0 5				
			54	A Ohio St.	3 4	4	H Michigan	3 16				
			169	H Villanova	10 4	4	H Michigan	0 18				
			169	H Villanova	3 1	211	H Princeton	6 2				

Non-Div. I Games:

Rutgers



Average RPI Win: 179		WON-LOST	WINNING	LAST 10	STRENGTH OF		OPP. STRENGTH	TEAM	ADJ		CONF.	ADJ CONF.					
Average RPI Loss: 73		RECORD	PCT. RANK	GAMES	SCHEDULE		OF SCHEDULE	RPI	RPI		RPI	RPI					
DIV. I ONLY		26-15-0	.63415	70	4-5-0		128	111	79	.54024	76	7	8				
DIV. I NON-CONF.		18-8-0	.69231	55	0-0-0		218	161	92	.53239	89	9	10				
<hr/>																	
TOTALS		RPI 1-25		RPI 26-50		W-L RECORDS		RPI 51-100		RPI 101-150		RPI 150+					
26-15-0		1-4-0		2-2-0		OVERALL		2-3-0		5-6-0		16-0-0					
16-5-0		0-0-0		2-0-0		HOME		1-2-0		3-3-0		10-0-0					
6-8-0		1-4-0		0-1-0		AWAY		0-0-0		2-3-0		3-0-0					
4-2-0		0-0-0		0-1-0		NEUTRAL		1-1-0		0-0-0		3-0-0					
18-8-0		0-2-0		2-2-0		NON-CONFERENCE		1-1-0		2-3-0		13-0-0					
13-2-0		0-0-0		2-0-0		HOME		0-0-0		1-2-0		10-0-0					
1-4-0		0-2-0		0-0-		AWAY		0-0-0		1-1-0		0-0-0					
4-2-0		0-0-0		0-1-0		NEUTRAL		1-1-0		0-0-0		3-0-0					
8-7-0		1-2-0		0-0-0		CONFERENCE		1-2-0		3-3-0		3-0-0					
3-3-0		0-0-0		0-0-0		HOME		1-2-0		2-1-0		0-0-0					
5-4-0		1-2-0		0-0-0		AWAY		0-0-0		1-2-0		3-0-0					
0-0-0		0-0-0		0-0-0		NEUTRAL		0-0-0		0-0-0		0-0-0					
RPI	S	Opponent		Score		RPI	S	Opponent		Score		RPI	S	Opponent		Score	
20	A	Georgia		0	10	33	H	North Carolina St.		3	2	58	N	Troy		2	6
20	A	Georgia		4	14	37	A	Virginia Tech		2	6	67	H	Towson		5	3
25	A	Hofstra		1	4	38	H	USC Upstate		4	3	67	H	Towson		1	7
25	A	Hofstra		5	2	48	N	SIUE		2	3	67	H	Towson		1	6
25	A	Hofstra		0	4							90	N	Jacksonville St.		1	0
														125 H Central Conn. St.		0	1
														127 A UNCG		6	2
														127 H UNCG		9	11
														137 H Delaware		7	4
														137 H Delaware		1	4
														137 H Delaware		5	4
														138 H East Carolina		10	4
														187 A Drexel		7	3
														187 A Drexel		10	0
														187 A Drexel		6	4
														189 N George Washington		7	2
														191 N Virginia		8	6
														207 H Campbell		2	0
														227 H Radford		6	5
														227 H Radford		6	1
														227 H Radford		5	4
														254 H Hampton		4	3
														269 H Lafayette		2	0
														269 H Lafayette		8	0
														279 H N.C. Central		6	1
														281 H Rider		4	2
														281 H Rider		9	1
														286 N Morgan St.		5	2
<hr/>																	
LAST 10 GAMES						LAST 10 GAMES						LAST 10 GAMES					
25 A Hofstra		5		2		137 H Delaware		7		4		25 A Hofstra		1		4	
25 A Hofstra		1		4		67 H Towson		1		7		67 H Towson		1		6	
25 A Hofstra		0		4		67 H Towson		1		6		67 H Towson		5		3	
137 H Delaware		5		4		67 H Towson		5		3		37 A Virginia Tech		2		6	
137 H Delaware		1		4													

Non-Div. I Games:

Elon



**Non-Div. I Games:**

La.-Monroe



Average RPI Win: 179		WON-LOST	WINNING	LAST 10	STRENGTH OF		OPP. STRENGTH	TEAM	ADJ		CONF.	ADJ CONF.					
Average RPI Loss: 76		RECORD	PCT. RANK	GAMES	SCHEDULE		OF SCHEDULE	RPI	RPI		RPI	RPI					
DIV. I ONLY		29-18-0	.61702	80	4-6-0		101	107	75	.53829	78	24	23				
DIV. I NON-CONF.		14-12-0	.53846	117	0-2-0		15	24	47	.57013	52	22	22				
<hr/>																	
TOTALS		RPI 1-25		RPI 26-50		W-L RECORDS		RPI 51-100		RPI 101-150		RPI 150+					
29-18-0		0-6-0		0-4-0		OVERALL		5-3-0		4-0-0		20-5-0					
10-8-0		0-2-0		0-3-0		HOME		2-2-0		2-0-0		6-1-0					
11-5-0		0-1-0		0-0-0		AWAY		1-1-0		1-0-0		9-3-0					
8-5-0		0-3-0		0-1-0		NEUTRAL		2-0-0		1-0-0		5-1-0					
<hr/>																	
14-12-0		0-6-0		0-4-0		NON-CONFERENCE		5-1-0		4-0-0		5-1-0					
4-6-0		0-2-0		0-3-0		HOME		2-0-0		2-0-0		0-1-0					
2-2-0		0-1-0		0-0-		AWAY		1-1-0		1-0-0		0-0-0					
8-4-0		0-3-0		0-1-0		NEUTRAL		2-0-0		1-0-0		5-0-0					
<hr/>																	
15-6-0		0-0-0		0-0-0		CONFERENCE		0-2-0		0-0-0		15-4-0					
6-2-0		0-0-0		0-0-0		HOME		0-2-0		0-0-0		6-0-0					
9-3-0		0-0-0		0-0-0		AWAY		0-0-0		0-0-0		9-3-0					
0-1-0		0-0-0		0-0-0		NEUTRAL		0-0-0		0-0-0		0-1-0					
<hr/>																	
RPI	S	Opponent		Score		RPI	S	Opponent		Score		RPI	S	Opponent		Score	
2	H	LSU		4	13	27	N	South Ala.		1	5	61	A	Texas St.		3	4
5	N	Alabama		0	4	29	H	Utah		1	2	63	H	Northwestern St.		5	9
9	A	La.-Lafayette		3	11	29	H	Utah		1	5	63	H	Northwestern St.		1	6
13	N	Oklahoma		0	3	29	H	Utah		0	1	80	A	UTSA		2	1
22	H	Baylor		5	8							88	H	Texas Tech		5	0
25	N	Hofstra		2	3							88	N	Texas Tech		5	4
												93	H	Drake		6	1
												100	N	FIU		3	2

Non-Div. I Games:

McNeese St.



RPI	S	Opponent	Score	
262	H	Houston Baptist	7	0
262	H	Houston Baptist	9	1

McNeese St.

M  
c  
N  
e  
e  
s  
e  
s  
t  
.

M  
c  
N  
e  
e  
s  
e  
s  
t  
.



Average RPI Win:	127	WON-LOST RECORD	WINNING PCT. RANK	LAST 10 GAMES	STRENGTH OF SCHEDULE	OPP. STRENGTH OF SCHEDULE	TEAM RPI	ADJ RPI	CONF. RPI	ADJ CONF. RPI				
DIV. I ONLY		16-28-0	.36364	215	1-9-0	21	15	85	.53713	79	2	2		
DIV. I NON-CONF.		15-15-0	.5	128	1-1-0	57	16	83	.54061	79	2	2		
<hr/>														
TOTALS	RPI 1-25	RPI 26-50		W-L RECORDS		RPI 51-100		RPI 101-150		RPI 150+				
16-28-0	1-12-0	2-12-0		OVERALL		2-1-0		5-2-0		6-1-0				
7-13-0	1-9-0	1-2-0		HOME		0-0-0		3-1-0		2-1-0				
2-7-0	0-3-0	0-3-0		AWAY		1-0-0		1-1-0		0-0-0				
7-8-0	0-0-0	1-7-0		NEUTRAL		1-1-0		1-0-0		4-0-0				
15-15-0	1-4-0	1-7-0		NON-CONFERENCE		2-1-0		5-2-0		6-1-0				
6-6-0	1-4-0	0-0-0		HOME		0-0-0		3-1-0		2-1-0				
2-1-0	0-0-0	0-0-		AWAY		1-0-0		1-1-0		0-0-0				
7-8-0	0-0-0	1-7-0		NEUTRAL		1-1-0		1-0-0		4-0-0				
1-13-0	0-8-0	1-5-0		CONFERENCE		0-0-0		0-0-0		0-0-0				
1-7-0	0-5-0	1-2-0		HOME		0-0-0		0-0-0		0-0-0				
0-6-0	0-3-0	0-3-0		AWAY		0-0-0		0-0-0		0-0-0				
0-0-0	0-0-0	0-0-0		NEUTRAL		0-0-0		0-0-0		0-0-0				
RPI	S	Opponent	Score		RPI	S	Opponent	Score		RPI	S	Opponent	Score	
5	H	Alabama	4	1	26	N	Texas A&M	0	4	62	A	Long Beach St.	11	5
5	H	Alabama	6	15	28	N	Texas	10	9	91	N	Wichita St.	4	6
6	H	Oregon	4	5	29	H	Utah	4	2	96	N	Weber St.	12	4
6	H	Oregon	8	12	29	H	Utah	3	6					
7	H	UCLA	4	12	29	H	Utah	2	7					
7	H	UCLA	2	10	32	N	South Carolina	2	6					
7	H	UCLA	3	18	34	N	Northwestern	7	12					
18	H	Minnesota	1	9	35	N	North Carolina	5	7					
18	H	Minnesota	5	10	39	N	San Diego St.	5	11					
18	H	Minnesota	5	9	42	N	CSUN	5	7					
23	A	Washington	6	17	44	N	Fresno St.	8	13					
23	A	Washington	4	11	45	A	Oregon St.	6	7					
23	A	Washington	2	13	45	A	Oregon St.	3	5					
					45	A	Oregon St.	0	10					
					LAST 10 GAMES									
					6	H	Oregon	8	12	7	H	UCLA	4	12
					6	H	Oregon	4	5	23	A	Washington	6	17
					188	H	St. Mary's (CA)	9	10	23	A	Washington	2	13
					7	H	UCLA	2	10	23	A	Washington	4	11
					7	H	UCLA	3	18	142	A	Pacific	9	7

Non-Div. I Games:

Stanford



Average RPI Win: 163		WON-LOST RECORD	WINNING PCT. RANK	LAST 10 GAMES	STRENGTH OF SCHEDULE	OPP. STRENGTH OF SCHEDULE	TEAM RPI	ADJ RPI	CONF. RPI	ADJ CONF. RPI		
Average RPI Loss: 85												
DIV. I ONLY		30-14-0	.68182	47	7-3-0	195	86	82	.53691	80	9	9
DIV. I NON-CONF.		18-9-0	.66667	64	2-1-0	168	105	75	.54265	76	8	8
<hr/>												
TOTALS		RPI 1-25		RPI 26-50		W-L RECORDS		RPI 51-100		RPI 101-150		RPI 150+
30-14-0		0-0-0		2-5-0		OVERALL		4-3-0		5-5-0		19-1-0
12-4-0		0-0-0		1-1-0		HOME		0-1-0		2-2-0		9-0-0
10-6-0		0-0-0		1-3-0		AWAY		1-0-0		1-2-0		7-1-0
8-4-0		0-0-0		0-1-0		NEUTRAL		3-2-0		2-1-0		3-0-0
18-9-0		0-0-0		1-4-0		NON-CONFERENCE		4-3-0		2-2-0		11-0-0
6-2-0		0-0-0		0-0-0		HOME		0-1-0		0-1-0		6-0-0
4-3-0		0-0-0		1-0-		AWAY		1-0-0		0-0-0		2-0-0
8-4-0		0-0-0		0-1-0		NEUTRAL		3-2-0		2-1-0		3-0-0
12-5-0		0-0-0		1-1-0		CONFERENCE		0-0-0		3-3-0		8-1-0
6-2-0		0-0-0		1-1-0		HOME		0-0-0		2-1-0		3-0-0
6-3-0		0-0-0		0-0-0		AWAY		0-0-0		1-2-0		5-1-0
0-0-0		0-0-0		0-0-0		NEUTRAL		0-0-0		0-0-0		0-0-0
RPI S	Opponent	Score	RPI S	Opponent	Score	RPI S	Opponent	Score	RPI S	Opponent	Score	
			26 A	Texas A&M	2 5	61 A	Texas St.	6 3	101 H	Charlotte	3 2	
			28 A	Texas	2 3	78 H	McNeese St.	1 2	101 H	Charlotte	0 2	
			28 A	Texas	1 2	88 N	Texas Tech	5 9	101 H	Charlotte	13 2	
			46 H	UAB	2 3	88 N	Texas Tech	2 7	107 N	Illinois St.	7 2	
			46 H	UAB	11 5	88 N	Texas Tech	13 7	107 N	Illinois St.	0 7	
			47 N	Nebraska	7 11	97 N	Grand Canyon	10 0	109 A	North Texas	5 3	
			49 A	New Mexico St.	8 7	97 N	Grand Canyon	10 1	109 A	North Texas	2 5	
									109 A	North Texas	2 3	
									113 H	Iowa St.	9 12	
									118 N	Colorado St.	7 6	
									175 A	Lamar	9 1	
									175 A	Lamar	7 2	
									179 A	Middle Tenn.	9 7	
									179 A	Middle Tenn.	13 5	
									179 A	Middle Tenn.	11 8	
									183 H	UTEP	7 3	
									183 H	UTEP	8 0	
									183 H	UTEP	5 4	
									184 H	A&M-Corpus Christi	7 6	
									193 H	Stephen F. Austin	11 0	
									215 N	Boston U.	3 1	
									215 N	Boston U.	11 2	
									220 H	Southeastern La.	9 1	
									220 H	Southeastern La.	2 1	
									221 A	Southern Miss.	11 4	
									221 A	Southern Miss.	4 5	
									221 A	Southern Miss.	7 3	
LAST 10 GAMES			183 H	UTEP	8 0	109 A	North Texas	2 3	220 H	Southeastern La.	9 1	
			183 H	UTEP	7 3	26 A	Texas A&M	2 5	220 H	Southeastern La.	2 1	
			183 H	UTEP	5 4	175 A	Lamar	7 2	221 A	Southern Miss.	11 4	
			109 A	North Texas	2 5	175 A	Lamar	9 1	221 A	Southern Miss.	4 5	
			109 A	North Texas	5 3	179 A	Middle Tenn.	9 7	221 A	Southern Miss.	7 3	

Non-Div. I Games:

UTSA



RPI	S	Opponent	Score	
241	N	Montana	12	4
277	H	Incarnate Word	7	6
277	H	Incarnate Word	13	1

UTSA

U  
T  
S  
A

U  
T  
S  
A



Average RPI Win:		186	WON-LOST RECORD		WINNING PCT. RANK		LAST 10 GAMES		STRENGTH OF SCHEDULE		OPP. STRENGTH OF SCHEDULE		TEAM RPI		ADJ RPI		CONF. RPI		ADJ CONF. RPI			
DIV. I ONLY			31-17-0		.64583 63		7-3-0		136		109		77		.53597 81		11		12			
DIV. I NON-CONF.			24-13-0		.64865 74		0-0-0		160		134		84		.53265 88		12		12			
TOTALS		RPI 1-25		RPI 26-50		W-L RECORDS		RPI 51-100		RPI 101-150		RPI 150+										
31-17-0		0-6-0		0-2-0		OVERALL		3-4-0		9-4-0		19-1-0										
19-6-0		0-0-0		0-2-0		HOME		1-1-0		5-2-0		13-1-0										
4-8-0		0-5-0		0-0-0		AWAY		2-2-0		2-1-0		0-0-0										
8-3-0		0-1-0		0-0-0		NEUTRAL		0-1-0		2-1-0		6-0-0										
24-13-0		0-6-0		0-2-0		NON-CONFERENCE		1-3-0		4-1-0		19-1-0										
16-4-0		0-0-0		0-2-0		HOME		1-1-0		2-0-0		13-1-0										
0-6-0		0-5-0		0-0-		AWAY		0-1-0		0-0-0		0-0-0										
8-3-0		0-1-0		0-0-0		NEUTRAL		0-1-0		2-1-0		6-0-0										
7-4-0		0-0-0		0-0-0		CONFERENCE		2-1-0		5-3-0		0-0-0										
3-2-0		0-0-0		0-0-0		HOME		0-0-0		3-2-0		0-0-0										
4-2-0		0-0-0		0-0-0		AWAY		2-1-0		2-1-0		0-0-0										
0-0-0		0-0-0		0-0-0		NEUTRAL		0-0-0		0-0-0		0-0-0										
RPI	S	Opponent		Score		RPI	S	Opponent		Score		RPI	S	Opponent		Score						
1	A	Florida		3	10	40	H	Georgia St.		5	8	55	A	South Fla.		3	5	107	N	Illinois St.	0	1
1	A	Florida		3	20	40	H	Georgia St.		0	3	83	A	Furman		3	4	108	A	Samford	5	1
3	A	Auburn		3	7							83	A	Furman		5	3	108	A	Samford	2	0
3	A	Auburn		1	9							83	A	Furman		5	2	108	A	Samford	0	2
21	A	UCF		2	7							90	H	Jacksonville St.		13	6	127	H	UNCG	7	2
24	N	Kansas		0	2							90	H	Jacksonville St.		7	10	127	H	UNCG	5	8
												92	N	Ball St.		1	9	144	H	Western Caro.	5	6
																		144	H	Western Caro.	3	2
																		144	H	Western Caro.	3	1
																		146	H	Michigan St.	1	0
																		146	H	Michigan St.	6	0
																		147	N	Central Mich.	10	6
																		148	N	Winthrop	10	4
																		151	N	Liberty	3	0
																		157	N	South Dakota	5	0
																		158	N	Eastern Ill.	6	4
																		165	N	Western Mich.	5	4
																		169	N	Villanova	5	4
																		225	H	Youngstown St.	13	5
																		225	H	Youngstown St.	11	0
																		234	H	Savannah St.	5	3
																		234	H	Savannah St.	7	2
																		243	H	Buffalo	8	1
																		243	H	Buffalo	9	8
																		244	N	Portland St.	14	4
																		246	H	Evansville	4	6
																		246	H	Evansville	7	1
LAST 10 GAMES																						
																		108	A	Samford	0	2
																		108	A	Samford	2	0
																		108	A	Samford	5	1
																		127	H	UNCG	7	2
																		127	H	UNCG	5	8
																		83	A	Furman	3	4
																		83	A	Furman	5	2
																		83	A	Furman	5	3
																		144	H	Western Caro.	3	1
																		144	H	Western Caro.	3	2



RPI	S	Opponent	Score	
256	H	Valparaiso	5	4
256	H	Valparaiso	12	4
260	H	IPFW	11	1
274	H	Alabama St.	15	2
274	H	Alabama St.	11	2
291	H	Alabama A&M	8	0

Mercer

M  
e  
r  
c  
e  
r

M  
e  
r  
c  
e  
r



Average RPI Win: 156		WON-LOST	WINNING	LAST 10	STRENGTH OF		OPP. STRENGTH	TEAM	ADJ		CONF.	ADJ CONF.
Average RPI Loss: 36		RECORD	PCT. RANK	GAMES	SCHEDULE		OF SCHEDULE	RPI	RPI		RPI	RPI
DIV. I ONLY		15-30-0	.33333	229	1-9-0		10	34	80		.5358	82
DIV. I NON-CONF.		14-13-0	.51852	125	0-1-0		20	125	61		.55104	67
TOTALS		RPI 1-25	RPI 26-50		W-L RECORDS		RPI 51-100		RPI 101-150		RPI 150+	
15-30-0		0-12-0	1-10-0		OVERALL		3-6-0		3-1-0		8-1-0	
0-13-0		0-3-0	0-6-0		HOME		0-4-0		0-0-0		0-0-0	
4-11-0		0-7-0	1-3-0		AWAY		1-1-0		1-0-0		1-0-0	
11-6-0		0-2-0	0-1-0		NEUTRAL		2-1-0		2-1-0		7-1-0	
14-13-0		0-3-0	0-5-0		NON-CONFERENCE		3-3-0		3-1-0		8-1-0	
0-4-0		0-0-0	0-3-0		HOME		0-1-0		0-0-0		0-0-0	
3-3-0		0-1-0	0-0-		AWAY		1-1-0		1-0-0		1-0-0	
11-6-0		0-2-0	0-1-0		NEUTRAL		2-1-0		2-1-0		7-1-0	
1-17-0		0-9-0	1-5-0		CONFERENCE		0-3-0		0-0-0		0-0-0	
0-9-0		0-3-0	0-3-0		HOME		0-3-0		0-0-0		0-0-0	
1-8-0		0-6-0	1-2-0		AWAY		0-0-0		0-0-0		0-0-0	
0-0-0		0-0-0	0-0-0		NEUTRAL		0-0-0		0-0-0		0-0-0	
RPI S	Opponent	Score	RPI S	Opponent	Score	RPI S	Opponent	Score	RPI S	Opponent	Score	
2 A	LSU	0 10	28 H	Texas	6 8	53 H	Ole Miss	2 4	103 N	Penn St.	4 6	
2 A	LSU	0 6	28 H	Texas	2 11	53 H	Ole Miss	3 7	114 A	Missouri St.	11 5	
2 A	LSU	1 7	28 H	Texas	7 8	53 H	Ole Miss	4 6	116 N	Saint Louis	6 3	
11 H	Missouri	0 9	30 H	Mississippi St.	0 3	56 N	Louisville	5 11	116 N	Saint Louis	4 1	
11 H	Missouri	0 10	30 H	Mississippi St.	4 16	74 A	Tulsa	2 10	151 N	Liberty	2 5	
11 H	Missouri	1 11	30 H	Mississippi St.	2 3	74 H	Tulsa	4 5	189 N	George Washington	7 6	
13 A	Oklahoma	1 10	32 A	South Carolina	0 8	89 N	Georgia Tech	2 0	190 N	UT Martin	8 7	
20 A	Georgia	4 12	32 A	South Carolina	5 4	90 A	Jacksonville St.	6 2	191 N	Virginia	6 5	
20 A	Georgia	1 9	32 A	South Carolina	3 8	90 N	Jacksonville St.	4 0	195 N	LIU Brooklyn	8 0	
20 A	Georgia	0 10	36 A	Fla. Atlantic	7 12				208 N	Southeast Mo. St.	5 2	
21 N	UCF	1 6	43 N	Chattanooga	3 7				220 A	Southeastern La.	6 5	
24 N	Kansas	3 4							250 N	Florida A&M	10 2	
									253 N	Marist	9 5	
LAST 10 GAMES												
11 H	Missouri	0 10	32 A	South Carolina	0 8							
11 H	Missouri	1 11	13 A	Oklahoma	1 10							
11 H	Missouri	0 9	30 H	Mississippi St.	4 16							
32 A	South Carolina	3 8	30 H	Mississippi St.	2 3							
32 A	South Carolina	5 4	30 H	Mississippi St.	0 3							

Non-Div. I Games:

Arkansas



F  
u  
r  
m  
a  
n

Furman



Average RPI Win:	148	WON-LOST RECORD	WINNING PCT. RANK	LAST 10 GAMES	STRENGTH OF SCHEDULE	OPP. STRENGTH OF SCHEDULE	TEAM RPI	ADJ RPI	CONF. RPI	ADJ CONF. RPI					
DIV. I ONLY		26-19-0	.57778	95	5-5-0	112	59	86	.53404	84	6	6			
DIV. I NON-CONF.		18-12-0	.6	90	0-0-0	60	96	62	.5545	60	6	6			
<hr/>															
TOTALS	RPI 1-25	RPI 26-50		W-L RECORDS		RPI 51-100		RPI 101-150		RPI 150+					
26-19-0	0-4-0	0-4-0		OVERALL		8-5-0		8-6-0		10-0-0					
8-8-0	0-0-0	0-0-0		HOME		2-3-0		3-5-0		3-0-0					
6-5-0	0-2-0	0-1-0		AWAY		2-1-0		4-1-0		0-0-0					
12-6-0	0-2-0	0-3-0		NEUTRAL		4-1-0		1-0-0		7-0-0					
18-12-0	0-4-0	0-4-0		NON-CONFERENCE		5-2-0		3-2-0		10-0-0					
4-3-0	0-0-0	0-0-0		HOME		1-1-0		0-2-0		3-0-0					
2-3-0	0-2-0	0-0-		AWAY		0-0-0		2-0-0		0-0-0					
12-6-0	0-2-0	0-3-0		NEUTRAL		4-1-0		1-0-0		7-0-0					
8-7-0	0-0-0	0-0-0		CONFERENCE		3-3-0		5-4-0		0-0-0					
4-5-0	0-0-0	0-0-0		HOME		1-2-0		3-3-0		0-0-0					
4-2-0	0-0-0	0-0-0		AWAY		2-1-0		2-1-0		0-0-0					
0-0-0	0-0-0	0-0-0		NEUTRAL		0-0-0		0-0-0		0-0-0					
RPI	S	Opponent	Score	RPI	S	Opponent	Score	RPI	S	Opponent	Score	RPI	S	Opponent	Score
11	N	Missouri	1 5	30	N	Mississippi St.	2 6	54	H	Ohio St.	6 18	102	N	Stony Brook	2 1
15	N	Notre Dame	6 8	36	A	Fla. Atlantic	5 6	54	H	Ohio St.	11 10	103	H	Penn St.	5 3
17	A	James Madison	5 10	37	N	Virginia Tech	6 7	54	H	Ohio St.	5 9	103	H	Penn St.	7 6
21	A	UCF	6 8	37	N	Virginia Tech	10 11	57	N	BYU	2 1	103	H	Penn St.	8 6
								62	N	Long Beach St.	10 7	104	H	Illinois	4 5
								71	N	Fordham	4 3	104	H	Illinois	3 7
								74	N	Tulsa	0 1	104	H	Illinois	8 14
								94	N	UNLV	5 2	120	H	Saint Francis (PA)	2 3
								95	H	Dartmouth	18 8	120	H	Saint Francis (PA)	2 5
								95	H	Dartmouth	5 8	123	A	Coastal Caro.	3 1
								99	A	Iowa	19 0	123	A	Coastal Caro.	4 3
								99	A	Iowa	15 14	150	A	Indiana	21 8
								99	A	Iowa	4 8	150	A	Indiana	8 11
												150	A	Indiana	6 3
												166	N	UNI	10 0
												187	N	Drexel	6 0
												187	N	Drexel	3 1
												196	N	Providence	4 0
												211	H	Princeton	6 5
												217	N	Nevada	4 3
												269	H	Lafayette	14 0
												269	H	Lafayette	9 1
												269	N	Lafayette	8 2
												280	N	Rhode Island	18 3
				LAST 10 GAMES											
				103	H	Penn St.	5 3	104	H	Illinois	3 7	269	N	Lafayette	8 2
				103	H	Penn St.	7 6	150	A	Indiana	21 8	280	N	Rhode Island	18 3
				103	H	Penn St.	8 6	150	A	Indiana	8 11				
				104	H	Illinois	4 5	150	A	Indiana	6 3				
				104	H	Illinois	8 14	54	H	Ohio St.	5 9				

Non-Div. I Games:

Maryland



[illegible]

**Non-Div. I Games:**

North Florida



RPI	S	Opponent	Score	
271	N	Wagner	6	7
274	N	Alabama St.	11	0

North Florida

N  
o  
r  
t  
h  
F  
l  
o  
r  
i  
d  
a

N  
o  
r  
t  
h  
F  
l  
o  
r  
i  
d  
a



Average RPI Win:		197	WON-LOST RECORD		WINNING PCT. RANK		LAST 10 GAMES		STRENGTH OF SCHEDULE		OPP. STRENGTH OF SCHEDULE		TEAM RPI		ADJ RPI		CONF. RPI		ADJ CONF. RPI	
DIV. I ONLY			24-13-0		.64865 62		5-5-0		119		170		78		.53249 86		9		9	
DIV. I NON-CONF.			15-7-0		.68182 57		1-1-0		132		259		78		.53373 86		8		8	
TOTALS		RPI 1-25		RPI 26-50		W-L RECORDS		RPI 51-100		RPI 101-150		RPI 150+								
24-13-0		0-1-0		2-6-0		OVERALL		1-3-0		2-3-0		19-0-0								
12-8-0		0-0-0		1-3-0		HOME		1-2-0		1-3-0		9-0-0								
7-5-0		0-1-0		1-3-0		AWAY		0-1-0		0-0-0		6-0-0								
5-0-0		0-0-0		0-0-0		NEUTRAL		0-0-0		1-0-0		4-0-0								
15-7-0		0-1-0		0-2-0		NON-CONFERENCE		1-3-0		1-1-0		13-0-0								
7-4-0		0-0-0		0-1-0		HOME		1-2-0		0-1-0		6-0-0								
3-3-0		0-1-0		0-0-		AWAY		0-1-0		0-0-0		3-0-0								
5-0-0		0-0-0		0-0-0		NEUTRAL		0-0-0		1-0-0		4-0-0								
9-6-0		0-0-0		2-4-0		CONFERENCE		0-0-0		1-2-0		6-0-0								
5-4-0		0-0-0		1-2-0		HOME		0-0-0		1-2-0		3-0-0								
4-2-0		0-0-0		1-2-0		AWAY		0-0-0		0-0-0		3-0-0								
0-0-0		0-0-0		0-0-0		NEUTRAL		0-0-0		0-0-0		0-0-0								
RPI	S	Opponent		Score		RPI	S	Opponent		Score		RPI	S	Opponent		Score				
2	A	LSU		5 7		30	A	Mississippi St.		4 6		63	A	Northwestern St.		5 10				
						36	H	Fla. Atlantic		4 5		63	H	Northwestern St.		0 4				
						36	H	Fla. Atlantic		4 8		77	H	La.-Monroe		3 1				
						36	H	Fla. Atlantic		6 1		77	H	La.-Monroe		5 9				
						46	A	UAB		6 4										
						46	A	UAB		7 8										
						46	A	UAB		6 8										
						48	H	SIUE		4 6										
						LAST 10 GAMES														
						63	H	Northwestern St.		0 4		183	H	UTEP		6 0				
						46	A	UAB		7 8		183	H	UTEP		8 0				
						46	A	UAB		6 4		183	H	UTEP		2 1				
						46	A	UAB		6 8		101	H	Charlotte		1 2				
						77	H	La.-Monroe		3 1		101	H	Charlotte		4 9				

Non-Div. I Games: Lyon 8 0 Lyon 7 0

Louisiana Tech



[illegible]

**Non-Div. I Games:**

St. John's (NY)



Average RPI Win:		145	WON-LOST RECORD		WINNING PCT. RANK	LAST 10 GAMES		STRENGTH OF SCHEDULE		OPP. STRENGTH OF SCHEDULE		TEAM RPI	ADJ RPI		CONF. RPI	ADJ CONF. RPI							
DIV. I ONLY			20-24-0		.45455	166	4-5-0		41		101		88	.52959		88	3	3					
DIV. I NON-CONF.			16-17-0		.48485	135	0-0-0		118		160		126	.50477		121	3	3					
TOTALS		RPI 1-25		RPI 26-50		W-L RECORDS		RPI 51-100		RPI 101-150		RPI 150+											
20-24-0		2-9-0		1-1-0		OVERALL		4-8-0		4-1-0		9-5-0											
8-7-0		2-4-0		0-0-0		HOME		1-1-0		1-0-0		4-2-0											
6-10-0		0-5-0		1-0-0		AWAY		1-3-0		3-0-0		1-2-0											
6-7-0		0-0-0		0-1-0		NEUTRAL		2-4-0		0-1-0		4-1-0											
16-17-0		0-2-0		1-1-0		NON-CONFERENCE		4-8-0		2-1-0		9-5-0											
6-3-0		0-0-0		0-0-0		HOME		1-1-0		1-0-0		4-2-0											
4-7-0		0-2-0		1-0-		AWAY		1-3-0		1-0-0		1-2-0											
6-7-0		0-0-0		0-1-0		NEUTRAL		2-4-0		0-1-0		4-1-0											
4-7-0		2-7-0		0-0-0		CONFERENCE		0-0-0		2-0-0		0-0-0											
2-4-0		2-4-0		0-0-0		HOME		0-0-0		0-0-0		0-0-0											
2-3-0		0-3-0		0-0-0		AWAY		0-0-0		2-0-0		0-0-0											
0-0-0		0-0-0		0-0-0		NEUTRAL		0-0-0		0-0-0		0-0-0											
RPI	S	Opponent		Score		RPI	S	Opponent		Score		RPI	S	Opponent		Score		RPI	S	Opponent		Score	
13	H	Oklahoma		6	21	47	N	Nebraska		3	11	61	A	Texas St.		5	2	118	N	Colorado St.		2	8
13	H	Oklahoma		5	13	49	A	New Mexico St.		5	3	61	A	Texas St.		0	2	119	A	Texas-Arlington		10	6
13	H	Oklahoma		1	9							61	A	Texas St.		0	3	119	H	Texas-Arlington		13	5
22	A	Baylor		0	3							74	H	Tulsa		1	11	139	A	Oklahoma St.		5	2
22	A	Baylor		5	6							74	H	Tulsa		10	2	139	A	Oklahoma St.		9	1
22	A	Baylor		0	5							78	A	McNeese St.		0	5	153	N	DePaul		9	1
23	A	Washington		5	8							78	N	McNeese St.		4	5	170	N	UMKC		9	6
23	A	Washington		1	7							80	N	UTSA		9	5	181	H	Utah Valley		5	6
24	H	Kansas		8	7							80	N	UTSA		7	13	181	H	Utah Valley		8	5
24	H	Kansas		9	11							80	N	UTSA		7	2	183	A	UTEP		7	9
24	H	Kansas		5	4							93	N	Drake		0	12	183	A	UTEP		3	5
												97	N	Grand Canyon		4	7	190	H	UT Martin		13	9
																		190	H	UT Martin		3	4
																		218	N	Memphis		9	12
																		229	A	Seattle		8	4
																		241	N	Montana		8	5
																		264	H	Mississippi Val.		8	0
																		264	H	Mississippi Val.		16	4
																		294	N	Prairie View		12	0
						LAST 10 GAMES																	
						139	A	Oklahoma St.		9	1	22	A	Baylor		5	6						
						139	A	Oklahoma St.		5	2	22	A	Baylor		0	5						
						24	H	Kansas		5	4	22	A	Baylor		0	3						
						24	H	Kansas		9	11	13	H	Oklahoma		6	21						
						24	H	Kansas		8	7	13	H	Oklahoma		5	13						

Non-Div. I Games:

Texas Tech



Average RPI Win: 146		WON-LOST	WINNING	LAST 10	STRENGTH OF		OPP. STRENGTH	TEAM	ADJ		CONF.	ADJ CONF.
Average RPI Loss: 48		RECORD	PCT. RANK	GAMES	SCHEDULE		OF SCHEDULE	RPI	RPI		RPI	RPI
DIV. I ONLY		16-31-0	.34043	228	3-7-0		26	33	103		.52869	89
DIV. I NON-CONF.		10-16-0	.38462	186	2-2-0		14	18	87		.54198	77
TOTALS		RPI 1-25	RPI 26-50		W-L RECORDS		RPI 51-100		RPI 101-150		RPI 150+	
16-31-0		0-9-0	4-10-0		OVERALL		3-8-0		1-3-0		8-1-0	
7-9-0		0-1-0	1-2-0		HOME		1-6-0		0-0-0		5-0-0	
7-15-0		0-5-0	1-7-0		AWAY		2-1-0		1-2-0		3-0-0	
2-7-0		0-3-0	2-1-0		NEUTRAL		0-1-0		0-1-0		0-1-0	
10-16-0		0-6-0	3-5-0		NON-CONFERENCE		2-3-0		0-1-0		5-1-0	
5-2-0		0-1-0	0-0-0		HOME		0-1-0		0-0-0		5-0-0	
3-7-0		0-2-0	1-0-		AWAY		2-1-0		0-0-0		0-0-0	
2-7-0		0-3-0	2-1-0		NEUTRAL		0-1-0		0-1-0		0-1-0	
6-15-0		0-3-0	1-5-0		CONFERENCE		1-5-0		1-2-0		3-0-0	
2-7-0		0-0-0	1-2-0		HOME		1-5-0		0-0-0		0-0-0	
4-8-0		0-3-0	0-3-0		AWAY		0-0-0		1-2-0		3-0-0	
0-0-0		0-0-0	0-0-0		NEUTRAL		0-0-0		0-0-0		0-0-0	
RPI S	Opponent	Score	RPI S	Opponent	Score	RPI S	Opponent	Score	RPI S	Opponent	Score	
4 N	Michigan	0 10	26 A	Texas A&M	5 4	56 H	Louisville	2 15	103 N	Penn St.	2 3	
4 N	Michigan	2 10	26 A	Texas A&M	0 11	56 H	Louisville	4 5	105 A	Boston College	0 1	
5 A	Alabama	0 11	26 A	Texas A&M	0 1	56 H	Louisville	1 6	105 A	Boston College	10 2	
15 A	Notre Dame	0 13	31 N	Western Ky.	1 4	58 A	Troy	3 4	105 A	Boston College	2 5	
15 A	Notre Dame	0 5	33 H	North Carolina St.	5 3	59 H	Pittsburgh	9 1	191 A	Virginia	4 3	
15 A	Notre Dame	1 6	33 H	North Carolina St.	0 10	59 H	Pittsburgh	2 3	191 A	Virginia	7 1	
20 A	Georgia	0 3	33 H	North Carolina St.	1 7	59 H	Pittsburgh	4 7	191 A	Virginia	7 5	
20 H	Georgia	0 14	35 A	North Carolina	1 12	65 A	Kennesaw St.	3 0	195 N	LIU Brooklyn	3 4	
24 N	Kansas	2 4	35 A	North Carolina	0 5	82 N	Arkansas	0 2	234 H	Savannah St.	18 0	
			35 A	North Carolina	0 1	90 A	Jacksonville St.	5 3	234 H	Savannah St.	15 7	
			36 A	Fla. Atlantic	0 2	90 H	Jacksonville St.	1 2	272 H	Mt. St. Mary's	10 0	
			40 A	Georgia St.	6 7				272 H	Mt. St. Mary's	12 2	
			47 N	Nebraska	10 2				272 H	Mt. St. Mary's	2 0	
			47 N	Nebraska	11 2							
LAST 10 GAMES												
			105 A	Boston College	2 5	35 A	North Carolina	1 12				
			105 A	Boston College	10 2	35 A	North Carolina	0 1				
			105 A	Boston College	0 1	20 A	Georgia	0 3				
			90 A	Jacksonville St.	5 3	26 A	Texas A&M	5 4				
			35 A	North Carolina	0 5	26 A	Texas A&M	0 11				

Non-Div. I Games:

Georgia Tech



Average RPI Win:		190	WON-LOST RECORD		WINNING PCT. RANK		LAST 10 GAMES		STRENGTH OF SCHEDULE		OPP. STRENGTH OF SCHEDULE		TEAM RPI		ADJ RPI		CONF. RPI		ADJ CONF. RPI					
DIV. I ONLY			30-14-0		.68182		47		6-4-0		207		166		91		.52752		90		22		22	
DIV. I NON-CONF.			17-9-0		.65385		71		1-1-0		221		119		103		.525		99		23		24	
TOTALS		RPI 1-25		RPI 26-50		W-L RECORDS		RPI 51-100		RPI 101-150		RPI 150+												
30-14-0		0-1-0		2-3-0		OVERALL		5-5-0		1-3-0		22-2-0												
14-2-0		0-0-0		0-0-0		HOME		2-2-0		0-0-0		12-0-0												
6-7-0		0-0-0		1-2-0		AWAY		3-1-0		1-2-0		1-2-0												
10-5-0		0-1-0		1-1-0		NEUTRAL		0-2-0		0-1-0		9-0-0												
17-9-0		0-1-0		2-1-0		NON-CONFERENCE		3-5-0		0-1-0		12-1-0												
3-2-0		0-0-0		0-0-0		HOME		0-2-0		0-0-0		3-0-0												
4-2-0		0-0-0		1-0-		AWAY		3-1-0		0-0-0		0-1-0												
10-5-0		0-1-0		1-1-0		NEUTRAL		0-2-0		0-1-0		9-0-0												
13-5-0		0-0-0		0-2-0		CONFERENCE		2-0-0		1-2-0		10-1-0												
11-0-0		0-0-0		0-0-0		HOME		2-0-0		0-0-0		9-0-0												
2-5-0		0-0-0		0-2-0		AWAY		0-0-0		1-2-0		1-1-0												
0-0-0		0-0-0		0-0-0		NEUTRAL		0-0-0		0-0-0		0-0-0												
RPI	S	Opponent		Score		RPI	S	Opponent		Score		RPI	S	Opponent		Score								
17	N	James Madison		0 1		37	N	Virginia Tech		0 4		76	N	Elon		0 1								
						37	N	Virginia Tech		8 5		81	A	Mercer		6 13								
						46	A	UAB		7 2		81	A	Mercer		10 7								
						48	A	SIUE		1 2		82	H	Arkansas		2 6								
						48	A	SIUE		2 8		82	N	Arkansas		0 4								
												85	A	North Florida		6 5								
												89	A	Georgia Tech		2 1								
												89	H	Georgia Tech		3 5								
												98	H	Murray St.		5 2								
												98	H	Murray St.		8 2								
														191 N Virginia		6 2								
														200 H Cleveland St.		5 3								
														200 H Cleveland St.		6 2								
														207 N Campbell		6 2								
														207 N Campbell		8 1								
														208 H Southeast Mo. St.		10 4								
														208 H Southeast Mo. St.		6 5								
														216 N Wright St.		3 1								
														216 N Wright St.		7 0								
														256 N Valparaiso		5 4								
														259 N Iona		12 1								
														260 N IPFW		9 1								
														260 N IPFW		7 0								
								LAST 10 GAMES						263 H Tennessee St.		10 0								
								268 H Austin Peay		9 5				263 H Tennessee St.		6 1								
								268 H Austin Peay		18 4				263 H Tennessee St.		4 0								
								98 H Murray St.		8 2				268 H Austin Peay		9 5								
								98 H Murray St.		5 2				268 H Austin Peay		18 4								
								89 H Georgia Tech		3 5														
								149 A Tennessee Tech		6 7														
								149 A Tennessee Tech		2 1														
								149 A Tennessee Tech		1 3														
								274 H Alabama St.		6 1														
								158 A Eastern Ill.		1 2														

**Non-Div. I Games:**

Jacksonville St.



RPI	S	Opponent	Score	
274	H	Alabama St.	6	1

Jacksonville St.

J  
a  
c  
k  
s  
o  
n  
v  
i  
l  
l  
e  
s  
t  
.

J  
a  
c  
k  
s  
o  
n  
v  
i  
l  
l  
e  
s  
t  
.



[illegible]

**Non-Div. I Games:**

Wichita St.



W  
i  
c  
h  
i  
t  
a  
s  
t  
.

Which it is.

Wichita St.







Drake

Drake



RPI	S	Opponent	Score
246	H	Evansville	8 0
256	N	Valparaiso	8 0

Drake



UNLV

Average RPI Win:	146	WON-LOST	WINNING	LAST 10	STRENGTH OF	OPP. STRENGTH	TEAM	ADJ	CONF.	ADJ CONF.		
Average RPI Loss:	63	RECORD	PCT. RANK	GAMES	SCHEDULE	OF SCHEDULE	RPI	RPI	RPI	RPI		
DIV. I ONLY		22-24-0	.47826	152	6-4-0	71	47	99	.52528	94	13	13
DIV. I NON-CONF.		14-17-0	.45161	154	0-3-0	16	17	64	.55253	64	11	11
<hr/>												
TOTALS	RPI 1-25	RPI 26-50		W-L RECORDS		RPI 51-100		RPI 101-150		RPI 150+		
22-24-0	0-9-0	1-6-0		OVERALL		3-4-0		9-3-0		9-2-0		
16-7-0	0-2-0	1-2-0		HOME		3-1-0		7-2-0		5-0-0		
4-10-0	0-5-0	0-3-0		AWAY		0-0-0		0-0-0		4-2-0		
2-7-0	0-2-0	0-1-0		NEUTRAL		0-3-0		2-1-0		0-0-0		
14-17-0	0-9-0	1-3-0		NON-CONFERENCE		3-4-0		8-1-0		2-0-0		
12-5-0	0-2-0	1-2-0		HOME		3-1-0		6-0-0		2-0-0		
0-5-0	0-5-0	0-0-		AWAY		0-0-0		0-0-0		0-0-0		
2-7-0	0-2-0	0-1-0		NEUTRAL		0-3-0		2-1-0		0-0-0		
8-7-0	0-0-0	0-3-0		CONFERENCE		0-0-0		1-2-0		7-2-0		
4-2-0	0-0-0	0-0-0		HOME		0-0-0		1-2-0		3-0-0		
4-5-0	0-0-0	0-3-0		AWAY		0-0-0		0-0-0		4-2-0		
0-0-0	0-0-0	0-0-0		NEUTRAL		0-0-0		0-0-0		0-0-0		
RPI	S	Opponent	Score	RPI	S	Opponent	Score	RPI	S	Opponent	Score	
12	A	Arizona	3 8	29	H	Utah	2 10	54	N	Ohio St.	8 10	
12	A	Arizona	6 16	34	H	Northwestern	8 7	56	H	Louisville	4 0	
15	N	Notre Dame	0 8	39	A	San Diego St.	3 7	57	H	BYU	5 6	
18	H	Minnesota	3 14	39	A	San Diego St.	1 5	70	H	Idaho St.	4 1	
19	A	California	1 3	39	A	San Diego St.	0 4	77	H	La.-Monroe	2 1	
19	A	California	1 9	49	H	New Mexico St.	0 1	84	N	Maryland	2 5	
19	A	California	4 9	49	N	New Mexico St.	0 7	96	N	Weber St.	0 7	
22	N	Baylor	0 8	LAST 10 GAMES								
23	H	Washington	7 10									

Non-Div. I Games:

UNLV



Average RPI Win:		209	WON-LOST RECORD		WINNING PCT. RANK		LAST 10 GAMES		STRENGTH OF SCHEDULE		OPP. STRENGTH OF SCHEDULE		TEAM RPI		ADJ RPI		CONF. RPI		ADJ CONF. RPI	
DIV. I ONLY			21-14-0		.6 83		9-1-0		133		173		95		.52478 95		28		28	
DIV. I NON-CONF.			7-12-0		.36842 192		0-0-0		24		69		108		.51819 109		28		28	
TOTALS		RPI 1-25		RPI 26-50		W-L RECORDS		RPI 51-100		RPI 101-150		RPI 150+								
21-14-0		1-2-0		0-4-0		OVERALL		2-2-0		0-2-0		18-4-0								
7-1-0		0-0-0		0-0-0		HOME		0-0-0		0-0-0		7-1-0								
10-7-0		0-1-0		0-2-0		AWAY		2-2-0		0-1-0		8-1-0								
4-6-0		1-1-0		0-2-0		NEUTRAL		0-0-0		0-1-0		3-2-0								
7-12-0		1-2-0		0-4-0		NON-CONFERENCE		2-2-0		0-2-0		4-2-0								
0-0-0		0-0-0		0-0-0		HOME		0-0-0		0-0-0		0-0-0								
3-6-0		0-1-0		0-0-		AWAY		2-2-0		0-1-0		1-0-0								
4-6-0		1-1-0		0-2-0		NEUTRAL		0-0-0		0-1-0		3-2-0								
14-2-0		0-0-0		0-0-0		CONFERENCE		0-0-0		0-0-0		14-2-0								
7-1-0		0-0-0		0-0-0		HOME		0-0-0		0-0-0		7-1-0								
7-1-0		0-0-0		0-0-0		AWAY		0-0-0		0-0-0		7-1-0								
0-0-0		0-0-0		0-0-0		NEUTRAL		0-0-0		0-0-0		0-0-0								
RPI	S	Opponent		Score		RPI	S	Opponent		Score		RPI	S	Opponent		Score				
3	N	Auburn		4 2		28	A	Texas		0 1		55	A	South Fla.		0 5				
3	N	Auburn		3 6		28	A	Texas		1 7		84	A	Maryland		8 18				
25	A	Hofstra		0 1		41	N	Marshall		0 9		84	A	Maryland		8 5				
						41	N	Marshall		0 1		87	A	St. John's (NY)		5 2				



Weber St.



Average RPI Win:	161	WON-LOST RECORD	WINNING PCT. RANK	LAST 10 GAMES	STRENGTH OF SCHEDULE	OPP. STRENGTH OF SCHEDULE	TEAM RPI	ADJ RPI	CONF. RPI	ADJ CONF. RPI				
DIV. I ONLY		28-19-0	.59574	86	8-2-0	140	145	98	.52422	97	14	14		
DIV. I NON-CONF.		19-16-0	.54286	113	0-0-0	84	153	95	.52879	96	14	14		
<hr/>														
TOTALS	RPI 1-25	RPI 26-50		W-L RECORDS		RPI 51-100		RPI 101-150		RPI 150+				
28-19-0	0-2-0	1-3-0		OVERALL		4-6-0		6-4-0		17-4-0				
11-12-0	0-2-0	0-3-0		HOME		1-4-0		1-2-0		9-1-0				
8-3-0	0-0-0	0-0-0		AWAY		1-0-0		2-1-0		5-2-0				
9-4-0	0-0-0	1-0-0		NEUTRAL		2-2-0		3-1-0		3-1-0				
19-16-0	0-2-0	1-3-0		NON-CONFERENCE		4-6-0		5-2-0		9-3-0				
5-9-0	0-2-0	0-3-0		HOME		1-4-0		0-0-0		4-0-0				
5-3-0	0-0-0	0-0-		AWAY		1-0-0		2-1-0		2-2-0				
9-4-0	0-0-0	1-0-0		NEUTRAL		2-2-0		3-1-0		3-1-0				
9-3-0	0-0-0	0-0-0		CONFERENCE		0-0-0		1-2-0		8-1-0				
6-3-0	0-0-0	0-0-0		HOME		0-0-0		1-2-0		5-1-0				
3-0-0	0-0-0	0-0-0		AWAY		0-0-0		0-0-0		3-0-0				
0-0-0	0-0-0	0-0-0		NEUTRAL		0-0-0		0-0-0		0-0-0				
RPI	S	Opponent	Score		RPI	S	Opponent	Score		RPI	S	Opponent	Score	
23	H	Washington	4	8	42	H	CSUN	3	8	61	A	Texas St.	4	3
23	H	Washington	6	13	42	H	CSUN	5	6	74	H	Tulsa	3	7
					42	H	CSUN	0	12	74	H	Tulsa	4	5
					42	N	CSUN	3	2	80	N	UTSA	0	10
										80	N	UTSA	1	10
										87	N	St. John's (NY)	8	5
										88	N	Texas Tech	7	4
										96	H	Weber St.	6	5
										96	H	Weber St.	6	10
										96	H	Weber St.	9	10
	</													

**Non-Div. I Games:**

## Grand Canyon



RPI	S	Opponent	Score	
229	H	Seattle	4	7
233	H	Northern Colo.	7	1
233	H	Northern Colo.	4	3
261	N	North Dakota	8	0

Grand Canyon

G  
r  
a  
n  
d  
C  
a  
n  
y  
o  
n

G  
r  
a  
n  
d  
C  
a  
n  
y  
o  
n



Average RPI Win: 190		WON-LOST	WINNING	LAST 10	STRENGTH OF		OPP. STRENGTH	TEAM	ADJ	CONF.	ADJ CONF.
Average RPI Loss: 90		RECORD	PCT. RANK	GAMES	SCHEDULE		OF SCHEDULE	RPI	RPI	RPI	RPI
DIV. I ONLY		27-16-0	.62791	73	6-4-0		157	165	91	.52392	98
DIV. I NON-CONF.		13-9-0	.59091	96	0-2-0		147	135	100	.52262	102
TOTALS		RPI 1-25	RPI 26-50		W-L RECORDS		RPI 51-100		RPI 101-150		RPI 150+
27-16-0		0-3-0	1-4-0		OVERALL		0-2-0		7-4-0		19-3-0
10-2-0		0-2-0	0-0-0		HOME		0-0-0		2-0-0		8-0-0
6-11-0		0-1-0	1-4-0		AWAY		0-2-0		3-1-0		2-3-0
11-3-0		0-0-0	0-0-0		NEUTRAL		0-0-0		2-3-0		9-0-0
13-9-0		0-3-0	0-2-0		NON-CONFERENCE		0-0-0		3-4-0		10-0-0
1-2-0		0-2-0	0-0-0		HOME		0-0-0		0-0-0		1-0-0
1-4-0		0-1-0	0-0-		AWAY		0-0-0		1-1-0		0-0-0
11-3-0		0-0-0	0-0-0		NEUTRAL		0-0-0		2-3-0		9-0-0
14-7-0		0-0-0	1-2-0		CONFERENCE		0-2-0		4-0-0		9-3-0
9-0-0		0-0-0	0-0-0		HOME		0-0-0		2-0-0		7-0-0
5-7-0		0-0-0	1-2-0		AWAY		0-2-0		2-0-0		2-3-0
0-0-0		0-0-0	0-0-0		NEUTRAL		0-0-0		0-0-0		0-0-0
RPI S	Opponent	Score	RPI S	Opponent	Score	RPI S	Opponent	Score	RPI S	Opponent	Score
14 H	Kentucky	2 5	31 A	Western Ky.	5 6	90 A	Jacksonville St.	2 8	104 N	Illinois	5 3
14 H	Kentucky	0 1	31 A	Western Ky.	1 5	90 A	Jacksonville St.	2 5	105 N	Boston College	6 9
20 A	Georgia	0 8	48 A	SIUE	4 6				108 A	Samford	5 6
			48 A	SIUE	4 5				123 A	Coastal Caro.	7 4
			48 A	SIUE	7 2				131 N	Bucknell	3 4
									132 H	Eastern Ky.	5 4
									132 H	Eastern Ky.	3 1
									148 N	Winthrop	6 8
									148 N	Winthrop	8 4
									149 A	Tennessee Tech	4 0
									149 A	Tennessee Tech	14 5
									158 A	Eastern Ill.	4 0
									158 A	Eastern Ill.	1 3
									158 A	Eastern Ill.	6 7
									163 H	Southern Ill.	6 4
									164 N	Nicholls St.	11 3
									164 N	Nicholls St.	4 3
									192 N	Bradley	7 1
									208 H	Southeast Mo. St.	6 5
									208 H	Southeast Mo. St.	2 1
									208 H	Southeast Mo. St.	4 3
									213 H	Morehead St.	6 0
									213 H	Morehead St.	8 0
									216 N	Wright St.	3 0
									216 N	Wright St.	12 3
									237 N	Gardner-Webb	16 0
									239 N	Sacred Heart	2 1
			LAST 10 GAMES								
			149 A	Tennessee Tech	14 5	208 H	Southeast Mo. St.	6 5	213 H	Morehead St.	8 0
			149 A	Tennessee Tech	4 0	208 H	Southeast Mo. St.	4 3	216 N	Wright St.	3 0
			90 A	Jacksonville St.	2 5	31 A	Western Ky.	5 6	216 N	Wright St.	12 3
			90 A	Jacksonville St.	2 8	31 A	Western Ky.	1 5	237 N	Gardner-Webb	16 0
			208 H	Southeast Mo. St.	2 1	213 H	Morehead St.	6 0	239 N	Sacred Heart	2 1

Non-Div. I Games:

Murray St.







Average RPI Win: 123		WON-LOST RECORD		WINNING PCT. RANK		LAST 10 GAMES		STRENGTH OF SCHEDULE		OPP. STRENGTH OF SCHEDULE		TEAM RPI		ADJ RPI		CONF. RPI		ADJ CONF. RPI	
DIV. I ONLY		16-33-0		.32653 237		5-5-0		19		40		106		.52318 99		6		6	
DIV. I NON-CONF.		9-23-0		.28125 240		0-1-0		11		29		111		.51535 110		6		6	
TOTALS		RPI 1-25		RPI 26-50		W-L RECORDS		RPI 51-100		RPI 101-150		RPI 150+							
16-33-0		2-11-0		0-6-0		OVERALL		5-6-0		2-7-0		7-3-0							
2-8-0		0-0-0		0-2-0		HOME		1-2-0		1-3-0		0-1-0							
9-12-0		2-8-0		0-0-0		AWAY		4-2-0		0-1-0		3-1-0							
5-13-0		0-3-0		0-4-0		NEUTRAL		0-2-0		1-3-0		4-1-0							
9-23-0		1-9-0		0-4-0		NON-CONFERENCE		2-3-0		1-5-0		5-2-0							
0-2-0		0-0-0		0-0-0		HOME		0-0-0		0-1-0		0-1-0							
4-8-0		1-6-0		0-0-		AWAY		2-1-0		0-1-0		1-0-0							
5-13-0		0-3-0		0-4-0		NEUTRAL		0-2-0		1-3-0		4-1-0							
7-10-0		1-2-0		0-2-0		CONFERENCE		3-3-0		1-2-0		2-1-0							
2-6-0		0-0-0		0-2-0		HOME		1-2-0		1-2-0		0-0-0							
5-4-0		1-2-0		0-0-0		AWAY		2-1-0		0-0-0		2-1-0							
0-0-0		0-0-0		0-0-0		NEUTRAL		0-0-0		0-0-0		0-0-0							
RPI S	Opponent	Score		RPI S	Opponent	Score		RPI S	Opponent	Score		RPI S	Opponent	Score					
1 A	Florida	0	8	33 N	North Carolina St.	5	6	51 N	North Dakota St.	1	9	104 H	Illinois	15	7				
1 A	Florida	0	8	39 N	San Diego St.	2	7	52 A	Cal St. Fullerton	12	11	104 H	Illinois	7	12				
4 A	Michigan	4	7	44 N	Fresno St.	0	9	73 A	Purdue	2	0	104 H	Illinois	7	15				
4 A	Michigan	0	6	47 H	Nebraska	2	12	73 A	Purdue	5	1	113 H	Iowa St.	4	5				
4 A	Michigan	6	4	47 H	Nebraska	7	16	73 A	Purdue	1	4	114 N	Missouri St.	2	3				
6 N	Oregon	1	2	50 N	San Jose St.	2	11	74 A	Tulsa	7	6	114 N	Missouri St.	2	6				
9 A	La.-Lafayette	3	4					84 H	Maryland	0	19	138 N	East Carolina	2	3				
13 A	Oklahoma	3	23					84 H	Maryland	14	15	138 N	East Carolina	5	1				
13 A	Oklahoma	2	8					84 H	Maryland	8	4	139 A	Oklahoma St.	5	6				
13 A	Oklahoma	0	9					93 A	Drake	0	1	156 A	Wisconsin	3	2				
21 A	UCF	3	2					93 N	Drake	0	8	156 A	Wisconsin	4	5				
25 N	Hofstra	3	9									156 A	Wisconsin	16	4				
25 N	Hofstra	3	4									166 A	UNI	12	4				
												172 H	Western Ill.	8	11				
												185 N	Southern Utah	2	0				
												195 N	LIU Brooklyn	10	2				
												211 N	Princeton	2	10				
												232 N	Green Bay	6	0				
												250 N	Florida A&M	2	0				
				LAST 10 GAMES															
								73 A	Purdue	5	1	156 A	Wisconsin	4	5				
								73 A	Purdue	1	4	156 A	Wisconsin	16	4				
								73 A	Purdue	2	0	104 H	Illinois	7	12				
								113 H	Iowa St.	4	5	104 H	Illinois	7	15				
								156 A	Wisconsin	3	2	104 H	Illinois	15	7				

Non-Div. I Games:

Iowa



Average RPI Win:		151	WON-LOST RECORD		WINNING PCT. RANK		LAST 10 GAMES		STRENGTH OF SCHEDULE		OPP. STRENGTH OF SCHEDULE		TEAM RPI		ADJ RPI		CONF. RPI		ADJ CONF. RPI		
DIV. I ONLY				27-22-0	.55102	111	4-6-0		107		77		94		.52257		100	9		9	
DIV. I NON-CONF.				19-9-0	.67857	60	2-0-0		187		147		86		.53328		87	8		8	
TOTALS		RPI 1-25		RPI 26-50		W-L RECORDS		RPI 51-100		RPI 101-150		RPI 150+									
27-22-0		0-2-0		6-6-0		OVERALL		3-5-0		3-4-0		15-5-0									
13-13-0		0-1-0		4-5-0		HOME		0-3-0		1-4-0		8-0-0									
6-6-0		0-0-0		2-1-0		AWAY		2-0-0		0-0-0		2-5-0									
8-3-0		0-1-0		0-0-0		NEUTRAL		1-2-0		2-0-0		5-0-0									
19-9-0		0-2-0		0-0-0		NON-CONFERENCE		3-5-0		3-1-0		13-1-0									
9-5-0		0-1-0		0-0-0		HOME		0-3-0		1-1-0		8-0-0									
2-1-0		0-0-0		0-0-		AWAY		2-0-0		0-0-0		0-1-0									
8-3-0		0-1-0		0-0-0		NEUTRAL		1-2-0		2-0-0		5-0-0									
8-13-0		0-0-0		6-6-0		CONFERENCE		0-0-0		0-3-0		2-4-0									
4-8-0		0-0-0		4-5-0		HOME		0-0-0		0-3-0		0-0-0									
4-5-0		0-0-0		2-1-0		AWAY		0-0-0		0-0-0		2-4-0									
0-0-0		0-0-0		0-0-0		NEUTRAL		0-0-0		0-0-0		0-0-0									
RPI	S	Opponent		Score		RPI	S	Opponent		Score		RPI	S	Opponent		Score					
5	N	Alabama		2	11	31	H	Western Ky.		0	6	53	H	Ole Miss		0	5				
21	H	UCF		3	8	31	H	Western Ky.		0	11	61	N	Texas St.		0	8				
						31	H	Western Ky.		2	1	73	H	Purdue		1	8				
						36	A	Fla. Atlantic		4	2	73	H	Purdue		0	8				
						36	A	Fla. Atlantic		1	5	78	N	McNeese St.		2	3				
						36	A	Fla. Atlantic		3	0	85	A	North Florida		7	6				
						41	H	Marshall		5	13	85	A	North Florida		10	0				
						41	H	Marshall		3	13	91	N	Wichita St.		6	5				
						41	H	Marshall		9	1										
						46	H	UAB		16	9										
						46	H	UAB		2	10										
						46	H	UAB		4	3										
						LAST 10 GAMES															
						31	H	Western Ky.		2	1	183	A	UTEP		2	3				
						31	H	Western Ky.		0	11	85	A	North Florida		10	0				
						31	H	Western Ky.		0	6	85	A	North Florida		7	6				
						183	A	UTEP		1	9	46	H	UAB		4	3				
						183	A	UTEP		10	11	46	H	UAB		2	10				

Non-Div. I Games:

FIU



Average RPI Win:	161	WON-LOST	WINNING	LAST 10	STRENGTH OF	OPP. STRENGTH	TEAM	ADJ	CONF.	ADJ CONF.			
Average RPI Loss:	92	RECORD	PCT. RANK	GAMES	SCHEDULE	OF SCHEDULE	RPI	RPI	RPI	RPI			
DIV. I ONLY	22-21-0	.51163	131	4-6-0	67	130	93	.52154	101	9	9		
DIV. I NON-CONF.	14-12-0	.53846	117	1-1-0	189	177	135	.49402	137	8	8		
<hr/>													
TOTALS	RPI 1-25	RPI 26-50		W-L RECORDS		RPI 51-100		RPI 101-150		RPI 150+			
22-21-0	0-0-0	3-8-0		OVERALL		6-6-0		0-3-0		13-4-0			
12-7-0	0-0-0	3-2-0		HOME		2-1-0		0-2-0		7-2-0			
6-11-0	0-0-0	0-5-0		AWAY		4-4-0		0-1-0		2-1-0			
4-3-0	0-0-0	0-1-0		NEUTRAL		0-1-0		0-0-0		4-1-0			
14-12-0	0-0-0	0-3-0		NON-CONFERENCE		3-3-0		0-3-0		11-3-0			
7-4-0	0-0-0	0-0-0		HOME		2-1-0		0-2-0		5-1-0			
3-5-0	0-0-0	0-0-		AWAY		1-1-0		0-1-0		2-1-0			
4-3-0	0-0-0	0-1-0		NEUTRAL		0-1-0		0-0-0		4-1-0			
8-9-0	0-0-0	3-5-0		CONFERENCE		3-3-0		0-0-0		2-1-0			
5-3-0	0-0-0	3-2-0		HOME		0-0-0		0-0-0		2-1-0			
3-6-0	0-0-0	0-3-0		AWAY		3-3-0		0-0-0		0-0-0			
0-0-0	0-0-0	0-0-0		NEUTRAL		0-0-0		0-0-0		0-0-0			
RPI	S	Opponent	Score	RPI	S	Opponent	Score	RPI	S	Opponent	Score		
				28	N	Texas	0 5	66	N	Kent St.	0 1		
				32	A	South Carolina	3 9	76	H	Elon	3 0		
				35	A	North Carolina	0 7	80	A	UTSA	2 0		
				36	A	Fla. Atlantic	1 3	80	A	UTSA	2 3		
				36	A	Fla. Atlantic	0 1	80	A	UTSA	2 13		
				36	A	Fla. Atlantic	0 1	83	A	Furman	0 1		
				41	H	Marshall	4 0	83	A	Furman	6 0		
				41	H	Marshall	5 7	83	H	Furman	6 2		
				41	H	Marshall	8 1	83	H	Furman	5 6		
				46	H	UAB	3 4	86	A	Louisiana Tech	1 4		
				46	H	UAB	1 0	86	A	Louisiana Tech	9 4		
								86	A	Louisiana Tech	2 1		
										127	A	UNCG	2 5
										144	H	Western Caro.	1 5
										144	H	Western Caro.	3 4
										162	A	Appalachian St.	9 12
										179	H	Middle Tenn.	7 1
										179	H	Middle Tenn.	3 2
										179	H	Middle Tenn.	2 10
										180	N	St. Bonaventure	6 7
										199	N	Robert Morris	5 4
										199	N	Robert Morris	1 0
										201	H	Ohio	15 2
										201	N	Ohio	11 3
										228	N	Fairleigh Dickinson	7 6
										230	A	Army West Point	8 3
										230	H	Army West Point	3 2
										237	H	Gardner-Webb	10 2
										237	H	Gardner-Webb	3 4
										276	A	Quinnipiac	11 1
										279	H	N.C. Central	11 10
										279	H	N.C. Central	10 0
<hr/>													
LAST 10 GAMES													
				46	H	UAB	1 0	83	H	Furman	6 2		
				46	H	UAB	3 4	83	H	Furman	5 6		
				36	A	Fla. Atlantic	0 1	179	H	Middle Tenn.	2 10		
				36	A	Fla. Atlantic	1 3	179	H	Middle Tenn.	7 1		
				36	A	Fla. Atlantic	0 1	179	H	Middle Tenn.	3 2		

Non-Div. I Games:

Charlotte



Average RPI Win: 193		WON-LOST RECORD		WINNING PCT. RANK		LAST 10 GAMES		STRENGTH OF SCHEDULE		OPP. STRENGTH OF SCHEDULE		TEAM RPI		ADJ RPI		CONF. RPI		ADJ CONF. RPI					
DIV. I ONLY		21-13-0		.61765 78		8-2-0		170		200		111		.52149 102		26		26					
DIV. I NON-CONF.		14-11-0		.56 106		3-1-0		85		229		97		.53 94		25		25					
TOTALS		RPI 1-25		RPI 26-50		W-L RECORDS		RPI 51-100		RPI 101-150		RPI 150+											
21-13-0		2-1-0		0-0-0		OVERALL		1-7-0		6-3-0		12-2-0											
7-4-0		0-0-0		0-0-0		HOME		0-3-0		4-1-0		3-0-0											
8-4-0		2-0-0		0-0-0		AWAY		0-1-0		2-2-0		4-0-0											
6-5-0		0-1-0		0-0-0		NEUTRAL		1-2-0		0-0-0		5-2-0											
14-11-0		2-1-0		0-0-0		NON-CONFERENCE		1-7-0		2-1-0		9-2-0											
5-3-0		0-0-0		0-0-0		HOME		0-3-0		2-0-0		3-0-0											
3-3-0		2-0-0		0-0-		AWAY		0-2-0		0-1-0		1-0-0											
6-5-0		0-1-0		0-0-0		NEUTRAL		1-2-0		0-0-0		5-2-0											
7-2-0		0-0-0		0-0-0		CONFERENCE		0-0-0		4-2-0		3-0-0											
2-1-0		0-0-0		0-0-0		HOME		0-0-0		2-1-0		0-0-0											
5-1-0		0-0-0		0-0-0		AWAY		0-0-0		2-1-0		3-0-0											
0-0-0		0-0-0		0-0-0		NEUTRAL		0-0-0		0-0-0		0-0-0											
RPI	S	Opponent		Score		RPI	S	Opponent		Score		RPI	S	Opponent		Score							
17	A	James Madison		6	4							122	A	FGCU		2	10						
24	N	Kansas		4	5							125	H	Central Conn. St.		1	0						
25	A	Hofstra		4	0							125	H	Central Conn. St.		7	6						
												126	A	Maine		2	4						
												126	A	Maine		4	0						
												126	A	Maine		2	1						
												141	H	Binghamton		3	0						
												141	H	Binghamton		7	13						
												141	H	Binghamton		15	0						
												212	N	Bethune-Cookman		3	2						
												214	N	Oakland		1	8						
												214	N	Oakland		6	9						
												239	A	Sacred Heart		12	6						
												246	H	Columbia		8	0						
												249	H	Fairfield		7	2						
												249	H	Fairfield		4	2						
												265	N	Siena		2	0						
												265	N	Siena		11	6						
												272	N	Mt. St. Mary's		3	2						
												286	N	Morgan St.		15	0						
												287	A	Hartford		12	0						
												287	A	Hartford		16	3						
												287	A	Hartford		8	0						
LAST 10 GAMES																							
				126	A	Maine	2	1	249	H	Fairfield	4	2	287						A	Hartford	12	0
				126	A	Maine	2	4	287						A	Hartford	16	3					
				126	A	Maine	4	0	287						A	Hartford	8	0					
				25	A	Hofstra	4	0	87						H	St. John's (NY)	2	9					
				249	H	Fairfield	7	2															

Non-Div. I Games:

Stony Brook



Average RPI Win:		129	WON-LOST RECORD		WINNING PCT. RANK		LAST 10 GAMES		STRENGTH OF SCHEDULE		OPP. STRENGTH OF SCHEDULE		TEAM RPI		ADJ RPI		CONF. RPI		ADJ CONF. RPI	
Average RPI Loss:		85																		
DIV. I ONLY			23-23-0		.5 132		3-6-0		99		43		109		.52096 103		6		6	
DIV. I NON-CONF.			17-12-0		.58621 97		0-0-0		38		54		57		.56207 57		6		6	
TOTALS		RPI 1-25		RPI 26-50		W-L RECORDS		RPI 51-100		RPI 101-150		RPI 150+								
23-23-0		0-3-0		1-8-0		OVERALL		6-4-0		7-5-0		9-3-0								
7-6-0		0-0-0		0-3-0		HOME		3-0-0		2-3-0		2-0-0								
7-12-0		0-0-0		1-4-0		AWAY		0-3-0		3-2-0		3-1-0								
9-5-0		0-3-0		0-0-0		NEUTRAL		3-1-0		2-0-0		4-1-0								
17-12-0		0-3-0		1-5-0		NON-CONFERENCE		4-1-0		5-1-0		7-2-0								
5-0-0		0-0-0		0-0-0		HOME		1-0-0		2-0-0		2-0-0								
3-7-0		0-0-0		1-0-		AWAY		0-0-0		1-1-0		1-1-0								
9-5-0		0-3-0		0-0-0		NEUTRAL		3-1-0		2-0-0		4-1-0								
6-11-0		0-0-0		0-3-0		CONFERENCE		2-3-0		2-4-0		2-1-0								
2-6-0		0-0-0		0-3-0		HOME		2-0-0		0-3-0		0-0-0								
4-5-0		0-0-0		0-0-0		AWAY		0-3-0		2-1-0		2-1-0								
0-0-0		0-0-0		0-0-0		NEUTRAL		0-0-0		0-0-0		0-0-0								
RPI S	Opponent		Score		RPI S	Opponent		Score		RPI S	Opponent		Score		RPI S	Opponent		Score		
11 N	Missouri		7	11	26 A	Texas A&M		4	3	54 H	Ohio St.		7	6	114 N	Missouri St.		4	3	
17 N	James Madison		1	2	26 A	Texas A&M		0	8	54 H	Ohio St.		11	6	114 N	Missouri St.		6	1	
24 N	Kansas		0	8	30 A	Mississippi St.		3	9	59 H	Pittsburgh		3	1	131 H	Bucknell		13	1	
					30 A	Mississippi St.		2	10	71 N	Fordham		6	1	131 H	Bucknell		9	8	
					30 A	Mississippi St.		5	10	82 N	Arkansas		6	4	142 A	Pacific		1	2	
					34 H	Northwestern		5	13	84 A	Maryland		3	5	142 A	Pacific		2	1	
					34 H	Northwestern		4	5	84 A	Maryland		6	8	146 A	Michigan St.		7	4	
					34 H	Northwestern		0	10	84 A	Maryland		6	7	146 A	Michigan St.		11	10	
					36 A	Fla. Atlantic		0	7	89 N	Georgia Tech		3	2	146 A	Michigan St.		6	8	
										97 N	Grand Canyon		1	4	150 H	Indiana		4	5	
															150 H	Indiana		4	7	
															150 H	Indiana		3	9	
															156 A	Wisconsin		15	5	
															156 A	Wisconsin		13	14	
															156 A	Wisconsin		11	8	
															172 N	Western Ill.		6	2	
															173 A	Sacramento St.		9	1	
															173 A	Sacramento St.		1	6	
															176 N	Loyola Marymount		1	0	
															176 N	Loyola Marymount		4	0	
															195 N	LIU Brooklyn		9	1	
															199 H	Robert Morris		9	1	
															199 H	Robert Morris		2	0	
															231 N	Eastern Mich.		1	2	
				LAST 10 GAMES																
				84 A	Maryland		3	5	150 H	Indiana		4	7	199 H	Robert Morris		2	0		
				84 A	Maryland		6	7	150 H	Indiana		4	5	231 N	Eastern Mich.		1	2		
				84 A	Maryland		6	8	150 H	Indiana		3	9							
				54 H	Ohio St.		7	6	156 A	Wisconsin		15	5							
				54 H	Ohio St.		11	6	156 A	Wisconsin		11	8							

Non-Div. I Games:

Penn St.



Average RPI Win:	132	WON-LOST RECORD	WINNING PCT. RANK	LAST 10 GAMES	STRENGTH OF SCHEDULE	OPP. STRENGTH OF SCHEDULE	TEAM RPI	ADJ RPI	CONF. RPI	ADJ CONF. RPI	
DIV. I ONLY		21-22-0	.48837 145	9-1-0	86	49	104	.52043 104	6	6	
DIV. I NON-CONF.		11-17-0	.39286 179	2-0-0	76	51	130	.49998 128	6	6	
<hr/>											
TOTALS	RPI 1-25	RPI 26-50		W-L RECORDS	RPI 51-100		RPI 101-150		RPI 150+		
21-22-0	0-8-0	1-1-0		OVERALL	5-5-0		9-4-0		6-4-0		
7-5-0	0-3-0	0-0-0		HOME	0-1-0		4-0-0		3-1-0		
8-8-0	0-4-0	1-1-0		AWAY	5-2-0		1-1-0		1-0-0		
6-9-0	0-1-0	0-0-0		NEUTRAL	0-2-0		4-3-0		2-3-0		
11-17-0	0-5-0	1-1-0		NON-CONFERENCE	0-4-0		6-4-0		4-3-0		
2-1-0	0-0-0	0-0-0		HOME	0-1-0		1-0-0		1-0-0		
3-7-0	0-4-0	1-0-		AWAY	0-1-0		1-1-0		1-0-0		
6-9-0	0-1-0	0-0-0		NEUTRAL	0-2-0		4-3-0		2-3-0		
10-5-0	0-3-0	0-0-0		CONFERENCE	5-1-0		3-0-0		2-1-0		
5-4-0	0-3-0	0-0-0		HOME	0-0-0		3-0-0		2-1-0		
5-1-0	0-0-0	0-0-0		AWAY	5-1-0		0-0-0		0-0-0		
0-0-0	0-0-0	0-0-0		NEUTRAL	0-0-0		0-0-0		0-0-0		
RPI S	Opponent	Score	RPI S	Opponent	Score	RPI S	Opponent	Score	RPI S	Opponent	Score
7 A	UCLA	2 9	30 A	Mississippi St.	4 3	51 H	North Dakota St.	0 3	107 H	Illinois St.	5 4
7 A	UCLA	0 14	30 A	Mississippi St.	8 9	55 A	South Fla.	2 5	112 A	Houston	10 7
11 N	Missouri	5 17				84 A	Maryland	14 8	112 A	Houston	2 12
18 H	Minnesota	2 3				84 A	Maryland	7 3	124 N	UC Davis	1 3
18 H	Minnesota	2 14				84 A	Maryland	5 4	124 N	UC Davis	5 4
18 H	Minnesota	1 11				86 N	Louisiana Tech	2 3	130 N	New Mexico	12 4
20 A	Georgia	3 11				98 N	Murray St.	3 5	130 N	New Mexico	4 12
20 A	Georgia	0 5				99 A	Iowa	12 7	136 N	Ga. Southern	14 10
						99 A	Iowa	15 7	138 N	East Carolina	7 6
						99 A	Iowa	7 15	148 N	Winthrop	1 5
									150 H	Indiana	9 8
									150 H	Indiana	22 12
									150 H	Indiana	9 6
									153 A	DePaul	6 0
									156 H	Wisconsin	12 8
									156 H	Wisconsin	5 3
									156 H	Wisconsin	7 11
									160 H	Indiana St.	5 3
									175 N	Lamar	6 5
									184 N	A&M-Corpus Christi	4 6
									190 N	UT Martin	5 6
									196 N	Providence	5 8
									285 N	Coppin St.	13 0
			LAST 10 GAMES								
			156 H	Wisconsin	12 8	84 A	Maryland	14 8			
			156 H	Wisconsin	5 3	84 A	Maryland	7 3			
			156 H	Wisconsin	7 11	160 H	Indiana St.	5 3			
			153 A	DePaul	6 0	99 A	Iowa	12 7			
			84 A	Maryland	5 4	99 A	Iowa	15 7			



Average RPI Win: 169		WON-LOST RECORD		WINNING PCT. RANK		LAST 10 GAMES		STRENGTH OF SCHEDULE		OPP. STRENGTH OF SCHEDULE		TEAM RPI		ADJ RPI		CONF. RPI		ADJ CONF. RPI	
DIV. I ONLY		19-19-0		.5 132		4-6-0		77		81		101		.52021 105		4		4	
DIV. I NON-CONF.		16-7-0		.69565 53		1-0-0		134		209		66		.54691 71		4		4	
TOTALS		RPI 1-25		RPI 26-50		W-L RECORDS		RPI 51-100		RPI 101-150		RPI 150+							
19-19-0		0-8-0		0-3-0		OVERALL		3-2-0		6-1-0		10-5-0							
3-4-0		0-3-0		0-0-0		HOME		2-1-0		0-0-0		1-0-0							
4-11-0		0-5-0		0-3-0		AWAY		0-1-0		2-0-0		2-2-0							
12-4-0		0-0-0		0-0-0		NEUTRAL		1-0-0		4-1-0		7-3-0							
16-7-0		0-2-0		0-0-0		NON-CONFERENCE		1-1-0		6-1-0		9-3-0							
1-0-0		0-0-0		0-0-0		HOME		0-0-0		0-0-0		1-0-0							
3-3-0		0-2-0		0-0-		AWAY		0-1-0		2-0-0		1-0-0							
12-4-0		0-0-0		0-0-0		NEUTRAL		1-0-0		4-1-0		7-3-0							
3-12-0		0-6-0		0-3-0		CONFERENCE		2-1-0		0-0-0		1-2-0							
2-4-0		0-3-0		0-0-0		HOME		2-1-0		0-0-0		0-0-0							
1-8-0		0-3-0		0-3-0		AWAY		0-0-0		0-0-0		1-2-0							
0-0-0		0-0-0		0-0-0		NEUTRAL		0-0-0		0-0-0		0-0-0							
RPI	S	Opponent		Score		RPI	S	Opponent		Score		RPI	S	Opponent		Score			
8	A	Florida St.		0 5		35	A	North Carolina		2 5		55	A	South Fla.		1 3			
8	A	Florida St.		1 5		35	A	North Carolina		0 1		89	H	Georgia Tech		1 0			
8	A	Florida St.		1 2		35	A	North Carolina		7 15		89	H	Georgia Tech		5 2			
15	H	Notre Dame		2 10								89	H	Georgia Tech		2 10			
15	H	Notre Dame		2 5								98	N	Murray St.		9 6			
15	H	Notre Dame		5 8															
21	A	UCF		0 3															
21	A	UCF		0 4															

Non-Div. I Games:

Boston College



Longwood

Longwood



Average RPI Win: 169		WON-LOST	WINNING	LAST 10	STRENGTH OF		OPP. STRENGTH	TEAM	ADJ	CONF.	ADJ CONF.
Average RPI Loss: 67		RECORD	PCT. RANK	GAMES	SCHEDULE		OF SCHEDULE	RPI	RPI	RPI	RPI
DIV. I ONLY		20-26-0	.43478	181	3-7-0		51	64	107	.5192	107
DIV. I NON-CONF.		9-18-0	.33333	206	0-1-0		2	12	72	.54465	75
TOTALS		RPI 1-25	RPI 26-50		W-L RECORDS		RPI 51-100		RPI 101-150		RPI 150+
20-26-0		0-10-0	0-2-0		OVERALL		3-6-0		2-4-0		15-4-0
6-5-0		0-0-0	0-0-0		HOME		0-0-0		0-3-0		6-2-0
6-14-0		0-4-0	0-2-0		AWAY		1-5-0		0-1-0		5-2-0
8-7-0		0-6-0	0-0-0		NEUTRAL		2-1-0		2-0-0		4-0-0
9-18-0		0-10-0	0-2-0		NON-CONFERENCE		3-3-0		2-2-0		4-1-0
0-1-0		0-0-0	0-0-0		HOME		0-0-0		0-1-0		0-0-0
1-10-0		0-4-0	0-0-		AWAY		1-2-0		0-1-0		0-1-0
8-7-0		0-6-0	0-0-0		NEUTRAL		2-1-0		2-0-0		4-0-0
11-8-0		0-0-0	0-0-0		CONFERENCE		0-3-0		0-2-0		11-3-0
6-4-0		0-0-0	0-0-0		HOME		0-0-0		0-2-0		6-2-0
5-4-0		0-0-0	0-0-0		AWAY		0-3-0		0-0-0		5-1-0
0-0-0		0-0-0	0-0-0		NEUTRAL		0-0-0		0-0-0		0-0-0
RPI S	Opponent	Score	RPI S	Opponent	Score	RPI S	Opponent	Score	RPI S	Opponent	Score
1 A	Florida	1 4	26 A	Texas A&M	3 7	55 A	South Fla.	0 7	104 A	Illinois	4 5
1 N	Florida	0 8	26 A	Texas A&M	1 16	56 A	Louisville	4 3	109 N	North Texas	10 4
4 N	Michigan	1 4				56 A	Louisville	2 10	114 H	Missouri St.	0 11
10 A	Tennessee	3 19				80 N	UTSA	2 7	114 H	Missouri St.	0 4
10 A	Tennessee	0 6				80 N	UTSA	7 0	121 N	Jacksonville	8 7
13 N	Oklahoma	2 7				81 N	Mercer	1 0	134 H	Northern Ill.	3 6
16 A	Arizona St.	4 9				91 A	Wichita St.	1 5	151 N	Liberty	3 2
23 N	Washington	1 9				91 A	Wichita St.	5 7	153 A	DePaul	6 7
24 N	Kansas	2 10				91 A	Wichita St.	4 12	160 A	Indiana St.	6 1
24 N	Kansas	2 4							160 A	Indiana St.	5 8
									160 A	Indiana St.	10 9
									163 H	Southern Ill.	10 2
									163 H	Southern Ill.	8 0
									163 H	Southern Ill.	2 4
									166 H	UNI	4 6
									166 H	UNI	11 6
									166 H	UNI	5 3
									192 H	Bradley	2 1
									192 H	Bradley	10 2
									215 N	Boston U.	4 1
									215 N	Boston U.	6 5
									246 A	Evansville	14 5
									246 A	Evansville	9 1
									246 A	Evansville	11 5
									254 N	Hampton	5 1
			LAST 10 GAMES								
			114 H	Missouri St.	0 4	91 A	Wichita St.	5 7			
			114 H	Missouri St.	0 11	91 A	Wichita St.	4 12			
			192 H	Bradley	10 2	153 A	DePaul	6 7			
			192 H	Bradley	2 1	163 H	Southern Ill.	2 4			
			91 A	Wichita St.	1 5	163 H	Southern Ill.	8 0			

Non-Div. I Games:

Illinois St.



Average RPI Win: 166		WON-LOST RECORD		WINNING PCT. RANK		LAST 10 GAMES		STRENGTH OF SCHEDULE		OPP. STRENGTH OF SCHEDULE		TEAM RPI		ADJ RPI		CONF. RPI		ADJ CONF. RPI	
DIV. I ONLY		28-19-0		.59574 86		4-6-0		144		115		97		.51919 108		11		12	
DIV. I NON-CONF.		19-13-0		.59375 93		0-1-0		157		152		104		.5184 108		12		12	
TOTALS		RPI 1-25		RPI 26-50		W-L RECORDS		RPI 51-100		RPI 101-150		RPI 150+							
28-19-0		0-4-0		0-1-0		OVERALL		5-5-0		10-6-0		13-3-0							
14-7-0		0-1-0		0-0-0		HOME		4-4-0		0-2-0		10-0-0							
7-8-0		0-3-0		0-0-0		AWAY		0-0-0		6-3-0		1-2-0							
7-4-0		0-0-0		0-1-0		NEUTRAL		1-1-0		4-1-0		2-1-0							
19-13-0		0-4-0		0-1-0		NON-CONFERENCE		2-2-0		7-3-0		10-3-0							
8-4-0		0-1-0		0-0-0		HOME		1-1-0		0-2-0		7-0-0							
4-5-0		0-3-0		0-0-0		AWAY		0-0-0		3-0-0		1-2-0							
7-4-0		0-0-0		0-1-0		NEUTRAL		1-1-0		4-1-0		2-1-0							
9-6-0		0-0-0		0-0-0		CONFERENCE		3-3-0		3-3-0		3-0-0							
6-3-0		0-0-0		0-0-0		HOME		3-3-0		0-0-0		3-0-0							
3-3-0		0-0-0		0-0-0		AWAY		0-0-0		3-3-0		0-0-0							
0-0-0		0-0-0		0-0-0		NEUTRAL		0-0-0		0-0-0		0-0-0							
RPI S	Opponent	Score		RPI S	Opponent	Score		RPI S	Opponent	Score		RPI S	Opponent	Score					
3 A	Auburn	0	13	48 N	SIUE	2	7	53 H	Ole Miss	8	13	114 N	Missouri St.	2	1				
5 H	Alabama	1	7					54 N	Ohio St.	0	10	114 N	Missouri St.	6	8				
13 A	Oklahoma	0	14					61 N	Texas St.	2	1	121 A	Jacksonville	6	0				
13 A	Oklahoma	0	9					81 H	Mercer	1	5	121 A	Jacksonville	10	2				
								81 H	Mercer	0	2	121 A	Jacksonville	3	2				
								81 H	Mercer	2	0	127 A	UNCG	8	0				
								83 H	Furman	9	11	127 A	UNCG	11	3				
								83 H	Furman	1	0	127 A	UNCG	5	3				
								83 H	Furman	4	2	128 N	Syracuse	6	5				
								98 H	Murray St.	6	5	143 N	UConn	8	4				
												144 A	Western Caro.	1	2				
												144 A	Western Caro.	2	3				
												144 A	Western Caro.	0	6				
												147 N	Central Mich.	15	7				
												149 H	Tennessee Tech	5	10				
												149 H	Tennessee Tech	7	8				
												152 N	Butler	0	9				
												164 H	Nicholls St.	4	3				
												167 N	Miami (OH)	5	0				
												203 H	East Tenn. St.	4	1				
												203 H	East Tenn. St.	7	6				
												203 H	East Tenn. St.	5	1				
												237 H	Gardner-Webb	12	8				
												237 H	Gardner-Webb	9	0				
												242 N	Loyola Chicago	5	4				
												256 H	Valparaiso	6	5				
												256 H	Valparaiso	12	1				

Non-Div. I Games:

Samford



RPI	S	Opponent	Score	
262	H	Houston Baptist	4	3
268	A	Austin Peay	6	8
268	A	Austin Peay	7	8
274	A	Alabama St.	6	1
274	H	Alabama St.	10	4

Samford

S  
a  
m  
f  
o  
r  
d

S  
a  
m  
f  
o  
r  
d



Average RPI Win:		154	WON-LOST RECORD		WINNING PCT. RANK	LAST 10 GAMES	STRENGTH OF SCHEDULE		OPP. STRENGTH OF SCHEDULE	TEAM RPI	ADJ RPI	CONF. RPI	ADJ CONF. RPI				
Average RPI Loss:		70															
DIV. I ONLY			16-23-0		.41026	192	2-8-0		43	72	110	.51902	109	9	9		
DIV. I NON-CONF.			8-14-0		.36364	195	0-2-0		99	47	155	.48656	152	8	8		
TOTALS		RPI 1-25		RPI 26-50		W-L RECORDS		RPI 51-100		RPI 101-150		RPI 150+					
16-23-0		1-5-0		0-9-0		OVERALL		6-2-0		2-4-0		7-3-0					
8-10-0		0-1-0		0-3-0		HOME		3-1-0		0-2-0		5-3-0					
4-8-0		1-1-0		0-6-0		AWAY		3-0-0		0-1-0		0-0-0					
4-5-0		0-3-0		0-0-0		NEUTRAL		0-1-0		2-1-0		2-0-0					
8-14-0		1-5-0		0-1-0		NON-CONFERENCE		1-1-0		2-4-0		4-3-0					
3-6-0		0-1-0		0-0-0		HOME		1-0-0		0-2-0		2-3-0					
1-3-0		1-1-0		0-0-		AWAY		0-0-0		0-1-0		0-0-0					
4-5-0		0-3-0		0-0-0		NEUTRAL		0-1-0		2-1-0		2-0-0					
8-9-0		0-0-0		0-8-0		CONFERENCE		5-1-0		0-0-0		3-0-0					
5-4-0		0-0-0		0-3-0		HOME		2-1-0		0-0-0		3-0-0					
3-5-0		0-0-0		0-5-0		AWAY		3-0-0		0-0-0		0-0-0					
0-0-0		0-0-0		0-0-0		NEUTRAL		0-0-0		0-0-0		0-0-0					
RPI	S	Opponent		Score		RPI	S	Opponent		Score		RPI	S	Opponent		Score	
6	N	Oregon		0	9	26	A	Texas A&M		9	13	74	H	Tulsa		4	2
16	A	Arizona St.		2	10	31	H	Western Ky.		8	14	74	N	Tulsa		3	6
22	A	Baylor		1	0	31	H	Western Ky.		0	4	80	H	UTSA		3	5
22	H	Baylor		5	8	31	H	Western Ky.		0	4	80	H	UTSA		3	2
23	N	Washington		2	5	41	A	Marshall		8	16	80	H	UTSA		5	2
23	N	Washington		5	11	41	A	Marshall		0	1	100	A	FIU		4	0
						46	A	UAB		4	5	100	A	FIU		6	4
						46	A	UAB		2	5	100	A	FIU		5	4
						46	A	UAB		1	6						

Non-Div. I Games:

North Texas



# Stetson

Stetson



Average RPI Win:	199	WON-LOST RECORD	WINNING PCT. RANK	LAST 10 GAMES		STRENGTH OF SCHEDULE	OPP. STRENGTH OF SCHEDULE	TEAM RPI	ADJ RPI	CONF. RPI	ADJ CONF. RPI
DIV. I ONLY		25-15-0	.625 74	4-6-0		179	140	102	.51654 111	24	23
DIV. I NON-CONF.		9-11-0	.45 155	1-3-0		102	52	120	.50181 127	22	22
<hr/>											
TOTALS	RPI 1-25		RPI 26-50	W-L RECORDS		RPI 51-100			RPI 101-150		RPI 150+
25-15-0	1-5-0		0-1-0	OVERALL		2-3-0			2-3-0		20-3-0
14-2-0	0-0-0		0-0-0	HOME		1-0-0			1-0-0		12-2-0
4-9-0	0-3-0		0-0-0	AWAY		1-3-0			0-3-0		3-0-0
7-4-0	1-2-0		0-1-0	NEUTRAL		0-0-0			1-0-0		5-1-0
9-11-0	1-5-0		0-1-0	NON-CONFERENCE		1-1-0			2-3-0		5-1-0
4-0-0	0-0-0		0-0-0	HOME		1-0-0			1-0-0		2-0-0
0-7-0	0-3-0		0-0-	AWAY		0-1-0			0-3-0		0-0-0
5-4-0	1-2-0		0-1-0	NEUTRAL		0-0-0			1-0-0		3-1-0
16-4-0	0-0-0		0-0-0	CONFERENCE		1-2-0			0-0-0		15-2-0
10-2-0	0-0-0		0-0-0	HOME		0-0-0			0-0-0		10-2-0
4-2-0	0-0-0		0-0-0	AWAY		1-2-0			0-0-0		3-0-0
2-0-0	0-0-0		0-0-0	NEUTRAL		0-0-0			0-0-0		2-0-0
<hr/>											
RPI S	Opponent	Score	RPI S	Opponent	Score	RPI S	Opponent	Score	RPI S	Opponent	Score
2 A	LSU	0 8	33 N	North Carolina St.	0 7	63 A	Northwestern St.	1 0	119 A	Texas-Arlington	0 8
9 A	La.-Lafayette	0 8				63 A	Northwestern St.	0 2	119 A	Texas-Arlington	1 2
13 A	Oklahoma	6 12				63 A	Northwestern St.	7 9	137 H	Delaware	7 2
15 N	Notre Dame	1 4				77 A	La.-Monroe	0 4	138 N	East Carolina	2 1
25 N	Hofstra	3 2				77 H	La.-Monroe	8 0	139 A	Oklahoma St.	0 4
25 N	Hofstra	0 8							164 H	Nicholls St.	11 4
									164 H	Nicholls St.	4 3
									164 H	Nicholls St.	5 6
									184 H	A&M-Corpus Christi	8 7
									184 H	A&M-Corpus Christi	8 0
									184 H	A&M-Corpus Christi	12 3
									193 H	Stephen F. Austin	9 2
									193 H	Stephen F. Austin	13 6
									193 H	Stephen F. Austin	5 3
									220 H	Southeastern La.	0 2
									220 H	Southeastern La.	8 1
									220 H	Southeastern La.	10 7
									227 N	Radford	6 1
									239 N	Sacred Heart	1 3
									258 A	Abilene Christian	5 4
									258 A	Abilene Christian	7 6
									258 A	Abilene Christian	6 4
									263 N	Tennessee St.	7 0
									264 H	Mississippi Val.	8 0
									264 N	Mississippi Val.	11 2
									277 N	Incarnate Word	9 0
									277 N	Incarnate Word	13 2
<hr/>											
			LAST 10 GAMES								
			264 H	Mississippi Val.	8 0	119 A	Texas-Arlington	1 2			
			220 H	Southeastern La.	0 2	63 A	Northwestern St.	7 9	264 H	Mississippi Val.	8 0
			220 H	Southeastern La.	8 1	63 A	Northwestern St.	0 2	264 N	Mississippi Val.	11 2
			220 H	Southeastern La.	10 7	63 A	Northwestern St.	1 0	277 N	Incarnate Word	9 0
			119 A	Texas-Arlington	0 8	13 A	Oklahoma	6 12	277 N	Incarnate Word	13 2

**Non-Div. I Games:**

## Lyon

8 0

## Lyon

8 0

Central Ark.



RPI	S	Opponent	Score	
290	H	Ark.-Pine Bluff	11	2

Central Ark.

C  
e  
n  
t  
r  
a  
l  
A  
r  
k  
.

C  
e  
n  
t  
r  
a  
l  
A  
r  
k  
.



**Non-Div. I Games:**

Houston



RPI	S	Opponent	Score	
267	N	Jackson St.	3	4

Houston

H  
o  
u  
s  
t  
o  
n

H  
o  
u  
s  
t  
o  
n



I o w a s t .

How was it?

Iowa St.



Average RPI Win: 177		WON-LOST RECORD		WINNING PCT. RANK		LAST 10 GAMES		STRENGTH OF SCHEDULE		OPP. STRENGTH OF SCHEDULE		TEAM RPI		ADJ RPI		CONF. RPI		ADJ CONF. RPI											
DIV. I ONLY		26-18-0		.59091 91		9-1-0		169		114		112		.51534 114		16		16											
DIV. I NON-CONF.		12-13-0		.48 139		0-0-0		88		83		110		.51332 111		15		15											
TOTALS		RPI 1-25		RPI 26-50		W-L RECORDS		RPI 51-100		RPI 101-150		RPI 150+																	
26-18-0		0-3-0		0-3-0		OVERALL		6-6-0		3-3-0		17-3-0																	
10-4-0		0-0-0		0-0-0		HOME		1-3-0		0-0-0		9-1-0																	
8-10-0		0-3-0		0-2-0		AWAY		2-3-0		2-0-0		4-2-0																	
8-4-0		0-0-0		0-1-0		NEUTRAL		3-0-0		1-3-0		4-0-0																	
12-13-0		0-3-0		0-3-0		NON-CONFERENCE		4-3-0		1-3-0		7-1-0																	
3-2-0		0-0-0		0-0-0		HOME		0-1-0		0-0-0		3-1-0																	
1-7-0		0-3-0		0-0-		AWAY		1-2-0		0-0-0		0-0-0																	
8-4-0		0-0-0		0-1-0		NEUTRAL		3-0-0		1-3-0		4-0-0																	
14-5-0		0-0-0		0-0-0		CONFERENCE		2-3-0		2-0-0		10-2-0																	
7-2-0		0-0-0		0-0-0		HOME		1-2-0		0-0-0		6-0-0																	
7-3-0		0-0-0		0-0-0		AWAY		1-1-0		2-0-0		4-2-0																	
0-0-0		0-0-0		0-0-0		NEUTRAL		0-0-0		0-0-0		0-0-0																	
RPI	S	Opponent		Score		RPI	S	Opponent		Score		RPI	S	Opponent		Score													
9	A	La.-Lafayette		0	5	26	A	Texas A&M		1	2	77	N	La.-Monroe		7	4	103	N	Penn St.		1	6						
13	A	Oklahoma		0	11	48	A	SIUE		2	3	78	A	McNeese St.		1	3	103	N	Penn St.		3	4						
13	A	Oklahoma		0	10	48	N	SIUE		1	3	78	A	McNeese St.		2	3	107	A	Illinois St.		4	0						
												82	H	Arkansas		5	11	107	A	Illinois St.		11	0						
												86	A	Louisiana Tech		9	2	108	N	Samford		1	2						
												91	A	Wichita St.		4	6	108	N	Samford		8	6						
												91	A	Wichita St.		6	2	160	A	Indiana St.		5	1						
												93	H	Drake		0	9	160	A	Indiana St.		9	8						
												93	H	Drake		2	0	160	A	Indiana St.		2	3						
												93	H	Drake		0	1	170	H	UMKC		6	4						
												99	N	Iowa		3	2	170	H	UMKC		15	14						
												99	N	Iowa		6	2	192	A	Bradley		1	5						
																		192	A	Bradley		3	2						
																		192	A	Bradley		3	2						
																		208	H	Southeast Mo. St.		4	0						
																		208	H	Southeast Mo. St.		4	8						
																		231	N	Eastern Mich.		4	0						
																		231	N	Eastern Mich.		4	1						
																		242	H	Loyola Chicago		6	1						
																		242	H	Loyola Chicago		6	0						
																		242	H	Loyola Chicago		8	5						
																		246	H	Evansville		7	3						
																		246	H	Evansville		1	0						
																		246	H	Evansville		11	2						
																		258	N	Abilene Christian		4	3						
																		290	N	Ark.-Pine Bluff		5	2						
																		</											



Average RPI Win:		151	WON-LOST RECORD		WINNING PCT. RANK		LAST 10 GAMES		STRENGTH OF SCHEDULE		OPP. STRENGTH OF SCHEDULE		TEAM RPI		ADJ RPI		CONF. RPI		ADJ CONF. RPI				
DIV. I ONLY			22-24-0		.47826 152		5-5-0		94		56		117		.51503 115		8		7				
DIV. I NON-CONF.			17-17-0		.5 128		0-0-0		112		55		109		.51856 107		7		7				
TOTALS		RPI 1-25		RPI 26-50		W-L RECORDS		RPI 51-100		RPI 101-150		RPI 150+											
22-24-0		0-5-0		1-7-0		OVERALL		4-4-0		8-7-0		9-1-0											
8-6-0		0-0-0		0-0-0		HOME		1-2-0		3-3-0		4-1-0											
4-8-0		0-0-0		0-5-0		AWAY		1-1-0		3-2-0		0-0-0											
10-10-0		0-5-0		1-2-0		NEUTRAL		2-1-0		2-2-0		5-0-0											
17-17-0		0-5-0		1-4-0		NON-CONFERENCE		3-2-0		4-5-0		9-1-0											
5-3-0		0-0-0		0-0-0		HOME		0-0-0		1-2-0		4-1-0											
2-4-0		0-0-0		0-0-		AWAY		1-1-0		1-1-0		0-0-0											
10-10-0		0-5-0		1-2-0		NEUTRAL		2-1-0		2-2-0		5-0-0											
5-7-0		0-0-0		0-3-0		CONFERENCE		1-2-0		4-2-0		0-0-0											
3-3-0		0-0-0		0-0-0		HOME		1-2-0		2-1-0		0-0-0											
2-4-0		0-0-0		0-3-0		AWAY		0-0-0		2-1-0		0-0-0											
0-0-0		0-0-0		0-0-0		NEUTRAL		0-0-0		0-0-0		0-0-0											
RPI	S	Opponent		Score		RPI	S	Opponent		Score		RPI	S	Opponent		Score		RPI	S	Opponent		Score	
1	N	Florida		1	6	29	N	Utah		1	3	57	N	BYU		3	1	113	N	Iowa St.		3	4
5	N	Alabama		0	1	39	A	San Diego St.		2	8	60	H	Hawaii		8	1	124	A	UC Davis		2	1
6	N	Oregon		0	8	42	A	CSUN		5	7	60	H	Hawaii		2	3	124	A	UC Davis		3	6
18	N	Minnesota		0	1	42	A	CSUN		1	3	60	H	Hawaii		1	4	124	A	UC Davis		2	0
19	N	California		4	8	42	A	CSUN		0	3	79	A	Stanford		2	10	129	H	IUPUI		2	5
						44	A	Fresno St.		1	4	79	A	Stanford		4	3	129	H	IUPUI		2	5
						45	N	Oregon St.		1	0	87	N	St. John's (NY)		3	2	133	H	San Diego		1	0
						45	N	Oregon St.		5	6	94	N	UNLV		0	3	140	A	Bakersfield		8	6
																		140	A	Bakersfield		1	2
																		142	N	Pacific		3	6
																		142	N	Pacific		6	0
																		145	H	UC Santa Barbara		9	4
																		145	H	UC Santa Barbara		5	3
																		145	H	UC Santa Barbara		3	4
																		150	N	Indiana		4	0
																		159	N	Creighton		1	0
																		173	H	Sacramento St.		1	0
																		185	H	Southern Utah		2	3
																		195	N	LIU Brooklyn		7	2
																		196	N	Providence		4	2
																		222	N	South Dakota St.		11	8
																		224	H	Bryant		2	1
																		241	N	Montana		2	1
																		243	H	Buffalo		4	2
																		243	H	Buffalo		8	0
LAST 10 GAMES																							
						60	H	Hawaii		1	4	124	A	UC Davis		2	0	244	H	Bryant		2	1
						60	H	Hawaii		8	1	145	H	UC Santa Barbara		9	4	243	H	Buffalo		4	2
						60	H	Hawaii		2	3	145	H	UC Santa Barbara		3	4	243	H	Buffalo		8	0
						124	A	UC Davis		2	1	145	H	UC Santa Barbara		5	3						
						124	A	UC Davis		3	6	42	A	CSUN		5	7						

Non-Div. I Games:

Cal Poly



[illegible]

**Non-Div. I Games:**

Saint Louis



RPI	S	Opponent	Score	
280	A	Rhode Island	9	8
280	A	Rhode Island	14	2

Saint Louis

S  
a  
i  
n  
t  
L  
o  
u  
i  
s

S  
a  
i  
n  
t  
L  
o  
u  
i  
s



Average RPI Win:	171	WON-LOST RECORD	WINNING PCT. RANK	LAST 10 GAMES	STRENGTH OF SCHEDULE	OPP. STRENGTH OF SCHEDULE	TEAM RPI	ADJ RPI	CONF. RPI	ADJ CONF. RPI					
Average RPI Loss:	92														
DIV. I ONLY		22-25-0	.46809	158	3-7-0	61	155	115	.51109	117	7	8			
DIV. I NON-CONF.		17-15-0	.53125	123	2-1-0	124	178	114	.50702	116	9	10			
<hr/>															
TOTALS	RPI 1-25	RPI 26-50		W-L RECORDS		RPI 51-100		RPI 101-150		RPI 150+					
22-25-0	0-3-0	0-7-0		OVERALL		4-5-0		3-4-0		15-6-0					
17-9-0	0-0-0	0-1-0		HOME		4-1-0		3-4-0		10-3-0					
4-11-0	0-3-0	0-3-0		AWAY		0-3-0		0-0-0		4-2-0					
1-5-0	0-0-0	0-3-0		NEUTRAL		0-1-0		0-0-0		1-1-0					
<hr/>															
17-15-0	0-0-0	0-7-0		NON-CONFERENCE		2-1-0		1-3-0		14-4-0					
13-7-0	0-0-0	0-1-0		HOME		2-0-0		1-3-0		10-3-0					
3-3-0	0-0-0	0-0-		AWAY		0-0-0		0-0-0		3-0-0					
1-5-0	0-0-0	0-3-0		NEUTRAL		0-1-0		0-0-0		1-1-0					
<hr/>															
5-10-0	0-3-0	0-0-0		CONFERENCE		2-4-0		2-1-0		1-2-0					
4-2-0	0-0-0	0-0-0		HOME		2-1-0		2-1-0		0-0-0					
1-8-0	0-3-0	0-0-0		AWAY		0-3-0		0-0-0		1-2-0					
0-0-0	0-0-0	0-0-0		NEUTRAL		0-0-0		0-0-0		0-0-0					
<hr/>															
RPI	S	Opponent	Score	RPI	S	Opponent	Score	RPI	S	Opponent	Score	RPI	S	Opponent	Score
17	A	James Madison	1 9	29	N	Utah	1 4	59	N	Pittsburgh	3 9	121	H	Jacksonville	1 3
17	A	James Madison	3 8	29	N	Utah	1 2	67	A	Towson	0 5	123	H	Coastal Caro.	0 8
17	A	James Madison	3 6	32	A	South Carolina	4 5	67	A	Towson	0 8	127	H	UNCG	7 2
				32	A	South Carolina	1 9	67	A	Towson	5 14	130	H	New Mexico	4 7
				35	N	North Carolina	2 13	76	H	Elon	5 1	137	H	Delaware	5 3
				41	H	Marshall	1 3	76	H	Elon	6 5	137	H	Delaware	2 1
				42	A	CSUN	0 8	76	H	Elon	3 4	137	H	Delaware	2 3
								83	H	Furman	2 1	154	N	Presbyterian	8 0
								95	H	Dartmouth	2 1	156	H	Wisconsin	2 7
												161	A	Charleston So.	9 1
												161	H	Charleston So.	9 1
												162	H	Appalachian St.	12 4
												173	N	Sacramento St.	4 5
												176	A	Loyola Marymount	7 4
												176	A	Loyola Marymount	4 3
												187	A	Drexel	3 6
												187	A	Drexel	8 1
												187	A	Drexel	1 9
												210	H	Bowling Green	7 2
												212	H	Bethune-Cookman	8 2
												218	H	Memphis	4 1
												219	H	Massachusetts	11 6
												225	H	Youngstown St.	5 0
												225	H	Youngstown St.	7 11
												230	H	Army West Point	11 0
												242	H	Loyola Chicago	2 3
												253	H	Marist	8 0
<hr/>															
				LAST 10 GAMES											
				187	A	Drexel	3 6	67	A	Towson	0 8				
				187	A	Drexel	8 1	67	A	Towson	5 14				
				187	A	Drexel	1 9	67	A	Towson	0 5				
				123	H	Coastal Caro.	0 8	161	A	Charleston So.	9 1				
				161	H	Charleston So.	9 1	137	H	Delaware	2 3				

Non-Div. I Games:

Col. of Charleston



RPI	S	Opponent	Score	
293	H	South Carolina St.	6	1

Col. of Charleston

C  
o  
l  
.  
o  
f  
C  
h  
a  
r  
l  
e  
s  
t  
o  
n

C  
o  
l  
.  
o  
f  
C  
h  
a  
r  
l  
e  
s  
t  
o  
n



Average RPI Win:		179	WON-LOST RECORD		WINNING PCT. RANK	LAST 10 GAMES		STRENGTH OF SCHEDULE		OPP. STRENGTH OF SCHEDULE	TEAM RPI	ADJ RPI	CONF. RPI	ADJ CONF. RPI			
Average RPI Loss:		74															
DIV. I ONLY			23-24-0		.48936	142	2-8-0		97	103	119	.50972	118	13	13		
DIV. I NON-CONF.			19-13-0		.59375	93	0-0-0		151	129	99	.52312	101	11	11		
TOTALS		RPI 1-25		RPI 26-50		W-L RECORDS		RPI 51-100		RPI 101-150		RPI 150+					
23-24-0		0-3-0		3-12-0		OVERALL		3-3-0		2-2-0		15-4-0					
7-8-0		0-0-0		1-5-0		HOME		2-0-0		0-0-0		4-3-0					
4-9-0		0-2-0		2-5-0		AWAY		0-0-0		1-2-0		1-0-0					
12-7-0		0-1-0		0-2-0		NEUTRAL		1-3-0		1-0-0		10-1-0					
19-13-0		0-3-0		0-6-0		NON-CONFERENCE		3-3-0		1-0-0		15-1-0					
6-0-0		0-0-0		0-0-0		HOME		2-0-0		0-0-0		4-0-0					
1-6-0		0-2-0		0-0-		AWAY		0-0-0		0-0-0		1-0-0					
12-7-0		0-1-0		0-2-0		NEUTRAL		1-3-0		1-0-0		10-1-0					
4-11-0		0-0-0		3-6-0		CONFERENCE		0-0-0		1-2-0		0-3-0					
1-8-0		0-0-0		1-5-0		HOME		0-0-0		0-0-0		0-3-0					
3-3-0		0-0-0		2-1-0		AWAY		0-0-0		1-2-0		0-0-0					
0-0-0		0-0-0		0-0-0		NEUTRAL		0-0-0		0-0-0		0-0-0					
RPI	S	Opponent		Score		RPI	S	Opponent		Score		RPI	S	Opponent		Score	
12	A	Arizona		3	6	28	A	Texas		1	4	64	N	UC Riverside		1	7
16	A	Arizona St.		1	6	28	A	Texas		4	11	80	N	UTSA		6	7
18	N	Minnesota		5	8	39	H	San Diego St.		10	9	88	N	Texas Tech		8	2
						39	H	San Diego St.		7	9	91	N	Wichita St.		6	9
						39	H	San Diego St.		4	8	93	H	Drake		8	4
						42	A	CSUN		2	6	93	H	Drake		6	4
						44	H	Fresno St.		0	9						
						44	H	Fresno St.		1	3						
						44	H	Fresno St.		2	11						
						47	N	Nebraska		1	9						
						49	A	New Mexico St.		2	8						
						49	N	New Mexico St.		3	7						
						50	A	San Jose St.		6	0						
						50	A	San Jose St.		1	0						
						50	A	San Jose St.		0	8						
LAST 10 GAMES																	
						39	H	San Diego St.		4	8	130	A	New Mexico		2	0
						39	H	San Diego St.		10	9	186	H	Utah St.		3	5
						39	H	San Diego St.		7	9	186	H	Utah St.		1	9
						130	A	New Mexico		4	7	186	H	Utah St.		8	9
						130	A	New Mexico		3	4	50	A	San Jose St.		0	8

Non-Div. I Games:

Colorado St.



[illegible]

**Non-Div. I Games:**

Texas-Arlington



RPI	S	Opponent	Score	
277	H	Incarnate Word	13	4
277	H	Incarnate Word	16	2
294	H	Prairie View	19	3
295	N	Alcorn	10	1

Texas-Arlington

T  
e  
x  
a  
s  
-  
A  
r  
l  
i  
n  
g  
t  
o  
n

T  
e  
x  
a  
s  
-  
A  
r  
l  
i  
n  
g  
t  
o  
n



Average RPI Win:	217	WON-LOST RECORD	WINNING PCT. RANK	LAST 10 GAMES	STRENGTH OF SCHEDULE	OPP. STRENGTH OF SCHEDULE	TEAM RPI	ADJ RPI	CONF. RPI	ADJ CONF. RPI		
DIV. I ONLY		26-12-0	.68421	46	6-4-0	236	242	120	.50883	120	27	27
DIV. I NON-CONF.		18-9-0	.66667	64	0-2-0	149	262	89	.53082	92	27	27
<hr/>												
TOTALS	RPI 1-25	RPI 26-50		W-L RECORDS		RPI 51-100		RPI 101-150		RPI 150+		
26-12-0	0-1-0	0-0-0		OVERALL		2-4-0		1-2-0		23-5-0		
3-1-0	0-0-0	0-0-0		HOME		0-0-0		0-0-0		3-1-0		
10-5-0	0-0-0	0-0-0		AWAY		2-2-0		1-2-0		7-1-0		
13-6-0	0-1-0	0-0-0		NEUTRAL		0-2-0		0-0-0		13-3-0		
18-9-0	0-1-0	0-0-0		NON-CONFERENCE		2-4-0		1-2-0		15-2-0		
0-0-0	0-0-0	0-0-0		HOME		0-0-0		0-0-0		0-0-0		
7-4-0	0-0-0	0-0-		AWAY		2-2-0		1-2-0		4-0-0		
11-5-0	0-1-0	0-0-0		NEUTRAL		0-2-0		0-0-0		11-2-0		
8-3-0	0-0-0	0-0-0		CONFERENCE		0-0-0		0-0-0		8-3-0		
3-1-0	0-0-0	0-0-0		HOME		0-0-0		0-0-0		3-1-0		
3-1-0	0-0-0	0-0-0		AWAY		0-0-0		0-0-0		3-1-0		
2-1-0	0-0-0	0-0-0		NEUTRAL		0-0-0		0-0-0		2-1-0		
RPI S	Opponent	Score		RPI S	Opponent	Score		RPI S	Opponent	Score		
20 N	Georgia	0 1				66 N	Kent St.	1 6	121 A	Jacksonville	5 4	
						67 A	Towson	0 3	131 A	Bucknell	1 6	
						67 A	Towson	1 4	131 A	Bucknell	3 5	
						68 N	Lehigh	2 3	151 A	Liberty	5 4	
						84 A	Maryland	5 2	154 N	Presbyterian	0 3	
						84 A	Maryland	3 2	154 N	Presbyterian	0 8	
									168 A	Akron	4 2	
									168 A	Akron	9 2	
									168 N	Akron	5 1	
									169 N	Villanova	3 1	
									171 N	Saint Joseph's	5 1	
									171 N	Saint Joseph's	3 1	
									195 H	LIU Brooklyn	1 5	
									195 H	LIU Brooklyn	9 8	
									228 A	Fairleigh Dickinson	8 6	
									228 A	Fairleigh Dickinson	7 9	
									239 N	Sacred Heart	6 7	
									239 N	Sacred Heart	7 1	
									239 N	Sacred Heart	3 2	
									251 N	Cornell	4 0	
									257 N	Delaware St.	5 3	
									271 H	Wagner	15 0	
									271 H	Wagner	4 2	
									272 A	Mt. St. Mary's	8 0	
									272 A	Mt. St. Mary's	8 0	
									276 N	Quinnipiac	13 7	
									278 A	N.C. A&T	4 0	
<hr/>												
LAST 10 GAMES												
195 H	LIU Brooklyn	1 5		67 A	Towson	0 3						
195 H	LIU Brooklyn	9 8		228 A	Fairleigh Dickinson	8 6						
271 H	Wagner	15 0		228 A	Fairleigh Dickinson	7 9						
271 H	Wagner	4 2		272 A	Mt. St. Mary's	8 0						
67 A	Towson	1 4		272 A	Mt. St. Mary's	8 0						

Non-Div. I Games:

Saint Francis (PA)



RPI	S	Opponent	Score	
279	N	N.C. Central	5	0
281	N	Rider	4	1
285	N	Coppin St.	16	5
285	N	Coppin St.	17	1

Saint Francis (PA)  
(  
P  
A  
)

S  
a  
i  
n  
t  
F  
r  
a  
n  
c  
i  
s  
(  
P  
A  
)



Average RPI Win: 169		WON-LOST	WINNING	LAST 10	STRENGTH OF		OPP. STRENGTH	TEAM	ADJ	CONF.	ADJ CONF.
Average RPI Loss: 95		RECORD	PCT. RANK	GAMES	SCHEDULE		OF SCHEDULE	RPI	RPI	RPI	RPI
DIV. I ONLY		23-25-0	.47917	150	3-7-0		88	126	121	.50879	121
DIV. I NON-CONF.		18-15-0	.54545	111	1-1-0		165	163	118	.50605	117
TOTALS		RPI 1-25	RPI 26-50		W-L RECORDS		RPI 51-100		RPI 101-150		RPI 150+
23-25-0		0-2-0	1-4-0		OVERALL		5-7-0		5-8-0		12-4-0
12-12-0		0-1-0	1-2-0		HOME		2-1-0		3-5-0		6-3-0
3-9-0		0-0-0	0-1-0		AWAY		1-6-0		2-2-0		0-0-0
8-4-0		0-1-0	0-1-0		NEUTRAL		2-0-0		0-1-0		6-1-0
18-15-0		0-2-0	0-2-0		NON-CONFERENCE		2-1-0		4-6-0		12-4-0
9-9-0		0-1-0	0-0-0		HOME		0-0-0		3-5-0		6-3-0
1-2-0		0-0-0	0-0-		AWAY		0-1-0		1-0-0		0-0-0
8-4-0		0-1-0	0-1-0		NEUTRAL		2-0-0		0-1-0		6-1-0
5-10-0		0-0-0	1-2-0		CONFERENCE		3-6-0		1-2-0		0-0-0
3-3-0		0-0-0	1-2-0		HOME		2-1-0		0-0-0		0-0-0
2-7-0		0-0-0	0-0-0		AWAY		1-5-0		1-2-0		0-0-0
0-0-0		0-0-0	0-0-0		NEUTRAL		0-0-0		0-0-0		0-0-0
RPI S	Opponent	Score	RPI S	Opponent	Score	RPI S	Opponent	Score	RPI S	Opponent	Score
1 H	Florida	1 16	27 A	South Ala.	4 5	55 A	South Fla.	1 9	107 N	Illinois St.	7 8
1 N	Florida	0 9	38 H	USC Upstate	4 6	65 A	Kennesaw St.	8 9	108 H	Samford	0 6
			38 H	USC Upstate	2 1	65 A	Kennesaw St.	3 1	108 H	Samford	2 3
			38 H	USC Upstate	3 7	65 A	Kennesaw St.	6 7	108 H	Samford	2 10
			43 N	Chattanooga	2 7	72 H	Lipscomb	6 4	117 A	Col. of Charleston	3 1
						72 H	Lipscomb	0 1	120 H	Saint Francis (PA)	4 5
						72 H	Lipscomb	3 2	122 A	FGCU	4 5
						85 A	North Florida	6 7	122 A	FGCU	7 3
						85 A	North Florida	2 4	122 A	FGCU	1 2
						85 A	North Florida	1 2	128 H	Syracuse	8 6
						92 N	Ball St.	6 5	128 H	Syracuse	5 4
						95 N	Dartmouth	4 2	136 H	Ga. Southern	8 5
									136 H	Ga. Southern	0 4
									151 N	Liberty	5 2
									168 H	Akron	2 3
									200 H	Cleveland St.	1 4
									206 N	Sam Houston St.	9 10
									206 N	Sam Houston St.	11 3
									212 H	Bethune-Cookman	3 6
									212 H	Bethune-Cookman	3 2
									234 H	Savannah St.	10 9
									234 H	Savannah St.	12 8
									238 H	Monmouth	4 1
									238 H	Monmouth	7 2
									242 N	Loyola Chicago	5 0
									254 N	Hampton	9 1
									254 N	Hampton	8 0
			LAST 10 GAMES								
			85 A	North Florida	2 4	122 A	FGCU	1 2			
			85 A	North Florida	6 7	136 H	Ga. Southern	8 5			
			85 A	North Florida	1 2	136 H	Ga. Southern	0 4			
			122 A	FGCU	7 3	72 H	Lipscomb	3 2			
			122 A	FGCU	4 5	72 H	Lipscomb	0 1			

Non-Div. I Games:

Jacksonville



RPI	S	Opponent	Score	
258	H	Abilene Christian	9	1
293	N	South Carolina St.	3	0

Jacksonville

J  
a  
c  
k  
s  
o  
n  
v  
i  
l  
l  
e

J  
a  
c  
k  
s  
o  
n  
v  
i  
l  
l  
e



FGCU				Through Games Of April 19, 2015											
Average RPI Win: 177		WON-LOST	WINNING	LAST 10	STRENGTH OF		OPP. STRENGTH	TEAM	ADJ		CONF.	ADJ CONF.			
Average RPI Loss: 85		RECORD	PCT. RANK	GAMES	SCHEDULE		OF SCHEDULE	RPI	RPI		RPI	RPI			
DIV. I ONLY		22-26-0	.45833	164	2-8-0		89	134	128	.50836	122	12	11		
DIV. I NON-CONF.		17-14-0	.54839	110	0-1-0		98	148	98	.52927	95	13	13		
TOTALS		RPI 1-25	RPI 26-50		W-L RECORDS		RPI 51-100		RPI 101-150		RPI 150+				
22-26-0		0-2-0	1-4-0		OVERALL		5-12-0		3-5-0		13-3-0				
15-12-0		0-0-0	1-3-0		HOME		3-5-0		3-1-0		8-3-0				
1-8-0		0-0-0	0-0-0		AWAY		1-5-0		0-3-0		0-0-0				
6-6-0		0-2-0	0-1-0		NEUTRAL		1-2-0		0-1-0		5-0-0				
17-14-0		0-2-0	1-1-0		NON-CONFERENCE		4-8-0		1-1-0		11-2-0				
11-7-0		0-0-0	1-0-0		HOME		3-5-0		1-0-0		6-2-0				
0-1-0		0-0-0	0-0-		AWAY		0-1-0		0-0-0		0-0-0				
6-6-0		0-2-0	0-1-0		NEUTRAL		1-2-0		0-1-0		5-0-0				
5-12-0		0-0-0	0-3-0		CONFERENCE		1-4-0		2-4-0		2-1-0				
4-5-0		0-0-0	0-3-0		HOME		0-0-0		2-1-0		2-1-0				
1-7-0		0-0-0	0-0-0		AWAY		1-4-0		0-3-0		0-0-0				
0-0-0		0-0-0	0-0-0		NEUTRAL		0-0-0		0-0-0		0-0-0				
RPI S	Opponent	Score		RPI S	Opponent	Score		RPI S	Opponent	Score		RPI S	Opponent	Score	
5 N	Alabama	1	13	38 H	USC Upstate	0	8	55 A	South Fla.	0	11	102 H	Stony Brook	10	2
10 N	Tennessee	0	9	38 H	USC Upstate	2	7	55 H	South Fla.	0	6	110 A	Stetson	3	8
				38 H	USC Upstate	0	13	59 H	Pittsburgh	3	7	110 A	Stetson	1	8
				40 N	Georgia St.	2	16	59 H	Pittsburgh	4	2	110 A	Stetson	1	8
				48 H	SIUE	3	0	59 H	Pittsburgh	1	7	112 N	Houston	1	11
								65 A	Kennesaw St.	3	5	121 H	Jacksonville	5	4
								65 A	Kennesaw St.	9	11	121 H	Jacksonville	3	7
								67 H	Towson	5	4	121 H	Jacksonville	2	1
								67 H	Towson	4	2	169 H	Villanova	2	6
								71 N	Fordham	1	11	195 H	LIU Brooklyn	7	1
								73 H	Purdue	2	10	212 H	Bethune-Cookman	5	6
								73 H	Purdue	1	3	214 H	Oakland	8	0
								78 N	McNeese St.	4	6	214 H	Oakland	9	1
								85 A	North Florida	12	2	214 H	Oakland	4	3
								85 A	North Florida	2	4	215 H	Boston U.	6	1
								85 A	North Florida	1	4	221 N	Southern Miss.	6	5
								87 N	St. John's (NY)	2	1	231 N	Eastern Mich.	9	0
												262 N	Houston Baptist	6	4
												266 H	Northern Ky.	15	1
												266 H	Northern Ky.	9	1
												266 H	Northern Ky.	0	2
												276 H	Quinnipiac	5	0
												280 N	Rhode Island	3	1
												282 N	Detroit	12	2
				LAST 10 GAMES											
				65 A	Kennesaw St.	9	11	55 H	South Fla.	0	6				
				65 A	Kennesaw St.	3	5	38 H	USC Upstate	0	13				
				121 H	Jacksonville	3	7	38 H	USC Upstate	2	7				
				121 H	Jacksonville	5	4	38 H	USC Upstate	0	8				
				121 H	Jacksonville	2	1	110 A	Stetson	3	8				

Non-Div. I Games:

FGCU



[illegible]

**Non-Div. I Games:**

Coastal Caro.



Coastal Caro.



Average RPI Win:	155	WON-LOST RECORD	WINNING PCT. RANK	LAST 10 GAMES	STRENGTH OF SCHEDULE	OPP. STRENGTH OF SCHEDULE	TEAM RPI	ADJ RPI	CONF. RPI	ADJ CONF. RPI		
DIV. I ONLY		17-22-0	.4359	177	4-6-0	91	41	123	.50517	124	8	7
DIV. I NON-CONF.		12-15-0	.44444	157	0-1-0	86	32	112	.50991	113	7	7
<hr/>												
TOTALS	RPI 1-25	RPI 26-50		W-L RECORDS		RPI 51-100		RPI 101-150		RPI 150+		
17-22-0	0-7-0	0-4-0		OVERALL		2-6-0		8-3-0		7-2-0		
5-5-0	0-0-0	0-3-0		HOME		1-0-0		2-2-0		2-0-0		
5-9-0	0-1-0	0-1-0		AWAY		1-4-0		3-0-0		1-2-0		
7-8-0	0-5-0	0-0-0		NEUTRAL		0-2-0		3-1-0		4-0-0		
12-15-0	0-7-0	0-1-0		NON-CONFERENCE		1-4-0		4-1-0		7-2-0		
4-0-0	0-0-0	0-0-0		HOME		1-0-0		1-0-0		2-0-0		
1-7-0	0-2-0	0-0-		AWAY		0-2-0		0-0-0		1-2-0		
7-8-0	0-5-0	0-0-0		NEUTRAL		0-2-0		3-1-0		4-0-0		
5-7-0	0-0-0	0-3-0		CONFERENCE		1-2-0		4-2-0		0-0-0		
1-5-0	0-0-0	0-3-0		HOME		0-0-0		1-2-0		0-0-0		
4-2-0	0-0-0	0-0-0		AWAY		1-2-0		3-0-0		0-0-0		
0-0-0	0-0-0	0-0-0		NEUTRAL		0-0-0		0-0-0		0-0-0		
RPI	S	Opponent	Score	RPI	S	Opponent	Score	RPI	S	Opponent	Score	
1	N	Florida	0 9	42	H	CSUN	3 4	56	N	Louisville	4 6	
7	A	UCLA	0 8	42	H	CSUN	0 5	62	A	Long Beach St.	0 8	
7	A	UCLA	2 10	42	H	CSUN	2 3	62	A	Long Beach St.	8 3	
18	N	Minnesota	6 15	44	A	Fresno St.	5 8	62	A	Long Beach St.	0 1	
19	N	California	0 13					79	A	Stanford	3 4	
19	N	California	0 8					79	H	Stanford	7 4	
23	N	Washington	0 8					94	A	UNLV	4 12	
								97	N	Grand Canyon	4 12	

Non-Div. I Games:

UC Davis



C  
e  
n  
t  
r  
a  
l  
C  
o  
n  
n  
.  
S  
t  
.

Central Conn. St.



Average RPI Win: 190		WON-LOST	WINNING	LAST 10	STRENGTH OF		OPP. STRENGTH	TEAM	ADJ	CONF.	ADJ CONF.
Average RPI Loss: 113		RECORD	PCT. RANK	GAMES	SCHEDULE		OF SCHEDULE	RPI	RPI	RPI	RPI
DIV. I ONLY		16-17-0	.48485	149	5-5-0		90	206	127	.50309	126
DIV. I NON-CONF.		11-13-0	.45833	153	0-1-0		128	176	145	.49056	145
TOTALS		RPI 1-25	RPI 26-50		W-L RECORDS		RPI 51-100		RPI 101-150		RPI 150+
16-17-0	0-2-0	0-1-0		OVERALL		1-3-0		4-7-0		11-4-0	
2-6-0	0-0-0	0-0-0		HOME		0-1-0		2-5-0		0-0-0	
3-2-0	0-0-0	0-0-0		AWAY		0-2-0		0-0-0		3-0-0	
11-9-0	0-2-0	0-1-0		NEUTRAL		1-0-0		2-2-0		8-4-0	
11-13-0	0-2-0	0-1-0		NON-CONFERENCE		1-3-0		2-3-0		8-4-0	
0-2-0	0-0-0	0-0-0		HOME		0-1-0		0-1-0		0-0-0	
0-2-0	0-0-0	0-0-		AWAY		0-2-0		0-0-0		0-0-0	
11-9-0	0-2-0	0-1-0		NEUTRAL		1-0-0		2-2-0		8-4-0	
5-4-0	0-0-0	0-0-0		CONFERENCE		0-0-0		2-4-0		3-0-0	
2-4-0	0-0-0	0-0-0		HOME		0-0-0		2-4-0		0-0-0	
3-0-0	0-0-0	0-0-0		AWAY		0-0-0		0-0-0		3-0-0	
0-0-0	0-0-0	0-0-0		NEUTRAL		0-0-0		0-0-0		0-0-0	
RPI S	Opponent	Score		RPI S	Opponent	Score		RPI S	Opponent	Score	
17 N	James Madison	0	4	37 N	Virginia Tech	2	4	55 A	South Fla.	0	7
17 N	James Madison	0	2					55 A	South Fla.	2	8
								85 H	North Florida	0	3
								90 N	Jacksonville St.	3	1
								102 H	Stony Brook	0	4
								102 H	Stony Brook	4	2
								102 H	Stony Brook	1	2
								125 N	Central Conn. St.	3	5
								128 N	Syracuse	4	0
								135 H	Albany (NY)	3	5
								135 H	Albany (NY)	2	0
								135 H	Albany (NY)	3	7
								136 N	Ga. Southern	1	2
								138 N	East Carolina	11	7
								147 H	Central Mich.	5	9
								169 N	Villanova	3	4
								178 N	Ill.-Chicago	8	0
								179 N	Middle Tenn.	5	2
								194 N	Penn	4	5
								195 N	LIU Brooklyn	2	4
								199 N	Robert Morris	5	1
								209 N	Georgetown	8	4
								210 N	Bowling Green	6	1
								215 N	Boston U.	2	5
								230 N	Army West Point	5	0
								240 A	UMass Lowell	5	4
								240 A	UMass Lowell	7	0
								240 A	UMass Lowell	6	3
								252 N	Yale	8	0
								271 N	Wagner	10	2
LAST 10 GAMES				102 H	Stony Brook	1	2	240 A	UMass Lowell	7	0
				102 H	Stony Brook	0	4	135 H	Albany (NY)	3	7
				102 H	Stony Brook	4	2	135 H	Albany (NY)	3	5
				240 A	UMass Lowell	6	3	135 H	Albany (NY)	2	0
				240 A	UMass Lowell	5	4	195 N	LIU Brooklyn	2	4

Non-Div. I Games:

Maine



Average RPI Win: 194		WON-LOST	WINNING	LAST 10	STRENGTH OF		OPP. STRENGTH	TEAM	ADJ		CONF.	ADJ CONF.			
Average RPI Loss: 92		RECORD	PCT. RANK	GAMES	SCHEDULE		OF SCHEDULE	RPI	RPI		RPI	RPI			
DIV. I ONLY		16-18-0	.47059	157	4-6-0		76	194	126	.50258	127	11	12		
DIV. I NON-CONF.		14-9-0	.6087	89	2-0-0		138	241	101	.52068	104	12	12		
<hr/>															
TOTALS		RPI 1-25		RPI 26-50		W-L RECORDS		RPI 51-100		RPI 101-150		RPI 150+			
16-18-0		0-0-0		0-6-0		OVERALL		2-4-0		2-6-0		12-2-0			
6-7-0		0-0-0		0-1-0		HOME		0-1-0		2-5-0		4-0-0			
3-8-0		0-0-0		0-4-0		AWAY		2-3-0		0-1-0		1-0-0			
7-3-0		0-0-0		0-1-0		NEUTRAL		0-0-0		0-0-0		7-2-0			
14-9-0		0-0-0		0-3-0		NON-CONFERENCE		1-3-0		1-1-0		12-2-0			
5-2-0		0-0-0		0-1-0		HOME		0-1-0		1-0-0		4-0-0			
2-4-0		0-0-0		0-0-		AWAY		1-2-0		0-1-0		1-0-0			
7-3-0		0-0-0		0-1-0		NEUTRAL		0-0-0		0-0-0		7-2-0			
2-9-0		0-0-0		0-3-0		CONFERENCE		1-1-0		1-5-0		0-0-0			
1-5-0		0-0-0		0-0-0		HOME		0-0-0		1-5-0		0-0-0			
1-4-0		0-0-0		0-3-0		AWAY		1-1-0		0-0-0		0-0-0			
0-0-0		0-0-0		0-0-0		NEUTRAL		0-0-0		0-0-0		0-0-0			
RPI	S	Opponent	Score	RPI	S	Opponent	Score	RPI	S	Opponent	Score	RPI	S	Opponent	Score
				33	H	North Carolina St.	8 11	64	A	UC Riverside	7 8	101	H	Charlotte	5 2
				35	A	North Carolina	0 15	64	A	UC Riverside	2 6	108	H	Samford	3 11
				41	N	Marshall	0 8	76	A	Elon	11 9	108	H	Samford	3 5
				43	A	Chattanooga	4 5	76	H	Elon	2 6	108	H	Samford	0 8
				43	A	Chattanooga	1 3	81	A	Mercer	8 5	117	A	Col. of Charleston	2 7
				43	A	Chattanooga	4 5	81	A	Mercer	2 7	144	H	Western Caro.	2 1
												144	H	Western Caro.	0 2
												144	H	Western Caro.	1 7
												176	N	Loyola Marymount	12 3
												176	N	Loyola Marymount	2 10
												189	H	George Washington	5 3
												189	H	George Washington	5 4
												189	N	George Washington	15 13
												201	H	Ohio	8 5
												212	N	Bethune-Cookman	14 11
												224	N	Bryant	12 2
												230	N	Army West Point	7 9
												240	N	UMass Lowell	6 0
												259	N	Iona	8 5
												273	N	Howard	11 1
												278	A	N.C. A&T	10 5
												278	H	N.C. A&T	10 0
				LAST 10 GAMES											
				81	A	Mercer	2 7	278	H	N.C. A&T	10 0				
				81	A	Mercer	8 5	108	H	Samford	3 11				
				144	H	Western Caro.	0 2	108	H	Samford	0 8				
				144	H	Western Caro.	1 7	108	H	Samford	3 5				
				144	H	Western Caro.	2 1	76	A	Elon	11 9				

Non-Div. I Games:

UNCG



Average RPI Win: 169		WON-LOST	WINNING	LAST 10	STRENGTH OF		OPP. STRENGTH	TEAM	ADJ	CONF.	ADJ CONF.				
Average RPI Loss: 83		RECORD	PCT. RANK	GAMES	SCHEDULE		OF SCHEDULE	RPI	RPI	RPI	RPI				
DIV. I ONLY		17-25-0	.40476	197	3-7-0		69	112	133	.50237	128	4	4		
DIV. I NON-CONF.		16-12-0	.57143	101	3-0-0		217	184	132	.50332	122	4	4		
TOTALS		RPI 1-25	RPI 26-50		W-L RECORDS		RPI 51-100		RPI 101-150		RPI 150+				
17-25-0		0-3-0	3-5-0		OVERALL		2-8-0		1-4-0		11-5-0				
3-4-0		0-0-0	1-1-0		HOME		0-3-0		0-0-0		2-0-0				
2-12-0		0-3-0	0-3-0		AWAY		1-4-0		0-2-0		1-0-0				
12-9-0		0-0-0	2-1-0		NEUTRAL		1-1-0		1-2-0		8-5-0				
16-12-0		0-0-0	2-1-0		NON-CONFERENCE		2-2-0		1-4-0		11-5-0				
2-0-0		0-0-0	0-0-0		HOME		0-0-0		0-0-0		2-0-0				
2-3-0		0-0-0	0-0-		AWAY		1-1-0		0-2-0		1-0-0				
12-9-0		0-0-0	2-1-0		NEUTRAL		1-1-0		1-2-0		8-5-0				
1-13-0		0-3-0	1-4-0		CONFERENCE		0-6-0		0-0-0		0-0-0				
1-4-0		0-0-0	1-1-0		HOME		0-3-0		0-0-0		0-0-0				
0-9-0		0-3-0	0-3-0		AWAY		0-3-0		0-0-0		0-0-0				
0-0-0		0-0-0	0-0-0		NEUTRAL		0-0-0		0-0-0		0-0-0				
RPI	S	Opponent	Score	RPI	S	Opponent	Score	RPI	S	Opponent	Score	RPI	S	Opponent	Score
15	A	Notre Dame	6 7	26	N	Texas A&M	1 9	56	A	Louisville	7 13	108	N	Samford	5 6
15	A	Notre Dame	0 12	34	N	Northwestern	2 1	56	A	Louisville	4 5	121	A	Jacksonville	6 8
15	A	Notre Dame	1 10	35	H	North Carolina	4 2	56	A	Louisville	11 15	121	A	Jacksonville	4 5
				35	H	North Carolina	2 6	59	H	Pittsburgh	6 8	126	N	Maine	0 4
				37	A	Virginia Tech	0 2	59	H	Pittsburgh	7 10	147	N	Central Mich.	3 2
				37	A	Virginia Tech	0 2	59	H	Pittsburgh	7 22	167	N	Miami (OH)	4 6
				37	A	Virginia Tech	2 10	62	N	Long Beach St.	2 4	168	N	Akron	1 2
				43	N	Chattanooga	4 2	67	N	Towson	3 0	168	N	Akron	3 4
								71	A	Fordham	3 7	172	N	Western Ill.	4 3
								71	A	Fordham	4 2	176	N	Loyola Marymount	4 3
												178	N	Ill.-Chicago	10 1
												194	N	Penn	2 0
												194	N	Penn	8 10
												204	N	Toledo	0 2
												212	N	Bethune-Cookman	5 4
												217	N	Nevada	6 0
												223	A	Canisius	9 1
												252	N	Yale	5 1
												284	H	Niagara	11 0
												284	H	Niagara	13 0
												287	N	Hartford	2 1
LAST 10 GAMES															
15	A	Notre Dame	0 12	59	H	Pittsburgh	7 10	59	H	Pittsburgh	6 8	59	H	Pittsburgh	7 22
15	A	Notre Dame	1 10	59	H	Pittsburgh	6 8	223	A	Canisius	9 1	35	H	North Carolina	2 6
15	A	Notre Dame	6 7	223	A	Canisius	9 1								
284	H	Niagara	11 0												
284	H	Niagara	13 0												

Non-Div. I Games:

Syracuse



Average RPI Win:	193	WON-LOST RECORD	WINNING PCT. RANK	LAST 10 GAMES	STRENGTH OF SCHEDULE	OPP. STRENGTH OF SCHEDULE	TEAM RPI	ADJ RPI	CONF. RPI	ADJ CONF. RPI									
Average RPI Loss:	130																		
DIV. I ONLY		27-12-0	.69231	42	8-2-0	271	129	131	.49996	129	21	19							
DIV. I NON-CONF.		20-7-0	.74074	41	4-0-0	258	138	88	.53226	90	20	19							
<hr/>																			
TOTALS	RPI 1-25	RPI 26-50		W-L RECORDS		RPI 51-100		RPI 101-150		RPI 150+									
27-12-0	0-1-0	0-2-0		OVERALL		1-2-0		3-0-0		23-7-0									
9-4-0	0-0-0	0-0-0		HOME		0-0-0		0-0-0		9-4-0									
8-5-0	0-0-0	0-2-0		AWAY		1-1-0		2-0-0		5-2-0									
10-3-0	0-1-0	0-0-0		NEUTRAL		0-1-0		1-0-0		9-1-0									
20-7-0	0-1-0	0-2-0		NON-CONFERENCE		1-2-0		3-0-0		16-2-0									
6-1-0	0-0-0	0-0-0		HOME		0-0-0		0-0-0		6-1-0									
4-3-0	0-0-0	0-0-		AWAY		1-1-0		2-0-0		1-0-0									
10-3-0	0-1-0	0-0-0		NEUTRAL		0-1-0		1-0-0		9-1-0									
7-5-0	0-0-0	0-0-0		CONFERENCE		0-0-0		0-0-0		7-5-0									
3-3-0	0-0-0	0-0-0		HOME		0-0-0		0-0-0		3-3-0									
4-2-0	0-0-0	0-0-0		AWAY		0-0-0		0-0-0		4-2-0									
0-0-0	0-0-0	0-0-0		NEUTRAL		0-0-0		0-0-0		0-0-0									
RPI	S	Opponent	Score		RPI	S	Opponent	Score		RPI	S	Opponent	Score						
14	N	Kentucky	4	9	34	A	Northwestern	5	6	65	A	Kennesaw St.	4	0					
					34	A	Northwestern	3	5	72	A	Lipscomb	0	8					
										92	N	Ball St.	4	5					
												115	A	Cal Poly	5	2			
												115	A	Cal Poly	5	2			
												134	N	Northern Ill.	5	0			
												152	H	Butler	7	0			
												152	N	Butler	8	3			
												157	H	South Dakota	7	11			
												157	H	South Dakota	1	6			
												157	H	South Dakota	7	0			
												158	N	Eastern Ill.	3	1			
												160	N	Indiana St.	11	0			
												163	N	Southern Ill.	7	6			
												172	A	Western Ill.	7	5			
												172	A	Western Ill.	1	2			
												172	A	Western Ill.	6	3			
												173	N	Sacramento St.	1	2			
												178	H	Ill.-Chicago	2	3			
												178	H	Ill.-Chicago	6	4			
												185	N	Southern Utah	6	0			
												209	N	Georgetown	5	3			
												222	H	South Dakota St.	5	7			
												222	H	South Dakota St.	7	1			
												222	H	South Dakota St.	2	1			
												224	N	Bryant	2	1			
												225	N	Youngstown St.	4	0			
												225	N	Youngstown St.	9	4			
												248	A	Belmont	3	2			
												256	H	Valparaiso	6	4			
												256	H	Valparaiso	11	3			
LAST 10 GAMES																			
					266	H	Northern Ky.	5	2	260	A	IPFW	14	1	224	N	Bryant	2	1
					266	H	Northern Ky.	7	3	260	A	IPFW	2	4	225	N	Youngstown St.	4	0
					172	A	Western Ill.	6	3	260	A	IPFW	13	1	225	N	Youngstown St.	9	4
					172	A	Western Ill.	1	2	256	H	Valparaiso	6	4	248	A	Belmont	3	2
					172	A	Western Ill.	7	5	256	H	Valparaiso	11	3	256	H	Valparaiso	6	4

Non-Div. I Games:

IUPUI



RPI	S	Opponent	Score	
256	H	Valparaiso	11	3
260	A	IPFW	2	4
260	A	IPFW	13	1
260	A	IPFW	14	1
266	H	Northern Ky.	7	3
266	H	Northern Ky.	5	2

IUPUI

I  
U  
P  
U  
I

I  
U  
P  
U  
I



Average RPI Win:		158	WON-LOST RECORD		WINNING PCT. RANK		LAST 10 GAMES		STRENGTH OF SCHEDULE		OPP. STRENGTH OF SCHEDULE		TEAM RPI		ADJ RPI		CONF. RPI		ADJ CONF. RPI					
DIV. I ONLY			24-21-0		.53333		120		4-6-0		185		91		129		.49975		130		13		13	
DIV. I NON-CONF.			16-14-0		.53333		120		0-1-0		182		93		123		.5019		126		11		11	
TOTALS		RPI 1-25		RPI 26-50		W-L RECORDS		RPI 51-100		RPI 101-150		RPI 150+												
24-21-0		0-1-0		0-7-0		OVERALL		3-4-0		9-5-0		12-4-0												
8-5-0		0-0-0		0-1-0		HOME		1-1-0		3-2-0		4-1-0												
6-6-0		0-0-0		0-4-0		AWAY		2-1-0		2-0-0		2-1-0												
10-10-0		0-1-0		0-2-0		NEUTRAL		0-2-0		4-3-0		6-2-0												
16-14-0		0-1-0		0-4-0		NON-CONFERENCE		1-3-0		7-4-0		8-2-0												
4-3-0		0-0-0		0-1-0		HOME		1-1-0		1-1-0		2-0-0												
2-1-0		0-0-0		0-0-		AWAY		0-0-0		2-0-0		0-0-0												
10-10-0		0-1-0		0-2-0		NEUTRAL		0-2-0		4-3-0		6-2-0												
8-7-0		0-0-0		0-3-0		CONFERENCE		2-1-0		2-1-0		4-2-0												
4-2-0		0-0-0		0-0-0		HOME		0-0-0		2-1-0		2-1-0												
4-5-0		0-0-0		0-3-0		AWAY		2-1-0		0-0-0		2-1-0												
0-0-0		0-0-0		0-0-0		NEUTRAL		0-0-0		0-0-0		0-0-0												
RPI	S	Opponent		Score		RPI	S	Opponent		Score		RPI	S	Opponent		Score		RPI	S	Opponent		Score		
7	N	UCLA		0 16		42	N	CSUN		1 5		57	N	BYU		0 2		104	N	Illinois		12 4		
						42	N	CSUN		2 3		75	H	Rutgers		10 5		104	N	Illinois		4 12		
						44	A	Fresno St.		1 7		75	H	Rutgers		6 9		112	A	Houston		2 1		
						44	A	Fresno St.		1 4		83	N	Furman		5 7		117	A	Col. of Charleston		7 4		
						44	A	Fresno St.		0 4		94	A	UNLV		5 6		118	H	Colorado St.		4 3		
						49	A	New Mexico St.		2 4		94	A	UNLV		6 3		118	H	Colorado St.		7 4		
						49	H	New Mexico St.		6 12		94	A	UNLV		2 1		118	H	Colorado St.		0 2		
																		133	N	San Diego		6 4		
																		136	N	Ga. Southern		2 4		
																		136	N	Ga. Southern		2 4		
																		140	H	Bakersfield		7 8		
																		140	H	Bakersfield		8 1		
																		145	N	UC Santa Barbara		6 3		
																		150	N	Indiana		9 8		
																		156	N	Wisconsin		3 1		
																		181	N	Utah Valley		3 9		
																		183	H	UTEP		7 5		
																		183	H	UTEP		7 4		
																		184	N	A&M-Corpus Christi		6 2		
																		184	N	A&M-Corpus Christi		6 2		
																		186	A	Utah St.		0 4		
																		186	A	Utah St.		8 7		
																		186	A	Utah St.		12 2		
																		217	H	Nevada		4 7		
																		217	H	Nevada		4 3		
																		217	H	Nevada		6 5		
																		217	H	Nevada		4 3		
																		218	N	Memphis		6 1		



RPI	S	Opponent	Score	
229	N	Seattle	4	3
229	N	Seattle	2	8
253	N	Marist	9	2

New Mexico

N  
e  
w  
M  
e  
x  
i  
c  
o

N  
e  
w  
M  
e  
x  
i  
c  
o



Average RPI Win:	202	WON-LOST	WINNING	LAST 10	STRENGTH OF	OPP. STRENGTH	TEAM	ADJ	CONF.	ADJ CONF.	
Average RPI Loss:	140	RECORD	PCT. RANK	GAMES	SCHEDULE	OF SCHEDULE	RPI	RPI	RPI	RPI	
DIV. I ONLY	25-17-0	.59524	89	6-4-0	173	247	125	.49931	131	23	25
DIV. I NON-CONF.	21-12-0	.63636	77	3-1-0	248	252	129	.49451	136	26	26
<hr/>											
TOTALS	RPI 1-25	RPI 26-50		W-L RECORDS		RPI 51-100		RPI 101-150		RPI 150+	
25-17-0	0-0-0	0-1-0		OVERALL		1-4-0		6-5-0		18-7-0	
6-2-0	0-0-0	0-0-0		HOME		0-0-0		4-0-0		2-2-0	
4-6-0	0-0-0	0-0-0		AWAY		0-3-0		1-3-0		3-0-0	
15-9-0	0-0-0	0-1-0		NEUTRAL		1-1-0		1-2-0		13-5-0	
21-12-0	0-0-0	0-1-0		NON-CONFERENCE		1-1-0		6-5-0		14-5-0	
5-0-0	0-0-0	0-0-0		HOME		0-0-0		4-0-0		1-0-0	
1-3-0	0-0-0	0-0-		AWAY		0-0-0		1-3-0		0-0-0	
15-9-0	0-0-0	0-1-0		NEUTRAL		1-1-0		1-2-0		13-5-0	
4-5-0	0-0-0	0-0-0		CONFERENCE		0-3-0		0-0-0		4-2-0	
1-2-0	0-0-0	0-0-0		HOME		0-0-0		0-0-0		1-2-0	
3-3-0	0-0-0	0-0-0		AWAY		0-3-0		0-0-0		3-0-0	
0-0-0	0-0-0	0-0-0		NEUTRAL		0-0-0		0-0-0		0-0-0	
RPI	S	Opponent	Score	RPI	S	Opponent	Score	RPI	S	Opponent	Score
				41	N	Marshall	3 11	67	N	Towson	2 7
								68	A	Lehigh	2 11
								68	A	Lehigh	3 7
								68	A	Lehigh	3 11
								98	N	Murray St.	4 3
										103	A Penn St.
											1 13
										103	A Penn St.
											8 9
										105	N Boston College
											1 8
										120	H Saint Francis (PA)
											5 3
										120	H Saint Francis (PA)
											6 1
										123	A Coastal Caro.
											3 11
										134	N Northern Ill.
											1 2
										135	N Albany (NY)
											8 3
										138	A East Carolina
											16 2
										141	H Binghamton
											2 1
										141	H Binghamton
											5 1
										154	N Presbyterian
											8 0
										163	N Southern Ill.
											1 8
										197	H Colgate
											2 5
										197	H Colgate
											4 7
										197	H Colgate
											8 6
										199	H Robert Morris
											9 8
										199	N Robert Morris
											6 5
										203	N East Tenn. St.
											7 8
										204	N Toledo
											4 3
										210	N Bowling Green
											8 4
										223	N Canisius
											9 4
										230	A Army West Point
											3 2
										68	A Lehigh
											3 7
										68	A Lehigh
											3 11
										68	A Lehigh
											2 11
										235	N Brown
											6 10
										235	N Brown
											11 6
<hr/>											
LAST 10 GAMES											

Non-Div. I Games:

Bucknell



RPI	S	Opponent	Score	
239	N	Sacred Heart	9	1
250	N	Florida A&M	3	4
251	N	Cornell	7	4
251	N	Cornell	9	0
254	N	Hampton	4	7
256	N	Valparaiso	6	2
284	N	Niagara	10	5
284	N	Niagara	5	3
292	N	Saint Peter's	3	2

Bucknell



Average RPI Win:		212	WON-LOST RECORD		WINNING PCT. RANK	LAST 10 GAMES	STRENGTH OF SCHEDULE		OPP. STRENGTH OF SCHEDULE	TEAM RPI	ADJ RPI	CONF. RPI	ADJ CONF. RPI
Average RPI Loss:		80											
DIV. I ONLY			20-22-0		.47619 155	6-4-0	123		142	134	.49861 132	22	22
DIV. I NON-CONF.			10-16-0		.38462 186	1-2-0	79		77	138	.49573 134	23	24
TOTALS		RPI 1-25	RPI 26-50		W-L RECORDS		RPI 51-100		RPI 101-150		RPI 150+		
20-22-0		0-5-0	1-5-0		OVERALL		0-6-0		1-3-0		18-3-0		
6-4-0		0-0-0	0-2-0		HOME		0-0-0		0-0-0		6-2-0		
6-8-0		0-3-0	0-0-0		AWAY		0-5-0		1-0-0		5-0-0		
8-10-0		0-2-0	1-3-0		NEUTRAL		0-1-0		0-3-0		7-1-0		
10-16-0		0-5-0	1-3-0		NON-CONFERENCE		0-4-0		1-3-0		8-1-0		
0-0-0		0-0-0	0-0-0		HOME		0-0-0		0-0-0		0-0-0		
2-6-0		0-3-0	0-0-		AWAY		0-3-0		1-0-0		1-0-0		
8-10-0		0-2-0	1-3-0		NEUTRAL		0-1-0		0-3-0		7-1-0		
10-6-0		0-0-0	0-2-0		CONFERENCE		0-2-0		0-0-0		10-2-0		
6-4-0		0-0-0	0-2-0		HOME		0-0-0		0-0-0		6-2-0		
4-2-0		0-0-0	0-0-0		AWAY		0-2-0		0-0-0		4-0-0		
0-0-0		0-0-0	0-0-0		NEUTRAL		0-0-0		0-0-0		0-0-0		
RPI S	Opponent	Score	RPI S	Opponent	Score	RPI S	Opponent	Score	RPI S	Opponent	Score		
5 N	Alabama	0 8	27 N	South Ala.	1 0	69 A	Dayton	9 10	112 N	Houston	2 7		
10 A	Tennessee	4 7	33 N	North Carolina St.	1 8	69 A	Dayton	1 2	113 N	Iowa St.	7 8		
10 A	Tennessee	2 7	33 N	North Carolina St.	2 5	94 A	UNLV	2 3	136 A	Ga. Southern	6 3		
14 A	Kentucky	0 2	35 N	North Carolina	0 7	98 A	Murray St.	4 5	145 N	UC Santa Barbara	4 7		
19 N	California	2 9	48 H	SIUE	0 8	98 A	Murray St.	1 3	158 H	Eastern Ill.	10 1		
			48 H	SIUE	1 5	100 N	FIU	1 4	158 H	Eastern Ill.	4 0		
									167 A	Miami (OH)	10 0		
									175 N	Lamar	4 7		
									190 A	UT Martin	4 1		
									190 A	UT Martin	6 3		
									192 N	Bradley	12 7		
									192 N	Bradley	9 8		
									213 H	Morehead St.	10 0		
									213 H	Morehead St.	5 6		
									213 H	Morehead St.	4 7		
									216 N	Wright St.	12 3		
									248 A	Belmont	10 0		
									248 A	Belmont	4 1		
									262 N	Houston Baptist	4 2		
									263 H	Tennessee St.	8 3		
									263 H	Tennessee St.	11 3		
									263 H	Tennessee St.	2 1		
									267 N	Jackson St.	1 0		
									291 N	Alabama A&M	2 1		
									291 N	Alabama A&M	8 0		
			LAST 10 GAMES			10 A	Tennessee	2 7	267 N	Jackson St.	1 0		
			190 A	UT Martin	4 1	10 A	Tennessee	4 7	291 N	Alabama A&M	2 1		
			190 A	UT Martin	6 3	98 A	Murray St.	4 5	291 N	Alabama A&M	8 0		
			263 H	Tennessee St.	2 1	98 A	Murray St.	1 3					
			263 H	Tennessee St.	11 3	167 A	Miami (OH)	10 0					
			263 H	Tennessee St.	8 3								

Non-Div. I Games:

Eastern Ky.



Average RPI Win:		181	WON-LOST RECORD		WINNING PCT. RANK		LAST 10 GAMES		STRENGTH OF SCHEDULE		OPP. STRENGTH OF SCHEDULE		TEAM RPI		ADJ RPI		CONF. RPI		ADJ CONF. RPI					
DIV. I ONLY			28-18-0		.6087		81		7-3-0		247		113		135		.49842		133		15		15	
DIV. I NON-CONF.			21-16-0		.56757		103		0-1-0		244		124		142		.49585		133		16		16	
TOTALS		RPI 1-25		RPI 26-50		W-L RECORDS		RPI 51-100		RPI 101-150		RPI 150+												
28-18-0		1-1-0		0-2-0		OVERALL		2-4-0		6-6-0		19-5-0												
17-5-0		0-1-0		0-0-0		HOME		2-1-0		3-1-0		12-2-0												
3-6-0		1-0-0		0-0-0		AWAY		0-2-0		0-3-0		2-1-0												
8-7-0		0-0-0		0-2-0		NEUTRAL		0-1-0		3-2-0		5-2-0												
21-16-0		1-1-0		0-2-0		NON-CONFERENCE		2-4-0		3-6-0		15-3-0												
12-4-0		0-1-0		0-0-0		HOME		2-1-0		0-1-0		10-1-0												
1-5-0		1-0-0		0-0-		AWAY		0-2-0		0-3-0		0-0-0												
8-7-0		0-0-0		0-2-0		NEUTRAL		0-1-0		3-2-0		5-2-0												
7-2-0		0-0-0		0-0-0		CONFERENCE		0-0-0		3-0-0		4-2-0												
5-1-0		0-0-0		0-0-0		HOME		0-0-0		3-0-0		2-1-0												
2-1-0		0-0-0		0-0-0		AWAY		0-0-0		0-0-0		2-1-0												
0-0-0		0-0-0		0-0-0		NEUTRAL		0-0-0		0-0-0		0-0-0												
RPI	S	Opponent		Score		RPI	S	Opponent		Score		RPI	S	Opponent		Score		RPI	S	Opponent		Score		
1	H	Florida		0	8	44	N	Fresno St.		2	10	52	H	Cal St. Fullerton		3	2	115	A	Cal Poly		0	1	
16	A	Arizona St.		5	3	50	N	San Jose St.		6	12	64	A	UC Riverside		6	7	130	N	New Mexico		4	6	
												64	A	UC Riverside		2	10	140	H	Bakersfield		2	4	
												66	H	Kent St.		3	2	142	H	Pacific		7	6	
												96	N	Weber St.		1	2	142	H	Pacific		4	2	
												97	H	Grand Canyon		0	1	142	H	Pacific		3	0	
																		143	N	UConn		2	1	
																		144	N	Western Caro.		5	4	
																		145	A	UC Santa Barbara		5	6	
																		145	A	UC Santa Barbara		3	4	
																		146	N	Michigan St.		3	2	
																		150	N	Indiana		3	4	
																		173	N	Sacramento St.		2	4	
																		176	A	Loyola Marymount		0	1	
																		176	A	Loyola Marymount		4	2	
																		176	A	Loyola Marymount		3	1	
																		181	N	Utah Valley		6	1	
																		183	N	UTEP		7	6	
																		185	H	Southern Utah		2	1	
																		185	N	Southern Utah		3	4	
																		185	N	Southern Utah		4	2	
																		186	N	Utah St.		4	3	
																		202	H	Harvard		1	0	
																		205	H	Santa Clara		5	0	
																		205	H	Santa Clara		9	1	
																		205	H	Santa Clara		4	5	
																		224	H	Bryant		1	0	
LAST 10 GAMES																								
205 H Santa Clara						4	5	176 A Loyola Marymount						4	2	202 H Harvard						1	0	
205 H Santa Clara						5	0	142 H Pacific						4	2	205 H Santa Clara						5	0	
205 H Santa Clara						9	1	142 H Pacific						3	0	205 H Santa Clara						9	1	
176 A Loyola Marymount						3	1	142 H Pacific						7	6	205 H Santa Clara						4	5	
176 A Loyola Marymount						0	1	145 A UC Santa Barbara						5	6	224 H Bryant						1	0	

Non-Div. I Games:

San Diego



RPI	S	Opponent	Score	
224	N	Bryant	11	0
241	H	Montana	5	11
241	H	Montana	5	3
243	H	Buffalo	2	0
246	H	Columbia	6	0
246	H	Columbia	4	2
246	H	Columbia	3	2
261	H	North Dakota	12	1
273	H	Howard	15	2

S  
a  
n  
D  
i  
e  
g  
o

S  
a  
n  
D  
i  
e  
g  
o

San Diego



Average RPI Win:	190	WON-LOST RECORD	WINNING PCT. RANK	LAST 10 GAMES	STRENGTH OF SCHEDULE	OPP. STRENGTH OF SCHEDULE	TEAM RPI	ADJ RPI	CONF. RPI	ADJ CONF. RPI					
DIV. I ONLY		23-19-0	.54762	114	5-5-0	174	196	132	.4978	134	18	18			
DIV. I NON-CONF.		16-14-0	.53333	120	3-1-0	183	193	137	.49506	135	18	18			
<hr/>															
TOTALS	RPI 1-25	RPI 26-50		W-L RECORDS		RPI 51-100		RPI 101-150		RPI 150+					
23-19-0	0-2-0	0-0-0		OVERALL		4-7-0		2-2-0		17-8-0					
8-3-0	0-0-0	0-0-0		HOME		0-1-0		0-0-0		8-2-0					
5-8-0	0-2-0	0-0-0		AWAY		3-3-0		1-0-0		1-3-0					
10-8-0	0-0-0	0-0-0		NEUTRAL		1-3-0		1-2-0		8-3-0					
16-14-0	0-2-0	0-0-0		NON-CONFERENCE		3-6-0		2-2-0		11-4-0					
3-2-0	0-0-0	0-0-0		HOME		0-1-0		0-0-0		3-1-0					
3-4-0	0-2-0	0-0-		AWAY		2-2-0		1-0-0		0-0-0					
10-8-0	0-0-0	0-0-0		NEUTRAL		1-3-0		1-2-0		8-3-0					
7-5-0	0-0-0	0-0-0		CONFERENCE		1-1-0		0-0-0		6-4-0					
5-1-0	0-0-0	0-0-0		HOME		0-0-0		0-0-0		5-1-0					
2-4-0	0-0-0	0-0-0		AWAY		1-1-0		0-0-0		1-3-0					
0-0-0	0-0-0	0-0-0		NEUTRAL		0-0-0		0-0-0		0-0-0					
<hr/>															
RPI	S	Opponent	Score	RPI	S	Opponent	Score	RPI	S	Opponent	Score				
21	A	UCF	2 4					51	H	North Dakota St.	0 3				
21	A	UCF	1 6					58	A	Troy	4 5				
								58	A	Troy	6 5				
								59	N	Pittsburgh	2 3				
								59	N	Pittsburgh	0 4				
								61	A	Texas St.	5 14				
								61	A	Texas St.	8 3				
								65	N	Kennesaw St.	2 1				
								73	N	Purdue	3 7				
								92	A	Ball St.	4 2				
								92	A	Ball St.	6 7				
												107	A	Illinois St.	6 3
												129	N	IUPUI	0 5
												131	N	Bucknell	2 1
												143	N	UConn	7 8
												152	N	Butler	2 3
												163	N	Southern Ill.	2 3
												165	A	Western Mich.	4 5
												165	A	Western Mich.	5 8
												167	A	Miami (OH)	2 1
												167	A	Miami (OH)	3 4
												168	H	Akron	9 8
												168	H	Akron	9 1
												204	H	Toledo	14 5
												204	H	Toledo	6 5
												206	N	Sam Houston St.	8 7
												210	H	Bowling Green	5 3
												210	H	Bowling Green	5 10
												223	N	Canisius	2 0
												239	N	Sacred Heart	1 0
												240	N	UMass Lowell	8 1
												242	H	Loyola Chicago	3 1
												242	H	Loyola Chicago	5 6
												246	N	Evansville	1 9
												250	N	Florida A&M	9 2
												252	N	Yale	2 0
												256	H	Valparaiso	4 2
												256	H	Valparaiso	12 4
<hr/>															
				LAST 10 GAMES											
				92 A Ball St. 6 7				256 H Valparaiso 12 4							
				92 A Ball St. 4 2				165 A Western Mich. 4 5							
				167 A Miami (OH) 3 4				165 A Western Mich. 5 8							
				167 A Miami (OH) 2 1				242 H Loyola Chicago 5 6							
				256 H Valparaiso 4 2				242 H Loyola Chicago 3 1							

**Non-Div. I Games:**

Northern Ill.



RPI	S	Opponent	Score	
276	N	Quinnipiac	7	0
292	N	Saint Peter's	3	1

Northern Ill.

N  
o  
r  
t  
h  
e  
r  
n  
I  
l  
l  
.

N  
o  
r  
t  
h  
e  
r  
n  
I  
l  
l  
.



Average RPI Win:	208	WON-LOST RECORD	WINNING PCT. RANK	LAST 10 GAMES	STRENGTH OF SCHEDULE	OPP. STRENGTH OF SCHEDULE	TEAM RPI	ADJ RPI	CONF. RPI	ADJ CONF. RPI	
Average RPI Loss:	146										
DIV. I ONLY	23-11-0	.67647	50	7-3-0	255	225	130	.49724	135	26	26
DIV. I NON-CONF.	17-8-0	.68	59	3-1-0	287	231	157	.48271	157	25	25
<hr/>											
TOTALS	RPI 1-25	RPI 26-50		W-L RECORDS	RPI 51-100		RPI 101-150		RPI 150+		
23-11-0	0-0-0	0-1-0		OVERALL	1-2-0		6-4-0		16-4-0		
7-2-0	0-0-0	0-0-0		HOME	0-0-0		1-0-0		6-2-0		
4-4-0	0-0-0	0-1-0		AWAY	0-0-0		4-3-0		0-0-0		
12-5-0	0-0-0	0-0-0		NEUTRAL	1-2-0		1-1-0		10-2-0		
<hr/>											
17-8-0	0-0-0	0-1-0		NON-CONFERENCE	1-2-0		2-2-0		14-3-0		
5-1-0	0-0-0	0-0-0		HOME	0-0-0		1-0-0		4-1-0		
0-2-0	0-0-0	0-0-		AWAY	0-0-0		0-1-0		0-0-0		
12-5-0	0-0-0	0-0-0		NEUTRAL	1-2-0		1-1-0		10-2-0		
<hr/>											
6-3-0	0-0-0	0-0-0		CONFERENCE	0-0-0		4-2-0		2-1-0		
2-1-0	0-0-0	0-0-0		HOME	0-0-0		0-0-0		2-1-0		
4-2-0	0-0-0	0-0-0		AWAY	0-0-0		4-2-0		0-0-0		
0-0-0	0-0-0	0-0-0		NEUTRAL	0-0-0		0-0-0		0-0-0		
<hr/>											
RPI S	Opponent	Score	RPI S	Opponent	Score	RPI S	Opponent	Score	RPI S	Opponent	Score
			36 A	Fla. Atlantic	1 10	83 N	Furman	7 1	126 A	Maine	7 3
						83 N	Furman	2 4	126 A	Maine	0 2
						85 N	North Florida	2 10	126 A	Maine	5 3
									131 N	Bucknell	3 8
									141 A	Binghamton	8 5
									141 A	Binghamton	13 4
									141 A	Binghamton	6 11
									143 H	UConn	2 1
									144 N	Western Caro.	4 0
									148 A	Winthrop	2 8
									157 N	South Dakota	8 4
									159 N	Creighton	0 11
									197 H	Colgate	4 6
									197 H	Colgate	6 3
									211 N	Princeton	12 4
									224 H	Bryant	6 0
									232 N	Green Bay	3 2
									232 N	Green Bay	2 1
									245 H	UMBC	2 3
									245 H	UMBC	1 0
									245 H	UMBC	11 6
			LAST 10 GAMES						250 N	Florida A&M	4 3
			141 A	Binghamton	6 11	197 H	Colgate	6 3	250 N	Florida A&M	2 0
			141 A	Binghamton	8 5	197 H	Colgate	4 6	251 H	Cornell	2 1
			141 A	Binghamton	13 4	245 H	UMBC	1 0	251 H	Cornell	10 4
			251 H	Cornell	2 1	245 H	UMBC	11 6	256 N	Valparaiso	6 5
			251 H	Cornell	10 4	245 H	UMBC	2 3	256 N	Valparaiso	2 9

Non-Div. I Games:

Albany (NY)



RPI	S	Opponent	Score	
284	N	Niagara	7	6
292	N	Saint Peter's	8	0
292	N	Saint Peter's	9	1

Albany (NY)

A  
l  
b  
a  
n  
y  
(  
N  
Y  
)

A  
l  
b  
a  
n  
y  
(  
N  
Y  
)



Average RPI Win: 146		WON-LOST RECORD		WINNING PCT. RANK		LAST 10 GAMES		STRENGTH OF SCHEDULE		OPP. STRENGTH OF SCHEDULE		TEAM RPI		ADJ RPI		CONF. RPI		ADJ CONF. RPI					
DIV. I ONLY		12-32-0		.27273 261		3-7-0		36		42		138		.49332 136		5		5					
DIV. I NON-CONF.		8-15-0		.34783 203		1-1-0		45		41		134		.49834 131		5		5					
TOTALS		RPI 1-25		RPI 26-50		W-L RECORDS		RPI 51-100		RPI 101-150		RPI 150+											
12-32-0		0-8-0		1-4-0		OVERALL		0-11-0		6-8-0		5-1-0											
2-16-0		0-0-0		0-1-0		HOME		0-10-0		1-4-0		1-1-0											
6-13-0		0-6-0		1-3-0		AWAY		0-1-0		2-3-0		3-0-0											
4-3-0		0-2-0		0-0-0		NEUTRAL		0-0-0		3-1-0		1-0-0											
8-15-0		0-5-0		1-1-0		NON-CONFERENCE		0-2-0		5-6-0		2-1-0											
2-7-0		0-0-0		0-1-0		HOME		0-1-0		1-4-0		1-1-0											
2-5-0		0-3-0		1-0-		AWAY		0-1-0		1-1-0		0-0-0											
4-3-0		0-2-0		0-0-0		NEUTRAL		0-0-0		3-1-0		1-0-0											
4-17-0		0-3-0		0-3-0		CONFERENCE		0-9-0		1-2-0		3-0-0											
0-9-0		0-0-0		0-0-0		HOME		0-9-0		0-0-0		0-0-0											
4-8-0		0-3-0		0-3-0		AWAY		0-0-0		1-2-0		3-0-0											
0-0-0		0-0-0		0-0-0		NEUTRAL		0-0-0		0-0-0		0-0-0											
RPI	S	Opponent		Score		RPI	S	Opponent		Score		RPI	S	Opponent		Score		RPI	S	Opponent		Score	
8	A	Florida St.		0	4	27	A	South Ala.		0	11	55	A	South Fla.		2	3	104	N	Illinois		10	14
8	A	Florida St.		0	8	27	A	South Ala.		0	7	58	H	Troy		3	7	105	H	Boston College		3	6
9	A	La.-Lafayette		2	8	27	A	South Ala.		2	7	58	H	Troy		1	7	119	A	Texas-Arlington		1	7
9	A	La.-Lafayette		0	9	28	A	Texas		3	1	58	H	Troy		1	13	119	A	Texas-Arlington		1	2
9	A	La.-Lafayette		1	12	35	H	North Carolina		0	9	61	H	Texas St.		2	10	119	A	Texas-Arlington		13	10
14	N	Kentucky		0	10							61	H	Texas St.		1	4	121	A	Jacksonville		4	0
14	N	Kentucky		0	9							61	H	Texas St.		3	5	121	A	Jacksonville		5	8
20	A	Georgia		0	11							69	H	Dayton		1	3	126	N	Maine		2	1
												77	H	La.-Monroe		0	6	130	N	New Mexico		4	2
												77	H	La.-Monroe		6	8	130	N	New Mexico		4	2
												77	H	La.-Monroe		5	7	132	H	Eastern Ky.		3	6
																		141	H	Binghamton		21	12
																		149	H	Tennessee Tech		4	5
																		149	H	Tennessee Tech		2	4
																		162	A	Appalachian St.		17	3
																		162	A	Appalachian St.		6	5
																		162	A	Appalachian St.		11	6
																		192	H	Bradley		3	2
																		207	H	Campbell		6	7
																		280	N	Rhode Island		7	2
						LAST 10 GAMES																	
						58	H	Troy		1	13	27	A	South Ala.		0	7						
						58	H	Troy		3	7	121	A	Jacksonville		4	0						
						58	H	Troy		1	7	121	A	Jacksonville		5	8						
						27	A	South Ala.		2	7	162	A	Appalachian St.		11	6						
						27	A	South Ala.		0	11	162	A	Appalachian St.		17	3						

Non-Div. I Games:

Ga. Southern



Average RPI Win: 221		WON-LOST RECORD	WINNING PCT. RANK	LAST 10 GAMES	STRENGTH OF SCHEDULE	OPP. STRENGTH OF SCHEDULE	TEAM RPI	ADJ RPI	CONF. RPI	ADJ CONF. RPI	
Average RPI Loss: 105											
DIV. I ONLY		23-18-0	.56098 104	5-5-0	190	231	136	.49293 137	7	8	
DIV. I NON-CONF.		18-9-0	.66667 64	3-0-0	276	286	149	.48516 153	9	10	
TOTALS		RPI 1-25	RPI 26-50		W-L RECORDS		RPI 51-100		RPI 101-150		RPI 150+
23-18-0		0-3-0	0-0-0		OVERALL		1-6-0		3-4-0		19-5-0
9-8-0		0-3-0	0-0-0		HOME		0-1-0		0-0-0		9-4-0
6-8-0		0-0-0	0-0-0		AWAY		1-4-0		1-3-0		4-1-0
8-2-0		0-0-0	0-0-0		NEUTRAL		0-1-0		2-1-0		6-0-0
18-9-0		0-0-0	0-0-0		NON-CONFERENCE		0-4-0		2-2-0		16-3-0
6-3-0		0-0-0	0-0-0		HOME		0-1-0		0-0-0		6-2-0
4-4-0		0-0-0	0-0-		AWAY		0-2-0		0-1-0		4-1-0
8-2-0		0-0-0	0-0-0		NEUTRAL		0-1-0		2-1-0		6-0-0
5-9-0		0-3-0	0-0-0		CONFERENCE		1-2-0		1-2-0		3-2-0
3-5-0		0-3-0	0-0-0		HOME		0-0-0		0-0-0		3-2-0
2-4-0		0-0-0	0-0-0		AWAY		1-2-0		1-2-0		0-0-0
0-0-0		0-0-0	0-0-0		NEUTRAL		0-0-0		0-0-0		0-0-0
RPI S	Opponent	Score	RPI S	Opponent	Score	RPI S	Opponent	Score	RPI S	Opponent	Score
17 H	James Madison	3 12				53 N	Ole Miss	4 12	111 A	Central Ark.	2 7
17 H	James Madison	0 8				68 H	Lehigh	2 5	117 A	Col. of Charleston	1 2
17 H	James Madison	0 13				76 A	Elon	4 5	117 A	Col. of Charleston	3 5
						76 A	Elon	4 7	117 A	Col. of Charleston	3 2
						76 A	Elon	4 1	144 N	Western Caro.	7 0
						77 A	La.-Monroe	5 7	144 N	Western Caro.	1 3
						77 A	La.-Monroe	3 11	144 N	Western Caro.	9 2
									155 H	UNCW	1 4
									155 H	UNCW	3 2
									155 H	UNCW	3 0
									161 A	Charleston So.	2 6
									161 A	Charleston So.	7 1
									169 H	Villanova	2 7
									187 H	Drexel	4 3
									187 H	Drexel	4 6
									204 N	Toledo	8 0
									218 N	Memphis	6 4
									238 A	Monmouth	9 5
									251 H	Cornell	5 4
									251 H	Cornell	2 5
									253 N	Marist	7 3
									257 H	Delaware St.	7 5
									273 N	Howard	11 6
									273 N	Howard	13 6
									278 N	N.C. A&T	7 1
									281 A	Rider	11 3
									281 A	Rider	10 0
			LAST 10 GAMES								
			17 H	James Madison	0 8	76 A	Elon	4 5			
			17 H	James Madison	0 13	76 A	Elon	4 1			
			17 H	James Madison	3 12	76 A	Elon	4 7			
			281 H	Rider	5 1	238 A	Monmouth	9 5			
			281 H	Rider	2 1	117 A	Col. of Charleston	3 2			

Non-Div. I Games:

Delaware



RPI	S	Opponent	Score	
281	H	Rider	5	1
281	H	Rider	2	1
286	H	Morgan St.	1	0
286	H	Morgan St.	6	2

Delaware

D  
e  
l  
a  
w  
a  
r  
e

D  
e  
l  
a  
w  
a  
r  
e



Average RPI Win:		137	WON-LOST RECORD		WINNING PCT. RANK		LAST 10 GAMES		STRENGTH OF SCHEDULE		OPP. STRENGTH OF SCHEDULE		TEAM RPI		ADJ RPI		CONF. RPI		ADJ CONF. RPI				
DIV. I ONLY			13-35-0		.27083 263		3-7-0		34		60		140		.49254 138		10		10				
DIV. I NON-CONF.			8-25-0		.24242 252		0-3-0		34		33		172		.48113 161		10		9				
TOTALS		RPI 1-25		RPI 26-50		W-L RECORDS		RPI 51-100		RPI 101-150		RPI 150+											
13-35-0		0-7-0		2-8-0		OVERALL		3-8-0		2-7-0		6-5-0											
6-16-0		0-5-0		1-5-0		HOME		0-3-0		1-1-0		4-2-0											
5-11-0		0-1-0		0-0-0		AWAY		2-4-0		1-2-0		2-3-0											
2-8-0		0-0-0		1-3-0		NEUTRAL		1-1-0		0-4-0		0-0-0											
8-25-0		0-4-0		2-8-0		NON-CONFERENCE		1-4-0		1-5-0		4-4-0											
6-10-0		0-2-0		1-5-0		HOME		0-0-0		1-1-0		4-2-0											
0-7-0		0-2-0		0-0-		AWAY		0-3-0		0-0-0		0-2-0											
2-8-0		0-0-0		1-3-0		NEUTRAL		1-1-0		0-4-0		0-0-0											
5-10-0		0-3-0		0-0-0		CONFERENCE		2-4-0		1-2-0		2-1-0											
0-6-0		0-3-0		0-0-0		HOME		0-3-0		0-0-0		0-0-0											
5-4-0		0-0-0		0-0-0		AWAY		2-1-0		1-2-0		2-1-0											
0-0-0		0-0-0		0-0-0		NEUTRAL		0-0-0		0-0-0		0-0-0											
RPI	S	Opponent		Score		RPI	S	Opponent		Score		RPI	S	Opponent		Score							
13	A	Oklahoma		1	23	29	N	Utah		4	0	55	A	South Fla.		2	3	104	N	Illinois		6	7
13	A	Oklahoma		0	11	32	H	South Carolina		1	0	55	A	South Fla.		10	1	106	H	Longwood		4	3
17	H	James Madison		0	13	32	H	South Carolina		2	11	55	A	South Fla.		7	3	106	N	Longwood		0	3
17	H	James Madison		1	6	33	H	North Carolina St.		1	6	60	A	Hawaii		3	11	111	N	Central Ark.		1	2
21	H	UCF		0	3	37	H	Virginia Tech		1	6	60	A	Hawaii		0	5	112	A	Houston		7	8
21	H	UCF		0	8	37	H	Virginia Tech		3	4	74	H	Tulsa		1	4	112	A	Houston		4	3
21	H	UCF		0	2	40	N	Georgia St.		3	4	74	H	Tulsa		0	8	112	A	Houston		1	2
						41	H	Marshall		4	5	74	H	Tulsa		0	5	126	N	Maine		7	11
						45	N	Oregon St.		1	2	76	A	Elon		4	10	131	H	Bucknell		2	16
						45	N	Oregon St.		5	8	99	N	Iowa		1	5	155	A	UNCW		0	2
												99	N	Iowa		3	2	155	A	UNCW		1	5
																		177	H	Seton Hall		4	0
																		177	H	Seton Hall		8	10
																		203	H	East Tenn. St.		8	9
																		214	H	Oakland		7	3
																		214	H	Oakland		9	1
																		218	A	Memphis		3	1
																		218	A	Memphis		8	1
																		218	A	Memphis		4	5
																		257	H	Delaware St.		10	0
						LAST 10 GAMES																	
						55	A	South Fla.		7	3	74	H	Tulsa		0	8						
						55	A	South Fla.		2	3	74	H	Tulsa		0	5						
						55	A	South Fla.		10	1	74	H	Tulsa		1	4						
						17	H	James Madison		1	6	33	H	North Carolina St.		1	6						
						17	H	James Madison		0	13	112	A	Houston		4	3						

Non-Div. I Games:

East Carolina



Average RPI Win: 175		WON-LOST	WINNING	LAST 10	STRENGTH OF		OPP. STRENGTH	TEAM	ADJ	CONF.	ADJ CONF.
Average RPI Loss: 64		RECORD	PCT. RANK	GAMES	SCHEDULE		OF SCHEDULE	RPI	RPI	RPI	RPI
DIV. I ONLY		19-26-0	.42222	187	2-7-0		106	58	137	.49175	139
DIV. I NON-CONF.		16-18-0	.47059	145	0-2-0		209	82	162	.4803	164
TOTALS		RPI 1-25	RPI 26-50		W-L RECORDS		RPI 51-100		RPI 101-150		RPI 150+
19-26-0		1-9-0	0-2-0		OVERALL		3-10-0		3-4-0		12-1-0
9-8-0		0-3-0	0-0-0		HOME		1-4-0		1-1-0		7-0-0
5-11-0		1-5-0	0-1-0		AWAY		0-4-0		2-1-0		2-0-0
5-7-0		0-1-0	0-1-0		NEUTRAL		2-2-0		0-2-0		3-1-0
16-18-0		0-4-0	0-2-0		NON-CONFERENCE		3-8-0		1-3-0		12-1-0
9-3-0		0-0-0	0-0-0		HOME		1-2-0		1-1-0		7-0-0
2-8-0		0-3-0	0-0-		AWAY		0-4-0		0-0-0		2-0-0
5-7-0		0-1-0	0-1-0		NEUTRAL		2-2-0		0-2-0		3-1-0
3-8-0		1-5-0	0-0-0		CONFERENCE		0-2-0		2-1-0		0-0-0
0-5-0		0-3-0	0-0-0		HOME		0-2-0		0-0-0		0-0-0
3-3-0		1-2-0	0-0-0		AWAY		0-0-0		2-1-0		0-0-0
0-0-0		0-0-0	0-0-0		NEUTRAL		0-0-0		0-0-0		0-0-0
RPI S	Opponent	Score	RPI S	Opponent	Score	RPI S	Opponent	Score	RPI S	Opponent	Score
8 N	Florida St.	1 4	27 A	South Ala.	4 5	52 N	Cal St. Fullerton	5 6	109 N	North Texas	0 4
12 A	Arizona	2 12	44 N	Fresno St.	4 16	57 A	BYU	2 10	109 N	North Texas	3 5
12 A	Arizona	0 5				57 A	BYU	2 10	111 H	Central Ark.	4 0
12 A	Arizona	3 4				57 A	BYU	1 2	113 A	Iowa St.	8 6
22 A	Baylor	1 2				62 N	Long Beach St.	2 0	113 A	Iowa St.	11 1
22 A	Baylor	1 0				72 N	Lipscomb	9 5	113 A	Iowa St.	3 5
22 A	Baylor	7 8				74 A	Tulsa	0 3	143 H	UConn	2 8
24 H	Kansas	5 10				74 H	Tulsa	1 2	152 N	Butler	9 5
24 H	Kansas	6 7				79 N	Stanford	0 4	170 H	UMKC	8 7
24 H	Kansas	2 3				88 H	Texas Tech	1 9	170 H	UMKC	11 7
						88 H	Texas Tech	2 5	181 A	Utah Valley	10 2
						91 H	Wichita St.	8 11	181 A	Utah Valley	9 1
						99 H	Iowa	6 5	246 H	Evansville	18 7
									246 H	Evansville	8 2
									246 N	Evansville	5 8
									260 N	IPFW	8 0
									260 N	IPFW	5 1
									290 H	Ark.-Pine Bluff	8 0
									290 H	Ark.-Pine Bluff	7 3
									290 H	Ark.-Pine Bluff	13 0
			LAST 10 GAMES								
			88 H	Texas Tech	1 9	113 A	Iowa St.	8 6			
			88 H	Texas Tech	2 5	113 A	Iowa St.	11 1			
			74 H	Tulsa	1 2	24 H	Kansas	2 3			
			74 A	Tulsa	0 3	24 H	Kansas	5 10			
			113 A	Iowa St.	3 5	24 H	Kansas	6 7			

Non-Div. I Games:

Oklahoma St.



Average RPI Win: 147		WON-LOST RECORD		WINNING PCT. RANK		LAST 10 GAMES		STRENGTH OF SCHEDULE		OPP. STRENGTH OF SCHEDULE		TEAM RPI		ADJ RPI		CONF. RPI		ADJ CONF. RPI	
DIV. I ONLY		17-22-0		.4359 177		4-6-0		114		121		141		.49061 140		14		14	
DIV. I NON-CONF.		12-15-0		.44444 157		0-0-0		161		101		153		.48721 151		14		14	
TOTALS		RPI 1-25		RPI 26-50		W-L RECORDS		RPI 51-100		RPI 101-150		RPI 150+							
17-22-0		0-2-0		2-2-0		OVERALL		2-7-0		6-4-0		7-7-0							
8-6-0		0-0-0		1-2-0		HOME		0-0-0		4-2-0		3-2-0							
7-8-0		0-0-0		1-0-0		AWAY		2-4-0		2-1-0		2-3-0							
2-8-0		0-2-0		0-0-0		NEUTRAL		0-3-0		0-1-0		2-2-0							
12-15-0		0-2-0		1-0-0		NON-CONFERENCE		0-6-0		6-4-0		5-3-0							
6-2-0		0-0-0		0-0-0		HOME		0-0-0		4-2-0		2-0-0							
4-5-0		0-0-0		1-0-		AWAY		0-3-0		2-1-0		1-1-0							
2-8-0		0-2-0		0-0-0		NEUTRAL		0-3-0		0-1-0		2-2-0							
5-7-0		0-0-0		1-2-0		CONFERENCE		2-1-0		0-0-0		2-4-0							
2-4-0		0-0-0		1-2-0		HOME		0-0-0		0-0-0		1-2-0							
3-3-0		0-0-0		0-0-0		AWAY		2-1-0		0-0-0		1-2-0							
0-0-0		0-0-0		0-0-0		NEUTRAL		0-0-0		0-0-0		0-0-0							
RPI S	Opponent	Score		RPI S	Opponent	Score		RPI S	Opponent	Score		RPI S	Opponent	Score					
18 N	Minnesota	1	9	42 A	CSUN	7	6	52 A	Cal St. Fullerton	1	3	115 H	Cal Poly	6	8				
23 N	Washington	2	11	49 H	New Mexico St.	0	1	52 A	Cal St. Fullerton	3	4	115 H	Cal Poly	2	1				
				49 H	New Mexico St.	3	0	56 N	Louisville	2	10	124 N	UC Davis	2	5				
				49 H	New Mexico St.	2	7	66 N	Kent St.	0	1	130 A	New Mexico	1	8				
								75 N	Rutgers	4	9	130 A	New Mexico	8	7				
								94 A	UNLV	0	10	133 A	San Diego	4	2				
								97 A	Grand Canyon	9	5	142 H	Pacific	2	0				
								97 A	Grand Canyon	12	7	142 H	Pacific	0	8				
								97 A	Grand Canyon	8	9	144 H	Western Caro.	4	1				
												144 H	Western Caro.	1	0				
												170 H	UMKC	5	4				
												170 H	UMKC	2	12				
												170 H	UMKC	1	2				
												173 N	Sacramento St.	1	4				
												176 A	Loyola Marymount	0	8				
												176 A	Loyola Marymount	2	0				
												181 A	Utah Valley	1	2				
												181 A	Utah Valley	2	0				
												181 A	Utah Valley	1	3				
												185 N	Southern Utah	2	1				
												185 N	Southern Utah	1	3				
												226 H	Boise St.	9	1				
												226 H	Boise St.	4	1				
												241 N	Montana	4	0				
LAST 10 GAMES																			
				49 H	New Mexico St.	3	0	97 A	Grand Canyon	8	9								
				49 H	New Mexico St.	0	1	181 A	Utah Valley	2	0								
				49 H	New Mexico St.	2	7	181 A	Utah Valley	1	2								
				97 A	Grand Canyon	9	5	181 A	Utah Valley	1	3								
				97 A	Grand Canyon	12	7	170 H	UMKC	1	2								

Non-Div. I Games:

Bakersfield



Average RPI Win:		211	WON-LOST RECORD		WINNING PCT. RANK		LAST 10 GAMES		STRENGTH OF SCHEDULE		OPP. STRENGTH OF SCHEDULE		TEAM RPI		ADJ RPI		CONF. RPI		ADJ CONF. RPI				
Average RPI Loss:		98																					
DIV. I ONLY			14-16-0		.46667 159		5-5-0		122		190		139		.4899 141		26		26				
DIV. I NON-CONF.			9-11-0		.45 155		0-2-0		105		150		133		.49716 132		25		25				
TOTALS		RPI 1-25		RPI 26-50		W-L RECORDS		RPI 51-100		RPI 101-150		RPI 150+											
14-16-0		0-3-0		0-1-0		OVERALL		1-1-0		3-10-0		10-1-0											
2-3-0		0-0-0		0-0-0		HOME		0-0-0		1-2-0		1-1-0											
3-8-0		0-2-0		0-1-0		AWAY		0-0-0		1-5-0		2-0-0											
9-5-0		0-1-0		0-0-0		NEUTRAL		1-1-0		1-3-0		7-0-0											
9-11-0		0-3-0		0-1-0		NON-CONFERENCE		1-1-0		1-6-0		7-0-0											
0-0-0		0-0-0		0-0-0		HOME		0-0-0		0-0-0		0-0-0											
0-6-0		0-2-0		0-0-		AWAY		0-0-0		0-3-0		0-0-0											
9-5-0		0-1-0		0-0-0		NEUTRAL		1-1-0		1-3-0		7-0-0											
5-5-0		0-0-0		0-0-0		CONFERENCE		0-0-0		2-4-0		3-1-0											
2-3-0		0-0-0		0-0-0		HOME		0-0-0		1-2-0		1-1-0											
3-2-0		0-0-0		0-0-0		AWAY		0-0-0		1-2-0		2-0-0											
0-0-0		0-0-0		0-0-0		NEUTRAL		0-0-0		0-0-0		0-0-0											
RPI	S	Opponent		Score		RPI	S	Opponent		Score		RPI	S	Opponent		Score		RPI	S	Opponent		Score	
4	N	Michigan		0	15	33	A	North Carolina St.		0	7	71	N	Fordham		4	6	102	A	Stony Brook		13	7
16	A	Arizona St.		5	22							72	N	Lipscomb		7	5	102	A	Stony Brook		0	15
16	A	Arizona St.		0	1													102	A	Stony Brook		0	3
														105 N Boston College		4	5	105	N	Boston College		11	13
														106 N Longwood		4	8	106	N	Longwood		4	8
														131 A Bucknell		1	2	131	A	Bucknell		1	2
														131 A Bucknell		1	5	131	A	Bucknell		1	5
														135 H Albany (NY)		5	8	135	H	Albany (NY)		5	8
														135 H Albany (NY)		4	13	135	H	Albany (NY)		4	13
														135 H Albany (NY)		11	6	135	H	Albany (NY)		11	6
														136 A Ga. Southern		12	21	136	A	Ga. Southern		12	21
														149 N Tennessee Tech		6	2	149	N	Tennessee Tech		6	2
														204 N Toledo		5	4	204	N	Toledo		5	4
														204 N Toledo		16	11	204	N	Toledo		16	11
														207 N Campbell		9	8	207	N	Campbell		9	8
														240 H UMass Lowell		6	8	240	H	UMass Lowell		6	8
														240 H UMass Lowell		8	1	240	H	UMass Lowell		8	1
														255 N Manhattan		8	0	255	N	Manhattan		8	0
														255 N Manhattan		9	5	255	N	Manhattan		9	5
														281 N Rider		20	2	281	N	Rider		20	2
														281 N Rider		3	2	281	N	Rider		3	2
														287 A Hartford		8	0	287	A	Hartford		8	0
														287 A Hartford		10	2	287	A	Hartford		10	2
				LAST 10 GAMES																			
						135	H	Albany (NY)		11	6	131	A	Bucknell		1	5	102	A	Stony Brook		13	7
						135	H	Albany (NY)		5	8	131	A	Bucknell		1	2						
						135	H	Albany (NY)		4	13	287	A	Hartford		8	0						
						240	H	UMass Lowell		6	8	287	A	Hartford		10	2						
						240	H	UMass Lowell		8	1	102	A	Stony Brook		13	7						

Non-Div. I Games:

Binghamton



Average RPI Win: 146		WON-LOST	WINNING	LAST 10	STRENGTH OF		OPP. STRENGTH	TEAM	ADJ	CONF.	ADJ CONF.
Average RPI Loss: 82		RECORD	PCT. RANK	GAMES	SCHEDULE		OF SCHEDULE	RPI	RPI	RPI	RPI
DIV. I ONLY		13-33-0	.28261	258	38		93	143	.4892	142	15
DIV. I NON-CONF.		11-26-0	.2973	232	30		48	143	.49397	138	16
TOTALS		RPI 1-25	RPI 26-50		W-L RECORDS		RPI 51-100		RPI 101-150		RPI 150+
13-33-0		1-6-0	0-6-0		OVERALL		2-9-0		3-8-0		7-4-0
6-11-0		0-1-0	0-2-0		HOME		1-4-0		1-2-0		4-2-0
2-11-0		0-0-0	0-2-0		AWAY		0-4-0		1-5-0		1-0-0
5-11-0		1-5-0	0-2-0		NEUTRAL		1-1-0		1-1-0		2-2-0
11-26-0		1-6-0	0-6-0		NON-CONFERENCE		2-6-0		3-5-0		5-3-0
4-10-0		0-1-0	0-2-0		HOME		1-4-0		1-2-0		2-1-0
2-5-0		0-0-0	0-0-		AWAY		0-1-0		1-2-0		1-0-0
5-11-0		1-5-0	0-2-0		NEUTRAL		1-1-0		1-1-0		2-2-0
2-7-0		0-0-0	0-0-0		CONFERENCE		0-3-0		0-3-0		2-1-0
2-1-0		0-0-0	0-0-0		HOME		0-0-0		0-0-0		2-1-0
0-6-0		0-0-0	0-0-0		AWAY		0-3-0		0-3-0		0-0-0
0-0-0		0-0-0	0-0-0		NEUTRAL		0-0-0		0-0-0		0-0-0
RPI S	Opponent	Score	RPI S	Opponent	Score	RPI S	Opponent	Score	RPI S	Opponent	Score
3 N	Auburn	1 4	39 N	San Diego St.	2 4	51 H	North Dakota St.	1 5	103 H	Penn St.	2 1
5 N	Alabama	0 10	42 H	CSUN	2 7	51 H	North Dakota St.	2 8	103 H	Penn St.	1 2
5 N	Alabama	0 13	42 H	CSUN	0 4	57 A	BYU	0 7	115 N	Cal Poly	0 6
6 N	Oregon	7 9	44 A	Fresno St.	0 1	57 A	BYU	0 8	115 N	Cal Poly	6 3
18 N	Minnesota	1 8	45 N	Oregon St.	0 13	57 A	BYU	9 16	124 A	UC Davis	1 10
22 N	Baylor	6 3	50 A	San Jose St.	4 12	64 N	UC Riverside	1 0	133 A	San Diego	2 4
23 H	Washington	0 9				71 N	Fordham	3 4	133 A	San Diego	6 7
						79 A	Stanford	5 9	133 A	San Diego	0 3
						79 H	Stanford	7 9	140 A	Bakersfield	8 0
						97 H	Grand Canyon	3 2	140 A	Bakersfield	0 2
						97 H	Grand Canyon	1 5	143 H	UConn	4 7
									159 N	Creighton	0 2
									173 A	Sacramento St.	8 6
									173 H	Sacramento St.	5 0
									176 H	Loyola Marymount	2 1
									176 H	Loyola Marymount	2 4
									176 H	Loyola Marymount	3 2
									192 N	Bradley	9 1
									196 N	Providence	4 5
									222 N	South Dakota St.	10 0
									241 H	Montana	7 6
									241 H	Montana	2 6
			LAST 10 GAMES								
			176 H	Loyola Marymount	2 4	57 A	BYU	9 16			
			176 H	Loyola Marymount	2 1	57 A	BYU	0 7			
			176 H	Loyola Marymount	3 2	133 A	San Diego	2 4			
			173 H	Sacramento St.	5 0	133 A	San Diego	0 3			
			57 A	BYU	0 8	133 A	San Diego	6 7			

Non-Div. I Games:

Pacific



Average RPI Win: 154		WON-LOST	WINNING	LAST 10	STRENGTH OF		OPP. STRENGTH	TEAM	ADJ	CONF.	ADJ CONF.
Average RPI Loss: 94		RECORD	PCT. RANK	GAMES	SCHEDULE		OF SCHEDULE	RPI	RPI	RPI	RPI
DIV. I ONLY		15-27-0	.35714	217	4-6-0		65	118	149	.48891	143
DIV. I NON-CONF.		12-19-0	.3871	185	2-1-0		92	138	152	.48861	148
TOTALS		RPI 1-25	RPI 26-50		W-L RECORDS		RPI 51-100		RPI 101-150		RPI 150+
15-27-0	0-4-0	2-3-0		OVERALL		4-8-0		3-7-0		6-5-0	
3-3-0	0-0-0	0-0-0		HOME		1-1-0		0-1-0		2-1-0	
5-9-0	0-3-0	1-0-0		AWAY		0-2-0		2-4-0		2-0-0	
7-15-0	0-1-0	1-3-0		NEUTRAL		3-5-0		1-2-0		2-4-0	
12-19-0	0-1-0	2-3-0		NON-CONFERENCE		3-7-0		3-4-0		4-4-0	
0-1-0	0-0-0	0-0-0		HOME		0-0-0		0-1-0		0-0-0	
5-3-0	0-0-0	1-0-		AWAY		0-2-0		2-1-0		2-0-0	
7-15-0	0-1-0	1-3-0		NEUTRAL		3-5-0		1-2-0		2-4-0	
3-8-0	0-3-0	0-0-0		CONFERENCE		1-1-0		0-3-0		2-1-0	
3-2-0	0-0-0	0-0-0		HOME		1-1-0		0-0-0		2-1-0	
0-6-0	0-3-0	0-0-0		AWAY		0-0-0		0-3-0		0-0-0	
0-0-0	0-0-0	0-0-0		NEUTRAL		0-0-0		0-0-0		0-0-0	
RPI S	Opponent	Score	RPI S	Opponent	Score	RPI S	Opponent	Score	RPI S	Opponent	Score
12 N	Arizona	0 12	39 A	San Diego St.	11 4	54 N	Ohio St.	1 5	108 N	Samford	4 8
21 A	UCF	1 2	42 N	CSUN	0 8	55 H	South Fla.	8 7	112 A	Houston	1 2
21 A	UCF	1 6	42 N	CSUN	1 7	55 H	South Fla.	2 3	112 A	Houston	3 4
21 A	UCF	1 2	48 N	SIUE	2 1	57 N	BYU	1 4	112 A	Houston	1 4
			49 N	New Mexico St.	4 5	58 A	Troy	0 10	125 H	Central Conn. St.	1 3
						58 A	Troy	5 6	133 N	San Diego	1 2
						61 N	Texas St.	1 7	134 N	Northern Ill.	8 7
						61 N	Texas St.	0 9	135 A	Albany (NY)	1 2
						65 N	Kennesaw St.	4 2	139 A	Oklahoma St.	8 2
						94 N	UNLV	3 2	142 A	Pacific	7 4
						97 N	Grand Canyon	2 11	170 N	UMKC	7 10
						97 N	Grand Canyon	5 3	170 N	UMKC	2 9
									181 N	Utah Valley	3 4
									218 H	Memphis	0 12
									218 H	Memphis	4 3
									218 H	Memphis	8 7
									246 N	Evansville	10 5
									246 N	Evansville	6 3
									246 N	Evansville	2 5
									280 A	Rhode Island	8 0
									287 A	Hartford	5 0
LAST 10 GAMES											
112 A	Houston	3 4	218 H	Memphis	4 3						
112 A	Houston	1 2	218 H	Memphis	8 7						
112 A	Houston	1 4	218 H	Memphis	0 12						
125 H	Central Conn. St.	1 3	280 A	Rhode Island	8 0						
287 A	Hartford	5 0	55 H	South Fla.	2 3						

Non-Div. I Games:

UConn



Average RPI Win:	173	WON-LOST	WINNING	LAST 10	STRENGTH OF	OPP. STRENGTH	TEAM	ADJ	CONF.	ADJ CONF.	
Average RPI Loss:	112	RECORD	PCT. RANK	GAMES	SCHEDULE	OF SCHEDULE	RPI	RPI	RPI	RPI	
DIV. I ONLY	19-25-0	.43182	182	5-5-0	100	167	142	.4885	144	11	12
DIV. I NON-CONF.	11-19-0	.36667	194	0-2-0	150	194	195	.46167	195	12	12
<hr/>											
TOTALS	RPI 1-25	RPI 26-50		W-L RECORDS		RPI 51-100		RPI 101-150		RPI 150+	
19-25-0	0-0-0	0-7-0		OVERALL		1-4-0		9-8-0		9-6-0	
8-1-0	0-0-0	0-0-0		HOME		0-0-0		3-0-0		5-1-0	
6-16-0	0-0-0	0-6-0		AWAY		1-2-0		5-4-0		0-3-0	
5-8-0	0-0-0	0-0-0		NEUTRAL		0-2-0		1-4-0		4-2-0	
11-19-0	0-0-0	0-5-0		NON-CONFERENCE		0-2-0		4-7-0		7-5-0	
3-0-0	0-0-0	0-0-0		HOME		0-0-0		0-0-0		3-0-0	
3-11-0	0-0-0	0-0-		AWAY		0-0-0		3-3-0		0-3-0	
5-8-0	0-0-0	0-0-0		NEUTRAL		0-2-0		1-4-0		4-2-0	
8-6-0	0-0-0	0-2-0		CONFERENCE		1-2-0		5-1-0		2-1-0	
5-1-0	0-0-0	0-0-0		HOME		0-0-0		3-0-0		2-1-0	
3-5-0	0-0-0	0-2-0		AWAY		1-2-0		2-1-0		0-0-0	
0-0-0	0-0-0	0-0-0		NEUTRAL		0-0-0		0-0-0		0-0-0	
RPI	S	Opponent	Score	RPI	S	Opponent	Score	RPI	S	Opponent	Score
				32	A	South Carolina	1 3	57	N	BYU	1 3
				35	A	North Carolina	0 1	81	A	Mercer	6 5
				38	A	USC Upstate	3 11	81	A	Mercer	1 3
				38	A	USC Upstate	0 7	81	A	Mercer	2 3
				38	A	USC Upstate	0 4	96	N	Weber St.	2 11
				43	A	Chattanooga	3 8				
				43	A	Chattanooga	1 7				

Non-Div. I Games:

Western Caro.



RPI	S	Opponent	Score	
248	N	Belmont	6	5
248	N	Belmont	4	1
253	N	Marist	6	1
278	H	N.C. A&T	8	5
278	H	N.C. A&T	7	0

Western Caro.

W  
e  
s  
t  
e  
r  
n  
C  
a  
r  
o  
.

W  
e  
s  
t  
e  
r  
n  
C  
a  
r  
o  
.



Average RPI Win:		150	WON-LOST RECORD		WINNING PCT. RANK		LAST 10 GAMES		STRENGTH OF SCHEDULE		OPP. STRENGTH OF SCHEDULE		TEAM RPI		ADJ RPI		CONF. RPI		ADJ CONF. RPI				
DIV. I ONLY			15-30-0		.33333	229	2-8-0		56		99		145		.4883		145		8		7		
DIV. I NON-CONF.			13-20-0		.39394	178	1-0-0		54		113		127		.50197		125		7		7		
TOTALS		RPI 1-25		RPI 26-50			W-L RECORDS			RPI 51-100			RPI 101-150			RPI 150+							
15-30-0		0-1-0		0-10-0			OVERALL			3-9-0			4-8-0			8-2-0							
6-12-0		0-0-0		0-3-0			HOME			2-5-0			2-3-0			2-1-0							
2-4-0		0-0-0		0-1-0			AWAY			0-1-0			1-2-0			1-0-0							
7-14-0		0-1-0		0-6-0			NEUTRAL			1-3-0			1-3-0			5-1-0							
13-20-0		0-1-0		0-7-0			NON-CONFERENCE			2-7-0			3-3-0			8-2-0							
5-4-0		0-0-0		0-0-0			HOME			1-3-0			2-0-0			2-1-0							
1-2-0		0-0-0		0-0-0			AWAY			0-1-0			0-0-0			1-0-0							
7-14-0		0-1-0		0-6-0			NEUTRAL			1-3-0			1-3-0			5-1-0							
2-10-0		0-0-0		0-3-0			CONFERENCE			1-2-0			1-5-0			0-0-0							
1-8-0		0-0-0		0-3-0			HOME			1-2-0			0-3-0			0-0-0							
1-2-0		0-0-0		0-0-0			AWAY			0-0-0			1-2-0			0-0-0							
0-0-0		0-0-0		0-0-0			NEUTRAL			0-0-0			0-0-0			0-0-0							
RPI	S	Opponent		Score		RPI	S	Opponent		Score		RPI	S	Opponent		Score		RPI	S	Opponent		Score	
19	N	California		1	5	26	N	Texas A&M		0	7	52	H	Cal St. Fullerton		8	6	112	N	Houston		10	12
						28	N	Texas		0	15	52	H	Cal St. Fullerton		4	8	113	N	Iowa St.		8	16
						29	N	Utah		0	2	52	H	Cal St. Fullerton		5	15	115	A	Cal Poly		4	9
						34	N	Northwestern		4	13	53	N	Ole Miss		3	2	115	A	Cal Poly		3	5
						42	H	CSUN		2	7	57	N	BYU		4	16	115	A	Cal Poly		4	3
						42	H	CSUN		4	9	59	H	Pittsburgh		4	5	124	H	UC Davis		2	7
						42	H	CSUN		0	4	59	H	Pittsburgh		0	6	124	H	UC Davis		1	6
						44	A	Fresno St.		2	7	75	H	Rutgers		5	3	124	H	UC Davis		4	5
						45	N	Oregon St.		0	13	75	H	Rutgers		5	6	130	N	New Mexico		3	6
						45	N	Oregon St.		5	14	75	N	Rutgers		1	12	132	N	Eastern Ky.		7	4
												94	A	UNLV		3	6	133	H	San Diego		6	5
												94	N	UNLV		10	18	133	H	San Diego		4	3
																		161	H	Charleston So.		6	3
																		161	H	Charleston So.		3	2
																		176	N	Loyola Marymount		6	3
																		183	N	UTEP		10	9
																		188	H	St. Mary's (CA)		6	14
																		188	N	St. Mary's (CA)		5	2
																		205	A	Santa Clara		3	1
																		235	N	Brown		1	11
																		235	N	Brown		10	2
																		255	N	Manhattan		5	2
						LAST 10 GAMES																	
						124	H	UC Davis		1	6	42	H	CSUN		4	9						
						124	H	UC Davis		4	5	115	A	Cal Poly		4	9						
						124	H	UC Davis		2	7	115	A	Cal Poly		4	3						
						42	H	CSUN		2	7	115	A	Cal Poly		3	5						
						42	H	CSUN		0	4	133	H	San Diego		6	5						

Non-Div. I Games:

UC Santa Barbara



Average RPI Win: 179		WON-LOST	WINNING	LAST 10	STRENGTH OF		OPP. STRENGTH	TEAM	ADJ	CONF.	ADJ CONF.
Average RPI Loss: 78		RECORD	PCT. RANK	GAMES	SCHEDULE		OF SCHEDULE	RPI	RPI	RPI	RPI
DIV. I ONLY		16-29-0	.35556	219	0-10-0		63	108	146	.48798	146
DIV. I NON-CONF.		15-14-0	.51724	127	0-2-0		139	195	124	.50293	124
TOTALS		RPI 1-25	RPI 26-50		W-L RECORDS		RPI 51-100		RPI 101-150		RPI 150+
16-29-0		0-5-0	0-5-0		OVERALL		3-12-0		2-3-0		11-4-0
1-11-0		0-4-0	0-0-0		HOME		0-3-0		1-2-0		0-2-0
2-13-0		0-1-0	0-5-0		AWAY		1-7-0		1-0-0		0-0-0
13-5-0		0-0-0	0-0-0		NEUTRAL		2-2-0		0-1-0		11-2-0
15-14-0		0-1-0	0-2-0		NON-CONFERENCE		3-6-0		1-1-0		11-4-0
0-2-0		0-0-0	0-0-0		HOME		0-0-0		0-0-0		0-2-0
2-7-0		0-1-0	0-0-		AWAY		1-4-0		1-0-0		0-0-0
13-5-0		0-0-0	0-0-0		NEUTRAL		2-2-0		0-1-0		11-2-0
1-15-0		0-4-0	0-3-0		CONFERENCE		0-6-0		1-2-0		0-0-0
1-9-0		0-4-0	0-0-0		HOME		0-3-0		1-2-0		0-0-0
0-6-0		0-0-0	0-3-0		AWAY		0-3-0		0-0-0		0-0-0
0-0-0		0-0-0	0-0-0		NEUTRAL		0-0-0		0-0-0		0-0-0
RPI S	Opponent	Score	RPI S	Opponent	Score	RPI S	Opponent	Score	RPI S	Opponent	Score
4 H	Michigan	0 10	36 A	Fla. Atlantic	3 9	53 N	Ole Miss	3 4	103 H	Penn St.	8 6
18 H	Minnesota	4 8	36 A	Fla. Atlantic	1 9	53 N	Ole Miss	9 3	103 H	Penn St.	4 7
18 H	Minnesota	4 9	47 A	Nebraska	6 14	54 H	Ohio St.	4 8	103 H	Penn St.	10 11
18 H	Minnesota	1 7	47 A	Nebraska	5 7	54 H	Ohio St.	5 15	110 A	Stetson	3 2
21 A	UCF	0 8	47 A	Nebraska	10 15	54 H	Ohio St.	4 6	133 N	San Diego	2 3
						64 A	UC Riverside	2 9	168 N	Akron	5 0
						66 N	Kent St.	0 9	168 N	Akron	2 4
						74 N	Tulsa	4 3	186 N	Utah St.	9 1
						75 A	Rutgers	17 22	186 N	Utah St.	2 3
						75 A	Rutgers	2 5	187 N	Drexel	1 0
						75 A	Rutgers	5 6	192 N	Bradley	4 3
						81 A	Mercer	0 1	192 N	Bradley	7 5
						81 A	Mercer	0 6	196 N	Providence	7 3
						100 A	FIU	0 6	204 H	Toledo	3 5
						100 A	FIU	4 3	213 N	Morehead St.	6 0
									225 N	Youngstown St.	7 3
									231 H	Eastern Mich.	5 6
									280 N	Rhode Island	7 1
									291 N	Alabama A&M	8 4
									291 N	Alabama A&M	12 0
			LAST 10 GAMES								
			18 H	Minnesota	4 9	54 H	Ohio St.	5 15			
			18 H	Minnesota	1 7	54 H	Ohio St.	4 8			
			18 H	Minnesota	4 8	54 H	Ohio St.	4 6			
			4 H	Michigan	0 10	204 H	Toledo	3 5			
			231 H	Eastern Mich.	5 6	75 A	Rutgers	2 5			

Non-Div. I Games:

Michigan St.



Average RPI Win:	200	WON-LOST	WINNING	LAST 10	STRENGTH OF	OPP. STRENGTH	TEAM	ADJ	CONF.	ADJ CONF.	
Average RPI Loss:	116	RECORD	PCT. RANK	GAMES	SCHEDULE	OF SCHEDULE	RPI	RPI	RPI	RPI	
DIV. I ONLY	19-18-0	.51351	126	7-3-0	181	198	144	.48735	147	18	18
DIV. I NON-CONF.	12-13-0	.48	139	2-0-0	170	222	156	.48459	155	18	18
<hr/>											
TOTALS	RPI 1-25	RPI 26-50		W-L RECORDS		RPI 51-100		RPI 101-150		RPI 150+	
19-18-0	0-0-0	0-2-0		OVERALL		1-8-0		2-2-0		16-6-0	
4-4-0	0-0-0	0-0-0		HOME		1-3-0		0-0-0		3-1-0	
8-2-0	0-0-0	0-1-0		AWAY		0-0-0		1-0-0		7-1-0	
7-12-0	0-0-0	0-1-0		NEUTRAL		0-5-0		1-2-0		6-4-0	
12-13-0	0-0-0	0-2-0		NON-CONFERENCE		0-5-0		2-2-0		10-4-0	
0-0-0	0-0-0	0-0-0		HOME		0-0-0		0-0-0		0-0-0	
5-1-0	0-0-0	0-0-		AWAY		0-0-0		1-0-0		4-0-0	
7-12-0	0-0-0	0-1-0		NEUTRAL		0-5-0		1-2-0		6-4-0	
7-5-0	0-0-0	0-0-0		CONFERENCE		1-3-0		0-0-0		6-2-0	
4-4-0	0-0-0	0-0-0		HOME		1-3-0		0-0-0		3-1-0	
3-1-0	0-0-0	0-0-0		AWAY		0-0-0		0-0-0		3-1-0	
0-0-0	0-0-0	0-0-0		NEUTRAL		0-0-0		0-0-0		0-0-0	
RPI	S	Opponent	Score	RPI	S	Opponent	Score	RPI	S	Opponent	Score
				39	A	San Diego St.	5 9	51	N	North Dakota St.	4 13
				45	N	Oregon St.	2 13	66	H	Kent St.	4 0
								66	H	Kent St.	0 7
								68	N	Lehigh	2 3
								75	N	Rutgers	1 6
								81	N	Mercer	6 10
								85	N	North Florida	0 1
								92	H	Ball St.	7 14
								92	H	Ball St.	5 9
								105	N	Boston College	2 0
								108	N	Samford	7 15
								126	A	Maine	9 5
								128	N	Syracuse	2 3
								156	N	Wisconsin	3 0
								168	A	Akron	1 0
								168	A	Akron	3 4
								172	N	Western Ill.	0 1
								177	N	Seton Hall	7 4
								177	N	Seton Hall	1 0
								178	N	Ill.-Chicago	5 6
								194	N	Penn	4 0
								194	N	Penn	0 1
								194	N	Penn	1 3
								201	A	Ohio	14 3
								201	A	Ohio	8 1
								214	A	Oakland	2 1
								214	A	Oakland	8 5
								231	H	Eastern Mich.	7 4
								231	H	Eastern Mich.	5 2
								243	H	Buffalo	2 4
								243	H	Buffalo	5 3
				LAST 10 GAMES				243	H	Buffalo	5 3
				243	H	Buffalo	2 4	214	A	Oakland	2 1
				243	H	Buffalo	5 3	231	H	Eastern Mich.	7 4
				66	H	Kent St.	4 0	231	H	Eastern Mich.	5 2
				66	H	Kent St.	0 7	168	A	Akron	3 4
				214	A	Oakland	8 5	168	A	Akron	1 0

Non-Div. I Games:

Central Mich.



W  
i  
n  
t  
h  
r  
o  
p

Winthrop



RPI	S	Opponent	Score	
268	H	Austin Peay	11	3
271	H	Wagner	9	4
285	N	Coppin St.	19	5
287	N	Hartford	8	0

Winthrop

W  
i  
n  
t  
h  
r  
o  
p

W  
i  
n  
t  
h  
r  
o  
p



**Non-Div. I Games:**

Tennessee Tech



RPI	S	Opponent	Score	
266	H	Northern Ky.	9	0
266	H	Northern Ky.	10	3
266	N	Northern Ky.	10	0
268	H	Austin Peay	7	0
268	H	Austin Peay	10	3
278	N	N.C. A&T	6	3

Tennessee Tech

T  
e  
n  
n  
e  
s  
s  
e  
e  
T  
e  
c  
h

T  
e  
n  
n  
e  
s  
s  
e  
e  
T  
e  
c  
h



Average RPI Win: 155		WON-LOST	WINNING	LAST 10	STRENGTH OF		OPP. STRENGTH	TEAM	ADJ	CONF.	ADJ CONF.
Average RPI Loss: 86		RECORD	PCT. RANK	GAMES	SCHEDULE		OF SCHEDULE	RPI	RPI	RPI	RPI
DIV. I ONLY		14-31-0	.31111	245	52		84	154	.48523	150	6
DIV. I NON-CONF.		9-21-0	.3	230	94		111	192	.46655	191	6
TOTALS		RPI 1-25	RPI 26-50		W-L RECORDS		RPI 51-100		RPI 101-150		RPI 150+
14-31-0		0-8-0	0-2-0		OVERALL		3-8-0		4-6-0		7-7-0
6-5-0		0-0-0	0-0-0		HOME		2-5-0		0-0-0		4-0-0
3-10-0		0-5-0	0-0-0		AWAY		0-2-0		3-3-0		0-0-0
5-16-0		0-3-0	0-2-0		NEUTRAL		1-1-0		1-3-0		3-7-0
9-21-0		0-5-0	0-2-0		NON-CONFERENCE		1-4-0		1-3-0		7-7-0
4-1-0		0-0-0	0-0-0		HOME		0-1-0		0-0-0		4-0-0
0-4-0		0-2-0	0-0-		AWAY		0-2-0		0-0-0		0-0-0
5-16-0		0-3-0	0-2-0		NEUTRAL		1-1-0		1-3-0		3-7-0
5-10-0		0-3-0	0-0-0		CONFERENCE		2-4-0		3-3-0		0-0-0
2-4-0		0-0-0	0-0-0		HOME		2-4-0		0-0-0		0-0-0
3-6-0		0-3-0	0-0-0		AWAY		0-0-0		3-3-0		0-0-0
0-0-0		0-0-0	0-0-0		NEUTRAL		0-0-0		0-0-0		0-0-0
RPI S	Opponent	Score	RPI S	Opponent	Score	RPI S	Opponent	Score	RPI S	Opponent	Score
4 A	Michigan	0 3	42 N	CSUN	5 12	51 H	North Dakota St.	5 9	103 A	Penn St.	5 4
4 A	Michigan	1 7	45 N	Oregon St.	6 10	56 A	Louisville	1 6	103 A	Penn St.	9 3
4 A	Michigan	2 11				57 N	BYU	3 5	103 A	Penn St.	7 4
7 N	UCLA	4 7				65 A	Kennesaw St.	4 9	104 A	Illinois	12 22
14 A	Kentucky	1 4				68 N	Lehigh	15 7	104 A	Illinois	6 9
16 A	Arizona St.	2 10				75 H	Rutgers	6 10	104 A	Illinois	8 9
20 N	Georgia	1 9				75 H	Rutgers	5 11	115 N	Cal Poly	0 4
20 N	Georgia	1 4				75 H	Rutgers	8 7	116 N	Saint Louis	1 2
						84 H	Maryland	3 6	130 N	New Mexico	8 9
						84 H	Maryland	11 8	133 N	San Diego	4 3
						84 H	Maryland	8 21	158 N	Eastern Ill.	9 8
									165 N	Western Mich.	4 5
									167 N	Miami (OH)	2 3
									176 N	Loyola Marymount	5 13
									181 N	Utah Valley	1 4
									181 N	Utah Valley	8 7
									183 N	UTEP	1 4
									186 N	Utah St.	5 6
									209 N	Georgetown	2 7
									210 H	Bowling Green	5 2
									210 H	Bowling Green	3 2
									216 H	Wright St.	7 2
									260 H	IPFW	9 2
									268 N	Austin Peay	10 7
LAST 10 GAMES			LAST 10 GAMES			LAST 10 GAMES			LAST 10 GAMES		
4 A	Michigan	1 7	103 A	Penn St.	9 3	4 A	Michigan	0 3	84 H	Maryland	8 21
4 A	Michigan	2 11	84 H	Maryland	11 8	4 A	Michigan	2 11	84 H	Maryland	3 6
103 A	Penn St.	7 4	84 H	Maryland	3 6	103 A	Penn St.	5 4	104 A	Illinois	12 22
103 A	Penn St.	5 4	104 A	Illinois	12 22						

Non-Div. I Games:

Indiana



Liberty

Liberty



RPI	S	Opponent	Score	
227	H	Radford	5	3
237	A	Gardner-Webb	8	4
237	A	Gardner-Webb	3	1
237	A	Gardner-Webb	8	10
240	N	UMass Lowell	2	0
242	N	Loyola Chicago	2	1
254	A	Hampton	6	2
254	A	Hampton	1	2
262	N	Houston Baptist	11	3
276	H	Quinnipiac	4	1
281	H	Rider	9	2
293	N	South Carolina St.	5	2

Liberty







RPI	S	Opponent	Score	
238	N	Monmouth	7	5
242	N	Loyola Chicago	5	6
246	N	Evansville	3	1
249	N	Fairfield	4	3
266	A	Northern Ky.	11	3
266	A	Northern Ky.	13	8

Butler

B  
u  
t  
l  
e  
r

B  
u  
t  
l  
e  
r







Average RPI Win:	194	WON-LOST RECORD	WINNING PCT. RANK	LAST 10 GAMES	STRENGTH OF SCHEDULE	OPP. STRENGTH OF SCHEDULE	TEAM RPI	ADJ RPI	CONF. RPI	ADJ CONF. RPI		
DIV. I ONLY		20-17-0	.54054	117	5-4-0	217	179	152	.4825	154	19	20
DIV. I NON-CONF.		11-11-0	.5	128	1-1-0	201	201	159	.47988	165	19	20
<hr/>												
TOTALS	RPI 1-25	RPI 26-50		W-L RECORDS		RPI 51-100		RPI 101-150		RPI 150+		
20-17-0	0-0-0	0-3-0		OVERALL		0-2-0		4-5-0		16-7-0		
10-2-0	0-0-0	0-0-0		HOME		0-0-0		0-0-0		10-2-0		
3-8-0	0-0-0	0-3-0		AWAY		0-0-0		2-3-0		1-2-0		
7-7-0	0-0-0	0-0-0		NEUTRAL		0-2-0		2-2-0		5-3-0		
11-11-0	0-0-0	0-3-0		NON-CONFERENCE		0-2-0		2-2-0		9-4-0		
4-1-0	0-0-0	0-0-0		HOME		0-0-0		0-0-0		4-1-0		
0-3-0	0-0-0	0-0-		AWAY		0-0-0		0-0-0		0-0-0		
7-7-0	0-0-0	0-0-0		NEUTRAL		0-2-0		2-2-0		5-3-0		
9-6-0	0-0-0	0-0-0		CONFERENCE		0-0-0		2-3-0		7-3-0		
6-1-0	0-0-0	0-0-0		HOME		0-0-0		0-0-0		6-1-0		
3-5-0	0-0-0	0-0-0		AWAY		0-0-0		2-3-0		1-2-0		
0-0-0	0-0-0	0-0-0		NEUTRAL		0-0-0		0-0-0		0-0-0		
RPI	S	Opponent	Score	RPI	S	Opponent	Score	RPI	S	Opponent	Score	
				32	A	South Carolina	6 9	68	N	Lehigh	0 4	
				38	A	USC Upstate	3 4	87	N	St. John's (NY)	7 8	
				40	A	Georgia St.	2 9					

**Non-Div. I Games:**

Presbyterian



Presbyterian



UNCW

UNCW



RPI	S	Opponent	Score	
283	H	Norfolk St.	8	1
283	H	Norfolk St.	4	0

UNCW

U  
N  
C  
W

U  
N  
C  
W



[illegible]

**Non-Div. I Games:**

Wisconsin



Average RPI Win:		202	WON-LOST		WINNING		LAST 10		STRENGTH OF		OPP. STRENGTH		TEAM		ADJ		CONF.		ADJ CONF.				
Average RPI Loss:		106	RECORD		PCT. RANK		GAMES		SCHEDULE		OF SCHEDULE		RPI		RPI		RPI		RPI				
DIV. I ONLY			17-22-1		.4375	175	7-3-0		126		211		162		.48211	157	21		19				
DIV. I NON-CONF.			9-19-1		.32759	218	1-2-0		169		199		210		.4498	205	20		19				
TOTALS		RPI 1-25		RPI 26-50		W-L RECORDS		RPI 51-100		RPI 101-150		RPI 150+											
17-22-1		0-2-0		1-2-0		OVERALL		1-6-0		2-6-0		13-6-1											
5-1-0		0-0-0		0-0-0		HOME		0-1-0		0-0-0		5-0-0											
6-11-1		0-2-0		0-0-0		AWAY		1-3-0		2-5-0		3-1-1											
6-10-0		0-0-0		1-2-0		NEUTRAL		0-2-0		0-1-0		5-5-0											
9-19-1		0-2-0		1-2-0		NON-CONFERENCE		0-4-0		0-5-0		8-6-1											
0-1-0		0-0-0		0-0-0		HOME		0-1-0		0-0-0		0-0-0											
3-8-1		0-2-0		0-0-		AWAY		0-1-0		0-4-0		3-1-1											
6-10-0		0-0-0		1-2-0		NEUTRAL		0-2-0		0-1-0		5-5-0											
8-3-0		0-0-0		0-0-0		CONFERENCE		1-2-0		2-1-0		5-0-0											
5-0-0		0-0-0		0-0-0		HOME		0-0-0		0-0-0		5-0-0											
3-3-0		0-0-0		0-0-0		AWAY		1-2-0		2-1-0		0-0-0											
0-0-0		0-0-0		0-0-0		NEUTRAL		0-0-0		0-0-0		0-0-0											
RPI	S	Opponent		Score		RPI	S	Opponent		Score		RPI	S	Opponent		Score		RPI	S	Opponent		Score	
18	A	Minnesota		2	8	46	N	UAB		4	3	51	A	North Dakota St.		2	9	110	A	Stetson		2	4
21	A	UCF		1	5	47	N	Nebraska		2	12	51	A	North Dakota St.		4	2	110	A	Stetson		3	7
						47	N	Nebraska		3	8	51	A	North Dakota St.		1	4	113	A	Iowa St.		5	6
												81	N	Mercer		0	5	113	A	Iowa St.		10	11
												91	A	Wichita St.		3	12	129	A	IUPUI		6	1
												91	H	Wichita St.		5	14	129	A	IUPUI		11	7
												92	N	Ball St.		8	11	129	A	IUPUI		0	7
																		135	N	Albany (NY)		4	8
																		156	N	Wisconsin		1	4
																		156	N	Wisconsin		1	6
																		159	A	Creighton		20	12
																		159	A	Creighton		6	7
																		170	N	UMKC		10	18
																		171	N	Saint Joseph's		5	6
																		182	H	Omaha		7	3
																		182	H	Omaha		11	1
																		184	A	A&M-Corpus Christi		5	5
																		184	A	A&M-Corpus Christi		6	0
																		209	N	Georgetown		0	8
																		248	A	Belmont		9	0
																		249	N	Fairfield		7	6
																		256	N	Valparaiso		9	1
																		260	H	IPFW		20	2
																		260	H	IPFW		10	2
																		260	H	IPFW		12	4
																		265	N	Siena		8	7
																		284	N	Niagara		7	3



RPI	S	Opponent	Score	
292	N	Saint Peter's	7	2

South Dakota

S  
o  
u  
t  
h  
D  
a  
k  
o  
t  
a

S  
o  
u  
t  
h  
D  
a  
k  
o  
t  
a



Average RPI Win:		201	WON-LOST		WINNING		LAST 10		STRENGTH OF		OPP. STRENGTH		TEAM		ADJ		CONF.		ADJ CONF.								
Average RPI Loss:		109	RECORD		PCT. RANK		GAMES		SCHEDULE		OF SCHEDULE		RPI		RPI		RPI		RPI								
DIV. I ONLY			16-22-0		.42105	189	5-5-0		110		175		159		.48142		158	22		22							
DIV. I NON-CONF.			5-14-0		.26316	247	0-3-0		55		87		187		.46934		186	23		24							
TOTALS		RPI 1-25		RPI 26-50		W-L RECORDS		RPI 51-100		RPI 101-150		RPI 150+															
16-22-0		0-4-0		0-1-0		OVERALL		3-7-0		2-5-0		11-5-0															
6-3-0		0-0-0		0-0-0		HOME		3-2-0		1-1-0		2-0-0															
5-13-0		0-4-0		0-0-0		AWAY		0-3-0		0-2-0		5-4-0															
5-6-0		0-0-0		0-1-0		NEUTRAL		0-2-0		1-2-0		4-1-0															
5-14-0		0-4-0		0-1-0		NON-CONFERENCE		0-5-0		1-2-0		4-2-0															
0-0-0		0-0-0		0-0-0		HOME		0-0-0		0-0-0		0-0-0															
0-8-0		0-4-0		0-0-		AWAY		0-3-0		0-0-0		0-1-0															
5-6-0		0-0-0		0-1-0		NEUTRAL		0-2-0		1-2-0		4-1-0															
11-8-0		0-0-0		0-0-0		CONFERENCE		3-2-0		1-3-0		7-3-0															
6-3-0		0-0-0		0-0-0		HOME		3-2-0		1-1-0		2-0-0															
5-5-0		0-0-0		0-0-0		AWAY		0-0-0		0-2-0		5-3-0															
0-0-0		0-0-0		0-0-0		NEUTRAL		0-0-0		0-0-0		0-0-0															
RPI	S	Opponent		Score		RPI	S	Opponent		Score		RPI	S	Opponent		Score		RPI	S	Opponent		Score					
2	A	LSU		1	6	40	N	Georgia St.		6	7	65	A	Kennesaw St.		4	6	129	N	IUPUI		1	3				
3	A	Auburn		1	9							81	N	Mercer		4	6	132	A	Eastern Ky.		0	4				
9	A	La.-Lafayette		0	9							90	H	Jacksonville St.		2	1	132	A	Eastern Ky.		1	10				
9	A	La.-Lafayette		0	17							90	H	Jacksonville St.		1	5	148	N	Winthrop		4	3				
												92	A	Ball St.		2	7	149	H	Tennessee Tech		3	2				
												92	A	Ball St.		3	4	149	H	Tennessee Tech		0	1				
												92	N	Ball St.		3	4	150	N	Indiana		8	9				
												98	H	Murray St.		0	4	152	A	Butler		5	8				
												98	H	Murray St.		7	6	152	N	Butler		5	2				
												98	H	Murray St.		3	1	190	A	UT Martin		3	0				
																		190	A	UT Martin		4	8				
																		190	A	UT Martin		4	2				
																		200	N	Cleveland St.		0	3				
																		213	A	Morehead St.		3	4				
																		213	A	Morehead St.		8	2				
																		263	H	Tennessee St.		6	5				
																		263	H	Tennessee St.		12	0				
																		266	N	Northern Ky.		6	5				
																		268	A	Austin Peay		7	8				
																		268	A	Austin Peay		12	0				
																		268	A	Austin Peay		12	8				
																		277	N	Incarnate Word		7	4				
																		277	N	Incarnate Word		6	1				
LAST 10 GAMES																											
263 H Tennessee St.						6	5	190 A UT Martin						4	8	277 N Incarnate Word						6	1				
263 H Tennessee St.						12	0	92 A Ball St.						3	4												
152 A Butler						5	8	92 A Ball St.						2	7												
190 A UT Martin						4	2	90 H Jacksonville St.						1	5												
190 A UT Martin						3	0	90 H Jacksonville St.						2	1												



C  
r  
e  
i  
g  
h  
t  
o  
n

Creighton



RPI	S	Opponent	Score	
254	N	Hampton	8	2
284	N	Niagara	8	0
292	N	Saint Peter's	9	2
292	N	Saint Peter's	10	0

Creighton

C  
r  
e  
i  
g  
h  
t  
o  
n

C  
r  
e  
i  
g  
h  
t  
o  
n



Average RPI Win:		164	WON-LOST RECORD		WINNING PCT. RANK		LAST 10 GAMES		STRENGTH OF SCHEDULE		OPP. STRENGTH OF SCHEDULE		TEAM RPI		ADJ RPI		CONF. RPI		ADJ CONF. RPI	
DIV. I ONLY			18-24-0		.42857 184		6-4-0		148		104		163		.48009 160		16		16	
DIV. I NON-CONF.			7-14-0		.33333 206		0-1-0		78		71		160		.48154 160		15		15	
TOTALS		RPI 1-25		RPI 26-50		W-L RECORDS		RPI 51-100		RPI 101-150		RPI 150+								
18-24-0		0-4-0		0-1-0		OVERALL		5-5-0		2-8-0		11-6-0								
5-4-0		0-0-0		0-0-0		HOME		0-0-0		2-4-0		3-0-0								
10-12-0		0-4-0		0-0-0		AWAY		3-4-0		0-1-0		7-3-0								
3-8-0		0-0-0		0-1-0		NEUTRAL		2-1-0		0-3-0		1-3-0								
7-14-0		0-4-0		0-1-0		NON-CONFERENCE		2-2-0		0-4-0		5-3-0								
0-0-0		0-0-0		0-0-0		HOME		0-0-0		0-0-0		0-0-0								
5-6-0		0-4-0		0-0-		AWAY		0-1-0		0-1-0		5-0-0								
2-8-0		0-0-0		0-1-0		NEUTRAL		2-1-0		0-3-0		0-3-0								
11-10-0		0-0-0		0-0-0		CONFERENCE		3-3-0		2-4-0		6-3-0								
5-4-0		0-0-0		0-0-0		HOME		0-0-0		2-4-0		3-0-0								
5-6-0		0-0-0		0-0-0		AWAY		3-3-0		0-0-0		2-3-0								
1-0-0		0-0-0		0-0-0		NEUTRAL		0-0-0		0-0-0		1-0-0								
RPI	S	Opponent		Score		RPI	S	Opponent		Score		RPI	S	Opponent		Score				
10	A	Tennessee		0	8	49	N	New Mexico St.		0	4	51	N	North Dakota St.		4	1			
10	A	Tennessee		0	12							72	A	Lipscomb		1	9			
16	A	Arizona St.		0	14							73	N	Purdue		0	8			
24	A	Kansas		4	5							91	A	Wichita St.		9	2			
												91	A	Wichita St.		2	6			
												91	A	Wichita St.		2	1			
												92	N	Ball St.		6	5			
												93	A	Drake		2	1			
												93	A	Drake		4	5			
												93	A	Drake		0	2			
														IUPUI		0	11			
												152	A	Butler		8	3			
												152	A	Butler		4	3			
												152	N	Butler		4	5			
												166	N	UNI		7	1			
												192	A	Bradley		3	7			
												192	A	Bradley		9	6			
												192	A	Bradley		2	11			
												208	A	Southeast Mo. St.		9	4			
												208	A	Southeast Mo. St.		9	5			
												209	N	Georgetown		2	8			
												226	N	Boise St.		6	7			
												242	A	Loyola Chicago		9	6			
												242	A	Loyola Chicago		6	7			
												246	H	Evansville		4	0			
												246	H	Evansville		7	4			
												246	H	Evansville		2	1			
												104	A	Illinois		3	5			
												192	A	Bradley		9	6			
												248	A	Belmont		6	3			

Non-Div. I Games:

Indiana St.



Average RPI Win:	207	WON-LOST	WINNING	LAST 10	STRENGTH OF	OPP. STRENGTH	TEAM	ADJ	CONF.	ADJ CONF.	
Average RPI Loss:	135	RECORD	PCT. RANK	GAMES	SCHEDULE	OF SCHEDULE	RPI	RPI	RPI	RPI	
DIV. I ONLY	27-22-0	.55102	111	3-7-0	227	207	157	.47995	161	19	20
DIV. I NON-CONF.	18-14-0	.5625	105	0-2-0	215	212	139	.49151	143	19	20
<hr/>											
TOTALS	RPI 1-25	RPI 26-50		W-L RECORDS		RPI 51-100		RPI 101-150		RPI 150+	
27-22-0	0-0-0	0-4-0		OVERALL		1-2-0		4-7-0		22-9-0	
20-10-0	0-0-0	0-0-0		HOME		1-1-0		4-4-0		15-5-0	
4-9-0	0-0-0	0-1-0		AWAY		0-1-0		0-3-0		4-4-0	
3-3-0	0-0-0	0-3-0		NEUTRAL		0-0-0		0-0-0		3-0-0	
<hr/>											
18-14-0	0-0-0	0-4-0		NON-CONFERENCE		1-2-0		2-6-0		15-2-0	
15-6-0	0-0-0	0-0-0		HOME		1-1-0		2-3-0		12-2-0	
0-5-0	0-0-0	0-0-		AWAY		0-1-0		0-3-0		0-0-0	
3-3-0	0-0-0	0-3-0		NEUTRAL		0-0-0		0-0-0		3-0-0	
<hr/>											
9-8-0	0-0-0	0-0-0		CONFERENCE		0-0-0		2-1-0		7-7-0	
5-4-0	0-0-0	0-0-0		HOME		0-0-0		2-1-0		3-3-0	
4-4-0	0-0-0	0-0-0		AWAY		0-0-0		0-0-0		4-4-0	
0-0-0	0-0-0	0-0-0		NEUTRAL		0-0-0		0-0-0		0-0-0	
<hr/>											
RPI	S	Opponent	Score	RPI	S	Opponent	Score	RPI	S	Opponent	Score
				27	N	South Ala.	2 3				
				32	A	South Carolina	3 10				
				41	N	Marshall	1 6				
				47	N	Nebraska	3 8				

Non-Div. I Games:

Charleston So.



RPI	S	Opponent	Score	
227	A	Radford	21	6
227	A	Radford	2	5
227	A	Radford	4	8
237	H	Gardner-Webb	0	6
237	H	Gardner-Webb	4	1
237	H	Gardner-Webb	9	6
242	H	Loyola Chicago	4	2
245	H	UMBC	8	0
245	H	UMBC	8	0
259	H	Iona	1	4
259	H	Iona	8	0
263	N	Tennessee St.	7	0
273	H	Howard	8	0
278	H	N.C. A&T	10	1
278	H	N.C. A&T	9	1

Charleston So.

C  
h  
a  
r  
l  
e  
s  
t  
o  
n  
s  
o  
.

C  
h  
a  
r  
l  
e  
s  
t  
o  
n  
s  
o  
.



Average RPI Win: 178		WON-LOST RECORD		WINNING PCT. RANK		LAST 10 GAMES		STRENGTH OF SCHEDULE		OPP. STRENGTH OF SCHEDULE		TEAM RPI		ADJ RPI		CONF. RPI		ADJ CONF. RPI	
DIV. I ONLY		12-28-0		.3 252		3-7-0		64		70		170		.4794 162		5		5	
DIV. I NON-CONF.		11-9-0		.55 109		2-0-0		166		151		116		.51145 112		5		5	
TOTALS		RPI 1-25		RPI 26-50		W-L RECORDS		RPI 51-100		RPI 101-150		RPI 150+							
12-28-0		0-3-0		2-9-0		OVERALL		1-6-0		1-8-0		8-2-0							
1-8-0		0-2-0		0-0-0		HOME		0-0-0		1-6-0		0-0-0							
3-14-0		0-1-0		1-7-0		AWAY		0-3-0		0-1-0		2-2-0							
8-6-0		0-0-0		1-2-0		NEUTRAL		1-3-0		0-1-0		6-0-0							
11-9-0		0-1-0		1-4-0		NON-CONFERENCE		1-0-0		1-2-0		8-2-0							
1-0-0		0-0-0		0-0-0		HOME		0-0-0		1-0-0		0-0-0							
2-6-0		0-1-0		0-0-		AWAY		0-0-0		0-1-0		2-2-0							
8-3-0		0-0-0		1-2-0		NEUTRAL		1-0-0		0-1-0		6-0-0							
1-19-0		0-2-0		1-5-0		CONFERENCE		0-6-0		0-6-0		0-0-0							
0-8-0		0-2-0		0-0-0		HOME		0-0-0		0-6-0		0-0-0							
1-8-0		0-0-0		1-5-0		AWAY		0-3-0		0-0-0		0-0-0							
0-3-0		0-0-0		0-0-0		NEUTRAL		0-3-0		0-0-0		0-0-0							
RPI	S	Opponent		Score		RPI	S	Opponent		Score		RPI	S	Opponent		Score			
3	A	Auburn		0	9	27	A	South Ala.		2	3	58	A	Troy		1	9		
9	H	La.-Lafayette		5	21	27	A	South Ala.		0	8	58	A	Troy		3	9		
9	H	La.-Lafayette		6	23	27	A	South Ala.		1	6	58	A	Troy		2	11		
						32	A	South Carolina		0	5	59	N	Pittsburgh		5	2		
						35	N	North Carolina		4	3	77	N	La.-Monroe		5	6		
						38	A	USC Upstate		2	7	77	N	La.-Monroe		1	10		
						40	A	Georgia St.		14	5	77	N	La.-Monroe		0	4		
						40	A	Georgia St.		2	10								
						40	A	Georgia St.		1	2								
						43	N	Chattanooga		0	3								
						46	N	UAB		9	20								
LAST 10 GAMES																			
						9	H	La.-Lafayette		6	23	40	A	Georgia St.		2	10		
						9	H	La.-Lafayette		5	21	40	A	Georgia St.		1	2		
						227	A	Radford		20	3	136	H	Ga. Southern		6	11		
						227	A	Radford		17	0	136	H	Ga. Southern		3	17		
						40	A	Georgia St.		14	5	136	H	Ga. Southern		5	6		

Non-Div. I Games:

Appalachian St.



Average RPI Win:	172	WON-LOST RECORD	WINNING PCT. RANK	LAST 10 GAMES	STRENGTH OF SCHEDULE	OPP. STRENGTH OF SCHEDULE	TEAM RPI	ADJ RPI	CONF. RPI	ADJ CONF. RPI				
DIV. I ONLY		17-22-1	.4375	175	4-6-0	149	168	169	.47934	163	16	16		
DIV. I NON-CONF.		6-13-1	.325	219	0-2-0	50	191	168	.48049	163	15	15		
<hr/>														
TOTALS	RPI 1-25	RPI 26-50		W-L RECORDS		RPI 51-100		RPI 101-150		RPI 150+				
17-22-1	0-1-0	1-0-0		OVERALL		3-9-0		3-4-0		10-8-1				
7-4-0	0-0-0	1-0-0		HOME		3-3-0		0-1-0		3-0-0				
5-10-0	0-0-0	0-0-0		AWAY		0-2-0		1-2-0		4-6-0				
5-8-1	0-1-0	0-0-0		NEUTRAL		0-4-0		2-1-0		3-2-1				
<hr/>														
6-13-1	0-1-0	1-0-0		NON-CONFERENCE		0-6-0		2-2-0		3-4-1				
1-1-0	0-0-0	1-0-0		HOME		0-0-0		0-1-0		0-0-0				
0-4-0	0-0-0	0-0-		AWAY		0-2-0		0-0-0		0-2-0				
5-8-1	0-1-0	0-0-0		NEUTRAL		0-4-0		2-1-0		3-2-1				
<hr/>														
11-9-0	0-0-0	0-0-0		CONFERENCE		3-3-0		1-2-0		7-4-0				
6-3-0	0-0-0	0-0-0		HOME		3-3-0		0-0-0		3-0-0				
5-6-0	0-0-0	0-0-0		AWAY		0-0-0		1-2-0		4-4-0				
0-0-0	0-0-0	0-0-0		NEUTRAL		0-0-0		0-0-0		0-0-0				
<hr/>														
RPI	S	Opponent	Score		RPI	S	Opponent	Score		RPI	S	Opponent	Score	
14	N	Kentucky	2	5	48	H	SIUE	5	1	54	N	Ohio St.	4	7
					54	N	Ohio St.	2	7	107	A	Illinois St.	2	10
					57	N	BYU	0	8	107	A	Illinois St.	0	8
					57	N	BYU	1	8	107	A	Illinois St.	4	2
					72	A	Lipscomb	2	3	116	H	Saint Louis	6	7
					91	H	Wichita St.	7	6	129	N	IUPUI	6	7
					91	H	Wichita St.	7	6	131	N	Bucknell	8	1
					91	H	Wichita St.	4	3	134	N	Northern Ill.	3	2
					93	H	Drake	2	3	159	N	Creighton	1	3
					93	H	Drake	1	4	161	A	Charleston So.	1	11
					93	H	Drake	0	11	166	A	UNI	1	9
					98	A	Murray St.	4	6	166	A	UNI	0	8
										166	A	UNI	0	8
										192	H	Bradley	2	1
										192	H	Bradley	10	9
										192	H	Bradley	8	3
										208	A	Southeast Mo. St.	3	4
LAST 10 GAMES					213	N	Morehead St.	8	6					
					217	N	Nevada	6	5					
					217	N	Nevada	9	23					
					233	N	Northern Colo.	10	10					
					242	A	Loyola Chicago	10	2					
					242	A	Loyola Chicago	8	0					
					242	A	Loyola Chicago	5	3					
					242	A	Loyola Chicago	8	0					
					246	A	Evansville	2	0					
					246	A	Evansville	4	5					
242	A	Loyola Chicago	10	2	93	H	Drake	0	11	242	A	Loyola Chicago	5	3
242	A	Loyola Chicago	5	3	93	H	Drake	1	4	245	N	UMBC	4	3
242	A	Loyola Chicago	8	0	93	H	Drake	2	3	246	A	Evansville	2	0
246	A	Evansville	2	0	208	A	Southeast Mo. St.	3	4	246	A	Evansville	4	5
246	A	Evansville	4	5	116	H	Saint Louis	6	7					

Non-Div. I Games:

Southern Ill.



[illegible]

**Non-Div. I Games:**

Nicholls St.



RPI	S	Opponent	Score	
277	A	Incarnate Word	4	5
282	H	Detroit	9	1
295	A	Alcorn	5	3
295	A	Alcorn	15	8
295	N	Alcorn	6	1

Nicholls St.

N  
i  
c  
h  
o  
l  
l  
s  
s  
t  
.

N  
i  
c  
h  
o  
l  
l  
s  
s  
t  
.



Average RPI Win:	197	WON-LOST RECORD	WINNING PCT. RANK	LAST 10 GAMES	STRENGTH OF SCHEDULE	OPP. STRENGTH OF SCHEDULE	TEAM RPI	ADJ RPI	CONF. RPI	ADJ CONF. RPI		
DIV. I ONLY		17-19-0	.47222	156	7-3-0	177	158	158	.47909	165	18	18
DIV. I NON-CONF.		9-15-0	.375	190	1-1-0	180	126	196	.45843	198	18	18
<hr/>												
TOTALS	RPI 1-25	RPI 26-50		W-L RECORDS		RPI 51-100		RPI 101-150		RPI 150+		
17-19-0	0-3-0	0-0-0		OVERALL		0-8-0		4-1-0		13-7-0		
6-2-0	0-0-0	0-0-0		HOME		0-0-0		2-0-0		4-2-0		
5-6-0	0-3-0	0-0-0		AWAY		0-2-0		0-0-0		5-1-0		
6-11-0	0-0-0	0-0-0		NEUTRAL		0-6-0		2-1-0		4-4-0		
9-15-0	0-3-0	0-0-0		NON-CONFERENCE		0-6-0		2-1-0		7-5-0		
0-0-0	0-0-0	0-0-0		HOME		0-0-0		0-0-0		0-0-0		
3-4-0	0-3-0	0-0-		AWAY		0-0-0		0-0-0		3-1-0		
6-11-0	0-0-0	0-0-0		NEUTRAL		0-6-0		2-1-0		4-4-0		
8-4-0	0-0-0	0-0-0		CONFERENCE		0-2-0		2-0-0		6-2-0		
6-2-0	0-0-0	0-0-0		HOME		0-0-0		2-0-0		4-2-0		
2-2-0	0-0-0	0-0-0		AWAY		0-2-0		0-0-0		2-0-0		
0-0-0	0-0-0	0-0-0		NEUTRAL		0-0-0		0-0-0		0-0-0		
RPI	S	Opponent	Score	RPI	S	Opponent	Score	RPI	S	Opponent	Score	
4	A	Michigan	2 8					53	N	Ole Miss	3 4	
15	A	Notre Dame	2 10					64	N	UC Riverside	1 7	
16	A	Arizona St.	0 6					67	N	Towson	5 7	
								69	N	Dayton	1 4	
								73	N	Purdue	1 3	
								81	N	Mercer	4 5	
								92	A	Ball St.	4 5	
								92	A	Ball St.	1 7	

Non-Div. I Games:

Western Mich.



Average RPI Win: 171		WON-LOST	WINNING	LAST 10	STRENGTH OF	OPP. STRENGTH	TEAM	ADJ	CONF.	ADJ CONF.				
Average RPI Loss: 113		RECORD	PCT. RANK	GAMES	SCHEDULE	OF SCHEDULE	RPI	RPI	RPI	RPI				
DIV. I ONLY		17-22-0	.4359	177	5-5-0	150	141	166	.47817	166	16	16		
DIV. I NON-CONF.		6-13-0	.31579	223	0-0-0	61	144	178	.4756	176	15	15		
<hr/>														
TOTALS		RPI 1-25	RPI 26-50		W-L RECORDS		RPI 51-100		RPI 101-150		RPI 150+			
17-22-0		0-1-0	0-1-0		OVERALL		4-10-0		1-4-0		12-6-0			
8-7-0		0-0-0	0-0-0		HOME		2-4-0		0-0-0		6-3-0			
6-6-0		0-1-0	0-0-0		AWAY		1-1-0		1-4-0		4-0-0			
3-9-0		0-0-0	0-1-0		NEUTRAL		1-5-0		0-0-0		2-3-0			
<hr/>														
6-13-0		0-1-0	0-1-0		NON-CONFERENCE		2-6-0		0-2-0		4-3-0			
3-2-0		0-0-0	0-0-0		HOME		1-1-0		0-0-0		2-1-0			
0-3-0		0-1-0	0-0-		AWAY		0-0-0		0-2-0		0-0-0			
3-8-0		0-0-0	0-1-0		NEUTRAL		1-5-0		0-0-0		2-2-0			
<hr/>														
11-9-0		0-0-0	0-0-0		CONFERENCE		2-4-0		1-2-0		8-3-0			
5-5-0		0-0-0	0-0-0		HOME		1-3-0		0-0-0		4-2-0			
6-3-0		0-0-0	0-0-0		AWAY		1-1-0		1-2-0		4-0-0			
0-1-0		0-0-0	0-0-0		NEUTRAL		0-0-0		0-0-0		0-1-0			
<hr/>														
RPI	S	Opponent	Score		RPI	S	Opponent	Score		RPI	S	Opponent	Score	
10	A	Tennessee	4	5	46	N	UAB	1	3	51	H	North Dakota St.	4	2
										51	N	North Dakota St.	4	12
										68	N	Lehigh	0	2
										73	N	Purdue	3	1
										73	N	Purdue	2	3
										78	N	McNeese St.	1	4
										84	N	Maryland	0	10
										91	H	Wichita St.	1	4
										91	H	Wichita St.	3	6
										91	H	Wichita St.	4	3
										93	A	Drake	3	1
										93	A	Drake	2	6
										93	H	Drake	1	7
										99	H	Iowa	4	12



Average RPI Win: 205		WON-LOST	WINNING	LAST 10	STRENGTH OF		OPP. STRENGTH	TEAM	ADJ	CONF.	ADJ CONF.
Average RPI Loss: 130		RECORD	PCT. RANK	GAMES	SCHEDULE		OF SCHEDULE	RPI	RPI	RPI	RPI
DIV. I ONLY		24-19-0	.55814	105	4-6-0		244	172	165	.47779	167
DIV. I NON-CONF.		16-13-0	.55172	108	0-1-0		268	165	177	.47504	177
TOTALS		RPI 1-25	RPI 26-50		W-L RECORDS		RPI 51-100		RPI 101-150		RPI 150+
24-19-0		0-1-0	0-1-0		OVERALL		1-5-0		5-3-0		18-9-0
8-8-0		0-0-0	0-0-0		HOME		1-3-0		1-2-0		6-3-0
11-7-0		0-1-0	0-0-0		AWAY		0-1-0		2-0-0		9-5-0
5-4-0		0-0-0	0-1-0		NEUTRAL		0-1-0		2-1-0		3-1-0
16-13-0		0-1-0	0-1-0		NON-CONFERENCE		0-4-0		4-2-0		12-5-0
4-4-0		0-0-0	0-0-0		HOME		0-2-0		0-1-0		4-1-0
7-5-0		0-1-0	0-0-		AWAY		0-1-0		2-0-0		5-3-0
5-4-0		0-0-0	0-1-0		NEUTRAL		0-1-0		2-1-0		3-1-0
8-6-0		0-0-0	0-0-0		CONFERENCE		1-1-0		1-1-0		6-4-0
4-4-0		0-0-0	0-0-0		HOME		1-1-0		1-1-0		2-2-0
4-2-0		0-0-0	0-0-0		AWAY		0-0-0		0-0-0		4-2-0
0-0-0		0-0-0	0-0-0		NEUTRAL		0-0-0		0-0-0		0-0-0
RPI S	Opponent	Score	RPI S	Opponent	Score	RPI S	Opponent	Score	RPI S	Opponent	Score
23 A	Washington	1 15	30 N	Mississippi St.	1 3	54 N	Ohio St.	3 8	108 N	Samford	0 5
						56 H	Louisville	1 8	113 A	Iowa St.	9 4
						66 H	Kent St.	4 3	113 A	Iowa St.	5 3
						66 H	Kent St.	1 9	128 N	Syracuse	6 4
						67 A	Towson	4 8	132 H	Eastern Ky.	0 10
						69 H	Dayton	2 5	134 H	Northern Ill.	4 3
									134 H	Northern Ill.	1 2
									150 N	Indiana	3 2
									165 H	Western Mich.	1 2
									165 H	Western Mich.	0 1
									172 A	Western Ill.	5 1
									172 A	Western Ill.	4 5
									172 N	Western Ill.	7 0
									178 N	Ill.-Chicago	0 6
									199 H	Robert Morris	0 1
									204 A	Toledo	0 3
									204 A	Toledo	5 0
									210 A	Bowling Green	4 1
									210 A	Bowling Green	3 4
									214 H	Oakland	5 2
									216 A	Wright St.	3 6
									229 A	Seattle	1 4
									229 A	Seattle	8 5
									229 A	Seattle	4 2
									231 A	Eastern Mich.	9 4
									231 A	Eastern Mich.	9 7
									242 N	Loyola Chicago	4 3
LAST 10 GAMES			LAST 10 GAMES			LAST 10 GAMES			LAST 10 GAMES		
			165 H	Western Mich.	0 1	204 A	Toledo	5 0			
			165 H	Western Mich.	1 2	210 A	Bowling Green	3 4			
			134 H	Northern Ill.	4 3	210 A	Bowling Green	4 1			
			134 H	Northern Ill.	1 2	216 A	Wright St.	3 6			
			204 A	Toledo	0 3	66 H	Kent St.	4 3			

Non-Div. I Games:

Miami (OH)



Miami (OH)



Average RPI Win: 192		WON-LOST RECORD	WINNING PCT. RANK		LAST 10 GAMES	STRENGTH OF SCHEDULE		OPP. STRENGTH OF SCHEDULE		TEAM RPI	ADJ RPI		CONF. RPI	ADJ CONF. RPI	
Average RPI Loss: 141															
DIV. I ONLY		20-20-0	.5	132	7-3-0	202		197		167	.47631	168	18	18	
DIV. I NON-CONF.		13-14-0	.48148	137	1-1-0	205		204		179	.47367	180	18	18	
TOTALS		RPI 1-25	RPI 26-50		W-L RECORDS		RPI 51-100		RPI 101-150		RPI 150+				
20-20-0		0-0-0	0-1-0		OVERALL		1-4-0		5-8-0		14-7-0				
2-4-0		0-0-0	0-0-0		HOME		0-0-0		1-3-0		1-1-0				
9-7-0		0-0-0	0-0-0		AWAY		1-2-0		1-3-0		7-2-0				
9-9-0		0-0-0	0-1-0		NEUTRAL		0-2-0		3-2-0		6-4-0				
13-14-0		0-0-0	0-1-0		NON-CONFERENCE		0-3-0		4-5-0		9-5-0				
1-2-0		0-0-0	0-0-0		HOME		0-0-0		0-2-0		1-0-0				
3-3-0		0-0-0	0-0-		AWAY		0-1-0		1-1-0		2-1-0				
9-9-0		0-0-0	0-1-0		NEUTRAL		0-2-0		3-2-0		6-4-0				
7-6-0		0-0-0	0-0-0		CONFERENCE		1-1-0		1-3-0		5-2-0				
1-2-0		0-0-0	0-0-0		HOME		0-0-0		1-1-0		0-1-0				
6-4-0		0-0-0	0-0-0		AWAY		1-1-0		0-2-0		5-1-0				
0-0-0		0-0-0	0-0-0		NEUTRAL		0-0-0		0-0-0		0-0-0				
RPI	S	Opponent	Score	RPI	S	Opponent	Score	RPI	S	Opponent	Score	RPI	S	Opponent	Score
				31	N	Western Ky.	0 14	66	A	Kent St.	2 12	110	A	Stetson	0 10
								66	A	Kent St.	2 1	120	H	Saint Francis (PA)	2 4
								68	N	Lehigh	1 2	120	H	Saint Francis (PA)	2 9
								69	N	Dayton	5 6	120	N	Saint Francis (PA)	1 5
								72	A	Lipscomb	2 3	121	A	Jacksonville	3 2
												128	N	Syracuse	4 3
												128	N	Syracuse	2 1
												134	A	Northern Ill.	8 9
												134	A	Northern Ill.	1 9
												146	N	Michigan St.	4 2
												146	N	Michigan St.	0 5
												147	H	Central Mich.	4 3
												147	H	Central Mich.	0 1
												154	N	Presbyterian	5 6
												159	N	Creighton	5 3
												198	A	George Mason	6 3
												198	H	George Mason	3 2
												204	A	Toledo	2 1
												204	A	Toledo	2 3
												209	N	Georgetown	2 1
												210	A	Bowling Green	6 1
												210	A	Bowling Green	8 0
												212	N	Bethune-Cookman	8 0
												212	N	Bethune-Cookman	5 8
												213	N	Morehead St.	7 8
												225	A	Youngstown St.	3 1
												225	A	Youngstown St.	3 6
LAST 10 GAMES															

Non-Div. I Games:

Akron



RPI	S	Opponent	Score	
231	H	Eastern Mich.	3	4
239	N	Sacred Heart	0	1
243	A	Buffalo	1	0
243	A	Buffalo	9	0
250	N	Florida A&M	3	0
271	N	Wagner	5	1
280	N	Rhode Island	5	0

A  
k  
r  
o  
n

A  
k  
r  
o  
n

Akron



Average RPI Win:	186	WON-LOST	WINNING	LAST 10	STRENGTH OF	OPP. STRENGTH	TEAM	ADJ	CONF.	ADJ CONF.				
Average RPI Loss:	143	RECORD	PCT. RANK	GAMES	SCHEDULE	OF SCHEDULE	RPI	RPI	RPI	RPI				
DIV. I ONLY	21-22-0	.48837	145	6-4-0	180	214	164	.47623	169	17	17			
DIV. I NON-CONF.	13-15-0	.46429	148	2-2-0	136	240	150	.48262	158	17	17			
<hr/>														
TOTALS	RPI 1-25	RPI 26-50		W-L RECORDS	RPI 51-100		RPI 101-150		RPI 150+					
21-22-0	0-0-0	0-3-0		OVERALL	1-6-0		3-1-0		17-12-0					
9-2-0	0-0-0	0-0-0		HOME	1-1-0		0-0-0		8-1-0					
7-9-0	0-0-0	0-0-0		AWAY	0-2-0		2-0-0		5-7-0					
5-11-0	0-0-0	0-3-0		NEUTRAL	0-3-0		1-1-0		4-4-0					
<hr/>														
13-15-0	0-0-0	0-3-0		NON-CONFERENCE	1-6-0		3-1-0		9-5-0					
4-1-0	0-0-0	0-0-0		HOME	1-1-0		0-0-0		3-0-0					
4-3-0	0-0-0	0-0-		AWAY	0-2-0		2-0-0		2-1-0					
5-11-0	0-0-0	0-3-0		NEUTRAL	0-3-0		1-1-0		4-4-0					
<hr/>														
8-7-0	0-0-0	0-0-0		CONFERENCE	0-0-0		0-0-0		8-7-0					
5-1-0	0-0-0	0-0-0		HOME	0-0-0		0-0-0		5-1-0					
3-6-0	0-0-0	0-0-0		AWAY	0-0-0		0-0-0		3-6-0					
0-0-0	0-0-0	0-0-0		NEUTRAL	0-0-0		0-0-0		0-0-0					
<hr/>														
RPI S	Opponent	Score	RPI S	Opponent	Score	RPI S	Opponent	Score	RPI S	Opponent	Score			
			40 N	Georgia St.	2 5	67 H	Towson	1 0	120 N	Saint Francis (PA)	1 3			
			46 N	UAB	2 7	67 H	Towson	2 4	122 A	FGCU	6 2			
			48 N	SIUE	1 4	75 A	Rutgers	1 3	126 N	Maine	4 3			
						75 A	Rutgers	4 10	137 A	Delaware	7 2			
						81 N	Mercer	4 5	152 A	Butler	4 5			
						91 N	Wichita St.	0 2	152 A	Butler	9 2			
						100 N	FIU	0 4	152 A	Butler	2 0			
									159 H	Creighton	2 0			
									159 H	Creighton	4 0			
									159 H	Creighton	9 3			
									165 N	Western Mich.	1 2			
									174 H	La Salle	2 0			
									177 A	Seton Hall	1 3			
									177 A	Seton Hall	5 7			
									177 A	Seton Hall	6 7			
									178 N	Ill.-Chicago	3 1			
									194 A	Penn	8 4			
									196 H	Providence	1 2			
									196 H	Providence	2 1			
									196 H	Providence	5 4			
									202 N	Harvard	3 8			
									209 A	Georgetown	7 8			
									209 A	Georgetown	8 0			
									209 A	Georgetown	4 5			
									210 N	Bowling Green	5 0			
									231 N	Eastern Mich.	1 3			
									244 N	Portland St.	3 2			
			<hr/>											
			LAST 10 GAMES											
			196 H	Providence	2 1	174 H	La Salle	2 0	209 A	Georgetown	8 0			
196 H	Providence	1 2	152 A	Butler	4 5	209 A	Georgetown	4 5						
196 H	Providence	5 4	152 A	Butler	2 0	210 N	Bowling Green	5 0						
75 A	Rutgers	1 3	152 A	Butler	9 2	231 N	Eastern Mich.	1 3						
75 A	Rutgers	4 10	281 H	Rider	6 3	244 N	Portland St.	3 2						

Non-Div. I Games:

Villanova



RPI	S	Opponent	Score	
253	A	Marist	1	2
253	A	Marist	1	0
257	N	Delaware St.	0	2
265	N	Siena	5	1
281	H	Rider	6	3
281	H	Rider	6	2

Villanova

V  
i  
l  
l  
a  
n  
o  
v  
a

V  
i  
l  
l  
a  
n  
o  
v  
a



Average RPI Win: 196		WON-LOST RECORD		WINNING PCT. RANK		LAST 10 GAMES		STRENGTH OF SCHEDULE		OPP. STRENGTH OF SCHEDULE		TEAM RPI		ADJ RPI		CONF. RPI		ADJ CONF. RPI					
DIV. I ONLY		24-24-0		.5 132		3-7-0		212		157		168		.4759 170		14		14					
DIV. I NON-CONF.		20-17-0		.54054 116		1-1-0		260		164		171		.47574 175		14		14					
TOTALS		RPI 1-25		RPI 26-50		W-L RECORDS		RPI 51-100		RPI 101-150		RPI 150+											
24-24-0		0-1-0		1-4-0		OVERALL		0-7-0		5-6-0		18-6-0											
4-3-0		0-0-0		0-0-0		HOME		0-3-0		0-0-0		4-0-0											
6-14-0		0-1-0		0-3-0		AWAY		0-1-0		3-5-0		3-4-0											
14-7-0		0-0-0		1-1-0		NEUTRAL		0-3-0		2-1-0		11-2-0											
20-17-0		0-1-0		1-1-0		NON-CONFERENCE		0-4-0		3-5-0		16-6-0											
2-0-0		0-0-0		0-0-0		HOME		0-0-0		0-0-0		2-0-0											
4-10-0		0-1-0		0-0-		AWAY		0-1-0		1-4-0		3-4-0											
14-7-0		0-0-0		1-1-0		NEUTRAL		0-3-0		2-1-0		11-2-0											
4-7-0		0-0-0		0-3-0		CONFERENCE		0-3-0		2-1-0		2-0-0											
2-3-0		0-0-0		0-0-0		HOME		0-3-0		0-0-0		2-0-0											
2-4-0		0-0-0		0-3-0		AWAY		0-0-0		2-1-0		0-0-0											
0-0-0		0-0-0		0-0-0		NEUTRAL		0-0-0		0-0-0		0-0-0											
RPI	S	Opponent		Score		RPI	S	Opponent		Score		RPI	S	Opponent		Score		RPI	S	Opponent		Score	
24	A	Kansas		2	5	40	N	Georgia St.		2	10	56	N	Louisville		2	3	114	A	Missouri St.		14	15
						43	N	Chattanooga		7	0	70	N	Idaho St.		6	7	114	A	Missouri St.		4	6
						49	A	New Mexico St.		9	10	72	A	Lipscomb		1	7	116	N	Saint Louis		3	6
						49	A	New Mexico St.		3	8	88	N	Texas Tech		6	9	119	A	Texas-Arlington		11	8
						49	A	New Mexico St.		2	6	97	H	Grand Canyon		1	8	139	A	Oklahoma St.		7	8
												97	H	Grand Canyon		3	7	139	A	Oklahoma St.		7	11
												97	H	Grand Canyon		0	8	140	A	Bakersfield		12	2
																		140	A	Bakersfield		2	1
																		140	A	Bakersfield		4	5
																		143	N	UConn		9	2
																		143	N	UConn		10	7
																		153	N	DePaul		4	9
																		157	N	South Dakota		18	10
																		182	A	Omaha		8	0
																		182	A	Omaha		6	7
																		182	N	Omaha		5	0
																		188	A	St. Mary's (CA)		0	8
																		188	A	St. Mary's (CA)		1	2
																		205	A	Santa Clara		2	1
																		205	A	Santa Clara		7	2
																		209	N	Georgetown		11	8
																		222	H	South Dakota St.		8	7
																		222	H	South Dakota St.		4	2
																		222	N	South Dakota St.		7	4
																		229	H	Seattle		3	2
																		229	H	Seattle		9	1
																		231	N	Eastern Mich.		9	4
-----																							
TOTALS		RPI 1-25		RPI 26-50		W-L RECORDS		RPI 51-100		RPI 101-150		RPI 150+											
24-24-0		0-1-0		1-4-0		OVERALL		0-7-0		5-6-0		18-6-0											
4-3-0		0-0-0		0-0-0		HOME		0-3-0		0-0-0		4-0-0											
6-14-0		0-1-0		0-3-0		AWAY		0-1-0		3-5-0		3-4-0											
14-7-0		0-0-0		1-1-0		NEUTRAL		0-3-0		2-1-0		11-2-0											
20-17-0		0-1-0		1-1-0		NON-CONFERENCE		0-4-0		3-5-0		16-6-0											
2-0-0		0-0-0		0-0-0		HOME		0-0-0		0-0-0		2-0-0											
4-10-0		0-1-0		0-0-		AWAY		0-1-0		1-4-0		3-4-0											
14-7-0		0-0-0		1-1-0		NEUTRAL		0-3-0		2-1-0		11-2-0											
4-7-0		0-0-0		0-3-0		CONFERENCE		0-3-0		2-1-0		2-0-0											
2-3-0		0-0-0		0-0-0		HOME		0-3-0		0-0-0		2-0-0											
2-4-0		0-0-0		0-3-0		AWAY		0-0-0		2-1-0		0-0-0											
0-0-0		0-0-0		0-0-0		NEUTRAL		0-0-0		0-0-0		0-0-0											

Non-Div. I Games:

UMKC



RPI	S	Opponent	Score	
231	N	Eastern Mich.	7	2
233	N	Northern Colo.	12	9
233	N	Northern Colo.	5	4
240	N	UMass Lowell	2	0
246	N	Evansville	2	3
248	A	Belmont	4	7
250	N	Florida A&M	5	4
294	N	Prairie View	15	4

UMKC



Average RPI Win:	235	WON-LOST	WINNING	LAST 10	STRENGTH OF	OPP. STRENGTH	TEAM	ADJ	CONF.	ADJ CONF.				
Average RPI Loss:	126	RECORD	PCT. RANK	GAMES	SCHEDULE	OF SCHEDULE	RPI	RPI	RPI	RPI				
DIV. I ONLY	21-15-0	.58333	93	2-8-0	250	245	171	.47487	171	20	21			
DIV. I NON-CONF.	15-7-0	.68182	57	1-0-0	283	280	151	.48465	154	21	21			
<hr/>														
TOTALS	RPI 1-25	RPI 26-50		W-L RECORDS		RPI 51-100		RPI 101-150		RPI 150+				
21-15-0	0-0-0	0-0-0		OVERALL		0-7-0		1-3-0		20-5-0				
7-3-0	0-0-0	0-0-0		HOME		0-3-0		0-0-0		7-0-0				
3-6-0	0-0-0	0-0-0		AWAY		0-3-0		1-0-0		2-3-0				
11-6-0	0-0-0	0-0-0		NEUTRAL		0-1-0		0-3-0		11-2-0				
<hr/>														
15-7-0	0-0-0	0-0-0		NON-CONFERENCE		0-1-0		1-3-0		14-3-0				
2-0-0	0-0-0	0-0-0		HOME		0-0-0		0-0-0		2-0-0				
2-1-0	0-0-0	0-0-		AWAY		0-0-0		1-0-0		1-1-0				
11-6-0	0-0-0	0-0-0		NEUTRAL		0-1-0		0-3-0		11-2-0				
<hr/>														
6-8-0	0-0-0	0-0-0		CONFERENCE		0-6-0		0-0-0		6-2-0				
5-3-0	0-0-0	0-0-0		HOME		0-3-0		0-0-0		5-0-0				
1-5-0	0-0-0	0-0-0		AWAY		0-3-0		0-0-0		1-2-0				
0-0-0	0-0-0	0-0-0		NEUTRAL		0-0-0		0-0-0		0-0-0				
<hr/>														
RPI S	Opponent	Score	RPI S	Opponent	Score	RPI S	Opponent	Score	RPI S	Opponent	Score			
						69 H Dayton	1	6	113 N Iowa St.	1	5			
						69 H Dayton	1	7	120 N Saint Francis (PA)	1	5			
						69 H Dayton	0	9	120 N Saint Francis (PA)	1	3			
						71 A Fordham	0	4	123 A Coastal Caro.	10	8			
						71 A Fordham	0	8	157 N South Dakota	6	5			
						71 A Fordham	0	8	177 N Seton Hall	3	2			
						73 N Purdue	2	6	195 A LIU Brooklyn	9	11			
						198 A George Mason	5	6						
						198 A George Mason	2	4						
						198 A George Mason	7	4						
						209 N Georgetown	1	5						
						219 H Massachusetts	12	2						
						219 H Massachusetts	10	2						
						219 H Massachusetts	14	5						
						232 N Green Bay	7	3						
						238 A Monmouth	5	2						
						240 N UMass Lowell	5	3						
						242 N Loyola Chicago	7	0						
						242 N Loyola Chicago	5	9						
						245 N UMBC	8	4						
245 N UMBC	13	2												
						249 H Fairfield	8	7						
						254 N Hampton	12	2						
						272 N Mt. St. Mary's	13	0						
						272 N Mt. St. Mary's	8	0						
						280 H Rhode Island	14	6						
						280 H Rhode Island	9	3						
						LAST 10 GAMES								
						71 A Fordham	0	4	69 H Dayton	1	7	254 N Hampton	12	2
						71 A Fordham	0	8	69 H Dayton	0	9	272 N Mt. St. Mary's	13	0
						71 A Fordham	0	8	198 A George Mason	5	6	272 N Mt. St. Mary's	8	0
						238 A Monmouth	5	2	198 A George Mason	7	4	280 H Rhode Island	14	6
						69 H Dayton	1	6	198 A George Mason	2	4	280 H Rhode Island	9	3

Non-Div. I Games:

Saint Joseph's



RPI	S	Opponent	Score	
284	N	Niagara	8	0
292	H	Saint Peter's	10	2

Saint Joseph's

S  
a  
i  
n  
t  
J  
o  
s  
e  
p  
h  
'  
s

S  
a  
i  
n  
t  
J  
o  
s  
e  
p  
h  
'  
s



Average RPI Win:		190	WON-LOST RECORD		WINNING PCT. RANK	LAST 10 GAMES		STRENGTH OF SCHEDULE		OPP. STRENGTH OF SCHEDULE	TEAM RPI	ADJ RPI	CONF. RPI	ADJ CONF. RPI			
Average RPI Loss:		122															
DIV. I ONLY			15-18-0		.45455	166	4-6-0		188	164	173	.4735	172	21	19		
DIV. I NON-CONF.			10-11-0		.47619	143	1-3-0		185	121	154	.48449	156	20	19		
TOTALS		RPI 1-25		RPI 26-50		W-L RECORDS		RPI 51-100		RPI 101-150		RPI 150+					
15-18-0		0-2-0		0-2-0		OVERALL		2-3-0		2-4-0		11-7-0					
2-8-0		0-2-0		0-0-0		HOME		0-3-0		1-2-0		1-1-0					
6-3-0		0-0-0		0-0-0		AWAY		2-0-0		0-0-0		4-3-0					
7-7-0		0-0-0		0-2-0		NEUTRAL		0-0-0		1-2-0		6-3-0					
10-11-0		0-2-0		0-2-0		NON-CONFERENCE		2-0-0		1-2-0		7-5-0					
1-3-0		0-2-0		0-0-0		HOME		0-0-0		0-0-0		1-1-0					
2-1-0		0-0-0		0-0-		AWAY		2-0-0		0-0-0		0-1-0					
7-7-0		0-0-0		0-2-0		NEUTRAL		0-0-0		1-2-0		6-3-0					
5-7-0		0-0-0		0-0-0		CONFERENCE		0-3-0		1-2-0		4-2-0					
1-5-0		0-0-0		0-0-0		HOME		0-3-0		1-2-0		0-0-0					
4-2-0		0-0-0		0-0-0		AWAY		0-0-0		0-0-0		4-2-0					
0-0-0		0-0-0		0-0-0		NEUTRAL		0-0-0		0-0-0		0-0-0					
RPI	S	Opponent		Score		RPI	S	Opponent		Score		RPI	S	Opponent		Score	
11	H	Missouri		4	15	37	N	Virginia Tech		0	9	51	H	North Dakota St.		2	5
11	H	Missouri		1	8	46	N	UAB		4	7	51	H	North Dakota St.		3	5
												51	H	North Dakota St.		1	14
												60	A	Hawaii		3	2
												99	A	Iowa		11	8
								</									

Non-Div. I Games:

Western Ill.



Average RPI Win: 179		WON-LOST	WINNING	LAST 10	STRENGTH OF		OPP. STRENGTH	TEAM	ADJ	CONF.	ADJ CONF.
Average RPI Loss: 123		RECORD	PCT. RANK	GAMES	SCHEDULE		OF SCHEDULE	RPI	RPI	RPI	RPI
DIV. I ONLY		21-23-0	.47727	154	5-5-0		218	136	174	.47295	173
DIV. I NON-CONF.		11-18-0	.37931	189	1-1-0		162	100	188	.47034	183
TOTALS		RPI 1-25	RPI 26-50		W-L RECORDS		RPI 51-100		RPI 101-150		RPI 150+
21-23-0		0-2-0	0-1-0		OVERALL		3-6-0		6-6-0		12-8-0
10-11-0		0-1-0	0-0-0		HOME		1-4-0		2-2-0		7-4-0
5-7-0		0-0-0	0-1-0		AWAY		0-1-0		0-3-0		5-2-0
6-5-0		0-1-0	0-0-0		NEUTRAL		2-1-0		4-1-0		0-2-0
11-18-0		0-2-0	0-1-0		NON-CONFERENCE		3-3-0		6-6-0		2-6-0
4-8-0		0-1-0	0-0-0		HOME		1-1-0		2-2-0		1-4-0
1-5-0		0-0-0	0-0-		AWAY		0-1-0		0-3-0		1-0-0
6-5-0		0-1-0	0-0-0		NEUTRAL		2-1-0		4-1-0		0-2-0
10-5-0		0-0-0	0-0-0		CONFERENCE		0-3-0		0-0-0		10-2-0
6-3-0		0-0-0	0-0-0		HOME		0-3-0		0-0-0		6-0-0
4-2-0		0-0-0	0-0-0		AWAY		0-0-0		0-0-0		4-2-0
0-0-0		0-0-0	0-0-0		NEUTRAL		0-0-0		0-0-0		0-0-0
RPI S	Opponent	Score	RPI S	Opponent	Score	RPI S	Opponent	Score	RPI S	Opponent	Score
19 H	California	4 13	42 A	CSUN	0 8	62 A	Long Beach St.	0 8	103 H	Penn St.	1 9
19 N	California	0 6				63 N	Northwestern St.	4 2	103 H	Penn St.	6 1
						64 N	UC Riverside	6 7	115 A	Cal Poly	0 1
						64 N	UC Riverside	1 0	117 N	Col. of Charleston	5 4
						70 H	Idaho St.	5 8	124 A	UC Davis	1 9
						70 H	Idaho St.	2 7	124 H	UC Davis	5 4
						70 H	Idaho St.	0 7	124 N	UC Davis	2 6
						97 H	Grand Canyon	0 5	129 N	IUPUI	2 1
						97 H	Grand Canyon	6 5	133 N	San Diego	4 2
									140 N	Bakersfield	4 1
									142 A	Pacific	0 5
									142 H	Pacific	6 8
									176 A	Loyola Marymount	4 1
									176 H	Loyola Marymount	1 3
									185 A	Southern Utah	2 10
									185 A	Southern Utah	7 11
									185 A	Southern Utah	8 5
									188 H	St. Mary's (CA)	2 4
									188 H	St. Mary's (CA)	6 7
									205 N	Santa Clara	3 4
									217 H	Nevada	5 2
									217 H	Nevada	5 6
									224 N	Bryant	5 6
									233 H	Northern Colo.	8 0
									233 H	Northern Colo.	6 1
									233 H	Northern Colo.	5 4
									241 H	Montana	9 1
LAST 10 GAMES			LAST 10 GAMES			LAST 10 GAMES			LAST 10 GAMES		
70 H	Idaho St.	2 7	261 A	North Dakota	12 0	70 H	Idaho St.	5 8	261 A	North Dakota	8 3
70 H	Idaho St.	0 7	124 H	UC Davis	5 4	70 H	Idaho St.	0 7	124 H	UC Davis	5 4
142 A	Pacific	0 5	185 A	Southern Utah	7 11	142 A	Pacific	0 5	185 A	Southern Utah	7 11
261 A	North Dakota	16 2	185 A	Southern Utah	8 5	261 A	North Dakota	16 2	185 A	Southern Utah	8 5

Non-Div. I Games:

Sacramento St.



RPI	S	Opponent	Score	
241	H	Montana	9	8
241	H	Montana	9	1
261	A	North Dakota	12	0
261	A	North Dakota	16	2
261	A	North Dakota	8	3

Sacramento St.

S  
a  
c  
r  
a  
m  
e  
n  
t  
o  
S  
t  
.

S  
a  
c  
r  
a  
m  
e  
n  
t  
o  
S  
t  
.



L  
a  
s  
a  
l  
l  
e

La Salle



L  
a  
m  
a  
r

Lamar



Average RPI Win: 188		WON-LOST RECORD		WINNING PCT. RANK		LAST 10 GAMES		STRENGTH OF SCHEDULE		OPP. STRENGTH OF SCHEDULE		TEAM RPI		ADJ RPI		CONF. RPI		ADJ CONF. RPI					
DIV. I ONLY		22-26-0		.45833 164		5-5-0		209		139		180		.47049 176		15		15					
DIV. I NON-CONF.		18-21-0		.46154 152		1-0-0		195		154		173		.47842 170		16		16					
TOTALS		RPI 1-25		RPI 26-50		W-L RECORDS		RPI 51-100		RPI 101-150		RPI 150+											
22-26-0		0-2-0		0-2-0		OVERALL		3-5-0		5-12-0		14-5-0											
13-9-0		0-0-0		0-0-0		HOME		2-1-0		2-5-0		9-3-0											
4-5-0		0-1-0		0-0-0		AWAY		0-1-0		1-2-0		3-1-0											
5-12-0		0-1-0		0-2-0		NEUTRAL		1-3-0		2-5-0		2-1-0											
18-21-0		0-2-0		0-2-0		NON-CONFERENCE		3-5-0		3-8-0		12-4-0											
12-7-0		0-0-0		0-0-0		HOME		2-1-0		1-3-0		9-3-0											
1-2-0		0-1-0		0-0-		AWAY		0-1-0		0-0-0		1-0-0											
5-12-0		0-1-0		0-2-0		NEUTRAL		1-3-0		2-5-0		2-1-0											
4-5-0		0-0-0		0-0-0		CONFERENCE		0-0-0		2-4-0		2-1-0											
1-2-0		0-0-0		0-0-0		HOME		0-0-0		1-2-0		0-0-0											
3-3-0		0-0-0		0-0-0		AWAY		0-0-0		1-2-0		2-1-0											
0-0-0		0-0-0		0-0-0		NEUTRAL		0-0-0		0-0-0		0-0-0											
RPI	S	Opponent		Score		RPI	S	Opponent		Score		RPI	S	Opponent		Score							
12	A	Arizona		1	10	44	N	Fresno St.		0	8	63	H	Northwestern St.		4	1	103	N	Penn St.	0	1	
13	N	Oklahoma		0	9	50	N	San Jose St.		2	10	63	H	Northwestern St.		8	5	103	N	Penn St.	0	4	
												64	A	UC Riverside		0	6	117	H	Col. of Charleston		4	7
												64	H	UC Riverside		2	10	117	H	Col. of Charleston		3	4
												93	N	Drake		0	2	127	N	UNCG		3	12
												97	N	Grand Canyon		2	10	127	N	UNCG		10	2
												97	N	Grand Canyon		4	3	128	N	Syracuse		3	4
												97	N	Grand Canyon		3	7	133	H	San Diego		1	3
																		133	H	San Diego		1	0
																		133	H	San Diego		2	4
																		140	H	Bakersfield		8	0
																		140	H	Bakersfield		0	2
																		142	A	Pacific		2	3
																		142	A	Pacific		4	2
																		142	A	Pacific		1	2
																		145	N	UC Santa Barbara		3	6
																		150	N	Indiana		13	5
																		173	A	Sacramento St.		3	1
																		173	H	Sacramento St.		1	4
																		196	H	Providence		7	8
																		196	H	Providence		5	3
																		202	H	Harvard		3	5
																		205	A	Santa Clara		3	4
																		205	A	Santa Clara		5	3
																		205	A	Santa Clara		2	0
																		212	H	Bethune-Cookman		12	0
																		216	N	Wright St.		12	1

Non-Div. I Games:

Loyola Marymount



RPI	S	Opponent	Score	
228	H	Fairleigh Dickinson	8	0
229	H	Seattle	7	2
229	H	Seattle	5	2
242	N	Loyola Chicago	1	11
243	H	Buffalo	11	3
259	H	Iona	2	0
273	H	Howard	10	7
273	H	Howard	10	0
273	N	Howard	12	2

Loyola Marymount

L  
o  
y  
o  
l  
a  
M  
a  
r  
y  
m  
o  
u  
n  
t

L  
o  
y  
o  
l  
a  
M  
a  
r  
y  
m  
o  
u  
n  
t



Average RPI Win:	191	WON-LOST	WINNING	LAST 10	STRENGTH OF	OPP. STRENGTH	TEAM	ADJ	CONF.	ADJ CONF.	
Average RPI Loss:	118	RECORD	PCT. RANK	GAMES	SCHEDULE	OF SCHEDULE	RPI	RPI	RPI	RPI	
DIV. I ONLY	17-24-0	.41463	190	4-6-0	151	177	177	.47026	177	17	17
DIV. I NON-CONF.	11-16-0	.40741	174	0-1-0	177	166	191	.46691	190	17	17
<hr/>											
TOTALS	RPI 1-25	RPI 26-50		W-L RECORDS		RPI 51-100		RPI 101-150		RPI 150+	
17-24-0	0-0-0	0-5-0		OVERALL		0-6-0		3-3-0		14-10-0	
3-7-0	0-0-0	0-0-0		HOME		0-4-0		0-0-0		3-3-0	
6-4-0	0-0-0	0-1-0		AWAY		0-0-0		3-1-0		3-2-0	
8-13-0	0-0-0	0-4-0		NEUTRAL		0-2-0		0-2-0		8-5-0	
<hr/>											
11-16-0	0-0-0	0-5-0		NON-CONFERENCE		0-3-0		3-3-0		8-5-0	
0-1-0	0-0-0	0-0-0		HOME		0-1-0		0-0-0		0-0-0	
3-2-0	0-0-0	0-0-		AWAY		0-0-0		3-1-0		0-0-0	
8-13-0	0-0-0	0-4-0		NEUTRAL		0-2-0		0-2-0		8-5-0	
<hr/>											
6-8-0	0-0-0	0-0-0		CONFERENCE		0-3-0		0-0-0		6-5-0	
3-6-0	0-0-0	0-0-0		HOME		0-3-0		0-0-0		3-3-0	
3-2-0	0-0-0	0-0-0		AWAY		0-0-0		0-0-0		3-2-0	
0-0-0	0-0-0	0-0-0		NEUTRAL		0-0-0		0-0-0		0-0-0	
<hr/>											
RPI S	Opponent	Score	RPI S	Opponent	Score	RPI S	Opponent	Score	RPI S	Opponent	Score
			37 N	Virginia Tech	0 18	51 N	North Dakota St.	0 2	109 A	North Texas	2 1
			37 N	Virginia Tech	0 9	75 H	Rutgers	2 12	109 A	North Texas	17 6
			39 A	San Diego St.	3 4	85 N	North Florida	4 10	138 A	East Carolina	0 4
			45 N	Oregon St.	3 17	87 H	St. John's (NY)	0 4	138 A	East Carolina	10 8
			48 N	SIUE	3 5	87 H	St. John's (NY)	4 12	147 N	Central Mich.	4 7
						87 H	St. John's (NY)	1 8	147 N	Central Mich.	0 1
									153 H	DePaul	5 7
									153 H	DePaul	1 11
									153 H	DePaul	5 14
									156 N	Wisconsin	2 9
									159 A	Creighton	3 8
									159 A	Creighton	12 1
									159 A	Creighton	9 7
									165 N	Western Mich.	14 13
									165 N	Western Mich.	3 4
									169 H	Villanova	7 5
									169 H	Villanova	3 1
									169 H	Villanova	7 6
									171 N	Saint Joseph's	2 3
									196 A	Providence	1 2
									196 A	Providence	7 4
			LAST 10 GAMES						197 N	Colgate	0 3
			87 H	St. John's (NY)	0 4	159 A	Creighton	3 8	199 N	Robert Morris	7 6
			87 H	St. John's (NY)	1 8	159 A	Creighton	9 7	210 N	Bowling Green	13 4
			87 H	St. John's (NY)	4 12	196 A	Providence	1 2	215 N	Boston U.	2 4
			75 H	Rutgers	2 12	196 A	Providence	7 4	226 N	Boise St.	13 10
			159 A	Creighton	12 1	169 H	Villanova	7 6	250 N	Florida A&M	2 1

Non-Div. I Games:

Seton Hall



RPI	S	Opponent	Score	
270	N	Texas Southern	12	2
270	N	Texas Southern	10	2
276	N	Quinnipiac	14	0

Seton Hall

S  
e  
t  
o  
n  
H  
a  
l  
l

S  
e  
t  
o  
n  
H  
a  
l  
l



[illegible]

**Non-Div. I Games:**

Ill.-Chicago



RPI	S	Opponent	Score	
282	A	Detroit	11	6
282	A	Detroit	5	4
282	A	Detroit	7	2

Ill.-Chicago

I  
l  
l  
.  
-  
C  
h  
i  
c  
a  
g  
o

I  
l  
l  
.  
-  
C  
h  
i  
c  
a  
g  
o



[illegible]

**Non-Div. I Games:**

Middle Tenn.



Average RPI Win:	158	WON-LOST RECORD	WINNING PCT. RANK	LAST 10 GAMES	STRENGTH OF SCHEDULE	OPP. STRENGTH OF SCHEDULE	TEAM RPI	ADJ RPI	CONF. RPI	ADJ CONF. RPI	
Average RPI Loss:	128										
DIV. I ONLY	9-19-0	.32143	240	3-7-0	74	201	185	.4678	180	20	21
DIV. I NON-CONF.	4-9-0	.30769	226	0-0-0	37	173	163	.48196	159	21	21
<hr/>											
TOTALS	RPI 1-25	RPI 26-50		W-L RECORDS	RPI 51-100		RPI 101-150		RPI 150+		
9-19-0	0-0-0	0-1-0		OVERALL	2-7-0		1-3-0		6-8-0		
3-2-0	0-0-0	0-0-0		HOME	1-1-0		0-0-0		2-1-0		
3-10-0	0-0-0	0-0-0		AWAY	1-3-0		0-2-0		2-5-0		
3-7-0	0-0-0	0-1-0		NEUTRAL	0-3-0		1-1-0		2-2-0		
<hr/>											
4-9-0	0-0-0	0-1-0		NON-CONFERENCE	1-3-0		1-3-0		2-2-0		
0-0-0	0-0-0	0-0-0		HOME	0-0-0		0-0-0		0-0-0		
1-2-0	0-0-0	0-0-		AWAY	1-0-0		0-2-0		0-0-0		
3-7-0	0-0-0	0-1-0		NEUTRAL	0-3-0		1-1-0		2-2-0		
<hr/>											
5-10-0	0-0-0	0-0-0		CONFERENCE	1-4-0		0-0-0		4-6-0		
3-2-0	0-0-0	0-0-0		HOME	1-1-0		0-0-0		2-1-0		
2-8-0	0-0-0	0-0-0		AWAY	0-3-0		0-0-0		2-5-0		
0-0-0	0-0-0	0-0-0		NEUTRAL	0-0-0		0-0-0		0-0-0		
<hr/>											
RPI S	Opponent	Score	RPI S	Opponent	Score	RPI S	Opponent	Score	RPI S	Opponent	Score
			37 N	Virginia Tech	1 6	53 N	Ole Miss	2 9	101 N	Charlotte	7 6
						60 A	Hawaii	2 1	113 N	Iowa St.	2 3
						66 N	Kent St.	0 1	123 A	Coastal Caro.	0 8
						66 N	Kent St.	4 18	123 A	Coastal Caro.	0 3
						69 A	Dayton	3 8	172 N	Western Ill.	5 4
						69 A	Dayton	0 8	172 N	Western Ill.	0 2
						69 A	Dayton	1 3	174 A	La Salle	5 10
						71 H	Fordham	2 10	174 A	La Salle	2 6
						71 H	Fordham	4 3	189 A	George Washington	6 2
									189 A	George Washington	9 1
									198 H	George Mason	11 3
									198 H	George Mason	8 7
									198 H	George Mason	1 7
									199 N	Robert Morris	5 8
									219 A	Massachusetts	4 5
									219 A	Massachusetts	4 5
									219 A	Massachusetts	0 5
									246 N	Columbia	5 2
<hr/>											
LAST 10 GAMES											
	219 A	Massachusetts	0	5	198 H	George Mason	1	7			
	219 A	Massachusetts	4	5	198 H	George Mason	8	7			
	219 A	Massachusetts	4	5	198 H	George Mason	11	3			
	71 H	Fordham	2	10	174 A	La Salle	5	10			
	71 H	Fordham	4	3	174 A	La Salle	2	6			

Non-Div. I Games:

St. Bonaventure



U  
t  
a  
h  
v  
a  
l  
l  
e  
y

Utah Valley



O  
m  
a  
h  
a

Omaha



RPI	S	Opponent	Score	
279	N	N.C. Central	7	1
295	N	Alcorn	9	1

Omaha

O  
m  
a  
h  
a

O  
m  
a  
h  
a



U  
T  
E  
P

UTEP



Average RPI Win:		181	WON-LOST RECORD		WINNING PCT. RANK		LAST 10 GAMES		STRENGTH OF SCHEDULE		OPP. STRENGTH OF SCHEDULE		TEAM RPI		ADJ RPI		CONF. RPI		ADJ CONF. RPI				
Average RPI Loss:		112																					
DIV. I ONLY			13-24-1		.35526 220		7-3-0		111		163		187		.46611 184		24		23				
DIV. I NON-CONF.			3-13-1		.20588 265		0-1-0		62		73		202		.45366 201		22		22				
TOTALS		RPI 1-25		RPI 26-50		W-L RECORDS		RPI 51-100		RPI 101-150		RPI 150+											
13-24-1		0-2-0		0-2-0		OVERALL		0-6-0		3-6-0		10-8-1											
5-10-1		0-0-0		0-1-0		HOME		0-3-0		0-0-0		5-6-1											
7-9-0		0-2-0		0-1-0		AWAY		0-1-0		2-4-0		5-1-0											
1-5-0		0-0-0		0-0-0		NEUTRAL		0-2-0		1-2-0		0-1-0											
3-13-1		0-2-0		0-2-0		NON-CONFERENCE		0-3-0		3-3-0		0-3-1											
0-4-1		0-0-0		0-1-0		HOME		0-0-0		0-0-0		0-3-1											
2-5-0		0-2-0		0-0-		AWAY		0-1-0		2-1-0		0-0-0											
1-4-0		0-0-0		0-0-0		NEUTRAL		0-2-0		1-2-0		0-0-0											
10-11-0		0-0-0		0-0-0		CONFERENCE		0-3-0		0-3-0		10-5-0											
5-6-0		0-0-0		0-0-0		HOME		0-3-0		0-0-0		5-3-0											
5-4-0		0-0-0		0-0-0		AWAY		0-0-0		0-3-0		5-1-0											
0-1-0		0-0-0		0-0-0		NEUTRAL		0-0-0		0-0-0		0-1-0											
RPI	S	Opponent		Score		RPI	S	Opponent		Score		RPI	S	Opponent		Score							
22	A	Baylor		0	3	28	A	Texas		2	11	78	H	McNeese St.		0	3	104	N	Illinois	6	4	
22	A	Baylor		3	6	46	H	UAB		1	6	78	H	McNeese St.		1	6	111	A	Central Ark.	7	8	
												78	H	McNeese St.		0	5	111	A	Central Ark.	3	12	
												80	A	UTSA		6	7	111	A	Central Ark.	0	8	
												91	N	Wichita St.		2	3	112	A	Houston	4	2	
												91	N	Wichita St.		8	9	112	A	Houston	5	4	
																		112	A	Houston	8	9	
																		130	N	New Mexico	2	6	
																		130	N	New Mexico	2	6	
																		156	H	Wisconsin	2	4	
																		156	H	Wisconsin	4	5	
																		157	H	South Dakota	0	6	
																		157	H	South Dakota	5	5	
																		164	A	Nicholls St.	8	6	
																		164	A	Nicholls St.	4	0	
																		164	A	Nicholls St.	11	12	
																		175	H	Lamar	2	3	
																		175	H	Lamar	6	5	
																		175	H	Lamar	1	4	
																		193	H	Stephen F. Austin	2	0	
																		193	H	Stephen F. Austin	1	0	
																		193	H	Stephen F. Austin	3	4	
																		193	N	Stephen F. Austin	3	6	
																		206	A	Sam Houston St.	2	1	
																		206	A	Sam Houston St.	6	0	
																		206	A	Sam Houston St.	3	0	
																		206	A	Sam Houston St.	3	0	
																		262	H	Houston Baptist	4	3	
LAST 10 GAMES																							
						262	H	Houston Baptist		4	1	28	A	Texas		2	11	193	N	Stephen F. Austin		3	6
						262	H	Houston Baptist		4	3	206	A	Sam Houston St.		2	1	206	A	Sam Houston St.		2	1
						175	H	Lamar		1	4	206	A	Sam Houston St.		3	0	206	A	Sam Houston St.		6	0
						175	H	Lamar		2	3	206	A	Sam Houston St.		6	0	206	A	Sam Houston St.		3	0
						175	H	Lamar		6	5	193	H	Stephen F. Austin		1	0	262	H	Houston Baptist		4	3

Non-Div. I Games: Tex. A&M Int'l 2 0 Tex. A&M Int'l 5 1

A&M-Corpus Christi



A&M-Corpus Christi



Average RPI Win:		166	WON-LOST RECORD		WINNING PCT. RANK	LAST 10 GAMES		STRENGTH OF SCHEDULE		OPP. STRENGTH OF SCHEDULE	TEAM RPI	ADJ RPI	CONF. RPI	ADJ CONF. RPI			
Average RPI Loss:		116															
DIV. I ONLY			14-27-0		.34146	226	4-6-0		104	161	189	.46592	185	25	24		
DIV. I NON-CONF.			8-18-0		.30769	226	1-1-0		72	116	182	.47479	178	24	23		
TOTALS		RPI 1-25		RPI 26-50		W-L RECORDS		RPI 51-100		RPI 101-150		RPI 150+					
14-27-0		0-1-0		0-3-0		OVERALL		3-11-0		3-4-0		8-8-0					
3-5-0		0-0-0		0-0-0		HOME		0-3-0		0-0-0		3-2-0					
6-12-0		0-0-0		0-1-0		AWAY		2-5-0		1-1-0		3-4-0					
5-10-0		0-1-0		0-1-0		NEUTRAL		1-3-0		2-3-0		2-2-0					
8-18-0		0-1-0		0-3-0		NON-CONFERENCE		2-6-0		3-4-0		3-4-0					
1-1-0		0-0-0		0-0-0		HOME		0-0-0		0-0-0		1-1-0					
2-7-0		0-0-0		0-0-		AWAY		1-3-0		1-1-0		0-1-0					
5-10-0		0-1-0		0-1-0		NEUTRAL		1-3-0		2-3-0		2-2-0					
6-9-0		0-0-0		0-0-0		CONFERENCE		1-5-0		0-0-0		5-4-0					
2-4-0		0-0-0		0-0-0		HOME		0-3-0		0-0-0		2-1-0					
4-5-0		0-0-0		0-0-0		AWAY		1-2-0		0-0-0		3-3-0					
0-0-0		0-0-0		0-0-0		NEUTRAL		0-0-0		0-0-0		0-0-0					
RPI	S	Opponent		Score		RPI	S	Opponent		Score		RPI	S	Opponent		Score	
7	N	UCLA		1	9	29	A	Utah		1	10	52	A	Cal St. Fullerton		1	9
						29	A	Utah		1	6	57	A	BYU		11	8
						34	N	Northwestern		0	9	57	A	BYU		1	5
												62	A	Long Beach St.		1	3
												66	N	Kent St.		3	5
												66	N	Kent St.		4	3
												70	H	Idaho St.		1	7
												70	H	Idaho St.		4	13
												70	H	Idaho St.		1	9
												93	N	Drake		0	8
												96	A	Weber St.		2	8
												96	A	Weber St.		0	7
												96	A	Weber St.		8	5
												99	N	Iowa		0	2

Non-Div. I Games: Dixie St. 5 4

Southern Utah



Average RPI Win: 154		WON-LOST	WINNING	LAST 10	STRENGTH OF		OPP. STRENGTH	TEAM	ADJ	CONF.	ADJ CONF.
Average RPI Loss: 102		RECORD	PCT. RANK	GAMES	SCHEDULE		OF SCHEDULE	RPI	RPI	RPI	RPI
DIV. I ONLY		16-30-0	.34783	222	4-6-0		118	98	184	.46436	186
DIV. I NON-CONF.		8-20-0	.28571	237	0-1-0		171	98	224	.4409	223
TOTALS		RPI 1-25	RPI 26-50		W-L RECORDS		RPI 51-100		RPI 101-150		RPI 150+
16-30-0	0-2-0	1-6-0		OVERALL		2-10-0		6-6-0		7-6-0	
3-9-0	0-0-0	1-2-0		HOME		1-4-0		1-2-0		0-1-0	
6-9-0	0-0-0	0-3-0		AWAY		0-2-0		3-2-0		3-2-0	
7-12-0	0-2-0	0-1-0		NEUTRAL		1-4-0		2-2-0		4-3-0	
8-20-0	0-2-0	0-1-0		NON-CONFERENCE		1-8-0		2-4-0		5-5-0	
0-3-0	0-0-0	0-0-0		HOME		0-2-0		0-0-0		0-1-0	
1-5-0	0-0-0	0-0-		AWAY		0-2-0		0-2-0		1-1-0	
7-12-0	0-2-0	0-1-0		NEUTRAL		1-4-0		2-2-0		4-3-0	
8-10-0	0-0-0	1-5-0		CONFERENCE		1-2-0		4-2-0		2-1-0	
3-6-0	0-0-0	1-2-0		HOME		1-2-0		1-2-0		0-0-0	
5-4-0	0-0-0	0-3-0		AWAY		0-0-0		3-0-0		2-1-0	
0-0-0	0-0-0	0-0-0		NEUTRAL		0-0-0		0-0-0		0-0-0	
RPI S	Opponent	Score	RPI S	Opponent	Score	RPI S	Opponent	Score	RPI S	Opponent	Score
7 N	UCLA	4 12	42 N	CSUN	0 4	57 H	BYU	2 13	113 A	Iowa St.	0 3
22 N	Baylor	5 6	44 H	Fresno St.	4 3	60 N	Hawaii	10 11	113 A	Iowa St.	7 10
			44 H	Fresno St.	2 5	62 N	Long Beach St.	3 16	118 A	Colorado St.	5 3
			44 H	Fresno St.	0 8	62 N	Long Beach St.	3 11	118 A	Colorado St.	9 8
			50 A	San Jose St.	2 5	64 A	UC Riverside	5 6	118 A	Colorado St.	9 1
			50 A	San Jose St.	0 10	64 A	UC Riverside	4 5	130 H	New Mexico	2 12
			50 A	San Jose St.	4 5	70 H	Idaho St.	3 13	130 H	New Mexico	7 8
						94 H	UNLV	9 8	130 H	New Mexico	4 0
						94 H	UNLV	6 8	133 N	San Diego	3 4
						94 H	UNLV	12 14	146 N	Michigan St.	1 9
						96 N	Weber St.	4 3	146 N	Michigan St.	3 2
						96 N	Weber St.	1 9	150 N	Indiana	6 5
									181 H	Utah Valley	6 8
									185 A	Southern Utah	7 9
									185 A	Southern Utah	7 3
									188 N	St. Mary's (CA)	6 5
									202 N	Harvard	1 0
									205 N	Santa Clara	8 1
									217 A	Nevada	5 0
									217 A	Nevada	11 9
									217 A	Nevada	2 3
									222 N	South Dakota St.	6 7
									222 N	South Dakota St.	4 6
									241 N	Montana	3 5
									241 N	Montana	5 3
			LAST 10 GAMES								
			50 A	San Jose St.	4 5	44 H	Fresno St.	4 3			
			50 A	San Jose St.	0 10	44 H	Fresno St.	2 5			
			50 A	San Jose St.	2 5	118 A	Colorado St.	5 3			
			181 H	Utah Valley	6 8	118 A	Colorado St.	9 1			
			44 H	Fresno St.	0 8	118 A	Colorado St.	9 8			

Non-Div. I Games:

Utah St.



Average RPI Win: 209		WON-LOST RECORD	WINNING PCT. RANK	LAST 10 GAMES	STRENGTH OF SCHEDULE	OPP. STRENGTH OF SCHEDULE	TEAM RPI	ADJ RPI		CONF. RPI	ADJ CONF. RPI		
Average RPI Loss: 121													
DIV. I ONLY		17-17-0	.5	132	5-5-0	233	181	181	.46358	187	7	8	
DIV. I NON-CONF.		12-8-0	.6	90	3-1-0	291	282	208	.44312	219	9	10	
<hr/>													
TOTALS		RPI 1-25		RPI 26-50		W-L RECORDS		RPI 51-100		RPI 101-150		RPI 150+	
17-17-0		0-3-0		0-0-0		OVERALL		0-6-0		3-3-0		14-5-0	
5-8-0		0-3-0		0-0-0		HOME		0-3-0		2-1-0		3-1-0	
9-4-0		0-0-0		0-0-0		AWAY		0-0-0		1-1-0		8-3-0	
3-5-0		0-0-0		0-0-0		NEUTRAL		0-3-0		0-1-0		3-1-0	
12-8-0		0-0-0		0-0-0		NON-CONFERENCE		0-3-0		0-1-0		12-4-0	
3-1-0		0-0-0		0-0-0		HOME		0-0-0		0-0-0		3-1-0	
6-2-0		0-0-0		0-0-		AWAY		0-0-0		0-0-0		6-2-0	
3-5-0		0-0-0		0-0-0		NEUTRAL		0-3-0		0-1-0		3-1-0	
5-9-0		0-3-0		0-0-0		CONFERENCE		0-3-0		3-2-0		2-1-0	
2-7-0		0-3-0		0-0-0		HOME		0-3-0		2-1-0		0-0-0	
3-2-0		0-0-0		0-0-0		AWAY		0-0-0		1-1-0		2-1-0	
0-0-0		0-0-0		0-0-0		NEUTRAL		0-0-0		0-0-0		0-0-0	
RPI	S	Opponent		Score	RPI	S	Opponent		Score	RPI	S	Opponent	Score
25	H	Hofstra		1 11						74	N	Tulsa	0 10
25	H	Hofstra		1 10						76	H	Elon	3 7
25	H	Hofstra		3 4						76	H	Elon	0 10
										76	H	Elon	4 6
										84	N	Maryland	1 3
										84	N	Maryland	0 6

Non-Div. I Games:

Drexel



Average RPI Win: 177		WON-LOST	WINNING	LAST 10	STRENGTH OF		OPP. STRENGTH	TEAM	ADJ	CONF.	ADJ CONF.
Average RPI Loss: 113		RECORD	PCT. RANK	GAMES	SCHEDULE		OF SCHEDULE	RPI	RPI	RPI	RPI
DIV. I ONLY		17-27-0	.38636	203	4-6-0		152	144	188	.46333	188
DIV. I NON-CONF.		16-22-0	.42105	169	3-1-0		178	145	184	.46979	185
TOTALS		RPI 1-25	RPI 26-50		W-L RECORDS		RPI 51-100		RPI 101-150		RPI 150+
17-27-0		0-3-0	0-2-0		OVERALL		3-11-0		2-2-0		12-9-0
7-9-0		0-1-0	0-0-0		HOME		1-4-0		1-1-0		5-3-0
5-6-0		0-1-0	0-1-0		AWAY		1-2-0		1-0-0		3-2-0
5-12-0		0-1-0	0-1-0		NEUTRAL		1-5-0		0-1-0		4-4-0
16-22-0		0-3-0	0-2-0		NON-CONFERENCE		3-8-0		2-2-0		11-7-0
6-4-0		0-1-0	0-0-0		HOME		1-1-0		1-1-0		4-1-0
5-6-0		0-1-0	0-0-		AWAY		1-2-0		1-0-0		3-2-0
5-12-0		0-1-0	0-1-0		NEUTRAL		1-5-0		0-1-0		4-4-0
1-5-0		0-0-0	0-0-0		CONFERENCE		0-3-0		0-0-0		1-2-0
1-5-0		0-0-0	0-0-0		HOME		0-3-0		0-0-0		1-2-0
0-0-0		0-0-0	0-0-0		AWAY		0-0-0		0-0-0		0-0-0
0-0-0		0-0-0	0-0-0		NEUTRAL		0-0-0		0-0-0		0-0-0
RPI S	Opponent	Score	RPI S	Opponent	Score	RPI S	Opponent	Score	RPI S	Opponent	Score
13 N	Oklahoma	0 17	44 A	Fresno St.	0 1	57 H	BYU	3 7	124 H	UC Davis	4 10
19 A	California	1 8	45 N	Oregon St.	8 13	57 H	BYU	5 8	124 H	UC Davis	2 1
19 H	California	1 9				57 H	BYU	2 3	145 A	UC Santa Barbara	14 6
						59 N	Pittsburgh	1 3	145 N	UC Santa Barbara	2 5
						59 N	Pittsburgh	0 10	153 N	DePaul	5 9
						60 A	Hawaii	1 3	153 N	DePaul	11 9
						60 A	Hawaii	0 3	170 H	UMKC	2 1
						75 N	Rutgers	4 3	170 H	UMKC	8 0
						75 N	Rutgers	2 3	173 A	Sacramento St.	7 6
						75 N	Rutgers	0 4	173 A	Sacramento St.	4 2
						79 A	Stanford	10 9	186 N	Utah St.	5 6
						96 N	Weber St.	1 5	205 H	Santa Clara	0 3
						97 H	Grand Canyon	4 3	205 H	Santa Clara	4 5
						97 H	Grand Canyon	1 6	205 H	Santa Clara	8 2
									217 A	Nevada	2 8
									217 A	Nevada	4 5
									226 A	Boise St.	7 1
									235 H	Brown	1 0
									235 H	Brown	2 3
									241 N	Montana	7 6
									241 N	Montana	4 5
									244 N	Portland St.	6 4
									244 N	Portland St.	2 6
									244 N	Portland St.	2 1
									255 H	Manhattan	6 5
			LAST 10 GAMES			57 H	BYU	2 3	244 N	Portland St.	2 6
			79 A	Stanford	10 9	57 H	BYU	5 8	244 N	Portland St.	2 1
			205 H	Santa Clara	4 5	57 H	BYU	3 7	255 H	Manhattan	6 5
			205 H	Santa Clara	0 3	170 H	UMKC	2 1			
			205 H	Santa Clara	8 2	170 H	UMKC	8 0			
			19 A	California	1 8						

Non-Div. I Games:

St. Mary's (CA)



Average RPI Win:		238	WON-LOST RECORD		WINNING PCT. RANK		LAST 10 GAMES		STRENGTH OF SCHEDULE		OPP. STRENGTH OF SCHEDULE		TEAM RPI		ADJ RPI		CONF. RPI		ADJ CONF. RPI	
DIV. I ONLY			21-20-0		.5122 128		4-6-0		243		228		191		.46319 189		20		21	
DIV. I NON-CONF.			17-9-0		.65385 71		1-0-0		285		251		166		.47916 166		21		21	
TOTALS		RPI 1-25		RPI 26-50		W-L RECORDS		RPI 51-100		RPI 101-150		RPI 150+								
21-20-0		0-1-0		0-2-0		OVERALL		0-6-0		2-4-0		19-7-0								
9-7-0		0-0-0		0-0-0		HOME		0-1-0		2-1-0		7-5-0								
5-8-0		0-1-0		0-0-0		AWAY		0-3-0		0-2-0		5-2-0								
7-5-0		0-0-0		0-2-0		NEUTRAL		0-2-0		0-1-0		7-0-0								
17-9-0		0-1-0		0-2-0		NON-CONFERENCE		0-3-0		0-3-0		17-0-0								
6-1-0		0-0-0		0-0-0		HOME		0-1-0		0-0-0		6-0-0								
4-3-0		0-1-0		0-0-		AWAY		0-0-0		0-2-0		4-0-0								
7-5-0		0-0-0		0-2-0		NEUTRAL		0-2-0		0-1-0		7-0-0								
4-11-0		0-0-0		0-0-0		CONFERENCE		0-3-0		2-1-0		2-7-0								
3-6-0		0-0-0		0-0-0		HOME		0-0-0		2-1-0		1-5-0								
1-5-0		0-0-0		0-0-0		AWAY		0-3-0		0-0-0		1-2-0								
0-0-0		0-0-0		0-0-0		NEUTRAL		0-0-0		0-0-0		0-0-0								
RPI	S	Opponent		Score		RPI	S	Opponent		Score		RPI	S	Opponent		Score				
3	A	Auburn		0 8		43	N	Chattanooga		2 4		69	A	Dayton		10 1				
						46	N	UAB		0 5		69	A	Dayton		1 5				
												69	A	Dayton		9 5				
												76	N	Elon		4 5				
												82	N	Arkansas		3 5				
												95	H	Dartmouth		13 15				
														174 H La Salle		1 10				
														174 H La Salle		1 3				
														180 H St. Bonaventure		2 6				
														180 H St. Bonaventure		1 9				
														191 A Virginia		5 2				
														191 N Virginia		16 9				
														198 H George Mason		3 2				
														198 H George Mason		3 4				
														219 A Massachusetts		2 3				
														219 A Massachusetts		0 4				
														219 A Massachusetts		9 0				
														245 A UMBC		6 3				
														246 N Evansville		8 6				
														251 H Cornell		8 7				
														253 N Marist		8 0				
														257 H Delaware St.		5 0				
														257 H Delaware St.		4 3				
														257 H Delaware St.		2 1				
														259 N Iona		13 2				
														269 N Lafayette		6 1				
														269 N Lafayette		5 4				
LAST 10 GAMES																				
						69	A	Dayton		0 7		116	H	Saint Louis		1 5				
						69	A	Dayton		1 4		116	H	Saint Louis		10 1				
						69	A	Dayton		0 4		198	H	George Mason		3 4				
						285	H	Coppin St.		5 0		198	H	George Mason		3 2				
						116	H	Saint Louis		9 5		219	A	Massachusetts		0 4				

Non-Div. I Games:

George Washington



RPI	S	Opponent	Score	
273	H	Howard	9	3
283	A	Norfolk St.	5	0
283	A	Norfolk St.	7	6
285	H	Coppin St.	5	0
286	N	Morgan St.	8	2

George Washington

G  
e  
o  
r  
g  
e  
W  
a  
s  
h  
i  
n  
g  
t  
o  
n

G  
e  
o  
r  
g  
e  
W  
a  
s  
h  
i  
n  
g  
t  
o  
n



U  
T  
M  
a  
r  
t  
i  
n

UT Martin



RPI	S	Opponent	Score	
248	A	Belmont	8	3
248	A	Belmont	9	3
263	A	Tennessee St.	9	2
263	A	Tennessee St.	6	1
268	H	Austin Peay	3	6
268	H	Austin Peay	8	6
268	H	Austin Peay	10	2
295	N	Alcorn	9	0



Average RPI Win: 145		WON-LOST	WINNING	LAST 10	STRENGTH OF		OPP. STRENGTH	TEAM	ADJ	CONF.	ADJ CONF.
Average RPI Loss: 101		RECORD	PCT. RANK	GAMES	SCHEDULE		OF SCHEDULE	RPI	RPI	RPI	RPI
DIV. I ONLY		15-36-0	.29412	254	4-6-0		72	97	178	.46195	191
DIV. I NON-CONF.		10-18-0	.35714	198	2-0-0		179	242	207	.44085	224
TOTALS		RPI 1-25	RPI 26-50		W-L RECORDS		RPI 51-100		RPI 101-150		RPI 150+
15-36-0	0-5-0	2-6-0		OVERALL		1-13-0		6-1-0		6-11-0	
10-10-0	0-0-0	2-3-0		HOME		0-3-0		6-1-0		2-3-0	
1-12-0	0-5-0	0-3-0		AWAY		0-3-0		0-0-0		1-1-0	
4-14-0	0-0-0	0-0-0		NEUTRAL		1-7-0		0-0-0		3-7-0	
10-18-0	0-2-0	0-0-0		NON-CONFERENCE		0-5-0		4-0-0		6-11-0	
6-3-0	0-0-0	0-0-0		HOME		0-0-0		4-0-0		2-3-0	
1-3-0	0-2-0	0-0-		AWAY		0-0-0		0-0-0		1-1-0	
3-12-0	0-0-0	0-0-0		NEUTRAL		0-5-0		0-0-0		3-7-0	
5-18-0	0-3-0	2-6-0		CONFERENCE		1-8-0		2-1-0		0-0-0	
4-7-0	0-0-0	2-3-0		HOME		0-3-0		2-1-0		0-0-0	
0-9-0	0-3-0	0-3-0		AWAY		0-3-0		0-0-0		0-0-0	
1-2-0	0-0-0	0-0-0		NEUTRAL		1-2-0		0-0-0		0-0-0	
RPI S	Opponent	Score	RPI S	Opponent	Score	RPI S	Opponent	Score	RPI S	Opponent	Score
8 A	Florida St.	0 8	33 H	North Carolina St.	3 2	56 A	Louisville	0 5	105 H	Boston College	7 4
8 A	Florida St.	1 9	33 H	North Carolina St.	0 6	56 A	Louisville	4 5	105 H	Boston College	7 9
8 A	Florida St.	0 8	33 H	North Carolina St.	0 8	56 A	Louisville	5 7	105 H	Boston College	3 1
17 A	James Madison	1 9	35 A	North Carolina	7 13	57 N	BYU	4 5	106 H	Longwood	6 4
17 A	James Madison	2 10	35 A	North Carolina	4 12	59 N	Pittsburgh	9 8	106 H	Longwood	7 6
			35 A	North Carolina	3 24	59 N	Pittsburgh	2 10	144 H	Western Caro.	2 1
			37 H	Virginia Tech	4 7	59 N	Pittsburgh	7 14	144 H	Western Caro.	10 1
			37 H	Virginia Tech	5 2	76 N	Elon	6 8	156 N	Wisconsin	0 5
						79 N	Stanford	3 11	181 N	Utah Valley	4 5
						82 N	Arkansas	5 6	182 N	Omaha	2 1
						89 H	Georgia Tech	5 7	182 N	Omaha	3 9
						89 H	Georgia Tech	3 4	183 N	UTEP	14 5
						89 H	Georgia Tech	1 7	189 H	George Washington	2 5
						90 N	Jacksonville St.	2 6	189 N	George Washington	9 16
									198 A	George Mason	7 8
									198 A	George Mason	10 9
									207 N	Campbell	2 5
									253 H	Marist	9 8
									253 H	Marist	1 4
									253 N	Marist	4 6
									257 H	Delaware St.	8 7
									257 H	Delaware St.	3 15
									257 N	Delaware St.	14 1
									279 N	N.C. Central	4 5
LAST 10 GAMES											
8 A	Florida St.	0 8	33 H	North Carolina St.	0 6	33 H	North Carolina St.	3 2	33 H	North Carolina St.	0 8
8 A	Florida St.	1 9	33 H	North Carolina St.	3 2	33 H	North Carolina St.	0 8	37 H	Virginia Tech	4 7
8 A	Florida St.	0 8	33 H	North Carolina St.	0 8	37 H	Virginia Tech	4 7	37 H	Virginia Tech	5 2
106 H	Longwood	7 6	37 H	Virginia Tech	4 7						
106 H	Longwood	6 4									

Non-Div. I Games:

Virginia



Average RPI Win: 170		WON-LOST RECORD		WINNING PCT. RANK		LAST 10 GAMES		STRENGTH OF SCHEDULE		OPP. STRENGTH OF SCHEDULE		TEAM RPI		ADJ RPI		CONF. RPI		ADJ CONF. RPI		
DIV. I ONLY		15-30-0		.33333	229	4-6-0		129		125		196		.46162		192	16		16	
DIV. I NON-CONF.		6-19-0		.24	253	0-0-0		68		103		198		.46006		196	15		15	
TOTALS		RPI 1-25		RPI 26-50		W-L RECORDS		RPI 51-100		RPI 101-150		RPI 150+								
15-30-0		0-2-0		1-4-0		OVERALL		2-8-0		1-10-0		11-6-0								
8-5-0		0-0-0		0-0-0		HOME		1-2-0		1-2-0		6-1-0								
3-10-0		0-1-0		1-2-0		AWAY		0-0-0		0-3-0		2-4-0								
4-15-0		0-1-0		0-2-0		NEUTRAL		1-6-0		0-5-0		3-1-0								
6-19-0		0-2-0		1-4-0		NON-CONFERENCE		1-6-0		0-6-0		4-1-0								
1-0-0		0-0-0		0-0-0		HOME		0-0-0		0-0-0		1-0-0								
1-4-0		0-1-0		1-0-		AWAY		0-0-0		0-1-0		0-0-0								
4-15-0		0-1-0		0-2-0		NEUTRAL		1-6-0		0-5-0		3-1-0								
9-11-0		0-0-0		0-0-0		CONFERENCE		1-2-0		1-4-0		7-5-0								
7-5-0		0-0-0		0-0-0		HOME		1-2-0		1-2-0		5-1-0								
2-6-0		0-0-0		0-0-0		AWAY		0-0-0		0-2-0		2-4-0								
0-0-0		0-0-0		0-0-0		NEUTRAL		0-0-0		0-0-0		0-0-0								
RPI	S	Opponent		Score		RPI	S	Opponent		Score		RPI	S	Opponent		Score				
21	A	UCF		0	3	35	N	North Carolina		4	8	66	N	Kent St.		4	3			
24	N	Kansas		0	8	35	N	North Carolina		0	8	66	N	Kent St.		1	8			
						48	A	SIUE		5	6	69	N	Dayton		2	3			
						49	A	New Mexico St.		10	8	79	N	Stanford		0	10			
						49	A	New Mexico St.		9	14	91	H	Wichita St.		8	10			
												91	H	Wichita St.		4	2			
												91	H	Wichita St.		0	2			
												96	N	Weber St.		0	11			
												96	N	Weber St.		5	11			
												98	N	Murray St.		1	7			
														114 H Missouri St.		2	3			
														114 H Missouri St.		2	3			
														114 H Missouri St.		5	1			
														132 N Eastern Ky.		8	9			
														132 N Eastern Ky.		7	12			
														136 A Ga. Southern		2	3			
														142 N Pacific		1	9			
														146 N Michigan St.		3	4			
														146 N Michigan St.		5	7			
														160 H Indiana St.		11	2			
														160 H Indiana St.		6	9			
														160 H Indiana St.		7	3			
														163 A Southern Ill.		1	2			
														163 A Southern Ill.		3	8			
														163 A Southern Ill.		9	10			
														166 A UNI		7	3			
														166 A UNI		8	4			
														166 A UNI		1	5			
														172 H Western Ill.		10	8			
														181 N Utah Valley		7	1			
														229 N Seattle		3	11			
														242 H Loyola Chicago		6	0			
														242 H Loyola Chicago		5	3			
														242 H Loyola Chicago		3	0			
														248 N Belmont		12	1			
				LAST 10 GAMES																
				91	H	Wichita St.		4	2	166	A	UNI		8	4	229	N	Seattle		
				91	H	Wichita St.		0	2	166	A	UNI		7	3	242	H	Loyola Chicago		
				91	H	Wichita St.		8	10	166	A	UNI		1	5	242	H	Loyola Chicago		
				107	A	Illinois St.		2	10	160	H	Indiana St.		6	9	242	H	Loyola Chicago		
				107	A	Illinois St.		1	2	160	H	Indiana St.		7	3	248	N	Belmont		

Non-Div. I Games:

Bradley



RPI	S	Opponent	Score
248	N	Belmont	2 1

Bradley



Average RPI Win:		213	WON-LOST RECORD		WINNING PCT. RANK		LAST 10 GAMES		STRENGTH OF SCHEDULE		OPP. STRENGTH OF SCHEDULE		TEAM RPI		ADJ RPI		CONF. RPI		ADJ CONF. RPI				
DIV. I ONLY			18-26-0		.40909 194		8-2-0		191		178		195		.46082 193		24		23				
DIV. I NON-CONF.			6-16-0		.27273 242		1-1-0		35		94		167		.4791 167		22		22				
TOTALS		RPI 1-25		RPI 26-50		W-L RECORDS		RPI 51-100		RPI 101-150		RPI 150+											
18-26-0		0-4-0		1-3-0		OVERALL		2-5-0		1-3-0		14-11-0											
7-3-0		0-0-0		0-0-0		HOME		0-0-0		0-0-0		7-3-0											
7-17-0		0-4-0		0-2-0		AWAY		0-3-0		1-3-0		6-5-0											
4-6-0		0-0-0		1-1-0		NEUTRAL		2-2-0		0-0-0		1-3-0											
6-16-0		0-4-0		1-3-0		NON-CONFERENCE		1-5-0		1-0-0		3-4-0											
2-0-0		0-0-0		0-0-0		HOME		0-0-0		0-0-0		2-0-0											
2-10-0		0-4-0		0-0-		AWAY		0-3-0		1-0-0		1-1-0											
2-6-0		0-0-0		1-1-0		NEUTRAL		1-2-0		0-0-0		0-3-0											
12-10-0		0-0-0		0-0-0		CONFERENCE		1-0-0		0-3-0		11-7-0											
5-3-0		0-0-0		0-0-0		HOME		0-0-0		0-0-0		5-3-0											
5-7-0		0-0-0		0-0-0		AWAY		0-0-0		0-3-0		5-4-0											
2-0-0		0-0-0		0-0-0		NEUTRAL		1-0-0		0-0-0		1-0-0											
RPI	S	Opponent		Score		RPI	S	Opponent		Score		RPI	S	Opponent		Score		RPI	S	Opponent		Score	
2	A	LSU		0	9	26	A	Texas A&M		0	6	61	A	Texas St.		0	1	111	A	Central Ark.		3	5
2	A	LSU		0	14	26	A	Texas A&M		2	3	61	A	Texas St.		0	9	111	A	Central Ark.		6	13
22	A	Baylor		3	10	36	N	Fla. Atlantic		0	8	78	N	McNeese St.		7	6	111	A	Central Ark.		2	9
22	A	Baylor		0	3	36	N	Fla. Atlantic		4	0	80	A	UTSA		0	11	112	A	Houston		5	1
												91	N	Wichita St.		6	3	153	N	DePaul		4	5
												91	N	Wichita St.		1	2	164	A	Nicholls St.		6	7
												92	N	Ball St.		1	3	164	A	Nicholls St.		7	4
																		164	A	Nicholls St.		1	2
																		166	N	UNI		0	3
																		184	A	A&M-Corpus Christi		4	3
																		184	A	A&M-Corpus Christi		0	2
																		184	A	A&M-Corpus Christi		0	1
																		184	N	A&M-Corpus Christi		6	3
																		219	N	Massachusetts		4	6
																		220	H	Southeastern La.		3	5
																		220	H	Southeastern La.		2	11
																		258	A	Abilene Christian		14	13
																		258	A	Abilene Christian		14	7
																		258	A	Abilene Christian		12	4
																		262	H	Houston Baptist		8	0
																		262	H	Houston Baptist		1	3
																		262	H	Houston Baptist		7	6
																		270	A	Texas Southern		4	6
																		270	H	Texas Southern		15	3
																		277	H	Incarnate Word		4	2
																		277	H	Incarnate Word		12	0
																		277	H	Incarnate Word		6	3

Non-Div. I Games:

Stephen F. Austin



RPI	S	Opponent	Score	
294	A	Prairie View	9	0
294	H	Prairie View	7	4

Stephen F. Austin

S  
t  
e  
p  
h  
e  
n  
F  
.  
A  
u  
s  
t  
i  
n

S  
t  
e  
p  
h  
e  
n  
F  
.  
A  
u  
s  
t  
i  
n



P  
e  
n  
n

Penn



RPI	S	Opponent	Score	
269	H	Lafayette	5	9
271	N	Wagner	2	1

P  
e  
n  
n

P  
e  
n  
n

Penn



Average RPI Win:		214	WON-LOST RECORD		WINNING PCT. RANK		LAST 10 GAMES		STRENGTH OF SCHEDULE		OPP. STRENGTH OF SCHEDULE		TEAM RPI		ADJ RPI		CONF. RPI		ADJ CONF. RPI	
DIV. I ONLY			15-26-0		.36585 213		4-6-0		163		120		197		.45946 195		27		27	
DIV. I NON-CONF.			10-21-0		.32258 220		1-1-0		155		65		197		.45975 197		27		27	
TOTALS		RPI 1-25		RPI 26-50		W-L RECORDS		RPI 51-100		RPI 101-150		RPI 150+								
15-26-0		0-5-0		0-2-0		OVERALL		1-9-0		2-4-0		12-6-0								
3-0-0		0-0-0		0-0-0		HOME		0-0-0		0-0-0		3-0-0								
3-12-0		0-2-0		0-1-0		AWAY		0-3-0		1-1-0		2-3-0								
9-14-0		0-3-0		0-1-0		NEUTRAL		1-6-0		1-2-0		7-2-0								
10-21-0		0-5-0		0-2-0		NON-CONFERENCE		1-9-0		1-3-0		8-2-0								
1-0-0		0-0-0		0-0-0		HOME		0-0-0		0-0-0		1-0-0								
0-7-0		0-2-0		0-0-		AWAY		0-3-0		0-1-0		0-0-0								
9-14-0		0-3-0		0-1-0		NEUTRAL		1-6-0		1-2-0		7-2-0								
5-5-0		0-0-0		0-0-0		CONFERENCE		0-0-0		1-1-0		4-4-0								
2-0-0		0-0-0		0-0-0		HOME		0-0-0		0-0-0		2-0-0								
3-5-0		0-0-0		0-0-0		AWAY		0-0-0		1-1-0		2-4-0								
0-0-0		0-0-0		0-0-0		NEUTRAL		0-0-0		0-0-0		0-0-0								
RPI	S	Opponent		Score		RPI	S	Opponent		Score		RPI	S	Opponent		Score				
14	N	Kentucky		3	5	32	N	South Carolina		3	7	59	N	Penn St.		1	9			
19	N	California		1	11	36	A	Fla. Atlantic		0	7	73	N	Purdue		2	7			
21	A	UCF		0	2							73	N	Purdue		8	9			
24	N	Kansas		0	8							73	N	Purdue		5	1			
25	A	Hofstra		0	8							82	N	Arkansas		1	7			
												87	A	St. John's (NY)		4	2			
												89	N	Georgia Tech		11	9			
												99	N	Iowa		5	6			
												100	A	FIU		2	4			
												100	A	FIU		5	4			
												211	N	Princeton		10	7			
												215	N	Boston U.		3	11			
												215	N	Boston U.		6	8			
												218	N	Memphis		3	2			
												219	N	Massachusetts		0	7			
												228	A	Fairleigh Dickinson		13	2			
												228	A	Fairleigh Dickinson		3	0			
												239	A	Sacred Heart		1	8			
												239	A	Sacred Heart		5	0			
												250	N	Florida A&M		8	4			
												250	N	Florida A&M		5	4			
												271	H	Wagner		10	4			
												271	H	Wagner		9	0			
												276	N	Quinnipiac		8	0			
												276	N	Quinnipiac						
LAST 10 GAMES						LAST 10 GAMES						LAST 10 GAMES								
120 A Saint Francis (PA)						5	1	239 A Sacred Heart						1	8	276 N Quinnipiac				
120 A Saint Francis (PA)						8	9	239 A Sacred Heart						3	0	276 N Quinnipiac				
199 A Robert Morris						2	4	228 A Fairleigh Dickinson						0	7					
199 A Robert Morris						5	6	228 A Fairleigh Dickinson						13	2					
25 A Hofstra						0	8	171 H Saint Joseph's						11	9					

**Non-Div. I Games:**

LIU Brooklyn



Average RPI Win:	177	WON-LOST	WINNING	LAST 10	STRENGTH OF	OPP. STRENGTH	TEAM	ADJ	CONF.	ADJ CONF.				
Average RPI Loss:	112	RECORD	PCT. RANK	GAMES	SCHEDULE	OF SCHEDULE	RPI	RPI	RPI	RPI				
DIV. I ONLY		10-20-0	.33333	229	3-7-0	139	115	198	.45836	196	17	17		
DIV. I NON-CONF.		6-11-0	.35294	199	1-0-0	133	78	186	.47072	182	17	17		
<hr/>														
TOTALS		RPI 1-25		RPI 26-50		W-L RECORDS		RPI 51-100		RPI 101-150		RPI 150+		
10-20-0		0-2-0		0-2-0		OVERALL		0-5-0		2-3-0		8-8-0		
3-2-0		0-0-0		0-0-0		HOME		0-0-0		0-0-0		3-2-0		
3-12-0		0-1-0		0-2-0		AWAY		0-3-0		0-0-0		3-5-0		
4-6-0		0-0-0		0-0-0		NEUTRAL		0-2-0		2-3-0		2-1-0		
6-11-0		0-2-0		0-2-0		NON-CONFERENCE		0-2-0		2-3-0		4-2-0		
0-0-0		0-0-0		0-0-0		HOME		0-0-0		0-0-0		0-0-0		
2-5-0		0-2-0		0-0-		AWAY		0-0-0		0-0-0		2-1-0		
4-6-0		0-0-0		0-0-0		NEUTRAL		0-2-0		2-3-0		2-1-0		
4-9-0		0-0-0		0-0-0		CONFERENCE		0-3-0		0-0-0		4-6-0		
3-2-0		0-0-0		0-0-0		HOME		0-0-0		0-0-0		3-2-0		
1-7-0		0-0-0		0-0-0		AWAY		0-3-0		0-0-0		1-4-0		
0-0-0		0-0-0		0-0-0		NEUTRAL		0-0-0		0-0-0		0-0-0		
RPI	S	Opponent		Score	RPI	S	Opponent		Score	RPI	S	Opponent		Score
7	A	UCLA		0 8	36	A	Fla. Atlantic		2 10	74	N	Tulsa		0 10
7	A	UCLA		1 7	44	A	Fresno St.		1 6	84	N	Maryland		0 4
										87	A	St. John's (NY)		0 6
										87	A	St. John's (NY)		1 11
										87	A	St. John's (NY)		1 9
												104 N Illinois		8 5
												115 N Cal Poly		2 4
												124 N UC Davis		3 7
												142 N Pacific		5 4
												146 N Michigan St.		3 7
												152 H Butler		2 7
												152 H Butler		2 0
												152 H Butler		11 3
												153 A DePaul		2 6
												153 A DePaul		16 20
												169 A Villanova		1 2
												169 A Villanova		2 1
												169 A Villanova		4 5
												176 A Loyola Marymount		3 5
												176 A Loyola Marymount		8 7
												177 H Seton Hall		4 7
												177 H Seton Hall		2 1
												187 N Drexel		1 5
												222 N South Dakota St.		11 1
												235 A Brown		10 2
												241 N Montana		3 0
LAST 10 GAMES														
169 A Villanova					1	2	87 A St. John's (NY)					0	6	
169 A Villanova					2	1	87 A St. John's (NY)					1	9	
169 A Villanova					4	5	177 H Seton Hall					2	1	
235 A Brown					10	2	177 H Seton Hall					4	7	
87 A St. John's (NY)					1	11	152 H Butler					2	7	

**Non-Div. I Games:**

## Providence



Average RPI Win: 222		WON-LOST RECORD	WINNING PCT. RANK	LAST 10 GAMES	STRENGTH OF SCHEDULE	OPP. STRENGTH OF SCHEDULE	TEAM RPI	ADJ RPI	CONF. RPI	ADJ CONF. RPI				
Average RPI Loss: 150														
DIV. I ONLY		14-13-0	.51852 125	7-3-0	248	204	190	.45829 197	23	25				
DIV. I NON-CONF.		5-10-0	.33333 206	1-1-0	194	235	232	.4333 236	26	26				
<hr/>														
TOTALS		RPI 1-25	RPI 26-50		W-L RECORDS		RPI 51-100		RPI 101-150		RPI 150+			
14-13-0		0-1-0	0-0-0		OVERALL		0-3-0		3-4-0		11-5-0			
1-2-0		0-0-0	0-0-0		HOME		0-0-0		0-0-0		1-2-0			
9-6-0		0-1-0	0-0-0		AWAY		0-0-0		3-3-0		6-2-0			
4-5-0		0-0-0	0-0-0		NEUTRAL		0-3-0		0-1-0		4-1-0			
5-10-0		0-1-0	0-0-0		NON-CONFERENCE		0-3-0		1-3-0		4-3-0			
0-0-0		0-0-0	0-0-0		HOME		0-0-0		0-0-0		0-0-0			
1-5-0		0-1-0	0-0-		AWAY		0-0-0		1-2-0		0-2-0			
4-5-0		0-0-0	0-0-0		NEUTRAL		0-3-0		0-1-0		4-1-0			
9-3-0		0-0-0	0-0-0		CONFERENCE		0-0-0		2-1-0		7-2-0			
1-2-0		0-0-0	0-0-0		HOME		0-0-0		0-0-0		1-2-0			
8-1-0		0-0-0	0-0-0		AWAY		0-0-0		2-1-0		6-0-0			
0-0-0		0-0-0	0-0-0		NEUTRAL		0-0-0		0-0-0		0-0-0			
RPI	S	Opponent	Score		RPI	S	Opponent	Score		RPI	S	Opponent	Score	
8	A	Florida St.	0 8							110	A	Stetson	3 12	
					58	N	Troy	1 9		125	N	Central Conn. St.	5 9	
					58	N	Troy	3 4		131	A	Bucknell	6 8	
					73	N	Purdue	1 4		131	A	Bucknell	7 4	
										131	A	Bucknell	5 2	
										135	A	Albany (NY)	6 4	
										135	A	Albany (NY)	3 6	
										177	N	Seton Hall	3 0	
										230	A	Army West Point	5 1	
										230	A	Army West Point	5 4	
										230	A	Army West Point	3 2	
										236	H	Holy Cross	6 4	
										236	H	Holy Cross	4 5	
										236	H	Holy Cross	5 6	
										240	N	UMass Lowell	11 7	
										250	A	Florida A&M	5 6	
										250	A	Florida A&M	2 3	
										269	A	Lafayette	7 0	
										269	A	Lafayette	11 0	
										269	A	Lafayette	14 5	
										274	N	Alabama St.	11 0	
										276	N	Quinnipiac	1 9	
										287	N	Hartford	4 0	
					LAST 10 GAMES									
					236	H	Holy Cross	4 5		269	A	Lafayette	14 5	
					236	H	Holy Cross	6 4		269	A	Lafayette	11 0	
					236	H	Holy Cross	5 6		269	A	Lafayette	7 0	
					135	A	Albany (NY)	6 4		230	A	Army West Point	5 4	
					135	A	Albany (NY)	3 6		230	A	Army West Point	5 1	

Non-Div. I Games:

Colgate



Average RPI Win:		210	WON-LOST RECORD		WINNING PCT. RANK	LAST 10 GAMES	STRENGTH OF SCHEDULE		OPP. STRENGTH OF SCHEDULE	TEAM RPI	ADJ RPI	CONF. RPI	ADJ CONF. RPI
Average RPI Loss:		129											
DIV. I ONLY			17-21-0		.44737	170	6-4-0		229	176	199	.45814	198
DIV. I NON-CONF.			7-14-0		.33333	206	0-0-0		193	127	216	.44708	209
TOTALS		RPI 1-25	RPI 26-50		W-L RECORDS		RPI 51-100		RPI 101-150		RPI 150+		
17-21-0		0-2-0	0-2-0		OVERALL		1-2-0		1-5-0		15-10-0		
11-5-0		0-0-0	0-0-0		HOME		1-1-0		0-0-0		10-4-0		
6-11-0		0-2-0	0-2-0		AWAY		0-0-0		1-2-0		5-5-0		
0-5-0		0-0-0	0-0-0		NEUTRAL		0-1-0		0-3-0		0-1-0		
7-14-0		0-2-0	0-2-0		NON-CONFERENCE		1-2-0		0-3-0		6-5-0		
7-3-0		0-0-0	0-0-0		HOME		1-1-0		0-0-0		6-2-0		
0-6-0		0-2-0	0-0-		AWAY		0-0-0		0-0-0		0-2-0		
0-5-0		0-0-0	0-0-0		NEUTRAL		0-1-0		0-3-0		0-1-0		
10-7-0		0-0-0	0-0-0		CONFERENCE		0-0-0		1-2-0		9-5-0		
4-2-0		0-0-0	0-0-0		HOME		0-0-0		0-0-0		4-2-0		
6-5-0		0-0-0	0-0-0		AWAY		0-0-0		1-2-0		5-3-0		
0-0-0		0-0-0	0-0-0		NEUTRAL		0-0-0		0-0-0		0-0-0		
RPI S	Opponent	Score	RPI S	Opponent	Score	RPI S	Opponent	Score	RPI S	Opponent	Score		
21 A	UCF	1 10	38 A	USC Upstate	20 21	67 H	Towson	3 0	105 N	Boston College	1 5		
21 A	UCF	0 7	38 A	USC Upstate	4 6	67 H	Towson	0 1	105 N	Boston College	5 9		
						83 N	Furman	2 13	105 N	Boston College	1 9		
									116 A	Saint Louis	3 4		
									116 A	Saint Louis	6 5		
									116 A	Saint Louis	5 8		
									168 A	Akron	2 3		
									168 H	Akron	3 6		
									171 H	Saint Joseph's	4 7		
									171 H	Saint Joseph's	6 5		
									171 H	Saint Joseph's	4 2		
									180 A	St. Bonaventure	3 11		
									180 A	St. Bonaventure	7 8		
									180 A	St. Bonaventure	7 1		
									189 A	George Washington	4 3		
									189 A	George Washington	2 3		
									191 H	Virginia	8 7		
									191 H	Virginia	9 10		
									209 A	Georgetown	2 6		
									209 H	Georgetown	4 1		
									211 H	Princeton	2 1		
									211 H	Princeton	1 0		
									219 H	Massachusetts	2 9		
									219 H	Massachusetts	7 1		
									219 H	Massachusetts	5 0		
									227 N	Radford	4 12		
									280 A	Rhode Island	8 4		
			LAST 10 GAMES										
			280 A	Rhode Island	10 7	180 A	St. Bonaventure	3 11	219 H	Massachusetts	2 9		
			280 A	Rhode Island	8 4	189 A	George Washington	4 3	219 H	Massachusetts	7 1		
			280 A	Rhode Island	8 1	189 A	George Washington	2 3	219 H	Massachusetts	5 0		
			180 A	St. Bonaventure	7 1	171 H	Saint Joseph's	6 5	227 N	Radford	4 12		
			180 A	St. Bonaventure	7 8	171 H	Saint Joseph's	4 7	280 A	Rhode Island	8 4		

Non-Div. I Games:

George Mason



RPI	S	Opponent	Score	
280	A	Rhode Island	10	7
280	A	Rhode Island	8	1
286	H	Morgan St.	4	0
286	H	Morgan St.	8	0

George Mason

G  
e  
o  
r  
g  
e  
M  
a  
s  
o  
n

G  
e  
o  
r  
g  
e  
M  
a  
s  
o  
n



Average RPI Win:	226	WON-LOST RECORD	WINNING PCT. RANK	LAST 10 GAMES	STRENGTH OF SCHEDULE	OPP. STRENGTH OF SCHEDULE	TEAM RPI	ADJ RPI	CONF. RPI	ADJ CONF. RPI		
DIV. I ONLY		22-17-0	.5641	103	6-4-0	269	212	194	.458	199	27	27
DIV. I NON-CONF.		12-17-0	.41379	171	0-4-0	267	213	234	.43556	231	27	27
<hr/>												
TOTALS	RPI 1-25	RPI 26-50		W-L RECORDS		RPI 51-100		RPI 101-150		RPI 150+		
22-17-0	0-0-0	0-1-0		OVERALL		1-2-0		0-7-0		21-7-0		
8-3-0	0-0-0	0-0-0		HOME		0-0-0		0-0-0		8-3-0		
3-3-0	0-0-0	0-0-0		AWAY		0-0-0		0-3-0		3-0-0		
11-11-0	0-0-0	0-1-0		NEUTRAL		1-2-0		0-4-0		10-4-0		
<hr/>												
12-17-0	0-0-0	0-1-0		NON-CONFERENCE		1-2-0		0-7-0		11-7-0		
0-3-0	0-0-0	0-0-0		HOME		0-0-0		0-0-0		0-3-0		
1-3-0	0-0-0	0-0-		AWAY		0-0-0		0-3-0		1-0-0		
11-11-0	0-0-0	0-1-0		NEUTRAL		1-2-0		0-4-0		10-4-0		
<hr/>												
10-0-0	0-0-0	0-0-0		CONFERENCE		0-0-0		0-0-0		10-0-0		
8-0-0	0-0-0	0-0-0		HOME		0-0-0		0-0-0		8-0-0		
2-0-0	0-0-0	0-0-0		AWAY		0-0-0		0-0-0		2-0-0		
0-0-0	0-0-0	0-0-0		NEUTRAL		0-0-0		0-0-0		0-0-0		
<hr/>												
RPI	S	Opponent	Score	RPI	S	Opponent	Score	RPI	S	Opponent	Score	
				46	N	UAB	0 11	61	N	Texas St.	7 5	
								66	N	Kent St.	1 5	
								69	N	Dayton	0 1	
							</					

Non-Div. I Games:

Robert Morris



RPI	S	Opponent	Score	
261	N	North Dakota	3	17
271	H	Wagner	3	2
271	H	Wagner	15	1
272	H	Mt. St. Mary's	11	6
272	H	Mt. St. Mary's	7	3
282	N	Detroit	6	3
282	N	Detroit	5	0
284	N	Niagara	3	1

Robert Morris

R  
o  
b  
e  
r  
t  
M  
o  
r  
r  
i  
s

R  
o  
b  
e  
r  
t  
M  
o  
r  
r  
i  
s



[illegible]

**Non-Div. I Games:**

Cleveland St.



RPI	S	Opponent	Score	
266	N	Northern Ky.	10	2
284	H	Niagara	8	0
284	H	Niagara	9	0
284	H	Niagara	8	0

Cleveland St.

C  
l  
e  
v  
e  
l  
a  
n  
d  
s  
t  
.

C  
l  
e  
v  
e  
l  
a  
n  
d  
s  
t  
.



O  
h  
i  
o

Ohio



Harvard

Harvard



RPI	S	Opponent	Score	
252	H	Yale	10	1
252	H	Yale	1	3
280	H	Rhode Island	14	3
280	H	Rhode Island	15	0
285	N	Coppin St.	8	0

Harvard

H  
a  
r  
v  
a  
r  
d

H  
a  
r  
v  
a  
r  
d



Average RPI Win:		180	WON-LOST RECORD		WINNING PCT. RANK		LAST 10 GAMES		STRENGTH OF SCHEDULE		OPP. STRENGTH OF SCHEDULE		TEAM RPI		ADJ RPI		CONF. RPI		ADJ CONF. RPI			
DIV. I ONLY			12-26-0		.31579 242		1-9-0		115		146		201		.45209 203		11		12			
DIV. I NON-CONF.			11-15-0		.42308 168		1-2-0		175		180		185		.46606 192		12		12			
TOTALS		RPI 1-25		RPI 26-50		W-L RECORDS		RPI 51-100		RPI 101-150		RPI 150+										
12-26-0		0-2-0		0-6-0		OVERALL		1-3-0		4-6-0		7-9-0										
4-13-0		0-1-0		0-5-0		HOME		0-3-0		1-1-0		3-3-0										
5-9-0		0-1-0		0-0-0		AWAY		0-0-0		2-5-0		3-3-0										
3-4-0		0-0-0		0-1-0		NEUTRAL		1-0-0		1-0-0		1-3-0										
11-15-0		0-2-0		0-3-0		NON-CONFERENCE		1-0-0		3-1-0		7-9-0										
4-7-0		0-1-0		0-2-0		HOME		0-0-0		1-1-0		3-3-0										
4-4-0		0-1-0		0-0-		AWAY		0-0-0		1-0-0		3-3-0										
3-4-0		0-0-0		0-1-0		NEUTRAL		1-0-0		1-0-0		1-3-0										
1-11-0		0-0-0		0-3-0		CONFERENCE		0-3-0		1-5-0		0-0-0										
0-6-0		0-0-0		0-3-0		HOME		0-3-0		0-0-0		0-0-0										
1-5-0		0-0-0		0-0-0		AWAY		0-0-0		1-5-0		0-0-0										
0-0-0		0-0-0		0-0-0		NEUTRAL		0-0-0		0-0-0		0-0-0										
RPI	S	Opponent		Score		RPI	S	Opponent		Score		RPI	S	Opponent		Score						
10	A	Tennessee		0	10	38	H	USC Upstate		0	5	67	N	Towson		9	1	108	A	Samford	6	7
10	H	Tennessee		0	11	38	H	USC Upstate		3	4	83	H	Furman		1	2	108	A	Samford	1	5
						41	N	Marshall		0	3	83	H	Furman		0	12	108	A	Samford	1	4
						43	H	Chattanooga		2	5	83	H	Furman		6	7	131	N	Bucknell	8	7
						43	H	Chattanooga		0	11							138	A	East Carolina	9	8
						43	H	Chattanooga		4	5							144	A	Western Caro.	0	8
																		144	A	Western Caro.	12	10
																		144	A	Western Caro.	5	7
																		149	H	Tennessee Tech	5	4
																		149	H	Tennessee Tech	2	3
																		154	A	Presbyterian	5	4
																		154	A	Presbyterian	4	6
																		154	N	Presbyterian	5	6
																		207	A	Campbell	4	5
																		207	A	Campbell	0	10
																		213	N	Morehead St.	10	1
																		225	N	Youngstown St.	1	5
																		227	H	Radford	0	9
																		227	H	Radford	8	7
																		227	H	Radford	5	3
																		227	H	Radford	6	7
																		231	H	Eastern Mich.	4	7
																		231	H	Eastern Mich.	14	4
																		237	A	Gardner-Webb	8	5
																		237	A	Gardner-Webb	9	8
																		245	N	UMBC	5	7
LAST 10 GAMES																						
						83	H	Furman		0	12	108	A	Samford		1	5					
						83	H	Furman		6	7	108	A	Samford		6	7					
						83	H	Furman		1	2	227	H	Radford		6	7					
						10	H	Tennessee		0	11	227	H	Radford		5	3					
						108	A	Samford		1	4	43	H	Chattanooga		4	5					

Non-Div. I Games:

East Tenn. St.



T  
o  
l  
e  
d  
o

Toledo					Through Games Of April 19, 2015															
Average RPI Win: 192		WON-LOST RECORD		WINNING PCT. RANK		LAST 10 GAMES		STRENGTH OF SCHEDULE		OPP. STRENGTH OF SCHEDULE		TEAM RPI		ADJ RPI		CONF. RPI		ADJ CONF. RPI		
DIV. I ONLY		19-26-0		.42222 187		6-4-0		203		209		200		.45151 204		18		18		
DIV. I NON-CONF.		15-16-0		.48387 136		2-0-0		210		225		181		.46702 189		18		18		
TOTALS		RPI 1-25		RPI 26-50		W-L RECORDS		RPI 51-100		RPI 101-150		RPI 150+								
19-26-0		0-3-0		0-0-0		OVERALL		2-4-0		3-6-0		14-13-0								
4-4-0		0-0-0		0-0-0		HOME		1-1-0		0-0-0		3-3-0								
6-10-0		0-1-0		0-0-0		AWAY		1-2-0		1-2-0		4-5-0								
9-12-0		0-2-0		0-0-0		NEUTRAL		0-1-0		2-4-0		7-5-0								
15-16-0		0-3-0		0-0-0		NON-CONFERENCE		1-3-0		3-4-0		11-6-0								
0-0-0		0-0-0		0-0-0		HOME		0-0-0		0-0-0		0-0-0								
6-4-0		0-1-0		0-0-		AWAY		1-2-0		1-0-0		4-1-0								
9-12-0		0-2-0		0-0-0		NEUTRAL		0-1-0		2-4-0		7-5-0								
4-10-0		0-0-0		0-0-0		CONFERENCE		1-1-0		0-2-0		3-7-0								
4-4-0		0-0-0		0-0-0		HOME		1-1-0		0-0-0		3-3-0								
0-6-0		0-0-0		0-0-0		AWAY		0-0-0		0-2-0		0-4-0								
0-0-0		0-0-0		0-0-0		NEUTRAL		0-0-0		0-0-0		0-0-0								
RPI	S	Opponent			Score		RPI	S	Opponent			Score		RPI	S	Opponent			Score	
4	N	Michigan			5 20				55 A South Fla.			0 5		105	N	Boston College			7 3	
4	N	Michigan			0 9				75 N Rutgers			2 4		128	N	Syracuse			2 0	
16	A	Arizona St.			2 11				85 A North Florida			4 5		131	N	Bucknell			3 4	
									85 A North Florida			5 1		134	A	Northern Ill.			5 6	
									92 H Ball St.			8 7		134	A	Northern Ill.			5 14	
									92 H Ball St.			0 1		137	N	Delaware			0 8	
														141	N	Binghamton			4 5	
														141	N	Binghamton			11 16	
														146	A	Michigan St.			5 3	
														151	A	Liberty			4 1	
														161	A	Charleston So.			6 1	
														165	A	Western Mich.			2 11	
														165	A	Western Mich.			5 7	
														167	H	Miami (OH)			3 0	
														167	H	Miami (OH)			0 5	
														168	H	Akron			1 2	
														168	H	Akron			3 2	
														194	N	Penn			5 4	
														199	N	Robert Morris			0 9	
														199	N	Robert Morris			8 1	
														200	A	Cleveland St.			3 4	
														201	H	Ohio			2 3	
														201	H	Ohio			4 3	
														210	A	Bowling Green			3 7	
														210	A	Bowling Green			0 4	
														211	N	Princeton			1 3	
														223	N	Canisius			6 2	
					LAST 10 GAMES															
					201 H Ohio 2 3					282 A Detroit 8 2					201 H Ohio 4 3					
					201 H Ohio 4 3					167 H Miami (OH) 3 0					210 A Bowling Green 3 7					
					168 H Akron 3 2					167 H Miami (OH) 0 5					210 A Bowling Green 0 4					
					168 H Akron 1 2					92 H Ball St. 8 7					211 N Princeton 1 3					
					282 A Detroit 7 5					92 H Ball St. 0 1					223 N Canisius 6 2					



RPI	S	Opponent	Score	
230	N	Army West Point	6	3
252	N	Yale	6	8
273	N	Howard	1	8
273	N	Howard	10	8
276	N	Quinnipiac	3	5
281	N	Rider	7	3
282	A	Detroit	7	5
282	A	Detroit	8	2
284	N	Niagara	12	2

Toledo

T  
o  
l  
e  
d  
o

T  
o  
l  
e  
d  
o



Average RPI Win: 206		WON-LOST	WINNING	LAST 10	STRENGTH OF		OPP. STRENGTH	TEAM	ADJ		CONF.	ADJ CONF.
Average RPI Loss: 115		RECORD	PCT. RANK	GAMES	SCHEDULE		OF SCHEDULE	RPI	RPI		RPI	RPI
DIV. I ONLY		14-29-0	.32558	238	4-6-0		117	186	205		15	15
DIV. I NON-CONF.		10-24-0	.29412	235	0-1-0		115	175	204		16	16
TOTALS		RPI 1-25	RPI 26-50		W-L RECORDS		RPI 51-100		RPI 101-150		RPI 150+	
14-29-0		0-4-0	0-3-0		OVERALL		0-8-0		2-4-0		12-10-0	
6-11-0		0-2-0	0-0-0		HOME		0-1-0		0-1-0		6-7-0	
3-11-0		0-1-0	0-3-0		AWAY		0-4-0		1-2-0		2-1-0	
5-7-0		0-1-0	0-0-0		NEUTRAL		0-3-0		1-1-0		4-2-0	
10-24-0		0-4-0	0-3-0		NON-CONFERENCE		0-8-0		1-2-0		9-7-0	
5-9-0		0-2-0	0-0-0		HOME		0-1-0		0-1-0		5-5-0	
0-8-0		0-1-0	0-0-		AWAY		0-4-0		0-0-0		0-0-0	
5-7-0		0-1-0	0-0-0		NEUTRAL		0-3-0		1-1-0		4-2-0	
4-5-0		0-0-0	0-0-0		CONFERENCE		0-0-0		1-2-0		3-3-0	
1-2-0		0-0-0	0-0-0		HOME		0-0-0		0-0-0		1-2-0	
3-3-0		0-0-0	0-0-0		AWAY		0-0-0		1-2-0		2-1-0	
0-0-0		0-0-0	0-0-0		NEUTRAL		0-0-0		0-0-0		0-0-0	
RPI S	Opponent	Score	RPI S	Opponent	Score	RPI S	Opponent	Score	RPI S	Opponent	Score	
18 N	Minnesota	6 9	39 A	San Diego St.	4 10	64 N	UC Riverside	3 4	124 N	UC Davis	5 6	
19 A	California	0 8	44 A	Fresno St.	0 2	70 H	Idaho St.	0 12	133 A	San Diego	5 4	
23 H	Washington	2 11	44 A	Fresno St.	1 2	74 N	Tulsa	4 6	133 A	San Diego	0 5	
23 H	Washington	1 10				74 N	Tulsa	6 9	133 A	San Diego	1 9	
						79 A	Stanford	5 13	144 N	Western Caro.	9 7	
						79 A	Stanford	3 5	145 H	UC Santa Barbara	1 3	
						97 A	Grand Canyon	3 9	170 H	UMKC	1 2	
						97 A	Grand Canyon	2 6	170 H	UMKC	2 7	
									173 N	Sacramento St.	4 3	
									176 H	Loyola Marymount	4 3	
									176 H	Loyola Marymount	0 2	
									176 H	Loyola Marymount	3 5	
									178 H	Ill.-Chicago	1 2	
									181 N	Utah Valley	3 2	
									186 N	Utah St.	1 8	
									188 A	St. Mary's (CA)	3 0	
									188 A	St. Mary's (CA)	5 4	
									188 A	St. Mary's (CA)	2 8	
									202 N	Harvard	3 0	
									229 H	Seattle	5 4	
									229 H	Seattle	4 6	
									233 N	Northern Colo.	10 2	
									233 N	Northern Colo.	0 5	
									235 H	Brown	6 0	
									255 H	Manhattan	0 2	
									255 H	Manhattan	10 0	
									273 H	Howard	10 1	
			LAST 10 GAMES									
			133 A	San Diego	5 4		188 A	St. Mary's (CA)	3 0			
			133 A	San Diego	0 5		188 A	St. Mary's (CA)	2 8			
			133 A	San Diego	1 9		176 H	Loyola Marymount	4 3			
			19 A	California	0 8		176 H	Loyola Marymount	3 5			
			188 A	St. Mary's (CA)	5 4		176 H	Loyola Marymount	0 2			

Non-Div. I Games:

Santa Clara



RPI	S	Opponent	Score	
273	H	Howard	12	4

Santa Clara

S  
a  
n  
t  
a  
C  
l  
a  
r  
a

S  
a  
n  
t  
a  
C  
l  
a  
r  
a



Average RPI Win:		216	WON-LOST RECORD		WINNING PCT. RANK		LAST 10 GAMES		STRENGTH OF SCHEDULE		OPP. STRENGTH OF SCHEDULE		TEAM RPI		ADJ RPI		CONF. RPI		ADJ CONF. RPI				
DIV. I ONLY			13-25-0		.34211 223		6-4-0		168		151		211		.45076 206		24		23				
DIV. I NON-CONF.			6-12-0		.33333 206		2-0-0		41		66		140		.49278 141		22		22				
TOTALS		RPI 1-25		RPI 26-50		W-L RECORDS		RPI 51-100		RPI 101-150		RPI 150+											
13-25-0		0-1-0		0-3-0		OVERALL		0-11-0		3-2-0		10-8-0											
5-6-0		0-0-0		0-0-0		HOME		0-0-0		1-0-0		4-6-0											
4-11-0		0-0-0		0-2-0		AWAY		0-7-0		1-0-0		3-2-0											
4-8-0		0-1-0		0-1-0		NEUTRAL		0-4-0		1-2-0		3-0-0											
6-12-0		0-1-0		0-3-0		NON-CONFERENCE		0-6-0		3-2-0		3-0-0											
2-0-0		0-0-0		0-0-0		HOME		0-0-0		1-0-0		1-0-0											
1-4-0		0-0-0		0-0-		AWAY		0-2-0		1-0-0		0-0-0											
3-8-0		0-1-0		0-1-0		NEUTRAL		0-4-0		1-2-0		2-0-0											
7-13-0		0-0-0		0-0-0		CONFERENCE		0-5-0		0-0-0		7-8-0											
3-6-0		0-0-0		0-0-0		HOME		0-0-0		0-0-0		3-6-0											
3-7-0		0-0-0		0-0-0		AWAY		0-5-0		0-0-0		3-2-0											
1-0-0		0-0-0		0-0-0		NEUTRAL		0-0-0		0-0-0		1-0-0											
RPI	S	Opponent		Score		RPI	S	Opponent		Score		RPI	S	Opponent		Score							
6	N	Oregon		4	14	26	A	Texas A&M		1	9	54	N	Ohio St.		3	4	112	H	Houston		2	0
						27	A	South Ala.		0	8	59	N	Pittsburgh		1	13	119	A	Texas-Arlington		6	4
						43	N	Chattanooga		2	5	59	N	Pittsburgh		6	7	121	N	Jacksonville		3	11
												61	A	Texas St.		6	15	121	N	Jacksonville		10	9
												61	A	Texas St.		1	6	134	N	Northern Ill.		7	8
												63	A	Northwestern St.		0	8	164	H	Nicholls St.		1	5
												63	A	Northwestern St.		2	5	164	H	Nicholls St.		6	4
												78	A	McNeese St.		0	3	164	H	Nicholls St.		2	5
												78	A	McNeese St.		2	7	184	H	A&M-Corpus Christi		0	3
												78	A	McNeese St.		5	14	184	H	A&M-Corpus Christi		1	2
												92	N	Ball St.		0	8	184	H	A&M-Corpus Christi		0	6
																		220	A	Southeastern La.		4	6
																		220	A	Southeastern La.		2	8
																		220	A	Southeastern La.		8	3
																		243	N	Buffalo		11	0
																		243	N	Buffalo		5	0
																		258	H	Abilene Christian		2	3
																		258	H	Abilene Christian		5	2
																		258	H	Abilene Christian		5	4
																		262	A	Houston Baptist		8	1
																		262	A	Houston Baptist		5	2
																		270	H	Texas Southern		6	5
																		277	N	Incarnate Word		5	2
LAST 10 GAMES																							
258	H	Abilene Christian		2	3	262	A	Houston Baptist		5	2	112	H	Houston		2	0	184	H	A&M-Corpus Christi		1	2
258	H	Abilene Christian		5	2													184	H	A&M-Corpus Christi		0	6
258	H	Abilene Christian		5	4													184	H	A&M-Corpus Christi		0	3
270	H	Texas Southern		6	5																		
262	A	Houston Baptist		8	1																		

Non-Div. I Games: Mary Hardin-Baylor 8 0 Mary Hardin-Baylor 10 1

Sam Houston St.



Average RPI Win: 197		WON-LOST	WINNING	LAST 10	STRENGTH OF		OPP. STRENGTH	TEAM	ADJ		CONF.	ADJ CONF.			
Average RPI Loss: 146		RECORD	PCT. RANK	GAMES	SCHEDULE		OF SCHEDULE	RPI	RPI		RPI	RPI			
DIV. I ONLY		23-25-0	.47917	150	3-7-0		249	182	204		.45068	207			
DIV. I NON-CONF.		18-10-0	.64286	76	1-1-0		266	190	131		.49252	142			
TOTALS		RPI 1-25	RPI 26-50		W-L RECORDS		RPI 51-100		RPI 101-150		RPI 150+				
23-25-0		0-1-0	0-1-0		OVERALL		0-4-0		4-8-0		19-11-0				
12-13-0		0-1-0	0-1-0		HOME		0-1-0		1-2-0		11-8-0				
4-8-0		0-0-0	0-0-0		AWAY		0-1-0		1-5-0		3-2-0				
7-4-0		0-0-0	0-0-0		NEUTRAL		0-2-0		2-1-0		5-1-0				
18-10-0		0-1-0	0-1-0		NON-CONFERENCE		0-4-0		3-1-0		15-3-0				
8-5-0		0-1-0	0-1-0		HOME		0-1-0		0-0-0		8-2-0				
3-1-0		0-0-0	0-0-		AWAY		0-1-0		1-0-0		2-0-0				
7-4-0		0-0-0	0-0-0		NEUTRAL		0-2-0		2-1-0		5-1-0				
5-15-0		0-0-0	0-0-0		CONFERENCE		0-0-0		1-7-0		4-8-0				
4-8-0		0-0-0	0-0-0		HOME		0-0-0		1-2-0		3-6-0				
1-7-0		0-0-0	0-0-0		AWAY		0-0-0		0-5-0		1-2-0				
0-0-0		0-0-0	0-0-0		NEUTRAL		0-0-0		0-0-0		0-0-0				
RPI S	Opponent	Score		RPI S	Opponent	Score		RPI S	Opponent	Score		RPI S	Opponent	Score	
15 H	Notre Dame	3	4	33 H	North Carolina St.	1	3	67 H	Towson	9	10	105 N	Boston College	6	4
								76 A	Elon	0	2	106 H	Longwood	2	1
								90 N	Jacksonville St.	1	8	106 H	Longwood	3	7
								90 N	Jacksonville St.	2	6	106 H	Longwood	5	8
												123 A	Coastal Caro.	5	10
												123 A	Coastal Caro.	4	5
												136 A	Ga. Southern	7	6
												141 N	Binghamton	8	9
												148 A	Winthrop	4	7
												148 A	Winthrop	4	5
												148 A	Winthrop	3	4
												149 N	Tennessee Tech	3	0
												151 H	Liberty	3	2
												151 H	Liberty	0	4
												151 H	Liberty	0	3
												155 A	UNCW	6	1
												155 A	UNCW	8	3
												161 H	Charleston So.	2	4
												161 H	Charleston So.	7	8
												161 H	Charleston So.	2	4
												162 H	Appalachian St.	5	0
												162 H	Appalachian St.	5	1
												191 N	Virginia	5	2
												200 N	Cleveland St.	8	4
												203 H	East Tenn. St.	10	0
												203 H	East Tenn. St.	5	4
												213 H	Morehead St.	2	1
				LAST 10 GAMES											
				237 H	Gardner-Webb	3	2	148 A	Winthrop	3	4				
				237 H	Gardner-Webb	3	7	278 H	N.C. A&T	6	1				
				237 H	Gardner-Webb	5	0	278 H	N.C. A&T	6	7				
				148 A	Winthrop	4	7	106 H	Longwood	5	8				
				148 A	Winthrop	4	5	106 H	Longwood	3	7				

Non-Div. I Games:

Campbell



Campbell



Average RPI Win:	217	WON-LOST RECORD	WINNING PCT. RANK	LAST 10 GAMES	STRENGTH OF SCHEDULE	OPP. STRENGTH OF SCHEDULE	TEAM RPI	ADJ RPI	CONF. RPI	ADJ CONF. RPI	
DIV. I ONLY		11-22-0	.33333 229	6-4-0	113	224	206	.45059 208	22	22	
DIV. I NON-CONF.		5-10-0	.33333 206	2-0-0	208	189	230	.43488 233	23	24	
<hr/>											
TOTALS	RPI 1-25	RPI 26-50		W-L RECORDS	RPI 51-100		RPI 101-150		RPI 150+		
11-22-0	0-2-0	0-3-0		OVERALL	0-7-0		2-3-0		9-7-0		
3-7-0	0-0-0	0-3-0		HOME	0-0-0		0-0-0		3-4-0		
6-10-0	0-2-0	0-0-0		AWAY	0-6-0		2-2-0		4-0-0		
2-5-0	0-0-0	0-0-0		NEUTRAL	0-1-0		0-1-0		2-3-0		
5-10-0	0-2-0	0-0-0		NON-CONFERENCE	0-2-0		1-2-0		4-4-0		
1-2-0	0-0-0	0-0-0		HOME	0-0-0		0-0-0		1-2-0		
2-4-0	0-2-0	0-0-		AWAY	0-1-0		1-1-0		1-0-0		
2-4-0	0-0-0	0-0-0		NEUTRAL	0-1-0		0-1-0		2-2-0		
6-12-0	0-0-0	0-3-0		CONFERENCE	0-5-0		1-1-0		5-3-0		
2-5-0	0-0-0	0-3-0		HOME	0-0-0		0-0-0		2-2-0		
4-6-0	0-0-0	0-0-0		AWAY	0-5-0		1-1-0		3-0-0		
0-1-0	0-0-0	0-0-0		NEUTRAL	0-0-0		0-0-0		0-1-0		
RPI S	Opponent	Score	RPI S	Opponent	Score	RPI S	Opponent	Score	RPI S	Opponent	Score
11 A	Missouri	1 10	48 H	SIUE	0 7	77 A	La.-Monroe	3 11	114 A	Missouri St.	0 4
11 A	Missouri	1 2	48 H	SIUE	4 8	82 N	Arkansas	2 5	114 A	Missouri St.	8 4
			48 H	SIUE	3 12	90 A	Jacksonville St.	5 6	116 N	Saint Louis	7 8
						90 A	Jacksonville St.	4 10	149 A	Tennessee Tech	0 3
						98 A	Murray St.	5 6	149 A	Tennessee Tech	6 4
						98 A	Murray St.	3 4	160 H	Indiana St.	4 9
						98 A	Murray St.	1 2	160 H	Indiana St.	5 9
									163 H	Southern Ill.	4 3
									190 H	UT Martin	3 6
									190 H	UT Martin	9 6
									190 N	UT Martin	1 2
									213 H	Morehead St.	1 3
									213 H	Morehead St.	1 0
									220 A	Southeastern La.	10 8
									248 A	Belmont	4 3
									248 A	Belmont	4 2
									263 A	Tennessee St.	7 2
									274 N	Alabama St.	7 12
									274 N	Alabama St.	5 8
									288 N	Grambling	11 7
									288 N	Grambling	10 8
			LAST 10 GAMES								
			213 H	Morehead St.	1 0	163 H	Southern Ill.	4 3			
			213 H	Morehead St.	1 3	248 A	Belmont	4 2			
			98 A	Murray St.	1 2	248 A	Belmont	4 3			
			98 A	Murray St.	3 4	263 A	Tennessee St.	7 2			
			98 A	Murray St.	5 6	114 A	Missouri St.	8 4			

**Non-Div. I Games:**

Southeast Mo. St.



Average RPI Win:		183	WON-LOST RECORD		WINNING PCT. RANK		LAST 10 GAMES		STRENGTH OF SCHEDULE		OPP. STRENGTH OF SCHEDULE		TEAM RPI		ADJ RPI		CONF. RPI		ADJ CONF. RPI				
Average RPI Loss:		136																					
DIV. I ONLY			13-27-0		.325	239	1-9-0		125		205		208		.45044	209	17		17				
DIV. I NON-CONF.			10-17-0		.37037	191	0-2-0		125		233		193		.46288	194	17		17				
TOTALS		RPI 1-25		RPI 26-50		W-L RECORDS		RPI 51-100		RPI 101-150		RPI 150+											
13-27-0		0-1-0		0-1-0		OVERALL		0-7-0		1-2-0		12-16-0											
6-6-0		0-0-0		0-0-0		HOME		0-0-0		0-0-0		6-6-0											
1-11-0		0-0-0		0-0-0		AWAY		0-6-0		0-0-0		1-5-0											
6-10-0		0-1-0		0-1-0		NEUTRAL		0-1-0		1-2-0		5-5-0											
10-17-0		0-1-0		0-1-0		NON-CONFERENCE		0-4-0		1-2-0		9-9-0											
3-2-0		0-0-0		0-0-0		HOME		0-0-0		0-0-0		3-2-0											
1-5-0		0-0-0		0-0-		AWAY		0-3-0		0-0-0		1-2-0											
6-10-0		0-1-0		0-1-0		NEUTRAL		0-1-0		1-2-0		5-5-0											
3-10-0		0-0-0		0-0-0		CONFERENCE		0-3-0		0-0-0		3-7-0											
3-4-0		0-0-0		0-0-0		HOME		0-0-0		0-0-0		3-4-0											
0-6-0		0-0-0		0-0-0		AWAY		0-3-0		0-0-0		0-3-0											
0-0-0		0-0-0		0-0-0		NEUTRAL		0-0-0		0-0-0		0-0-0											
RPI	S	Opponent		Score		RPI	S	Opponent		Score		RPI	S	Opponent		Score							
15	N	Notre Dame		3	12	48	N	SIUE		2	8	55	A	South Fla.		2	10	126	N	Maine		4	8
												67	A	Towson		4	5	129	N	IUPUI		3	5
												67	A	Towson		0	8	150	N	Indiana		7	2
												68	N	Lehigh		1	3	152	A	Butler		1	4
												87	A	St. John's (NY)		5	7	152	A	Butler		0	8
												87	A	St. John's (NY)		0	6	152	A	Butler		0	8
												87	A	St. John's (NY)		2	12	153	H	DePaul		0	2
																		153	H	DePaul		5	4
																		153	H	DePaul		1	14
																		155	A	UNCW		11	3
																		155	A	UNCW		4	5
																		157	N	South Dakota		8	0
																		159	H	Creighton		1	2
																		160	N	Indiana St.		8	2
																		165	H	Western Mich.		2	0
																		168	N	Akron		1	2
																		169	H	Villanova		8	7
																		169	H	Villanova		5	4
																		169	H	Villanova		0	8
																		170	N	UMKC		8	11
																		171	N	Saint Joseph's		5	1
																		182	N	Omaha		4	7
																		187	H	Drexel		3	5
																		198	A	George Mason		1	4
																		198	H	George Mason		6	2
																		199	N	Robert Morris		2	4
																		211	H	Princeton		6	2
LAST 10 GAMES																							
						152	A	Butler		1	4	153	H	DePaul		5	4						
						152	A	Butler		0	8	67	A	Towson		0	8						
						152	A	Butler		0	8	67	A	Towson		4	5						
						153	H	DePaul		1	14	87	A	St. John's (NY)		5	7						
						153	H	DePaul		0	2	87	A	St. John's (NY)		2	12						

Non-Div. I Games:

Georgetown



RPI	S	Opponent	Score	
211	H	Princeton	0	5
245	N	UMBC	3	0
271	N	Wagner	0	2
271	N	Wagner	2	0

Georgetown

G  
e  
o  
r  
g  
e  
t  
o  
w  
n

G  
e  
o  
r  
g  
e  
t  
o  
w  
n



Average RPI Win:		214	WON-LOST RECORD		WINNING PCT. RANK		LAST 10 GAMES		STRENGTH OF SCHEDULE		OPP. STRENGTH OF SCHEDULE		TEAM RPI		ADJ RPI		CONF. RPI		ADJ CONF. RPI	
DIV. I ONLY			14-23-0		.37838	206	2-8-0		197		187		215		.44959	210	18		18	
DIV. I NON-CONF.			9-14-0		.3913	180	0-1-0		222		183		205		.45124	203	18		18	
TOTALS		RPI 1-25		RPI 26-50		W-L RECORDS		RPI 51-100		RPI 101-150		RPI 150+								
14-23-0		0-2-0		0-1-0		OVERALL		0-4-0		2-6-0		12-10-0								
6-6-0		0-0-0		0-0-0		HOME		0-2-0		0-0-0		6-4-0								
1-8-0		0-2-0		0-0-0		AWAY		0-0-0		1-3-0		0-2-0								
7-9-0		0-0-0		0-1-0		NEUTRAL		0-2-0		1-2-0		6-4-0								
9-14-0		0-2-0		0-1-0		NON-CONFERENCE		0-2-0		1-5-0		8-4-0								
2-0-0		0-0-0		0-0-0		HOME		0-0-0		0-0-0		2-0-0								
0-5-0		0-2-0		0-0-		AWAY		0-0-0		0-3-0		0-0-0								
7-9-0		0-0-0		0-1-0		NEUTRAL		0-2-0		1-2-0		6-4-0								
5-9-0		0-0-0		0-0-0		CONFERENCE		0-2-0		1-1-0		4-6-0								
4-6-0		0-0-0		0-0-0		HOME		0-2-0		0-0-0		4-4-0								
1-3-0		0-0-0		0-0-0		AWAY		0-0-0		1-1-0		0-2-0								
0-0-0		0-0-0		0-0-0		NEUTRAL		0-0-0		0-0-0		0-0-0								
RPI	S	Opponent		Score		RPI	S	Opponent		Score		RPI	S	Opponent		Score				
4	A	Michigan		1	8	48	N	SIUE		0	3	51	N	North Dakota St.		0	3			
15	A	Notre Dame		2	8							59	N	Pittsburgh		0	9			
												92	H	Ball St.		0	9			
												92	H	Ball St.		0	5			
												117	A	Col. of Charleston		2	7			
												126	N	Maine		1	6			
												131	N	Bucknell		4	8			
												134	A	Northern Ill.		10	5			
												134	A	Northern Ill.		3	5			
												148	N	Winthrop		6	1			
												150	A	Indiana		2	5			
												150	A	Indiana		2	3			
												165	A	Western Mich.		2	3			
												165	A	Western Mich.		1	10			
												167	H	Miami (OH)		4	3			
												167	H	Miami (OH)		1	4			
												168	H	Akron		0	8			
												168	H	Akron		1	6			
												169	N	Villanova		0	5			
												177	N	Seton Hall		4	13			
												194	N	Penn		2	1			
												194	N	Penn		5	6			
												199	N	Robert Morris		3	2			
												201	H	Ohio		7	3			
												201	H	Ohio		2	7			
												204	H	Toledo		4	0			
												204	H	Toledo		7	3			
												216	N	Wright St.		5	3			
												219	N	Massachusetts		6	7			
												223	N	Canisius		16	1			
												260	N	IPFW		12	4			
																</				



RPI	S	Opponent	Score	
282	H	Detroit	2	1
282	H	Detroit	6	5
284	N	Niagara	9	1

Bowling Green

B  
o  
w  
l  
i  
n  
g  
G  
r  
e  
e  
n

B  
o  
w  
l  
i  
n  
g  
G  
r  
e  
e  
n



Average RPI Win: 222		WON-LOST RECORD		WINNING PCT. RANK		LAST 10 GAMES		STRENGTH OF SCHEDULE		OPP. STRENGTH OF SCHEDULE		TEAM RPI		ADJ RPI		CONF. RPI		ADJ CONF. RPI	
DIV. I ONLY		15-22-0		.40541 196		5-5-0		200		237		209		.44898 211		28		28	
DIV. I NON-CONF.		8-15-0		.34783 203		0-2-0		199		211		225		.44043 225		28		28	
TOTALS		RPI 1-25		RPI 26-50		W-L RECORDS		RPI 51-100		RPI 101-150		RPI 150+							
15-22-0		0-1-0		0-1-0		OVERALL		2-7-0		0-1-0		13-12-0							
6-1-0		0-0-0		0-0-0		HOME		0-1-0		0-0-0		6-0-0							
3-16-0		0-1-0		0-1-0		AWAY		0-4-0		0-0-0		3-10-0							
6-5-0		0-0-0		0-0-0		NEUTRAL		2-2-0		0-1-0		4-2-0							
8-15-0		0-1-0		0-1-0		NON-CONFERENCE		2-5-0		0-1-0		6-7-0							
0-1-0		0-0-0		0-0-0		HOME		0-1-0		0-0-0		0-0-0							
2-9-0		0-1-0		0-0-		AWAY		0-2-0		0-0-0		2-5-0							
6-5-0		0-0-0		0-0-0		NEUTRAL		2-2-0		0-1-0		4-2-0							
7-7-0		0-0-0		0-0-0		CONFERENCE		0-2-0		0-0-0		7-5-0							
6-0-0		0-0-0		0-0-0		HOME		0-0-0		0-0-0		6-0-0							
1-7-0		0-0-0		0-0-0		AWAY		0-2-0		0-0-0		1-5-0							
0-0-0		0-0-0		0-0-0		NEUTRAL		0-0-0		0-0-0		0-0-0							
RPI	S	Opponent		Score		RPI	S	Opponent		Score		RPI	S	Opponent		Score			
21	A	UCF		2	3	36	A	Fla. Atlantic		0	5	66	N	Kent St.		0	1		
												68	H	Lehigh		6	7		
												75	A	Rutgers		2	6		
												84	A	Maryland		5	6		
												85	N	North Florida		0	3		
												85	N	North Florida		6	0		
												95	A	Dartmouth		0	8		
												95	A	Dartmouth		0	5		
												99	N	Iowa		10	2		
												135	N	Albany (NY)		4	12		
												151	A	Liberty		1	2		
												194	A	Penn		1	5		
												194	A	Penn		7	5		
												194	A	Penn		0	4		
												194	A	Penn		2	4		
												195	N	LIU Brooklyn		4	5		
												198	A	George Mason		0	1		
												198	A	George Mason		1	2		
												202	A	Harvard		1	2		
												202	A	Harvard		1	6		
												204	N	Toledo		3	1		
												209	A	Georgetown		2	6		
												209	A	Georgetown		5	0		
												235	H	Brown		1	0		
												235	H	Brown		1	0		
												238	A	Monmouth		2	4		
												246	H	Columbia		3	2		
												246	H	Columbia		2	0		
												246	H	Columbia		3	0		
												246	H	Columbia		14	5		
												250	N	Florida A&M		5	9		
												250	N	Florida A&M		9	1		
												279	N	N.C. Central		7	6		
												281	A	Rider		5	4		
												281	N	Rider		12	7		
LAST 10 GAMES						194	A	Penn		7	5	246	H	Columbia		2	0		
						194	A	Penn		2	4	246	H	Columbia		3	2		
						194	A	Penn		1	5	246	H	Columbia		14	5		
						194	A	Penn		0	4	246	H	Columbia		3	0		
						68	H	Lehigh		6	7	75	A	Rutgers		2	6		

Non-Div. I Games:

Princeton



[illegible]

**Non-Div. I Games:**

Bethune-Cookman



RPI	S	Opponent	Score	
293	H	South Carolina St.	7	0

Bethune-Cookman

B  
e  
t  
h  
u  
n  
e  
-  
C  
o  
o  
k  
m  
a  
n

B  
e  
t  
h  
u  
n  
e  
-  
C  
o  
o  
k  
m  
a  
n



Average RPI Win:		220	WON-LOST RECORD		WINNING PCT. RANK		LAST 10 GAMES		STRENGTH OF SCHEDULE		OPP. STRENGTH OF SCHEDULE		TEAM RPI		ADJ RPI		CONF. RPI		ADJ CONF. RPI	
Average RPI Loss:		147																		
DIV. I ONLY			15-19-0		.44118 172		6-4-0		235		223		212		.44744 213		22		22	
DIV. I NON-CONF.			7-11-0		.38889 183		1-0-0		236		265		235		.43537 232		23		24	
TOTALS		RPI 1-25		RPI 26-50		W-L RECORDS		RPI 51-100		RPI 101-150		RPI 150+								
15-19-0		0-0-0		0-2-0		OVERALL		0-5-0		2-3-0		13-9-0								
5-4-0		0-0-0		0-2-0		HOME		0-0-0		0-0-0		5-2-0								
5-9-0		0-0-0		0-0-0		AWAY		0-3-0		2-2-0		3-4-0								
5-6-0		0-0-0		0-0-0		NEUTRAL		0-2-0		0-1-0		5-3-0								
7-11-0		0-0-0		0-0-0		NON-CONFERENCE		0-3-0		0-2-0		7-6-0								
1-1-0		0-0-0		0-0-0		HOME		0-0-0		0-0-0		1-1-0								
1-4-0		0-0-0		0-0-		AWAY		0-1-0		0-1-0		1-2-0								
5-6-0		0-0-0		0-0-0		NEUTRAL		0-2-0		0-1-0		5-3-0								
8-8-0		0-0-0		0-2-0		CONFERENCE		0-2-0		2-1-0		6-3-0								
4-3-0		0-0-0		0-2-0		HOME		0-0-0		0-0-0		4-1-0								
4-5-0		0-0-0		0-0-0		AWAY		0-2-0		2-1-0		2-2-0								
0-0-0		0-0-0		0-0-0		NEUTRAL		0-0-0		0-0-0		0-0-0								
RPI	S	Opponent	Score	RPI	S	Opponent	Score	RPI	S	Opponent	Score	RPI	S	Opponent	Score					
				48	H	SIUE	0 1	63	N	Northwestern St.	5 10	110	A	Stetson	1 11					
				48	H	SIUE	3 10	63	N	Northwestern St.	5 6	132	A	Eastern Ky.	0 10					
								65	A	Kennesaw St.	1 5	132	A	Eastern Ky.	7 4					
								98	A	Murray St.	0 8	132	A	Eastern Ky.	6 5					
								98	A	Murray St.	0 6	146	N	Michigan St.	0 6					
												158	H	Eastern Ill.	4 3					
												158	H	Eastern Ill.	2 8					
												163	N	Southern Ill.	6 8					
												168	N	Akron	8 7					
												200	H	Cleveland St.	5 4					
												200	H	Cleveland St.	2 3					
												203	N	East Tenn. St.	1 10					
												207	A	Campbell	1 2					
												208	A	Southeast Mo. St.	0 1					
												208	A	Southeast Mo. St.	3 1					
												238	N	Monmouth	6 2					
												245	N	UMBC	2 12					
												248	H	Belmont	4 1					
												248	H	Belmont	4 2					
												248	H	Belmont	1 0					
												249	N	Fairfield	5 4					
												260	N	IPFW	4 3					
												267	A	Jackson St.	11 5					
												267	A	Jackson St.	1 4					
												268	A	Austin Peay	4 2					
												268	A	Austin Peay	1 5					
												280	N	Rhode Island	11 4					
LAST 10 GAMES																				
				208	A	Southeast Mo. St.	0 1	98	A	Murray St.	0 8									
				208	A	Southeast Mo. St.	3 1	98	A	Murray St.	0 6									
				248	H	Belmont	1 0	268	A	Austin Peay	4 2									
				248	H	Belmont	4 1	268	A	Austin Peay	1 5									
				248	H	Belmont	4 2	200	H	Cleveland St.	5 4									

<b>Non-Div. I Games:</b>	<b>Pikeville</b>	<b>4</b>	<b>2</b>	<b>Pikeville</b>	<b>8</b>	<b>0</b>
--------------------------	------------------	----------	----------	------------------	----------	----------

Morehead St.



Average RPI Win: 220		WON-LOST RECORD		WINNING PCT. RANK		LAST 10 GAMES		STRENGTH OF SCHEDULE		OPP. STRENGTH OF SCHEDULE		TEAM RPI		ADJ RPI		CONF. RPI		ADJ CONF. RPI	
DIV. I ONLY		18-18-0		.5 132		7-3-0		265		227		218		.4474 214		29		29	
DIV. I NON-CONF.		7-15-0		.31818 221		0-2-0		249		192		243		.42331 241		29		29	
TOTALS		RPI 1-25		RPI 26-50		W-L RECORDS		RPI 51-100		RPI 101-150		RPI 150+							
18-18-0		0-0-0		0-0-0		OVERALL		1-2-0		2-8-0		15-8-0							
2-3-0		0-0-0		0-0-0		HOME		0-0-0		0-2-0		2-1-0							
7-7-0		0-0-0		0-0-0		AWAY		0-0-0		0-5-0		7-2-0							
9-8-0		0-0-0		0-0-0		NEUTRAL		1-2-0		2-1-0		6-5-0							
7-15-0		0-0-0		0-0-0		NON-CONFERENCE		1-2-0		2-8-0		4-5-0							
0-2-0		0-0-0		0-0-0		HOME		0-0-0		0-2-0		0-0-0							
0-6-0		0-0-0		0-0-		AWAY		0-0-0		0-5-0		0-1-0							
7-7-0		0-0-0		0-0-0		NEUTRAL		1-2-0		2-1-0		4-4-0							
11-3-0		0-0-0		0-0-0		CONFERENCE		0-0-0		0-0-0		11-3-0							
2-1-0		0-0-0		0-0-0		HOME		0-0-0		0-0-0		2-1-0							
7-1-0		0-0-0		0-0-0		AWAY		0-0-0		0-0-0		7-1-0							
2-1-0		0-0-0		0-0-0		NEUTRAL		0-0-0		0-0-0		2-1-0							
RPI	S	Opponent	Score	RPI	S	Opponent	Score	RPI	S	Opponent	Score	RPI	S	Opponent	Score				
								69	N	Dayton	2 5	102	N	Stony Brook	8 1				
								69	N	Dayton	6 5	102	N	Stony Brook	9 6				
								73	N	Purdue	2 4	106	N	Longwood	0 5				
												122	A	FGCU	1 9				
												122	A	FGCU	0 8				
												122	A	FGCU	3 4				
												138	A	East Carolina	3 7				
												138	A	East Carolina	1 9				
												147	H	Central Mich.	5 8				
												147	H	Central Mich.	1 2				
												167	A	Miami (OH)	2 5				
												178	N	Ill.-Chicago	1 9				
												178	N	Ill.-Chicago	8 5				
												178	N	Ill.-Chicago	3 2				
												179	N	Middle Tenn.	6 9				
												199	N	Robert Morris	0 3				
												212	N	Bethune-Cookman	0 2				
												225	A	Youngstown St.	11 7				
												225	A	Youngstown St.	1 2				
												227	N	Radford	12 3				
												232	H	Green Bay	5 2				
												232	H	Green Bay	4 6				
												232	H	Green Bay	2 1				
												256	A	Valparaiso	8 0				
												256	A	Valparaiso	7 2				
												256	A	Valparaiso	6 3				
												257	N	Delaware St.	12 0				

Non-Div. I Games:	Ave Maria	4	3	Ave Maria	11	0
-------------------	-----------	---	---	-----------	----	---

Oakland



RPI	S	Opponent	Score	
257	N	Delaware St.	5	4
261	N	North Dakota	5	6
280	N	Rhode Island	10	0
282	A	Detroit	9	1
282	A	Detroit	8	0
282	A	Detroit	7	5

Oakland



Average RPI Win:		221	WON-LOST RECORD		WINNING PCT. RANK		LAST 10 GAMES		STRENGTH OF SCHEDULE		OPP. STRENGTH OF SCHEDULE		TEAM RPI		ADJ RPI		CONF. RPI		ADJ CONF. RPI								
Average RPI Loss:		113																									
DIV. I ONLY			12-24-0		.33333 229		5-5-0		162		148		214		.44731 215		23		25								
DIV. I NON-CONF.			8-16-0		.33333 206		2-0-0		99		110		183		.47001 184		26		26								
TOTALS		RPI 1-25		RPI 26-50		W-L RECORDS		RPI 51-100		RPI 101-150		RPI 150+															
12-24-0		0-3-0		0-3-0		OVERALL		0-7-0		2-4-0		10-7-0															
0-3-0		0-0-0		0-0-0		HOME		0-0-0		0-0-0		0-3-0															
6-9-0		0-1-0		0-2-0		AWAY		0-3-0		0-1-0		6-2-0															
6-12-0		0-2-0		0-1-0		NEUTRAL		0-4-0		2-3-0		4-2-0															
8-16-0		0-3-0		0-3-0		NON-CONFERENCE		0-4-0		2-4-0		6-2-0															
0-0-0		0-0-0		0-0-0		HOME		0-0-0		0-0-0		0-0-0															
2-5-0		0-1-0		0-0-		AWAY		0-1-0		0-1-0		2-0-0															
6-11-0		0-2-0		0-1-0		NEUTRAL		0-3-0		2-3-0		4-2-0															
4-8-0		0-0-0		0-0-0		CONFERENCE		0-3-0		0-0-0		4-5-0															
0-3-0		0-0-0		0-0-0		HOME		0-0-0		0-0-0		0-3-0															
4-4-0		0-0-0		0-0-0		AWAY		0-2-0		0-0-0		4-2-0															
0-1-0		0-0-0		0-0-0		NEUTRAL		0-1-0		0-0-0		0-0-0															
RPI	S	Opponent		Score		RPI	S	Opponent		Score		RPI	S	Opponent		Score											
13	N	Oklahoma		4	14	26	A	Texas A&M		0	8	55	A	South Fla.		0	8	107	N	Illinois St.		5	6				
16	A	Arizona St.		4	9	26	A	Texas A&M		1	7	59	N	Pittsburgh		0	1	107	N	Illinois St.		1	4				
23	N	Washington		3	11	43	N	Chattanooga		1	6	68	A	Lehigh		1	9	109	N	North Texas		4	14				
												68	A	Lehigh		1	11	113	N	Iowa St.		4	3				
												68	N	Lehigh		0	3	122	A	FGCU		1	6				
												80	N	UTSA		1	3	126	N	Maine		5	2				
												80	N	UTSA		2	11	177	N	Seton Hall		4	2				
																		195	N	LIU Brooklyn		11	3				
																		195	N	LIU Brooklyn		7	10				
																		202	A	Harvard		6	2				
																		230	H	Army West Point		0	4				
																		230	H	Army West Point		10	13				
																		230	H	Army West Point		3	6				
																		236	A	Holy Cross		9	1				
																		236	A	Holy Cross		3	6				
																		236	A	Holy Cross		4	8				
																		240	A	UMass Lowell		7	6				
																		269	A	Lafayette		10	2				
																		269	A	Lafayette		12	2				
																		269	A	Lafayette		3	2				
																		276	N	Quinnipiac		1	2				
																		276	N	Quinnipiac		13	2				
																		276	N	Quinnipiac		11	2				
						LAST 10 GAMES																					
						269 A Lafayette						10	2	230 H Army West Point						3	6	276 N Quinnipiac					
						269 A Lafayette						3	2	230 H Army West Point						10	13	276 N Quinnipiac					
						269 A Lafayette						12	2	230 H Army West Point						0	4	276 N Quinnipiac					
						68 N Lehigh						0	3	240 A UMass Lowell						7	6						
						202 A Harvard						6	2	236 A Holy Cross						4	8						

Non-Div. I Games:

Boston U.



Average RPI Win:		230	WON-LOST RECORD		WINNING PCT. RANK		LAST 10 GAMES		STRENGTH OF SCHEDULE		OPP. STRENGTH OF SCHEDULE		TEAM RPI		ADJ RPI		CONF. RPI		ADJ CONF. RPI		
DIV. I ONLY			15-26-0		.36585 213		8-2-0		187		185		213		.44709 216		29		29		
DIV. I NON-CONF.			5-22-0		.18519 272		1-0-0		75		130		229		.43774 229		29		29		
TOTALS		RPI 1-25		RPI 26-50		W-L RECORDS		RPI 51-100		RPI 101-150		RPI 150+									
15-26-0		0-3-0		0-3-0		OVERALL		0-9-0		0-2-0		15-9-0									
10-3-0		0-0-0		0-0-0		HOME		0-1-0		0-0-0		10-2-0									
3-11-0		0-3-0		0-2-0		AWAY		0-2-0		0-1-0		3-3-0									
2-12-0		0-0-0		0-1-0		NEUTRAL		0-6-0		0-1-0		2-4-0									
5-22-0		0-3-0		0-3-0		NON-CONFERENCE		0-9-0		0-2-0		5-5-0									
3-1-0		0-0-0		0-0-0		HOME		0-1-0		0-0-0		3-0-0									
0-9-0		0-3-0		0-0-		AWAY		0-2-0		0-1-0		0-1-0									
2-12-0		0-0-0		0-1-0		NEUTRAL		0-6-0		0-1-0		2-4-0									
10-4-0		0-0-0		0-0-0		CONFERENCE		0-0-0		0-0-0		10-4-0									
7-2-0		0-0-0		0-0-0		HOME		0-0-0		0-0-0		7-2-0									
3-2-0		0-0-0		0-0-0		AWAY		0-0-0		0-0-0		3-2-0									
0-0-0		0-0-0		0-0-0		NEUTRAL		0-0-0		0-0-0		0-0-0									
RPI	S	Opponent		Score		RPI	S	Opponent		Score		RPI	S	Opponent		Score					
12	A	Arizona		1	22	41	A	Marshall		2	3	51	N	North Dakota St.		0	5				
20	A	Georgia		0	9	41	A	Marshall		2	11	54	A	Ohio St.		2	10				
20	A	Georgia		1	8	50	N	San Jose St.		2	13	54	A	Ohio St.		2	7				
												69	H	Dayton		1	3				
												90	N	Jacksonville St.		1	3				
												90	N	Jacksonville St.		0	7				
												93	N	Drake		0	2				
												98	N	Murray St.		3	12				
												98	N	Murray St.		0	3				
						LAST 10 GAMES															
						282 H Detroit						5	2	232 A Green Bay						8	3
						282 H Detroit						6	5	167 H Miami (OH)						6	3
						282 H Detroit						3	7	225 H Youngstown St.						8	7
						232 A Green Bay						4	7	225 H Youngstown St.						9	1
						232 A Green Bay						15	2	225 H Youngstown St.						5	0
														232 A Green Bay						8	3
														242 N Loyola Chicago						3	4
														248 N Belmont						7	8
														256 A Valparaiso						7	9
														256 A Valparaiso						11	9
														259 N Iona						6	2
														260 N IPFW						16	4
														282 H Detroit						5	2
														282 H Detroit						3	7
														282 H Detroit						6	5

**Non-Div. I Games:**

Wright St.



Average RPI Win: 158		WON-LOST RECORD		WINNING PCT. RANK		LAST 10 GAMES		STRENGTH OF SCHEDULE		OPP. STRENGTH OF SCHEDULE		TEAM RPI		ADJ RPI		CONF. RPI		ADJ CONF. RPI					
DIV. I ONLY		14-30-0		.31818 241		3-7-0		176		88		218		.4468 217		13		13					
DIV. I NON-CONF.		10-19-0		.34483 205		0-0-0		123		106		190		.46715 188		11		11					
TOTALS		RPI 1-25		RPI 26-50		W-L RECORDS		RPI 51-100		RPI 101-150		RPI 150+											
14-30-0		0-1-0		0-8-0		OVERALL		4-8-0		1-3-0		9-10-0											
7-9-0		0-0-0		0-3-0		HOME		2-4-0		0-0-0		5-2-0											
3-5-0		0-0-0		0-0-0		AWAY		0-0-0		1-2-0		2-3-0											
4-16-0		0-1-0		0-5-0		NEUTRAL		2-4-0		0-1-0		2-5-0											
10-19-0		0-1-0		0-5-0		NON-CONFERENCE		3-6-0		0-1-0		7-6-0											
5-2-0		0-0-0		0-0-0		HOME		1-2-0		0-0-0		4-0-0											
1-1-0		0-0-0		0-0-		AWAY		0-0-0		0-0-0		1-1-0											
4-16-0		0-1-0		0-5-0		NEUTRAL		2-4-0		0-1-0		2-5-0											
4-11-0		0-0-0		0-3-0		CONFERENCE		1-2-0		1-2-0		2-4-0											
2-7-0		0-0-0		0-3-0		HOME		1-2-0		0-0-0		1-2-0											
2-4-0		0-0-0		0-0-0		AWAY		0-0-0		1-2-0		1-2-0											
0-0-0		0-0-0		0-0-0		NEUTRAL		0-0-0		0-0-0		0-0-0											
RPI	S	Opponent		Score		RPI	S	Opponent		Score		RPI	S	Opponent		Score							
6	N	Oregon		8	12	29	N	Utah		0	11	52	N	Cal St. Fullerton		1	9	128	N	Syracuse		0	6
						29	N	Utah		2	6	52	N	Cal St. Fullerton		6	5	130	A	New Mexico		7	4
						35	N	North Carolina		0	9	57	N	BYU		5	7	130	A	New Mexico		5	6
						39	H	San Diego St.		7	9	62	N	Long Beach St.		2	10	130	A	New Mexico		3	4
						39	H	San Diego St.		3	14	70	H	Idaho St.		1	4	163	N	Southern Ill.		5	6
						39	H	San Diego St.		6	9	70	H	Idaho St.		9	8	163	N	Southern Ill.		23	9
						45	N	Oregon St.		4	6	70	H	Idaho St.		2	7	173	A	Sacramento St.		2	5
						45	N	Oregon St.		2	4	71	N	Fordham		6	4	173	A	Sacramento St.		6	5
												84	N	Maryland		3	4	183	N	UTEP		6	3
												94	H	UNLV		10	5	186	H	Utah St.		3	2
												94	H	UNLV		5	10	186	H	Utah St.		9	11
												94	H	UNLV		3	7	186	H	Utah St.		0	5
																		188	H	St. Mary's (CA)		5	4
																		188	H	St. Mary's (CA)		8	2
																		226	A	Boise St.		4	3
																		226	A	Boise St.		13	16
																		226	A	Boise St.		4	5
																		229	N	Seattle		7	8
																		233	N	Northern Colo.		1	2
																		233	N	Northern Colo.		4	6
																		244	H	Portland St.		8	0
																		244	H	Portland St.		6	2
																		244	N	Portland St.		7	9
				LAST 10 GAMES																			
						94	H	UNLV		3	7	226	A	Boise St.		4	5						
						94	H	UNLV		10	5	39	H	San Diego St.		3	14						
						94	H	UNLV		5	10	39	H	San Diego St.		7	9						
						226	A	Boise St.		13	16	39	H	San Diego St.		6	9						
						226	A	Boise St.		4	3	130	A	New Mexico		7	4						

Non-Div. I Games:

Nevada



**M  
e  
m  
p  
h  
i  
s**

Memphis

Memphis



Average RPI Win:		206	WON-LOST RECORD		WINNING PCT. RANK		LAST 10 GAMES		STRENGTH OF SCHEDULE		OPP. STRENGTH OF SCHEDULE		TEAM RPI		ADJ RPI		CONF. RPI		ADJ CONF. RPI	
DIV. I ONLY			14-20-0		.41176 191		6-4-0		224		208		217		.44669 219		20		21	
DIV. I NON-CONF.			6-11-0		.35294 199		1-1-0		206		218		226		.4413 222		21		21	
TOTALS		RPI 1-25		RPI 26-50		W-L RECORDS		RPI 51-100		RPI 101-150		RPI 150+								
14-20-0		0-0-0		0-1-0		OVERALL		0-5-0		1-3-0		13-11-0								
6-5-0		0-0-0		0-0-0		HOME		0-3-0		0-0-0		6-2-0								
4-7-0		0-0-0		0-0-0		AWAY		0-0-0		0-2-0		4-5-0								
4-8-0		0-0-0		0-1-0		NEUTRAL		0-2-0		1-1-0		3-4-0								
6-11-0		0-0-0		0-1-0		NON-CONFERENCE		0-2-0		1-3-0		5-5-0								
1-1-0		0-0-0		0-0-0		HOME		0-0-0		0-0-0		1-1-0								
1-2-0		0-0-0		0-0-		AWAY		0-0-0		0-2-0		1-0-0								
4-8-0		0-0-0		0-1-0		NEUTRAL		0-2-0		1-1-0		3-4-0								
8-9-0		0-0-0		0-0-0		CONFERENCE		0-3-0		0-0-0		8-6-0								
5-4-0		0-0-0		0-0-0		HOME		0-3-0		0-0-0		5-1-0								
3-5-0		0-0-0		0-0-0		AWAY		0-0-0		0-0-0		3-5-0								
0-0-0		0-0-0		0-0-0		NEUTRAL		0-0-0		0-0-0		0-0-0								
RPI	S	Opponent		Score		RPI	S	Opponent		Score		RPI	S	Opponent		Score				
43	N	Chattanooga		0 8		71	H	Fordham		3 13		112	A	Houston		4 5				
						71	H	Fordham		4 12		113	N	Iowa St.		0 2				
						71	H	Fordham		0 6		117	A	Col. of Charleston		6 11				
						75	N	Rutgers		5 8		148	N	Winthrop		5 4				
						78	N	McNeese St.		3 5		153	N	DePaul		9 2				
												162	N	Appalachian St.		0 2				
												166	N	UNI		3 5				
												171	A	Saint Joseph's		2 12				
												171	A	Saint Joseph's		2 10				
												171	A	Saint Joseph's		5 14				
												180	H	St. Bonaventure		5 4				
												180	H	St. Bonaventure		5 0				
												180	H	St. Bonaventure		5 4				
												189	H	George Washington		0 9				
												189	H	George Washington		4 0				
												189	H	George Washington		3 2				
												193	N	Stephen F. Austin		6 4				
												195	N	LIU Brooklyn		2 3				
												198	A	George Mason		9 2				
												198	A	George Mason		1 7				
												198	A	George Mason		0 5				
						LAST 10 GAMES						210	N	Bowling Green		7 6				
						180 H St. Bonaventure		5 0		280 A Rhode Island		14 0		223 N Canisius		1 2				
						180 H St. Bonaventure		5 4		280 A Rhode Island		7 3		252 A Yale		16 6				
						180 H St. Bonaventure		5 4		71 H Fordham		0 6		253 H Marist		4 3				
						253 H Marist		1 11		71 H Fordham		4 12		253 H Marist		1 11				
						253 H Marist		4 3		71 H Fordham		3 13		280 A Rhode Island		7 3				

**Non-Div. I Games:**

Massachusetts



RPI	S	Opponent	Score
280	A	Rhode Island	14 0

Massachusetts



Average RPI Win: 228		WON-LOST	WINNING	LAST 10	STRENGTH OF		OPP. STRENGTH	TEAM	ADJ	CONF.	ADJ CONF.
Average RPI Loss: 130		RECORD	PCT. RANK	GAMES	SCHEDULE		OF SCHEDULE	RPI	RPI	RPI	RPI
DIV. I ONLY		19-23-0	.45238	168	5-5-0		251	218	224	.44587	220
DIV. I NON-CONF.		6-15-0	.28571	237	1-0-0		251	223	255	.41312	252
TOTALS		RPI 1-25	RPI 26-50		W-L RECORDS		RPI 51-100		RPI 101-150		RPI 150+
19-23-0	0-0-0	0-2-0		OVERALL		0-8-0		1-5-0		18-8-0	
13-15-0	0-0-0	0-1-0		HOME		0-5-0		0-2-0		13-7-0	
6-7-0	0-0-0	0-1-0		AWAY		0-3-0		1-2-0		5-1-0	
0-1-0	0-0-0	0-0-0		NEUTRAL		0-0-0		0-1-0		0-0-0	
6-15-0	0-0-0	0-2-0		NON-CONFERENCE		0-5-0		0-3-0		6-5-0	
5-10-0	0-0-0	0-1-0		HOME		0-2-0		0-2-0		5-5-0	
1-4-0	0-0-0	0-0-		AWAY		0-3-0		0-0-0		1-0-0	
0-1-0	0-0-0	0-0-0		NEUTRAL		0-0-0		0-1-0		0-0-0	
13-8-0	0-0-0	0-0-0		CONFERENCE		0-3-0		1-2-0		12-3-0	
8-5-0	0-0-0	0-0-0		HOME		0-3-0		0-0-0		8-2-0	
5-3-0	0-0-0	0-0-0		AWAY		0-0-0		1-2-0		4-1-0	
0-0-0	0-0-0	0-0-0		NEUTRAL		0-0-0		0-0-0		0-0-0	
RPI S	Opponent	Score	RPI S	Opponent	Score	RPI S	Opponent	Score	RPI S	Opponent	Score
30 A	Mississippi St.	3 4	30 H	Mississippi St.	1 16	78 H	McNeese St.	6 10	111 A	Central Ark.	7 10
						78 H	McNeese St.	5 9	111 A	Central Ark.	1 8
						78 H	McNeese St.	3 9	111 A	Central Ark.	2 0
						80 A	UTSA	1 2	113 N	Iowa St.	1 2
						80 A	UTSA	1 9	116 H	Saint Louis	3 10
						82 H	Arkansas	5 6	119 H	Texas-Arlington	2 3
						86 A	Louisiana Tech	2 6	175 H	Lamar	8 1
						92 H	Ball St.	1 8	175 H	Lamar	6 4
									175 H	Lamar	12 2
									182 H	Omaha	5 1
									190 H	UT Martin	0 6
									190 H	UT Martin	1 6
									193 A	Stephen F. Austin	5 3
									193 A	Stephen F. Austin	11 2
									200 H	Cleveland St.	2 7
									200 H	Cleveland St.	2 7
									206 H	Sam Houston St.	6 4
									206 H	Sam Houston St.	3 8
									206 H	Sam Houston St.	8 2
									208 H	Southeast Mo. St.	8 10
									221 H	Southern Miss.	12 6
									258 A	Abilene Christian	16 7
									258 A	Abilene Christian	8 5
									258 A	Abilene Christian	7 12
									262 H	Houston Baptist	0 14
									277 H	Incarnate Word	5 4
									277 H	Incarnate Word	2 1
LAST 10 GAMES			LAST 10 GAMES			LAST 10 GAMES			LAST 10 GAMES		
78 H	McNeese St.	6 10	111 A	Central Ark.	1 8	78 H	McNeese St.	3 9	290 A	Ark.-Pine Bluff	20 3
78 H	McNeese St.	5 9	175 H	Lamar	6 4	78 H	McNeese St.	2 0	175 H	Lamar	8 1
111 A	Central Ark.	7 10	175 H	Lamar	12 2	111 A	Central Ark.	2 0	175 H	Lamar	12 2
111 A	Central Ark.	7 10	175 H	Lamar	12 2	111 A	Central Ark.	2 0	175 H	Lamar	12 2

Non-Div. I Games:

Southeastern La.



RPI	S	Opponent	Score	
277	H	Incarnate Word	5	4
282	H	Detroit	9	1
290	A	Ark.-Pine Bluff	20	3
290	H	Ark.-Pine Bluff	14	1
295	H	Alcorn	10	4

Southeastern La.

S  
o  
u  
t  
h  
e  
a  
s  
t  
e  
r  
n  
L  
a  
.

S  
o  
u  
t  
h  
e  
a  
s  
t  
e  
r  
n  
L  
a  
.



Average RPI Win:		242	WON-LOST RECORD		WINNING PCT. RANK	LAST 10 GAMES		STRENGTH OF SCHEDULE		OPP. STRENGTH OF SCHEDULE	TEAM RPI	ADJ RPI	CONF. RPI	ADJ CONF. RPI			
Average RPI Loss:		96															
DIV. I ONLY			17-27-0		.38636	203		225		149	222	.44335	221	9	9		
DIV. I NON-CONF.			14-13-0		.51852	125		281		217	201	.45083	204	8	8		
TOTALS		RPI 1-25		RPI 26-50		W-L RECORDS		RPI 51-100		RPI 101-150		RPI 150+					
17-27-0		0-1-0		0-6-0		OVERALL		1-10-0		0-5-0		16-6-0					
9-10-0		0-0-0		0-2-0		HOME		1-7-0		0-0-0		8-2-0					
1-13-0		0-1-0		0-4-0		AWAY		0-2-0		0-3-0		1-3-0					
7-4-0		0-0-0		0-0-0		NEUTRAL		0-1-0		0-2-0		7-1-0					
14-13-0		0-1-0		0-3-0		NON-CONFERENCE		0-5-0		0-2-0		14-2-0					
7-4-0		0-0-0		0-2-0		HOME		0-2-0		0-0-0		7-0-0					
0-5-0		0-1-0		0-0-		AWAY		0-2-0		0-0-0		0-1-0					
7-4-0		0-0-0		0-0-0		NEUTRAL		0-1-0		0-2-0		7-1-0					
3-15-0		0-0-0		0-3-0		CONFERENCE		1-5-0		0-3-0		2-4-0					
2-7-0		0-0-0		0-0-0		HOME		1-5-0		0-0-0		1-2-0					
1-8-0		0-0-0		0-3-0		AWAY		0-0-0		0-3-0		1-2-0					
0-0-0		0-0-0		0-0-0		NEUTRAL		0-0-0		0-0-0		0-0-0					
RPI	S	Opponent		Score		RPI	S	Opponent		Score		RPI	S	Opponent		Score	
5	A	Alabama		1	12	27	A	South Ala.		1	9	53	A	Ole Miss		1	3
				6	12	30	H	Mississippi St.		0	10	53	A	Ole Miss		0	7
				0	6	30	H	Mississippi St.		2	4	58	H	Troy		8	12
				0	7	31	A	Western Ky.		1	3	58	H	Troy		1	4
				1	8	31	A	Western Ky.		0	2	78	N	McNeese St.		5	6
				0	3	31	A	Western Ky.		4	11	80	H	UTSA		164	N
										5	4	80	H	UTSA		175	N
										3	7	80	H	UTSA		179	H
										0	3	86	H	Louisiana Tech		179	H
										1	3	86	H	Louisiana Tech		179	H
										2	4	86	H	Louisiana Tech		179	H
												183	A	UTEP		4	10
												183	A	UTEP		5	7
												183	A	UTEP		13	6
												220	A	Southeastern La.		6	12
												262	N	Houston Baptist		12	3
												264	H	Mississippi Val.		5	2
												264	H	Mississippi Val.		3	2
												264	H	Mississippi Val.		11	3
												267	N	Jackson St.		7	4
												267	N	Jackson St.		2	3
												277	N	Incarinate Word		2	1
												282	H	Detroit		7	4
												282	H	Detroit		5	4
												290	N	Ark.-Pine Bluff		4	0
												290	N	Ark.-Pine Bluff		24	1
												295	H	Alcorn		8	3
												295	H	Alcorn		12	0
LAST 10 GAMES																	
				3	5	31	A	Western Ky.		0	8						
				2	5	31	A	Western Ky.		0	6						
				3	1	31	A	Western Ky.		1	7						
				1	3	58	H	Troy		1	3						
				0	7	58	H	Troy		2	4						

Non-Div. I Games:

Southern Miss.



Average RPI Win: 183		WON-LOST	WINNING	LAST 10	STRENGTH OF		OPP. STRENGTH	TEAM	ADJ		CONF.	ADJ CONF.			
Average RPI Loss: 140		RECORD	PCT. RANK	GAMES	SCHEDULE		OF SCHEDULE	RPI	RPI		RPI	RPI			
DIV. I ONLY		10-23-0	.30303	249	2-8-0		124	219	223		.44268	222	21	19	
DIV. I NON-CONF.		6-15-0	.28571	237	1-3-0		246	185	252		.41324	251	20	19	
TOTALS		RPI 1-25	RPI 26-50		W-L RECORDS		RPI 51-100		RPI 101-150		RPI 150+				
10-23-0		0-2-0	0-0-0		OVERALL		0-3-0		1-6-0		9-12-0				
4-6-0		0-0-0	0-0-0		HOME		0-0-0		0-0-0		4-6-0				
1-9-0		0-0-0	0-0-0		AWAY		0-3-0		1-4-0		0-2-0				
5-8-0		0-2-0	0-0-0		NEUTRAL		0-0-0		0-2-0		5-4-0				
6-15-0		0-2-0	0-0-0		NON-CONFERENCE		0-0-0		0-4-0		6-9-0				
1-3-0		0-0-0	0-0-0		HOME		0-0-0		0-0-0		1-3-0				
0-4-0		0-0-0	0-0-		AWAY		0-0-0		0-2-0		0-2-0				
5-8-0		0-2-0	0-0-0		NEUTRAL		0-0-0		0-2-0		5-4-0				
4-8-0		0-0-0	0-0-0		CONFERENCE		0-3-0		1-2-0		3-3-0				
3-3-0		0-0-0	0-0-0		HOME		0-0-0		0-0-0		3-3-0				
1-5-0		0-0-0	0-0-0		AWAY		0-3-0		1-2-0		0-0-0				
0-0-0		0-0-0	0-0-0		NEUTRAL		0-0-0		0-0-0		0-0-0				
RPI	S	Opponent	Score		RPI	S	Opponent	Score		RPI	S	Opponent	Score		
11	N	Missouri	0	13						113	A	Iowa St.	0	6	
18	N	Minnesota	3	20						113	A	Iowa St.	3	5	
										51	A	North Dakota St.	8	11	
										129	A	IUPUI	1	2	
										129	A	IUPUI	1	7	
										129	A	IUPUI	7	5	
										142	N	Pacific	0	10	
										151	N	Liberty	14	6	
										159	H	Creighton	0	9	
										159	H	Creighton	7	6	
										170	A	UMKC	7	8	
										170	A	UMKC	2	4	
										170	N	UMKC	4	7	
										172	H	Western Ill.	1	3	
										172	H	Western Ill.	3	11	
										172	H	Western Ill.	3	0	
										179	N	Middle Tenn.	2	5	
										182	H	Omaha	10	2	
										182	H	Omaha	7	13	
										182	H	Omaha	9	6	
										186	N	Utah St.	6	4	
										186	N	Utah St.	7	6	
										196	N	Providence	1	11	
										200	N	Cleveland St.	5	6	
										240	N	UMass Lowell	9	1	
										241	N	Montana	10	3	
										261	H	North Dakota	3	4	
LAST 10 GAMES															
					172	H	Western Ill.	3	11	261	H	North Dakota	3	4	
					172	H	Western Ill.	1	3	261	H	North Dakota	4	12	
					172	H	Western Ill.	3	0	51	A	North Dakota St.	0	9	
					159	H	Creighton	7	6	51	A	North Dakota St.	4	8	
					159	H	Creighton	0	9	51	A	North Dakota St.	3	11	
Non-Div. I Games:		Southwest Minn. St.	10	0	Southwest Minn. St.	2	0	Dakota Wesleyan	11	2	Dakota Wesleyan	14	2	South Dakota St.	



South Dakota St.



Average RPI Win: 242		WON-LOST RECORD		WINNING PCT. RANK		LAST 10 GAMES		STRENGTH OF SCHEDULE		OPP. STRENGTH OF SCHEDULE		TEAM RPI		ADJ RPI		CONF. RPI		ADJ CONF. RPI	
DIV. I ONLY		19-14-0		.57576 99		6-4-0		280		266		220		.44174 223		30		30	
DIV. I NON-CONF.		11-12-0		.47826 141		2-2-0		289		255		241		.42089 243		30		30	
TOTALS		RPI 1-25		RPI 26-50		W-L RECORDS		RPI 51-100		RPI 101-150		RPI 150+							
19-14-0		0-0-0		0-0-0		OVERALL		1-1-0		0-3-0		18-10-0							
5-2-0		0-0-0		0-0-0		HOME		0-0-0		0-1-0		5-1-0							
6-5-0		0-0-0		0-0-0		AWAY		0-1-0		0-0-0		6-4-0							
8-7-0		0-0-0		0-0-0		NEUTRAL		1-0-0		0-2-0		7-5-0							
11-12-0		0-0-0		0-0-0		NON-CONFERENCE		1-1-0		0-3-0		10-8-0							
1-2-0		0-0-0		0-0-0		HOME		0-0-0		0-1-0		1-1-0							
2-3-0		0-0-0		0-0-		AWAY		0-1-0		0-0-0		2-2-0							
8-7-0		0-0-0		0-0-0		NEUTRAL		1-0-0		0-2-0		7-5-0							
8-2-0		0-0-0		0-0-0		CONFERENCE		0-0-0		0-0-0		8-2-0							
4-0-0		0-0-0		0-0-0		HOME		0-0-0		0-0-0		4-0-0							
4-2-0		0-0-0		0-0-0		AWAY		0-0-0		0-0-0		4-2-0							
0-0-0		0-0-0		0-0-0		NEUTRAL		0-0-0		0-0-0		0-0-0							
RPI	S	Opponent	Score	RPI	S	Opponent	Score	RPI	S	Opponent	Score	RPI	S	Opponent	Score				
								55	A	South Fla.	0 7	128	H	Syracuse	1 9				
								67	N	Towson	1 0	131	N	Bucknell	4 9				
												134	N	Northern Ill.	0 2				
												165	N	Western Mich.	3 4				
												199	A	Robert Morris	5 1				
												200	A	Cleveland St.	4 8				
												204	N	Toledo	2 6				
												210	N	Bowling Green	1 16				
												219	N	Massachusetts	2 1				
												230	N	Army West Point	2 4				
												230	N	Army West Point	6 3				
												230	N	Army West Point	7 1				
												235	N	Brown	6 2				
												243	A	Buffalo	10 3				
												243	A	Buffalo	1 4				
												249	A	Fairfield	4 1				
												249	A	Fairfield	7 6				
												251	N	Cornell	12 3				
												251	N	Cornell	6 7				
												253	H	Marist	9 5				
												253	H	Marist	1 0				
				LAST 10 GAMES								259	A	Iona	13 5				
				265	A	Siena	5 6	253	H	Marist	1 0	259	A	Iona	8 4				
				265	A	Siena	2 6	276	H	Quinnipiac	8 0	265	A	Siena	5 6				
				243	A	Buffalo	1 4	276	H	Quinnipiac	17 2	265	A	Siena	2 6				
				243	A	Buffalo	10 3	128	H	Syracuse	1 9	276	H	Quinnipiac	17 2				
				253	H	Marist	9 5	282	H	Detroit	5 3	276	H	Quinnipiac	8 0				

**Non-Div. I Games:**

Canisius



RPI	S	Opponent	Score	
282	H	Detroit	5	11
282	H	Detroit	5	3
287	N	Hartford	11	0
287	N	Hartford	4	3

Canisius

C  
a  
n  
i  
s  
i  
u  
s

C  
a  
n  
i  
s  
i  
u  
s



Average RPI Win: 226		WON-LOST RECORD	WINNING PCT. RANK	LAST 10 GAMES	STRENGTH OF SCHEDULE	OPP. STRENGTH OF SCHEDULE	TEAM RPI	ADJ RPI	CONF. RPI	ADJ CONF. RPI													
Average RPI Loss: 138																							
DIV. I ONLY		15-27-0	.35714	217	5-5-0	189	234	227	.44168	224	27	27											
DIV. I NON-CONF.		9-21-0	.3	230	1-1-0	146	219	220	.44305	220	27	27											
<hr/>																							
TOTALS		RPI 1-25		RPI 26-50		W-L RECORDS		RPI 51-100		RPI 101-150		RPI 150+											
15-27-0		0-2-0		1-2-0		OVERALL		0-3-0		1-11-0		13-9-0											
4-4-0		0-0-0		0-0-0		HOME		0-0-0		0-0-0		4-4-0											
5-13-0		0-2-0		1-2-0		AWAY		0-2-0		1-4-0		3-3-0											
6-10-0		0-0-0		0-0-0		NEUTRAL		0-1-0		0-7-0		6-2-0											
9-21-0		0-2-0		1-2-0		NON-CONFERENCE		0-3-0		0-10-0		8-4-0											
1-1-0		0-0-0		0-0-0		HOME		0-0-0		0-0-0		1-1-0											
2-10-0		0-2-0		1-0-		AWAY		0-2-0		0-3-0		1-1-0											
6-10-0		0-0-0		0-0-0		NEUTRAL		0-1-0		0-7-0		6-2-0											
6-6-0		0-0-0		0-0-0		CONFERENCE		0-0-0		1-1-0		5-5-0											
3-3-0		0-0-0		0-0-0		HOME		0-0-0		0-0-0		3-3-0											
3-3-0		0-0-0		0-0-0		AWAY		0-0-0		1-1-0		2-2-0											
0-0-0		0-0-0		0-0-0		NEUTRAL		0-0-0		0-0-0		0-0-0											
RPI	S	Opponent		Score		RPI	S	Opponent		Score		RPI	S	Opponent		Score							
12	A	Arizona		5	6	38	A	USC Upstate		3	2	64	A	UC Riverside		3	7						
12	A	Arizona		1	18	38	A	USC Upstate		2	10	64	A	UC Riverside		0	1						
						42	A	CSUN		3	5	64	N	UC Riverside		2	7						
														105	N	Boston College		6	7				
														115	A	Cal Poly		1	2				
														118	N	Colorado St.		1	8				
														118	N	Colorado St.		1	7				
														119	N	Texas-Arlington		5	15				
														125	A	Central Conn. St.		1	7				
														125	A	Central Conn. St.		1	0				
														127	N	UNCG		2	12				
														129	N	IUPUI		1	2				
														133	A	San Diego		0	1				
														133	N	San Diego		0	11				
														135	A	Albany (NY)		0	6				
														173	N	Sacramento St.		6	5				
														183	N	UTEP		7	4				
														185	N	Southern Utah		1	9				
														199	H	Robert Morris		0	5				
														199	H	Robert Morris		0	2				
														228	H	Fairleigh Dickinson		0	2				
														228	H	Fairleigh Dickinson		12	5				
														235	H	Brown		0	2				
														239	H	Sacred Heart		10	2				
														239	H	Sacred Heart		3	1				
														240	A	UMass Lowell		9	10				
														240	A	UMass Lowell		5	1				
														243	N	Buffalo		1	2				
														259	N	Iona		5	2				
														259	N	Iona		9	1				
<hr/>																							
LAST 10 GAMES																							
125 A Central Conn. St.						1	0	199 H Robert Morris						0	5	240 A UMass Lowell						9	10
125 A Central Conn. St.						1	7	199 H Robert Morris						0	2	240 A UMass Lowell						5	1
239 H Sacred Heart						3	1	228 H Fairleigh Dickinson						0	2	243 N Buffalo						1	2
239 H Sacred Heart						10	2	228 H Fairleigh Dickinson						12	5	259 N Iona						5	2
280 H Rhode Island						5	3	235 H Brown						0	2	259 N Iona						9	1

Non-Div. I Games:

Bryant



RPI	S	Opponent	Score	
271	A	Wagner	1	5
271	A	Wagner	12	3
272	A	Mt. St. Mary's	13	0
272	A	Mt. St. Mary's	5	6
280	H	Rhode Island	5	3
289	N	UMES	19	6
289	N	UMES	11	1

Bryant

B  
r  
y  
a  
n  
t

B  
r  
y  
a  
n  
t



Average RPI Win:	235	WON-LOST RECORD	WINNING PCT. RANK	LAST 10 GAMES	STRENGTH OF SCHEDULE	OPP. STRENGTH OF SCHEDULE	TEAM RPI	ADJ RPI	CONF. RPI	ADJ CONF. RPI		
DIV. I ONLY		16-23-0	.41026	192	5-5-0	222	263	230	.44136	225	29	29
DIV. I NON-CONF.		10-15-0	.4	176	3-1-0	173	281	199	.45728	199	29	29
<hr/>												
TOTALS	RPI 1-25	RPI 26-50		W-L RECORDS		RPI 51-100		RPI 101-150		RPI 150+		
16-23-0	0-0-0	0-0-0		OVERALL		0-6-0		1-4-0		15-13-0		
6-6-0	0-0-0	0-0-0		HOME		0-2-0		0-0-0		6-4-0		
5-12-0	0-0-0	0-0-0		AWAY		0-2-0		1-1-0		4-9-0		
5-5-0	0-0-0	0-0-0		NEUTRAL		0-2-0		0-3-0		5-0-0		
10-15-0	0-0-0	0-0-0		NON-CONFERENCE		0-6-0		1-4-0		9-5-0		
1-3-0	0-0-0	0-0-0		HOME		0-2-0		0-0-0		1-1-0		
4-7-0	0-0-0	0-0-		AWAY		0-2-0		1-1-0		3-4-0		
5-5-0	0-0-0	0-0-0		NEUTRAL		0-2-0		0-3-0		5-0-0		
6-8-0	0-0-0	0-0-0		CONFERENCE		0-0-0		0-0-0		6-8-0		
5-3-0	0-0-0	0-0-0		HOME		0-0-0		0-0-0		5-3-0		
1-5-0	0-0-0	0-0-0		AWAY		0-0-0		0-0-0		1-5-0		
0-0-0	0-0-0	0-0-0		NEUTRAL		0-0-0		0-0-0		0-0-0		
RPI	S	Opponent	Score	RPI	S	Opponent	Score	RPI	S	Opponent	Score	
						66 H Kent St.	1 5	117 A Col. of Charleston		0 5		
						66 H Kent St.	1 3	117 A Col. of Charleston		11 7		
						67 N Towson	2 9	129 N IUPUI		0 4		
						81 A Mercer	0 11	129 N IUPUI		4 9		
						81 A Mercer	5 13	146 N Michigan St.		3 7		
						87 N St. John's (NY)	2 4	155 A UNCW		7 8		
								155 A UNCW		1 6		
								161 A Charleston So.		2 5		
								161 A Charleston So.		5 6		
								168 H Akron		1 3		
								168 H Akron		6 3		
								178 A Ill.-Chicago		3 6		
								178 A Ill.-Chicago		0 4		
								178 A Ill.-Chicago		17 4		
								199 A Robert Morris		4 3		
								199 A Robert Morris		7 0		
								200 H Cleveland St.		8 5		
								200 H Cleveland St.		1 2		
								200 H Cleveland St.		7 10		
								203 N East Tenn. St.		5 1		
								214 H Oakland		7 11		
								214 H Oakland		2 1		
								216 A Wright St.		1 9		
								216 A Wright St.		7 8		
								216 A Wright St.		0 5		
								282 H Detroit		5 1		
								282 H Detroit		10 7		
<hr/>												
LAST 10 GAMES												
						178 A Ill.-Chicago	17 4	168 H Akron		1 3		
						178 A Ill.-Chicago	0 4	168 H Akron		6 3		
						178 A Ill.-Chicago	3 6	200 H Cleveland St.		1 2		
						199 A Robert Morris	4 3	200 H Cleveland St.		7 10		
						199 A Robert Morris	7 0	200 H Cleveland St.		8 5		

**Non-Div. I Games:**

Youngstown St.



RPI	S	Opponent	Score	
282	H	Detroit	8	5
283	N	Norfolk St.	7	2
283	N	Norfolk St.	9	3
289	N	UMES	10	7
291	N	Alabama A&M	6	5
293	A	South Carolina St.	17	2

Youngstown St.

Y  
o  
u  
n  
g  
s  
t  
o  
w  
n  
s  
t  
.

Y  
o  
u  
n  
g  
s  
t  
o  
w  
n  
s  
t  
.



Average RPI Win: 205		WON-LOST	WINNING	LAST 10	STRENGTH OF		OPP. STRENGTH	TEAM	ADJ		CONF.	ADJ CONF.
Average RPI Loss: 88		RECORD	PCT. RANK	GAMES	SCHEDULE		OF SCHEDULE	RPI	RPI		RPI	RPI
DIV. I ONLY		10-35-0	.22222	274	2-8-0		98	89	228		13	13
DIV. I NON-CONF.		8-22-0	.26667	245	0-0-0		129	118	218		11	11
TOTALS		RPI 1-25	RPI 26-50		W-L RECORDS		RPI 51-100		RPI 101-150		RPI 150+	
10-35-0		0-4-0	0-11-0		OVERALL		1-10-0		1-3-0		8-7-0	
3-7-0		0-0-0	0-3-0		HOME		0-2-0		0-0-0		3-2-0	
1-15-0		0-1-0	0-6-0		AWAY		0-5-0		1-3-0		0-0-0	
6-13-0		0-3-0	0-2-0		NEUTRAL		1-3-0		0-0-0		5-5-0	
8-22-0		0-4-0	0-2-0		NON-CONFERENCE		1-7-0		1-3-0		6-6-0	
1-3-0		0-0-0	0-0-0		HOME		0-2-0		0-0-0		1-1-0	
1-6-0		0-1-0	0-0-		AWAY		0-2-0		1-3-0		0-0-0	
6-13-0		0-3-0	0-2-0		NEUTRAL		1-3-0		0-0-0		5-5-0	
2-13-0		0-0-0	0-9-0		CONFERENCE		0-3-0		0-0-0		2-1-0	
2-4-0		0-0-0	0-3-0		HOME		0-0-0		0-0-0		2-1-0	
0-9-0		0-0-0	0-6-0		AWAY		0-3-0		0-0-0		0-0-0	
0-0-0		0-0-0	0-0-0		NEUTRAL		0-0-0		0-0-0		0-0-0	
RPI S	Opponent	Score	RPI S	Opponent	Score	RPI S	Opponent	Score	RPI S	Opponent	Score	
7 N	UCLA	0 6	39 H	San Diego St.	4 6	52 A	Cal St. Fullerton	0 2	109 A	North Texas	10 3	
16 A	Arizona St.	3 4	39 H	San Diego St.	6 10	52 A	Cal St. Fullerton	0 3	109 A	North Texas	4 14	
18 N	Minnesota	4 8	39 H	San Diego St.	2 16	52 N	Cal St. Fullerton	4 15	140 A	Bakersfield	1 9	
18 N	Minnesota	3 8	44 A	Fresno St.	0 5	62 N	Long Beach St.	2 3	140 A	Bakersfield	1 4	
			44 A	Fresno St.	2 4	91 N	Wichita St.	2 4	153 N	DePaul	5 6	
			44 A	Fresno St.	3 4	94 A	UNLV	9 10	160 N	Indiana St.	7 6	
			47 N	Nebraska	3 11	94 A	UNLV	5 10	161 N	Charleston So.	1 2	
			49 N	New Mexico St.	3 4	94 A	UNLV	11 12	177 N	Seton Hall	10 13	
			50 A	San Jose St.	0 8	96 H	Weber St.	10 19	188 H	St. Mary's (CA)	1 7	
			50 A	San Jose St.	0 9	96 H	Weber St.	7 10	217 H	Nevada	3 4	
			50 A	San Jose St.	1 9	96 N	Weber St.	9 8	217 H	Nevada	16 13	
									217 H	Nevada	5 4	
									229 N	Seattle	9 5	
									229 N	Seattle	3 4	
									241 H	Montana	4 3	
									244 N	Portland St.	6 10	
									244 N	Portland St.	9 3	
									270 N	Texas Southern	6 1	
									270 N	Texas Southern	9 1	
			LAST 10 GAMES									
			44 A	Fresno St.	0 5	217 H	Nevada	5 4				
			44 A	Fresno St.	3 4	94 A	UNLV	11 12				
			44 A	Fresno St.	2 4	94 A	UNLV	5 10				
			217 H	Nevada	16 13	94 A	UNLV	9 10				
			217 H	Nevada	3 4	39 H	San Diego St.	6 10				

Non-Div. I Games:

Boise St.



Average RPI Win: 187		WON-LOST	WINNING	LAST 10	STRENGTH OF		OPP. STRENGTH	TEAM	ADJ	CONF.	ADJ CONF.
Average RPI Loss: 133		RECORD	PCT. RANK	GAMES	SCHEDULE		OF SCHEDULE	RPI	RPI	RPI	RPI
DIV. I ONLY		11-26-0	.2973	253	2-8-0		156	188	232	.43912	227
DIV. I NON-CONF.		5-16-0	.2381	254	0-2-0		216	142	251	.41745	245
TOTALS		RPI 1-25	RPI 26-50		W-L RECORDS		RPI 51-100		RPI 101-150		RPI 150+
11-26-0	0-0-0	0-2-0		OVERALL		0-5-0		1-8-0		10-11-0	
5-6-0	0-0-0	0-1-0		HOME		0-0-0		1-1-0		4-4-0	
3-12-0	0-0-0	0-0-0		AWAY		0-3-0		0-2-0		3-4-0	
3-8-0	0-0-0	0-1-0		NEUTRAL		0-2-0		0-4-0		3-1-0	
5-16-0	0-0-0	0-2-0		NON-CONFERENCE		0-5-0		0-4-0		5-5-0	
0-3-0	0-0-0	0-1-0		HOME		0-0-0		0-0-0		0-2-0	
2-5-0	0-0-0	0-0-		AWAY		0-3-0		0-0-0		2-2-0	
3-8-0	0-0-0	0-1-0		NEUTRAL		0-2-0		0-4-0		3-1-0	
6-10-0	0-0-0	0-0-0		CONFERENCE		0-0-0		1-4-0		5-6-0	
5-3-0	0-0-0	0-0-0		HOME		0-0-0		1-1-0		4-2-0	
1-7-0	0-0-0	0-0-0		AWAY		0-0-0		0-3-0		1-4-0	
0-0-0	0-0-0	0-0-0		NEUTRAL		0-0-0		0-0-0		0-0-0	
RPI S	Opponent	Score		RPI S	Opponent	Score		RPI S	Opponent	Score	
37 H	Virginia Tech	1	11	76 A	Elon	5	6	111 N	Central Ark.	1	6
38 N	USC Upstate	1	9	76 A	Elon	1	6	123 A	Coastal Caro.	1	5
				76 A	Elon	4	5	123 A	Coastal Caro.	1	7
				83 N	Furman	2	7	123 A	Coastal Caro.	4	9
				83 N	Furman	6	8	144 N	Western Caro.	1	4
								148 H	Winthrop	5	7
								148 H	Winthrop	5	1
								149 N	Tennessee Tech	2	8
								149 N	Tennessee Tech	2	4
								151 A	Liberty	4	1
								151 A	Liberty	3	5
								151 A	Liberty	7	8
								154 A	Presbyterian	5	6
								154 A	Presbyterian	0	8
								161 H	Charleston So.	8	4
								161 H	Charleston So.	6	21
								161 H	Charleston So.	5	2
								162 H	Appalachian St.	0	17
								162 H	Appalachian St.	3	20
								179 N	Middle Tenn.	4	2
								198 N	George Mason	12	4
								203 A	East Tenn. St.	3	5
								203 A	East Tenn. St.	7	6
								203 A	East Tenn. St.	9	0
								203 A	East Tenn. St.	7	8
								207 H	Campbell	8	4
								207 H	Campbell	5	2
LAST 10 GAMES				123 A	Coastal Caro.	4	9	203 A	East Tenn. St.	7	6
148 H	Winthrop	5	7	123 A	Coastal Caro.	1	7	203 A	East Tenn. St.	9	0
148 H	Winthrop	5	1	151 A	Liberty	4	1	203 A	East Tenn. St.	7	8
162 H	Appalachian St.	3	20	151 A	Liberty	7	8	207 H	Campbell	8	4
162 H	Appalachian St.	0	17	151 A	Liberty	3	5	207 H	Campbell	5	2
123 A	Coastal Caro.	1	5								

Non-Div. I Games:

Radford



RPI	S	Opponent	Score	
207	H	Campbell	6	15
214	N	Oakland	3	12
239	N	Sacred Heart	5	4

Radford

R  
a  
d  
f  
o  
r  
d

R  
a  
d  
f  
o  
r  
d



Average RPI Win:	236	WON-LOST	WINNING	LAST 10	STRENGTH OF	OPP. STRENGTH	TEAM	ADJ	CONF.	ADJ CONF.					
Average RPI Loss:	167	RECORD	PCT. RANK	GAMES	SCHEDULE	OF SCHEDULE	RPI	RPI	RPI	RPI					
DIV. I ONLY		11-17-0	.39286	202	5-5-0	182	270	221	.43901	228	27	27			
DIV. I NON-CONF.		4-12-0	.25	248	1-3-0	130	293	242	.41631	248	27	27			
<hr/>															
TOTALS	RPI 1-25	RPI 26-50		W-L RECORDS		RPI 51-100		RPI 101-150		RPI 150+					
11-17-0	0-0-0	0-1-0		OVERALL		0-2-0		1-4-0		10-10-0					
3-3-0	0-0-0	0-0-0		HOME		0-0-0		1-1-0		2-2-0					
6-8-0	0-0-0	0-1-0		AWAY		0-0-0		0-2-0		6-5-0					
2-6-0	0-0-0	0-0-0		NEUTRAL		0-2-0		0-1-0		2-3-0					
<hr/>															
4-12-0	0-0-0	0-1-0		NON-CONFERENCE		0-2-0		0-1-0		4-8-0					
1-1-0	0-0-0	0-0-0		HOME		0-0-0		0-0-0		1-1-0					
1-5-0	0-0-0	0-0-		AWAY		0-0-0		0-0-0		1-4-0					
2-6-0	0-0-0	0-0-0		NEUTRAL		0-2-0		0-1-0		2-3-0					
<hr/>															
7-5-0	0-0-0	0-0-0		CONFERENCE		0-0-0		1-3-0		6-2-0					
2-2-0	0-0-0	0-0-0		HOME		0-0-0		1-1-0		1-1-0					
5-3-0	0-0-0	0-0-0		AWAY		0-0-0		0-2-0		5-1-0					
0-0-0	0-0-0	0-0-0		NEUTRAL		0-0-0		0-0-0		0-0-0					
<hr/>															
RPI	S	Opponent	Score	RPI	S	Opponent	Score	RPI	S	Opponent	Score				
				35	A	North Carolina	2 13	64	N	UC Riverside	4 6				
								64	N	UC Riverside	0 3				
										101	N	Charlotte	6 7		
										120	H	Saint Francis (PA)	9 7		
										120	H	Saint Francis (PA)	6 8		
										125	A	Central Conn. St.	0 4		
										125	A	Central Conn. St.	3 6		
										176	A	Loyola Marymount	0 8		
										195	H	LIU Brooklyn	7 0		
										195	H	LIU Brooklyn	2 13		
										201	N	Ohio	7 10		
										202	N	Harvard	3 0		
										202	N	Harvard	3 7		
										224	A	Bryant	5 12		
										224	A	Bryant	2 0		
										229	N	Seattle	1 6		
										230	A	Army West Point	2 7		
										246	A	Columbia	1 2		
										246	A	Columbia	1 8		
										255	A	Manhattan	8 4		
										255	H	Manhattan	5 9		
										255	H	Manhattan	4 0		
										259	N	Iona	7 5		
				LAST 10 GAMES							271	A	Wagner	2 1	
				272	A	Mt. St. Mary's	3 0	120	H	Saint Francis (PA)	9 7	271	A	Wagner	2 1
				272	A	Mt. St. Mary's	3 0	224	A	Bryant	2 0	272	A	Mt. St. Mary's	3 0
				255	H	Manhattan	4 0	224	A	Bryant	5 12	272	A	Mt. St. Mary's	3 0
				255	H	Manhattan	5 9	246	A	Columbia	1 8				
				120	H	Saint Francis (PA)	6 8	246	A	Columbia	1 2				

**Non-Div. I Games:**

Fairleigh Dickinson



Seattle

Average RPI Win: 186		WON-LOST	WINNING	LAST 10	STRENGTH OF		OPP. STRENGTH	TEAM	ADJ		CONF.	ADJ CONF.
Average RPI Loss: 116		RECORD	PCT. RANK	GAMES	SCHEDULE		OF SCHEDULE	RPI	RPI		RPI	RPI
DIV. I ONLY		12-32-0	.27273	261	3-7-0		135	143	229		14	14
DIV. I NON-CONF.		9-24-0	.27273	242	1-1-0		174	146	236		14	14
TOTALS		RPI 1-25	RPI 26-50		W-L RECORDS		RPI 51-100		RPI 101-150		RPI 150+	
12-32-0		0-2-0	0-7-0		OVERALL		1-9-0		1-1-0		10-13-0	
2-9-0		0-1-0	0-4-0		HOME		0-1-0		0-0-0		2-3-0	
4-10-0		0-1-0	0-0-0		AWAY		1-3-0		0-0-0		3-6-0	
6-13-0		0-0-0	0-3-0		NEUTRAL		0-5-0		1-1-0		5-4-0	
9-24-0		0-2-0	0-4-0		NON-CONFERENCE		0-7-0		1-1-0		8-10-0	
2-6-0		0-1-0	0-1-0		HOME		0-1-0		0-0-0		2-3-0	
1-5-0		0-1-0	0-0-		AWAY		0-1-0		0-0-0		1-3-0	
6-13-0		0-0-0	0-3-0		NEUTRAL		0-5-0		1-1-0		5-4-0	
3-8-0		0-0-0	0-3-0		CONFERENCE		1-2-0		0-0-0		2-3-0	
0-3-0		0-0-0	0-3-0		HOME		0-0-0		0-0-0		0-0-0	
3-5-0		0-0-0	0-0-0		AWAY		1-2-0		0-0-0		2-3-0	
0-0-0		0-0-0	0-0-0		NEUTRAL		0-0-0		0-0-0		0-0-0	
RPI S	Opponent	Score	RPI S	Opponent	Score	RPI S	Opponent	Score	RPI S	Opponent	Score	
23 A	Washington	1 17	29 N	Utah	1 3	60 N	Hawaii	0 8	130 N	New Mexico	3 4	
23 H	Washington	3 11	42 H	CSUN	0 8	62 A	Long Beach St.	7 11	130 N	New Mexico	8 2	
			49 H	New Mexico St.	1 6	64 N	UC Riverside	1 3	165 N	Western Mich.	12 4	
			49 H	New Mexico St.	2 7	64 N	UC Riverside	1 5	167 H	Miami (OH)	5 8	
			49 H	New Mexico St.	1 10	70 N	Idaho St.	6 12	167 H	Miami (OH)	2 4	
			50 N	San Jose St.	5 7	88 H	Texas Tech	4 8	167 H	Miami (OH)	4 1	
			50 N	San Jose St.	6 14	96 N	Weber St.	0 3	170 A	UMKC	2 3	
						97 A	Grand Canyon	7 4	170 A	UMKC	1 9	
						97 A	Grand Canyon	3 11	176 A	Loyola Marymount	2 5	
						97 A	Grand Canyon	1 9	176 A	Loyola Marymount	2 7	
									181 A	Utah Valley	11 8	
									181 A	Utah Valley	2 4	
									181 A	Utah Valley	9 6	
									185 N	Southern Utah	0 3	
									192 N	Bradley	11 3	
									205 A	Santa Clara	6 4	
									205 A	Santa Clara	4 5	
									212 N	Bethune-Cookman	3 8	
									217 N	Nevada	8 7	
									226 N	Boise St.	5 9	
									226 N	Boise St.	4 3	
									228 N	Fairleigh Dickinson	6 1	
									244 H	Portland St.	10 15	
									244 H	Portland St.	5 3	
									244 N	Portland St.	5 9	
LAST 10 GAMES			170 A	UMKC	1 9	181 A	Utah Valley	9 6				
			170 A	UMKC	2 3	49 H	New Mexico St.	1 6				
			23 H	Washington	3 11	49 H	New Mexico St.	1 10				
			181 A	Utah Valley	2 4	49 H	New Mexico St.	2 7				
			181 A	Utah Valley	11 8	244 H	Portland St.	5 3				

Non-Div. I Games: Notre Dame de Namur 8 0 Notre Dame de Namur 6 1

Seattle



Average RPI Win: 233		WON-LOST	WINNING	LAST 10	STRENGTH OF		OPP. STRENGTH	TEAM	ADJ	CONF.	ADJ CONF.
Average RPI Loss: 164		RECORD	PCT. RANK	GAMES	SCHEDULE		OF SCHEDULE	RPI	RPI	RPI	RPI
DIV. I ONLY		19-22-1	.46429	162	5-4-1		256	241	225	.43876	230
DIV. I NON-CONF.		11-15-1	.42593	167	2-0-1		234	267	209	.44201	221
TOTALS		RPI 1-25	RPI 26-50		W-L RECORDS		RPI 51-100		RPI 101-150		RPI 150+
19-22-1	0-0-0	0-2-0		OVERALL		0-1-0		1-8-0		18-11-1	
6-7-0	0-0-0	0-0-0		HOME		0-0-0		0-4-0		6-3-0	
6-4-1	0-0-0	0-0-0		AWAY		0-1-0		0-2-0		6-1-1	
7-11-0	0-0-0	0-2-0		NEUTRAL		0-0-0		1-2-0		6-7-0	
11-15-1	0-0-0	0-2-0		NON-CONFERENCE		0-1-0		1-5-0		10-7-1	
3-1-0	0-0-0	0-0-0		HOME		0-0-0		0-1-0		3-0-0	
1-3-1	0-0-0	0-0-		AWAY		0-1-0		0-2-0		1-0-1	
7-11-0	0-0-0	0-2-0		NEUTRAL		0-0-0		1-2-0		6-7-0	
8-7-0	0-0-0	0-0-0		CONFERENCE		0-0-0		0-3-0		8-4-0	
3-6-0	0-0-0	0-0-0		HOME		0-0-0		0-3-0		3-3-0	
5-1-0	0-0-0	0-0-0		AWAY		0-0-0		0-0-0		5-1-0	
0-0-0	0-0-0	0-0-0		NEUTRAL		0-0-0		0-0-0		0-0-0	
RPI S	Opponent	Score	RPI S	Opponent	Score	RPI S	Opponent	Score	RPI S	Opponent	Score
			41 N	Marshall	4 10	55 A	South Fla.	1 5	101 A	Charlotte	2 3
			43 N	Chattanooga	0 6				101 H	Charlotte	3 8
									117 A	Col. of Charleston	0 11
									125 N	Central Conn. St.	0 8
									126 N	Maine	0 5
									127 N	UNCG	9 7
									131 H	Bucknell	2 3
									131 H	Bucknell	1 10
									131 H	Bucknell	1 4
									197 H	Colgate	4 5
									197 H	Colgate	1 5
									197 H	Colgate	2 3
									201 N	Ohio	9 8
									204 N	Toledo	3 6
									212 N	Bethune-Cookman	11 9
									215 A	Boston U.	6 3
									215 A	Boston U.	13 10
									215 A	Boston U.	4 0
									223 N	Canisius	1 7
									223 N	Canisius	3 6
									223 N	Canisius	4 2
									228 H	Fairleigh Dickinson	7 2
									235 N	Brown	4 2
									235 N	Brown	3 7
									236 H	Holy Cross	7 1
									236 H	Holy Cross	5 2
									236 H	Holy Cross	2 1
LAST 10 GAMES			131 H	Bucknell	1 10	215 A	Boston U.	6 3	235 N	Brown	4 2
			131 H	Bucknell	1 4	215 A	Boston U.	13 10	235 N	Brown	3 7
			131 H	Bucknell	2 3	215 A	Boston U.	4 0	236 H	Holy Cross	7 1
			265 A	Siena	6 2	292 H	Saint Peter's	8 5	236 H	Holy Cross	5 2
			265 A	Siena	1 1	269 A	Lafayette	3 4	236 H	Holy Cross	2 1

Non-Div. I Games:

Army West Point



RPI	S	Opponent	Score	
240	N	UMass Lowell	8	13
240	N	UMass Lowell	7	8
251	N	Cornell	11	10
251	N	Cornell	5	3
259	H	Iona	7	6
265	A	Siena	6	2
265	A	Siena	1	1
269	A	Lafayette	3	4
269	A	Lafayette	7	4
269	A	Lafayette	9	1
276	N	Quinnipiac	5	7
292	H	Saint Peter's	8	5

Army West Point

A  
r  
m  
y  
W  
e  
s  
t  
P  
o  
i  
n  
t

A  
r  
m  
y  
W  
e  
s  
t  
P  
o  
i  
n  
t



Average RPI Win: 186		WON-LOST	WINNING	LAST 10	STRENGTH OF		OPP. STRENGTH	TEAM	ADJ	CONF.	ADJ CONF.
Average RPI Loss: 137		RECORD	PCT. RANK	GAMES	SCHEDULE		OF SCHEDULE	RPI	RPI	RPI	RPI
DIV. I ONLY		13-25-0	.34211	223	4-6-0		196	154	226	.43846	231
DIV. I NON-CONF.		9-18-0	.33333	206	1-1-0		204	128	222	.43866	227
TOTALS		RPI 1-25	RPI 26-50		W-L RECORDS		RPI 51-100		RPI 101-150		RPI 150+
13-25-0		0-3-0	1-4-0		OVERALL		1-1-0		2-5-0		9-12-0
3-5-0		0-0-0	0-0-0		HOME		1-1-0		0-0-0		2-4-0
4-11-0		0-3-0	0-2-0		AWAY		0-0-0		1-2-0		3-4-0
6-9-0		0-0-0	1-2-0		NEUTRAL		0-0-0		1-3-0		4-4-0
9-18-0		0-3-0	1-4-0		NON-CONFERENCE		0-0-0		2-3-0		6-8-0
0-2-0		0-0-0	0-0-0		HOME		0-0-0		0-0-0		0-2-0
3-7-0		0-3-0	0-0-		AWAY		0-0-0		1-0-0		2-2-0
6-9-0		0-0-0	1-2-0		NEUTRAL		0-0-0		1-3-0		4-4-0
4-7-0		0-0-0	0-0-0		CONFERENCE		1-1-0		0-2-0		3-4-0
3-3-0		0-0-0	0-0-0		HOME		1-1-0		0-0-0		2-2-0
1-4-0		0-0-0	0-0-0		AWAY		0-0-0		0-2-0		1-2-0
0-0-0		0-0-0	0-0-0		NEUTRAL		0-0-0		0-0-0		0-0-0
RPI S	Opponent	Score	RPI S	Opponent	Score	RPI S	Opponent	Score	RPI S	Opponent	Score
4 A	Michigan	1 11	26 A	Texas A&M	0 8	66 H	Kent St.	2 0	103 N	Penn St.	2 1
15 A	Notre Dame	2 10	26 A	Texas A&M	1 6	66 H	Kent St.	1 2	114 N	Missouri St.	0 4
24 A	Kansas	2 13	40 N	Georgia St.	10 9				114 N	Missouri St.	1 4
			40 N	Georgia St.	3 9				122 N	FGCU	0 9
			40 N	Georgia St.	1 6				146 A	Michigan St.	6 5
									147 A	Central Mich.	4 7
									147 A	Central Mich.	2 5
									167 H	Miami (OH)	4 9
									167 H	Miami (OH)	7 9
									168 A	Akron	4 3
									169 N	Villanova	3 1
									170 N	UMKC	4 9
									170 N	UMKC	2 7
									199 N	Robert Morris	4 7
									201 A	Ohio	2 7
									201 A	Ohio	2 12
									203 A	East Tenn. St.	4 14
									203 A	East Tenn. St.	7 4
									240 N	UMass Lowell	3 0
									243 H	Buffalo	15 7
									243 H	Buffalo	5 2
									246 N	Columbia	6 0
									261 H	North Dakota	4 5
									261 H	North Dakota	5 6
									261 N	North Dakota	11 14
									265 N	Siena	5 4
									282 A	Detroit	7 8
LAST 10 GAMES			LAST 10 GAMES			LAST 10 GAMES			LAST 10 GAMES		
			66 H	Kent St.	2 0				147 A	Central Mich.	4 7
			66 H	Kent St.	1 2				147 A	Central Mich.	2 5
			243 H	Buffalo	5 2				4 A	Michigan	1 11
			243 H	Buffalo	15 7				201 A	Ohio	2 7
			146 A	Michigan St.	6 5				201 A	Ohio	2 12

Non-Div. I Games:

Eastern Mich.



RPI	S	Opponent	Score	
282	A	Detroit	11	8

Eastern Mich.

E  
a  
s  
t  
e  
r  
n  
M  
i  
c  
h  
.

E  
a  
s  
t  
e  
r  
n  
M  
i  
c  
h  
.



Average RPI Win:	219	WON-LOST RECORD	WINNING PCT. RANK	LAST 10 GAMES	STRENGTH OF SCHEDULE	OPP. STRENGTH OF SCHEDULE	TEAM RPI	ADJ RPI	CONF. RPI	ADJ CONF. RPI		
DIV. I ONLY		13-20-0	.39394	201	3-7-0	223	250	233	.43654	232	29	29
DIV. I NON-CONF.		7-12-0	.36842	192	1-1-0	197	244	217	.44442	214	29	29
TOTALS	RPI 1-25	RPI 26-50	W-L RECORDS		RPI 51-100	RPI 101-150	RPI 150+					
13-20-0	0-0-0	0-0-0	OVERALL		0-5-0	0-2-0	13-13-0					
3-3-0	0-0-0	0-0-0	HOME		0-0-0	0-0-0	3-3-0					
5-7-0	0-0-0	0-0-0	AWAY		0-0-0	0-0-0	5-7-0					
5-10-0	0-0-0	0-0-0	NEUTRAL		0-5-0	0-2-0	5-3-0					
7-12-0	0-0-0	0-0-0	NON-CONFERENCE		0-5-0	0-2-0	7-5-0					
0-0-0	0-0-0	0-0-0	HOME		0-0-0	0-0-0	0-0-0					
2-2-0	0-0-0	0-0-	AWAY		0-0-0	0-0-0	2-2-0					
5-10-0	0-0-0	0-0-0	NEUTRAL		0-5-0	0-2-0	5-3-0					
6-8-0	0-0-0	0-0-0	CONFERENCE		0-0-0	0-0-0	6-8-0					
3-3-0	0-0-0	0-0-0	HOME		0-0-0	0-0-0	3-3-0					
3-5-0	0-0-0	0-0-0	AWAY		0-0-0	0-0-0	3-5-0					
0-0-0	0-0-0	0-0-0	NEUTRAL		0-0-0	0-0-0	0-0-0					
RPI	S	Opponent	Score	RPI	S	Opponent	Score	RPI	S	Opponent	Score	
						51 N North Dakota St.	0 8	135 N Albany (NY)	1 2			
						55 N South Fla.	0 11	135 N Albany (NY)	2 3			
						68 N Lehigh	2 3	156 A Wisconsin	15 9			
						75 N Rutgers	5 11	156 A Wisconsin	2 6			
						99 N Iowa	0 6	165 N Western Mich.	8 0			
								166 A UNI	11 15			
								166 A UNI	1 0			
								171 N Saint Joseph's	3 7			
								172 N Western Ill.	0 1			
								172 N Western Ill.	3 13			
								178 A Ill.-Chicago	2 5			
								178 A Ill.-Chicago	4 7			
								185 N Southern Utah	5 3			
								200 H Cleveland St.	4 3			
								200 H Cleveland St.	4 6			
								200 H Cleveland St.	12 4			
								214 A Oakland	2 5			
								214 A Oakland	6 4			
								214 A Oakland	1 2			
								216 H Wright St.	3 8			
								216 H Wright St.	2 15			
								216 H Wright St.	7 4			
								252 N Yale	3 1			
								256 A Valparaiso	12 7			
								256 A Valparaiso	2 10			
								256 A Valparaiso	7 2			
								292 N Saint Peter's	8 4			
LAST 10 GAMES												
						214 A Oakland	2 5	216 H Wright St.	2 15	252 N Yale	3 1	
						214 A Oakland	6 4	216 H Wright St.	7 4	256 A Valparaiso	12 7	
						214 A Oakland	1 2	216 H Wright St.	3 8	256 A Valparaiso	2 10	
						156 A Wisconsin	15 9	178 A Ill.-Chicago	4 7	256 A Valparaiso	7 2	
						156 A Wisconsin	2 6	178 A Ill.-Chicago	2 5	292 N Saint Peter's	8 4	

Non-Div. I Games: Wis.-Parkside 2 10 Wis.-Parkside 12 4

Green Bay



RPI	S	Opponent	Score	
292	N	Saint Peter's	3	0

Green Bay

G  
r  
e  
e  
n  
B  
a  
y

G  
r  
e  
e  
n  
B  
a  
y



Average RPI Win:		206	WON-LOST RECORD		WINNING PCT. RANK		LAST 10 GAMES		STRENGTH OF SCHEDULE		OPP. STRENGTH OF SCHEDULE		TEAM RPI		ADJ RPI		CONF. RPI		ADJ CONF. RPI				
DIV. I ONLY			12-20-1		.37879	205		5-3-0		234		221		236		.43651	233		25		24		
DIV. I NON-CONF.			5-14-1		.275	241		0-0-0		111		205		210		.4492	206		24		23		
TOTALS		RPI 1-25		RPI 26-50				W-L RECORDS				RPI 51-100				RPI 101-150				RPI 150+			
12-20-1		0-1-0		0-0-0				OVERALL				2-3-0				0-4-0				10-12-1			
4-1-0		0-0-0		0-0-0				HOME				1-0-0				0-1-0				3-0-0			
3-12-0		0-1-0		0-0-0				AWAY				0-2-0				0-1-0				3-8-0			
5-7-1		0-0-0		0-0-0				NEUTRAL				1-1-0				0-2-0				4-4-1			
5-14-1		0-1-0		0-0-0				NON-CONFERENCE				1-3-0				0-4-0				4-6-1			
0-1-0		0-0-0		0-0-0				HOME				0-0-0				0-1-0				0-0-0			
0-6-0		0-1-0		0-0-				AWAY				0-2-0				0-1-0				0-2-0			
5-7-1		0-0-0		0-0-0				NEUTRAL				1-1-0				0-2-0				4-4-1			
7-6-0		0-0-0		0-0-0				CONFERENCE				1-0-0				0-0-0				6-6-0			
4-0-0		0-0-0		0-0-0				HOME				1-0-0				0-0-0				3-0-0			
3-6-0		0-0-0		0-0-0				AWAY				0-0-0				0-0-0				3-6-0			
0-0-0		0-0-0		0-0-0				NEUTRAL				0-0-0				0-0-0				0-0-0			
RPI	S	Opponent			Score			RPI	S	Opponent			Score			RPI	S	Opponent			Score		
24	A	Kansas			0 5											116	N	Saint Louis			10 11		
																116	N	Saint Louis			0 18		
																118	A	Colorado St.			0 6		
																118	H	Colorado St.			6 8		
																159	N	Creighton			2 3		
																159	N	Creighton			11 3		
																163	N	Southern Ill.			10 10		
																170	N	UMKC			4 5		
																170	N	UMKC			9 12		
																173	A	Sacramento St.			0 8		
																173	A	Sacramento St.			1 6		
																173	A	Sacramento St.			4 5		
																182	A	Omaha			0 8		
																182	A	Omaha			2 4		
																205	N	Santa Clara			2 10		
																205	N	Santa Clara			5 0		
																217	N	Nevada			2 1		
																217	N	Nevada			6 4		
																241	A	Montana			12 13		
																241	A	Montana			4 3		
																241	A	Montana			4 1		
																244	A	Portland St.			3 4		
																244	A	Portland St.			1 3		
																244	A	Portland St.			10 3		
																261	H	North Dakota			14 1		
																261	H	North Dakota			16 4		
																261	H	North Dakota			7 1		
																261	H	North Dakota			14 1		

Non-Div. I Games: UC-Colo. Springs 20 16 UC-Colo. Springs 15 3

Northern Colo.



Average RPI Win:		274	WON-LOST RECORD		WINNING PCT. RANK		LAST 10 GAMES		STRENGTH OF SCHEDULE		OPP. STRENGTH OF SCHEDULE		TEAM RPI		ADJ RPI		CONF. RPI		ADJ CONF. RPI								
DIV. I ONLY			15-15-0		.5 132		8-2-0		275		264		234		.43206 234		31		31								
DIV. I NON-CONF.			4-13-0		.23529 256		0-1-0		230		162		260		.40716 257		31		31								
TOTALS		RPI 1-25		RPI 26-50		W-L RECORDS		RPI 51-100		RPI 101-150		RPI 150+															
15-15-0		0-2-0		0-2-0		OVERALL		0-4-0		0-2-0		15-5-0															
6-1-0		0-0-0		0-0-0		HOME		0-0-0		0-0-0		6-1-0															
5-11-0		0-2-0		0-2-0		AWAY		0-4-0		0-2-0		5-1-0															
4-3-0		0-0-0		0-0-0		NEUTRAL		0-0-0		0-0-0		4-3-0															
4-13-0		0-2-0		0-2-0		NON-CONFERENCE		0-4-0		0-2-0		4-3-0															
0-0-0		0-0-0		0-0-0		HOME		0-0-0		0-0-0		0-0-0															
0-10-0		0-2-0		0-0-		AWAY		0-4-0		0-2-0		0-0-0															
4-3-0		0-0-0		0-0-0		NEUTRAL		0-0-0		0-0-0		4-3-0															
11-2-0		0-0-0		0-0-0		CONFERENCE		0-0-0		0-0-0		11-2-0															
6-1-0		0-0-0		0-0-0		HOME		0-0-0		0-0-0		6-1-0															
5-1-0		0-0-0		0-0-0		AWAY		0-0-0		0-0-0		5-1-0															
0-0-0		0-0-0		0-0-0		NEUTRAL		0-0-0		0-0-0		0-0-0															
RPI	S	Opponent		Score		RPI	S	Opponent		Score		RPI	S	Opponent		Score											
20	A	Georgia		0	8	40	A	Georgia St.		8	16	81	A	Mercer		2	7	121	A	Jacksonville	8	12					
20	A	Georgia		3	15	40	A	Georgia St.		5	14	81	A	Mercer		3	5	121	A	Jacksonville	9	10					
												89	A	Georgia Tech		7	15	207	N	Campbell	5	11					
												89	A	Georgia Tech		0	18	250	A	Florida A&M	2	3					
																		250	A	Florida A&M	11	7					
																		250	A	Florida A&M	5	4					
																		258	N	Abilene Christian	11	8					
																		264	N	Mississippi Val.	2	3					
																		267	N	Jackson St.	1	4					
																		273	H	Howard	8	7					
																		273	H	Howard	12	4					
																		274	N	Alabama St.	8	5					
																		278	A	N.C. A&T	19	3					
																		278	A	N.C. A&T	7	6					
																		278	A	N.C. A&T	9	0					
																		279	H	N.C. Central	7	3					
																		279	H	N.C. Central	11	8					
																		279	H	N.C. Central	10	2					
																		288	N	Grambling	7	1					
																		289	H	UMES	9	12					
																		289	H	UMES	12	2					
																		291	N	Alabama A&M	7	3					
						LAST 10 GAMES																					
						278 A N.C. A&T						9	0	279 H N.C. Central						7	3						
						278 A N.C. A&T						19	3	250 A Florida A&M						5	4						
						278 A N.C. A&T						7	6	250 A Florida A&M						2	3						
						279 H N.C. Central						11	8	250 A Florida A&M						11	7						
						279 H N.C. Central						10	2	81 A Mercer						3	5						

Non-Div. I Games:

Savannah St.



Average RPI Win: 192		WON-LOST	WINNING	LAST 10	STRENGTH OF		OPP. STRENGTH	TEAM	ADJ		CONF.	ADJ CONF.	
Average RPI Loss: 191		RECORD	PCT. RANK	GAMES	SCHEDULE		OF SCHEDULE	RPI	RPI		RPI	RPI	
DIV. I ONLY		11-19-0	.36667	211	3-7-0		208	255	237	.43172	235	28	28
DIV. I NON-CONF.		6-8-0	.42857	165	1-1-0		235	276	214	.44418	216	28	28
<hr/>													
TOTALS		RPI 1-25		RPI 26-50		W-L RECORDS		RPI 51-100		RPI 101-150		RPI 150+	
11-19-0		0-0-0		0-0-0		OVERALL		1-3-0		2-2-0		8-14-0	
3-6-0		0-0-0		0-0-0		HOME		0-0-0		0-0-0		3-6-0	
4-8-0		0-0-0		0-0-0		AWAY		1-3-0		0-0-0		3-5-0	
4-5-0		0-0-0		0-0-0		NEUTRAL		0-0-0		2-2-0		2-3-0	
6-8-0		0-0-0		0-0-0		NON-CONFERENCE		0-0-0		2-2-0		4-6-0	
0-1-0		0-0-0		0-0-0		HOME		0-0-0		0-0-0		0-1-0	
2-2-0		0-0-0		0-0-		AWAY		0-0-0		0-0-0		2-2-0	
4-5-0		0-0-0		0-0-0		NEUTRAL		0-0-0		2-2-0		2-3-0	
5-11-0		0-0-0		0-0-0		CONFERENCE		1-3-0		0-0-0		4-8-0	
3-5-0		0-0-0		0-0-0		HOME		0-0-0		0-0-0		3-5-0	
2-6-0		0-0-0		0-0-0		AWAY		1-3-0		0-0-0		1-3-0	
0-0-0		0-0-0		0-0-0		NEUTRAL		0-0-0		0-0-0		0-0-0	
RPI	S	Opponent	Score	RPI	S	Opponent	Score	RPI	S	Opponent	Score	RPI	S
								95	A	Dartmouth	9 0	131	N
								95	A	Dartmouth	0 4	131	N
								95	A	Dartmouth	0 6	145	N
								95	A	Dartmouth	1 6	145	N
												188	A
												188	A
												194	H
												194	H
												196	H
												202	H
												202	H
												202	H
												202	H
												205	A
												211	A
												211	A
												223	N
												224	A
												230	N
												230	N
												246	H
												246	H
												251	A
												251	A
												255	N
												255	N
LAST 10 GAMES													
								95	A	Dartmouth	0 4	202	H
								95	A	Dartmouth	0 6	202	H
								95	A	Dartmouth	1 6	202	H
								95	A	Dartmouth	9 0	202	H
								196	H	Providence	2 10	224	A

Non-Div. I Games:

Brown



Average RPI Win:	206	WON-LOST RECORD	WINNING PCT. RANK	LAST 10 GAMES	STRENGTH OF SCHEDULE	OPP. STRENGTH OF SCHEDULE	TEAM RPI	ADJ RPI	CONF. RPI	ADJ CONF. RPI	
Average RPI Loss:	193										
DIV. I ONLY	7-14-0	.33333	229	4-6-0	130	285	231	.43166	236	23	25
DIV. I NON-CONF.	2-7-0	.22222	259	1-3-0	233	295	277	.37379	277	26	26
<hr/>											
TOTALS	RPI 1-25	RPI 26-50		W-L RECORDS		RPI 51-100		RPI 101-150		RPI 150+	
7-14-0	0-0-0	0-0-0		OVERALL		1-3-0		0-0-0		6-11-0	
3-5-0	0-0-0	0-0-0		HOME		1-2-0		0-0-0		2-3-0	
4-8-0	0-0-0	0-0-0		AWAY		0-0-0		0-0-0		4-8-0	
0-1-0	0-0-0	0-0-0		NEUTRAL		0-1-0		0-0-0		0-0-0	
2-7-0	0-0-0	0-0-0		NON-CONFERENCE		0-1-0		0-0-0		2-6-0	
0-2-0	0-0-0	0-0-0		HOME		0-0-0		0-0-0		0-2-0	
2-4-0	0-0-0	0-0-		AWAY		0-0-0		0-0-0		2-4-0	
0-1-0	0-0-0	0-0-0		NEUTRAL		0-1-0		0-0-0		0-0-0	
5-7-0	0-0-0	0-0-0		CONFERENCE		1-2-0		0-0-0		4-5-0	
3-3-0	0-0-0	0-0-0		HOME		1-2-0		0-0-0		2-1-0	
2-4-0	0-0-0	0-0-0		AWAY		0-0-0		0-0-0		2-4-0	
0-0-0	0-0-0	0-0-0		NEUTRAL		0-0-0		0-0-0		0-0-0	
RPI	S	Opponent	Score	RPI	S	Opponent	Score	RPI	S	Opponent	Score
						68 H Lehigh	4 3	164 A Nicholls St.	3	9	
						68 H Lehigh	3 4	164 A Nicholls St.	6	15	
						68 H Lehigh	0 6	197 A Colgate	4	6	
						78 N McNeese St.	1 5	197 A Colgate	5	4	
								197 A Colgate	6	5	
								215 H Boston U.	1	9	
								215 H Boston U.	6	3	
								215 H Boston U.	8	4	
								230 A Army West Point	2	5	
								230 A Army West Point	1	7	
								230 A Army West Point	1	2	
								253 H Marist	0	9	
								253 H Marist	3	11	
								275 A Southern U.	7	2	
								275 A Southern U.	3	5	
								276 A Quinnipiac	1	10	
								276 A Quinnipiac	9	1	
				LAST 10 GAMES							
				197 A Colgate	5	4	253 H Marist	0	9		
				197 A Colgate	4	6	253 H Marist	3	11		
				197 A Colgate	6	5	68 H Lehigh	3	4		
				276 A Quinnipiac	1	10	68 H Lehigh	0	6		
				276 A Quinnipiac	9	1	68 H Lehigh	4	3		

Non-Div. I Games:

Holy Cross



[illegible]

**Non-Div. I Games:**

Gardner-Webb



Gardner-Webb



Monmouth

Monmouth



Average RPI Win:	214	WON-LOST RECORD	WINNING PCT. RANK	LAST 10 GAMES	STRENGTH OF SCHEDULE	OPP. STRENGTH OF SCHEDULE	TEAM RPI	ADJ RPI	CONF. RPI	ADJ CONF. RPI	
DIV. I ONLY	11-24-0	.31429	243	5-5-0	154	257	235	.42882	239	27	27
DIV. I NON-CONF.	7-15-0	.31818	221	2-2-0	186	264	238	.42703	239	27	27
TOTALS	RPI 1-25	RPI 26-50	W-L RECORDS	RPI 51-100	RPI 101-150	RPI 150+					
11-24-0	0-0-0	0-0-0	OVERALL	0-2-0	2-10-0	9-12-0					
5-5-0	0-0-0	0-0-0	HOME	0-0-0	0-3-0	5-2-0					
1-8-0	0-0-0	0-0-0	AWAY	0-0-0	0-2-0	1-6-0					
5-11-0	0-0-0	0-0-0	NEUTRAL	0-2-0	2-5-0	3-4-0					
7-15-0	0-0-0	0-0-0	NON-CONFERENCE	0-2-0	1-6-0	6-7-0					
2-2-0	0-0-0	0-0-0	HOME	0-0-0	0-1-0	2-1-0					
1-4-0	0-0-0	0-0-	AWAY	0-0-0	0-2-0	1-2-0					
4-9-0	0-0-0	0-0-0	NEUTRAL	0-2-0	1-3-0	3-4-0					
4-9-0	0-0-0	0-0-0	CONFERENCE	0-0-0	1-4-0	3-5-0					
3-3-0	0-0-0	0-0-0	HOME	0-0-0	0-2-0	3-1-0					
0-4-0	0-0-0	0-0-0	AWAY	0-0-0	0-0-0	0-4-0					
1-2-0	0-0-0	0-0-0	NEUTRAL	0-0-0	1-2-0	0-0-0					
RPI S	Opponent	Score	RPI S	Opponent	Score	RPI S	Opponent	Score	RPI S	Opponent	Score
						68 N	Lehigh	0 5	102 H	Stony Brook	6 12
						98 N	Murray St.	1 2	105 N	Boston College	1 4
									110 A	Stetson	0 5
									111 N	Central Ark.	3 1
									120 N	Saint Francis (PA)	2 3
									120 N	Saint Francis (PA)	7 6
									120 N	Saint Francis (PA)	1 7
									123 A	Coastal Caro.	1 11
									125 H	Central Conn. St.	0 3
									125 H	Central Conn. St.	0 3
									131 N	Bucknell	1 9
									134 N	Northern Ill.	0 1
									154 N	Presbyterian	0 6
									168 N	Akron	1 0
									174 N	La Salle	7 4
									178 N	Ill.-Chicago	1 4
									179 N	Middle Tenn.	2 3
									195 H	LIU Brooklyn	0 3
									195 H	LIU Brooklyn	8 1
									199 A	Robert Morris	1 9
									199 A	Robert Morris	0 2
									224 A	Bryant	1 3
									224 A	Bryant	2 10
									227 N	Radford	4 5
									249 A	Fairfield	0 6
									250 N	Florida A&M	5 4
									252 A	Yale	8 3

Non-Div. I Games:

Sacred Heart



RPI	S	Opponent	Score	
252	A	Yale	3	4
265	H	Siena	2	4
265	H	Siena	1	0
271	H	Wagner	2	1
271	H	Wagner	4	3
276	H	Quinnipiac	6	0

Sacred Heart

S  
a  
c  
r  
e  
d  
H  
e  
a  
r  
t

S  
a  
c  
r  
e  
d  
H  
e  
a  
r  
t



**Non-Div. I Games:**

UMass Lowell



RPI	S	Opponent	Score	
280	H	Rhode Island	9	0
287	A	Hartford	8	0
287	A	Hartford	8	1
287	A	Hartford	8	2

UMass Lowell

U  
M  
a  
s  
s  
L  
o  
w  
e  
l  
l

U  
M  
a  
s  
s  
L  
o  
w  
e  
l  
l



Average RPI Win:		191	WON-LOST RECORD		WINNING PCT. RANK		LAST 10 GAMES		STRENGTH OF SCHEDULE		OPP. STRENGTH OF SCHEDULE		TEAM RPI		ADJ RPI		CONF. RPI		ADJ CONF. RPI				
DIV. I ONLY			11-29-0		.275	260	5-3-0		192		160		241		.42647	241	25		24				
DIV. I NON-CONF.			4-21-0		.16	277	0-0-0		116		120		245		.42064	244	24		23				
TOTALS		RPI 1-25		RPI 26-50		W-L RECORDS		RPI 51-100		RPI 101-150		RPI 150+											
11-29-0		0-1-0		0-3-0		OVERALL		1-8-0		2-6-0		8-11-0											
7-5-0		0-0-0		0-0-0		HOME		1-2-0		0-0-0		6-3-0											
2-9-0		0-0-0		0-2-0		AWAY		0-0-0		2-3-0		0-4-0											
2-15-0		0-1-0		0-1-0		NEUTRAL		0-6-0		0-3-0		2-4-0											
4-21-0		0-1-0		0-3-0		NON-CONFERENCE		0-6-0		2-6-0		2-5-0											
0-0-0		0-0-0		0-0-0		HOME		0-0-0		0-0-0		0-0-0											
2-6-0		0-0-0		0-0-		AWAY		0-0-0		2-3-0		0-1-0											
2-15-0		0-1-0		0-1-0		NEUTRAL		0-6-0		0-3-0		2-4-0											
7-8-0		0-0-0		0-0-0		CONFERENCE		1-2-0		0-0-0		6-6-0											
7-5-0		0-0-0		0-0-0		HOME		1-2-0		0-0-0		6-3-0											
0-3-0		0-0-0		0-0-0		AWAY		0-0-0		0-0-0		0-3-0											
0-0-0		0-0-0		0-0-0		NEUTRAL		0-0-0		0-0-0		0-0-0											
RPI	S	Opponent		Score		RPI	S	Opponent		Score		RPI	S	Opponent		Score							
18	N	Minnesota		2	5	44	A	Fresno St.		1	5	51	N	North Dakota St.		3	10	115	N	Cal Poly		1	2
						47	N	Nebraska		4	13	51	N	North Dakota St.		6	8	118	N	Colorado St.		4	5
						49	A	New Mexico St.		0	8	66	N	Kent St.		2	8	124	A	UC Davis		1	4
												66	N	Kent St.		1	6	133	A	San Diego		11	5
												70	H	Idaho St.		6	3	133	A	San Diego		3	5
												70	H	Idaho St.		3	5	140	N	Bakersfield		0	4
												70	H	Idaho St.		4	5	142	A	Pacific		6	2
												80	N	UTSA		4	12	142	A	Pacific		6	7
												88	N	Texas Tech		5	8	173	A	Sacramento St.		1	9
																		173	A	Sacramento St.		1	9
																		173	A	Sacramento St.		8	9
																		185	H	Southern Utah		8	2
																		185	H	Southern Utah		6	2
																		185	H	Southern Utah		6	7
																		186	N	Utah St.		3	5
																		186	N	Utah St.		5	3
																		188	N	St. Mary's (CA)		5	4
																		188	N	St. Mary's (CA)		6	7
																		196	N	Providence		0	3
																		222	N	South Dakota St.		3	10
																		226	A	Boise St.		3	4
						LAST 10 GAMES												233	H	Northern Colo.		13	12
						185	H	Southern Utah		6	7	233	H	Northern Colo.		1	4	233	H	Northern Colo.		1	4
						185	H	Southern Utah		8	2	261	H	North Dakota		4	3	233	H	Northern Colo.		3	4
						185	H	Southern Utah		6	2	261	H	North Dakota		8	4	261	H	North Dakota		8	4
						233	H	Northern Colo.		13	12	261	H	North Dakota		13	1	261	H	North Dakota		13	1
						233	H	Northern Colo.		3	4	124	A	UC Davis		1	4	261	H	North Dakota		4	3

Non-Div. I Games: Carroll (MT) 10 0 Carroll (MT) 12 0

Montana



Average RPI Win: 190		WON-LOST	WINNING	LAST 10	STRENGTH OF		OPP. STRENGTH	TEAM	ADJ		CONF.	ADJ CONF.			
Average RPI Loss: 141		RECORD	PCT. RANK	GAMES	SCHEDULE		OF SCHEDULE	RPI	RPI		RPI	RPI			
DIV. I ONLY		13-30-0	.30233	250	2-8-0		204	199	243	.4253	242	16	16		
DIV. I NON-CONF.		10-13-0	.43478	164	1-1-0		148	227	176	.47432	179	15	15		
TOTALS		RPI 1-25	RPI 26-50		W-L RECORDS		RPI 51-100		RPI 101-150		RPI 150+				
13-30-0		0-1-0	0-1-0		OVERALL		0-5-0		3-7-0		10-16-0				
2-6-0		0-0-0	0-0-0		HOME		0-0-0		0-0-0		2-6-0				
3-14-0		0-1-0	0-0-0		AWAY		0-3-0		3-5-0		0-5-0				
8-10-0		0-0-0	0-1-0		NEUTRAL		0-2-0		0-2-0		8-5-0				
10-13-0		0-1-0	0-1-0		NON-CONFERENCE		0-1-0		3-4-0		7-6-0				
1-0-0		0-0-0	0-0-0		HOME		0-0-0		0-0-0		1-0-0				
3-5-0		0-1-0	0-0-		AWAY		0-0-0		3-2-0		0-2-0				
6-8-0		0-0-0	0-1-0		NEUTRAL		0-1-0		0-2-0		6-4-0				
3-17-0		0-0-0	0-0-0		CONFERENCE		0-4-0		0-3-0		3-10-0				
1-6-0		0-0-0	0-0-0		HOME		0-0-0		0-0-0		1-6-0				
0-9-0		0-0-0	0-0-0		AWAY		0-3-0		0-3-0		0-3-0				
2-2-0		0-0-0	0-0-0		NEUTRAL		0-1-0		0-0-0		2-1-0				
RPI S	Opponent	Score		RPI S	Opponent	Score		RPI S	Opponent	Score		RPI S	Opponent	Score	
12 A	Arizona	2	6	50 N	San Jose St.	2	11	93 A	Drake	1	2	108 N	Samford	4	5
								93 A	Drake	3	11	114 A	Missouri St.	1	6
								93 A	Drake	1	4	114 A	Missouri St.	0	6
								93 N	Drake	1	9	114 A	Missouri St.	5	8
								95 N	Dartmouth	0	5	117 A	Col. of Charleston	3	2
												121 N	Jacksonville	0	5
												123 A	Coastal Caro.	4	2
												123 A	Coastal Caro.	0	10
												134 A	Northern Ill.	1	3
												134 A	Northern Ill.	6	5
												151 N	Liberty	1	2
												152 N	Butler	6	5
												153 A	DePaul	1	4
												160 H	Indiana St.	7	6
												160 H	Indiana St.	6	9
												161 A	Charleston So.	2	4
												163 H	Southern Ill.	3	5
												163 H	Southern Ill.	2	10
												163 H	Southern Ill.	0	8
												166 H	UNI	1	2
												166 H	UNI	0	11
LAST 10 GAMES															
				163 H	Southern Ill.	2	10	160 H	Indiana St.	7	6	167 N	Miami (OH)	3	4
				163 H	Southern Ill.	3	5	114 A	Missouri St.	5	8	171 N	Saint Joseph's	9	5
				163 H	Southern Ill.	0	8	114 A	Missouri St.	0	6	171 N	Saint Joseph's	0	7
				153 A	DePaul	1	4	114 A	Missouri St.	1	6	176 N	Loyola Marymount	11	1
				160 H	Indiana St.	6	9	114 A	Missouri St.	1	6	178 H	Ill.-Chicago	12	2
								134 A	Northern Ill.	6	5	192 A	Bradley	3	5

Non-Div. I Games:

Loyola Chicago



Loyola Chicago



Average RPI Win:	209	WON-LOST RECORD	WINNING PCT. RANK	LAST 10 GAMES	STRENGTH OF SCHEDULE	OPP. STRENGTH OF SCHEDULE	TEAM RPI	ADJ RPI	CONF. RPI	ADJ CONF. RPI		
DIV. I ONLY		9-33-0	.21429	278	2-8-0	132	195	244	.42187	243	18	18
DIV. I NON-CONF.		8-22-0	.26667	245	1-2-0	153	197	237	.4336	234	18	18
<hr/>												
TOTALS	RPI 1-25	RPI 26-50		W-L RECORDS		RPI 51-100		RPI 101-150		RPI 150+		
9-33-0	0-0-0	1-2-0		OVERALL		0-13-0		1-6-0		7-12-0		
1-3-0	0-0-0	0-0-0		HOME		0-0-0		0-0-0		1-3-0		
2-19-0	0-0-0	1-1-0		AWAY		0-7-0		1-5-0		0-6-0		
6-11-0	0-0-0	0-1-0		NEUTRAL		0-6-0		0-1-0		6-3-0		
8-22-0	0-0-0	1-2-0		NON-CONFERENCE		0-9-0		0-5-0		7-6-0		
1-1-0	0-0-0	0-0-0		HOME		0-0-0		0-0-0		1-1-0		
1-12-0	0-0-0	1-0-		AWAY		0-5-0		0-4-0		0-2-0		
6-9-0	0-0-0	0-1-0		NEUTRAL		0-4-0		0-1-0		6-3-0		
1-11-0	0-0-0	0-0-0		CONFERENCE		0-4-0		1-1-0		0-6-0		
0-2-0	0-0-0	0-0-0		HOME		0-0-0		0-0-0		0-2-0		
1-7-0	0-0-0	0-0-0		AWAY		0-2-0		1-1-0		0-4-0		
0-2-0	0-0-0	0-0-0		NEUTRAL		0-2-0		0-0-0		0-0-0		
RPI	S	Opponent	Score	RPI	S	Opponent	Score	RPI	S	Opponent	Score	
31	N	Western Ky.	0 8	52	A	Cal St. Fullerton	0 8	115	A	Cal Poly	0 8	
42	A	CSUN	5 1	52	A	Cal St. Fullerton	4 8	115	A	Cal Poly	2 4	
42	A	CSUN	1 4	54	N	Ohio St.	6 15	118	N	Colorado St.	0 8	
				58	A	Troy	0 11	119	A	Texas-Arlington	3 11	
				65	N	Kennesaw St.	4 9	133	A	San Diego	0 2	
				65	N	Kennesaw St.	7 16	147	A	Central Mich.	4 2	
				66	A	Kent St.	3 7	147	A	Central Mich.	3 5	
				66	A	Kent St.	4 6	167	A	Miami (OH)	8 9	
				81	A	Mercer	1 8	167	A	Miami (OH)	0 6	
				81	A	Mercer	8 9	168	H	Akron	0 1	
				85	N	North Florida	5 6	168	H	Akron	0 9	
				92	N	Ball St.	6 7	176	A	Loyola Marymount	3 11	
				92	N	Ball St.	4 12	202	N	Harvard	10 7	
								206	N	Sam Houston St.	0 5	
								206	N	Sam Houston St.	0 11	
								223	H	Canisius	3 10	
								223	H	Canisius	4 1	
								224	N	Bryant	2 1	
								231	A	Eastern Mich.	7 15	
								231	A	Eastern Mich.	2 5	
								246	N	Evansville	14 13	
								250	N	Florida A&M	6 1	
								259	N	Iona	4 6	
								274	N	Alabama St.	11 8	
								277	N	Incarnate Word	10 7	
								282	A	Detroit	4 6	
LAST 10 GAMES				223	H	Canisius	4 1	259	N	Iona	4 6	
147	A	Central Mich.	4 2	223	H	Canisius	3 10	274	N	Alabama St.	11 8	
147	A	Central Mich.	3 5	168	H	Akron	0 9	277	N	Incarnate Word	10 7	
231	A	Eastern Mich.	7 15	168	H	Akron	0 1	282	A	Detroit	4 6	
231	A	Eastern Mich.	2 5	92	N	Ball St.	4 12					
282	A	Detroit	4 6									

Non-Div. I Games:

Buffalo



Average RPI Win: 222		WON-LOST RECORD		WINNING PCT. RANK		LAST 10 GAMES		STRENGTH OF SCHEDULE		OPP. STRENGTH OF SCHEDULE		TEAM RPI		ADJ RPI		CONF. RPI		ADJ CONF. RPI			
DIV. I ONLY		13-30-0		.30233		250		231		131		245		.4217		244		25		24	
DIV. I NON-CONF.		7-21-0		.25		248		241		89		253		.41358		250		24		23	
TOTALS		RPI 1-25		RPI 26-50		W-L RECORDS		RPI 51-100		RPI 101-150		RPI 150+									
13-30-0		0-2-0		0-3-0		OVERALL		0-11-0		0-1-0		13-13-0									
3-4-0		0-1-0		0-0-0		HOME		0-0-0		0-0-0		3-3-0									
4-10-0		0-0-0		0-0-0		AWAY		0-7-0		0-0-0		4-3-0									
6-16-0		0-1-0		0-3-0		NEUTRAL		0-4-0		0-1-0		6-7-0									
7-21-0		0-2-0		0-3-0		NON-CONFERENCE		0-5-0		0-1-0		7-10-0									
0-1-0		0-1-0		0-0-0		HOME		0-0-0		0-0-0		0-0-0									
1-4-0		0-0-0		0-0-		AWAY		0-1-0		0-0-0		1-3-0									
6-16-0		0-1-0		0-3-0		NEUTRAL		0-4-0		0-1-0		6-7-0									
6-9-0		0-0-0		0-0-0		CONFERENCE		0-6-0		0-0-0		6-3-0									
3-3-0		0-0-0		0-0-0		HOME		0-0-0		0-0-0		3-3-0									
3-6-0		0-0-0		0-0-0		AWAY		0-6-0		0-0-0		3-0-0									
0-0-0		0-0-0		0-0-0		NEUTRAL		0-0-0		0-0-0		0-0-0									
RPI	S	Opponent		Score		RPI	S	Opponent		Score		RPI	S	Opponent		Score					
7	N	UCLA		1	10	42	N	CSUN		0	11	52	N	Cal St. Fullerton		3	6				
23	H	Washington		0	9	44	N	Fresno St.		1	6	55	A	South Fla.		1	7				
						50	N	San Jose St.		5	8	60	N	Hawaii		0	11				
												70	A	Idaho St.		0	8				
												70	A	Idaho St.		0	8				
												70	A	Idaho St.		1	9				
												71	N	Fordham		0	8				
												81	N	Mercer		4	14				
												96	A	Weber St.		6	7				
												96	A	Weber St.		0	4				
												96	A	Weber St.		4	10				
LAST 10 GAMES						LAST 10 GAMES						LAST 10 GAMES									
261	A	North Dakota		15	5	70	A	Idaho St.		0	8	233	H	Northern Colo.		3	1				
261	A	North Dakota		14	5	233	H	Northern Colo.		3	1	233	H	Northern Colo.		3	1				
261	A	North Dakota		8	0	233	H	Northern Colo.		3	10	261	A	North Dakota		8	0				
70	A	Idaho St.		1	9	233	H	Northern Colo.		4	3	261	A	North Dakota		15	5				
70	A	Idaho St.		0	8	229	A	Seattle		3	5	261	A	North Dakota		14	5				

Non-Div. I Games:

Portland St.



Average RPI Win:	255	WON-LOST RECORD	WINNING PCT. RANK	LAST 10 GAMES	STRENGTH OF SCHEDULE	OPP. STRENGTH OF SCHEDULE	TEAM RPI	ADJ RPI	CONF. RPI	ADJ CONF. RPI	
DIV. I ONLY		20-17-0	.54054 117	5-5-0	286	261	242	.4214	245	26	26
DIV. I NON-CONF.		13-15-0	.46429 148	3-3-0	292	275	264	.39898	263	25	25
<hr/>											
TOTALS	RPI 1-25	RPI 26-50		W-L RECORDS		RPI 51-100		RPI 101-150		RPI 150+	
20-17-0	0-0-0	0-0-0		OVERALL		0-3-0		1-2-0		19-12-0	
13-5-0	0-0-0	0-0-0		HOME		0-2-0		0-0-0		13-3-0	
5-6-0	0-0-0	0-0-0		AWAY		0-0-0		1-2-0		4-4-0	
2-6-0	0-0-0	0-0-0		NEUTRAL		0-1-0		0-0-0		2-5-0	
13-15-0	0-0-0	0-0-0		NON-CONFERENCE		0-3-0		0-0-0		13-12-0	
10-5-0	0-0-0	0-0-0		HOME		0-2-0		0-0-0		10-3-0	
1-4-0	0-0-0	0-0-		AWAY		0-0-0		0-0-0		1-4-0	
2-6-0	0-0-0	0-0-0		NEUTRAL		0-1-0		0-0-0		2-5-0	
7-2-0	0-0-0	0-0-0		CONFERENCE		0-0-0		1-2-0		6-0-0	
3-0-0	0-0-0	0-0-0		HOME		0-0-0		0-0-0		3-0-0	
4-2-0	0-0-0	0-0-0		AWAY		0-0-0		1-2-0		3-0-0	
0-0-0	0-0-0	0-0-0		NEUTRAL		0-0-0		0-0-0		0-0-0	
RPI S	Opponent	Score	RPI S	Opponent	Score	RPI S	Opponent	Score	RPI S	Opponent	Score
						54 N	Ohio St.	2 6	135 A	Albany (NY)	6 11
						68 H	Lehigh	3 6	135 A	Albany (NY)	3 2
						68 H	Lehigh	1 5	135 A	Albany (NY)	0 1
									155 A	UNCW	2 4
									161 A	Charleston So.	0 8
									161 A	Charleston So.	0 8
									163 N	Southern Ill.	3 4
									171 N	Saint Joseph's	4 8
									171 N	Saint Joseph's	2 13
									174 A	La Salle	6 1
									174 A	La Salle	0 6
									189 H	George Washington	3 6
									203 N	East Tenn. St.	7 5
									209 N	Georgetown	0 3
									213 N	Morehead St.	12 2
									240 A	UMass Lowell	5 1
									240 A	UMass Lowell	10 2
									240 A	UMass Lowell	13 3
									265 H	Siena	5 2
									269 H	Lafayette	0 1
									269 H	Lafayette	8 4
									269 H	Lafayette	4 2
									272 H	Mt. St. Mary's	4 2
									272 H	Mt. St. Mary's	1 3
									273 N	Howard	4 5
									280 H	Rhode Island	5 2
									280 H	Rhode Island	8 6
			LAST 10 GAMES								
			68 H	Lehigh	1 5	174 A	La Salle	6 1			
			68 H	Lehigh	3 6	135 A	Albany (NY)	0 1			
			293 H	South Carolina St.	14 6	135 A	Albany (NY)	6 11			
			293 H	South Carolina St.	12 4	135 A	Albany (NY)	3 2			
			174 A	La Salle	0 6	240 A	UMass Lowell	10 2			

Non-Div. I Games:

UMBC



RPI	S	Opponent	Score	
287	H	Hartford	9	1
287	H	Hartford	10	0
287	H	Hartford	10	1
289	H	UMES	13	5
289	H	UMES	2	0
293	H	South Carolina St.	12	4
293	H	South Carolina St.	14	6

UMBC

U  
M  
B  
C

U  
M  
B  
C



C  
o  
l  
u  
m  
b  
i  
a

Columbia



RPI	S	Opponent	Score	
255	A	Manhattan	3	1
265	N	Siena	14	6
292	H	Saint Peter's	1	0
292	H	Saint Peter's	10	2

Columbia

C  
o  
l  
u  
m  
b  
i  
a

C  
o  
l  
u  
m  
b  
i  
a



Average RPI Win: 165		WON-LOST	WINNING	LAST 10	STRENGTH OF		OPP. STRENGTH	TEAM	ADJ		CONF.	ADJ CONF.							
Average RPI Loss: 127		RECORD	PCT. RANK	GAMES	SCHEDULE		OF SCHEDULE	RPI	RPI		RPI	RPI							
DIV. I ONLY		10-36-0	.21739	276	3-7-0		175	135	250		.41991	246	16	16					
DIV. I NON-CONF.		8-19-0	.2963	233	2-0-0		131	123	203		.45382	200	15	15					
TOTALS		RPI 1-25	RPI 26-50		W-L RECORDS		RPI 51-100		RPI 101-150		RPI 150+								
10-36-0		0-1-0	1-2-0		OVERALL		1-9-0		3-10-0		5-14-0								
1-6-0		0-0-0	0-0-0		HOME		0-0-0		0-3-0		1-3-0								
3-17-0		0-1-0	0-1-0		AWAY		1-5-0		0-5-0		2-5-0								
6-13-0		0-0-0	1-1-0		NEUTRAL		0-4-0		3-2-0		2-6-0								
8-19-0		0-1-0	1-2-0		NON-CONFERENCE		1-6-0		3-4-0		3-6-0								
0-0-0		0-0-0	0-0-0		HOME		0-0-0		0-0-0		0-0-0								
3-8-0		0-1-0	0-0-		AWAY		1-2-0		0-2-0		2-2-0								
5-11-0		0-0-0	1-1-0		NEUTRAL		0-4-0		3-2-0		1-4-0								
2-17-0		0-0-0	0-0-0		CONFERENCE		0-3-0		0-6-0		2-8-0								
1-6-0		0-0-0	0-0-0		HOME		0-0-0		0-3-0		1-3-0								
0-9-0		0-0-0	0-0-0		AWAY		0-3-0		0-3-0		0-3-0								
1-2-0		0-0-0	0-0-0		NEUTRAL		0-0-0		0-0-0		1-2-0								
RPI	S	Opponent	Score		RPI	S	Opponent	Score		RPI	S	Opponent	Score						
3	A	Auburn	0	12	27	A	South Ala.	2	10	58	A	Troy	1	3					
					43	N	Chattanooga	3	5	65	N	Kennesaw St.	4	7					
					46	N	UAB	7	6	65	N	Kennesaw St.	0	6					
										65	N	Kennesaw St.	8	10					
										72	N	Lipscomb	2	7					
										81	A	Mercer	1	7					
										81	A	Mercer	6	4					
										93	A	Drake	0	8					
										93	A	Drake	5	6					
										93	A	Drake	2	5					
												107	H	Illinois St.	1	9			
												107	H	Illinois St.	5	11			
												107	H	Illinois St.	5	14			
												114	A	Missouri St.	3	7			
												114	A	Missouri St.	0	1			
												114	A	Missouri St.	2	11			
												134	N	Northern Ill.	9	1			
												139	A	Oklahoma St.	2	8			
												139	A	Oklahoma St.	7	18			
												139	N	Oklahoma St.	8	5			
												143	N	UConn	5	2			
												143	N	UConn	3	6			
												143	N	UConn	5	10			
												152	N	Butler	1	3			
												160	A	Indiana St.	1	2			
												160	A	Indiana St.	4	7			
												160	A	Indiana St.	0	4			
												162	N	Appalachian St.	4	5			
												163	H	Southern Ill.	5	4			
												163	H	Southern Ill.	0	2			
												166	H	UNI	0	7			
												166	H	UNI	7	8			
												170	N	UMKC	3	2			
												189	N	George Washington	6	8			
												190	A	UT Martin	11	14			
												190	A	UT Martin	1	5			
												242	N	Loyola Chicago	1	10			
LAST 10 GAMES																			
					166	H	UNI	7	8	160	A	Indiana St.	1	2	170	N	UMKC	3	2
					166	H	UNI	0	7	160	A	Indiana St.	0	4	189	N	George Washington	6	8
					163	H	Southern Ill.	0	2	268	A	Austin Peay	3	2	190	A	UT Martin	11	14
					163	H	Southern Ill.	5	4	268	A	Austin Peay	15	8	190	A	UT Martin	1	5
					160	A	Indiana St.	4	7	114	A	Missouri St.	3	7	242	N	Loyola Chicago	1	10

Non-Div. I Games:

Evansville



RPI	S	Opponent	Score	
242	N	Loyola Chicago	3	2
242	N	Loyola Chicago	5	16
243	N	Buffalo	13	14
268	A	Austin Peay	15	8
268	A	Austin Peay	3	2

Evansville

E  
v  
a  
n  
s  
v  
i  
l  
l  
e

E  
v  
a  
n  
s  
v  
i  
l  
l  
e



Average RPI Win: 189		WON-LOST	WINNING	LAST 10	STRENGTH OF		OPP. STRENGTH	TEAM	ADJ		CONF.	ADJ CONF.
Average RPI Loss: 154		RECORD	PCT. RANK	GAMES	SCHEDULE		OF SCHEDULE	RPI	RPI		RPI	RPI
DIV. I ONLY		10-28-0	.26316	267	1-8-0		199	222	251		.41778	248
DIV. I NON-CONF.		5-15-0	.25	248	0-0-0		220	226	257		.41287	253
TOTALS		RPI 1-25	RPI 26-50		W-L RECORDS		RPI 51-100		RPI 101-150		RPI 150+	
10-28-0		0-0-0	1-1-0		OVERALL		1-5-0		2-8-0		6-14-0	
4-11-0		0-0-0	0-0-0		HOME		1-1-0		0-3-0		3-7-0	
3-10-0		0-0-0	1-1-0		AWAY		0-1-0		1-3-0		1-5-0	
3-7-0		0-0-0	0-0-0		NEUTRAL		0-3-0		1-2-0		2-2-0	
5-15-0		0-0-0	0-0-0		NON-CONFERENCE		0-4-0		1-4-0		4-7-0	
1-4-0		0-0-0	0-0-0		HOME		0-0-0		0-1-0		1-3-0	
1-4-0		0-0-0	0-0-		AWAY		0-1-0		0-1-0		1-2-0	
3-7-0		0-0-0	0-0-0		NEUTRAL		0-3-0		1-2-0		2-2-0	
5-13-0		0-0-0	1-1-0		CONFERENCE		1-1-0		1-4-0		2-7-0	
3-7-0		0-0-0	0-0-0		HOME		1-1-0		0-2-0		2-4-0	
2-6-0		0-0-0	1-1-0		AWAY		0-0-0		1-2-0		0-3-0	
0-0-0		0-0-0	0-0-0		NEUTRAL		0-0-0		0-0-0		0-0-0	
RPI S	Opponent	Score	RPI S	Opponent	Score	RPI S	Opponent	Score	RPI S	Opponent	Score	
			48 A SIUE		0 3	63 N Northwestern St.		0 9	116 N Saint Louis		6 2	
			48 A SIUE		2 0	63 N Northwestern St.		3 10	129 H IUPUI		2 3	
						65 A Kennesaw St.		0 5	132 H Eastern Ky.		1 4	
						83 N Furman		0 6	132 H Eastern Ky.		0 10	
						98 H Murray St.		7 3	144 N Western Caro.		5 6	
						98 H Murray St.		0 9	144 N Western Caro.		1 4	
									148 A Winthrop		8 10	
									149 A Tennessee Tech		0 7	
									149 A Tennessee Tech		8 9	
									149 A Tennessee Tech		9 5	
									157 H South Dakota		0 9	
									160 H Indiana St.		3 6	
									170 H UMKC		7 4	
									179 H Middle Tenn.		5 6	
									190 H UT Martin		3 9	
									190 H UT Martin		3 8	
									192 N Bradley		1 2	
									192 N Bradley		1 12	
									208 H Southeast Mo. St.		2 4	
									208 H Southeast Mo. St.		3 4	
									213 A Morehead St.		0 1	
									213 A Morehead St.		1 4	
									213 A Morehead St.		2 4	
									216 N Wright St.		8 7	
									218 A Memphis		6 8	
									218 A Memphis		1 9	
									267 A Jackson St.		7 3	
LAST 10 GAMES			48 A SIUE		0 3	208 H Southeast Mo. St.		2 4	213 A Morehead St.		2 4	
			48 A SIUE		2 0	208 H Southeast Mo. St.		3 4	216 N Wright St.		8 7	
			213 A Morehead St.		0 1	190 H UT Martin		3 9	218 A Memphis		6 8	
			213 A Morehead St.		1 4	190 H UT Martin		3 8	218 A Memphis		1 9	
			213 A Morehead St.		2 4	179 H Middle Tenn.		5 6	267 A Jackson St.		7 3	

Non-Div. I Games:

Belmont



RPI	S	Opponent	Score	
268	H	Austin Peay	3	2
268	H	Austin Peay	8	4
291	N	Alabama A&M	13	11

Belmont

B  
e  
l  
m  
o  
n  
t

B  
e  
l  
m  
o  
n  
t



Average RPI Win: 269		WON-LOST	WINNING	LAST 10	STRENGTH OF		OPP. STRENGTH	TEAM	ADJ	CONF.	ADJ CONF.
Average RPI Loss: 170		RECORD	PCT. RANK	GAMES	SCHEDULE		OF SCHEDULE	RPI	RPI	RPI	RPI
DIV. I ONLY		15-19-0	.44118	172	7-3-0		273	273	249	.41707	249
DIV. I NON-CONF.		4-14-0	.22222	259	0-2-0		152	266	248	.41612	249
TOTALS		RPI 1-25	RPI 26-50		W-L RECORDS		RPI 51-100		RPI 101-150		RPI 150+
15-19-0	0-2-0	0-0-0		OVERALL		0-0-0		0-4-0		15-13-0	
7-4-0	0-0-0	0-0-0		HOME		0-0-0		0-0-0		7-4-0	
6-8-0	0-1-0	0-0-0		AWAY		0-0-0		0-4-0		6-3-0	
2-7-0	0-1-0	0-0-0		NEUTRAL		0-0-0		0-0-0		2-6-0	
4-14-0	0-2-0	0-0-0		NON-CONFERENCE		0-0-0		0-4-0		4-8-0	
2-1-0	0-0-0	0-0-0		HOME		0-0-0		0-0-0		2-1-0	
1-7-0	0-1-0	0-0-0		AWAY		0-0-0		0-4-0		1-2-0	
1-6-0	0-1-0	0-0-0		NEUTRAL		0-0-0		0-0-0		1-5-0	
11-5-0	0-0-0	0-0-0		CONFERENCE		0-0-0		0-0-0		11-5-0	
5-3-0	0-0-0	0-0-0		HOME		0-0-0		0-0-0		5-3-0	
5-1-0	0-0-0	0-0-0		AWAY		0-0-0		0-0-0		5-1-0	
1-1-0	0-0-0	0-0-0		NEUTRAL		0-0-0		0-0-0		1-1-0	
RPI S	Opponent	Score		RPI S	Opponent	Score		RPI S	Opponent	Score	
17 N	James Madison	2	8					102 A	Stony Brook	2	4
21 A	UCF	2	10					102 A	Stony Brook	2	7
								125 A	Central Conn. St.	2	7
								125 A	Central Conn. St.	3	4
								152 N	Butler	3	4
								157 N	South Dakota	6	7
								159 N	Creighton	1	4
								171 A	Saint Joseph's	7	8
								178 N	Ill.-Chicago	0	9
								207 A	Campbell	1	2
								213 N	Morehead St.	4	5
								223 H	Canisius	1	4
								223 H	Canisius	6	7
								238 A	Monmouth	10	2
								238 A	Monmouth	0	8
								238 N	Monmouth	9	4
								238 N	Monmouth	2	3
								239 H	Sacred Heart	6	0
								254 N	Hampton	6	0
								265 A	Siena	5	4
								265 A	Siena	10	2
								271 A	Wagner	6	3
								276 H	Quinnipiac	6	4
								276 H	Quinnipiac	5	4
								281 A	Rider	6	4
								281 A	Rider	4	3
								284 H	Niagara	8	2
LAST 10 GAMES											
238 A	Monmouth	0	8	102 A	Stony Brook	2	4				
238 A	Monmouth	10	2	276 H	Quinnipiac	6	4				
281 A	Rider	4	3	276 H	Quinnipiac	5	4				
281 A	Rider	6	4	265 A	Siena	10	2				
102 A	Stony Brook	2	7	265 A	Siena	5	4				

Non-Div. I Games:

Fairfield



RPI	S	Opponent	Score	
284	H	Niagara	1	7
287	H	Hartford	6	2
287	H	Hartford	3	5
292	H	Saint Peter's	4	3
292	H	Saint Peter's	11	0

Fairfield

F  
a  
i  
r  
f  
i  
e  
l  
d

F  
a  
i  
r  
f  
i  
e  
l  
d



Average RPI Win: 212		WON-LOST	WINNING		LAST 10	STRENGTH OF		OPP. STRENGTH	TEAM	ADJ	CONF.	ADJ CONF.			
Average RPI Loss: 144		RECORD	PCT. RANK		GAMES	SCHEDULE		OF SCHEDULE	RPI	RPI	RPI	RPI			
DIV. I ONLY		11-33-0	.25	269	4-6-0	167		210	246	.41631	250	31	31		
DIV. I NON-CONF.		7-29-0	.19444	268	0-2-0	145		149	244	.41708	247	31	31		
<hr/>															
TOTALS		RPI 1-25	RPI 26-50		W-L RECORDS		RPI 51-100		RPI 101-150		RPI 150+				
11-33-0		0-3-0	0-1-0		OVERALL		1-9-0		1-4-0		9-16-0				
4-7-0		0-2-0	0-0-0		HOME		0-1-0		0-1-0		4-3-0				
2-5-0		0-1-0	0-0-0		AWAY		0-2-0		0-0-0		2-1-0				
5-21-0		0-0-0	0-0-0		NEUTRAL		1-6-0		1-3-0		3-12-0				
7-29-0		0-3-0	0-1-0		NON-CONFERENCE		1-9-0		1-4-0		5-12-0				
2-4-0		0-2-0	0-0-0		HOME		0-1-0		0-1-0		2-0-0				
0-4-0		0-1-0	0-0-		AWAY		0-2-0		0-0-0		0-0-0				
5-21-0		0-0-0	0-0-0		NEUTRAL		1-6-0		1-3-0		3-12-0				
4-4-0		0-0-0	0-0-0		CONFERENCE		0-0-0		0-0-0		4-4-0				
2-3-0		0-0-0	0-0-0		HOME		0-0-0		0-0-0		2-3-0				
2-1-0		0-0-0	0-0-0		AWAY		0-0-0		0-0-0		2-1-0				
0-0-0		0-0-0	0-0-0		NEUTRAL		0-0-0		0-0-0		0-0-0				
RPI S	Opponent	Score		RPI S	Opponent	Score		RPI S	Opponent	Score		RPI S	Opponent	Score	
8 A	Florida St.	0	11	36 A	Fla. Atlantic	0	18	56 N	Louisville	1	16	105 H	Boston College	0	13
8 H	Florida St.	5	12					58 A	Troy	4	16	131 N	Bucknell	4	3
14 H	Kentucky	2	4					58 H	Troy	0	2	134 N	Northern Ill.	2	9
								68 N	Lehigh	2	6	135 N	Albany (NY)	3	4
								68 N	Lehigh	1	9	135 N	Albany (NY)	0	2
								82 N	Arkansas	2	10	154 N	Presbyterian	3	2
								85 A	North Florida	1	8	168 N	Akron	0	3
								85 N	North Florida	3	2	170 N	UMKC	4	5
								85 N	North Florida	6	7	177 N	Seton Hall	1	2
								99 N	Iowa	0	2	179 N	Middle Tenn.	0	7
												195 N	LIU Brooklyn	4	8
												195 N	LIU Brooklyn	0	5
												197 H	Colgate	6	5
												197 H	Colgate	3	2
												200 N	Cleveland St.	2	12
												211 N	Princeton	9	5
												211 N	Princeton	1	9
												234 H	Savannah St.	7	11
												234 H	Savannah St.	4	5
												234 H	Savannah St.	3	2
												239 N	Sacred Heart	4	5
												243 N	Buffalo	1	6
												252 N	Yale	4	5
												274 N	Alabama St.	1	10
												278 A	N.C. A&T	6	1
												278 A	N.C. A&T	1	9
												278 A	N.C. A&T	12	0
												278 A	N.C. A&T	12	0
LAST 10 GAMES				279 H	N.C. Central	3	1	278 A	N.C. A&T	1	9	274 N	Alabama St.	1	10
				279 H	N.C. Central	1	4	8 A	Florida St.	0	11	278 A	N.C. A&T	6	1
				58 H	Troy	0	2	234 H	Savannah St.	4	5	278 A	N.C. A&T	1	9
				278 A	N.C. A&T	12	0	234 H	Savannah St.	7	11	278 A	N.C. A&T	12	0
				278 A	N.C. A&T	6	1	234 H	Savannah St.	3	2	278 A	N.C. A&T	12	0

Non-Div. I Games:

Florida A&amp;M



RPI	S	Opponent	Score	
279	H	N.C. Central	1	4
279	H	N.C. Central	3	1
287	N	Hartford	8	2

Florida A&M

F  
l  
o  
r  
i  
d  
a  
  
A  
&  
M

F  
l  
o  
r  
i  
d  
a  
  
A  
&  
M



Average RPI Win:	241	WON-LOST	WINNING	LAST 10	STRENGTH OF	OPP. STRENGTH	TEAM	ADJ	CONF.	ADJ CONF.						
Average RPI Loss:	183	RECORD	PCT. RANK	GAMES	SCHEDULE	OF SCHEDULE	RPI	RPI	RPI	RPI						
DIV. I ONLY		12-21-0	.36364	215	4-6-0	240	267	248	.41562	251	28	28				
DIV. I NON-CONF.		6-11-0	.35294	199	0-2-0	245	289	246	.41738	246	28	28				
<hr/>																
TOTALS	RPI 1-25	RPI 26-50		W-L RECORDS		RPI 51-100		RPI 101-150		RPI 150+						
12-21-0	0-0-0	0-0-0		OVERALL		0-2-0		1-6-0		11-13-0						
3-5-0	0-0-0	0-0-0		HOME		0-0-0		0-0-0		3-5-0						
8-10-0	0-0-0	0-0-0		AWAY		0-1-0		1-3-0		7-4-0						
1-6-0	0-0-0	0-0-0		NEUTRAL		0-0-0		0-3-0		1-3-0						
6-11-0	0-0-0	0-0-0		NON-CONFERENCE		0-0-0		1-6-0		5-5-0						
0-0-0	0-0-0	0-0-0		HOME		0-0-0		0-0-0		0-0-0						
5-5-0	0-0-0	0-0-		AWAY		0-0-0		1-3-0		4-2-0						
1-6-0	0-0-0	0-0-0		NEUTRAL		0-0-0		0-3-0		1-3-0						
6-10-0	0-0-0	0-0-0		CONFERENCE		0-2-0		0-0-0		6-8-0						
3-5-0	0-0-0	0-0-0		HOME		0-0-0		0-0-0		3-5-0						
3-5-0	0-0-0	0-0-0		AWAY		0-2-0		0-0-0		3-3-0						
0-0-0	0-0-0	0-0-0		NEUTRAL		0-0-0		0-0-0		0-0-0						
RPI	S	Opponent	Score	RPI	S	Opponent	Score	RPI	S	Opponent	Score					
				95 A Dartmouth				0	3	120 N Saint Francis (PA)			0	4		
				95 A Dartmouth				10	15	131 N Bucknell			0	9		
												131 N Bucknell			4	7
												135 A Albany (NY)			1	2
												135 A Albany (NY)			4	10
												137 A Delaware			5	2
												137 A Delaware			4	5
												189 A George Washington			7	8
												194 H Penn			6	2
												194 H Penn			4	8
												194 H Penn			2	12
												194 H Penn			6	7
												202 A Harvard			3	5
												202 A Harvard			0	7
												223 N Canisius			7	6
												223 N Canisius			3	12
												230 N Army West Point			10	11
												230 N Army West Point			3	5
												235 H Brown			4	3
												235 H Brown			2	10
								246 A Columbia			5	3				
								246 A Columbia			3	6				
								246 A Columbia			6	0				
								246 A Columbia			5	1				
								252 H Yale			11	3				
								252 H Yale			4	11				
								272 A Mt. St. Mary's			5	8				

**Non-Div. I Games:**

Cornell



RPI	S	Opponent	Score	
272	A	Mt. St. Mary's	9	7
272	A	Mt. St. Mary's	13	8
286	A	Morgan St.	10	0
286	A	Morgan St.	12	3

Cornell

C  
o  
r  
n  
e  
l  
l

C  
o  
r  
n  
e  
l  
l



Average RPI Win: 227		WON-LOST RECORD	WINNING PCT. RANK		LAST 10 GAMES	STRENGTH OF SCHEDULE	OPP. STRENGTH OF SCHEDULE	TEAM RPI	ADJ RPI		CONF. RPI	ADJ CONF. RPI	
Average RPI Loss: 166													
DIV. I ONLY		9-20-0	.31034	246	2-8-0	238	246	255	.41102	252	28	28	
DIV. I NON-CONF.		6-9-0	.4	176	1-1-0	277	237	240	.42485	240	28	28	
TOTALS		RPI 1-25		RPI 26-50		W-L RECORDS		RPI 51-100		RPI 101-150		RPI 150+	
9-20-0		0-0-0		0-0-0		OVERALL		0-5-0		1-5-0		8-10-0	
2-9-0		0-0-0		0-0-0		HOME		0-4-0		0-0-0		2-5-0	
5-6-0		0-0-0		0-0-0		AWAY		0-1-0		1-1-0		4-4-0	
2-5-0		0-0-0		0-0-0		NEUTRAL		0-0-0		0-4-0		2-1-0	
6-9-0		0-0-0		0-0-0		NON-CONFERENCE		0-1-0		1-5-0		5-3-0	
1-2-0		0-0-0		0-0-0		HOME		0-0-0		0-0-0		1-2-0	
3-2-0		0-0-0		0-0-		AWAY		0-1-0		1-1-0		2-0-0	
2-5-0		0-0-0		0-0-0		NEUTRAL		0-0-0		0-4-0		2-1-0	
3-11-0		0-0-0		0-0-0		CONFERENCE		0-4-0		0-0-0		3-7-0	
1-7-0		0-0-0		0-0-0		HOME		0-4-0		0-0-0		1-3-0	
2-4-0		0-0-0		0-0-0		AWAY		0-0-0		0-0-0		2-4-0	
0-0-0		0-0-0		0-0-0		NEUTRAL		0-0-0		0-0-0		0-0-0	
RPI	S	Opponent	Score	RPI	S	Opponent	Score	RPI	S	Opponent	Score		
								55	A	South Fla.	1	6	
								95	H	Dartmouth	0	8	
								95	H	Dartmouth	0	7	
								95	H	Dartmouth	1	5	
								95	H	Dartmouth	2	16	
								125	A	Central Conn. St.	5	4	
								125	A	Central Conn. St.	0	8	
								126	N	Maine	0	8	
								128	N	Syracuse	1	5	
								134	N	Northern Ill.	0	2	
								147	N	Central Mich.	0	2	
								194	H	Penn	2	1	
								194	H	Penn	7	12	
								202	A	Harvard	3	1	
								202	A	Harvard	4	6	
								202	A	Harvard	1	10	
								202	A	Harvard	5	6	
								204	N	Toledo	8	6	
								219	H	Massachusetts	6	16	
								232	N	Green Bay	1	3	
								239	H	Sacred Heart	4	3	
								239	H	Sacred Heart	3	8	
								246	H	Columbia	0	4	
								246	H	Columbia	4	8	
								250	N	Florida A&M	5	4	
								251	A	Cornell	11	4	
								251	A	Cornell	3	11	
								287	A	Hartford	5	1	
								287	A	Hartford	6	4	
				LAST 10 GAMES									
				202	A	Harvard	4	6	239	H	Sacred Heart	4	3
				202	A	Harvard	3	1	95	H	Dartmouth	0	8
				202	A	Harvard	1	10	95	H	Dartmouth	0	7
				202	A	Harvard	5	6	95	H	Dartmouth	2	16
				239	H	Sacred Heart	3	8	95	H	Dartmouth	1	5

Non-Div. I Games:

Yale



M  
a  
r  
i  
s  
t

Marist



RPI	S	Opponent	Score	
265	H	Siena	0	3
265	H	Siena	5	7
276	A	Quinnipiac	2	4
276	A	Quinnipiac	3	2
278	N	N.C. A&T	5	2
279	A	N.C. Central	9	4
279	A	N.C. Central	1	5
281	H	Rider	3	0
281	H	Rider	5	1
284	A	Niagara	14	3
284	A	Niagara	12	0

Marist



Average RPI Win:		257	WON-LOST RECORD		WINNING PCT. RANK		LAST 10 GAMES		STRENGTH OF SCHEDULE		OPP. STRENGTH OF SCHEDULE		TEAM RPI		ADJ RPI		CONF. RPI		ADJ CONF. RPI	
Average RPI Loss:		170																		
DIV. I ONLY			15-20-0		.42857 184		6-4-0		274		274		252		.40684 254		31		31	
DIV. I NON-CONF.			6-16-0		.27273 242		0-0-0		219		239		250		.41024 256		31		31	
TOTALS		RPI 1-25		RPI 26-50		W-L RECORDS		RPI 51-100		RPI 101-150		RPI 150+								
15-20-0		0-2-0		0-0-0		OVERALL		0-2-0		1-5-0		14-11-0								
4-3-0		0-0-0		0-0-0		HOME		0-0-0		0-0-0		4-3-0								
6-6-0		0-0-0		0-0-0		AWAY		0-2-0		0-0-0		6-4-0								
5-11-0		0-2-0		0-0-0		NEUTRAL		0-0-0		1-5-0		4-4-0								
6-16-0		0-2-0		0-0-0		NON-CONFERENCE		0-2-0		1-5-0		5-7-0								
1-3-0		0-0-0		0-0-0		HOME		0-0-0		0-0-0		1-3-0								
0-2-0		0-0-0		0-0-		AWAY		0-2-0		0-0-0		0-0-0								
5-11-0		0-2-0		0-0-0		NEUTRAL		0-0-0		1-5-0		4-4-0								
9-4-0		0-0-0		0-0-0		CONFERENCE		0-0-0		0-0-0		9-4-0								
3-0-0		0-0-0		0-0-0		HOME		0-0-0		0-0-0		3-0-0								
6-4-0		0-0-0		0-0-0		AWAY		0-0-0		0-0-0		6-4-0								
0-0-0		0-0-0		0-0-0		NEUTRAL		0-0-0		0-0-0		0-0-0								
RPI	S	Opponent		Score		RPI	S	Opponent		Score		RPI	S	Opponent		Score				
1	N	Florida		0	17					55	A	South Fla.	5	7	107	N	Illinois St.	1	5	
4	N	Michigan		2	9					76	A	Elon	3	4	121	N	Jacksonville	1	9	
															121	N	Jacksonville	0	8	
															125	N	Central Conn. St.	5	10	
															125	N	Central Conn. St.	1	3	
															131	N	Bucknell	7	4	
															151	H	Liberty	2	1	
															151	H	Liberty	2	6	
															159	N	Creighton	2	8	
															171	N	Saint Joseph's	2	12	
															249	N	Fairfield	0	6	
															253	H	Marist	2	6	
															253	H	Marist	0	8	
															257	H	Delaware St.	11	1	
															257	H	Delaware St.	10	1	
															257	H	Delaware St.	9	0	
															269	N	Lafayette	1	0	
															273	A	Howard	10	0	
															273	A	Howard	2	0	
															273	A	Howard	1	8	
															278	A	N.C. A&T	6	4	
															278	A	N.C. A&T	7	2	
															284	N	Niagara	6	3	
															284	N	Niagara	15	3	
															286	A	Morgan St.	2	3	
															286	A	Morgan St.	10	4	
															289	A	UMES	3	4	

Non-Div. I Games:

Hampton



RPI	S	Opponent	Score	
289	A	UMES	6	3
289	A	UMES	1	5
292	N	Saint Peter's	6	1
292	N	Saint Peter's	1	3

Hampton

H  
a  
m  
p  
t  
o  
n

H  
a  
m  
p  
t  
o  
n



M  
a  
n  
h  
a  
t  
t  
a  
n

## Manhattan



RPI	S	Opponent	Score	
286	H	Morgan St.	8	0
287	N	Hartford	6	2
287	N	Hartford	15	8
292	H	Saint Peter's	18	1
292	H	Saint Peter's	2	1

Manhattan

M  
a  
n  
h  
a  
t  
t  
a  
n

M  
a  
n  
h  
a  
t  
t  
a  
n



Average RPI Win:	230	WON-LOST	WINNING	LAST 10	STRENGTH OF	OPP. STRENGTH	TEAM	ADJ	CONF.	ADJ CONF.	
Average RPI Loss:	161	RECORD	PCT. RANK	GAMES	SCHEDULE	OF SCHEDULE	RPI	RPI	RPI	RPI	
DIV. I ONLY	11-30-0	.26829	265	3-7-0	228	248	258	.40256	256	29	29
DIV. I NON-CONF.	6-21-0	.22222	259	0-4-0	250	247	266	.39186	266	29	29
<hr/>											
TOTALS	RPI 1-25	RPI 26-50		W-L RECORDS		RPI 51-100		RPI 101-150		RPI 150+	
11-30-0	0-0-0	0-0-0		OVERALL		0-4-0		1-10-0		10-16-0	
3-9-0	0-0-0	0-0-0		HOME		0-0-0		0-0-0		3-9-0	
2-13-0	0-0-0	0-0-0		AWAY		0-2-0		0-8-0		2-3-0	
6-8-0	0-0-0	0-0-0		NEUTRAL		0-2-0		1-2-0		5-4-0	
<hr/>											
6-21-0	0-0-0	0-0-0		NON-CONFERENCE		0-4-0		1-10-0		5-7-0	
0-1-0	0-0-0	0-0-0		HOME		0-0-0		0-0-0		0-1-0	
0-12-0	0-0-0	0-0-		AWAY		0-2-0		0-8-0		0-2-0	
6-8-0	0-0-0	0-0-0		NEUTRAL		0-2-0		1-2-0		5-4-0	
<hr/>											
5-9-0	0-0-0	0-0-0		CONFERENCE		0-0-0		0-0-0		5-9-0	
3-8-0	0-0-0	0-0-0		HOME		0-0-0		0-0-0		3-8-0	
2-1-0	0-0-0	0-0-0		AWAY		0-0-0		0-0-0		2-1-0	
0-0-0	0-0-0	0-0-0		NEUTRAL		0-0-0		0-0-0		0-0-0	
<hr/>											
RPI	S	Opponent	Score	RPI	S	Opponent	Score	RPI	S	Opponent	Score
						81 A Mercer	4 12			108 A Samford	1 12
						81 A Mercer	4 5			108 A Samford	5 6
						90 N Jacksonville St.	4 5			118 A Colorado St.	3 8
						93 N Drake	0 8			118 A Colorado St.	4 5
										129 A IUPUI	4 6
										129 A IUPUI	3 11
										131 N Bucknell	2 6
										134 A Northern Ill.	4 12
										134 A Northern Ill.	2 4
										135 N Albany (NY)	5 6
										135 N Albany (NY)	9 2
										156 A Wisconsin	2 10
										156 A Wisconsin	2 11
										157 N South Dakota	1 9
										178 H Ill.-Chicago	9 11
										178 H Ill.-Chicago	5 11
										178 H Ill.-Chicago	9 4
										182 N Omaha	1 13
										182 N Omaha	2 11
										200 A Cleveland St.	7 6
										200 A Cleveland St.	7 4
										200 A Cleveland St.	2 9
										214 H Oakland	3 6
										214 H Oakland	0 8
										214 H Oakland	2 7
										216 H Wright St.	9 7
										216 H Wright St.	9 11
<hr/>											
LAST 10 GAMES											
						200 A Cleveland St.	7 4			178 H Ill.-Chicago	9 4
						200 A Cleveland St.	7 6			178 H Ill.-Chicago	9 11
						200 A Cleveland St.	2 9			178 H Ill.-Chicago	5 11
						134 A Northern Ill.	4 12			156 A Wisconsin	2 10
						134 A Northern Ill.	2 4			156 A Wisconsin	2 11

Non-Div. I Games:

Valparaiso



RPI	S	Opponent	Score	
232	H	Green Bay	7	12
232	H	Green Bay	2	7
232	H	Green Bay	10	2
260	H	IPFW	2	5
260	N	IPFW	9	1
260	N	IPFW	10	2
262	N	Houston Baptist	8	13
274	N	Alabama St.	8	2
284	N	Niagara	4	2
292	N	Saint Peter's	10	5



[illegible]

**Non-Div. I Games:**

Delaware St.



RPI	S	Opponent	Score	
285	A	Coppin St.	19	12
285	A	Coppin St.	14	5
286	H	Morgan St.	12	0
286	H	Morgan St.	4	1
286	H	Morgan St.	3	8

Delaware St.

D  
e  
l  
a  
w  
a  
r  
e  
s  
t  
.

D  
e  
l  
a  
w  
a  
r  
e  
s  
t  
.



Abilene Christian

Abilene Christian



RPI	S	Opponent	Score	
290	N	Ark.-Pine Bluff	14	7
294	H	Prairie View	6	2
294	H	Prairie View	8	0

Abilene Christian

A  
b  
i  
l  
e  
n  
e  
C  
h  
r  
i  
s  
t  
i  
a  
n

A  
b  
i  
l  
e  
n  
e  
C  
h  
r  
i  
s  
t  
i  
a  
n



Average RPI Win: 257		WON-LOST RECORD	WINNING PCT. RANK	LAST 10 GAMES	STRENGTH OF SCHEDULE	OPP. STRENGTH OF SCHEDULE	TEAM RPI	ADJ RPI		CONF. RPI	ADJ CONF. RPI												
Average RPI Loss: 174																							
DIV. I ONLY		12-22-0	.35294 221	7-3-0	262	260	257	.39923	259	30	30												
DIV. I NON-CONF.		3-17-0	.15 278	0-2-0	224	182	269	.38302	268	30	30												
<hr/>																							
TOTALS		RPI 1-25		RPI 26-50		W-L RECORDS		RPI 51-100		RPI 101-150		RPI 150+											
12-22-0		0-2-0		0-0-0		OVERALL		0-3-0		0-3-0		12-14-0											
5-3-0		0-0-0		0-0-0		HOME		0-0-0		0-0-0		5-3-0											
6-10-0		0-2-0		0-0-0		AWAY		0-2-0		0-0-0		6-6-0											
1-9-0		0-0-0		0-0-0		NEUTRAL		0-1-0		0-3-0		1-5-0											
<hr/>																							
3-17-0		0-2-0		0-0-0		NON-CONFERENCE		0-3-0		0-3-0		3-9-0											
1-1-0		0-0-0		0-0-0		HOME		0-0-0		0-0-0		1-1-0											
1-7-0		0-2-0		0-0-		AWAY		0-2-0		0-0-0		1-3-0											
1-9-0		0-0-0		0-0-0		NEUTRAL		0-1-0		0-3-0		1-5-0											
<hr/>																							
9-5-0		0-0-0		0-0-0		CONFERENCE		0-0-0		0-0-0		9-5-0											
4-2-0		0-0-0		0-0-0		HOME		0-0-0		0-0-0		4-2-0											
5-3-0		0-0-0		0-0-0		AWAY		0-0-0		0-0-0		5-3-0											
0-0-0		0-0-0		0-0-0		NEUTRAL		0-0-0		0-0-0		0-0-0											
<hr/>																							
RPI	S	Opponent		Score		RPI	S	Opponent		Score		RPI	S	Opponent		Score							
25	A	Hofstra		0	15							118	N	Colorado St.		2	10						
25	A	Hofstra		1	16							118	N	Colorado St.		0	6						
												127	N	UNCG		5	8						
												161	A	Charleston So.		4	1						
												161	A	Charleston So.		0	8						
												176	A	Loyola Marymount		0	2						
												189	N	George Washington		2	13						
												216	N	Wright St.		2	6						
												223	H	Canisius		4	8						
												223	H	Canisius		5	13						
												224	N	Bryant		2	5						
												224	N	Bryant		1	9						
												228	N	Fairleigh Dickinson		5	7						
												230	A	Army West Point		6	7						
												238	A	Monmouth		8	4						
												238	A	Monmouth		2	3						
												243	N	Buffalo		6	4						
												253	A	Marist		6	0						
												253	A	Marist		3	0						
												255	H	Manhattan		9	5						
												255	H	Manhattan		7	6						
												271	H	Wagner		1	5						
												271	H	Wagner		4	3						
												281	A	Rider		2	3						
												281	A	Rider		5	8						
												284	H	Niagara		2	0						
												284	H	Niagara		6	4						
<hr/>																							
LAST 10 GAMES																							
255 H Manhattan						7	6	292 A Saint Peter's						13	6	271 H Wagner						4	3
255 H Manhattan						9	5	292 A Saint Peter's						18	0	281 A Rider						2	3
253 A Marist						3	0	238 A Monmouth						8	4	281 A Rider						5	8
253 A Marist						6	0	238 A Monmouth						2	3	284 H Niagara						2	0
87 A St. John's (NY)						1	4	271 H Wagner						1	5	284 H Niagara						6	4

Non-Div. I Games:

Iona



RPI	S	Opponent	Score	
292	A	Saint Peter's	18	0
292	A	Saint Peter's	13	6

Iona

I  
o  
n  
a

I  
o  
n  
a



**I  
P  
F  
W**

IPFW

IPFW



[illegible]

**Non-Div. I Games:**

North Dakota



RPI	S	Opponent	Score	
241	A	Montana	1	13
242	N	Loyola Chicago	3	8
244	H	Portland St.	5	15
244	H	Portland St.	0	8
244	H	Portland St.	5	14
265	N	Siena	6	3
282	N	Detroit	8	3

North Dakota

N  
o  
r  
t  
h  
D  
a  
k  
o  
t  
a

N  
o  
r  
t  
h  
D  
a  
k  
o  
t  
a



Average RPI Win:		263	WON-LOST RECORD		WINNING PCT. RANK	LAST 10 GAMES	STRENGTH OF SCHEDULE		OPP. STRENGTH OF SCHEDULE	TEAM RPI	ADJ RPI	CONF. RPI	ADJ CONF. RPI				
Average RPI Loss:		140															
DIV. I ONLY			10-27-0	.27027	264	2-8-0	253		216	265	.39481	262	24	23			
DIV. I NON-CONF.			5-12-0	.29412	235	0-2-0	274		254	265	.39534	265	22	22			
TOTALS		RPI 1-25		RPI 26-50		W-L RECORDS		RPI 51-100		RPI 101-150		RPI 150+					
10-27-0		0-1-0		0-0-0		OVERALL		0-8-0		0-5-0		10-13-0					
3-6-0		0-0-0		0-0-0		HOME		0-3-0		0-0-0		3-3-0					
2-15-0		0-1-0		0-0-0		AWAY		0-4-0		0-3-0		2-7-0					
5-6-0		0-0-0		0-0-0		NEUTRAL		0-1-0		0-2-0		5-3-0					
5-12-0		0-1-0		0-0-0		NON-CONFERENCE		0-2-0		0-5-0		5-4-0					
0-1-0		0-0-0		0-0-0		HOME		0-0-0		0-0-0		0-1-0					
0-5-0		0-1-0		0-0-		AWAY		0-1-0		0-3-0		0-0-0					
5-6-0		0-0-0		0-0-0		NEUTRAL		0-1-0		0-2-0		5-3-0					
5-15-0		0-0-0		0-0-0		CONFERENCE		0-6-0		0-0-0		5-9-0					
3-5-0		0-0-0		0-0-0		HOME		0-3-0		0-0-0		3-2-0					
2-10-0		0-0-0		0-0-0		AWAY		0-3-0		0-0-0		2-7-0					
0-0-0		0-0-0		0-0-0		NEUTRAL		0-0-0		0-0-0		0-0-0					
RPI	S	Opponent		Score		RPI	S	Opponent		Score		RPI	S	Opponent		Score	
22	A	Baylor		3	10			61	A	Texas St.	0	12	108	A	Samford	3	4
								63	H	Northwestern St.	4	15	112	A	Houston	5	12
								63	H	Northwestern St.	1	14	112	A	Houston	3	19
								63	H	Northwestern St.	4	6	122	N	FGCU	4	6
								78	A	McNeese St.	0	10	132	N	Eastern Ky.	2	4
								78	A	McNeese St.	1	9	151	N	Liberty	3	11
								78	A	McNeese St.	0	7	175	A	Lamar	3	8
								100	N	FIU	0	7	175	A	Lamar	0	11
													175	A	Lamar	2	4
													184	A	A&M-Corpus Christi	1	4
													184	A	A&M-Corpus Christi	3	4
													193	A	Stephen F. Austin	0	8
													193	A	Stephen F. Austin	3	1
													193	A	Stephen F. Austin	6	7
													206	H	Sam Houston St.	2	5
													206	H	Sam Houston St.	1	8
													220	A	Southeastern La.	14	0
													221	N	Southern Miss.	3	12
													256	N	Valparaiso	13	8
													267	N	Jackson St.	4	7
													270	H	Texas Southern	1	6
													274	N	Alabama St.	6	3
													274	N	Alabama St.	6	5
													277	H	Incarnate Word	3	1
													277	H	Incarnate Word	4	0
													277	H	Incarnate Word	7	0
													290	N	Ark.-Pine Bluff	9	4
				LAST 10 GAMES													
				184	A	A&M-Corpus Christi	3	4	206	H	Sam Houston St.	1	8				
				184	A	A&M-Corpus Christi	1	4	193	A	Stephen F. Austin	3	1				
				61	A	Texas St.	0	12	193	A	Stephen F. Austin	0	8				
				22	A	Baylor	3	10	193	A	Stephen F. Austin	6	7				
				206	H	Sam Houston St.	2	5	277	H	Incarnate Word	7	0				

Non-Div. I Games:

Houston Baptist



RPI	S	Opponent	Score	
290	N	Ark.-Pine Bluff	8	0

Houston Baptist

H  
o  
u  
s  
t  
o  
n  
B  
a  
p  
t  
i  
s  
t

H  
o  
u  
s  
t  
o  
n  
B  
a  
p  
t  
i  
s  
t



Average RPI Win:		260	WON-LOST RECORD		WINNING PCT. RANK		LAST 10 GAMES		STRENGTH OF SCHEDULE		OPP. STRENGTH OF SCHEDULE		TEAM RPI		ADJ RPI		CONF. RPI		ADJ CONF. RPI		
Average RPI Loss:		141	9-31-0		.225 273		0-10-0		213		236		260		.39457 263		22		22		
DIV. I ONLY			7-14-0		.33333 206		0-1-0		271		257		256		.40522 258		23		24		
DIV. I NON-CONF.																					
TOTALS		RPI 1-25		RPI 26-50		W-L RECORDS		RPI 51-100		RPI 101-150		RPI 150+									
9-31-0		0-1-0		0-4-0		OVERALL		0-7-0		1-6-0		8-13-0									
4-9-0		0-0-0		0-0-0		HOME		0-2-0		1-2-0		3-5-0									
1-14-0		0-1-0		0-2-0		AWAY		0-5-0		0-3-0		1-3-0									
4-8-0		0-0-0		0-2-0		NEUTRAL		0-0-0		0-1-0		4-5-0									
7-14-0		0-1-0		0-3-0		NON-CONFERENCE		0-2-0		0-1-0		7-7-0									
2-3-0		0-0-0		0-0-0		HOME		0-2-0		0-0-0		2-1-0									
1-3-0		0-1-0		0-0-		AWAY		0-0-0		0-0-0		1-1-0									
4-8-0		0-0-0		0-2-0		NEUTRAL		0-0-0		0-1-0		4-5-0									
2-17-0		0-0-0		0-1-0		CONFERENCE		0-5-0		1-5-0		1-6-0									
2-6-0		0-0-0		0-0-0		HOME		0-0-0		1-2-0		1-4-0									
0-11-0		0-0-0		0-1-0		AWAY		0-5-0		0-3-0		0-2-0									
0-0-0		0-0-0		0-0-0		NEUTRAL		0-0-0		0-0-0		0-0-0									
RPI	S	Opponent		Score		RPI	S	Opponent		Score		RPI	S	Opponent		Score					
2	A	LSU		0 10		27	N	South Ala.		3 6		72	H	Lipscomb		1 13		111	N	Central Ark.	0 7
						32	A	South Carolina		0 8		72	H	Lipscomb		1 10		132	A	Eastern Ky.	1 2
						41	N	Marshall		1 9		90	A	Jacksonville St.		0 10		132	A	Eastern Ky.	3 11
						48	A	SIUE		2 8		90	A	Jacksonville St.		1 6		132	A	Eastern Ky.	3 8
												90	A	Jacksonville St.		0 4		149	H	Tennessee Tech	6 1
												98	A	Murray St.		1 9		149	H	Tennessee Tech	0 10
												98	A	Murray St.		1 10		149	H	Tennessee Tech	0 10
																		158	A	Eastern Ill.	5 6
																		158	A	Eastern Ill.	0 12
																		161	N	Charleston So.	0 7
																		179	A	Middle Tenn.	0 4
																		190	H	UT Martin	1 6
																		190	H	UT Martin	2 9
																		208	H	Southeast Mo. St.	2 7
																		218	N	Memphis	4 1
																		218	N	Memphis	1 5
																		264	N	Mississippi Val.	7 8
																		266	H	Northern Ky.	8 4
																		266	H	Northern Ky.	4 10
																		267	N	Jackson St.	9 10
																		268	H	Austin Peay	13 14
																		268	H	Austin Peay	8 7
																		274	N	Alabama St.	8 4
																		277	N	Incarinate Word	2 3
																		288	N	Grambling	12 6
																		291	A	Alabama A&M	13 11
																		291	H	Alabama A&M	6 4
						LAST 10 GAMES															
						48	A	SIUE		2 8		132	A	Eastern Ky.		3 8		274	N	Alabama St.	8 4
						158	A	Eastern Ill.		0 12		179	A	Middle Tenn.		0 4		277	N	Incarinate Word	2 3
						158	A	Eastern Ill.		5 6		190	H	UT Martin		1 6		288	N	Grambling	12 6
						132	A	Eastern Ky.		1 2		190	H	UT Martin		2 9		291	A	Alabama A&M	13 11
						132	A	Eastern Ky.		3 11		208	H	Southeast Mo. St.		2 7		291	H	Alabama A&M	6 4

Non-Div. I Games:

Tennessee St.



RPI	S	Opponent	Score	
291	N	Alabama A&M	11	10

Tennessee St.

T  
e  
n  
n  
e  
s  
s  
e  
e  
s  
t  
.

T  
e  
n  
n  
e  
s  
s  
e  
e  
s  
t  
.



Average RPI Win: 273		WON-LOST RECORD		WINNING PCT. RANK		LAST 10 GAMES		STRENGTH OF SCHEDULE		OPP. STRENGTH OF SCHEDULE		TEAM RPI		ADJ RPI		CONF. RPI		ADJ CONF. RPI			
DIV. I ONLY		11-30-0		.26829 265		3-3-0		237		253		262		.39396 264		32		32			
DIV. I NON-CONF.		5-24-0		.17241 275		0-1-0		158		171		258		.40496 259		32		32			
TOTALS		RPI 1-25		RPI 26-50		W-L RECORDS		RPI 51-100		RPI 101-150		RPI 150+									
11-30-0		0-3-0		0-1-0		OVERALL		0-8-0		0-3-0		11-15-0									
2-1-0		0-0-0		0-0-0		HOME		0-0-0		0-0-0		2-1-0									
2-13-0		0-3-0		0-1-0		AWAY		0-3-0		0-1-0		2-5-0									
7-16-0		0-0-0		0-0-0		NEUTRAL		0-5-0		0-2-0		7-9-0									
5-24-0		0-3-0		0-1-0		NON-CONFERENCE		0-8-0		0-3-0		5-9-0									
0-0-0		0-0-0		0-0-0		HOME		0-0-0		0-0-0		0-0-0									
0-11-0		0-3-0		0-0-		AWAY		0-3-0		0-1-0		0-3-0									
5-13-0		0-0-0		0-0-0		NEUTRAL		0-5-0		0-2-0		5-6-0									
6-6-0		0-0-0		0-0-0		CONFERENCE		0-0-0		0-0-0		6-6-0									
2-1-0		0-0-0		0-0-0		HOME		0-0-0		0-0-0		2-1-0									
2-2-0		0-0-0		0-0-0		AWAY		0-0-0		0-0-0		2-2-0									
2-3-0		0-0-0		0-0-0		NEUTRAL		0-0-0		0-0-0		2-3-0									
RPI	S	Opponent		Score		RPI	S	Opponent		Score		RPI	S	Opponent		Score					
5	A	Alabama		0	17	30	A	Mississippi St.		0	8	53	A	Ole Miss		2	7				
9	A	La.-Lafayette		0	15							70	N	Idaho St.		0	6				
9	A	La.-Lafayette		0	20							70	N	Idaho St.		0	16				
												74	N	Tulsa		3	18				
												74	N	Tulsa		0	7				
												74	N	Tulsa		1	13				
												88	A	Texas Tech		4	16				
												88	A	Texas Tech		0	8				
												111	A	Central Ark.		0	8				
												111	N	Central Ark.		2	11				
												116	N	Saint Louis		1	9				
												164	N	Nicholls St.		1	9				
												164	N	Nicholls St.		1	8				
												179	N	Middle Tenn.		0	14				
												179	N	Middle Tenn.		2	13				
												221	A	Southern Miss.		3	11				
												221	A	Southern Miss.		2	5				
												221	A	Southern Miss.		2	3				
												234	N	Savannah St.		3	2				
												263	N	Tennessee St.		8	7				
												267	A	Jackson St.		4	5				
												267	A	Jackson St.		13	5				
												267	A	Jackson St.		9	12				
												268	N	Austin Peay		6	5				
												268	N	Austin Peay		5	12				
												270	N	Texas Southern		2	9				
												274	H	Alabama St.		7	9				
												274	H	Alabama St.		7	5				
												274	H	Alabama St.		3	2				
												275	N	Southern U.		7	2				
												277	N	Incarnate Word		5	1				
												279	N	N.C. Central		7	8				
												286	N	Morgan St.		6	4				
												288	N	Grambling		5	7				
												290	N	Ark.-Pine Bluff		6	9				
LAST 10 GAMES				270 N Texas Southern				2	9	295 A Alcorn				10	0	277 N Incarnate Word				5	1
				111 A Central Ark.				0	8	5 A Alabama				0	17	279 N N.C. Central				7	8
				274 H Alabama St.				7	9	267 A Jackson St.				4	5	286 N Morgan St.				6	4
				274 H Alabama St.				7	5	267 A Jackson St.				13	5	288 N Grambling				5	7
				274 H Alabama St.				3	2	267 A Jackson St.				9	12	290 N Ark.-Pine Bluff				6	9

Non-Div. I Games:

Mississippi Val.



Mississippi Val.



Average RPI Win: 268		WON-LOST RECORD		WINNING PCT. RANK		LAST 10 GAMES		STRENGTH OF SCHEDULE		OPP. STRENGTH OF SCHEDULE		TEAM RPI		ADJ RPI		CONF. RPI		ADJ CONF. RPI			
DIV. I ONLY		13-19-1		.40909 194		4-5-1		277		283		259		.393 265		30		30			
DIV. I NON-CONF.		6-14-1		.30952 225		1-2-1		284		279		268		.38067 273		30		30			
TOTALS		RPI 1-25		RPI 26-50		W-L RECORDS		RPI 51-100		RPI 101-150		RPI 150+									
13-19-1		0-1-0		0-0-0		OVERALL		0-2-0		0-2-0		13-14-1									
2-3-1		0-0-0		0-0-0		HOME		0-0-0		0-0-0		2-3-1									
9-7-0		0-0-0		0-0-0		AWAY		0-2-0		0-0-0		9-5-0									
2-9-0		0-1-0		0-0-0		NEUTRAL		0-0-0		0-2-0		2-6-0									
6-14-1		0-1-0		0-0-0		NON-CONFERENCE		0-2-0		0-2-0		6-9-1									
0-1-1		0-0-0		0-0-0		HOME		0-0-0		0-0-0		0-1-1									
4-4-0		0-0-0		0-0-		AWAY		0-2-0		0-0-0		4-2-0									
2-9-0		0-1-0		0-0-0		NEUTRAL		0-0-0		0-2-0		2-6-0									
7-5-0		0-0-0		0-0-0		CONFERENCE		0-0-0		0-0-0		7-5-0									
2-2-0		0-0-0		0-0-0		HOME		0-0-0		0-0-0		2-2-0									
5-3-0		0-0-0		0-0-0		AWAY		0-0-0		0-0-0		5-3-0									
0-0-0		0-0-0		0-0-0		NEUTRAL		0-0-0		0-0-0		0-0-0									
RPI	S	Opponent		Score		RPI	S	Opponent		Score		RPI	S	Opponent		Score					
24	N	Kansas		7	9							102	N	Stony Brook		0	2				
								71	A	Fordham		2	15								
								85	A	North Florida		2	6			102	N	Stony Brook		6	11
																157	N	South Dakota		7	8
																169	N	Villanova		1	5
																223	H	Canisius		6	5
																223	H	Canisius		6	2
																230	H	Army West Point		2	6
																230	H	Army West Point		1	1
																231	N	Eastern Mich.		4	5
																239	A	Sacred Heart		4	2
																239	A	Sacred Heart		0	1
																240	N	UMass Lowell		1	7
																245	A	UMBC		2	5
																246	N	Columbia		6	14
																249	H	Fairfield		2	10
																249	H	Fairfield		4	5
																253	A	Marist		3	0
																253	A	Marist		7	5
																255	A	Manhattan		3	4
																255	A	Manhattan		1	3
																261	N	North Dakota		3	6
																283	A	Norfolk St.		7	4
																283	A	Norfolk St.		9	2
																283	A	Norfolk St.		10	3
																284	A	Niagara		4	1
																284	A	Niagara		1	2
																287	N	Hartford		9	2
LAST 10 GAMES																					
																239	A	Sacred Heart		0	1
																230	H	Army West Point		1	1
																230	H	Army West Point		2	6
																249	H	Fairfield		2	10
																249	H	Fairfield		4	5
																239	A	Sacred Heart		4	2

Non-Div. I Games:

Siena



RPI	S	Opponent	Score	
287	N	Hartford	8	6
292	A	Saint Peter's	6	3
292	A	Saint Peter's	20	11

Siena

S  
i  
e  
n  
a

S  
i  
e  
n  
a



Average RPI Win: 240		WON-LOST RECORD		WINNING PCT. RANK		LAST 10 GAMES		STRENGTH OF SCHEDULE		OPP. STRENGTH OF SCHEDULE		TEAM RPI		ADJ RPI		CONF. RPI		ADJ CONF. RPI	
DIV. I ONLY		5-31-0		.13889 284		0-10-0		161		193		268		.39195 266		12		11	
DIV. I NON-CONF.		4-17-0		.19048 269		0-2-0		247		269		275		.37882 275		13		13	
TOTALS		RPI 1-25		RPI 26-50		W-L RECORDS		RPI 51-100		RPI 101-150		RPI 150+							
5-31-0		0-1-0		0-0-0		OVERALL		0-10-0		1-11-0		4-9-0							
1-9-0		0-0-0		0-0-0		HOME		0-6-0		0-0-0		1-3-0							
4-14-0		0-0-0		0-0-0		AWAY		0-3-0		1-9-0		3-2-0							
0-8-0		0-1-0		0-0-0		NEUTRAL		0-1-0		0-2-0		0-4-0							
4-17-0		0-1-0		0-0-0		NON-CONFERENCE		0-1-0		0-6-0		4-9-0							
1-3-0		0-0-0		0-0-0		HOME		0-0-0		0-0-0		1-3-0							
3-6-0		0-0-0		0-0-		AWAY		0-0-0		0-4-0		3-2-0							
0-8-0		0-1-0		0-0-0		NEUTRAL		0-1-0		0-2-0		0-4-0							
1-14-0		0-0-0		0-0-0		CONFERENCE		0-9-0		1-5-0		0-0-0							
0-6-0		0-0-0		0-0-0		HOME		0-6-0		0-0-0		0-0-0							
1-8-0		0-0-0		0-0-0		AWAY		0-3-0		1-5-0		0-0-0							
0-0-0		0-0-0		0-0-0		NEUTRAL		0-0-0		0-0-0		0-0-0							
RPI	S	Opponent		Score		RPI	S	Opponent		Score		RPI	S	Opponent		Score			
10	N	Tennessee		2	15			65 H Kennesaw St.		2	8	110	A	Stetson		5	7		
								65 H Kennesaw St.		7	13	110	A	Stetson		2	3		
								65 H Kennesaw St.		3	14	110	A	Stetson		1	3		
								69 N Dayton		1	3	116	N	Saint Louis		0	8		
								72 H Lipscomb		0	6	122	A	FGCU		1	9		
								72 H Lipscomb		7	25	122	A	FGCU		2	0		
								72 H Lipscomb		0	6	122	A	FGCU		1	15		
								85 A North Florida		0	6	129	A	IUPUI		3	7		
								85 A North Florida		1	3	129	A	IUPUI		2	5		
								85 A North Florida		10	11	149	A	Tennessee Tech		3	10		
												149	A	Tennessee Tech		0	9		
												149	N	Tennessee Tech		0	10		
												152	H	Butler		3	11		
												152	H	Butler		8	13		
												158	N	Eastern Ill.		5	6		
												200	N	Cleveland St.		3	11		
												200	N	Cleveland St.		2	10		
												201	N	Ohio		2	10		
												263	A	Tennessee St.		10	4		
												263	A	Tennessee St.		4	8		
												268	H	Austin Peay		5	0		
												268	H	Austin Peay		6	7		
												274	A	Alabama St.		2	8		
												274	A	Alabama St.		10	9		
												274	A	Alabama St.		8	6		
LAST 10 GAMES																			
						110	A	Stetson		5	7	65	H	Kennesaw St.		3	14		
						110	A	Stetson		1	3	65	H	Kennesaw St.		2	8		
						110	A	Stetson		2	3	65	H	Kennesaw St.		7	13		
						129	A	IUPUI		2	5	85	A	North Florida		0	6		
						129	A	IUPUI		3	7	85	A	North Florida		1	3		

Non-Div. I Games:

Northern Ky.



Average RPI Win: 259		WON-LOST	WINNING	LAST 10	STRENGTH OF		OPP. STRENGTH	TEAM	ADJ	CONF.	ADJ CONF.				
Average RPI Loss: 184		RECORD	PCT. RANK	GAMES	SCHEDULE		OF SCHEDULE	RPI	RPI	RPI	RPI				
DIV. I ONLY		19-20-0	.48718	148	7-1-0		284	275	256	.39179	267	32	32		
DIV. I NON-CONF.		8-16-0	.33333	206	0-0-0		263	250	249	.39847	264	32	32		
TOTALS		RPI 1-25	RPI 26-50		W-L RECORDS		RPI 51-100		RPI 101-150		RPI 150+				
19-20-0		0-2-0	0-0-0		OVERALL		0-3-0		1-2-0		18-13-0				
5-6-0		0-0-0	0-0-0		HOME		0-1-0		0-1-0		5-4-0				
6-3-0		0-0-0	0-0-0		AWAY		0-2-0		0-0-0		6-1-0				
8-11-0		0-2-0	0-0-0		NEUTRAL		0-0-0		1-1-0		7-8-0				
8-16-0		0-2-0	0-0-0		NON-CONFERENCE		0-3-0		1-2-0		7-9-0				
1-4-0		0-0-0	0-0-0		HOME		0-1-0		0-1-0		1-2-0				
1-3-0		0-0-0	0-0-		AWAY		0-2-0		0-0-0		1-1-0				
6-9-0		0-2-0	0-0-0		NEUTRAL		0-0-0		1-1-0		5-6-0				
11-4-0		0-0-0	0-0-0		CONFERENCE		0-0-0		0-0-0		11-4-0				
4-2-0		0-0-0	0-0-0		HOME		0-0-0		0-0-0		4-2-0				
5-0-0		0-0-0	0-0-0		AWAY		0-0-0		0-0-0		5-0-0				
2-2-0		0-0-0	0-0-0		NEUTRAL		0-0-0		0-0-0		2-2-0				
RPI	S	Opponent	Score		RPI	S	Opponent	Score		RPI	S	Opponent	Score		
22	N	Baylor	0	9						112	N	Houston	4	3	
22	N	Baylor	0	14						116	H	Saint Louis	8	9	
										132	N	Eastern Ky.	0	1	
										164	N	Nicholls St.	11	14	
										175	N	Lamar	2	9	
										213	H	Morehead St.	5	11	
										213	H	Morehead St.	4	1	
										218	A	Memphis	4	1	
										218	A	Memphis	1	9	
										221	N	Southern Miss.	4	7	
										221	N	Southern Miss.	3	2	
										234	N	Savannah St.	4	1	
										248	H	Belmont	3	7	
										262	N	Houston Baptist	7	4	
										263	N	Tennessee St.	10	9	
										264	H	Mississippi Val.	5	4	
										264	H	Mississippi Val.	5	13	
										264	H	Mississippi Val.	12	9	
										270	N	Texas Southern	3	8	
										274	H	Alabama St.	5	4	
										274	H	Alabama St.	3	10	
					LAST 10 GAMES						274	H	Alabama St.	12	11
					295	A	Alcorn	13	1	274	H	Alabama St.	5	4	
					295	A	Alcorn	12	0	274	H	Alabama St.	12	11	
					291	A	Alabama A&M	6	3	274	H	Alabama St.	3	10	
					291	A	Alabama A&M	9	4	218	A	Memphis	4	1	
					291	A	Alabama A&M	5	0	218	A	Memphis	1	9	
Non-Div. I Games:		Belhaven	7	2	Mississippi Col.	4	5	Faulkner	0	1	Belhaven	7	16	Jackson St.	
		Mississippi Col.	6	5											



RPI	S	Opponent	Score	
290	N	Ark.-Pine Bluff	6	3
291	A	Alabama A&M	5	0
291	A	Alabama A&M	9	4
291	A	Alabama A&M	6	3
294	N	Prairie View	2	10
295	A	Alcorn	12	0
295	A	Alcorn	13	1

Jackson St.

J  
a  
c  
k  
s  
o  
n  
S  
t  
.

J  
a  
c  
k  
s  
o  
n  
S  
t  
.



Average RPI Win: 196		WON-LOST	WINNING	LAST 10	STRENGTH OF		OPP. STRENGTH	TEAM	ADJ		CONF.	ADJ CONF.
Average RPI Loss: 156		RECORD	PCT. RANK	GAMES	SCHEDULE		OF SCHEDULE	RPI	RPI		RPI	RPI
DIV. I ONLY		8-30-0	.21053	279	0-10-0		219	213	.39154		22	22
DIV. I NON-CONF.		4-15-0	.21053	263	0-2-0		272	186	.38076		23	24
TOTALS		RPI 1-25	RPI 26-50		W-L RECORDS		RPI 51-100		RPI 101-150		RPI 150+	
8-30-0		0-0-0	0-4-0		OVERALL		0-4-0		2-6-0		6-16-0	
4-10-0		0-0-0	0-3-0		HOME		0-0-0		2-0-0		2-7-0	
3-14-0		0-0-0	0-1-0		AWAY		0-4-0		0-3-0		3-6-0	
1-6-0		0-0-0	0-0-0		NEUTRAL		0-0-0		0-3-0		1-3-0	
4-15-0		0-0-0	0-1-0		NON-CONFERENCE		0-2-0		2-4-0		2-8-0	
2-4-0		0-0-0	0-0-0		HOME		0-0-0		2-0-0		0-4-0	
1-5-0		0-0-0	0-0-		AWAY		0-2-0		0-1-0		1-1-0	
1-6-0		0-0-0	0-0-0		NEUTRAL		0-0-0		0-3-0		1-3-0	
4-15-0		0-0-0	0-3-0		CONFERENCE		0-2-0		0-2-0		4-8-0	
2-6-0		0-0-0	0-3-0		HOME		0-0-0		0-0-0		2-3-0	
2-9-0		0-0-0	0-0-0		AWAY		0-2-0		0-2-0		2-5-0	
0-0-0		0-0-0	0-0-0		NEUTRAL		0-0-0		0-0-0		0-0-0	
RPI S	Opponent	Score	RPI S	Opponent	Score	RPI S	Opponent	Score	RPI S	Opponent	Score	
			30 A	Mississippi St.	0 8	65 A	Kennesaw St.	0 11	108 H	Samford	8 6	
			48 H	SIUE	1 2	65 A	Kennesaw St.	2 8	108 H	Samford	8 7	
			48 H	SIUE	3 5	90 A	Jacksonville St.	4 18	116 N	Saint Louis	5 13	
			48 H	SIUE	1 7	90 A	Jacksonville St.	5 9	116 N	Saint Louis	1 10	
									148 A	Winthrop	3 11	
									149 A	Tennessee Tech	3 10	
									149 A	Tennessee Tech	0 7	
									150 N	Indiana	7 10	
									158 H	Eastern Ill.	8 7	
									158 H	Eastern Ill.	0 12	
									158 H	Eastern Ill.	8 12	
									162 N	Appalachian St.	7 13	
									167 H	Miami (OH)	2 13	
									167 H	Miami (OH)	0 9	
									179 N	Middle Tenn.	5 8	
									190 A	UT Martin	2 10	
									190 A	UT Martin	6 3	
									190 A	UT Martin	6 8	
									213 H	Morehead St.	5 1	
									213 H	Morehead St.	2 4	
									246 H	Evansville	2 3	
									246 H	Evansville	8 15	
									248 A	Belmont	4 8	
									248 A	Belmont	2 3	
									263 A	Tennessee St.	7 8	
									263 A	Tennessee St.	14 13	
									264 N	Mississippi Val.	12 5	
LAST 10 GAMES			90 A	Jacksonville St.	5 9	48 H	SIUE	1 2	248 A	Belmont	4 8	
			90 A	Jacksonville St.	4 18	48 H	SIUE	1 7	248 A	Belmont	2 3	
			149 A	Tennessee Tech	0 7	246 H	Evansville	8 15	263 A	Tennessee St.	7 8	
			149 A	Tennessee Tech	3 10	246 H	Evansville	2 3	263 A	Tennessee St.	14 13	
			48 H	SIUE	3 5	213 H	Morehead St.	2 4	264 N	Mississippi Val.	12 5	

Non-Div. I Games:

Austin Peay



RPI	S	Opponent	Score	
264	N	Mississippi Val.	5	6
266	A	Northern Ky.	0	5
266	A	Northern Ky.	7	6

Austin Peay

A  
u  
s  
t  
i  
n  
P  
e  
a  
y

A  
u  
s  
t  
i  
n  
P  
e  
a  
y



Average RPI Win:	223	WON-LOST RECORD	WINNING PCT. RANK	LAST 10 GAMES	STRENGTH OF SCHEDULE	OPP. STRENGTH OF SCHEDULE	TEAM RPI	ADJ RPI	CONF. RPI	ADJ CONF. RPI	
DIV. I ONLY		3-28-0	.09677 289	2-8-0	93	256	269	.39098 269	23	25	
DIV. I NON-CONF.		2-17-0	.10526 281	1-0-0	80	268	262	.40112 260	26	26	
<hr/>											
TOTALS	RPI 1-25	RPI 26-50		W-L RECORDS	RPI 51-100		RPI 101-150		RPI 150+		
3-28-0	0-0-0	0-2-0		OVERALL	0-8-0		0-3-0		3-15-0		
1-11-0	0-0-0	0-0-0		HOME	0-3-0		0-0-0		1-8-0		
2-9-0	0-0-0	0-0-0		AWAY	0-4-0		0-2-0		2-3-0		
0-8-0	0-0-0	0-2-0		NEUTRAL	0-1-0		0-1-0		0-4-0		
2-17-0	0-0-0	0-2-0		NON-CONFERENCE	0-5-0		0-3-0		2-7-0		
0-0-0	0-0-0	0-0-0		HOME	0-0-0		0-0-0		0-0-0		
2-9-0	0-0-0	0-0-		AWAY	0-4-0		0-2-0		2-3-0		
0-8-0	0-0-0	0-2-0		NEUTRAL	0-1-0		0-1-0		0-4-0		
1-11-0	0-0-0	0-0-0		CONFERENCE	0-3-0		0-0-0		1-8-0		
1-11-0	0-0-0	0-0-0		HOME	0-3-0		0-0-0		1-8-0		
0-0-0	0-0-0	0-0-0		AWAY	0-0-0		0-0-0		0-0-0		
0-0-0	0-0-0	0-0-0		NEUTRAL	0-0-0		0-0-0		0-0-0		
RPI S	Opponent	Score	RPI S	Opponent	Score	RPI S	Opponent	Score	RPI S	Opponent	Score
			37 N	Virginia Tech	0 8	68 H	Lehigh	0 11	123 A	Coastal Caro.	0 8
			37 N	Virginia Tech	0 10	68 H	Lehigh	0 2	123 A	Coastal Caro.	2 13
						68 H	Lehigh	0 8	125 N	Central Conn. St.	0 2
						76 A	Elon	0 8	189 N	George Washington	1 6
						76 A	Elon	0 2	189 N	George Washington	4 5
						84 A	Maryland	1 9	194 A	Penn	4 10
						84 A	Maryland	0 14	194 A	Penn	9 5
						84 N	Maryland	2 8	197 H	Colgate	5 14
									197 H	Colgate	0 7
									197 H	Colgate	0 11
									215 H	Boston U.	2 10
									215 H	Boston U.	2 12
									215 H	Boston U.	2 3
									230 H	Army West Point	4 3
									230 H	Army West Point	1 9
									230 H	Army West Point	4 7
									245 A	UMBC	1 0
									245 A	UMBC	2 4
									245 A	UMBC	4 8
									254 N	Hampton	0 1
									280 N	Rhode Island	1 8
			LAST 10 GAMES								
			215 H	Boston U.	2 10	197 H	Colgate	0 7			
			215 H	Boston U.	2 12	230 H	Army West Point	4 3			
			215 H	Boston U.	2 3	230 H	Army West Point	4 7			
			197 H	Colgate	5 14	230 H	Army West Point	1 9			
			197 H	Colgate	0 11	194 A	Penn	9 5			

Non-Div. I Games:

Lafayette



Average RPI Win: 272		WON-LOST RECORD		WINNING PCT. RANK		LAST 10 GAMES		STRENGTH OF SCHEDULE		OPP. STRENGTH OF SCHEDULE		TEAM RPI		ADJ RPI		CONF. RPI		ADJ CONF. RPI	
Average RPI Loss: 189																			
DIV. I ONLY		11-15-0		.42308 186		6-4-0		285		282		270		.38908 270		32		32	
DIV. I NON-CONF.		3-12-0		.2 266		2-2-0		288		167		283		.35892 283		32		32	
TOTALS		RPI 1-25		RPI 26-50		W-L RECORDS		RPI 51-100		RPI 101-150		RPI 150+							
11-15-0		0-0-0		0-2-0		OVERALL		0-0-0		0-1-0		11-12-0							
4-0-0		0-0-0		0-0-0		HOME		0-0-0		0-0-0		4-0-0							
3-8-0		0-0-0		0-1-0		AWAY		0-0-0		0-0-0		3-5-0							
4-7-0		0-0-0		0-0-0		NEUTRAL		0-0-0		0-0-0		4-7-0							
3-12-0		0-0-0		0-2-0		NON-CONFERENCE		0-0-0		0-1-0		3-9-0							
1-0-0		0-0-0		0-0-0		HOME		0-0-0		0-0-0		1-0-0							
2-6-0		0-0-0		0-0-		AWAY		0-0-0		0-1-0		2-3-0							
0-6-0		0-0-0		0-0-0		NEUTRAL		0-0-0		0-0-0		0-6-0							
8-3-0		0-0-0		0-0-0		CONFERENCE		0-0-0		0-0-0		8-3-0							
3-0-0		0-0-0		0-0-0		HOME		0-0-0		0-0-0		3-0-0							
1-2-0		0-0-0		0-0-0		AWAY		0-0-0		0-0-0		1-2-0							
4-1-0		0-0-0		0-0-0		NEUTRAL		0-0-0		0-0-0		4-1-0							
RPI S	Opponent	Score		RPI S	Opponent	Score		RPI S	Opponent	Score		RPI S	Opponent	Score					
				28 A	Texas	0	4					109 A	North Texas	6	10				
				28 A	Texas	3	5					175 N	Lamar	1	6				
												175 N	Lamar	1	13				
												177 N	Seton Hall	2	10				
												177 N	Seton Hall	2	12				
												193 A	Stephen F. Austin	3	15				
												193 H	Stephen F. Austin	6	4				
												206 A	Sam Houston St.	5	6				
												226 N	Boise St.	1	6				
												226 N	Boise St.	1	9				
												262 A	Houston Baptist	6	1				
												264 N	Mississippi Val.	9	2				
												267 N	Jackson St.	8	3				
												274 N	Alabama St.	5	2				
												275 A	Southern U.	3	8				
												275 A	Southern U.	2	3				
												275 A	Southern U.	2	1				
												277 A	Incarnate Word	1	6				
												277 A	Incarnate Word	5	2				
												291 N	Alabama A&M	7	10				
												294 H	Prairie View	6	2				
												294 H	Prairie View	7	3				
												294 H	Prairie View	9	0				
												295 N	Alcorn	10	2				
LAST 10 GAMES																			
				264 N	Mississippi Val.	9	2					294 H	Prairie View	9	0				
				206 A	Sam Houston St.	5	6					277 A	Incarnate Word	1	6				
				193 H	Stephen F. Austin	6	4					277 A	Incarnate Word	5	2				
				294 H	Prairie View	6	2					275 A	Southern U.	3	8				
				294 H	Prairie View	7	3					275 A	Southern U.	2	3				
Non-Div. I Games:		Huston-Tillotson		17	2	Huston-Tillotson		12	3	Houston-Victoria		16	7	Houston-Victoria		7	0	Texas Southern	



Average RPI Win:	243	WON-LOST RECORD	WINNING PCT. RANK	LAST 10 GAMES	STRENGTH OF SCHEDULE	OPP. STRENGTH OF SCHEDULE	TEAM RPI	ADJ RPI	CONF. RPI	ADJ CONF. RPI		
DIV. I ONLY		9-23-0	.28125	259	1-9-0	259	254	272	.38828	271	27	27
DIV. I NON-CONF.		8-10-0	.44444	157	1-1-0	290	270	254	.41142	255	27	27
<hr/>												
TOTALS	RPI 1-25	RPI 26-50		W-L RECORDS		RPI 51-100		RPI 101-150		RPI 150+		
9-23-0	0-0-0	0-0-0		OVERALL		1-2-0		0-6-0		8-15-0		
4-6-0	0-0-0	0-0-0		HOME		0-0-0		0-2-0		4-4-0		
1-11-0	0-0-0	0-0-0		AWAY		0-1-0		0-2-0		1-4-0		
4-6-0	0-0-0	0-0-0		NEUTRAL		1-1-0		0-1-0		3-4-0		
8-10-0	0-0-0	0-0-0		NON-CONFERENCE		1-2-0		0-2-0		7-6-0		
3-1-0	0-0-0	0-0-0		HOME		0-0-0		0-0-0		3-1-0		
1-3-0	0-0-0	0-0-		AWAY		0-1-0		0-1-0		1-1-0		
4-6-0	0-0-0	0-0-0		NEUTRAL		1-1-0		0-1-0		3-4-0		
1-13-0	0-0-0	0-0-0		CONFERENCE		0-0-0		0-4-0		1-9-0		
1-5-0	0-0-0	0-0-0		HOME		0-0-0		0-2-0		1-3-0		
0-8-0	0-0-0	0-0-0		AWAY		0-0-0		0-2-0		0-6-0		
0-0-0	0-0-0	0-0-0		NEUTRAL		0-0-0		0-0-0		0-0-0		
RPI	S	Opponent	Score	RPI	S	Opponent	Score	RPI	S	Opponent	Score	
						55 A	South Fla.	0		1	15	
						69 N	Dayton	0		7	4	
						85 N	North Florida	7		6	1	

Non-Div. I Games:

Wagner



RPI	S	Opponent	Score	
292	H	Saint Peter's	2	0
292	H	Saint Peter's	8	3

Wagner

W  
a  
g  
n  
e  
r

W  
a  
g  
n  
e  
r



Average RPI Win: 255		WON-LOST	WINNING	LAST 10	STRENGTH OF		OPP. STRENGTH	TEAM	ADJ	CONF.	ADJ CONF.				
Average RPI Loss: 167		RECORD	PCT. RANK	GAMES	SCHEDULE		OF SCHEDULE	RPI	RPI	RPI	RPI				
DIV. I ONLY		6-26-0	.1875	282	0-10-0		193	269	271	.38367	272	27	27		
DIV. I NON-CONF.		5-17-0	.22727	257	0-1-0		240	288	267	.38187	270	27	27		
<hr/>															
TOTALS		RPI 1-25		RPI 26-50		W-L RECORDS		RPI 51-100		RPI 101-150		RPI 150+			
6-26-0		0-0-0		0-1-0		OVERALL		0-3-0		0-8-0		6-14-0			
4-9-0		0-0-0		0-0-0		HOME		0-0-0		0-4-0		4-5-0			
1-13-0		0-0-0		0-1-0		AWAY		0-3-0		0-3-0		1-6-0			
1-4-0		0-0-0		0-0-0		NEUTRAL		0-0-0		0-1-0		1-3-0			
<hr/>															
5-17-0		0-0-0		0-1-0		NON-CONFERENCE		0-3-0		0-4-0		5-9-0			
3-2-0		0-0-0		0-0-0		HOME		0-0-0		0-0-0		3-2-0			
1-11-0		0-0-0		0-0-		AWAY		0-3-0		0-3-0		1-4-0			
1-4-0		0-0-0		0-0-0		NEUTRAL		0-0-0		0-1-0		1-3-0			
<hr/>															
1-9-0		0-0-0		0-0-0		CONFERENCE		0-0-0		0-4-0		1-5-0			
1-7-0		0-0-0		0-0-0		HOME		0-0-0		0-4-0		1-3-0			
0-2-0		0-0-0		0-0-0		AWAY		0-0-0		0-0-0		0-2-0			
0-0-0		0-0-0		0-0-0		NEUTRAL		0-0-0		0-0-0		0-0-0			
<hr/>															
RPI	S	Opponent	Score	RPI	S	Opponent	Score	RPI	S	Opponent	Score	RPI	S	Opponent	Score
				40	A	Georgia St.	4 10	89	A	Georgia Tech	2 12	102	N	Stony Brook	2 3
								89	A	Georgia Tech	0 2	120	H	Saint Francis (PA)	0 8
								89	A	Georgia Tech	0 10	120	H	Saint Francis (PA)	0 8
												123	A	Coastal Caro.	3 11
												123	A	Coastal Caro.	6 7
												123	A	Coastal Caro.	0 8
												125	H	Central Conn. St.	0 2
												125	H	Central Conn. St.	2 12
												154	N	Presbyterian	0 8
												171	N	Saint Joseph's	0 8
												171	N	Saint Joseph's	0 13
												199	A	Robert Morris	3 7
												199	A	Robert Morris	6 11
												224	H	Bryant	0 13
												224	H	Bryant	6 5
												228	H	Fairleigh Dickinson	0 3
												228	H	Fairleigh Dickinson	0 3
												242	N	Loyola Chicago	3 2
												245	A	UMBC	2 4
												245	A	UMBC	3 1
												251	H	Cornell	7 9
												251	H	Cornell	8 5
												251	H	Cornell	8 13
												255	A	Manhattan	6 15
												255	A	Manhattan	1 6
												255	A	Manhattan	7 14
												285	H	Coppin St.	11 0
<hr/>															
LAST 10 GAMES															
				228	H	Fairleigh Dickinson	0 3	120	H	Saint Francis (PA)	0 8	251	H	Cornell	8 13
				228	H	Fairleigh Dickinson	0 3	251	H	Cornell	8 13	255	A	Manhattan	6 15
				125	H	Central Conn. St.	0 2	199	A	Robert Morris	3 7	255	A	Manhattan	1 6
				125	H	Central Conn. St.	2 12	199	A	Robert Morris	6 11	255	A	Manhattan	7 14
				120	H	Saint Francis (PA)	0 8	224	H	Bryant	0 13	285	H	Coppin St.	11 0

Non-Div. I Games:

Mt. St. Mary's



RPI	S	Opponent	Score	
285	H	Coppin St.	7	5

Mt. St. Mary's

M  
t  
.  
S  
t  
.  
M  
a  
r  
y  
'  
s

M  
t  
.  
S  
t  
.  
M  
a  
r  
y  
'  
s



Average RPI Win:		252	WON-LOST RECORD		WINNING PCT. RANK		LAST 10 GAMES		STRENGTH OF SCHEDULE		OPP. STRENGTH OF SCHEDULE		TEAM RPI		ADJ RPI		CONF. RPI		ADJ CONF. RPI	
DIV. I ONLY			11-24-0		.31429	243	6-4-0		279		279		277		.38045	273	31		31	
DIV. I NON-CONF.			3-15-0		.16667	276	0-0-0		114		207		247		.42166	242	31		31	
TOTALS		RPI 1-25		RPI 26-50		W-L RECORDS		RPI 51-100		RPI 101-150		RPI 150+								
11-24-0		0-2-0		0-0-0		OVERALL		1-1-0		0-4-0		10-17-0								
6-3-0		0-0-0		0-0-0		HOME		0-0-0		0-0-0		6-3-0								
3-14-0		0-0-0		0-0-0		AWAY		1-1-0		0-1-0		2-9-0								
2-7-0		0-2-0		0-0-0		NEUTRAL		0-0-0		0-3-0		2-2-0								
3-15-0		0-2-0		0-0-0		NON-CONFERENCE		1-1-0		0-4-0		2-8-0								
0-0-0		0-0-0		0-0-0		HOME		0-0-0		0-0-0		0-0-0								
1-8-0		0-0-0		0-0-		AWAY		1-1-0		0-1-0		0-6-0								
2-7-0		0-2-0		0-0-0		NEUTRAL		0-0-0		0-3-0		2-2-0								
8-9-0		0-0-0		0-0-0		CONFERENCE		0-0-0		0-0-0		8-9-0								
6-3-0		0-0-0		0-0-0		HOME		0-0-0		0-0-0		6-3-0								
2-6-0		0-0-0		0-0-0		AWAY		0-0-0		0-0-0		2-6-0								
0-0-0		0-0-0		0-0-0		NEUTRAL		0-0-0		0-0-0		0-0-0								
RPI	S	Opponent		Score		RPI	S	Opponent		Score		RPI	S	Opponent		Score				
23	N	Washington		1	10			64	A	UC Riverside		0	15	127	N	UNCG		1	11	
23	N	Washington		0	12			64	A	UC Riverside		4	2	133	A	San Diego		2	15	
														137	N	Delaware		6	13	
														137	N	Delaware		6	11	
														161	A	Charleston So.		0	8	
														176	A	Loyola Marymount		0	10	
														176	A	Loyola Marymount		7	10	
														176	N	Loyola Marymount		2	12	
														189	A	George Washington		3	9	
														204	N	Toledo		8	10	
														204	N	Toledo		8	1	
														205	A	Santa Clara		4	12	
														205	A	Santa Clara		1	10	
														234	A	Savannah St.		7	8	
														234	A	Savannah St.		4	12	
														245	N	UMBC		5	4	
														254	H	Hampton		8	1	
														254	H	Hampton		0	10	
														254	H	Hampton		0	2	
														283	A	Norfolk St.		2	7	
														283	A	Norfolk St.		5	8	
														283	A	Norfolk St.		1	9	
														285	H	Coppin St.		15	2	
														285	H	Coppin St.		10	2	
														285	H	Coppin St.		7	6	
														285	H	Coppin St.		15	2	
														286	A	Morgan St.		16	14	
														286	A	Morgan St.		4	2	
LAST 10 GAMES																				
														286	A	Morgan St.		16	14	
														286	A	Morgan St.		4	2	
														286	A	Morgan St.		4	7	
														254	H	Hampton		0	10	
														254	H	Hampton		8	1	
														283	A	Norfolk St.		5	8	

Non-Div. I Games: Elizabeth City St. 13 1 Elizabeth City St. 11 2 Elizabeth City St. 20 3

Howard



RPI	S	Opponent	Score	
286	A	Morgan St.	4	7
289	H	UMES	5	6
289	H	UMES	2	0
289	H	UMES	8	3

Howard



Average RPI Win: 268		WON-LOST	WINNING	LAST 10	STRENGTH OF		OPP. STRENGTH	TEAM	ADJ		CONF.	ADJ CONF.			
Average RPI Loss: 170		RECORD	PCT. RANK	GAMES	SCHEDULE		OF SCHEDULE	RPI	RPI		RPI	RPI			
DIV. I ONLY		13-29-0	.30952	248	4-6-0		272	265	273	.37568	274	32	32		
DIV. I NON-CONF.		5-23-0	.17857	274	0-1-0		264	179	276	.37121	278	32	32		
<hr/>															
TOTALS		RPI 1-25		RPI 26-50		W-L RECORDS		RPI 51-100		RPI 101-150		RPI 150+			
13-29-0		0-0-0		0-2-0		OVERALL		0-9-0		0-3-0		13-15-0			
3-6-0		0-0-0		0-0-0		HOME		0-2-0		0-1-0		3-3-0			
2-11-0		0-0-0		0-0-0		AWAY		0-5-0		0-2-0		2-4-0			
8-12-0		0-0-0		0-2-0		NEUTRAL		0-2-0		0-0-0		8-8-0			
<hr/>															
5-23-0		0-0-0		0-2-0		NON-CONFERENCE		0-9-0		0-3-0		5-9-0			
1-5-0		0-0-0		0-0-0		HOME		0-2-0		0-1-0		1-2-0			
0-7-0		0-0-0		0-0-		AWAY		0-5-0		0-2-0		0-0-0			
4-11-0		0-0-0		0-2-0		NEUTRAL		0-2-0		0-0-0		4-7-0			
<hr/>															
8-6-0		0-0-0		0-0-0		CONFERENCE		0-0-0		0-0-0		8-6-0			
2-1-0		0-0-0		0-0-0		HOME		0-0-0		0-0-0		2-1-0			
2-4-0		0-0-0		0-0-0		AWAY		0-0-0		0-0-0		2-4-0			
4-1-0		0-0-0		0-0-0		NEUTRAL		0-0-0		0-0-0		4-1-0			
<hr/>															
RPI	S	Opponent	Score	RPI	S	Opponent	Score	RPI	S	Opponent	Score	RPI	S	Opponent	Score
				31	N	Western Ky.	0 9	58	H	Troy	2 14	108	A	Samford	4 10
				31	N	Western Ky.	8 16	58	H	Troy	2 10	108	H	Samford	1 6
								58	N	Troy	3 11	110	A	Stetson	0 10
								77	A	La.-Monroe	1 3	197	N	Colgate	0 11
								77	A	La.-Monroe	2 10	208	N	Southeast Mo. St.	8 5
								81	A	Mercer	2 11	208	N	Southeast Mo. St.	12 7
								81	A	Mercer	2 15	234	N	Savannah St.	5 8
								85	N	North Florida	0 11	243	N	Buffalo	8 11
								90	A	Jacksonville St.	1 6	250	N	Florida A&M	10 1
												256	N	Valparaiso	2 8
												262	N	Houston Baptist	5 6
												262	N	Houston Baptist	3 6
												263	N	Tennessee St.	4 8
												264	A	Mississippi Val.	5 7
												264	A	Mississippi Val.	2 3
												264	A	Mississippi Val.	9 7
												266	H	Northern Ky.	8 2
												266	H	Northern Ky.	9 10
												266	H	Northern Ky.	6 8
												267	A	Jackson St.	11 12
												267	A	Jackson St.	4 5
												267	A	Jackson St.	10 3
				LAST 10 GAMES								270	N	Texas Southern	2 5
				291	H	Alabama A&M	3 4	264	A	Mississippi Val.	2 3	275	N	Southern U.	5 2
				291	H	Alabama A&M	10 2	90	A	Jacksonville St.	1 6	286	N	Morgan St.	9 5
				291	H	Alabama A&M	1 0	267	A	Jackson St.	4 5	288	N	Grambling	7 1
				264	A	Mississippi Val.	5 7	267	A	Jackson St.	11 12	290	N	Ark.-Pine Bluff	5 0
				264	A	Mississippi Val.	9 7	267	A	Jackson St.	10 3				

Non-Div. I Games: Faulkner 8 4

Alabama St.



Alabama St.

Alabama State.

Alabama St.



Average RPI Win:	283	WON-LOST RECORD	WINNING PCT. RANK	LAST 10 GAMES	STRENGTH OF SCHEDULE	OPP. STRENGTH OF SCHEDULE	TEAM RPI	ADJ RPI	CONF. RPI	ADJ CONF. RPI				
DIV. I ONLY	13-11-0	.54167	116	8-2-0	295	293	274	.37523	275	32	32			
DIV. I NON-CONF.	2-6-0	.25	248	0-0-0	286	213	278	.37391	276	32	32			
<hr/>														
TOTALS	RPI 1-25	RPI 26-50		W-L RECORDS	RPI 51-100		RPI 101-150		RPI 150+					
13-11-0	0-0-0	0-0-0		OVERALL	0-2-0		0-0-0		13-9-0					
5-5-0	0-0-0	0-0-0		HOME	0-2-0		0-0-0		5-3-0					
5-2-0	0-0-0	0-0-0		AWAY	0-0-0		0-0-0		5-1-0					
3-4-0	0-0-0	0-0-0		NEUTRAL	0-0-0		0-0-0		3-4-0					
<hr/>														
2-6-0	0-0-0	0-0-0		NON-CONFERENCE	0-2-0		0-0-0		2-4-0					
1-3-0	0-0-0	0-0-0		HOME	0-2-0		0-0-0		1-1-0					
0-1-0	0-0-0	0-0-		AWAY	0-0-0		0-0-0		0-1-0					
1-2-0	0-0-0	0-0-0		NEUTRAL	0-0-0		0-0-0		1-2-0					
<hr/>														
11-5-0	0-0-0	0-0-0		CONFERENCE	0-0-0		0-0-0		11-5-0					
4-2-0	0-0-0	0-0-0		HOME	0-0-0		0-0-0		4-2-0					
5-1-0	0-0-0	0-0-0		AWAY	0-0-0		0-0-0		5-1-0					
2-2-0	0-0-0	0-0-0		NEUTRAL	0-0-0		0-0-0		2-2-0					
<hr/>														
RPI S	Opponent	Score	RPI S	Opponent	Score	RPI S	Opponent	Score	RPI S	Opponent	Score			
						86 H	Louisiana Tech	0 7	164 A	Nicholls St.	2 11			
						86 H	Louisiana Tech	0 8	164 N	Nicholls St.	0 15			
						236 H	Holy Cross	5 3	236 H	Holy Cross	2 7			
						264 N	Mississippi Val.	2 7	270 H	Texas Southern	1 2			
						270 H	Texas Southern	3 2	270 H	Texas Southern	8 3			
						274 N	Alabama St.	2 5	282 N	Detroit	0 4			
						282 N	Detroit	2 1	288 H	Grambling	2 1			
						288 H	Grambling	10 3	288 H	Grambling	0 1			
						290 A	Ark.-Pine Bluff	10 5	290 A	Ark.-Pine Bluff	5 3			
						290 A	Ark.-Pine Bluff	4 0	291 N	Alabama A&M	8 7			
						294 A	Prairie View	7 1	294 A	Prairie View	7 3			
						294 A	Prairie View	1 4	295 N	Alcorn	10 6			
						LAST 10 GAMES								
						294 A	Prairie View	7 1	290 A	Ark.-Pine Bluff	10 5			
						294 A	Prairie View	1 4	288 H	Grambling	2 1			
						294 A	Prairie View	7 3	288 H	Grambling	10 3			
						290 A	Ark.-Pine Bluff	4 0	288 H	Grambling	0 1			
						290 A	Ark.-Pine Bluff	5 3	270 H	Texas Southern	8 3			

Non-Div. I Games: Langston 8 9 Langston 6 2

Southern U.



[illegible]

**Non-Div. I Games:**

Quinnipiac



Quinnipiac



Average RPI Win:	259	WON-LOST RECORD	WINNING PCT. RANK	LAST 10 GAMES	STRENGTH OF SCHEDULE	OPP. STRENGTH OF SCHEDULE	TEAM RPI	ADJ RPI	CONF. RPI	ADJ CONF. RPI			
Average RPI Loss:	167												
DIV. I ONLY	9-34-0	.2093	280	4-6-0	257	249	278	.37251	277	24	23		
DIV. I NON-CONF.	6-13-0	.31579	223	2-0-0	269	283	263	.40027	261	22	22		
<hr/>													
TOTALS	RPI 1-25	RPI 26-50		W-L RECORDS	RPI 51-100		RPI 101-150		RPI 150+				
9-34-0	0-0-0	0-0-0		OVERALL	0-7-0		0-5-0		9-22-0				
4-7-0	0-0-0	0-0-0		HOME	0-0-0		0-0-0		4-7-0				
2-17-0	0-0-0	0-0-0		AWAY	0-6-0		0-2-0		2-9-0				
3-10-0	0-0-0	0-0-0		NEUTRAL	0-1-0		0-3-0		3-6-0				
<hr/>													
6-13-0	0-0-0	0-0-0		NON-CONFERENCE	0-4-0		0-3-0		6-6-0				
1-1-0	0-0-0	0-0-0		HOME	0-0-0		0-0-0		1-1-0				
2-5-0	0-0-0	0-0-		AWAY	0-3-0		0-2-0		2-0-0				
3-7-0	0-0-0	0-0-0		NEUTRAL	0-1-0		0-1-0		3-5-0				
<hr/>													
3-21-0	0-0-0	0-0-0		CONFERENCE	0-3-0		0-2-0		3-16-0				
3-6-0	0-0-0	0-0-0		HOME	0-0-0		0-0-0		3-6-0				
0-12-0	0-0-0	0-0-0		AWAY	0-3-0		0-0-0		0-9-0				
0-3-0	0-0-0	0-0-0		NEUTRAL	0-0-0		0-2-0		0-1-0				
<hr/>													
RPI S	Opponent	Score	RPI S	Opponent	Score	RPI S	Opponent	Score	RPI S	Opponent	Score		
						54 N	Ohio St.	1	13	111 N	Central Ark.	0	9
						61 A	Texas St.	0	1	111 N	Central Ark.	2	13
						63 A	Northwestern St.	0	15	113 N	Iowa St.	4	8
						63 A	Northwestern St.	3	5	119 A	Texas-Arlington	4	13
						63 A	Northwestern St.	0	8	119 A	Texas-Arlington	2	16
						80 A	UTSA	1	13	158 N	Eastern Ill.	4	7
						80 A	UTSA	6	7	158 N	Eastern Ill.	1	6
						164 H	Nicholls St.	5	4				
						164 H	Nicholls St.	4	5				
						164 H	Nicholls St.	1	8				
						175 H	Lamar	3	6				
						175 H	Lamar	3	4				
						175 H	Lamar	7	11				
						193 A	Stephen F. Austin	0	12				
						193 A	Stephen F. Austin	3	6				
						193 A	Stephen F. Austin	2	4				
						206 N	Sam Houston St.	2	5				
						220 A	Southeastern La.	1	2				
						220 A	Southeastern La.	4	5				
						220 A	Southeastern La.	4	5				
221 N	Southern Miss.	1	2										
243 N	Buffalo	7	10										
258 H	Abilene Christian	7	3										
258 H	Abilene Christian	10	2										
258 H	Abilene Christian	0	7										
262 A	Houston Baptist	0	4										
262 A	Houston Baptist	1	3										
LAST 10 GAMES													
193 A	Stephen F. Austin	0	12	164 H	Nicholls St.	5	4	258 H	Abilene Christian	7	3		
193 A	Stephen F. Austin	2	4	294 A	Prairie View	8	3	258 H	Abilene Christian	10	2		
193 A	Stephen F. Austin	3	6	294 A	Prairie View	19	10	258 H	Abilene Christian	0	7		
164 H	Nicholls St.	1	8	258 H	Abilene Christian	10	2	262 A	Houston Baptist	0	4		
164 H	Nicholls St.	4	5	258 H	Abilene Christian	0	7	262 A	Houston Baptist	1	3		

Non-Div. I Games:

Incarnate Word



RPI	S	Opponent	Score	
262	A	Houston Baptist	0	7
263	N	Tennessee St.	3	2
264	N	Mississippi Val.	1	5
267	N	Jackson St.	7	5
267	N	Jackson St.	6	3
270	H	Texas Southern	2	5
270	H	Texas Southern	6	1
294	A	Prairie View	19	10
294	A	Prairie View	8	3

Incarnate Word

I  
n  
c  
a  
r  
n  
a  
t  
e  
W  
o  
r  
d

I  
n  
c  
a  
r  
n  
a  
t  
e  
W  
o  
r  
d



Average RPI Win: 269		WON-LOST	WINNING	LAST 10	STRENGTH OF		OPP. STRENGTH	TEAM	ADJ		CONF.	ADJ CONF.	
Average RPI Loss: 190		RECORD	PCT. RANK	GAMES	SCHEDULE		OF SCHEDULE	RPI	RPI		RPI	RPI	
DIV. I ONLY		13-25-0	.34211	223	2-7-0		288	272	279	.37187	278	31	31
DIV. I NON-CONF.		2-16-0	.11111	280	1-1-0		239	228	282	.36873	280	31	31
TOTALS		RPI 1-25	RPI 26-50		W-L RECORDS		RPI 51-100		RPI 101-150		RPI 150+		
13-25-0	0-0-0	0-0-0		OVERALL		0-0-0		0-7-0		13-18-0			
8-11-0	0-0-0	0-0-0		HOME		0-0-0		0-2-0		8-9-0			
5-10-0	0-0-0	0-0-0		AWAY		0-0-0		0-3-0		5-5-0			
0-4-0	0-0-0	0-0-0		NEUTRAL		0-0-0		0-2-0		0-2-0			
2-16-0	0-0-0	0-0-0		NON-CONFERENCE		0-0-0		0-7-0		2-9-0			
1-4-0	0-0-0	0-0-0		HOME		0-0-0		0-2-0		1-2-0			
1-8-0	0-0-0	0-0-		AWAY		0-0-0		0-3-0		1-5-0			
0-4-0	0-0-0	0-0-0		NEUTRAL		0-0-0		0-2-0		0-2-0			
11-9-0	0-0-0	0-0-0		CONFERENCE		0-0-0		0-0-0		11-9-0			
7-7-0	0-0-0	0-0-0		HOME		0-0-0		0-0-0		7-7-0			
4-2-0	0-0-0	0-0-0		AWAY		0-0-0		0-0-0		4-2-0			
0-0-0	0-0-0	0-0-0		NEUTRAL		0-0-0		0-0-0		0-0-0			
RPI	S	Opponent	Score	RPI	S	Opponent	Score	RPI	S	Opponent	Score		
								120	H	Saint Francis (PA)	0 4		
								127	A	UNCG	0 10		
								127	H	UNCG	5 10		
								137	N	Delaware	1 7		
								144	A	Western Caro.	5 8		
								144	A	Western Caro.	0 7		
								149	N	Tennessee Tech	3 6		
								155	A	UNCW	1 4		
								155	A	UNCW	2 3		
								155	N	UNCW	3 8		
								161	A	Charleston So.	1 10		
								161	A	Charleston So.	1 9		
								187	H	Drexel	2 3		
								207	A	Campbell	1 6		
								207	A	Campbell	7 6		
								212	A	Bethune-Cookman	1 4		
								212	A	Bethune-Cookman	2 6		
								212	A	Bethune-Cookman	9 5		
								234	H	Savannah St.	0 9		
								234	H	Savannah St.	3 19		
								234	H	Savannah St.	6 7		
				LAST 10 GAMES				237	H	Gardner-Webb	5 14		
				212	A	Bethune-Cookman	2 6	234	H	Savannah St.	6 7		
				212	A	Bethune-Cookman	1 4	207	A	Campbell	1 6		
				212	A	Bethune-Cookman	9 5	207	A	Campbell	7 6		
				234	H	Savannah St.	0 9	250	H	Florida A&M	0 12		
				234	H	Savannah St.	3 19	250	H	Florida A&M	9 1		
								250	H	Florida A&M	9 1		
								253	N	Marist	2 5		

Non-Div. I Games:

N.C. A&amp;T



RPI	S	Opponent	Score	
254	H	Hampton	2	7
254	H	Hampton	4	6
283	H	Norfolk St.	9	3
285	H	Coppin St.	11	2
285	H	Coppin St.	7	4
286	H	Morgan St.	17	11
289	H	UMES	5	4
289	H	UMES	5	4
293	A	South Carolina St.	7	2
293	A	South Carolina St.	10	2
293	A	South Carolina St.	6	5

N.C. A&T

N  
.  
C  
.  
A  
&  
T

N  
.  
C  
.  
A  
&  
T



Average RPI Win:		269	WON-LOST RECORD		WINNING PCT. RANK		LAST 10 GAMES		STRENGTH OF SCHEDULE		OPP. STRENGTH OF SCHEDULE		TEAM RPI		ADJ RPI		CONF. RPI		ADJ CONF. RPI	
DIV. I ONLY			14-23-0		.37838 206		2-8-0		287		284		275		.37154 279		31		31	
DIV. I NON-CONF.			7-13-0		.35 202		0-0-0		278		284		261		.39991 262		31		31	
TOTALS		RPI 1-25		RPI 26-50		W-L RECORDS		RPI 51-100		RPI 101-150		RPI 150+								
14-23-0		0-1-0		0-0-0		OVERALL		0-2-0		0-3-0		14-17-0								
7-7-0		0-1-0		0-0-0		HOME		0-0-0		0-0-0		7-6-0								
1-10-0		0-0-0		0-0-0		AWAY		0-1-0		0-1-0		1-6-0								
6-6-0		0-0-0		0-0-0		NEUTRAL		0-1-0		0-1-0		6-4-0								
7-13-0		0-1-0		0-0-0		NON-CONFERENCE		0-2-0		0-3-0		7-7-0								
1-2-0		0-1-0		0-0-0		HOME		0-0-0		0-0-0		1-1-0								
0-5-0		0-0-0		0-0-		AWAY		0-1-0		0-2-0		0-2-0								
6-6-0		0-0-0		0-0-0		NEUTRAL		0-1-0		0-1-0		6-4-0								
7-10-0		0-0-0		0-0-0		CONFERENCE		0-0-0		0-0-0		7-10-0								
6-5-0		0-0-0		0-0-0		HOME		0-0-0		0-0-0		6-5-0								
1-5-0		0-0-0		0-0-0		AWAY		0-0-0		0-0-0		1-5-0								
0-0-0		0-0-0		0-0-0		NEUTRAL		0-0-0		0-0-0		0-0-0								
RPI	S	Opponent		Score		RPI	S	Opponent		Score		RPI	S	Opponent		Score				
15	H	Notre Dame		0 9								66	N	Kent St.		1 5				
												76	A	Elon		1 6				
												101	A	Charlotte		0 10				
												101	A	Charlotte		10 11				
												120	N	Saint Francis (PA)		0 5				
												182	N	Omaha		1 7				
												191	N	Virginia		5 4				
												211	N	Princeton		6 7				
												212	H	Bethune-Cookman		0 10				
												212	H	Bethune-Cookman		0 7				
												212	H	Bethune-Cookman		2 4				
												234	A	Savannah St.		3 7				
												234	A	Savannah St.		8 11				
												234	A	Savannah St.		2 10				
												237	A	Gardner-Webb		2 6				
												237	A	Gardner-Webb		2 8				
												250	A	Florida A&M		4 1				
												250	A	Florida A&M		1 3				
												253	H	Marist		5 1				
												253	H	Marist		4 9				
												257	A	Delaware St.		8 16				
												257	H	Delaware St.		12 11				
												264	N	Mississippi Val.		8 7				
												267	N	Jackson St.		3 1				
												276	N	Quinnipiac		13 10				
												281	N	Rider		5 4				
												281	N	Rider		1 11				
												283	H	Norfolk St.		1 0				
												283	H	Norfolk St.		10 2				
Non-Div. I Games: Montreat				9		Montreat				6										
										4										

N.C. Central



RPI	S	Opponent	Score	
288	N	Grambling	2	0
289	H	UMES	8	3
289	H	UMES	9	0
291	N	Alabama A&M	3	4
293	H	South Carolina St.	9	2
293	H	South Carolina St.	3	8
293	H	South Carolina St.	6	9

N.C. Central

N  
.  
C  
.  
C  
e  
n  
t  
r  
a  
l

N  
.  
C  
.  
C  
e  
n  
t  
r  
a  
l



Average RPI Win: 255		WON-LOST	WINNING	LAST 10	STRENGTH OF		OPP. STRENGTH	TEAM	ADJ		CONF.	ADJ CONF.				
Average RPI Loss: 160		RECORD	PCT. RANK	GAMES	SCHEDULE		OF SCHEDULE	RPI	RPI		RPI	RPI				
DIV. I ONLY		2-34-0	.05556	293	1-9-0		172	239	281	.36639	280	20	21			
DIV. I NON-CONF.		2-18-0	.1	282	1-2-0		227	246	281	.36723	282	21	21			
TOTALS		RPI 1-25	RPI 26-50		W-L RECORDS		RPI 51-100		RPI 101-150		RPI 150+					
2-34-0		0-1-0	0-0-0		OVERALL		0-5-0		0-8-0		2-20-0					
0-9-0		0-0-0	0-0-0		HOME		0-0-0		0-4-0		0-5-0					
1-16-0		0-1-0	0-0-0		AWAY		0-3-0		0-1-0		1-11-0					
1-9-0		0-0-0	0-0-0		NEUTRAL		0-2-0		0-3-0		1-4-0					
2-18-0		0-1-0	0-0-0		NON-CONFERENCE		0-2-0		0-5-0		2-10-0					
0-1-0		0-0-0	0-0-0		HOME		0-0-0		0-1-0		0-0-0					
1-8-0		0-1-0	0-0-		AWAY		0-0-0		0-1-0		1-6-0					
1-9-0		0-0-0	0-0-0		NEUTRAL		0-2-0		0-3-0		1-4-0					
0-16-0		0-0-0	0-0-0		CONFERENCE		0-3-0		0-3-0		0-10-0					
0-8-0		0-0-0	0-0-0		HOME		0-0-0		0-3-0		0-5-0					
0-8-0		0-0-0	0-0-0		AWAY		0-3-0		0-0-0		0-5-0					
0-0-0		0-0-0	0-0-0		NEUTRAL		0-0-0		0-0-0		0-0-0					
RPI	S	Opponent	Score		RPI	S	Opponent	Score		RPI	S	Opponent	Score			
17	A	James Madison	0	8						110	A	Stetson	0	9		
							69	A	Dayton	1	12	116	H	Saint Louis	3	8
							69	A	Dayton	0	10	116	H	Saint Louis	8	9
							84	N	Maryland	3	18	116	H	Saint Louis	2	14
							87	N	St. John's (NY)	5	15	122	N	FGCU	1	3
												136	N	Ga. Southern	2	7
												143	H	UConn	0	8
												146	N	Michigan St.	1	7
												168	N	Akron	0	5
												171	A	Saint Joseph's	6	14
												171	A	Saint Joseph's	3	9
												174	A	La Salle	2	10
												174	A	La Salle	0	2
												174	A	La Salle	4	8
												178	N	Ill.-Chicago	0	4
												198	H	George Mason	7	10
												198	H	George Mason	1	8
												198	H	George Mason	4	8
												202	A	Harvard	3	14
												202	A	Harvard	0	15
												213	N	Morehead St.	4	11
												214	N	Oakland	0	10
					LAST 10 GAMES							219	H	Massachusetts	0	14
					198	H	George Mason	7	10			219	H	Massachusetts	3	7
					198	H	George Mason	1	8			219	H	Massachusetts	0	14
					198	H	George Mason	4	8			224	A	Bryant	3	5
					224	A	Bryant	3	5			240	A	UMass Lowell	3	2
					240	A	UMass Lowell	3	2			240	A	UMass Lowell	0	9

Non-Div. I Games:

Rhode Island






RPI	S	Opponent	Score	
245	A	UMBC	6	8
245	A	UMBC	2	5
269	N	Lafayette	8	1

Rhode Island

R  
h  
o  
d  
e  
I  
s  
l  
a  
n  
d

R  
h  
o  
d  
e  
I  
s  
l  
a  
n  
d



 Tie,  Loss,  Non-Conf, S Site, H Home, A Away, N Neutral Page 400



RPI	S	Opponent	Score	
283	N	Norfolk St.	6	4
287	N	Hartford	7	6
287	N	Hartford	9	3
287	N	Hartford	3	7
292	A	Saint Peter's	9	2
292	A	Saint Peter's	8	12

Rider



Average RPI Win: 238		WON-LOST RECORD		WINNING PCT. RANK		LAST 10 GAMES		STRENGTH OF SCHEDULE		OPP. STRENGTH OF SCHEDULE		TEAM RPI		ADJ RPI		CONF. RPI		ADJ CONF. RPI	
DIV. I ONLY		5-37-0		.11905 287		2-8-0		206		252		280		.36571 282		29		29	
DIV. I NON-CONF.		4-26-0		.13333 279		1-3-0		181		260		270		.38 274		29		29	
TOTALS		RPI 1-25		RPI 26-50		W-L RECORDS		RPI 51-100		RPI 101-150		RPI 150+							
5-37-0		0-1-0		0-0-0		OVERALL		0-6-0		0-3-0		5-27-0							
2-12-0		0-0-0		0-0-0		HOME		0-0-0		0-2-0		2-10-0							
2-14-0		0-0-0		0-0-0		AWAY		0-1-0		0-0-0		2-13-0							
1-11-0		0-1-0		0-0-0		NEUTRAL		0-5-0		0-1-0		1-4-0							
4-26-0		0-1-0		0-0-0		NON-CONFERENCE		0-6-0		0-3-0		4-16-0							
2-6-0		0-0-0		0-0-0		HOME		0-0-0		0-2-0		2-4-0							
1-9-0		0-0-0		0-0-		AWAY		0-1-0		0-0-0		1-8-0							
1-11-0		0-1-0		0-0-0		NEUTRAL		0-5-0		0-1-0		1-4-0							
1-11-0		0-0-0		0-0-0		CONFERENCE		0-0-0		0-0-0		1-11-0							
0-6-0		0-0-0		0-0-0		HOME		0-0-0		0-0-0		0-6-0							
1-5-0		0-0-0		0-0-0		AWAY		0-0-0		0-0-0		1-5-0							
0-0-0		0-0-0		0-0-0		NEUTRAL		0-0-0		0-0-0		0-0-0							
RPI	S	Opponent		Score		RPI	S	Opponent		Score		RPI	S	Opponent		Score			
10	N	Tennessee		0 14								122	N	FGCU		2 12			
												147	H	Central Mich.		7 8			
												147	H	Central Mich.		1 7			
												164	A	Nicholls St.		1 9			
												165	H	Western Mich.		3 11			
												167	A	Miami (OH)		3 14			
												178	H	Ill.-Chicago		2 7			
												178	H	Ill.-Chicago		6 11			
												178	H	Ill.-Chicago		4 5			
												199	N	Robert Morris		3 6			
												199	N	Robert Morris		0 5			
												204	H	Toledo		2 8			
												204	H	Toledo		5 7			
												210	A	Bowling Green		1 2			
												210	A	Bowling Green		5 6			
												214	H	Oakland		5 7			
												214	H	Oakland		1 9			
												214	H	Oakland		0 8			
												216	A	Wright St.		5 6			
												216	A	Wright St.		2 5			
												216	A	Wright St.		7 3			
												220	A	Southeastern La.		1 9			
												221	A	Southern Miss.		4 5			
												221	A	Southern Miss.		4 7			
												223	A	Canisius		3 5			
												223	A	Canisius		11 5			
												225	A	Youngstown St.		1 5			
LAST 10 GAMES																			
216	A	Wright St.		5 6		204	H	Toledo		2 8		221	A	Southern Miss.		4 5			
216	A	Wright St.		2 5		165	H	Western Mich.		3 11		221	A	Southern Miss.		4 7			
216	A	Wright St.		7 3		214	H	Oakland		5 7		223	A	Canisius		3 5			
243	H	Buffalo		6 4		214	H	Oakland		1 9		223	A	Canisius		11 5			
204	H	Toledo		5 7		214	H	Oakland		0 8		225	A	Youngstown St.		1 5			

Non-Div. I Games:

Detroit



D  
e  
t  
r  
o  
i  
t

1  
2  
3  
4  
5  
6  
7

Detroit



Average RPI Win: 271		WON-LOST RECORD		WINNING PCT. RANK		LAST 10 GAMES		STRENGTH OF SCHEDULE		OPP. STRENGTH OF SCHEDULE		TEAM RPI		ADJ RPI		CONF. RPI		ADJ CONF. RPI	
DIV. I ONLY		9-22-0		.29032 256		4-6-0		289		287		284		.33756 283		31		31	
DIV. I NON-CONF.		1-15-0		.0625 284		0-2-0		280		261		291		.3235 291		31		31	
TOTALS		RPI 1-25		RPI 26-50		W-L RECORDS		RPI 51-100		RPI 101-150		RPI 150+							
9-22-0		0-0-0		0-0-0		OVERALL		0-2-0		0-2-0		9-18-0							
5-11-0		0-0-0		0-0-0		HOME		0-0-0		0-2-0		5-9-0							
3-7-0		0-0-0		0-0-0		AWAY		0-2-0		0-0-0		3-5-0							
1-4-0		0-0-0		0-0-0		NEUTRAL		0-0-0		0-0-0		1-4-0							
1-15-0		0-0-0		0-0-0		NON-CONFERENCE		0-2-0		0-2-0		1-11-0							
0-7-0		0-0-0		0-0-0		HOME		0-0-0		0-2-0		0-5-0							
0-4-0		0-0-0		0-0-		AWAY		0-2-0		0-0-0		0-2-0							
1-4-0		0-0-0		0-0-0		NEUTRAL		0-0-0		0-0-0		1-4-0							
8-7-0		0-0-0		0-0-0		CONFERENCE		0-0-0		0-0-0		8-7-0							
5-4-0		0-0-0		0-0-0		HOME		0-0-0		0-0-0		5-4-0							
3-3-0		0-0-0		0-0-0		AWAY		0-0-0		0-0-0		3-3-0							
0-0-0		0-0-0		0-0-0		NEUTRAL		0-0-0		0-0-0		0-0-0							
RPI	S	Opponent	Score	RPI	S	Opponent	Score	RPI	S	Opponent	Score	RPI	S	Opponent	Score				
								67	A	Towson	0 8	106	H	Longwood	1 8				
								67	A	Towson	4 6	106	H	Longwood	1 3				
												155	A	UNCW	0 4				
												155	A	UNCW	1 8				
												187	N	Drexel	11 6				
												189	H	George Washington	6 7				
												189	H	George Washington	0 5				
												225	N	Youngstown St.	2 7				
												225	N	Youngstown St.	3 9				
												257	H	Delaware St.	2 11				
												257	H	Delaware St.	1 4				
												257	H	Delaware St.	9 14				
												265	H	Siena	2 9				
												265	H	Siena	3 10				
												265	H	Siena	4 7				
												273	H	Howard	7 2				
												273	H	Howard	9 1				
												273	H	Howard	8 5				
												278	A	N.C. A&T	3 9				
												279	A	N.C. Central	2 10				
												279	A	N.C. Central	0 1				
LAST 10 GAMES																			
												281	N	Rider	4 6				
												281	N	Rider	1 8				
												286	A	Morgan St.	7 6				
												286	A	Morgan St.	6 5				
												286	A	Morgan St.	11 2				
												289	H	UMES	5 4				
												289	H	UMES	0 2				

**Non-Div. I Games:**

Norfolk St.



Norfolk St.

1  
6  
:  
:  
6  
:  
1  
:  
:

Norfolk St.



Average RPI Win: 257		WON-LOST RECORD	WINNING PCT. RANK		LAST 10 GAMES	STRENGTH OF SCHEDULE	OPP. STRENGTH OF SCHEDULE	TEAM RPI	ADJ RPI		CONF. RPI	ADJ CONF. RPI	
Average RPI Loss: 203													
DIV. I ONLY		2-28-0	.06667	291	1-9-0	245	276	287	.33685	284	30	30	
DIV. I NON-CONF.		0-20-0	0	288	0-2-0	200	278	288	.34384	286	30	30	
<hr/>													
TOTALS		RPI 1-25		RPI 26-50		W-L RECORDS		RPI 51-100		RPI 101-150		RPI 150+	
2-28-0		0-0-0		0-0-0		OVERALL		0-1-0		0-5-0		2-22-0	
1-5-0		0-0-0		0-0-0		HOME		0-0-0		0-0-0		1-5-0	
1-10-0		0-0-0		0-0-0		AWAY		0-0-0		0-1-0		1-6-0	
0-13-0		0-0-0		0-0-0		NEUTRAL		0-1-0		0-3-0		0-9-0	
0-20-0		0-0-0		0-0-0		NON-CONFERENCE		0-1-0		0-5-0		0-14-0	
0-0-0		0-0-0		0-0-0		HOME		0-0-0		0-0-0		0-0-0	
0-7-0		0-0-0		0-0-		AWAY		0-0-0		0-2-0		0-5-0	
0-13-0		0-0-0		0-0-0		NEUTRAL		0-1-0		0-3-0		0-9-0	
2-8-0		0-0-0		0-0-0		CONFERENCE		0-0-0		0-0-0		2-8-0	
1-5-0		0-0-0		0-0-0		HOME		0-0-0		0-0-0		1-5-0	
1-3-0		0-0-0		0-0-0		AWAY		0-0-0		0-0-0		1-3-0	
0-0-0		0-0-0		0-0-0		NEUTRAL		0-0-0		0-0-0		0-0-0	
RPI	S	Opponent	Score	RPI	S	Opponent	Score	RPI	S	Opponent	Score		
								68	N	Lehigh	0	1	
								128	A	Syracuse	0	11	
								128	A	Syracuse	0	13	
								131	N	Bucknell	5	10	
								131	N	Bucknell	3	5	
								135	N	Albany (NY)	6	7	
								157	N	South Dakota	3	7	
								159	N	Creighton	0	8	
								171	N	Saint Joseph's	0	8	
								199	N	Robert Morris	1	3	
								200	A	Cleveland St.	0	9	
								200	A	Cleveland St.	0	8	
								200	A	Cleveland St.	0	8	
								201	A	Ohio	1	5	
								201	A	Ohio	1	7	
								204	N	Toledo	2	12	
								210	N	Bowling Green	1	9	
								249	A	Fairfield	7	1	
								249	A	Fairfield	2	8	
								253	H	Marist	3	14	
								253	H	Marist	0	12	
								254	N	Hampton	3	15	
								254	N	Hampton	3	6	
								256	N	Valparaiso	2	4	
								259	A	Iona	4	6	
								259	A	Iona	0	2	
								265	H	Siena	1	4	
								265	H	Siena	2	1	
LAST 10 GAMES													
				265	H	Siena	2	1	276	H	Quinnipiac	3	8
				265	H	Siena	1	4	253	H	Marist	0	12
				128	A	Syracuse	0	11	253	H	Marist	3	14
				128	A	Syracuse	0	13	259	A	Iona	0	2
				276	H	Quinnipiac	1	2	259	A	Iona	4	6

Non-Div. I Games:

Niagara



RPI	S	Opponent	Score
276	H	Quinnipiac	3 8
276	H	Quinnipiac	1 2

Niagara



Average RPI Win:		289	WON-LOST RECORD		WINNING PCT. RANK		LAST 10 GAMES		STRENGTH OF SCHEDULE		OPP. STRENGTH OF SCHEDULE		TEAM RPI		ADJ RPI		CONF. RPI		ADJ CONF. RPI		
DIV. I ONLY			3-22-0		.12 286		2-8-0		264		281		286		.33604 285		31		31		
DIV. I NON-CONF.			0-14-0		0 288		0-2-0		121		198		279		.3686 281		31		31		
TOTALS		RPI 1-25		RPI 26-50		W-L RECORDS		RPI 51-100		RPI 101-150		RPI 150+									
3-22-0		0-2-0		0-1-0		OVERALL		0-1-0		0-4-0		3-14-0									
0-3-0		0-0-0		0-0-0		HOME		0-0-0		0-0-0		0-3-0									
3-12-0		0-2-0		0-1-0		AWAY		0-0-0		0-0-0		3-8-0									
0-7-0		0-0-0		0-0-0		NEUTRAL		0-1-0		0-4-0		0-2-0									
0-14-0		0-2-0		0-1-0		NON-CONFERENCE		0-1-0		0-4-0		0-6-0									
0-0-0		0-0-0		0-0-0		HOME		0-0-0		0-0-0		0-0-0									
0-7-0		0-2-0		0-0-		AWAY		0-0-0		0-0-0		0-4-0									
0-7-0		0-0-0		0-0-0		NEUTRAL		0-1-0		0-4-0		0-2-0									
3-8-0		0-0-0		0-0-0		CONFERENCE		0-0-0		0-0-0		3-8-0									
0-3-0		0-0-0		0-0-0		HOME		0-0-0		0-0-0		0-3-0									
3-5-0		0-0-0		0-0-0		AWAY		0-0-0		0-0-0		3-5-0									
0-0-0		0-0-0		0-0-0		NEUTRAL		0-0-0		0-0-0		0-0-0									
RPI	S	Opponent		Score		RPI	S	Opponent		Score		RPI	S	Opponent		Score					
20	A	Georgia		0	11	38	A	USC Upstate		1	14	98	N	Murray St.		0	8				
20	A	Georgia		0	9							104	N	Illinois		0	13				
												120	N	Saint Francis (PA)		1	17				
												120	N	Saint Francis (PA)		5	16				
												148	N	Winthrop		5	19				
												187	A	Drexel		1	9				
												189	A	George Washington		0	5				
												202	N	Harvard		0	8				
												257	H	Delaware St.		12	19				
												257	H	Delaware St.		4	20				
												257	H	Delaware St.		5	14				
												271	N	Wagner		3	9				
												272	A	Mt. St. Mary's		0	11				
												272	A	Mt. St. Mary's		5	7				
												273	A	Howard		2	15				
												273	A	Howard		2	10				
												273	A	Howard		6	7				
												278	A	N.C. A&T		2	11				
												278	A	N.C. A&T		4	7				
												289	A	UMES		16	11				
												289	A	UMES		7	6				
												289	A	UMES		12	4				
						LAST 10 GAMES															
						189 A George Washington						0	5	273 A Howard						6	7
						257 H Delaware St.						12	19	273 A Howard						2	15
						257 H Delaware St.						4	20	273 A Howard						2	10
						257 H Delaware St.						5	14	289 A UMES						12	4
						187 A Drexel						1	9	289 A UMES						16	11

Non-Div. I Games:

Coppin St.



Average RPI Win: 269		WON-LOST RECORD		WINNING PCT. RANK		LAST 10 GAMES		STRENGTH OF SCHEDULE		OPP. STRENGTH OF SCHEDULE		TEAM RPI		ADJ RPI		CONF. RPI		ADJ CONF. RPI	
DIV. I ONLY		4-26-0		.13333 285		3-7-0		263		289		288		.3307 286		31		31	
DIV. I NON-CONF.		1-17-0		.05556 285		0-0-0		192		292		285		.34955 285		31		31	
TOTALS		RPI 1-25		RPI 26-50		W-L RECORDS		RPI 51-100		RPI 101-150		RPI 150+							
4-26-0		0-0-0		0-0-0		OVERALL		0-1-0		0-7-0		4-18-0							
2-8-0		0-0-0		0-0-0		HOME		0-0-0		0-0-0		2-8-0							
1-12-0		0-0-0		0-0-0		AWAY		0-0-0		0-2-0		1-6-0							
1-6-0		0-0-0		0-0-0		NEUTRAL		0-1-0		0-1-0		1-4-0							
1-17-0		0-0-0		0-0-0		NON-CONFERENCE		0-1-0		0-7-0		1-9-0							
0-2-0		0-0-0		0-0-0		HOME		0-0-0		0-0-0		0-2-0							
0-9-0		0-0-0		0-0-		AWAY		0-0-0		0-6-0		0-3-0							
1-6-0		0-0-0		0-0-0		NEUTRAL		0-1-0		0-1-0		1-4-0							
3-9-0		0-0-0		0-0-0		CONFERENCE		0-0-0		0-0-0		3-9-0							
2-6-0		0-0-0		0-0-0		HOME		0-0-0		0-0-0		2-6-0							
1-3-0		0-0-0		0-0-0		AWAY		0-0-0		0-0-0		1-3-0							
0-0-0		0-0-0		0-0-0		NEUTRAL		0-0-0		0-0-0		0-0-0							
RPI	S	Opponent	Score	RPI	S	Opponent	Score	RPI	S	Opponent	Score	RPI	S	Opponent	Score				
								76	N	Elon	2 5	102	N	Stony Brook	0 15				
												110	A	Stetson	0 9				
												110	A	Stetson	2 15				
												110	A	Stetson	0 9				
												110	A	Stetson	0 10				
												137	A	Delaware	0 1				
												137	A	Delaware	2 6				
												189	N	George Washington	2 8				
												198	A	George Mason	0 4				
												198	A	George Mason	0 8				
												251	H	Cornell	3 12				
												251	H	Cornell	0 10				
												254	H	Hampton	3 2				
												254	H	Hampton	4 10				
												255	A	Manhattan	0 8				
												257	A	Delaware St.	1 4				
												257	A	Delaware St.	8 3				
												257	A	Delaware St.	0 12				
												264	N	Mississippi Val.	4 6				
												267	N	Jackson St.	1 2				
												273	H	Howard	7 4				
												273	H	Howard	14 16				
												273	H	Howard	2 4				
												274	N	Alabama St.	5 9				
												278	A	N.C. A&T	11 17				
												283	H	Norfolk St.	6 7				
												283	H	Norfolk St.	5 6				
											</								

Non-Div. I Games:

Morgan St.



RPI	S	Opponent	Score	
283	H	Norfolk St.	2	11
291	N	Alabama A&M	7	4

Morgan St.

M  
o  
r  
g  
a  
n  
S  
t  
.

M  
o  
r  
g  
a  
n  
S  
t  
.



Average RPI Win: 265		WON-LOST	WINNING	LAST 10	STRENGTH OF		OPP. STRENGTH	TEAM	ADJ		CONF.	ADJ CONF.
Average RPI Loss: 192		RECORD	PCT. RANK	GAMES	SCHEDULE		OF SCHEDULE	RPI	RPI		RPI	RPI
DIV. I ONLY		2-34-0	.05556	293	0-8-0		220	276	285		.32782	287
DIV. I NON-CONF.		2-23-0	.08	283	0-2-0		242	294	286		.33078	287
TOTALS		RPI 1-25	RPI 26-50		W-L RECORDS		RPI 51-100		RPI 101-150		RPI 150+	
2-34-0		0-0-0	0-2-0		OVERALL		0-1-0		0-10-0		2-21-0	
0-11-0		0-0-0	0-0-0		HOME		0-0-0		0-6-0		0-5-0	
1-8-0		0-0-0	0-1-0		AWAY		0-1-0		0-2-0		1-4-0	
1-15-0		0-0-0	0-1-0		NEUTRAL		0-0-0		0-2-0		1-12-0	
2-23-0		0-0-0	0-2-0		NON-CONFERENCE		0-1-0		0-5-0		2-15-0	
0-3-0		0-0-0	0-0-0		HOME		0-0-0		0-1-0		0-2-0	
1-5-0		0-0-0	0-0-		AWAY		0-1-0		0-2-0		1-1-0	
1-15-0		0-0-0	0-1-0		NEUTRAL		0-0-0		0-2-0		1-12-0	
0-11-0		0-0-0	0-0-0		CONFERENCE		0-0-0		0-5-0		0-6-0	
0-8-0		0-0-0	0-0-0		HOME		0-0-0		0-5-0		0-3-0	
0-3-0		0-0-0	0-0-0		AWAY		0-0-0		0-0-0		0-3-0	
0-0-0		0-0-0	0-0-0		NEUTRAL		0-0-0		0-0-0		0-0-0	
RPI S	Opponent	Score	RPI S	Opponent	Score	RPI S	Opponent	Score	RPI S	Opponent	Score	
			38 A	USC Upstate	0 9	55 A	South Fla.	0 9	102 H	Stony Brook	0 12	
			43 N	Chattanooga	1 10				102 H	Stony Brook	3 16	
									102 H	Stony Brook	0 8	
									125 A	Central Conn. St.	0 2	
									125 A	Central Conn. St.	6 9	
									128 N	Syracuse	1 2	
									141 H	Binghamton	0 8	
									141 H	Binghamton	2 10	
									143 H	UConn	0 5	
									148 N	Winthrop	0 8	
									162 N	Appalachian St.	2 7	
									197 N	Colgate	0 4	
									223 N	Canisius	3 4	
									223 N	Canisius	0 11	
									240 H	UMass Lowell	0 8	
									240 H	UMass Lowell	1 8	
									240 H	UMass Lowell	2 8	
									245 A	UMBC	1 10	
									245 A	UMBC	1 9	
									245 A	UMBC	0 10	
									249 A	Fairfield	5 3	
									249 A	Fairfield	2 6	
									250 N	Florida A&M	2 8	
									252 H	Yale	1 5	
									252 H	Yale	4 6	
									255 N	Manhattan	8 15	
									255 N	Manhattan	2 6	
LAST 10 GAMES												
			240 H	UMass Lowell	2 8		102 H	Stony Brook	3 16			
			240 H	UMass Lowell	1 8		102 H	Stony Brook	0 8			
			240 H	UMass Lowell	0 8		252 H	Yale	4 6			
			143 H	UConn	0 5		252 H	Yale	1 5			
			102 H	Stony Brook	0 12		141 H	Binghamton	2 10			

Non-Div. I Games:

Hartford



RPI	S	Opponent	Score	
265	N	Siena	2	9
265	N	Siena	6	8
271	N	Wagner	7	9
281	N	Rider	7	3
281	N	Rider	3	9
281	N	Rider	6	7

Hartford

H  
a  
r  
t  
f  
o  
r  
d

H  
a  
r  
t  
f  
o  
r  
d



Average RPI Win: 281		WON-LOST RECORD	WINNING PCT. RANK		LAST 10 GAMES	STRENGTH OF SCHEDULE		OPP. STRENGTH OF SCHEDULE		TEAM RPI	ADJ RPI		CONF. RPI	ADJ CONF. RPI
Average RPI Loss: 216														
DIV. I ONLY		4-13-0	.23529	271	4-5-0	282	294	283	.31925	288	32	32		
DIV. I NON-CONF.		0-8-0	0	288	0-0-0	265	249	292	.30284	292	32	32		
TOTALS		RPI 1-25	RPI 26-50		W-L RECORDS		RPI 51-100		RPI 101-150		RPI 150+			
4-13-0	0-0-0		0-0-0		OVERALL		0-3-0		0-0-0		4-10-0			
1-0-0	0-0-0		0-0-0		HOME		0-0-0		0-0-0		1-0-0			
1-5-0	0-0-0		0-0-0		AWAY		0-3-0		0-0-0		1-1-0			
2-8-0	0-0-0		0-0-0		NEUTRAL		0-0-0		0-0-0		2-8-0			
0-8-0	0-0-0		0-0-0		NON-CONFERENCE		0-3-0		0-0-0		0-5-0			
0-0-0	0-0-0		0-0-0		HOME		0-0-0		0-0-0		0-0-0			
0-3-0	0-0-0		0-0-		AWAY		0-3-0		0-0-0		0-0-0			
0-5-0	0-0-0		0-0-0		NEUTRAL		0-0-0		0-0-0		0-5-0			
4-5-0	0-0-0		0-0-0		CONFERENCE		0-0-0		0-0-0		4-5-0			
1-0-0	0-0-0		0-0-0		HOME		0-0-0		0-0-0		1-0-0			
1-2-0	0-0-0		0-0-0		AWAY		0-0-0		0-0-0		1-2-0			
2-3-0	0-0-0		0-0-0		NEUTRAL		0-0-0		0-0-0		2-3-0			
RPI S	Opponent	Score	RPI S	Opponent	Score	RPI S	Opponent	Score	RPI S	Opponent	Score			
						77 A	La.-Monroe	0 8	208 N	Southeast Mo. St.	7 11			
						77 A	La.-Monroe	2 10	208 N	Southeast Mo. St.	8 10			
						86 A	Louisiana Tech	0 8	234 N	Savannah St.	1 7			
									263 N	Tennessee St.	6 12			
									264 N	Mississippi Val.	7 5			
									267 N	Jackson St.	0 7			
									274 N	Alabama St.	1 7			
									275 A	Southern U.	3 10			
									275 A	Southern U.	1 0			
									275 A	Southern U.	1 2			
									279 N	N.C. Central	0 2			
									290 H	Ark.-Pine Bluff	6 1			
									291 N	Alabama A&M	5 12			
									295 N	Alcorn	8 1			
LAST 10 GAMES														
						290 H	Ark.-Pine Bluff	6 1	267 N	Jackson St.	0 7			
						275 A	Southern U.	1 2	264 N	Mississippi Val.	7 5			
						275 A	Southern U.	3 10	295 N	Alcorn	8 1			
						275 A	Southern U.	1 0	291 N	Alabama A&M	5 12			
						274 N	Alabama St.	1 7	279 N	N.C. Central	0 2			
Non-Div. I Games:	Avila	2 3	Faulkner	3 4	Central Baptist	0 8	Houston-Victoria	6 20						
	Jarvis Christian	3 0	Houston-Victoria	5 7	LSU-Alexandria	0 13	Avila	Grambling	2 1					



U  
M  
E  
S

UMES



RPI	S	Opponent	Score	
293	H	South Carolina St.	3	0
293	H	South Carolina St.	4	14

UMES

U  
M  
E  
S

U  
M  
E  
S



Average RPI Win: 284		WON-LOST	WINNING	LAST 10	STRENGTH OF		OPP. STRENGTH	TEAM	ADJ	CONF.	ADJ CONF.
Average RPI Loss: 190		RECORD	PCT. RANK	GAMES	SCHEDULE		OF SCHEDULE	RPI	RPI	RPI	RPI
DIV. I ONLY		3-26-0	.10345	288	1-5-0		276	280	290	.30797	290
DIV. I NON-CONF.		0-18-0	0	288	0-1-0		226	199	287	.3287	289
TOTALS		RPI 1-25	RPI 26-50		W-L RECORDS		RPI 51-100		RPI 101-150		RPI 150+
3-26-0		0-0-0	0-1-0		OVERALL		0-5-0		0-5-0		3-15-0
0-4-0		0-0-0	0-0-0		HOME		0-0-0		0-0-0		0-4-0
1-11-0		0-0-0	0-0-0		AWAY		0-3-0		0-4-0		1-4-0
2-11-0		0-0-0	0-1-0		NEUTRAL		0-2-0		0-1-0		2-7-0
0-18-0		0-0-0	0-1-0		NON-CONFERENCE		0-5-0		0-5-0		0-7-0
0-1-0		0-0-0	0-0-0		HOME		0-0-0		0-0-0		0-1-0
0-8-0		0-0-0	0-0-		AWAY		0-3-0		0-4-0		0-1-0
0-9-0		0-0-0	0-1-0		NEUTRAL		0-2-0		0-1-0		0-5-0
3-8-0		0-0-0	0-0-0		CONFERENCE		0-0-0		0-0-0		3-8-0
0-3-0		0-0-0	0-0-0		HOME		0-0-0		0-0-0		0-3-0
1-3-0		0-0-0	0-0-0		AWAY		0-0-0		0-0-0		1-3-0
2-2-0		0-0-0	0-0-0		NEUTRAL		0-0-0		0-0-0		2-2-0
RPI	S	Opponent	Score	RPI	S	Opponent	Score	RPI	S	Opponent	Score
				48	N	SIUE	1 11	53	A	Ole Miss	0 8
								53	A	Ole Miss	3 22
								77	N	La.-Monroe	2 8
								77	N	La.-Monroe	5 13
								86	A	Louisiana Tech	0 6
										Central Ark.	2 11
										Missouri St.	2 5
										Oklahoma St.	0 8
										Oklahoma St.	0 13
										Oklahoma St.	3 7
										Southeastern La.	1 14
										Southeastern La.	3 20
										Southern Miss.	1 24
										Southern Miss.	0 4
										Abilene Christian	7 14
										Houston Baptist	4 9
										Houston Baptist	0 8
										Mississippi Val.	9 6
										Jackson St.	3 6
										Alabama St.	0 5
										Southern U.	5 10
										Southern U.	3 5
										Southern U.	0 4
										Grambling	1 6
										Prairie View	1 9
										Prairie View	8 9
										Prairie View	10 9
										Alcorn	6 2
										Jackson St.	3 6
LAST 10 GAMES											
				288	A	Grambling	1 6	294	A	Prairie View	10 9
				275	H	Southern U.	0 4	294	A	Prairie View	8 9
				275	H	Southern U.	3 5	294	A	Prairie View	1 9
				275	H	Southern U.	5 10	295	N	Alcorn	6 2
				220	H	Southeastern La.	3 20	267	N	Jackson St.	3 6
Non-Div. I Games:		Jarvis Christian	15 4	Jarvis Christian	9 1	Bacone	14 1	Central Baptist	0 4		
		Central Baptist	5 11	Central Baptist	7 10						

Ark.-Pine Bluff



Average RPI Win: 287		WON-LOST RECORD	WINNING PCT. RANK		LAST 10 GAMES	STRENGTH OF SCHEDULE	OPP. STRENGTH OF SCHEDULE		TEAM RPI	ADJ RPI		CONF. RPI	ADJ CONF. RPI				
Average RPI Loss: 222																	
DIV. I ONLY		9-20-0	.31034	246	3-5-0	293	288	289	.30699	291	32	32					
DIV. I NON-CONF.		3-13-0	.1875	270	0-0-0	294	277	293	.29737	294	32	32					
TOTALS		RPI 1-25		RPI 26-50		W-L RECORDS		RPI 51-100		RPI 101-150		RPI 150+					
9-20-0		0-0-0		0-0-0		OVERALL		0-2-0		0-4-0		9-14-0					
3-4-0		0-0-0		0-0-0		HOME		0-0-0		0-0-0		3-4-0					
3-4-0		0-0-0		0-0-0		AWAY		0-1-0		0-0-0		3-1-0					
3-12-0		0-0-0		0-0-0		NEUTRAL		0-1-0		0-4-0		3-7-0					
3-13-0		0-0-0		0-0-0		NON-CONFERENCE		0-2-0		0-4-0		3-7-0					
0-1-0		0-0-0		0-0-0		HOME		0-0-0		0-0-0		0-1-0					
2-2-0		0-0-0		0-0-		AWAY		0-1-0		0-0-0		2-1-0					
1-10-0		0-0-0		0-0-0		NEUTRAL		0-1-0		0-4-0		1-5-0					
6-7-0		0-0-0		0-0-0		CONFERENCE		0-0-0		0-0-0		6-7-0					
3-3-0		0-0-0		0-0-0		HOME		0-0-0		0-0-0		3-3-0					
1-2-0		0-0-0		0-0-0		AWAY		0-0-0		0-0-0		1-2-0					
2-2-0		0-0-0		0-0-0		NEUTRAL		0-0-0		0-0-0		2-2-0					
RPI	S	Opponent	Score	RPI	S	Opponent	Score	RPI	S	Opponent	Score	RPI	S	Opponent	Score		
								81	A	Mercer	0	8	132	N	Eastern Ky.	0	8
								98	N	Murray St.	0	12	132	N	Eastern Ky.	1	2
													146	N	Michigan St.	0	12
													146	N	Michigan St.	4	8
													225	N	Youngstown St.	5	6
													234	N	Savannah St.	3	7
													248	N	Belmont	11	13
													263	A	Tennessee St.	4	6
													263	H	Tennessee St.	11	13
													263	N	Tennessee St.	10	11
													267	H	Jackson St.	3	6
													267	H	Jackson St.	4	9
													267	H	Jackson St.	0	5
													270	N	Texas Southern	10	7
													274	A	Alabama St.	0	1
													274	A	Alabama St.	4	3
													274	A	Alabama St.	2	10
													275	N	Southern U.	7	8
													279	N	N.C. Central	4	3
													286	N	Morgan St.	4	7
													288	N	Grambling	12	5
													293	A	South Carolina St.	4	3
													293	A	South Carolina St.	5	4
													294	N	Prairie View	5	7
													295	H	Alcorn	15	4
													295	H	Alcorn	10	2
													295	H	Alcorn	4	3
													295	H	Alcorn	10	2
													294	N	Prairie View	5	7
Non-Div. I Games:		LeMoyne-Owen		19	0	Virginia Union		16	7	Benedict		14	6	Clark Atlanta		10	3
		Tuskegee		6	1	Tuskegee		3	6	Edward Waters		12	0	LeMoyne-Owen		13	0



Average RPI Win: 268		WON-LOST	WINNING	LAST 10	STRENGTH OF		OPP. STRENGTH	TEAM	ADJ	CONF.	ADJ CONF.					
Average RPI Loss: 226		RECORD	PCT. RANK	GAMES	SCHEDULE		OF SCHEDULE	RPI	RPI	RPI	RPI					
DIV. I ONLY		2-30-0	.0625	292	1-9-0		268	286	291	.3057	292	30	30			
DIV. I NON-CONF.		1-17-0	.05556	285	0-2-0		257	291	289	.32837	290	30	30			
<hr/>																
TOTALS		RPI 1-25		RPI 26-50		W-L RECORDS		RPI 51-100		RPI 101-150		RPI 150+				
2-30-0		0-0-0		0-0-0		OVERALL		0-0-0		0-4-0		2-26-0				
1-7-0		0-0-0		0-0-0		HOME		0-0-0		0-0-0		1-7-0				
0-12-0		0-0-0		0-0-0		AWAY		0-0-0		0-0-0		0-12-0				
1-11-0		0-0-0		0-0-0		NEUTRAL		0-0-0		0-4-0		1-7-0				
1-17-0		0-0-0		0-0-0		NON-CONFERENCE		0-0-0		0-4-0		1-13-0				
0-0-0		0-0-0		0-0-0		HOME		0-0-0		0-0-0		0-0-0				
0-6-0		0-0-0		0-0-		AWAY		0-0-0		0-0-0		0-6-0				
1-11-0		0-0-0		0-0-0		NEUTRAL		0-0-0		0-4-0		1-7-0				
1-13-0		0-0-0		0-0-0		CONFERENCE		0-0-0		0-0-0		1-13-0				
1-7-0		0-0-0		0-0-0		HOME		0-0-0		0-0-0		1-7-0				
0-6-0		0-0-0		0-0-0		AWAY		0-0-0		0-0-0		0-6-0				
0-0-0		0-0-0		0-0-0		NEUTRAL		0-0-0		0-0-0		0-0-0				
RPI	S	Opponent	Score	RPI	S	Opponent	Score	RPI	S	Opponent	Score					
								131	N	Bucknell	2	3				
								134	N	Northern Ill.	1	3				
								135	N	Albany (NY)	0	8				
								135	N	Albany (NY)	1	9				
								157	N	South Dakota	2	7				
								159	N	Creighton	0	10				
								159	N	Creighton	2	9				
								171	A	Saint Joseph's	2	10				
								230	A	Army West Point	5	8				
								232	N	Green Bay	0	3				
								232	N	Green Bay	4	8				
								238	H	Monmouth	11	15				
								238	H	Monmouth	4	11				
								246	A	Columbia	2	10				
								246	A	Columbia	0	1				
								249	A	Fairfield	0	11				
								249	A	Fairfield	3	4				
								254	N	Hampton	3	1				
								254	N	Hampton	1	6				
								255	A	Manhattan	1	18				
								255	A	Manhattan	1	2				
								LAST 10 GAMES				256	N	Valparaiso	5	10
												281	H	Rider	12	8
												281	H	Rider	2	9
												238	H	Monmouth	11	15
238	H	Monmouth	4	11												
246	A	Columbia	0	1												
246	A	Columbia	2	10												
259	H	Iona	6	13												
259	H	Iona	0	18												
265	H	Siena	11	20												
265	H	Siena	3	6												
271	A	Wagner	0	2												
				259	H	Iona	6	13								
				249	A	Fairfield	0	11								
				249	A	Fairfield	3	4								
				259	H	Iona	0	18								
				259	H	Iona	6	13								
				265	H	Siena	11	20								
				265	H	Siena	3	6								

Non-Div. I Games:

Saint Peter's



RPI	S	Opponent	Score	
271	A	Wagner	3	8
276	A	Quinnipiac	4	13
276	A	Quinnipiac	4	12
281	H	Rider	12	8
281	H	Rider	2	9

Saint Peter's

S  
a  
i  
n  
t  
P  
e  
t  
e  
r  
'  
s

S  
a  
i  
n  
t  
P  
e  
t  
e  
r  
'  
s



Average RPI Win:	284	WON-LOST RECORD	WINNING PCT. RANK	LAST 10 GAMES	STRENGTH OF SCHEDULE	OPP. STRENGTH OF SCHEDULE	TEAM RPI	ADJ RPI	CONF. RPI	ADJ CONF. RPI		
DIV. I ONLY		4-22-0	.15385	283	3-7-0	290	290	294	.30144	293	31	31
DIV. I NON-CONF.		0-13-0	0	288	0-3-0	282	290	294	.30089	293	31	31
<hr/>												
TOTALS	RPI 1-25	RPI 26-50		W-L RECORDS		RPI 51-100		RPI 101-150		RPI 150+		
4-22-0	0-0-0	0-0-0		OVERALL		0-1-0		0-2-0		4-19-0		
1-9-0	0-0-0	0-0-0		HOME		0-0-0		0-0-0		1-9-0		
3-9-0	0-0-0	0-0-0		AWAY		0-0-0		0-1-0		3-8-0		
0-4-0	0-0-0	0-0-0		NEUTRAL		0-1-0		0-1-0		0-2-0		
<hr/>												
0-13-0	0-0-0	0-0-0		NON-CONFERENCE		0-1-0		0-2-0		0-10-0		
0-5-0	0-0-0	0-0-0		HOME		0-0-0		0-0-0		0-5-0		
0-4-0	0-0-0	0-0-		AWAY		0-0-0		0-1-0		0-3-0		
0-4-0	0-0-0	0-0-0		NEUTRAL		0-1-0		0-1-0		0-2-0		
<hr/>												
4-9-0	0-0-0	0-0-0		CONFERENCE		0-0-0		0-0-0		4-9-0		
1-4-0	0-0-0	0-0-0		HOME		0-0-0		0-0-0		1-4-0		
3-5-0	0-0-0	0-0-0		AWAY		0-0-0		0-0-0		3-5-0		
0-0-0	0-0-0	0-0-0		NEUTRAL		0-0-0		0-0-0		0-0-0		
<hr/>												
RPI	S	Opponent	Score	RPI	S	Opponent	Score	RPI	S	Opponent	Score	
								95	N	Dartmouth	0	9



Average RPI Win: 283		WON-LOST RECORD		WINNING PCT. RANK		LAST 10 GAMES		STRENGTH OF SCHEDULE		OPP. STRENGTH OF SCHEDULE		TEAM RPI		ADJ RPI		CONF. RPI		ADJ CONF. RPI	
DIV. I ONLY		5-18-0		.21739 276		1-8-0		291		292		292		.29748 294		32		32	
DIV. I NON-CONF.		0-10-0		0 288		0-3-0		293		234		295		.26238 295		32		32	
TOTALS		RPI 1-25		RPI 26-50		W-L RECORDS		RPI 51-100		RPI 101-150		RPI 150+							
5-18-0		0-0-0		0-0-0		OVERALL		0-1-0		0-1-0		5-16-0							
3-6-0		0-0-0		0-0-0		HOME		0-0-0		0-0-0		3-6-0							
0-7-0		0-0-0		0-0-0		AWAY		0-0-0		0-1-0		0-6-0							
2-5-0		0-0-0		0-0-0		NEUTRAL		0-1-0		0-0-0		2-4-0							
0-10-0		0-0-0		0-0-0		NON-CONFERENCE		0-1-0		0-1-0		0-8-0							
0-3-0		0-0-0		0-0-0		HOME		0-0-0		0-0-0		0-3-0							
0-4-0		0-0-0		0-0-		AWAY		0-0-0		0-1-0		0-3-0							
0-3-0		0-0-0		0-0-0		NEUTRAL		0-1-0		0-0-0		0-2-0							
5-8-0		0-0-0		0-0-0		CONFERENCE		0-0-0		0-0-0		5-8-0							
3-3-0		0-0-0		0-0-0		HOME		0-0-0		0-0-0		3-3-0							
0-3-0		0-0-0		0-0-0		AWAY		0-0-0		0-0-0		0-3-0							
2-2-0		0-0-0		0-0-0		NEUTRAL		0-0-0		0-0-0		2-2-0							
RPI	S	Opponent	Score	RPI	S	Opponent	Score	RPI	S	Opponent	Score	RPI	S	Opponent	Score				
								88	N	Texas Tech	0 12	119	A	Texas-Arlington	3 19				
												153	N	DePaul	2 10				
												170	N	UMKC	4 15				
												193	A	Stephen F. Austin	4 7				
												193	H	Stephen F. Austin	0 9				
												258	A	Abilene Christian	2 6				
												258	A	Abilene Christian	0 8				
												264	N	Mississippi Val.	2 3				
												267	N	Jackson St.	10 2				
												270	A	Texas Southern	2 6				
												270	A	Texas Southern	3 7				
												270	A	Texas Southern	0 9				
												274	N	Alabama St.	3 7				
												275	H	Southern U.	3 7				
												275	H	Southern U.	1 7				
												275	H	Southern U.	4 1				
												277	H	Incarnate Word	10 19				
												277	H	Incarnate Word	3 8				
												290	H	Ark.-Pine Bluff	9 1				
												290	H	Ark.-Pine Bluff	9 8				
												290	H	Ark.-Pine Bluff	9 10				
												291	N	Alabama A&M	7 5				
LAST 10 GAMES																			
						275	H	Southern U.	1 7	277	H	Incarnate Word	3 8						
						275	H	Southern U.	4 1	270	A	Texas Southern	2 6						
						275	H	Southern U.	3 7	270	A	Texas Southern	3 7						
						193	A	Stephen F. Austin	4 7	270	A	Texas Southern	0 9						
						277	H	Incarnate Word	10 19	290	H	Ark.-Pine Bluff	9 8						
Non-Div. I Games:		Houston-Victoria		1 12	Langston		10 2	Houston-Victoria		1 9	Houston-Victoria		5 8	Prairie View					
		Langston		8 10															



Average RPI Win: 0		WON-LOST RECORD	WINNING PCT. RANK	LAST 10 GAMES	STRENGTH OF SCHEDULE	OPP. STRENGTH OF SCHEDULE	TEAM RPI	ADJ RPI		CONF. RPI	ADJ CONF. RPI	
Average RPI Loss: 227												
DIV. I ONLY		0-23-0	0	295	0-10-0	278	291	295	.28669	295	32	32
DIV. I NON-CONF.		0-13-0	0	288	0-4-0	243	274	290	.3293	288	32	32
<hr/>												
TOTALS		RPI 1-25		RPI 26-50		W-L RECORDS		RPI 51-100		RPI 101-150		RPI 150+
0-23-0		0-0-0		0-0-0		OVERALL		0-0-0		0-1-0		0-22-0
0-5-0		0-0-0		0-0-0		HOME		0-0-0		0-0-0		0-5-0
0-10-0		0-0-0		0-0-0		AWAY		0-0-0		0-0-0		0-10-0
0-8-0		0-0-0		0-0-0		NEUTRAL		0-0-0		0-1-0		0-7-0
0-13-0		0-0-0		0-0-0		NON-CONFERENCE		0-0-0		0-1-0		0-12-0
0-2-0		0-0-0		0-0-0		HOME		0-0-0		0-0-0		0-2-0
0-7-0		0-0-0		0-0-		AWAY		0-0-0		0-0-0		0-7-0
0-4-0		0-0-0		0-0-0		NEUTRAL		0-0-0		0-1-0		0-3-0
0-10-0		0-0-0		0-0-0		CONFERENCE		0-0-0		0-0-0		0-10-0
0-3-0		0-0-0		0-0-0		HOME		0-0-0		0-0-0		0-3-0
0-3-0		0-0-0		0-0-0		AWAY		0-0-0		0-0-0		0-3-0
0-4-0		0-0-0		0-0-0		NEUTRAL		0-0-0		0-0-0		0-4-0
RPI	S	Opponent	Score	RPI	S	Opponent	Score	RPI	S	Opponent	Score	
										119 N	Texas-Arlington	1 10
										164 H	Nicholls St.	8 15
										164 H	Nicholls St.	3 5
										164 N	Nicholls St.	1 6
										175 A	Lamar	2 13
										175 A	Lamar	0 18
										182 N	Omaha	1 9
										190 N	UT Martin	0 9
										218 A	Memphis	2 10
										218 A	Memphis	0 8
										220 A	Southeastern La.	4 10
										221 A	Southern Miss.	0 12
										221 A	Southern Miss.	3 8
										264 H	Mississippi Val.	0 10
										267 H	Jackson St.	0 12
										267 H	Jackson St.	1 13
										270 N	Texas Southern	2 10
										275 N	Southern U.	6 10
										288 N	Grambling	1 8
										290 N	Ark.-Pine Bluff	2 6
										291 A	Alabama A&M	3 4
										291 A	Alabama A&M	4 15
										291 A	Alabama A&M	2 10
				LAST 10 GAMES								
										267 H	Jackson St.	1 13
										267 H	Jackson St.	0 12
										175 A	Lamar	0 18
										175 A	Lamar	2 13
										264 H	Mississippi Val.	0 10
										164 H	Nicholls St.	8 15
										164 H	Nicholls St.	3 5
										291 A	Alabama A&M	3 4
										291 A	Alabama A&M	4 15
										291 A	Alabama A&M	2 10
Non-Div. I Games:		Kentucky St.	8	4	Kentucky St.	13	5	LSU-Alexandria	2	13	LSU-Alexandria	2 23
												Alcorn