

Average RPI Win: 60		WON-LOST	WINNING	LAST 10	STRENGTH OF		OPP. STRENGTH	TEAM	ADJ	CONF.	ADJ CONF.			
Average RPI Loss: 20		RECORD	PCT. RANK	GAMES	SCHEDULE		OF SCHEDULE	RPI	RPI	RPI	RPI			
DIV. I ONLY		57-4-0	.93443	1	10-0-0		2	7	1	.76512	1	3	3	
DIV. I NON-CONF.		41-2-0	.95349	3	9-0-0		2	1	1	.76606	1	3	3	
TOTALS		RPI 1-25	RPI 26-50		W-L RECORDS		RPI 51-100		RPI 101-150		RPI 150+			
57-4-0		20-3-0	14-1-0		OVERALL		11-0-0		6-0-0		6-0-0			
20-2-0		7-2-0	4-0-0		HOME		3-0-0		3-0-0		3-0-0			
13-2-0		2-1-0	3-1-0		AWAY		6-0-0		0-0-0		2-0-0			
24-0-0		11-0-0	7-0-0		NEUTRAL		2-0-0		3-0-0		1-0-0			
41-2-0		14-2-0	13-0-0		NON-CONFERENCE		5-0-0		3-0-0		6-0-0			
13-2-0		4-2-0	4-0-0		HOME		2-0-0		0-0-0		3-0-0			
6-0-0		0-0-0	2-0-		AWAY		2-0-0		0-0-0		2-0-0			
22-0-0		10-0-0	7-0-0		NEUTRAL		1-0-0		3-0-0		1-0-0			
16-2-0		6-1-0	1-1-0		CONFERENCE		6-0-0		3-0-0		0-0-0			
7-0-0		3-0-0	0-0-0		HOME		1-0-0		3-0-0		0-0-0			
7-2-0		2-1-0	1-1-0		AWAY		4-0-0		0-0-0		0-0-0			
2-0-0		1-0-0	0-0-0		NEUTRAL		1-0-0		0-0-0		0-0-0			
RPI	S	Opponent	Score		RPI	S	Opponent	Score		RPI	S	Opponent	Score	
2	A	Texas	2	4	27	H	Arkansas	14	1	53	A	Oklahoma St.	5	0
2	A	Texas	5	3	27	H	Arkansas	10	5	53	H	Oklahoma St.	4	0
2	A	Texas	6	1	28	N	Georgia	5	0	53	N	Oklahoma St.	10	1
2	N	Texas	10	2	30	A	Tulsa	3	1	58	A	Cal St. Fullerton	9	0
4	N	Tennessee	4	0	31	N	Arizona	4	0	59	A	Texas Tech	9	0
4	N	Tennessee	5	3	31	N	Arizona	5	0	59	A	Texas Tech	6	0
5	N	Michigan	7	1	34	N	North Carolina St.	3	0	59	A	Texas Tech	13	7
6	N	Washington	2	0	36	H	Houston	6	0	69	N	Pacific	9	0
6	N	Washington	6	2	36	H	Houston	4	1	74	A	North Texas	12	1
7	N	Oregon	12	0	40	N	Oregon St.	14	2	91	H	Drake	13	0
11	H	Nebraska	0	1	44	N	Notre Dame	7	5	91	H	Drake	10	2
11	H	Nebraska	10	3	45	N	Northwestern	7	4					
11	N	Nebraska	2	0	48	A	San Diego St.	4	0					
12	N	Kentucky	11	0	50	A	Kansas	4	2					
16	N	Florida St.	6	0	50	A	Kansas	0	2					
17	H	Texas A&M	10	2										
17	H	Texas A&M	8	0										
18	H	Louisville	9	1										
18	H	Louisville	1	5										
24	H	Baylor	8	0										
24	H	Baylor	9	3										
24	H	Baylor	8	3										
25	N	Stanford	6	0										
					LAST 10 GAMES									
					4	N	Tennessee	4	0	17	H	Texas A&M	8	0
					4	N	Tennessee	5	3	17	H	Texas A&M	10	2
					6	N	Washington	6	2	27	H	Arkansas	14	1
					2	N	Texas	10	2	27	H	Arkansas	10	5
					5	N	Michigan	7	1	195	H	Marist	17	0

Non-Div. I Games:

Oklahoma

Average RPI Win:	79	WON-LOST	WINNING	LAST 10	STRENGTH OF	OPP. STRENGTH	TEAM	ADJ	CONF.	ADJ CONF.		
Average RPI Loss:	25	RECORD	PCT. RANK	GAMES	SCHEDULE	OF SCHEDULE	RPI	RPI	RPI	RPI		
DIV. I ONLY		51-10-0	.83607	5	8-2-0	11	13	4	.71039	2	3	3
DIV. I NON-CONF.		37-5-0	.88095	6	7-1-0	16	2	3	.70791	3	3	3
<hr/>												
TOTALS	RPI 1-25	RPI 26-50		W-L RECORDS		RPI 51-100		RPI 101-150		RPI 150+		
51-10-0	13-6-0	13-1-0		OVERALL		9-3-0		7-0-0		9-0-0		
29-3-0	7-2-0	5-1-0		HOME		2-0-0		6-0-0		9-0-0		
9-2-0	1-0-0	4-0-0		AWAY		4-2-0		0-0-0		0-0-0		
13-5-0	5-4-0	4-0-0		NEUTRAL		3-1-0		1-0-0		0-0-0		
37-5-0	9-3-0	10-1-0		NON-CONFERENCE		5-1-0		4-0-0		9-0-0		
23-1-0	4-0-0	5-1-0		HOME		2-0-0		3-0-0		9-0-0		
1-0-0	0-0-0	1-0-		AWAY		0-0-0		0-0-0		0-0-0		
13-4-0	5-3-0	4-0-0		NEUTRAL		3-1-0		1-0-0		0-0-0		
14-5-0	4-3-0	3-0-0		CONFERENCE		4-2-0		3-0-0		0-0-0		
6-2-0	3-2-0	0-0-0		HOME		0-0-0		3-0-0		0-0-0		
8-2-0	1-0-0	3-0-0		AWAY		4-2-0		0-0-0		0-0-0		
0-1-0	0-1-0	0-0-0		NEUTRAL		0-0-0		0-0-0		0-0-0		
RPI S	Opponent	Score	RPI S	Opponent	Score	RPI S	Opponent	Score	RPI S	Opponent	Score	
1 H	Oklahoma	3 5	26 H	Western Ky.	4 0	53 A	Oklahoma St.	7 2	103 H	Iowa St.	7 2	
1 H	Oklahoma	4 2	26 H	Western Ky.	3 1	53 A	Oklahoma St.	0 1	103 H	Iowa St.	12 4	
1 H	Oklahoma	1 6	30 H	Tulsa	4 7	53 A	Oklahoma St.	1 2	103 H	Iowa St.	8 0	
1 N	Oklahoma	2 10	30 H	Tulsa	1 0	59 A	Texas Tech	4 1	127 N	Penn St.	8 4	
3 N	Florida	3 0	34 N	North Carolina St.	7 4	59 A	Texas Tech	8 6	146 H	Stephen F. Austin	6 0	
4 N	Tennessee	1 2	36 A	Houston	15 0	59 A	Texas Tech	4 1	149 H	Lamar	5 0	
6 N	Washington	4 1	37 H	South Carolina	6 0	69 N	Illinois	12 2	149 H	Lamar	9 1	
8 N	Arizona St.	0 3	37 H	South Carolina	11 2	69 N	Illinois	3 0	173 H	Army	5 0	
8 N	Arizona St.	6 3	46 N	DePaul	9 0	74 H	North Texas	5 4	175 H	Texas St.	7 0	
14 H	La.-Lafayette	9 4	46 N	DePaul	13 0	74 H	North Texas	9 1	175 H	Texas St.	7 0	
14 H	La.-Lafayette	7 1	46 N	DePaul	8 3	75 N	Syracuse	2 1	176 H	Memphis	4 0	
14 N	La.-Lafayette	7 2	50 A	Kansas	16 4	79 N	Fordham	7 9	204 H	Houston Baptist	5 0	
16 H	Florida St.	3 2	50 A	Kansas	5 0				226 H	A&M-Corpus Christi	8 0	
16 H	Florida St.	4 0	50 A	Kansas	5 4				226 H	A&M-Corpus Christi	6 0	
18 N	Louisville	2 0							248 H	Utah St.	13 2	
19 N	Hofstra	2 7							254 H	Texas Southern	8 0	
24 A	Baylor	4 0										
24 H	Baylor	5 1										
24 H	Baylor	2 1										
<hr/>												
LAST 10 GAMES												
4 N	Tennessee	1 2	16 H	Florida St.	3 2							
3 N	Florida	3 0	37 H	South Carolina	6 0							
1 N	Oklahoma	2 10	37 H	South Carolina	11 2							
8 N	Arizona St.	6 3	173 H	Army	5 0							
16 H	Florida St.	4 0	24 H	Baylor	2 1							

Non-Div. I Games:

Texas

Average RPI Win:		78	WON-LOST		WINNING		LAST 10		STRENGTH OF		OPP. STRENGTH		TEAM	ADJ		CONF.	ADJ CONF.							
Average RPI Loss:		22	RECORD		PCT. RANK		GAMES		SCHEDULE		OF SCHEDULE		RPI	RPI		RPI	RPI							
DIV. I ONLY			58-9-0		.86567		2		8-2-0		5		17		2		.70687		3		1		1	
DIV. I NON-CONF.			36-1-0		.97297		2		6-1-0		13		82		2		.71013		2		1		2	
TOTALS		RPI 1-25		RPI 26-50		W-L RECORDS		RPI 51-100		RPI 101-150		RPI 150+												
58-9-0		12-5-0		18-3-0		OVERALL		16-1-0		2-0-0		10-0-0												
32-3-0		3-1-0		13-2-0		HOME		6-0-0		0-0-0		10-0-0												
13-3-0		4-1-0		3-1-0		AWAY		6-1-0		0-0-0		0-0-0												
13-3-0		5-3-0		2-0-0		NEUTRAL		4-0-0		2-0-0		0-0-0												
36-1-0		5-1-0		8-0-0		NON-CONFERENCE		11-0-0		2-0-0		10-0-0												
23-0-0		1-0-0		6-0-0		HOME		6-0-0		0-0-0		10-0-0												
3-0-0		1-0-0		1-0-		AWAY		1-0-0		0-0-0		0-0-0												
10-1-0		3-1-0		1-0-0		NEUTRAL		4-0-0		2-0-0		0-0-0												
22-8-0		7-4-0		10-3-0		CONFERENCE		5-1-0		0-0-0		0-0-0												
9-3-0		2-1-0		7-2-0		HOME		0-0-0		0-0-0		0-0-0												
10-3-0		3-1-0		2-1-0		AWAY		5-1-0		0-0-0		0-0-0												
3-2-0		2-2-0		1-0-0		NEUTRAL		0-0-0		0-0-0		0-0-0												
RPI	S	Opponent		Score		RPI	S	Opponent		Score		RPI	S	Opponent		Score								
2	N	Texas		0	3	27	H	Arkansas		8	0	53	N	Oklahoma St.		2	0							
4	H	Tennessee		1	3	27	H	Arkansas		5	2	66	A	Auburn		2	0							
4	H	Tennessee		5	3	27	H	Arkansas		1	0	66	A	Auburn		4	5							
4	H	Tennessee		6	5	28	H	Georgia		5	0	66	A	Auburn		13	0							
4	N	Tennessee		2	9	28	H	Georgia		5	2	72	A	Jacksonville		11	3							
7	N	Oregon		1	0	28	H	Georgia		2	3	75	N	Syracuse		5	1							
9	A	Alabama		8	4	28	N	Georgia		9	5	76	H	Longwood		5	1							
9	N	Alabama		8	4	29	H	UAB		4	3	76	H	Longwood		9	5							
10	N	Missouri		3	4	29	H	UAB		1	0	76	H	Longwood		8	0							
10	N	Missouri		10	4	31	N	Arizona		14	3	78	A	Ole Miss		4	1							
11	N	Nebraska		9	8	35	A	South Fla.		3	1	78	A	Ole Miss		8	7							
12	A	Kentucky		6	3	35	H	South Fla.		2	0	78	A	Ole Miss		8	0							
12	A	Kentucky		2	4	35	H	South Fla.		11	1	80	H	UCF		6	1							
12	A	Kentucky		7	4	35	H	South Fla.		9	1	87	N	Creighton		13	3							
16	A	Florida St.		8	0	37	A	South Carolina		1	2	90	N	Georgia Tech		5	3							
16	H	Florida St.		7	3	37	A	South Carolina		5	0	91	H	Drake		4	3							
22	N	California		7	4	37	A	South Carolina		3	2	91	H	Drake		4	1							
						38	H	Mississippi St.		9	1													
						38	H	Mississippi St.		5	6													
						38	H	Mississippi St.		4	2													
												35	H	South Fla.		2	0							
												35	H	South Fla.		11	1							
												189	H	Hampton		7	1							
												28	N	Georgia		9	5							
												10	N	Missouri		10	4							

Non-Div. I Games:

Florida

RPI	S	Opponent	Score	
43	H	USC Upstate	11	0

LAST 10 GAMES				
2	N	Texas	0	3
11	N	Nebraska	9	8
4	N	Tennessee	2	9
29	H	UAB	1	0
29	H	UAB	4	3

F  
l  
o  
r  
i  
d  
a

F  
l  
o  
r  
i  
d  
a

Average RPI Win:		87	WON-LOST RECORD		WINNING PCT. RANK		LAST 10 GAMES		STRENGTH OF SCHEDULE		OPP. STRENGTH OF SCHEDULE		TEAM RPI		ADJ RPI		CONF. RPI		ADJ CONF. RPI					
DIV. I ONLY			52-12-0		.8125		7		8-2-0		4		14		3		.68035		4		1		1	
DIV. I NON-CONF.			31-5-0		.86111		7		5-2-0		33		70		10		.65312		13		1		2	
TOTALS		RPI 1-25		RPI 26-50				W-L RECORDS				RPI 51-100				RPI 101-150				RPI 150+				
52-12-0		13-9-0		10-2-0				OVERALL				11-1-0				7-0-0				11-0-0				
21-2-0		7-1-0		3-1-0				HOME				6-0-0				2-0-0				3-0-0				
12-5-0		3-4-0		4-0-0				AWAY				3-1-0				0-0-0				2-0-0				
19-5-0		3-4-0		3-1-0				NEUTRAL				2-0-0				5-0-0				6-0-0				
31-5-0		2-3-0		6-1-0				NON-CONFERENCE				5-1-0				7-0-0				11-0-0				
11-0-0		0-0-0		3-0-0				HOME				3-0-0				2-0-0				3-0-0				
3-1-0		0-0-0		1-0-				AWAY				0-1-0				0-0-0				2-0-0				
17-4-0		2-3-0		2-1-0				NEUTRAL				2-0-0				5-0-0				6-0-0				
21-7-0		11-6-0		4-1-0				CONFERENCE				6-0-0				0-0-0				0-0-0				
10-2-0		7-1-0		0-1-0				HOME				3-0-0				0-0-0				0-0-0				
9-4-0		3-4-0		3-0-0				AWAY				3-0-0				0-0-0				0-0-0				
2-1-0		1-1-0		1-0-0				NEUTRAL				0-0-0				0-0-0				0-0-0				
RPI	S	Opponent		Score		RPI	S	Opponent		Score		RPI	S	Opponent		Score		RPI	S	Opponent		Score		
1	N	Oklahoma		3	5	27	H	Arkansas		1	2	54	N	Long Beach St.		7	0	102	N	Coastal Caro.		10	3	
1	N	Oklahoma		0	4	28	A	Georgia		10	3	58	N	Cal St. Fullerton		5	0	102	N	Coastal Caro.		8	0	
2	N	Texas		2	1	28	A	Georgia		6	1	66	H	Auburn		6	1	106	N	BYU		6	3	
3	A	Florida		5	6	28	A	Georgia		9	2	66	H	Auburn		6	0	112	N	UC Santa Barbara		5	0	
3	A	Florida		3	1	34	H	North Carolina St.		7	0	66	H	Auburn		5	3	114	H	Murray St.		7	0	
3	A	Florida		3	5	34	H	North Carolina St.		1	0	76	H	Longwood		9	0	145	N	South Dakota		5	0	
3	N	Florida		9	2	34	N	North Carolina St.		7	0	78	A	Ole Miss		9	1	148	H	Winthrop		8	0	
6	N	Washington		1	0	34	N	North Carolina St.		8	2	78	A	Ole Miss		12	4	178	N	Valparaiso		5	0	
9	H	Alabama		1	7	35	A	South Fla.		11	0	78	A	Ole Miss		15	5	182	H	Tennessee Tech		12	3	
9	H	Alabama		2	1	37	N	South Carolina		5	0	93	H	Eastern Ky.		8	0	184	N	Idaho St.		14	2	
9	H	Alabama		4	3	45	N	Northwestern		2	3	94	H	Appalachian St.		9	0	212	H	Western Caro.		11	2	
9	H	Alabama		5	3	49	H	Lipscomb		6	0	97	A	Col. of Charleston		1	3	227	A	Charleston So.		8	1	
9	H	Alabama		3	2													227	A	Charleston So.		10	3	
10	A	Missouri		0	2													231	N	Southern Utah		18	3	
10	A	Missouri		8	12													241	N	UNC Wilmington		9	1	
10	A	Missouri		10	1													241	N	UNC Wilmington		9	0	
10	N	Missouri		0	3													244	H	Tennessee St.		19	1	
12	A	Kentucky		6	0													248	N	Utah St.		10	0	
17	H	Texas A&M		8	6																			
17	H	Texas A&M		8	6																			
17	H	Texas A&M		5	4																			
20	N	UCLA		0	2	LAST 10 GAMES																		
						1	N	Oklahoma		0	4	9	H	Alabama		5	3							
						1	N	Oklahoma		3	5	9	H	Alabama		3	2							
						2	N	Texas		2	1	34	H	North Carolina St.		7	0							
						6	N	Washington		1	0	34	H	North Carolina St.		1	0							
						3	N	Florida		9	2	76	H	Longwood		9	0							

Non-Div. I Games:

Tennessee

Average RPI Win: 80		WON-LOST RECORD		WINNING PCT. RANK		LAST 10 GAMES		STRENGTH OF SCHEDULE		OPP. STRENGTH OF SCHEDULE		TEAM RPI		ADJ RPI		CONF. RPI		ADJ CONF. RPI	
DIV. I ONLY		51-13-0		.79688 9		6-4-0		15		18		9		.67946 5		4		4	
DIV. I NON-CONF.		30-10-0		.75 31		6-3-0		4		5		6		.67938 4		4		4	
TOTALS		RPI 1-25		RPI 26-50		W-L RECORDS		RPI 51-100		RPI 101-150		RPI 150+							
51-13-0		11-9-0		11-3-0		OVERALL		9-0-0		14-0-0		6-1-0							
21-1-0		4-1-0		6-0-0		HOME		4-0-0		5-0-0		2-0-0							
10-5-0		2-3-0		0-1-0		AWAY		1-0-0		7-0-0		0-1-0							
20-7-0		5-5-0		5-2-0		NEUTRAL		4-0-0		2-0-0		4-0-0							
30-10-0		10-6-0		5-3-0		NON-CONFERENCE		5-0-0		4-0-0		6-1-0							
8-1-0		4-1-0		0-0-0		HOME		1-0-0		1-0-0		2-0-0							
3-3-0		1-1-0		0-0-		AWAY		1-0-0		1-0-0		0-1-0							
19-6-0		5-4-0		5-2-0		NEUTRAL		3-0-0		2-0-0		4-0-0							
21-3-0		1-3-0		6-0-0		CONFERENCE		4-0-0		10-0-0		0-0-0							
13-0-0		0-0-0		6-0-0		HOME		3-0-0		4-0-0		0-0-0							
7-2-0		1-2-0		0-0-0		AWAY		0-0-0		6-0-0		0-0-0							
1-1-0		0-1-0		0-0-0		NEUTRAL		1-0-0		0-0-0		0-0-0							
RPI S	Opponent	Score		RPI S	Opponent	Score		RPI S	Opponent	Score		RPI S	Opponent	Score					
1 N	Oklahoma	1	7	31 N	Arizona	9	1	60 H	Ohio St.	5	1	101 H	Purdue	13	5				
6 N	Washington	1	4	33 N	Virginia Tech	2	3	60 H	Ohio St.	17	5	101 H	Purdue	8	7				
6 N	Washington	6	1	34 N	North Carolina St.	1	0	60 H	Ohio St.	11	0	101 H	Purdue	9	0				
7 N	Oregon	4	13	35 A	South Fla.	2	3	60 N	Ohio St.	3	2	105 A	Michigan St.	11	2				
8 A	Arizona St.	2	0	39 H	Iowa	5	3	80 A	UCF	11	2	105 A	Michigan St.	8	7				
8 N	Arizona St.	5	4	39 H	Iowa	8	6	86 N	Marshall	6	1	105 H	Michigan St.	21	2				
11 A	Nebraska	5	3	39 H	Iowa	8	0	90 N	Georgia Tech	6	1	117 N	UC Davis	6	0				
11 A	Nebraska	4	7	41 N	James Madison	9	1	92 N	Maryland	10	2	123 A	Fla. Atlantic	4	2				
11 A	Nebraska	1	6	45 H	Northwestern	2	1	100 H	Central Mich.	11	0	123 N	Fla. Atlantic	10	2				
13 N	LSU	6	14	45 H	Northwestern	16	1					127 A	Penn St.	18	4				
14 H	La.-Lafayette	4	3	45 H	Northwestern	9	3					127 A	Penn St.	7	4				
14 H	La.-Lafayette	2	1	46 N	DePaul	3	4					127 A	Penn St.	9	6				
14 H	La.-Lafayette	0	5	47 N	Illinois St.	11	9					140 H	Bowling Green	9	1				
14 N	La.-Lafayette	3	1	47 N	Illinois St.	2	1					150 A	Indiana	7	4				
17 N	Texas A&M	9	2									171 N	Samford	4	0				
18 A	Louisville	4	5									172 N	Massachusetts	13	2				
19 N	Hofstra	3	0									178 H	Valparaiso	5	0				
22 H	California	3	1									181 A	LIU Brooklyn	1	2				
22 H	California	5	0									187 H	Western Mich.	8	0				
23 N	Wisconsin	3	9									209 N	Boston College	14	2				
												216 N	Miami (OH)	2	0				
				LAST 10 GAMES															
				6 N	Washington	1	4	14 H	La.-Lafayette	4	3								
				8 A	Arizona St.	2	0	22 H	California	3	1								
				1 N	Oklahoma	1	7	22 H	California	5	0								
				14 H	La.-Lafayette	2	1	178 H	Valparaiso	5	0								
				14 H	La.-Lafayette	0	5	23 N	Wisconsin	3	9								

Non-Div. I Games:

Michigan

Average RPI Win:		73	WON-LOST RECORD		WINNING PCT. RANK		LAST 10 GAMES		STRENGTH OF SCHEDULE		OPP. STRENGTH OF SCHEDULE		TEAM RPI		ADJ RPI		CONF. RPI		ADJ CONF. RPI	
DIV. I ONLY			45-17-0		.72581 25		7-3-0		3		4		8		.67757 6		2		2	
DIV. I NON-CONF.			29-9-0		.76316 25		7-2-0		7		6		9		.67156 7		2		1	
TOTALS		RPI 1-25		RPI 26-50		W-L RECORDS		RPI 51-100		RPI 101-150		RPI 150+								
45-17-0		17-13-0		9-2-0		OVERALL		7-1-0		3-1-0		9-0-0								
16-4-0		7-4-0		3-0-0		HOME		0-0-0		1-0-0		5-0-0								
12-5-0		7-2-0		2-1-0		AWAY		3-1-0		0-0-0		0-0-0								
17-8-0		3-6-0		4-1-0		NEUTRAL		4-0-0		2-1-0		4-0-0								
29-9-0		8-7-0		4-1-0		NON-CONFERENCE		5-0-0		3-1-0		9-0-0								
8-0-0		2-0-0		0-0-0		HOME		0-0-0		1-0-0		5-0-0								
4-1-0		3-1-0		0-0-		AWAY		1-0-0		0-0-0		0-0-0								
17-8-0		3-6-0		4-1-0		NEUTRAL		4-0-0		2-1-0		4-0-0								
16-8-0		9-6-0		5-1-0		CONFERENCE		2-1-0		0-0-0		0-0-0								
8-4-0		5-4-0		3-0-0		HOME		0-0-0		0-0-0		0-0-0								
8-4-0		4-2-0		2-1-0		AWAY		2-1-0		0-0-0		0-0-0								
0-0-0		0-0-0		0-0-0		NEUTRAL		0-0-0		0-0-0		0-0-0								
RPI	S	Opponent		Score		RPI	S	Opponent		Score		RPI	S	Opponent		Score				
1	N	Oklahoma		2	6	28	N	Georgia		14	2	68	A	Utah		11	8			
1	N	Oklahoma		0	2	29	N	UAB		3	4	68	A	Utah		1	2			
2	N	Texas		1	4	29	N	UAB		8	4	68	A	Utah		12	3			
4	N	Tennessee		0	1	31	A	Arizona		7	1	69	N	Illinois		15	0			
5	N	Michigan		4	1	31	A	Arizona		8	3	69	N	Pacific		6	4			
5	N	Michigan		1	6	31	A	Arizona		4	7	71	N	Neb. Omaha		10	2			
7	H	Oregon		1	12	40	H	Oregon St.		8	6	78	N	Ole Miss		10	2			
7	H	Oregon		2	4	40	H	Oregon St.		14	2	99	A	Colorado St.		6	3			
7	H	Oregon		2	1	40	H	Oregon St.		4	3									
8	A	Arizona St.		1	7	44	N	Notre Dame		5	2									
8	A	Arizona St.		1	2	46	N	DePaul		6	4									
8	A	Arizona St.		3	1															
10	A	Missouri		2	1															
10	A	Missouri		1	0															
11	N	Nebraska		4	3															
12	N	Kentucky		2	3															
16	N	Florida St.		2	0															
20	A	UCLA		6	0															
20	A	UCLA		5	4															
20	A	UCLA		1	0															
21	A	Hawaii		2	5															
21	A	Hawaii		3	1															
21	H	Hawaii		2	0															
21	H	Hawaii		8	0															
22	H	California		9	8															
22	H	California		7	4															
22	H	California		2	3															
LAST 10 GAMES																				
						1	N	Oklahoma		2	6	10	A	Missouri		2	1			
						5	N	Michigan		4	1	21	H	Hawaii		8	0			
						4	N	Tennessee		0	1	21	H	Hawaii		2	0			
						11	N	Nebraska		4	3	152	H	Portland St.		2	1			
						10	A	Missouri		1	0	22	H	California		2	3			

Washington

RPI	S	Opponent	Score	
25	H	Stanford	4	6
25	H	Stanford	7	1
25	H	Stanford	6	5

Non-Div. I Games:



Average RPI Win: Average RPI Loss:	79 19	WON-LOST RECORD	WINNING PCT. RANK	LAST 10 GAMES	STRENGTH OF SCHEDULE	OPP. STRENGTH OF SCHEDULE	TEAM RPI	ADJ RPI	CONF. RPI	ADJ CONF. RPI		
DIV. I ONLY		50-11-0	.81967	6	6-4-0	16	9	5	.6728	7	2	2
DIV. I NON-CONF.		31-6-0	.83784	10	4-2-0	36	17	13	.65263	14	2	1
<hr/>												
TOTALS	RPI 1-25			RPI 26-50	W-L RECORDS		RPI 51-100			RPI 101-150		RPI 150+
50-11-0	15-10-0			10-0-0	OVERALL		6-0-0			9-1-0		10-0-0
18-2-0	4-2-0			6-0-0	HOME		3-0-0			3-0-0		2-0-0
11-5-0	8-5-0			1-0-0	AWAY		0-0-0			0-0-0		2-0-0
21-4-0	3-3-0			3-0-0	NEUTRAL		3-0-0			6-1-0		6-0-0
31-6-0	5-5-0			4-0-0	NON-CONFERENCE		3-0-0			9-1-0		10-0-0
6-2-0	1-2-0			0-0-0	HOME		0-0-0			3-0-0		2-0-0
4-0-0	1-0-0			1-0-	AWAY		0-0-0			0-0-0		2-0-0
21-4-0	3-3-0			3-0-0	NEUTRAL		3-0-0			6-1-0		6-0-0
19-5-0	10-5-0			6-0-0	CONFERENCE		3-0-0			0-0-0		0-0-0
12-0-0	3-0-0			6-0-0	HOME		3-0-0			0-0-0		0-0-0
7-5-0	7-5-0			0-0-0	AWAY		0-0-0			0-0-0		0-0-0
0-0-0	0-0-0			0-0-0	NEUTRAL		0-0-0			0-0-0		0-0-0
RPI S	Opponent	Score		RPI S	Opponent	Score	RPI S	Opponent	Score	RPI S	Opponent	Score
1 N	Oklahoma	0	12	31 H	Arizona	8 0	54 N	Long Beach St.	10 1	103 N	Iowa St.	1 2
3 N	Florida	0	1	31 H	Arizona	9 0	57 N	San Jose St.	7 1	106 H	BYU	5 2
5 N	Michigan	13	4	31 H	Arizona	5 3	58 N	Cal St. Fullerton	6 0	108 N	Virginia	13 0
6 A	Washington	4	2	40 H	Oregon St.	11 0	68 H	Utah	11 3	118 N	UNLV	4 2
6 A	Washington	1	2	40 H	Oregon St.	8 0	68 H	Utah	11 1	128 N	Boise St.	9 1
6 A	Washington	12	1	40 H	Oregon St.	2 1	68 H	Utah	5 2	129 N	Utah Valley	9 1
8 A	Arizona St.	3	5	41 N	James Madison	12 1				135 N	Cal Poly	2 1
8 A	Arizona St.	4	2	42 A	North Carolina	3 0				143 H	New Mexico	10 0
8 A	Arizona St.	2	3	48 N	San Diego St.	3 2				143 H	New Mexico	4 0
11 H	Nebraska	2	4	48 N	San Diego St.	3 1				146 N	Stephen F. Austin	8 1
11 H	Nebraska	4	3							152 A	Portland St.	5 0
11 H	Nebraska	2	5							152 A	Portland St.	8 0
11 N	Nebraska	11	2							155 N	Temple	11 4
13 N	LSU	10	2							163 N	La.-Monroe	4 0
20 A	UCLA	9	6							165 N	St. Mary's (CA)	4 2
20 A	UCLA	5	7							181 N	LIU Brooklyn	8 1
20 A	UCLA	7	5							187 N	Western Mich.	8 0
21 N	Hawaii	5	6							205 H	Seattle	6 4
22 A	California	5	1							205 H	Seattle	4 0
22 A	California	9	3							209 N	Boston College	8 0
22 A	California	1	3									
23 A	Wisconsin	3	0	LAST 10 GAMES								
25 H	Stanford	4	3	11 H	Nebraska	4 3	106 H	BYU	5 2			
25 H	Stanford	3	2	11 H	Nebraska	2 4	8 A	Arizona St.	4 2			
25 H	Stanford	10	3	11 H	Nebraska	2 5	8 A	Arizona St.	3 5			
				23 A	Wisconsin	3 0	8 A	Arizona St.	2 3			
				42 A	North Carolina	3 0	40 H	Oregon St.	8 0			

**Non-Div. I Games:**

Oregon

Average RPI Win: 79		WON-LOST	WINNING	LAST 10	STRENGTH OF		OPP. STRENGTH	TEAM	ADJ	CONF.	ADJ CONF.
Average RPI Loss: 24		RECORD	PCT. RANK	GAMES	SCHEDULE		OF SCHEDULE	RPI	RPI	RPI	RPI
DIV. I ONLY		50-12-0	.80645	8	7-3-0		20	10	7	.66614	8
DIV. I NON-CONF.		34-4-0	.89474	4	5-2-0		43	26	7	.66313	8
TOTALS		RPI 1-25	RPI 26-50		W-L RECORDS		RPI 51-100		RPI 101-150		RPI 150+
50-12-0		15-8-0	10-2-0		OVERALL		5-2-0		11-0-0		9-0-0
40-4-0		10-4-0	8-0-0		HOME		2-0-0		11-0-0		9-0-0
7-6-0		4-2-0	1-2-0		AWAY		2-2-0		0-0-0		0-0-0
3-2-0		1-2-0	1-0-0		NEUTRAL		1-0-0		0-0-0		0-0-0
34-4-0		4-4-0	6-0-0		NON-CONFERENCE		4-0-0		11-0-0		9-0-0
30-2-0		3-2-0	5-0-0		HOME		2-0-0		11-0-0		9-0-0
1-0-0		0-0-0	0-0-		AWAY		1-0-0		0-0-0		0-0-0
3-2-0		1-2-0	1-0-0		NEUTRAL		1-0-0		0-0-0		0-0-0
16-8-0		11-4-0	4-2-0		CONFERENCE		1-2-0		0-0-0		0-0-0
10-2-0		7-2-0	3-0-0		HOME		0-0-0		0-0-0		0-0-0
6-6-0		4-2-0	1-2-0		AWAY		1-2-0		0-0-0		0-0-0
0-0-0		0-0-0	0-0-0		NEUTRAL		0-0-0		0-0-0		0-0-0
RPI S	Opponent	Score	RPI S	Opponent	Score	RPI S	Opponent	Score	RPI S	Opponent	Score
2 N	Texas	3 6	28 H	Georgia	2 0	57 H	San Jose St.	5 2	105 H	Michigan St.	9 2
2 N	Texas	3 0	28 H	Georgia	2 0	58 A	Cal St. Fullerton	9 0	117 H	UC Davis	12 3
5 H	Michigan	0 2	31 A	Arizona	4 6	68 A	Utah	4 5	119 H	UNI	5 3
5 N	Michigan	4 5	31 A	Arizona	9 10	68 A	Utah	5 6	120 H	Pittsburgh	10 0
6 H	Washington	7 1	31 A	Arizona	7 6	68 A	Utah	6 4	120 H	Pittsburgh	8 2
6 H	Washington	2 1	32 H	Minnesota	8 0	69 N	Pacific	5 4	128 H	Boise St.	10 0
6 H	Washington	1 3	33 N	Virginia Tech	11 0	84 H	New Mexico St.	6 0	137 H	Cal St. Northridge	6 1
7 H	Oregon	5 3	40 H	Oregon St.	11 0				138 H	Binghamton	9 1
7 H	Oregon	3 2	40 H	Oregon St.	5 4				143 H	New Mexico	3 0
7 H	Oregon	2 4	40 H	Oregon St.	5 1				144 H	East Carolina	13 0
12 H	Kentucky	5 2	42 H	North Carolina	7 4				150 H	Indiana	8 0
12 H	Kentucky	8 1	47 H	Illinois St.	7 1				152 H	Portland St.	9 0
12 H	Kentucky	5 4							152 H	Portland St.	19 2
20 A	UCLA	5 4							152 H	Portland St.	6 5
20 A	UCLA	10 3							152 H	Portland St.	4 3
20 A	UCLA	2 3							156 H	Ill.-Chicago	15 0
22 H	California	5 3							161 H	Bradley	3 0
22 H	California	10 2							187 H	Western Mich.	7 0
22 H	California	11 0							262 H	North Dakota	8 0
24 H	Baylor	2 6							262 H	North Dakota	15 7
25 A	Stanford	3 4									
25 A	Stanford	12 6									
25 A	Stanford	11 2									
			LAST 10 GAMES								
			5 H	Michigan	0 2	28 H	Georgia	2 0			
			2 N	Texas	3 6	57 H	San Jose St.	5 2			
			12 H	Kentucky	5 2	7 H	Oregon	2 4			
			12 H	Kentucky	5 4	7 H	Oregon	5 3			
			28 H	Georgia	2 0	7 H	Oregon	3 2			

Non-Div. I Games:

Arizona St.

Average RPI Win:		82	WON-LOST RECORD		WINNING PCT. RANK		LAST 10 GAMES		STRENGTH OF SCHEDULE		OPP. STRENGTH OF SCHEDULE		TEAM RPI		ADJ RPI		CONF. RPI		ADJ CONF. RPI		
DIV. I ONLY			45-15-0		.75	17	5-5-0		12		5		10		.66371		9	1		1	
DIV. I NON-CONF.			31-0-0		1	1	3-0-0		81		50		5		.6747		5	1		2	
TOTALS		RPI 1-25		RPI 26-50		W-L RECORDS		RPI 51-100		RPI 101-150		RPI 150+									
45-15-0		8-13-0		12-1-0		OVERALL		9-1-0		7-0-0		9-0-0									
26-6-0		4-4-0		7-1-0		HOME		3-1-0		5-0-0		7-0-0									
10-8-0		3-8-0		5-0-0		AWAY		1-0-0		1-0-0		0-0-0									
9-1-0		1-1-0		0-0-0		NEUTRAL		5-0-0		1-0-0		2-0-0									
31-0-0		1-0-0		7-0-0		NON-CONFERENCE		7-0-0		7-0-0		9-0-0									
19-0-0		1-0-0		5-0-0		HOME		1-0-0		5-0-0		7-0-0									
4-0-0		0-0-0		2-0-		AWAY		1-0-0		1-0-0		0-0-0									
8-0-0		0-0-0		0-0-0		NEUTRAL		5-0-0		1-0-0		2-0-0									
14-15-0		7-13-0		5-1-0		CONFERENCE		2-1-0		0-0-0		0-0-0									
7-6-0		3-4-0		2-1-0		HOME		2-1-0		0-0-0		0-0-0									
6-8-0		3-8-0		3-0-0		AWAY		0-0-0		0-0-0		0-0-0									
1-1-0		1-1-0		0-0-0		NEUTRAL		0-0-0		0-0-0		0-0-0									
RPI	S	Opponent		Score		RPI	S	Opponent		Score		RPI	S	Opponent		Score					
3	H	Florida		4	8	26	H	Western Ky.		7	6	51	H	Georgia St.		9	1				
3	N	Florida		4	8	26	H	Western Ky.		13	1	55	A	FGCU		2	1				
4	A	Tennessee		7	1	29	A	UAB		8	4	62	N	North Dakota St.		10	0				
4	A	Tennessee		1	2	29	H	UAB		11	0	66	H	Auburn		13	1				
4	A	Tennessee		3	4	36	A	Houston		6	3	66	H	Auburn		8	0				
4	A	Tennessee		2	3	37	A	South Carolina		7	6	66	H	Auburn		4	7				
4	A	Tennessee		3	5	37	A	South Carolina		6	4	69	N	Illinois		7	2				
10	H	Missouri		4	9	37	A	South Carolina		5	3	73	N	Ga. Southern		2	1				
10	H	Missouri		14	6	38	H	Mississippi St.		2	3	91	N	Drake		8	2				
10	H	Missouri		4	1	38	H	Mississippi St.		11	3	94	N	Appalachian St.		9	3				
12	H	Kentucky		14	0	38	H	Mississippi St.		9	8										
12	H	Kentucky		0	5	39	H	Iowa		4	1										
12	H	Kentucky		5	9	39	H	Iowa		5	0										
13	A	LSU		1	2																
13	A	LSU		2	3																
13	A	LSU		3	4																
15	H	South Ala.		4	0																
17	A	Texas A&M		4	1																
17	A	Texas A&M		6	2																
17	A	Texas A&M		2	3																
17	N	Texas A&M		10	9																
						LAST 10 GAMES															
						4	A	Tennessee		3	5	3	N	Florida		4	8				
						4	A	Tennessee		2	3	17	N	Texas A&M		10	9				
						26	H	Western Ky.		13	1	12	H	Kentucky		5	9				
						26	H	Western Ky.		7	6	12	H	Kentucky		0	5				
						133	H	Jacksonville St.		4	0	12	H	Kentucky		14	0				

**Non-Div. I Games:**

Alabama

Average RPI Win: 72		WON-LOST RECORD		WINNING PCT. RANK		LAST 10 GAMES		STRENGTH OF SCHEDULE		OPP. STRENGTH OF SCHEDULE		TEAM RPI		ADJ RPI		CONF. RPI		ADJ CONF. RPI	
DIV. I ONLY		38-14-0		.73077 22		6-4-0		1		1		6		.6584 10		1		1	
DIV. I NON-CONF.		20-5-0		.8 16		3-3-0		27		41		19		.63202 21		1		2	
TOTALS		RPI 1-25		RPI 26-50		W-L RECORDS		RPI 51-100		RPI 101-150		RPI 150+							
38-14-0		12-10-0		7-3-0		OVERALL		7-1-0		5-0-0		7-0-0							
14-7-0		4-4-0		5-3-0		HOME		2-0-0		1-0-0		2-0-0							
15-5-0		5-4-0		0-0-0		AWAY		4-1-0		2-0-0		4-0-0							
9-2-0		3-2-0		2-0-0		NEUTRAL		1-0-0		2-0-0		1-0-0							
20-5-0		2-3-0		2-1-0		NON-CONFERENCE		4-1-0		5-0-0		7-0-0							
7-3-0		1-2-0		1-1-0		HOME		2-0-0		1-0-0		2-0-0							
7-1-0		0-0-0		0-0-		AWAY		1-1-0		2-0-0		4-0-0							
6-1-0		1-1-0		1-0-0		NEUTRAL		1-0-0		2-0-0		1-0-0							
18-9-0		10-7-0		5-2-0		CONFERENCE		3-0-0		0-0-0		0-0-0							
7-4-0		3-2-0		4-2-0		HOME		0-0-0		0-0-0		0-0-0							
8-4-0		5-4-0		0-0-0		AWAY		3-0-0		0-0-0		0-0-0							
3-1-0		2-1-0		1-0-0		NEUTRAL		0-0-0		0-0-0		0-0-0							
RPI	S	Opponent		Score		RPI	S	Opponent		Score		RPI	S	Opponent		Score			
3	N	Florida		4 3		26	H	Western Ky.		0 1		58	A	Cal St. Fullerton		7 0			
3	N	Florida		4 10		26	H	Western Ky.		7 1		58	A	Cal St. Fullerton		4 5			
4	H	Tennessee		2 0		27	H	Arkansas		9 0		78	A	Ole Miss		11 0			
4	H	Tennessee		1 10		27	H	Arkansas		10 11		78	A	Ole Miss		12 0			
4	H	Tennessee		12 8		27	H	Arkansas		1 4		78	A	Ole Miss		6 1			
4	N	Tennessee		3 0		27	N	Arkansas		8 0		90	H	Georgia Tech		16 0			
6	H	Washington		1 2		37	H	South Carolina		10 2		90	H	Georgia Tech		8 0			
6	H	Washington		0 1		37	H	South Carolina		12 3		92	N	Maryland		13 1			
9	A	Alabama		9 4		37	H	South Carolina		8 0									
9	A	Alabama		1 4		48	N	San Diego St.		2 1									
9	A	Alabama		6 14															
12	A	Kentucky		7 0															
12	A	Kentucky		2 1															
12	A	Kentucky		2 8															
13	A	LSU		0 8															
13	A	LSU		6 1															
13	A	LSU		3 2															
17	H	Texas A&M		3 11															
17	H	Texas A&M		2 0															
19	H	Hofstra		5 0															
19	N	Hofstra		1 0															
19	N	Hofstra		0 10															
						LAST 10 GAMES													
						6	H	Washington		0 1		125	H	Stony Brook		3 0			
						6	H	Washington		1 2		4	N	Tennessee		3 0			
						19	H	Hofstra		5 0		3	N	Florida		4 10			
						19	N	Hofstra		0 10		27	N	Arkansas		8 0			
						19	N	Hofstra		1 0		4	H	Tennessee		12 8			

Non-Div. I Games:

Missouri

## Nebraska

Through Games Of June 4, 2013 (FINAL)

Average RPI Win:		82	WON-LOST RECORD		WINNING PCT. RANK		LAST 10 GAMES		STRENGTH OF SCHEDULE		OPP. STRENGTH OF SCHEDULE		TEAM RPI		ADJ RPI		CONF. RPI		ADJ CONF. RPI				
DIV. I ONLY			45-16-0		.7377	19	6-4-0		10		19		12		.6556		11	4		4			
DIV. I NON-CONF.			27-9-0		.75	31	5-3-0		1		18		4		.67221		6	4		4			
TOTALS		RPI 1-25		RPI 26-50		W-L RECORDS		RPI 51-100		RPI 101-150		RPI 150+											
45-16-0		10-9-0		6-3-0		OVERALL		14-2-0		8-2-0		7-0-0											
18-4-0		6-2-0		4-1-0		HOME		6-1-0		2-0-0		0-0-0											
17-7-0		3-2-0		2-2-0		AWAY		6-1-0		4-2-0		2-0-0											
10-5-0		1-5-0		0-0-0		NEUTRAL		2-0-0		2-0-0		5-0-0											
27-9-0		6-7-0		0-1-0		NON-CONFERENCE		12-1-0		2-0-0		7-0-0											
9-1-0		2-0-0		0-0-0		HOME		6-1-0		1-0-0		0-0-0											
9-3-0		3-2-0		0-0-		AWAY		4-0-0		0-0-0		2-0-0											
9-5-0		1-5-0		0-0-0		NEUTRAL		2-0-0		1-0-0		5-0-0											
18-7-0		4-2-0		6-2-0		CONFERENCE		2-1-0		6-2-0		0-0-0											
9-3-0		4-2-0		4-1-0		HOME		0-0-0		1-0-0		0-0-0											
8-4-0		0-0-0		2-1-0		AWAY		2-1-0		4-2-0		0-0-0											
1-0-0		0-0-0		0-0-0		NEUTRAL		0-0-0		1-0-0		0-0-0											
RPI	S	Opponent		Score		RPI	S	Opponent		Score		RPI	S	Opponent		Score		RPI	S	Opponent		Score	
1	A	Oklahoma		1	0	31	A	Arizona		0	1	53	A	Oklahoma St.		3	0	101	A	Purdue		5	6
1	A	Oklahoma		3	10	32	H	Minnesota		3	2	53	A	Oklahoma St.		10	5	101	A	Purdue		5	2
1	N	Oklahoma		0	2	32	H	Minnesota		0	1	62	H	North Dakota St.		11	0	101	A	Purdue		12	2
3	N	Florida		8	9	32	H	Minnesota		4	0	62	H	North Dakota St.		0	13	101	H	Purdue		3	2
5	H	Michigan		7	4	39	A	Iowa		3	2	69	A	Illinois		6	2	101	N	Purdue		4	3
5	H	Michigan		3	5	39	A	Iowa		2	6	69	A	Illinois		4	5	119	H	UNI		4	0
5	H	Michigan		6	1	39	A	Iowa		11	1	69	A	Illinois		7	1	127	A	Penn St.		2	0
6	N	Washington		3	4	45	H	Northwestern		14	1	71	H	Neb. Omaha		3	2	127	A	Penn St.		2	3
7	A	Oregon		4	2	45	H	Northwestern		5	4	71	H	Neb. Omaha		4	0	127	A	Penn St.		3	1
7	A	Oregon		5	2							84	A	New Mexico St.		5	1	143	N	New Mexico		11	0
7	A	Oregon		3	4							84	H	New Mexico St.		4	1	156	N	Ill.-Chicago		4	3
7	N	Oregon		2	11							84	H	New Mexico St.		8	0	156	N	Ill.-Chicago		14	5
16	N	Florida St.		2	0							87	A	Creighton		4	3	156	N	Ill.-Chicago		13	4
22	N	California		0	1							87	H	Creighton		6	0	188	A	Wichita St.		3	1
23	H	Wisconsin		2	5							91	N	Drake		2	0	188	A	Wichita St.		9	0
23	H	Wisconsin		4	0							92	N	Maryland		8	1	231	N	Southern Utah		7	0
23	H	Wisconsin		11	2													248	N	Utah St.		9	0
25	H	Stanford		7	1																		
25	H	Stanford		10	5																		
						LAST 10 GAMES																	
3	N	Florida		8	9	25	H	Stanford		10	5												
6	N	Washington		3	4	25	H	Stanford		7	1												
7	A	Oregon		3	4	119	H	UNI		4	0												
7	A	Oregon		4	2	32	H	Minnesota		0	1												
7	A	Oregon		5	2	101	H	Purdue		3	2												

Non-Div. I Games:

Nebraska

Average RPI Win: 77		WON-LOST RECORD		WINNING PCT. RANK		LAST 10 GAMES		STRENGTH OF SCHEDULE		OPP. STRENGTH OF SCHEDULE		TEAM RPI		ADJ RPI		CONF. RPI		ADJ CONF. RPI	
DIV. I ONLY		41-21-0		.66129 50		5-5-0		8		2		14		.65438 12		1		1	
DIV. I NON-CONF.		28-8-0		.77778 20		3-3-0		17		22		16		.65713 10		1		2	
TOTALS		RPI 1-25		RPI 26-50		W-L RECORDS		RPI 51-100		RPI 101-150		RPI 150+							
41-21-0		8-14-0		16-5-0		OVERALL		8-1-0		2-0-0		7-1-0							
14-9-0		3-5-0		7-3-0		HOME		4-1-0		0-0-0		0-0-0							
14-10-0		2-8-0		8-2-0		AWAY		2-0-0		0-0-0		2-0-0							
13-2-0		3-1-0		1-0-0		NEUTRAL		2-0-0		2-0-0		5-1-0							
28-8-0		4-5-0		9-2-0		NON-CONFERENCE		6-0-0		2-0-0		7-1-0							
7-2-0		1-0-0		4-2-0		HOME		2-0-0		0-0-0		0-0-0							
8-4-0		0-4-0		4-0-		AWAY		2-0-0		0-0-0		2-0-0							
13-2-0		3-1-0		1-0-0		NEUTRAL		2-0-0		2-0-0		5-1-0							
13-13-0		4-9-0		7-3-0		CONFERENCE		2-1-0		0-0-0		0-0-0							
7-7-0		2-5-0		3-1-0		HOME		2-1-0		0-0-0		0-0-0							
6-6-0		2-4-0		4-2-0		AWAY		0-0-0		0-0-0		0-0-0							
0-0-0		0-0-0		0-0-0		NEUTRAL		0-0-0		0-0-0		0-0-0							
RPI	S	Opponent	Score		RPI	S	Opponent	Score		RPI	S	Opponent	Score		RPI	S	Opponent	Score	
1	N	Oklahoma	0	11	26	H	Western Ky.	7	1	69	N	Illinois	5	4	134	N	Loyola Marymount	4	3
3	H	Florida	3	6	27	A	Arkansas	5	3	78	H	Ole Miss	5	2	135	N	Cal Poly	1	0
3	H	Florida	4	2	27	A	Arkansas	0	4	78	H	Ole Miss	5	2	152	N	Portland St.	3	5
3	H	Florida	4	7	27	A	Arkansas	1	4	78	H	Ole Miss	1	3	168	N	Georgetown	8	0
4	H	Tennessee	0	6	33	H	Virginia Tech	6	2	86	H	Marshall	2	1	187	N	Western Mich.	12	1
6	N	Washington	3	2	33	H	Virginia Tech	0	2	86	H	Marshall	4	3	187	N	Western Mich.	8	4
8	A	Arizona St.	2	5	33	H	Virginia Tech	1	0	93	A	Eastern Ky.	6	2	211	N	UC Riverside	11	3
8	A	Arizona St.	1	8	35	A	South Fla.	6	3	93	A	Eastern Ky.	4	3	222	A	Middle Tenn.	7	4
8	A	Arizona St.	4	5	37	A	South Carolina	4	3	100	N	Central Mich.	3	1	222	A	Middle Tenn.	13	1
9	A	Alabama	9	5	37	A	South Carolina	9	4						290	N	Howard	14	0
9	A	Alabama	5	0	37	A	South Carolina	3	1										
9	A	Alabama	0	14	37	H	South Carolina	3	6										
10	H	Missouri	8	2	38	H	Mississippi St.	7	0										
10	H	Missouri	0	7	38	H	Mississippi St.	5	4										
10	H	Missouri	1	2	38	H	Mississippi St.	3	2										
13	A	LSU	2	3	39	H	Iowa	1	3										
13	A	LSU	3	4	40	N	Oregon St.	5	3										
13	A	LSU	1	7	42	H	North Carolina	18	0										
18	A	Louisville	1	5	43	A	USC Upstate	12	8										
18	H	Louisville	2	1	48	A	San Diego St.	4	0										
22	N	California	3	2															
25	N	Stanford	3	1															
										86	H	Marshall	2	1					
										37	H	South Carolina	3	6					
										9	A	Alabama	9	5					
										9	A	Alabama	5	0					
										9	A	Alabama	0	14					

Non-Div. I Games:

Kentucky

RPI	S	Opponent	Score
49	A	Lipscomb	8 1

		LAST 10 GAMES	
8 A	Arizona St.	2	5
8 A	Arizona St.	4	5
33 H	Virginia Tech	0	2
33 H	Virginia Tech	1	0
33 H	Virginia Tech	6	2

Average RPI Win: 71		WON-LOST	WINNING	LAST 10	STRENGTH OF	OPP. STRENGTH	TEAM	ADJ	CONF.	ADJ CONF.					
Average RPI Loss: 22		RECORD	PCT. RANK	GAMES	SCHEDULE	OF SCHEDULE	RPI	RPI	RPI	RPI					
DIV. I ONLY		42-16-0	.72414	26	5-5-0	6	6	11	.65345	13	1	1			
DIV. I NON-CONF.		26-7-0	.78788	18	2-2-0	15	32	12	.64507	17	1	2			
<hr/>															
TOTALS		RPI 1-25	RPI 26-50		W-L RECORDS		RPI 51-100		RPI 101-150		RPI 150+				
42-16-0		11-9-0	9-7-0		OVERALL		9-0-0		7-0-0		6-0-0				
26-6-0		7-4-0	4-2-0		HOME		5-0-0		4-0-0		6-0-0				
9-6-0		3-2-0	4-4-0		AWAY		2-0-0		0-0-0		0-0-0				
7-4-0		1-3-0	1-1-0		NEUTRAL		2-0-0		3-0-0		0-0-0				
26-7-0		2-6-0	3-1-0		NON-CONFERENCE		8-0-0		7-0-0		6-0-0				
17-3-0		0-2-0	2-1-0		HOME		5-0-0		4-0-0		6-0-0				
2-1-0		1-1-0	0-0-		AWAY		1-0-0		0-0-0		0-0-0				
7-3-0		1-3-0	1-0-0		NEUTRAL		2-0-0		3-0-0		0-0-0				
16-9-0		9-3-0	6-6-0		CONFERENCE		1-0-0		0-0-0		0-0-0				
9-3-0		7-2-0	2-1-0		HOME		0-0-0		0-0-0		0-0-0				
7-5-0		2-1-0	4-4-0		AWAY		1-0-0		0-0-0		0-0-0				
0-1-0		0-0-0	0-1-0		NEUTRAL		0-0-0		0-0-0		0-0-0				
RPI S	Opponent	Score		RPI S	Opponent	Score		RPI S	Opponent	Score		RPI S	Opponent	Score	
5 N	Michigan	14	6	27 A	Arkansas	5	4	60 N	Ohio St.	7	0	101 H	Purdue	1	0
7 N	Oregon	2	10	27 A	Arkansas	3	4	62 H	North Dakota St.	9	0	106 N	BYU	10	6
9 H	Alabama	2	1	27 A	Arkansas	8	2	73 H	Ga. Southern	3	2	108 H	Virginia	7	2
9 H	Alabama	4	3	28 A	Georgia	5	10	73 H	Ga. Southern	8	0	108 H	Virginia	4	0
9 H	Alabama	3	2	28 A	Georgia	7	10	75 N	Syracuse	7	6	118 N	UNLV	6	1
10 H	Missouri	8	0	28 N	Georgia	0	7	78 A	Ole Miss	9	1	127 N	Penn St.	6	5
10 H	Missouri	2	3	30 H	Tulsa	1	0	81 A	McNeese St.	7	1	142 H	Southeastern La.	5	1
10 H	Missouri	1	6	31 N	Arizona	3	0	95 H	Central Conn. St.	11	0	171 H	Samford	4	0
12 H	Kentucky	3	2	37 H	South Carolina	6	0	95 H	Central Conn. St.	3	2	171 H	Samford	8	0
12 H	Kentucky	7	1	37 H	South Carolina	1	4					176 H	Memphis	5	4
12 H	Kentucky	4	3	37 H	South Carolina	4	0					177 H	Nicholls St.	1	0
14 H	La.-Lafayette	0	3	38 A	Mississippi St.	9	2					177 H	Nicholls St.	8	0
14 H	La.-Lafayette	0	1	38 A	Mississippi St.	1	2					189 H	Hampton	9	3
15 A	South Ala.	5	12	38 A	Mississippi St.	1	0								
16 A	Florida St.	5	4	42 H	North Carolina	8	0								
17 A	Texas A&M	2	6	42 H	North Carolina	1	3								
17 A	Texas A&M	9	6												
17 A	Texas A&M	10	2												
18 N	Louisville	2	6												
20 N	UCLA	0	2												
				LAST 10 GAMES											
				14 H	La.-Lafayette	0	1	28 A	Georgia	5	10				
				14 H	La.-Lafayette	0	3	28 A	Georgia	7	10				
				95 H	Central Conn. St.	11	0	9 H	Alabama	4	3				
				95 H	Central Conn. St.	3	2	9 H	Alabama	2	1				
				28 N	Georgia	0	7	9 H	Alabama	3	2				

Non-Div. I Games:

LSU



Average RPI Win: 107		WON-LOST RECORD		WINNING PCT. RANK		LAST 10 GAMES		STRENGTH OF SCHEDULE		OPP. STRENGTH OF SCHEDULE		TEAM RPI		ADJ RPI		CONF. RPI		ADJ CONF. RPI													
DIV. I ONLY		47-15-0		.75806 16		6-4-0		27		34		17		.6474 14		6		6													
DIV. I NON-CONF.		25-9-0		.73529 34		4-2-0		6		11		14		.65808 9		6		6													
TOTALS		RPI 1-25		RPI 26-50		W-L RECORDS		RPI 51-100		RPI 101-150		RPI 150+																			
47-15-0		5-10-0		10-5-0		OVERALL		10-0-0		7-0-0		15-0-0																			
21-2-0		0-0-0		4-2-0		HOME		3-0-0		3-0-0		11-0-0																			
14-6-0		4-6-0		0-0-0		AWAY		4-0-0		2-0-0		4-0-0																			
12-7-0		1-4-0		6-3-0		NEUTRAL		3-0-0		2-0-0		0-0-0																			
25-9-0		4-7-0		8-2-0		NON-CONFERENCE		3-0-0		1-0-0		9-0-0																			
11-0-0		0-0-0		3-0-0		HOME		0-0-0		0-0-0		8-0-0																			
5-4-0		3-4-0		0-0-		AWAY		1-0-0		0-0-0		1-0-0																			
9-5-0		1-3-0		5-2-0		NEUTRAL		2-0-0		1-0-0		0-0-0																			
22-6-0		1-3-0		2-3-0		CONFERENCE		7-0-0		6-0-0		6-0-0																			
10-2-0		0-0-0		1-2-0		HOME		3-0-0		3-0-0		3-0-0																			
9-2-0		1-2-0		0-0-0		AWAY		3-0-0		2-0-0		3-0-0																			
3-2-0		0-1-0		1-1-0		NEUTRAL		1-0-0		1-0-0		0-0-0																			
RPI	S	Opponent		Score		RPI	S	Opponent		Score		RPI	S	Opponent		Score		RPI	S	Opponent		Score									
2	A	Texas		4	9	26	H	Western Ky.		2	12	63	N	Northwestern St.		3	0	120	N	Pittsburgh		8	0								
2	A	Texas		1	7	26	H	Western Ky.		2	3	74	A	North Texas		10	0	122	H	Troy		9	1								
2	N	Texas		2	7	26	H	Western Ky.		10	0	74	A	North Texas		8	2	122	H	Troy		7	2								
5	A	Michigan		3	4	26	N	Western Ky.		4	7	74	A	North Texas		5	0	122	H	Troy		6	0								
5	A	Michigan		5	0	26	N	Western Ky.		3	2	81	A	McNeese St.		5	1	123	A	Fla. Atlantic		1	0								
5	A	Michigan		1	2	35	N	South Fla.		3	0	82	H	FIU		9	5	123	A	Fla. Atlantic		8	4								
5	N	Michigan		1	3	36	H	Houston		10	5	82	H	FIU		10	2	123	N	Fla. Atlantic		15	0								
13	A	LSU		1	0	36	H	Houston		9	1	82	H	FIU		7	5	163	A	La.-Monroe		8	2								
13	A	LSU		3	0	38	H	Mississippi St.		9	1	82	N	FIU		8	7	163	A	La.-Monroe		6	0								
15	A	South Ala.		2	1	39	N	Iowa		11	0	97	N	Col. of Charleston		16	0	163	A	La.-Monroe		12	3								
15	A	South Ala.		3	7	39	N	Iowa		10	13							166	H	Louisiana Tech		4	1								
15	A	South Ala.		4	8	41	N	James Madison		9	1							166	H	Louisiana Tech		9	1								
15	N	South Ala.		0	1	47	N	Illinois St.		8	5							175	H	Texas St.		3	2								
17	N	Texas A&M		4	6	47	N	Illinois St.		3	4							175	H	Texas St.		9	1								
19	N	Hofstra		4	2	49	N	Lipscomb		5	2							179	H	Southern Miss.		18	2								
						LAST 10 GAMES																									
						5 A Michigan						1	2	63 N Northwestern St.						3	0										
						5 A Michigan						5	0	26 N Western Ky.						4	7										
						5 A Michigan						3	4	123 N Fla. Atlantic						15	0										
						13 A LSU						1	0	26 N Western Ky.						3	2										
						13 A LSU						3	0	15 N South Ala.						0	1										
																		242 H Mississippi Val.						16	4						
																		242 H Mississippi Val.						13	2						
																		286 A Southern U.						9	1						

Non-Div. I Games:

La.-Lafayette

Average RPI Win: 110		WON-LOST	WINNING	LAST 10	STRENGTH OF		OPP. STRENGTH	TEAM	ADJ	CONF.	ADJ CONF.						
Average RPI Loss: 30		RECORD	PCT. RANK	GAMES	SCHEDULE		OF SCHEDULE	RPI	RPI	RPI	RPI						
DIV. I ONLY		48-9-0	.84211	3	8-2-0		52	41	13	.6443	15	6	6				
DIV. I NON-CONF.		27-6-0	.81818	13	3-2-0		32	45	17	.64524	16	6	6				
<hr/>																	
TOTALS		RPI 1-25		RPI 26-50		W-L RECORDS		RPI 51-100		RPI 101-150		RPI 150+					
48-9-0		6-5-0		6-2-0		OVERALL		12-2-0		9-0-0		15-0-0					
20-5-0		5-3-0		3-2-0		HOME		5-0-0		4-0-0		3-0-0					
16-1-0		0-1-0		2-0-0		AWAY		5-0-0		1-0-0		8-0-0					
12-3-0		1-1-0		1-0-0		NEUTRAL		2-2-0		4-0-0		4-0-0					
<hr/>																	
27-6-0		3-4-0		4-0-0		NON-CONFERENCE		6-2-0		5-0-0		9-0-0					
12-2-0		3-2-0		2-0-0		HOME		3-0-0		1-0-0		3-0-0					
6-1-0		0-1-0		2-0-		AWAY		2-0-0		0-0-0		2-0-0					
9-3-0		0-1-0		0-0-0		NEUTRAL		1-2-0		4-0-0		4-0-0					
<hr/>																	
21-3-0		3-1-0		2-2-0		CONFERENCE		6-0-0		4-0-0		6-0-0					
8-3-0		2-1-0		1-2-0		HOME		2-0-0		3-0-0		0-0-0					
10-0-0		0-0-0		0-0-0		AWAY		3-0-0		1-0-0		6-0-0					
3-0-0		1-0-0		1-0-0		NEUTRAL		1-0-0		0-0-0		0-0-0					
<hr/>																	
RPI	S	Opponent		Score		RPI	S	Opponent		Score		RPI	S	Opponent		Score	
9	A	Alabama		0	4	26	H	Western Ky.		8	5	51	N	Georgia St.		8	0
13	H	LSU		12	5	26	H	Western Ky.		2	3	54	A	Long Beach St.		4	1
14	H	La.-Lafayette		8	4	26	H	Western Ky.		3	4	68	N	Utah		1	2
14	H	La.-Lafayette		1	2	26	N	Western Ky.		2	0	72	A	Jacksonville		7	0
14	H	La.-Lafayette		7	3	29	A	UAB		8	2	74	H	North Texas		3	2
14	N	La.-Lafayette		1	0	29	H	UAB		3	0	74	H	North Texas		12	1
16	H	Florida St.		3	0	38	A	Mississippi St.		3	2	74	N	North Texas		5	0
16	H	Florida St.		4	0	38	H	Mississippi St.		3	0	77	N	SIU Edwardsville		1	2
16	H	Florida St.		1	2							78	H	Ole Miss		4	2
16	H	Florida St.		6	7							82	A	FIU		8	5
20	N	UCLA		1	2							82	A	FIU		11	5
												82	A	FIU		10	0
												88	H	Central Ark.		7	4
												88	H	Central Ark.		11	2
														</			

Non-Div. I Games:

South Ala.

Average RPI Win:		94	WON-LOST RECORD		WINNING PCT. RANK	LAST 10 GAMES		STRENGTH OF SCHEDULE		OPP. STRENGTH OF SCHEDULE	TEAM RPI	ADJ RPI	CONF. RPI	ADJ CONF. RPI			
DIV. I ONLY			44-19-0		.69841	37		6-4-0		19	26	18	.64089	16	5	5	
DIV. I NON-CONF.			24-16-0		.6	83		3-3-0		3	3	24	.63231	20	5	5	
TOTALS		RPI 1-25		RPI 26-50		W-L RECORDS		RPI 51-100		RPI 101-150		RPI 150+					
44-19-0		4-11-0		12-5-0		OVERALL		14-1-0		5-1-0		9-1-0					
28-9-0		2-2-0		5-5-0		HOME		8-0-0		5-1-0		8-1-0					
14-6-0		2-5-0		6-0-0		AWAY		6-1-0		0-0-0		0-0-0					
2-4-0		0-4-0		1-0-0		NEUTRAL		0-0-0		0-0-0		1-0-0					
24-16-0		4-11-0		3-3-0		NON-CONFERENCE		10-0-0		2-1-0		5-1-0					
18-7-0		2-2-0		2-3-0		HOME		8-0-0		2-1-0		4-1-0					
4-5-0		2-5-0		0-0-		AWAY		2-0-0		0-0-0		0-0-0					
2-4-0		0-4-0		1-0-0		NEUTRAL		0-0-0		0-0-0		1-0-0					
20-3-0		0-0-0		9-2-0		CONFERENCE		4-1-0		3-0-0		4-0-0					
10-2-0		0-0-0		3-2-0		HOME		0-0-0		3-0-0		4-0-0					
10-1-0		0-0-0		6-0-0		AWAY		4-1-0		0-0-0		0-0-0					
0-0-0		0-0-0		0-0-0		NEUTRAL		0-0-0		0-0-0		0-0-0					
RPI	S	Opponent		Score		RPI	S	Opponent		Score		RPI	S	Opponent		Score	
1	N	Oklahoma		0	6	27	H	Arkansas		9	1	52	H	North Florida		3	1
2	A	Texas		2	3	30	H	Tulsa		1	4	66	A	Auburn		6	3
2	A	Texas		0	4	30	H	Tulsa		2	3	72	H	Jacksonville		8	0
3	A	Florida		3	7	32	H	Minnesota		2	3	73	H	Ga. Southern		4	0
3	H	Florida		0	8	32	H	Minnesota		4	3	73	H	Ga. Southern		12	3
6	N	Washington		0	2	33	A	Virginia Tech		4	2	80	A	UCF		10	3
11	N	Nebraska		0	2	33	A	Virginia Tech		4	3	82	H	FIU		7	4
13	H	LSU		4	5	33	A	Virginia Tech		11	0	82	H	FIU		11	2
15	A	South Ala.		0	4	34	A	North Carolina St.		11	1	90	A	Georgia Tech		4	1
15	A	South Ala.		2	1	34	A	North Carolina St.		4	0	90	A	Georgia Tech		8	0
15	A	South Ala.		7	6	34	A	North Carolina St.		2	0	92	A	Maryland		13	1
15	A	South Ala.		0	3	34	H	North Carolina St.		0	1	92	A	Maryland		14	9
19	H	Hofstra		4	0	38	N	Mississippi St.		5	2	92	A	Maryland		4	5
19	H	Hofstra		9	1	42	H	North Carolina		3	1	94	H	Appalachian St.		3	0
25	N	Stanford		1	3	42	H	North Carolina		4	5	94	H	Appalachian St.		8	7
						42	H	North Carolina		3	0						
						42	H	North Carolina		9	1						
LAST 10 GAMES																	
2	A	Texas		0	4	38	N	Mississippi St.		5	2						
2	A	Texas		2	3	34	H	North Carolina St.		0	1						
15	A	South Ala.		0	3	42	H	North Carolina		3	0						
15	A	South Ala.		7	6	209	H	Boston College		6	0						
15	A	South Ala.		2	1	90	A	Georgia Tech		4	1						

Non-Div. I Games:

Florida St.

Average RPI Win:		89	WON-LOST RECORD		WINNING PCT. RANK		LAST 10 GAMES		STRENGTH OF SCHEDULE		OPP. STRENGTH OF SCHEDULE		TEAM RPI		ADJ RPI		CONF. RPI		ADJ CONF. RPI				
DIV. I ONLY			42-18-0		.736		36 5-5-0		17		3		15		.63786		17		1 1				
DIV. I NON-CONF.			32-4-0		.88889		5 3-3-0		50		20		8		.65428		12		1 2				
TOTALS		RPI 1-25		RPI 26-50		W-L RECORDS		RPI 51-100		RPI 101-150		RPI 150+											
42-18-0		7-13-0		8-4-0		OVERALL		9-1-0		12-0-0		6-0-0											
29-6-0		4-5-0		7-1-0		HOME		4-0-0		11-0-0		3-0-0											
6-10-0		2-6-0		0-3-0		AWAY		3-1-0		0-0-0		1-0-0											
7-2-0		1-2-0		1-0-0		NEUTRAL		2-0-0		1-0-0		2-0-0											
32-4-0		4-4-0		3-0-0		NON-CONFERENCE		7-0-0		12-0-0		6-0-0											
22-1-0		2-1-0		2-0-0		HOME		4-0-0		11-0-0		3-0-0											
3-2-0		1-2-0		0-0-0		AWAY		1-0-0		0-0-0		1-0-0											
7-1-0		1-1-0		1-0-0		NEUTRAL		2-0-0		1-0-0		2-0-0											
10-14-0		3-9-0		5-4-0		CONFERENCE		2-1-0		0-0-0		0-0-0											
7-5-0		2-4-0		5-1-0		HOME		0-0-0		0-0-0		0-0-0											
3-8-0		1-4-0		0-3-0		AWAY		2-1-0		0-0-0		0-0-0											
0-1-0		0-1-0		0-0-0		NEUTRAL		0-0-0		0-0-0		0-0-0											
RPI	S	Opponent		Score		RPI	S	Opponent		Score		RPI	S	Opponent		Score							
1	A	Oklahoma		2	10	27	H	Arkansas		9	1	54	N	Long Beach St.		8	0	101	H	Purdue	5	1	
1	A	Oklahoma		0	8	27	H	Arkansas		7	3	61	A	Sam Houston St.		8	0	101	H	Purdue	6	1	
4	A	Tennessee		4	5	27	H	Arkansas		2	1	61	H	Sam Houston St.		8	3	110	H	Penn	12	0	
4	A	Tennessee		6	8	28	A	Georgia		7	12	78	A	Ole Miss		8	4	120	H	Pittsburgh	7	3	
4	A	Tennessee		6	8	28	A	Georgia		3	6	78	A	Ole Miss		4	8	120	H	Pittsburgh	9	5	
5	N	Michigan		2	9	28	A	Georgia		1	3	78	A	Ole Miss		5	1	127	N	Penn St.	12	2	
9	H	Alabama		3	2	38	H	Mississippi St.		4	2	97	N	Col. of Charleston		6	4	142	H	Southeastern La.	8	0	
9	H	Alabama		2	6	38	H	Mississippi St.		2	6	99	H	Colorado St.		10	2	146	H	Stephen F. Austin	3	0	
9	H	Alabama		1	4	38	H	Mississippi St.		5	2	99	H	Colorado St.		3	1	146	H	Stephen F. Austin	9	0	
9	N	Alabama		9	10	42	H	North Carolina		1	0	99	H	Colorado St.		10	0	146	H	Stephen F. Austin	8	0	
10	A	Missouri		11	3	42	H	North Carolina		3	1							149	H	Lamar	12	4	
10	A	Missouri		0	2	47	N	Illinois St.		5	0							149	H	Lamar	9	0	
13	H	LSU		2	10													151	H	UTSA	8	0	
13	H	LSU		6	2													151	H	UTSA	6	4	
13	H	LSU		6	9													175	A	Texas St.	14	0	
14	N	La.-Lafayette		6	4													175	H	Texas St.	9	1	
20	A	UCLA		7	6													200	N	CSU Bakersfield	7	1	
24	H	Baylor		6	5													218	N	Wright St.	11	0	
24	H	Baylor		5	9																		
24	H	Baylor		8	0																		
						LAST 10 GAMES																	
	1	A	Oklahoma		0	8		110	H	Penn		12	0										
	1	A	Oklahoma		2	10		9	N	Alabama		9	10										
	24	H	Baylor		8	0		38	H	Mississippi St.		4	2										
	24	H	Baylor		5	9		38	H	Mississippi St.		2	6										
	24	H	Baylor		6	5		38	H	Mississippi St.		5	2										

Non-Div. I Games:

Texas A&amp;M

Average RPI Win:		112	WON-LOST RECORD		WINNING PCT. RANK	LAST 10 GAMES		STRENGTH OF SCHEDULE		OPP. STRENGTH OF SCHEDULE	TEAM RPI	ADJ RPI		CONF. RPI	ADJ CONF. RPI		
Average RPI Loss:		50															
DIV. I ONLY		47-13-0		.78333	10	5-5-0		49		38	20	.63523		18	8	10	
DIV. I NON-CONF.		27-8-0		.77143	21	1-2-0		12		16	11	.65641		11	8	9	
TOTALS		RPI 1-25		RPI 26-50		W-L RECORDS		RPI 51-100		RPI 101-150		RPI 150+					
47-13-0		4-4-0		7-5-0		OVERALL		10-2-0		10-1-0		16-1-0					
24-5-0		2-1-0		4-2-0		HOME		4-1-0		8-0-0		6-1-0					
11-6-0		1-2-0		1-3-0		AWAY		1-0-0		0-1-0		8-0-0					
12-2-0		1-1-0		2-0-0		NEUTRAL		5-1-0		2-0-0		2-0-0					
27-8-0		4-4-0		5-2-0		NON-CONFERENCE		7-1-0		5-1-0		6-0-0					
15-3-0		2-1-0		4-2-0		HOME		2-0-0		3-0-0		4-0-0					
2-3-0		1-2-0		0-0-		AWAY		1-0-0		0-1-0		0-0-0					
10-2-0		1-1-0		1-0-0		NEUTRAL		4-1-0		2-0-0		2-0-0					
20-5-0		0-0-0		2-3-0		CONFERENCE		3-1-0		5-0-0		10-1-0					
9-2-0		0-0-0		0-0-0		HOME		2-1-0		5-0-0		2-1-0					
9-3-0		0-0-0		1-3-0		AWAY		0-0-0		0-0-0		8-0-0					
2-0-0		0-0-0		1-0-0		NEUTRAL		1-0-0		0-0-0		0-0-0					
RPI	S	Opponent		Score		RPI	S	Opponent		Score		RPI	S	Opponent		Score	
1	A	Oklahoma		5	1	26	H	Western Ky.		7	2	59	N	Texas Tech		10	6
1	A	Oklahoma		1	9	29	H	UAB		4	7	60	N	Ohio St.		0	1
2	N	Texas		0	2	32	N	Minnesota		16	8	67	H	Eastern Ill.		5	0
5	H	Michigan		5	4	35	A	South Fla.		0	3	72	A	Jacksonville		9	0
12	A	Kentucky		1	2	39	H	Iowa		2	6	75	H	Syracuse		9	0
12	H	Kentucky		5	1	39	H	Iowa		6	4	75	H	Syracuse		2	4
13	N	LSU		6	2	42	H	North Carolina		4	2	75	H	Syracuse		8	1
20	H	UCLA		2	19	44	A	Notre Dame		15	1	75	N	Syracuse		12	3
						44	A	Notre Dame		4	5	76	N	Longwood		9	1
						44	A	Notre Dame		1	3	80	N	UCF		5	3
						46	N	DePaul		8	2	89	H	IPFW		2	1
						47	H	Illinois St.		9	3	90	N	Georgia Tech		6	3
								LAST 10 GAMES									
						20	H	UCLA		2	19	44	A	Notre Dame		1	3
						29	H	UAB		4	7	44	A	Notre Dame		4	5
						89	H	IPFW		2	1	44	A	Notre Dame		15	1
						35	A	South Fla.		0	3	168	H	Georgetown		10	1
						75	N	Syracuse		12	3	168	H	Georgetown		8	0

Non-Div. I Games:

Louisville

RPI	S	Opponent	Score	
243	N	Bethune-Cookman	8	1

Louisville

L  
o  
u  
i  
s  
v  
i  
l  
l  
e

L  
o  
u  
i  
s  
v  
i  
l  
l  
e



RPI	S	Opponent	Score	
241	A	UNC Wilmington	11	0
241	A	UNC Wilmington	8	4
258	H	Iona	4	1

Hofstra

H  
o  
f  
s  
t  
r  
a

H  
o  
f  
s  
t  
r  
a



Average RPI Win:	90	WON-LOST	WINNING	LAST 10	STRENGTH OF	OPP. STRENGTH	TEAM	ADJ	CONF.	ADJ CONF.		
Average RPI Loss:	32	RECORD	PCT. RANK	GAMES	SCHEDULE	OF SCHEDULE	RPI	RPI	RPI	RPI		
DIV. I ONLY		40-20-0	.66667	45	7-3-0	14	23	21	.63069	20	2	2
DIV. I NON-CONF.		30-6-0	.83333	11	5-2-0	34	69	18	.64584	15	2	1
<hr/>												
TOTALS	RPI 1-25	RPI 26-50		W-L RECORDS		RPI 51-100		RPI 101-150		RPI 150+		
40-20-0	10-11-0	6-5-0		OVERALL		8-3-0		7-1-0		9-0-0		
12-10-0	4-9-0	0-0-0		HOME		2-1-0		2-0-0		4-0-0		
10-7-0	2-2-0	5-2-0		AWAY		2-2-0		0-1-0		1-0-0		
18-3-0	4-0-0	1-3-0		NEUTRAL		4-0-0		5-0-0		4-0-0		
30-6-0	5-1-0	2-3-0		NON-CONFERENCE		7-1-0		7-1-0		9-0-0		
8-2-0	0-1-0	0-0-0		HOME		2-1-0		2-0-0		4-0-0		
4-1-0	1-0-0	1-0-		AWAY		1-0-0		0-1-0		1-0-0		
18-3-0	4-0-0	1-3-0		NEUTRAL		4-0-0		5-0-0		4-0-0		
10-14-0	5-10-0	4-2-0		CONFERENCE		1-2-0		0-0-0		0-0-0		
4-8-0	4-8-0	0-0-0		HOME		0-0-0		0-0-0		0-0-0		
6-6-0	1-2-0	4-2-0		AWAY		1-2-0		0-0-0		0-0-0		
0-0-0	0-0-0	0-0-0		NEUTRAL		0-0-0		0-0-0		0-0-0		
RPI S	Opponent	Score	RPI S	Opponent	Score	RPI S	Opponent	Score	RPI S	Opponent	Score	
4 N	Tennessee	2 0	29 N	UAB	3 6	53 N	Oklahoma St.	5 1	109 N	Nevada	13 4	
6 H	Washington	4 5	29 N	UAB	4 1	54 A	Long Beach St.	6 3	112 H	UC Santa Barbara	8 3	
6 H	Washington	0 1	29 N	UAB	2 3	57 N	San Jose St.	8 4	116 N	Fresno St.	7 1	
6 H	Washington	0 6	31 A	Arizona	6 8	58 H	Cal St. Fullerton	5 11	118 N	UNLV	4 3	
7 H	Oregon	5 7	31 A	Arizona	13 3	62 H	North Dakota St.	7 1	128 N	Boise St.	5 4	
7 H	Oregon	6 9	31 A	Arizona	9 1	68 A	Utah	4 7	134 H	Loyola Marymount	8 4	
7 H	Oregon	7 5	33 N	Virginia Tech	1 2	68 A	Utah	6 4	137 A	Cal St. Northridge	2 3	
8 H	Arizona St.	4 5	40 A	Oregon St.	8 1	68 A	Utah	3 8	143 N	New Mexico	14 3	
8 H	Arizona St.	3 2	40 A	Oregon St.	4 3	81 H	McNeese St.	5 4	163 N	La.-Monroe	9 1	
8 H	Arizona St.	3 10	40 A	Oregon St.	2 3	89 N	IPFW	8 0	185 N	Ohio	11 2	
13 N	LSU	2 0	48 A	San Diego St.	7 0	92 N	Maryland	4 3	198 A	San Diego	8 0	
15 N	South Ala.	2 1							200 H	CSU Bakersfield	8 0	
17 H	Texas A&M	6 7							200 H	CSU Bakersfield	14 0	
18 A	Louisville	19 2							205 N	Seattle	9 0	
21 N	Hawaii	11 1							218 H	Wright St.	8 0	
22 H	California	3 2							218 H	Wright St.	1 0	
22 H	California	1 5							227 N	Charleston So.	10 0	
22 H	California	6 5										
25 A	Stanford	0 2										
25 A	Stanford	8 5										
25 A	Stanford	1 5										
LAST 10 GAMES												
29 N	UAB	4 1	40 A	Oregon St.	8 1							
29 N	UAB	2 3	40 A	Oregon St.	4 3							
18 A	Louisville	19 2	40 A	Oregon St.	2 3							
89 N	IPFW	8 0	200 H	CSU Bakersfield	14 0							
29 N	UAB	3 6	200 H	CSU Bakersfield	8 0							

Non-Div. I Games:

UCLA



RPI	S	Opponent	Score
211	H	UC Riverside	12 2

Hawaii

H  
a  
w  
a  
i  
i

H  
a  
w  
a  
i  
i

California

Through Games Of June 4, 2013 (FINAL)

Average RPI Win:		89	WON-LOST		WINNING		LAST 10		STRENGTH OF		OPP. STRENGTH		TEAM		ADJ		CONF.		ADJ CONF.	
Average RPI Loss:		18	RECORD		PCT. RANK		GAMES		SCHEDULE		OF SCHEDULE		RPI		RPI		RPI		RPI	
DIV. I ONLY			38-19-0		.66667		45		3-7-0		18		11		22		.62429		22	
DIV. I NON-CONF.			28-5-0		.84848		8		2-2-0		46		37		15		.64052		18	
TOTALS			RPI 1-25		RPI 26-50		W-L RECORDS		RPI 51-100		RPI 101-150		RPI 150+							
38-19-0			7-16-0		6-2-0		OVERALL		10-1-0		9-0-0		6-0-0							
9-6-0			1-5-0		2-1-0		HOME		4-0-0		0-0-0		2-0-0							
8-10-0			3-3-0		2-0-0		AWAY		0-0-0		2-0-0		1-0-0							
21-3-0			3-2-0		2-0-0		NEUTRAL		6-1-0		7-0-0		3-0-0							
28-5-0			4-4-0		2-0-0		NON-CONFERENCE		7-1-0		9-0-0		6-0-0							
3-0-0			0-0-0		0-0-0		HOME		1-0-0		0-0-0		2-0-0							
4-2-0			1-2-0		0-0-		AWAY		0-0-0		2-0-0		1-0-0							
21-3-0			3-2-0		2-0-0		NEUTRAL		6-1-0		7-0-0		3-0-0							
10-14-0			3-12-0		4-2-0		CONFERENCE		3-0-0		0-0-0		0-0-0							
6-6-0			1-5-0		2-1-0		HOME		3-0-0		0-0-0		0-0-0							
4-8-0			2-7-0		2-1-0		AWAY		0-0-0		0-0-0		0-0-0							
0-0-0			0-0-0		0-0-0		NEUTRAL		0-0-0		0-0-0		0-0-0							
RPI	S	Opponent	Score		RPI	S	Opponent	Score		RPI	S	Opponent	Score		RPI	S	Opponent	Score		
3	N	Florida	4	7	31	A	Arizona	6	2	57	N	San Jose St.	6	0	103	N	Iowa St.	11	0	
5	A	Michigan	0	5	31	A	Arizona	3	7	68	H	Utah	4	1	109	N	Nevada	5	0	
5	A	Michigan	1	3	31	A	Arizona	5	1	68	H	Utah	9	4	116	A	Fresno St.	1	0	
6	A	Washington	3	2	40	H	Oregon St.	0	1	68	H	Utah	6	0	117	A	UC Davis	7	0	
6	A	Washington	8	9	40	H	Oregon St.	3	1	69	H	Pacific	7	2	129	N	Utah Valley	12	4	
6	A	Washington	4	7	40	H	Oregon St.	8	0	69	N	Illinois	5	0	135	N	Cal Poly	11	3	
7	H	Oregon	3	1	45	N	Northwestern	2	0	75	N	Syracuse	1	8	137	N	Cal St. Northridge	7	2	
7	H	Oregon	1	5	48	N	San Diego St.	1	0	75	N	Syracuse	2	1	150	N	Indiana	9	1	
7	H	Oregon	3	9						90	N	Georgia Tech	8	0	150	N	Indiana	9	1	
8	A	Arizona St.	3	5						92	N	Maryland	3	2	152	N	Portland St.	9	2	
8	A	Arizona St.	0	11						100	N	Central Mich.	8	1	165	H	St. Mary's (CA)	10	2	
8	A	Arizona St.	2	10											165	N	St. Mary's (CA)	9	3	
11	N	Nebraska	1	0											178	N	Valparaiso	6	0	
12	N	Kentucky	2	3											202	A	Sacramento St.	1	0	
20	A	UCLA	2	3											259	H	Santa Clara	5	0	
20	A	UCLA	5	6																
20	A	UCLA	5	1																
21	A	Hawaii	1	0																
23	N	Wisconsin	5	3																
24	N	Baylor	3	0																
25	H	Stanford	2	17																
25	H	Stanford	5	13																
25	H	Stanford	5	7																
LAST 10 GAMES																				
5	A	Michigan	1	3	6	A	Washington	8	9											
5	A	Michigan	0	5	6	A	Washington	4	7											
178	N	Valparaiso	6	0	25	H	Stanford	5	7											
100	N	Central Mich.	8	1	25	H	Stanford	2	17											
6	A	Washington	3	2	25	H	Stanford	5	13											

Non-Div. I Games:

California



Average RPI Win: 101		WON-LOST	WINNING	LAST 10	STRENGTH OF		OPP. STRENGTH	TEAM	ADJ		CONF.	ADJ CONF.
Average RPI Loss: 27		RECORD	PCT. RANK	GAMES	SCHEDULE		OF SCHEDULE	RPI	RPI		RPI	RPI
DIV. I ONLY		42-17-0	.71186	30	6-4-0		39	22	26		.61877	24
DIV. I NON-CONF.		32-9-0	.78049	19	3-2-0		91	21	27		.61183	25
TOTALS		RPI 1-25	RPI 26-50		W-L RECORDS		RPI 51-100		RPI 101-150		RPI 150+	
42-17-0		3-10-0	6-4-0		OVERALL		13-3-0		12-0-0		8-0-0	
22-5-0		0-1-0	2-2-0		HOME		7-2-0		8-0-0		5-0-0	
9-10-0		3-8-0	2-1-0		AWAY		1-1-0		1-0-0		2-0-0	
11-2-0		0-1-0	2-1-0		NEUTRAL		5-0-0		3-0-0		1-0-0	
32-9-0		3-4-0	4-3-0		NON-CONFERENCE		8-2-0		9-0-0		8-0-0	
14-3-0		0-0-0	2-2-0		HOME		2-1-0		5-0-0		5-0-0	
7-4-0		3-3-0	0-0-		AWAY		1-1-0		1-0-0		2-0-0	
11-2-0		0-1-0	2-1-0		NEUTRAL		5-0-0		3-0-0		1-0-0	
10-8-0		0-6-0	2-1-0		CONFERENCE		5-1-0		3-0-0		0-0-0	
8-2-0		0-1-0	0-0-0		HOME		5-1-0		3-0-0		0-0-0	
2-6-0		0-5-0	2-1-0		AWAY		0-0-0		0-0-0		0-0-0	
0-0-0		0-0-0	0-0-0		NEUTRAL		0-0-0		0-0-0		0-0-0	
RPI S	Opponent	Score	RPI S	Opponent	Score	RPI S	Opponent	Score	RPI S	Opponent	Score	
1 A	Oklahoma	3 8	31 N	Arizona	7 0	53 H	Oklahoma St.	5 2	101 H	Purdue	8 0	
1 A	Oklahoma	0 8	31 N	Arizona	8 4	53 H	Oklahoma St.	1 0	101 H	Purdue	4 0	
1 A	Oklahoma	3 9	36 H	Houston	3 5	53 H	Oklahoma St.	2 0	101 H	Purdue	1 0	
2 A	Texas	1 5	36 H	Houston	4 1	59 H	Texas Tech	10 5	103 H	Iowa St.	7 5	
2 A	Texas	1 2	42 N	North Carolina	0 3	59 H	Texas Tech	8 2	103 H	Iowa St.	13 0	
2 H	Texas	0 4	47 H	Illinois St.	0 8	59 H	Texas Tech	4 6	103 H	Iowa St.	4 3	
8 A	Arizona St.	6 2	47 H	Illinois St.	5 0	61 H	Sam Houston St.	0 2	132 H	Northern Ill.	4 1	
17 A	Texas A&M	9 5	50 A	Kansas	6 1	61 N	Sam Houston St.	2 0	132 H	Northern Ill.	1 0	
17 A	Texas A&M	0 8	50 A	Kansas	5 6	68 N	Utah	5 2	138 N	Binghamton	6 1	
17 A	Texas A&M	5 6	50 A	Kansas	5 4	69 H	Pacific	3 0	144 N	East Carolina	5 2	
21 A	Hawaii	5 3				69 H	Pacific	10 1	147 A	Texas-Arlington	5 2	
21 A	Hawaii	1 5				74 A	North Texas	2 1	147 N	Texas-Arlington	3 0	
22 N	California	0 3				74 A	North Texas	3 5	175 A	Texas St.	7 3	
						74 N	North Texas	9 3	175 A	Texas St.	10 2	
						74 N	North Texas	8 3	179 H	Southern Miss.	3 0	
						75 N	Syracuse	5 0	179 H	Southern Miss.	2 1	
									226 H	A&M-Corpus Christi	4 1	
									226 H	A&M-Corpus Christi	7 0	
									237 H	Northern Colo.	8 1	
									262 N	North Dakota	20 4	
LAST 10 GAMES												
17 A	Texas A&M	0 8	2 A	Texas	1 2							
17 A	Texas A&M	9 5	59 H	Texas Tech	4 6							
17 A	Texas A&M	5 6	59 H	Texas Tech	10 5							
31 N	Arizona	8 4	59 H	Texas Tech	8 2							
31 N	Arizona	7 0	50 A	Kansas	5 4							

Non-Div. I Games:

Baylor

Average RPI Win: 84		WON-LOST RECORD		WINNING PCT. RANK		LAST 10 GAMES		STRENGTH OF SCHEDULE		OPP. STRENGTH OF SCHEDULE		TEAM RPI		ADJ RPI		CONF. RPI		ADJ CONF. RPI	
DIV. I ONLY		39-21-0		.65 56		6-4-0		23		8		27		.61871 25		2		2	
DIV. I NON-CONF.		26-10-0		.72222 40		3-2-0		77		14		35		.60348 30		2		1	
TOTALS		RPI 1-25		RPI 26-50		W-L RECORDS		RPI 51-100		RPI 101-150		RPI 150+							
39-21-0		8-13-0		8-4-0		OVERALL		9-2-0		8-1-0		6-1-0							
20-6-0		3-3-0		3-2-0		HOME		7-0-0		3-0-0		4-1-0							
7-10-0		4-7-0		2-1-0		AWAY		1-1-0		0-1-0		0-0-0							
12-5-0		1-3-0		3-1-0		NEUTRAL		1-1-0		5-0-0		2-0-0							
26-10-0		1-5-0		5-1-0		NON-CONFERENCE		6-2-0		8-1-0		6-1-0							
13-1-0		0-0-0		2-0-0		HOME		4-0-0		3-0-0		4-1-0							
1-4-0		0-2-0		0-0-		AWAY		1-1-0		0-1-0		0-0-0							
12-5-0		1-3-0		3-1-0		NEUTRAL		1-1-0		5-0-0		2-0-0							
13-11-0		7-8-0		3-3-0		CONFERENCE		3-0-0		0-0-0		0-0-0							
7-5-0		3-3-0		1-2-0		HOME		3-0-0		0-0-0		0-0-0							
6-6-0		4-5-0		2-1-0		AWAY		0-0-0		0-0-0		0-0-0							
0-0-0		0-0-0		0-0-0		NEUTRAL		0-0-0		0-0-0		0-0-0							
RPI S	Opponent	Score		RPI S	Opponent	Score		RPI S	Opponent	Score		RPI S	Opponent	Score					
1 N	Oklahoma	0	6	28 N	Georgia	6	0	53 N	Oklahoma St.	1	4	108 N	Virginia	4	0				
6 A	Washington	6	4	30 N	Tulsa	4	2	55 H	FGCU	8	0	117 A	UC Davis	4	5				
6 A	Washington	1	7	31 H	Arizona	2	0	55 H	FGCU	2	1	117 H	UC Davis	8	0				
6 A	Washington	5	6	31 H	Arizona	3	5	57 H	San Jose St.	7	1	119 N	UNI	4	1				
7 A	Oregon	3	4	31 H	Arizona	3	4	58 A	Cal St. Fullerton	14	1	135 N	Cal Poly	7	6				
7 A	Oregon	3	10	32 H	Minnesota	2	1	68 H	Utah	8	0	137 H	Cal St. Northridge	9	0				
7 A	Oregon	2	3	32 H	Minnesota	9	7	68 H	Utah	9	1	137 H	Cal St. Northridge	8	0				
8 H	Arizona St.	6	12	39 N	Iowa	6	7	68 H	Utah	12	0	150 N	Indiana	8	2				
8 H	Arizona St.	4	3	40 A	Oregon St.	3	4	69 A	Pacific	6	9	150 N	Indiana	7	0				
8 H	Arizona St.	2	11	40 A	Oregon St.	7	0	69 H	Pacific	2	0	152 N	Portland St.	3	1				
11 A	Nebraska	1	7	40 A	Oregon St.	8	6	75 N	Syracuse	2	1	161 N	Bradley	8	2				
11 A	Nebraska	5	10	45 N	Northwestern	5	2					165 H	St. Mary's (CA)	2	5				
12 N	Kentucky	1	3									200 H	CSU Bakersfield	7	0				
16 N	Florida St.	3	1									200 H	CSU Bakersfield	12	0				
20 H	UCLA	5	8									259 H	Santa Clara	11	3				
20 H	UCLA	5	1									259 H	Santa Clara	8	0				
20 H	UCLA	2	0																
22 A	California	7	5																
22 A	California	17	2																
22 A	California	13	5																
23 N	Wisconsin	0	4																
LAST 10 GAMES																			
11 A	Nebraska	5	10	31 H	Arizona	2	0												
119 N	UNI	4	1	31 H	Arizona	3	5												
11 A	Nebraska	1	7	259 H	Santa Clara	11	3												
30 N	Tulsa	4	2	22 A	California	7	5												
31 H	Arizona	3	4	22 A	California	17	2												

Non-Div. I Games:

Stanford

Average RPI Win: 117		WON-LOST	WINNING	LAST 10	STRENGTH OF		OPP. STRENGTH	TEAM	ADJ	CONF.	ADJ CONF.
Average RPI Loss: 33		RECORD	PCT. RANK	GAMES	SCHEDULE		OF SCHEDULE	RPI	RPI	RPI	RPI
DIV. I ONLY		43-18-0	.70492	35	6-4-0		30	40	25	.61337	26
DIV. I NON-CONF.		20-13-0	.60606	80	2-2-0		10	34	30	.59988	33
TOTALS		RPI 1-25	RPI 26-50		W-L RECORDS		RPI 51-100		RPI 101-150		RPI 150+
43-18-0		6-13-0	5-1-0		OVERALL		6-2-0		10-2-0		16-0-0
18-3-0		0-0-0	0-0-0		HOME		2-1-0		4-2-0		12-0-0
15-12-0		5-11-0	2-1-0		AWAY		3-0-0		3-0-0		2-0-0
10-3-0		1-2-0	3-0-0		NEUTRAL		1-1-0		3-0-0		2-0-0
20-13-0		1-9-0	5-1-0		NON-CONFERENCE		1-1-0		4-2-0		9-0-0
9-2-0		0-0-0	0-0-0		HOME		1-0-0		1-2-0		7-0-0
4-10-0		1-9-0	2-0-		AWAY		0-0-0		0-0-0		1-0-0
7-1-0		0-0-0	3-0-0		NEUTRAL		0-1-0		3-0-0		1-0-0
23-5-0		5-4-0	0-0-0		CONFERENCE		5-1-0		6-0-0		7-0-0
9-1-0		0-0-0	0-0-0		HOME		1-1-0		3-0-0		5-0-0
11-2-0		4-2-0	0-0-0		AWAY		3-0-0		3-0-0		1-0-0
3-2-0		1-2-0	0-0-0		NEUTRAL		1-0-0		0-0-0		1-0-0
RPI S	Opponent	Score		RPI S	Opponent	Score		RPI S	Opponent	Score	
2 A	Texas	0	4	38 A	Mississippi St.	0	1	63 N	Northwestern St.	3	5
2 A	Texas	1	3	43 N	USC Upstate	3	0	74 H	North Texas	4	3
9 A	Alabama	6	7	43 N	USC Upstate	3	0	74 H	North Texas	1	8
9 A	Alabama	1	13	49 A	Lipscomb	8	2	74 N	North Texas	3	1
10 A	Missouri	1	0	49 A	Lipscomb	7	1	82 A	FIU	1	0
10 A	Missouri	1	7	49 N	Lipscomb	5	1	82 A	FIU	2	1
12 A	Kentucky	1	7					82 A	FIU	5	0
14 A	La.-Lafayette	12	2					93 H	Eastern Ky.	8	3
14 A	La.-Lafayette	0	10								
14 A	La.-Lafayette	3	2								
14 N	La.-Lafayette	7	4								
14 N	La.-Lafayette	2	3								
15 A	South Ala.	4	3								
15 A	South Ala.	5	8								
15 A	South Ala.	3	2								
15 N	South Ala.	0	2								
18 A	Louisville	2	7								
21 A	Hawaii	0	3								
21 A	Hawaii	1	5								
				LAST 10 GAMES							
9 A	Alabama	1	13	14 N	La.-Lafayette	7	4	178 H	Valparaiso	3	0
9 A	Alabama	6	7	14 N	La.-Lafayette	2	3	187 H	Western Mich.	5	2
43 N	USC Upstate	3	0	74 N	North Texas	3	1	222 A	Middle Tenn.	6	1
43 N	USC Upstate	3	0	163 N	La.-Monroe	9	1	222 H	Middle Tenn.	7	1
15 N	South Ala.	0	2	222 H	Middle Tenn.	7	1	222 H	Middle Tenn.	4	0
								224 H	Belmont	4	0

Non-Div. I Games:

Western Ky.



RPI	S	Opponent	Score	
235	H	Southeast Mo. St.	10	3

Western Ky.

W  
e  
s  
t  
e  
r  
n  
K  
y  
.

W  
e  
s  
t  
e  
r  
n  
K  
y  
.

Average RPI Win:		111	WON-LOST RECORD		WINNING PCT. RANK		LAST 10 GAMES		STRENGTH OF SCHEDULE		OPP. STRENGTH OF SCHEDULE		TEAM RPI	ADJ RPI		CONF. RPI	ADJ CONF. RPI
DIV. I ONLY			36-20-0		.64286 63		6-4-0		7		33		19	.61308 27		1	1
DIV. I NON-CONF.			24-9-0		.72727 38		2-2-0		40		151		29	.59044 39		1	2
TOTALS		RPI 1-25		RPI 26-50		W-L RECORDS		RPI 51-100		RPI 101-150		RPI 150+					
36-20-0		6-16-0		4-1-0		OVERALL		7-0-0		10-2-0		9-1-0					
21-6-0		3-3-0		3-0-0		HOME		3-0-0		9-2-0		3-1-0					
7-10-0		3-10-0		0-0-0		AWAY		0-0-0		0-0-0		4-0-0					
8-4-0		0-3-0		1-1-0		NEUTRAL		4-0-0		1-0-0		2-0-0					
24-9-0		0-5-0		1-1-0		NON-CONFERENCE		4-0-0		10-2-0		9-1-0					
12-3-0		0-0-0		0-0-0		HOME		0-0-0		9-2-0		3-1-0					
4-3-0		0-3-0		0-0-		AWAY		0-0-0		0-0-0		4-0-0					
8-3-0		0-2-0		1-1-0		NEUTRAL		4-0-0		1-0-0		2-0-0					
12-11-0		6-11-0		3-0-0		CONFERENCE		3-0-0		0-0-0		0-0-0					
9-3-0		3-3-0		3-0-0		HOME		3-0-0		0-0-0		0-0-0					
3-7-0		3-7-0		0-0-0		AWAY		0-0-0		0-0-0		0-0-0					
0-1-0		0-1-0		0-0-0		NEUTRAL		0-0-0		0-0-0		0-0-0					
RPI	S	Opponent		Score		RPI	S	Opponent		Score		RPI	S	Opponent		Score	
1	A	Oklahoma		1	14	28	H	Georgia		5	2	66	H	Murray St.		8	0
1	A	Oklahoma		5	10	28	H	Georgia		5	3	66	H	UNI		17	1
3	A	Florida		0	8	28	H	Georgia		8	1	66	H	UNI		8	0
3	A	Florida		0	1	30	N	Tulsa		1	3	68	N	Saint Louis		8	0
3	A	Florida		2	5	30	N	Tulsa		14	3	79	N	Saint Louis		8	0
4	A	Tennessee		2	1							79	N	Utah Valley		1	3
10	A	Missouri		0	9							99	N	Utah Valley		5	0
10	A	Missouri		11	10									Utah Valley		3	0
10	A	Missouri		4	1									Jacksonville St.		4	5
10	N	Missouri		0	8									Jacksonville St.		3	2
12	H	Kentucky		4	1									Loyola Marymount		8	3
12	H	Kentucky		4	0									Stephen F. Austin		9	2
12	H	Kentucky		3	5									La.-Monroe		14	3
13	H	LSU		4	5									La.-Monroe		6	7
13	H	LSU		2	8									UMKC		9	1
13	H	LSU		4	3									Wright St.		11	3
16	A	Florida St.		1	9									Jackson St.		8	2
17	A	Texas A&M		3	7									Jackson St.		8	0
17	A	Texas A&M		1	2									Southern Utah		3	2
17	A	Texas A&M		1	9									Savannah St.		10	0
19	N	Hofstra		4	6									Savannah St.		14	1
19	N	Hofstra		1	8									Weber St.		10	2
						LAST 10 GAMES											
		1 A Oklahoma		1	14	66	H	Auburn		5	0						
		1 A Oklahoma		5	10	66	H	Auburn		8	7						
		79 N Fordham		5	2	66	H	Auburn		6	0						
		79 N Fordham		5	1	4	A	Tennessee		2	1						
		10 N Missouri		0	8	12	H	Kentucky		3	5						

**Non-Div. I Games:**

Arkansas

Average RPI Win:	109	WON-LOST	WINNING	LAST 10	STRENGTH OF	OPP. STRENGTH	TEAM	ADJ	CONF.	ADJ CONF.		
Average RPI Loss:	35	RECORD	PCT. RANK	GAMES	SCHEDULE	OF SCHEDULE	RPI	RPI	RPI	RPI		
DIV. I ONLY		40-21-0	.65574	52	5-5-0	22	25	28	.60685	28	1	1
DIV. I NON-CONF.		25-11-0	.69444	46	2-2-0	100	86	45	.57341	43	1	2
<hr/>												
TOTALS	RPI 1-25	RPI 26-50		W-L RECORDS		RPI 51-100		RPI 101-150		RPI 150+		
40-21-0	7-11-0	5-5-0		OVERALL		12-3-0		4-1-0		12-1-0		
24-8-0	5-3-0	1-1-0		HOME		7-3-0		2-0-0		9-1-0		
8-8-0	1-4-0	2-4-0		AWAY		4-0-0		1-0-0		0-0-0		
8-5-0	1-4-0	2-0-0		NEUTRAL		1-0-0		1-1-0		3-0-0		
25-11-0	0-5-0	3-1-0		NON-CONFERENCE		6-3-0		4-1-0		12-1-0		
16-5-0	0-0-0	1-1-0		HOME		4-3-0		2-0-0		9-1-0		
2-2-0	0-2-0	0-0-		AWAY		1-0-0		1-0-0		0-0-0		
7-4-0	0-3-0	2-0-0		NEUTRAL		1-0-0		1-1-0		3-0-0		
15-10-0	7-6-0	2-4-0		CONFERENCE		6-0-0		0-0-0		0-0-0		
8-3-0	5-3-0	0-0-0		HOME		3-0-0		0-0-0		0-0-0		
6-6-0	1-2-0	2-4-0		AWAY		3-0-0		0-0-0		0-0-0		
1-1-0	1-1-0	0-0-0		NEUTRAL		0-0-0		0-0-0		0-0-0		
<hr/>												
RPI	S	Opponent	Score	RPI	S	Opponent	Score	RPI	S	Opponent	Score	
1	N	Oklahoma	0 5	27	A	Arkansas	1 8	51	H	Georgia St.	7 10	
3	A	Florida	3 2	27	A	Arkansas	2 5	60	H	Ohio St.	6 1	
3	A	Florida	2 5	27	A	Arkansas	3 5	60	H	Ohio St.	4 5	
3	A	Florida	0 5	37	A	South Carolina	2 6	62	H	North Dakota St.	4 1	
3	N	Florida	5 9	37	A	South Carolina	2 0	62	H	North Dakota St.	0 3	
4	H	Tennessee	3 10	37	A	South Carolina	7 6	66	A	Auburn	2 0	
4	H	Tennessee	2 9	43	H	USC Upstate	5 8	66	A	Auburn	9 8	
4	H	Tennessee	1 6	45	H	Northwestern	6 5	66	A	Auburn	9 3	
6	N	Washington	2 14	48	N	San Diego St.	9 3	73	H	Ga. Southern	6 3	
8	A	Arizona St.	0 2	48	N	San Diego St.	3 2	78	H	Ole Miss	6 0	
8	A	Arizona St.	0 2					78	H	Ole Miss	12 4	
13	H	LSU	10 7					78	H	Ole Miss	14 5	
13	H	LSU	10 5					90	A	Georgia Tech	14 1	
13	N	LSU	7 0					90	H	Georgia Tech	20 1	
17	H	Texas A&M	12 7					99	N	Colorado St.	5 4	
17	H	Texas A&M	3 1									
17	H	Texas A&M	6 3									
25	N	Stanford	0 6									
<hr/>												
				LAST 10 GAMES								
				8	A	Arizona St.	0 2	13	N	LSU	7 0	
				8	A	Arizona St.	0 2	13	H	LSU	10 5	
				48	N	San Diego St.	3 2	13	H	LSU	10 7	
				48	N	San Diego St.	9 3	3	A	Florida	0 5	
				3	N	Florida	5 9	3	A	Florida	2 5	
<hr/>												

Non-Div. I Games:

Georgia





RPI	S	Opponent	Score	
248	N	Utah St.	8	0
248	N	Utah St.	3	0

Tulsa

T  
u  
l  
s  
a

T  
u  
l  
s  
a

Average RPI Win: 97		WON-LOST	WINNING	LAST 10	STRENGTH OF	OPP. STRENGTH	TEAM	ADJ	CONF.	ADJ CONF.							
Average RPI Loss: 29		RECORD	PCT. RANK	GAMES	SCHEDULE	OF SCHEDULE	RPI	RPI	RPI	RPI							
DIV. I ONLY		33-26-0	.55932	108	5-5-0	9	15	29	.59954	31	2	2					
DIV. I NON-CONF.		24-11-0	.68571	51	1-2-0	19	52	25	.60636	28	2	1					
<hr/>																	
TOTALS		RPI 1-25		RPI 26-50		W-L RECORDS		RPI 51-100		RPI 101-150		RPI 150+					
33-26-0		8-18-0		3-4-0		OVERALL		5-3-0		10-0-0		7-1-0					
20-7-0		6-7-0		0-0-0		HOME		1-0-0		6-0-0		7-0-0					
5-9-0		2-4-0		0-3-0		AWAY		3-2-0		0-0-0		0-0-0					
8-10-0		0-7-0		3-1-0		NEUTRAL		1-1-0		4-0-0		0-1-0					
24-11-0		1-7-0		3-1-0		NON-CONFERENCE		3-2-0		10-0-0		7-1-0					
15-0-0		1-0-0		0-0-0		HOME		1-0-0		6-0-0		7-0-0					
1-1-0		0-0-0		0-0-		AWAY		1-1-0		0-0-0		0-0-0					
8-10-0		0-7-0		3-1-0		NEUTRAL		1-1-0		4-0-0		0-1-0					
9-15-0		7-11-0		0-3-0		CONFERENCE		2-1-0		0-0-0		0-0-0					
5-7-0		5-7-0		0-0-0		HOME		0-0-0		0-0-0		0-0-0					
4-8-0		2-4-0		0-3-0		AWAY		2-1-0		0-0-0		0-0-0					
0-0-0		0-0-0		0-0-0		NEUTRAL		0-0-0		0-0-0		0-0-0					
RPI	S	Opponent		Score		RPI	S	Opponent		Score		RPI	S	Opponent		Score	
1	N	Oklahoma		0	4	33	N	Virginia Tech		2	9	54	N	Long Beach St.		4	3
1	N	Oklahoma		0	5	40	A	Oregon St.		1	2	60	N	Ohio St.		0	6
3	N	Florida		3	14	40	A	Oregon St.		1	2	68	A	Utah		6	4
5	N	Michigan		1	9	40	A	Oregon St.		1	2	68	A	Utah		4	8
6	H	Washington		1	7	44	N	Notre Dame		2	0	68	A	Utah		6	5
6	H	Washington		3	8	45	N	Northwestern		4	3	84	A	New Mexico St.		8	1
6	H	Washington		7	4	48	N	San Diego St.		3	2	84	A	New Mexico St.		2	3
7	A	Oregon		0	9							91	H	Drake		5	3
7	A	Oregon		0	8												
7	A	Oregon		3	5												
8	H	Arizona St.		10	9												
8	H	Arizona St.		6	7												
8	H	Arizona St.		6	4												
11	H	Nebraska		1	0												
13	N	LSU		0	3												
20	H	UCLA		8	6												
20	H	UCLA		3	13												
20	H	UCLA		1	9												
22	H	California		1	5												
22	H	California		7	3												
22	H	California		2	6												
24	N	Baylor		4	8												
24	N	Baylor		0	7												
25	A	Stanford		4	3												
25	A	Stanford		0	2												
25	A	Stanford		5	3												
						LAST 10 GAMES											
						24	N	Baylor		4	8	25	A	Stanford		5	3
						110	N	Penn		3	2	8	H	Arizona St.		6	7
						24	N	Baylor		0	7	8	H	Arizona St.		6	4
						25	A	Stanford		4	3	8	H	Arizona St.		10	9
						25	A	Stanford		0	2	40	A	Oregon St.		1	2

Non-Div. I Games:

Arizona

Average RPI Win:		96	WON-LOST RECORD		WINNING PCT. RANK	LAST 10 GAMES		STRENGTH OF SCHEDULE		OPP. STRENGTH OF SCHEDULE	TEAM RPI	ADJ RPI		CONF. RPI	ADJ CONF. RPI		
DIV. I ONLY			36-19-0		.65455	54	6-4-0		37	30	31	.59736		32	4	4	
DIV. I NON-CONF.			20-12-0		.625	70	1-2-0		49	29	43	.57896		41	4	4	
TOTALS		RPI 1-25		RPI 26-50		W-L RECORDS		RPI 51-100		RPI 101-150		RPI 150+					
36-19-0		4-11-0		4-5-0		OVERALL		14-2-0		9-0-0		5-1-0					
5-1-0		2-1-0		0-0-0		HOME		0-0-0		3-0-0		0-0-0					
17-9-0		2-6-0		4-2-0		AWAY		7-1-0		3-0-0		1-0-0					
14-9-0		0-4-0		0-3-0		NEUTRAL		7-1-0		3-0-0		4-1-0					
20-12-0		1-7-0		0-3-0		NON-CONFERENCE		9-1-0		5-0-0		5-1-0					
0-0-0		0-0-0		0-0-0		HOME		0-0-0		0-0-0		0-0-0					
7-4-0		1-4-0		0-0-		AWAY		2-0-0		3-0-0		1-0-0					
13-8-0		0-3-0		0-3-0		NEUTRAL		7-1-0		2-0-0		4-1-0					
16-7-0		3-4-0		4-2-0		CONFERENCE		5-1-0		4-0-0		0-0-0					
5-1-0		2-1-0		0-0-0		HOME		0-0-0		3-0-0		0-0-0					
10-5-0		1-2-0		4-2-0		AWAY		5-1-0		0-0-0		0-0-0					
1-1-0		0-1-0		0-0-0		NEUTRAL		0-0-0		1-0-0		0-0-0					
RPI	S	Opponent		Score		RPI	S	Opponent		Score		RPI	S	Opponent		Score	
8	A	Arizona St.		0	8	39	A	Iowa		7	3	55	A	FGCU		3	0
11	A	Nebraska		1	0	39	A	Iowa		10	1	55	N	FGCU		4	1
11	A	Nebraska		2	3	39	A	Iowa		4	1	59	N	Texas Tech		3	5
11	A	Nebraska		0	4	45	A	Northwestern		2	6	60	A	Ohio St.		3	0
16	A	Florida St.		3	2	45	A	Northwestern		2	4	60	A	Ohio St.		6	14
16	A	Florida St.		3	4	45	A	Northwestern		14	9	60	A	Ohio St.		7	2
18	N	Louisville		8	16	46	N	DePaul		0	1	66	A	Auburn		4	3
21	N	Hawaii		0	3	47	N	Illinois St.		1	5	69	A	Illinois		2	0
21	N	Hawaii		0	3	47	N	Illinois St.		1	3	69	A	Illinois		9	3
23	H	Wisconsin		2	1							69	A	Illinois		5	1
23	H	Wisconsin		8	0							69	N	Pacific		1	0
23	H	Wisconsin		0	10							69	N	Pacific		4	2
23	N	Wisconsin		3	9							73	N	Ga. Southern		7	1
25	A	Stanford		7	9							73	N	Ga. Southern		5	0
25	A	Stanford		1	2							98	N	Albany (NY)		4	2
												98	N	Albany (NY)		1	0
LAST 10 GAMES																	
						21	N	Hawaii		0	3	127	N	Penn St.		4	0
						152	N	Portland St.		5	0	150	H	Indiana		5	4
						21	N	Hawaii		0	3	150	H	Indiana		8	0
						23	N	Wisconsin		3	9	150	H	Indiana		1	0
						11	A	Nebraska		1	0	60	A	Ohio St.		6	14

Non-Div. I Games:

Minnesota



Average RPI Win:	110	WON-LOST RECORD		WINNING PCT. RANK		LAST 10 GAMES		STRENGTH OF SCHEDULE		OPP. STRENGTH OF SCHEDULE		TEAM RPI		ADJ RPI		CONF. RPI		ADJ CONF. RPI					
DIV. I ONLY		38-21-0		.64407	62	5-5-0		46		46		42		.59676	33	5		5					
DIV. I NON-CONF.		28-9-0		.75676	30	3-2-0		28		49		21		.63185	22	5		5					
<hr/>																							
TOTALS		RPI 1-25		RPI 26-50		W-L RECORDS		RPI 51-100		RPI 101-150		RPI 150+											
38-21-0		3-6-0		4-6-0		OVERALL		11-7-0		9-2-0		11-0-0											
6-10-0		0-3-0		0-2-0		HOME		3-5-0		2-0-0		1-0-0											
15-7-0		1-2-0		2-3-0		AWAY		2-1-0		3-1-0		7-0-0											
17-4-0		2-1-0		2-1-0		NEUTRAL		6-1-0		4-1-0		3-0-0											
28-9-0		3-3-0		3-1-0		NON-CONFERENCE		7-4-0		7-1-0		8-0-0											
3-2-0		0-0-0		0-0-0		HOME		0-2-0		2-0-0		1-0-0											
9-4-0		1-2-0		1-0-		AWAY		2-1-0		1-0-0		4-0-0											
16-3-0		2-1-0		2-0-0		NEUTRAL		5-1-0		4-1-0		3-0-0											
10-12-0		0-3-0		1-5-0		CONFERENCE		4-3-0		2-1-0		3-0-0											
3-8-0		0-3-0		0-2-0		HOME		3-3-0		0-0-0		0-0-0											
6-3-0		0-0-0		1-2-0		AWAY		0-0-0		2-1-0		3-0-0											
1-1-0		0-0-0		0-1-0		NEUTRAL		1-0-0		0-0-0		0-0-0											
RPI	S	Opponent		Score		RPI	S	Opponent		Score		RPI	S	Opponent		Score		RPI	S	Opponent		Score	
5	N	Michigan		3	2	31	N	Arizona		9	2	52	N	North Florida		3	1	104	H	UNC Greensboro		10	9
8	N	Arizona St.		0	11	34	H	North Carolina St.		2	10	52	N	North Florida		5	3	104	H	UNC Greensboro		8	1
12	A	Kentucky		2	6	34	H	North Carolina St.		2	9	54	A	Long Beach St.		6	1	107	N	Southern Ill.		9	0
12	A	Kentucky		0	1	34	N	North Carolina St.		1	3	56	A	Kennesaw St.		4	3	107	N	Southern Ill.		4	2
12	A	Kentucky		2	0	41	A	James Madison		5	2	58	A	Cal St. Fullerton		3	7	108	A	Virginia		3	7
16	H	Florida St.		3	4	41	A	James Madison		1	2	58	N	Cal St. Fullerton		3	2	108	A	Virginia		5	1
16	H	Florida St.		0	11	42	A	North Carolina		7	6	69	N	Pacific		5	1	108	A	Virginia		6	0
16	H	Florida St.		2	4	42	A	North Carolina		2	3	76	H	Longwood		5	6	118	N	UNLV		1	3
20	N	UCLA		2	1	42	A	North Carolina		1	5	76	H	Longwood		4	5	122	A	Troy		10	3
						44	N	Notre Dame		4	3	79	N	Fordham		0	2	133	N	Jacksonville St.		5	1
												86	N	Marshall		3	2	136	N	Chattanooga		7	5
												90	H	Georgia Tech		4	10	170	N	Evansville		3	2
												90	H	Georgia Tech		7	2	170	N	Evansville		10	2
												90	H	Georgia Tech		10	2	181	N	LIU Brooklyn		9	1
												92	H	Maryland		1	3	194	A	Elon		2	1
												92	H	Maryland		4	0	203	A	Radford		8	1
												92	H	Maryland		7	9	203	H	Radford		2	1
												92	N	Maryland		8	5	209	A	Boston College		11	3
																		209	A	Boston College		5	4
																		209	A	Boston College		4	1
																		213	A	Liberty		11	1
																		213	A	Liberty		4	2
<hr/>																							
						LAST 10 GAMES																	
						12	A	Kentucky		2	0	34	N	North Carolina St.		1	3						
						12	A	Kentucky		0	1	92	N	Maryland		8	5						
						12	A	Kentucky		2	6	92	H	Maryland		4	0						
						86	N	Marshall		3	2	92	H	Maryland		1	3						
						44	N	Notre Dame		4	3	92	H	Maryland		7	9						

Non-Div. I Games:

Virginia Tech





South Fla.

Through Games Of June 4, 2013 (FINAL)

RPI	S	Opponent	Score	
201	H	Cornell	5	0
213	H	Liberty	5	0
220	H	Quinnipiac	7	4
257	N	Toledo	8	2
265	N	Rhode Island	3	0
268	H	Maine	11	0
269	N	Wagner	5	0

South Fla.

S  
o  
u  
t  
h  
F  
l  
a  
.

S  
o  
u  
t  
h  
F  
l  
a  
.

[illegible]

**Non-Div. I Games:**

Houston

Average RPI Win:		103	WON-LOST RECORD		WINNING PCT. RANK	LAST 10 GAMES		STRENGTH OF SCHEDULE		OPP. STRENGTH OF SCHEDULE		TEAM RPI	ADJ RPI		CONF. RPI	ADJ CONF. RPI							
DIV. I ONLY			34-25-0		.57627	99	5-5-0		13		21		30	.59115		37	1	1					
DIV. I NON-CONF.			25-8-0		.75758	27	2-2-0		73		106		32	.59054		37	1	2					
TOTALS		RPI 1-25		RPI 26-50		W-L RECORDS		RPI 51-100		RPI 101-150		RPI 150+											
34-25-0		3-16-0		6-4-0		OVERALL		9-2-0		7-2-0		9-1-0											
8-10-0		1-8-0		1-2-0		HOME		1-0-0		2-0-0		3-0-0											
12-11-0		2-7-0		3-1-0		AWAY		5-2-0		2-1-0		0-0-0											
14-4-0		0-1-0		2-1-0		NEUTRAL		3-0-0		3-1-0		6-1-0											
25-8-0		0-2-0		2-2-0		NON-CONFERENCE		7-1-0		7-2-0		9-1-0											
6-0-0		0-0-0		0-0-0		HOME		1-0-0		2-0-0		3-0-0											
5-5-0		0-2-0		0-0-		AWAY		3-1-0		2-1-0		0-0-0											
14-3-0		0-0-0		2-1-0		NEUTRAL		3-0-0		3-1-0		6-1-0											
9-17-0		3-14-0		4-2-0		CONFERENCE		2-1-0		0-0-0		0-0-0											
2-10-0		1-8-0		1-2-0		HOME		0-0-0		0-0-0		0-0-0											
7-6-0		2-5-0		3-0-0		AWAY		2-1-0		0-0-0		0-0-0											
0-1-0		0-1-0		0-0-0		NEUTRAL		0-0-0		0-0-0		0-0-0											
RPI	S	Opponent		Score		RPI	S	Opponent		Score		RPI	S	Opponent		Score		RPI	S	Opponent		Score	
2	A	Texas		0	6	28	H	Georgia		0	2	56	N	Kennesaw St.		12	3	102	H	Coastal Caro.		10	2
2	A	Texas		2	11	28	H	Georgia		6	7	66	A	Auburn		1	7	102	H	Coastal Caro.		5	3
3	H	Florida		0	5	28	H	Georgia		6	2	66	A	Auburn		8	4	105	N	Michigan St.		11	3
3	H	Florida		2	3	35	A	South Fla.		3	5	66	A	Auburn		3	1	105	N	Michigan St.		12	5
3	H	Florida		2	1	36	N	Houston		6	4	73	A	Ga. Southern		7	2	113	A	Campbell		2	1
4	N	Tennessee		0	5	36	N	Houston		5	1	80	A	UCF		1	3	127	N	Penn St.		4	3
9	H	Alabama		6	7	38	A	Mississippi St.		8	3	82	N	FIU		8	0	131	A	Furman		6	8
9	H	Alabama		4	6	38	A	Mississippi St.		3	0	85	A	Stetson		14	4	131	A	Furman		6	5
9	H	Alabama		3	5	38	A	Mississippi St.		5	4	85	A	Stetson		15	7	147	N	Texas-Arlington		6	9
10	A	Missouri		2	10	45	N	Northwestern		1	3	85	N	Stetson		8	3	158	N	Villanova		4	1
10	A	Missouri		3	12							94	H	Appalachian St.		5	0	169	H	Charlotte		5	0
10	A	Missouri		0	8													169	H	Charlotte		10	2
12	A	Kentucky		6	3													172	N	Massachusetts		13	4
12	H	Kentucky		3	4													203	N	Radford		9	0
12	H	Kentucky		4	9													214	H	Presbyterian		10	5
12	H	Kentucky		1	3													219	N	Buffalo		8	0
13	A	LSU		0	6													227	N	Charleston So.		17	3
13	A	LSU		0	4													240	N	Florida A&M		4	5
13	A	LSU		4	1													261	N	Alabama St.		29	0
LAST 10 GAMES																							
2	A	Texas		0	6	12	A	Kentucky		6	3												
2	A	Texas		2	11	3	H	Florida		2	1												
36	N	Houston		5	1	3	H	Florida		2	3												
36	N	Houston		6	4	3	H	Florida		0	5												
4	N	Tennessee		0	5	38	A	Mississippi St.		5	4												

Non-Div. I Games:

South Carolina

Average RPI Win:		114	WON-LOST		WINNING		LAST 10		STRENGTH OF		OPP. STRENGTH		TEAM	ADJ		CONF.	ADJ CONF.		
Average RPI Loss:		32	RECORD		PCT. RANK		GAMES		SCHEDULE		OF SCHEDULE		RPI	RPI		RPI	RPI		
DIV. I ONLY			33-24-0		.57895		97	2-8-0		21		24		36	.59095		38	1	1
DIV. I NON-CONF.			25-8-0		.75758		27	1-3-0		62		81		28	.60247		31	1	2
TOTALS		RPI 1-25		RPI 26-50		W-L RECORDS		RPI 51-100		RPI 101-150		RPI 150+							
33-24-0		5-15-0		3-5-0		OVERALL		11-3-0		3-0-0		11-1-0							
14-9-0		1-3-0		2-3-0		HOME		5-3-0		2-0-0		4-0-0							
8-13-0		3-11-0		0-2-0		AWAY		2-0-0		1-0-0		2-0-0							
11-2-0		1-1-0		1-0-0		NEUTRAL		4-0-0		0-0-0		5-1-0							
25-8-0		1-4-0		3-2-0		NON-CONFERENCE		7-1-0		3-0-0		11-1-0							
9-2-0		0-1-0		2-0-0		HOME		1-1-0		2-0-0		4-0-0							
5-4-0		0-2-0		0-0-		AWAY		2-0-0		1-0-0		2-0-0							
11-2-0		1-1-0		1-0-0		NEUTRAL		4-0-0		0-0-0		5-1-0							
8-16-0		4-11-0		0-3-0		CONFERENCE		4-2-0		0-0-0		0-0-0							
5-7-0		1-2-0		0-3-0		HOME		4-2-0		0-0-0		0-0-0							
3-9-0		3-9-0		0-0-0		AWAY		0-0-0		0-0-0		0-0-0							
0-0-0		0-0-0		0-0-0		NEUTRAL		0-0-0		0-0-0		0-0-0							
RPI	S	Opponent		Score		RPI	S	Opponent		Score		RPI	S	Opponent		Score			
3	A	Florida		6	5	26	H	Western Ky.		1	0	51	H	Georgia St.		9	1		
3	A	Florida		1	9	29	A	UAB		1	2	63	H	Northwestern St.		5	10		
3	A	Florida		2	4	29	N	UAB		3	2	66	H	Auburn		4	3		
9	A	Alabama		8	9	36	A	Houston		5	6	66	H	Auburn		3	8		
9	A	Alabama		3	2	37	H	South Carolina		3	8	66	H	Auburn		5	7		
9	A	Alabama		3	11	37	H	South Carolina		0	3	75	N	Syracuse		4	1		
12	A	Kentucky		4	5	37	H	South Carolina		4	5	77	N	SIU Edwardsville		1	0		
12	A	Kentucky		0	7	49	H	Lipscomb		4	3	78	H	Ole Miss		8	0		
12	A	Kentucky		2	3							78	H	Ole Miss		6	5		
13	H	LSU		2	1							78	H	Ole Miss		5	1		
13	H	LSU		0	1							79	N	Fordham		8	0		
13	H	LSU		2	9							92	N	Maryland		4	3		
14	A	La.-Lafayette		1	9							97	A	Col. of Charleston		8	0		
15	A	South Ala.		0	3							97	A	Col. of Charleston		12	1		
15	H	South Ala.		2	3														
16	N	Florida St.		2	5														
17	A	Texas A&M		2	5														
17	A	Texas A&M		6	2														
17	A	Texas A&M		2	4														
19	N	Hofstra		9	1														
LAST 10 GAMES																			
242	N	Mississippi Val.		2	1	17	A	Texas A&M		6	2								
15	A	South Ala.		0	3	17	A	Texas A&M		2	5								
16	N	Florida St.		2	5	37	H	South Carolina		4	5								
36	A	Houston		5	6	37	H	South Carolina		0	3								
17	A	Texas A&M		2	4	37	H	South Carolina		3	8								

Non-Div. I Games:

Mississippi St.

Average RPI Win: 88		WON-LOST	WINNING	LAST 10	STRENGTH OF		OPP. STRENGTH	TEAM	ADJ		CONF.	ADJ CONF.
Average RPI Loss: 45		RECORD	PCT. RANK	GAMES	SCHEDULE		OF SCHEDULE	RPI	RPI		RPI	RPI
DIV. I ONLY		30-24-0	.55556	112	6-4-0		24	16	44		.58988	39
DIV. I NON-CONF.		21-8-0	.72414	39	2-0-0		23	23	23		.62404	24
TOTALS		RPI 1-25	RPI 26-50		W-L RECORDS		RPI 51-100		RPI 101-150		RPI 150+	
30-24-0		6-11-0	4-5-0		OVERALL		7-5-0		8-2-0		5-1-0	
4-11-0		2-4-0	0-3-0		HOME		0-2-0		2-2-0		0-0-0	
13-7-0		2-6-0	3-1-0		AWAY		4-0-0		4-0-0		0-0-0	
13-6-0		2-1-0	1-1-0		NEUTRAL		3-3-0		2-0-0		5-1-0	
21-8-0		4-4-0	2-1-0		NON-CONFERENCE		6-2-0		4-0-0		5-1-0	
1-0-0		0-0-0	0-0-0		HOME		0-0-0		1-0-0		0-0-0	
8-3-0		2-3-0	1-0-		AWAY		4-0-0		1-0-0		0-0-0	
12-5-0		2-1-0	1-1-0		NEUTRAL		2-2-0		2-0-0		5-1-0	
9-16-0		2-7-0	2-4-0		CONFERENCE		1-3-0		4-2-0		0-0-0	
3-11-0		2-4-0	0-3-0		HOME		0-2-0		1-2-0		0-0-0	
5-4-0		0-3-0	2-1-0		AWAY		0-0-0		3-0-0		0-0-0	
1-1-0		0-0-0	0-0-0		NEUTRAL		1-1-0		0-0-0		0-0-0	
RPI S	Opponent	Score	RPI S	Opponent	Score	RPI S	Opponent	Score	RPI S	Opponent	Score	
5 A	Michigan	0 8	32 H	Minnesota	3 7	53 N	Oklahoma St.	3 1	101 A	Purdue	2 0	
5 A	Michigan	3 5	32 H	Minnesota	1 10	53 N	Oklahoma St.	3 4	101 A	Purdue	8 2	
5 A	Michigan	6 8	32 H	Minnesota	1 4	58 A	Cal St. Fullerton	7 0	101 A	Purdue	4 3	
9 A	Alabama	1 4	36 A	Houston	4 1	60 N	Ohio St.	4 8	103 H	Iowa St.	8 3	
9 A	Alabama	0 5	40 N	Oregon St.	9 3	60 N	Ohio St.	8 0	119 A	UNI	10 1	
11 H	Nebraska	1 11	45 A	Northwestern	12 7	65 N	Ball St.	5 7	127 H	Penn St.	3 6	
11 H	Nebraska	2 3	45 A	Northwestern	3 11	69 H	Illinois	5 8	127 H	Penn St.	5 0	
11 H	Nebraska	6 2	45 A	Northwestern	15 14	69 H	Illinois	3 6	127 H	Penn St.	5 6	
12 A	Kentucky	3 1	49 N	Lipscomb	0 4	71 N	Neb. Omaha	2 1	148 N	Winthrop	7 1	
14 N	La.-Lafayette	13 10				74 A	North Texas	4 1	148 N	Winthrop	2 1	
14 N	La.-Lafayette	0 11				91 A	Drake	18 0	164 N	Dayton	3 0	
18 A	Louisville	4 6				92 A	Maryland	9 4	167 N	Western Ill.	12 4	
18 A	Louisville	6 2							175 N	Texas St.	5 4	
23 H	Wisconsin	0 8							193 N	St. John's (NY)	1 3	
23 H	Wisconsin	2 1							200 N	CSU Bakersfield	5 3	
23 H	Wisconsin	0 3							203 N	Radford	10 0	
25 N	Stanford	7 6										
LAST 10 GAMES												
	60 N Ohio St.	4 8		127 H Penn St.	5 0							
	101 A Purdue	8 2		127 H Penn St.	5 6							
	101 A Purdue	2 0		127 H Penn St.	3 6							
	101 A Purdue	4 3		119 A UNI	10 1							
	103 H Iowa St.	8 3		69 H Illinois	5 8							

Non-Div. I Games:

Iowa



Average RPI Win:		98	WON-LOST RECORD		WINNING PCT. RANK		LAST 10 GAMES		STRENGTH OF SCHEDULE		OPP. STRENGTH OF SCHEDULE		TEAM RPI		ADJ RPI		CONF. RPI		ADJ CONF. RPI				
DIV. I ONLY			34-24-0		.58621 88		3-7-0		26		12		39		.58839 40		2		2				
DIV. I NON-CONF.			26-8-0		.76471 24		2-2-0		107		43		33		.59489 34		2		1				
TOTALS		RPI 1-25		RPI 26-50		W-L RECORDS		RPI 51-100		RPI 101-150		RPI 150+											
34-24-0		3-19-0		6-1-0		OVERALL		9-2-0		9-1-0		7-1-0											
8-6-0		2-4-0		3-0-0		HOME		2-1-0		1-1-0		0-0-0											
5-12-0		1-11-0		0-0-0		AWAY		0-0-0		1-0-0		3-1-0											
21-6-0		0-4-0		3-1-0		NEUTRAL		7-1-0		7-0-0		4-0-0											
26-8-0		0-4-0		3-1-0		NON-CONFERENCE		7-1-0		9-1-0		7-1-0											
1-1-0		0-0-0		0-0-0		HOME		0-0-0		1-1-0		0-0-0											
4-1-0		0-0-0		0-0-		AWAY		0-0-0		1-0-0		3-1-0											
21-6-0		0-4-0		3-1-0		NEUTRAL		7-1-0		7-0-0		4-0-0											
8-16-0		3-15-0		3-0-0		CONFERENCE		2-1-0		0-0-0		0-0-0											
7-5-0		2-4-0		3-0-0		HOME		2-1-0		0-0-0		0-0-0											
1-11-0		1-11-0		0-0-0		AWAY		0-0-0		0-0-0		0-0-0											
0-0-0		0-0-0		0-0-0		NEUTRAL		0-0-0		0-0-0		0-0-0											
RPI	S	Opponent		Score		RPI	S	Opponent		Score		RPI	S	Opponent		Score		RPI	S	Opponent		Score	
1	N	Oklahoma		2	14	31	H	Arizona		2	1	54	N	Long Beach St.		17	3	103	N	Iowa St.		9	1
6	A	Washington		6	8	31	H	Arizona		2	1	57	N	San Jose St.		1	0	106	N	BYU		7	3
6	A	Washington		3	4	31	H	Arizona		2	1	58	N	Cal St. Fullerton		9	5	109	N	Nevada		6	5
6	A	Washington		2	14	39	N	Iowa		3	9	68	H	Utah		2	11	117	A	UC Davis		1	0
7	A	Oregon		0	8	45	N	Northwestern		7	3	68	H	Utah		10	2	125	N	Stony Brook		6	0
7	A	Oregon		0	11	45	N	Northwestern		12	1	68	H	Utah		6	2	135	N	Cal Poly		11	2
7	A	Oregon		1	2	48	N	San Diego St.		9	5	69	N	Illinois		5	1	143	H	New Mexico		3	5
8	A	Arizona St.		1	5							87	N	Creighton		3	5	143	H	New Mexico		5	4
8	A	Arizona St.		4	5							90	N	Georgia Tech		9	1	146	N	Stephen F. Austin		9	0
8	A	Arizona St.		0	11							92	N	Maryland		8	0	150	N	Indiana		2	1
12	N	Kentucky		3	5							99	N	Colorado St.		11	0	152	A	Portland St.		7	2
19	N	Hofstra		4	8													152	A	Portland St.		4	3
19	N	Hofstra		0	2													165	N	St. Mary's (CA)		7	3
20	H	UCLA		3	2													184	N	Idaho St.		3	2
20	H	UCLA		1	8													200	A	CSU Bakersfield		7	10
20	H	UCLA		3	4													200	A	CSU Bakersfield		13	3
22	A	California		0	8													200	N	CSU Bakersfield		8	0
22	A	California		1	3													205	N	Seattle		6	2
22	A	California		1	0																		
25	H	Stanford		4	3																		
25	H	Stanford		6	8																		
25	H	Stanford		0	7																		
						LAST 10 GAMES																	
						19	N	Hofstra		4	8	20	H	UCLA		3	2						
						125	N	Stony Brook		6	0	7	A	Oregon		0	8						
						19	N	Hofstra		0	2	7	A	Oregon		0	11						
						20	H	UCLA		1	8	7	A	Oregon		1	2						
						20	H	UCLA		3	4	152	A	Portland St.		7	2						

Non-Div. I Games:

Oregon St.

Average RPI Win:		145	WON-LOST RECORD		WINNING PCT. RANK	LAST 10 GAMES		STRENGTH OF SCHEDULE		OPP. STRENGTH OF SCHEDULE	TEAM RPI	ADJ RPI	CONF. RPI	ADJ CONF. RPI
Average RPI Loss:		51												
DIV. I ONLY			42-17-0		.71186	30		65		75	37	.58828	41	12
DIV. I NON-CONF.			21-12-0		.63636	66		72		46	47	.56937	47	13
TOTALS		RPI 1-25	RPI 26-50		W-L RECORDS		RPI 51-100		RPI 101-150		RPI 150+			
42-17-0		0-8-0	4-5-0		OVERALL		7-1-0		8-2-0		23-1-0			
14-2-0		0-0-0	1-1-0		HOME		3-1-0		0-0-0		10-0-0			
13-7-0		0-5-0	0-2-0		AWAY		1-0-0		6-0-0		6-0-0			
15-8-0		0-3-0	3-2-0		NEUTRAL		3-0-0		2-2-0		7-1-0			
21-12-0		0-3-0	4-5-0		NON-CONFERENCE		4-1-0		4-2-0		9-1-0			
5-2-0		0-0-0	1-1-0		HOME		0-1-0		0-0-0		4-0-0			
4-2-0		0-0-0	0-0-0		AWAY		1-0-0		3-0-0		0-0-0			
12-8-0		0-3-0	3-2-0		NEUTRAL		3-0-0		1-2-0		5-1-0			
21-5-0		0-5-0	0-0-0		CONFERENCE		3-0-0		4-0-0		14-0-0			
9-0-0		0-0-0	0-0-0		HOME		3-0-0		0-0-0		6-0-0			
9-5-0		0-5-0	0-0-0		AWAY		0-0-0		3-0-0		6-0-0			
3-0-0		0-0-0	0-0-0		NEUTRAL		0-0-0		1-0-0		2-0-0			
RPI	S	Opponent	Score		RPI	S	Opponent	Score		RPI	S	Opponent	Score	
5	N	Michigan	1	9	33	H	Virginia Tech	2	1	51	H	Georgia St.	8	0
7	N	Oregon	1	12	33	H	Virginia Tech	2	5	51	H	Georgia St.	7	3
14	N	La.-Lafayette	1	9	34	N	North Carolina St.	0	2	51	H	Georgia St.	5	4
19	A	Hofstra	0	8	34	N	North Carolina St.	4	6	75	N	Syracuse	8	0
19	A	Hofstra	4	9	35	N	South Fla.	1	0	76	N	Longwood	5	0
19	A	Hofstra	0	1	42	A	North Carolina	3	5	79	H	Fordham	1	12
19	A	Hofstra	1	2	42	A	North Carolina	0	6	97	A	Col. of Charleston	6	0
19	A	Hofstra	0	1	46	N	DePaul	7	5	97	N	Col. of Charleston	7	0
					47	N	Illinois St.	3	2					
LAST 10 GAMES														
34	N	North Carolina St.	4	6	19	A	Hofstra	0	8	213	H	Liberty	5	1
76	N	Longwood	5	0	115	N	Delaware	10	2	213	H	Liberty	12	2
34	N	North Carolina St.	0	2	51	H	Georgia St.	8	0	217	H	George Mason	8	0
19	A	Hofstra	1	2	51	H	Georgia St.	7	3	217	H	George Mason	4	0
153	N	Towson	8	1	51	H	Georgia St.	5	4	222	N	Middle Tenn.	8	2

Non-Div. I Games:

James Madison

RPI	S	Opponent	Score	
222	N	Middle Tenn.	13	0
225	H	Drexel	11	1
225	H	Drexel	8	0
225	H	Drexel	11	1
241	A	UNC Wilmington	11	2
241	A	UNC Wilmington	12	1
241	A	UNC Wilmington	6	1

James Madison

J  
a  
m  
e  
s  
M  
a  
d  
i  
s  
o  
n

J  
a  
m  
e  
s  
M  
a  
d  
i  
s  
o  
n

Average RPI Win:	128	WON-LOST RECORD	WINNING PCT. RANK	LAST 10 GAMES	STRENGTH OF SCHEDULE	OPP. STRENGTH OF SCHEDULE	TEAM RPI	ADJ RPI	CONF. RPI	ADJ CONF. RPI		
DIV. I ONLY		40-21-0	.65574	52	5-5-0	55	48	43	.58539	42	5	5
DIV. I NON-CONF.		26-12-0	.68421	52	2-2-0	52	58	38	.59265	35	5	5
<hr/>												
TOTALS	RPI 1-25		RPI 26-50		W-L RECORDS		RPI 51-100		RPI 101-150		RPI 150+	
40-21-0	4-12-0		5-4-0		OVERALL		6-4-0		12-1-0		13-0-0	
23-3-0	0-1-0		4-1-0		HOME		4-1-0		5-0-0		10-0-0	
6-13-0	2-9-0		1-2-0		AWAY		1-2-0		2-0-0		0-0-0	
11-5-0	2-2-0		0-1-0		NEUTRAL		1-1-0		5-1-0		3-0-0	
26-12-0	3-9-0		2-1-0		NON-CONFERENCE		2-1-0		9-1-0		10-0-0	
13-1-0	0-1-0		2-0-0		HOME		2-0-0		2-0-0		7-0-0	
3-6-0	1-6-0		0-0-		AWAY		0-0-0		2-0-0		0-0-0	
10-5-0	2-2-0		0-1-0		NEUTRAL		0-1-0		5-1-0		3-0-0	
14-9-0	1-3-0		3-3-0		CONFERENCE		4-3-0		3-0-0		3-0-0	
10-2-0	0-0-0		2-1-0		HOME		2-1-0		3-0-0		3-0-0	
3-7-0	1-3-0		1-2-0		AWAY		1-2-0		0-0-0		0-0-0	
1-0-0	0-0-0		0-0-0		NEUTRAL		1-0-0		0-0-0		0-0-0	
<hr/>												
RPI S	Opponent	Score	RPI S	Opponent	Score	RPI S	Opponent	Score	RPI S	Opponent	Score	
7 H	Oregon	0 3	30 N	Tulsa	1 3	62 H	North Dakota St.	4 0	101 N	Purdue	2 1	
8 A	Arizona St.	4 7	33 H	Virginia Tech	3 2	65 N	Ball St.	1 3	104 H	UNC Greensboro	7 3	
12 A	Kentucky	0 18	33 H	Virginia Tech	5 1	90 H	Georgia Tech	7 1	108 H	Virginia	5 1	
13 A	LSU	0 8	33 H	Virginia Tech	6 7	90 H	Georgia Tech	11 6	108 H	Virginia	2 1	
13 A	LSU	3 1	34 A	North Carolina St.	2 1	90 H	Georgia Tech	5 8	108 H	Virginia	2 1	
16 A	Florida St.	1 3	34 A	North Carolina St.	1 3	90 N	Georgia Tech	6 2	113 A	Campbell	3 0	
16 A	Florida St.	0 3	34 A	North Carolina St.	8 11	92 A	Maryland	8 1	120 N	Pittsburgh	4 2	
16 A	Florida St.	1 9	41 H	James Madison	6 0	92 A	Maryland	1 9	127 H	Penn St.	10 2	
16 A	Florida St.	5 4	41 H	James Madison	5 3	92 A	Maryland	4 9	138 N	Binghamton	7 4	
17 A	Texas A&M	0 1				94 H	Appalachian St.	9 2	144 A	East Carolina	8 0	
17 A	Texas A&M	1 3							144 N	East Carolina	5 4	
18 A	Louisville	2 4							146 N	Stephen F. Austin	6 4	
23 N	Wisconsin	2 6							146 N	Stephen F. Austin	2 5	
23 N	Wisconsin	3 2							169 H	Charlotte	8 6	
23 N	Wisconsin	2 4							189 N	Hampton	10 0	
24 N	Baylor	3 0							194 H	Elon	6 0	
									196 N	Eastern Mich.	10 2	
									203 H	Radford	7 3	
									203 H	Radford	7 1	
									209 H	Boston College	10 4	
									209 H	Boston College	10 4	
									209 H	Boston College	5 0	
			LAST 10 GAMES						258 H	Iona	6 2	
			23 N	Wisconsin	2 6	92 A	Maryland	8 1	262 N	North Dakota	16 0	
			7 H	Oregon	0 3	92 A	Maryland	4 9	281 H	N.C. Central	10 2	
			23 N	Wisconsin	3 2	92 A	Maryland	1 9	281 H	N.C. Central	9 0	
			16 A	Florida St.	0 3	104 H	UNC Greensboro	7 3				
			90 N	Georgia Tech	6 2	90 H	Georgia Tech	11 6				

**Non-Div. I Games:**

North Carolina

Average RPI Win:		151	WON-LOST RECORD		WINNING PCT. RANK	LAST 10 GAMES		STRENGTH OF SCHEDULE		OPP. STRENGTH OF SCHEDULE	TEAM RPI	ADJ RPI	CONF. RPI	ADJ CONF. RPI		
Average RPI Loss:		56														
DIV. I ONLY			42-12-0		.77778	13		5-5-0		122	87	41	.57694	43		
DIV. I NON-CONF.			21-5-0		.80769	14		1-3-0		257	158	67	.54462	68		
TOTALS		RPI 1-25	RPI 26-50		W-L RECORDS		RPI 51-100		RPI 101-150		RPI 150+					
42-12-0		0-2-0	4-5-0		OVERALL		13-4-0		3-0-0		22-1-0					
25-3-0		0-1-0	0-0-0		HOME		5-2-0		2-0-0		18-0-0					
14-7-0		0-1-0	4-3-0		AWAY		6-2-0		0-0-0		4-1-0					
3-2-0		0-0-0	0-2-0		NEUTRAL		2-0-0		1-0-0		0-0-0					
21-5-0		0-2-0	1-2-0		NON-CONFERENCE		0-1-0		3-0-0		17-0-0					
15-2-0		0-1-0	0-0-0		HOME		0-1-0		2-0-0		13-0-0					
5-1-0		0-1-0	1-0-		AWAY		0-0-0		0-0-0		4-0-0					
1-2-0		0-0-0	0-2-0		NEUTRAL		0-0-0		1-0-0		0-0-0					
21-7-0		0-0-0	3-3-0		CONFERENCE		13-3-0		0-0-0		5-1-0					
10-1-0		0-0-0	0-0-0		HOME		5-1-0		0-0-0		5-0-0					
9-6-0		0-0-0	3-3-0		AWAY		6-2-0		0-0-0		0-1-0					
2-0-0		0-0-0	0-0-0		NEUTRAL		2-0-0		0-0-0		0-0-0					
RPI S	Opponent	Score	RPI S	Opponent	Score	RPI S	Opponent	Score	RPI S	Opponent	Score					
3 A	Florida	0 11	26 N	Western Ky.	0 3	52 H	North Florida	13 0	131 H	Furman	5 0					
12 H	Kentucky	8 12	26 N	Western Ky.	0 3	52 H	North Florida	5 0	131 H	Furman	8 6					
			28 A	Georgia	8 5	52 H	North Florida	0 1	133 N	Jacksonville St.	8 0					
			49 A	Lipscomb	7 5	52 N	North Florida	9 2	160 H	George Washington	6 0					
			49 A	Lipscomb	4 1	55 A	FGCU	2 10	168 H	Georgetown	8 1					
			49 A	Lipscomb	2 3	55 A	FGCU	1 3	190 H	UMKC	7 1					
			49 A	Lipscomb	4 1	55 A	FGCU	3 0	206 A	East Tenn. St.	2 3					
			49 A	Lipscomb	1 5	56 A	Kennesaw St.	7 5	206 H	East Tenn. St.	12 0					
			49 A	Lipscomb	2 4	56 A	Kennesaw St.	10 0	206 H	East Tenn. St.	11 0					
						56 A	Kennesaw St.	4 3	212 H	Western Caro.	9 0					
						72 A	Jacksonville	7 2	212 H	Western Caro.	9 1					
						72 A	Jacksonville	12 7	212 H	Western Caro.	1 0					
						85 H	Stetson	6 4	214 H	Presbyterian	9 1					
						85 H	Stetson	3 0	217 H	George Mason	8 0					
						85 H	Stetson	8 0	228 H	Northern Ky.	10 2					
						85 N	Stetson	5 1	228 H	Northern Ky.	3 1					
						94 H	Appalachian St.	3 6	228 H	Northern Ky.	7 2					
									229 A	Gardner-Webb	2 1					
									229 A	Gardner-Webb	10 3					
									229 H	Gardner-Webb	8 0					
									229 H	Gardner-Webb	5 2					
									241 A	UNC Wilmington	4 3					
									241 A	UNC Wilmington	6 0					
									268 H	Maine	5 1					
									281 H	N.C. Central	14 0					
									290 H	Howard	18 0					
			LAST 10 GAMES													
			133 N	Jacksonville St.	8 0	49 A	Lipscomb	2 4								
			26 N	Western Ky.	0 3	52 N	North Florida	9 2								
			26 N	Western Ky.	0 3	85 N	Stetson	5 1								
			49 A	Lipscomb	4 1	206 A	East Tenn. St.	2 3								
			49 A	Lipscomb	7 5	94 H	Appalachian St.	3 6								

Non-Div. I Games:

USC Upstate

[illegible]

**Non-Div. I Games:**

Notre Dame

RPI	S	Opponent	Score	
181	N	LIU Brooklyn	5	0
187	A	Western Mich.	6	1
196	H	Eastern Mich.	5	3
209	N	Boston College	14	3
213	N	Liberty	10	2
214	N	Presbyterian	8	5
215	H	Green Bay	4	5
258	N	Iona	12	4
258	N	Iona	12	0

N  
o  
t  
r  
e  
D  
a  
m  
e

N  
o  
t  
r  
e  
D  
a  
m  
e

Notre Dame

Average RPI Win:	109	WON-LOST RECORD	WINNING PCT. RANK	LAST 10 GAMES	STRENGTH OF SCHEDULE	OPP. STRENGTH OF SCHEDULE	TEAM RPI	ADJ RPI	CONF. RPI	ADJ CONF. RPI				
DIV. I ONLY		31-22-0	.58491	89	6-4-0	41	20	45	.57624	45	4	4		
DIV. I NON-CONF.		18-11-0	.62069	74	2-0-0	59	30	46	.57335	44	4	4		
<hr/>														
TOTALS	RPI 1-25	RPI 26-50		W-L RECORDS		RPI 51-100		RPI 101-150		RPI 150+				
31-22-0	1-11-0	6-8-0		OVERALL		5-0-0		12-3-0		7-0-0				
12-4-0	0-0-0	5-3-0		HOME		3-0-0		4-1-0		0-0-0				
5-8-0	0-7-0	0-1-0		AWAY		0-0-0		4-0-0		1-0-0				
14-10-0	1-4-0	1-4-0		NEUTRAL		2-0-0		4-2-0		6-0-0				
18-11-0	1-3-0	3-5-0		NON-CONFERENCE		2-0-0		5-3-0		7-0-0				
3-1-0	0-0-0	2-0-0		HOME		0-0-0		1-1-0		0-0-0				
2-1-0	0-0-0	0-0-		AWAY		0-0-0		1-0-0		1-0-0				
13-9-0	1-3-0	1-4-0		NEUTRAL		2-0-0		3-2-0		6-0-0				
13-11-0	0-8-0	3-3-0		CONFERENCE		3-0-0		7-0-0		0-0-0				
9-3-0	0-0-0	3-3-0		HOME		3-0-0		3-0-0		0-0-0				
3-7-0	0-7-0	0-0-0		AWAY		0-0-0		3-0-0		0-0-0				
1-1-0	0-1-0	0-0-0		NEUTRAL		0-0-0		1-0-0		0-0-0				
<hr/>														
RPI	S	Opponent	Score		RPI	S	Opponent	Score		RPI	S	Opponent	Score	
1	N	Oklahoma	4	7	28	A	Georgia	5	6	64	N	Saint Joseph's	4	0
4	N	Tennessee	3	2	31	N	Arizona	3	4	69	H	Illinois	8	0
5	A	Michigan	1	2	32	H	Minnesota	6	2	69	H	Illinois	7	1
5	A	Michigan	3	9	32	H	Minnesota	4	2	69	H	Illinois	8	0
5	A	Michigan	1	16	32	H	Minnesota	9	14	90	N	Georgia Tech	3	2
11	A	Nebraska	1	14	37	N	South Carolina	3	1					
11	A	Nebraska	4	5	39	H	Iowa	14	15					
22	N	California	0	2	39	H	Iowa	11	3					
23	A	Wisconsin	1	3	39	H	Iowa	7	12					
23	A	Wisconsin	2	4	40	N	Oregon St.	1	12					
23	N	Wisconsin	0	3	40	N	Oregon St.	3	7					
25	N	Stanford	2	5	44	H	Notre Dame	11	3					
					46	H	DePaul	4	2					
					48	N	San Diego St.	5	7					
<hr/>														
LAST 10 GAMES														
23 N Wisconsin					0	3	156 A Ill.-Chicago					8	5	
150 N Indiana					6	3	46 H DePaul					4	2	
5 A Michigan					3	9	101 H Purdue					6	2	
5 A Michigan					1	16	101 H Purdue					4	1	
5 A Michigan					1	2	101 H Purdue					6	4	

Non-Div. I Games:

Northwestern



Average RPI Win:		111	WON-LOST		WINNING		LAST 10		STRENGTH OF		OPP. STRENGTH		TEAM		ADJ		CONF.		ADJ CONF.	
Average RPI Loss:		51	RECORD		PCT. RANK		GAMES		SCHEDULE		OF SCHEDULE		RPI		RPI		RPI		RPI	
DIV. I ONLY			32-21-0		.60377		81		5-5-0		43		36		46		.5739		46	
DIV. I NON-CONF.			15-13-0		.53571		118		1-1-0		24		8		48		.56835		49	
TOTALS		RPI 1-25		RPI 26-50		W-L RECORDS		RPI 51-100		RPI 101-150		RPI 150+								
32-21-0		1-5-0		4-10-0		OVERALL		9-2-0		9-4-0		9-0-0								
8-6-0		0-0-0		2-5-0		HOME		0-0-0		4-1-0		2-0-0								
12-5-0		0-0-0		0-3-0		AWAY		3-1-0		4-1-0		5-0-0								
12-10-0		1-5-0		2-2-0		NEUTRAL		6-1-0		1-2-0		2-0-0								
15-13-0		1-4-0		2-5-0		NON-CONFERENCE		6-2-0		5-2-0		1-0-0								
2-1-0		0-0-0		0-1-0		HOME		0-0-0		2-0-0		0-0-0								
2-4-0		0-0-0		0-0-		AWAY		0-1-0		2-0-0		0-0-0								
11-8-0		1-4-0		2-1-0		NEUTRAL		6-1-0		1-2-0		1-0-0								
17-8-0		0-1-0		2-5-0		CONFERENCE		3-0-0		4-2-0		8-0-0								
6-5-0		0-0-0		2-4-0		HOME		0-0-0		2-1-0		2-0-0								
10-1-0		0-0-0		0-0-0		AWAY		3-0-0		2-1-0		5-0-0								
1-2-0		0-1-0		0-1-0		NEUTRAL		0-0-0		0-0-0		1-0-0								
RPI	S	Opponent		Score		RPI	S	Opponent		Score		RPI	S	Opponent		Score				
2	N	Texas		0	9	32	N	Minnesota		1	0	58	A	Cal St. Fullerton		0	6			
2	N	Texas		3	8	34	N	North Carolina St.		1	0	59	N	Texas Tech		5	1			
2	N	Texas		0	13	35	H	South Fla.		2	1	69	N	Illinois		1	4			
5	N	Michigan		4	3	35	H	South Fla.		3	4	69	N	Pacific		6	5			
6	N	Washington		4	6	35	H	South Fla.		0	3	75	A	Syracuse		11	0			
18	N	Louisville		2	8	36	A	Houston		0	5	75	A	Syracuse		16	2			
						36	A	Houston		1	9	75	A	Syracuse		15	6			
						41	N	James Madison		5	7	79	N	Fordham		4	2			
						44	H	Notre Dame		5	2	80	N	UCF		11	0			
						44	H	Notre Dame		2	5	80	N	UCF		5	3			
						44	H	Notre Dame		3	6	84	N	New Mexico St.		6	1			
						44	N	Notre Dame		1	9									
						45	A	Northwestern		2	4									
						47	H	Illinois St.		4	5									
						LAST 10 GAMES														
						44	N	Notre Dame		1	9	132	H	Northern Ill.		2	0			
						168	N	Georgetown		1	0	45	A	Northwestern		2	4			
						124	A	Connecticut		2	0	44	H	Notre Dame		5	2			
						124	A	Connecticut		2	3	44	H	Notre Dame		3	6			
						124	A	Connecticut		5	4	44	H	Notre Dame		2	5			

Non-Div. I Games:

DePaul

Average RPI Win: 130		WON-LOST RECORD		WINNING PCT. RANK		LAST 10 GAMES		STRENGTH OF SCHEDULE		OPP. STRENGTH OF SCHEDULE		TEAM RPI		ADJ RPI		CONF. RPI		ADJ CONF. RPI	
DIV. I ONLY		28-20-0		.58333 93		7-3-0		64		70		58		.5682 47		15		15	
DIV. I NON-CONF.		15-12-0		.55556 104		0-0-0		5		13		36		.60219 32		13		12	
TOTALS		RPI 1-25		RPI 26-50		W-L RECORDS		RPI 51-100		RPI 101-150		RPI 150+							
28-20-0		3-7-0		4-1-0		OVERALL		2-3-0		5-5-0		14-4-0							
9-4-0		0-0-0		0-0-0		HOME		0-0-0		4-3-0		5-1-0							
7-6-0		1-3-0		1-0-0		AWAY		1-2-0		0-0-0		4-1-0							
12-10-0		2-4-0		3-1-0		NEUTRAL		1-1-0		1-2-0		5-2-0							
15-12-0		3-7-0		4-1-0		NON-CONFERENCE		1-1-0		2-2-0		5-1-0							
1-0-0		0-0-0		0-0-0		HOME		0-0-0		1-0-0		0-0-0							
2-3-0		1-3-0		1-0-		AWAY		0-0-0		0-0-0		0-0-0							
12-9-0		2-4-0		3-1-0		NEUTRAL		1-1-0		1-2-0		5-1-0							
13-8-0		0-0-0		0-0-0		CONFERENCE		1-2-0		3-3-0		9-3-0							
8-4-0		0-0-0		0-0-0		HOME		0-0-0		3-3-0		5-1-0							
5-3-0		0-0-0		0-0-0		AWAY		1-2-0		0-0-0		4-1-0							
0-1-0		0-0-0		0-0-0		NEUTRAL		0-0-0		0-0-0		0-1-0							
RPI S	Opponent	Score		RPI S	Opponent	Score		RPI S	Opponent	Score		RPI S	Opponent	Score					
5 N	Michigan	1	2	32 N	Minnesota	3	1	61 N	Sam Houston St.	5	4	105 N	Michigan St.	2	3				
5 N	Michigan	9	11	32 N	Minnesota	5	1	61 N	Sam Houston St.	6	8	107 H	Southern Ill.	10	6				
8 A	Arizona St.	1	7	35 N	South Fla.	7	0	91 A	Drake	1	4	107 H	Southern Ill.	3	9				
14 N	La.-Lafayette	4	3	41 N	James Madison	2	3	91 A	Drake	6	5	107 H	Southern Ill.	10	11				
14 N	La.-Lafayette	5	8	46 A	DePaul	5	4	91 A	Drake	3	4	117 N	UC Davis	2	1				
17 N	Texas A&M	0	5									119 H	UNI	3	9				
18 A	Louisville	3	9									119 H	UNI	4	1				
19 N	Hofstra	3	2									119 H	UNI	1	0				
24 A	Baylor	0	5									132 H	Northern Ill.	7	3				
24 A	Baylor	8	0									132 N	Northern Ill.	1	3				
												156 N	Ill.-Chicago	16	8				
												161 H	Bradley	8	3				
												161 H	Bradley	5	0				
												168 N	Georgetown	8	2				
												170 N	Evansville	3	5				
												172 N	Massachusetts	3	4				
												181 N	LIU Brooklyn	17	0				
												183 H	Missouri St.	9	1				
												183 H	Missouri St.	4	7				
												183 H	Missouri St.	1	0				
												188 A	Wichita St.	7	3				
												188 A	Wichita St.	15	2				
												188 A	Wichita St.	4	5				
												207 N	Austin Peay	8	2				
												216 N	Miami (OH)	16	1				
												232 A	Indiana St.	5	3				
												232 A	Indiana St.	6	1				
				LAST 10 GAMES															
				170 N	Evansville	3	5	232 A	Indiana St.	6	1	188 A	Wichita St.	7	3				
				119 H	UNI	3	9	188 A	Wichita St.	7	3	207 N	Austin Peay	8	2				
				119 H	UNI	4	1	188 A	Wichita St.	4	5	216 N	Miami (OH)	16	1				
				119 H	UNI	1	0	188 A	Wichita St.	15	2	232 A	Indiana St.	5	3				
				232 A	Indiana St.	5	3	232 H	Indiana St.	12	4	232 A	Indiana St.	6	1				

Non-Div. I Games:

Illinois St.

Illinois.

Il  
li  
li  
i  
n  
o  
i  
s  
s  
t  
.

Illinois St.

Average RPI Win:		131	WON-LOST RECORD		WINNING PCT. RANK	LAST 10 GAMES		STRENGTH OF SCHEDULE		OPP. STRENGTH OF SCHEDULE	TEAM RPI	ADJ RPI	CONF. RPI	ADJ CONF. RPI	
Average RPI Loss:		65													
DIV. I ONLY			36-20-0		.64286	63	6-4-0	84		55	51	.5672	48	11	11
DIV. I NON-CONF.			23-15-0		.60526	82	1-2-0	71		24	52	.56693	50	11	11
TOTALS		RPI 1-25	RPI 26-50		W-L RECORDS		RPI 51-100		RPI 101-150		RPI 150+				
36-20-0		0-7-0	2-4-0		OVERALL		9-2-0		14-6-0		11-1-0				
18-5-0		0-3-0	1-0-0		HOME		1-1-0		10-1-0		6-0-0				
7-5-0		0-0-0	0-0-0		AWAY		3-1-0		3-3-0		1-1-0				
11-10-0		0-4-0	1-4-0		NEUTRAL		5-0-0		1-2-0		4-0-0				
23-15-0		0-7-0	2-4-0		NON-CONFERENCE		7-1-0		3-2-0		11-1-0				
10-4-0		0-3-0	1-0-0		HOME		1-1-0		2-0-0		6-0-0				
2-1-0		0-0-0	0-0-0		AWAY		1-0-0		0-0-0		1-1-0				
11-10-0		0-4-0	1-4-0		NEUTRAL		5-0-0		1-2-0		4-0-0				
13-5-0		0-0-0	0-0-0		CONFERENCE		2-1-0		11-4-0		0-0-0				
8-1-0		0-0-0	0-0-0		HOME		0-0-0		8-1-0		0-0-0				
5-4-0		0-0-0	0-0-0		AWAY		2-1-0		3-3-0		0-0-0				
0-0-0		0-0-0	0-0-0		NEUTRAL		0-0-0		0-0-0		0-0-0				
RPI	S	Opponent	Score	RPI	S	Opponent	Score	RPI	S	Opponent	Score	RPI	S	Opponent	Score
1	H	Oklahoma	0 4	28	N	Georgia	3 9	54	H	Long Beach St.	4 5	103	N	Iowa St.	7 4
7	N	Oregon	1 3	28	N	Georgia	2 3	57	H	San Jose St.	2 0	106	H	BYU	9 1
7	N	Oregon	2 3	31	N	Arizona	2 3	57	N	San Jose St.	5 2	108	N	Virginia	2 5
10	N	Missouri	1 2	40	N	Oregon St.	5 9	58	A	Cal St. Fullerton	2 1	109	A	Nevada	6 3
12	H	Kentucky	0 4	44	H	Notre Dame	4 0	59	N	Texas Tech	3 0	109	A	Nevada	2 4
20	H	UCLA	0 7	45	N	Northwestern	7 5	60	N	Ohio St.	5 0	109	A	Nevada	8 1
22	N	California	0 1					75	N	Syracuse	3 0	116	H	Fresno St.	0 4
								87	N	Creighton	5 2	116	H	Fresno St.	5 3
								99	A	Colorado St.	0 3	116	H	Fresno St.	3 2
								99	A	Colorado St.	12 4	118	H	UNLV	2 1
								99	A	Colorado St.	4 0	118	H	UNLV	5 1
												118	H	UNLV	7 0
												128	A	Boise St.	3 5
												128	A	Boise St.	3 2
												128	A	Boise St.	3 5
												135	H	Cal Poly	5 2
												143	H	New Mexico	1 0
												143	H	New Mexico	4 1
												143	H	New Mexico	5 0
												146	N	Stephen F. Austin	1 2
												162	N	Seton Hall	9 0
												165	N	St. Mary's (CA)	7 0
												187	N	Western Mich.	5 1
												191	H	Bryant	13 6
												198	A	San Diego	4 1
												198	H	San Diego	3 1
												211	A	UC Riverside	5 6
				LAST 10 GAMES											
				28	N	Georgia	2 3	118	H	UNLV	5 1				
				57	N	San Jose St.	5 2	99	A	Colorado St.	4 0				
				28	N	Georgia	3 9	99	A	Colorado St.	12 4				
				118	H	UNLV	2 1	99	A	Colorado St.	0 3				
				118	H	UNLV	7 0	116	H	Fresno St.	0 4				

Non-Div. I Games:

San Diego St.

S  
a  
n  
D  
i  
e  
g  
o  
s  
t  
.

S  
a  
n  
D  
i  
e  
g  
o  
s  
t  
.

San Diego St.

Average RPI Win: 143		WON-LOST	WINNING	LAST 10	STRENGTH OF		OPP. STRENGTH	TEAM	ADJ		CONF.	ADJ CONF.
Average RPI Loss: 55		RECORD	PCT. RANK	GAMES	SCHEDULE		OF SCHEDULE	RPI	RPI		RPI	RPI
DIV. I ONLY		35-24-0	.59322	84	7-3-0		40	77	48		.56327	49
DIV. I NON-CONF.		14-14-0	.5	139	0-0-0		86	61	93		.5235	93
TOTALS		RPI 1-25	RPI 26-50		W-L RECORDS		RPI 51-100		RPI 101-150		RPI 150+	
35-24-0		0-3-0	5-10-0		OVERALL		9-9-0		0-1-0		21-1-0	
12-13-0		0-1-0	3-5-0		HOME		5-6-0		0-0-0		4-1-0	
17-8-0		0-1-0	1-3-0		AWAY		4-2-0		0-1-0		12-0-0	
6-3-0		0-1-0	1-1-0		NEUTRAL		0-1-0		0-0-0		5-0-0	
14-14-0		0-3-0	2-7-0		NON-CONFERENCE		0-2-0		0-1-0		12-1-0	
4-5-0		0-1-0	0-2-0		HOME		0-1-0		0-0-0		4-1-0	
4-6-0		0-1-0	1-0-		AWAY		0-0-0		0-1-0		3-0-0	
6-3-0		0-1-0	1-1-0		NEUTRAL		0-1-0		0-0-0		5-0-0	
21-10-0		0-0-0	3-3-0		CONFERENCE		9-7-0		0-0-0		9-0-0	
8-8-0		0-0-0	3-3-0		HOME		5-5-0		0-0-0		0-0-0	
13-2-0		0-0-0	0-0-0		AWAY		4-2-0		0-0-0		9-0-0	
0-0-0		0-0-0	0-0-0		NEUTRAL		0-0-0		0-0-0		0-0-0	
RPI S	Opponent	Score	RPI S	Opponent	Score	RPI S	Opponent	Score	RPI S	Opponent	Score	
4 A	Tennessee	0 6	26 H	Western Ky.	2 8	52 H	North Florida	1 5	136 A	Chattanooga	0 1	
12 H	Kentucky	1 8	26 H	Western Ky.	1 7	52 H	North Florida	8 0	159 A	Mercer	3 1	
14 N	La.-Lafayette	2 5	26 N	Western Ky.	1 5	52 H	North Florida	4 5	159 A	Mercer	10 6	
			29 A	UAB	1 8	52 H	North Florida	3 1	159 A	Mercer	8 0	
			29 A	UAB	0 1	55 A	FGCU	5 3	175 N	Texas St.	7 3	
			36 A	Houston	1 10	55 A	FGCU	6 1	182 H	Tennessee Tech	6 5	
			36 A	Houston	4 2	55 A	FGCU	7 5	182 H	Tennessee Tech	6 3	
			38 A	Mississippi St.	3 4	56 H	Kennesaw St.	0 2	183 N	Missouri St.	4 2	
			39 N	Iowa	4 0	56 H	Kennesaw St.	3 6	185 N	Ohio	6 0	
			43 H	USC Upstate	5 7	56 H	Kennesaw St.	4 3	206 A	East Tenn. St.	8 0	
			43 H	USC Upstate	4 2	56 H	Kennesaw St.	5 4	206 A	East Tenn. St.	7 0	
			43 H	USC Upstate	3 2	63 N	Northwestern St.	1 2	206 A	East Tenn. St.	2 0	
			43 H	USC Upstate	1 4	72 A	Jacksonville	4 3	207 A	Austin Peay	15 0	
			43 H	USC Upstate	1 4	72 A	Jacksonville	3 4	207 A	Austin Peay	8 6	
			43 H	USC Upstate	5 1	72 A	Jacksonville	1 3	216 N	Miami (OH)	11 9	
						85 H	Stetson	3 4	218 H	Wright St.	9 11	
						85 H	Stetson	7 3	222 A	Middle Tenn.	10 3	
						89 H	IPFW	1 5	224 H	Belmont	7 1	
									224 H	Belmont	4 3	
									228 A	Northern Ky.	3 0	
									228 A	Northern Ky.	4 3	
									228 A	Northern Ky.	6 0	
									267 N	Niagara	17 1	
LAST 10 GAMES												
			43 H	USC Upstate	1 4	228 A	Northern Ky.	4 3				
			43 H	USC Upstate	5 7	228 A	Northern Ky.	3 0				
			43 H	USC Upstate	4 2	228 A	Northern Ky.	6 0				
			52 H	North Florida	3 1	85 H	Stetson	7 3				
			56 H	Kennesaw St.	5 4	85 H	Stetson	3 4				

Non-Div. I Games:

Lipscomb

[illegible]

**Non-Div. I Games:**

## Kansas

RPI	S	Opponent	Score	
280	N	Lafayette	20	0
286	N	Southern U.	14	0

Kansas

K  
a  
n  
s  
a  
s

K  
a  
n  
s  
a  
s



Average RPI Win:	144	WON-LOST RECORD	WINNING PCT. RANK	LAST 10 GAMES	STRENGTH OF SCHEDULE	OPP. STRENGTH OF SCHEDULE	TEAM RPI	ADJ RPI	CONF. RPI	ADJ CONF. RPI				
DIV. I ONLY		36-19-0	.65455	54	7-3-0	101	92	57	.56134	51	12	12		
DIV. I NON-CONF.		23-11-0	.67647	57	1-0-0	109	85	50	.56856	48	12	13		
<hr/>														
TOTALS	RPI 1-25	RPI 26-50		W-L RECORDS		RPI 51-100		RPI 101-150		RPI 150+				
36-19-0	1-4-0	2-4-0		OVERALL		8-2-0		8-3-0		17-6-0				
20-7-0	0-0-0	1-0-0		HOME		4-1-0		5-2-0		10-4-0				
11-9-0	1-3-0	1-4-0		AWAY		2-0-0		1-0-0		6-2-0				
5-3-0	0-1-0	0-0-0		NEUTRAL		2-1-0		2-1-0		1-0-0				
23-11-0	0-2-0	2-1-0		NON-CONFERENCE		8-2-0		5-3-0		8-3-0				
12-6-0	0-0-0	1-0-0		HOME		4-1-0		2-2-0		5-3-0				
6-2-0	0-1-0	1-0-		AWAY		2-0-0		1-0-0		2-0-0				
5-3-0	0-1-0	0-0-0		NEUTRAL		2-1-0		2-1-0		1-0-0				
13-8-0	1-2-0	0-3-0		CONFERENCE		0-0-0		3-0-0		9-3-0				
8-1-0	0-0-0	0-0-0		HOME		0-0-0		3-0-0		5-1-0				
5-7-0	1-2-0	0-3-0		AWAY		0-0-0		0-0-0		4-2-0				
0-0-0	0-0-0	0-0-0		NEUTRAL		0-0-0		0-0-0		0-0-0				
RPI	S	Opponent	Score		RPI	S	Opponent	Score		RPI	S	Opponent	Score	
9	A	Alabama	1	9	28	A	Georgia	10	7	56	A	Kennesaw St.	7	3
15	N	South Ala.	0	8	34	H	North Carolina St.	5	1	56	H	Kennesaw St.	1	0
19	A	Hofstra	3	2	38	A	Mississippi St.	1	9	64	N	Saint Joseph's	3	9
19	A	Hofstra	1	2	41	A	James Madison	0	8	66	A	Auburn	4	1
19	A	Hofstra	1	7	41	A	James Madison	4	5	67	H	Eastern Ill.	6	5
					41	A	James Madison	3	7	67	H	Eastern Ill.	4	3
										73	H	Ga. Southern	4	5
										73	H	Ga. Southern	8	0
										77	N	SIU Edwardsville	10	9
										95	N	Central Conn. St.	3	1
														</

Non-Div. I Games:

Georgia St.

RPI	S	Opponent	Score	
228	H	Northern Ky.	8	2
228	H	Northern Ky.	10	0
237	H	Northern Colo.	7	8
241	H	UNC Wilmington	8	2
241	H	UNC Wilmington	2	4
241	H	UNC Wilmington	1	0
264	H	Oakland	11	2

Georgia St.

G  
e  
o  
r  
g  
i  
a  
S  
t  
.

G  
e  
o  
r  
g  
i  
a  
S  
t  
.

North Florida

Through Games Of June 4, 2013 (FINAL)

Average RPI Win: 153		WON-LOST	WINNING	LAST 10	STRENGTH OF		OPP. STRENGTH	TEAM	ADJ		CONF.	ADJ CONF.		
Average RPI Loss: 81		RECORD	PCT. RANK	GAMES	SCHEDULE		OF SCHEDULE	RPI	RPI		RPI	RPI		
DIV. I ONLY		42-15-0	.73684	21	7-3-0		118	107	47	.56092	52	7	8	
DIV. I NON-CONF.		22-7-0	.75862	26	0-0-0		211	181	68	.54024	73	10	10	
<hr/>														
TOTALS		RPI 1-25	RPI 26-50		W-L RECORDS		RPI 51-100		RPI 101-150		RPI 150+			
42-15-0		0-1-0	3-7-0		OVERALL		12-4-0		4-1-0		23-2-0			
21-5-0		0-0-0	0-0-0		HOME		4-3-0		0-0-0		17-2-0			
11-6-0		0-1-0	3-4-0		AWAY		6-1-0		2-0-0		0-0-0			
10-4-0		0-0-0	0-3-0		NEUTRAL		2-0-0		2-1-0		6-0-0			
22-7-0		0-1-0	0-2-0		NON-CONFERENCE		3-2-0		4-1-0		15-1-0			
11-3-0		0-0-0	0-0-0		HOME		2-2-0		0-0-0		9-1-0			
3-1-0		0-1-0	0-0-		AWAY		1-0-0		2-0-0		0-0-0			
8-3-0		0-0-0	0-2-0		NEUTRAL		0-0-0		2-1-0		6-0-0			
20-8-0		0-0-0	3-5-0		CONFERENCE		9-2-0		0-0-0		8-1-0			
10-2-0		0-0-0	0-0-0		HOME		2-1-0		0-0-0		8-1-0			
8-5-0		0-0-0	3-4-0		AWAY		5-1-0		0-0-0		0-0-0			
2-1-0		0-0-0	0-1-0		NEUTRAL		2-0-0		0-0-0		0-0-0			
RPI	S	Opponent	Score		RPI	S	Opponent	Score		RPI	S	Opponent	Score	
16	A	Florida St.	1	3	33	N	Virginia Tech	3	5	55	N	FGCU	2	1
					33	N	Virginia Tech	1	3	56	H	Kennesaw St.	3	4
					43	A	USC Upstate	0	5	56	H	Kennesaw St.	2	1
					43	A	USC Upstate	1	0	56	H	Kennesaw St.	4	2
					43	A	USC Upstate	0	13	72	A	Jacksonville	6	1
					43	N	USC Upstate	2	9	72	A	Jacksonville	4	2
					49	A	Lipscomb	0	8	72	A	Jacksonville	3	1
					49	A	Lipscomb	5	1	80	A	UCF	2	0
					49	A	Lipscomb	5	4	82	H	FIU	3	6
					49	A	Lipscomb	1	3	82	H	FIU	3	6
										85	A	Stetson	2	6
										85	A	Stetson	1	0
										85	A	Stetson	8	0
										85	N	Stetson	1	0
										96	H	Monmouth	2	0
										96	H	Monmouth	4	3

Non-Div. I Games:

North Florida

RPI	S	Opponent	Score	
270	H	St. Bonaventure	4	1
270	H	St. Bonaventure	8	4
274	H	Delaware St.	2	0

North Florida

N  
o  
r  
t  
h  
F  
l  
o  
r  
i  
d  
a

N  
o  
r  
t  
h  
F  
l  
o  
r  
i  
d  
a

Average RPI Win:		136	WON-LOST RECORD		WINNING PCT. RANK		LAST 10 GAMES		STRENGTH OF SCHEDULE		OPP. STRENGTH OF SCHEDULE		TEAM RPI		ADJ RPI		CONF. RPI		ADJ CONF. RPI				
DIV. I ONLY			30-26-0		.53571 121		5-5-0		33		52		54		.55892 53		3		3				
DIV. I NON-CONF.			24-14-0		.63158 67		2-1-0		97		100		57		.55228 58		3		3				
TOTALS		RPI 1-25		RPI 26-50				W-L RECORDS		RPI 51-100				RPI 101-150				RPI 150+					
30-26-0		3-11-0		3-6-0				OVERALL		6-4-0				6-4-0				12-1-0					
14-10-0		2-4-0		2-4-0				HOME		3-2-0				2-0-0				5-0-0					
4-8-0		0-4-0		0-1-0				AWAY		1-0-0				1-3-0				2-0-0					
12-8-0		1-3-0		1-1-0				NEUTRAL		2-2-0				3-1-0				5-1-0					
24-14-0		1-4-0		1-5-0				NON-CONFERENCE		4-3-0				6-1-0				12-1-0					
8-6-0		0-2-0		0-3-0				HOME		1-1-0				2-0-0				5-0-0					
4-1-0		0-0-0		0-0-				AWAY		1-0-0				1-0-0				2-0-0					
12-7-0		1-2-0		1-1-0				NEUTRAL		2-2-0				3-1-0				5-1-0					
6-12-0		2-7-0		2-1-0				CONFERENCE		2-1-0				0-3-0				0-0-0					
6-4-0		2-2-0		2-1-0				HOME		2-1-0				0-0-0				0-0-0					
0-7-0		0-4-0		0-0-0				AWAY		0-0-0				0-3-0				0-0-0					
0-1-0		0-1-0		0-0-0				NEUTRAL		0-0-0				0-0-0				0-0-0					
RPI	S	Opponent		Score		RPI	S	Opponent		Score		RPI	S	Opponent		Score		RPI	S	Opponent		Score	
1	A	Oklahoma		0	4	30	A	Tulsa		1	5	54	N	Long Beach St.		1	3	103	A	Iowa St.		7	9
1	H	Oklahoma		0	5	30	H	Tulsa		2	8	59	H	Texas Tech		2	1	103	A	Iowa St.		6	8
1	N	Oklahoma		1	10	36	H	Houston		3	4	59	H	Texas Tech		4	1	103	A	Iowa St.		8	11
2	H	Texas		2	7	36	H	Houston		1	4	59	H	Texas Tech		0	10	106	N	BYU		3	2
2	H	Texas		1	0	39	N	Iowa		4	3	71	N	Neb. Omaha		0	1	111	N	Robert Morris		3	0
2	H	Texas		2	1	39	N	Iowa		1	3	74	A	North Texas		8	0	119	H	UNI		1	0
3	N	Florida		0	2	50	H	Kansas		3	1	74	H	North Texas		3	4	129	N	Utah Valley		1	3
11	H	Nebraska		5	10	50	H	Kansas		7	9	88	H	Central Ark.		10	2	141	N	Rutgers		2	1
11	H	Nebraska		0	3	50	H	Kansas		3	1	92	N	Maryland		1	0	143	A	New Mexico		11	0
20	N	UCLA		1	5							99	N	Colorado St.		4	1	143	H	New Mexico		6	1
24	A	Baylor		2	5													164	N	Dayton		4	2
24	A	Baylor		0	2													181	N	LIU Brooklyn		6	0
24	A	Baylor		0	1													186	N	Boston U.		7	1
25	N	Stanford		4	1													188	A	Wichita St.		11	3
																		188	A	Wichita St.		9	4
																		205	N	Seattle		2	3
																		238	H	Cleveland St.		4	2
																		238	H	Cleveland St.		10	1
																		253	N	Siena		12	0
																		259	H	Santa Clara		8	0
																		259	H	Santa Clara		9	0
																		259	H	Santa Clara		13	3
																		266	N	Weber St.		2	1
LAST 10 GAMES																							
						1	H	Oklahoma		0	5	2	H	Texas		1	0	188	A	Wichita St.		9	4
						1	A	Oklahoma		0	4	188	A	Wichita St.		11	3	30	H	Tulsa		2	8
						1	N	Oklahoma		1	10	50	H	Kansas		3	1						
						2	H	Texas		2	7												
						2	H	Texas		2	1												

Non-Div. I Games:

Oklahoma St.

Average RPI Win:		131	WON-LOST RECORD		WINNING PCT. RANK	LAST 10 GAMES		STRENGTH OF SCHEDULE		OPP. STRENGTH OF SCHEDULE	TEAM RPI	ADJ RPI		CONF. RPI	ADJ CONF. RPI		
Average RPI Loss:		69															
DIV. I ONLY			37-20-0		.64912	58	8-2-0		86	73	52	.55781	54	9	7		
DIV. I NON-CONF.			20-13-0		.60606	80	2-0-0		76	60	56	.55242	57	9	8		
TOTALS		RPI 1-25		RPI 26-50		W-L RECORDS		RPI 51-100		RPI 101-150		RPI 150+					
37-20-0		2-6-0		1-3-0		OVERALL		6-6-0		17-3-0		11-2-0					
14-8-0		0-2-0		0-1-0		HOME		3-2-0		9-2-0		2-1-0					
9-4-0		2-1-0		1-0-0		AWAY		1-2-0		2-1-0		3-0-0					
14-8-0		0-3-0		0-2-0		NEUTRAL		2-2-0		6-0-0		6-1-0					
20-13-0		0-5-0		1-3-0		NON-CONFERENCE		3-3-0		8-0-0		8-2-0					
5-5-0		0-2-0		0-1-0		HOME		1-1-0		2-0-0		2-1-0					
1-0-0		0-0-0		1-0-		AWAY		0-0-0		0-0-0		0-0-0					
14-8-0		0-3-0		0-2-0		NEUTRAL		2-2-0		6-0-0		6-1-0					
17-7-0		2-1-0		0-0-0		CONFERENCE		3-3-0		9-3-0		3-0-0					
9-3-0		0-0-0		0-0-0		HOME		2-1-0		7-2-0		0-0-0					
8-4-0		2-1-0		0-0-0		AWAY		1-2-0		2-1-0		3-0-0					
0-0-0		0-0-0		0-0-0		NEUTRAL		0-0-0		0-0-0		0-0-0					
RPI	S	Opponent		Score		RPI	S	Opponent		Score		RPI	S	Opponent		Score	
4	N	Tennessee		0	7	31	N	Arizona		3	4	53	N	Oklahoma St.		3	1
7	N	Oregon		1	10	33	H	Virginia Tech		1	6	57	N	San Jose St.		1	2
15	H	South Ala.		1	4	40	N	Oregon St.		3	17	58	H	Cal St. Fullerton		1	4
17	N	Texas A&M		0	8	48	A	San Diego St.		5	4	58	H	Cal St. Fullerton		7	4
20	H	UCLA		3	6							58	H	Cal St. Fullerton		1	0
21	A	Hawaii		4	7							62	H	North Dakota St.		5	4
21	A	Hawaii		11	3							68	N	Utah		1	3
21	A	Hawaii		14	7							69	A	Pacific		7	6
												69	A	Pacific		5	6
												69	A	Pacific		4	5
												75	N	Syracuse		7	6
												99	H	Colorado St.		1	2

Non-Div. I Games:

Long Beach St.

RPI	S	Opponent	Score	
211	A	UC Riverside	6	2
216	N	Miami (OH)	4	2
218	N	Wright St.	7	4
219	H	Buffalo	3	10
219	H	Buffalo	8	3
227	H	Charleston So.	6	1

Long Beach St.

L  
o  
n  
g  
B  
e  
a  
c  
h  
S  
t  
.

L  
o  
n  
g  
B  
e  
a  
c  
h  
S  
t  
.

[illegible]

**Non-Div. I Games:**

FGCU



Average RPI Win: 138		WON-LOST	WINNING	LAST 10	STRENGTH OF		OPP. STRENGTH	TEAM	ADJ		CONF.	ADJ CONF.				
Average RPI Loss: 70		RECORD	PCT. RANK	GAMES	SCHEDULE		OF SCHEDULE	RPI	RPI		RPI	RPI				
DIV. I ONLY		34-20-0	.62963	71	7-3-0		68	91	55	.55665	56	7				
DIV. I NON-CONF.		18-8-0	.69231	48	2-1-0		129	124	54	.55373	56	10				
TOTALS		RPI 1-25	RPI 26-50		W-L RECORDS		RPI 51-100		RPI 101-150		RPI 150+					
34-20-0		0-0-0	3-8-0		OVERALL		11-10-0		4-0-0		16-2-0					
21-9-0		0-0-0	1-5-0		HOME		6-4-0		2-0-0		12-0-0					
10-9-0		0-0-0	2-1-0		AWAY		4-4-0		2-0-0		2-2-0					
3-2-0		0-0-0	0-1-0		NEUTRAL		1-1-0		0-0-0		2-0-0					
18-8-0		0-0-0	1-3-0		NON-CONFERENCE		4-4-0		4-0-0		9-1-0					
11-5-0		0-0-0	1-2-0		HOME		1-3-0		2-0-0		7-0-0					
4-2-0		0-0-0	0-0-		AWAY		2-1-0		2-0-0		0-1-0					
3-1-0		0-0-0	0-1-0		NEUTRAL		1-0-0		0-0-0		2-0-0					
16-12-0		0-0-0	2-5-0		CONFERENCE		7-6-0		0-0-0		7-1-0					
10-4-0		0-0-0	0-3-0		HOME		5-1-0		0-0-0		5-0-0					
6-7-0		0-0-0	2-2-0		AWAY		2-4-0		0-0-0		2-1-0					
0-1-0		0-0-0	0-0-0		NEUTRAL		0-1-0		0-0-0		0-0-0					
RPI S	Opponent	Score	RPI S	Opponent	Score	RPI S	Opponent	Score	RPI S	Opponent	Score					
			29 H	UAB	0 3	51 A	Georgia St.	0 1	102 H	Coastal Caro.	1 0					
			29 H	UAB	6 1	51 H	Georgia St.	3 7	131 A	Furman	4 3					
			33 H	Virginia Tech	3 4	52 A	North Florida	2 4	131 A	Furman	1 0					
			37 N	South Carolina	3 12	52 A	North Florida	1 2	140 H	Bowling Green	5 0					
			43 H	USC Upstate	3 4	52 A	North Florida	4 3	159 A	Mercer	2 4					
			43 H	USC Upstate	5 7	55 H	FGCU	3 2	159 H	Mercer	2 1					
			43 H	USC Upstate	0 10	55 H	FGCU	3 11	159 H	Mercer	3 0					
			49 A	Lipscomb	3 4	55 H	FGCU	4 1	171 H	Samford	3 2					
			49 A	Lipscomb	6 3	55 N	FGCU	4 6	182 H	Tennessee Tech	3 0					
			49 A	Lipscomb	4 5	72 H	Jacksonville	1 0	183 H	Missouri St.	12 8					
			49 A	Lipscomb	2 0	72 H	Jacksonville	10 4	196 H	Eastern Mich.	7 0					
						72 H	Jacksonville	4 3	196 H	Eastern Mich.	6 5					
						73 A	Ga. Southern	6 2	197 H	Butler	6 2					
						77 H	SIU Edwardsville	1 0	206 A	East Tenn. St.	8 1					
						82 N	FIU	5 2	206 A	East Tenn. St.	1 0					
						83 H	UT Martin	4 5	223 H	IUPUI	1 0					
						85 A	Stetson	0 8	228 H	Northern Ky.	2 1					
						85 A	Stetson	11 8	228 H	Northern Ky.	1 0					
						85 A	Stetson	2 4	228 H	Northern Ky.	3 0					
						90 A	Georgia Tech	9 8	261 A	Alabama St.	3 4					
									261 N	Alabama St.	4 2					
									261 N	Alabama St.	5 0					
			LAST 10 GAMES													
			55 N	FGCU	4 6											
			49 A	Lipscomb	4 5											
			206 A	East Tenn. St.	1 0											
			206 A	East Tenn. St.	8 1											
			29 H	UAB	0 3											

Non-Div. I Games:

Kennesaw St.

RPI	S	Opponent	Score	
90	H	Georgia Tech	3	17
29	H	UAB	6	1
90	A	Georgia Tech	9	8
72	H	Jacksonville	4	3
72	H	Jacksonville	10	4
72	H	Jacksonville	1	0

K  
e  
n  
n  
e  
s  
a  
w  
S  
t  
.

K  
e  
n  
n  
e  
s  
a  
w  
S  
t  
.

Average RPI Win:		162	WON-LOST RECORD		WINNING PCT. RANK	LAST 10 GAMES	STRENGTH OF SCHEDULE		OPP. STRENGTH OF SCHEDULE	TEAM RPI	ADJ RPI	CONF. RPI	ADJ CONF. RPI
Average RPI Loss:		85											
DIV. I ONLY			42-17-0		.71186	30	7-3-0		114	143	53	.55629	57
DIV. I NON-CONF.			22-13-0		.62857	69	0-2-0		90	118	59	.54784	63
TOTALS		RPI 1-25	RPI 26-50		W-L RECORDS		RPI 51-100		RPI 101-150		RPI 150+		
42-17-0		0-6-0	0-3-0		OVERALL		7-1-0		9-2-0		26-5-0		
18-2-0		0-0-0	0-0-0		HOME		3-0-0		5-0-0		10-2-0		
8-8-0		0-2-0	0-1-0		AWAY		1-1-0		0-1-0		7-3-0		
16-7-0		0-4-0	0-2-0		NEUTRAL		3-0-0		4-1-0		9-0-0		
22-13-0		0-6-0	0-3-0		NON-CONFERENCE		2-1-0		6-2-0		14-1-0		
7-1-0		0-0-0	0-0-0		HOME		0-0-0		2-0-0		5-1-0		
2-5-0		0-2-0	0-0-		AWAY		1-1-0		0-1-0		1-0-0		
13-7-0		0-4-0	0-2-0		NEUTRAL		1-0-0		4-1-0		8-0-0		
20-4-0		0-0-0	0-0-0		CONFERENCE		5-0-0		3-0-0		12-4-0		
11-1-0		0-0-0	0-0-0		HOME		3-0-0		3-0-0		5-1-0		
6-3-0		0-0-0	0-0-0		AWAY		0-0-0		0-0-0		6-3-0		
3-0-0		0-0-0	0-0-0		NEUTRAL		2-0-0		0-0-0		1-0-0		
RPI S	Opponent	Score	RPI S	Opponent	Score	RPI S	Opponent	Score	RPI S	Opponent	Score		
7 N	Oregon	1 7	40 N	Oregon St.	0 1	54 N	Long Beach St.	2 1	109 N	Nevada	11 4		
8 A	Arizona St.	2 5	48 A	San Diego St.	0 2	69 A	Pacific	4 2	116 H	Fresno St.	5 2		
20 N	UCLA	4 8	48 N	San Diego St.	2 5	69 A	Pacific	2 3	118 A	UNLV	1 2		
21 N	Hawaii	3 22				84 H	New Mexico St.	2 1	129 N	Utah Valley	1 4		
22 N	California	0 6				84 H	New Mexico St.	2 1	135 N	Cal Poly	3 2		
25 A	Stanford	1 7				84 H	New Mexico St.	5 2	137 H	Cal St. Northridge	5 0		
						84 N	New Mexico St.	3 1	137 N	Cal St. Northridge	6 5		
						84 N	New Mexico St.	4 0	143 N	New Mexico	9 0		
									147 H	Texas-Arlington	4 0		
									147 H	Texas-Arlington	1 0		
									147 H	Texas-Arlington	5 4		
									151 A	UTSA	2 0		
									151 A	UTSA	3 2		
									151 A	UTSA	6 7		
									151 N	UTSA	1 0		
									152 N	Portland St.	12 2		
									165 H	St. Mary's (CA)	10 2		
									166 A	Louisiana Tech	12 0		
									166 A	Louisiana Tech	4 2		
									166 A	Louisiana Tech	5 6		
									172 N	Massachusetts	8 5		
									174 N	Fairfield	7 4		
									175 A	Texas St.	2 10		
									175 A	Texas St.	3 0		
									175 A	Texas St.	8 2		
									184 H	Idaho St.	9 1		
									184 N	Idaho St.	10 4		
			LAST 10 GAMES										
			48 N	San Diego St.	2 5	84 H	New Mexico St.	2 1					
			8 A	Arizona St.	2 5	84 H	New Mexico St.	5 2					
			84 N	New Mexico St.	4 0	84 H	New Mexico St.	2 1					
			84 N	New Mexico St.	3 1	175 A	Texas St.	2 10					
			151 N	UTSA	1 0	175 A	Texas St.	3 0					

Non-Div. I Games:

San Jose St.

**S  
a  
n  
J  
o  
s  
e  
t  
.**

S  
a  
n  
J  
o  
s  
e  
s  
t  
.

San Jose St.

Average RPI Win:		114	WON-LOST RECORD		WINNING PCT. RANK	LAST 10 GAMES	STRENGTH OF SCHEDULE		OPP. STRENGTH OF SCHEDULE	TEAM RPI	ADJ RPI	CONF. RPI	ADJ CONF. RPI
Average RPI Loss:		68	28-28-0		.5 134	7-3-0	44		53	69	.5546 58	9	7
DIV. I ONLY			15-17-0		.46875 156	0-0-0	18		9	58	.56452 51	9	8
DIV. I NON-CONF.													
TOTALS		RPI 1-25	RPI 26-50		W-L RECORDS		RPI 51-100		RPI 101-150		RPI 150+		
28-28-0		4-9-0	2-5-0		OVERALL		6-4-0		9-8-0		7-2-0		
17-17-0		3-7-0	2-3-0		HOME		4-2-0		5-4-0		3-1-0		
8-5-0		1-0-0	0-0-0		AWAY		1-2-0		3-3-0		3-0-0		
3-6-0		0-2-0	0-2-0		NEUTRAL		1-0-0		1-1-0		1-1-0		
15-17-0		3-7-0	2-5-0		NON-CONFERENCE		2-2-0		4-1-0		4-2-0		
11-11-0		2-5-0	2-3-0		HOME		1-2-0		3-0-0		3-1-0		
1-0-0		1-0-0	0-0-0		AWAY		0-0-0		0-0-0		0-0-0		
3-6-0		0-2-0	0-2-0		NEUTRAL		1-0-0		1-1-0		1-1-0		
13-11-0		1-2-0	0-0-0		CONFERENCE		4-2-0		5-7-0		3-0-0		
6-6-0		1-2-0	0-0-0		HOME		3-0-0		2-4-0		0-0-0		
7-5-0		0-0-0	0-0-0		AWAY		1-2-0		3-3-0		3-0-0		
0-0-0		0-0-0	0-0-0		NEUTRAL		0-0-0		0-0-0		0-0-0		
RPI S	Opponent	Score	RPI S	Opponent	Score	RPI S	Opponent	Score	RPI S	Opponent	Score		
1 H	Oklahoma	0 9	33 H	Virginia Tech	7 3	54 A	Long Beach St.	0 1	106 N	BYU	3 4		
4 N	Tennessee	0 5	33 N	Virginia Tech	2 3	54 A	Long Beach St.	4 7	112 A	UC Santa Barbara	6 8		
7 N	Oregon	0 6	39 H	Iowa	0 7	54 A	Long Beach St.	4 1	112 A	UC Santa Barbara	3 0		
8 H	Arizona St.	0 9	40 N	Oregon St.	5 9	68 H	Utah	0 1	112 A	UC Santa Barbara	6 3		
10 H	Missouri	5 4	44 H	Notre Dame	0 3	68 N	Utah	8 0	117 A	UC Davis	0 1		
10 H	Missouri	0 7	46 H	DePaul	6 0	69 H	Pacific	5 2	117 A	UC Davis	2 3		
20 A	UCLA	11 5	48 H	San Diego St.	1 2	69 H	Pacific	5 3	117 A	UC Davis	4 3		
21 H	Hawaii	2 14				69 H	Pacific	3 2	118 H	UNLV	3 0		
21 H	Hawaii	4 8				81 H	McNeese St.	1 5	118 H	UNLV	5 4		
21 H	Hawaii	11 3				81 H	McNeese St.	1 0	134 N	Loyola Marymount	7 1		
23 H	Wisconsin	0 1							135 H	Cal Poly	0 4		
23 H	Wisconsin	6 4							135 H	Cal Poly	2 3		
25 H	Stanford	1 14							135 H	Cal Poly	0 1		
									137 H	Cal St. Northridge	1 2		
									137 H	Cal St. Northridge	8 2		
									137 H	Cal St. Northridge	4 0		
									150 H	Indiana	8 2		
									152 N	Portland St.	2 3		
									179 H	Southern Miss.	1 3		
									179 H	Southern Miss.	4 2		
									184 H	Idaho St.	5 1		
									211 A	UC Riverside	11 0		
									211 A	UC Riverside	4 1		
									211 A	UC Riverside	3 1		
									227 H	Charleston So.	10 2		
									266 N	Weber St.	5 0		
			LAST 10 GAMES										
			137 H	Cal St. Northridge	8 2	69 H	Pacific	5 3	211 A	UC Riverside	4 1		
			137 H	Cal St. Northridge	1 2	117 A	UC Davis	4 3					
			137 H	Cal St. Northridge	4 0	117 A	UC Davis	0 1					
			69 H	Pacific	5 2	117 A	UC Davis	2 3					
			69 H	Pacific	3 2	211 A	UC Riverside	4 1					

Non-Div. I Games:

Cal St. Fullerton

[illegible]

**Non-Div. I Games:**

Texas Tech



Ohio St.

Through Games Of June 4, 2013 (FINAL)

RPI	S	Opponent	Score	
218	H	Wright St.	4	0
243	N	Bethune-Cookman	11	0
243	N	Bethune-Cookman	3	4
255	N	Canisius	8	0

Ohio St.

O  
h  
i  
o  
s  
t  
.

O  
h  
i  
o  
s  
t  
.



Average RPI Win:		142	WON-LOST RECORD		WINNING PCT. RANK		LAST 10 GAMES		STRENGTH OF SCHEDULE		OPP. STRENGTH OF SCHEDULE		TEAM RPI		ADJ RPI		CONF. RPI		ADJ CONF. RPI				
DIV. I ONLY			37-24-0		.60656 80		6-4-0		73		127		62		.55017 61		13		13				
DIV. I NON-CONF.			15-12-0		.55556 104		0-0-0		79		98		75		.54033 72		15		15				
TOTALS		RPI 1-25		RPI 26-50		W-L RECORDS		RPI 51-100		RPI 101-150		RPI 150+											
37-24-0		1-3-0		2-1-0		OVERALL		8-7-0		11-9-0		15-4-0											
16-4-0		0-1-0		1-0-0		HOME		5-2-0		2-1-0		8-0-0											
14-14-0		1-1-0		0-0-0		AWAY		2-4-0		4-5-0		7-4-0											
7-6-0		0-1-0		1-1-0		NEUTRAL		1-1-0		5-3-0		0-0-0											
15-12-0		1-3-0		2-1-0		NON-CONFERENCE		1-1-0		4-4-0		7-3-0											
6-2-0		0-1-0		1-0-0		HOME		1-0-0		2-1-0		2-0-0											
6-4-0		1-1-0		0-0-		AWAY		0-0-0		0-0-0		5-3-0											
3-6-0		0-1-0		1-1-0		NEUTRAL		0-1-0		2-3-0		0-0-0											
22-12-0		0-0-0		0-0-0		CONFERENCE		7-6-0		7-5-0		8-1-0											
10-2-0		0-0-0		0-0-0		HOME		4-2-0		0-0-0		6-0-0											
8-10-0		0-0-0		0-0-0		AWAY		2-4-0		4-5-0		2-1-0											
4-0-0		0-0-0		0-0-0		NEUTRAL		1-0-0		3-0-0		0-0-0											
RPI	S	Opponent		Score		RPI	S	Opponent		Score		RPI	S	Opponent		Score							
17	A	Texas A&M		3	8	36	H	Houston		5	4	59	H	Texas Tech		4	0	101	H	Purdue		5	2
17	H	Texas A&M		0	8	47	N	Illinois St.		8	6	59	N	Texas Tech		3	8	101	H	Purdue		3	2
24	A	Baylor		2	0	47	N	Illinois St.		4	5	63	A	Northwestern St.		4	5	132	H	Northern Ill.		3	5
24	N	Baylor		0	2							63	A	Northwestern St.		5	0	132	N	Northern Ill.		0	4
												63	A	Northwestern St.		0	1	133	N	Jacksonville St.		5	3
												63	A	Northwestern St.		4	5	133	N	Jacksonville St.		5	4
												63	A	Northwestern St.		4	5	133	N	Jacksonville St.		5	6
												63	A	Northwestern St.		8	2	142	A	Southeastern La.		4	2
												81	H	McNeese St.		4	3	142	A	Southeastern La.		1	3
												81	H	McNeese St.		0	10	142	A	Southeastern La.		2	4
												81	H	McNeese St.		9	3	142	N	Southeastern La.		5	1
												88	H	Central Ark.		10	0	142	N	Southeastern La.		9	6
												88	H	Central Ark.		3	5	146	A	Stephen F. Austin		8	1
												88	H	Central Ark.		9	8	146	A	Stephen F. Austin		3	5
												88	N	Central Ark.		12	4	146	A	Stephen F. Austin		12	1
														147 N Texas-Arlington				147	N	Texas-Arlington		1	2
														149 A Lamar				149	A	Lamar		6	4
														149 A Lamar				149	A	Lamar		4	5
														149 A Lamar				149	A	Lamar		4	9
														149 N Lamar				149	N	Lamar		8	4
														151 A UTSA				151	A	UTSA		4	7
														151 A UTSA				151	A	UTSA		2	1
														151 A UTSA				151	A	UTSA		2	3
														175 A Texas St.				175	A	Texas St.		9	6
														175 H Texas St.				175	H	Texas St.		14	13
														177 H Nicholls St.				177	H	Nicholls St.		11	2
														177 H Nicholls St.				177	H	Nicholls St.		5	4
				LAST 10 GAMES																			
						88	N	Central Ark.		12	4	63	A	Northwestern St.		0	1	151	A	UTSA		2	3
						63	A	Northwestern St.		4	5	142	N	Southeastern La.		9	6	175	A	Texas St.		9	6
						63	A	Northwestern St.		5	0	63	A	Northwestern St.		4	5	175	H	Texas St.		14	13
						149	N	Lamar		8	4	63	A	Northwestern St.		4	5	177	H	Nicholls St.		11	2
						142	N	Southeastern La.		5	1	63	A	Northwestern St.		8	2	177	H	Nicholls St.		5	4

Non-Div. I Games:

Sam Houston St.

RPI	S	Opponent	Score	
177	H	Nicholls St.	8	7
179	A	Southern Miss.	3	0
179	A	Southern Miss.	1	10
204	H	Houston Baptist	8	2
204	H	Houston Baptist	5	4
204	H	Houston Baptist	5	4
226	A	A&M-Corpus Christi	8	5
226	A	A&M-Corpus Christi	5	6
226	A	A&M-Corpus Christi	10	2
254	A	Texas Southern	6	2
254	A	Texas Southern	9	4
254	H	Texas Southern	8	0

Sam Houston St.

S  
a  
m  
H  
o  
u  
s  
t  
o  
n  
S  
t  
.

S  
a  
m  
H  
o  
u  
s  
t  
o  
n  
S  
t  
.

Average RPI Win:		171	WON-LOST RECORD		WINNING PCT. RANK	LAST 10 GAMES		STRENGTH OF SCHEDULE		OPP. STRENGTH OF SCHEDULE	TEAM RPI	ADJ RPI	CONF. RPI	ADJ CONF. RPI			
Average RPI Loss:		84															
DIV. I ONLY			33-16-0		.67347	42	7-3-0		112	116	59	.54984	62	18	18		
DIV. I NON-CONF.			13-13-0		.5	139	0-0-0		99	54	99	.52153	98	21	21		
TOTALS		RPI 1-25		RPI 26-50		W-L RECORDS		RPI 51-100		RPI 101-150		RPI 150+					
33-16-0		1-4-0		1-2-0		OVERALL		4-5-0		7-2-0		20-3-0					
8-3-0		0-0-0		0-0-0		HOME		1-2-0		2-1-0		5-0-0					
9-7-0		1-3-0		1-2-0		AWAY		3-1-0		1-1-0		3-0-0					
16-6-0		0-1-0		0-0-0		NEUTRAL		0-2-0		4-0-0		12-3-0					
13-13-0		1-4-0		1-2-0		NON-CONFERENCE		0-3-0		5-1-0		6-3-0					
0-0-0		0-0-0		0-0-0		HOME		0-0-0		0-0-0		0-0-0					
3-7-0		1-3-0		1-0-		AWAY		0-1-0		1-1-0		0-0-0					
10-6-0		0-1-0		0-0-0		NEUTRAL		0-2-0		4-0-0		6-3-0					
20-3-0		0-0-0		0-0-0		CONFERENCE		4-2-0		2-1-0		14-0-0					
8-3-0		0-0-0		0-0-0		HOME		1-2-0		2-1-0		5-0-0					
6-0-0		0-0-0		0-0-0		AWAY		3-0-0		0-0-0		3-0-0					
6-0-0		0-0-0		0-0-0		NEUTRAL		0-0-0		0-0-0		6-0-0					
RPI	S	Opponent		Score		RPI	S	Opponent		Score		RPI	S	Opponent		Score	
9	N	Alabama		0	10	28	A	Georgia		1	4	54	A	Long Beach St.		4	5
11	A	Nebraska		13	0	28	A	Georgia		3	0	69	N	Illinois		3	6
11	A	Nebraska		0	11	42	A	North Carolina		0	4	89	A	IPFW		3	1
13	A	LSU		0	9							89	A	IPFW		8	4
20	A	UCLA		1	7							89	A	IPFW		4	1
												89	H	IPFW		7	4
												89	H	IPFW		4	7
												89	H	IPFW		0	2
												91	N	Drake		1	2

Non-Div. I Games:

North Dakota St.

RPI	S	Opponent	Score	
251	H	South Dakota St.	4	0
264	N	Oakland	2	0
264	N	Oakland	1	0
264	N	Oakland	4	1
266	N	Weber St.	3	0

North Dakota St.

N  
o  
r  
t  
h  
D  
a  
k  
o  
t  
a  
S  
t  
.

N  
o  
r  
t  
h  
D  
a  
k  
o  
t  
a  
S  
t  
.

Average RPI Win: 165		WON-LOST RECORD		WINNING PCT. RANK		LAST 10 GAMES		STRENGTH OF SCHEDULE		OPP. STRENGTH OF SCHEDULE		TEAM RPI		ADJ RPI		CONF. RPI		ADJ CONF. RPI					
DIV. I ONLY		40-15-0		.72727		24		5-5-0		195		148		65		.54785		63		13		13	
DIV. I NON-CONF.		19-7-0		.73077		36		0-2-0		260		201		98		.52608		89		15		15	
TOTALS		RPI 1-25		RPI 26-50		W-L RECORDS		RPI 51-100		RPI 101-150		RPI 150+											
40-15-0		0-1-0		3-0-0		OVERALL		7-6-0		7-4-0		23-4-0											
19-7-0		0-0-0		0-0-0		HOME		7-3-0		2-1-0		10-3-0											
14-4-0		0-0-0		1-0-0		AWAY		0-2-0		4-1-0		9-0-0											
7-4-0		0-1-0		2-0-0		NEUTRAL		0-1-0		1-2-0		4-0-0											
19-7-0		0-1-0		3-0-0		NON-CONFERENCE		0-1-0		1-2-0		15-3-0											
5-2-0		0-0-0		0-0-0		HOME		0-0-0		0-0-0		5-2-0											
7-1-0		0-0-0		1-0-		AWAY		0-0-0		0-0-0		6-1-0											
7-4-0		0-1-0		2-0-0		NEUTRAL		0-1-0		1-2-0		4-0-0											
21-8-0		0-0-0		0-0-0		CONFERENCE		7-5-0		6-2-0		8-1-0											
14-5-0		0-0-0		0-0-0		HOME		7-3-0		2-1-0		5-1-0											
7-3-0		0-0-0		0-0-0		AWAY		0-2-0		4-1-0		3-0-0											
0-0-0		0-0-0		0-0-0		NEUTRAL		0-0-0		0-0-0		0-0-0											
RPI	S	Opponent		Score		RPI	S	Opponent		Score		RPI	S	Opponent		Score							
14	N	La.-Lafayette		0 3		26	N	Western Ky.		5 3		61	H	Sam Houston St.		5 4							
						38	A	Mississippi St.		10 5		61	H	Sam Houston St.		5 4							
						49	N	Lipscomb		2 1		61	H	Sam Houston St.		0 5							
												61	H	Sam Houston St.		1 0							
												61	H	Sam Houston St.		5 4							
												61	H	Sam Houston St.		2 8							
												81	A	McNeese St.		0 1							
												81	A	McNeese St.		2 5							
												88	H	Central Ark.		5 2							
												88	H	Central Ark.		1 0							
												88	H	Central Ark.		1 0							
												88	H	Central Ark.		4 8							
												95	N	Central Conn. St.		1 9							
																</							

Non-Div. I Games:

Northwestern St.

RPI	S	Opponent	Score	
226	A	A&M-Corpus Christi	5	1
226	A	A&M-Corpus Christi	5	2
230	A	Jackson St.	5	2
230	H	Jackson St.	3	0
235	N	Southeast Mo. St.	8	0
242	N	Mississippi Val.	6	0
275	A	Alcorn	8	0
275	A	Alcorn	12	1
275	H	Alcorn	10	3
275	H	Alcorn	8	0
286	A	Southern U.	8	0

Northwestern St.

N  
o  
r  
t  
h  
w  
e  
s  
t  
e  
r  
n  
s  
t  
.

N  
o  
r  
t  
h  
w  
e  
s  
t  
e  
r  
n  
s  
t  
.

Average RPI Win:	184	WON-LOST RECORD	WINNING PCT. RANK	LAST 10 GAMES	STRENGTH OF SCHEDULE	OPP. STRENGTH OF SCHEDULE	TEAM RPI	ADJ RPI	CONF. RPI	ADJ CONF. RPI					
DIV. I ONLY		37-10-1	.78125	11	7-3-0	216	206	60	.54584	64	22	22			
DIV. I NON-CONF.		17-3-1	.83333	11	0-0-0	253	196	60	.5478	64	22	22			
<hr/>															
TOTALS	RPI 1-25	RPI 26-50		W-L RECORDS		RPI 51-100		RPI 101-150		RPI 150+					
37-10-1	0-0-0	0-1-0		OVERALL		3-4-0		6-1-0		28-4-1					
12-1-0	0-0-0	0-0-0		HOME		0-0-0		3-0-0		9-1-0					
12-4-0	0-0-0	0-0-0		AWAY		1-1-0		1-1-0		10-2-0					
13-5-1	0-0-0	0-1-0		NEUTRAL		2-3-0		2-0-0		9-1-1					
<hr/>															
17-3-1	0-0-0	0-1-0		NON-CONFERENCE		1-1-0		4-0-0		12-1-1					
5-0-0	0-0-0	0-0-0		HOME		0-0-0		3-0-0		2-0-0					
2-0-0	0-0-0	0-0-		AWAY		0-0-0		0-0-0		2-0-0					
10-3-1	0-0-0	0-1-0		NEUTRAL		1-1-0		1-0-0		8-1-1					
<hr/>															
20-7-0	0-0-0	0-0-0		CONFERENCE		2-3-0		2-1-0		16-3-0					
7-1-0	0-0-0	0-0-0		HOME		0-0-0		0-0-0		7-1-0					
10-4-0	0-0-0	0-0-0		AWAY		1-1-0		1-1-0		8-2-0					
3-2-0	0-0-0	0-0-0		NEUTRAL		1-2-0		1-0-0		1-0-0					
<hr/>															
RPI	S	Opponent	Score	RPI	S	Opponent	Score	RPI	S	Opponent	Score				
				45	N	Northwestern	0 4	51	N	Georgia St.	9 3	110	H	Penn	5 0
								79	A	Fordham	3 2	115	H	Delaware	4 3
								79	A	Fordham	4 5	115	H	Delaware	7 1
								79	N	Fordham	7 1	126	A	Saint Louis	5 3
								79	N	Fordham	1 3	126	A	Saint Louis	2 4
								79	N	Fordham	5 6	126	N	Saint Louis	4 3
								100	N	Central Mich.	3 8	134	N	Loyola Marymount	4 3
												154	N	Providence	6 1
												155	A	Temple	1 10
												155	A	Temple	14 5
												155	N	Temple	6 3
												158	H	Villanova	8 5
												160	A	George Washington	5 2
												160	A	George Washington	2 1
												164	H	Dayton	3 1
												164	H	Dayton	2 0
												168	N	Georgetown	3 1
												168	N	Georgetown	3 1
												169	H	Charlotte	3 2
												169	H	Charlotte	6 3
												172	H	Massachusetts	5 4
												172	H	Massachusetts	1 2
												187	N	Western Mich.	1 7
												193	N	St. John's (NY)	4 1
												193	N	St. John's (NY)	8 8
												197	A	Butler	2 5
												197	A	Butler	5 4
<hr/>															
				LAST 10 GAMES											

Non-Div. I Games:

Saint Joseph's

RPI	S	Opponent	Score	
220	N	Quinnipiac	7	6
225	A	Drexel	3	0
236	N	Youngstown St.	6	2
257	N	Toledo	6	3
263	A	La Salle	8	0
263	A	La Salle	7	1
265	H	Rhode Island	2	1
265	H	Rhode Island	1	0
268	N	Maine	8	2
270	A	St. Bonaventure	6	0
270	A	St. Bonaventure	8	4
274	H	Delaware St.	6	0
277	A	Rider	11	7

Saint Joseph's

S  
a  
i  
n  
t  
J  
o  
s  
e  
p  
h  
'  
s

S  
a  
i  
n  
t  
J  
o  
s  
e  
p  
h  
'  
s



Average RPI Win: 170		WON-LOST RECORD		WINNING PCT. RANK		LAST 10 GAMES		STRENGTH OF SCHEDULE		OPP. STRENGTH OF SCHEDULE		TEAM RPI		ADJ RPI		CONF. RPI		ADJ CONF. RPI	
DIV. I ONLY		37-17-0		.68519 39		6-4-0		138		188		66		.54395 65		19		19	
DIV. I NON-CONF.		16-12-0		.57143 96		0-0-0		75		179		76		.53739 75		20		20	
TOTALS		RPI 1-25		RPI 26-50		W-L RECORDS		RPI 51-100		RPI 101-150		RPI 150+							
37-17-0		0-1-0		2-1-0		OVERALL		4-8-0		10-4-0		21-3-0							
9-2-0		0-0-0		0-0-0		HOME		0-0-0		3-1-0		6-1-0							
13-6-0		0-0-0		0-0-0		AWAY		3-5-0		4-0-0		6-1-0							
15-9-0		0-1-0		2-1-0		NEUTRAL		1-3-0		3-3-0		9-1-0							
16-12-0		0-1-0		2-1-0		NON-CONFERENCE		2-8-0		5-1-0		7-1-0							
1-0-0		0-0-0		0-0-0		HOME		0-0-0		0-0-0		1-0-0							
3-5-0		0-0-0		0-0-		AWAY		1-5-0		2-0-0		0-0-0							
12-7-0		0-1-0		2-1-0		NEUTRAL		1-3-0		3-1-0		6-1-0							
21-5-0		0-0-0		0-0-0		CONFERENCE		2-0-0		5-3-0		14-2-0							
8-2-0		0-0-0		0-0-0		HOME		0-0-0		3-1-0		5-1-0							
10-1-0		0-0-0		0-0-0		AWAY		2-0-0		2-0-0		6-1-0							
3-2-0		0-0-0		0-0-0		NEUTRAL		0-0-0		0-2-0		3-0-0							
RPI	S	Opponent		Score		RPI	S	Opponent		Score		RPI	S	Opponent		Score			
23	N	Wisconsin		7	8	39	N	Iowa		7	5	60	A	Ohio St.		0	8		
						42	N	North Carolina		3	1	72	N	Jacksonville		5	7		
						50	N	Kansas		7	8	82	A	FIU		2	4		
												82	A	FIU		4	6		
												83	N	UT Martin		2	0		
												87	N	Creighton		1	7		
												88	A	Central Ark.		0	6		
												89	A	IPFW		3	1		
												89	A	IPFW		1	3		
												93	N	Eastern Ky.		6	8		
												100	A	Central Mich.		12	0		
												100	A	Central Mich.		6	4		
</																			

Non-Div. I Games:

Ball St.

RPI	S	Opponent	Score	
216	H	Miami (OH)	6	0
216	H	Miami (OH)	1	3
219	H	Buffalo	5	3
219	H	Buffalo	3	2
223	N	IUPUI	15	5
240	N	Florida A&M	9	0
257	A	Toledo	10	7
257	A	Toledo	14	5
257	N	Toledo	10	0
272	N	Ark.-Pine Bluff	14	0
287	N	Grambling	20	3

Average RPI Win: 155		WON-LOST RECORD	WINNING PCT. RANK	LAST 10 GAMES	STRENGTH OF SCHEDULE	OPP. STRENGTH OF SCHEDULE	TEAM RPI	ADJ RPI	CONF. RPI	ADJ CONF. RPI			
Average RPI Loss: 36													
DIV. I ONLY		30-23-0	.56604	102	85	27	64	.54349	66	1	1		
DIV. I NON-CONF.		23-6-0	.7931	17	274	140	85	.53067	81	1	2		
TOTALS		RPI 1-25	RPI 26-50		W-L RECORDS		RPI 51-100		RPI 101-150		RPI 150+		
30-23-0		2-8-0	4-11-0		OVERALL		4-2-0		3-2-0		17-0-0		
22-12-0		1-3-0	2-6-0		HOME		4-2-0		3-1-0		12-0-0		
7-9-0		1-5-0	2-4-0		AWAY		0-0-0		0-0-0		4-0-0		
1-2-0		0-0-0	0-1-0		NEUTRAL		0-0-0		0-1-0		1-0-0		
23-6-0		0-1-0	1-2-0		NON-CONFERENCE		2-1-0		3-2-0		17-0-0		
18-4-0		0-1-0	1-1-0		HOME		2-1-0		3-1-0		12-0-0		
4-0-0		0-0-0	0-0-		AWAY		0-0-0		0-0-0		4-0-0		
1-2-0		0-0-0	0-1-0		NEUTRAL		0-0-0		0-1-0		1-0-0		
7-17-0		2-7-0	3-9-0		CONFERENCE		2-1-0		0-0-0		0-0-0		
4-8-0		1-2-0	1-5-0		HOME		2-1-0		0-0-0		0-0-0		
3-9-0		1-5-0	2-4-0		AWAY		0-0-0		0-0-0		0-0-0		
0-0-0		0-0-0	0-0-0		NEUTRAL		0-0-0		0-0-0		0-0-0		
RPI	S	Opponent	Score	RPI	S	Opponent	Score	RPI	S	Opponent	Score		
3	H	Florida	5 4	27	A	Arkansas	0 6	51	H	Georgia St.	1 4		
3	H	Florida	0 2	27	A	Arkansas	0 5	78	H	Ole Miss	9 0		
3	H	Florida	0 13	27	A	Arkansas	7 8	78	H	Ole Miss	2 1		
4	A	Tennessee	3 5	28	H	Georgia	3 9	78	H	Ole Miss	9 11		
4	A	Tennessee	1 6	28	H	Georgia	0 2	94	H	Appalachian St.	10 0		
4	A	Tennessee	0 6	28	H	Georgia	8 9	94	H	Appalachian St.	9 0		
9	A	Alabama	1 13	32	H	Minnesota	3 4			169	H	Charlotte	2 1
9	A	Alabama	7 4	37	H	South Carolina	7 1			171	H	Samford	2 1
9	A	Alabama	0 8	37	H	South Carolina	1 3			173	H	Army	8 0
16	H	Florida St.	3 6	37	H	South Carolina	4 8			179	H	Southern Miss.	3 1
				38	A	Mississippi St.	3 4			191	H	Bryant	10 0
				38	A	Mississippi St.	7 5			206	H	East Tenn. St.	11 3
				38	A	Mississippi St.	8 3			207	H	Austin Peay	9 1
				50	H	Kansas	8 5			222	A	Middle Tenn.	5 2
				50	N	Kansas	10 11			222	H	Middle Tenn.	7 3
										226	A	A&M-Corpus Christi	6 4
										229	H	Gardner-Webb	10 0
										232	H	Indiana St.	7 1
										244	A	Tennessee St.	6 1
										244	H	Tennessee St.	3 2
										261	A	Alabama St.	9 6
										286	H	Southern U.	14 0
										286	N	Southern U.	7 1
				LAST 10 GAMES									
				27	A	Arkansas	0 5	37	H	South Carolina	1 3		
				27	A	Arkansas	7 8	37	H	South Carolina	7 1		
				27	A	Arkansas	0 6	37	H	South Carolina	4 8		
				94	H	Appalachian St.	9 0	4	A	Tennessee	0 6		
				94	H	Appalachian St.	10 0	4	A	Tennessee	1 6		

Non-Div. I Games:

Auburn

Average RPI Win: 179		WON-LOST	WINNING	LAST 10	STRENGTH OF		OPP. STRENGTH	TEAM	ADJ		CONF.	ADJ CONF.			
Average RPI Loss: 116		RECORD	PCT. RANK	GAMES	SCHEDULE		OF SCHEDULE	RPI	RPI		RPI	RPI			
DIV. I ONLY		36-14-0	.72	28	7-3-0		163	201	63	.54228	67	16	17		
DIV. I NON-CONF.		15-9-0	.625	70	2-0-0		116	225	79	.53033	83	18	18		
TOTALS		RPI 1-25	RPI 26-50		W-L RECORDS		RPI 51-100		RPI 101-150		RPI 150+				
36-14-0		0-1-0	0-0-0		OVERALL		4-5-0		10-5-0		22-3-0				
15-2-0		0-0-0	0-0-0		HOME		0-1-0		6-1-0		9-0-0				
12-9-0		0-1-0	0-0-0		AWAY		3-4-0		1-2-0		8-2-0				
9-3-0		0-0-0	0-0-0		NEUTRAL		1-0-0		3-2-0		5-1-0				
15-9-0		0-1-0	0-0-0		NON-CONFERENCE		2-2-0		5-4-0		8-2-0				
3-0-0		0-0-0	0-0-0		HOME		0-0-0		1-0-0		2-0-0				
3-6-0		0-1-0	0-0-		AWAY		1-2-0		1-2-0		1-1-0				
9-3-0		0-0-0	0-0-0		NEUTRAL		1-0-0		3-2-0		5-1-0				
21-5-0		0-0-0	0-0-0		CONFERENCE		2-3-0		5-1-0		14-1-0				
12-2-0		0-0-0	0-0-0		HOME		0-1-0		5-1-0		7-0-0				
9-3-0		0-0-0	0-0-0		AWAY		2-2-0		0-0-0		7-1-0				
0-0-0		0-0-0	0-0-0		NEUTRAL		0-0-0		0-0-0		0-0-0				
RPI S	Opponent	Score		RPI S	Opponent	Score		RPI S	Opponent	Score		RPI S	Opponent	Score	
18 A	Louisville	0	5					51 A	Georgia St.	3	4	104 A	UNC Greensboro	1	5
								51 A	Georgia St.	5	6	104 N	UNC Greensboro	0	2
								69 A	Illinois	12	1	107 H	Southern Ill.	8	0
								83 A	UT Martin	1	2	111 N	Robert Morris	0	1
								83 A	UT Martin	2	1	114 H	Murray St.	1	0
								87 N	Creighton	5	0	114 H	Murray St.	4	1
								93 A	Eastern Ky.	3	2	114 H	Murray St.	1	3
								93 A	Eastern Ky.	3	5	114 H	Murray St.	7	4
								93 H	Eastern Ky.	1	5	121 N	Kent St.	1	0
												126 A	Saint Louis	2	1
												126 A	Saint Louis	2	4
												130 N	Lehigh	4	3
												130 N	Lehigh	8	2
												133 H	Jacksonville St.	3	2
												133 H	Jacksonville St.	10	0
												173 N	Army	10	1
												180 N	Fairleigh Dickinson	2	3
												182 H	Tennessee Tech	4	1
												182 H	Tennessee Tech	6	1
												207 A	Austin Peay	6	2
												207 A	Austin Peay	7	1
												207 A	Austin Peay	6	0
												210 A	Morehead St.	3	1
												210 A	Morehead St.	3	0
												210 H	Morehead St.	3	2
												219 N	Buffalo	4	1
												219 N	Buffalo	7	6
LAST 10 GAMES															
				93 H	Eastern Ky.	1	5	223 H	IUPUI	2	0	210 A	Morehead St.	3	1
				114 H	Murray St.	1	3	223 H	IUPUI	9	1	210 A	Morehead St.	3	0
				210 H	Morehead St.	3	2	182 H	Tennessee Tech	6	1	210 H	Morehead St.	3	2
				83 A	UT Martin	2	1	182 H	Tennessee Tech	4	1	219 N	Buffalo	4	1
				83 A	UT Martin	1	2	133 H	Jacksonville St.	3	2	219 N	Buffalo	7	6

Non-Div. I Games:

Eastern Ill.

RPI	S	Opponent	Score	
223	H	IUPUI	2	0
223	H	IUPUI	9	1
224	H	Belmont	8	4
224	H	Belmont	4	2
235	A	Southeast Mo. St.	10	1
235	A	Southeast Mo. St.	1	4
235	A	Southeast Mo. St.	5	1
244	H	Tennessee St.	4	0
244	H	Tennessee St.	7	1
261	A	Alabama St.	0	5
261	A	Alabama St.	12	0
262	N	North Dakota	7	0
288	N	Saint Peter's	5	0

Eastern Ill.

E  
a  
s  
t  
e  
r  
n  
I  
l  
l  
.

E  
a  
s  
t  
e  
r  
n  
I  
l  
l  
.

U  
t  
a  
h

Utah				Through Games Of June 4, 2013 (FINAL)															
Average RPI Win: 110		WON-LOST RECORD	WINNING PCT. RANK	LAST 10 GAMES	STRENGTH OF SCHEDULE	OPP. STRENGTH OF SCHEDULE	TEAM RPI	ADJ RPI		CONF. RPI	ADJ CONF. RPI								
Average RPI Loss: 61																			
DIV. I ONLY		24-30-1	.44545 177	4-6-0	32	31	72	.54044	68	2	2								
DIV. I NON-CONF.		17-13-1	.56452 101	2-1-0	147	139	106	.51771	105	2	1								
TOTALS		RPI 1-25	RPI 26-50		W-L RECORDS		RPI 51-100		RPI 101-150		RPI 150+								
24-30-1		6-15-0	2-5-0		OVERALL		4-3-0		5-3-1		7-4-0								
7-8-0		5-4-0	1-2-0		HOME		0-0-0		0-1-0		1-1-0								
7-13-0		0-10-0	1-2-0		AWAY		1-0-0		2-1-0		3-0-0								
10-9-1		1-1-0	0-1-0		NEUTRAL		3-3-0		3-1-1		3-3-0								
17-13-1		1-2-0	0-1-0		NON-CONFERENCE		4-3-0		5-3-1		7-4-0								
1-2-0		0-0-0	0-0-0		HOME		0-0-0		0-1-0		1-1-0								
6-2-0		0-1-0	0-0-		AWAY		1-0-0		2-1-0		3-0-0								
10-9-1		1-1-0	0-1-0		NEUTRAL		3-3-0		3-1-1		3-3-0								
7-17-0		5-13-0	2-4-0		CONFERENCE		0-0-0		0-0-0		0-0-0								
6-6-0		5-4-0	1-2-0		HOME		0-0-0		0-0-0		0-0-0								
1-11-0		0-9-0	1-2-0		AWAY		0-0-0		0-0-0		0-0-0								
0-0-0		0-0-0	0-0-0		NEUTRAL		0-0-0		0-0-0		0-0-0								
RPI	S	Opponent	Score		RPI	S	Opponent	Score		RPI	S	Opponent	Score						
6	H	Washington	2 1		27	N	Arkansas	1 5		54	N	Long Beach St.	3 1						
6	H	Washington	8 11		31	H	Arizona	5 6		58	A	Cal St. Fullerton	1 0						
6	H	Washington	3 12		31	H	Arizona	4 6		58	N	Cal St. Fullerton	0 8						
7	A	Oregon	1 11		31	H	Arizona	8 4		60	N	Ohio St.	5 4						
7	A	Oregon	3 11		40	A	Oregon St.	2 6		75	N	Syracuse	2 3						
7	A	Oregon	2 5		40	A	Oregon St.	11 2		75	N	Syracuse	1 2						
8	H	Arizona St.	5 4		40	A	Oregon St.	2 10		99	N	Colorado St.	7 3						
8	H	Arizona St.	6 5																
8	H	Arizona St.	4 6																
15	N	South Ala.	2 1																
20	H	UCLA	8 3																
20	H	UCLA	7 4																
20	H	UCLA	4 6																
21	A	Hawaii	0 1																
22	A	California	4 9																
22	A	California	0 6																
22	A	California	1 4																
24	N	Baylor	2 5																
25	A	Stanford	0 8																
25	A	Stanford	0 12																
25	A	Stanford	1 9																
LAST 10 GAMES																			
106 A BYU					2 4					25 A Stanford					0 12				
6 H Washington					3 12					25 A Stanford					0 8				
6 H Washington					8 11					231 A Southern Utah					14 2				
6 H Washington					2 1					231 A Southern Utah					11 6				
25 A Stanford					1 9					8 H Arizona St.					6 5				

U  
t  
a  
h

Non-Div. I Games:

Utah

Average RPI Win:	148	WON-LOST RECORD	WINNING PCT. RANK	LAST 10 GAMES		STRENGTH OF SCHEDULE	OPP. STRENGTH OF SCHEDULE	TEAM RPI	ADJ RPI	CONF. RPI	ADJ CONF. RPI
DIV. I ONLY		28-28-0	.5 134	2-8-0		58	64	83	.53974	69	9 7
DIV. I NON-CONF.		16-16-0	.5 139	1-0-0		35	42	69	.55148	59	9 8
<hr/>											
TOTALS	RPI 1-25		RPI 26-50	W-L RECORDS		RPI 51-100			RPI 101-150		RPI 150+
28-28-0	1-11-0		1-4-0	OVERALL		5-6-0			9-7-0		12-0-0
12-7-0	1-3-0		0-0-0	HOME		3-2-0			3-2-0		5-0-0
8-12-0	0-4-0		0-0-0	AWAY		0-3-0			5-5-0		3-0-0
8-9-0	0-4-0		1-4-0	NEUTRAL		2-1-0			1-0-0		4-0-0
16-16-0	1-8-0		1-4-0	NON-CONFERENCE		3-2-0			2-2-0		9-0-0
5-2-0	1-0-0		0-0-0	HOME		1-1-0			1-1-0		2-0-0
3-5-0	0-4-0		0-0-	AWAY		0-0-0			0-1-0		3-0-0
8-9-0	0-4-0		1-4-0	NEUTRAL		2-1-0			1-0-0		4-0-0
12-12-0	0-3-0		0-0-0	CONFERENCE		2-4-0			7-5-0		3-0-0
7-5-0	0-3-0		0-0-0	HOME		2-1-0			2-1-0		3-0-0
5-7-0	0-0-0		0-0-0	AWAY		0-3-0			5-4-0		0-0-0
0-0-0	0-0-0		0-0-0	NEUTRAL		0-0-0			0-0-0		0-0-0
<hr/>											
RPI S	Opponent	Score	RPI S	Opponent	Score	RPI S	Opponent	Score	RPI S	Opponent	Score
1 N	Oklahoma	0 9	32 N	Minnesota	2 4	54 H	Long Beach St.	5 4	109 H	Nevada	0 1
6 N	Washington	4 6	32 N	Minnesota	0 1	54 H	Long Beach St.	6 5	109 H	Nevada	3 2
8 N	Arizona St.	4 5	33 N	Virginia Tech	1 5	54 H	Long Beach St.	6 7	112 H	UC Santa Barbara	3 2
19 N	Hofstra	0 4	34 N	North Carolina St.	6 3	55 N	FGCU	10 6	112 H	UC Santa Barbara	6 5
21 H	Hawaii	2 5	46 N	DePaul	5 6	55 N	FGCU	5 8	112 H	UC Santa Barbara	3 5
21 H	Hawaii	1 3				57 H	San Jose St.	3 2	116 A	Fresno St.	0 1
21 H	Hawaii	3 9				57 H	San Jose St.	2 4	117 A	UC Davis	5 4
22 A	California	2 7				58 A	Cal St. Fullerton	2 5	117 A	UC Davis	6 0
24 A	Baylor	1 10				58 A	Cal St. Fullerton	3 5	117 A	UC Davis	0 1
24 A	Baylor	0 3				58 A	Cal St. Fullerton	2 3	135 A	Cal Poly	3 1
25 A	Stanford	0 2				79 N	Fordham	6 5	135 A	Cal Poly	7 0
25 H	Stanford	9 6							135 A	Cal Poly	0 3
									137 A	Cal St. Northridge	5 1
									137 A	Cal St. Northridge	1 3
									137 A	Cal St. Northridge	4 5
									150 N	Indiana	9 3
									172 N	Massachusetts	9 0
									193 H	St. John's (NY)	7 2
									202 A	Sacramento St.	3 0
									211 H	UC Riverside	6 4
									211 H	UC Riverside	6 1
									211 H	UC Riverside	6 2
			LAST 10 GAMES						226 N	A&M-Corpus Christi	11 2
			21 H	Hawaii	3 9	58 A	Cal St. Fullerton	3 5	231 H	Southern Utah	2 1
			21 H	Hawaii	1 3	25 H	Stanford	9 6	237 N	Northern Colo.	10 4
			21 H	Hawaii	2 5	137 A	Cal St. Northridge	5 1	237 N	Northern Colo.	8 0
			58 A	Cal St. Fullerton	2 5	137 A	Cal St. Northridge	1 3	259 A	Santa Clara	6 0
			58 A	Cal St. Fullerton	2 3	137 A	Cal St. Northridge	4 5			

**Non-Div. I Games:**

Pacific

RPI	S	Opponent	Score	
259	A	Santa Clara	8	1

Pacific

P  
a  
c  
i  
f  
i  
c

P  
a  
c  
i  
f  
i  
c



Average RPI Win:	111	WON-LOST	WINNING	LAST 10	STRENGTH OF	OPP. STRENGTH	TEAM	ADJ	CONF.	ADJ CONF.		
Average RPI Loss:	52	RECORD	PCT. RANK	GAMES	SCHEDULE	OF SCHEDULE	RPI	RPI	RPI	RPI		
DIV. I ONLY		22-27-0	.44898	170	8-2-0	29	32	67	.53974	69	4	4
DIV. I NON-CONF.		11-14-0	.44	172	1-0-0	31	40	81	.53077	80	4	4
TOTALS	RPI 1-25	RPI 26-50		W-L RECORDS		RPI 51-100		RPI 101-150		RPI 150+		
22-27-0	1-11-0	4-9-0		OVERALL		3-4-0		10-1-0		4-2-0		
9-11-0	1-5-0	0-3-0		HOME		2-2-0		5-0-0		1-1-0		
8-5-0	0-0-0	3-5-0		AWAY		0-0-0		5-0-0		0-0-0		
5-11-0	0-6-0	1-1-0		NEUTRAL		1-2-0		0-1-0		3-1-0		
11-14-0	0-6-0	2-3-0		NON-CONFERENCE		1-3-0		4-0-0		4-2-0		
3-2-0	0-0-0	0-0-0		HOME		0-1-0		2-0-0		1-1-0		
3-2-0	0-0-0	1-0-		AWAY		0-0-0		2-0-0		0-0-0		
5-10-0	0-6-0	1-1-0		NEUTRAL		1-2-0		0-0-0		3-1-0		
11-13-0	1-5-0	2-6-0		CONFERENCE		2-1-0		6-1-0		0-0-0		
6-9-0	1-5-0	0-3-0		HOME		2-1-0		3-0-0		0-0-0		
5-3-0	0-0-0	2-3-0		AWAY		0-0-0		3-0-0		0-0-0		
0-1-0	0-0-0	0-0-0		NEUTRAL		0-0-0		0-1-0		0-0-0		
RPI S	Opponent	Score		RPI S	Opponent	Score		RPI S	Opponent	Score		
2 N	Texas	0	3	32 H	Minnesota	3	9	60 H	Ohio St.	0	3	
2 N	Texas	2	12	32 H	Minnesota	1	5	60 H	Ohio St.	6	4	
6 N	Washington	0	15	32 H	Minnesota	0	2	60 H	Ohio St.	1	0	
9 N	Alabama	2	7	35 A	South Fla.	2	3	62 N	North Dakota St.	6	3	
11 H	Nebraska	2	6	36 A	Houston	7	5	67 H	Eastern Ill.	1	12	
11 H	Nebraska	1	7	36 A	Houston	1	8	90 N	Georgia Tech	0	1	
11 H	Nebraska	5	4	39 A	Iowa	8	5	91 N	Drake	2	3	
12 N	Kentucky	4	5	39 A	Iowa	6	3					
22 N	California	0	5	40 N	Oregon St.	1	5					
23 H	Wisconsin	2	5	45 A	Northwestern	1	7					
23 H	Wisconsin	1	8	45 A	Northwestern	0	8					
23 H	Wisconsin	1	5	45 A	Northwestern	0	8					
				46 N	DePaul	4	1					
				LAST 10 GAMES								
				127 N	Penn St.	2	5	105 A	Michigan St.	10	0	
				60 H	Ohio St.	1	0	105 A	Michigan St.	10	2	
				60 H	Ohio St.	0	3	105 A	Michigan St.	6	2	
				60 H	Ohio St.	6	4	39 A	Iowa	8	5	
				107 A	Southern Ill.	4	2	39 A	Iowa	6	3	

Non-Div. I Games:

Illinois

Average RPI Win:		202	WON-LOST		WINNING		LAST 10		STRENGTH OF		OPP. STRENGTH		TEAM	ADJ		CONF.	ADJ CONF.							
Average RPI Loss:		98	RECORD		PCT. RANK		GAMES		SCHEDULE		OF SCHEDULE		RPI	RPI		RPI	RPI							
DIV. I ONLY			36-7-0		.83721		4		8-2-0		271		164		68		.53971		71		18		18	
DIV. I NON-CONF.			22-4-0		.84615		9		0-0-0		252		150		53		.55475		54		21		21	
TOTALS		RPI 1-25		RPI 26-50		W-L RECORDS		RPI 51-100		RPI 101-150		RPI 150+												
36-7-0		0-3-0		0-1-0		OVERALL		3-0-0		4-0-0		29-3-0												
9-1-0		0-0-0		0-0-0		HOME		0-0-0		0-0-0		9-1-0												
11-4-0		0-2-0		0-0-0		AWAY		2-0-0		2-0-0		7-2-0												
16-2-0		0-1-0		0-1-0		NEUTRAL		1-0-0		2-0-0		13-0-0												
22-4-0		0-3-0		0-1-0		NON-CONFERENCE		3-0-0		2-0-0		17-0-0												
1-0-0		0-0-0		0-0-0		HOME		0-0-0		0-0-0		1-0-0												
5-2-0		0-2-0		0-0-		AWAY		2-0-0		0-0-0		3-0-0												
16-2-0		0-1-0		0-1-0		NEUTRAL		1-0-0		2-0-0		13-0-0												
14-3-0		0-0-0		0-0-0		CONFERENCE		0-0-0		2-0-0		12-3-0												
8-1-0		0-0-0		0-0-0		HOME		0-0-0		0-0-0		8-1-0												
6-2-0		0-0-0		0-0-0		AWAY		0-0-0		2-0-0		4-2-0												
0-0-0		0-0-0		0-0-0		NEUTRAL		0-0-0		0-0-0		0-0-0												
RPI	S	Opponent		Score		RPI	S	Opponent		Score		RPI	S	Opponent		Score		RPI	S	Opponent		Score		
6	N	Washington		2	10	39	N	Iowa		1	2	53	N	Oklahoma St.		1	0	126	N	Saint Louis		9	0	
11	A	Nebraska		0	4							74	A	North Texas		4	3	145	A	South Dakota		6	3	
11	A	Nebraska		2	3							99	A	Colorado St.		3	2	145	A	South Dakota		1	0	
														150 N Indiana				150	N	Indiana		5	0	
														161 N Bradley				161	N	Bradley		10	6	
														164 N Dayton				164	N	Dayton		9	2	
														164 N Dayton				164	N	Dayton		4	0	
														167 H Western Ill.				167	H	Western Ill.		3	4	
														167 H Western Ill.				167	H	Western Ill.		6	4	
														167 H Western Ill.				167	H	Western Ill.		4	0	
														170 N Evansville				170	N	Evansville		9	1	
														170 N Evansville				170	N	Evansville		3	2	
														170 N Evansville				170	N	Evansville		6	5	
														190 A UMKC				190	A	UMKC		2	1	
														190 A UMKC				190	A	UMKC		0	3	
														190 A UMKC				190	A	UMKC		2	1	
														223 H IUPUI				223	H	IUPUI		4	0	
														223 H IUPUI				223	H	IUPUI		3	0	
														223 H IUPUI				223	H	IUPUI		5	2	
														230 A Jackson St.				230	A	Jackson St.		5	0	
														241 A UNC Wilmington				241	A	UNC Wilmington		6	2	
														242 N Mississippi Val.				242	N	Mississippi Val.		2	0	
														244 A Tennessee St.				244	A	Tennessee St.		11	0	
														251 H South Dakota St.				251	H	South Dakota St.		1	0	
														251 H South Dakota St.				251	H	South Dakota St.		3	0	
														251 H South Dakota St.				251	H	South Dakota St.		4	1	
														258 H Iona				258	H	Iona		7	0	
				LAST 10 GAMES																				
				264	A	Oakland		4	0			167	H	Western Ill.		6	4							
				264	A	Oakland		1	2			145	A	South Dakota		1	0							
				264	A	Oakland		1	0			145	A	South Dakota		6	3							
				167	H	Western Ill.		3	4			223	H	IUPUI		3	0							
				167	H	Western Ill.		4	0			223	H	IUPUI		4	0							

Non-Div. I Games:

Neb. Omaha

RPI	S	Opponent	Score	
258	N	Iona	16	0
261	N	Alabama St.	6	1
264	A	Oakland	1	0
264	A	Oakland	1	2
264	A	Oakland	4	0
271	N	Brown	13	0
271	N	Brown	9	3
276	N	Detroit	5	2
276	N	Detroit	7	2

N  
e  
b  
.  
O  
m  
a  
h  
a

N  
e  
b  
.  
O  
m  
a  
h  
a

Neb. Omaha



## Ga. Southern

Through Games Of June 4, 2013 (FINAL)

Average RPI Win: 145		WON-LOST	WINNING	LAST 10	STRENGTH OF		OPP. STRENGTH	TEAM	ADJ		CONF.	ADJ CONF.
Average RPI Loss: 79		RECORD	PCT. RANK	GAMES	SCHEDULE		OF SCHEDULE	RPI	RPI		RPI	RPI
DIV. I ONLY		33-30-0	.52381	126	6-4-0		56	95	74		.53953	73
DIV. I NON-CONF.		15-20-0	.42857	180	1-2-0		26	35	83		.53523	78
TOTALS		RPI 1-25	RPI 26-50		W-L RECORDS		RPI 51-100		RPI 101-150		RPI 150+	
33-30-0		0-8-0	0-6-0		OVERALL		9-6-0		7-6-0		17-4-0	
17-8-0		0-0-0	0-1-0		HOME		5-3-0		3-3-0		9-1-0	
9-11-0		0-4-0	0-1-0		AWAY		3-2-0		2-2-0		4-2-0	
7-11-0		0-4-0	0-4-0		NEUTRAL		1-1-0		2-1-0		4-1-0	
15-20-0		0-8-0	0-6-0		NON-CONFERENCE		5-3-0		1-1-0		9-2-0	
9-4-0		0-0-0	0-1-0		HOME		3-2-0		0-0-0		6-1-0	
2-6-0		0-4-0	0-0-		AWAY		2-1-0		0-0-0		0-0-0	
4-10-0		0-4-0	0-4-0		NEUTRAL		0-0-0		1-1-0		3-1-0	
18-10-0		0-0-0	0-0-0		CONFERENCE		4-3-0		6-5-0		8-2-0	
8-4-0		0-0-0	0-0-0		HOME		2-1-0		3-3-0		3-0-0	
7-5-0		0-0-0	0-0-0		AWAY		1-1-0		2-2-0		4-2-0	
3-1-0		0-0-0	0-0-0		NEUTRAL		1-1-0		1-0-0		1-0-0	
RPI S	Opponent	Score	RPI S	Opponent	Score	RPI S	Opponent	Score	RPI S	Opponent	Score	
9 N	Alabama	1 2	28 A	Georgia	3 6	51 A	Georgia St.	0 8	104 A	UNC Greensboro	1 0	
13 A	LSU	2 3	32 N	Minnesota	0 5	51 A	Georgia St.	5 4	104 H	UNC Greensboro	1 2	
13 A	LSU	0 8	32 N	Minnesota	1 7	55 A	FGCU	4 2	104 H	UNC Greensboro	7 3	
16 A	Florida St.	3 12	35 N	South Fla.	0 1	56 H	Kennesaw St.	2 6	104 H	UNC Greensboro	5 2	
16 A	Florida St.	0 4	35 N	South Fla.	1 2	72 H	Jacksonville	5 3	107 N	Southern Ill.	1 0	
23 N	Wisconsin	0 4	37 H	South Carolina	2 7	72 H	Jacksonville	9 5	107 N	Southern Ill.	1 10	
23 N	Wisconsin	0 3				82 H	FIU	3 2	131 H	Furman	6 0	
23 N	Wisconsin	4 6				82 H	FIU	0 2	131 H	Furman	4 5	
						94 H	Appalachian St.	3 0	131 H	Furman	2 3	
						94 H	Appalachian St.	0 2	136 A	Chattanooga	7 1	
						94 H	Appalachian St.	1 0	136 A	Chattanooga	0 3	
						97 A	Col. of Charleston	3 4	136 A	Chattanooga	5 6	
						97 A	Col. of Charleston	2 1	136 N	Chattanooga	6 2	
						97 N	Col. of Charleston	2 3	159 H	Mercer	7 6	
						97 N	Col. of Charleston	3 2	159 H	Mercer	4 0	
									171 H	Samford	1 0	
									171 H	Samford	6 0	
									171 H	Samford	4 2	
									182 H	Tennessee Tech	1 0	
									186 N	Boston U.	9 1	
									186 N	Boston U.	1 2	
									188 N	Wichita St.	4 3	
									189 N	Hampton	3 0	
									193 H	St. John's (NY)	5 1	
									193 H	St. John's (NY)	3 4	
									194 A	Elon	8 5	
									194 A	Elon	6 4	
LAST 10 GAMES			35 N	South Fla.	1 2	97 N	Col. of Charleston	2 3				
			189 N	Hampton	3 0	212 N	Western Caro.	6 0				
			35 N	South Fla.	0 1	136 N	Chattanooga	6 2				
			104 A	UNC Greensboro	1 0	94 H	Appalachian St.	3 0				
			97 N	Col. of Charleston	3 2	94 H	Appalachian St.	0 2				

Non-Div. I Games:

Ga. Southern

RPI	S	Opponent	Score	
194	A	Elon	5	2
199	H	Akron	6	4
212	A	Western Caro.	2	7
212	A	Western Caro.	4	0
212	A	Western Caro.	2	5
212	N	Western Caro.	6	0
261	H	Alabama St.	6	2

G  
a  
.  
S  
o  
u  
t  
h  
e  
r  
n

G  
a  
.  
S  
o  
u  
t  
h  
e  
r  
n

[illegible]

**Non-Div. I Games:**

North Texas

RPI	S	Opponent	Score	
226	N	A&M-Corpus Christi	11	3
226	N	A&M-Corpus Christi	9	1
226	N	A&M-Corpus Christi	7	3

North Texas

N  
o  
r  
t  
h  
T  
e  
x  
a  
s

N  
o  
r  
t  
h  
T  
e  
x  
a  
s



Average RPI Win:		135	WON-LOST RECORD		WINNING PCT. RANK		LAST 10 GAMES		STRENGTH OF SCHEDULE		OPP. STRENGTH OF SCHEDULE		TEAM RPI		ADJ RPI		CONF. RPI		ADJ CONF. RPI		
DIV. I ONLY			23-29-0		.44231 179		5-5-0		31		59		77		.53755 75		8		10		
DIV. I NON-CONF.			13-16-0		.44828 166		1-1-0		14		44		65		.54958 62		8		9		
TOTALS		RPI 1-25		RPI 26-50		W-L RECORDS		RPI 51-100		RPI 101-150		RPI 150+									
23-29-0		2-12-0		1-8-0		OVERALL		4-2-0		4-1-0		12-6-0									
8-7-0		0-0-0		0-3-0		HOME		0-0-0		0-0-0		8-4-0									
7-10-0		1-5-0		1-2-0		AWAY		1-0-0		3-1-0		1-2-0									
8-12-0		1-7-0		0-3-0		NEUTRAL		3-2-0		1-0-0		3-0-0									
13-16-0		1-9-0		0-3-0		NON-CONFERENCE		4-2-0		2-1-0		6-1-0									
3-1-0		0-0-0		0-0-0		HOME		0-0-0		0-0-0		3-1-0									
2-4-0		0-3-0		0-0-		AWAY		1-0-0		1-1-0		0-0-0									
8-11-0		1-6-0		0-3-0		NEUTRAL		3-2-0		1-0-0		3-0-0									
10-13-0		1-3-0		1-5-0		CONFERENCE		0-0-0		2-0-0		6-5-0									
5-6-0		0-0-0		0-3-0		HOME		0-0-0		0-0-0		5-3-0									
5-6-0		1-2-0		1-2-0		AWAY		0-0-0		2-0-0		1-2-0									
0-1-0		0-1-0		0-0-0		NEUTRAL		0-0-0		0-0-0		0-0-0									
RPI	S	Opponent		Score		RPI	S	Opponent		Score		RPI	S	Opponent		Score					
2	N	Texas		1	2	35	A	South Fla.		4	1	54	N	Long Beach St.		6	7				
3	N	Florida		1	5	35	A	South Fla.		2	3	68	N	Utah		2	1				
13	N	LSU		6	7	35	A	South Fla.		1	2	68	N	Utah		3	2				
18	A	Louisville		0	9	38	N	Mississippi St.		1	4	76	N	Longwood		0	10				
18	A	Louisville		1	8	41	N	James Madison		0	8	97	A	Col. of Charleston		11	0				
18	A	Louisville		4	2	46	H	DePaul		2	16	99	N	Colorado St.		4	2				
18	N	Louisville		3	12	46	H	DePaul		0	11										
21	A	Hawaii		2	3	46	H	DePaul		6	15										
21	A	Hawaii		0	2	48	N	San Diego St.		0	3										
21	A	Hawaii		1	4																
22	N	California		8	1																
22	N	California		1	2																
24	N	Baylor		0	5																
25	N	Stanford		1	2																
LAST 10 GAMES																					
18 N Louisville						3	12	201 H Cornell						10	9	209 N Boston College					
154 H Providence						9	4	35 A South Fla.						1	2						
154 H Providence						1	5	35 A South Fla.						2	3						
154 H Providence						11	7	35 A South Fla.						4	1						
201 H Cornell						2	3	141 A Rutgers						6	0						

**Non-Div. I Games:**

Syracuse

Average RPI Win: 187		WON-LOST RECORD		WINNING PCT. RANK		LAST 10 GAMES		STRENGTH OF SCHEDULE		OPP. STRENGTH OF SCHEDULE		TEAM RPI		ADJ RPI		CONF. RPI		ADJ CONF. RPI				
DIV. I ONLY		41-20-0		.67213 43		6-4-0		167		165		75		.53706 76		20		20				
DIV. I NON-CONF.		20-11-0		.64516 64		0-2-0		111		126		61		.55036 60		19		19				
TOTALS		RPI 1-25		RPI 26-50		W-L RECORDS		RPI 51-100		RPI 101-150		RPI 150+										
41-20-0		0-5-0		2-1-0		OVERALL		2-0-0		9-8-0		28-6-0										
10-7-0		0-0-0		0-0-0		HOME		0-0-0		1-4-0		9-3-0										
22-8-0		0-4-0		2-0-0		AWAY		0-0-0		5-3-0		15-0-0										
9-5-0		0-1-0		0-1-0		NEUTRAL		2-0-0		3-0-0		4-3-0										
20-11-0		0-5-0		2-1-0		NON-CONFERENCE		2-0-0		2-3-0		14-2-0										
5-1-0		0-0-0		0-0-0		HOME		0-0-0		1-1-0		4-0-0										
10-6-0		0-4-0		2-0-		AWAY		0-0-0		0-2-0		8-0-0										
5-4-0		0-1-0		0-1-0		NEUTRAL		2-0-0		1-0-0		2-2-0										
21-9-0		0-0-0		0-0-0		CONFERENCE		0-0-0		7-5-0		14-4-0										
5-6-0		0-0-0		0-0-0		HOME		0-0-0		0-3-0		5-3-0										
12-2-0		0-0-0		0-0-0		AWAY		0-0-0		5-2-0		7-0-0										
4-1-0		0-0-0		0-0-0		NEUTRAL		0-0-0		2-0-0		2-1-0										
RPI	S	Opponent		Score		RPI	S	Opponent		Score		RPI	S	Opponent		Score						
3	A	Florida		1	5	33	A	Virginia Tech		5	4	75	N	Syracuse		10	0	102	H	Coastal Caro.	0	3
3	A	Florida		0	8	33	A	Virginia Tech		6	5	96	N	Monmouth		8	4	102	H	Coastal Caro.	5	6
3	A	Florida		5	9	41	N	James Madison		0	5							102	H	Coastal Caro.	5	11
4	A	Tennessee		0	9													108	A	Virginia	3	5
18	N	Louisville		1	9													108	A	Virginia	7	8
																		113	A	Campbell	7	2
																		113	A	Campbell	6	7
																		113	A	Campbell	6	5
																		113	N	Campbell	8	6
																		113	N	Campbell	5	1
																		125	H	Stony Brook	2	3
																		125	H	Stony Brook	3	0
																		127	N	Penn St.	9	8
																		148	A	Winthrop	13	3
																		148	A	Winthrop	10	12
																		148	A	Winthrop	17	5
																		148	A	Winthrop	10	2
																		174	N	Fairfield	2	3
																		194	A	Elon	8	1
																		194	A	Elon	6	4
																		201	N	Cornell	8	1
																		201	N	Cornell	8	0
																		203	A	Radford	9	1
																		203	A	Radford	12	3
																		203	H	Radford	8	4
																		209	N	Boston College	2	5
																		213	A	Liberty	9	2
				LAST 10 GAMES																		
				41	N	James Madison		0	5	227	N	Charleston So.		8	2	203	A	Radford	9	1		
				4	A	Tennessee		0	9	229	N	Gardner-Webb		4	2	203	A	Radford	12	3		
				148	A	Winthrop		10	2	213	N	Liberty		3	5	203	H	Radford	8	4		
				113	N	Campbell		8	6	113	A	Campbell		7	2	209	N	Boston College	2	5		
				113	N	Campbell		5	1	113	A	Campbell		6	7	213	A	Liberty	9	2		

Non-Div. I Games:

Longwood

RPI	S	Opponent	Score	
213	A	Liberty	14	6
213	H	Liberty	7	8
213	N	Liberty	3	5
214	H	Presbyterian	4	2
214	H	Presbyterian	2	6
214	H	Presbyterian	2	4
217	A	George Mason	4	1
217	A	George Mason	10	2
221	A	Norfolk St.	19	7
221	A	Norfolk St.	2	0
227	A	Charleston So.	8	0
227	A	Charleston So.	12	2
227	A	Charleston So.	9	3
227	N	Charleston So.	8	2
229	H	Gardner-Webb	10	4
229	H	Gardner-Webb	8	0
229	H	Gardner-Webb	9	0
229	N	Gardner-Webb	4	2
246	H	Saint Francis (PA)	10	0
246	H	Saint Francis (PA)	20	4
247	H	Bucknell	9	1
247	H	Bucknell	7	0
281	A	N.C. Central	5	0
281	A	N.C. Central	5	2

Longwood

L  
o  
n  
g  
w  
o  
o  
dL  
o  
n  
g  
w  
o  
o  
d

Average RPI Win:		178	WON-LOST RECORD		WINNING PCT. RANK		LAST 10 GAMES		STRENGTH OF SCHEDULE		OPP. STRENGTH OF SCHEDULE		TEAM RPI		ADJ RPI		CONF. RPI		ADJ CONF. RPI					
Average RPI Loss:		99																						
DIV. I ONLY			35-13-0		.72917		23		5-5-0		210		147		70		.53704		77		16		17	
DIV. I NON-CONF.			17-6-0		.73913		33		0-0-0		204		111		63		.54464		67		18		18	
TOTALS		RPI 1-25		RPI 26-50		W-L RECORDS		RPI 51-100		RPI 101-150		RPI 150+												
35-13-0		1-0-0		0-2-0		OVERALL		4-6-0		4-4-0		26-1-0												
11-4-0		0-0-0		0-0-0		HOME		3-1-0		1-3-0		7-0-0												
11-3-0		0-0-0		0-0-0		AWAY		1-3-0		1-0-0		9-0-0												
13-6-0		1-0-0		0-2-0		NEUTRAL		0-2-0		2-1-0		10-1-0												
17-6-0		1-0-0		0-2-0		NON-CONFERENCE		2-3-0		3-0-0		11-1-0												
3-0-0		0-0-0		0-0-0		HOME		2-0-0		0-0-0		1-0-0												
2-2-0		0-0-0		0-0-		AWAY		0-2-0		1-0-0		1-0-0												
12-4-0		1-0-0		0-2-0		NEUTRAL		0-1-0		2-0-0		9-1-0												
18-7-0		0-0-0		0-0-0		CONFERENCE		2-3-0		1-4-0		15-0-0												
8-4-0		0-0-0		0-0-0		HOME		1-1-0		1-3-0		6-0-0												
9-1-0		0-0-0		0-0-0		AWAY		1-1-0		0-0-0		8-0-0												
1-2-0		0-0-0		0-0-0		NEUTRAL		0-1-0		0-1-0		1-0-0												
RPI	S	Opponent		Score		RPI	S	Opponent		Score		RPI	S	Opponent		Score		RPI	S	Opponent		Score		
15	N	South Ala.		2	1	29	N	UAB		6	7	51	N	Georgia St.		9	10	107	A	Southern Ill.		6	4	
						38	N	Mississippi St.		0	1	56	A	Kennesaw St.		0	1	114	H	Murray St.		1	2	
												80	A	UCF		1	4	114	H	Murray St.		1	3	
												83	H	UT Martin		4	7	122	N	Troy		11	3	
												83	H	UT Martin		8	6	133	H	Jacksonville St.		2	3	
												83	N	UT Martin		1	7	133	H	Jacksonville St.		10	0	
												90	H	Georgia Tech		1	0	133	N	Jacksonville St.		0	2	
												90	H	Georgia Tech		2	1	139	N	Loyola Chicago		2	0	
												93	A	Eastern Ky.		3	11	154	N	Providence		7	0	
												93	A	Eastern Ky.		4	1	155	N	Temple		10	0	
																		159	N	Mercer		8	7	
																		161	A	Bradley		5	3	
																		182	H	Tennessee Tech		3	0	
																		182	H	Tennessee Tech		3	2	
																		182	N	Tennessee Tech		4	3	
																		183	H	Missouri St.		10	1	
																		190	N	UMKC		4	2	
																		207	A	Austin Peay		8	5	
																		207	A	Austin Peay		8	4	
																		207	A	Austin Peay		8	2	
																		209	N	Boston College		5	4	
																		210	A	Morehead St.		9	4	
																		210	A	Morehead St.		5	2	
																		213	N	Liberty		4	3	
																		218	N	Wright St.		4	0	
																		220	N	Quinnipiac		12	2	
																		224	H	Belmont		2	0	
LAST 10 GAMES																								
						83	N	UT Martin		1	7	133	H	Jacksonville St.		10	0							
						133	N	Jacksonville St.		0	2	133	H	Jacksonville St.		2	3							
						182	N	Tennessee Tech		4	3	182	H	Tennessee Tech		3	0							
						114	H	Murray St.		1	3	182	H	Tennessee Tech		3	2							
						114	H	Murray St.		1	2	207	A	Austin Peay		8	5							

Non-Div. I Games:

SIU Edwardsville

RPI	S	Opponent	Score	
224	H	Belmont	5	0
235	A	Southeast Mo. St.	9	1
235	A	Southeast Mo. St.	11	1
235	A	Southeast Mo. St.	13	0
244	H	Tennessee St.	8	0
244	H	Tennessee St.	8	1
268	N	Maine	13	0
276	N	Detroit	0	1

SIU Edwardsville

SIU Edwardsville

SIU Edwardsville

Average RPI Win: 167		WON-LOST	WINNING	LAST 10	STRENGTH OF		OPP. STRENGTH	TEAM	ADJ		CONF.	ADJ CONF.		
Average RPI Loss: 31		RECORD	PCT. RANK	GAMES	SCHEDULE		OF SCHEDULE	RPI	RPI		RPI	RPI		
DIV. I ONLY		25-31-0	.44643	174	34		29	73	.53594		78	1		
DIV. I NON-CONF.		22-9-0	.70968	41	172		137	64	.54447		69	1		
TOTALS		RPI 1-25	RPI 26-50		W-L RECORDS		RPI 51-100		RPI 101-150		RPI 150+			
25-31-0		2-18-0	0-7-0		OVERALL		4-5-0		3-0-0		16-1-0			
14-13-0		1-12-0	0-0-0		HOME		3-0-0		0-0-0		10-1-0			
3-15-0		1-5-0	0-6-0		AWAY		1-4-0		0-0-0		1-0-0			
8-3-0		0-1-0	0-1-0		NEUTRAL		0-1-0		3-0-0		5-0-0			
22-9-0		0-4-0	0-1-0		NON-CONFERENCE		3-3-0		3-0-0		16-1-0			
13-1-0		0-0-0	0-0-0		HOME		3-0-0		0-0-0		10-1-0			
1-5-0		0-3-0	0-0-		AWAY		0-2-0		0-0-0		1-0-0			
8-3-0		0-1-0	0-1-0		NEUTRAL		0-1-0		3-0-0		5-0-0			
3-22-0		2-14-0	0-6-0		CONFERENCE		1-2-0		0-0-0		0-0-0			
1-12-0		1-12-0	0-0-0		HOME		0-0-0		0-0-0		0-0-0			
2-10-0		1-2-0	0-6-0		AWAY		1-2-0		0-0-0		0-0-0			
0-0-0		0-0-0	0-0-0		NEUTRAL		0-0-0		0-0-0		0-0-0			
RPI	S	Opponent	Score		RPI	S	Opponent	Score		RPI	S	Opponent	Score	
3	H	Florida	7	8	28	A	Georgia	5	14	66	A	Auburn	1	2
3	H	Florida	0	8	28	A	Georgia	4	12	66	A	Auburn	0	9
3	H	Florida	1	4	28	A	Georgia	0	6	66	A	Auburn	11	9
4	H	Tennessee	1	9	29	N	UAB	3	5	80	A	UCF	3	4
4	H	Tennessee	5	15	38	A	Mississippi St.	0	8	81	H	McNeese St.	9	8
4	H	Tennessee	4	12	38	A	Mississippi St.	5	6	83	A	UT Martin	0	1
6	N	Washington	2	10	38	A	Mississippi St.	1	5	83	H	UT Martin	9	8
10	H	Missouri	1	6						88	N	Central Ark.	2	4
10	H	Missouri	0	12						91	H	Drake	2	1
10	H	Missouri	0	11										
12	A	Kentucky	2	5										
12	A	Kentucky	2	5										
12	A	Kentucky	3	1										
13	H	LSU	1	9										
15	A	South Ala.	2	4										
17	H	Texas A&M	4	8										
17	H	Texas A&M	1	5										
17	H	Texas A&M	8	4										
21	A	Hawaii	0	2										
21	A	Hawaii	0	2										
LAST 10 GAMES														
275	H	Alcorn	10	1	4	H	Tennessee	1	9					
275	H	Alcorn	8	0	4	H	Tennessee	5	15					
17	H	Texas A&M	1	5	4	H	Tennessee	4	12					
17	H	Texas A&M	4	8	163	H	La.-Monroe	8	0					
17	H	Texas A&M	8	4	38	A	Mississippi St.	0	8					

Non-Div. I Games:

Ole Miss

Average RPI Win: 169		WON-LOST RECORD		WINNING PCT. RANK		LAST 10 GAMES		STRENGTH OF SCHEDULE		OPP. STRENGTH OF SCHEDULE		TEAM RPI		ADJ RPI		CONF. RPI		ADJ CONF. RPI	
DIV. I ONLY		36-23-0		.61017 78		5-5-0		113		156		84		.53576 79		22		22	
DIV. I NON-CONF.		18-15-0		.54545 112		1-2-0		136		83		103		.52267 95		22		22	
TOTALS		RPI 1-25		RPI 26-50		W-L RECORDS		RPI 51-100		RPI 101-150		RPI 150+							
36-23-0		1-1-0		2-4-0		OVERALL		5-5-0		5-7-0		23-6-0							
10-4-0		0-1-0		0-0-0		HOME		1-1-0		0-2-0		9-0-0							
8-7-0		0-0-0		1-0-0		AWAY		0-0-0		1-1-0		6-6-0							
18-12-0		1-0-0		1-4-0		NEUTRAL		4-4-0		4-4-0		8-0-0							
18-15-0		1-1-0		2-4-0		NON-CONFERENCE		2-3-0		4-6-0		9-1-0							
1-3-0		0-1-0		0-0-0		HOME		0-0-0		0-2-0		1-0-0							
2-1-0		0-0-0		1-0-		AWAY		0-0-0		0-0-0		1-1-0							
15-11-0		1-0-0		1-4-0		NEUTRAL		2-3-0		4-4-0		7-0-0							
18-8-0		0-0-0		0-0-0		CONFERENCE		3-2-0		1-1-0		14-5-0							
9-1-0		0-0-0		0-0-0		HOME		1-1-0		0-0-0		8-0-0							
6-6-0		0-0-0		0-0-0		AWAY		0-0-0		1-1-0		5-5-0							
3-1-0		0-0-0		0-0-0		NEUTRAL		2-1-0		0-0-0		1-0-0							
RPI	S	Opponent		Score		RPI	S	Opponent		Score		RPI	S	Opponent		Score			
2	N	Texas		9	7	27	N	Arkansas		1	5	64	H	Saint Joseph's		2	3		
19	H	Hofstra		2	10	27	N	Arkansas		2	5	64	H	Saint Joseph's		5	4		
						33	N	Virginia Tech		2	0	64	N	Saint Joseph's		1	7		
						38	N	Mississippi St.		0	8	64	N	Saint Joseph's		3	1		
						41	A	James Madison		12	1	64	N	Saint Joseph's		6	5		
						46	N	DePaul		2	4	69	N	Pacific		5	6		
												80	N	UCF		0	4		
												90	N	Georgia Tech		11	10		
												92	N	Maryland		2	10		
												100	N	Central Mich.		7	1		
LAST 10 GAMES																			
						27	N	Arkansas		2	5	64	N	Saint Joseph's		3	1		
						195	N	Marist		5	3	155	N	Temple		8	2		
						27	N	Arkansas		1	5	155	A	Temple		1	2		
						64	N	Saint Joseph's		1	7	155	A	Temple		13	7		
						64	N	Saint Joseph's		6	5	64	H	Saint Joseph's		2	3		

Non-Div. I Games:

Fordham

RPI	S	Opponent	Score	
195	N	Marist	5	3
197	A	Butler	2	3
197	A	Butler	3	0
236	N	Youngstown St.	7	0
258	A	Iona	3	2
258	H	Iona	8	2
263	H	La Salle	8	0
263	H	La Salle	5	1
265	H	Rhode Island	6	2
265	H	Rhode Island	12	2
268	N	Maine	4	0
270	A	St. Bonaventure	15	1
270	A	St. Bonaventure	6	5
276	N	Detroit	18	8

Fordham

F  
o  
r  
d  
h  
a  
m

F  
o  
r  
d  
h  
a  
m





Average RPI Win: 179		WON-LOST RECORD		WINNING PCT. RANK		LAST 10 GAMES		STRENGTH OF SCHEDULE		OPP. STRENGTH OF SCHEDULE		TEAM RPI		ADJ RPI		CONF. RPI		ADJ CONF. RPI			
DIV. I ONLY		38-15-0		.71698 29		6-4-0		225		126		79		.53426 81		13		13			
DIV. I NON-CONF.		19-8-0		.7037 43		0-0-0		264		157		110		.51411 111		15		15			
TOTALS		RPI 1-25		RPI 26-50		W-L RECORDS		RPI 51-100		RPI 101-150		RPI 150+									
38-15-0		0-3-0		0-0-0		OVERALL		8-7-0		7-3-0		23-2-0									
19-5-0		0-2-0		0-0-0		HOME		2-0-0		7-2-0		10-1-0									
10-8-0		0-1-0		0-0-0		AWAY		4-6-0		0-0-0		6-1-0									
9-2-0		0-0-0		0-0-0		NEUTRAL		2-1-0		0-1-0		7-0-0									
19-8-0		0-3-0		0-0-0		NON-CONFERENCE		4-3-0		0-0-0		15-2-0									
7-3-0		0-2-0		0-0-0		HOME		0-0-0		0-0-0		7-1-0									
3-5-0		0-1-0		0-0-		AWAY		2-3-0		0-0-0		1-1-0									
9-0-0		0-0-0		0-0-0		NEUTRAL		2-0-0		0-0-0		7-0-0									
19-7-0		0-0-0		0-0-0		CONFERENCE		4-4-0		7-3-0		8-0-0									
12-2-0		0-0-0		0-0-0		HOME		2-0-0		7-2-0		3-0-0									
7-3-0		0-0-0		0-0-0		AWAY		2-3-0		0-0-0		5-0-0									
0-2-0		0-0-0		0-0-0		NEUTRAL		0-1-0		0-1-0		0-0-0									
RPI	S	Opponent		Score		RPI	S	Opponent		Score		RPI	S	Opponent		Score					
13	H	LSU		1	7			58	A	Cal St. Fullerton		0	1	142	H	Southeastern La.		4	2		
14	H	La.-Lafayette		1	5			58	A	Cal St. Fullerton		5	1	142	H	Southeastern La.		5	3		
20	A	UCLA		4	5			59	A	Texas Tech		1	0	142	H	Southeastern La.		3	5		
								59	A	Texas Tech		2	3	142	N	Southeastern La.		1	3		
								61	A	Sam Houston St.		3	4	146	H	Stephen F. Austin		0	2		
								61	A	Sam Houston St.		10	0	146	H	Stephen F. Austin		4	0		
								61	A	Sam Houston St.		3	9	146	H	Stephen F. Austin		5	4		
								63	H	Northwestern St.		5	2	149	H	Lamar		6	1		
								63	H	Northwestern St.		1	0	149	H	Lamar		5	0		
								78	A	Ole Miss		8	9	149	H	Lamar		4	3		
								83	N	UT Martin		7	2	163	H	La.-Monroe		1	0		
								88	A	Central Ark.		3	4	166	H	Louisiana Tech		0	2		
								88	A	Central Ark.		8	0	177	A	Nicholls St.		2	0		
								88	N	Central Ark.		0	1	177	A	Nicholls St.		5	2		
								91	N	Drake		5	1	198	A	San Diego		3	1		
														198	A	San Diego		0	2		
														200	N	CSU Bakersfield		4	2		
														204	A	Houston Baptist		2	0		
														204	A	Houston Baptist		5	3		
														204	A	Houston Baptist		6	5		
														218	N	Wright St.		2	1		
														222	N	Middle Tenn.		6	3		
														226	H	A&M-Corpus Christi		4	1		
														226	H	A&M-Corpus Christi		5	1		
														226	H	A&M-Corpus Christi		4	2		
														230	N	Jackson St.		8	4		
														237	N	Northern Colo.		12	3		
LAST 10 GAMES				142 N Southeastern La.				1	3	61 A Sam Houston St.				10	0	226 H A&M-Corpus Christi				4	1
				88 N Central Ark.				0	1	61 A Sam Houston St.				3	9	226 H A&M-Corpus Christi				5	1
				177 A Nicholls St.				5	2	149 H Lamar				5	0	226 H A&M-Corpus Christi				4	2
				177 A Nicholls St.				2	0	149 H Lamar				4	3	230 N Jackson St.				8	4
				61 A Sam Houston St.				3	4	149 H Lamar				6	1	237 N Northern Colo.				12	3

Non-Div. I Games:

McNeese St.

RPI	S	Opponent	Score	
237	N	Northern Colo.	9	7
242	N	Mississippi Val.	7	2
247	H	Bucknell	9	2
247	H	Bucknell	8	0
275	H	Alcorn	9	1
275	H	Alcorn	13	0
286	H	Southern U.	7	1
286	H	Southern U.	9	0

McNeese St.

M  
c  
N  
e  
e  
s  
e  
S  
t  
.

M  
c  
N  
e  
e  
s  
e  
S  
t  
.

Average RPI Win: 154		WON-LOST	WINNING	LAST 10	STRENGTH OF	OPP. STRENGTH	TEAM	ADJ	CONF.	ADJ CONF.						
Average RPI Loss: 61		RECORD	PCT. RANK	GAMES	SCHEDULE	OF SCHEDULE	RPI	RPI	RPI	RPI						
DIV. I ONLY		27-28-0	.49091	142	2-8-0	66	62	93	.53425	82	6	6				
DIV. I NON-CONF.		17-13-0	.56667	100	0-0-0	57	108	66	.5543	55	6	6				
<hr/>																
TOTALS		RPI 1-25		RPI 26-50		W-L RECORDS		RPI 51-100		RPI 101-150		RPI 150+				
27-28-0		0-9-0		0-7-0		OVERALL		7-5-0		5-4-0		15-3-0				
18-16-0		0-3-0		0-6-0		HOME		3-2-0		4-2-0		11-3-0				
8-9-0		0-5-0		0-0-0		AWAY		4-2-0		1-2-0		3-0-0				
1-3-0		0-1-0		0-1-0		NEUTRAL		0-1-0		0-0-0		1-0-0				
<hr/>																
17-13-0		0-2-0		0-4-0		NON-CONFERENCE		6-4-0		2-0-0		9-3-0				
13-8-0		0-0-0		0-3-0		HOME		3-2-0		2-0-0		8-3-0				
3-3-0		0-2-0		0-0-		AWAY		3-1-0		0-0-0		0-0-0				
1-2-0		0-0-0		0-1-0		NEUTRAL		0-1-0		0-0-0		1-0-0				
<hr/>																
10-15-0		0-7-0		0-3-0		CONFERENCE		1-1-0		3-4-0		6-0-0				
5-8-0		0-3-0		0-3-0		HOME		0-0-0		2-2-0		3-0-0				
5-6-0		0-3-0		0-0-0		AWAY		1-1-0		1-2-0		3-0-0				
0-1-0		0-1-0		0-0-0		NEUTRAL		0-0-0		0-0-0		0-0-0				
<hr/>																
RPI	S	Opponent	Score		RPI	S	Opponent	Score		RPI	S	Opponent	Score			
14	A	La.-Lafayette	2	10	26	H	Western Ky.	1	2	52	A	North Florida	6	3		
14	A	La.-Lafayette	5	7	26	H	Western Ky.	0	5	52	A	North Florida	6	3		
14	A	La.-Lafayette	5	9	26	H	Western Ky.	0	1	55	H	FGCU	0	10		
14	N	La.-Lafayette	7	8	34	H	North Carolina St.	0	1	55	H	FGCU	3	2		
15	H	South Ala.	5	11	34	H	North Carolina St.	3	11	56	N	Kennesaw St.	2	5		
15	H	South Ala.	0	10	37	N	South Carolina	0	8	65	H	Ball St.	4	2		
15	H	South Ala.	5	8	50	H	Kansas	3	6	65	H	Ball St.	6	4		
16	A	Florida St.	2	11						73	A	Ga. Southern	2	3		
16	A	Florida St.	4	7						73	A	Ga. Southern	2	0		
										74	A	North Texas	1	0		
										74	A	North Texas	1	2		
										80	H	UCF	0	2		
												122	A	Troy	9	14
												122	H	Troy	3	0
												122	H	Troy	6	5
												122	H	Troy	4	5
												123	A	Fla. Atlantic	0	3
												123	A	Fla. Atlantic	11	8
												123	H	Fla. Atlantic	1	3
												124	H	Connecticut	3	2
												138	H	Binghamton	4	3
												159	H	Mercer	7	0
												159	H	Mercer	3	4
												163	A	La.-Monroe	5	2
												163	A	La.-Monroe	7	2
												163	A	La.-Monroe	11	3
												168	H	Georgetown	4	3
												168	H	Georgetown	0	2
												196	H	Eastern Mich.	4	5
												196	H	Eastern Mich.	4	1
												210	H	Morehead St.	6	5
												210	H	Morehead St.	6	3
												222	H	Middle Tenn.	12	4
												222	H	Middle Tenn.	6	1
												222	H	Middle Tenn.	11	2
												239	H	Hartford	6	2
												239	H	Hartford	7	6
												249	H	Savannah St.	8	3
												261	N	Alabama St.	2	0
<hr/>																
LAST 10 GAMES																
					122	A	Troy	9	14	26	H	Western Ky.	1	2		
					14	N	La.-Lafayette	7	8	26	H	Western Ky.	0	1		
					123	A	Fla. Atlantic	0	3	123	A	Fla. Atlantic	11	8		
					123	H	Fla. Atlantic	1	3	122	H	Troy	4	5		
					26	H	Western Ky.	0	5	122	H	Troy	6	5		

Non-Div. I Games:

FIU

[illegible]

Non-Div. I Games:	Trevecca Nazarene	6	1
-------------------	-------------------	---	---

UT Martin

RPI	S	Opponent	Score	
210	N	Morehead St.	5	2
222	N	Middle Tenn.	7	2
224	A	Belmont	11	5
224	A	Belmont	8	2
233	N	Sacred Heart	1	0
235	A	Southeast Mo. St.	11	9
235	A	Southeast Mo. St.	14	5
242	N	Mississippi Val.	5	1
244	A	Tennessee St.	13	0
244	A	Tennessee St.	2	4
246	N	Saint Francis (PA)	2	0
260	N	Holy Cross	5	0
267	N	Niagara	6	1
276	N	Detroit	11	2

UT Martin

U  
T  
M  
a  
r  
t  
i  
n

U  
T  
M  
a  
r  
t  
i  
n

Average RPI Win:		175	WON-LOST RECORD		WINNING PCT. RANK		LAST 10 GAMES		STRENGTH OF SCHEDULE		OPP. STRENGTH OF SCHEDULE		TEAM RPI		ADJ RPI		CONF. RPI		ADJ CONF. RPI	
DIV. I ONLY			37-20-0		.64912 58		5-5-0		175		102		81		.53269 84		17		16	
DIV. I NON-CONF.			19-13-0		.59375 85		0-0-0		159		56		88		.52717 88		16		16	
TOTALS		RPI 1-25		RPI 26-50		W-L RECORDS		RPI 51-100		RPI 101-150		RPI 150+								
37-20-0		0-4-0		1-4-0		OVERALL		1-7-0		11-3-0		24-2-0								
21-7-0		0-1-0		1-1-0		HOME		1-2-0		5-2-0		14-1-0								
10-7-0		0-3-0		0-0-0		AWAY		0-3-0		3-0-0		7-1-0								
6-6-0		0-0-0		0-3-0		NEUTRAL		0-2-0		3-1-0		3-0-0								
19-13-0		0-4-0		1-4-0		NON-CONFERENCE		1-2-0		8-3-0		9-0-0								
10-6-0		0-1-0		1-1-0		HOME		1-2-0		2-2-0		6-0-0								
4-3-0		0-3-0		0-0-		AWAY		0-0-0		3-0-0		1-0-0								
5-4-0		0-0-0		0-3-0		NEUTRAL		0-0-0		3-1-0		2-0-0								
18-7-0		0-0-0		0-0-0		CONFERENCE		0-5-0		3-0-0		15-2-0								
11-1-0		0-0-0		0-0-0		HOME		0-0-0		3-0-0		8-1-0								
6-4-0		0-0-0		0-0-0		AWAY		0-3-0		0-0-0		6-1-0								
1-2-0		0-0-0		0-0-0		NEUTRAL		0-2-0		0-0-0		1-0-0								
RPI	S	Opponent		Score		RPI	S	Opponent		Score		RPI	S	Opponent		Score				
8	A	Arizona St.		0	6	31	H	Arizona		3	2	57	A	San Jose St.		1	2			
11	A	Nebraska		1	4	31	H	Arizona		1	8	57	A	San Jose St.		1	2			
11	A	Nebraska		0	8	44	N	Notre Dame		1	2	57	A	San Jose St.		2	5			
11	H	Nebraska		1	5	44	N	Notre Dame		0	5	57	N	San Jose St.		0	4			
						46	N	DePaul		1	6	57	N	San Jose St.		1	3			
												59	H	Texas Tech		3	5			
												99	H	Colorado St.		9	2			
												99	H	Colorado St.		9	10			
								LAST 10 GAMES						LAST 10 GAMES						
						57	N	San Jose St.		0	4	57	A	San Jose St.		2	5			
						57	N	San Jose St.		1	3	57	A	San Jose St.		1	2			
						175	N	Texas St.		3	1	205	H	Seattle		2	0			
						166	A	Louisiana Tech		3	0	205	H	Seattle		9	7			
						57	A	San Jose St.		1	2	205	H	Seattle		8	0			
												166	A	Louisiana Tech		3	0			
												166	H	Louisiana Tech		11	3			
												166	H	Louisiana Tech		9	7			
												166	H	Louisiana Tech		4	8			
												175	A	Texas St.		3	2			
												175	A	Texas St.		4	5			
												175	A	Texas St.		1	0			
												175	N	Texas St.		3	1			

Non-Div. I Games:

New Mexico St.

RPI	S	Opponent	Score	
190	H	UMKC	10	1
205	H	Seattle	2	0
205	H	Seattle	8	0
205	H	Seattle	9	7
234	A	UTEP	5	4
234	H	UTEP	7	1
248	A	Utah St.	3	0
248	A	Utah St.	5	2
248	A	Utah St.	17	6
253	H	Siena	8	5
253	H	Siena	10	5
266	N	Weber St.	4	0
266	N	Weber St.	2	0

New Mexico St.

N  
e  
w  
M  
e  
x  
i  
c  
o  
s  
t  
.

N  
e  
w  
M  
e  
x  
i  
c  
o  
s  
t  
.



[illegible]

**Non-Div. I Games:**

Stetson

RPI	S	Opponent	Score	
267	H	Niagara	4	1

Stetson

S  
t  
e  
t  
s  
o  
n

S  
t  
e  
t  
s  
o  
n

Average RPI Win:		151	WON-LOST RECORD		WINNING PCT. RANK		LAST 10 GAMES		STRENGTH OF SCHEDULE		OPP. STRENGTH OF SCHEDULE		TEAM RPI		ADJ RPI		CONF. RPI		ADJ CONF. RPI				
Average RPI Loss:		93																					
DIV. I ONLY			36-22-0		.62069 75		7-3-0		143		84		80		.5315 86		10		9				
DIV. I NON-CONF.			20-12-0		.625 70		2-2-0		164		116		87		.52733 86		7		7				
TOTALS		RPI 1-25		RPI 26-50		W-L RECORDS		RPI 51-100		RPI 101-150		RPI 150+											
36-22-0		0-3-0		5-8-0		OVERALL		4-1-0		7-6-0		20-4-0											
16-4-0		0-0-0		0-0-0		HOME		0-0-0		3-3-0		13-1-0											
11-11-0		0-2-0		2-7-0		AWAY		4-1-0		1-1-0		4-0-0											
9-7-0		0-1-0		3-1-0		NEUTRAL		0-0-0		3-2-0		3-3-0											
20-12-0		0-3-0		1-2-0		NON-CONFERENCE		1-1-0		6-3-0		12-3-0											
8-0-0		0-0-0		0-0-0		HOME		0-0-0		3-0-0		5-0-0											
6-5-0		0-2-0		0-0-		AWAY		1-1-0		1-1-0		4-0-0											
6-7-0		0-1-0		1-1-0		NEUTRAL		0-0-0		2-2-0		3-3-0											
16-10-0		0-0-0		4-6-0		CONFERENCE		3-0-0		1-3-0		8-1-0											
8-4-0		0-0-0		0-0-0		HOME		0-0-0		0-3-0		8-1-0											
5-6-0		0-0-0		2-6-0		AWAY		3-0-0		0-0-0		0-0-0											
3-0-0		0-0-0		2-0-0		NEUTRAL		0-0-0		1-0-0		0-0-0											
RPI	S	Opponent		Score		RPI	S	Opponent		Score		RPI	S	Opponent		Score							
5	N	Michigan		1	6	29	A	UAB		0	1	80	A	UNC Greensboro		4	3						
12	A	Kentucky		1	2	29	A	UAB		0	2	80	A	UNC Greensboro		2	7						
12	A	Kentucky		3	4	29	N	UAB		1	0	80	A	UCF		3	1						
						30	A	Tulsa		0	6	85	A	Stetson		6	4						
						30	A	Tulsa		0	8	90	A	Georgia Tech		6	7						
						30	A	Tulsa		6	9												
						33	N	Virginia Tech		2	3												
						35	A	South Fla.		0	8												
						36	A	Houston		13	1												
						36	A	Houston		4	6												
						36	A	Houston		5	4												
						36	N	Houston		3	1												
						44	N	Notre Dame		3	1												
						LAST 10 GAMES																	
						44	N	Notre Dame		3	1	144	N	East Carolina		5	4	203	A	Radford			
						33	N	Virginia Tech		2	3	234	H	UTEP		8	3	210	A	Morehead St.			
						12	A	Kentucky		1	2	234	H	UTEP		4	6	216	N	Miami (OH)			
						36	N	Houston		3	1	234	H	UTEP		4	2	216	N	Miami (OH)			
						29	N	UAB		1	0	210	A	Morehead St.		5	1	218	H	Wright St.			

Non-Div. I Games:

Marshall

RPI	S	Opponent	Score	
218	H	Wright St.	2	0
219	H	Buffalo	5	0
220	N	Quinnipiac	6	1
225	N	Drexel	4	0
225	N	Drexel	3	4
228	H	Northern Ky.	6	1
228	H	Northern Ky.	4	1
234	H	UTEP	4	2
234	H	UTEP	4	6
234	H	UTEP	8	3

Marshall

[illegible]

**Non-Div. I Games:**

Creighton

RPI	S	Opponent	Score	
197	N	Butler	3	0
232	A	Indiana St.	9	1
232	A	Indiana St.	16	5
232	A	Indiana St.	3	1
236	N	Youngstown St.	6	2
246	N	Saint Francis (PA)	2	0
262	N	North Dakota	9	0
272	N	Ark.-Pine Bluff	16	2
287	N	Grambling	10	0

Creighton

C  
r  
e  
i  
g  
h  
t  
o  
n

C  
r  
e  
i  
g  
h  
t  
o  
n

[illegible]

<b>Non-Div. I Games:</b>	<b>Ark.-Monticello</b>	<b>2</b>	<b>1</b>	<b>Southern Ark.</b>	<b>9</b>	<b>1</b>
--------------------------	------------------------	----------	----------	----------------------	----------	----------

Central Ark.

RPI	S	Opponent	Score	
226	A	A&M-Corpus Christi	5	6
226	A	A&M-Corpus Christi	4	6
228	N	Northern Ky.	6	0
228	N	Northern Ky.	6	7
230	N	Jackson St.	7	3
230	N	Jackson St.	1	2
272	H	Ark.-Pine Bluff	8	0
272	H	Ark.-Pine Bluff	20	2
272	H	Ark.-Pine Bluff	10	2
272	H	Ark.-Pine Bluff	17	2
287	H	Grambling	8	0

Central Ark.

C  
e  
n  
t  
r  
a  
l  
A  
r  
k  
.

C  
e  
n  
t  
r  
a  
l  
A  
r  
k  
.



Average RPI Win: 172		WON-LOST	WINNING	LAST 10	STRENGTH OF		OPP. STRENGTH	TEAM	ADJ		CONF.	ADJ CONF.			
Average RPI Loss: 116		RECORD	PCT. RANK	GAMES	SCHEDULE		OF SCHEDULE	RPI	RPI		RPI	RPI			
DIV. I ONLY		32-16-0	.66667	45	7-3-0		182	163	86	.52928	89	18	18		
DIV. I NON-CONF.		17-11-0	.60714	78	1-2-0		192	162	108	.51418	110	21	21		
TOTALS		RPI 1-25	RPI 26-50		W-L RECORDS		RPI 51-100		RPI 101-150		RPI 150+				
32-16-0		0-2-0	1-0-0		OVERALL		5-6-0		8-4-0		18-4-0				
10-4-0		0-0-0	0-0-0		HOME		1-4-0		0-0-0		9-0-0				
12-6-0		0-1-0	1-0-0		AWAY		3-2-0		5-3-0		3-0-0				
10-6-0		0-1-0	0-0-0		NEUTRAL		1-0-0		3-1-0		6-4-0				
17-11-0		0-2-0	1-0-0		NON-CONFERENCE		3-2-0		5-4-0		8-3-0				
5-1-0		0-0-0	0-0-0		HOME		1-1-0		0-0-0		4-0-0				
5-5-0		0-1-0	1-0-		AWAY		1-1-0		3-3-0		0-0-0				
7-5-0		0-1-0	0-0-0		NEUTRAL		1-0-0		2-1-0		4-3-0				
15-5-0		0-0-0	0-0-0		CONFERENCE		2-4-0		3-0-0		10-1-0				
5-3-0		0-0-0	0-0-0		HOME		0-3-0		0-0-0		5-0-0				
7-1-0		0-0-0	0-0-0		AWAY		2-1-0		2-0-0		3-0-0				
3-1-0		0-0-0	0-0-0		NEUTRAL		0-0-0		1-0-0		2-1-0				
RPI S	Opponent	Score		RPI S	Opponent	Score		RPI S	Opponent	Score		RPI S	Opponent	Score	
18 A	Louisville	1	2	49 A	Lipscomb	5	1	59 A	Texas Tech	5	4	103 A	Iowa St.	8	5
20 N	UCLA	0	8					59 A	Texas Tech	4	12	122 N	Troy	5	4
								62 A	North Dakota St.	4	7	139 A	Loyola Chicago	4	0
								62 A	North Dakota St.	2	0	139 A	Loyola Chicago	0	1
								62 A	North Dakota St.	7	4	140 A	Bowling Green	6	4
								62 H	North Dakota St.	1	4	140 A	Bowling Green	1	7
								62 H	North Dakota St.	4	8	143 A	New Mexico	0	1
								62 H	North Dakota St.	1	3	145 A	South Dakota	7	4
								65 H	Ball St.	1	3	145 A	South Dakota	2	1
								65 H	Ball St.	3	1	145 N	South Dakota	5	2
								100 N	Central Mich.	10	6	147 N	Texas-Arlington	3	1
												147 N	Texas-Arlington	3	11
												161 N	Bradley	6	8
												161 N	Bradley	12	2
												167 H	Western Ill.	11	3
												167 H	Western Ill.	9	1
												182 N	Tennessee Tech	8	0
												189 N	Hampton	6	1
												196 H	Eastern Mich.	5	4
												196 H	Eastern Mich.	10	2
												223 H	IUPUI	4	0
												223 H	IUPUI	2	1
												223 H	IUPUI	2	1
												232 N	Indiana St.	0	9
												237 N	Northern Colo.	4	5
												251 N	South Dakota St.	3	0
												251 N	South Dakota St.	4	3
Non-Div. I Games: Concordia (MI)				8	0	Concordia (MI)				8	0	IPFW			

## LAST 10 GAMES

20 N	UCLA	0	8
18 A	Louisville	1	2
62 A	North Dakota St.	7	4
62 A	North Dakota St.	4	7
62 A	North Dakota St.	2	0

145 N	South Dakota	5	2
223 H	IUPUI	4	0
223 H	IUPUI	2	1
223 H	IUPUI	2	1
276 H	Detroit	8	0

223 H	IUPUI	2	1
232 N	Indiana St.	0	9
237 N	Northern Colo.	4	5
251 N	South Dakota St.	3	0
251 N	South Dakota St.	4	3

RPI	S	Opponent	Score	
251	N	South Dakota St.	3	4
262	N	North Dakota	6	0
264	A	Oakland	4	2
264	A	Oakland	1	0
264	A	Oakland	7	0
276	H	Detroit	8	0
276	H	Detroit	4	0

I  
P  
F  
W

I  
P  
F  
W

IPFW

Average RPI Win:		135	WON-LOST RECORD		WINNING PCT. RANK		LAST 10 GAMES		STRENGTH OF SCHEDULE		OPP. STRENGTH OF SCHEDULE		TEAM RPI		ADJ RPI		CONF. RPI		ADJ CONF. RPI	
DIV. I ONLY		25-30-0		.45455 163		4-6-0		50		44		89		.52821 90		5		5		
DIV. I NON-CONF.		15-19-0		.44118 171		0-1-0		48		47		94		.52335 94		5		5		
TOTALS		RPI 1-25		RPI 26-50		W-L RECORDS		RPI 51-100		RPI 101-150		RPI 150+								
25-30-0		0-8-0		4-11-0		OVERALL		4-6-0		5-3-0		12-2-0								
13-10-0		0-2-0		2-2-0		HOME		2-3-0		2-2-0		7-1-0								
10-11-0		0-2-0		2-5-0		AWAY		1-2-0		3-1-0		4-1-0								
2-9-0		0-4-0		0-4-0		NEUTRAL		1-1-0		0-0-0		1-0-0								
15-19-0		0-6-0		0-5-0		NON-CONFERENCE		3-4-0		3-2-0		9-2-0								
10-5-0		0-0-0		0-1-0		HOME		1-1-0		2-2-0		7-1-0								
3-6-0		0-2-0		0-0-		AWAY		1-2-0		1-0-0		1-1-0								
2-8-0		0-4-0		0-3-0		NEUTRAL		1-1-0		0-0-0		1-0-0								
10-11-0		0-2-0		4-6-0		CONFERENCE		1-2-0		2-1-0		3-0-0								
3-5-0		0-2-0		2-1-0		HOME		1-2-0		0-0-0		0-0-0								
7-5-0		0-0-0		2-4-0		AWAY		0-0-0		2-1-0		3-0-0								
0-1-0		0-0-0		0-1-0		NEUTRAL		0-0-0		0-0-0		0-0-0								
RPI	S	Opponent		Score		RPI	S	Opponent		Score		RPI	S	Opponent		Score				
3	N	Florida		3	5	28	A	Georgia		1	20	56	A	Kennesaw St.		17	3			
5	N	Michigan		1	6	28	H	Georgia		1	14	56	H	Kennesaw St.		8	9			
10	A	Missouri		0	16	33	A	Virginia Tech		10	4	69	N	Illinois		1	0			
10	A	Missouri		0	8	33	A	Virginia Tech		2	7	77	A	SIU Edwardsville		0	1			
16	H	Florida St.		0	8	33	A	Virginia Tech		2	10	77	A	SIU Edwardsville		1	2			
16	H	Florida St.		1	4	34	H	North Carolina St.		7	5	79	N	Fordham		10	11			
18	N	Louisville		3	6	34	H	North Carolina St.		7	2	86	H	Marshall		7	6			
22	N	California		0	8	34	H	North Carolina St.		4	12	92	H	Maryland		5	4			
						40	N	Oregon St.		1	9	92	H	Maryland		6	8			
						42	A	North Carolina		8	5	92	H	Maryland		5	14			
						42	A	North Carolina		1	7									
						42	A	North Carolina		6	11									
						42	N	North Carolina		2	6									
						44	N	Notre Dame		2	6									
						45	N	Northwestern		2	3									
LAST 10 GAMES																				
						42	N	North Carolina		2	6	16	H	Florida St.		0	8			
						209	A	Boston College		12	3	56	H	Kennesaw St.		8	9			
						209	A	Boston College		12	3	42	A	North Carolina		6	11			
						209	A	Boston College		10	5	42	A	North Carolina		1	7			
						16	H	Florida St.		1	4	42	A	North Carolina		8	5			
												235	A	Southeast Mo. St.		9	4			

Non-Div. I Games:

Georgia Tech

Average RPI Win: 164		WON-LOST	WINNING	LAST 10	STRENGTH OF		OPP. STRENGTH	TEAM	ADJ		CONF.	ADJ CONF.		
Average RPI Loss: 91		RECORD	PCT. RANK	GAMES	SCHEDULE		OF SCHEDULE	RPI	RPI		RPI	RPI		
DIV. I ONLY		29-20-0	.59184	85	6-4-0		137	80	91		.5276	91		
DIV. I NON-CONF.		14-12-0	.53846	117	1-0-0		88	28	77		.53547	77		
TOTALS		RPI 1-25	RPI 26-50		W-L RECORDS		RPI 51-100		RPI 101-150		RPI 150+			
29-20-0		0-6-0	2-3-0		OVERALL		5-2-0		4-2-0		18-7-0			
8-5-0		0-0-0	2-2-0		HOME		2-0-0		1-0-0		3-3-0			
8-10-0		0-4-0	0-1-0		AWAY		0-1-0		3-1-0		5-3-0			
13-5-0		0-2-0	0-0-0		NEUTRAL		3-1-0		0-1-0		10-1-0			
14-12-0		0-6-0	0-2-0		NON-CONFERENCE		3-2-0		1-2-0		10-0-0			
1-1-0		0-0-0	0-1-0		HOME		0-0-0		1-0-0		0-0-0			
0-7-0		0-4-0	0-0-		AWAY		0-1-0		0-1-0		0-0-0			
13-4-0		0-2-0	0-0-0		NEUTRAL		3-1-0		0-1-0		10-0-0			
15-8-0		0-0-0	2-1-0		CONFERENCE		2-0-0		3-0-0		8-7-0			
7-4-0		0-0-0	2-1-0		HOME		2-0-0		0-0-0		3-3-0			
8-3-0		0-0-0	0-0-0		AWAY		0-0-0		3-0-0		5-3-0			
0-1-0		0-0-0	0-0-0		NEUTRAL		0-0-0		0-0-0		0-1-0			
RPI	S	Opponent	Score		RPI	S	Opponent	Score		RPI	S	Opponent	Score	
1	A	Oklahoma	2	10	31	A	Arizona	3	5	62	N	North Dakota St.	2	1
1	A	Oklahoma	0	13	39	H	Iowa	0	18	69	N	Illinois	3	2
3	A	Florida	3	4	47	H	Illinois St.	4	1	78	A	Ole Miss	1	2
3	A	Florida	1	4	47	H	Illinois St.	5	6	81	N	McNeese St.	1	5
9	N	Alabama	2	8	47	H	Illinois St.	4	3	83	N	UT Martin	7	3
11	N	Nebraska	0	2						87	H	Creighton	9	1
										87	H	Creighton	5	4

Non-Div. I Games:

Drake

RPI	S	Opponent	Score	
240	N	Florida A&M	1	0
242	N	Mississippi Val.	7	0
248	N	Utah St.	5	0
250	N	Mt. St. Mary's	6	5

Drake

D  
r  
a  
k  
e

D  
r  
a  
k  
e

Average RPI Win: 157		WON-LOST	WINNING	LAST 10	STRENGTH OF		OPP. STRENGTH	TEAM	ADJ		CONF.	ADJ CONF.		
Average RPI Loss: 70		RECORD	PCT. RANK	GAMES	SCHEDULE		OF SCHEDULE	RPI	RPI		RPI	RPI		
DIV. I ONLY		31-26-0	.54386	118	7-3-0		98	79	88		.5257	92		
DIV. I NON-CONF.		18-17-0	.51429	138	2-0-0		141	172	131		.50169	130		
TOTALS		RPI 1-25	RPI 26-50		W-L RECORDS		RPI 51-100		RPI 101-150		RPI 150+			
31-26-0		1-8-0	5-9-0		OVERALL		3-3-0		4-0-0		18-6-0			
18-8-0		1-2-0	2-2-0		HOME		0-1-0		4-0-0		11-3-0			
6-5-0		0-0-0	3-3-0		AWAY		2-1-0		0-0-0		1-1-0			
7-13-0		0-6-0	0-4-0		NEUTRAL		1-1-0		0-0-0		6-2-0			
18-17-0		0-6-0	0-4-0		NON-CONFERENCE		1-2-0		1-0-0		16-5-0			
10-4-0		0-0-0	0-1-0		HOME		0-1-0		1-0-0		9-2-0			
1-1-0		0-0-0	0-0-		AWAY		0-0-0		0-0-0		1-1-0			
7-12-0		0-6-0	0-3-0		NEUTRAL		1-1-0		0-0-0		6-2-0			
13-9-0		1-2-0	5-5-0		CONFERENCE		2-1-0		3-0-0		2-1-0			
8-4-0		1-2-0	2-1-0		HOME		0-0-0		3-0-0		2-1-0			
5-4-0		0-0-0	3-3-0		AWAY		2-1-0		0-0-0		0-0-0			
0-1-0		0-0-0	0-1-0		NEUTRAL		0-0-0		0-0-0		0-0-0			
RPI	S	Opponent	Score		RPI	S	Opponent	Score		RPI	S	Opponent	Score	
5	N	Michigan	2	10	33	A	Virginia Tech	3	1	53	N	Oklahoma St.	0	1
10	N	Missouri	1	13	33	A	Virginia Tech	0	4	60	H	Ohio St.	9	10
11	N	Nebraska	1	8	33	A	Virginia Tech	9	7	79	N	Fordham	10	2
16	H	Florida St.	5	4	33	N	Virginia Tech	5	8	90	A	Georgia Tech	14	5
16	H	Florida St.	9	14	34	A	North Carolina St.	2	1	90	A	Georgia Tech	4	5
16	H	Florida St.	1	13	34	A	North Carolina St.	0	4	90	A	Georgia Tech	8	6
19	N	Hofstra	3	11	34	A	North Carolina St.	1	7					
20	N	UCLA	3	4	38	N	Mississippi St.	3	4					
22	N	California	2	3	39	H	Iowa	4	9					
					40	N	Oregon St.	0	8					
					42	H	North Carolina	9	1					
					42	H	North Carolina	9	4					
					42	H	North Carolina	1	8					
					44	N	Notre Dame	3	5					
LAST 10 GAMES					42	H	North Carolina	9	4	217	A	George Mason	3	8
					33	N	Virginia Tech	5	8	217	A	George Mason	4	3
					33	A	Virginia Tech	0	4	274	H	Delaware St.	11	0
					33	A	Virginia Tech	3	1	274	H	Delaware St.	12	3
					33	A	Virginia Tech	9	7	278	H	Coppin St.	7	3
					42	H	North Carolina	1	8	278	H	Coppin St.	9	0
										290	H	Howard	20	0

Non-Div. I Games:

Maryland

RPI	S	Opponent	Score	
290	H	Howard	13	0

Maryland

M  
a  
r  
y  
l  
a  
n  
d

M  
a  
r  
y  
l  
a  
n  
d

Average RPI Win:		182	WON-LOST RECORD		WINNING PCT. RANK	LAST 10 GAMES		STRENGTH OF SCHEDULE		OPP. STRENGTH OF SCHEDULE	TEAM RPI	ADJ RPI		CONF. RPI	ADJ CONF. RPI		
Average RPI Loss:		104															
DIV. I ONLY			36-20-0		.64286	63	7-3-0		180	144	92	.52418	93	16	17		
DIV. I NON-CONF.			15-12-0		.55556	104	2-0-0		202	101	136	.49976	136	18	18		
TOTALS		RPI 1-25		RPI 26-50		W-L RECORDS		RPI 51-100		RPI 101-150		RPI 150+					
36-20-0		0-4-0		0-2-0		OVERALL		7-3-0		3-6-0		26-5-0					
12-6-0		0-2-0		0-0-0		HOME		2-2-0		0-0-0		10-2-0					
13-7-0		0-1-0		0-1-0		AWAY		3-0-0		3-3-0		7-2-0					
11-7-0		0-1-0		0-1-0		NEUTRAL		2-1-0		0-3-0		9-1-0					
15-12-0		0-4-0		0-2-0		NON-CONFERENCE		2-0-0		0-4-0		13-2-0					
4-2-0		0-2-0		0-0-0		HOME		0-0-0		0-0-0		4-0-0					
1-5-0		0-1-0		0-0-		AWAY		0-0-0		0-2-0		1-1-0					
10-5-0		0-1-0		0-1-0		NEUTRAL		2-0-0		0-2-0		8-1-0					
21-8-0		0-0-0		0-0-0		CONFERENCE		5-3-0		3-2-0		13-3-0					
8-4-0		0-0-0		0-0-0		HOME		2-2-0		0-0-0		6-2-0					
12-2-0		0-0-0		0-0-0		AWAY		3-0-0		3-1-0		6-1-0					
1-2-0		0-0-0		0-0-0		NEUTRAL		0-1-0		0-1-0		1-0-0					
RPI	S	Opponent		Score		RPI	S	Opponent		Score		RPI	S	Opponent		Score	
4	A	Tennessee		0	8	26	A	Western Ky.		3	8	65	N	Ball St.		8	6
12	H	Kentucky		2	6	29	N	UAB		1	6	67	A	Eastern Ill.		5	1
12	H	Kentucky		3	4							67	H	Eastern Ill.		2	3
23	N	Wisconsin		1	5							67	H	Eastern Ill.		5	3
												77	H	SIU Edwardsville		1	4
												77	H	SIU Edwardsville		11	3
												83	A	UT Martin		5	3
												83	A	UT Martin		4	1
												83	N	UT Martin		3	4
												95	N	Central Conn. St.		6	1

Non-Div. I Games:

Eastern Ky.



RPI	S	Opponent	Score	
224	A	Belmont	12	7
224	A	Belmont	7	4
228	H	Northern Ky.	3	2
228	H	Northern Ky.	8	0
228	N	Northern Ky.	3	2
235	A	Southeast Mo. St.	6	4
235	A	Southeast Mo. St.	11	12
244	H	Tennessee St.	9	2
244	H	Tennessee St.	13	5
244	H	Tennessee St.	5	3
257	N	Toledo	9	2
257	N	Toledo	10	2
281	N	N.C. Central	9	0

Eastern Ky.

E  
a  
s  
t  
e  
r  
n  
K  
y  
.

E  
a  
s  
t  
e  
r  
n  
K  
y  
.

Average RPI Win:		161	WON-LOST RECORD		WINNING PCT. RANK		LAST 10 GAMES		STRENGTH OF SCHEDULE		OPP. STRENGTH OF SCHEDULE		TEAM RPI		ADJ RPI		CONF. RPI		ADJ CONF. RPI	
DIV. I ONLY			31-22-0		.58491 89		4-6-0		134		109		97		.52271 94		14		14	
DIV. I NON-CONF.			13-13-0		.5 139		2-2-0		174		71		142		.49852 140		14		14	
TOTALS		RPI 1-25		RPI 26-50		W-L RECORDS		RPI 51-100		RPI 101-150		RPI 150+								
31-22-0		0-4-0		1-2-0		OVERALL		4-6-0		10-6-0		16-4-0								
18-0-0		0-0-0		0-0-0		HOME		3-0-0		5-0-0		10-0-0								
9-17-0		0-2-0		1-2-0		AWAY		1-5-0		3-6-0		4-1-0								
4-5-0		0-1-0		0-0-0		NEUTRAL		0-1-0		2-0-0		2-3-0								
13-13-0		0-4-0		1-2-0		NON-CONFERENCE		0-3-0		5-1-0		7-3-0								
6-0-0		0-0-0		0-0-0		HOME		0-0-0		2-0-0		4-0-0								
4-9-0		0-3-0		1-0-		AWAY		0-3-0		1-1-0		2-0-0								
3-4-0		0-1-0		0-0-0		NEUTRAL		0-0-0		2-0-0		1-3-0								
18-9-0		0-0-0		0-0-0		CONFERENCE		4-3-0		5-5-0		9-1-0								
12-0-0		0-0-0		0-0-0		HOME		3-0-0		3-0-0		6-0-0								
5-8-0		0-0-0		0-0-0		AWAY		1-2-0		2-5-0		2-1-0								
1-1-0		0-0-0		0-0-0		NEUTRAL		0-1-0		0-0-0		1-0-0								
RPI	S	Opponent		Score		RPI	S	Opponent		Score		RPI	S	Opponent		Score				
4	A	Tennessee		0	9	37	A	South Carolina		0	5	55	A	FGCU		3	6			
9	N	Alabama		3	9	42	A	North Carolina		2	9	66	A	Auburn		0	10			
16	A	Florida St.		0	3	43	A	USC Upstate		6	3	66	A	Auburn		0	9			
16	A	Florida St.		7	8							73	A	Ga. Southern		0	3			
												73	A	Ga. Southern		0	1			
												73	A	Ga. Southern		2	0			
												97	H	Col. of Charleston		8	7			
												97	H	Col. of Charleston		10	7			
												97	H	Col. of Charleston		7	5			
												97	N	Col. of Charleston		0	2			
												104	A	UNC Greensboro		0	3			
												104	A	UNC Greensboro		1	3			
												104	A	UNC Greensboro		3	5			
												104	A	UNC Greensboro		6	1			
												107	N	Southern Ill.		10	9			
												122	N	Troy		5	2			
												131	H	Furman		3	2			
												131	H	Furman		5	3			
												131	H	Furman		5	4			
												136	A	Chattanooga		3	8			
												136	A	Chattanooga		5	1			
												136	A	Chattanooga		3	5			
												148	A	Winthrop		4	10			
												148	A	Winthrop		7	6			
												148	H	Winthrop		9	7			
												148	H	Winthrop		11	8			
												171	H	Samford		3	2			
												171	H	Samford		7	6			
												171	H	Samford		9	1			
												171	N	Samford		3	2			
												179	N	Southern Miss.		6	4			
												179	N	Southern Miss.		3	5			
												188	N	Wichita St.		3	4			
												188	N	Wichita St.		1	2			
												194	H	Elon		8	5			
												194	H	Elon		7	3			
												194	H	Elon		7	1			
LAST 10 GAMES																				
104 A UNC Greensboro						0	3	73 A Ga. Southern						0	1	188 N Wichita St.				
97 N Col. of Charleston						0	2	203 H Radford						2	1	188 N Wichita St.				
171 N Samford						3	2	203 H Radford						11	3	194 H Elon				
73 A Ga. Southern						0	3	66 A Auburn						0	9	194 H Elon				
73 A Ga. Southern						2	0	66 A Auburn						0	10	194 H Elon				

**Non-Div. I Games:**

Appalachian St.

RPI	S	Opponent	Score	
203	H	Radford	2	1
203	H	Radford	11	3
212	A	Western Caro.	5	4
212	A	Western Caro.	4	13
212	A	Western Caro.	6	1
227	A	Charleston So.	11	6
227	A	Charleston So.	3	1
279	H	N.C. A&T	5	3
279	H	N.C. A&T	1	0

Appalachian St.

A  
P  
P  
a  
l  
a  
c  
h  
i  
a  
n  
S  
t  
.

A  
P  
P  
a  
l  
a  
c  
h  
i  
a  
n  
S  
t  
.

Average RPI Win: 220		WON-LOST RECORD		WINNING PCT. RANK		LAST 10 GAMES		STRENGTH OF SCHEDULE		OPP. STRENGTH OF SCHEDULE		TEAM RPI		ADJ RPI		CONF. RPI		ADJ CONF. RPI	
Average RPI Loss: 106																			
DIV. I ONLY		36-15-0		.70588 34		8-2-0		222		225		95		.5224 95		23		23	
DIV. I NON-CONF.		17-11-0		.60714 78		3-2-0		223		235		141		.49674 146		23		23	
TOTALS		RPI 1-25		RPI 26-50		W-L RECORDS		RPI 51-100		RPI 101-150		RPI 150+							
36-15-0		0-4-0		0-0-0		OVERALL		2-4-0		3-3-0		31-4-0							
16-2-0		0-0-0		0-0-0		HOME		0-0-0		1-1-0		15-1-0							
11-8-0		0-4-0		0-0-0		AWAY		0-2-0		0-0-0		11-2-0							
9-5-0		0-0-0		0-0-0		NEUTRAL		2-2-0		2-2-0		5-1-0							
17-11-0		0-4-0		0-0-0		NON-CONFERENCE		1-2-0		2-2-0		14-3-0							
7-1-0		0-0-0		0-0-0		HOME		0-0-0		0-0-0		7-1-0							
4-5-0		0-4-0		0-0-		AWAY		0-0-0		0-0-0		4-1-0							
6-5-0		0-0-0		0-0-0		NEUTRAL		1-2-0		2-2-0		3-1-0							
19-4-0		0-0-0		0-0-0		CONFERENCE		1-2-0		1-1-0		17-1-0							
9-1-0		0-0-0		0-0-0		HOME		0-0-0		1-1-0		8-0-0							
7-3-0		0-0-0		0-0-0		AWAY		0-2-0		0-0-0		7-1-0							
3-0-0		0-0-0		0-0-0		NEUTRAL		1-0-0		0-0-0		2-0-0							
RPI S	Opponent	Score		RPI S	Opponent	Score		RPI S	Opponent	Score		RPI S	Opponent	Score					
13 A	LSU	2	3					51 N	Georgia St.	1	3	111 H	Robert Morris	3	1				
13 A	LSU	0	11					63 N	Northwestern St.	9	1	111 H	Robert Morris	2	3				
19 A	Hofstra	0	9					93 N	Eastern Ky.	1	6	124 N	Connecticut	2	10				
19 A	Hofstra	6	12					96 A	Monmouth	0	1	124 N	Connecticut	6	8				
								96 A	Monmouth	2	5	134 N	Loyola Marymount	4	0				
								96 N	Monmouth	5	1	146 N	Stephen F. Austin	8	4				
												156 N	Ill.-Chicago	2	3				
												180 H	Fairleigh Dickinson	4	0				
												180 H	Fairleigh Dickinson	9	1				
												181 A	LIU Brooklyn	9	1				
												181 A	LIU Brooklyn	5	0				
												181 N	LIU Brooklyn	5	4				
												181 N	LIU Brooklyn	4	3				
												189 A	Hampton	2	4				
												191 H	Bryant	8	1				
												191 H	Bryant	8	0				
												220 A	Quinnipiac	9	0				
												220 A	Quinnipiac	10	2				
												233 H	Sacred Heart	4	0				
												233 H	Sacred Heart	5	0				
												239 H	Hartford	4	6				
												239 H	Hartford	6	2				
												246 H	Saint Francis (PA)	12	11				
												246 H	Saint Francis (PA)	8	5				
												250 A	Mt. St. Mary's	3	5				
												250 A	Mt. St. Mary's	11	2				
												253 N	Siena	9	4				
				LAST 10 GAMES															
				63 N	Northwestern St.	9	1	96 N	Monmouth	5	1								
				13 A	LSU	0	11	283 A	UMES	2	0								
				13 A	LSU	2	3	283 A	UMES	10	1								
				181 N	LIU Brooklyn	4	3	220 A	Quinnipiac	9	0								
				181 N	LIU Brooklyn	5	4	220 A	Quinnipiac	10	2								

Non-Div. I Games:

Central Conn. St.

RPI	S	Opponent	Score	
255	N	Canisius	6	1
260	A	Holy Cross	2	0
260	A	Holy Cross	6	0
260	H	Holy Cross	8	0
260	H	Holy Cross	2	0
265	H	Rhode Island	11	3
265	H	Rhode Island	11	0
269	A	Wagner	8	0
269	A	Wagner	13	1
273	H	Yale	8	1
273	H	Yale	3	1
283	A	UMES	10	1
283	A	UMES	2	0
283	N	UMES	11	2

Central Conn. St.

C  
e  
n  
t  
r  
a  
l  
C  
o  
n  
n  
.  
S  
t  
.

C  
e  
n  
t  
r  
a  
l  
C  
o  
n  
n  
.  
S  
t  
.

Average RPI Win:	203	WON-LOST RECORD	WINNING PCT. RANK	LAST 10 GAMES	STRENGTH OF SCHEDULE	OPP. STRENGTH OF SCHEDULE	TEAM RPI	ADJ RPI	CONF. RPI	ADJ CONF. RPI		
DIV. I ONLY		31-16-0	.65957	51	7-3-0	162	235	94	.52152	96	23	23
DIV. I NON-CONF.		15-9-0	.625	70	1-0-0	142	252	91	.51936	102	23	23
<hr/>												
TOTALS	RPI 1-25	RPI 26-50		W-L RECORDS		RPI 51-100		RPI 101-150		RPI 150+		
31-16-0	0-0-0	0-0-0		OVERALL		2-6-0		5-4-0		24-6-0		
10-4-0	0-0-0	0-0-0		HOME		2-0-0		0-2-0		8-2-0		
18-8-0	0-0-0	0-0-0		AWAY		0-3-0		4-1-0		14-3-0		
3-4-0	0-0-0	0-0-0		NEUTRAL		0-2-0		1-1-0		2-1-0		
<hr/>												
15-9-0	0-0-0	0-0-0		NON-CONFERENCE		0-5-0		4-2-0		11-2-0		
3-1-0	0-0-0	0-0-0		HOME		0-0-0		0-0-0		3-1-0		
9-6-0	0-0-0	0-0-		AWAY		0-4-0		3-1-0		6-1-0		
3-2-0	0-0-0	0-0-0		NEUTRAL		0-1-0		1-1-0		2-0-0		
<hr/>												
16-7-0	0-0-0	0-0-0		CONFERENCE		2-1-0		1-2-0		13-4-0		
7-3-0	0-0-0	0-0-0		HOME		2-0-0		0-2-0		5-1-0		
9-2-0	0-0-0	0-0-0		AWAY		0-0-0		1-0-0		8-2-0		
0-2-0	0-0-0	0-0-0		NEUTRAL		0-1-0		0-0-0		0-1-0		
<hr/>												
RPI S	Opponent	Score	RPI S	Opponent	Score	RPI S	Opponent	Score	RPI S	Opponent	Score	
						52 A	North Florida	3 4	104 N	UNC Greensboro	2 5	
						52 A	North Florida	0 2	110 A	Penn	2 1	
						76 N	Longwood	4 8	110 A	Penn	17 2	
						80 A	UCF	0 2	111 A	Robert Morris	5 2	
						80 A	UCF	6 7	111 H	Robert Morris	0 4	
						95 H	Central Conn. St.	1 0	111 H	Robert Morris	2 6	
						95 H	Central Conn. St.	5 2	131 N	Furman	4 2	
						95 N	Central Conn. St.	1 5	141 A	Rutgers	6 3	
									148 A	Winthrop	7 8	
									155 H	Temple	8 5	
									155 H	Temple	3 7	
									180 H	Fairleigh Dickinson	1 0	
									180 H	Fairleigh Dickinson	4 7	
									181 A	LIU Brooklyn	8 2	
									181 A	LIU Brooklyn	1 2	
									181 N	LIU Brooklyn	0 7	
									191 H	Bryant	6 5	
									191 H	Bryant	7 1	
									201 N	Cornell	2 1	
									217 A	George Mason	3 1	
			217 A	George Mason	6 5							
			LAST 10 GAMES			220 A	Quinnipiac	3 0				
						220 A	Quinnipiac	1 8				
						221 A	Norfolk St.	11 0				
						221 A	Norfolk St.	10 0				
						233 A	Sacred Heart	1 0				
						233 A	Sacred Heart	6 1				
						111 A	Robert Morris	5 2				
						181 N	LIU Brooklyn	0 7				
						95 N	Central Conn. St.	1 5				
						246 H	Saint Francis (PA)	7 0				
						246 H	Saint Francis (PA)	6 0				

Non-Div. I Games:

Monmouth

RPI	S	Opponent	Score	
243	A	Bethune-Cookman	2	4
243	A	Bethune-Cookman	8	2
246	H	Saint Francis (PA)	6	0
246	H	Saint Francis (PA)	7	0
250	A	Mt. St. Mary's	7	3
250	A	Mt. St. Mary's	16	3
263	H	La Salle	7	0
263	H	La Salle	4	3
269	A	Wagner	9	0
269	A	Wagner	6	0
274	N	Delaware St.	5	1
277	A	Rider	11	3

Monmouth

M  
o  
n  
m  
o  
u  
t  
h

M  
o  
n  
m  
o  
u  
t  
h

Average RPI Win:		183	WON-LOST RECORD		WINNING PCT. RANK		LAST 10 GAMES		STRENGTH OF SCHEDULE		OPP. STRENGTH OF SCHEDULE		TEAM RPI		ADJ RPI		CONF. RPI		ADJ CONF. RPI	
DIV. I ONLY			37-20-0		.64912 58		6-4-0		189		191		98		.52143 97		14		14	
DIV. I NON-CONF.			19-10-0		.65517 60		0-0-0		220		236		112		.51146 115		14		14	
TOTALS		RPI 1-25		RPI 26-50		W-L RECORDS		RPI 51-100		RPI 101-150		RPI 150+								
37-20-0		1-3-0		0-4-0		OVERALL		3-6-0		11-1-0		22-6-0								
19-8-0		1-0-0		0-3-0		HOME		1-2-0		3-0-0		14-3-0								
14-6-0		0-0-0		0-0-0		AWAY		0-3-0		7-1-0		7-2-0								
4-6-0		0-3-0		0-1-0		NEUTRAL		2-1-0		1-0-0		1-1-0								
19-10-0		1-3-0		0-4-0		NON-CONFERENCE		0-1-0		2-0-0		16-2-0								
11-5-0		1-0-0		0-3-0		HOME		0-1-0		0-0-0		10-1-0								
7-1-0		0-0-0		0-0-		AWAY		0-0-0		2-0-0		5-1-0								
1-4-0		0-3-0		0-1-0		NEUTRAL		0-0-0		0-0-0		1-0-0								
18-10-0		0-0-0		0-0-0		CONFERENCE		3-5-0		9-1-0		6-4-0								
8-3-0		0-0-0		0-0-0		HOME		1-1-0		3-0-0		4-2-0								
7-5-0		0-0-0		0-0-0		AWAY		0-3-0		5-1-0		2-1-0								
3-2-0		0-0-0		0-0-0		NEUTRAL		2-1-0		1-0-0		0-1-0								
RPI	S	Opponent		Score		RPI	S	Opponent		Score		RPI	S	Opponent		Score				
4	H	Tennessee		3	1	38	H	Mississippi St.		0	8	73	H	Ga. Southern		4	3			
14	N	La.-Lafayette		0	16	38	H	Mississippi St.		1	12	73	H	Ga. Southern		1	2			
17	N	Texas A&M		4	6	41	H	James Madison		0	6	73	N	Ga. Southern		3	2			
19	N	Hofstra		2	6	41	N	James Madison		0	7	73	N	Ga. Southern		2	3			
												75	H	Syracuse		0	11			
												94	A	Appalachian St.		7	8			
												94	A	Appalachian St.		5	7			
												94	A	Appalachian St.		7	10			
												94	N	Appalachian St.		2	0			
</																				

Non-Div. I Games:

Col. of Charleston



RPI	S	Opponent	Score	
227	A	Charleston So.	4	6
249	H	Savannah St.	8	2
249	H	Savannah St.	8	0
255	H	Canisius	7	0
255	H	Canisius	11	0
269	H	Wagner	4	1
269	H	Wagner	3	2
281	A	N.C. Central	8	0
281	A	N.C. Central	8	2
291	A	South Carolina St.	2	0
291	A	South Carolina St.	8	0
291	H	South Carolina St.	5	0
291	H	South Carolina St.	6	1

Col. of Charleston

C  
o  
l  
.  
o  
f  
C  
h  
a  
r  
l  
e  
s  
t  
o  
n

C  
o  
l  
.  
o  
f  
C  
h  
a  
r  
l  
e  
s  
t  
o  
n

Average RPI Win:	216	WON-LOST RECORD	WINNING PCT. RANK	LAST 10 GAMES	STRENGTH OF SCHEDULE	OPP. STRENGTH OF SCHEDULE	TEAM RPI	ADJ RPI	CONF. RPI	ADJ CONF. RPI		
DIV. I ONLY		37-15-0	.71154	33	7-3-0	215	244	96	.51977	98	24	24
DIV. I NON-CONF.		20-11-0	.64516	64	3-0-0	214	257	119	.50405	127	26	26
<hr/>												
TOTALS	RPI 1-25	RPI 26-50		W-L RECORDS		RPI 51-100		RPI 101-150		RPI 150+		
37-15-0	0-0-0	0-2-0		OVERALL		0-1-0		7-7-0		30-5-0		
13-5-0	0-0-0	0-0-0		HOME		0-0-0		2-3-0		11-2-0		
13-5-0	0-0-0	0-0-0		AWAY		0-1-0		4-3-0		9-1-0		
11-5-0	0-0-0	0-2-0		NEUTRAL		0-0-0		1-1-0		10-2-0		
20-11-0	0-0-0	0-2-0		NON-CONFERENCE		0-1-0		1-3-0		19-5-0		
5-2-0	0-0-0	0-0-0		HOME		0-0-0		0-0-0		5-2-0		
5-4-0	0-0-0	0-0-		AWAY		0-1-0		1-2-0		4-1-0		
10-5-0	0-0-0	0-2-0		NEUTRAL		0-0-0		0-1-0		10-2-0		
17-4-0	0-0-0	0-0-0		CONFERENCE		0-0-0		6-4-0		11-0-0		
8-3-0	0-0-0	0-0-0		HOME		0-0-0		2-3-0		6-0-0		
8-1-0	0-0-0	0-0-0		AWAY		0-0-0		3-1-0		5-0-0		
1-0-0	0-0-0	0-0-0		NEUTRAL		0-0-0		1-0-0		0-0-0		
RPI	S	Opponent	Score	RPI	S	Opponent	Score	RPI	S	Opponent	Score	
32	N	Minnesota	0 1	55	A	FGCU	0 6	102	A	Coastal Caro.	0 8	
32	N	Minnesota	2 4					102	A	Coastal Caro.	4 2	
								105	N	Michigan St.	1 3	
								124	A	Connecticut	6 10	
								125	H	Stony Brook	0 2	
								125	H	Stony Brook	2 8	
								125	H	Stony Brook	4 0	
								125	H	Stony Brook	3 4	
								125	H	Stony Brook	2 1	
								125	N	Stony Brook	4 0	
								138	A	Binghamton	4 2	
								138	A	Binghamton	2 1	
								138	A	Binghamton	1 3	
								138	A	Binghamton	3 2	
								158	N	Villanova	0 5	
								173	H	Army	3 1	
								173	H	Army	4 3	
								180	N	Fairleigh Dickinson	4 7	
								186	A	Boston U.	8 0	
								186	A	Boston U.	3 0	
								188	N	Wichita St.	7 6	
								191	H	Bryant	3 8	
								191	H	Bryant	5 6	
								197	N	Butler	4 0	
								201	H	Cornell	3 0	
								201	H	Cornell	6 4	
								212	N	Western Caro.	5 2	
LAST 10 GAMES												
125	H	Stony Brook	2 8	138	A	Binghamton	1 3	191	H	Bryant	5 6	
125	H	Stony Brook	0 2	138	A	Binghamton	3 2	197	N	Butler	4 0	
138	A	Binghamton	4 2	173	H	Army	4 3	201	H	Cornell	3 0	
125	N	Stony Brook	4 0	173	H	Army	3 1	201	H	Cornell	6 4	
138	A	Binghamton	2 1	253	A	Siena	3 2	212	N	Western Caro.	5 2	

**Non-Div. I Games:**

Albany (NY)

RPI	S	Opponent	Score	
215	N	Green Bay	9	2
215	N	Green Bay	7	3
225	N	Drexel	9	0
239	H	Hartford	9	4
239	H	Hartford	1	0
239	H	Hartford	2	1
252	A	Manhattan	2	0
252	A	Manhattan	7	3
252	N	Manhattan	5	2
252	N	Manhattan	14	6
253	A	Siena	5	7
253	A	Siena	3	2
253	H	Siena	3	0
268	A	Maine	5	2
268	A	Maine	1	0
268	A	Maine	8	4
277	A	Rider	14	3
277	N	Rider	7	1
282	H	UMBC	8	0
282	H	UMBC	6	1
282	H	UMBC	8	0
288	N	Saint Peter's	7	0

Albany (NY)

[illegible]

**Non-Div. I Games:**

Colorado St.

C  
o  
l  
o  
r  
a  
d  
o  
s  
t  
.

Corrado Sott.

Colorado St.

Average RPI Win:		175	WON-LOST RECORD		WINNING PCT. RANK		LAST 10 GAMES		STRENGTH OF SCHEDULE		OPP. STRENGTH OF SCHEDULE		TEAM RPI		ADJ RPI		CONF. RPI		ADJ CONF. RPI	
DIV. I ONLY			33-20-0		.62264 74		7-3-0		183		154		101		.51881 100		19		19	
DIV. I NON-CONF.			14-13-0		.51852 128		0-2-0		166		121		138		.49989 135		20		20	
TOTALS		RPI 1-25		RPI 26-50		W-L RECORDS		RPI 51-100		RPI 101-150		RPI 150+								
33-20-0		0-3-0		0-2-0		OVERALL		1-4-0		13-5-0		19-6-0								
9-5-0		0-0-0		0-0-0		HOME		0-2-0		3-1-0		6-2-0								
8-8-0		0-1-0		0-2-0		AWAY		0-0-0		2-3-0		6-2-0								
16-7-0		0-2-0		0-0-0		NEUTRAL		1-2-0		8-1-0		7-2-0								
14-13-0		0-3-0		0-2-0		NON-CONFERENCE		1-2-0		4-4-0		9-2-0								
2-0-0		0-0-0		0-0-0		HOME		0-0-0		0-0-0		2-0-0								
0-6-0		0-1-0		0-0-		AWAY		0-0-0		0-3-0		0-0-0								
12-7-0		0-2-0		0-0-0		NEUTRAL		1-2-0		4-1-0		7-2-0								
19-7-0		0-0-0		0-0-0		CONFERENCE		0-2-0		9-1-0		10-4-0								
7-5-0		0-0-0		0-0-0		HOME		0-2-0		3-1-0		4-2-0								
8-2-0		0-0-0		0-0-0		AWAY		0-0-0		2-0-0		6-2-0								
4-0-0		0-0-0		0-0-0		NEUTRAL		0-0-0		4-0-0		0-0-0								
RPI	S	Opponent		Score		RPI	S	Opponent		Score		RPI	S	Opponent		Score				
5	A	Michigan		0	11	35	A	South Fla.		1	4	64	N	Saint Joseph's		8	3			
12	N	Kentucky		1	3	35	A	South Fla.		1	2	65	H	Ball St.		4	6			
22	N	California		1	8							65	H	Ball St.		0	12			
												79	N	Fordham		1	7			
												89	N	IPFW		6	10			
														105		N	Michigan St.	3	0	
														121		H	Kent St.	3	0	
														121		H	Kent St.	4	5	
														121		N	Kent St.	1	0	
														127		N	Penn St.	7	4	
														132		A	Northern Ill.	7	6	
														132		A	Northern Ill.	7	3	
														132		N	Northern Ill.	5	0	
														132		N	Northern Ill.	4	2	
														134		N	Loyola Marymount	1	2	
														139		N	Loyola Chicago	3	2	
														140		H	Bowling Green	4	2	
														140		H	Bowling Green	5	0	
														140		N	Bowling Green	8	0	
														143		A	New Mexico	0	4	
														143		A	New Mexico	1	4	
														146		N	Stephen F. Austin	6	3	
														150		A	Indiana	1	2	
														154		N	Providence	5	1	
														156		N	Ill.-Chicago	2	3	

**Non-Div. I Games:**

Central Mich.

RPI	S	Opponent	Score	
189	N	Hampton	8	6
196	A	Eastern Mich.	3	0
196	A	Eastern Mich.	4	8
199	A	Akron	3	2
199	A	Akron	12	1
216	H	Miami (OH)	0	2
216	H	Miami (OH)	4	2
218	N	Wright St.	3	2
219	H	Buffalo	7	1
219	H	Buffalo	6	1
220	N	Quinnipiac	9	1
257	H	Toledo	3	0
257	H	Toledo	2	3
269	N	Wagner	7	4
276	H	Detroit	13	3
276	H	Detroit	9	1

Central Mich.

C  
e  
n  
t  
r  
a  
l  
M  
i  
c  
h  
.

C  
e  
n  
t  
r  
a  
l  
M  
i  
c  
h  
.





Average RPI Win: 187		WON-LOST	WINNING	LAST 10	STRENGTH OF		OPP. STRENGTH	TEAM	ADJ		CONF.	ADJ CONF.		
Average RPI Loss: 101		RECORD	PCT. RANK	GAMES	SCHEDULE		OF SCHEDULE	RPI	RPI		RPI	RPI		
DIV. I ONLY		37-22-0	.62712	72	6-4-0		191	130	99	.51761	102	20	20	
DIV. I NON-CONF.		15-15-0	.5	139	0-2-0		137	77	125	.50479	125	19	19	
TOTALS		RPI 1-25	RPI 26-50		W-L RECORDS		RPI 51-100		RPI 101-150		RPI 150+			
37-22-0		0-2-0	0-6-0		OVERALL		4-6-0		7-3-0		26-5-0			
20-8-0		0-0-0	0-1-0		HOME		1-3-0		4-1-0		15-3-0			
13-10-0		0-0-0	0-4-0		AWAY		3-3-0		3-2-0		7-1-0			
4-4-0		0-2-0	0-1-0		NEUTRAL		0-0-0		0-0-0		4-1-0			
15-15-0		0-2-0	0-6-0		NON-CONFERENCE		1-6-0		2-0-0		12-1-0			
13-5-0		0-0-0	0-1-0		HOME		1-3-0		2-0-0		10-1-0			
0-7-0		0-0-0	0-0-		AWAY		0-3-0		0-0-0		0-0-0			
2-3-0		0-2-0	0-1-0		NEUTRAL		0-0-0		0-0-0		2-0-0			
22-7-0		0-0-0	0-0-0		CONFERENCE		3-0-0		5-3-0		14-4-0			
7-3-0		0-0-0	0-0-0		HOME		0-0-0		2-1-0		5-2-0			
13-3-0		0-0-0	0-0-0		AWAY		3-0-0		3-2-0		7-1-0			
2-1-0		0-0-0	0-0-0		NEUTRAL		0-0-0		0-0-0		2-1-0			
RPI	S	Opponent	Score		RPI	S	Opponent	Score		RPI	S	Opponent	Score	
4	N	Tennessee	3	10	34	N	North Carolina St.	2	4	56	A	Kennesaw St.	0	1
4	N	Tennessee	0	8	35	A	South Fla.	2	5	76	A	Longwood	11	5
					35	A	South Fla.	1	5	76	A	Longwood	6	5
					37	A	South Carolina	3	5	76	A	Longwood	3	0
					37	A	South Carolina	2	10	90	A	Georgia Tech	1	2
					41	H	James Madison	0	2	90	A	Georgia Tech	3	11
										97	H	Col. of Charleston	0	9
										97	H	Col. of Charleston	1	2
										98	H	Albany (NY)	2	4
										98	H	Albany (NY)	8	0
										113	H	Campbell	4	0
										113	H	Campbell	1	2
										113	H	Campbell	6	4
										139	H	Loyola Chicago	5	3
										139	H	Loyola Chicago	5	1
										148	A	Winthrop	3	1
										148	A	Winthrop	8	6
										148	A	Winthrop	6	4
										148	A	Winthrop	3	4
										148	A	Winthrop	5	9
										168	H	Georgetown	6	0
										168	H	Georgetown	3	0
										183	N	Missouri St.	10	6
										183	N	Missouri St.	5	2
										188	H	Wichita St.	2	5
										203	H	Radford	2	4
										203	H	Radford	1	4
										203	H	Radford	5	1
										203	N	Radford	3	2
										212	H	Western Caro.	4	0
										213	A	Liberty	9	5
										213	A	Liberty	9	0
										213	A	Liberty	5	1
										213	N	Liberty	2	1
										214	H	Presbyterian	5	1
										214	H	Presbyterian	6	2
										214	H	Presbyterian	14	2
LAST 10 GAMES														
					148	A	Winthrop	3	4	213	A	Liberty	9	5
					148	A	Winthrop	6	4	213	A	Liberty	5	1
					203	N	Radford	3	2	213	A	Liberty	9	0
					213	N	Liberty	2	1	97	H	Col. of Charleston	1	2
					227	N	Charleston So.	0	2	97	H	Col. of Charleston	0	9

Non-Div. I Games:

Coastal Caro.

Coastal Caro.

Average RPI Win: 163		WON-LOST RECORD	WINNING PCT. RANK	LAST 10 GAMES	STRENGTH OF SCHEDULE	OPP. STRENGTH OF SCHEDULE	TEAM RPI	ADJ RPI	CONF. RPI	ADJ CONF. RPI				
Average RPI Loss: 61														
DIV. I ONLY		21-34-0	.38182 207	2-8-0	36	57	105	.51712 103	3	3				
DIV. I NON-CONF.		17-20-0	.45946 161	2-2-0	118	120	143	.49908 139	3	3				
<hr/>														
TOTALS		RPI 1-25	RPI 26-50		W-L RECORDS		RPI 51-100		RPI 101-150		RPI 150+			
21-34-0		1-12-0	0-9-0		OVERALL		5-5-0		2-4-0		13-4-0			
11-8-0		0-0-0	0-5-0		HOME		5-3-0		0-0-0		6-0-0			
0-18-0		0-11-0	0-2-0		AWAY		0-2-0		0-2-0		0-1-0			
10-8-0		1-1-0	0-2-0		NEUTRAL		0-0-0		2-2-0		7-3-0			
17-20-0		1-3-0	0-6-0		NON-CONFERENCE		1-3-0		2-4-0		13-4-0			
7-3-0		0-0-0	0-2-0		HOME		1-1-0		0-0-0		6-0-0			
0-9-0		0-2-0	0-0-		AWAY		0-2-0		0-2-0		0-1-0			
10-8-0		1-1-0	0-2-0		NEUTRAL		0-0-0		2-2-0		7-3-0			
4-14-0		0-9-0	0-3-0		CONFERENCE		4-2-0		0-0-0		0-0-0			
4-5-0		0-0-0	0-3-0		HOME		4-2-0		0-0-0		0-0-0			
0-9-0		0-9-0	0-0-0		AWAY		0-0-0		0-0-0		0-0-0			
0-0-0		0-0-0	0-0-0		NEUTRAL		0-0-0		0-0-0		0-0-0			
RPI	S	Opponent	Score		RPI	S	Opponent	Score		RPI	S	Opponent	Score	
1	A	Oklahoma	1	24	32	H	Minnesota	1	13	53	H	Oklahoma St.	9	7
1	A	Oklahoma	0	8	32	H	Minnesota	6	12	53	H	Oklahoma St.	8	6
1	A	Oklahoma	0	12	35	A	South Fla.	0	6	53	H	Oklahoma St.	11	8
2	A	Texas	0	8	39	A	Iowa	3	8	55	A	FGCU	6	7
2	A	Texas	4	12	40	N	Oregon St.	1	9	59	H	Texas Tech	5	15
2	A	Texas	2	7	48	N	San Diego St.	4	7	59	H	Texas Tech	6	5
7	N	Oregon	2	1	50	H	Kansas	6	12	59	H	Texas Tech	4	6
9	A	Alabama	0	6	50	H	Kansas	3	12	89	H	IPFW	5	8
9	A	Alabama	4	13	50	H	Kansas	0	8	91	A	Drake	3	4
22	N	California	0	11						91	H	Drake	6	5
24	A	Baylor	0	13										
24	A	Baylor	3	4										
24	A	Baylor	5	7										
					LAST 10 GAMES									
					50	H	Kansas	3	12	190	H	UMKC	10	4
					50	H	Kansas	6	12	190	H	UMKC	7	4
					50	H	Kansas	0	8	1	A	Oklahoma	0	12
					91	A	Drake	3	4	1	A	Oklahoma	0	8
					39	A	Iowa	3	8	1	A	Oklahoma	1	24

Non-Div. I Games:

Iowa St.

Average RPI Win: 180		WON-LOST	WINNING	LAST 10	STRENGTH OF		OPP. STRENGTH	TEAM	ADJ		CONF.	ADJ CONF.			
Average RPI Loss: 113		RECORD	PCT. RANK	GAMES	SCHEDULE		OF SCHEDULE	RPI	RPI		RPI	RPI			
DIV. I ONLY		38-19-0	.66667	45	5-5-0		229	160	103	.51674	104	14	14		
DIV. I NON-CONF.		23-7-0	.76667	22	0-0-0		263	210	89	.5254	92	14	14		
<hr/>															
TOTALS		RPI 1-25		RPI 26-50		W-L RECORDS		RPI 51-100		RPI 101-150		RPI 150+			
38-19-0		0-0-0		0-3-0		OVERALL		9-7-0		3-4-0		26-5-0			
18-10-0		0-0-0		0-0-0		HOME		6-5-0		1-2-0		11-3-0			
12-8-0		0-0-0		0-3-0		AWAY		1-2-0		1-2-0		10-1-0			
8-1-0		0-0-0		0-0-0		NEUTRAL		2-0-0		1-0-0		5-1-0			
23-7-0		0-0-0		0-3-0		NON-CONFERENCE		4-1-0		1-0-0		18-3-0			
10-3-0		0-0-0		0-0-0		HOME		2-1-0		0-0-0		8-2-0			
5-3-0		0-0-0		0-0-		AWAY		0-0-0		0-0-0		5-0-0			
8-1-0		0-0-0		0-0-0		NEUTRAL		2-0-0		1-0-0		5-1-0			
15-12-0		0-0-0		0-0-0		CONFERENCE		5-6-0		2-4-0		8-2-0			
8-7-0		0-0-0		0-0-0		HOME		4-4-0		1-2-0		3-1-0			
7-5-0		0-0-0		0-0-0		AWAY		1-2-0		1-2-0		5-1-0			
0-0-0		0-0-0		0-0-0		NEUTRAL		0-0-0		0-0-0		0-0-0			
RPI	S	Opponent	Score	RPI	S	Opponent	Score	RPI	S	Opponent	Score	RPI	S	Opponent	Score
				33	A	Virginia Tech	1 8	67	H	Eastern Ill.	5 1	108	N	Virginia	2 1
				33	A	Virginia Tech	9 10	67	N	Eastern Ill.	2 0	131	H	Furman	1 0
				42	A	North Carolina	3 7	73	A	Ga. Southern	2 5	131	H	Furman	5 10
								73	A	Ga. Southern	2 1	131	H	Furman	0 8
								73	A	Ga. Southern	3 7	136	A	Chattanooga	5 6
								73	H	Ga. Southern	0 1	136	A	Chattanooga	8 7
								86	H	Marshall	7 2	136	A	Chattanooga	9 13
								86	H	Marshall	3 4	153	H	Towson	0 1
								94	H	Appalachian St.	3 1	164	N	Dayton	6 4
								94	H	Appalachian St.	1 6	169	H	Charlotte	4 8
								94	H	Appalachian St.	5 3	169	H	Charlotte	8 6
								94	H	Appalachian St.	3 0	171	H	Samford	4 0
								96	N	Monmouth	5 2	171	H	Samford	9 1
								97	H	Col. of Charleston	2 0	171	H	Samford	0 5
								97	H	Col. of Charleston	1 3	171	H	Samford	12 2
								97	H	Col. of Charleston	5 7	194	A	Elon	5 8
												194	A	Elon	10 2
												194	A	Elon	5 1
												212	A	Western Caro.	11 1
												212	A	Western Caro.	7 3
												212	A	Western Caro.	5 1
				LAST 10 GAMES											
				73	H	Ga. Southern	0 1	97	H	Col. of Charleston	2 0	213	H	Liberty	8 0
				171	H	Samford	12 2	97	H	Col. of Charleston	5 7	213	H	Liberty	5 4
				94	H	Appalachian St.	3 0	73	A	Ga. Southern	3 7	217	N	George Mason	5 4
				131	H	Furman	1 0	73	A	Ga. Southern	2 5	217	N	George Mason	2 1
				97	H	Col. of Charleston	1 3	73	A	Ga. Southern	2 1	220	H	Quinnipiac	9 1
												220	H	Quinnipiac	10 8

Non-Div. I Games:

UNC Greensboro

RPI	S	Opponent	Score	
224	N	Belmont	0	1
224	N	Belmont	1	0
225	H	Drexel	9	4
227	A	Charleston So.	5	4
239	N	Hartford	3	1
241	A	UNC Wilmington	9	0
261	A	Alabama St.	4	0
279	A	N.C. A&T	10	1
279	A	N.C. A&T	11	8
281	H	N.C. Central	11	3
281	H	N.C. Central	10	0

UNC Greensboro

U  
N  
C  
G  
r  
e  
e  
n  
s  
b  
o  
r  
o

U  
N  
C  
G  
r  
e  
e  
n  
s  
b  
o  
r  
o

Average RPI Win:		142	WON-LOST		WINNING		LAST 10		STRENGTH OF		OPP. STRENGTH		TEAM	ADJ		CONF.	ADJ CONF.	
Average RPI Loss:		74	RECORD		PCT. RANK		GAMES		SCHEDULE		OF SCHEDULE		RPI	RPI		RPI	RPI	
DIV. I ONLY			24-25-0		.4898		145		3-7-0		90		61		104		.51645	
DIV. I NON-CONF.			15-14-0		.51724		129		1-0-0		113		127		107		.5146	
TOTALS		RPI 1-25		RPI 26-50		W-L RECORDS		RPI 51-100		RPI 101-150		RPI 150+						
24-25-0		2-5-0		1-4-0		OVERALL		3-10-0		10-2-0		8-4-0						
6-6-0		0-2-0		0-1-0		HOME		0-3-0		5-0-0		1-0-0						
7-8-0		2-3-0		0-0-0		AWAY		1-4-0		4-1-0		0-0-0						
11-11-0		0-0-0		1-3-0		NEUTRAL		2-3-0		1-1-0		7-4-0						
15-14-0		0-1-0		1-4-0		NON-CONFERENCE		3-5-0		3-0-0		8-4-0						
1-1-0		0-0-0		0-1-0		HOME		0-0-0		0-0-0		1-0-0						
3-3-0		0-1-0		0-0-		AWAY		1-2-0		2-0-0		0-0-0						
11-10-0		0-0-0		1-3-0		NEUTRAL		2-3-0		1-0-0		7-4-0						
9-11-0		2-4-0		0-0-0		CONFERENCE		0-5-0		7-2-0		0-0-0						
5-5-0		0-2-0		0-0-0		HOME		0-3-0		5-0-0		0-0-0						
4-5-0		2-2-0		0-0-0		AWAY		0-2-0		2-1-0		0-0-0						
0-1-0		0-0-0		0-0-0		NEUTRAL		0-0-0		0-1-0		0-0-0						
RPI	S	Opponent		Score		RPI	S	Opponent		Score		RPI	S	Opponent		Score		
5	A	Michigan		2	21	37	N	South Carolina		3	11	55	A	FGCU		0	6	
5	H	Michigan		7	8	37	N	South Carolina		5	12	60	A	Ohio St.		1	4	
5	H	Michigan		2	11	44	H	Notre Dame		0	2	60	A	Ohio St.		3	6	
8	A	Arizona St.		2	9	47	N	Illinois St.		3	2	65	N	Ball St.		2	7	
23	A	Wisconsin		11	5	50	N	Kansas		0	1	65	N	Ball St.		4	2	
23	A	Wisconsin		9	4							69	H	Illinois		0	10	
23	A	Wisconsin		0	3							69	H	Illinois		2	6	
												69	H	Illinois		2	10	
												72	N	Jacksonville		2	5	
												85	A	Stetson		1	6	
												85	A	Stetson		4	1	
												98	N	Albany (NY)		3	1	
												100	N	Central Mich.		0	3	

Non-Div. I Games:

Michigan St.



RPI	S	Opponent	Score	
198	A	San Diego	2	1
200	H	CSU Bakersfield	1	3
200	H	CSU Bakersfield	8	5
200	H	CSU Bakersfield	4	1
200	H	CSU Bakersfield	13	6
205	N	Seattle	10	0
231	H	Southern Utah	8	0
231	H	Southern Utah	8	0
248	A	Utah St.	5	0
259	A	Santa Clara	3	0
259	A	Santa Clara	3	0
259	A	Santa Clara	11	0
259	A	Santa Clara	3	0
268	N	Maine	3	2
268	N	Maine	6	4

B  
Y  
U

B  
Y  
U



Average RPI Win: 130		WON-LOST	WINNING	LAST 10	STRENGTH OF		OPP. STRENGTH	TEAM	ADJ		CONF.	ADJ CONF.
Average RPI Loss: 104		RECORD	PCT. RANK	GAMES	SCHEDULE		OF SCHEDULE	RPI	RPI		RPI	RPI
DIV. I ONLY		25-27-0	.48077	148	5-5-0		80	105	111		.51577	107
DIV. I NON-CONF.		12-16-0	.42857	180	0-2-0		38	89	100		.52114	100
TOTALS		RPI 1-25	RPI 26-50		W-L RECORDS		RPI 51-100		RPI 101-150		RPI 150+	
25-27-0		1-2-0	3-3-0		OVERALL		4-12-0		5-3-0		12-7-0	
14-6-0		0-1-0	0-0-0		HOME		1-4-0		3-0-0		10-1-0	
3-13-0		0-0-0	2-1-0		AWAY		1-5-0		0-2-0		0-5-0	
8-8-0		1-1-0	1-2-0		NEUTRAL		2-3-0		2-1-0		2-1-0	
12-16-0		1-2-0	1-2-0		NON-CONFERENCE		3-8-0		5-0-0		2-4-0	
5-3-0		0-1-0	0-0-0		HOME		1-2-0		3-0-0		1-0-0	
0-6-0		0-0-0	0-0-		AWAY		0-3-0		0-0-0		0-3-0	
7-7-0		1-1-0	1-2-0		NEUTRAL		2-3-0		2-0-0		1-1-0	
13-11-0		0-0-0	2-1-0		CONFERENCE		1-4-0		0-3-0		10-3-0	
9-3-0		0-0-0	0-0-0		HOME		0-2-0		0-0-0		9-1-0	
3-7-0		0-0-0	2-1-0		AWAY		1-2-0		0-2-0		0-2-0	
1-1-0		0-0-0	0-0-0		NEUTRAL		0-0-0		0-1-0		1-0-0	
RPI S	Opponent	Score	RPI S	Opponent	Score	RPI S	Opponent	Score	RPI S	Opponent	Score	
9 N	Alabama	1 10	33 N	Virginia Tech	2 4	55 A	FGCU	0 6	117 N	UC Davis	8 7	
19 N	Hofstra	7 5	33 N	Virginia Tech	0 9	67 A	Eastern Ill.	0 8	119 A	UNI	1 2	
23 H	Wisconsin	3 7	35 N	South Fla.	5 4	69 H	Illinois	2 4	119 A	UNI	3 4	
			47 A	Illinois St.	11 10	73 N	Ga. Southern	0 1	119 N	UNI	4 6	
			47 A	Illinois St.	9 3	73 N	Ga. Southern	10 1	126 H	Saint Louis	7 6	
			47 A	Illinois St.	6 10	77 H	SIU Edwardsville	4 6	126 H	Saint Louis	11 3	
						79 N	Fordham	4 0	132 H	Northern Ill.	12 4	
						80 N	UCF	2 5	136 N	Chattanooga	6 3	
						83 A	UT Martin	4 5	161 H	Bradley	4 3	
						87 A	Creighton	0 5	161 H	Bradley	3 2	
						87 A	Creighton	6 1	161 H	Bradley	6 5	
						87 A	Creighton	5 6	170 A	Evansville	2 4	
						91 H	Drake	7 9	170 A	Evansville	7 8	
						91 H	Drake	9 11	170 H	Evansville	4 3	
						93 H	Eastern Ky.	9 1	172 N	Massachusetts	3 4	
						94 N	Appalachian St.	9 10	181 N	LIU Brooklyn	4 2	
									183 H	Missouri St.	7 5	
									183 H	Missouri St.	7 1	
									183 H	Missouri St.	5 4	
									188 H	Wichita St.	2 6	
									188 H	Wichita St.	14 6	
									188 H	Wichita St.	7 6	
									188 N	Wichita St.	7 1	
									197 H	Butler	9 0	
									207 A	Austin Peay	2 8	
									207 A	Austin Peay	7 11	
									235 A	Southeast Mo. St.	7 14	
LAST 10 GAMES			LAST 10 GAMES			LAST 10 GAMES			LAST 10 GAMES			
			119 N	UNI	4 6	161 H	Bradley	4 3				
			188 N	Wichita St.	7 1	235 A	Southeast Mo. St.	7 14				
			69 H	Illinois	2 4	170 H	Evansville	4 3				
			161 H	Bradley	3 2	87 A	Creighton	0 5				
			161 H	Bradley	6 5	87 A	Creighton	5 6				

Non-Div. I Games:

Southern Ill.

## Virginia

Through Games Of June 4, 2013 (FINAL)

Average RPI Win: 169		WON-LOST	WINNING	LAST 10	STRENGTH OF		OPP. STRENGTH	TEAM	ADJ	CONF.	ADJ CONF.
Average RPI Loss: 52		RECORD	PCT. RANK	GAMES	SCHEDULE		OF SCHEDULE	RPI	RPI	RPI	RPI
DIV. I ONLY		21-28-0	.42857	182	3-7-0		61	60	113	.51573	108
DIV. I NON-CONF.		17-10-0	.62963	68	2-0-0		63	125	51	.5604	53
TOTALS		RPI 1-25	RPI 26-50		W-L RECORDS		RPI 51-100		RPI 101-150		RPI 150+
21-28-0		0-8-0	2-11-0		OVERALL		4-6-0		2-2-0		13-1-0
9-10-0		0-0-0	1-7-0		HOME		3-2-0		0-0-0		5-1-0
5-12-0		0-5-0	0-3-0		AWAY		0-3-0		1-1-0		4-0-0
7-6-0		0-3-0	1-1-0		NEUTRAL		1-1-0		1-1-0		4-0-0
17-10-0		0-5-0	1-2-0		NON-CONFERENCE		3-1-0		2-2-0		11-0-0
5-2-0		0-0-0	0-2-0		HOME		2-0-0		0-0-0		3-0-0
5-3-0		0-2-0	0-0-		AWAY		0-0-0		1-1-0		4-0-0
7-5-0		0-3-0	1-0-0		NEUTRAL		1-1-0		1-1-0		4-0-0
4-18-0		0-3-0	1-9-0		CONFERENCE		1-5-0		0-0-0		2-1-0
4-8-0		0-0-0	1-5-0		HOME		1-2-0		0-0-0		2-1-0
0-9-0		0-3-0	0-3-0		AWAY		0-3-0		0-0-0		0-0-0
0-1-0		0-0-0	0-1-0		NEUTRAL		0-0-0		0-0-0		0-0-0
RPI S	Opponent	Score	RPI S	Opponent	Score	RPI S	Opponent	Score	RPI S	Opponent	Score
6 N	Washington	1 7	33 H	Virginia Tech	7 3	62 N	North Dakota St.	1 5	104 N	UNC Greensboro	1 2
7 N	Oregon	0 13	33 H	Virginia Tech	0 6	76 H	Longwood	8 7	111 N	Robert Morris	4 0
13 A	LSU	2 7	33 H	Virginia Tech	1 5	76 H	Longwood	5 3	113 A	Campbell	0 8
13 A	LSU	0 4	34 H	North Carolina St.	0 10	90 H	Georgia Tech	3 7	148 A	Winthrop	5 0
16 A	Florida St.	0 2	34 H	North Carolina St.	0 2	90 H	Georgia Tech	2 5	160 H	George Washington	2 1
16 A	Florida St.	2 10	34 H	North Carolina St.	1 10	90 H	Georgia Tech	4 2	176 N	Memphis	2 0
16 A	Florida St.	2 3	34 N	North Carolina St.	0 7	92 A	Maryland	5 6	177 N	Nicholls St.	4 3
25 N	Stanford	0 4	41 H	James Madison	2 10	92 A	Maryland	6 9	209 H	Boston College	4 1
			41 H	James Madison	2 3	92 A	Maryland	5 6	209 H	Boston College	3 2
			42 A	North Carolina	1 2	99 N	Colorado St.	7 1	209 H	Boston College	2 3
			42 A	North Carolina	1 5				213 A	Liberty	7 6
			42 A	North Carolina	1 2				213 A	Liberty	7 3
			48 N	San Diego St.	5 2				217 A	George Mason	8 0
									217 A	George Mason	15 3
									265 N	Rhode Island	4 2
									270 N	St. Bonaventure	15 5
									274 H	Delaware St.	10 1
									274 H	Delaware St.	9 1
LAST 10 GAMES											
			34 N	North Carolina St.	0 7	213 A	Liberty	7 6			
			33 H	Virginia Tech	7 3	34 H	North Carolina St.	0 2			
			33 H	Virginia Tech	0 6	34 H	North Carolina St.	1 10			
			33 H	Virginia Tech	1 5	34 H	North Carolina St.	0 10			
			213 A	Liberty	7 3	16 A	Florida St.	0 2			

Non-Div. I Games:

Virginia



RPI	S	Opponent	Score	
202	A	Sacramento St.	0	1
202	A	Sacramento St.	5	1
202	N	Sacramento St.	7	9
231	N	Southern Utah	6	5
231	N	Southern Utah	5	9
237	H	Northern Colo.	10	6
237	H	Northern Colo.	9	0
259	H	Santa Clara	10	2
259	H	Santa Clara	10	0
266	N	Weber St.	13	7

Nevada

[illegible]

**Non-Div. I Games:**

Penn

RPI	S	Opponent	Score	
233	N	Sacred Heart	5	1
245	A	Columbia	6	8
245	A	Columbia	6	2
245	H	Columbia	12	4
245	H	Columbia	2	1
260	H	Holy Cross	8	0
260	H	Holy Cross	5	1
260	N	Holy Cross	12	4
271	A	Brown	6	4
271	A	Brown	7	1
273	A	Yale	9	0
273	A	Yale	7	0
280	H	Lafayette	11	2
280	H	Lafayette	8	0

Penn

P  
e  
n  
n

P  
e  
n  
n

Average RPI Win:	194	WON-LOST	WINNING	LAST 10	STRENGTH OF	OPP. STRENGTH	TEAM	ADJ	CONF.	ADJ CONF.	
Average RPI Loss:	143	RECORD	PCT. RANK	GAMES	SCHEDULE	OF SCHEDULE	RPI	RPI	RPI	RPI	
DIV. I ONLY	30-17-1	.63542	69	5-5-0	196	214	109	.5125	111	23	23
DIV. I NON-CONF.	14-11-1	.55769	103	0-1-0	189	211	140	.49686	145	23	23
<hr/>											
TOTALS	RPI 1-25	RPI 26-50		W-L RECORDS		RPI 51-100		RPI 101-150		RPI 150+	
30-17-1	0-0-0	0-0-0		OVERALL		5-6-0		3-2-1		22-9-0	
11-4-1	0-0-0	0-0-0		HOME		0-1-0		2-1-1		9-2-0	
8-7-0	0-0-0	0-0-0		AWAY		3-4-0		0-0-0		5-3-0	
11-6-0	0-0-0	0-0-0		NEUTRAL		2-1-0		1-1-0		8-4-0	
<hr/>											
14-11-1	0-0-0	0-0-0		NON-CONFERENCE		2-4-0		3-2-1		9-5-0	
2-1-1	0-0-0	0-0-0		HOME		0-0-0		2-1-1		0-0-0	
1-4-0	0-0-0	0-0-		AWAY		0-3-0		0-0-0		1-1-0	
11-6-0	0-0-0	0-0-0		NEUTRAL		2-1-0		1-1-0		8-4-0	
<hr/>											
16-6-0	0-0-0	0-0-0		CONFERENCE		3-2-0		0-0-0		13-4-0	
9-3-0	0-0-0	0-0-0		HOME		0-1-0		0-0-0		9-2-0	
7-3-0	0-0-0	0-0-0		AWAY		3-1-0		0-0-0		4-2-0	
0-0-0	0-0-0	0-0-0		NEUTRAL		0-0-0		0-0-0		0-0-0	
<hr/>											
RPI S	Opponent	Score	RPI S	Opponent	Score	RPI S	Opponent	Score	RPI S	Opponent	Score
						53 N	Oklahoma St.	0 3	108 N	Virginia	0 4
						67 N	Eastern Ill.	1 0	120 H	Pittsburgh	4 0
						86 A	Marshall	3 11	120 H	Pittsburgh	6 1
						86 A	Marshall	3 4	121 H	Kent St.	3 4
						86 A	Marshall	3 7	121 H	Kent St.	2 2
						87 N	Creighton	3 1	130 N	Lehigh	4 2
						95 A	Central Conn. St.	1 3	160 N	George Washington	5 1
						95 A	Central Conn. St.	3 2	162 N	Seton Hall	3 5
						96 A	Monmouth	6 2	169 A	Charlotte	3 2
						96 A	Monmouth	4 0	173 N	Army	0 5
						96 H	Monmouth	2 5	180 A	Fairleigh Dickinson	1 0
									180 A	Fairleigh Dickinson	2 3
									181 H	LIU Brooklyn	1 0
									181 H	LIU Brooklyn	3 7
									181 H	LIU Brooklyn	3 7
									186 N	Boston U.	2 1
									191 A	Bryant	4 3
									191 A	Bryant	3 4
									192 N	Dartmouth	0 3
									201 N	Cornell	2 3
									212 N	Western Caro.	9 7
									219 N	Buffalo	6 0
									220 H	Quinnipiac	8 6
									220 H	Quinnipiac	1 0
									233 H	Sacred Heart	9 1
									233 H	Sacred Heart	9 1
									238 A	Cleveland St.	3 4
									96 H	Monmouth	2 5
									220 H	Quinnipiac	1 0
									181 H	LIU Brooklyn	3 7
									233 H	Sacred Heart	9 1
									191 A	Bryant	3 4
									191 A	Bryant	4 3
									95 A	Central Conn. St.	1 3
									238 A	Cleveland St.	3 4

Non-Div. I Games:

Robert Morris

Robert Morris



Average RPI Win:	173	WON-LOST RECORD	WINNING PCT. RANK	LAST 10 GAMES	STRENGTH OF SCHEDULE	OPP. STRENGTH OF SCHEDULE	TEAM RPI	ADJ RPI	CONF. RPI	ADJ CONF. RPI		
DIV. I ONLY		31-24-0	.56364	106	5-5-0	157	85	107	.51245	112	9	7
DIV. I NON-CONF.		19-12-0	.6129	77	0-1-0	201	110	105	.51396	112	9	8
<hr/>												
TOTALS	RPI 1-25	RPI 26-50		W-L RECORDS		RPI 51-100		RPI 101-150		RPI 150+		
31-24-0	1-8-0	0-2-0		OVERALL		4-7-0		8-4-0		18-3-0		
13-7-0	0-2-0	0-0-0		HOME		1-2-0		5-2-0		7-1-0		
10-12-0	1-3-0	0-2-0		AWAY		2-4-0		2-1-0		5-2-0		
8-5-0	0-3-0	0-0-0		NEUTRAL		1-1-0		1-1-0		6-0-0		
19-12-0	0-6-0	0-2-0		NON-CONFERENCE		1-1-0		2-1-0		16-2-0		
6-2-0	0-2-0	0-0-0		HOME		0-0-0		1-0-0		5-0-0		
5-5-0	0-1-0	0-0-		AWAY		0-0-0		0-0-0		5-2-0		
8-5-0	0-3-0	0-0-0		NEUTRAL		1-1-0		1-1-0		6-0-0		
12-12-0	1-2-0	0-0-0		CONFERENCE		3-6-0		6-3-0		2-1-0		
7-5-0	0-0-0	0-0-0		HOME		1-2-0		4-2-0		2-1-0		
5-7-0	1-2-0	0-0-0		AWAY		2-4-0		2-1-0		0-0-0		
0-0-0	0-0-0	0-0-0		NEUTRAL		0-0-0		0-0-0		0-0-0		
RPI	S	Opponent	Score	RPI	S	Opponent	Score	RPI	S	Opponent	Score	
1	N	Oklahoma	2 5	31	A	Arizona	0 9	54	A	Long Beach St.	0 6	
4	N	Tennessee	0 5	31	A	Arizona	2 12	54	A	Long Beach St.	2 5	
10	H	Missouri	3 11					54	A	Long Beach St.	2 1	
10	H	Missouri	1 12					58	H	Cal St. Fullerton	8 6	
15	N	South Ala.	0 3					58	H	Cal St. Fullerton	3 6	
20	A	UCLA	3 8					58	H	Cal St. Fullerton	0 3	
21	A	Hawaii	4 1					62	N	North Dakota St.	1 7	
21	A	Hawaii	9 11					63	N	Northwestern St.	5 0	
21	A	Hawaii	0 8					69	A	Pacific	5 3	
								69	A	Pacific	5 6	
								69	A	Pacific	2 3	

Non-Div. I Games:

UC Santa Barbara

RPI	S	Opponent	Score	
259	A	Santa Clara	10	1
259	A	Santa Clara	0	1
259	A	Santa Clara	1	0
266	N	Weber St.	4	2
266	N	Weber St.	4	1
287	N	Grambling	6	0

UC Santa Barbara

U  
C  
S  
a  
n  
t  
a  
B  
a  
r  
b  
a  
r  
a

U  
C  
S  
a  
n  
t  
a  
B  
a  
r  
b  
a  
r  
a

Average RPI Win: 202		WON-LOST	WINNING	LAST 10	STRENGTH OF		OPP. STRENGTH	TEAM	ADJ		CONF.	ADJ CONF.
Average RPI Loss: 93		RECORD	PCT. RANK	GAMES	SCHEDULE		OF SCHEDULE	RPI	RPI		RPI	RPI
DIV. I ONLY		39-21-0	.65	56	227		158	110	.51225		113	20
DIV. I NON-CONF.		19-13-0	.59375	85	227		129	137	.49962		137	19
TOTALS		RPI 1-25	RPI 26-50		W-L RECORDS		RPI 51-100		RPI 101-150		RPI 150+	
39-21-0		0-1-0	0-8-0		OVERALL		1-4-0		5-3-0		33-5-0	
21-8-0		0-0-0	0-4-0		HOME		1-2-0		2-0-0		18-2-0	
12-6-0		0-1-0	0-1-0		AWAY		0-0-0		3-2-0		9-2-0	
6-7-0		0-0-0	0-3-0		NEUTRAL		0-2-0		0-1-0		6-1-0	
19-13-0		0-1-0	0-8-0		NON-CONFERENCE		0-0-0		1-1-0		18-3-0	
11-5-0		0-0-0	0-4-0		HOME		0-0-0		1-0-0		10-1-0	
4-3-0		0-1-0	0-0-		AWAY		0-0-0		0-0-0		4-1-0	
4-5-0		0-0-0	0-3-0		NEUTRAL		0-0-0		0-1-0		4-1-0	
20-8-0		0-0-0	0-0-0		CONFERENCE		1-4-0		4-2-0		15-2-0	
10-3-0		0-0-0	0-0-0		HOME		1-2-0		1-0-0		8-1-0	
8-3-0		0-0-0	0-0-0		AWAY		0-0-0		3-2-0		5-1-0	
2-2-0		0-0-0	0-0-0		NEUTRAL		0-2-0		0-0-0		2-0-0	
RPI S	Opponent	Score	RPI S	Opponent	Score	RPI S	Opponent	Score	RPI S	Opponent	Score	
21 A	Hawaii	5 8	26 N	Western Ky.	5 8	76 H	Longwood	5 6	102 A	Coastal Caro.	4 6	
			26 N	Western Ky.	1 8	76 H	Longwood	7 6	102 A	Coastal Caro.	2 1	
			28 A	Georgia	0 11	76 H	Longwood	2 7	102 A	Coastal Caro.	0 4	
			34 H	North Carolina St.	5 7	76 N	Longwood	1 5	108 H	Virginia	8 0	
			34 H	North Carolina St.	0 8	76 N	Longwood	6 8	140 N	Bowling Green	3 4	
			37 H	South Carolina	1 2				148 A	Winthrop	6 0	
			42 H	North Carolina	0 3				148 A	Winthrop	2 0	
			45 N	Northwestern	2 6				148 H	Winthrop	3 1	
									160 H	George Washington	11 1	
									162 H	Seton Hall	7 6	
									169 H	Charlotte	6 5	
									169 H	Charlotte	3 1	
									176 N	Memphis	4 6	
									176 N	Memphis	3 2	
									189 A	Hampton	3 4	
									189 A	Hampton	9 4	
									194 A	Elon	7 5	
									203 A	Radford	4 3	
									203 A	Radford	9 8	
									203 A	Radford	11 4	
									210 H	Morehead St.	0 1	
									213 H	Liberty	5 2	
									213 H	Liberty	4 3	
									213 H	Liberty	4 3	
									213 N	Liberty	4 3	
									214 A	Presbyterian	9 4	
									214 A	Presbyterian	2 6	
			LAST 10 GAMES									
			76 N	Longwood	6 8	76 H	Longwood	7 6				
			76 N	Longwood	1 5	76 H	Longwood	5 6				
			213 N	Liberty	4 3	189 A	Hampton	3 4				
			229 N	Gardner-Webb	4 3	189 A	Hampton	9 4				
			76 H	Longwood	2 7	241 A	UNC Wilmington	9 3				

Non-Div. I Games:

Campbell

RPI	S	Opponent	Score	
214	A	Presbyterian	5	4
221	H	Norfolk St.	6	2
222	N	Middle Tenn.	11	6
222	N	Middle Tenn.	10	2
225	H	Drexel	4	0
227	H	Charleston So.	12	4
227	H	Charleston So.	4	5
227	H	Charleston So.	8	5
228	H	Northern Ky.	6	4
229	H	Gardner-Webb	9	1
229	H	Gardner-Webb	11	3
229	H	Gardner-Webb	6	5
229	N	Gardner-Webb	4	3
236	N	Youngstown St.	9	7
241	A	UNC Wilmington	5	3
241	A	UNC Wilmington	9	3
270	H	St. Bonaventure	9	0
281	H	N.C. Central	14	2
281	H	N.C. Central	7	1

Campbell

C  
a  
m  
p  
b  
e  
l  
l

C  
a  
m  
p  
b  
e  
l  
l

Average RPI Win: 149		WON-LOST RECORD		WINNING PCT. RANK		LAST 10 GAMES		STRENGTH OF SCHEDULE		OPP. STRENGTH OF SCHEDULE		TEAM RPI		ADJ RPI		CONF. RPI		ADJ CONF. RPI					
DIV. I ONLY		23-28-0		.45098 168		6-4-0		59		146		115		.51097 114		16		17					
DIV. I NON-CONF.		7-16-0		.30435 239		0-2-0		45		78		158		.48528 155		18		18					
TOTALS		RPI 1-25		RPI 26-50		W-L RECORDS		RPI 51-100		RPI 101-150		RPI 150+											
23-28-0		0-3-0		0-4-0		OVERALL		7-8-0		4-4-0		12-9-0											
5-7-0		0-0-0		0-0-0		HOME		0-2-0		0-0-0		5-5-0											
11-12-0		0-1-0		0-2-0		AWAY		5-4-0		2-1-0		4-4-0											
7-9-0		0-2-0		0-2-0		NEUTRAL		2-2-0		2-3-0		3-0-0											
7-16-0		0-3-0		0-4-0		NON-CONFERENCE		1-1-0		2-3-0		4-5-0											
0-2-0		0-0-0		0-0-0		HOME		0-0-0		0-0-0		0-2-0											
1-7-0		0-1-0		0-0-		AWAY		0-0-0		0-1-0		1-3-0											
6-7-0		0-2-0		0-2-0		NEUTRAL		1-1-0		2-2-0		3-0-0											
16-12-0		0-0-0		0-0-0		CONFERENCE		6-7-0		2-1-0		8-4-0											
5-5-0		0-0-0		0-0-0		HOME		0-2-0		0-0-0		5-3-0											
10-5-0		0-0-0		0-0-0		AWAY		5-4-0		2-0-0		3-1-0											
1-2-0		0-0-0		0-0-0		NEUTRAL		1-1-0		0-1-0		0-0-0											
RPI	S	Opponent		Score		RPI	S	Opponent		Score		RPI	S	Opponent		Score		RPI	S	Opponent		Score	
4	A	Tennessee		0	7	26	N	Western Ky.		1	9	63	N	Northwestern St.		5	4	126	N	Saint Louis		7	4
15	N	South Ala.		0	1	27	A	Arkansas		0	8	63	N	Northwestern St.		2	3	126	N	Saint Louis		6	9
15	N	South Ala.		6	8	29	N	UAB		0	2	67	A	Eastern Ill.		1	4	133	A	Jacksonville St.		7	6
						38	A	Mississippi St.		1	4	67	A	Eastern Ill.		4	7	133	A	Jacksonville St.		6	5
												67	A	Eastern Ill.		0	1	133	N	Jacksonville St.		1	2
												67	A	Eastern Ill.		3	1	136	A	Chattanooga		4	5
												77	A	SIU Edwardsville		2	1	140	N	Bowling Green		0	1
												77	A	SIU Edwardsville		3	1	140	N	Bowling Green		6	4
												83	A	UT Martin		0	1	163	N	La.-Monroe		10	2
												83	A	UT Martin		3	2	163	N	La.-Monroe		4	1
												83	A	UT Martin		4	1	170	A	Evansville		1	3
												83	N	UT Martin		4	5	170	A	Evansville		0	3
												83	N	UT Martin		2	1	170	A	Evansville		6	3
												93	H	Eastern Ky.		8	12	170	A	Evansville		2	8
												93	H	Eastern Ky.		4	5	176	H	Memphis		4	5
																		176	H	Memphis		4	5
																		177	N	Nicholls St.		3	2
																		182	A	Tennessee Tech		3	2
																		182	A	Tennessee Tech		2	0
																		207	H	Austin Peay		10	9
																		207	H	Austin Peay		6	4
																		210	H	Morehead St.		9	4
																		210	H	Morehead St.		2	9
																		224	A	Belmont		2	3
																		224	A	Belmont		4	2
																		235	H	Southeast Mo. St.		3	9
																		235	H	Southeast Mo. St.		8	1
LAST 10 GAMES				LAST 10 GAMES				LAST 10 GAMES				LAST 10 GAMES				LAST 10 GAMES				LAST 10 GAMES			
																		83	N	UT Martin		4	5
																		133	N	Jacksonville St.		1	2
																		67	A	Eastern Ill.		3	1
																		83	N	UT Martin		2	1
																		207	H	Austin Peay		10	9

Non-Div. I Games: Bethel (TN) 6 0 Bethel (TN) 12 1

Murray St.





RPI	S	Opponent	Score	
241	H	UNC Wilmington	6	2
241	H	UNC Wilmington	6	1
246	H	Saint Francis (PA)	7	2
250	N	Mt. St. Mary's	5	4
253	N	Siena	7	3
255	N	Canisius	10	0
263	H	La Salle	6	4
263	H	La Salle	5	1
277	H	Rider	2	0
280	H	Lafayette	3	2
280	H	Lafayette	4	3
283	N	UMES	8	7
286	N	Southern U.	3	1
288	A	Saint Peter's	3	6
288	A	Saint Peter's	7	4

Delaware

D  
e  
l  
a  
w  
a  
r  
e

D  
e  
l  
a  
w  
a  
r  
e



Average RPI Win: 145		WON-LOST	WINNING	LAST 10	STRENGTH OF		OPP. STRENGTH	TEAM	ADJ	CONF.	ADJ CONF.
Average RPI Loss: 104		RECORD	PCT. RANK	GAMES	SCHEDULE		OF SCHEDULE	RPI	RPI	RPI	RPI
DIV. I ONLY		30-24-0	.55556	112	5-5-0		172	88	117	.51055	116
DIV. I NON-CONF.		19-17-0	.52778	123	0-2-0		198	96	145	.49735	143
TOTALS		RPI 1-25	RPI 26-50		W-L RECORDS		RPI 51-100		RPI 101-150		RPI 150+
30-24-0		0-4-0	2-2-0		OVERALL		2-6-0		16-5-0		10-7-0
18-3-0		0-1-0	0-0-0		HOME		1-0-0		12-1-0		5-1-0
5-11-0		0-0-0	1-2-0		AWAY		0-3-0		2-4-0		2-2-0
7-10-0		0-3-0	1-0-0		NEUTRAL		1-3-0		2-0-0		3-4-0
19-17-0		0-4-0	1-0-0		NON-CONFERENCE		1-4-0		7-2-0		10-7-0
10-2-0		0-1-0	0-0-0		HOME		1-0-0		4-0-0		5-1-0
3-7-0		0-0-0	0-0-		AWAY		0-3-0		1-2-0		2-2-0
6-8-0		0-3-0	1-0-0		NEUTRAL		0-1-0		2-0-0		3-4-0
11-7-0		0-0-0	1-2-0		CONFERENCE		1-2-0		9-3-0		0-0-0
8-1-0		0-0-0	0-0-0		HOME		0-0-0		8-1-0		0-0-0
2-4-0		0-0-0	1-2-0		AWAY		0-0-0		1-2-0		0-0-0
1-2-0		0-0-0	0-0-0		NEUTRAL		1-2-0		0-0-0		0-0-0
RPI S	Opponent	Score	RPI S	Opponent	Score	RPI S	Opponent	Score	RPI S	Opponent	Score
10 N	Missouri	0 4	48 A	San Diego St.	3 5	54 A	Long Beach St.	3 4	103 H	Iowa St.	7 6
10 N	Missouri	3 11	48 A	San Diego St.	4 0	54 A	Long Beach St.	2 3	106 N	BYU	5 4
20 N	UCLA	1 7	48 A	San Diego St.	2 3	54 N	Long Beach St.	0 8	109 H	Nevada	4 3
22 H	California	0 1	50 N	Kansas	3 2	57 A	San Jose St.	2 5	109 H	Nevada	0 1
						69 H	Pacific	1 0	109 H	Nevada	6 4
						99 N	Colorado St.	5 0	112 A	UC Santa Barbara	2 5
						99 N	Colorado St.	2 3	117 H	UC Davis	4 2
						99 N	Colorado St.	4 7	118 A	UNLV	2 8
									118 A	UNLV	1 4
									118 A	UNLV	6 4
									128 H	Boise St.	5 0
									128 H	Boise St.	3 1
									128 H	Boise St.	7 4
									135 A	Cal Poly	5 6
									135 A	Cal Poly	6 1
									137 H	Cal St. Northridge	3 2
									137 H	Cal St. Northridge	8 2
									137 N	Cal St. Northridge	2 1
									143 H	New Mexico	2 1
									143 H	New Mexico	4 0
									143 H	New Mexico	3 0
									165 H	St. Mary's (CA)	8 0
									165 N	St. Mary's (CA)	2 3
									165 N	St. Mary's (CA)	4 0
									175 N	Texas St.	6 1
									179 H	Southern Miss.	3 5
									184 N	Idaho St.	5 6
			LAST 10 GAMES								
			54 A	Long Beach St.	2 3	48 A	San Diego St.	4 0			
			54 A	Long Beach St.	3 4	48 A	San Diego St.	2 3			
			143 H	New Mexico	4 0	48 A	San Diego St.	3 5			
			143 H	New Mexico	2 1	99 N	Colorado St.	5 0			
			143 H	New Mexico	3 0	99 N	Colorado St.	2 3			

Non-Div. I Games:

Fresno St.

RPI	S	Opponent	Score	
198	A	San Diego	8	1
198	N	San Diego	7	8
198	N	San Diego	1	2
200	A	CSU Bakersfield	4	5
200	H	CSU Bakersfield	3	2
202	A	Sacramento St.	0	3
202	H	Sacramento St.	3	2
211	H	UC Riverside	7	3
234	H	UTEP	10	2
248	N	Utah St.	9	6
259	A	Santa Clara	5	1

Fresno St.

F  
r  
e  
s  
n  
o  
s  
t  
.

F  
r  
e  
s  
n  
o  
s  
t  
.

Average RPI Win:		143	WON-LOST RECORD		WINNING PCT. RANK		LAST 10 GAMES		STRENGTH OF SCHEDULE		OPP. STRENGTH OF SCHEDULE		TEAM RPI		ADJ RPI		CONF. RPI		ADJ CONF. RPI				
DIV. I ONLY			25-27-0		.48077 148		6-4-0		111		74		124		.51004 117		9		7				
DIV. I NON-CONF.			14-14-0		.5 139		1-0-0		144		68		128		.50938 118		9		8				
TOTALS		RPI 1-25		RPI 26-50		W-L RECORDS		RPI 51-100		RPI 101-150		RPI 150+											
25-27-0		1-7-0		2-3-0		OVERALL		4-7-0		7-5-0		11-5-0											
9-6-0		1-1-0		0-1-0		HOME		3-3-0		5-1-0		0-0-0											
7-14-0		0-5-0		0-0-0		AWAY		0-3-0		1-3-0		6-3-0											
9-7-0		0-1-0		2-2-0		NEUTRAL		1-1-0		1-1-0		5-2-0											
14-14-0		1-4-0		2-3-0		NON-CONFERENCE		1-1-0		1-2-0		9-4-0											
1-2-0		1-1-0		0-1-0		HOME		0-0-0		0-0-0		0-0-0											
4-5-0		0-2-0		0-0-		AWAY		0-0-0		0-1-0		4-2-0											
9-7-0		0-1-0		2-2-0		NEUTRAL		1-1-0		1-1-0		5-2-0											
11-13-0		0-3-0		0-0-0		CONFERENCE		3-6-0		6-3-0		2-1-0											
8-4-0		0-0-0		0-0-0		HOME		3-3-0		5-1-0		0-0-0											
3-9-0		0-3-0		0-0-0		AWAY		0-3-0		1-2-0		2-1-0											
0-0-0		0-0-0		0-0-0		NEUTRAL		0-0-0		0-0-0		0-0-0											
RPI	S	Opponent		Score		RPI	S	Opponent		Score		RPI	S	Opponent		Score		RPI	S	Opponent		Score	
5	N	Michigan		0	6	35	N	South Fla.		1	0	54	A	Long Beach St.		1	6	107	N	Southern Ill.		7	8
8	A	Arizona St.		3	12	40	H	Oregon St.		0	1	54	A	Long Beach St.		0	2	112	A	UC Santa Barbara		0	1
21	A	Hawaii		4	5	41	N	James Madison		3	4	54	A	Long Beach St.		0	1	112	A	UC Santa Barbara		8	0
21	A	Hawaii		2	6	44	N	Notre Dame		5	4	58	H	Cal St. Fullerton		3	2	112	A	UC Santa Barbara		0	1
21	A	Hawaii		1	2	47	N	Illinois St.		1	2	58	H	Cal St. Fullerton		3	4	116	A	Fresno St.		2	4
22	H	California		0	7							58	H	Cal St. Fullerton		1	0	120	N	Pittsburgh		2	0
25	A	Stanford		0	8							69	H	Pacific		4	5	135	H	Cal Poly		5	2
25	H	Stanford		5	4							69	H	Pacific		0	6	135	H	Cal Poly		4	0
												69	H	Pacific		1	0	135	H	Cal Poly		6	4
												79	N	Fordham		2	0	137	H	Cal St. Northridge		5	0
												84	N	New Mexico St.		2	4	137	H	Cal St. Northridge		5	2
																		137	H	Cal St. Northridge		1	8
																		165	A	St. Mary's (CA)		0	1
																		165	A	St. Mary's (CA)		5	1
																		179	N	Southern Miss.		5	2
																		179	N	Southern Miss.		5	3
																		200	A	CSU Bakersfield		2	0
																		200	A	CSU Bakersfield		3	2
																		200	N	CSU Bakersfield		0	2
																		202	A	Sacramento St.		4	1
																		202	A	Sacramento St.		4	5
																		202	N	Sacramento St.		1	2
																		211	A	UC Riverside		3	1
																		211	A	UC Riverside		5	8
																		211	A	UC Riverside		1	0
																		234	N	UTEP		5	3
																		259	N	Santa Clara		7	2
LAST 10 GAMES																							
						135	H	Cal Poly		4	0	54	A	Long Beach St.		0	2	211	A	UC Riverside		3	1
						135	H	Cal Poly		5	2	25	H	Stanford		5	4	211	A	UC Riverside		5	8
						135	H	Cal Poly		6	4	58	H	Cal St. Fullerton		3	4	211	A	UC Riverside		1	0
						54	A	Long Beach St.		0	1	58	H	Cal St. Fullerton		1	0	234	N	UTEP		5	3
						54	A	Long Beach St.		1	6	58	H	Cal St. Fullerton		3	2	259	N	Santa Clara		7	2

Non-Div. I Games:

UC Davis

RPI	S	Opponent	Score	
259	N	Santa Clara	14	1

UC Davis

U  
C  
D  
a  
v  
i  
s

U  
C  
D  
a  
v  
i  
s



Average RPI Win:		176	WON-LOST RECORD		WINNING PCT. RANK		LAST 10 GAMES		STRENGTH OF SCHEDULE		OPP. STRENGTH OF SCHEDULE		TEAM RPI		ADJ RPI		CONF. RPI		ADJ CONF. RPI	
DIV. I ONLY			27-26-0		.50943 131		6-4-0		116		100		119		.50936 119		15		15	
DIV. I NON-CONF.			11-17-0		.39286 200		1-2-0		95		65		150		.49351 148		13		12	
TOTALS		RPI 1-25		RPI 26-50		W-L RECORDS		RPI 51-100		RPI 101-150		RPI 150+								
27-26-0		0-4-0		2-7-0		OVERALL		2-9-0		3-2-0		20-4-0								
11-4-0		0-1-0		0-1-0		HOME		1-2-0		2-0-0		8-0-0								
5-15-0		0-2-0		1-4-0		AWAY		1-6-0		0-0-0		3-3-0								
11-7-0		0-1-0		1-2-0		NEUTRAL		0-1-0		1-2-0		9-1-0								
11-17-0		0-4-0		1-5-0		NON-CONFERENCE		1-5-0		0-2-0		9-1-0								
2-3-0		0-1-0		0-1-0		HOME		1-1-0		0-0-0		1-0-0								
0-7-0		0-2-0		0-0-		AWAY		0-3-0		0-0-0		0-0-0								
9-7-0		0-1-0		1-2-0		NEUTRAL		0-1-0		0-2-0		8-1-0								
16-9-0		0-0-0		1-2-0		CONFERENCE		1-4-0		3-0-0		11-3-0								
9-1-0		0-0-0		0-0-0		HOME		0-1-0		2-0-0		7-0-0								
5-8-0		0-0-0		1-2-0		AWAY		1-3-0		0-0-0		3-3-0								
2-0-0		0-0-0		0-0-0		NEUTRAL		0-0-0		1-0-0		1-0-0								
RPI	S	Opponent		Score		RPI	S	Opponent		Score		RPI	S	Opponent		Score				
8	A	Arizona St.		3	5	27	A	Arkansas		0	8	53	A	Oklahoma St.		0	1			
9	H	Alabama		1	8	27	A	Arkansas		1	17	62	H	North Dakota St.		5	2			
11	A	Nebraska		0	4	30	N	Tulsa		2	1	65	N	Ball St.		3	9			
25	N	Stanford		1	4	32	N	Minnesota		0	5	69	H	Illinois		0	8			
						32	N	Minnesota		1	3	87	A	Creighton		1	0			
						39	H	Iowa		1	10	87	A	Creighton		1	11			
						47	A	Illinois St.		1	4	87	A	Creighton		1	4			
						47	A	Illinois St.		9	3	87	A	Creighton		2	4			
						47	A	Illinois St.		0	1	88	A	Central Ark.		3	4			
												88	A	Central Ark.		2	16			
												91	H	Drake		0	6			
			</																	

Non-Div. I Games:

UNI

UNI

Through Games Of June 4, 2013 (FINAL)

RPI	S	Opponent	Score	
272	N	Ark.-Pine Bluff	6	0
287	N	Grambling	13	4

UNI

U  
N  
I

U  
N  
I





Average RPI Win:		183	WON-LOST RECORD		WINNING PCT. RANK		LAST 10 GAMES		STRENGTH OF SCHEDULE		OPP. STRENGTH OF SCHEDULE		TEAM RPI		ADJ RPI		CONF. RPI		ADJ CONF. RPI	
DIV. I ONLY			27-21-1		.56122 107		6-4-0		149		195		120		.50715 121		19		19	
DIV. I NON-CONF.			11-12-1		.47917 153		1-1-0		101		184		127		.5047 126		20		20	
TOTALS		RPI 1-25		RPI 26-50		W-L RECORDS		RPI 51-100		RPI 101-150		RPI 150+								
27-21-1		0-2-0		0-1-0		OVERALL		4-6-0		3-6-1		20-6-0								
8-4-0		0-0-0		0-0-0		HOME		0-0-0		0-2-0		8-2-0								
11-8-1		0-2-0		0-0-0		AWAY		2-3-0		3-2-1		6-1-0								
8-9-0		0-0-0		0-1-0		NEUTRAL		2-3-0		0-2-0		6-3-0								
11-12-1		0-2-0		0-1-0		NON-CONFERENCE		2-3-0		1-4-1		8-2-0								
1-1-0		0-0-0		0-0-0		HOME		0-0-0		0-0-0		1-1-0								
2-5-1		0-2-0		0-0-		AWAY		0-1-0		1-2-1		1-0-0								
8-6-0		0-0-0		0-1-0		NEUTRAL		2-2-0		0-2-0		6-1-0								
16-9-0		0-0-0		0-0-0		CONFERENCE		2-3-0		2-2-0		12-4-0								
7-3-0		0-0-0		0-0-0		HOME		0-0-0		0-2-0		7-1-0								
9-3-0		0-0-0		0-0-0		AWAY		2-2-0		2-0-0		5-1-0								
0-3-0		0-0-0		0-0-0		NEUTRAL		0-1-0		0-0-0		0-2-0								
RPI	S	Opponent		Score		RPI	S	Opponent		Score		RPI	S	Opponent		Score				
18	A	Louisville		2	3	28	N	Georgia		1	8	51	N	Georgia St.		3	9			
18	A	Louisville		0	5							55	N	FGCU		3	1			
												65	A	Ball St.		5	6			
												65	A	Ball St.		5	3			
												66	A	Auburn		3	5			
												67	N	Eastern Ill.		0	1			
												93	N	Eastern Ky.		4	2			
												100	A	Central Mich.		5	4			
												100	A	Central Mich.		0	3			
												100	N	Central Mich.		0	1			
														148 A Winthrop		0	3			
														156 N Ill.-Chicago		1	2			
														167 N Western Ill.		4	3			
														173 N Army		5	2			
														185 H Ohio		0	8			
														185 H Ohio		2	1			
														185 N Ohio		4	5			
														187 H Western Mich.		2	1			
														187 H Western Mich.		8	2			
														196 A Eastern Mich.		11	2			
														196 A Eastern Mich.		4	3			
														199 H Akron		2	1			
														199 H Akron		5	3			
														203 A Radford		4	3			
														206 N East Tenn. St.		5	4			
														216 A Miami (OH)		2	0			
														216 A Miami (OH)		3	2			
														219 H Buffalo		7	6			
														219 H Buffalo		7	6			
LAST 10 GAMES																				
				185	N	Ohio	4	5	216	A	Miami (OH)	3	2	203	A	Radford	4	3		
				100	N	Central Mich.	0	1	238	H	Cleveland St.	3	6	206	N	East Tenn. St.	5	4		
				65	A	Ball St.	5	3	238	H	Cleveland St.	5	4	216	A	Miami (OH)	2	0		
				65	A	Ball St.	5	6	219	H	Buffalo	4	1	216	A	Miami (OH)	3	2		
				216	A	Miami (OH)	2	0	219	H	Buffalo	7	6	219	H	Buffalo	7	6		

Non-Div. I Games:

Kent St.

K  
e  
n  
t  
s  
t  
.

K  
e  
n  
t  
s  
t  
.  

Kent St.

Average RPI Win: 137		WON-LOST	WINNING	LAST 10	STRENGTH OF		OPP. STRENGTH	TEAM	ADJ	CONF.	ADJ CONF.
Average RPI Loss: 69		RECORD	PCT. RANK	GAMES	SCHEDULE		OF SCHEDULE	RPI	RPI	RPI	RPI
DIV. I ONLY		21-32-0	.39623	200	1-9-0		74	50	130	.50673	122
DIV. I NON-CONF.		13-16-0	.44828	166	0-0-0		84	51	114	.51684	107
TOTALS		RPI 1-25	RPI 26-50		W-L RECORDS		RPI 51-100		RPI 101-150		RPI 150+
21-32-0		1-7-0	1-6-0		OVERALL		5-13-0		2-3-0		12-3-0
8-9-0		0-1-0	1-4-0		HOME		1-2-0		2-1-0		4-1-0
7-16-0		1-6-0	0-1-0		AWAY		3-7-0		0-0-0		3-2-0
6-7-0		0-0-0	0-1-0		NEUTRAL		1-4-0		0-2-0		5-0-0
13-16-0		1-2-0	1-3-0		NON-CONFERENCE		2-8-0		0-2-0		9-1-0
3-2-0		0-0-0	1-1-0		HOME		0-1-0		0-0-0		2-0-0
4-7-0		1-2-0	0-0-		AWAY		1-3-0		0-0-0		2-1-0
6-7-0		0-0-0	0-1-0		NEUTRAL		1-4-0		0-2-0		5-0-0
8-16-0		0-5-0	0-3-0		CONFERENCE		3-5-0		2-1-0		3-2-0
5-7-0		0-1-0	0-3-0		HOME		1-1-0		2-1-0		2-1-0
3-9-0		0-4-0	0-0-0		AWAY		2-4-0		0-0-0		1-1-0
0-0-0		0-0-0	0-0-0		NEUTRAL		0-0-0		0-0-0		0-0-0
RPI S	Opponent	Score	RPI S	Opponent	Score	RPI S	Opponent	Score	RPI S	Opponent	Score
14 A	La.-Lafayette	2 7	26 H	Western Ky.	1 9	51 A	Georgia St.	8 7	123 H	Fla. Atlantic	3 5
14 A	La.-Lafayette	0 6	26 H	Western Ky.	0 3	51 N	Georgia St.	5 3	123 H	Fla. Atlantic	4 3
14 A	La.-Lafayette	1 9	26 H	Western Ky.	2 3	52 H	North Florida	2 3	123 H	Fla. Atlantic	5 1
15 A	South Ala.	0 9	29 H	UAB	2 1	52 N	North Florida	6 7	147 N	Texas-Arlington	2 3
15 H	South Ala.	1 5	33 H	Virginia Tech	3 10	59 A	Texas Tech	0 15	147 N	Texas-Arlington	5 6
16 A	Florida St.	0 8	34 N	North Carolina St.	1 9	59 A	Texas Tech	3 11	163 H	La.-Monroe	4 7
16 A	Florida St.	6 3	38 A	Mississippi St.	2 5	66 A	Auburn	1 6	163 H	La.-Monroe	12 0
16 A	Florida St.	6 12				74 A	North Texas	2 10	163 H	La.-Monroe	8 6
						74 A	North Texas	6 8	170 H	Evansville	5 3
						74 A	North Texas	10 8	170 H	Evansville	5 0
						74 H	North Texas	2 5	175 A	Texas St.	0 5
						77 N	SIU Edwardsville	3 11	179 A	Southern Miss.	9 7
						82 A	FIU	0 3	179 A	Southern Miss.	6 4
						82 A	FIU	5 6	179 N	Southern Miss.	6 4
						82 A	FIU	5 4	179 N	Southern Miss.	11 7
						82 H	FIU	14 9	190 N	UMKC	16 11
						89 N	IPFW	4 5	199 N	Akron	6 3
						94 N	Appalachian St.	2 5	222 A	Middle Tenn.	5 7
									222 A	Middle Tenn.	5 0
									244 N	Tennessee St.	7 3
LAST 10 GAMES											
			74 H	North Texas	2 5	14 A	La.-Lafayette	1 9			
			82 H	FIU	14 9	15 A	South Ala.	0 9			
			15 H	South Ala.	1 5	26 H	Western Ky.	2 3			
			14 A	La.-Lafayette	2 7	26 H	Western Ky.	1 9			
			14 A	La.-Lafayette	0 6	26 H	Western Ky.	0 3			

Non-Div. I Games:

Troy

Average RPI Win: 172		WON-LOST	WINNING	LAST 10	STRENGTH OF		OPP. STRENGTH	TEAM	ADJ	CONF.	ADJ CONF.						
Average RPI Loss: 74		RECORD	PCT. RANK	GAMES	SCHEDULE		OF SCHEDULE	RPI	RPI	RPI	RPI						
DIV. I ONLY		28-29-0	.49123	139	4-6-0		119	78	123	.50672	123	6	6				
DIV. I NON-CONF.		17-15-0	.53125	121	0-0-0		134	159	116	.51028	117	6	6				
<hr/>																	
TOTALS		RPI 1-25		RPI 26-50		W-L RECORDS		RPI 51-100		RPI 101-150		RPI 150+					
28-29-0		0-7-0		1-4-0		OVERALL		3-9-0		3-6-0		21-3-0					
21-16-0		0-3-0		0-1-0		HOME		2-6-0		2-4-0		17-2-0					
6-7-0		0-2-0		1-3-0		AWAY		1-0-0		1-2-0		3-0-0					
1-6-0		0-2-0		0-0-0		NEUTRAL		0-3-0		0-0-0		1-1-0					
17-15-0		0-2-0		1-1-0		NON-CONFERENCE		0-5-0		2-4-0		14-3-0					
16-11-0		0-1-0		0-1-0		HOME		0-3-0		2-4-0		14-2-0					
1-0-0		0-0-0		1-0-		AWAY		0-0-0		0-0-0		0-0-0					
0-4-0		0-1-0		0-0-0		NEUTRAL		0-2-0		0-0-0		0-1-0					
11-14-0		0-5-0		0-3-0		CONFERENCE		3-4-0		1-2-0		7-0-0					
5-5-0		0-2-0		0-0-0		HOME		2-3-0		0-0-0		3-0-0					
5-7-0		0-2-0		0-3-0		AWAY		1-0-0		1-2-0		3-0-0					
1-2-0		0-1-0		0-0-0		NEUTRAL		0-1-0		0-0-0		1-0-0					
RPI	S	Opponent		Score		RPI	S	Opponent		Score		RPI	S	Opponent		Score	
5	H	Michigan		2	4	26	A	Western Ky.		0	3	52	H	North Florida		0	5
5	N	Michigan		2	10	26	A	Western Ky.		0	8	65	H	Ball St.		0	2
14	H	La.-Lafayette		0	1	26	A	Western Ky.		1	2	72	H	Jacksonville		2	3
14	H	La.-Lafayette		4	8	35	A	South Fla.		2	1	74	H	North Texas		3	2
14	N	La.-Lafayette		0	15	50	H	Kansas		0	10	74	H	North Texas		0	6
15	A	South Ala.		0	6							74	H	North Texas		2	7
15	A	South Ala.		0	11							74	N	North Texas		6	7
												82	A	FIU		3	1
												82	H	FIU		3	0
												82	H	FIU		8	11
												86	N	Marshall		1	3
												86	N	Marshall		1	2
					</												

Non-Div. I Games:

Fla. Atlantic

Fla. Atlantic

Average RPI Win:	161	WON-LOST RECORD	WINNING PCT. RANK	LAST 10 GAMES	STRENGTH OF SCHEDULE	OPP. STRENGTH OF SCHEDULE	TEAM RPI	ADJ RPI	CONF. RPI	ADJ CONF. RPI		
DIV. I ONLY		26-27-0	.49057	143	4-6-0	93	133	118	.5066	124	8	10
DIV. I NON-CONF.		17-12-0	.58621	91	2-1-0	87	200	78	.53058	82	8	9
<hr/>												
TOTALS	RPI 1-25	RPI 26-50		W-L RECORDS		RPI 51-100		RPI 101-150		RPI 150+		
26-27-0	0-5-0	1-4-0		OVERALL		4-3-0		5-4-0		16-11-0		
9-8-0	0-0-0	1-2-0		HOME		1-0-0		0-0-0		7-6-0		
9-14-0	0-5-0	0-2-0		AWAY		1-1-0		2-2-0		6-4-0		
8-5-0	0-0-0	0-0-0		NEUTRAL		2-2-0		3-2-0		3-1-0		
17-12-0	0-2-0	0-0-0		NON-CONFERENCE		4-3-0		4-2-0		9-5-0		
3-3-0	0-0-0	0-0-0		HOME		1-0-0		0-0-0		2-3-0		
7-5-0	0-2-0	0-0-		AWAY		1-1-0		1-0-0		5-2-0		
7-4-0	0-0-0	0-0-0		NEUTRAL		2-2-0		3-2-0		2-0-0		
9-15-0	0-3-0	1-4-0		CONFERENCE		0-0-0		1-2-0		7-6-0		
6-5-0	0-0-0	1-2-0		HOME		0-0-0		0-0-0		5-3-0		
2-9-0	0-3-0	0-2-0		AWAY		0-0-0		1-2-0		1-2-0		
1-1-0	0-0-0	0-0-0		NEUTRAL		0-0-0		0-0-0		1-1-0		
<hr/>												
RPI	S	Opponent	Score	RPI	S	Opponent	Score	RPI	S	Opponent	Score	
18	A	Louisville	0 8	44	A	Notre Dame	0 6	52	N	North Florida	0 1	
18	A	Louisville	2 3	44	A	Notre Dame	1 11	78	N	Ole Miss	3 7	
18	A	Louisville	1 4	46	H	DePaul	3 2	80	A	UCF	4 3	
19	A	Hofstra	0 18	46	H	DePaul	0 2	82	A	FIU	2 3	
19	A	Hofstra	5 6	46	H	DePaul	4 5	95	N	Central Conn. St.	8 6	
								95	N	Central Conn. St.	10 2	
								98	H	Albany (NY)	10 6	

**Non-Div. I Games:**

Connecticut

RPI	S	Opponent	Score	
193	H	St. John's (NY)	6	5
193	H	St. John's (NY)	7	2
209	H	Boston College	6	4
210	N	Morehead St.	6	4
220	A	Quinnipiac	6	1
220	H	Quinnipiac	3	4
233	A	Sacred Heart	1	0
239	A	Hartford	3	0
265	A	Rhode Island	11	2

Connecticut

C  
o  
n  
n  
e  
c  
t  
i  
c  
u  
t

C  
o  
n  
n  
e  
c  
t  
i  
c  
u  
t

Average RPI Win:		211	WON-LOST RECORD		WINNING PCT. RANK		LAST 10 GAMES		STRENGTH OF SCHEDULE		OPP. STRENGTH OF SCHEDULE		TEAM RPI		ADJ RPI		CONF. RPI		ADJ CONF. RPI						
DIV. I ONLY			35-25-0		.58333		93		7-3-0		173		220		122		.50636		125		24		24		
DIV. I NON-CONF.			21-16-0		.56757		99		0-2-0		175		187		123		.50682		121		26		26		
TOTALS		RPI 1-25		RPI 26-50				W-L RECORDS				RPI 51-100				RPI 101-150				RPI 150+					
35-25-0		0-3-0		0-4-0				OVERALL				4-8-0				2-5-0				29-5-0					
17-3-0		0-0-0		0-0-0				HOME				0-0-0				0-3-0				17-0-0					
10-10-0		0-1-0		0-1-0				AWAY				4-4-0				2-2-0				4-1-0					
8-12-0		0-2-0		0-3-0				NEUTRAL				0-3-0				0-0-0				8-4-0					
21-16-0		0-3-0		0-4-0				NON-CONFERENCE				1-5-0				1-2-0				19-2-0					
11-0-0		0-0-0		0-0-0				HOME				0-0-0				0-0-0				11-0-0					
4-7-0		0-1-0		0-0-				AWAY				1-3-0				1-2-0				2-0-0					
6-9-0		0-2-0		0-3-0				NEUTRAL				0-2-0				0-0-0				6-2-0					
14-9-0		0-0-0		0-0-0				CONFERENCE				3-3-0				1-3-0				10-3-0					
6-3-0		0-0-0		0-0-0				HOME				0-0-0				0-3-0				6-0-0					
6-3-0		0-0-0		0-0-0				AWAY				3-2-0				1-0-0				2-1-0					
2-3-0		0-0-0		0-0-0				NEUTRAL				0-1-0				0-0-0				2-2-0					
RPI	S	Opponent		Score		RPI	S	Opponent		Score		RPI	S	Opponent		Score		RPI	S	Opponent		Score			
10	A	Missouri		0	3	34	A	North Carolina St.		2	16	60	N	Ohio St.		4	11	123	A	Fla. Atlantic		0	5		
18	N	Louisville		0	8	40	N	Oregon St.		0	6	65	N	Ball St.		2	5	138	A	Binghamton		9	0		
18	N	Louisville		0	5	50	N	Kansas		1	7	72	A	Jacksonville		1	9	138	H	Binghamton		0	3		
						50	N	Kansas		0	12	72	A	Jacksonville		1	6	138	H	Binghamton		2	3		
												76	A	Longwood		0	3	138	H	Binghamton		2	5		
												76	A	Longwood		3	2	141	A	Rutgers		1	7		
												98	A	Albany (NY)		0	4	141	A	Rutgers		3	1		
												98	A	Albany (NY)		4	3	154	A	Providence		3	1		
												98	A	Albany (NY)		8	2	162	H	Seton Hall		4	0		
												98	A	Albany (NY)		1	2	162	H	Seton Hall		6	4		
												98	A	Albany (NY)		2	0	163	N	La.-Monroe		0	1		
												98	N	Albany (NY)		0	4	174	H	Fairfield		2	1		
																		181	A	LIU Brooklyn		8	7		
																		186	H	Boston U.		5	4		
																		186	H	Boston U.		2	1		
																		186	H	Boston U.		8	0		
																		196	N	Eastern Mich.		4	5		
																		220	H	Quinnipiac		6	0		
																		220	H	Quinnipiac		5	4		
																		233	H	Sacred Heart		3	2		
																		233	H	Sacred Heart		11	0		
								LAST 10 GAMES										239	N	Hartford		6	3		
								40	N	Oregon St.		0	6	239	N	Hartford		6	3	239	N	Hartford		1	2
								10	A	Missouri		0	3	98	N	Albany (NY)		0	4	239	N	Hartford		2	0
								98	A	Albany (NY)		8	2	186	H	Boston U.		8	0	239	N	Hartford		0	1
								98	A	Albany (NY)		2	0	186	H	Boston U.		2	1	240	N	Florida A&M		6	1
								138	A	Binghamton		9	0	186	H	Boston U.		5	4	243	N	Bethune-Cookman		2	1

Non-Div. I Games:

Stony Brook



RPI	S	Opponent	Score	
247	N	Bucknell	4	3
247	N	Bucknell	13	2
252	H	Manhattan	4	2
258	H	Iona	7	2
268	A	Maine	3	2
268	A	Maine	0	2
268	A	Maine	4	2
273	H	Yale	4	1
273	H	Yale	7	1
279	N	N.C. A&T	8	7
280	N	Lafayette	12	1
282	H	UMBC	8	0
282	H	UMBC	8	0
282	H	UMBC	8	1

Stony Brook

S  
t  
o  
n  
y  
B  
r  
o  
o  
k

S  
t  
o  
n  
y  
B  
r  
o  
o  
k

Average RPI Win:	179	WON-LOST	WINNING	LAST 10	STRENGTH OF	OPP. STRENGTH	TEAM	ADJ	CONF.	ADJ CONF.					
Average RPI Loss:	124	RECORD	PCT. RANK	GAMES	SCHEDULE	OF SCHEDULE	RPI	RPI	RPI	RPI					
DIV. I ONLY	28-23-0	.54902	115	5-5-0	151	192	125	.50501	126	22	22				
DIV. I NON-CONF.	13-12-0	.52	126	1-0-0	150	134	130	.5037	128	22	22				
<hr/>															
TOTALS	RPI 1-25	RPI 26-50		W-L RECORDS	RPI 51-100		RPI 101-150		RPI 150+						
28-23-0	0-0-0	0-2-0		OVERALL	3-7-0		5-4-0		20-10-0						
10-6-0	0-0-0	0-0-0		HOME	3-3-0		0-0-0		7-3-0						
7-11-0	0-0-0	0-2-0		AWAY	0-1-0		0-3-0		7-5-0						
11-6-0	0-0-0	0-0-0		NEUTRAL	0-3-0		5-1-0		6-2-0						
<hr/>															
13-12-0	0-0-0	0-2-0		NON-CONFERENCE	1-4-0		5-4-0		7-2-0						
2-2-0	0-0-0	0-0-0		HOME	1-1-0		0-0-0		1-1-0						
2-6-0	0-0-0	0-0-		AWAY	0-1-0		0-3-0		2-0-0						
9-4-0	0-0-0	0-0-0		NEUTRAL	0-2-0		5-1-0		4-1-0						
<hr/>															
15-11-0	0-0-0	0-0-0		CONFERENCE	2-3-0		0-0-0		13-8-0						
8-4-0	0-0-0	0-0-0		HOME	2-2-0		0-0-0		6-2-0						
5-5-0	0-0-0	0-0-0		AWAY	0-0-0		0-0-0		5-5-0						
2-2-0	0-0-0	0-0-0		NEUTRAL	0-1-0		0-0-0		2-1-0						
<hr/>															
RPI	S	Opponent	Score	RPI	S	Opponent	Score	RPI	S	Opponent	Score				
				27	A	Arkansas	0 8	64	H	Saint Joseph's	4 2				
				27	A	Arkansas	0 8	64	H	Saint Joseph's	3 5				
								64	N	Saint Joseph's	3 4				
								67	H	Eastern Ill.	1 2				
								67	H	Eastern Ill.	4 2				
								69	A	Illinois	4 6				
								71	N	Neb. Omaha	0 9				
								79	H	Fordham	3 4				
								79	H	Fordham	2 1				
								83	N	UT Martin	2 3				
										107	A	Southern Ill.	3 11		
										107	A	Southern Ill.	6 7		
										114	N	Murray St.	4 7		
										114	N	Murray St.	9 6		
										132	N	Northern Ill.	3 2		
										133	N	Jacksonville St.	5 2		
										139	N	Loyola Chicago	8 2		
										142	A	Southeastern La.	0 2		
										150	N	Indiana	4 3		
										155	H	Temple	3 2		
										155	H	Temple	11 3		
										155	N	Temple	0 4		
										160	A	George Washington	1 3		
										160	A	George Washington	2 5		
										160	N	George Washington	8 3		
										160	N	George Washington	4 2		
										161	H	Bradley	3 6		
										163	N	La.-Monroe	1 2		
										164	H	Dayton	3 2		
										164	H	Dayton	1 5		
										169	A	Charlotte	6 4		
										169	A	Charlotte	2 4		
				LAST 10 GAMES											
				155	N	Temple	0 4	172	A	Massachusetts	12 3	172	A	Massachusetts	12 3
				160	N	George Washington	8 3	265	A	Rhode Island	5 7	172	A	Massachusetts	2 5
				64	N	Saint Joseph's	3 4	265	A	Rhode Island	21 2	177	N	Nicholls St.	5 0
				160	N	George Washington	4 2	235	A	Southeast Mo. St.	5 1	187	N	Western Mich.	4 3
				172	A	Massachusetts	2 5	169	A	Charlotte	2 4	190	H	UMKC	3 1

Non-Div. I Games:

Saint Louis

Saint Louis

Average RPI Win: 124		WON-LOST	WINNING	LAST 10	STRENGTH OF		OPP. STRENGTH	TEAM	ADJ	CONF.	ADJ CONF.
Average RPI Loss: 57		RECORD	PCT. RANK	GAMES	SCHEDULE		OF SCHEDULE	RPI	RPI	RPI	RPI
DIV. I ONLY		16-34-0	.32	247	5-5-0		38	28	127	.50456	127
DIV. I NON-CONF.		10-16-0	.38462	202	1-0-0		30	39	101	.51867	104
TOTALS		RPI 1-25	RPI 26-50		W-L RECORDS		RPI 51-100		RPI 101-150		RPI 150+
16-34-0		1-11-0	3-8-0		OVERALL		2-8-0		6-6-0		4-1-0
4-9-0		1-5-0	0-3-0		HOME		0-0-0		2-1-0		1-0-0
5-10-0		0-0-0	2-2-0		AWAY		1-4-0		2-4-0		0-0-0
7-15-0		0-6-0	1-3-0		NEUTRAL		1-4-0		2-1-0		3-1-0
10-16-0		0-6-0	1-3-0		NON-CONFERENCE		1-5-0		4-1-0		4-1-0
2-0-0		0-0-0	0-0-0		HOME		0-0-0		1-0-0		1-0-0
2-2-0		0-0-0	0-0-		AWAY		1-1-0		1-0-0		0-0-0
6-14-0		0-6-0	1-2-0		NEUTRAL		0-4-0		2-1-0		3-1-0
6-18-0		1-5-0	2-5-0		CONFERENCE		1-3-0		2-5-0		0-0-0
2-9-0		1-5-0	0-3-0		HOME		0-0-0		1-1-0		0-0-0
3-8-0		0-0-0	2-1-0		AWAY		0-3-0		1-4-0		0-0-0
1-1-0		0-0-0	0-1-0		NEUTRAL		1-0-0		0-0-0		0-0-0
RPI S	Opponent	Score		RPI S	Opponent	Score		RPI S	Opponent	Score	
1 N	Oklahoma	0	8	31 N	Arizona	2	10	59 N	Texas Tech	3	14
2 N	Texas	4	8	32 N	Minnesota	0	4	60 A	Ohio St.	3	4
5 H	Michigan	4	7	37 N	South Carolina	3	4	60 A	Ohio St.	7	16
5 H	Michigan	6	9	39 A	Iowa	6	5	60 A	Ohio St.	0	2
5 H	Michigan	4	18	39 A	Iowa	6	3	69 N	Illinois	5	2
6 N	Washington	2	13	39 A	Iowa	0	5	76 N	Longwood	8	9
11 H	Nebraska	0	2	42 A	North Carolina	2	10	84 A	New Mexico St.	10	2
11 H	Nebraska	1	3	45 H	Northwestern	1	2	84 A	New Mexico St.	2	10
11 H	Nebraska	3	2	45 H	Northwestern	3	8	99 N	Colorado St.	2	10
13 N	LSU	5	6	45 H	Northwestern	14	17	100 N	Central Mich.	4	7
17 N	Texas A&M	2	12	46 N	DePaul	7	6				
19 N	Hofstra	0	3								
LAST 10 GAMES											
	32 N Minnesota	0	4		39 A Iowa	0	5				
	69 N Illinois	5	2		39 A Iowa	6	5				
	11 H Nebraska	0	2		39 A Iowa	6	3				
	11 H Nebraska	3	2		121 H Kent St.	2	1				
	11 H Nebraska	1	3		45 H Northwestern	1	2				

Non-Div. I Games:

Penn St.

Average RPI Win: 148		WON-LOST	WINNING	LAST 10	STRENGTH OF		OPP. STRENGTH	TEAM	ADJ	CONF.	ADJ CONF.
Average RPI Loss: 100		RECORD	PCT. RANK	GAMES	SCHEDULE		OF SCHEDULE	RPI	RPI	RPI	RPI
DIV. I ONLY		25-26-1	.49038	144	7-3-0		115	96	126	.50454	128
DIV. I NON-CONF.		16-17-1	.48529	148	0-0-0		133	103	134	.50151	131
TOTALS		RPI 1-25	RPI 26-50		W-L RECORDS		RPI 51-100		RPI 101-150		RPI 150+
25-26-1	0-3-0	3-5-1		OVERALL		3-3-0		7-10-0		12-5-0	
10-5-0	0-0-0	2-1-0		HOME		2-1-0		2-1-0		4-2-0	
8-10-0	0-1-0	0-3-0		AWAY		0-0-0		3-6-0		5-0-0	
7-11-1	0-2-0	1-1-1		NEUTRAL		1-2-0		2-3-0		3-3-0	
16-17-1	0-3-0	1-4-1		NON-CONFERENCE		1-2-0		2-3-0		12-5-0	
4-2-0	0-0-0	0-0-0		HOME		0-0-0		0-0-0		4-2-0	
5-4-0	0-1-0	0-0-		AWAY		0-0-0		0-0-0		5-0-0	
7-11-1	0-2-0	1-1-1		NEUTRAL		1-2-0		2-3-0		3-3-0	
9-9-0	0-0-0	2-1-0		CONFERENCE		2-1-0		5-7-0		0-0-0	
6-3-0	0-0-0	2-1-0		HOME		2-1-0		2-1-0		0-0-0	
3-6-0	0-0-0	0-0-0		AWAY		0-0-0		3-6-0		0-0-0	
0-0-0	0-0-0	0-0-0		NEUTRAL		0-0-0		0-0-0		0-0-0	
RPI S	Opponent	Score	RPI S	Opponent	Score	RPI S	Opponent	Score	RPI S	Opponent	Score
7 N	Oregon	1 9	30 N	Tulsa	6 6	54 N	Long Beach St.	2 6	103 N	Iowa St.	4 9
8 A	Arizona St.	0 10	30 N	Tulsa	2 5	59 N	Texas Tech	2 3	106 N	BYU	1 8
20 N	UCLA	4 5	31 A	Arizona	4 14	59 N	Texas Tech	4 2	109 H	Nevada	7 6
			31 A	Arizona	2 10	99 H	Colorado St.	3 2	109 H	Nevada	10 2
			31 A	Arizona	5 9	99 H	Colorado St.	5 2	109 H	Nevada	5 8
			45 N	Northwestern	11 3	99 H	Colorado St.	4 5	116 A	Fresno St.	1 3
			48 H	San Diego St.	5 3				116 A	Fresno St.	0 5
			48 H	San Diego St.	5 3				116 A	Fresno St.	4 7
			48 H	San Diego St.	2 3				118 A	UNLV	15 6
									118 A	UNLV	0 5
									118 A	UNLV	9 7
									141 N	Rutgers	2 9
									141 N	Rutgers	3 1
									143 A	New Mexico	13 0
									143 A	New Mexico	5 6
									143 A	New Mexico	6 7
									146 N	Stephen F. Austin	8 4
									151 A	UTSA	9 6
									152 H	Portland St.	2 1
									152 H	Portland St.	6 2
									152 N	Portland St.	1 2
									183 N	Missouri St.	0 6
									184 H	Idaho St.	4 6
									184 H	Idaho St.	8 0
									184 H	Idaho St.	8 7
									198 A	San Diego	5 3
									198 N	San Diego	6 8
LAST 10 GAMES			LAST 10 GAMES			LAST 10 GAMES			LAST 10 GAMES		
			109 H	Nevada	7 6				118 A	UNLV	15 6
			109 H	Nevada	5 8				99 H	Colorado St.	4 5
			109 H	Nevada	10 2				99 H	Colorado St.	5 2
			118 A	UNLV	0 5				99 H	Colorado St.	3 2
			118 A	UNLV	9 7				48 H	San Diego St.	5 3

Non-Div. I Games:

Boise St.

Boise St.

Through Games Of June 4, 2013 (FINAL)

RPI	S	Opponent	Score	
198	N	San Diego	1	0
211	A	UC Riverside	4	2
231	A	Southern Utah	5	3
231	A	Southern Utah	12	1
248	H	Utah St.	3	5
248	N	Utah St.	2	0
266	N	Weber St.	10	1

Boise St.

B  
o  
i  
s  
e  
s  
t  
.

B  
o  
i  
s  
e  
s  
t  
.

Average RPI Win:		195	WON-LOST RECORD		WINNING PCT. RANK	LAST 10 GAMES	STRENGTH OF SCHEDULE		OPP. STRENGTH OF SCHEDULE	TEAM RPI	ADJ RPI	CONF. RPI	ADJ CONF. RPI				
Average RPI Loss:		122															
DIV. I ONLY			35-20-0		.63636	68	7-3-0		253	167	131	.50449	129	21	21		
DIV. I NON-CONF.			21-10-0		.67742	56	3-0-0		221	174	95	.52578	90	17	17		
TOTALS		RPI 1-25		RPI 26-50		W-L RECORDS		RPI 51-100		RPI 101-150		RPI 150+					
35-20-0		0-3-0		1-2-0		OVERALL		3-1-0		5-6-0		26-8-0					
12-5-0		0-0-0		0-0-0		HOME		0-1-0		2-2-0		10-2-0					
11-10-0		0-0-0		1-2-0		AWAY		1-0-0		1-4-0		8-4-0					
12-5-0		0-3-0		0-0-0		NEUTRAL		2-0-0		2-0-0		8-2-0					
21-10-0		0-3-0		1-2-0		NON-CONFERENCE		3-1-0		2-1-0		15-3-0					
3-2-0		0-0-0		0-0-0		HOME		0-1-0		0-0-0		3-1-0					
6-3-0		0-0-0		1-0-		AWAY		1-0-0		0-1-0		4-0-0					
12-5-0		0-3-0		0-0-0		NEUTRAL		2-0-0		2-0-0		8-2-0					
14-10-0		0-0-0		0-0-0		CONFERENCE		0-0-0		3-5-0		11-5-0					
9-3-0		0-0-0		0-0-0		HOME		0-0-0		2-2-0		7-1-0					
5-7-0		0-0-0		0-0-0		AWAY		0-0-0		1-3-0		4-4-0					
0-0-0		0-0-0		0-0-0		NEUTRAL		0-0-0		0-0-0		0-0-0					
RPI	S	Opponent		Score		RPI	S	Opponent		Score		RPI	S	Opponent		Score	
7	N	Oregon		1	9	27	A	Arkansas		0	3	53	N	Oklahoma St.		3	1
21	N	Hawaii		1	3	27	A	Arkansas		3	1	57	N	San Jose St.		4	1
22	N	California		4	12	27	A	Arkansas		0	5	68	A	Utah		4	1
												68	H	Utah		2	4
														106 H BYU			
														109 N Nevada		11	1
														118 A UNLV		5	9
														134 A Loyola Marymount		1	0
														134 A Loyola Marymount		1	2
														134 A Loyola Marymount		1	2
														134 A Loyola Marymount		3	5
														145 N South Dakota		4	3
														165 A St. Mary's (CA)		3	1
														165 A St. Mary's (CA)		0	1
														165 A St. Mary's (CA)		3	1
														165 A St. Mary's (CA)		1	5
														180 N Fairleigh Dickinson		2	1
														184 A Idaho St.		3	0
														184 H Idaho St.		6	8
														184 N Idaho St.		3	11
														195 H Marist		4	3
														198 A San Diego		4	3
														198 A San Diego		1	5
														198 A San Diego		1	0
														198 A San Diego		2	3
														200 H CSU Bakersfield		0	2
														200 H CSU Bakersfield		10	1
														200 H CSU Bakersfield		7	1
				LAST 10 GAMES													
														134 A Loyola Marymount		3	5
														266 H Weber St.		7	1
														266 H Weber St.		3	2
														259 H Santa Clara		5	0
														259 H Santa Clara		4	1
														259 H Santa Clara		9	1
														184 A Idaho St.		3	0

Non-Div. I Games:

Utah Valley

RPI	S	Opponent	Score	
200	H	CSU Bakersfield	3	1
215	N	Green Bay	6	2
231	N	Southern Utah	3	0
236	N	Youngstown St.	8	3
245	N	Columbia	0	1
248	A	Utah St.	3	2
259	H	Santa Clara	5	0
259	H	Santa Clara	3	1
259	H	Santa Clara	9	1
259	H	Santa Clara	4	1
262	N	North Dakota	4	3
266	A	Weber St.	8	0
266	A	Weber St.	8	6
266	H	Weber St.	3	2
266	H	Weber St.	7	1
269	N	Wagner	4	2
277	N	Rider	5	4
288	N	Saint Peter's	12	3

Utah Valley

U  
t  
a  
h  
V  
a  
l  
l  
e  
yU  
t  
a  
h  
V  
a  
l  
l  
e  
y



[illegible]

**Non-Div. I Games:**

Lehigh

RPI	S	Opponent	Score	
256	A	Colgate	7	2
256	H	Colgate	3	1
258	N	Iona	5	8
258	N	Iona	6	2
260	H	Holy Cross	8	0
260	H	Holy Cross	4	0
260	H	Holy Cross	5	0
260	H	Holy Cross	4	2
262	N	North Dakota	7	0
262	N	North Dakota	3	5
267	H	Niagara	3	1
267	H	Niagara	10	8
267	H	Niagara	4	3
267	H	Niagara	6	3
269	N	Wagner	7	0
277	H	Rider	6	3
280	H	Lafayette	1	2
280	H	Lafayette	6	1
280	H	Lafayette	9	1
280	H	Lafayette	5	0
288	N	Saint Peter's	13	2

Lehigh

Average RPI Win: 164		WON-LOST RECORD	WINNING PCT. RANK	LAST 10 GAMES	STRENGTH OF SCHEDULE	OPP. STRENGTH OF SCHEDULE	TEAM RPI	ADJ RPI		CONF. RPI	ADJ CONF. RPI				
Average RPI Loss: 111															
DIV. I ONLY		27-27-0	.5	134	5-5-0	130	159	133	.50211	131	14	14			
DIV. I NON-CONF.		17-14-0	.54839	110	2-0-0	132	186	111	.51489	108	14	14			
<hr/>															
TOTALS		RPI 1-25		RPI 26-50		W-L RECORDS		RPI 51-100		RPI 101-150		RPI 150+			
27-27-0		0-0-0		2-5-0		OVERALL		3-12-0		5-2-0		17-8-0			
8-13-0		0-0-0		2-3-0		HOME		0-5-0		2-1-0		4-4-0			
14-11-0		0-0-0		0-2-0		AWAY		3-6-0		2-1-0		9-2-0			
5-3-0		0-0-0		0-0-0		NEUTRAL		0-1-0		1-0-0		4-2-0			
17-14-0		0-0-0		2-5-0		NON-CONFERENCE		1-5-0		1-0-0		13-4-0			
4-7-0		0-0-0		2-3-0		HOME		0-2-0		0-0-0		2-2-0			
8-5-0		0-0-0		0-0-		AWAY		1-2-0		0-0-0		7-1-0			
5-2-0		0-0-0		0-0-0		NEUTRAL		0-1-0		1-0-0		4-1-0			
10-13-0		0-0-0		0-0-0		CONFERENCE		2-7-0		4-2-0		4-4-0			
4-6-0		0-0-0		0-0-0		HOME		0-3-0		2-1-0		2-2-0			
6-6-0		0-0-0		0-0-0		AWAY		2-4-0		2-1-0		2-1-0			
0-1-0		0-0-0		0-0-0		NEUTRAL		0-0-0		0-0-0		0-1-0			
RPI	S	Opponent	Score	RPI	S	Opponent	Score	RPI	S	Opponent	Score	RPI	S	Opponent	Score
				37	H	South Carolina	8 6	51	A	Georgia St.	6 2	104	A	UNC Greensboro	10 5
				37	H	South Carolina	5 6	51	A	Georgia St.	1 3	104	A	UNC Greensboro	0 1
				43	A	USC Upstate	6 8	56	H	Kennesaw St.	3 4	104	A	UNC Greensboro	8 0
				43	A	USC Upstate	0 5	56	H	Kennesaw St.	0 1	121	N	Kent St.	8 5
				50	H	Kansas	0 4	66	A	Auburn	1 9	136	H	Chattanooga	4 0
				50	H	Kansas	1 11	73	A	Ga. Southern	5 4	136	H	Chattanooga	9 1
				50	H	Kansas	2 0	73	A	Ga. Southern	3 2	136	H	Chattanooga	1 6
								73	A	Ga. Southern	0 6	153	H	Towson	8 2
								94	A	Appalachian St.	2 3	153	H	Towson	8 4
								94	A	Appalachian St.	3 5	164	N	Dayton	3 4
								94	A	Appalachian St.	4 5	169	A	Charlotte	3 0
								96	N	Monmouth	2 4	169	A	Charlotte	2 0
								97	H	Col. of Charleston	0 3	171	A	Samford	4 3
								97	H	Col. of Charleston	1 4	171	A	Samford	3 5
								97	H	Col. of Charleston	2 3	171	A	Samford	6 1
												171	N	Samford	0 1
												173	N	Army	4 2
												194	H	Elon	3 2
												206	H	East Tenn. St.	3 6
												206	H	East Tenn. St.	2 3
												207	N	Austin Peay	3 1
												212	H	Western Caro.	3 0
												212	H	Western Caro.	4 5
												212	H	Western Caro.	0 1
												214	A	Presbyterian	7 5
												214	A	Presbyterian	2 3
												229	A	Gardner-Webb	3 2
LAST 10 GAMES															
				171	N	Samford	0 1	194	H	Elon	3 2	212	H	Western Caro.	4 5
				104	A	UNC Greensboro	0 1	291	A	South Carolina St.	6 2	212	H	Western Caro.	0 1
				171	A	Samford	4 3	291	A	South Carolina St.	11 1	214	A	Presbyterian	7 5
				171	A	Samford	3 5	94	A	Appalachian St.	3 5	214	A	Presbyterian	2 3
				171	A	Samford	6 1	94	A	Appalachian St.	2 3	229	A	Gardner-Webb	3 2

Non-Div. I Games:

Furman

RPI	S	Opponent	Score	
229	A	Gardner-Webb	6	3
239	N	Hartford	4	0
265	N	Rhode Island	4	0
291	A	South Carolina St.	11	1
291	A	South Carolina St.	6	2

Furman

F  
u  
r  
m  
a  
n

F  
u  
r  
m  
a  
n

[illegible]

**Non-Div. I Games:**

Northern Ill.

RPI	S	Opponent	Score	
202	N	Sacramento St.	5	13
211	A	UC Riverside	5	1
211	A	UC Riverside	7	0
216	A	Miami (OH)	4	5
216	A	Miami (OH)	2	5
216	N	Miami (OH)	2	1
219	A	Buffalo	6	4
219	A	Buffalo	6	0
257	H	Toledo	11	2
257	H	Toledo	6	5
258	N	Iona	11	3

N  
o  
r  
t  
h  
e  
r  
n  
I  
l  
l  
.

N  
o  
r  
t  
h  
e  
r  
n  
I  
l  
l  
.

[illegible]

**Non-Div. I Games:**

Jacksonville St.

RPI	S	Opponent	Score	
261	H	Alabama St.	4	3
284	A	Alabama A&M	9	1
284	A	Alabama A&M	7	1
284	H	Alabama A&M	9	1
284	H	Alabama A&M	12	0
286	N	Southern U.	7	0

Jacksonville St.

J  
a  
c  
k  
s  
o  
n  
v  
i  
l  
l  
e  
s  
t  
.

J  
a  
c  
k  
s  
o  
n  
v  
i  
l  
l  
e  
s  
t  
.





RPI	S	Opponent	Score	
200	A	CSU Bakersfield	7	6
205	N	Seattle	5	6
205	N	Seattle	2	0
208	H	Harvard	8	7
220	N	Quinnipiac	5	4
243	H	Bethune-Cookman	5	4
243	H	Bethune-Cookman	7	1
248	N	Utah St.	3	0
257	N	Toledo	1	3
259	A	Santa Clara	2	3
259	A	Santa Clara	3	4
259	A	Santa Clara	5	3
259	A	Santa Clara	2	1
266	N	Weber St.	6	0
268	N	Maine	11	2

Loyola Marymount

L  
o  
y  
o  
l  
a  
M  
a  
r  
y  
m  
o  
u  
n  
t

L  
o  
y  
o  
l  
a  
M  
a  
r  
y  
m  
o  
u  
n  
t



Average RPI Win:	158	WON-LOST	WINNING	LAST 10	STRENGTH OF	OPP. STRENGTH	TEAM	ADJ	CONF.	ADJ CONF.	
Average RPI Loss:	112	RECORD	PCT. RANK	GAMES	SCHEDULE	OF SCHEDULE	RPI	RPI	RPI	RPI	
DIV. I ONLY	26-28-0	.48148	147	2-8-0	133	136	140	.4956	136	14	14
DIV. I NON-CONF.	16-15-0	.51613	134	0-2-0	190	128	149	.49388	147	14	14
<hr/>											
TOTALS	RPI 1-25	RPI 26-50		W-L RECORDS		RPI 51-100		RPI 101-150		RPI 150+	
26-28-0	0-0-0	1-4-0		OVERALL		6-12-0		5-4-0		14-8-0	
10-6-0	0-0-0	1-0-0		HOME		5-3-0		3-1-0		1-2-0	
7-11-0	0-0-0	0-1-0		AWAY		1-3-0		1-2-0		5-1-0	
9-11-0	0-0-0	0-2-0		NEUTRAL		0-6-0		1-1-0		8-2-0	
16-15-0	0-0-0	1-4-0		NON-CONFERENCE		2-5-0		2-1-0		11-5-0	
4-3-0	0-0-0	1-0-0		HOME		1-1-0		1-0-0		1-2-0	
3-3-0	0-0-0	0-0-		AWAY		1-0-0		0-0-0		2-1-0	
9-9-0	0-0-0	0-2-0		NEUTRAL		0-4-0		1-1-0		8-2-0	
10-13-0	0-0-0	0-0-0		CONFERENCE		4-7-0		3-3-0		3-3-0	
6-3-0	0-0-0	0-0-0		HOME		4-2-0		2-1-0		0-0-0	
4-8-0	0-0-0	0-0-0		AWAY		0-3-0		1-2-0		3-3-0	
0-2-0	0-0-0	0-0-0		NEUTRAL		0-2-0		0-0-0		0-0-0	
RPI	S	Opponent	Score	RPI	S	Opponent	Score	RPI	S	Opponent	Score
				29	A	UAB	0 7	51	H	Georgia St.	1 3
				29	A	UAB	0 3	66	A	Auburn	6 4
				33	N	Virginia Tech	5 7	73	H	Ga. Southern	6 5
				49	H	Lipscomb	1 0	73	H	Ga. Southern	1 7
				50	N	Kansas	1 6	73	H	Ga. Southern	3 0
								73	N	Ga. Southern	2 6
								79	N	Fordham	1 9
								79	N	Fordham	5 6
								79	N	Fordham	1 2
								88	N	Central Ark.	0 8
								93	H	Eastern Ky.	4 3
								94	H	Appalachian St.	5 3
								94	H	Appalachian St.	8 3
								94	H	Appalachian St.	1 5
								97	A	Col. of Charleston	0 6
								97	A	Col. of Charleston	2 3
								97	A	Col. of Charleston	2 12
								97	N	Col. of Charleston	3 5

Non-Div. I Games:

Chattanooga

RPI	S	Opponent	Score	
232	N	Indiana St.	9	2
244	N	Tennessee St.	9	1
257	N	Toledo	9	0
269	N	Wagner	9	2

Chattanooga

C  
h  
a  
t  
t  
a  
n  
o  
o  
g  
a

C  
h  
a  
t  
t  
a  
n  
o  
o  
g  
a



RPI	S	Opponent	Score	
211	H	UC Riverside	8	5
211	H	UC Riverside	12	3
259	A	Santa Clara	7	3
259	N	Santa Clara	5	0
266	N	Weber St.	1	3
266	N	Weber St.	8	0

Cal St. Northridge

C  
a  
l  
s  
t  
.  
N  
o  
r  
t  
h  
r  
i  
d  
g  
e

C  
a  
l  
s  
t  
.  
N  
o  
r  
t  
h  
r  
i  
d  
g  
e

Average RPI Win: 211		WON-LOST	WINNING	LAST 10	STRENGTH OF		OPP. STRENGTH	TEAM	ADJ	CONF.	ADJ CONF.
Average RPI Loss: 117		RECORD	PCT. RANK	GAMES	SCHEDULE		OF SCHEDULE	RPI	RPI	RPI	RPI
DIV. I ONLY		30-17-0	.6383	67	6-4-0		256	198	135	.49358	138
DIV. I NON-CONF.		15-11-0	.57692	94	2-0-0		266	135	170	.47658	174
TOTALS		RPI 1-25	RPI 26-50		W-L RECORDS		RPI 51-100		RPI 101-150		RPI 150+
30-17-0		0-2-0	0-1-0		OVERALL		2-7-0		5-3-0		23-4-0
8-6-0		0-0-0	0-0-0		HOME		2-4-0		0-1-0		6-1-0
15-5-0		0-1-0	0-0-0		AWAY		0-2-0		3-0-0		12-2-0
7-6-0		0-1-0	0-1-0		NEUTRAL		0-1-0		2-2-0		5-1-0
15-11-0		0-2-0	0-1-0		NON-CONFERENCE		1-4-0		2-2-0		12-2-0
1-1-0		0-0-0	0-0-0		HOME		1-1-0		0-0-0		0-0-0
7-4-0		0-1-0	0-0-		AWAY		0-2-0		0-0-0		7-1-0
7-6-0		0-1-0	0-1-0		NEUTRAL		0-1-0		2-2-0		5-1-0
15-6-0		0-0-0	0-0-0		CONFERENCE		1-3-0		3-1-0		11-2-0
7-5-0		0-0-0	0-0-0		HOME		1-3-0		0-1-0		6-1-0
8-1-0		0-0-0	0-0-0		AWAY		0-0-0		3-0-0		5-1-0
0-0-0		0-0-0	0-0-0		NEUTRAL		0-0-0		0-0-0		0-0-0
RPI S	Opponent	Score	RPI S	Opponent	Score	RPI S	Opponent	Score	RPI S	Opponent	Score
8 A	Arizona St.	1 9	42 N	North Carolina	4 7	75 H	Syracuse	10 14	121 N	Kent St.	8 0
24 N	Baylor	1 6				75 H	Syracuse	8 0	124 N	Connecticut	5 6
						79 N	Fordham	10 13	124 N	Connecticut	5 1
						82 A	FIU	3 4	125 A	Stony Brook	3 2
						92 A	Maryland	9 10	125 A	Stony Brook	3 0
						98 H	Albany (NY)	1 2	125 A	Stony Brook	5 2
						98 H	Albany (NY)	2 4	125 H	Stony Brook	0 9
						98 H	Albany (NY)	2 3	144 N	East Carolina	2 3
						98 H	Albany (NY)	3 1	186 H	Boston U.	2 3
									186 H	Boston U.	8 0
									186 H	Boston U.	4 3
									193 N	St. John's (NY)	6 3
									201 A	Cornell	7 0
									201 A	Cornell	1 0
									203 A	Radford	5 4
									203 A	Radford	16 6
									203 N	Radford	4 3
									210 N	Morehead St.	1 2
									239 A	Hartford	6 1
									239 A	Hartford	3 5
									239 A	Hartford	3 0
									239 H	Hartford	7 1
									256 A	Colgate	7 3
									256 A	Colgate	7 1
									262 N	North Dakota	8 5
									268 H	Maine	11 2
									268 H	Maine	5 0
			LAST 10 GAMES			98 H	Albany (NY)	2 3	256 A	Colgate	7 3
			125 H	Stony Brook	0 9	201 A	Cornell	7 0	256 A	Colgate	7 1
			98 H	Albany (NY)	2 4	201 A	Cornell	1 0	262 N	North Dakota	8 5
			239 H	Hartford	7 1	125 A	Stony Brook	5 2	268 H	Maine	11 2
			98 H	Albany (NY)	1 2	125 A	Stony Brook	3 2	268 H	Maine	5 0
			98 H	Albany (NY)	3 1						

Non-Div. I Games:

Binghamton



Binghamton

Average RPI Win: 199		WON-LOST RECORD		WINNING PCT. RANK		LAST 10 GAMES		STRENGTH OF SCHEDULE		OPP. STRENGTH OF SCHEDULE		TEAM RPI		ADJ RPI		CONF. RPI		ADJ CONF. RPI	
DIV. I ONLY		28-19-0		.59574 83		6-4-0		241		210		143		.49323 139		26		25	
DIV. I NON-CONF.		12-12-0		.5 139		0-1-0		151		148		144		.49822 141		24		25	
TOTALS		RPI 1-25		RPI 26-50		W-L RECORDS		RPI 51-100		RPI 101-150		RPI 150+							
28-19-0		0-0-0		1-1-0		OVERALL		2-5-0		1-5-0		24-8-0							
9-3-0		0-0-0		0-0-0		HOME		1-1-0		0-1-0		8-1-0							
9-8-0		0-0-0		1-1-0		AWAY		0-1-0		0-2-0		8-4-0							
10-8-0		0-0-0		0-0-0		NEUTRAL		1-3-0		1-2-0		8-3-0							
12-12-0		0-0-0		1-1-0		NON-CONFERENCE		2-5-0		1-5-0		8-1-0							
1-2-0		0-0-0		0-0-0		HOME		1-1-0		0-1-0		0-0-0							
1-4-0		0-0-0		1-0-		AWAY		0-1-0		0-2-0		0-0-0							
10-6-0		0-0-0		0-0-0		NEUTRAL		1-3-0		1-2-0		8-1-0							
16-7-0		0-0-0		0-0-0		CONFERENCE		0-0-0		0-0-0		16-7-0							
8-1-0		0-0-0		0-0-0		HOME		0-0-0		0-0-0		8-1-0							
8-4-0		0-0-0		0-0-0		AWAY		0-0-0		0-0-0		8-4-0							
0-2-0		0-0-0		0-0-0		NEUTRAL		0-0-0		0-0-0		0-2-0							
RPI S	Opponent	Score		RPI S	Opponent	Score		RPI S	Opponent	Score		RPI S	Opponent	Score					
45	A Northwestern	1	0	55	N FGCU	2	5	101	H Purdue	4	7								
46	A DePaul	0	4	69	A Illinois	2	3	102	A Coastal Caro.	1	5								
				77	N SIU Edwardsville	0	2	102	A Coastal Caro.	3	5								
				89	H IPFW	0	4	110	N Penn	3	2								
				89	H IPFW	1	0	126	N Saint Louis	2	8								
				93	N Eastern Ky.	4	1	127	N Penn St.	7	11								
				100	N Central Mich.	2	3	154	N Providence	5	0								
								156	A Ill.-Chicago	1	9								
								156	A Ill.-Chicago	1	2								
								156	A Ill.-Chicago	9	8								
								158	N Villanova	7	1								
								178	H Valparaiso	7	0								
								178	H Valparaiso	6	2								
								178	H Valparaiso	9	1								
								181	N LIU Brooklyn	2	0								
								187	N Western Mich.	6	3								
								187	N Western Mich.	6	8								
								215	H Green Bay	2	1								
								215	H Green Bay	3	0								
								215	H Green Bay	5	4								
								218	H Wright St.	2	1								
								218	H Wright St.	4	2								
								218	H Wright St.	3	5								
								220	N Quinnipiac	7	3								
								236	A Youngstown St.	6	0								
								236	A Youngstown St.	0	6								
								236	A Youngstown St.	8	5								
LAST 10 GAMES																			
238	N Cleveland St.	4	5	215	H Green Bay	3	0	218	H Wright St.	3	5								
236	N Youngstown St.	0	2	215	H Green Bay	2	1	220	N Quinnipiac	7	3								
218	H Wright St.	4	2	215	H Green Bay	5	4	236	A Youngstown St.	6	0								
218	H Wright St.	3	5	46	A DePaul	0	4	236	A Youngstown St.	0	6								
218	H Wright St.	2	1	238	A Cleveland St.	3	0	236	A Youngstown St.	8	5								

**Non-Div. I Games:**

Loyola Chicago

RPI	S	Opponent	Score	
236	N	Youngstown St.	0	2
238	A	Cleveland St.	5	4
238	A	Cleveland St.	1	2
238	A	Cleveland St.	3	0
238	N	Cleveland St.	4	5
257	N	Toledo	10	1
263	N	La Salle	5	3
265	N	Rhode Island	7	0
276	A	Detroit	8	4
276	A	Detroit	7	3
276	A	Detroit	12	0

Loyola Chicago

L  
o  
y  
o  
l  
a  
C  
h  
i  
c  
a  
g  
o

L  
o  
y  
o  
l  
a  
C  
h  
i  
c  
a  
g  
o

Average RPI Win:		189	WON-LOST RECORD		WINNING PCT. RANK		LAST 10 GAMES		STRENGTH OF SCHEDULE		OPP. STRENGTH OF SCHEDULE		TEAM RPI		ADJ RPI		CONF. RPI		ADJ CONF. RPI				
DIV. I ONLY			28-23-0		.54902 115		3-7-0		209		181		146		.49254 140		19		19				
DIV. I NON-CONF.			18-8-0		.69231 48		0-1-0		187		171		74		.53691 76		20		20				
TOTALS		RPI 1-25		RPI 26-50		W-L RECORDS		RPI 51-100		RPI 101-150		RPI 150+											
28-23-0		0-1-0		1-1-0		OVERALL		1-7-0		2-6-0		24-8-0											
7-9-0		0-0-0		0-0-0		HOME		1-3-0		0-2-0		6-4-0											
14-10-0		0-1-0		1-1-0		AWAY		0-3-0		0-2-0		13-3-0											
7-4-0		0-0-0		0-0-0		NEUTRAL		0-1-0		2-2-0		5-1-0											
18-8-0		0-1-0		1-1-0		NON-CONFERENCE		1-2-0		2-2-0		14-2-0											
1-1-0		0-0-0		0-0-0		HOME		1-1-0		0-0-0		0-0-0											
11-5-0		0-1-0		1-0-		AWAY		0-1-0		0-0-0		10-2-0											
6-2-0		0-0-0		0-0-0		NEUTRAL		0-0-0		2-2-0		4-0-0											
10-15-0		0-0-0		0-0-0		CONFERENCE		0-5-0		0-4-0		10-6-0											
6-8-0		0-0-0		0-0-0		HOME		0-2-0		0-2-0		6-4-0											
3-5-0		0-0-0		0-0-0		AWAY		0-2-0		0-2-0		3-1-0											
1-2-0		0-0-0		0-0-0		NEUTRAL		0-1-0		0-0-0		1-1-0											
RPI	S	Opponent		Score		RPI	S	Opponent		Score		RPI	S	Opponent		Score							
5	A	Michigan		1 9		26	A	Western Ky.		1 3		56	A	Kennesaw St.		0 5							
						26	A	Western Ky.		8 6		65	H	Ball St.		1 3							
												65	H	Ball St.		1 4							
												89	H	IPFW		7 1							
												89	H	IPFW		4 6							
												100	A	Central Mich.		2 4							
												100	A	Central Mich.		0 5							
												100	N	Central Mich.		0 8							
												113	N	Campbell		4 3							
												114	N	Murray St.		4 6							
												114	N	Murray St.		1 0							
												121	H	Kent St.		1 5							
												121	H	Kent St.		0 1							
												132	A	Northern Ill.		0 3							
												132	A	Northern Ill.		4 5							
												133	N	Jacksonville St.		7 12							
												160	N	George Washington		1 0							
												164	A	Dayton		3 0							
												164	A	Dayton		5 3							
												170	A	Evansville		2 3							
												170	A	Evansville		7 6							
												178	A	Valparaiso		6 3							
												178	A	Valparaiso		5 0							
												185	H	Ohio		3 2							
												185	H	Ohio		1 5							
												185	N	Ohio		2 0							
												187	A	Western Mich.		2 0							
												187	A	Western Mich.		3 4							
												196	A	Eastern Mich.		4 0							
												196	A	Eastern Mich.		6 1							
												199	H	Akron		3 0							
												199	H	Akron		2 0							
												206	A	East Tenn. St.		1 0							
												206	A	East Tenn. St.		0 5							
												216	H	Miami (OH)		2 3							
LAST 10 GAMES																							
257 N Toledo						4 7						187 A Western Mich.						2 0					
100 N Central Mich.						0 8						187 A Western Mich.						3 4					
185 N Ohio						2 0						257 H Toledo						1 0					
132 A Northern Ill.						4 5						257 H Toledo						1 3					
132 A Northern Ill.						0 3						89 H IPFW						4 6					

**Non-Div. I Games:**

Bowling Green

RPI	S	Opponent	Score	
216	H	Miami (OH)	5	1
218	A	Wright St.	2	1
218	A	Wright St.	2	0
219	H	Buffalo	0	2
219	H	Buffalo	2	1
235	N	Southeast Mo. St.	4	1
235	N	Southeast Mo. St.	4	1
236	N	Youngstown St.	1	0
257	H	Toledo	1	3
257	H	Toledo	1	0
257	N	Toledo	4	7
276	A	Detroit	12	3
276	A	Detroit	9	1

Bowling Green

B  
o  
w  
l  
i  
n  
g  
G  
r  
e  
e  
n

B  
o  
w  
l  
i  
n  
g  
G  
r  
e  
e  
n

[illegible]

**Non-Div. I Games:**

Rutgers

RPI	S	Opponent	Score	
193	A	St. John's (NY)	5	1
193	A	St. John's (NY)	1	5
193	A	St. John's (NY)	0	2
201	N	Cornell	9	1
202	N	Sacramento St.	1	4
209	N	Boston College	15	6
217	A	George Mason	8	3
217	A	George Mason	0	3
217	A	George Mason	7	2
239	H	Hartford	5	0
239	H	Hartford	7	0
240	N	Florida A&M	8	0
258	H	Iona	9	5
268	N	Maine	2	0
277	N	Rider	10	0
280	A	Lafayette	7	0
280	A	Lafayette	8	0

Rutgers

R  
u  
t  
g  
e  
r  
s

R  
u  
t  
g  
e  
r  
s

Average RPI Win:	180	WON-LOST RECORD	WINNING PCT. RANK	LAST 10 GAMES	STRENGTH OF SCHEDULE	OPP. STRENGTH OF SCHEDULE	TEAM RPI	ADJ RPI	CONF. RPI	ADJ CONF. RPI						
DIV. I ONLY		29-23-0	.55769	110	4-6-0	193	178	134	.49114	142	13	13				
DIV. I NON-CONF.		16-7-0	.69565	45	0-0-0	261	241	121	.50031	134	15	15				
<hr/>																
TOTALS	RPI 1-25	RPI 26-50		W-L RECORDS		RPI 51-100		RPI 101-150		RPI 150+						
29-23-0	0-2-0	0-0-0		OVERALL		7-8-0		5-6-0		17-7-0						
15-8-0	0-0-0	0-0-0		HOME		4-2-0		2-1-0		9-5-0						
11-11-0	0-2-0	0-0-0		AWAY		2-4-0		2-4-0		7-1-0						
3-4-0	0-0-0	0-0-0		NEUTRAL		1-2-0		1-1-0		1-1-0						
16-7-0	0-2-0	0-0-0		NON-CONFERENCE		1-0-0		3-2-0		12-3-0						
9-3-0	0-0-0	0-0-0		HOME		1-0-0		2-1-0		6-2-0						
5-2-0	0-2-0	0-0-		AWAY		0-0-0		0-0-0		5-0-0						
2-2-0	0-0-0	0-0-0		NEUTRAL		0-0-0		1-1-0		1-1-0						
13-16-0	0-0-0	0-0-0		CONFERENCE		6-8-0		2-4-0		5-4-0						
6-5-0	0-0-0	0-0-0		HOME		3-2-0		0-0-0		3-3-0						
6-9-0	0-0-0	0-0-0		AWAY		2-4-0		2-4-0		2-1-0						
1-2-0	0-0-0	0-0-0		NEUTRAL		1-2-0		0-0-0		0-0-0						
RPI	S	Opponent	Score		RPI	S	Opponent	Score		RPI	S	Opponent	Score			
13	A	LSU	1	5						101	N	Purdue	3	1		
17	A	Texas A&M	0	8						101	N	Purdue	0	6		
							61	H	Sam Houston St.	4	2	115	H	Delaware	2	4
							61	H	Sam Houston St.	3	1	126	H	Saint Louis	2	0
							61	N	Sam Houston St.	1	5	145	H	South Dakota	7	6
							61	N	Sam Houston St.	6	9	146	A	Stephen F. Austin	11	9
							63	H	Northwestern St.	1	4	146	A	Stephen F. Austin	1	5
							63	H	Northwestern St.	3	2	146	A	Stephen F. Austin	1	3
							81	A	McNeese St.	5	3	149	A	Lamar	13	5
							81	A	McNeese St.	3	5	149	A	Lamar	6	7
							81	A	McNeese St.	2	4	149	A	Lamar	4	5
							81	N	McNeese St.	3	1	151	N	UTSA	3	2
							83	H	UT Martin	2	0	151	N	UTSA	0	4
							88	A	Central Ark.	1	0	166	A	Louisiana Tech	8	2
							88	A	Central Ark.	0	8	177	H	Nicholls St.	7	6
							88	A	Central Ark.	0	5	177	H	Nicholls St.	6	7
												177	H	Nicholls St.	2	3
												204	A	Houston Baptist	14	2
												204	A	Houston Baptist	4	3
												204	A	Houston Baptist	2	10
												226	H	A&M-Corpus Christi	5	0
												226	H	A&M-Corpus Christi	10	2
												226	H	A&M-Corpus Christi	0	6
												230	H	Jackson St.	1	2
												230	H	Jackson St.	10	2
												234	H	UTEP	3	4
												251	H	South Dakota St.	7	2
<hr/>																
LAST 10 GAMES																
							81	N	McNeese St.	3	1	146	A	Stephen F. Austin	11	9
							61	N	Sam Houston St.	1	5	63	H	Northwestern St.	3	2
							61	N	Sam Houston St.	6	9	63	H	Northwestern St.	1	4
							146	A	Stephen F. Austin	1	3	88	A	Central Ark.	0	5
							146	A	Stephen F. Austin	1	5	88	A	Central Ark.	1	0

Non-Div. I Games: Centenary (LA) 15 1 LSU-Alexandria 3 2

Southeastern La.



RPI	S	Opponent	Score	
254	A	Texas Southern	2	1
272	A	Ark.-Pine Bluff	10	4
272	A	Ark.-Pine Bluff	11	3
275	H	Alcorn	10	1
275	H	Alcorn	10	0
282	H	UMBC	13	5
286	A	Southern U.	14	2
286	H	Southern U.	4	0

Southeastern La.

S  
o  
u  
t  
h  
e  
a  
s  
t  
e  
r  
n  
L  
a  
.

S  
o  
u  
t  
h  
e  
a  
s  
t  
e  
r  
n  
L  
a  
.

Average RPI Win:	158	WON-LOST RECORD	WINNING PCT. RANK	LAST 10 GAMES	STRENGTH OF SCHEDULE	OPP. STRENGTH OF SCHEDULE	TEAM RPI	ADJ RPI	CONF. RPI	ADJ CONF. RPI					
Average RPI Loss:	85														
DIV. I ONLY		21-35-0	.375	212	2-8-0	70	94	150	.4907	143	11	11			
DIV. I NON-CONF.		18-20-0	.47368	155	2-0-0	61	92	96	.52152	99	11	11			
<hr/>															
TOTALS	RPI 1-25	RPI 26-50		W-L RECORDS		RPI 51-100		RPI 101-150		RPI 150+					
21-35-0	0-7-0	2-4-0		OVERALL		5-10-0		3-11-0		11-3-0					
11-10-0	0-0-0	0-0-0		HOME		3-5-0		2-4-0		6-1-0					
4-16-0	0-4-0	1-4-0		AWAY		1-2-0		1-5-0		1-1-0					
6-9-0	0-3-0	1-0-0		NEUTRAL		1-3-0		0-2-0		4-1-0					
18-20-0	0-7-0	2-1-0		NON-CONFERENCE		5-7-0		0-2-0		11-3-0					
9-3-0	0-0-0	0-0-0		HOME		3-2-0		0-0-0		6-1-0					
3-8-0	0-4-0	1-0-		AWAY		1-2-0		0-0-0		1-1-0					
6-9-0	0-3-0	1-0-0		NEUTRAL		1-3-0		0-2-0		4-1-0					
3-15-0	0-0-0	0-3-0		CONFERENCE		0-3-0		3-9-0		0-0-0					
2-7-0	0-0-0	0-0-0		HOME		0-3-0		2-4-0		0-0-0					
1-8-0	0-0-0	0-3-0		AWAY		0-0-0		1-5-0		0-0-0					
0-0-0	0-0-0	0-0-0		NEUTRAL		0-0-0		0-0-0		0-0-0					
<hr/>															
RPI	S	Opponent	Score	RPI	S	Opponent	Score	RPI	S	Opponent	Score	RPI	S	Opponent	Score
1	N	Oklahoma	1 11	40	A	Oregon St.	5 3	53	A	Oklahoma St.	1 6	106	N	BYU	1 6
6	A	Washington	0 12	40	A	Oregon St.	4 5	53	H	Oklahoma St.	0 11	109	H	Nevada	6 9
7	A	Oregon	0 10	48	A	San Diego St.	0 1	54	N	Long Beach St.	2 6	109	H	Nevada	4 6
7	A	Oregon	0 4	48	A	San Diego St.	1 4	57	N	San Jose St.	0 9	109	H	Nevada	1 10
8	A	Arizona St.	0 3	48	A	San Diego St.	0 5	66	N	Auburn	2 1	116	A	Fresno St.	0 3
11	N	Nebraska	0 11	50	N	Kansas	2 1	84	A	New Mexico St.	0 3	116	A	Fresno St.	1 2
20	N	UCLA	3 14					84	A	New Mexico St.	10 9	116	A	Fresno St.	0 4
								84	H	New Mexico St.	0 2	118	A	UNLV	0 1
								87	N	Creighton	1 5	118	A	UNLV	0 8
								89	H	IPFW	1 0	118	A	UNLV	10 0
								99	H	Colorado St.	2 3	128	H	Boise St.	7 6
								99	H	Colorado St.	5 11	128	H	Boise St.	0 13
								99	H	Colorado St.	5 10	128	H	Boise St.	6 5
								100	H	Central Mich.	4 1	135	N	Cal Poly	2 3
								100	H	Central Mich.	4 0	161	H	Bradley	3 1
												161	N	Bradley	7 1
												189	H	Hampton	2 7
												189	H	Hampton	11 3
												198	A	San Diego	2 1
												205	N	Seattle	2 0
												226	A	A&M-Corpus Christi	5 6
												234	H	UTEP	4 2
												234	H	UTEP	6 5
												248	N	Utah St.	4 2
												253	H	Siena	5 2
												253	H	Siena	13 5
												273	N	Yale	5 6
<hr/>															
				LAST 10 GAMES											
				99	H	Colorado St.	5 10	116	A	Fresno St.	0 3				
				99	H	Colorado St.	5 11	234	H	UTEP	6 5				
				99	H	Colorado St.	2 3	234	H	UTEP	4 2				
				116	A	Fresno St.	0 4	109	H	Nevada	1 10				
				116	A	Fresno St.	1 2	109	H	Nevada	4 6				

Non-Div. I Games:

New Mexico

RPI	S	Opponent	Score	
286	N	Southern U.	6	4

New Mexico

N  
e  
w  
M  
e  
x  
i  
c  
o

N  
e  
w  
M  
e  
x  
i  
c  
o



Average RPI Win:	216	WON-LOST RECORD	WINNING PCT. RANK	LAST 10 GAMES	STRENGTH OF SCHEDULE	OPP. STRENGTH OF SCHEDULE	TEAM RPI	ADJ RPI	CONF. RPI	ADJ CONF. RPI				
Average RPI Loss:	125													
DIV. I ONLY	28-20-0	.58333	93	4-6-0	206	228	137	.49014	145	18	18			
DIV. I NON-CONF.	16-11-0	.59259	87	0-0-0	262	258	175	.4732	181	21	21			
<hr/>														
TOTALS	RPI 1-25	RPI 26-50		W-L RECORDS		RPI 51-100		RPI 101-150		RPI 150+				
28-20-0	0-1-0	0-0-0		OVERALL		2-10-0		1-3-0		25-6-0				
7-5-0	0-0-0	0-0-0		HOME		0-4-0		0-0-0		7-1-0				
7-5-0	0-0-0	0-0-0		AWAY		1-2-0		0-1-0		6-2-0				
14-10-0	0-1-0	0-0-0		NEUTRAL		1-4-0		1-2-0		12-3-0				
16-11-0	0-1-0	0-0-0		NON-CONFERENCE		1-3-0		1-3-0		14-4-0				
1-1-0	0-0-0	0-0-0		HOME		0-0-0		0-0-0		1-1-0				
1-2-0	0-0-0	0-0-		AWAY		0-0-0		0-1-0		1-1-0				
14-8-0	0-1-0	0-0-0		NEUTRAL		1-3-0		1-2-0		12-2-0				
12-9-0	0-0-0	0-0-0		CONFERENCE		1-7-0		0-0-0		11-2-0				
6-4-0	0-0-0	0-0-0		HOME		0-4-0		0-0-0		6-0-0				
6-3-0	0-0-0	0-0-0		AWAY		1-2-0		0-0-0		5-1-0				
0-2-0	0-0-0	0-0-0		NEUTRAL		0-1-0		0-0-0		0-1-0				
<hr/>														
RPI	S	Opponent	Score		RPI	S	Opponent	Score		RPI	S	Opponent	Score	
4	N	Tennessee	0	5						62	A	North Dakota St.	5	1
										62	A	North Dakota St.	5	7
										62	A	North Dakota St.	1	4
										68	N	Utah	4	8
										71	H	Neb. Omaha	3	6
										71	H	Neb. Omaha	0	1
										83	N	UT Martin	5	2
										84	N	New Mexico St.	3	4
										84	N	New Mexico St.	0	1
										89	H	IPFW	4	7
										89	H	IPFW	1	2
										89	N	IPFW	2	5

Non-Div. I Games: LSU-Alexandria 8 0

South Dakota

RPI	S	Opponent	Score	
260	N	Holy Cross	14	2
262	H	North Dakota	8	9
262	H	North Dakota	4	3
263	N	La Salle	10	1
263	N	La Salle	12	3
276	N	Detroit	5	4
282	N	UMBC	9	4
287	N	Grambling	7	0

S  
o  
u  
t  
h  
D  
a  
k  
o  
t  
a

S  
o  
u  
t  
h  
D  
a  
k  
o  
t  
a

South Dakota



Average RPI Win: 161		WON-LOST	WINNING	LAST 10	STRENGTH OF		OPP. STRENGTH	TEAM	ADJ	CONF.	ADJ CONF.
Average RPI Loss: 110		RECORD	PCT. RANK	GAMES	SCHEDULE		OF SCHEDULE	RPI	RPI	RPI	RPI
DIV. I ONLY		25-28-0	.4717	153	6-4-0		156	121	155	.48885	147
DIV. I NON-CONF.		15-13-0	.53571	118	0-1-0		103	95	90	.52557	91
TOTALS		RPI 1-25	RPI 26-50		W-L RECORDS		RPI 51-100		RPI 101-150		RPI 150+
25-28-0		0-2-0	1-2-0		OVERALL		5-12-0		3-1-0		16-11-0
9-7-0		0-1-0	0-2-0		HOME		2-1-0		1-0-0		6-3-0
3-13-0		0-0-0	0-0-0		AWAY		0-4-0		0-0-0		3-4-0
13-8-0		0-1-0	1-0-0		NEUTRAL		3-3-0		2-1-0		7-3-0
15-13-0		0-2-0	1-2-0		NON-CONFERENCE		5-6-0		3-1-0		6-2-0
3-4-0		0-1-0	0-2-0		HOME		2-1-0		1-0-0		0-0-0
0-2-0		0-0-0	0-0-		AWAY		0-2-0		0-0-0		0-0-0
12-7-0		0-1-0	1-0-0		NEUTRAL		3-3-0		2-1-0		6-2-0
10-15-0		0-0-0	0-0-0		CONFERENCE		0-6-0		0-0-0		10-9-0
6-3-0		0-0-0	0-0-0		HOME		0-0-0		0-0-0		6-3-0
3-11-0		0-0-0	0-0-0		AWAY		0-6-0		0-0-0		3-5-0
1-1-0		0-0-0	0-0-0		NEUTRAL		0-0-0		0-0-0		1-1-0
RPI S	Opponent	Score	RPI S	Opponent	Score	RPI S	Opponent	Score	RPI S	Opponent	Score
24 H	Baylor	2 5	30 H	Tulsa	1 5	57 A	San Jose St.	0 1	118 N	UNLV	0 2
24 N	Baylor	0 3	30 H	Tulsa	1 5	57 A	San Jose St.	4 5	122 N	Troy	3 2
			37 N	South Carolina	9 6	57 A	San Jose St.	0 4	122 N	Troy	6 5
						59 N	Texas Tech	0 2	149 H	Lamar	4 2
						61 N	Sam Houston St.	2 1	151 A	UTSA	2 4
						74 A	North Texas	7 8	151 A	UTSA	6 4
						74 H	North Texas	2 1	151 A	UTSA	4 1
						74 N	North Texas	3 4	151 N	UTSA	2 0
						80 A	UCF	0 1	162 N	Seton Hall	4 1
						84 A	New Mexico St.	1 5	166 A	Louisiana Tech	3 9
						84 A	New Mexico St.	2 3	166 A	Louisiana Tech	1 4
						84 A	New Mexico St.	5 6	166 A	Louisiana Tech	1 4
						85 N	Stetson	1 0	166 A	Louisiana Tech	0 1
						87 H	Creighton	3 0	175 A	Texas St.	3 2
						87 H	Creighton	1 3	175 H	Texas St.	1 0
						89 N	IPFW	1 3	175 H	Texas St.	0 5
						89 N	IPFW	11 3	175 H	Texas St.	0 2
									175 N	Texas St.	1 5
									190 N	UMKC	9 1
									191 N	Bryant	2 1
									205 H	Seattle	1 0
									205 H	Seattle	5 3
									205 H	Seattle	4 13
									216 N	Miami (OH)	3 4
									219 N	Buffalo	1 3
									219 N	Buffalo	5 3
									231 N	Southern Utah	1 0
			LAST 10 GAMES								
			175 N	Texas St.	1 5	151 A	UTSA	4 1			
			151 N	UTSA	2 0	74 A	North Texas	7 8			
			166 A	Louisiana Tech	0 1	248 H	Utah St.	1 0			
			151 A	UTSA	6 4	248 H	Utah St.	1 0			
			151 A	UTSA	2 4	248 H	Utah St.	1 0			

Non-Div. I Games:

Texas-Arlington



RPI	S	Opponent	Score	
240	N	Florida A&M	1	0
248	H	Utah St.	1	0
248	H	Utah St.	1	0
248	H	Utah St.	1	0

Texas-Arlington

T  
e  
x  
a  
s  
-  
A  
r  
l  
i  
n  
g  
t  
o  
n

T  
e  
x  
a  
s  
-  
A  
r  
l  
i  
n  
g  
t  
o  
n

Average RPI Win: 187		WON-LOST	WINNING	LAST 10	STRENGTH OF		OPP. STRENGTH	TEAM	ADJ	CONF.	ADJ CONF.
Average RPI Loss: 109		RECORD	PCT. RANK	GAMES	SCHEDULE		OF SCHEDULE	RPI	RPI	RPI	RPI
DIV. I ONLY		28-29-0	.49123	139	4-6-0		164	152	151	.48883	148
DIV. I NON-CONF.		13-15-0	.46429	159	1-1-0		125	107	139	.49687	144
TOTALS		RPI 1-25	RPI 26-50		W-L RECORDS		RPI 51-100		RPI 101-150		RPI 150+
28-29-0		0-2-0	0-4-0		OVERALL		3-8-0		3-7-0		22-8-0
15-13-0		0-0-0	0-1-0		HOME		3-4-0		3-6-0		9-2-0
9-11-0		0-2-0	0-1-0		AWAY		0-2-0		0-1-0		9-5-0
4-5-0		0-0-0	0-2-0		NEUTRAL		0-2-0		0-0-0		4-1-0
13-15-0		0-2-0	0-4-0		NON-CONFERENCE		2-5-0		1-1-0		10-3-0
6-3-0		0-0-0	0-1-0		HOME		2-1-0		1-1-0		3-0-0
3-7-0		0-2-0	0-0-		AWAY		0-2-0		0-0-0		3-2-0
4-5-0		0-0-0	0-2-0		NEUTRAL		0-2-0		0-0-0		4-1-0
15-14-0		0-0-0	0-0-0		CONFERENCE		1-3-0		2-6-0		12-5-0
9-10-0		0-0-0	0-0-0		HOME		1-3-0		2-5-0		6-2-0
6-4-0		0-0-0	0-0-0		AWAY		0-0-0		0-1-0		6-3-0
0-0-0		0-0-0	0-0-0		NEUTRAL		0-0-0		0-0-0		0-0-0
RPI S	Opponent	Score	RPI S	Opponent	Score	RPI S	Opponent	Score	RPI S	Opponent	Score
4 A	Tennessee	0 8	28 A	Georgia	3 5	60 N	Ohio St.	5 17	102 H	Coastal Caro.	4 6
9 A	Alabama	1 6	28 H	Georgia	3 12	60 N	Ohio St.	3 4	102 H	Coastal Caro.	9 5
			39 N	Iowa	1 7	76 H	Longwood	5 17	102 H	Coastal Caro.	1 3
			39 N	Iowa	1 2	76 H	Longwood	2 10	102 H	Coastal Caro.	6 8
						76 H	Longwood	12 10	102 H	Coastal Caro.	4 3
						76 H	Longwood	3 13	108 H	Virginia	0 5
						94 A	Appalachian St.	8 11	113 A	Campbell	1 3
						94 A	Appalachian St.	7 9	113 H	Campbell	0 6
						94 H	Appalachian St.	10 4	113 H	Campbell	0 2
						94 H	Appalachian St.	6 7	121 H	Kent St.	3 0
						96 H	Monmouth	8 7	164 A	Dayton	7 2
									167 N	Western Ill.	6 1
									167 N	Western Ill.	2 1
									169 A	Charlotte	1 7
									169 A	Charlotte	10 3
									171 N	Samford	1 0
									194 N	Elon	4 1
									203 A	Radford	2 4
									203 A	Radford	3 4
									203 A	Radford	3 16
									203 H	Radford	4 1
									208 H	Harvard	5 4
									212 A	Western Caro.	7 5
									212 A	Western Caro.	7 8
									213 H	Liberty	3 2
									213 H	Liberty	6 4
									213 H	Liberty	4 3
LAST 10 GAMES			LAST 10 GAMES			LAST 10 GAMES			LAST 10 GAMES		
			76 H	Longwood	2 10	203 A	Radford	3 16	212 A	Western Caro.	7 5
			102 H	Coastal Caro.	4 3	203 A	Radford	2 4	212 A	Western Caro.	7 8
			102 H	Coastal Caro.	4 6	203 A	Radford	3 4	213 H	Liberty	3 2
			227 H	Charleston So.	2 1	169 A	Charlotte	10 3	213 H	Liberty	6 4
			203 H	Radford	4 1	169 A	Charlotte	1 7	213 H	Liberty	4 3

Non-Div. I Games:

Winthrop

RPI	S	Opponent	Score	
214	H	Presbyterian	3	4
214	H	Presbyterian	7	0
214	H	Presbyterian	4	8
217	N	George Mason	1	3
227	A	Charleston So.	4	3
227	A	Charleston So.	9	3
227	A	Charleston So.	7	2
227	H	Charleston So.	2	1
229	A	Gardner-Webb	9	4
229	A	Gardner-Webb	7	5
229	A	Gardner-Webb	6	0
274	H	Delaware St.	10	2
279	H	N.C. A&T	10	2

Winthrop

W  
i  
n  
t  
h  
r  
o  
p

W  
i  
n  
t  
h  
r  
o  
p

Average RPI Win:		185	WON-LOST		WINNING		LAST 10		STRENGTH OF		OPP. STRENGTH		TEAM		ADJ		CONF.		ADJ CONF.				
Average RPI Loss:		96	RECORD		PCT. RANK		GAMES		SCHEDULE		OF SCHEDULE		RPI		RPI		RPI		RPI				
DIV. I ONLY			24-35-0		.40678 191		3-7-0		72		151		141		.48882 149		13		13				
DIV. I NON-CONF.			10-20-0		.33333 222		0-1-0		64		175		172		.47555 175		15		15				
TOTALS		RPI 1-25		RPI 26-50		W-L RECORDS		RPI 51-100		RPI 101-150		RPI 150+											
24-35-0		0-5-0		0-5-0		OVERALL		4-13-0		3-4-0		17-8-0											
16-5-0		0-0-0		0-0-0		HOME		2-1-0		2-1-0		12-3-0											
4-22-0		0-5-0		0-2-0		AWAY		1-8-0		1-3-0		2-4-0											
4-8-0		0-0-0		0-3-0		NEUTRAL		1-4-0		0-0-0		3-1-0											
10-20-0		0-5-0		0-5-0		NON-CONFERENCE		1-2-0		0-1-0		9-7-0											
6-3-0		0-0-0		0-0-0		HOME		0-0-0		0-0-0		6-3-0											
0-11-0		0-5-0		0-0-		AWAY		0-0-0		0-1-0		0-3-0											
4-6-0		0-0-0		0-3-0		NEUTRAL		1-2-0		0-0-0		3-1-0											
14-15-0		0-0-0		0-0-0		CONFERENCE		3-11-0		3-3-0		8-1-0											
10-2-0		0-0-0		0-0-0		HOME		2-1-0		2-1-0		6-0-0											
4-11-0		0-0-0		0-0-0		AWAY		1-8-0		1-2-0		2-1-0											
0-2-0		0-0-0		0-0-0		NEUTRAL		0-2-0		0-0-0		0-0-0											
RPI	S	Opponent		Score		RPI	S	Opponent		Score		RPI	S	Opponent		Score		RPI	S	Opponent		Score	
2	A	Texas		1	9	30	N	Tulsa		3	11	61	H	Sam Houston St.		4	6	142	H	Southeastern La.		7	6
2	A	Texas		0	5	30	N	Tulsa		4	7	61	H	Sam Houston St.		9	4	142	H	Southeastern La.		5	13
15	A	South Ala.		0	8	30	N	Tulsa		1	2	61	H	Sam Houston St.		5	4	142	H	Southeastern La.		5	4
17	A	Texas A&M		0	9	36	A	Houston		0	8	61	N	Sam Houston St.		4	8	146	A	Stephen F. Austin		1	3
17	A	Texas A&M		4	12	36	A	Houston		9	10	63	A	Northwestern St.		2	8	146	A	Stephen F. Austin		7	6
												63	A	Northwestern St.		1	9	146	A	Stephen F. Austin		2	11
												63	A	Northwestern St.		5	3	147	A	Texas-Arlington		2	4
												78	N	Ole Miss		1	11	151	H	UTSA		3	7
												81	A	McNeese St.		1	6	151	H	UTSA		3	2
												81	A	McNeese St.		3	4	151	H	UTSA		7	5
												81	A	McNeese St.		0	5	163	A	La.-Monroe		3	6
												87	N	Creighton		3	2	163	A	La.-Monroe		1	5
												87	N	Creighton		3	10	175	H	Texas St.		4	5
												88	A	Central Ark.		0	2	177	A	Nicholls St.		4	3
												88	A	Central Ark.		5	7	177	A	Nicholls St.		3	9
												88	A	Central Ark.		5	7	177	A	Nicholls St.		7	3
												88	N	Central Ark.		0	3	204	H	Houston Baptist		8	7
																		204	H	Houston Baptist		3	2
																		204	H	Houston Baptist		4	3
																		226	H	A&M-Corpus Christi		7	6
																		226	H	A&M-Corpus Christi		5	4
																		226	H	A&M-Corpus Christi		9	6
																		230	N	Jackson St.		3	2
																		230	N	Jackson St.		4	14
																		247	H	Bucknell		3	1
																		247	H	Bucknell		1	2
																		248	N	Utah St.		5	2
LAST 10 GAMES																							
																		61	N	Sam Houston St.		4	8
																		88	N	Central Ark.		0	3
																		204	H	Houston Baptist		3	2
																		204	H	Houston Baptist		4	3
																		204	H	Houston Baptist		8	7

Non-Div. I Games:

Lamar

RPI	S	Opponent	Score	
248	N	Utah St.	2	1
254	A	Texas Southern	3	5
254	H	Texas Southern	4	1
285	H	Prairie View	24	1
285	H	Prairie View	2	0

Lamar

L  
a  
m  
a  
r

L  
a  
m  
a  
r

Average RPI Win: 144		WON-LOST	WINNING	LAST 10	STRENGTH OF		OPP. STRENGTH	TEAM	ADJ		CONF.	ADJ CONF.
Average RPI Loss: 66		RECORD	PCT. RANK	GAMES	SCHEDULE		OF SCHEDULE	RPI	RPI		RPI	RPI
DIV. I ONLY		19-35-0	.35185	223	0-10-0		71	54	153		.48879	150
DIV. I NON-CONF.		16-15-0	.51613	134	0-1-0		68	91	86		.52884	85
TOTALS		RPI 1-25	RPI 26-50		W-L RECORDS		RPI 51-100		RPI 101-150		RPI 150+	
19-35-0		0-10-0	1-5-0		OVERALL		7-10-0		2-9-0		9-1-0	
6-9-0		0-4-0	0-0-0		HOME		1-1-0		2-4-0		3-0-0	
4-14-0		0-2-0	0-3-0		AWAY		3-6-0		0-3-0		1-0-0	
9-12-0		0-4-0	1-2-0		NEUTRAL		3-3-0		0-2-0		5-1-0	
16-15-0		0-6-0	1-1-0		NON-CONFERENCE		6-5-0		0-2-0		9-1-0	
4-1-0		0-0-0	0-0-0		HOME		1-1-0		0-0-0		3-0-0	
3-3-0		0-2-0	0-0-		AWAY		2-1-0		0-0-0		1-0-0	
9-11-0		0-4-0	1-1-0		NEUTRAL		3-3-0		0-2-0		5-1-0	
3-20-0		0-4-0	0-4-0		CONFERENCE		1-5-0		2-7-0		0-0-0	
2-8-0		0-4-0	0-0-0		HOME		0-0-0		2-4-0		0-0-0	
1-11-0		0-0-0	0-3-0		AWAY		1-5-0		0-3-0		0-0-0	
0-1-0		0-0-0	0-1-0		NEUTRAL		0-0-0		0-0-0		0-0-0	
RPI S	Opponent	Score	RPI S	Opponent	Score	RPI S	Opponent	Score	RPI S	Opponent	Score	
5 H	Michigan	4 7	32 A	Minnesota	0 1	58 A	Cal St. Fullerton	2 8	101 H	Purdue	2 7	
8 A	Arizona St.	0 8	32 A	Minnesota	4 5	60 A	Ohio St.	2 8	101 H	Purdue	1 9	
18 A	Louisville	1 4	32 A	Minnesota	0 8	60 A	Ohio St.	5 9	101 H	Purdue	3 7	
22 N	California	1 9	40 N	Oregon St.	1 2	60 A	Ohio St.	6 4	105 A	Michigan St.	1 2	
22 N	California	1 9	41 N	James Madison	3 1	65 H	Ball St.	2 5	105 A	Michigan St.	7 10	
23 H	Wisconsin	0 3	45 N	Northwestern	3 6	69 A	Illinois	0 8	105 A	Michigan St.	0 5	
23 H	Wisconsin	2 5				69 A	Illinois	4 5	126 N	Saint Louis	3 4	
23 H	Wisconsin	1 12				69 A	Illinois	0 1	127 H	Penn St.	4 3	
25 N	Stanford	2 8				69 N	Pacific	3 9	127 H	Penn St.	4 3	
25 N	Stanford	0 7				71 N	Neb. Omaha	0 5	127 H	Penn St.	0 3	
						79 N	Fordham	1 0	135 N	Cal Poly	3 10	
						80 N	UCF	2 3	152 N	Portland St.	7 0	
						86 N	Marshall	2 1	156 H	Ill.-Chicago	8 0	
						86 N	Marshall	2 1	161 N	Bradley	15 7	
						90 A	Georgia Tech	10 2	172 N	Massachusetts	5 1	
						90 A	Georgia Tech	4 1	216 N	Miami (OH)	10 0	
						100 H	Central Mich.	2 1	232 H	Indiana St.	7 0	
									242 N	Mississippi Val.	2 5	
									244 A	Tennessee St.	8 0	
									257 H	Toledo	9 1	
									261 N	Alabama St.	8 0	
LAST 10 GAMES												
45 N	Northwestern	3 6	23 H	Wisconsin	0 3							
32 A	Minnesota	4 5	23 H	Wisconsin	1 12							
32 A	Minnesota	0 8	65 H	Ball St.	2 5							
32 A	Minnesota	0 1	69 A	Illinois	0 8							
23 H	Wisconsin	2 5	69 A	Illinois	0 1							

Non-Div. I Games:

Indiana

[illegible]

**Non-Div. I Games:**

UTSA

RPI	S	Opponent	Score	
205	H	Seattle	1	9
205	H	Seattle	3	4
226	A	A&M-Corpus Christi	9	4
226	H	A&M-Corpus Christi	5	1
226	H	A&M-Corpus Christi	9	1
237	A	Northern Colo.	4	5
237	N	Northern Colo.	4	6
237	N	Northern Colo.	7	1
248	A	Utah St.	0	1
248	A	Utah St.	5	4
248	A	Utah St.	1	2

UTSA

U  
T  
S  
A

U  
T  
S  
A



Average RPI Win:		204	WON-LOST RECORD		WINNING PCT. RANK		LAST 10 GAMES		STRENGTH OF SCHEDULE		OPP. STRENGTH OF SCHEDULE		TEAM RPI		ADJ RPI		CONF. RPI		ADJ CONF. RPI	
DIV. I ONLY			25-31-0		.44643 174		6-4-0		139		108		160		.48748 152		27		27	
DIV. I NON-CONF.			8-27-0		.22857 257		0-4-0		44		12		187		.47453 177		25		24	
TOTALS		RPI 1-25		RPI 26-50		W-L RECORDS		RPI 51-100		RPI 101-150		RPI 150+								
25-31-0		1-11-0		0-5-0		OVERALL		1-1-0		3-5-0		20-9-0								
7-6-0		0-2-0		0-2-0		HOME		0-0-0		0-0-0		7-2-0								
9-15-0		0-7-0		0-2-0		AWAY		0-0-0		0-3-0		9-3-0								
9-10-0		1-2-0		0-1-0		NEUTRAL		1-1-0		3-2-0		4-4-0								
8-27-0		1-11-0		0-5-0		NON-CONFERENCE		1-1-0		3-5-0		3-5-0								
0-4-0		0-2-0		0-2-0		HOME		0-0-0		0-0-0		0-0-0								
1-13-0		0-7-0		0-0-		AWAY		0-0-0		0-3-0		1-1-0								
7-10-0		1-2-0		0-1-0		NEUTRAL		1-1-0		3-2-0		2-4-0								
17-4-0		0-0-0		0-0-0		CONFERENCE		0-0-0		0-0-0		17-4-0								
7-2-0		0-0-0		0-0-0		HOME		0-0-0		0-0-0		7-2-0								
8-2-0		0-0-0		0-0-0		AWAY		0-0-0		0-0-0		8-2-0								
2-0-0		0-0-0		0-0-0		NEUTRAL		0-0-0		0-0-0		2-0-0								
RPI	S	Opponent		Score		RPI	S	Opponent		Score		RPI	S	Opponent		Score				
6	A	Washington		1	2	31	A	Arizona		3	12	57	N	San Jose St.		2	12			
7	H	Oregon		0	5	31	A	Arizona		1	8	58	N	Cal St. Fullerton		3	2			
7	H	Oregon		0	8	32	N	Minnesota		0	5									
8	A	Arizona St.		2	19	40	H	Oregon St.		2	7									
8	A	Arizona St.		5	6	40	H	Oregon St.		3	4									
8	A	Arizona St.		0	9															
8	A	Arizona St.		3	4															
12	N	Kentucky		5	3															
21	A	Hawaii		0	7															
21	A	Hawaii		3	8															
22	N	California		2	9															
25	N	Stanford		1	3															
								LAST 10 GAMES												
						32	N	Minnesota		0	5	262	A	North Dakota		11	2			
						6	A	Washington		1	2	262	A	North Dakota		1	0			
						231	N	Southern Utah		4	0	262	A	North Dakota		5	1			
						184	A	Idaho St.		5	3	40	H	Oregon St.		2	7			
						231	N	Southern Utah		8	0	40	H	Oregon St.		3	4			
												231	H	Southern Utah		5	4			
												231	H	Southern Utah		5	0			
												231	H	Southern Utah		4	5			
												231	N	Southern Utah		8	0			
												231	N	Southern Utah		4	0			
												237	H	Northern Colo.		5	0			

Non-Div. I Games:

Portland St.

Portland St.

Portland, Me.

Portland St.



**T  
O  
W  
S  
O  
N**

1  
2  
3  
4  
5  
6  
7

Towson

Average RPI Win:	184	WON-LOST	WINNING	LAST 10	STRENGTH OF	OPP. STRENGTH	TEAM	ADJ	CONF.	ADJ CONF.	
Average RPI Loss:	92	RECORD	PCT. RANK	GAMES	SCHEDULE	OF SCHEDULE	RPI	RPI	RPI	RPI	
DIV. I ONLY	23-28-1	.45192	167	6-4-0	128	117	149	.48724	154	8	10
DIV. I NON-CONF.	13-14-1	.48214	151	1-0-0	186	239	180	.47399	179	8	9
<hr/>											
TOTALS	RPI 1-25	RPI 26-50		W-L RECORDS		RPI 51-100		RPI 101-150		RPI 150+	
23-28-1	0-2-0	0-7-0		OVERALL		1-8-0		6-6-0		16-5-1	
8-8-1	0-2-0	0-3-0		HOME		0-0-0		0-1-0		8-2-1	
9-9-0	0-0-0	0-4-0		AWAY		1-2-0		3-3-0		5-0-0	
6-11-0	0-0-0	0-0-0		NEUTRAL		0-6-0		3-2-0		3-3-0	
<hr/>											
13-14-1	0-0-0	0-0-0		NON-CONFERENCE		0-6-0		2-4-0		11-4-1	
3-2-1	0-0-0	0-0-0		HOME		0-0-0		0-1-0		3-1-1	
5-1-0	0-0-0	0-0-		AWAY		0-0-0		0-1-0		5-0-0	
5-11-0	0-0-0	0-0-0		NEUTRAL		0-6-0		2-2-0		3-3-0	
<hr/>											
10-14-0	0-2-0	0-7-0		CONFERENCE		1-2-0		4-2-0		5-1-0	
5-6-0	0-2-0	0-3-0		HOME		0-0-0		0-0-0		5-1-0	
4-8-0	0-0-0	0-4-0		AWAY		1-2-0		3-2-0		0-0-0	
1-0-0	0-0-0	0-0-0		NEUTRAL		0-0-0		1-0-0		0-0-0	
<hr/>											
RPI	S	Opponent	Score	RPI	S	Opponent	Score	RPI	S	Opponent	Score
18	H	Louisville	2 16	35	A	South Fla.	0 8	52	N	North Florida	1 2
18	H	Louisville	6 17	35	A	South Fla.	0 5	55	N	FGCU	2 10
				35	A	South Fla.	0 10	64	N	Saint Joseph's	1 6
				35	A	South Fla.	0 3	69	N	Illinois	2 11
				46	H	DePaul	8 13	75	A	Syracuse	5 1
				46	H	DePaul	3 5	75	A	Syracuse	4 9
				46	H	DePaul	6 13	75	A	Syracuse	7 11
								77	N	SIU Edwardsville	0 7
								100	N	Central Mich.	1 5

Non-Div. I Games:

Providence

RPI	S	Opponent	Score	
243	A	Bethune-Cookman	10	1
252	N	Manhattan	6	0
252	N	Manhattan	4	6
260	N	Holy Cross	11	7
265	H	Rhode Island	2	1
265	H	Rhode Island	6	2
273	H	Yale	9	0

Providence

P  
r  
o  
v  
i  
d  
e  
n  
c  
e

P  
r  
o  
v  
i  
d  
e  
n  
c  
e

Average RPI Win:		205	WON-LOST RECORD		WINNING PCT. RANK		LAST 10 GAMES		STRENGTH OF SCHEDULE		OPP. STRENGTH OF SCHEDULE		TEAM RPI		ADJ RPI		CONF. RPI		ADJ CONF. RPI				
DIV. I ONLY			32-26-0		.55172 114		6-4-0		200		218		145		.48714 155		22		22				
DIV. I NON-CONF.			15-17-0		.46875 156		2-0-0		233		230		201		.45713 203		22		22				
TOTALS		RPI 1-25		RPI 26-50		W-L RECORDS		RPI 51-100		RPI 101-150		RPI 150+											
32-26-0		0-2-0		0-0-0		OVERALL		3-8-0		1-5-0		28-11-0											
13-4-0		0-0-0		0-0-0		HOME		2-2-0		0-0-0		11-2-0											
11-8-0		0-0-0		0-0-0		AWAY		1-1-0		0-3-0		10-4-0											
8-14-0		0-2-0		0-0-0		NEUTRAL		0-5-0		1-2-0		7-5-0											
15-17-0		0-2-0		0-0-0		NON-CONFERENCE		1-4-0		0-3-0		14-8-0											
4-1-0		0-0-0		0-0-0		HOME		0-0-0		0-0-0		4-1-0											
5-4-0		0-0-0		0-0-		AWAY		1-1-0		0-1-0		4-2-0											
6-12-0		0-2-0		0-0-0		NEUTRAL		0-3-0		0-2-0		6-5-0											
17-9-0		0-0-0		0-0-0		CONFERENCE		2-4-0		1-2-0		14-3-0											
9-3-0		0-0-0		0-0-0		HOME		2-2-0		0-0-0		7-1-0											
6-4-0		0-0-0		0-0-0		AWAY		0-0-0		0-2-0		6-2-0											
2-2-0		0-0-0		0-0-0		NEUTRAL		0-2-0		1-0-0		1-0-0											
RPI	S	Opponent		Score		RPI	S	Opponent		Score		RPI	S	Opponent		Score							
7	N	Oregon		4	11			64	H	Saint Joseph's		5	14	103	N	Iowa St.		3	14				
18	N	Louisville		0	8			64	H	Saint Joseph's		10	1	110	A	Penn		4	11				
								64	N	Saint Joseph's		3	6	126	A	Saint Louis		3	11				
								77	N	SIU Edwardsville		0	10	126	A	Saint Louis		2	3				
								79	H	Fordham		7	13	126	N	Saint Louis		4	0				
								79	H	Fordham		2	1	136	N	Chattanooga		3	9				
								79	N	Fordham		2	8	158	A	Villanova		4	2				
								90	N	Georgia Tech		8	17	158	A	Villanova		0	3				
								92	N	Maryland		1	6	160	A	George Washington		10	8				
								96	A	Monmouth		7	3	160	A	George Washington		3	5				
								96	A	Monmouth		5	8	164	H	Dayton		0	2				
														164	H	Dayton		12	7				
														164	N	Dayton		7	2				
														168	N	Georgetown		19	13				
														169	H	Charlotte		4	2				
														169	H	Charlotte		9	7				
														172	H	Massachusetts		12	5				
														172	H	Massachusetts		10	4				
														174	N	Fairfield		0	2				
														178	N	Valparaiso		0	9				
														182	N	Tennessee Tech		7	5				
														189	N	Hampton		4	8				
														189	N	Hampton		1	5				
														194	A	Elon		3	8				
														197	A	Butler		7	3				
														197	A	Butler		5	2				
														209	N	Boston College		6	4				
LAST 10 GAMES																							
						126	N	Saint Louis		4	0	79	H	Fordham		7	13	189	N	Hampton		1	5
						64	N	Saint Joseph's		3	6	160	A	George Washington		10	8	194	A	Elon		3	8
						79	N	Fordham		2	8	160	A	George Washington		3	5	197	A	Butler		7	3
						164	N	Dayton		7	2	274	H	Delaware St.		8	0	197	A	Butler		5	2
						79	H	Fordham		2	1	258	A	Iona		13	4	209	N	Boston College		6	4

Non-Div. I Games:

Temple

Temple



Average RPI Win: 196		WON-LOST RECORD		WINNING PCT. RANK		LAST 10 GAMES		STRENGTH OF SCHEDULE		OPP. STRENGTH OF SCHEDULE		TEAM RPI		ADJ RPI		CONF. RPI		ADJ CONF. RPI	
DIV. I ONLY		21-24-0		.46667 157		5-5-0		127		193		152		.48582 156		26		25	
DIV. I NON-CONF.		7-18-0		.28 245		1-1-0		37		90		164		.47831 168		24		25	
TOTALS		RPI 1-25		RPI 26-50		W-L RECORDS		RPI 51-100		RPI 101-150		RPI 150+							
21-24-0		0-5-0		0-3-0		OVERALL		3-3-0		4-5-0		14-8-0							
6-7-0		0-0-0		0-1-0		HOME		0-0-0		2-1-0		4-5-0							
9-5-0		0-1-0		0-0-0		AWAY		0-2-0		1-1-0		8-1-0							
6-12-0		0-4-0		0-2-0		NEUTRAL		3-1-0		1-3-0		2-2-0							
7-18-0		0-5-0		0-3-0		NON-CONFERENCE		3-3-0		2-4-0		2-3-0							
0-2-0		0-0-0		0-1-0		HOME		0-0-0		0-0-0		0-1-0							
1-4-0		0-1-0		0-0-		AWAY		0-2-0		1-1-0		0-0-0							
6-12-0		0-4-0		0-2-0		NEUTRAL		3-1-0		1-3-0		2-2-0							
14-6-0		0-0-0		0-0-0		CONFERENCE		0-0-0		2-1-0		12-5-0							
6-5-0		0-0-0		0-0-0		HOME		0-0-0		2-1-0		4-4-0							
8-1-0		0-0-0		0-0-0		AWAY		0-0-0		0-0-0		8-1-0							
0-0-0		0-0-0		0-0-0		NEUTRAL		0-0-0		0-0-0		0-0-0							
RPI	S	Opponent		Score		RPI	S	Opponent		Score		RPI	S	Opponent		Score			
8	A	Arizona St.		0	15	35	N	South Fla.		1	2	84	A	New Mexico St.		1	8		
11	N	Nebraska		4	13	45	H	Northwestern		5	8	84	A	New Mexico St.		1	11		
11	N	Nebraska		5	14	47	N	Illinois St.		8	16	93	N	Eastern Ky.		0	2		
11	N	Nebraska		3	4							93	N	Eastern Ky.		9	3		
23	N	Wisconsin		1	2							95	N	Central Conn. St.		3	2		
												100	N	Central Mich.		3	2		
LAST 10 GAMES																			
						178	H	Valparaiso		1	3	45	H	Northwestern		5	8		
						218	H	Wright St.		0	1	236	H	Youngstown St.		3	2		
						238	H	Cleveland St.		9	4	236	H	Youngstown St.		5	1		
						238	H	Cleveland St.		7	0	236	H	Youngstown St.		5	6		
						238	H	Cleveland St.		4	7	238	H	Cleveland St.		9	4		
												238	H	Cleveland St.		4	7		
												238	H	Cleveland St.		7	0		
												132	A	Northern Ill.		5	4		
												257	N	Toledo		7	6		

Non-Div. I Games:

Ill.-Chicago

RPI	S	Opponent	Score	
257	N	Toledo	6	5
276	A	Detroit	19	3
276	A	Detroit	17	8
276	A	Detroit	5	1

Ill.-Chicago

I  
l  
l  
.  
-  
C  
h  
i  
c  
a  
g  
o

I  
l  
l  
.  
-  
C  
h  
i  
c  
a  
g  
o

Average RPI Win: 238		WON-LOST	WINNING	LAST 10	STRENGTH OF		OPP. STRENGTH	TEAM	ADJ		CONF.	ADJ CONF.			
Average RPI Loss: 143		RECORD	PCT. RANK	GAMES	SCHEDULE		OF SCHEDULE	RPI	RPI		RPI	RPI			
DIV. I ONLY		27-19-0	.58696	87	6-4-0		231	254	161	.48479	157	25	26		
DIV. I NON-CONF.		15-11-0	.57692	94	0-2-0		228	271	163	.48196	163	27	27		
TOTALS		RPI 1-25	RPI 26-50		W-L RECORDS		RPI 51-100		RPI 101-150		RPI 150+				
27-19-0		0-0-0	0-2-0		OVERALL		0-2-0		1-6-0		26-9-0				
7-4-0		0-0-0	0-0-0		HOME		0-0-0		0-2-0		7-2-0				
12-13-0		0-0-0	0-2-0		AWAY		0-2-0		1-4-0		11-5-0				
8-2-0		0-0-0	0-0-0		NEUTRAL		0-0-0		0-0-0		8-2-0				
15-11-0		0-0-0	0-2-0		NON-CONFERENCE		0-2-0		0-3-0		15-4-0				
1-2-0		0-0-0	0-0-0		HOME		0-0-0		0-2-0		1-0-0				
6-7-0		0-0-0	0-0-		AWAY		0-2-0		0-1-0		6-2-0				
8-2-0		0-0-0	0-0-0		NEUTRAL		0-0-0		0-0-0		8-2-0				
12-8-0		0-0-0	0-0-0		CONFERENCE		0-0-0		1-3-0		11-5-0				
6-2-0		0-0-0	0-0-0		HOME		0-0-0		0-0-0		6-2-0				
6-6-0		0-0-0	0-0-0		AWAY		0-0-0		1-3-0		5-3-0				
0-0-0		0-0-0	0-0-0		NEUTRAL		0-0-0		0-0-0		0-0-0				
RPI	S	Opponent	Score	RPI	S	Opponent	Score	RPI	S	Opponent	Score				
				41	A	James Madison	0 1	52	A	North Florida	1 9				
				41	A	James Madison	0 2	52	A	North Florida	0 2				
										110	A Penn	2 9			
										110	A Penn	4 5			
										110	A Penn	9 10			
										110	A Penn	5 3			
										130	H Lehigh	2 9			
										130	H Lehigh	0 1			
										141	A Rutgers	0 4			
										158	H Villanova	4 1			
										160	A George Washington	7 3			
										162	N Seton Hall	3 4			
										168	A Georgetown	6 7			
										168	A Georgetown	1 3			
										189	N Hampton	4 5			
										189	N Hampton	6 5			
										192	A Dartmouth	1 4			
										192	A Dartmouth	9 7			
										201	A Cornell	7 5			
										201	A Cornell	3 1			
										201	A Cornell	11 2			
										201	A Cornell	0 1			
										208	A Harvard	3 11			
										208	A Harvard	4 1			
										245	H Columbia	3 0			
										245	H Columbia	3 2			
										245	H Columbia	2 3			
										245	H Columbia	2 1			
										130	H Lehigh	2 9			
										130	H Lehigh	0 1			
										250	N Mt. St. Mary's	4 2			
LAST 10 GAMES															
				201	A	Cornell	0 1	245	H	Columbia	2 3	245	H	Columbia	3 0
				201	A	Cornell	11 2	245	H	Columbia	3 0	245	H	Columbia	3 2
				201	A	Cornell	3 1	245	H	Columbia	2 1	245	H	Columbia	2 3
				201	A	Cornell	7 5	130	H	Lehigh	2 9	245	H	Columbia	2 1
				245	H	Columbia	3 2	130	H	Lehigh	0 1	250	N	Mt. St. Mary's	4 2

Non-Div. I Games:

Princeton

Princeton



RPI	S	Opponent	Score	
257	N	Toledo	5	3
263	H	La Salle	4	0
263	H	La Salle	3	5
270	N	St. Bonaventure	10	8
280	A	Lafayette	4	3
280	A	Lafayette	2	0

Average RPI Win: 184		WON-LOST RECORD	WINNING PCT. RANK	LAST 10 GAMES	STRENGTH OF SCHEDULE	OPP. STRENGTH OF SCHEDULE	TEAM RPI	ADJ RPI	CONF. RPI	ADJ CONF. RPI	
Average RPI Loss: 90											
DIV. I ONLY		24-29-0	.45283 165	3-7-0	121	123	144	.4845 159	7	8	
DIV. I NON-CONF.		13-15-0	.46429 159	2-0-0	163	221	171	.47351 180	10	10	
<hr/>											
TOTALS		RPI 1-25	RPI 26-50		W-L RECORDS		RPI 51-100		RPI 101-150		RPI 150+
24-29-0		0-0-0	0-3-0		OVERALL		7-21-0		1-1-0		16-4-0
15-14-0		0-0-0	0-3-0		HOME		3-8-0		1-1-0		11-2-0
7-10-0		0-0-0	0-0-0		AWAY		4-10-0		0-0-0		3-0-0
2-5-0		0-0-0	0-0-0		NEUTRAL		0-3-0		0-0-0		2-2-0
13-15-0		0-0-0	0-0-0		NON-CONFERENCE		3-10-0		1-1-0		9-4-0
9-6-0		0-0-0	0-0-0		HOME		1-3-0		1-1-0		7-2-0
2-4-0		0-0-0	0-0-		AWAY		2-4-0		0-0-0		0-0-0
2-5-0		0-0-0	0-0-0		NEUTRAL		0-3-0		0-0-0		2-2-0
11-14-0		0-0-0	0-3-0		CONFERENCE		4-11-0		0-0-0		7-0-0
6-8-0		0-0-0	0-3-0		HOME		2-5-0		0-0-0		4-0-0
5-6-0		0-0-0	0-0-0		AWAY		2-6-0		0-0-0		3-0-0
0-0-0		0-0-0	0-0-0		NEUTRAL		0-0-0		0-0-0		0-0-0
RPI S	Opponent	Score	RPI S	Opponent	Score	RPI S	Opponent	Score	RPI S	Opponent	Score
			49 H	Lipscomb	6 10	51 H	Georgia St.	0 5	136 H	Chattanooga	2 8
			49 H	Lipscomb	1 3	51 H	Georgia St.	6 9	136 H	Chattanooga	3 2
			49 H	Lipscomb	0 8	52 A	North Florida	3 12	182 N	Tennessee Tech	1 3
						52 A	North Florida	4 5	206 H	East Tenn. St.	8 7
						52 A	North Florida	4 5	206 H	East Tenn. St.	7 1
						55 H	FGCU	5 12	206 H	East Tenn. St.	5 3
						55 H	FGCU	7 15	223 H	IUPUI	7 5
						55 H	FGCU	7 6	223 H	IUPUI	4 10
						56 A	Kennesaw St.	1 2	223 H	IUPUI	3 1
						56 A	Kennesaw St.	0 3	228 A	Northern Ky.	15 5
						56 H	Kennesaw St.	4 2	228 A	Northern Ky.	3 1
						72 H	Jacksonville	0 6	228 A	Northern Ky.	7 2
						72 H	Jacksonville	0 8	228 H	Northern Ky.	13 5
						72 H	Jacksonville	1 11	239 N	Hartford	9 1
						73 A	Ga. Southern	6 7	240 H	Florida A&M	4 7
						73 A	Ga. Southern	0 4	240 H	Florida A&M	9 1
						77 N	SIU Edwardsville	7 8	249 H	Savannah St.	8 0
						82 A	FIU	0 7	249 N	Savannah St.	2 6
						82 A	FIU	4 3	249 N	Savannah St.	11 4
						83 N	UT Martin	10 11	261 H	Alabama St.	9 0
									261 H	Alabama St.	3 2
									261 H	Alabama St.	14 7
			LAST 10 GAMES								
			249 H	Savannah St.	8 0						
			49 H	Lipscomb	1 3						
			49 H	Lipscomb	0 8						
			49 H	Lipscomb	6 10						
			52 A	North Florida	4 5						

Non-Div. I Games:

Mercer

RPI	S	Opponent	Score	
85	A	Stetson	12	4
85	A	Stetson	4	8
85	A	Stetson	8	4
88	A	Central Ark.	0	10
88	H	Central Ark.	5	8
90	A	Georgia Tech	10	9
90	H	Georgia Tech	9	1
93	N	Eastern Ky.	1	2
52	A	North Florida	4	5
52	A	North Florida	3	12
90	H	Georgia Tech	9	1
55	H	FGCU	7	15
55	H	FGCU	7	6

M  
e  
r  
c  
e  
r

M  
e  
r  
c  
e  
r



Average RPI Win:	195	WON-LOST	WINNING	LAST 10	STRENGTH OF	OPP. STRENGTH	TEAM	ADJ	CONF.	ADJ CONF.					
Average RPI Loss:	149	RECORD	PCT. RANK	GAMES	SCHEDULE	OF SCHEDULE	RPI	RPI	RPI	RPI					
DIV. I ONLY		27-23-0	.54	119	5-5-0	202	211	154	.48424	160	22	22			
DIV. I NON-CONF.		13-14-0	.48148	152	0-0-0	219	212	192	.46628	192	22	22			
<hr/>															
TOTALS	RPI 1-25	RPI 26-50		W-L RECORDS		RPI 51-100		RPI 101-150		RPI 150+					
27-23-0	0-0-0	0-1-0		OVERALL		2-4-0		2-6-0		23-12-0					
15-10-0	0-0-0	0-0-0		HOME		1-2-0		2-0-0		12-8-0					
9-7-0	0-0-0	0-1-0		AWAY		0-2-0		0-2-0		9-2-0					
3-6-0	0-0-0	0-0-0		NEUTRAL		1-0-0		0-4-0		2-2-0					
13-14-0	0-0-0	0-1-0		NON-CONFERENCE		2-0-0		0-4-0		11-9-0					
9-6-0	0-0-0	0-0-0		HOME		1-0-0		0-0-0		8-6-0					
2-4-0	0-0-0	0-0-		AWAY		0-0-0		0-2-0		2-1-0					
2-4-0	0-0-0	0-0-0		NEUTRAL		1-0-0		0-2-0		1-2-0					
14-9-0	0-0-0	0-0-0		CONFERENCE		0-4-0		2-2-0		12-3-0					
6-4-0	0-0-0	0-0-0		HOME		0-2-0		2-0-0		4-2-0					
7-3-0	0-0-0	0-0-0		AWAY		0-2-0		0-0-0		7-1-0					
1-2-0	0-0-0	0-0-0		NEUTRAL		0-0-0		0-2-0		1-0-0					
RPI	S	Opponent	Score	RPI	S	Opponent	Score	RPI	S	Opponent	Score				
				43	A	USC Upstate	0 6	60	H	Ohio St.	8 4	108	A	Virginia	1 2
								62	N	North Dakota St.	5 4	111	N	Robert Morris	1 5
								64	H	Saint Joseph's	1 2	113	A	Campbell	1 11
								64	H	Saint Joseph's	2 5	126	H	Saint Louis	3 1
								79	A	Fordham	3 8	126	H	Saint Louis	5 2
								79	A	Fordham	0 3	126	N	Saint Louis	2 4
												126	N	Saint Louis	3 8
												140	N	Bowling Green	0 1
												153	A	Towson	0 10
												155	H	Temple	5 3
												155	H	Temple	8 10
												157	H	Princeton	3 7
												162	H	Seton Hall	2 3
												162	H	Seton Hall	10 2
												162	N	Seton Hall	8 0
												164	A	Dayton	6 0
												164	A	Dayton	4 0
												164	N	Dayton	2 1
												171	N	Samford	4 12
												172	A	Massachusetts	4 3
												172	A	Massachusetts	8 0
				LAST 10 GAMES								192	H	Dartmouth	1 2
				126	N	Saint Louis	3 8	155	H	Temple	8 10	192	H	Dartmouth	2 3
				126	N	Saint Louis	2 4	155	H	Temple	5 3	193	H	St. John's (NY)	4 1
				164	N	Dayton	2 1	164	A	Dayton	4 0	197	H	Butler	0 1
				64	H	Saint Joseph's	2 5	164	A	Dayton	6 0	197	H	Butler	4 1
				64	H	Saint Joseph's	1 2	263	A	La Salle	7 4	199	H	Akron	9 7

**Non-Div. I Games:**

George Washington

RPI	S	Opponent	Score	
199	H	Akron	7	4
225	H	Drexel	8	0
225	H	Drexel	6	0
225	H	Drexel	2	3
247	H	Bucknell	3	4
250	A	Mt. St. Mary's	8	2
250	A	Mt. St. Mary's	5	1
250	H	Mt. St. Mary's	9	1
250	H	Mt. St. Mary's	6	2
258	N	Iona	1	5
263	A	La Salle	7	4
263	A	La Salle	4	6
265	A	Rhode Island	9	1
265	A	Rhode Island	9	8
270	H	St. Bonaventure	8	0
270	H	St. Bonaventure	7	5

George Washington

G  
e  
o  
r  
g  
e  
W  
a  
s  
h  
i  
n  
g  
t  
o  
n

G  
e  
o  
r  
g  
e  
W  
a  
s  
h  
i  
n  
g  
t  
o  
n

Bradley

Bradley

RPI	S	Opponent	Score	
232	H	Indiana St.	2	0
244	A	Tennessee St.	5	2
271	N	Brown	2	1
273	N	Yale	2	0
289	N	Morgan St.	15	2

Bradley

B  
r  
a  
d  
l  
e  
y

B  
r  
a  
d  
l  
e  
y

[illegible]

**Non-Div. I Games:**

Seton Hall

RPI	S	Opponent	Score	
247	N	Bucknell	4	2
250	N	Mt. St. Mary's	5	3
253	A	Siena	14	10
270	N	St. Bonaventure	12	5
278	A	Coppin St.	8	4
288	A	Saint Peter's	16	0

Average RPI Win:		172	WON-LOST RECORD		WINNING PCT. RANK		LAST 10 GAMES		STRENGTH OF SCHEDULE		OPP. STRENGTH OF SCHEDULE		TEAM RPI		ADJ RPI		CONF. RPI		ADJ CONF. RPI	
DIV. I ONLY			19-35-0		.35185 223		2-8-0		88		72		167		.48252 163		6		6	
DIV. I NON-CONF.			16-13-0		.55172 109		2-0-0		131		138		104		.51753 106		6		6	
TOTALS		RPI 1-25		RPI 26-50		W-L RECORDS		RPI 51-100		RPI 101-150		RPI 150+								
19-35-0		0-8-0		1-6-0		OVERALL		1-9-0		7-9-0		10-3-0								
9-10-0		0-6-0		0-0-0		HOME		1-3-0		2-1-0		6-0-0								
3-15-0		0-0-0		1-4-0		AWAY		0-6-0		1-5-0		1-0-0								
7-10-0		0-2-0		0-2-0		NEUTRAL		0-0-0		4-3-0		3-3-0								
16-13-0		0-2-0		1-2-0		NON-CONFERENCE		1-3-0		6-3-0		8-3-0								
7-1-0		0-0-0		0-0-0		HOME		1-0-0		2-1-0		4-0-0								
2-4-0		0-0-0		1-0-		AWAY		0-3-0		0-0-0		1-0-0								
7-8-0		0-2-0		0-1-0		NEUTRAL		0-0-0		4-2-0		3-3-0								
3-22-0		0-6-0		0-4-0		CONFERENCE		0-6-0		1-6-0		2-0-0								
2-9-0		0-6-0		0-0-0		HOME		0-3-0		0-0-0		2-0-0								
1-11-0		0-0-0		0-3-0		AWAY		0-3-0		1-5-0		0-0-0								
0-2-0		0-0-0		0-1-0		NEUTRAL		0-0-0		0-1-0		0-0-0								
RPI	S	Opponent		Score		RPI	S	Opponent		Score		RPI	S	Opponent		Score				
7	N	Oregon		0	4	26	A	Western Ky.		3	11	63	A	Northwestern St.		2	4			
14	H	La.-Lafayette		3	12	26	A	Western Ky.		3	8	74	A	North Texas		7	8			
14	H	La.-Lafayette		2	8	26	A	Western Ky.		0	16	74	A	North Texas		0	8			
14	H	La.-Lafayette		0	6	26	N	Western Ky.		1	9	74	A	North Texas		0	8			
15	H	South Ala.		0	8	27	A	Arkansas		7	6	78	A	Ole Miss		0	8			
15	H	South Ala.		0	14	27	A	Arkansas		3	14	81	A	McNeese St.		0	1			
15	H	South Ala.		1	11	50	N	Kansas		0	6	82	H	FIU		2	5			
20	N	UCLA		1	9							82	H	FIU		2	7			
												82	H	FIU		3	11			
												88	H	Central Ark.		3	2			

Non-Div. I Games:

La.-Monroe

RPI	S	Opponent	Score	
275	N	Alcorn	8	0
287	H	Grambling	8	0

La.-Monroe

L  
a  
.  
-  
M  
o  
n  
r  
o  
e

L  
a  
.  
-  
M  
o  
n  
r  
o  
e



Average RPI Win:	205	WON-LOST RECORD	WINNING PCT. RANK	LAST 10 GAMES		STRENGTH OF SCHEDULE	OPP. STRENGTH OF SCHEDULE	TEAM RPI	ADJ RPI	CONF. RPI	ADJ CONF. RPI
DIV. I ONLY		22-24-0	.47826 151	5-5-0		142	217	163	.4824 164	22	22
DIV. I NON-CONF.		10-13-0	.43478 177	1-0-0		138	218	173	.47667 173	22	22
TOTALS	RPI 1-25	RPI 26-50		W-L RECORDS		RPI 51-100		RPI 101-150		RPI 150+	
22-24-0	0-0-0	0-2-0		OVERALL		0-8-0		3-5-0		19-9-0	
10-7-0	0-0-0	0-0-0		HOME		0-0-0		0-3-0		10-4-0	
8-8-0	0-0-0	0-1-0		AWAY		0-5-0		1-1-0		7-1-0	
4-9-0	0-0-0	0-1-0		NEUTRAL		0-3-0		2-1-0		2-4-0	
10-13-0	0-0-0	0-2-0		NON-CONFERENCE		0-4-0		2-4-0		8-3-0	
2-4-0	0-0-0	0-0-0		HOME		0-0-0		0-3-0		2-1-0	
4-2-0	0-0-0	0-0-		AWAY		0-1-0		0-0-0		4-0-0	
4-7-0	0-0-0	0-1-0		NEUTRAL		0-3-0		2-1-0		2-2-0	
12-11-0	0-0-0	0-0-0		CONFERENCE		0-4-0		1-1-0		11-6-0	
8-3-0	0-0-0	0-0-0		HOME		0-0-0		0-0-0		8-3-0	
4-6-0	0-0-0	0-0-0		AWAY		0-4-0		1-1-0		3-1-0	
0-2-0	0-0-0	0-0-0		NEUTRAL		0-0-0		0-0-0		0-2-0	
RPI S Opponent Score			RPI S Opponent Score			RPI S Opponent Score			RPI S Opponent Score		
			26 A Western Ky.	2	7	53 N Oklahoma St.	2	4	104 N UNC Greensboro	4	6
			39 N Iowa	0	3	64 A Saint Joseph's	1	3	120 N Pittsburgh	6	5
						64 A Saint Joseph's	0	2	126 A Saint Louis	5	1
						71 N Neb. Omaha	2	9	126 A Saint Louis	2	3
						71 N Neb. Omaha	0	4	131 N Furman	4	3
						74 A North Texas	2	3	140 H Bowling Green	0	3
						79 A Fordham	2	5	140 H Bowling Green	3	5
						79 A Fordham	1	4	148 H Winthrop	2	7
									155 A Temple	7	12
									155 A Temple	2	0
									155 N Temple	2	7
									160 H George Washington	0	6
									160 H George Washington	0	4
									160 N George Washington	1	2
									169 H Charlotte	3	0
									169 H Charlotte	11	3
									172 H Massachusetts	12	14
									172 H Massachusetts	9	4
									178 N Valparaiso	5	6
									185 A Ohio	7	4
									185 A Ohio	6	3
									187 N Western Mich.	6	7
			LAST 10 GAMES						197 H Butler	6	3
			155 N Temple	2	7	160 H George Washington	0	6	197 H Butler	5	3
			160 N George Washington	1	2	199 A Akron	4	3	199 A Akron	4	3
			270 H St. Bonaventure	4	3	263 A La Salle	7	1	218 A Wright St.	4	0
			270 H St. Bonaventure	3	0	263 A La Salle	9	6	218 H Wright St.	6	5
			160 H George Washington	0	4	79 A Fordham	1	4			

**Non-Div. I Games:**

Dayton

RPI	S	Opponent	Score	
239	N	Hartford	13	5
251	N	South Dakota St.	2	1
257	H	Toledo	9	1
257	H	Toledo	5	10
263	A	La Salle	9	6
263	A	La Salle	7	1
265	H	Rhode Island	11	6
270	H	St. Bonaventure	3	0
270	H	St. Bonaventure	4	3

Dayton

D  
a  
y  
t  
o  
n

D  
a  
y  
t  
o  
n

Average RPI Win:		182	WON-LOST RECORD		WINNING PCT. RANK		LAST 10 GAMES		STRENGTH OF SCHEDULE		OPP. STRENGTH OF SCHEDULE		TEAM RPI		ADJ RPI		CONF. RPI		ADJ CONF. RPI	
DIV. I ONLY			20-31-0		.39216 203		5-5-0		108		134		172		.48023 165		21		21	
DIV. I NON-CONF.			8-18-0		.30769 237		1-0-0		20		57		132		.50292 129		17		17	
TOTALS		RPI 1-25		RPI 26-50		W-L RECORDS		RPI 51-100		RPI 101-150		RPI 150+								
20-31-0		1-5-0		0-4-0		OVERALL		0-5-0		6-13-0		13-4-0								
11-8-0		0-0-0		0-0-0		HOME		0-2-0		4-3-0		7-3-0								
6-13-0		1-2-0		0-0-0		AWAY		0-1-0		0-8-0		5-1-0								
3-10-0		0-3-0		0-4-0		NEUTRAL		0-2-0		2-1-0		1-0-0								
8-18-0		1-5-0		0-4-0		NON-CONFERENCE		0-5-0		4-3-0		3-1-0								
3-4-0		0-0-0		0-0-0		HOME		0-2-0		2-1-0		11-0								
2-4-0		1-2-0		0-0-		AWAY		0-1-0		0-1-0		1-0-0								
3-10-0		0-3-0		0-4-0		NEUTRAL		0-2-0		2-1-0		1-0-0								
12-13-0		0-0-0		0-0-0		CONFERENCE		0-0-0		2-10-0		10-3-0								
8-4-0		0-0-0		0-0-0		HOME		0-0-0		2-2-0		6-2-0								
4-9-0		0-0-0		0-0-0		AWAY		0-0-0		0-8-0		4-1-0								
0-0-0		0-0-0		0-0-0		NEUTRAL		0-0-0		0-0-0		0-0-0								
RPI	S	Opponent		Score		RPI	S	Opponent		Score		RPI	S	Opponent		Score				
6	N	Washington		0	8	29	N	UAB		0	5	55	H	FGCU		3	5			
7	N	Oregon		2	4	40	N	Oregon St.		3	7	55	H	FGCU		3	4			
21	A	Hawaii		0	1	48	N	San Diego St.		0	7	57	A	San Jose St.		2	10			
22	A	California		2	10	50	N	Kansas		1	3	78	N	Ole Miss		2	10			
22	N	California		3	9							78	N	Ole Miss		2	7			
25	A	Stanford		5	2									112 H UC Santa Barbara		2	0			
														116 A Fresno St.		0	8			
														116 N Fresno St.		0	4			
														116 N Fresno St.		3	2			
														117 H UC Davis		1	0			
														117 H UC Davis		1	5			
														129 H Utah Valley		1	0			
														129 H Utah Valley		1	3			
														129 H Utah Valley		5	1			
														129 H Utah Valley		1	3			
														134 A Loyola Marymount		0	5			
														134 A Loyola Marymount		1	5			
														134 A Loyola Marymount		1	2			
														134 A Loyola Marymount		2	3			
														137 N Cal St. Northridge		4	3			
														175 N Texas St.		8	2			
														198 H San Diego		2	0			
														198 H San Diego		2	4			
														198 H San Diego		1	4			
														198 H San Diego		4	1			
														200 A CSU Bakersfield		2	1			
														200 A CSU Bakersfield		2	3			
														25 A Stanford		5	2			
														200 A CSU Bakersfield		3	0			
														259 H Santa Clara		8	0			
														200 A CSU Bakersfield		6	3			

**Non-Div. I Games:**

St. Mary's (CA)

RPI	S	Opponent	Score	
200	A	CSU Bakersfield	2	3
202	A	Sacramento St.	9	3
202	H	Sacramento St.	2	0
202	H	Sacramento St.	3	6
259	A	Santa Clara	4	0
259	H	Santa Clara	8	0
259	H	Santa Clara	10	3
259	H	Santa Clara	5	1
259	H	Santa Clara	1	0

St. Mary's (CA)

S  
t  
.  
M  
a  
r  
y  
'  
s  
(  
C  
A  
)

S  
t  
.  
M  
a  
r  
y  
'  
s  
(  
C  
A  
)

[illegible]

**Non-Div. I Games:**

Louisiana Tech

RPI	S	Opponent	Score	
248	A	Utah St.	4	8
248	A	Utah St.	6	1
275	N	Alcorn	8	2
275	N	Alcorn	10	0
275	N	Alcorn	8	0
286	A	Southern U.	13	4
286	A	Southern U.	10	2
286	A	Southern U.	11	6
286	N	Southern U.	11	2

Louisiana Tech

L  
o  
u  
i  
s  
i  
a  
n  
a  
T  
e  
c  
h

L  
o  
u  
i  
s  
i  
a  
n  
a  
T  
e  
c  
h

Average RPI Win:	215	WON-LOST RECORD	WINNING PCT. RANK	LAST 10 GAMES	STRENGTH OF SCHEDULE	OPP. STRENGTH OF SCHEDULE	TEAM RPI	ADJ RPI	CONF. RPI	ADJ CONF. RPI		
DIV. I ONLY		14-23-0	.37838	210	4-6-0	82	187	168	.47954	167	18	18
DIV. I NON-CONF.		6-9-0	.4	194	0-2-0	54	84	124	.50491	124	21	21
<hr/>												
TOTALS	RPI 1-25	RPI 26-50		W-L RECORDS		RPI 51-100		RPI 101-150		RPI 150+		
14-23-0	0-4-0	0-2-0		OVERALL		2-7-0		0-6-0		12-4-0		
3-10-0	0-2-0	0-0-0		HOME		0-3-0		0-3-0		3-2-0		
4-8-0	0-2-0	0-0-0		AWAY		1-0-0		0-0-0		3-1-0		
7-5-0	0-0-0	0-2-0		NEUTRAL		1-0-0		0-3-0		6-0-0		
6-9-0	0-4-0	0-2-0		NON-CONFERENCE		1-0-0		0-3-0		5-0-0		
0-2-0	0-2-0	0-0-0		HOME		0-0-0		0-0-0		0-0-0		
2-2-0	0-2-0	0-0-		AWAY		0-0-0		0-0-0		2-0-0		
4-5-0	0-0-0	0-2-0		NEUTRAL		1-0-0		0-3-0		3-0-0		
8-14-0	0-0-0	0-0-0		CONFERENCE		1-7-0		0-3-0		7-4-0		
3-8-0	0-0-0	0-0-0		HOME		0-3-0		0-3-0		3-2-0		
2-6-0	0-0-0	0-0-0		AWAY		1-4-0		0-0-0		1-2-0		
3-0-0	0-0-0	0-0-0		NEUTRAL		0-0-0		0-0-0		3-0-0		
<hr/>												
RPI S	Opponent	Score	RPI S	Opponent	Score	RPI S	Opponent	Score	RPI S	Opponent	Score	
9 A	Alabama	0 21	28 N	Georgia	3 13	62 H	North Dakota St.	5 9	121 N	Kent St.	3 4	
9 A	Alabama	0 6	39 N	Iowa	4 12	62 H	North Dakota St.	1 13	145 H	South Dakota	5 6	
10 H	Missouri	4 12				62 H	North Dakota St.	4 7	145 H	South Dakota	2 6	
10 H	Missouri	5 10				71 A	Neb. Omaha	4 6	145 H	South Dakota	1 4	
						71 A	Neb. Omaha	4 3	148 N	Winthrop	1 6	
						71 A	Neb. Omaha	0 4	148 N	Winthrop	1 2	
						88 N	Central Ark.	10 3	178 A	Valparaiso	10 8	
						89 A	IPFW	3 11	190 A	UMKC	0 9	
						89 A	IPFW	1 9	190 A	UMKC	2 1	
									190 A	UMKC	5 7	
									208 N	Harvard	9 1	
									223 H	IUPUI	1 6	
									223 H	IUPUI	2 5	
									223 H	IUPUI	9 1	
									224 A	Belmont	10 2	
									251 N	South Dakota St.	4 3	
									251 N	South Dakota St.	10 1	
									251 N	South Dakota St.	6 3	
									264 H	Oakland	4 3	
									264 H	Oakland	5 1	
									274 N	Delaware St.	10 3	
									279 N	N.C. A&T	16 5	
<hr/>												
LAST 10 GAMES												
10 H	Missouri	5 10	251 N	South Dakota St.	10 1							
10 H	Missouri	4 12	251 N	South Dakota St.	4 3							
71 A	Neb. Omaha	4 3	251 N	South Dakota St.	6 3							
71 A	Neb. Omaha	0 4	223 H	IUPUI	2 5							
71 A	Neb. Omaha	4 6	223 H	IUPUI	1 6							

**Non-Div. I Games:**

Western Ill.

Average RPI Win: 160		WON-LOST	WINNING	LAST 10	STRENGTH OF		OPP. STRENGTH	TEAM	ADJ	CONF.	ADJ CONF.
Average RPI Loss: 102		RECORD	PCT. RANK	GAMES	SCHEDULE		OF SCHEDULE	RPI	RPI	RPI	RPI
DIV. I ONLY		21-33-0	.38889	204	3-7-0		83	124	158	.4789	168
DIV. I NON-CONF.		11-20-0	.35484	210	0-0-0		89	197	185	.4662	193
TOTALS		RPI 1-25	RPI 26-50		W-L RECORDS		RPI 51-100		RPI 101-150		RPI 150+
21-33-0		1-3-0	0-10-0		OVERALL		3-5-0		2-6-0		15-9-0
9-6-0		0-0-0	0-2-0		HOME		2-1-0		0-0-0		7-3-0
7-12-0		1-2-0	0-1-0		AWAY		1-1-0		2-5-0		3-2-0
5-15-0		0-1-0	0-7-0		NEUTRAL		0-3-0		0-0-0		5-4-0
11-20-0		0-1-0	0-7-0		NON-CONFERENCE		1-4-0		0-3-0		10-5-0
3-1-0		0-0-0	0-0-0		HOME		0-0-0		0-0-0		3-1-0
3-5-0		0-0-0	0-0-		AWAY		1-1-0		0-3-0		2-0-0
5-14-0		0-1-0	0-6-0		NEUTRAL		0-3-0		0-0-0		5-4-0
10-13-0		1-2-0	0-3-0		CONFERENCE		2-1-0		2-3-0		5-4-0
6-5-0		0-0-0	0-2-0		HOME		2-1-0		0-0-0		4-2-0
4-7-0		1-2-0	0-0-0		AWAY		0-0-0		2-3-0		1-2-0
0-1-0		0-0-0	0-1-0		NEUTRAL		0-0-0		0-0-0		0-0-0
RPI S	Opponent	Score		RPI S	Opponent	Score		RPI S	Opponent	Score	
12 N	Kentucky	0	8	34 N	North Carolina St.	1	5	64 N	Saint Joseph's	1	3
18 A	Louisville	0	8	41 N	James Madison	2	8	64 N	Saint Joseph's	1	3
18 A	Louisville	1	10	41 N	James Madison	1	10	75 H	Syracuse	10	5
18 A	Louisville	4	2	43 A	USC Upstate	1	8	75 H	Syracuse	5	9
				44 H	Notre Dame	2	8	75 H	Syracuse	5	1
				44 H	Notre Dame	3	15	82 A	FIU	2	0
				46 N	DePaul	0	1	82 A	FIU	3	4
				47 N	Illinois St.	2	8	97 N	Col. of Charleston	3	11
				50 N	Kansas	1	9				
				50 N	Kansas	2	5				
				LAST 10 GAMES							
				46 N	DePaul	0	1	18 A	Louisville	0	8
				162 H	Seton Hall	1	2	18 A	Louisville	4	2
				162 H	Seton Hall	5	0	154 A	Providence	5	6
				162 H	Seton Hall	1	14	154 A	Providence	1	4
				18 A	Louisville	1	10	154 A	Providence	7	5
								174 N	Fairfield	5	0
								189 N	Hampton	6	1
								209 N	Boston College	6	5
								214 N	Presbyterian	0	2
								217 A	George Mason	5	2
								222 N	Middle Tenn.	4	2

Non-Div. I Games:

Georgetown



RPI	S	Opponent	Score	
225	H	Drexel	1	3
253	N	Siena	4	5
253	N	Siena	6	7
282	H	UMBC	8	3
289	N	Morgan St.	9	2

Georgetown

G  
e  
o  
r  
g  
e  
t  
o  
w  
n

G  
e  
o  
r  
g  
e  
t  
o  
w  
n

Average RPI Win:	210	WON-LOST RECORD	WINNING PCT. RANK	LAST 10 GAMES	STRENGTH OF SCHEDULE	OPP. STRENGTH OF SCHEDULE	TEAM RPI	ADJ RPI	CONF. RPI	ADJ CONF. RPI				
DIV. I ONLY		24-26-0	.48	150	6-4-0	186	180	171	.4786	169	22	22		
DIV. I NON-CONF.		15-17-0	.46875	156	1-3-0	173	169	159	.48253	161	22	22		
<hr/>														
TOTALS	RPI 1-25	RPI 26-50		W-L RECORDS		RPI 51-100		RPI 101-150		RPI 150+				
24-26-0	0-1-0	0-6-0		OVERALL		2-3-0		3-8-0		19-8-0				
16-11-0	0-1-0	0-1-0		HOME		2-0-0		2-5-0		12-4-0				
6-15-0	0-0-0	0-5-0		AWAY		0-3-0		1-3-0		5-4-0				
2-0-0	0-0-0	0-0-0		NEUTRAL		0-0-0		0-0-0		2-0-0				
15-17-0	0-1-0	0-6-0		NON-CONFERENCE		0-1-0		2-7-0		13-2-0				
11-8-0	0-1-0	0-1-0		HOME		0-0-0		1-4-0		10-2-0				
2-9-0	0-0-0	0-0-		AWAY		0-1-0		1-3-0		1-0-0				
2-0-0	0-0-0	0-0-0		NEUTRAL		0-0-0		0-0-0		2-0-0				
9-9-0	0-0-0	0-0-0		CONFERENCE		2-2-0		1-1-0		6-6-0				
5-3-0	0-0-0	0-0-0		HOME		2-0-0		1-1-0		2-2-0				
4-6-0	0-0-0	0-0-0		AWAY		0-2-0		0-0-0		4-4-0				
0-0-0	0-0-0	0-0-0		NEUTRAL		0-0-0		0-0-0		0-0-0				
<hr/>														
RPI	S	Opponent	Score		RPI	S	Opponent	Score		RPI	S	Opponent	Score	
23	H	Wisconsin	3	12	34	A	North Carolina St.	3	10	64	A	Saint Joseph's	2	3
					34	A	North Carolina St.	0	2	64	A	Saint Joseph's	3	6
					37	A	South Carolina	2	10	66	A	Auburn	1	2
					37	A	South Carolina	0	5	79	H	Fordham	10	8
					42	A	North Carolina	6	8	79	H	Fordham	9	7
					44	H	Notre Dame	1	5					

**Non-Div. I Games:**

Charlotte

RPI	S	Opponent	Score	
229	H	Gardner-Webb	7	3
229	H	Gardner-Webb	10	2
233	H	Sacred Heart	3	0
233	H	Sacred Heart	5	2
263	A	La Salle	8	4
263	A	La Salle	7	0
265	H	Rhode Island	4	3
265	H	Rhode Island	12	3
270	A	St. Bonaventure	2	0
270	A	St. Bonaventure	9	6
286	N	Southern U.	13	2

Charlotte

C  
h  
a  
r  
l  
o  
t  
t  
e

C  
h  
a  
r  
l  
o  
t  
t  
e

Average RPI Win: 157		WON-LOST	WINNING	LAST 10	STRENGTH OF		OPP. STRENGTH	TEAM	ADJ	CONF.	ADJ CONF.
Average RPI Loss: 113		RECORD	PCT. RANK	GAMES	SCHEDULE		OF SCHEDULE	RPI	RPI	RPI	RPI
DIV. I ONLY		23-30-0	.43396	181	5-5-0		135	114	165	.47839	170
DIV. I NON-CONF.		9-17-0	.34615	214	0-1-0		108	102	184	.4704	186
TOTALS		RPI 1-25	RPI 26-50		W-L RECORDS		RPI 51-100		RPI 101-150		RPI 150+
23-30-0	0-2-0	1-3-0		OVERALL		2-10-0		8-7-0		12-8-0	
14-10-0	0-0-0	0-1-0		HOME		1-4-0		8-3-0		5-2-0	
6-13-0	0-1-0	0-0-0		AWAY		0-2-0		0-3-0		6-4-0	
3-7-0	0-0-0	1-2-0		NEUTRAL		1-4-0		0-1-0		1-0-0	
9-17-0	0-2-0	0-3-0		NON-CONFERENCE		0-6-0		4-4-0		5-2-0	
7-4-0	0-0-0	0-1-0		HOME		0-0-0		4-2-0		3-1-0	
2-7-0	0-2-0	0-0-		AWAY		0-2-0		0-2-0		2-1-0	
0-6-0	0-0-0	0-2-0		NEUTRAL		0-4-0		0-0-0		0-0-0	
14-13-0	0-0-0	1-0-0		CONFERENCE		2-4-0		4-3-0		7-6-0	
7-6-0	0-0-0	0-0-0		HOME		1-4-0		4-1-0		2-1-0	
4-6-0	0-0-0	0-0-0		AWAY		0-0-0		0-1-0		4-5-0	
3-1-0	0-0-0	1-0-0		NEUTRAL		1-0-0		0-1-0		1-0-0	
RPI S	Opponent	Score	RPI S	Opponent	Score	RPI S	Opponent	Score	RPI S	Opponent	Score
10 A	Missouri	1 3	26 H	Western Ky.	2 6	52 N	North Florida	2 7	107 A	Southern Ill.	3 4
10 A	Missouri	3 4	33 N	Virginia Tech	2 3	71 N	Neb. Omaha	5 6	107 H	Southern Ill.	8 7
			33 N	Virginia Tech	2 10	71 N	Neb. Omaha	2 3	107 H	Southern Ill.	4 2
			47 N	Illinois St.	5 3	71 N	Neb. Omaha	1 9	114 H	Murray St.	8 2
						83 A	UT Martin	4 12	114 H	Murray St.	3 6
						83 A	UT Martin	7 9	114 H	Murray St.	3 0
						87 H	Creighton	4 6	114 H	Murray St.	3 1
						87 H	Creighton	5 2	119 H	UNI	3 4
						87 H	Creighton	0 2	119 H	UNI	7 5
						91 H	Drake	2 3	119 H	UNI	4 3
						91 H	Drake	1 2	119 N	UNI	1 2
						91 N	Drake	2 1	122 A	Troy	0 5
									122 A	Troy	3 5
									140 H	Bowling Green	3 2
									140 H	Bowling Green	6 7
									161 H	Bradley	3 11
									161 H	Bradley	6 5
									161 H	Bradley	8 3
									183 A	Missouri St.	6 3
									183 A	Missouri St.	3 1
									183 A	Missouri St.	1 4
									183 N	Missouri St.	4 2
									188 A	Wichita St.	6 10
									188 A	Wichita St.	3 4
									188 A	Wichita St.	2 0
									222 H	Middle Tenn.	7 0
									222 H	Middle Tenn.	2 5
LAST 10 GAMES			119 N	UNI	1 2	232 A	Indiana St.	2 4	188 A	Wichita St.	3 4
			91 N	Drake	2 1	232 A	Indiana St.	2 0	188 A	Wichita St.	2 0
			47 N	Illinois St.	5 3	232 A	Indiana St.	4 8	222 H	Middle Tenn.	7 0
			183 N	Missouri St.	4 2	107 A	Southern Ill.	3 4	222 H	Middle Tenn.	2 5
			26 H	Western Ky.	2 6	183 A	Missouri St.	6 3			

Non-Div. I Games:

Evansville

Evansville

Average RPI Win: 174		WON-LOST	WINNING	LAST 10	STRENGTH OF		OPP. STRENGTH	TEAM	ADJ		CONF.	ADJ CONF.
Average RPI Loss: 89		RECORD	PCT. RANK	GAMES	SCHEDULE		OF SCHEDULE	RPI	RPI		RPI	RPI
DIV. I ONLY		17-35-0	.32692	241	67		106	173	.47736		14	14
DIV. I NON-CONF.		8-18-0	.30769	237	39		53	152	.48948		14	14
TOTALS		RPI 1-25	RPI 26-50		W-L RECORDS		RPI 51-100		RPI 101-150		RPI 150+	
17-35-0		0-5-0	0-4-0		OVERALL		2-14-0		4-7-0		11-5-0	
6-10-0		0-1-0	0-1-0		HOME		1-2-0		1-3-0		4-3-0	
2-21-0		0-3-0	0-3-0		AWAY		0-11-0		1-3-0		1-1-0	
9-4-0		0-1-0	0-0-0		NEUTRAL		1-1-0		2-1-0		6-1-0	
8-18-0		0-5-0	0-4-0		NON-CONFERENCE		1-5-0		1-2-0		6-2-0	
1-3-0		0-1-0	0-1-0		HOME		0-0-0		0-1-0		1-0-0	
1-12-0		0-3-0	0-0-		AWAY		0-5-0		0-0-0		1-1-0	
6-3-0		0-1-0	0-0-0		NEUTRAL		1-0-0		1-1-0		4-1-0	
9-17-0		0-0-0	0-0-0		CONFERENCE		1-9-0		3-5-0		5-3-0	
5-7-0		0-0-0	0-0-0		HOME		1-2-0		1-2-0		3-3-0	
1-9-0		0-0-0	0-0-0		AWAY		0-6-0		1-3-0		0-0-0	
3-1-0		0-0-0	0-0-0		NEUTRAL		0-1-0		1-0-0		2-0-0	
RPI S	Opponent	Score	RPI S	Opponent	Score	RPI S	Opponent	Score	RPI S	Opponent	Score	
5 N	Michigan	0 4	26 A	Western Ky.	0 10	51 A	Georgia St.	1 3	104 A	UNC Greensboro	2 12	
9 A	Alabama	0 11	26 A	Western Ky.	0 8	51 A	Georgia St.	4 6	104 A	UNC Greensboro	5 0	
13 A	LSU	0 4	35 A	South Fla.	0 3	56 A	Kennesaw St.	2 3	104 A	UNC Greensboro	1 9	
13 A	LSU	0 8	38 H	Mississippi St.	1 13	66 A	Auburn	1 2	104 A	UNC Greensboro	0 4	
15 H	South Ala.	0 4				73 A	Ga. Southern	2 4	123 N	Fla. Atlantic	7 1	
						73 A	Ga. Southern	0 6	131 H	Furman	3 4	
						73 A	Ga. Southern	0 1	131 H	Furman	1 6	
						78 A	Ole Miss	0 3	131 H	Furman	5 3	
						86 N	Marshall	2 1	131 N	Furman	1 0	
						94 A	Appalachian St.	1 9	133 H	Jacksonville St.	6 7	
						94 A	Appalachian St.	2 3	148 N	Winthrop	0 1	
						94 A	Appalachian St.	6 7	160 N	George Washington	12 4	
						94 N	Appalachian St.	2 3	176 A	Memphis	1 3	
						97 H	Col. of Charleston	2 3	177 H	Nicholls St.	9 1	
						97 H	Col. of Charleston	2 4	188 N	Wichita St.	1 4	
						97 H	Col. of Charleston	3 1	194 H	Elon	10 0	
									194 H	Elon	3 0	
									194 H	Elon	0 2	
									194 N	Elon	8 0	
									212 H	Western Caro.	0 1	
									212 H	Western Caro.	5 1	
									212 H	Western Caro.	2 6	
									212 N	Western Caro.	8 0	
									218 N	Wright St.	4 2	
									224 N	Belmont	5 4	
									235 N	Southeast Mo. St.	2 1	
									261 A	Alabama St.	3 0	
LAST 10 GAMES			LAST 10 GAMES			LAST 10 GAMES			LAST 10 GAMES			
104 A UNC Greensboro			2 12			131 H Furman			3 4			
212 N Western Caro.			8 0			131 H Furman			5 3			
131 N Furman			1 0			131 H Furman			1 6			
194 N Elon			8 0			194 H Elon			3 0			
94 N Appalachian St.			2 3			194 H Elon			10 0			

Non-Div. I Games:

Samford

Massachusetts

Through Games Of June 4, 2013 (FINAL)

Average RPI Win: 183		WON-LOST	WINNING	LAST 10	STRENGTH OF		OPP. STRENGTH	TEAM	ADJ	CONF.	ADJ CONF.
Average RPI Loss: 108		RECORD	PCT. RANK	GAMES	SCHEDULE		OF SCHEDULE	RPI	RPI	RPI	RPI
DIV. I ONLY		18-25-0	.4186	185	4-6-0		141	141	178	.47708	172
DIV. I NON-CONF.		6-15-0	.28571	242	0-0-0		114	48	202	.4612	196
TOTALS		RPI 1-25	RPI 26-50		W-L RECORDS		RPI 51-100		RPI 101-150		RPI 150+
18-25-0		0-1-0	1-3-0		OVERALL		2-9-0		3-4-0		12-8-0
9-6-0		0-0-0	0-0-0		HOME		1-1-0		2-1-0		6-4-0
7-6-0		0-0-0	0-1-0		AWAY		1-1-0		0-1-0		6-2-0
2-13-0		0-1-0	1-2-0		NEUTRAL		0-7-0		1-2-0		0-1-0
6-15-0		0-1-0	1-3-0		NON-CONFERENCE		0-7-0		2-3-0		3-1-0
3-0-0		0-0-0	0-0-0		HOME		0-0-0		1-0-0		2-0-0
1-2-0		0-0-0	0-0-		AWAY		0-0-0		0-1-0		1-0-0
2-13-0		0-1-0	1-2-0		NEUTRAL		0-7-0		1-2-0		0-1-0
12-10-0		0-0-0	0-0-0		CONFERENCE		2-2-0		1-1-0		9-7-0
6-6-0		0-0-0	0-0-0		HOME		1-1-0		1-1-0		4-4-0
6-4-0		0-0-0	0-0-0		AWAY		1-1-0		0-0-0		5-3-0
0-0-0		0-0-0	0-0-0		NEUTRAL		0-0-0		0-0-0		0-0-0
RPI S	Opponent	Score	RPI S	Opponent	Score	RPI S	Opponent	Score	RPI S	Opponent	Score
5 N	Michigan	2 13	35 A	South Fla.	1 12	54 N	Long Beach St.	1 9	107 N	Southern Ill.	4 3
			37 N	South Carolina	4 13	57 N	San Jose St.	5 8	118 N	UNLV	0 5
			45 N	Northwestern	0 8	64 A	Saint Joseph's	4 5	123 A	Fla. Atlantic	0 8
			47 N	Illinois St.	4 3	64 A	Saint Joseph's	2 1	124 H	Connecticut	7 6
						69 N	Pacific	0 9	126 H	Saint Louis	5 2
						79 H	Fordham	9 5	126 H	Saint Louis	3 12
						79 H	Fordham	11 17	150 N	Indiana	1 5
						80 N	UCF	2 8	155 A	Temple	5 12
						92 N	Maryland	8 16	155 A	Temple	4 10
						99 N	Colorado St.	0 2	160 H	George Washington	3 4
						100 N	Central Mich.	2 6	160 H	George Washington	0 8
									164 A	Dayton	14 12
									164 A	Dayton	4 9
									169 A	Charlotte	4 2
									169 A	Charlotte	12 0
									187 N	Western Mich.	10 12
									197 H	Butler	2 4
									197 H	Butler	0 2
									209 A	Boston College	7 4
									209 H	Boston College	8 7
									239 H	Hartford	8 0
									263 H	La Salle	5 0
									263 H	La Salle	8 0
									265 A	Rhode Island	10 0
									265 A	Rhode Island	7 0
									270 H	St. Bonaventure	6 4
									270 H	St. Bonaventure	12 4

Non-Div. I Games:

Massachusetts

Average RPI Win: 226		WON-LOST RECORD	WINNING PCT. RANK	LAST 10 GAMES	STRENGTH OF SCHEDULE	OPP. STRENGTH OF SCHEDULE	TEAM RPI	ADJ RPI	CONF. RPI	ADJ CONF. RPI				
Average RPI Loss: 158														
DIV. I ONLY		35-26-0	.57377 100	5-5-0	233	246	164	.47678 173	28	28				
DIV. I NON-CONF.		19-17-0	.52778 123	1-4-0	213	244	174	.47279 183	28	28				
<hr/>														
TOTALS		RPI 1-25	RPI 26-50		W-L RECORDS		RPI 51-100		RPI 101-150		RPI 150+			
35-26-0		0-1-0	0-1-0		OVERALL		0-5-0		7-7-0		28-12-0			
12-5-0		0-0-0	0-0-0		HOME		0-0-0		2-0-0		10-5-0			
14-12-0		0-1-0	0-0-0		AWAY		0-3-0		3-4-0		11-4-0			
9-9-0		0-0-0	0-1-0		NEUTRAL		0-2-0		2-3-0		7-3-0			
19-17-0		0-1-0	0-1-0		NON-CONFERENCE		0-5-0		4-3-0		15-7-0			
7-2-0		0-0-0	0-0-0		HOME		0-0-0		2-0-0		5-2-0			
5-6-0		0-1-0	0-0-		AWAY		0-3-0		0-0-0		5-2-0			
7-9-0		0-0-0	0-1-0		NEUTRAL		0-2-0		2-3-0		5-3-0			
16-9-0		0-0-0	0-0-0		CONFERENCE		0-0-0		3-4-0		13-5-0			
5-3-0		0-0-0	0-0-0		HOME		0-0-0		0-0-0		5-3-0			
9-6-0		0-0-0	0-0-0		AWAY		0-0-0		3-4-0		6-2-0			
2-0-0		0-0-0	0-0-0		NEUTRAL		0-0-0		0-0-0		2-0-0			
RPI	S	Opponent	Score		RPI	S	Opponent	Score		RPI	S	Opponent	Score	
2	A	Texas	0	5	36	N	Houston	5	7	66	A	Auburn	0	8
										67	N	Eastern Ill.	1	10
										87	N	Creighton	0	4
										98	A	Albany (NY)	1	3
										98	A	Albany (NY)	3	4
										111	N	Robert Morris	5	0
										115	H	Delaware	4	3
										115	H	Delaware	7	0
										115	N	Delaware	4	2
										115	N	Delaware	1	11
										121	N	Kent St.	2	5
										130	A	Lehigh	4	0
										130	A	Lehigh	5	0
										130	A	Lehigh	0	8
										130	A	Lehigh	2	3
										130	A	Lehigh	5	4
										130	A	Lehigh	5	6
										130	A	Lehigh	0	2
										131	N	Furman	2	4
										180	H	Fairleigh Dickinson	8	1
										180	H	Fairleigh Dickinson	0	1
										195	H	Marist	3	0
										195	H	Marist	0	1
										195	N	Marist	1	10
										197	N	Butler	0	2
										206	N	East Tenn. St.	10	1
										207	N	Austin Peay	10	3
										215	N	Green Bay	5	3
										221	A	Norfolk St.	6	8
										225	A	Drexel	3	7
										225	A	Drexel	5	1
										236	N	Youngstown St.	10	3
<hr/>														
LAST 10 GAMES														
										36	N	Houston	5	7
										2	A	Texas	0	5
										130	A	Lehigh	5	0
										130	A	Lehigh	4	0
										130	A	Lehigh	0	8

Non-Div. I Games:

Army



RPI	S	Opponent	Score	
247	H	Bucknell	2	0
247	H	Bucknell	1	0
247	H	Bucknell	5	4
247	H	Bucknell	0	4
247	N	Bucknell	4	3
247	N	Bucknell	3	2
256	H	Colgate	5	3
256	H	Colgate	2	3
256	H	Colgate	2	7
256	H	Colgate	4	3
258	H	Iona	3	2
260	A	Holy Cross	2	7
260	A	Holy Cross	4	2
260	A	Holy Cross	1	2
260	A	Holy Cross	3	1
269	N	Wagner	12	6
273	H	Yale	8	0
273	H	Yale	10	2
277	A	Rider	4	2
277	A	Rider	11	3
277	N	Rider	3	4
280	A	Lafayette	7	5
280	A	Lafayette	3	1
280	A	Lafayette	1	0
280	A	Lafayette	8	3
288	A	Saint Peter's	8	1
288	A	Saint Peter's	10	0

Army

A  
r  
m  
y

Average RPI Win: 218		WON-LOST RECORD		WINNING PCT. RANK		LAST 10 GAMES		STRENGTH OF SCHEDULE		OPP. STRENGTH OF SCHEDULE		TEAM RPI		ADJ RPI		CONF. RPI		ADJ CONF. RPI					
DIV. I ONLY		29-21-0		.58 96		7-3-0		249		234		169		.47603 174		29		29					
DIV. I NON-CONF.		15-15-0		.5 139		1-1-0		194		167		156		.48224 162		29		29					
TOTALS		RPI 1-25		RPI 26-50		W-L RECORDS		RPI 51-100		RPI 101-150		RPI 150+											
29-21-0		0-1-0		0-1-0		OVERALL		3-4-0		3-2-0		23-13-0											
11-4-0		0-1-0		0-0-0		HOME		0-0-0		1-0-0		10-3-0											
9-8-0		0-0-0		0-0-0		AWAY		0-0-0		2-0-0		7-3-0											
9-9-0		0-0-0		0-1-0		NEUTRAL		3-4-0		0-1-0		6-3-0											
15-15-0		0-1-0		0-1-0		NON-CONFERENCE		3-4-0		3-2-0		9-7-0											
3-4-0		0-1-0		0-0-0		HOME		0-0-0		1-0-0		2-3-0											
5-2-0		0-0-0		0-0-		AWAY		0-0-0		2-1-0		3-1-0											
7-9-0		0-0-0		0-1-0		NEUTRAL		3-4-0		0-1-0		4-3-0											
14-6-0		0-0-0		0-0-0		CONFERENCE		0-0-0		0-0-0		14-6-0											
8-0-0		0-0-0		0-0-0		HOME		0-0-0		0-0-0		8-0-0											
4-6-0		0-0-0		0-0-0		AWAY		0-0-0		0-0-0		4-6-0											
2-0-0		0-0-0		0-0-0		NEUTRAL		0-0-0		0-0-0		2-0-0											
RPI	S	Opponent		Score		RPI	S	Opponent		Score		RPI	S	Opponent		Score							
19	H	Hofstra		0 5		44	N	Notre Dame		4 5		54	N	Long Beach St.		2 0		120	N	Pittsburgh		3 5	
												57	N	San Jose St.		4 7		124	A	Connecticut		4 3	
												59	N	Texas Tech		2 9		124	H	Connecticut		5 0	
												59	N	Texas Tech		5 8		125	A	Stony Brook		1 2	
												76	N	Longwood		3 2		144	A	East Carolina		14 10	
												92	N	Maryland		9 8		154	H	Providence		5 8	
												99	N	Colorado St.		0 2		155	N	Temple		2 0	
																		168	N	Georgetown		0 5	
																		191	N	Bryant		3 1	
																		195	A	Marist		2 3	
																		195	A	Marist		1 3	
																		195	A	Marist		1 4	
																		195	A	Marist		1 3	
																		198	N	San Diego		2 3	
																		213	N	Liberty		8 9	
																		213	N	Liberty		12 2	
																		220	A	Quinnipiac		5 2	
																		220	H	Quinnipiac		4 6	
																		231	N	Southern Utah		5 1	
																		233	A	Sacred Heart		14 6	
																		233	H	Sacred Heart		4 0	
																		239	H	Hartford		6 1	
																		239	H	Hartford		0 4	
																		252	H	Manhattan		4 1	
																		252	H	Manhattan		4 3	
																		253	A	Siena		5 4	
																		253	A	Siena		1 2	
LAST 10 GAMES																							
195 A Marist						1 4						277 A Rider						13 1					
267 N Niagara						3 1						19 H Hofstra						0 5					
253 N Siena						3 0						255 H Canisius						3 1					
195 A Marist						1 3						255 H Canisius						5 1					
277 A Rider						13 4						233 H Sacred Heart						4 0					

Non-Div. I Games:

Fairfield

Fairfield

Average RPI Win: 176		WON-LOST	WINNING	LAST 10	STRENGTH OF		OPP. STRENGTH	TEAM	ADJ	CONF.	ADJ CONF.
Average RPI Loss: 82		RECORD	PCT. RANK	GAMES	SCHEDULE		OF SCHEDULE	RPI	RPI	RPI	RPI
DIV. I ONLY		18-38-0	.32143	245	5-5-0		69	99	177	.47602	175
DIV. I NON-CONF.		6-24-0	.2	264	0-0-0		29	25	188	.47197	184
TOTALS		RPI 1-25	RPI 26-50		W-L RECORDS		RPI 51-100		RPI 101-150		RPI 150+
18-38-0		0-8-0	0-6-0		OVERALL		2-11-0		5-5-0		11-8-0
6-19-0		0-3-0	0-0-0		HOME		2-9-0		1-3-0		3-4-0
9-12-0		0-5-0	0-1-0		AWAY		0-1-0		3-1-0		6-2-0
3-7-0		0-0-0	0-3-0		NEUTRAL		0-1-0		1-1-0		2-2-0
6-24-0		0-8-0	0-6-0		NON-CONFERENCE		0-6-0		2-3-0		4-1-0
2-10-0		0-3-0	0-0-0		HOME		0-5-0		1-2-0		1-0-0
2-9-0		0-5-0	0-0-0		AWAY		0-1-0		1-0-0		1-0-0
2-5-0		0-0-0	0-3-0		NEUTRAL		0-0-0		0-1-0		2-1-0
12-14-0		0-0-0	0-0-0		CONFERENCE		2-5-0		3-2-0		7-7-0
4-9-0		0-0-0	0-0-0		HOME		2-4-0		0-1-0		2-4-0
7-3-0		0-0-0	0-0-0		AWAY		0-0-0		2-1-0		5-2-0
1-2-0		0-0-0	0-0-0		NEUTRAL		0-1-0		1-0-0		0-1-0
RPI S	Opponent	Score	RPI S	Opponent	Score	RPI S	Opponent	Score	RPI S	Opponent	Score
2 A	Texas	0 7	36 A	Houston	1 3	57 H	San Jose St.	2 8	101 H	Purdue	2 7
2 A	Texas	0 7	36 A	Houston	0 7	57 H	San Jose St.	10 2	101 H	Purdue	3 4
14 A	La.-Lafayette	2 3	36 A	Houston	5 7	57 H	San Jose St.	0 3	116 N	Fresno St.	1 6
14 A	La.-Lafayette	1 9	39 N	Iowa	4 5	59 H	Texas Tech	1 6	122 H	Troy	5 0
17 A	Texas A&M	1 9	49 N	Lipscomb	3 7	61 A	Sam Houston St.	13 14	147 A	Texas-Arlington	0 1
17 H	Texas A&M	0 14	50 N	Kansas	2 4	61 H	Sam Houston St.	6 9	147 A	Texas-Arlington	5 0
24 H	Baylor	2 10				74 H	North Texas	0 1	147 A	Texas-Arlington	2 0
24 H	Baylor	3 7				74 H	North Texas	5 7	147 H	Texas-Arlington	2 3
						74 H	North Texas	3 9	147 N	Texas-Arlington	5 1
						84 H	New Mexico St.	2 3	149 A	Lamar	5 4
						84 H	New Mexico St.	0 1	151 H	UTSA	1 3
						84 H	New Mexico St.	5 4	151 H	UTSA	0 5
						84 N	New Mexico St.	1 3	151 H	UTSA	1 3
									151 N	UTSA	0 6
									165 N	St. Mary's (CA)	2 8
									166 A	Louisiana Tech	6 1
									166 H	Louisiana Tech	7 3
									166 H	Louisiana Tech	6 7
									166 H	Louisiana Tech	8 3
									202 A	Sacramento St.	1 0
									205 A	Seattle	7 4
									205 A	Seattle	0 2
									205 A	Seattle	2 1
									226 H	A&M-Corpus Christi	7 1
									242 N	Mississippi Val.	5 4
									242 N	Mississippi Val.	7 5
									248 A	Utah St.	9 8
LAST 10 GAMES			LAST 10 GAMES			LAST 10 GAMES			LAST 10 GAMES		
			147 N	Texas-Arlington	5 1	248 A	Utah St.	14 0	205 A	Seattle	2 1
			166 A	Louisiana Tech	6 1	248 A	Utah St.	9 8	226 H	A&M-Corpus Christi	7 1
			84 N	New Mexico St.	1 3	57 H	San Jose St.	10 2	242 N	Mississippi Val.	5 4
			151 N	UTSA	0 6	57 H	San Jose St.	0 3	242 N	Mississippi Val.	7 5
			248 A	Utah St.	2 5	57 H	San Jose St.	2 8	248 A	Utah St.	9 8

Non-Div. I Games:

Texas St.

**T  
e  
x  
a  
s  
s  
t  
.**

**T  
e  
x  
a  
s  
s  
t  
.**

Texas St.

Average RPI Win:		182	WON-LOST RECORD		WINNING PCT. RANK		LAST 10 GAMES		STRENGTH OF SCHEDULE		OPP. STRENGTH OF SCHEDULE		TEAM RPI		ADJ RPI		CONF. RPI		ADJ CONF. RPI				
DIV. I ONLY			24-36-0		.4 196		3-7-0		132		90		174		.47425 176		10		9				
DIV. I NON-CONF.			16-19-0		.45714 163		3-0-0		168		130		161		.47949 167		7		7				
TOTALS		RPI 1-25		RPI 26-50		W-L RECORDS		RPI 51-100		RPI 101-150		RPI 150+											
24-36-0		1-4-0		0-12-0		OVERALL		3-9-0		3-5-0		17-6-0											
6-12-0		0-0-0		0-9-0		HOME		2-2-0		0-0-0		4-1-0											
12-15-0		1-4-0		0-1-0		AWAY		1-3-0		2-3-0		8-4-0											
6-9-0		0-0-0		0-2-0		NEUTRAL		0-4-0		1-2-0		5-1-0											
16-19-0		1-4-0		0-2-0		NON-CONFERENCE		1-5-0		3-2-0		11-6-0											
4-2-0		0-0-0		0-0-0		HOME		0-1-0		0-0-0		4-1-0											
6-9-0		1-4-0		0-0-		AWAY		1-0-0		2-0-0		2-4-0											
6-8-0		0-0-0		0-1-0		NEUTRAL		0-4-0		1-2-0		5-1-0											
8-17-0		0-0-0		0-10-0		CONFERENCE		2-4-0		0-3-0		6-0-0											
2-10-0		0-0-0		0-9-0		HOME		2-1-0		0-0-0		0-0-0											
6-6-0		0-0-0		0-0-0		AWAY		0-3-0		0-3-0		6-0-0											
0-1-0		0-0-0		0-1-0		NEUTRAL		0-0-0		0-0-0		0-0-0											
RPI	S	Opponent		Score		RPI	S	Opponent		Score		RPI	S	Opponent		Score		RPI	S	Opponent		Score	
2	A	Texas		0	4	26	N	Western Ky.		2	7	62	N	North Dakota St.		0	4	108	N	Virginia		0	2
13	A	LSU		4	5	29	H	UAB		4	6	62	N	North Dakota St.		1	4	113	N	Campbell		2	3
21	A	Hawaii		5	0	29	H	UAB		1	11	74	N	North Texas		2	6	113	N	Campbell		6	4
21	A	Hawaii		1	5	29	H	UAB		5	7	74	N	North Texas		1	9	114	A	Murray St.		5	4
21	A	Hawaii		1	5	30	H	Tulsa		2	9	80	H	UCF		1	0	114	A	Murray St.		5	4
						30	H	Tulsa		2	4	80	H	UCF		3	2	144	A	East Carolina		3	4
						30	H	Tulsa		0	8	80	H	UCF		6	7	144	A	East Carolina		1	2
						36	H	Houston		0	6	83	A	UT Martin		4	2	144	A	East Carolina		2	4
						36	H	Houston		4	7	86	A	Marshall		1	6	163	A	La.-Monroe		0	1
						36	H	Houston		0	6	86	A	Marshall		3	6	171	H	Samford		3	1
						36	N	Houston		1	9	86	A	Marshall		0	1	177	N	Nicholls St.		3	2
						38	A	Mississippi St.		1	8	88	H	Central Ark.		0	1	179	A	Southern Miss.		6	5
																		179	A	Southern Miss.		19	1
																		179	A	Southern Miss.		10	4
																		183	H	Missouri St.		5	16
																		183	H	Missouri St.		5	3
																		224	A	Belmont		0	7
																		224	A	Belmont		2	0
																		226	N	A&M-Corpus Christi		7	5
																		226	N	A&M-Corpus Christi		0	3
																		230	A	Jackson St.		3	11
																		230	A	Jackson St.		2	6
																		232	N	Indiana St.		2	1
																		234	A	UTEP		6	5
																		234	A	UTEP		4	2
																		234	A	UTEP		5	1
																		235	N	Southeast Mo. St.		2	1
LAST 10 GAMES																							
						36	N	Houston		1	9	36	H	Houston		0	6	232	N	Indiana St.		2	1
						114	A	Murray St.		5	4	83	A	UT Martin		4	2	234	A	UTEP		6	5
						114	A	Murray St.		5	4	144	A	East Carolina		3	4	234	A	UTEP		4	2
						36	H	Houston		4	7	144	A	East Carolina		1	2	234	A	UTEP		5	1
						36	H	Houston		0	6	144	A	East Carolina		2	4	235	N	Southeast Mo. St.		2	1

Non-Div. I Games:

Memphis

RPI	S	Opponent	Score	
242	A	Mississippi Val.	2	1
275	H	Alcorn	3	2
275	H	Alcorn	8	1
276	N	Detroit	6	1

Memphis

M  
e  
m  
p  
h  
i  
s

M  
e  
m  
p  
h  
i  
s

Average RPI Win: 194		WON-LOST	WINNING	LAST 10	STRENGTH OF		OPP. STRENGTH	TEAM	ADJ		CONF.	ADJ CONF.		
Average RPI Loss: 102		RECORD	PCT. RANK	GAMES	SCHEDULE		OF SCHEDULE	RPI	RPI		RPI	RPI		
DIV. I ONLY		22-26-0	.45833	160	4-6-0		201	129	183	.47422	177	13	13	
DIV. I NON-CONF.		10-13-0	.43478	177	0-0-0		254	165	218	.45082	210	15	15	
TOTALS		RPI 1-25	RPI 26-50		W-L RECORDS		RPI 51-100		RPI 101-150		RPI 150+			
22-26-0		0-4-0	0-1-0		OVERALL		3-8-0		6-7-0		13-6-0			
8-8-0		0-1-0	0-0-0		HOME		1-3-0		3-3-0		4-1-0			
8-12-0		0-3-0	0-1-0		AWAY		1-5-0		2-1-0		5-2-0			
6-6-0		0-0-0	0-0-0		NEUTRAL		1-0-0		1-3-0		4-3-0			
10-13-0		0-4-0	0-1-0		NON-CONFERENCE		1-0-0		1-3-0		8-5-0			
2-1-0		0-1-0	0-0-0		HOME		0-0-0		0-0-0		2-0-0			
2-6-0		0-3-0	0-0-		AWAY		0-0-0		0-0-0		2-2-0			
6-6-0		0-0-0	0-0-0		NEUTRAL		1-0-0		1-3-0		4-3-0			
12-13-0		0-0-0	0-0-0		CONFERENCE		2-8-0		5-4-0		5-1-0			
6-7-0		0-0-0	0-0-0		HOME		1-3-0		3-3-0		2-1-0			
6-6-0		0-0-0	0-0-0		AWAY		1-5-0		2-1-0		3-0-0			
0-0-0		0-0-0	0-0-0		NEUTRAL		0-0-0		0-0-0		0-0-0			
RPI	S	Opponent	Score		RPI	S	Opponent	Score		RPI	S	Opponent	Score	
13	A	LSU	0	1	29	A	UAB	1	4	61	A	Sam Houston St.	7	8
13	A	LSU	0	8						61	A	Sam Houston St.	4	5
15	A	South Ala.	0	8						61	A	Sam Houston St.	2	11
15	H	South Ala.	1	7						62	N	North Dakota St.	2	1
										63	A	Northwestern St.	6	4
										63	A	Northwestern St.	3	4
										63	A	Northwestern St.	2	5
										81	H	McNeese St.	2	5
										81	H	McNeese St.	0	2
										88	H	Central Ark.	5	3
										88	H	Central Ark.	0	1
										108	N	Virginia	3	4
										114	N	Murray St.	2	3
										126	N	Saint Louis	0	5
										133	N	Jacksonville St.	4	2
										142	A	Southeastern La.	3	2
										142	A	Southeastern La.	7	6
										142	A	Southeastern La.	6	7
										146	H	Stephen F. Austin	1	2
										146	H	Stephen F. Austin	4	2
										146	H	Stephen F. Austin	2	1
										149	H	Lamar	3	4
										149	H	Lamar	9	3
										149	H	Lamar	3	7
										166	A	Louisiana Tech	5	6
										166	N	Louisiana Tech	0	3
										171	A	Samford	1	9
										176	N	Memphis	2	3
										190	N	UMKC	3	16
										204	H	Houston Baptist	0	8
										204	H	Houston Baptist	3	1
										204	H	Houston Baptist	7	6
										224	N	Belmont	3	2
										226	A	A&M-Corpus Christi	4	1
										226	A	A&M-Corpus Christi	5	2
										226	A	A&M-Corpus Christi	3	2
										232	N	Indiana St.	3	0
										235	N	Southeast Mo. St.	8	7
LAST 10 GAMES														
					81	H	McNeese St.	2	5	61	A	Sam Houston St.	2	11
					81	H	McNeese St.	0	2	61	A	Sam Houston St.	7	8
					226	A	A&M-Corpus Christi	3	2	61	A	Sam Houston St.	4	5
					226	A	A&M-Corpus Christi	4	1	88	H	Central Ark.	0	1
					226	A	A&M-Corpus Christi	5	2	88	H	Central Ark.	5	3

Non-Div. I Games:

Nicholls St.



RPI	S	Opponent	Score	
275	H	Alcorn	10	8
286	A	Southern U.	9	3
286	H	Southern U.	11	0
286	N	Southern U.	10	1
287	A	Grambling	14	3

Nicholls St.

N  
i  
c  
h  
o  
l  
l  
s  
S  
t  
.

N  
i  
c  
h  
o  
l  
l  
s  
S  
t  
.

Average RPI Win: 208		WON-LOST RECORD		WINNING PCT. RANK		LAST 10 GAMES		STRENGTH OF SCHEDULE		OPP. STRENGTH OF SCHEDULE		TEAM RPI		ADJ RPI		CONF. RPI		ADJ CONF. RPI	
DIV. I ONLY		35-27-0		.56452 105		6-4-0		257		186		170		.47386 178		26		25	
DIV. I NON-CONF.		19-17-0		.52778 123		1-2-0		218		123		153		.48185 164		24		25	
TOTALS		RPI 1-25		RPI 26-50		W-L RECORDS		RPI 51-100		RPI 101-150		RPI 150+							
35-27-0		0-3-0		0-1-0		OVERALL		2-4-0		1-7-0		32-12-0							
8-7-0		0-0-0		0-0-0		HOME		0-0-0		0-2-0		8-5-0							
11-13-0		0-1-0		0-1-0		AWAY		0-3-0		0-4-0		11-4-0							
16-7-0		0-2-0		0-0-0		NEUTRAL		2-1-0		1-1-0		13-3-0							
19-17-0		0-3-0		0-1-0		NON-CONFERENCE		2-4-0		1-4-0		16-5-0							
0-3-0		0-0-0		0-0-0		HOME		0-0-0		0-2-0		0-1-0							
7-8-0		0-1-0		0-0-		AWAY		0-3-0		0-1-0		7-2-0							
12-6-0		0-2-0		0-0-0		NEUTRAL		2-1-0		1-1-0		9-2-0							
16-10-0		0-0-0		0-0-0		CONFERENCE		0-0-0		0-3-0		16-7-0							
8-4-0		0-0-0		0-0-0		HOME		0-0-0		0-0-0		8-4-0							
4-5-0		0-0-0		0-0-0		AWAY		0-0-0		0-3-0		4-2-0							
4-1-0		0-0-0		0-0-0		NEUTRAL		0-0-0		0-0-0		4-1-0							
RPI	S	Opponent		Score		RPI	S	Opponent		Score		RPI	S	Opponent		Score			
4	N	Tennessee		0	5	26	A	Western Ky.		0	3	55	A	FGCU		10	11		
5	A	Michigan		0	5							103	N	Iowa St.		4	2		
22	N	California		0	6							85	A	Stetson		1	5		
												85	A	Stetson		1	5		
												88	N	Central Ark.		7	3		
												92	N	Maryland		0	4		
												100	N	Central Mich.		7	4		
														Loyola Chicago		1	9		
														Loyola Chicago		0	7		
														Loyola Chicago		2	6		
														Bowling Green		3	6		
														Bowling Green		0	5		
														Temple		9	0		
														Ill.-Chicago		3	1		
														Ill.-Chicago		4	7		
														Ill.-Chicago		0	10		
														Ill.-Chicago		3	1		
														Dayton		6	5		
														Western Ill.		8	10		
														Fairleigh Dickinson		1	0		
														Western Mich.		4	3		
														Western Mich.		1	0		
														Western Mich.		1	2		
														Eastern Mich.		5	4		
														Eastern Mich.		3	2		
														Cornell		4	3		
														Green Bay		5	2		
														Green Bay		2	3		
														Green Bay		11	3		
														Wright St.		5	0		
														Wright St.		6	2		
LAST 10 GAMES																			
						22	N	California		0	6	218	N	Wright St.		10	2		
						100	N	Central Mich.		7	4	238	N	Cleveland St.		4	3		
						5	A	Michigan		0	5	156	A	Ill.-Chicago		3	1		
						236	N	Youngstown St.		11	9	236	N	Youngstown St.		1	9		
						236	N	Youngstown St.		2	1	236	H	Youngstown St.		2	3		

Non-Div. I Games:

Valparaiso

RPI	S	Opponent	Score	
218	H	Wright St.	8	5
218	N	Wright St.	10	2
223	A	IUPUI	5	4
223	A	IUPUI	1	3
224	A	Belmont	1	2
227	A	Charleston So.	9	1
227	A	Charleston So.	6	5
230	N	Jackson St.	11	2
236	H	Youngstown St.	2	3
236	H	Youngstown St.	3	0
236	H	Youngstown St.	6	5
236	N	Youngstown St.	2	1
236	N	Youngstown St.	11	9
236	N	Youngstown St.	1	9
238	A	Cleveland St.	1	4
238	A	Cleveland St.	3	2
238	N	Cleveland St.	4	3
241	N	UNC Wilmington	16	1
251	N	South Dakota St.	2	3
256	N	Colgate	7	5
256	N	Colgate	7	0
268	N	Maine	3	0
276	A	Detroit	17	0
276	A	Detroit	0	9
276	A	Detroit	12	1

Valparaiso

Average RPI Win:		116	WON-LOST	WINNING	LAST 10	STRENGTH OF		OPP. STRENGTH	TEAM	ADJ	CONF.	ADJ CONF.
Average RPI Loss:		82	RECORD	PCT. RANK	GAMES	SCHEDULE		OF SCHEDULE	RPI	RPI	RPI	RPI
DIV. I ONLY		14-41-0		.25455	265	3-7-0		62	67	192	.47359	179
DIV. I NON-CONF.		10-22-0		.3125	231	0-1-0		65	59	166	.48771	153
TOTALS		RPI 1-25		RPI 26-50		W-L RECORDS		RPI 51-100		RPI 101-150		RPI 150+
14-41-0		1-5-0		0-10-0		OVERALL		5-14-0		5-6-0		3-6-0
8-12-0		0-0-0		0-3-0		HOME		1-3-0		4-2-0		3-4-0
5-21-0		1-5-0		0-6-0		AWAY		3-10-0		1-0-0		0-0-0
1-8-0		0-0-0		0-1-0		NEUTRAL		1-1-0		0-4-0		0-2-0
10-22-0		1-5-0		0-0-0		NON-CONFERENCE		4-9-0		3-6-0		2-2-0
5-5-0		0-0-0		0-0-0		HOME		1-3-0		2-2-0		2-0-0
4-10-0		1-5-0		0-0-0		AWAY		2-5-0		1-0-0		0-0-0
1-7-0		0-0-0		0-0-0		NEUTRAL		1-1-0		0-4-0		0-2-0
4-19-0		0-0-0		0-10-0		CONFERENCE		1-5-0		2-0-0		1-4-0
3-7-0		0-0-0		0-3-0		HOME		0-0-0		2-0-0		1-4-0
1-11-0		0-0-0		0-6-0		AWAY		1-5-0		0-0-0		0-0-0
0-1-0		0-0-0		0-1-0		NEUTRAL		0-0-0		0-0-0		0-0-0
RPI S	Opponent	Score	RPI S	Opponent	Score	RPI S	Opponent	Score	RPI S	Opponent	Score	
9 A	Alabama	0 11	29 A	UAB	0 2	58 A	Cal St. Fullerton	3 1	116 A	Fresno St.	5 3	
14 A	La.-Lafayette	2 18	29 A	UAB	0 6	58 A	Cal St. Fullerton	2 4	117 N	UC Davis	3 5	
14 A	La.-Lafayette	0 10	29 A	UAB	0 1	61 H	Sam Houston St.	10 1	117 N	UC Davis	2 5	
16 A	Florida St.	2 1	29 N	UAB	2 3	61 H	Sam Houston St.	0 3	122 H	Troy	7 9	
24 A	Baylor	1 2	30 A	Tulsa	0 8	63 H	Northwestern St.	2 3	122 H	Troy	4 6	
24 A	Baylor	0 3	30 A	Tulsa	1 3	63 H	Northwestern St.	5 10	122 N	Troy	7 11	
			30 A	Tulsa	4 9	66 A	Auburn	1 3	122 N	Troy	4 6	
			36 H	Houston	2 10	78 A	Ole Miss	7 4	133 H	Jacksonville St.	7 6	
			36 H	Houston	3 5	78 A	Ole Miss	0 3	133 H	Jacksonville St.	6 2	
			36 H	Houston	0 7	80 A	UCF	0 2	144 H	East Carolina	4 2	
						80 A	UCF	3 2	144 H	East Carolina	1 0	
						80 A	UCF	2 3	166 H	Louisiana Tech	4 3	
						86 A	Marshall	6 8	166 H	Louisiana Tech	5 3	
						86 A	Marshall	0 6	176 H	Memphis	1 19	
						86 A	Marshall	5 8	176 H	Memphis	5 6	
						90 A	Georgia Tech	1 7	176 H	Memphis	4 10	
						90 A	Georgia Tech	0 4	202 N	Sacramento St.	2 3	
						94 N	Appalachian St.	4 6	211 N	UC Riverside	2 10	
						94 N	Appalachian St.	5 3	234 H	UTEP	4 10	
									234 H	UTEP	4 3	
LAST 10 GAMES												
			29 N	UAB	2 3	144 H	East Carolina	4 2				
			30 A	Tulsa	1 3	80 A	UCF	3 2				
			30 A	Tulsa	0 8	80 A	UCF	0 2				
			30 A	Tulsa	4 9	80 A	UCF	2 3				
			144 H	East Carolina	1 0	90 A	Georgia Tech	0 4				

Non-Div. I Games:

Southern Miss.

Average RPI Win:	215	WON-LOST RECORD	WINNING PCT. RANK	LAST 10 GAMES		STRENGTH OF SCHEDULE	OPP. STRENGTH OF SCHEDULE	TEAM RPI	ADJ RPI	CONF. RPI	ADJ CONF. RPI	
DIV. I ONLY		23-21-0	.52273	127	6-4-0	205	253	176	.47342	180	23	23
DIV. I NON-CONF.		13-11-0	.54167	116	2-1-0	206	275	169	.47679	172	23	23
<hr/>												
TOTALS	RPI 1-25		RPI 26-50		W-L RECORDS		RPI 51-100			RPI 101-150		RPI 150+
23-21-0	0-0-0		0-0-0		OVERALL		3-6-0			1-2-0		19-13-0
7-5-0	0-0-0		0-0-0		HOME		0-0-0			1-1-0		6-4-0
8-11-0	0-0-0		0-0-0		AWAY		1-4-0			0-0-0		7-6-0
8-5-0	0-0-0		0-0-0		NEUTRAL		2-1-0			0-1-0		6-3-0
13-11-0	0-0-0		0-0-0		NON-CONFERENCE		2-3-0			0-1-0		11-7-0
1-1-0	0-0-0		0-0-0		HOME		0-0-0			0-0-0		1-1-0
4-5-0	0-0-0		0-0-		AWAY		0-2-0			0-0-0		4-3-0
8-5-0	0-0-0		0-0-0		NEUTRAL		2-1-0			0-1-0		6-3-0
10-10-0	0-0-0		0-0-0		CONFERENCE		1-3-0			1-1-0		8-6-0
6-4-0	0-0-0		0-0-0		HOME		0-0-0			1-1-0		5-3-0
4-6-0	0-0-0		0-0-0		AWAY		1-3-0			0-0-0		3-3-0
0-0-0	0-0-0		0-0-0		NEUTRAL		0-0-0			0-0-0		0-0-0
RPI	S	Opponent	Score	RPI	S	Opponent	Score	RPI	S	Opponent	Score	
						67 N Eastern Ill.	3 2	111 H Robert Morris			0 1	
						85 A Stetson	0 3	111 H Robert Morris			3 2	
						85 A Stetson	2 5	129 N Utah Valley			1 2	
						87 N Creighton	0 4	173 A Army			1 0	
						95 A Central Conn. St.	1 9	173 A Army			1 8	
						95 A Central Conn. St.	0 4	178 N Valparaiso			0 1	
						96 A Monmouth	7 4	181 H LIU Brooklyn			0 4	
						96 A Monmouth	0 1	181 H LIU Brooklyn			5 2	
						98 N Albany (NY)	7 4	191 H Bryant			1 8	
								191 H Bryant			3 1	
								193 H St. John's (NY)			2 3	
								197 N Butler			0 3	
								199 N Akron			3 1	
								215 N Green Bay			2 1	
								220 A Quinnipiac			7 1	
								220 A Quinnipiac			0 4	
								221 A Norfolk St.			1 5	
								233 H Sacred Heart			8 2	
								233 H Sacred Heart			1 3	
								236 N Youngstown St.			1 5	
								245 A Columbia			10 7	
								245 A Columbia			4 5	
					LAST 10 GAMES							
					173 A Army	1 8	246 H Saint Francis (PA)	2 1			2 1	
					173 A Army	1 0	258 H Iona	9 1			2 1	
					269 A Wagner	5 1	95 A Central Conn. St.	1 9			11 2	
					269 A Wagner	3 4	95 A Central Conn. St.	0 4			1 3	
					246 H Saint Francis (PA)	2 1	220 A Quinnipiac	7 1			7 2	

**Non-Div. I Games:**

Fairleigh Dickinson

RPI	S	Opponent	Score	
256	N	Colgate	3	2
258	H	Iona	9	1
269	A	Wagner	3	4
269	A	Wagner	5	1
274	N	Delaware St.	4	2
274	N	Delaware St.	9	1
288	A	Saint Peter's	9	7
288	A	Saint Peter's	10	2

Fairleigh Dickinson

F  
a  
i  
r  
l  
e  
i  
g  
h  
D  
i  
c  
k  
i  
n  
s  
o  
n

F  
a  
i  
r  
l  
e  
i  
g  
h  
D  
i  
c  
k  
i  
n  
s  
o  
n

Average RPI Win: 176		WON-LOST RECORD		WINNING PCT. RANK		LAST 10 GAMES		STRENGTH OF SCHEDULE		OPP. STRENGTH OF SCHEDULE		TEAM RPI		ADJ RPI		CONF. RPI		ADJ CONF. RPI					
DIV. I ONLY		19-38-0		.33333		234		4-6-0		78		149		184		.47271		181		23		23	
DIV. I NON-CONF.		4-29-0		.12121		279		0-2-0		74		62		242		.42944		237		23		23	
TOTALS		RPI 1-25		RPI 26-50		W-L RECORDS		RPI 51-100		RPI 101-150		RPI 150+											
19-38-0		1-3-0		0-6-0		OVERALL		2-10-0		4-11-0		12-8-0											
7-6-0		1-0-0		0-0-0		HOME		1-3-0		0-2-0		5-1-0											
9-6-0		0-1-0		0-0-0		AWAY		0-0-0		3-2-0		6-3-0											
3-26-0		0-2-0		0-6-0		NEUTRAL		1-7-0		1-7-0		1-4-0											
4-29-0		1-3-0		0-6-0		NON-CONFERENCE		0-5-0		2-10-0		1-5-0											
1-2-0		1-0-0		0-0-0		HOME		0-0-0		0-2-0		0-0-0											
1-3-0		0-1-0		0-0-		AWAY		0-0-0		1-1-0		0-1-0											
2-24-0		0-2-0		0-6-0		NEUTRAL		0-5-0		1-7-0		1-4-0											
15-9-0		0-0-0		0-0-0		CONFERENCE		2-5-0		2-1-0		11-3-0											
6-4-0		0-0-0		0-0-0		HOME		1-3-0		0-0-0		5-1-0											
8-3-0		0-0-0		0-0-0		AWAY		0-0-0		2-1-0		6-2-0											
1-2-0		0-0-0		0-0-0		NEUTRAL		1-2-0		0-0-0		0-0-0											
RPI	S	Opponent		Score		RPI	S	Opponent		Score		RPI	S	Opponent		Score							
5	H	Michigan		2	1	33	N	Virginia Tech		1	9	53	N	Oklahoma St.		0	6						
7	N	Oregon		1	8	35	N	South Fla.		0	5	68	N	Utah		0	7						
16	N	Florida St.		1	15	38	N	Mississippi St.		0	2	79	N	Fordham		6	14						
19	A	Hofstra		1	9	44	N	Notre Dame		0	5	92	N	Maryland		3	5						
						45	N	Northwestern		9	10	92	N	Maryland		1	18						
						47	N	Illinois St.		0	17	95	H	Central Conn. St.		0	5						
												95	H	Central Conn. St.		1	9						
												95	N	Central Conn. St.		4	5						
												95	N	Central Conn. St.		3	4						
												96	H	Monmouth		2	1						
												96	H	Monmouth		2	8						
												96	N	Monmouth		7	0						
								LAST 10 GAMES															
						95	N	Central Conn. St.		3	4	250	H	Mt. St. Mary's		2	4						
						95	N	Central Conn. St.		4	5	250	H	Mt. St. Mary's		5	0						
						96	N	Monmouth		7	0	96	H	Monmouth		2	8						
						111	A	Robert Morris		7	3	96	H	Monmouth		2	1						
						141	H	Rutgers		2	5	19	A	Hofstra		1	9						
												106	N	BYU		3	2						
												107	N	Southern Ill.		2	4						
												109	N	Nevada		0	3						
												111	A	Robert Morris		7	3						
												111	A	Robert Morris		0	1						
												111	A	Robert Morris		7	3						
												120	N	Pittsburgh		5	13						
												123	A	Fla. Atlantic		7	4						
												123	A	Fla. Atlantic		1	6						
												125	H	Stony Brook		7	8						
												134	N	Loyola Marymount		4	9						
												135	N	Cal Poly		2	14						
												136	N	Chattanooga		4	6						
												139	N	Loyola Chicago		0	2						
												141	H	Rutgers		2	5						
												180	A	Fairleigh Dickinson		2	5						
												180	A	Fairleigh Dickinson		4	0						
												182	N	Tennessee Tech		3	9						
												187	N	Western Mich.		8	3						
												191	H	Bryant		8	7						
												191	H	Bryant		12	4						
												193	A	St. John's (NY)		5	7						
												203	N	Radford		0	11						
												209	N	Boston College		4	7						
												220	A	Quinnipiac		9	7						
												220	A	Quinnipiac		4	2						
												233	A	Sacred Heart		4	5						

Non-Div. I Games:

LIU Brooklyn

LIU Brooklyn



Average RPI Win:		197	WON-LOST RECORD		WINNING PCT. RANK	LAST 10 GAMES	STRENGTH OF SCHEDULE		OPP. STRENGTH OF SCHEDULE	TEAM RPI	ADJ RPI	CONF. RPI	ADJ CONF. RPI
Average RPI Loss:		117											
DIV. I ONLY		21-28-0			.42857 182	3-7-0	169		162	185	.47152 182	16	17
DIV. I NON-CONF.		10-15-0			.4 194	0-0-0	215		136	212	.45439 208	18	18
TOTALS		RPI 1-25	RPI 26-50		W-L RECORDS		RPI 51-100		RPI 101-150		RPI 150+		
21-28-0		0-1-0	0-2-0		OVERALL		3-13-0		0-3-0		18-9-0		
6-6-0		0-0-0	0-0-0		HOME		1-1-0		0-3-0		5-2-0		
5-13-0		0-1-0	0-2-0		AWAY		2-7-0		0-0-0		3-3-0		
10-9-0		0-0-0	0-0-0		NEUTRAL		0-5-0		0-0-0		10-4-0		
10-15-0		0-1-0	0-2-0		NON-CONFERENCE		0-5-0		0-1-0		10-6-0		
0-1-0		0-0-0	0-0-0		HOME		0-0-0		0-1-0		0-0-0		
0-7-0		0-1-0	0-0-		AWAY		0-2-0		0-0-0		0-2-0		
10-7-0		0-0-0	0-0-0		NEUTRAL		0-3-0		0-0-0		10-4-0		
11-13-0		0-0-0	0-0-0		CONFERENCE		3-8-0		0-2-0		8-3-0		
6-5-0		0-0-0	0-0-0		HOME		1-1-0		0-2-0		5-2-0		
5-6-0		0-0-0	0-0-0		AWAY		2-5-0		0-0-0		3-1-0		
0-2-0		0-0-0	0-0-0		NEUTRAL		0-2-0		0-0-0		0-0-0		
RPI S	Opponent	Score	RPI S	Opponent	Score	RPI S	Opponent	Score	RPI S	Opponent	Score		
4 A	Tennessee	3 12	49 A	Lipscomb	3 6	56 A	Kennesaw St.	0 3	114 H	Murray St.	2 3		
			49 A	Lipscomb	5 6	65 N	Ball St.	0 10	114 H	Murray St.	0 2		
						67 A	Eastern Ill.	1 6	136 H	Chattanooga	1 2		
						67 A	Eastern Ill.	1 4	154 N	Providence	11 4		
						73 A	Ga. Southern	0 1	155 N	Temple	5 7		
						77 A	SIU Edwardsville	0 3	159 N	Mercer	3 1		
						77 A	SIU Edwardsville	2 3	181 N	LIU Brooklyn	9 3		
						77 N	SIU Edwardsville	3 4	183 N	Missouri St.	2 0		
						79 N	Fordham	0 6	185 N	Ohio	2 3		
						83 H	UT Martin	3 0	193 N	St. John's (NY)	4 3		
						83 H	UT Martin	1 9	199 N	Akron	3 1		
						89 N	IPFW	0 8	199 N	Akron	2 9		
						93 A	Eastern Ky.	11 2	206 A	East Tenn. St.	5 6		
						93 A	Eastern Ky.	0 3	206 A	East Tenn. St.	7 9		
						93 A	Eastern Ky.	5 1	207 H	Austin Peay	7 0		
						93 N	Eastern Ky.	1 4	207 H	Austin Peay	4 7		
									210 A	Morehead St.	6 5		
									210 A	Morehead St.	2 4		
									213 N	Liberty	10 3		
									216 N	Miami (OH)	6 9		
									224 H	Belmont	1 4		
									224 H	Belmont	7 4		
									224 H	Belmont	3 2		
									228 N	Northern Ky.	8 0		
									235 H	Southeast Mo. St.	9 1		
									235 H	Southeast Mo. St.	4 0		
									244 A	Tennessee St.	7 5		
LAST 10 GAMES			93 N	Eastern Ky.	1 4	244 A	Tennessee St.	7 5					
			77 N	SIU Edwardsville	3 4	67 A	Eastern Ill.	1 6					
			210 A	Morehead St.	2 4	67 A	Eastern Ill.	1 4					
			210 A	Morehead St.	6 5	77 A	SIU Edwardsville	0 3					
			244 A	Tennessee St.	7 3	77 A	SIU Edwardsville	2 3					

Non-Div. I Games: Thomas (GA) 6 0

Tennessee Tech

RPI	S	Opponent	Score	
244	A	Tennessee St.	7	3
267	N	Niagara	7	4
268	N	Maine	4	1

Tennessee Tech

T  
e  
n  
n  
e  
s  
s  
e  
e  
T  
e  
c  
h

T  
e  
n  
n  
e  
s  
s  
e  
e  
T  
e  
c  
h

Average RPI Win:		161	WON-LOST RECORD		WINNING PCT. RANK		LAST 10 GAMES		STRENGTH OF SCHEDULE		OPP. STRENGTH OF SCHEDULE		TEAM RPI		ADJ RPI		CONF. RPI		ADJ CONF. RPI	
DIV. I ONLY			22-30-0		.42308 184		6-4-0		166		120		181		.47148 183		15		15	
DIV. I NON-CONF.			9-17-0		.34615 214		0-1-0		143		132		200		.45885 200		13		12	
TOTALS		RPI 1-25		RPI 26-50		W-L RECORDS		RPI 51-100		RPI 101-150		RPI 150+								
22-30-0		0-2-0		1-4-0		OVERALL		3-6-0		4-7-0		14-11-0								
4-9-0		0-2-0		0-0-0		HOME		1-2-0		1-1-0		2-4-0								
13-15-0		0-0-0		1-3-0		AWAY		2-4-0		1-3-0		9-5-0								
5-6-0		0-0-0		0-1-0		NEUTRAL		0-0-0		2-3-0		3-2-0								
9-17-0		0-2-0		0-2-0		NON-CONFERENCE		0-4-0		3-3-0		6-6-0								
0-5-0		0-2-0		0-0-0		HOME		0-1-0		0-0-0		0-2-0								
4-7-0		0-0-0		0-0-		AWAY		0-3-0		1-0-0		3-3-0								
5-5-0		0-0-0		0-1-0		NEUTRAL		0-0-0		2-3-0		3-1-0								
13-13-0		0-0-0		1-2-0		CONFERENCE		3-2-0		1-4-0		8-5-0								
4-4-0		0-0-0		0-0-0		HOME		1-1-0		1-1-0		2-2-0								
9-8-0		0-0-0		1-2-0		AWAY		2-1-0		0-3-0		6-2-0								
0-1-0		0-0-0		0-0-0		NEUTRAL		0-0-0		0-0-0		0-1-0								
RPI	S	Opponent		Score		RPI	S	Opponent		Score		RPI	S	Opponent		Score				
10	H	Missouri		0	12	30	A	Tulsa		0	8	56	A	Kennesaw St.		8	12			
10	H	Missouri		0	7	47	A	Illinois St.		7	4	77	A	SIU Edwardsville		1	10			
						47	A	Illinois St.		0	1	87	H	Creighton		1	3			
						47	A	Illinois St.		1	9	87	H	Creighton		10	5			
						49	N	Lipscomb		2	4	88	H	Central Ark.		0	2			
												90	A	Georgia Tech		7	8			
												91	A	Drake		5	13			
												91	A	Drake		6	2			
												91	A	Drake		3	2			
								LAST 10 GAMES												
						170	N	Evansville		2	4	188	H	Wichita St.		5	3			
						161	A	Bradley		3	1	87	H	Creighton		10	5			
						161	A	Bradley		1	3	87	H	Creighton		1	3			
						161	A	Bradley		3	0	188	A	Wichita St.		12	9			
						30	A	Tulsa		0	8	188	A	Wichita St.		7	6			
												188	A	Wichita St.		5	3			
												190	H	UMKC		1	2			

**Non-Div. I Games:**

Missouri St.

RPI	S	Opponent	Score	
190	H	UMKC	2	7
197	N	Butler	5	2
209	N	Boston College	10	7
232	A	Indiana St.	4	2
232	A	Indiana St.	7	9
232	A	Indiana St.	9	5
235	A	Southeast Mo. St.	2	3
235	A	Southeast Mo. St.	2	1
257	N	Toledo	9	1

Missouri St.

M  
i  
s  
s  
o  
u  
r  
i  
s  
t  
.

M  
i  
s  
s  
o  
u  
r  
i  
s  
t  
.

Average RPI Win: 197		WON-LOST RECORD	WINNING PCT. RANK	LAST 10 GAMES	STRENGTH OF SCHEDULE	OPP. STRENGTH OF SCHEDULE	TEAM RPI	ADJ RPI		CONF. RPI	ADJ CONF. RPI												
Average RPI Loss: 138																							
DIV. I ONLY		29-23-0	.55769 110	6-4-0	258	197	175	.4714	184	27	27												
DIV. I NON-CONF.		14-17-0	.45161 164	0-1-0	183	131	176	.47318	182	25	24												
<hr/>																							
TOTALS		RPI 1-25		RPI 26-50		W-L RECORDS		RPI 51-100		RPI 101-150		RPI 150+											
29-23-0		0-2-0		0-1-0		OVERALL		1-4-0		8-6-0		20-10-0											
9-5-0		0-0-0		0-0-0		HOME		0-0-0		0-1-0		9-4-0											
10-9-0		0-0-0		0-0-0		AWAY		0-1-0		3-0-0		7-2-0											
10-9-0		0-2-0		0-1-0		NEUTRAL		1-2-0		5-2-0		4-2-0											
14-17-0		0-2-0		0-1-0		NON-CONFERENCE		1-4-0		8-6-0		5-4-0											
0-2-0		0-0-0		0-0-0		HOME		0-0-0		0-1-0		0-1-0											
4-6-0		0-0-0		0-0-		AWAY		0-2-0		3-3-0		1-1-0											
10-9-0		0-2-0		0-1-0		NEUTRAL		1-2-0		5-2-0		4-2-0											
15-6-0		0-0-0		0-0-0		CONFERENCE		0-0-0		0-0-0		15-6-0											
9-3-0		0-0-0		0-0-0		HOME		0-0-0		0-0-0		9-3-0											
6-3-0		0-0-0		0-0-0		AWAY		0-0-0		0-0-0		6-3-0											
0-0-0		0-0-0		0-0-0		NEUTRAL		0-0-0		0-0-0		0-0-0											
RPI	S	Opponent		Score		RPI	S	Opponent		Score		RPI	S	Opponent		Score							
4	N	Tennessee		2	14	40	N	Oregon St.		2	3	57	A	San Jose St.		1	9						
15	N	South Ala.		1	2							57	N	San Jose St.		4	10						
												58	A	Cal St. Fullerton		1	5						
												68	N	Utah		3	9						
												68	N	Utah		9	8						
												106	N	BYU		4	7						
												109	A	Nevada		6	4						
												109	A	Nevada		5	6						
												109	N	Nevada		9	6						
												109	N	Nevada		5	4						
												116	N	Fresno St.		6	5						
												128	A	Boise St.		0	8						
												128	A	Boise St.		7	8						
												128	A	Boise St.		6	4						
												129	A	Utah Valley		8	6						
												129	H	Utah Valley		0	3						
												129	N	Utah Valley		11	3						
												137	N	Cal St. Northridge		4	1						
												145	N	South Dakota		4	5						
												152	H	Portland St.		16	13						
												152	H	Portland St.		5	7						
												152	H	Portland St.		6	4						
												152	H	Portland St.		3	5						
												185	N	Ohio		4	7						
												202	A	Sacramento St.		6	3						
												202	A	Sacramento St.		0	2						
												202	A	Sacramento St.		11	6						
												202	H	Sacramento St.		10	9						
												227	N	Charleston So.		8	5						
												231	A	Southern Utah		4	6						
												231	A	Southern Utah		15	5						
												231	A	Southern Utah		7	8						
<hr/>																							
LAST 10 GAMES																							
152 H Portland St.						3	5	202 A Sacramento St.						11	6	202 A Sacramento St.						11	6
231 H Southern Utah						1	5	129 H Utah Valley						0	3	227 N Charleston So.						8	5
202 H Sacramento St.						10	9	262 H North Dakota						11	2	231 A Southern Utah						4	6
202 A Sacramento St.						6	3	262 H North Dakota						19	0	231 A Southern Utah						15	5
202 A Sacramento St.						0	2	262 H North Dakota						10	2	231 A Southern Utah						7	8

Non-Div. I Games:

Idaho St.

Idaho.

I  
d  
a  
h  
o  
s  
t  
.

Idaho St.

Average RPI Win:	197	WON-LOST RECORD	WINNING PCT. RANK	LAST 10 GAMES	STRENGTH OF SCHEDULE	OPP. STRENGTH OF SCHEDULE	TEAM RPI	ADJ RPI	CONF. RPI	ADJ CONF. RPI	
DIV. I ONLY		28-29-0	.49123 139	4-6-0	214	196	182	.47049 185	19	19	
DIV. I NON-CONF.		17-14-0	.54839 110	0-0-0	222	198	154	.48272 159	20	20	
<hr/>											
TOTALS	RPI 1-25	RPI 26-50	W-L RECORDS		RPI 51-100		RPI 101-150		RPI 150+		
28-29-0	0-2-0	0-1-0	OVERALL		1-10-0		6-5-0		21-11-0		
6-12-0	0-0-0	0-0-0	HOME		1-7-0		0-0-0		5-5-0		
11-10-0	0-1-0	0-0-0	AWAY		0-2-0		5-4-0		6-3-0		
11-7-0	0-1-0	0-1-0	NEUTRAL		0-1-0		1-1-0		10-3-0		
<hr/>											
17-14-0	0-2-0	0-1-0	NON-CONFERENCE		0-6-0		3-0-0		14-5-0		
4-6-0	0-0-0	0-0-0	HOME		0-4-0		0-0-0		4-2-0		
4-3-0	0-1-0	0-0-	AWAY		0-2-0		3-0-0		1-0-0		
9-5-0	0-1-0	0-1-0	NEUTRAL		0-0-0		0-0-0		9-3-0		
<hr/>											
11-15-0	0-0-0	0-0-0	CONFERENCE		1-4-0		3-5-0		7-6-0		
2-6-0	0-0-0	0-0-0	HOME		1-3-0		0-0-0		1-3-0		
7-7-0	0-0-0	0-0-0	AWAY		0-0-0		2-4-0		5-3-0		
2-2-0	0-0-0	0-0-0	NEUTRAL		0-1-0		1-1-0		1-0-0		
<hr/>											
RPI S	Opponent	Score	RPI S	Opponent	Score	RPI S	Opponent	Score	RPI S	Opponent	Score
6 A	Washington	1 17	49 N	Lipscomb	0 6	60 H	Ohio St.	2 4	118 A	UNLV	11 3
20 N	UCLA	2 11				60 H	Ohio St.	1 6	121 A	Kent St.	1 2
						65 H	Ball St.	4 8	121 A	Kent St.	8 0
						65 H	Ball St.	7 9	121 N	Kent St.	5 4
						65 N	Ball St.	6 7	132 A	Northern Ill.	2 3
						86 H	Marshall	2 3	132 A	Northern Ill.	0 2
						86 H	Marshall	0 4	140 A	Bowling Green	2 3
						93 A	Eastern Ky.	0 7	140 A	Bowling Green	5 1
						93 A	Eastern Ky.	3 10	140 N	Bowling Green	0 2
						100 H	Central Mich.	5 13	144 A	East Carolina	8 1
						100 H	Central Mich.	7 3	144 A	East Carolina	4 3
									153 N	Towson	5 7
									161 N	Bradley	3 12
									163 N	La.-Monroe	15 6
									164 H	Dayton	4 7
									164 H	Dayton	3 6
									182 N	Tennessee Tech	3 2
									184 N	Idaho St.	7 4
									187 A	Western Mich.	7 5
									187 A	Western Mich.	3 4
									196 H	Eastern Mich.	1 6
									196 H	Eastern Mich.	6 5
									199 A	Akron	4 2
									199 A	Akron	6 0
									205 A	Seattle	7 4
									205 N	Seattle	5 0
									209 N	Boston College	8 6
<hr/>											
			LAST 10 GAMES								
			65 N	Ball St.	6 7	100 H	Central Mich.	7 3	196 H	Eastern Mich.	1 6
			121 N	Kent St.	5 4	196 H	Eastern Mich.	6 5	132 A	Northern Ill.	2 3
			216 N	Miami (OH)	3 2	132 A	Northern Ill.	0 2	209 N	Boston College	8 6
			140 N	Bowling Green	0 2						
			100 H	Central Mich.	5 13						

**Non-Div. I Games:**

Ohio

RPI	S	Opponent	Score	
216	H	Miami (OH)	5	11
216	H	Miami (OH)	0	1
216	N	Miami (OH)	3	2
218	H	Wright St.	13	1
218	H	Wright St.	5	1
219	A	Buffalo	8	1
219	A	Buffalo	3	4
238	N	Cleveland St.	3	1
255	H	Canisius	4	0
255	H	Canisius	7	6
257	A	Toledo	3	4
257	A	Toledo	6	0
267	N	Niagara	14	5
273	N	Yale	1	7
277	N	Rider	8	0
281	N	N.C. Central	11	0



Average RPI Win: 217		WON-LOST	WINNING	LAST 10	STRENGTH OF		OPP. STRENGTH	TEAM	ADJ	CONF.	ADJ CONF.
Average RPI Loss: 111		RECORD	PCT. RANK	GAMES	SCHEDULE		OF SCHEDULE	RPI	RPI	RPI	RPI
DIV. I ONLY		21-26-1	.44792	172	4-6-0		192	190	187	.47036	186
DIV. I NON-CONF.		13-17-1	.43548	176	1-1-0		148	117	162	.48347	158
TOTALS		RPI 1-25	RPI 26-50		W-L RECORDS		RPI 51-100		RPI 101-150		RPI 150+
21-26-1	0-3-0	0-4-0		OVERALL		1-5-0		2-8-0		18-6-1	
7-4-0	0-0-0	0-0-0		HOME		0-2-0		0-1-0		7-1-0	
7-11-1	0-0-0	0-3-0		AWAY		0-0-0		2-5-0		5-3-1	
7-11-0	0-3-0	0-1-0		NEUTRAL		1-3-0		0-2-0		6-2-0	
13-17-1	0-3-0	0-4-0		NON-CONFERENCE		1-3-0		1-3-0		11-4-1	
1-2-0	0-0-0	0-0-0		HOME		0-0-0		0-1-0		1-1-0	
5-4-1	0-0-0	0-0-0		AWAY		0-0-0		1-0-0		4-1-1	
7-11-0	0-3-0	0-1-0		NEUTRAL		1-3-0		0-2-0		6-2-0	
8-9-0	0-0-0	0-0-0		CONFERENCE		0-2-0		1-5-0		7-2-0	
6-2-0	0-0-0	0-0-0		HOME		0-2-0		0-0-0		6-0-0	
2-7-0	0-0-0	0-0-0		AWAY		0-0-0		1-5-0		1-2-0	
0-0-0	0-0-0	0-0-0		NEUTRAL		0-0-0		0-0-0		0-0-0	
RPI S	Opponent	Score	RPI S	Opponent	Score	RPI S	Opponent	Score	RPI S	Opponent	Score
23 N	Wisconsin	3 11	31 A	Arizona	3 6	53 N	Oklahoma St.	1 7	111 N	Robert Morris	1 2
23 N	Wisconsin	1 5	31 A	Arizona	1 4	73 N	Ga. Southern	2 1	124 A	Connecticut	5 4
23 N	Wisconsin	1 9	35 A	South Fla.	0 1	73 N	Ga. Southern	1 9	124 H	Connecticut	8 11
			45 N	Northwestern	0 5	92 N	Maryland	2 3	125 A	Stony Brook	4 5
						98 H	Albany (NY)	0 3	125 A	Stony Brook	1 2
						98 H	Albany (NY)	0 8	125 A	Stony Brook	0 8
									138 A	Binghamton	3 2
									138 A	Binghamton	0 8
									138 A	Binghamton	3 4
									141 N	Rutgers	3 4
									152 N	Portland St.	8 3
									154 A	Providence	9 9
									154 A	Providence	2 0
									158 N	Villanova	1 7
									191 A	Bryant	8 6
									191 H	Bryant	3 4
									208 A	Harvard	1 2
									209 A	Boston College	7 2
									209 H	Boston College	3 1
									211 N	UC Riverside	7 6
									211 N	UC Riverside	0 2
									220 N	Quinnipiac	7 3
									233 A	Sacred Heart	8 0
									236 N	Youngstown St.	6 4
									239 A	Hartford	3 5
									239 A	Hartford	4 1
									239 A	Hartford	4 5
LAST 10 GAMES			LAST 10 GAMES			LAST 10 GAMES			LAST 10 GAMES		
			125 A	Stony Brook	0 8				268 H	Maine	2 0
			125 A	Stony Brook	1 2				268 H	Maine	9 5
			125 A	Stony Brook	4 5				191 H	Bryant	3 4
			124 A	Connecticut	5 4				98 H	Albany (NY)	0 8
			268 H	Maine	7 1				98 H	Albany (NY)	0 3

Non-Div. I Games:

Boston U.

RPI	S	Opponent	Score	
240	N	Florida A&M	8	0
268	H	Maine	9	5
268	H	Maine	2	0
268	H	Maine	7	1
269	N	Wagner	10	2
282	H	UMBC	8	0
282	H	UMBC	2	1
282	H	UMBC	3	1

B  
o  
s  
t  
o  
n  
U  
.

B  
o  
s  
t  
o  
n  
U  
.

Average RPI Win: 170		WON-LOST	WINNING	LAST 10	STRENGTH OF		OPP. STRENGTH	TEAM	ADJ	CONF.	ADJ CONF.
Average RPI Loss: 110		RECORD	PCT. RANK	GAMES	SCHEDULE		OF SCHEDULE	RPI	RPI	RPI	RPI
DIV. I ONLY		16-33-0	.32653	243	2-8-0		92	124	191	.46685	187
DIV. I NON-CONF.		9-20-0	.31034	234	0-3-0		56	75	160	.48164	165
TOTALS		RPI 1-25	RPI 26-50		W-L RECORDS		RPI 51-100		RPI 101-150		RPI 150+
16-33-0		0-5-0	0-3-0		OVERALL		1-8-0		6-8-0		9-9-0
5-10-0		0-0-0	0-1-0		HOME		0-2-0		1-1-0		4-6-0
2-10-0		0-2-0	0-1-0		AWAY		0-3-0		1-3-0		1-1-0
9-13-0		0-3-0	0-1-0		NEUTRAL		1-3-0		4-4-0		4-2-0
9-20-0		0-5-0	0-3-0		NON-CONFERENCE		1-4-0		4-4-0		4-4-0
0-3-0		0-0-0	0-1-0		HOME		0-0-0		0-0-0		0-2-0
0-4-0		0-2-0	0-0-		AWAY		0-1-0		0-0-0		0-0-0
9-13-0		0-3-0	0-1-0		NEUTRAL		1-3-0		4-4-0		4-2-0
7-13-0		0-0-0	0-0-0		CONFERENCE		0-4-0		2-4-0		5-5-0
5-7-0		0-0-0	0-0-0		HOME		0-2-0		1-1-0		4-4-0
2-6-0		0-0-0	0-0-0		AWAY		0-2-0		1-3-0		1-1-0
0-0-0		0-0-0	0-0-0		NEUTRAL		0-0-0		0-0-0		0-0-0
RPI S	Opponent	Score	RPI S	Opponent	Score	RPI S	Opponent	Score	RPI S	Opponent	Score
5 A	Michigan	0 8	26 A	Western Ky.	2 5	51 N	Georgia St.	2 11	120 N	Pittsburgh	3 4
7 N	Oregon	0 8	44 H	Notre Dame	1 6	55 N	FGCU	1 7	121 A	Kent St.	2 8
8 A	Arizona St.	0 7	48 N	San Diego St.	1 5	64 N	Saint Joseph's	7 1	121 A	Kent St.	1 2
12 N	Kentucky	4 8				65 A	Ball St.	4 10	126 N	Saint Louis	3 4
12 N	Kentucky	1 12				65 A	Ball St.	0 13	127 N	Penn St.	9 8
						69 A	Illinois	2 6	132 A	Northern Ill.	7 6
						79 N	Fordham	0 1	132 A	Northern Ill.	5 12
						100 H	Central Mich.	0 5	135 N	Cal Poly	3 2
						100 H	Central Mich.	4 8	137 N	Cal St. Northridge	1 6
									139 N	Loyola Chicago	3 6
									139 N	Loyola Chicago	8 6
									140 H	Bowling Green	0 2
									140 H	Bowling Green	4 3
									146 N	Stephen F. Austin	3 1
									164 N	Dayton	7 6
									172 N	Massachusetts	12 10
									178 H	Valparaiso	0 1
									178 H	Valparaiso	3 4
									178 N	Valparaiso	2 1
									181 N	LIU Brooklyn	3 8
									185 H	Ohio	4 3
									185 H	Ohio	5 7
									196 H	Eastern Mich.	7 2
									196 H	Eastern Mich.	4 3
									199 H	Akron	0 5
									199 H	Akron	2 4
									216 A	Miami (OH)	15 2
LAST 10 GAMES			LAST 10 GAMES			LAST 10 GAMES			LAST 10 GAMES		
			257 H	Toledo	4 2	178 H	Valparaiso	3 4			
			257 H	Toledo	1 5	178 H	Valparaiso	0 1			
			140 H	Bowling Green	0 2	199 H	Akron	2 4			
			140 H	Bowling Green	4 3	199 H	Akron	0 5			
			44 H	Notre Dame	1 6	185 H	Ohio	5 7			

Non-Div. I Games:

Western Mich.

RPI	S	Opponent	Score	
216	A	Miami (OH)	1	5
251	N	South Dakota St.	0	1
257	H	Toledo	1	5
257	H	Toledo	4	2
268	N	Maine	4	0

Western Mich.

W  
e  
s  
t  
e  
r  
n  
M  
i  
c  
h  
.

W  
e  
s  
t  
e  
r  
n  
M  
i  
c  
h  
.

Average RPI Win:		161	WON-LOST RECORD		WINNING PCT. RANK	LAST 10 GAMES	STRENGTH OF SCHEDULE		OPP. STRENGTH OF SCHEDULE	TEAM RPI	ADJ RPI	CONF. RPI	ADJ CONF. RPI
Average RPI Loss:		108											
DIV. I ONLY			19-33-0		.36538 216	3-7-0	129		103	186	.46675 188	15	15
DIV. I NON-CONF.			9-17-0		.34615 214	0-2-0	106		67	179	.474 178	13	12
TOTALS		RPI 1-25	RPI 26-50		W-L RECORDS		RPI 51-100		RPI 101-150		RPI 150+		
19-33-0		0-5-0	1-3-0		OVERALL		5-8-0		2-6-0		11-11-0		
7-15-0		0-4-0	1-2-0		HOME		2-3-0		0-0-0		4-6-0		
3-9-0		0-0-0	0-0-0		AWAY		1-3-0		2-4-0		0-2-0		
9-9-0		0-1-0	0-1-0		NEUTRAL		2-2-0		0-2-0		7-3-0		
9-17-0		0-5-0	0-1-0		NON-CONFERENCE		2-5-0		1-1-0		6-5-0		
0-8-0		0-4-0	0-0-0		HOME		0-2-0		0-0-0		0-2-0		
1-2-0		0-0-0	0-0-0		AWAY		0-1-0		1-0-0		0-1-0		
8-7-0		0-1-0	0-1-0		NEUTRAL		2-2-0		0-1-0		6-2-0		
10-16-0		0-0-0	1-2-0		CONFERENCE		3-3-0		1-5-0		5-6-0		
7-7-0		0-0-0	1-2-0		HOME		2-1-0		0-0-0		4-4-0		
2-7-0		0-0-0	0-0-0		AWAY		1-2-0		1-4-0		0-1-0		
1-2-0		0-0-0	0-0-0		NEUTRAL		0-0-0		0-1-0		1-1-0		
RPI S	Opponent	Score	RPI S	Opponent	Score	RPI S	Opponent	Score	RPI S	Opponent	Score		
1 H	Oklahoma	1 7	38 N	Mississippi St.	0 4	53 H	Oklahoma St.	4 9	102 A	Coastal Caro.	5 2		
1 H	Oklahoma	1 16	47 H	Illinois St.	5 4	53 H	Oklahoma St.	3 11	107 A	Southern Ill.	6 2		
9 N	Alabama	0 2	47 H	Illinois St.	3 7	55 A	FGCU	2 6	107 A	Southern Ill.	6 7		
11 H	Nebraska	1 3	47 H	Illinois St.	2 15	73 N	Ga. Southern	3 4	107 A	Southern Ill.	6 14		
11 H	Nebraska	0 9				87 A	Creighton	0 1	107 N	Southern Ill.	1 7		
						87 A	Creighton	1 3	112 N	UC Santa Barbara	1 7		
						87 A	Creighton	2 1	119 A	UNI	2 3		
						91 H	Drake	6 1	119 A	UNI	1 7		
						91 H	Drake	8 4	161 N	Bradley	0 2		
						91 H	Drake	1 3	161 N	Bradley	2 0		
						94 N	Appalachian St.	4 3	163 A	La.-Monroe	1 3		
						94 N	Appalachian St.	2 1	170 H	Evansville	10 6		
						98 N	Albany (NY)	6 7	170 H	Evansville	4 3		
									170 H	Evansville	0 2		
									171 N	Samford	4 1		
									183 A	Missouri St.	3 5		
									183 H	Missouri St.	6 7		
									183 H	Missouri St.	9 12		
									190 H	UMKC	2 4		
									190 H	UMKC	0 7		
									212 N	Western Caro.	4 0		
									212 N	Western Caro.	8 5		
									218 N	Wright St.	2 3		
									225 N	Drexel	4 0		
									232 H	Indiana St.	6 3		
									232 H	Indiana St.	2 4		
									232 H	Indiana St.	4 3		
LAST 10 GAMES													
			107 N	Southern Ill.	1 7	91 H	Drake	8 4	218 N	Wright St.	2 3		
			87 A	Creighton	2 1	91 H	Drake	1 3	225 N	Drexel	4 0		
			87 A	Creighton	1 3	91 H	Drake	6 1	232 H	Indiana St.	6 3		
			87 A	Creighton	0 1	53 H	Oklahoma St.	4 9	232 H	Indiana St.	2 4		
			183 A	Missouri St.	3 5	53 H	Oklahoma St.	3 11	232 H	Indiana St.	4 3		

Non-Div. I Games:

Wichita St.

Wichita St.

Through Games Of June 4, 2013 (FINAL)

RPI	S	Opponent	Score	
242	N	Mississippi Val.	1	3
276	N	Detroit	13	4
287	N	Grambling	8	0

Wichita St.

W  
i  
c  
h  
i  
t  
a  
s  
t  
.

W  
i  
c  
h  
i  
t  
a  
s  
t  
.



RPI	S	Opponent	Score	
249	N	Savannah St.	3	1
253	H	Siena	4	3
255	H	Canisius	4	1
274	H	Delaware St.	2	3
274	H	Delaware St.	7	0
274	H	Delaware St.	6	2
278	H	Coppin St.	3	2
278	H	Coppin St.	9	1
278	H	Coppin St.	3	2
279	N	N.C. A&T	6	3
282	A	UMBC	14	0
283	A	UMES	7	2
283	A	UMES	10	6
283	A	UMES	5	3
287	N	Grambling	8	4
288	N	Saint Peter's	10	0
289	A	Morgan St.	11	0
289	A	Morgan St.	9	6
289	A	Morgan St.	13	2
290	A	Howard	10	1
290	A	Howard	9	6
290	A	Howard	18	1

Hampton

H  
a  
m  
p  
t  
o  
n

H  
a  
m  
p  
t  
o  
n



Average RPI Win: 203		WON-LOST RECORD	WINNING PCT. RANK	LAST 10 GAMES	STRENGTH OF SCHEDULE	OPP. STRENGTH OF SCHEDULE	TEAM RPI	ADJ RPI	CONF. RPI	ADJ CONF. RPI		
Average RPI Loss: 95												
DIV. I ONLY		18-27-0	.4 196	2-8-0	170	140	194	.46567 190	18	18		
DIV. I NON-CONF.		11-18-0	.37931 204	0-2-0	232	97	221	.44731 216	21	21		
<hr/>												
TOTALS		RPI 1-25		RPI 26-50		W-L RECORDS		RPI 51-100		RPI 101-150	RPI 150+	
18-27-0		0-0-0		0-4-0		OVERALL		1-12-0		1-9-0		16-2-0
5-4-0		0-0-0		0-0-0		HOME		1-2-0		0-0-0		4-2-0
6-16-0		0-0-0		0-4-0		AWAY		0-6-0		0-6-0		6-0-0
7-7-0		0-0-0		0-0-0		NEUTRAL		0-4-0		1-3-0		6-0-0
11-18-0		0-0-0		0-4-0		NON-CONFERENCE		0-8-0		0-6-0		11-0-0
1-0-0		0-0-0		0-0-0		HOME		0-0-0		0-0-0		1-0-0
4-11-0		0-0-0		0-0-		AWAY		0-4-0		0-3-0		4-0-0
6-7-0		0-0-0		0-0-0		NEUTRAL		0-4-0		0-3-0		6-0-0
7-9-0		0-0-0		0-0-0		CONFERENCE		1-4-0		1-3-0		5-2-0
4-4-0		0-0-0		0-0-0		HOME		1-2-0		0-0-0		3-2-0
2-5-0		0-0-0		0-0-0		AWAY		0-2-0		0-3-0		2-0-0
1-0-0		0-0-0		0-0-0		NEUTRAL		0-0-0		1-0-0		0-0-0
RPI S	Opponent	Score	RPI S	Opponent	Score	RPI S	Opponent	Score	RPI S	Opponent	Score	
			27 A	Arkansas	1 9	59 A	Texas Tech	1 9	103 A	Iowa St.	4 10	
			43 A	USC Upstate	1 7	59 A	Texas Tech	8 16	103 A	Iowa St.	4 7	
			50 A	Kansas	0 4	59 A	Texas Tech	0 8	122 N	Troy	11 16	
			50 A	Kansas	0 11	59 N	Texas Tech	3 11	126 A	Saint Louis	1 3	
						59 N	Texas Tech	2 14	127 N	Penn St.	2 10	
						62 A	North Dakota St.	3 4	145 A	South Dakota	1 8	
						62 A	North Dakota St.	5 6	145 A	South Dakota	1 3	
						71 H	Neb. Omaha	1 2	145 A	South Dakota	7 8	
						71 H	Neb. Omaha	1 2	145 N	South Dakota	2 0	
						71 H	Neb. Omaha	3 0	147 N	Texas-Arlington	1 9	
						77 N	SIU Edwardsville	2 4	167 H	Western Ill.	7 5	
						84 A	New Mexico St.	1 10	167 H	Western Ill.	9 0	
						99 N	Colorado St.	16 17	167 H	Western Ill.	1 2	
									177 N	Nicholls St.	16 3	
									183 A	Missouri St.	2 1	
									183 A	Missouri St.	7 2	
									188 A	Wichita St.	4 2	
									188 A	Wichita St.	7 0	
									212 N	Western Caro.	6 2	
									223 A	IUPUI	5 4	
									223 A	IUPUI	4 3	
									224 N	Belmont	4 3	
									232 N	Indiana St.	5 3	
									251 H	South Dakota St.	7 11	
									251 H	South Dakota St.	5 4	
									268 H	Maine	9 3	
									276 N	Detroit	6 1	
LAST 10 GAMES												
			145 N	South Dakota	2 0	103 A	Iowa St.	4 10	232 N	Indiana St.	5 3	
			62 A	North Dakota St.	5 6	103 A	Iowa St.	4 7	251 H	South Dakota St.	7 11	
			62 A	North Dakota St.	3 4	145 A	South Dakota	1 3	251 H	South Dakota St.	5 4	
			251 H	South Dakota St.	7 11	145 A	South Dakota	1 8	268 H	Maine	9 3	
			251 H	South Dakota St.	5 4	145 A	South Dakota	7 8	276 N	Detroit	6 1	

Non-Div. I Games:

UMKC

RPI	S	Opponent	Score	
281	N	N.C. Central	8	0

UMKC

U  
M  
K  
C

U  
M  
K  
C

Average RPI Win: 212		WON-LOST	WINNING	LAST 10	STRENGTH OF		OPP. STRENGTH	TEAM	ADJ	CONF.	ADJ CONF.		
Average RPI Loss: 147		RECORD	PCT. RANK	GAMES	SCHEDULE		OF SCHEDULE	RPI	RPI	RPI	RPI		
DIV. I ONLY		21-22-0	.48837	146	7-3-0		223	221	190	.46555	191	23	23
DIV. I NON-CONF.		11-12-0	.47826	154	2-2-0		238	217	197	.45979	199	23	23
TOTALS		RPI 1-25	RPI 26-50		W-L RECORDS		RPI 51-100		RPI 101-150		RPI 150+		
21-22-0		0-0-0	0-2-0		OVERALL		2-6-0		2-3-0		17-11-0		
9-4-0		0-0-0	0-0-0		HOME		0-0-0		1-1-0		8-3-0		
9-12-0		0-0-0	0-1-0		AWAY		2-5-0		0-1-0		7-5-0		
3-6-0		0-0-0	0-1-0		NEUTRAL		0-1-0		1-1-0		2-3-0		
11-12-0		0-0-0	0-2-0		NON-CONFERENCE		2-2-0		1-2-0		8-6-0		
1-2-0		0-0-0	0-0-0		HOME		0-0-0		0-0-0		1-2-0		
7-4-0		0-0-0	0-0-		AWAY		2-1-0		0-1-0		5-1-0		
3-6-0		0-0-0	0-1-0		NEUTRAL		0-1-0		1-1-0		2-3-0		
10-10-0		0-0-0	0-0-0		CONFERENCE		0-4-0		1-1-0		9-5-0		
8-2-0		0-0-0	0-0-0		HOME		0-0-0		1-1-0		7-1-0		
2-8-0		0-0-0	0-0-0		AWAY		0-4-0		0-0-0		2-4-0		
0-0-0		0-0-0	0-0-0		NEUTRAL		0-0-0		0-0-0		0-0-0		
RPI S	Opponent	Score	RPI S	Opponent	Score	RPI S	Opponent	Score	RPI S	Opponent	Score		
			48 A	San Diego St.	6 13	59 N	Texas Tech	1 7	111 H	Robert Morris	4 3		
			50 N	Kansas	2 10	66 A	Auburn	0 10	111 H	Robert Morris	3 4		
						95 A	Central Conn. St.	0 8	118 N	UNLV	2 1		
						95 A	Central Conn. St.	1 8	124 A	Connecticut	2 5		
						96 A	Monmouth	5 6	147 N	Texas-Arlington	1 2		
						96 A	Monmouth	1 7	174 N	Fairfield	1 3		
						98 A	Albany (NY)	6 5	180 A	Fairleigh Dickinson	8 1		
						98 A	Albany (NY)	8 3	180 A	Fairleigh Dickinson	1 3		
									181 A	LIU Brooklyn	7 8		
									181 A	LIU Brooklyn	4 12		
									186 A	Boston U.	4 3		
									186 H	Boston U.	6 8		
									195 N	Marist	5 3		
									198 A	San Diego	1 0		
									198 N	San Diego	1 5		
									209 A	Boston College	2 11		
									209 H	Boston College	3 4		
									220 H	Quinnipiac	9 8		
									220 H	Quinnipiac	8 0		
									232 N	Indiana St.	2 10		
									233 H	Sacred Heart	4 3		
									233 H	Sacred Heart	3 2		
									244 N	Tennessee St.	10 4		
									246 H	Saint Francis (PA)	5 9		
									246 H	Saint Francis (PA)	9 2		
									250 A	Mt. St. Mary's	10 3		
									250 A	Mt. St. Mary's	0 1		
LAST 10 GAMES			209 A	Boston College	2 11	186 A	Boston U.	4 3	244 N	Tennessee St.	10 4		
			111 H	Robert Morris	4 3	271 A	Brown	8 3	246 H	Saint Francis (PA)	5 9		
			111 H	Robert Morris	3 4	233 H	Sacred Heart	3 2	246 H	Saint Francis (PA)	9 2		
			220 H	Quinnipiac	9 8	233 H	Sacred Heart	4 3	250 A	Mt. St. Mary's	10 3		
			220 H	Quinnipiac	8 0	124 A	Connecticut	2 5	250 A	Mt. St. Mary's	0 1		

Non-Div. I Games:

Bryant

RPI	S	Opponent	Score	
269	H	Wagner	8	7
269	H	Wagner	6	4
271	A	Brown	8	3
271	H	Brown	10	1
273	A	Yale	12	7
273	A	Yale	10	2

B  
r  
y  
a  
n  
t

B  
r  
y  
a  
n  
t

Bryant

Average RPI Win:	207	WON-LOST RECORD	WINNING PCT. RANK	LAST 10 GAMES	STRENGTH OF SCHEDULE	OPP. STRENGTH OF SCHEDULE	TEAM RPI	ADJ RPI	CONF. RPI	ADJ CONF. RPI		
DIV. I ONLY		26-20-0	.56522	104	7-3-0	251	233	180	.46545	192	25	26
DIV. I NON-CONF.		10-13-0	.43478	177	0-0-0	258	212	223	.43475	229	27	27
<hr/>												
TOTALS	RPI 1-25	RPI 26-50		W-L RECORDS		RPI 51-100		RPI 101-150		RPI 150+		
26-20-0	0-0-0	0-0-0		OVERALL		1-2-0		4-6-0		21-12-0		
8-4-0	0-0-0	0-0-0		HOME		0-0-0		1-0-0		7-4-0		
10-10-0	0-0-0	0-0-0		AWAY		0-2-0		1-4-0		9-3-0		
8-6-0	0-0-0	0-0-0		NEUTRAL		1-0-0		2-1-0		5-5-0		
<hr/>												
10-13-0	0-0-0	0-0-0		NON-CONFERENCE		1-2-0		2-3-0		7-8-0		
0-1-0	0-0-0	0-0-0		HOME		0-0-0		0-0-0		0-1-0		
2-6-0	0-0-0	0-0-		AWAY		0-2-0		0-2-0		2-2-0		
8-6-0	0-0-0	0-0-0		NEUTRAL		1-0-0		2-1-0		5-5-0		
<hr/>												
16-7-0	0-0-0	0-0-0		CONFERENCE		0-0-0		2-3-0		14-4-0		
8-3-0	0-0-0	0-0-0		HOME		0-0-0		1-0-0		7-3-0		
8-4-0	0-0-0	0-0-0		AWAY		0-0-0		1-3-0		7-1-0		
0-0-0	0-0-0	0-0-0		NEUTRAL		0-0-0		0-0-0		0-0-0		
<hr/>												
RPI S	Opponent	Score	RPI S	Opponent	Score	RPI S	Opponent	Score	RPI S	Opponent	Score	
						55 A	FGCU	2 3	103 N	Iowa St.	8 7	
						85 A	Stetson	0 7	110 A	Penn	2 3	
						92 N	Maryland	4 0	110 A	Penn	0 1	
									110 A	Penn	4 1	
									110 A	Penn	1 3	
									110 H	Penn	6 2	
									111 N	Robert Morris	3 0	
									123 A	Fla. Atlantic	1 2	
									123 A	Fla. Atlantic	0 5	
									141 N	Rutgers	5 6	
									157 H	Princeton	4 1	
									157 H	Princeton	7 9	
									160 A	George Washington	2 1	
									160 A	George Washington	3 2	
									162 N	Seton Hall	0 5	
									194 N	Elon	4 3	
									201 H	Cornell	6 2	
									201 H	Cornell	9 10	
									208 A	Harvard	13 1	
									208 A	Harvard	5 4	
									208 H	Harvard	7 1	
									208 H	Harvard	1 4	
									209 H	Boston College	6 19	
									213 N	Liberty	4 10	
									220 N	Quinnipiac	4 0	
			233 A	Sacred Heart	6 7							
			233 A	Sacred Heart	3 6							

Non-Div. I Games:

Dartmouth

RPI	S	Opponent	Score	
240	N	Florida A&M	6	2
243	N	Bethune-Cookman	8	4
243	N	Bethune-Cookman	6	9
243	N	Bethune-Cookman	1	2
243	N	Bethune-Cookman	3	2
245	A	Columbia	5	1
245	A	Columbia	6	9
265	N	Rhode Island	3	4
271	H	Brown	9	1
271	H	Brown	10	0
271	H	Brown	5	1
271	H	Brown	5	0
273	A	Yale	10	1
273	A	Yale	8	0
273	A	Yale	10	8
273	A	Yale	5	0

Dartmouth

D  
a  
r  
t  
m  
o  
u  
t  
h

D  
a  
r  
t  
m  
o  
u  
t  
h

Average RPI Win: 144		WON-LOST	WINNING	LAST 10	STRENGTH OF	OPP. STRENGTH	TEAM	ADJ	CONF.	ADJ CONF.					
Average RPI Loss: 113		RECORD	PCT. RANK	GAMES	SCHEDULE	OF SCHEDULE	RPI	RPI	RPI	RPI					
DIV. I ONLY		17-35-1	.33019	239	5-5-0	106	97	193	.46358	193	8	10			
DIV. I NON-CONF.		10-20-1	.33871	221	1-0-0	135	133	199	.45824	201	8	9			
<hr/>															
TOTALS		RPI 1-25	RPI 26-50		W-L RECORDS		RPI 51-100		RPI 101-150		RPI 150+				
17-35-1		0-5-0	1-4-0		OVERALL		3-6-1		4-10-0		9-10-0				
7-7-0		0-3-0	0-2-0		HOME		1-0-0		2-1-0		4-1-0				
7-19-0		0-2-0	0-2-0		AWAY		2-4-0		2-6-0		3-5-0				
3-9-1		0-0-0	1-0-0		NEUTRAL		0-2-1		0-3-0		2-4-0				
10-20-1		0-2-0	1-0-0		NON-CONFERENCE		3-6-1		1-4-0		5-8-0				
3-0-0		0-0-0	0-0-0		HOME		1-0-0		0-0-0		2-0-0				
4-11-0		0-2-0	0-0-		AWAY		2-4-0		1-1-0		1-4-0				
3-9-1		0-0-0	1-0-0		NEUTRAL		0-2-1		0-3-0		2-4-0				
7-15-0		0-3-0	0-4-0		CONFERENCE		0-0-0		3-6-0		4-2-0				
4-7-0		0-3-0	0-2-0		HOME		0-0-0		2-1-0		2-1-0				
3-8-0		0-0-0	0-2-0		AWAY		0-0-0		1-5-0		2-1-0				
0-0-0		0-0-0	0-0-0		NEUTRAL		0-0-0		0-0-0		0-0-0				
RPI	S	Opponent	Score	RPI	S	Opponent	Score	RPI	S	Opponent	Score	RPI	S	Opponent	Score
9	A	Alabama	4 12	35	A	South Fla.	0 4	57	A	San Jose St.	7 3	103	N	Iowa St.	1 11
9	A	Alabama	1 9	35	A	South Fla.	2 5	57	A	San Jose St.	1 3	103	N	Iowa St.	9 11
18	H	Louisville	4 6	39	N	Iowa	3 1	60	N	Ohio St.	0 4	120	A	Pittsburgh	3 6
18	H	Louisville	0 8	46	H	DePaul	0 11	64	N	Saint Joseph's	1 4	120	A	Pittsburgh	2 3
18	H	Louisville	0 15	46	H	DePaul	0 4	64	N	Saint Joseph's	8 8	120	A	Pittsburgh	5 3
								69	A	Pacific	2 7	124	A	Connecticut	2 7
								73	A	Ga. Southern	4 3	124	A	Connecticut	3 4
								73	A	Ga. Southern	1 5	124	A	Connecticut	5 6
								79	H	Fordham	3 0	138	N	Binghamton	3 6
								92	A	Maryland	2 3	141	H	Rutgers	2 0
												141	H	Rutgers	5 1
												141	H	Rutgers	1 5
												144	A	East Carolina	9 5
												144	A	East Carolina	0 1
												158	A	Villanova	3 0
												158	A	Villanova	4 5
												158	A	Villanova	4 1
												160	A	George Washington	1 4
												162	H	Seton Hall	0 10
												162	H	Seton Hall	11 3
												162	H	Seton Hall	4 2
												180	A	Fairleigh Dickinson	3 2
												181	H	LIU Brooklyn	7 5
												182	N	Tennessee Tech	3 4
												199	N	Akron	1 14
												199	N	Akron	6 0
												199	N	Akron	2 4
				LAST 10 GAMES											
				158	A	Villanova	4 5	141	H	Rutgers	2 0	181	H	LIU Brooklyn	7 5
				158	A	Villanova	3 0	141	H	Rutgers	1 5	182	N	Tennessee Tech	3 4
				158	A	Villanova	4 1	46	H	DePaul	0 11	199	N	Akron	1 14
				79	H	Fordham	3 0	46	H	DePaul	0 4	199	N	Akron	6 0
				141	H	Rutgers	5 1	124	A	Connecticut	2 7	199	N	Akron	2 4

Non-Div. I Games:

St. John's (NY)

RPI	S	Opponent	Score	
203	N	Radford	6	2
225	N	Drexel	6	11
252	A	Manhattan	0	2
252	A	Manhattan	2	3
258	H	Iona	9	1
259	A	Santa Clara	2	3

St. John's (NY)

S  
t  
.  
J  
o  
h  
n  
'  
s  
(  
N  
Y  
)

S  
t  
.  
J  
o  
h  
n  
'  
s  
(  
N  
Y  
)



Average RPI Win: 195		WON-LOST	WINNING	LAST 10	STRENGTH OF		OPP. STRENGTH	TEAM	ADJ	CONF.	ADJ CONF.
Average RPI Loss: 108		RECORD	PCT. RANK	GAMES	SCHEDULE		OF SCHEDULE	RPI	RPI	RPI	RPI
DIV. I ONLY		21-31-0	.40385	192	6-4-0		176	174	196	.46324	194
DIV. I NON-CONF.		13-16-0	.44828	166	3-1-0		200	219	194	.4663	191
TOTALS		RPI 1-25	RPI 26-50		W-L RECORDS		RPI 51-100		RPI 101-150		RPI 150+
21-31-0	0-0-0	1-4-0		OVERALL		1-13-0		5-7-0		14-7-0	
16-11-0	0-0-0	0-2-0		HOME		0-5-0		5-3-0		11-1-0	
5-14-0	0-0-0	1-2-0		AWAY		1-7-0		0-2-0		3-3-0	
0-6-0	0-0-0	0-0-0		NEUTRAL		0-1-0		0-2-0		0-3-0	
13-16-0	0-0-0	1-4-0		NON-CONFERENCE		0-5-0		1-4-0		11-3-0	
10-5-0	0-0-0	0-2-0		HOME		0-2-0		1-1-0		9-0-0	
3-6-0	0-0-0	1-0-		AWAY		0-2-0		0-1-0		2-1-0	
0-5-0	0-0-0	0-0-0		NEUTRAL		0-1-0		0-2-0		0-2-0	
8-15-0	0-0-0	0-0-0		CONFERENCE		1-8-0		4-3-0		3-4-0	
6-6-0	0-0-0	0-0-0		HOME		0-3-0		4-2-0		2-1-0	
2-8-0	0-0-0	0-0-0		AWAY		1-5-0		0-1-0		1-2-0	
0-1-0	0-0-0	0-0-0		NEUTRAL		0-0-0		0-0-0		0-1-0	
RPI S	Opponent	Score	RPI S	Opponent	Score	RPI S	Opponent	Score	RPI S	Opponent	Score
			28 A	Georgia	5 2	60 N	Ohio St.	2 10	103 N	Iowa St.	1 12
			28 A	Georgia	0 8	72 A	Jacksonville	1 11	104 H	UNC Greensboro	8 5
			33 H	Virginia Tech	1 2	72 A	Jacksonville	2 7	104 H	UNC Greensboro	2 10
			34 H	North Carolina St.	0 11	73 H	Ga. Southern	2 5	104 H	UNC Greensboro	1 5
			42 A	North Carolina	0 6	73 H	Ga. Southern	4 6	113 H	Campbell	5 7
						73 H	Ga. Southern	5 8	123 A	Fla. Atlantic	3 5
						76 H	Longwood	4 6	131 A	Furman	2 3
						76 H	Longwood	1 8	136 H	Chattanooga	4 3
						94 A	Appalachian St.	1 7	136 H	Chattanooga	6 4
						94 A	Appalachian St.	5 8	136 H	Chattanooga	2 1
						94 A	Appalachian St.	3 7	144 H	East Carolina	6 3
						97 A	Col. of Charleston	3 7	148 N	Winthrop	1 4
						97 A	Col. of Charleston	3 4	155 H	Temple	8 3
						97 A	Col. of Charleston	5 4	169 A	Charlotte	5 2
									169 A	Charlotte	0 8
									171 A	Samford	0 10
									171 A	Samford	2 0
									171 A	Samford	0 3
									171 N	Samford	0 8
									189 H	Hampton	8 2
									192 N	Dartmouth	3 4
									212 H	Western Caro.	4 1
									212 H	Western Caro.	1 2
									212 H	Western Caro.	7 1
									243 N	Bethune-Cookman	4 5
									252 H	Manhattan	10 5
									252 H	Manhattan	8 7
LAST 10 GAMES			171 N	Samford	0 8	279 H	N.C. A&T	4 2			
			136 H	Chattanooga	4 3	131 A	Furman	2 3			
			136 H	Chattanooga	6 4	34 H	North Carolina St.	0 11			
			136 H	Chattanooga	2 1	281 A	N.C. Central	9 1			
			279 H	N.C. A&T	1 0	171 A	Samford	0 3			

Non-Div. I Games:

Elon

RPI	S	Opponent	Score	
279	H	N.C. A&T	4	2
279	H	N.C. A&T	1	0
281	A	N.C. Central	9	1
281	H	N.C. Central	6	3
288	H	Saint Peter's	13	3
288	H	Saint Peter's	10	0

Elon

E  
l  
o  
n

E  
l  
o  
n

Average RPI Win:	243	WON-LOST RECORD	WINNING PCT. RANK	LAST 10 GAMES		STRENGTH OF SCHEDULE	OPP. STRENGTH OF SCHEDULE	TEAM RPI	ADJ RPI	CONF. RPI	ADJ CONF. RPI		
DIV. I ONLY		30-26-0	.53571 121	6-4-0		243	257	188	.46226 195	29	29		
DIV. I NON-CONF.		17-20-0	.45946 161	3-2-0		196	243	193	.46092 197	29	29		
<hr/>													
TOTALS	RPI 1-25	RPI 26-50		W-L RECORDS		RPI 51-100		RPI 101-150		RPI 150+			
30-26-0	0-3-0	0-0-0		OVERALL		0-5-0		0-4-0		30-14-0			
14-4-0	0-0-0	0-0-0		HOME		0-0-0		0-0-0		14-4-0			
12-14-0	0-3-0	0-0-0		AWAY		0-1-0		0-2-0		12-8-0			
4-8-0	0-0-0	0-0-0		NEUTRAL		0-4-0		0-2-0		4-2-0			
17-20-0	0-3-0	0-0-0		NON-CONFERENCE		0-5-0		0-4-0		17-8-0			
6-1-0	0-0-0	0-0-0		HOME		0-0-0		0-0-0		6-1-0			
7-11-0	0-3-0	0-0-		AWAY		0-1-0		0-2-0		7-5-0			
4-8-0	0-0-0	0-0-0		NEUTRAL		0-4-0		0-2-0		4-2-0			
13-6-0	0-0-0	0-0-0		CONFERENCE		0-0-0		0-0-0		13-6-0			
8-3-0	0-0-0	0-0-0		HOME		0-0-0		0-0-0		8-3-0			
5-3-0	0-0-0	0-0-0		AWAY		0-0-0		0-0-0		5-3-0			
0-0-0	0-0-0	0-0-0		NEUTRAL		0-0-0		0-0-0		0-0-0			
RPI	S	Opponent	Score	RPI	S	Opponent	Score	RPI	S	Opponent	Score		
1	A	Oklahoma	0 17					57	N	San Jose St.	0 4		
19	A	Hofstra	3 9					59	N	Texas Tech	0 6		
19	A	Hofstra	0 1					65	N	Ball St.	5 15		
								79	N	Fordham	3 5		
								99	A	Colorado St.	0 17		
										106	A	BYU	6 11
										115	N	Delaware	3 5
										118	N	UNLV	0 1
										129	A	Utah Valley	3 4
										162	A	Seton Hall	4 5
										162	A	Seton Hall	4 3
										173	A	Army	1 0
										173	A	Army	0 3
										173	N	Army	10 1
										174	H	Fairfield	4 1
										174	H	Fairfield	3 1
										174	H	Fairfield	3 2
										174	H	Fairfield	3 1
										191	N	Bryant	3 5
										198	N	San Diego	2 3
										221	A	Norfolk St.	6 8
										221	A	Norfolk St.	11 2
										239	H	Hartford	12 1
										239	H	Hartford	5 2
										245	A	Columbia	1 3
										245	A	Columbia	1 3
										245	N	Columbia	8 0
										252	A	Manhattan	2 7
										252	A	Manhattan	8 0
										253	H	Siena	5 15
										253	H	Siena	4 6
										253	H	Siena	4 6
										255	A	Canisius	4 6

**Non-Div. I Games:**

Marist

RPI	S	Opponent	Score	
255	A	Canisius	10	2
256	H	Colgate	7	2
256	H	Colgate	1	3
258	H	Iona	4	12
258	H	Iona	5	4
260	A	Holy Cross	8	4
260	A	Holy Cross	8	0
265	N	Rhode Island	6	0
265	N	Rhode Island	7	0
267	A	Niagara	2	3
267	A	Niagara	7	5
267	H	Niagara	2	0
273	H	Yale	6	0
277	H	Rider	4	3
277	H	Rider	8	5
278	A	Coppin St.	8	2
280	H	Lafayette	8	0
280	H	Lafayette	5	2
282	A	UMBC	7	6
288	A	Saint Peter's	17	0
288	A	Saint Peter's	11	3

Marist

M  
a  
r  
i  
s  
t

M  
a  
r  
i  
s  
t

Average RPI Win:	174	WON-LOST RECORD	WINNING PCT. RANK	LAST 10 GAMES	STRENGTH OF SCHEDULE	OPP. STRENGTH OF SCHEDULE	TEAM RPI	ADJ RPI	CONF. RPI	ADJ CONF. RPI	
Average RPI Loss:	121										
DIV. I ONLY	17-33-1	.34314	228	5-5-0	110	177	200	.46143	196	19	19
DIV. I NON-CONF.	10-18-1	.36207	207	0-2-0	67	170	155	.48533	154	20	20
<hr/>											
TOTALS	RPI 1-25	RPI 26-50		W-L RECORDS		RPI 51-100		RPI 101-150		RPI 150+	
17-33-1	0-3-0	0-3-0		OVERALL		4-8-0		2-9-0		11-10-1	
7-11-1	0-0-0	0-0-0		HOME		2-1-0		0-4-0		5-6-1	
3-17-0	0-1-0	0-1-0		AWAY		1-6-0		0-5-0		2-4-0	
7-5-0	0-2-0	0-2-0		NEUTRAL		1-1-0		2-0-0		4-0-0	
<hr/>											
10-18-1	0-3-0	0-3-0		NON-CONFERENCE		2-6-0		2-3-0		6-3-1	
2-3-1	0-0-0	0-0-0		HOME		0-0-0		0-0-0		2-3-1	
1-11-0	0-1-0	0-0-		AWAY		1-6-0		0-3-0		0-0-0	
7-4-0	0-2-0	0-2-0		NEUTRAL		1-0-0		2-0-0		4-0-0	
<hr/>											
7-15-0	0-0-0	0-0-0		CONFERENCE		2-2-0		0-6-0		5-7-0	
5-8-0	0-0-0	0-0-0		HOME		2-1-0		0-4-0		3-3-0	
2-6-0	0-0-0	0-0-0		AWAY		0-0-0		0-2-0		2-4-0	
0-1-0	0-0-0	0-0-0		NEUTRAL		0-1-0		0-0-0		0-0-0	
<hr/>											
RPI S	Opponent	Score		RPI S	Opponent	Score		RPI S	Opponent	Score	
18 A	Louisville	1	6	42 N	North Carolina	2	10	56 A	Kennesaw St.	0	7
23 N	Wisconsin	0	9	44 A	Notre Dame	3	5	56 A	Kennesaw St.	5	6
23 N	Wisconsin	2	7	50 N	Kansas	0	10	65 H	Ball St.	6	4
								65 N	Ball St.	1	9
								72 N	Jacksonville	8	0
								82 A	FIU	1	4
								82 A	FIU	5	4
								89 A	IPFW	4	5
								89 A	IPFW	2	10
								90 A	Georgia Tech	0	12
								100 H	Central Mich.	8	4
								100 H	Central Mich.	0	3
<hr/>											
LAST 10 GAMES											
199 A	Akron	0	2	44 A	Notre Dame	3	5	208 N	Harvard	3	1
199 A	Akron	4	3	65 H	Ball St.	6	4	216 H	Miami (OH)	8	4
185 A	Ohio	6	1	216 H	Miami (OH)	8	4	216 H	Miami (OH)	4	2
185 A	Ohio	5	6	216 H	Miami (OH)	4	2	219 H	Buffalo	7	8
105 A	Michigan St.	0	3	140 H	Bowling Green	1	6	219 H	Buffalo	3	5
								236 H	Youngstown St.	5	3

Non-Div. I Games:

Eastern Mich.

E  
a  
s  
t  
e  
r  
n  
M  
i  
c  
h  
.

Eastern Michigan.

Eastern Mich.

Average RPI Win:	215	WON-LOST RECORD	WINNING PCT. RANK	LAST 10 GAMES	STRENGTH OF SCHEDULE	OPP. STRENGTH OF SCHEDULE	TEAM RPI	ADJ RPI	CONF. RPI	ADJ CONF. RPI	
DIV. I ONLY		22-24-0	.47826 151	5-5-0	232	227	199	.46088 197	22	22	
DIV. I NON-CONF.		11-15-0	.42308 183	0-0-0	249	238	232	.43969 225	22	22	
<hr/>											
TOTALS	RPI 1-25	RPI 26-50		W-L RECORDS	RPI 51-100		RPI 101-150		RPI 150+		
22-24-0	0-0-0	0-0-0		OVERALL	2-7-0		1-4-0		19-13-0		
8-6-0	0-0-0	0-0-0		HOME	2-2-0		0-2-0		6-2-0		
7-9-0	0-0-0	0-0-0		AWAY	0-3-0		0-1-0		7-5-0		
7-9-0	0-0-0	0-0-0		NEUTRAL	0-2-0		1-1-0		6-6-0		
11-15-0	0-0-0	0-0-0		NON-CONFERENCE	0-5-0		1-2-0		10-8-0		
2-0-0	0-0-0	0-0-0		HOME	0-0-0		0-0-0		2-0-0		
2-6-0	0-0-0	0-0-		AWAY	0-3-0		0-1-0		2-2-0		
7-9-0	0-0-0	0-0-0		NEUTRAL	0-2-0		1-1-0		6-6-0		
11-9-0	0-0-0	0-0-0		CONFERENCE	2-2-0		0-2-0		9-5-0		
6-6-0	0-0-0	0-0-0		HOME	2-2-0		0-2-0		4-2-0		
5-3-0	0-0-0	0-0-0		AWAY	0-0-0		0-0-0		5-3-0		
0-0-0	0-0-0	0-0-0		NEUTRAL	0-0-0		0-0-0		0-0-0		
RPI S	Opponent	Score	RPI S	Opponent	Score	RPI S	Opponent	Score	RPI S	Opponent	Score
						56 A	Kennesaw St.	2 6	107 A	Southern Ill.	0 9
						64 H	Saint Joseph's	5 2	126 H	Saint Louis	0 2
						64 H	Saint Joseph's	4 5	126 H	Saint Louis	4 6
						65 A	Ball St.	2 11	130 N	Lehigh	2 0
						79 H	Fordham	3 2	132 N	Northern Ill.	2 3
						79 H	Fordham	0 3	155 H	Temple	3 7
						87 N	Creighton	0 3	155 H	Temple	2 5
						90 A	Georgia Tech	4 24	160 A	George Washington	1 4
						98 N	Albany (NY)	0 4	160 A	George Washington	1 0
									161 N	Bradley	7 14
									164 A	Dayton	3 5
									164 A	Dayton	3 6
									172 A	Massachusetts	4 2
									172 A	Massachusetts	2 0
									173 N	Army	2 0
									180 N	Fairleigh Dickinson	3 0
									183 N	Missouri St.	2 5
									196 N	Eastern Mich.	1 6
									196 N	Eastern Mich.	0 8
									199 N	Akron	1 2
									210 H	Morehead St.	6 3
									210 H	Morehead St.	7 6
									216 A	Miami (OH)	2 6
									216 A	Miami (OH)	4 5
									223 A	IUPUI	5 1
									223 N	IUPUI	0 1
									244 A	Tennessee St.	7 3
LAST 10 GAMES											
				265 A	Rhode Island	6 2	126 H	Saint Louis	0 2	216 A	Miami (OH)
				265 A	Rhode Island	8 1	155 H	Temple	3 7	216 A	Miami (OH)
				172 A	Massachusetts	2 0	155 H	Temple	2 5	223 A	IUPUI
				172 A	Massachusetts	4 2	64 H	Saint Joseph's	4 5	223 N	IUPUI
				126 H	Saint Louis	4 6	64 H	Saint Joseph's	5 2	244 A	Tennessee St.

Non-Div. I Games:

Butler

RPI	S	Opponent	Score	
262	N	North Dakota	4	2
263	H	La Salle	2	0
263	H	La Salle	15	1
265	A	Rhode Island	6	2
265	A	Rhode Island	8	1
269	N	Wagner	6	2
270	H	St. Bonaventure	2	1
270	H	St. Bonaventure	6	3
288	N	Saint Peter's	3	0
289	N	Morgan St.	8	3

Butler



Average RPI Win:		190	WON-LOST RECORD		WINNING PCT. RANK		LAST 10 GAMES		STRENGTH OF SCHEDULE		OPP. STRENGTH OF SCHEDULE		TEAM RPI		ADJ RPI		CONF. RPI		ADJ CONF. RPI				
DIV. I ONLY				24-29-0	.45283	165	4-6-0		219		199		197		.46055		198	21		21			
DIV. I NON-CONF.				15-14-0	.51724	129	0-0-0		169		205		147		.49041		151	17		17			
TOTALS		RPI 1-25		RPI 26-50		W-L RECORDS		RPI 51-100		RPI 101-150		RPI 150+											
24-29-0		0-2-0		0-2-0		OVERALL		1-1-0		6-15-0		17-9-0											
9-17-0		0-1-0		0-1-0		HOME		1-1-0		2-10-0		6-4-0											
6-10-0		0-0-0		0-1-0		AWAY		0-0-0		1-4-0		5-5-0											
9-2-0		0-1-0		0-0-0		NEUTRAL		0-0-0		3-1-0		6-0-0											
15-14-0		0-2-0		0-2-0		NON-CONFERENCE		1-1-0		3-6-0		11-3-0											
5-9-0		0-1-0		0-1-0		HOME		1-1-0		0-4-0		4-2-0											
1-3-0		0-0-0		0-0-		AWAY		0-0-0		0-1-0		1-1-0											
9-2-0		0-1-0		0-0-0		NEUTRAL		0-0-0		3-1-0		6-0-0											
9-15-0		0-0-0		0-0-0		CONFERENCE		0-0-0		3-9-0		6-6-0											
4-8-0		0-0-0		0-0-0		HOME		0-0-0		2-6-0		2-2-0											
5-7-0		0-0-0		0-0-0		AWAY		0-0-0		1-3-0		4-4-0											
0-0-0		0-0-0		0-0-0		NEUTRAL		0-0-0		0-0-0		0-0-0											
RPI	S	Opponent		Score		RPI	S	Opponent		Score		RPI	S	Opponent		Score		RPI	S	Opponent		Score	
10	N	Missouri		0	5	48	A	San Diego St.		1	3	81	H	McNeese St.		2	0	106	H	BYU		0	5
20	H	UCLA		0	8	48	H	San Diego St.		1	4	81	H	McNeese St.		1	3	106	H	BYU		0	3
																		106	H	BYU		1	9
																		106	H	BYU		1	2
																		112	A	UC Santa Barbara		2	3
																		112	H	UC Santa Barbara		4	5
																		116	H	Fresno St.		1	8
																		116	N	Fresno St.		8	7
																		116	N	Fresno St.		2	1
																		128	H	Boise St.		3	5
																		128	N	Boise St.		0	1
																		128	N	Boise St.		8	6
																		129	H	Utah Valley		0	1
																		129	H	Utah Valley		3	2
																		129	H	Utah Valley		3	4
																		129	H	Utah Valley		5	1
																		134	A	Loyola Marymount		1	2
																		134	A	Loyola Marymount		1	3
																		134	A	Loyola Marymount		6	3
																		134	A	Loyola Marymount		2	4
																		143	H	New Mexico		1	2
																		165	A	St. Mary's (CA)		0	2
																		165	A	St. Mary's (CA)		4	2
																		165	A	St. Mary's (CA)		1	4
																		165	A	St. Mary's (CA)		4	1
																		174	N	Fairfield		3	2
																		191	H	Bryant		0	1
				LAST 10 GAMES																			
				259	A	Santa Clara		4	5	134	A	Loyola Marymount		6	3	165	A	St. Mary's (CA)		4	2		
				259	A	Santa Clara		6	0	134	A	Loyola Marymount		2	4	165	A	St. Mary's (CA)		1	4		
				259	A	Santa Clara		1	0	134	A	Loyola Marymount		1	2	165	A	St. Mary's (CA)		4	1		
				259	A	Santa Clara		0	1	129	H	Utah Valley		5	1	174	N	Fairfield		3	2		
				134	A	Loyola Marymount		1	3	129	H	Utah Valley		3	4	191	H	Bryant		0	1		

Non-Div. I Games:

San Diego

RPI	S	Opponent	Score	
191	N	Bryant	5	1
195	N	Marist	3	2
200	H	CSU Bakersfield	0	2
200	H	CSU Bakersfield	3	2
200	H	CSU Bakersfield	2	3
200	H	CSU Bakersfield	5	0
208	N	Harvard	2	1
211	A	UC Riverside	1	4
211	A	UC Riverside	5	0
219	N	Buffalo	6	0
248	H	Utah St.	4	3
251	H	South Dakota St.	0	1
251	H	South Dakota St.	3	1
251	H	South Dakota St.	5	1
258	H	Iona	10	4
259	A	Santa Clara	6	0
259	A	Santa Clara	4	5
259	A	Santa Clara	0	1
259	A	Santa Clara	1	0
266	N	Weber St.	2	0

San Diego

Average RPI Win: 198		WON-LOST RECORD	WINNING PCT. RANK	LAST 10 GAMES	STRENGTH OF SCHEDULE	OPP. STRENGTH OF SCHEDULE	TEAM RPI	ADJ RPI	CONF. RPI	ADJ CONF. RPI	
Average RPI Loss: 151											
DIV. I ONLY		23-28-0	.45098 168	5-5-0	211	212	198	.45951 199	19	19	
DIV. I NON-CONF.		15-14-0	.51724 129	1-1-0	203	232	168	.47757 169	20	20	
<hr/>											
TOTALS		RPI 1-25	RPI 26-50		W-L RECORDS		RPI 51-100		RPI 101-150		RPI 150+
23-28-0	0-0-0		0-1-0		OVERALL		1-6-0		3-7-0		19-14-0
3-10-0	0-0-0		0-0-0		HOME		0-4-0		0-0-0		3-6-0
10-10-0	0-0-0		0-0-0		AWAY		1-2-0		1-5-0		8-3-0
10-8-0	0-0-0		0-1-0		NEUTRAL		0-0-0		2-2-0		8-5-0
<hr/>											
15-14-0	0-0-0		0-1-0		NON-CONFERENCE		1-2-0		2-2-0		12-9-0
1-2-0	0-0-0		0-0-0		HOME		0-0-0		0-0-0		1-2-0
4-4-0	0-0-0		0-0-		AWAY		1-2-0		0-0-0		3-2-0
10-8-0	0-0-0		0-1-0		NEUTRAL		0-0-0		2-2-0		8-5-0
<hr/>											
8-14-0	0-0-0		0-0-0		CONFERENCE		0-4-0		1-5-0		7-5-0
2-8-0	0-0-0		0-0-0		HOME		0-4-0		0-0-0		2-4-0
6-6-0	0-0-0		0-0-0		AWAY		0-0-0		1-5-0		5-1-0
0-0-0	0-0-0		0-0-0		NEUTRAL		0-0-0		0-0-0		0-0-0
<hr/>											
RPI S	Opponent	Score	RPI S	Opponent	Score	RPI S	Opponent	Score	RPI S	Opponent	Score
			41 N	James Madison	2 3	51 A	Georgia St.	2 0	110 N	Penn	7 2
						65 H	Ball St.	6 11	121 A	Kent St.	3 5
						65 H	Ball St.	0 5	121 A	Kent St.	1 2
						73 A	Ga. Southern	4 6	122 N	Troy	3 6
						97 A	Col. of Charleston	0 5	130 N	Lehigh	0 4
						100 H	Central Mich.	2 3	132 A	Northern Ill.	7 5
						100 H	Central Mich.	1 12	132 A	Northern Ill.	0 3
									140 A	Bowling Green	0 3
									140 A	Bowling Green	0 2
									145 N	South Dakota	5 1
									153 N	Towson	7 5
									160 A	George Washington	4 7
									160 A	George Washington	7 9
									164 H	Dayton	3 4
									180 N	Fairleigh Dickinson	1 3
									182 N	Tennessee Tech	1 3
									182 N	Tennessee Tech	9 2
									185 H	Ohio	0 6
									185 H	Ohio	2 4
									187 A	Western Mich.	4 2
									187 A	Western Mich.	5 0
									193 N	St. John's (NY)	0 6
									193 N	St. John's (NY)	14 1
									193 N	St. John's (NY)	4 2
									196 H	Eastern Mich.	2 0
									196 H	Eastern Mich.	3 4
									197 N	Butler	2 1
<hr/>											
LAST 10 GAMES											
			196 H	Eastern Mich.	2 0	246 H	Saint Francis (PA)	2 6	193 N	St. John's (NY)	14 1
			196 H	Eastern Mich.	3 4	187 A	Western Mich.	4 2	193 N	St. John's (NY)	4 2
			100 H	Central Mich.	2 3	187 A	Western Mich.	5 0	196 H	Eastern Mich.	2 0
			100 H	Central Mich.	1 12	132 A	Northern Ill.	0 3	196 H	Eastern Mich.	3 4
			246 H	Saint Francis (PA)	10 4	132 A	Northern Ill.	7 5	197 N	Butler	2 1

Non-Div. I Games:

Akron

RPI	S	Opponent	Score	
206	N	East Tenn. St.	3	2
216	H	Miami (OH)	6	7
216	H	Miami (OH)	8	1
219	A	Buffalo	10	1
219	A	Buffalo	3	2
233	N	Sacred Heart	1	3
237	N	Northern Colo.	2	10
238	A	Cleveland St.	5	4
238	A	Cleveland St.	3	2
246	H	Saint Francis (PA)	10	4
246	H	Saint Francis (PA)	2	6
257	A	Toledo	2	6
257	A	Toledo	15	5
260	N	Holy Cross	9	5
262	N	North Dakota	8	3
267	A	Niagara	4	1

Akron

A  
k  
r  
o  
n

A  
k  
r  
o  
n



RPI	S	Opponent	Score	
198	A	San Diego	0	5
198	A	San Diego	3	2
198	A	San Diego	2	3
198	A	San Diego	2	0
259	H	Santa Clara	3	1
259	H	Santa Clara	4	2
259	H	Santa Clara	5	4
259	H	Santa Clara	3	6

CSU Bakersfield

Average RPI Win: 214		WON-LOST RECORD		WINNING PCT. RANK		LAST 10 GAMES		STRENGTH OF SCHEDULE		OPP. STRENGTH OF SCHEDULE		TEAM RPI		ADJ RPI		CONF. RPI		ADJ CONF. RPI	
DIV. I ONLY		19-29-0		.39583 201		2-6-0		158		231		203		.4587 201		25		26	
DIV. I NON-CONF.		11-17-0		.39286 200		1-3-0		146		215		195		.4653 194		27		27	
TOTALS		RPI 1-25		RPI 26-50		W-L RECORDS		RPI 51-100		RPI 101-150		RPI 150+							
19-29-0		0-0-0		0-1-0		OVERALL		1-10-0		2-6-0		16-12-0							
4-10-0		0-0-0		0-0-0		HOME		0-0-0		1-5-0		3-5-0							
8-13-0		0-0-0		0-1-0		AWAY		1-7-0		0-0-0		7-5-0							
7-6-0		0-0-0		0-0-0		NEUTRAL		0-3-0		1-1-0		6-2-0							
11-17-0		0-0-0		0-1-0		NON-CONFERENCE		1-10-0		1-3-0		9-3-0							
0-2-0		0-0-0		0-0-0		HOME		0-0-0		0-2-0		0-0-0							
4-9-0		0-0-0		0-0-		AWAY		1-7-0		0-0-0		3-1-0							
7-6-0		0-0-0		0-0-0		NEUTRAL		0-3-0		1-1-0		6-2-0							
8-12-0		0-0-0		0-0-0		CONFERENCE		0-0-0		1-3-0		7-9-0							
4-8-0		0-0-0		0-0-0		HOME		0-0-0		1-3-0		3-5-0							
4-4-0		0-0-0		0-0-0		AWAY		0-0-0		0-0-0		4-4-0							
0-0-0		0-0-0		0-0-0		NEUTRAL		0-0-0		0-0-0		0-0-0							
RPI	S	Opponent	Score	RPI	S	Opponent	Score	RPI	S	Opponent	Score	RPI	S	Opponent	Score				
				35	A	South Fla.	0 5	72	A	Jacksonville	4 5	110	H	Penn	10 9				
								72	A	Jacksonville	0 8	110	H	Penn	2 6				
								75	A	Syracuse	9 10	110	H	Penn	5 6				
								75	A	Syracuse	3 2	110	H	Penn	0 13				
								76	N	Longwood	0 8	111	N	Robert Morris	3 2				
								76	N	Longwood	1 8	138	H	Binghamton	0 1				
								85	A	Stetson	3 10	138	H	Binghamton	0 7				
								85	A	Stetson	6 7	141	N	Rutgers	1 9				
								96	N	Monmouth	1 2	157	H	Princeton	2 11				
								98	A	Albany (NY)	0 3	157	H	Princeton	5 7				
								98	A	Albany (NY)	4 6	157	H	Princeton	1 0				
												157	H	Princeton	1 3				
												178	N	Valparaiso	3 4				
												192	A	Dartmouth	2 6				
												192	A	Dartmouth	10 9				
												203	N	Radford	5 7				
												208	A	Harvard	10 7				
												208	A	Harvard	2 11				
												209	N	Boston College	8 6				
												217	A	George Mason	3 0				
												217	A	George Mason	1 6				
												220	N	Quinnipiac	12 5				
												243	A	Bethune-Cookman	7 3				
												243	A	Bethune-Cookman	6 3				
												245	A	Columbia	6 0				
												245	A	Columbia	7 5				
												245	A	Columbia	0 7				
Non-Div. I Games: Ithaca			9	2	Ithaca			4	0	Cornell									

RPI	S	Opponent	Score	
245	A	Columbia	2	3
252	N	Manhattan	4	3
252	N	Manhattan	16	6
271	H	Brown	8	5
271	H	Brown	9	6
273	H	Yale	5	7
273	H	Yale	2	7
277	N	Rider	6	5
277	N	Rider	9	1

Cornell

C  
o  
r  
n  
e  
l  
l

C  
o  
r  
n  
e  
l  
l



Average RPI Win:	180	WON-LOST RECORD	WINNING PCT. RANK	LAST 10 GAMES	STRENGTH OF SCHEDULE	OPP. STRENGTH OF SCHEDULE	TEAM RPI	ADJ RPI	CONF. RPI	ADJ CONF. RPI							
DIV. I ONLY		22-22-0	.5	134	4-6-0	269	176	209	.45782	202	27	27					
DIV. I NON-CONF.		15-12-0	.55556	104	0-0-0	235	114	151	.49187	150	25	24					
<hr/>																	
TOTALS	RPI 1-25	RPI 26-50		W-L RECORDS		RPI 51-100		RPI 101-150		RPI 150+							
22-22-0	0-1-0	1-0-0		OVERALL		0-3-0		8-4-0		13-14-0							
9-11-0	0-1-0	1-0-0		HOME		0-2-0		3-2-0		5-6-0							
7-9-0	0-0-0	0-0-0		AWAY		0-1-0		1-2-0		6-6-0							
6-2-0	0-0-0	0-0-0		NEUTRAL		0-0-0		4-0-0		2-2-0							
<hr/>																	
15-12-0	0-1-0	1-0-0		NON-CONFERENCE		0-3-0		8-4-0		6-4-0							
4-7-0	0-1-0	1-0-0		HOME		0-2-0		3-2-0		0-2-0							
5-4-0	0-0-0	0-0-		AWAY		0-1-0		1-2-0		4-1-0							
6-1-0	0-0-0	0-0-0		NEUTRAL		0-0-0		4-0-0		2-1-0							
<hr/>																	
7-10-0	0-0-0	0-0-0		CONFERENCE		0-0-0		0-0-0		7-10-0							
5-4-0	0-0-0	0-0-0		HOME		0-0-0		0-0-0		5-4-0							
2-5-0	0-0-0	0-0-0		AWAY		0-0-0		0-0-0		2-5-0							
0-1-0	0-0-0	0-0-0		NEUTRAL		0-0-0		0-0-0		0-1-0							
<hr/>																	
RPI S	Opponent	Score		RPI S	Opponent	Score		RPI S	Opponent	Score							
22 H	California	0	1	50 H	Kansas	1	0	57 A	San Jose St.	2	8	109 H	Nevada	1	0		
								57 H	San Jose St.	2	5	109 H	Nevada	1	5		
								69 H	Pacific	0	3	109 N	Nevada	9	7		
												116 A	Fresno St.	2	3		
												116 H	Fresno St.	3	0		
												117 H	UC Davis	5	4		
												117 H	UC Davis	1	4		
												117 N	UC Davis	2	1		
												132 N	Northern Ill.	13	5		
												135 A	Cal Poly	1	2		
												135 A	Cal Poly	2	0		
												141 N	Rutgers	4	1		
												152 A	Portland St.	8	0		
												152 A	Portland St.	5	6		
												152 A	Portland St.	0	1		
												165 A	St. Mary's (CA)	6	3		
												165 A	St. Mary's (CA)	0	2		
												165 H	St. Mary's (CA)	3	9		
												175 H	Texas St.	0	1		
												179 N	Southern Miss.	3	2		
												184 A	Idaho St.	9	10		
												184 H	Idaho St.	2	0		
												184 H	Idaho St.	6	11		
												184 H	Idaho St.	3	6		
												211 N	UC Riverside	1	2		
												231 A	Southern Utah	1	3		
												231 A	Southern Utah	8	0		
<hr/>																	
LAST 10 GAMES																	
231 N Southern Utah				4	5	152 A Portland St.				5	6	184 H Idaho St.				6	11
184 A Idaho St.				9	10	152 A Portland St.				0	1	184 H Idaho St.				3	6
184 H Idaho St.				3	6	152 A Portland St.				8	0	211 N UC Riverside				1	2
184 H Idaho St.				2	0	266 H Weber St.				7	0	231 A Southern Utah				1	3
184 H Idaho St.				6	11	266 H Weber St.				3	0	231 A Southern Utah				8	0

Non-Div. I Games:

Sacramento St.

RPI	S	Opponent	Score	
231	A	Southern Utah	5	6
231	N	Southern Utah	4	5
234	N	UTEP	3	2
237	H	Northern Colo.	1	0
237	H	Northern Colo.	2	1
237	H	Northern Colo.	3	6
259	A	Santa Clara	3	2
259	A	Santa Clara	6	3
259	A	Santa Clara	4	3
266	H	Weber St.	3	0
266	H	Weber St.	4	6
266	H	Weber St.	7	0

Sacramento St.

S  
a  
c  
r  
a  
m  
e  
n  
t  
o  
s  
t  
.

S  
a  
c  
r  
a  
m  
e  
n  
t  
o  
s  
t  
.



RPI	S	Opponent	Score	
220	N	Quinnipiac	8	2
227	H	Charleston So.	7	1
227	H	Charleston So.	12	4
227	H	Charleston So.	8	1
229	A	Gardner-Webb	11	8
229	A	Gardner-Webb	0	1
229	A	Gardner-Webb	0	5
232	N	Indiana St.	3	2
232	N	Indiana St.	8	9
265	N	Rhode Island	5	2
269	N	Wagner	8	1

Radford

R  
a  
d  
f  
o  
r  
d

R  
a  
d  
f  
o  
r  
d

Average RPI Win:		208	WON-LOST RECORD		WINNING PCT. RANK		LAST 10 GAMES		STRENGTH OF SCHEDULE		OPP. STRENGTH OF SCHEDULE		TEAM RPI		ADJ RPI		CONF. RPI		ADJ CONF. RPI	
DIV. I ONLY			16-24-0		.4196		4-6-0		152		213		195		.45615		204		13	
DIV. I NON-CONF.			8-6-0		.57143		2-0-0		244		281		182		.46719		188		15	
TOTALS		RPI 1-25		RPI 26-50		W-L RECORDS		RPI 51-100		RPI 101-150		RPI 150+								
16-24-0		0-1-0		0-1-0		OVERALL		2-10-0		3-5-0		11-7-0								
8-10-0		0-0-0		0-0-0		HOME		2-4-0		3-2-0		3-4-0								
4-14-0		0-1-0		0-1-0		AWAY		0-6-0		0-3-0		4-3-0								
4-0-0		0-0-0		0-0-0		NEUTRAL		0-0-0		0-0-0		4-0-0								
8-6-0		0-1-0		0-1-0		NON-CONFERENCE		0-0-0		0-0-0		8-4-0								
3-4-0		0-0-0		0-0-0		HOME		0-0-0		0-0-0		3-4-0								
1-2-0		0-1-0		0-0-		AWAY		0-0-0		0-0-0		1-0-0								
4-0-0		0-0-0		0-0-0		NEUTRAL		0-0-0		0-0-0		4-0-0								
8-18-0		0-0-0		0-0-0		CONFERENCE		2-10-0		3-5-0		3-3-0								
5-6-0		0-0-0		0-0-0		HOME		2-4-0		3-2-0		0-0-0								
3-12-0		0-0-0		0-0-0		AWAY		0-6-0		0-3-0		3-3-0								
0-0-0		0-0-0		0-0-0		NEUTRAL		0-0-0		0-0-0		0-0-0								
RPI	S	Opponent		Score		RPI	S	Opponent		Score		RPI	S	Opponent		Score				
2	A	Texas		0 5		36	A	Houston		0 8		61	A	Sam Houston St.		2 8				
												142	H	Southeastern La.		10 2				
												61	A	Sam Houston St.		4 5				
												61	A	Sam Houston St.		4 5				
												63	A	Northwestern St.		0 4				
												63	A	Northwestern St.		0 2				
												63	A	Northwestern St.		1 6				
												81	H	McNeese St.		0 2				
												81	H	McNeese St.		5 6				
												81	H	McNeese St.		3 5				
												88	H	Central Ark.		5 11				
												88	H	Central Ark.		5 1				
												88	H	Central Ark.		13 3				
												142	H	Southeastern La.		2 14				
												142	H	Southeastern La.		3 4				
												146	H	Stephen F. Austin		11 2				
												146	H	Stephen F. Austin		3 2				
												149	A	Lamar		7 8				
												149	A	Lamar		2 3				
												149	A	Lamar		3 4				
												151	H	UTSA		4 10				
												151	H	UTSA		2 4				
												166	N	Louisiana Tech		5 4				
												177	A	Nicholls St.		1 3				
												177	A	Nicholls St.		6 7				
												177	A	Nicholls St.		8 0				
												226	A	A&M-Corpus Christi		3 4				
												226	A	A&M-Corpus Christi		12 4				
												226	A	A&M-Corpus Christi		9 3				
												247	H	Bucknell		7 9				
												247	H	Bucknell		6 1				
												254	A	Texas Southern		3 2				
												254	H	Texas Southern		5 8				
												275	N	Alcorn		9 0				
												285	H	Prairie View		14 4				
												285	H	Prairie View		6 0				
												286	N	Southern U.		16 1				
												286	N	Southern U.		8 0				
LAST 10 GAMES																				
						149	A	Lamar		2 3		285	H	Prairie View		6 0				
						149	A	Lamar		3 4		285	H	Prairie View		6 0				
						149	A	Lamar		7 8		63	A	Northwestern St.		1 6				
						146	H	Stephen F. Austin		11 2		63	A	Northwestern St.		0 2				
						146	H	Stephen F. Austin		3 2		63	A	Northwestern St.		0 4				

Non-Div. I Games:	Houston-Victoria	7	6	Houston-Victoria	6	9
-------------------	------------------	---	---	------------------	---	---

Houston Baptist



RPI	S	Opponent	Score	
231	N	Southern Utah	6	4
248	H	Utah St.	8	0
248	H	Utah St.	3	1
248	H	Utah St.	2	1
251	N	South Dakota St.	0	8
251	N	South Dakota St.	8	2
266	N	Weber St.	5	0
273	H	Yale	6	1
273	N	Yale	6	2

Seattle

S  
e  
a  
t  
t  
l  
e

S  
e  
a  
t  
t  
l  
e

Average RPI Win:	159	WON-LOST	WINNING	LAST 10	STRENGTH OF	OPP. STRENGTH	TEAM	ADJ	CONF.	ADJ CONF.	
Average RPI Loss:	114	RECORD	PCT. RANK	GAMES	SCHEDULE	OF SCHEDULE	RPI	RPI	RPI	RPI	
DIV. I ONLY	13-34-0	.2766	258	3-7-0	87	131	208	.45556	206	7	8
DIV. I NON-CONF.	12-10-0	.54545	112	2-0-0	157	231	135	.49934	138	10	10
<hr/>											
TOTALS	RPI 1-25	RPI 26-50		W-L RECORDS		RPI 51-100		RPI 101-150		RPI 150+	
13-34-0	0-0-0	2-5-0		OVERALL		1-15-0		3-2-0		7-12-0	
7-11-0	0-0-0	1-3-0		HOME		0-7-0		1-1-0		5-0-0	
4-18-0	0-0-0	0-2-0		AWAY		1-7-0		2-0-0		1-9-0	
2-5-0	0-0-0	1-0-0		NEUTRAL		0-1-0		0-1-0		1-3-0	
12-10-0	0-0-0	1-0-0		NON-CONFERENCE		1-2-0		3-2-0		7-6-0	
6-1-0	0-0-0	0-0-0		HOME		0-0-0		1-1-0		5-0-0	
4-4-0	0-0-0	0-0-		AWAY		1-1-0		2-0-0		1-3-0	
2-5-0	0-0-0	1-0-0		NEUTRAL		0-1-0		0-1-0		1-3-0	
1-24-0	0-0-0	1-5-0		CONFERENCE		0-13-0		0-0-0		0-6-0	
1-10-0	0-0-0	1-3-0		HOME		0-7-0		0-0-0		0-0-0	
0-14-0	0-0-0	0-2-0		AWAY		0-6-0		0-0-0		0-6-0	
0-0-0	0-0-0	0-0-0		NEUTRAL		0-0-0		0-0-0		0-0-0	
<hr/>											
RPI	S	Opponent	Score	RPI	S	Opponent	Score	RPI	S	Opponent	Score
				41	N	James Madison	5 4	52	A	North Florida	0 1
				43	A	USC Upstate	0 11	52	A	North Florida	1 5
				43	A	USC Upstate	0 12	52	A	North Florida	0 10
				43	H	USC Upstate	3 2	55	H	FGCU	0 5
				49	H	Lipscomb	0 2	55	H	FGCU	9 10
				49	H	Lipscomb	0 8	56	H	Kennesaw St.	1 8
				49	H	Lipscomb	0 7	56	H	Kennesaw St.	0 1
								66	A	Auburn	3 11
								72	H	Jacksonville	0 4
								72	H	Jacksonville	8 9
								72	H	Jacksonville	2 3
								75	N	Syracuse	0 4
								85	A	Stetson	3 7
								85	A	Stetson	0 2
								85	A	Stetson	0 3
								97	A	Col. of Charleston	10 9

Non-Div. I Games:

East Tenn. St.



Average RPI Win:	207	WON-LOST RECORD	WINNING PCT. RANK	LAST 10 GAMES	STRENGTH OF SCHEDULE	OPP. STRENGTH OF SCHEDULE	TEAM RPI	ADJ RPI	CONF. RPI	ADJ CONF. RPI				
DIV. I ONLY		16-26-0	.38095	209	5-5-0	173	173	204	.45535	207	16	17		
DIV. I NON-CONF.		7-9-0	.4375	174	0-0-0	250	149	216	.4491	215	18	18		
<hr/>														
TOTALS	RPI 1-25	RPI 26-50		W-L RECORDS		RPI 51-100		RPI 101-150		RPI 150+				
16-26-0	0-1-0	0-3-0		OVERALL		0-12-0		3-4-0		13-6-0				
9-10-0	0-0-0	0-2-0		HOME		0-8-0		2-0-0		7-0-0				
4-13-0	0-1-0	0-0-0		AWAY		0-4-0		1-3-0		3-5-0				
3-3-0	0-0-0	0-1-0		NEUTRAL		0-0-0		0-1-0		3-1-0				
<hr/>														
7-9-0	0-1-0	0-3-0		NON-CONFERENCE		0-1-0		2-1-0		5-3-0				
4-2-0	0-0-0	0-2-0		HOME		0-0-0		2-0-0		2-0-0				
0-4-0	0-1-0	0-0-		AWAY		0-1-0		0-0-0		0-2-0				
3-3-0	0-0-0	0-1-0		NEUTRAL		0-0-0		0-1-0		3-1-0				
<hr/>														
9-17-0	0-0-0	0-0-0		CONFERENCE		0-11-0		1-3-0		8-3-0				
5-8-0	0-0-0	0-0-0		HOME		0-8-0		0-0-0		5-0-0				
4-9-0	0-0-0	0-0-0		AWAY		0-3-0		1-3-0		3-3-0				
0-0-0	0-0-0	0-0-0		NEUTRAL		0-0-0		0-0-0		0-0-0				
<hr/>														
RPI	S	Opponent	Score		RPI	S	Opponent	Score		RPI	S	Opponent	Score	
18	A	Louisville	0	12	47	N	Illinois St.	2	8	66	A	Auburn	1	9
					49	H	Lipscomb	6	8	67	H	Eastern Ill.	2	6
					49	H	Lipscomb	0	15	67	H	Eastern Ill.	0	6
										67	H	Eastern Ill.	1	7
										77	H	SIU Edwardsville	2	8
										77	H	SIU Edwardsville	4	8
										77	H	SIU Edwardsville	5	8
										83	A	UT Martin	2	5
										83	A	UT Martin	3	4
										83	A	UT Martin	5	8
										93	H	Eastern Ky.	1	6
										93	H	Eastern Ky.	1	3

Non-Div. I Games:	Trevecca Nazarene	18	6	Trevecca Nazarene	4	1
-------------------	-------------------	----	---	-------------------	---	---

Austin Peay

Average RPI Win:	222	WON-LOST RECORD	WINNING PCT. RANK	LAST 10 GAMES	STRENGTH OF SCHEDULE	OPP. STRENGTH OF SCHEDULE	TEAM RPI	ADJ RPI	CONF. RPI	ADJ CONF. RPI		
DIV. I ONLY		22-22-0	.5	134	5-5-0	265	224	210	.45354	208	25	26
DIV. I NON-CONF.		10-14-0	.41667	187	1-1-0	255	180	227	.44224	222	27	27
<hr/>												
TOTALS	RPI 1-25	RPI 26-50		W-L RECORDS		RPI 51-100		RPI 101-150		RPI 150+		
22-22-0	0-0-0	0-0-0		OVERALL		2-5-0		1-5-0		19-12-0		
11-5-0	0-0-0	0-0-0		HOME		0-0-0		0-0-0		11-5-0		
7-9-0	0-0-0	0-0-0		AWAY		0-2-0		1-4-0		6-3-0		
4-8-0	0-0-0	0-0-0		NEUTRAL		2-3-0		0-1-0		2-4-0		
10-14-0	0-0-0	0-0-0		NON-CONFERENCE		2-5-0		1-3-0		7-6-0		
5-1-0	0-0-0	0-0-0		HOME		0-0-0		0-0-0		5-1-0		
1-5-0	0-0-0	0-0-		AWAY		0-2-0		1-2-0		0-1-0		
4-8-0	0-0-0	0-0-0		NEUTRAL		2-3-0		0-1-0		2-4-0		
12-8-0	0-0-0	0-0-0		CONFERENCE		0-0-0		0-2-0		12-6-0		
6-4-0	0-0-0	0-0-0		HOME		0-0-0		0-0-0		6-4-0		
6-4-0	0-0-0	0-0-0		AWAY		0-0-0		0-2-0		6-2-0		
0-0-0	0-0-0	0-0-0		NEUTRAL		0-0-0		0-0-0		0-0-0		
RPI	S	Opponent	Score	RPI	S	Opponent	Score	RPI	S	Opponent	Score	
						54 N Long Beach St.	2 3	105 N Michigan St.		0 1		
						57 N San Jose St.	2 9	110 A Penn		3 6		
						65 N Ball St.	7 6	110 A Penn		2 7		
						72 N Jacksonville	1 5	123 A Fla. Atlantic		3 2		
						75 A Syracuse	4 5	134 A Loyola Marymount		7 8		
						75 A Syracuse	2 6	148 A Winthrop		4 5		
						99 N Colorado St.	4 3	154 H Providence		3 5		
								157 H Princeton		1 4		
								157 H Princeton		11 3		
								167 N Western Ill.		1 9		
								186 H Boston U.		2 1		
								192 A Dartmouth		1 7		
								192 A Dartmouth		4 1		
								192 H Dartmouth		1 13		
								192 H Dartmouth		4 5		
								196 N Eastern Mich.		1 3		
								198 N San Diego		1 2		
								201 H Cornell		11 2		
								201 H Cornell		7 10		
								209 A Boston College		4 6		
								216 N Miami (OH)		7 2		
								220 H Quinnipiac		9 4		
								220 H Quinnipiac		11 6		
								245 A Columbia		3 1		
								245 A Columbia		4 1		
								265 H Rhode Island		11 1		
								265 H Rhode Island		2 1		

Non-Div. I Games:

Harvard

RPI	S	Opponent	Score	
271	A	Brown	4	5
271	A	Brown	6	2
271	A	Brown	4	0
271	A	Brown	3	1
273	H	Yale	12	3
273	H	Yale	7	4
273	H	Yale	4	2
273	H	Yale	5	3
274	N	Delaware St.	4	5
279	N	N.C. A&T	5	1

Harvard



Average RPI Win:	197	WON-LOST RECORD	WINNING PCT. RANK	LAST 10 GAMES	STRENGTH OF SCHEDULE	OPP. STRENGTH OF SCHEDULE	TEAM RPI	ADJ RPI	CONF. RPI	ADJ CONF. RPI					
DIV. I ONLY		22-25-0	.46809	155	4-6-0	239	205	201	.45194	210	16	17			
DIV. I NON-CONF.		12-9-0	.57143	96	0-1-0	287	233	217	.44247	221	18	18			
<hr/>															
TOTALS	RPI 1-25	RPI 26-50		W-L RECORDS		RPI 51-100		RPI 101-150		RPI 150+					
22-25-0	0-0-0	0-0-0		OVERALL		1-12-0		5-3-0		16-10-0					
9-8-0	0-0-0	0-0-0		HOME		0-5-0		2-1-0		7-2-0					
8-13-0	0-0-0	0-0-0		AWAY		1-6-0		2-1-0		5-6-0					
5-4-0	0-0-0	0-0-0		NEUTRAL		0-1-0		1-1-0		4-2-0					
12-9-0	0-0-0	0-0-0		NON-CONFERENCE		0-3-0		2-1-0		10-5-0					
3-2-0	0-0-0	0-0-0		HOME		0-1-0		0-0-0		3-1-0					
4-4-0	0-0-0	0-0-		AWAY		0-2-0		1-0-0		3-2-0					
5-3-0	0-0-0	0-0-0		NEUTRAL		0-0-0		1-1-0		4-2-0					
10-16-0	0-0-0	0-0-0		CONFERENCE		1-9-0		3-2-0		6-5-0					
6-6-0	0-0-0	0-0-0		HOME		0-4-0		2-1-0		4-1-0					
4-9-0	0-0-0	0-0-0		AWAY		1-4-0		1-1-0		2-4-0					
0-1-0	0-0-0	0-0-0		NEUTRAL		0-1-0		0-0-0		0-0-0					
RPI	S	Opponent	Score	RPI	S	Opponent	Score	RPI	S	Opponent	Score				
				67 A Eastern Ill.				2	3	113 A Campbell	1	0			
				67 H Eastern Ill.				0	3	114 A Murray St.	9	2			
				67 H Eastern Ill.				1	3	114 A Murray St.	4	9			
				77 H SIU Edwardsville				2	5	124 N Connecticut	4	6			
				77 H SIU Edwardsville				4	9	133 H Jacksonville St.	12	4			
				82 A FIU				3	6	133 H Jacksonville St.	7	1			
				82 A FIU				5	6	133 H Jacksonville St.	6	7			
				83 A UT Martin				4	0	138 N Binghamton	2	1			
				83 A UT Martin				3	5	169 A Charlotte	9	1			
				83 N UT Martin				2	5	182 H Tennessee Tech	5	6			
				86 H Marshall				1	5	182 H Tennessee Tech	4	2			
				93 A Eastern Ky.				3	4	197 A Butler	3	6			
				93 A Eastern Ky.				1	3	197 A Butler	6	7			
										207 A Austin Peay	5	10			
										207 A Austin Peay	2	3			
										216 A Miami (OH)	10	6			
										216 A Miami (OH)	7	4			
										221 N Norfolk St.	11	1			
										224 H Belmont	5	4			
										224 H Belmont	3	0			
						224 H Belmont	3	2							
LAST 10 GAMES								225 N Drexel				8	5		
83 N UT Martin				2	5	182 H Tennessee Tech				4	2	228 H Northern Ky.		3	0
67 A Eastern Ill.				2	3	182 H Tennessee Tech				5	6	228 H Northern Ky.		8	5
93 A Eastern Ky.				1	3	224 H Belmont				5	4	228 N Northern Ky.		8	6
93 A Eastern Ky.				3	4	224 H Belmont				3	2	229 N Gardner-Webb		5	9
86 H Marshall				1	5	224 H Belmont				3	0	235 A Southeast Mo. St.		7	6

Non-Div. I Games:	Shawnee St.	6	0	Shawnee St.	2	0
-------------------	-------------	---	---	-------------	---	---

Morehead St.

RPI	S	Opponent	Score	
235	A	Southeast Mo. St.	4	5
244	A	Tennessee St.	6	8
244	A	Tennessee St.	5	1
276	H	Detroit	4	7
276	H	Detroit	5	1
282	N	UMBC	4	7
282	N	UMBC	7	1

Morehead St.

M  
o  
r  
e  
h  
e  
a  
d  
s  
t  
.

M  
o  
r  
e  
h  
e  
a  
d  
s  
t  
.

Average RPI Win:		195	WON-LOST	WINNING	LAST 10	STRENGTH OF		OPP. STRENGTH	TEAM	ADJ		CONF.	ADJ CONF.
Average RPI Loss:		98	RECORD	PCT. RANK	GAMES	SCHEDULE		OF SCHEDULE	RPI	RPI		RPI	RPI
DIV. I ONLY			20-35-0	.36364	217	3-7-0		197	101	214		.45066	211
DIV. I NON-CONF.			16-15-0	.51613	134	0-0-0		256	156	189		.46719	188
TOTALS		RPI 1-25	RPI 26-50		W-L RECORDS		RPI 51-100		RPI 101-150		RPI 150+		
20-35-0		0-6-0	1-2-0		OVERALL		0-9-0		4-12-0		15-6-0		
15-14-0		0-0-0	1-0-0		HOME		0-6-0		3-6-0		11-2-0		
1-14-0		0-3-0	0-2-0		AWAY		0-3-0		1-6-0		0-0-0		
4-7-0		0-3-0	0-0-0		NEUTRAL		0-0-0		0-0-0		4-4-0		
16-15-0		0-3-0	1-2-0		NON-CONFERENCE		0-0-0		0-4-0		15-6-0		
12-5-0		0-0-0	1-0-0		HOME		0-0-0		0-3-0		11-2-0		
0-3-0		0-0-0	0-0-		AWAY		0-0-0		0-1-0		0-0-0		
4-7-0		0-3-0	0-0-0		NEUTRAL		0-0-0		0-0-0		4-4-0		
4-20-0		0-3-0	0-0-0		CONFERENCE		0-9-0		4-8-0		0-0-0		
3-9-0		0-0-0	0-0-0		HOME		0-6-0		3-3-0		0-0-0		
1-11-0		0-3-0	0-0-0		AWAY		0-3-0		1-5-0		0-0-0		
0-0-0		0-0-0	0-0-0		NEUTRAL		0-0-0		0-0-0		0-0-0		
RPI S	Opponent	Score	RPI S	Opponent	Score	RPI S	Opponent	Score	RPI S	Opponent	Score		
1 N	Oklahoma	0 7	31 A	Arizona	2 12	54 H	Long Beach St.	11 14	112 A	UC Santa Barbara	0 1		
6 N	Washington	0 8	48 A	San Diego St.	1 9	54 H	Long Beach St.	2 6	112 A	UC Santa Barbara	9 3		
12 N	Kentucky	3 11	48 H	San Diego St.	6 5	54 H	Long Beach St.	2 10	112 A	UC Santa Barbara	1 5		
21 A	Hawaii	2 12				58 H	Cal St. Fullerton	1 3	116 A	Fresno St.	3 7		
21 A	Hawaii	0 16				58 H	Cal St. Fullerton	1 4	117 H	UC Davis	1 3		
21 A	Hawaii	1 8				58 H	Cal St. Fullerton	0 11	117 H	UC Davis	0 1		
						69 A	Pacific	4 6	117 H	UC Davis	8 5		
						69 A	Pacific	1 6	128 H	Boise St.	2 4		
						69 A	Pacific	2 6	132 H	Northern Ill.	0 7		
									132 H	Northern Ill.	1 5		
									135 H	Cal Poly	8 0		
									135 H	Cal Poly	0 2		
									135 H	Cal Poly	3 2		
									137 A	Cal St. Northridge	5 8		
									137 A	Cal St. Northridge	1 5		
									137 A	Cal St. Northridge	3 12		
									152 N	Portland St.	3 11		
									152 N	Portland St.	1 0		
									179 N	Southern Miss.	10 2		
									186 N	Boston U.	2 0		
									186 N	Boston U.	6 7		
									198 H	San Diego	4 1		
									198 H	San Diego	0 5		
									202 N	Sacramento St.	2 1		
									219 H	Buffalo	4 3		
									219 H	Buffalo	5 1		
									223 H	IUPUI	5 6		
			LAST 10 GAMES										
			112 A	UC Santa Barbara	9 3	137 A	Cal St. Northridge	5 8					
			112 A	UC Santa Barbara	0 1	135 H	Cal Poly	3 2					
			112 A	UC Santa Barbara	1 5	135 H	Cal Poly	0 2					
			137 A	Cal St. Northridge	3 12	135 H	Cal Poly	8 0					
			137 A	Cal St. Northridge	1 5	58 H	Cal St. Fullerton	1 4					

Non-Div. I Games:

UC Riverside

RPI	S	Opponent	Score	
231	H	Southern Utah	9	1
231	H	Southern Utah	2	1
234	N	UTEP	3	5
234	N	UTEP	1	9
243	H	Bethune-Cookman	12	4
243	H	Bethune-Cookman	8	5
258	H	Iona	6	2
258	H	Iona	8	5
266	H	Weber St.	4	3
266	H	Weber St.	7	5

UC Riverside

U  
C  
R  
i  
v  
e  
r  
s  
i  
d  
e

U  
C  
R  
i  
v  
e  
r  
s  
i  
d  
e



Average RPI Win: 176		WON-LOST RECORD		WINNING PCT. RANK		LAST 10 GAMES		STRENGTH OF SCHEDULE		OPP. STRENGTH OF SCHEDULE		TEAM RPI		ADJ RPI		CONF. RPI		ADJ CONF. RPI					
DIV. I ONLY		20-36-0		.35714 220		4-6-0		161		138		207		.45033 212		14		14					
DIV. I NON-CONF.		10-19-0		.34483 219		0-1-0		208		166		230		.43633 227		14		14					
TOTALS		RPI 1-25		RPI 26-50		W-L RECORDS		RPI 51-100		RPI 101-150		RPI 150+											
20-36-0		0-2-0		0-5-0		OVERALL		5-7-0		3-10-0		12-12-0											
7-12-0		0-0-0		0-0-0		HOME		3-3-0		1-7-0		3-2-0											
6-14-0		0-2-0		0-5-0		AWAY		1-2-0		2-2-0		3-3-0											
7-10-0		0-0-0		0-0-0		NEUTRAL		1-2-0		0-1-0		6-7-0											
10-19-0		0-2-0		0-5-0		NON-CONFERENCE		0-1-0		1-3-0		9-8-0											
4-3-0		0-0-0		0-0-0		HOME		0-0-0		1-1-0		3-2-0											
0-8-0		0-2-0		0-0-		AWAY		0-0-0		0-1-0		0-0-0											
6-8-0		0-0-0		0-0-0		NEUTRAL		0-1-0		0-1-0		6-6-0											
10-17-0		0-0-0		0-0-0		CONFERENCE		5-6-0		2-7-0		3-4-0											
3-9-0		0-0-0		0-0-0		HOME		3-3-0		0-6-0		0-0-0											
6-6-0		0-0-0		0-0-0		AWAY		1-2-0		2-1-0		3-3-0											
1-2-0		0-0-0		0-0-0		NEUTRAL		1-1-0		0-0-0		0-1-0											
RPI	S	Opponent		Score		RPI	S	Opponent		Score		RPI	S	Opponent		Score		RPI	S	Opponent		Score	
3	A	Florida		0	5	28	A	Georgia		0	12	73	H	Ga. Southern		0	4	102	A	Coastal Caro.		0	4
4	A	Tennessee		2	11	28	A	Georgia		0	9	73	H	Ga. Southern		5	2	104	H	UNC Greensboro		1	11
						43	A	USC Upstate		1	9	73	H	Ga. Southern		7	2	104	H	UNC Greensboro		1	5
						43	A	USC Upstate		0	9	73	N	Ga. Southern		0	6	104	H	UNC Greensboro		3	7
						43	A	USC Upstate		0	1	94	H	Appalachian St.		13	4	111	N	Robert Morris		7	9
												94	H	Appalachian St.		4	5	131	A	Furman		0	3
												94	H	Appalachian St.		1	6	131	A	Furman		5	4
												97	A	Col. of Charleston		1	9	131	A	Furman		1	0
												97	A	Col. of Charleston		3	1	136	H	Chattanooga		5	7
												97	A	Col. of Charleston		1	2	136	H	Chattanooga		8	11
												97	N	Col. of Charleston		3	1	136	H	Chattanooga		1	10
												98	N	Albany (NY)		2	5	148	H	Winthrop		5	7
																		148	H	Winthrop		8	7
																		171	A	Samford		1	0
																		171	A	Samford		1	5
																		171	A	Samford		6	2
																		171	N	Samford		0	8
																		188	N	Wichita St.		5	8
																		188	N	Wichita St.		0	4
																		190	N	UMKC		2	6
																		194	A	Elon		1	4
																		194	A	Elon		1	7
																		194	A	Elon		2	1
																		206	H	East Tenn. St.		8	1
																		206	H	East Tenn. St.		0	3
																		214	H	Presbyterian		4	5
																		225	N	Drexel		3	2
LAST 10 GAMES																							
						171	N	Samford		0	8	97	A	Col. of Charleston		1	2	194	A	Elon		2	1
						73	N	Ga. Southern		0	6	214	H	Presbyterian		4	5	206	H	East Tenn. St.		8	1
						97	N	Col. of Charleston		3	1	73	H	Ga. Southern		5	2	206	H	East Tenn. St.		0	3
						97	A	Col. of Charleston		3	1	73	H	Ga. Southern		0	4	214	H	Presbyterian		4	5
						97	A	Col. of Charleston		1	9	73	H	Ga. Southern		7	2	225	N	Drexel		3	2

Non-Div. I Games:

Western Caro.

Western Car.

1  
6  
8  
4  
6  
2  
1  
6  
4  
2  
6

Western Caro.

Average RPI Win:	206	WON-LOST RECORD	WINNING PCT. RANK	LAST 10 GAMES	STRENGTH OF SCHEDULE	OPP. STRENGTH OF SCHEDULE	TEAM RPI	ADJ RPI	CONF. RPI	ADJ CONF. RPI	
DIV. I ONLY	20-37-0	.35088	225	1-9-0	154	207	216	.45011	213	20	20
DIV. I NON-CONF.	11-19-0	.36667	206	0-4-0	149	208	203	.45769	202	19	19
<hr/>											
TOTALS	RPI 1-25	RPI 26-50		W-L RECORDS		RPI 51-100		RPI 101-150		RPI 150+	
20-37-0	0-0-0	0-6-0		OVERALL		2-5-0		1-17-0		17-9-0	
8-12-0	0-0-0	0-2-0		HOME		0-2-0		0-5-0		8-3-0	
6-16-0	0-0-0	0-3-0		AWAY		1-1-0		1-9-0		4-3-0	
6-9-0	0-0-0	0-1-0		NEUTRAL		1-2-0		0-3-0		5-3-0	
11-19-0	0-0-0	0-6-0		NON-CONFERENCE		0-3-0		1-6-0		10-4-0	
2-5-0	0-0-0	0-2-0		HOME		0-0-0		0-2-0		2-1-0	
4-7-0	0-0-0	0-0-		AWAY		0-1-0		1-3-0		3-0-0	
5-7-0	0-0-0	0-1-0		NEUTRAL		0-2-0		0-1-0		5-3-0	
9-18-0	0-0-0	0-0-0		CONFERENCE		2-2-0		0-11-0		7-5-0	
6-7-0	0-0-0	0-0-0		HOME		0-2-0		0-3-0		6-2-0	
2-9-0	0-0-0	0-0-0		AWAY		1-0-0		0-6-0		1-3-0	
1-2-0	0-0-0	0-0-0		NEUTRAL		1-0-0		0-2-0		0-0-0	
RPI	S	Opponent	Score	RPI	S	Opponent	Score	RPI	S	Opponent	Score
				33	H	Virginia Tech	2 4	76	A	Longwood	8 7
				33	H	Virginia Tech	1 11	76	H	Longwood	2 9
				35	A	South Fla.	0 5	76	H	Longwood	6 14
				41	A	James Madison	1 5	76	N	Longwood	5 3
				41	A	James Madison	2 12	77	N	SIU Edwardsville	3 4
				44	N	Notre Dame	2 10	80	A	UCF	0 3
								93	N	Eastern Ky.	0 4

Non-Div. I Games:

Liberty

RPI	S	Opponent	Score
203	H	Radford	7 0
214	H	Presbyterian	2 1
214	H	Presbyterian	5 4
214	H	Presbyterian	8 6
223	N	IUPUI	5 2
227	A	Charleston So.	15 4
227	A	Charleston So.	0 11
227	A	Charleston So.	4 6
229	H	Gardner-Webb	2 4
229	H	Gardner-Webb	3 1
229	H	Gardner-Webb	13 5
241	N	UNC Wilmington	1 3
252	H	Manhattan	7 0
268	N	Maine	4 3
281	A	N.C. Central	16 3
281	A	N.C. Central	4 1
281	A	N.C. Central	8 4

Liberty



RPI	S	Opponent	Score	
227	N	Charleston So.	2	7
228	N	Northern Ky.	11	9
229	A	Gardner-Webb	10	6
229	H	Gardner-Webb	0	2
229	H	Gardner-Webb	8	11
240	N	Florida A&M	8	0
241	N	UNC Wilmington	5	4
241	N	UNC Wilmington	3	7
250	N	Mt. St. Mary's	5	2
264	N	Oakland	5	13
279	A	N.C. A&T	12	2
279	A	N.C. A&T	0	6
281	A	N.C. Central	9	1
290	N	Howard	12	1

Presbyterian

P  
r  
e  
s  
b  
y  
t  
e  
r  
i  
a  
n

P  
r  
e  
s  
b  
y  
t  
e  
r  
i  
a  
n

[illegible]

**Non-Div. I Games:**

Green Bay

RPI	S	Opponent	Score	
277	N	Rider	6	5

Green Bay

G  
r  
e  
e  
n  
B  
a  
y

G  
r  
e  
e  
n  
B  
a  
y



Average RPI Win: 173		WON-LOST RECORD		WINNING PCT. RANK		LAST 10 GAMES		STRENGTH OF SCHEDULE		OPP. STRENGTH OF SCHEDULE		TEAM RPI		ADJ RPI		CONF. RPI		ADJ CONF. RPI	
DIV. I ONLY		20-34-0		.37037 213		3-7-0		188		166		215		.44756 216		19		19	
DIV. I NON-CONF.		7-22-0		.24138 255		0-2-0		177		147		247		.42195 243		20		20	
TOTALS		RPI 1-25		RPI 26-50		W-L RECORDS		RPI 51-100		RPI 101-150		RPI 150+							
20-34-0		0-2-0		0-3-0		OVERALL		4-7-0		4-6-0		12-16-0							
6-6-0		0-0-0		0-0-0		HOME		0-0-0		2-2-0		4-4-0							
9-13-0		0-1-0		0-1-0		AWAY		2-4-0		1-2-0		6-5-0							
5-15-0		0-1-0		0-2-0		NEUTRAL		2-3-0		1-2-0		2-7-0							
7-22-0		0-2-0		0-3-0		NON-CONFERENCE		2-5-0		1-2-0		4-10-0							
2-2-0		0-0-0		0-0-0		HOME		0-0-0		0-0-0		2-2-0							
1-7-0		0-1-0		0-0-		AWAY		0-2-0		0-1-0		1-2-0							
4-13-0		0-1-0		0-2-0		NEUTRAL		2-3-0		1-1-0		1-6-0							
13-12-0		0-0-0		0-0-0		CONFERENCE		2-2-0		3-4-0		8-6-0							
4-4-0		0-0-0		0-0-0		HOME		0-0-0		2-2-0		2-2-0							
8-6-0		0-0-0		0-0-0		AWAY		2-2-0		1-1-0		5-3-0							
1-2-0		0-0-0		0-0-0		NEUTRAL		0-0-0		0-1-0		1-1-0							
RPI	S	Opponent		Score		RPI	S	Opponent		Score		RPI	S	Opponent		Score			
5	N	Michigan		0	2	47	N	Illinois St.		1	16	54	N	Long Beach St.		2	4		
18	A	Louisville		1	9	48	A	San Diego St.		0	13	65	A	Ball St.		3	1		
						49	N	Lipscomb		9	11	65	A	Ball St.		0	6		
												86	N	Marshall		8	2		
												86	N	Marshall		6	11		
												90	A	Georgia Tech		4	6		
												90	A	Georgia Tech		8	10		
												93	N	Eastern Ky.		2	10		
												99	N	Colorado St.		3	2		
												100	A	Central Mich.		2	4		
												100	A	Central Mich.		2	0		

Non-Div. I Games:

Miami (OH)

Miami (OH)

Miami (OH)

Miami (OH)



RPI	S	Opponent	Score	
241	H	UNC Wilmington	2	1
241	H	UNC Wilmington	6	5
241	H	UNC Wilmington	2	8
255	H	Canisius	2	9
255	H	Canisius	3	6
277	H	Rider	7	4
277	H	Rider	13	4
282	A	UMBC	5	3
283	H	UMES	2	1
283	H	UMES	2	1

George Mason

G  
e  
o  
r  
g  
e  
M  
a  
s  
o  
n

G  
e  
o  
r  
g  
e  
M  
a  
s  
o  
n

Average RPI Win: 212		WON-LOST	WINNING	LAST 10	STRENGTH OF		OPP. STRENGTH	TEAM	ADJ	CONF.	ADJ CONF.			
Average RPI Loss: 134		RECORD	PCT. RANK	GAMES	SCHEDULE		OF SCHEDULE	RPI	RPI	RPI	RPI			
DIV. I ONLY		19-37-0	.33929	232	4-6-0		179	209	225	.4441	218	26	25	
DIV. I NON-CONF.		7-24-0	.22581	258	1-2-0		105	145	229	.44288	220	24	25	
<hr/>														
TOTALS		RPI 1-25	RPI 26-50		W-L RECORDS		RPI 51-100		RPI 101-150		RPI 150+			
19-37-0		0-3-0	1-1-0		OVERALL		0-8-0		2-8-0		16-17-0			
13-9-0		0-0-0	0-0-0		HOME		0-0-0		0-2-0		13-7-0			
3-15-0		0-2-0	1-1-0		AWAY		0-4-0		1-2-0		1-6-0			
3-13-0		0-1-0	0-0-0		NEUTRAL		0-4-0		1-4-0		2-4-0			
<hr/>														
7-24-0		0-3-0	1-1-0		NON-CONFERENCE		0-8-0		1-6-0		5-6-0			
4-3-0		0-0-0	0-0-0		HOME		0-0-0		0-2-0		4-1-0			
1-10-0		0-2-0	1-0-		AWAY		0-4-0		0-0-0		0-3-0			
2-11-0		0-1-0	0-0-0		NEUTRAL		0-4-0		1-4-0		1-2-0			
<hr/>														
12-13-0		0-0-0	0-0-0		CONFERENCE		0-0-0		1-2-0		11-11-0			
9-6-0		0-0-0	0-0-0		HOME		0-0-0		0-0-0		9-6-0			
2-5-0		0-0-0	0-0-0		AWAY		0-0-0		1-2-0		1-3-0			
1-2-0		0-0-0	0-0-0		NEUTRAL		0-0-0		0-0-0		1-2-0			
<hr/>														
RPI	S	Opponent	Score		RPI	S	Opponent	Score		RPI	S	Opponent	Score	
17	N	Texas A&M	0	11	27	A	Arkansas	3	11	54	N	Long Beach St.	4	7
20	A	UCLA	0	8	49	A	Lipscomb	11	9	60	A	Ohio St.	0	4
20	A	UCLA	0	1						60	A	Ohio St.	0	4
										77	N	SIU Edwardsville	0	4
										81	N	McNeese St.	1	2
										86	A	Marshall	4	6
										86	A	Marshall	0	2
										100	N	Central Mich.	2	3

Non-Div. I Games:

Wright St.

Wright St.

Through Games Of June 4, 2013 (FINAL)

RPI	S	Opponent	Score	
216	H	Miami (OH)	2	1
216	H	Miami (OH)	3	2
232	N	Indiana St.	1	3
236	H	Youngstown St.	3	0
236	H	Youngstown St.	4	3
236	H	Youngstown St.	2	7
236	N	Youngstown St.	0	1
238	H	Cleveland St.	1	2
238	H	Cleveland St.	6	3
238	H	Cleveland St.	6	5
238	N	Cleveland St.	4	3
257	H	Toledo	3	2
257	H	Toledo	7	6
276	H	Detroit	9	1
276	H	Detroit	6	5
276	H	Detroit	10	2

Wright St.

W  
r  
i  
g  
h  
t  
S  
t  
.

W  
r  
i  
g  
h  
t  
S  
t  
.

[illegible]

**Non-Div. I Games:**

Buffalo

RPI	S	Opponent	Score	
257	A	Toledo	1	0
257	A	Toledo	1	2
267	A	Niagara	1	0
267	A	Niagara	8	0
270	A	St. Bonaventure	3	2
270	A	St. Bonaventure	3	4

Buffalo

B  
u  
f  
f  
a  
l  
o

B  
u  
f  
f  
a  
l  
o



Average RPI Win:	213	WON-LOST RECORD	WINNING PCT. RANK	LAST 10 GAMES	STRENGTH OF SCHEDULE	OPP. STRENGTH OF SCHEDULE	TEAM RPI	ADJ RPI	CONF. RPI	ADJ CONF. RPI			
DIV. I ONLY		17-35-0	.32692	241	2-8-0	131	236	221	.44171	220	23	23	
DIV. I NON-CONF.		8-24-0	.25	251	1-1-0	123	246	239	.42832	238	23	23	
<hr/>													
TOTALS	RPI 1-25	RPI 26-50		W-L RECORDS		RPI 51-100		RPI 101-150		RPI 150+			
17-35-0	0-0-0	0-1-0		OVERALL		1-7-0		2-10-0		14-17-0			
5-9-0	0-0-0	0-0-0		HOME		1-3-0		0-1-0		4-5-0			
7-12-0	0-0-0	0-1-0		AWAY		0-0-0		1-6-0		6-5-0			
5-14-0	0-0-0	0-0-0		NEUTRAL		0-4-0		1-3-0		4-7-0			
8-24-0	0-0-0	0-1-0		NON-CONFERENCE		0-4-0		2-8-0		6-11-0			
1-3-0	0-0-0	0-0-0		HOME		0-0-0		0-1-0		1-2-0			
2-7-0	0-0-0	0-0-		AWAY		0-0-0		1-4-0		1-2-0			
5-14-0	0-0-0	0-0-0		NEUTRAL		0-4-0		1-3-0		4-7-0			
9-11-0	0-0-0	0-0-0		CONFERENCE		1-3-0		0-2-0		8-6-0			
4-6-0	0-0-0	0-0-0		HOME		1-3-0		0-0-0		3-3-0			
5-5-0	0-0-0	0-0-0		AWAY		0-0-0		0-2-0		5-3-0			
0-0-0	0-0-0	0-0-0		NEUTRAL		0-0-0		0-0-0		0-0-0			
RPI	S	Opponent	Score	RPI	S	Opponent	Score	RPI	S	Opponent	Score		
				35	A	South Fla.	4 7	64	N	Saint Joseph's	6 7		
								77	N	SIU Edwardsville	2 12		
								86	N	Marshall	1 6		
								95	H	Central Conn. St.	0 9		
								95	H	Central Conn. St.	2 10		
								96	H	Monmouth	0 3		
								96	H	Monmouth	8 1		
								100	N	Central Mich.	1 9		
										104	A	UNC Greensboro	8 10
										104	A	UNC Greensboro	1 9
										111	A	Robert Morris	0 1
										111	A	Robert Morris	6 8
										121	N	Kent St.	1 4
										124	A	Connecticut	4 3
										124	H	Connecticut	1 6
										125	A	Stony Brook	0 6
										125	A	Stony Brook	4 5
										134	N	Loyola Marymount	4 5
										136	N	Chattanooga	11 8
										139	N	Loyola Chicago	3 7
										154	N	Providence	2 5
										155	N	Temple	0 9
										156	N	Ill.-Chicago	7 3
										174	A	Fairfield	6 4
										174	H	Fairfield	2 5
										180	H	Fairleigh Dickinson	4 0
										180	H	Fairleigh Dickinson	1 7
										181	H	LIU Brooklyn	7 9
										181	H	LIU Brooklyn	2 4
										186	N	Boston U.	3 7
										191	A	Bryant	8 9
										191	A	Bryant	0 8
										192	N	Dartmouth	0 4
										201	N	Cornell	5 12
										203	N	Radford	2 8
<hr/>													
LAST 10 GAMES													
				246	A	Saint Francis (PA)	3 4	252	H	Manhattan	6 0		
				246	A	Saint Francis (PA)	2 0	95	H	Central Conn. St.	0 9		
				111	A	Robert Morris	0 1	95	H	Central Conn. St.	2 10		
				111	A	Robert Morris	6 8	191	A	Bryant	8 9		
				252	H	Manhattan	5 6	191	A	Bryant	0 8		

Non-Div. I Games:

Quinnipiac

RPI	S	Opponent	Score	
208	A	Harvard	6	11
208	A	Harvard	4	9
225	N	Drexel	1	0
233	A	Sacred Heart	6	0
233	A	Sacred Heart	4	3
246	A	Saint Francis (PA)	3	4
246	A	Saint Francis (PA)	2	0
250	H	Mt. St. Mary's	13	5
250	H	Mt. St. Mary's	7	4
252	H	Manhattan	6	0
252	H	Manhattan	5	6
256	N	Colgate	16	7
268	N	Maine	7	8
268	N	Maine	6	5
269	A	Wagner	6	5
269	A	Wagner	6	4

Quinnipiac

Q  
u  
i  
n  
n  
i  
p  
i  
a  
c

Q  
u  
i  
n  
n  
i  
p  
i  
a  
c

Average RPI Win:	258	WON-LOST	WINNING	LAST 10	STRENGTH OF	OPP. STRENGTH	TEAM	ADJ	CONF.	ADJ CONF.			
Average RPI Loss:	179	RECORD	PCT. RANK	GAMES	SCHEDULE	OF SCHEDULE	RPI	RPI	RPI	RPI			
DIV. I ONLY		31-22-0	.58491	89	6-4-0	279	285	223	.44167	221	31	31	
DIV. I NON-CONF.		6-14-0	.3	241	0-0-0	140	220	225	.43974	224	31	31	
<hr/>													
TOTALS	RPI 1-25	RPI 26-50		W-L RECORDS		RPI 51-100		RPI 101-150		RPI 150+			
31-22-0	0-0-0	0-0-0		OVERALL		0-4-0		0-4-0		31-14-0			
12-9-0	0-0-0	0-0-0		HOME		0-4-0		0-2-0		12-3-0			
13-6-0	0-0-0	0-0-0		AWAY		0-0-0		0-2-0		13-4-0			
6-7-0	0-0-0	0-0-0		NEUTRAL		0-0-0		0-0-0		6-7-0			
<hr/>													
6-14-0	0-0-0	0-0-0		NON-CONFERENCE		0-4-0		0-4-0		6-6-0			
3-7-0	0-0-0	0-0-0		HOME		0-4-0		0-2-0		3-1-0			
2-2-0	0-0-0	0-0-		AWAY		0-0-0		0-2-0		2-0-0			
1-5-0	0-0-0	0-0-0		NEUTRAL		0-0-0		0-0-0		1-5-0			
<hr/>													
25-8-0	0-0-0	0-0-0		CONFERENCE		0-0-0		0-0-0		25-8-0			
9-2-0	0-0-0	0-0-0		HOME		0-0-0		0-0-0		9-2-0			
11-4-0	0-0-0	0-0-0		AWAY		0-0-0		0-0-0		11-4-0			
5-2-0	0-0-0	0-0-0		NEUTRAL		0-0-0		0-0-0		5-2-0			
<hr/>													
RPI	S	Opponent	Score	RPI	S	Opponent	Score	RPI	S	Opponent	Score		
				76 H Longwood				7	19	113 A Campbell	2	6	
				76 H Longwood				0	2	115 A Delaware	6	15	
				96 H Monmouth				0	11	115 H Delaware	2	10	
				96 H Monmouth				0	10	115 H Delaware	4	12	
								158 N Villanova				6	7
								173 H Army				8	6
								180 H Fairleigh Dickinson				5	1
								189 A Hampton				1	3
								189 A Hampton				5	2
								189 A Hampton				1	4
								189 N Hampton				3	7
								189 N Hampton				10	3
								195 H Marist				8	6
								195 H Marist				2	11
								210 N Morehead St.				1	11
								217 A George Mason				2	0
								217 A George Mason				4	3
								225 N Drexel				3	5
								228 N Northern Ky.				1	4
								239 N Hartford				2	3
				239 N Hartford				5	3				
				240 N Florida A&M				8	7				
				249 A Savannah St.				7	8				
				249 A Savannah St.				7	12				
				249 N Savannah St.				5	4				
				249 N Savannah St.				6	10				
				274 H Delaware St.				4	3				
<hr/>													
LAST 10 GAMES													
189 N Hampton				3	7	278 N Coppin St.				5	3		
189 N Hampton				10	3	249 N Savannah St.				6	10		
240 N Florida A&M				8	7	189 A Hampton				5	2		
249 N Savannah St.				5	4	189 A Hampton				1	3		
274 N Delaware St.				5	1	189 A Hampton				1	4		

**Non-Div. I Games:**

Norfolk St.

RPI	S	Opponent	Score	
274	H	Delaware St.	9	1
274	H	Delaware St.	6	0
274	N	Delaware St.	5	1
278	A	Coppin St.	15	3
278	A	Coppin St.	10	2
278	A	Coppin St.	10	2
278	N	Coppin St.	5	3
279	A	N.C. A&T	16	8
279	A	N.C. A&T	16	2
281	A	N.C. Central	8	0
281	A	N.C. Central	9	4
281	H	N.C. Central	8	4
281	H	N.C. Central	4	6
283	H	UMES	8	5
283	H	UMES	4	3
283	H	UMES	6	9
289	A	Morgan St.	4	2
289	A	Morgan St.	17	7
289	A	Morgan St.	7	2
290	H	Howard	14	0
290	H	Howard	10	2
290	H	Howard	10	0

Norfolk St.

N  
o  
r  
f  
o  
l  
k  
S  
t  
.

N  
o  
r  
f  
o  
l  
k  
S  
t  
.

## Middle Tenn.

## Through Games Of June 4, 2013 (FINAL)

Average RPI Win:		165	WON-LOST RECORD		WINNING PCT. RANK		LAST 10 GAMES		STRENGTH OF SCHEDULE		OPP. STRENGTH OF SCHEDULE		TEAM RPI		ADJ RPI		CONF. RPI		ADJ CONF. RPI	
DIV. I ONLY			7-47-0		.12963 287		2-8-0		42		65		224		.44161 222		6		6	
DIV. I NON-CONF.			6-26-0		.1875 267		2-3-0		51		94		215		.44951 214		6		6	
TOTALS		RPI 1-25		RPI 26-50		W-L RECORDS		RPI 51-100		RPI 101-150		RPI 150+								
7-47-0		0-8-0		0-11-0		OVERALL		1-13-0		2-8-0		4-7-0								
6-17-0		0-5-0		0-2-0		HOME		1-5-0		2-4-0		3-1-0								
1-16-0		0-3-0		0-3-0		AWAY		0-5-0		0-2-0		1-3-0								
0-14-0		0-0-0		0-6-0		NEUTRAL		0-3-0		0-2-0		0-3-0								
6-26-0		0-2-0		0-8-0		NON-CONFERENCE		1-7-0		1-4-0		4-5-0								
5-6-0		0-2-0		0-1-0		HOME		1-2-0		1-0-0		3-1-0								
1-6-0		0-0-0		0-0-		AWAY		0-2-0		0-2-0		1-1-0								
0-14-0		0-0-0		0-6-0		NEUTRAL		0-3-0		0-2-0		0-3-0								
1-21-0		0-6-0		0-3-0		CONFERENCE		0-6-0		1-4-0		0-2-0								
1-11-0		0-3-0		0-1-0		HOME		0-3-0		1-4-0		0-0-0								
0-10-0		0-3-0		0-2-0		AWAY		0-3-0		0-0-0		0-2-0								
0-0-0		0-0-0		0-0-0		NEUTRAL		0-0-0		0-0-0		0-0-0								
RPI	S	Opponent		Score		RPI	S	Opponent		Score		RPI	S	Opponent		Score				
12	H	Kentucky		1	13	26	A	Western Ky.		0	4	66	A	Auburn		3	7			
12	H	Kentucky		4	7	26	A	Western Ky.		1	7	66	H	Auburn		2	5			
14	A	La.-Lafayette		3	6	26	H	Western Ky.		1	6	74	H	North Texas		2	10			
14	A	La.-Lafayette		0	6	28	A	Georgia		1	13	74	H	North Texas		1	8			
14	A	La.-Lafayette		0	10	32	N	Minnesota		0	8	74	H	North Texas		2	3			
15	H	South Ala.		3	13	38	N	Mississippi St.		1	8	78	A	Ole Miss		0	11			
15	H	South Ala.		1	9	41	N	James Madison		0	13	81	N	McNeese St.		3	6			
15	H	South Ala.		0	8	41	N	James Madison		2	8	82	A	FIU		2	11			
						45	N	Northwestern		1	8	82	A	FIU		4	12			
						45	N	Northwestern		1	5	82	A	FIU		1	6			
						49	H	Lipscomb		3	10	83	N	UT Martin		2	7			
												91	N	Drake		2	3			
												93	H	Eastern Ky.		2	1			
												93	H	Eastern Ky.		1	5			
								LAST 10 GAMES												
						26	A	Western Ky.		1	7	49	H	Lipscomb		3	10			
						26	A	Western Ky.		0	4	38	N	Mississippi St.		1	8			
						224	H	Belmont		3	2	74	H	North Texas		2	10			
						224	H	Belmont		1	3	74	H	North Texas		2	3			
						133	H	Jacksonville St.		6	5	74	H	North Texas		1	8			

Non-Div. I Games:

Middle Tenn.

Average RPI Win: 214		WON-LOST RECORD	WINNING PCT. RANK	LAST 10 GAMES	STRENGTH OF SCHEDULE	OPP. STRENGTH OF SCHEDULE	TEAM RPI	ADJ RPI		CONF. RPI	ADJ CONF. RPI				
Average RPI Loss: 135															
DIV. I ONLY		18-31-0	.36735	215	2-8-0	187	215	219	.44137	223	18	18			
DIV. I NON-CONF.		11-15-0	.42308	183	1-3-0	240	228	222	.4414	223	21	21			
<hr/>															
TOTALS		RPI 1-25		RPI 26-50		W-L RECORDS		RPI 51-100		RPI 101-150		RPI 150+			
18-31-0		0-0-0		0-1-0		OVERALL		0-13-0		2-3-0		16-14-0			
7-9-0		0-0-0		0-0-0		HOME		0-0-0		2-3-0		5-6-0			
5-13-0		0-0-0		0-0-0		AWAY		0-9-0		0-0-0		5-4-0			
6-9-0		0-0-0		0-1-0		NEUTRAL		0-4-0		0-0-0		6-4-0			
11-15-0		0-0-0		0-1-0		NON-CONFERENCE		0-4-0		1-1-0		10-9-0			
2-3-0		0-0-0		0-0-0		HOME		0-0-0		1-1-0		1-2-0			
3-6-0		0-0-0		0-0-		AWAY		0-3-0		0-0-0		3-3-0			
6-6-0		0-0-0		0-1-0		NEUTRAL		0-1-0		0-0-0		6-4-0			
7-16-0		0-0-0		0-0-0		CONFERENCE		0-9-0		1-2-0		6-5-0			
5-6-0		0-0-0		0-0-0		HOME		0-0-0		1-2-0		4-4-0			
2-7-0		0-0-0		0-0-0		AWAY		0-6-0		0-0-0		2-1-0			
0-3-0		0-0-0		0-0-0		NEUTRAL		0-3-0		0-0-0		0-0-0			
RPI	S	Opponent	Score	RPI	S	Opponent	Score	RPI	S	Opponent	Score				
				29	N	UAB	0 3	56	A	Kennesaw St.	0 1	101	H	Purdue	2 18
								62	N	North Dakota St.	2 3	101	H	Purdue	3 2
								62	N	North Dakota St.	0 8	145	H	South Dakota	5 4
								62	N	North Dakota St.	0 2	145	H	South Dakota	0 4
								65	N	Ball St.	5 15	145	H	South Dakota	0 2
								67	A	Eastern Ill.	1 9	159	A	Mercer	1 3
								67	A	Eastern Ill.	0 2	159	A	Mercer	10 4
								71	A	Neb. Omaha	0 3	159	A	Mercer	5 7
								71	A	Neb. Omaha	2 5	161	N	Bradley	5 9
								71	A	Neb. Omaha	0 4	167	A	Western Ill.	5 2
								89	A	IPFW	1 2	167	A	Western Ill.	6 1
								89	A	IPFW	1 2	167	A	Western Ill.	1 9
								89	A	IPFW	0 4	178	H	Valparaiso	4 5
												178	H	Valparaiso	3 1
												190	H	UMKC	3 4
												190	H	UMKC	4 5
												197	H	Butler	1 5
												197	N	Butler	1 0
												211	A	UC Riverside	6 5
												213	N	Liberty	2 5
												219	N	Buffalo	10 2
												231	N	Southern Utah	1 3
												231	N	Southern Utah	5 1
												232	A	Indiana St.	0 7
												232	A	Indiana St.	17 6
												244	N	Tennessee St.	2 7
												251	H	South Dakota St.	1 7
<hr/>															
				LAST 10 GAMES											
				89	A	IPFW	0 4	67	A	Eastern Ill.	0 2	231	N	Southern Utah	5 1
				89	A	IPFW	1 2	67	A	Eastern Ill.	1 9	232	A	Indiana St.	0 7
				89	A	IPFW	1 2	190	H	UMKC	4 5	232	A	Indiana St.	17 6
				178	H	Valparaiso	4 5	190	H	UMKC	3 4	244	N	Tennessee St.	2 7
				178	H	Valparaiso	3 1	167	A	Western Ill.	5 2	251	H	South Dakota St.	1 7

Non-Div. I Games:

IUPUI

RPI	S	Opponent	Score
251	H	South Dakota St.	12 0
251	H	South Dakota St.	10 2
261	N	Alabama St.	5 3
261	N	Alabama St.	15 1
264	H	Oakland	1 5
264	H	Oakland	6 1
264	H	Oakland	3 2
289	N	Morgan St.	4 2

Average RPI Win:		197	WON-LOST RECORD		WINNING PCT. RANK		LAST 10 GAMES		STRENGTH OF SCHEDULE		OPP. STRENGTH OF SCHEDULE		TEAM RPI		ADJ RPI		CONF. RPI		ADJ CONF. RPI	
DIV. I ONLY			17-33-0		.34 230		4-6-0		198		179		229		.44079 224		16		17	
DIV. I NON-CONF.			11-14-0		.44 172		1-1-0		237		178		210		.45529 205		18		18	
TOTALS		RPI 1-25		RPI 26-50		W-L RECORDS		RPI 51-100		RPI 101-150		RPI 150+								
17-33-0		0-1-0		1-3-0		OVERALL		0-11-0		3-3-0		13-15-0								
6-15-0		0-0-0		0-0-0		HOME		0-7-0		2-2-0		4-6-0								
8-13-0		0-0-0		0-3-0		AWAY		0-4-0		0-0-0		8-5-0								
3-5-0		0-1-0		1-0-0		NEUTRAL		0-0-0		1-1-0		1-3-0								
11-14-0		0-1-0		1-3-0		NON-CONFERENCE		0-2-0		1-1-0		9-7-0								
3-5-0		0-0-0		0-0-0		HOME		0-2-0		0-0-0		3-3-0								
5-4-0		0-0-0		0-0-		AWAY		0-0-0		0-0-0		5-1-0								
3-5-0		0-1-0		1-0-0		NEUTRAL		0-0-0		1-1-0		1-3-0								
6-19-0		0-0-0		0-0-0		CONFERENCE		0-9-0		2-2-0		4-8-0								
3-10-0		0-0-0		0-0-0		HOME		0-5-0		2-2-0		1-3-0								
3-9-0		0-0-0		0-0-0		AWAY		0-4-0		0-0-0		3-5-0								
0-0-0		0-0-0		0-0-0		NEUTRAL		0-0-0		0-0-0		0-0-0								
RPI	S	Opponent		Score		RPI	S	Opponent		Score		RPI	S	Opponent		Score				
23	N	Wisconsin		0 7		26	A	Western Ky.		0 4		67	A	Eastern Ill.		4 8				
						38	N	Mississippi St.		4 3		67	A	Eastern Ill.		2 4				
						49	A	Lipscomb		1 7		77	A	SIU Edwardsville		0 2				
						49	A	Lipscomb		3 4		77	A	SIU Edwardsville		0 5				
												78	H	Ole Miss		2 10				
												83	H	UT Martin		5 11				
												83	H	UT Martin		2 8				
												88	H	Central Ark.		1 3				
												93	H	Eastern Ky.		4 7				
												93	H	Eastern Ky.		0 2				
												93	H	Eastern Ky.		7 12				
														176 H Memphis		0 2				
														177 N Nicholls St.		2 3				
														178 H Valparaiso		2 1				
														182 A Tennessee Tech		4 1				
														182 A Tennessee Tech		4 7				
														182 A Tennessee Tech		2 3				
														190 N UMKC		3 4				
														207 H Austin Peay		5 9				
														207 H Austin Peay		1 3				
														210 A Morehead St.		0 3				
														210 A Morehead St.		2 3				
														210 A Morehead St.		4 5				
								LAST 10 GAMES						222 A Middle Tenn.		3 1				
								244 A Tennessee St.		10 2				222 A Middle Tenn.		2 3				
								244 A Tennessee St.		4 3				230 H Jackson St.		7 4				
								222 A Middle Tenn.		2 3				234 H UTEP		5 11				
								222 A Middle Tenn.		3 1				235 H Southeast Mo. St.		1 3				
								210 A Morehead St.		4 5										

Non-Div. I Games:

Belmont



RPI	S	Opponent	Score	
235	H	Southeast Mo. St.	12	11
244	A	Tennessee St.	4	3
244	A	Tennessee St.	10	2
261	A	Alabama St.	10	0
261	A	Alabama St.	7	0
284	A	Alabama A&M	10	4
284	A	Alabama A&M	6	1

Belmont

B  
e  
l  
m  
o  
n  
t

B  
e  
l  
m  
o  
n  
t

Average RPI Win: 215		WON-LOST	WINNING	LAST 10	STRENGTH OF	OPP. STRENGTH	TEAM	ADJ	CONF.	ADJ CONF.				
Average RPI Loss: 128		RECORD	PCT. RANK	GAMES	SCHEDULE	OF SCHEDULE	RPI	RPI	RPI	RPI				
DIV. I ONLY		14-36-0	.28	257	2-8-0	124	189	227	.44	225	12	12		
DIV. I NON-CONF.		12-17-0	.41379	189	0-1-0	185	247	205	.4555	204	12	13		
<hr/>														
TOTALS		RPI 1-25		RPI 26-50		W-L RECORDS		RPI 51-100		RPI 101-150		RPI 150+		
14-36-0		0-3-0		0-3-0		OVERALL		1-6-0		0-7-0		13-17-0		
3-12-0		0-3-0		0-0-0		HOME		0-4-0		0-4-0		3-1-0		
7-17-0		0-0-0		0-3-0		AWAY		0-0-0		0-2-0		7-11-0		
4-7-0		0-0-0		0-0-0		NEUTRAL		1-2-0		0-0-0		3-5-0		
12-17-0		0-0-0		0-0-0		NON-CONFERENCE		1-3-0		0-4-0		11-10-0		
3-3-0		0-0-0		0-0-0		HOME		0-1-0		0-1-0		3-1-0		
5-7-0		0-0-0		0-0-		AWAY		0-0-0		0-3-0		5-4-0		
4-7-0		0-0-0		0-0-0		NEUTRAL		1-2-0		0-0-0		3-5-0		
2-19-0		0-3-0		0-3-0		CONFERENCE		0-3-0		0-3-0		2-7-0		
0-9-0		0-3-0		0-0-0		HOME		0-3-0		0-3-0		0-0-0		
2-10-0		0-0-0		0-3-0		AWAY		0-0-0		0-0-0		2-7-0		
0-0-0		0-0-0		0-0-0		NEUTRAL		0-0-0		0-0-0		0-0-0		
RPI	S	Opponent		Score	RPI	S	Opponent		Score	RPI	S	Opponent		Score
19	H	Hofstra		0 11	41	A	James Madison		1 11	51	H	Georgia St.		6 7
19	H	Hofstra		0 13	41	A	James Madison		1 11	51	H	Georgia St.		0 9
19	H	Hofstra		0 5	41	A	James Madison		0 8	51	H	Georgia St.		0 9
										64	H	Saint Joseph's		0 3
										86	N	Marshall		4 3
										86	N	Marshall		0 4
										98	N	Albany (NY)		0 9

Non-Div. I Games:

Drexel

RPI	S	Opponent	Score	
221	N	Norfolk St.	5	3
228	N	Northern Ky.	1	5
241	A	UNC Wilmington	1	3
241	A	UNC Wilmington	6	2
241	A	UNC Wilmington	4	1
247	A	Bucknell	3	1
247	A	Bucknell	3	1
263	A	La Salle	7	2
277	H	Rider	8	0
277	H	Rider	8	0

Drexel

D  
r  
e  
x  
e  
l

D  
r  
e  
x  
e  
l

Average RPI Win: 147		WON-LOST RECORD		WINNING PCT. RANK		LAST 10 GAMES		STRENGTH OF SCHEDULE		OPP. STRENGTH OF SCHEDULE		TEAM RPI		ADJ RPI		CONF. RPI		ADJ CONF. RPI	
DIV. I ONLY		11-39-0		.22 269		3-7-0		107		111		238		.43801 226		13		13	
DIV. I NON-CONF.		5-18-0		.21739 262		0-1-0		139		74		238		.43456 230		15		15	
TOTALS		RPI 1-25		RPI 26-50		W-L RECORDS		RPI 51-100		RPI 101-150		RPI 150+							
11-39-0		0-4-0		1-1-0		OVERALL		3-14-0		3-9-0		4-11-0							
7-14-0		0-0-0		1-1-0		HOME		3-7-0		1-0-0		2-6-0							
2-17-0		0-4-0		0-0-0		AWAY		0-3-0		2-7-0		0-3-0							
2-8-0		0-0-0		0-0-0		NEUTRAL		0-4-0		0-2-0		2-2-0							
5-18-0		0-4-0		1-1-0		NON-CONFERENCE		0-5-0		1-2-0		3-6-0							
3-3-0		0-0-0		1-1-0		HOME		0-1-0		1-0-0		1-1-0							
0-7-0		0-4-0		0-0-		AWAY		0-0-0		0-0-0		0-3-0							
2-8-0		0-0-0		0-0-0		NEUTRAL		0-4-0		0-2-0		2-2-0							
6-21-0		0-0-0		0-0-0		CONFERENCE		3-9-0		2-7-0		1-5-0							
4-11-0		0-0-0		0-0-0		HOME		3-6-0		0-0-0		1-5-0							
2-10-0		0-0-0		0-0-0		AWAY		0-3-0		2-7-0		0-0-0							
0-0-0		0-0-0		0-0-0		NEUTRAL		0-0-0		0-0-0		0-0-0							
RPI	S	Opponent		Score		RPI	S	Opponent		Score		RPI	S	Opponent		Score			
2	A	Texas		0	6	50	H	Kansas		3	11	61	H	Sam Houston St.		5	8		
2	A	Texas		0	8	50	H	Kansas		1	0	61	H	Sam Houston St.		2	10		
24	A	Baylor		0	7							61	H	Sam Houston St.		6	5		
24	A	Baylor		1	4							63	H	Northwestern St.		1	5		
												63	H	Northwestern St.		2	5		
												63	H	Northwestern St.		0	9		
												66	H	Auburn		4	6		
												69	N	Pacific		2	11		
												74	N	North Texas		1	9		
												74	N	North Texas		3	7		
												74	N	North Texas		3	11		
												81	A	McNeese St.		1	5		
												81	A	McNeese St.		2	4		
												81	A	McNeese St.		1	4		
												88	H	Central Ark.		4	7		
												88	H	Central Ark.		6	4		
												88	H	Central Ark.		6	5		
														176 N Memphis					
														176 N Memphis					
														177 H Nicholls St.					
														177 H Nicholls St.					
														177 H Nicholls St.					
														204 H Houston Baptist					
														204 H Houston Baptist					
														204 H Houston Baptist					
														237 N Northern Colo.					
														237 N Northern Colo.					
														286 H Southern U.					
LAST 10 GAMES			LAST 10 GAMES			LAST 10 GAMES			LAST 10 GAMES			LAST 10 GAMES			LAST 10 GAMES				
			88	H	Central Ark.	6	5				177	H	Nicholls St.	2	5				
			88	H	Central Ark.	4	7				146	A	Stephen F. Austin	0	6				
			88	H	Central Ark.	6	4				146	A	Stephen F. Austin	5	4				
			177	H	Nicholls St.	2	3				146	A	Stephen F. Austin	1	5				
			177	H	Nicholls St.	1	4				151	A	UTSA	1	9				

Non-Div. I Games:

A&amp;M-Corpus Christi



RPI	S	Opponent	Score	
217	H	George Mason	6	4
217	H	George Mason	1	2
229	H	Gardner-Webb	4	3
229	H	Gardner-Webb	4	7
229	H	Gardner-Webb	1	7
241	H	UNC Wilmington	5	4
241	N	UNC Wilmington	5	6
243	N	Bethune-Cookman	9	6
249	N	Savannah St.	19	11
255	H	Canisius	2	12
255	H	Canisius	13	0
269	H	Wagner	9	1

Charleston So.

C  
h  
a  
r  
l  
e  
s  
t  
o  
n  
S  
o  
.

C  
h  
a  
r  
l  
e  
s  
t  
o  
n  
S  
o  
.

Average RPI Win:	190	WON-LOST RECORD	WINNING PCT. RANK	LAST 10 GAMES	STRENGTH OF SCHEDULE	OPP. STRENGTH OF SCHEDULE	TEAM RPI	ADJ RPI	CONF. RPI	ADJ CONF. RPI		
DIV. I ONLY		11-41-0	.21154	273	1-9-0	81	145	231	.43749	228	7	8
DIV. I NON-CONF.		6-18-0	.25	251	0-2-0	178	245	255	.41626	247	10	10
<hr/>												
TOTALS	RPI 1-25	RPI 26-50		W-L RECORDS		RPI 51-100		RPI 101-150		RPI 150+		
11-41-0	0-0-0	0-6-0		OVERALL		3-21-0		0-3-0		8-11-0		
3-10-0	0-0-0	0-3-0		HOME		0-3-0		0-0-0		3-4-0		
2-23-0	0-0-0	0-3-0		AWAY		2-16-0		0-1-0		0-3-0		
6-8-0	0-0-0	0-0-0		NEUTRAL		1-2-0		0-2-0		5-4-0		
6-18-0	0-0-0	0-0-0		NON-CONFERENCE		1-8-0		0-3-0		5-7-0		
0-1-0	0-0-0	0-0-0		HOME		0-0-0		0-0-0		0-1-0		
0-9-0	0-0-0	0-0-		AWAY		0-6-0		0-1-0		0-2-0		
6-8-0	0-0-0	0-0-0		NEUTRAL		1-2-0		0-2-0		5-4-0		
5-23-0	0-0-0	0-6-0		CONFERENCE		2-13-0		0-0-0		3-4-0		
3-9-0	0-0-0	0-3-0		HOME		0-3-0		0-0-0		3-3-0		
2-14-0	0-0-0	0-3-0		AWAY		2-10-0		0-0-0		0-1-0		
0-0-0	0-0-0	0-0-0		NEUTRAL		0-0-0		0-0-0		0-0-0		
RPI	S	Opponent	Score	RPI	S	Opponent	Score	RPI	S	Opponent	Score	
				43	A	USC Upstate	2 10	51	A	Georgia St.	0 10	
				43	A	USC Upstate	1 3	51	A	Georgia St.	2 8	
				43	A	USC Upstate	2 7	52	A	North Florida	4 3	
				49	H	Lipscomb	0 6	52	A	North Florida	2 3	
				49	H	Lipscomb	0 3	52	A	North Florida	2 9	
				49	H	Lipscomb	3 4	55	A	FGCU	0 2	
								55	A	FGCU	1 2	
								55	A	FGCU	3 4	
								56	A	Kennesaw St.	0 3	
								56	A	Kennesaw St.	0 1	
								56	A	Kennesaw St.	1 2	
								72	H	Jacksonville	4 6	
								72	H	Jacksonville	2 4	
								72	H	Jacksonville	0 6	
								85	A	Stetson	1 2	
								85	A	Stetson	0 8	
								85	A	Stetson	3 1	
								86	A	Marshall	1 4	
								86	A	Marshall	1 6	
								88	N	Central Ark.	7 6	
				LAST 10 GAMES								
				49	H	Lipscomb	3 4					
				49	H	Lipscomb	0 3					
				49	H	Lipscomb	0 6					
				55	A	FGCU	1 2					
				55	A	FGCU	0 2					

Non-Div. I Games:

Northern Ky.

RPI	S	Opponent	Score	
88	N	Central Ark.	0	6
93	A	Eastern Ky.	2	3
93	A	Eastern Ky.	0	8
93	N	Eastern Ky.	2	3
55	A	FGCU	3	4
93	A	Eastern Ky.	0	8
93	A	Eastern Ky.	2	3
52	A	North Florida	4	3
52	A	North Florida	2	3

N  
o  
r  
t  
h  
e  
r  
n  
K  
y  
.

N  
o  
r  
t  
h  
e  
r  
n  
K  
y  
.



Average RPI Win:	223	WON-LOST RECORD	WINNING PCT. RANK	LAST 10 GAMES	STRENGTH OF SCHEDULE	OPP. STRENGTH OF SCHEDULE	TEAM RPI	ADJ RPI	CONF. RPI	ADJ CONF. RPI	
DIV. I ONLY		13-31-0	.29545 252	6-4-0	171	203	243	.43524 229	20	20	
DIV. I NON-CONF.		5-13-0	.27778 246	2-0-0	170	194	240	.43313 231	19	19	
<hr/>											
TOTALS	RPI 1-25	RPI 26-50		W-L RECORDS	RPI 51-100		RPI 101-150		RPI 150+		
13-31-0	0-0-0	0-6-0		OVERALL	0-5-0		1-11-0		12-9-0		
3-11-0	0-0-0	0-2-0		HOME	0-0-0		1-7-0		2-2-0		
8-17-0	0-0-0	0-3-0		AWAY	0-4-0		0-3-0		8-7-0		
2-3-0	0-0-0	0-1-0		NEUTRAL	0-1-0		0-1-0		2-0-0		
<hr/>											
5-13-0	0-0-0	0-6-0		NON-CONFERENCE	0-1-0		0-2-0		5-4-0		
0-4-0	0-0-0	0-2-0		HOME	0-0-0		0-2-0		0-0-0		
3-8-0	0-0-0	0-0-		AWAY	0-1-0		0-0-0		3-4-0		
2-1-0	0-0-0	0-1-0		NEUTRAL	0-0-0		0-0-0		2-0-0		
<hr/>											
8-18-0	0-0-0	0-0-0		CONFERENCE	0-4-0		1-9-0		7-5-0		
3-7-0	0-0-0	0-0-0		HOME	0-0-0		1-5-0		2-2-0		
5-9-0	0-0-0	0-0-0		AWAY	0-3-0		0-3-0		5-3-0		
0-2-0	0-0-0	0-0-0		NEUTRAL	0-1-0		0-1-0		0-0-0		
<hr/>											
RPI S	Opponent	Score	RPI S	Opponent	Score	RPI S	Opponent	Score	RPI S	Opponent	Score
			28 A	Georgia	0 14	66 A	Auburn	0 10	102 H	Coastal Caro.	2 7
			32 N	Minnesota	4 6	76 A	Longwood	0 8	102 H	Coastal Caro.	3 7
			43 A	USC Upstate	2 5	76 A	Longwood	0 9	102 H	Coastal Caro.	3 2
			43 A	USC Upstate	0 8	76 A	Longwood	4 10	113 A	Campbell	1 9
			43 H	USC Upstate	3 10	76 N	Longwood	2 4	113 A	Campbell	5 6
			43 H	USC Upstate	1 2				113 A	Campbell	3 11
									113 N	Campbell	3 4
									131 H	Furman	2 3
									131 H	Furman	3 6
									148 H	Winthrop	4 9
									148 H	Winthrop	5 7
									148 H	Winthrop	0 6
									169 A	Charlotte	3 7
									169 A	Charlotte	2 10
									203 H	Radford	8 11
									203 H	Radford	5 0
									203 H	Radford	1 0
									210 N	Morehead St.	9 5
									212 A	Western Caro.	7 8
									212 A	Western Caro.	1 8
									213 A	Liberty	4 2
									213 A	Liberty	5 13
									213 A	Liberty	1 3
									214 A	Presbyterian	2 0
									214 A	Presbyterian	11 8
									214 H	Presbyterian	6 10
									227 A	Charleston So.	7 1
			LAST 10 GAMES								
			76 N	Longwood	2 4	227 A	Charleston So.	3 4			
			113 N	Campbell	3 4	227 A	Charleston So.	7 4			
			203 H	Radford	8 11	227 A	Charleston So.	7 1			
			203 H	Radford	1 0	279 A	N.C. A&T	4 1			
			203 H	Radford	5 0	279 A	N.C. A&T	11 1			

**Non-Div. I Games:**

Gardner-Webb

RPI	S	Opponent	Score	
227	A	Charleston So.	7	4
227	A	Charleston So.	3	4
241	A	UNC Wilmington	4	2
279	A	N.C. A&T	11	1
279	A	N.C. A&T	4	1
286	N	Southern U.	3	0

Gardner-Webb

G  
a  
r  
d  
n  
e  
r  
-  
W  
e  
b  
b

G  
a  
r  
d  
n  
e  
r  
-  
W  
e  
b  
b

Average RPI Win:		233	WON-LOST RECORD		WINNING PCT. RANK		LAST 10 GAMES		STRENGTH OF SCHEDULE		OPP. STRENGTH OF SCHEDULE		TEAM RPI		ADJ RPI		CONF. RPI		ADJ CONF. RPI	
DIV. I ONLY			25-28-0		.4717 153		5-5-0		263		241		222		.43517 230		30		30	
DIV. I NON-CONF.			10-22-0		.3125 231		0-1-0		122		144		206		.44651 217		30		30	
TOTALS		RPI 1-25		RPI 26-50		W-L RECORDS		RPI 51-100		RPI 101-150		RPI 150+								
25-28-0		0-1-0		0-4-0		OVERALL		2-7-0		2-2-0		21-14-0								
10-10-0		0-0-0		0-2-0		HOME		0-2-0		0-0-0		10-6-0								
7-8-0		0-1-0		0-2-0		AWAY		1-2-0		1-1-0		5-2-0								
8-10-0		0-0-0		0-0-0		NEUTRAL		1-3-0		1-1-0		6-6-0								
10-22-0		0-1-0		0-4-0		NON-CONFERENCE		2-7-0		2-2-0		6-8-0								
6-8-0		0-0-0		0-2-0		HOME		0-2-0		0-0-0		6-4-0								
2-7-0		0-1-0		0-0-		AWAY		1-2-0		1-1-0		0-1-0								
2-7-0		0-0-0		0-0-0		NEUTRAL		1-3-0		1-1-0		0-3-0								
15-6-0		0-0-0		0-0-0		CONFERENCE		0-0-0		0-0-0		15-6-0								
4-2-0		0-0-0		0-0-0		HOME		0-0-0		0-0-0		4-2-0								
5-1-0		0-0-0		0-0-0		AWAY		0-0-0		0-0-0		5-1-0								
6-3-0		0-0-0		0-0-0		NEUTRAL		0-0-0		0-0-0		6-3-0								
RPI	S	Opponent		Score		RPI	S	Opponent		Score		RPI	S	Opponent		Score				
15	A	South Ala.		2	10	27	H	Arkansas		2	8	59	A	Texas Tech		4	2			
						27	H	Arkansas		0	8	59	A	Texas Tech		0	18			
						36	A	Houston		2	3	63	A	Northwestern St.		0	3			
						38	A	Mississippi St.		0	2	63	H	Northwestern St.		2	5			
												71	H	Neb. Omaha		0	5			
												78	N	Ole Miss		2	10			
												81	N	McNeese St.		4	8			
												88	N	Central Ark.		2	1			
												88	N	Central Ark.		3	7			

RPI	S	Opponent	Score	
272	N	Ark.-Pine Bluff	1	2
275	A	Alcorn	4	1
275	A	Alcorn	20	3
275	A	Alcorn	9	0
284	A	Alabama A&M	9	7
284	A	Alabama A&M	5	4
284	A	Alabama A&M	5	6
285	N	Prairie View	9	1
286	N	Southern U.	8	6
287	N	Grambling	13	0
287	N	Grambling	4	5
287	N	Grambling	9	0

Jackson St.

J  
a  
c  
k  
s  
o  
n  
S  
t  
.

J  
a  
c  
k  
s  
o  
n  
S  
t  
.

Average RPI Win:		216	WON-LOST RECORD		WINNING PCT. RANK		LAST 10 GAMES		STRENGTH OF SCHEDULE		OPP. STRENGTH OF SCHEDULE		TEAM RPI		ADJ RPI		CONF. RPI		ADJ CONF. RPI			
Average RPI Loss:		130																				
DIV. I ONLY			18-32-0		.36	219	3-7-0		226		171		234		.43335	231	27		27			
DIV. I NON-CONF.			7-24-0		.22581	258	0-3-0		191		104		253		.41534	250	25		24			
TOTALS		RPI 1-25		RPI 26-50		W-L RECORDS		RPI 51-100		RPI 101-150		RPI 150+										
18-32-0		0-2-0		0-2-0		OVERALL		0-6-0		1-8-0		17-14-0										
5-8-0		0-0-0		0-0-0		HOME		0-2-0		0-2-0		5-4-0										
6-8-0		0-0-0		0-1-0		AWAY		0-1-0		0-2-0		6-4-0										
7-16-0		0-2-0		0-1-0		NEUTRAL		0-3-0		1-4-0		6-6-0										
7-24-0		0-2-0		0-2-0		NON-CONFERENCE		0-6-0		1-8-0		6-6-0										
0-4-0		0-0-0		0-0-0		HOME		0-2-0		0-2-0		0-0-0										
1-6-0		0-0-0		0-0-		AWAY		0-1-0		0-2-0		1-2-0										
6-14-0		0-2-0		0-1-0		NEUTRAL		0-3-0		1-4-0		5-4-0										
11-8-0		0-0-0		0-0-0		CONFERENCE		0-0-0		0-0-0		11-8-0										
5-4-0		0-0-0		0-0-0		HOME		0-0-0		0-0-0		5-4-0										
5-2-0		0-0-0		0-0-0		AWAY		0-0-0		0-0-0		5-2-0										
1-2-0		0-0-0		0-0-0		NEUTRAL		0-0-0		0-0-0		1-2-0										
RPI	S	Opponent		Score		RPI	S	Opponent		Score		RPI	S	Opponent		Score						
4	N	Tennessee		3	18	27	N	Arkansas		2	3	57	N	San Jose St.		0	5	101	N	Purdue	0	8
11	N	Nebraska		0	7	31	A	Arizona		3	6	57	N	San Jose St.		0	1	106	A	BYU	0	8
												68	H	Utah		2	14	106	A	BYU	0	8
												68	H	Utah		6	11	109	N	Nevada	5	6
												69	A	Pacific		1	2	109	N	Nevada	9	5
												91	N	Drake		2	7	128	H	Boise St.	1	12
																		128	H	Boise St.	3	5
																		129	N	Utah Valley	0	3
																		147	N	Texas-Arlington	0	1
																		152	A	Portland St.	5	4
																		152	A	Portland St.	0	5
																		152	A	Portland St.	4	5
																		152	N	Portland St.	0	4
																		152	N	Portland St.	0	8
																		174	N	Fairfield	1	5
																		184	A	Idaho St.	5	1
																		184	H	Idaho St.	5	15
																		184	H	Idaho St.	6	4
																		184	H	Idaho St.	8	7
																		202	H	Sacramento St.	3	1
																		202	H	Sacramento St.	6	5
																		202	H	Sacramento St.	0	8
																		202	N	Sacramento St.	5	4
																		205	N	Seattle	4	6
																		211	A	UC Riverside	1	9
																		211	A	UC Riverside	1	2
																		216	N	Miami (OH)	10	2
				LAST 10 GAMES																		
						152	N	Portland St.		0	4	106	A	BYU		0	8	202	N	Sacramento St.	5	4
						184	A	Idaho St.		5	1	237	H	Northern Colo.		4	6	205	N	Seattle	4	6
						202	N	Sacramento St.		5	4	237	H	Northern Colo.		6	7	211	A	UC Riverside	1	9
						152	N	Portland St.		0	8	237	H	Northern Colo.		13	11	211	A	UC Riverside	1	2
						106	A	BYU		0	8	68	H	Utah		2	14	216	N	Miami (OH)	10	2

Non-Div. I Games: Dixie St. 6 17 Dixie St. 3 4

Southern Utah

Southern Utah

Average RPI Win: 177		WON-LOST	WINNING	LAST 10	STRENGTH OF		OPP. STRENGTH	TEAM	ADJ	CONF.	ADJ CONF.
Average RPI Loss: 129		RECORD	PCT. RANK	GAMES	SCHEDULE		OF SCHEDULE	RPI	RPI	RPI	RPI
DIV. I ONLY		16-34-0	.32	247	212		135	244	.43205	232	15
DIV. I NON-CONF.		11-15-0	.42308	183	238		164	214	.44967	213	13
TOTALS		RPI 1-25	RPI 26-50		W-L RECORDS		RPI 51-100		RPI 101-150		RPI 150+
16-34-0	0-0-0	0-6-0		OVERALL		4-7-0		0-6-0		12-15-0	
4-9-0	0-0-0	0-2-0		HOME		0-3-0		0-0-0		4-4-0	
3-18-0	0-0-0	0-3-0		AWAY		2-3-0		0-5-0		1-7-0	
9-7-0	0-0-0	0-1-0		NEUTRAL		2-1-0		0-1-0		7-4-0	
11-15-0	0-0-0	0-3-0		NON-CONFERENCE		3-2-0		0-3-0		8-7-0	
1-1-0	0-0-0	0-0-0		HOME		0-0-0		0-0-0		1-1-0	
1-7-0	0-0-0	0-0-		AWAY		1-1-0		0-2-0		0-2-0	
9-7-0	0-0-0	0-1-0		NEUTRAL		2-1-0		0-1-0		7-4-0	
5-19-0	0-0-0	0-3-0		CONFERENCE		1-5-0		0-3-0		4-8-0	
3-8-0	0-0-0	0-2-0		HOME		0-3-0		0-0-0		3-3-0	
2-11-0	0-0-0	0-1-0		AWAY		1-2-0		0-3-0		1-5-0	
0-0-0	0-0-0	0-0-0		NEUTRAL		0-0-0		0-0-0		0-0-0	
RPI S	Opponent	Score	RPI S	Opponent	Score	RPI S	Opponent	Score	RPI S	Opponent	Score
			28 A	Georgia	1 9	62 N	North Dakota St.	10 7	103 A	Iowa St.	2 7
			30 A	Tulsa	1 8	62 N	North Dakota St.	2 4	119 A	UNI	1 4
			47 A	Illinois St.	4 12	66 A	Auburn	1 7	119 A	UNI	4 9
			47 H	Illinois St.	3 5	69 A	Illinois	6 5	119 A	UNI	1 8
			47 H	Illinois St.	1 6	87 H	Creighton	1 3	136 N	Chattanooga	2 9
			50 N	Kansas	0 8	87 H	Creighton	5 16	150 A	Indiana	0 7
						87 H	Creighton	1 9	161 A	Bradley	3 5
						89 N	IPFW	9 0	161 A	Bradley	2 3
						91 A	Drake	1 13	161 A	Bradley	0 2
						91 A	Drake	4 3	170 H	Evansville	4 2
						91 A	Drake	1 9	170 H	Evansville	8 4
									170 H	Evansville	0 2
									176 N	Memphis	1 2
									177 N	Nicholls St.	0 3
									183 H	Missouri St.	9 7
									183 H	Missouri St.	2 4
									183 H	Missouri St.	5 9
									188 A	Wichita St.	3 6
									188 A	Wichita St.	4 2
									188 A	Wichita St.	3 4
									190 N	UMKC	3 5
									191 N	Bryant	10 2
									203 N	Radford	2 3
									203 N	Radford	9 8
									218 N	Wright St.	3 1
									223 H	IUPUI	6 17
									223 H	IUPUI	7 0
LAST 10 GAMES			170 H	Evansville	4 2	119 A	UNI	1 8	203 N	Radford	2 3
			170 H	Evansville	0 2	119 A	UNI	4 9	203 N	Radford	9 8
			170 H	Evansville	8 4	119 A	UNI	1 4	218 N	Wright St.	3 1
			47 H	Illinois St.	3 5	47 A	Illinois St.	4 12	223 H	IUPUI	6 17
			47 H	Illinois St.	1 6	87 H	Creighton	1 9	223 H	IUPUI	7 0

Non-Div. I Games:

Indiana St.

Indianast.

Indianast.

Indiana St.



Average RPI Win:	242	WON-LOST RECORD	WINNING PCT. RANK	LAST 10 GAMES	STRENGTH OF SCHEDULE	OPP. STRENGTH OF SCHEDULE	TEAM RPI	ADJ RPI	CONF. RPI	ADJ CONF. RPI		
DIV. I ONLY		24-30-0	.44444	178	3-7-0	255	256	233	.43173	233	23	23
DIV. I NON-CONF.		19-15-0	.55882	102	2-2-0	267	280	204	.44998	211	23	23
<hr/>												
TOTALS	RPI 1-25	RPI 26-50		W-L RECORDS		RPI 51-100		RPI 101-150		RPI 150+		
24-30-0	0-0-0	0-0-0		OVERALL		0-5-0		1-7-0		23-18-0		
8-11-0	0-0-0	0-0-0		HOME		0-2-0		0-1-0		8-8-0		
10-13-0	0-0-0	0-0-0		AWAY		0-1-0		0-4-0		10-7-0		
6-6-0	0-0-0	0-0-0		NEUTRAL		0-1-0		1-2-0		5-3-0		
19-15-0	0-0-0	0-0-0		NON-CONFERENCE		0-1-0		1-5-0		18-9-0		
5-4-0	0-0-0	0-0-0		HOME		0-0-0		0-1-0		5-3-0		
8-5-0	0-0-0	0-0-		AWAY		0-0-0		0-2-0		8-3-0		
6-6-0	0-0-0	0-0-0		NEUTRAL		0-1-0		1-2-0		5-3-0		
5-15-0	0-0-0	0-0-0		CONFERENCE		0-4-0		0-2-0		5-9-0		
3-7-0	0-0-0	0-0-0		HOME		0-2-0		0-0-0		3-5-0		
2-8-0	0-0-0	0-0-0		AWAY		0-2-0		0-2-0		2-4-0		
0-0-0	0-0-0	0-0-0		NEUTRAL		0-0-0		0-0-0		0-0-0		
RPI	S	Opponent	Score	RPI	S	Opponent	Score	RPI	S	Opponent	Score	
						83 N UT Martin	0 1	110 N Penn		1 5		
						95 A Central Conn. St.	0 4	111 A Robert Morris		1 9		
						95 A Central Conn. St.	0 5	111 A Robert Morris		1 9		
						96 H Monmouth	1 6	124 H Connecticut		0 1		
						96 H Monmouth	0 1	125 A Stony Brook		0 11		
								125 A Stony Brook		2 3		
								145 N South Dakota		0 12		
								145 N South Dakota		12 5		
								169 A Charlotte		2 5		
								169 A Charlotte		0 3		
								174 A Fairfield		0 4		
								174 H Fairfield		6 14		
								180 A Fairleigh Dickinson		2 8		
								180 A Fairleigh Dickinson		3 1		
								181 H LIU Brooklyn		5 4		
								181 H LIU Brooklyn		2 3		
								186 H Boston U.		0 8		
								191 A Bryant		3 4		
								191 A Bryant		2 3		
								192 H Dartmouth		6 3		
								192 H Dartmouth		7 6		
								199 N Akron		3 1		
								212 N Western Caro.		2 0		
								220 H Quinnipiac		0 6		
								220 H Quinnipiac		3 4		
								239 A Hartford		5 4		
								239 A Hartford		7 6		
LAST 10 GAMES												
						111 A Robert Morris	1 9	252 H Manhattan	4 6			
						111 A Robert Morris	1 9	250 H Mt. St. Mary's	2 3			
						246 A Saint Francis (PA)	10 3	250 H Mt. St. Mary's	1 2			
						246 A Saint Francis (PA)	2 4	174 A Fairfield	0 4			
						252 H Manhattan	2 1	239 A Hartford	7 6			

Non-Div. I Games:

Sacred Heart

Sacred Heart

UTEP		Through Games Of June 4, 2013 (FINAL)													
Average RPI Win:	202	WON-LOST	WINNING	LAST 10		STRENGTH OF	OPP. STRENGTH	TEAM	ADJ	CONF.	ADJ CONF.				
Average RPI Loss:	121	RECORD	PCT. RANK	GAMES		SCHEDULE	OF SCHEDULE	RPI	RPI	RPI	RPI				
DIV. I ONLY		12-35-0	.25532	264	1-9-0	117	175	236	.43151	234	10	9			
DIV. I NON-CONF.		10-14-0	.41667	187	0-2-0	179	269	207	.45098	209	7	7			
<hr/>															
TOTALS		RPI 1-25	RPI 26-50		W-L RECORDS		RPI 51-100		RPI 101-150		RPI 150+				
12-35-0		0-0-0	0-9-0		OVERALL		1-7-0		2-9-0		9-10-0				
3-15-0		0-0-0	0-6-0		HOME		0-1-0		1-4-0		2-4-0				
5-14-0		0-0-0	0-3-0		AWAY		1-6-0		1-3-0		3-2-0				
4-6-0		0-0-0	0-0-0		NEUTRAL		0-0-0		0-2-0		4-4-0				
<hr/>															
10-14-0		0-0-0	0-0-0		NON-CONFERENCE		0-2-0		2-6-0		8-6-0				
3-3-0		0-0-0	0-0-0		HOME		0-1-0		1-1-0		2-1-0				
3-5-0		0-0-0	0-0-		AWAY		0-1-0		1-3-0		2-1-0				
4-6-0		0-0-0	0-0-0		NEUTRAL		0-0-0		0-2-0		4-4-0				
<hr/>															
2-21-0		0-0-0	0-9-0		CONFERENCE		1-5-0		0-3-0		1-4-0				
0-12-0		0-0-0	0-6-0		HOME		0-0-0		0-3-0		0-3-0				
2-9-0		0-0-0	0-3-0		AWAY		1-5-0		0-0-0		1-1-0				
0-0-0		0-0-0	0-0-0		NEUTRAL		0-0-0		0-0-0		0-0-0				
<hr/>															
RPI	S	Opponent	Score	RPI	S	Opponent	Score	RPI	S	Opponent	Score	RPI	S	Opponent	Score
				29	A	UAB	2 7	80	A	UCF	0 8	116	A	Fresno St.	2 10
				29	A	UAB	1 4	80	A	UCF	2 4	117	N	UC Davis	3 5
				29	A	UAB	1 5	80	A	UCF	2 3	142	A	Southeastern La.	4 3
				30	H	Tulsa	0 5	84	A	New Mexico St.	1 7	143	A	New Mexico	2 4
				30	H	Tulsa	0 8	84	H	New Mexico St.	4 5	143	A	New Mexico	5 6
				30	H	Tulsa	1 11	86	A	Marshall	3 8	144	H	East Carolina	0 9
				36	H	Houston	1 10	86	A	Marshall	6 4	144	H	East Carolina	4 9
				36	H	Houston	2 17	86	A	Marshall	2 4	144	H	East Carolina	0 8
				36	H	Houston	7 10					145	H	South Dakota	3 2
												145	H	South Dakota	3 5
												145	N	South Dakota	1 6
												176	H	Memphis	1 5
												176	H	Memphis	5 6
												176	H	Memphis	2 4
												179	A	Southern Miss.	3 4
												179	A	Southern Miss.	10 4
												202	N	Sacramento St.	2 3
												211	N	UC Riverside	9 1
												211	N	UC Riverside	5 3
												224	A	Belmont	11 5
												230	A	Jackson St.	2 3
												230	A	Jackson St.	11 7
												238	N	Cleveland St.	4 7
												242	N	Mississippi Val.	12 9
												242	N	Mississippi Val.	1 6
												251	N	South Dakota St.	13 5
												253	H	Siena	4 5
<hr/>															
				LAST 10 GAMES											
				86	A	Marshall	3 8	30	H	Tulsa	0 5	238	N	Cleveland St.	4 7
				86	A	Marshall	6 4	143	A	New Mexico	5 6	242	N	Mississippi Val.	12 9
				86	A	Marshall	2 4	143	A	New Mexico	2 4	242	N	Mississippi Val.	1 6
				30	H	Tulsa	0 8	29	A	UAB	1 4	251	N	South Dakota St.	13 5
				30	H	Tulsa	1 11	29	A	UAB	2 7	253	H	Siena	4 5

Non-Div. I Games: LSU-Alexandria 5 4

UTEP

RPI	S	Opponent	Score	
253	H	Siena	3	1
253	H	Siena	11	1
254	N	Texas Southern	1	4

UTEP

U  
T  
E  
P

U  
T  
E  
P

[illegible]

**Non-Div. I Games:**

Southeast Mo. St.

RPI	S	Opponent	Score	
230	A	Jackson St.	0	1
232	H	Indiana St.	9	4
232	H	Indiana St.	5	4
242	N	Mississippi Val.	3	2
244	A	Tennessee St.	4	0
276	N	Detroit	10	7
287	N	Grambling	6	3

Southeast Mo. St.

S  
o  
u  
t  
h  
e  
a  
s  
t  
M  
o  
.  
S  
t  
.

S  
o  
u  
t  
h  
e  
a  
s  
t  
M  
o  
.  
S  
t  
.

Average RPI Win:	217	WON-LOST	WINNING	LAST 10	STRENGTH OF	OPP. STRENGTH	TEAM	ADJ	CONF.	ADJ CONF.	
Average RPI Loss:	175	RECORD	PCT. RANK	GAMES	SCHEDULE	OF SCHEDULE	RPI	RPI	RPI	RPI	
DIV. I ONLY	19-27-0	.41304	188	5-5-0	246	245	241	.43055	236	26	25
DIV. I NON-CONF.	7-13-0	.35	212	1-1-0	234	261	244	.42132	245	24	25
TOTALS	RPI 1-25	RPI 26-50	W-L RECORDS	RPI 51-100	RPI 101-150	RPI 150+					
19-27-0	0-0-0	0-0-0	OVERALL	0-3-0	2-6-0	17-18-0					
7-7-0	0-0-0	0-0-0	HOME	0-0-0	1-2-0	6-5-0					
6-7-0	0-0-0	0-0-0	AWAY	0-0-0	0-0-0	6-0-0					
6-13-0	0-0-0	0-0-0	NEUTRAL	0-3-0	1-4-0	5-6-0					
7-13-0	0-0-0	0-0-0	NON-CONFERENCE	0-3-0	0-4-0	7-6-0					
1-1-0	0-0-0	0-0-0	HOME	0-0-0	0-0-0	1-1-0					
3-1-0	0-0-0	0-0-	AWAY	0-0-0	0-0-0	3-1-0					
3-11-0	0-0-0	0-0-0	NEUTRAL	0-3-0	0-4-0	3-4-0					
12-14-0	0-0-0	0-0-0	CONFERENCE	0-0-0	2-2-0	10-12-0					
6-6-0	0-0-0	0-0-0	HOME	0-0-0	1-2-0	5-4-0					
3-6-0	0-0-0	0-0-0	AWAY	0-0-0	0-0-0	3-6-0					
3-2-0	0-0-0	0-0-0	NEUTRAL	0-0-0	1-0-0	2-2-0					
RPI S	Opponent	Score	RPI S	Opponent	Score	RPI S	Opponent	Score	RPI S	Opponent	Score
						64 N	Saint Joseph's	2 6	113 N	Campbell	7 9
						79 N	Fordham	0 7	129 N	Utah Valley	3 8
						87 N	Creighton	2 6	133 N	Jacksonville St.	3 8
									139 H	Loyola Chicago	0 6
									139 H	Loyola Chicago	6 0
									139 H	Loyola Chicago	5 8
									139 N	Loyola Chicago	2 0
									140 N	Bowling Green	0 1
									155 N	Temple	1 7
									156 A	Ill.-Chicago	2 3
									156 A	Ill.-Chicago	1 5
									156 A	Ill.-Chicago	6 5
									173 N	Army	3 10
									178 A	Valparaiso	5 6
									178 A	Valparaiso	3 2
									178 A	Valparaiso	0 3
									178 N	Valparaiso	1 2
									178 N	Valparaiso	9 11
									178 N	Valparaiso	9 1
									180 N	Fairleigh Dickinson	5 1
									186 N	Boston U.	4 6
									196 A	Eastern Mich.	13 3
									196 A	Eastern Mich.	3 5
									215 H	Green Bay	4 2
									215 H	Green Bay	1 2
									215 H	Green Bay	7 6
									218 A	Wright St.	0 3

Non-Div. I Games:

Youngstown St.

RPI	S	Opponent	Score	
218	A	Wright St.	3	4
218	A	Wright St.	7	2
218	N	Wright St.	1	0
238	H	Cleveland St.	4	5
238	H	Cleveland St.	6	11
238	H	Cleveland St.	2	1
246	A	Saint Francis (PA)	5	3
246	A	Saint Francis (PA)	8	5
268	N	Maine	10	4
269	N	Wagner	10	2
270	H	St. Bonaventure	4	7
270	H	St. Bonaventure	7	1
276	H	Detroit	2	4
276	H	Detroit	8	0
276	H	Detroit	5	0
288	N	Saint Peter's	5	6

Youngstown St.

Y  
o  
u  
n  
g  
s  
t  
o  
w  
n  
s  
t  
.

Y  
o  
u  
n  
g  
s  
t  
o  
w  
n  
s  
t  
.



[illegible]

<b>Non-Div. I Games:</b>	<b>Black Hills St.</b>	<b>20</b>	<b>12</b>
--------------------------	------------------------	-----------	-----------

Northern Colo.

RPI	S	Opponent	Score	
262	H	North Dakota	5	2
262	H	North Dakota	4	6
266	H	Weber St.	1	2
266	H	Weber St.	5	2
266	H	Weber St.	1	6

Northern Colo.

N  
o  
r  
t  
h  
e  
r  
n  
C  
o  
l  
o  
.

N  
o  
r  
t  
h  
e  
r  
n  
C  
o  
l  
o  
.

Average RPI Win:	211	WON-LOST RECORD	WINNING PCT. RANK	LAST 10 GAMES	STRENGTH OF SCHEDULE	OPP. STRENGTH OF SCHEDULE	TEAM RPI	ADJ RPI	CONF. RPI	ADJ CONF. RPI	
Average RPI Loss:	183										
DIV. I ONLY		22-27-0	.44898 170	4-6-0	262	238	232	.42977 238	26	25	
DIV. I NON-CONF.		11-16-0	.40741 193	2-1-0	246	249	235	.42664 239	24	25	
<hr/>											
TOTALS	RPI 1-25	RPI 26-50		W-L RECORDS		RPI 51-100		RPI 101-150		RPI 150+	
22-27-0	0-0-0	0-0-0		OVERALL		0-2-0		5-5-0		17-20-0	
10-7-0	0-0-0	0-0-0		HOME		0-0-0		2-2-0		8-5-0	
6-13-0	0-0-0	0-0-0		AWAY		0-2-0		1-2-0		5-9-0	
6-7-0	0-0-0	0-0-0		NEUTRAL		0-0-0		2-1-0		4-6-0	
<hr/>											
11-16-0	0-0-0	0-0-0		NON-CONFERENCE		0-2-0		3-3-0		8-11-0	
4-3-0	0-0-0	0-0-0		HOME		0-0-0		1-0-0		3-3-0	
2-8-0	0-0-0	0-0-		AWAY		0-2-0		1-2-0		1-4-0	
5-5-0	0-0-0	0-0-0		NEUTRAL		0-0-0		1-1-0		4-4-0	
<hr/>											
11-11-0	0-0-0	0-0-0		CONFERENCE		0-0-0		2-2-0		9-9-0	
6-4-0	0-0-0	0-0-0		HOME		0-0-0		1-2-0		5-2-0	
4-5-0	0-0-0	0-0-0		AWAY		0-0-0		0-0-0		4-5-0	
1-2-0	0-0-0	0-0-0		NEUTRAL		0-0-0		1-0-0		0-2-0	
<hr/>											
RPI S	Opponent	Score	RPI S	Opponent	Score	RPI S	Opponent	Score	RPI S	Opponent	Score
						53 A	Oklahoma St.	1 10	111 H	Robert Morris	4 3
						53 A	Oklahoma St.	2 4	119 N	UNI	5 4
									119 N	UNI	2 6
									121 A	Kent St.	6 3
									121 A	Kent St.	4 5
									139 H	Loyola Chicago	4 5
									139 H	Loyola Chicago	2 1
									139 H	Loyola Chicago	0 3
									139 N	Loyola Chicago	5 4
									144 A	East Carolina	2 5
									153 N	Towson	2 9
									153 N	Towson	2 7
									156 A	Ill.-Chicago	7 4
									156 A	Ill.-Chicago	4 9
									156 A	Ill.-Chicago	0 7
									178 H	Valparaiso	4 1
									178 H	Valparaiso	2 3
									178 N	Valparaiso	3 4
									185 N	Ohio	1 3
									199 H	Akron	4 5
			199 H	Akron	2 3						
			LAST 10 GAMES			215 H	Green Bay	9 1			
			178 N	Valparaiso	3 4	215 A	Ill.-Chicago	7 4	215 H	Green Bay	3 7
			139 N	Loyola Chicago	5 4	111 H	Robert Morris	4 3	218 A	Wright St.	5 6
			218 N	Wright St.	3 4	121 A	Kent St.	6 3	218 A	Wright St.	2 1
			156 A	Ill.-Chicago	4 9	121 A	Kent St.	4 5	218 A	Wright St.	3 6
			156 A	Ill.-Chicago	0 7	178 H	Valparaiso	2 3	218 N	Wright St.	3 4

**Non-Div. I Games:**

Cleveland St.

RPI	S	Opponent	Score	
230	A	Jackson St.	1	2
230	A	Jackson St.	8	6
230	A	Jackson St.	4	5
234	N	UTEP	7	4
236	A	Youngstown St.	1	2
236	A	Youngstown St.	5	4
236	A	Youngstown St.	11	6
242	N	Mississippi Val.	5	3
242	N	Mississippi Val.	2	1
246	A	Saint Francis (PA)	1	6
246	A	Saint Francis (PA)	3	4
247	H	Bucknell	6	2
247	H	Bucknell	3	0
255	H	Canisius	7	4
259	N	Santa Clara	7	1
270	H	St. Bonaventure	2	7
276	H	Detroit	10	2
276	H	Detroit	8	7
276	H	Detroit	9	0
277	N	Rider	2	3

Cleveland St.

Cleveland St.

Cleveland St.

Average RPI Win:	224	WON-LOST RECORD	WINNING PCT. RANK	LAST 10 GAMES	STRENGTH OF SCHEDULE	OPP. STRENGTH OF SCHEDULE	TEAM RPI	ADJ RPI	CONF. RPI	ADJ CONF. RPI	
DIV. I ONLY		21-34-0	.38182 207	5-5-0	199	259	228	.42938 239	24	24	
DIV. I NON-CONF.		11-24-0	.31429 230	0-2-0	209	267	250	.41074 253	26	26	
<hr/>											
TOTALS	RPI 1-25	RPI 26-50		W-L RECORDS		RPI 51-100		RPI 101-150		RPI 150+	
21-34-0	0-0-0	0-0-0		OVERALL		1-6-0		3-11-0		17-17-0	
5-6-0	0-0-0	0-0-0		HOME		0-0-0		1-3-0		4-3-0	
11-18-0	0-0-0	0-0-0		AWAY		1-6-0		0-4-0		10-8-0	
5-10-0	0-0-0	0-0-0		NEUTRAL		0-0-0		2-4-0		3-6-0	
11-24-0	0-0-0	0-0-0		NON-CONFERENCE		1-3-0		0-6-0		10-15-0	
2-3-0	0-0-0	0-0-0		HOME		0-0-0		0-1-0		2-2-0	
6-13-0	0-0-0	0-0-		AWAY		1-3-0		0-3-0		5-7-0	
3-8-0	0-0-0	0-0-0		NEUTRAL		0-0-0		0-2-0		3-6-0	
10-10-0	0-0-0	0-0-0		CONFERENCE		0-3-0		3-5-0		7-2-0	
3-3-0	0-0-0	0-0-0		HOME		0-0-0		1-2-0		2-1-0	
5-5-0	0-0-0	0-0-0		AWAY		0-3-0		0-1-0		5-1-0	
2-2-0	0-0-0	0-0-0		NEUTRAL		0-0-0		2-2-0		0-0-0	
RPI S	Opponent	Score	RPI S	Opponent	Score	RPI S	Opponent	Score	RPI S	Opponent	Score
						82 A	FIU	2 6	104 N	UNC Greensboro	1 3
						82 A	FIU	6 7	115 A	Delaware	0 1
						95 A	Central Conn. St.	6 4	124 H	Connecticut	0 3
						95 A	Central Conn. St.	2 6	125 N	Stony Brook	0 2
						98 A	Albany (NY)	4 9	125 N	Stony Brook	3 6
						98 A	Albany (NY)	0 1	125 N	Stony Brook	1 0
						98 A	Albany (NY)	1 2	125 N	Stony Brook	2 1
									131 N	Furman	0 4
									138 A	Binghamton	1 7
									138 H	Binghamton	0 3
									138 H	Binghamton	1 6
									138 H	Binghamton	5 3
									141 A	Rutgers	0 5
									141 A	Rutgers	0 7
									158 N	Villanova	3 6
									159 N	Mercer	1 9
									164 N	Dayton	5 13
									172 A	Massachusetts	0 8
									174 A	Fairfield	1 6
									174 A	Fairfield	4 0
									186 H	Boston U.	5 4
									186 H	Boston U.	5 3
									186 H	Boston U.	1 4
						125 N	Stony Brook	3 6	195 A	Marist	1 12
						138 A	Binghamton	1 7	195 A	Marist	2 5
						268 A	Maine	4 3	195 A	Marist	2 5
						268 A	Maine	4 0	209 A	Boston College	2 10
						268 A	Maine	0 4	221 N	Norfolk St.	3 5

**Non-Div. I Games:**

Hartford

RPI	S	Opponent	Score	
221	N	Norfolk St.	3	2
233	H	Sacred Heart	6	7
233	H	Sacred Heart	4	5
246	N	Saint Francis (PA)	0	2
249	N	Savannah St.	7	8
249	N	Savannah St.	13	0
252	A	Manhattan	1	0
252	A	Manhattan	2	12
253	A	Siena	9	1
253	A	Siena	5	3
258	H	Iona	12	11
258	H	Iona	6	4
265	N	Rhode Island	6	5
268	A	Maine	0	4
268	A	Maine	4	0
268	A	Maine	4	3
277	A	Rider	4	12
277	A	Rider	10	0
282	A	UMBC	6	0
282	A	UMBC	2	1
282	A	UMBC	2	0

Hartford

H  
a  
r  
t  
f  
o  
r  
d

H  
a  
r  
t  
f  
o  
r  
d

Average RPI Win:		234	WON-LOST RECORD		WINNING PCT. RANK	LAST 10 GAMES		STRENGTH OF SCHEDULE		OPP. STRENGTH OF SCHEDULE	TEAM RPI	ADJ RPI	CONF. RPI	ADJ CONF. RPI					
Average RPI Loss:		145																	
DIV. I ONLY			20-32-0		.38462	205	6-4-0		250		229	247	.42805	240	31	31			
DIV. I NON-CONF.			9-26-0		.25714	250	1-0-0		154		141	237	.43274	233	31	31			
TOTALS		RPI 1-25		RPI 26-50		W-L RECORDS		RPI 51-100		RPI 101-150		RPI 150+							
20-32-0		0-2-0		1-1-0		OVERALL		1-9-0		0-5-0		18-15-0							
7-5-0		0-0-0		0-1-0		HOME		0-1-0		0-0-0		7-3-0							
8-9-0		0-2-0		0-0-0		AWAY		1-3-0		0-1-0		7-3-0							
5-18-0		0-0-0		1-0-0		NEUTRAL		0-5-0		0-4-0		4-9-0							
9-26-0		0-2-0		1-1-0		NON-CONFERENCE		1-9-0		0-5-0		7-9-0							
3-3-0		0-0-0		0-1-0		HOME		0-1-0		0-0-0		3-1-0							
2-7-0		0-2-0		0-0-		AWAY		1-3-0		0-1-0		1-1-0							
4-16-0		0-0-0		1-0-0		NEUTRAL		0-5-0		0-4-0		3-7-0							
11-6-0		0-0-0		0-0-0		CONFERENCE		0-0-0		0-0-0		11-6-0							
4-2-0		0-0-0		0-0-0		HOME		0-0-0		0-0-0		4-2-0							
6-2-0		0-0-0		0-0-0		AWAY		0-0-0		0-0-0		6-2-0							
1-2-0		0-0-0		0-0-0		NEUTRAL		0-0-0		0-0-0		1-2-0							
RPI	S	Opponent		Score		RPI	S	Opponent		Score		RPI	S	Opponent		Score			
3	A	Florida		2	20	32	H	Minnesota		0	10	52	A	North Florida		7	4		
16	A	Florida St.		0	4	37	N	South Carolina		5	4	52	N	North Florida		0	6		
												65	N	Ball St.		0	9		
												72	H	Jacksonville		4	6		
												72	N	Jacksonville		1	4		
												72	N	Jacksonville		2	5		
												80	A	UCF		1	3		
												80	A	UCF		1	9		
												85	A	Stetson		0	11		
												91	N	Drake		0	1		
												111	N	Robert Morris		1	4		
												123	A	Fla. Atlantic		0	6		
												125	N	Stony Brook		1	6		
												141	N	Rutgers		0	8		
												147	N	Texas-Arlington		0	1		
												159	A	Mercer		1	9		
												159	A	Mercer		7	4		
												163	N	La.-Monroe		6	8		
												181	N	LIU Brooklyn		5	3		
												186	N	Boston U.		0	8		
												189	N	Hampton		3	4		
												192	N	Dartmouth		2	6		
												196	N	Eastern Mich.		2	6		
												214	N	Presbyterian		0	8		
												219	N	Buffalo		1	2		
												221	N	Norfolk St.		7	8		
												243	A	Bethune-Cookman		7	5		
												243	A	Bethune-Cookman		3	12		
												243	A	Bethune-Cookman		12	4		
												244	H	Tennessee St.		2	4		
												249	H	Savannah St.		14	6		
												249	H	Savannah St.		2	4		
												249	H	Savannah St.		6	0		
												250	N	Mt. St. Mary's		4	3		
												250	N	Mt. St. Mary's		1	3		
												256	N	Colgate		4	2		
												261	H	Alabama St.		3	2		
												261	H	Alabama St.		3	2		
LAST 10 GAMES				221 N Norfolk St.				7	8	243 A Bethune-Cookman				3	12	249 H Savannah St.			
				274 N Delaware St.				8	6	291 A South Carolina St.				4	0	250 N Mt. St. Mary's			
				189 N Hampton				3	4	291 A South Carolina St.				3	0	250 N Mt. St. Mary's			
				243 A Bethune-Cookman				12	4	261 H Alabama St.				3	2	256 N Colgate			
				243 A Bethune-Cookman				7	5	281 H N.C. Central				4	6	261 H Alabama St.			

Non-Div. I Games:

Florida A&amp;M

RPI	S	Opponent	Score	
264	H	Oakland	5	4
264	H	Oakland	4	0
274	N	Delaware St.	8	6
279	A	N.C. A&T	5	0
279	A	N.C. A&T	4	9
279	A	N.C. A&T	9	6
281	H	N.C. Central	4	6
281	H	N.C. Central	8	1
281	H	N.C. Central	8	2
291	A	South Carolina St.	3	0
291	A	South Carolina St.	4	0

Florida A&M

F  
l  
o  
r  
i  
d  
a  
A  
&  
M

F  
l  
o  
r  
i  
d  
a  
A  
&  
M



## UNC Wilmington

Through Games Of June 4, 2013 (FINAL)

Average RPI Win:		235	WON-LOST RECORD		WINNING PCT. RANK		LAST 10 GAMES		STRENGTH OF SCHEDULE		OPP. STRENGTH OF SCHEDULE		TEAM RPI		ADJ RPI		CONF. RPI		ADJ CONF. RPI				
Average RPI Loss:		119																					
DIV. I ONLY			16-37-0		.30189	250	3-7-0		178		168		237		.4279	241	12		12				
DIV. I NON-CONF.			13-20-0		.39394	199	2-2-0		226		229		228		.43313	231	12		13				
TOTALS		RPI 1-25		RPI 26-50		W-L RECORDS		RPI 51-100		RPI 101-150		RPI 150+											
16-37-0		0-6-0		0-5-0		OVERALL		1-3-0		1-9-0		14-14-0											
8-18-0		0-2-0		0-5-0		HOME		0-1-0		0-3-0		8-7-0											
5-13-0		0-2-0		0-0-0		AWAY		1-2-0		1-6-0		3-3-0											
3-6-0		0-2-0		0-0-0		NEUTRAL		0-0-0		0-0-0		3-4-0											
13-20-0		0-4-0		0-2-0		NON-CONFERENCE		0-1-0		1-6-0		12-7-0											
7-8-0		0-0-0		0-2-0		HOME		0-1-0		0-3-0		7-2-0											
3-6-0		0-2-0		0-0-		AWAY		0-0-0		1-3-0		2-1-0											
3-6-0		0-2-0		0-0-0		NEUTRAL		0-0-0		0-0-0		3-4-0											
3-17-0		0-2-0		0-3-0		CONFERENCE		1-2-0		0-3-0		2-7-0											
1-10-0		0-2-0		0-3-0		HOME		0-0-0		0-0-0		1-5-0											
2-7-0		0-0-0		0-0-0		AWAY		1-2-0		0-3-0		1-2-0											
0-0-0		0-0-0		0-0-0		NEUTRAL		0-0-0		0-0-0		0-0-0											
RPI	S	Opponent		Score		RPI	S	Opponent		Score		RPI	S	Opponent		Score		RPI	S	Opponent		Score	
3	A	Florida		0	10	41	H	James Madison		2	11	51	A	Georgia St.		4	2	102	A	Coastal Caro.		3	4
3	A	Florida		1	9	41	H	James Madison		1	12	51	A	Georgia St.		0	1	102	A	Coastal Caro.		5	6
4	N	Tennessee		1	9	41	H	James Madison		1	6	51	A	Georgia St.		2	8	104	H	UNC Greensboro		0	9
4	N	Tennessee		0	9	43	H	USC Upstate		0	6	71	H	Neb. Omaha		2	6	113	H	Campbell		3	9
19	H	Hofstra		4	8	43	H	USC Upstate		3	4							113	H	Campbell		3	5
19	H	Hofstra		0	11													115	A	Delaware		2	6
																		115	A	Delaware		1	6
																		115	A	Delaware		1	2
																		144	A	East Carolina		2	3
																		144	A	East Carolina		5	3
																		153	H	Towson		7	12
																		153	H	Towson		4	8
																		153	H	Towson		3	9
																		178	N	Valparaiso		1	16
																		212	N	Western Caro.		1	4
																		213	N	Liberty		3	1
																		214	N	Presbyterian		7	3
																		214	N	Presbyterian		4	5
																		217	A	George Mason		5	6
																		217	A	George Mason		1	2
																		217	A	George Mason		8	2
								LAST 10 GAMES										225	H	Drexel		1	4
								115 A Delaware		1	2	225	H	Drexel		2	6	225	H	Drexel		2	6
								115 A Delaware		2	6	281	H	N.C. Central		9	0	225	H	Drexel		3	1
								115 A Delaware		1	6	281	H	N.C. Central		5	1	227	A	Charleston So.		4	5
								225 H Drexel		3	1	113	H	Campbell		3	9	227	N	Charleston So.		6	5
								225 H Drexel		1	4	113	H	Campbell		3	5	229	H	Gardner-Webb		2	4

Non-Div. I Games:

UNC Wilmington

RPI	S	Opponent	Score	
249	N	Savannah St.	10	13
258	H	Iona	3	2
258	H	Iona	2	1
276	H	Detroit	4	10
276	H	Detroit	8	0
279	A	N.C. A&T	14	3
279	A	N.C. A&T	12	0
281	H	N.C. Central	9	0
281	H	N.C. Central	5	1
282	H	UMBC	3	1
282	H	UMBC	14	4

UNC Wilmington

U  
N  
C  
W  
i  
l  
m  
i  
n  
g  
t  
o  
n

U  
N  
C  
W  
i  
l  
m  
i  
n  
g  
t  
o  
n

Average RPI Win: 260		WON-LOST RECORD		WINNING PCT. RANK		LAST 10 GAMES		STRENGTH OF SCHEDULE		OPP. STRENGTH OF SCHEDULE		TEAM RPI		ADJ RPI		CONF. RPI		ADJ CONF. RPI					
DIV. I ONLY		24-28-0		.46154 159		6-4-0		267		258		235		.42772 242		30		30					
DIV. I NON-CONF.		8-23-0		.25806 249		0-2-0		180		185		244		.41572 249		30		30					
TOTALS		RPI 1-25		RPI 26-50		W-L RECORDS		RPI 51-100		RPI 101-150		RPI 150+											
24-28-0		0-4-0		0-2-0		OVERALL		0-6-0		1-2-0		23-14-0											
4-1-0		0-0-0		0-0-0		HOME		0-0-0		0-0-0		4-1-0											
4-9-0		0-4-0		0-1-0		AWAY		0-1-0		0-0-0		4-3-0											
16-18-0		0-0-0		0-1-0		NEUTRAL		0-5-0		1-2-0		15-10-0											
8-23-0		0-4-0		0-2-0		NON-CONFERENCE		0-6-0		1-2-0		7-9-0											
0-1-0		0-0-0		0-0-0		HOME		0-0-0		0-0-0		0-1-0											
0-7-0		0-4-0		0-0-		AWAY		0-1-0		0-0-0		0-1-0											
8-15-0		0-0-0		0-1-0		NEUTRAL		0-5-0		1-2-0		7-7-0											
16-5-0		0-0-0		0-0-0		CONFERENCE		0-0-0		0-0-0		16-5-0											
4-0-0		0-0-0		0-0-0		HOME		0-0-0		0-0-0		4-0-0											
4-2-0		0-0-0		0-0-0		AWAY		0-0-0		0-0-0		4-2-0											
8-3-0		0-0-0		0-0-0		NEUTRAL		0-0-0		0-0-0		8-3-0											
RPI	S	Opponent		Score		RPI	S	Opponent		Score		RPI	S	Opponent		Score		RPI	S	Opponent		Score	
9	A	Alabama		5	8	38	A	Mississippi St.		0	1	63	N	Northwestern St.		0	6	112	N	UC Santa Barbara		3	6
14	A	La.-Lafayette		2	13	38	N	Mississippi St.		1	2	71	N	Neb. Omaha		0	2	126	N	Saint Louis		1	5
14	A	La.-Lafayette		4	16							78	A	Ole Miss		1	2	150	N	Indiana		5	2
15	A	South Ala.		0	10							81	N	McNeese St.		2	7	175	N	Texas St.		5	7
												83	N	UT Martin		1	5	175	N	Texas St.		4	5
												91	N	Drake		0	7	176	H	Memphis		1	2
																		188	N	Wichita St.		3	1
																		189	N	Hampton		0	7
																		222	N	Middle Tenn.		11	2
																		230	A	Jackson St.		4	1
																		230	A	Jackson St.		4	0
																		230	A	Jackson St.		0	8
																		234	N	UTEP		6	1
																		234	N	UTEP		9	12
																		235	N	Southeast Mo. St.		2	3
																		238	N	Cleveland St.		1	2
																		238	N	Cleveland St.		3	5
																		244	A	Tennessee St.		4	5
																		249	N	Savannah St.		5	4
																		254	N	Texas Southern		3	5
																		254	N	Texas Southern		1	0
																		261	H	Alabama St.		10	2
																		261	N	Alabama St.		11	3
																		272	N	Ark.-Pine Bluff		3	4
																		275	A	Alcorn		8	2
																		275	A	Alcorn		1	2
																		275	A	Alcorn		9	4
Non-Div. I Games:				William Carey		1 3		Texas Col.		5 0		William Carey		4 5		Mississippi Val.							

RPI	S	Opponent	Score	
275	N	Alcorn	4	2
283	N	UMES	5	0
283	N	UMES	5	2
284	H	Alabama A&M	10	2
284	H	Alabama A&M	7	0
284	H	Alabama A&M	8	0
285	N	Prairie View	2	6
285	N	Prairie View	5	3
285	N	Prairie View	2	1
285	N	Prairie View	7	3
286	N	Southern U.	9	1
287	N	Grambling	22	2
291	N	South Carolina St.	10	0

Mississippi Val.

M  
i  
s  
s  
i  
s  
s  
i  
p  
p  
i  
V  
a  
l  
.

M  
i  
s  
s  
i  
s  
s  
i  
p  
p  
i  
V  
a  
l  
.

Average RPI Win: 237		WON-LOST RECORD		WINNING PCT. RANK		LAST 10 GAMES		STRENGTH OF SCHEDULE		OPP. STRENGTH OF SCHEDULE		TEAM RPI		ADJ RPI		CONF. RPI		ADJ CONF. RPI	
DIV. I ONLY		18-35-0		.33962 231		5-5-0		213		243		248		.42769 243		31		31	
DIV. I NON-CONF.		6-30-0		.16667 272		0-0-0		91		176		243		.42588 240		31		31	
TOTALS		RPI 1-25		RPI 26-50		W-L RECORDS		RPI 51-100		RPI 101-150		RPI 150+							
18-35-0		0-2-0		0-0-0		OVERALL		2-12-0		0-6-0		16-15-0							
9-13-0		0-0-0		0-0-0		HOME		1-3-0		0-0-0		8-10-0							
5-11-0		0-1-0		0-0-0		AWAY		0-4-0		0-4-0		5-2-0							
4-11-0		0-1-0		0-0-0		NEUTRAL		1-5-0		0-2-0		3-3-0							
6-30-0		0-2-0		0-0-0		NON-CONFERENCE		2-12-0		0-6-0		4-10-0							
2-8-0		0-0-0		0-0-0		HOME		1-3-0		0-0-0		1-5-0							
0-11-0		0-1-0		0-0-		AWAY		0-4-0		0-4-0		0-2-0							
4-11-0		0-1-0		0-0-0		NEUTRAL		1-5-0		0-2-0		3-3-0							
12-5-0		0-0-0		0-0-0		CONFERENCE		0-0-0		0-0-0		12-5-0							
7-5-0		0-0-0		0-0-0		HOME		0-0-0		0-0-0		7-5-0							
5-0-0		0-0-0		0-0-0		AWAY		0-0-0		0-0-0		5-0-0							
0-0-0		0-0-0		0-0-0		NEUTRAL		0-0-0		0-0-0		0-0-0							
RPI S	Opponent	Score		RPI S	Opponent	Score		RPI S	Opponent	Score		RPI S	Opponent	Score					
16 A	Florida St.	0	20					52 A	North Florida	2	4	103 N	Iowa St.	0	7				
18 N	Louisville	1	8					52 N	North Florida	1	3	123 A	Fla. Atlantic	0	9				
								52 N	North Florida	3	5	123 A	Fla. Atlantic	0	8				
								60 N	Ohio St.	0	11	125 N	Stony Brook	1	2				
								60 N	Ohio St.	4	3	134 A	Loyola Marymount	1	7				
								68 N	Utah	0	8	134 A	Loyola Marymount	4	5				
								72 A	Jacksonville	2	3	154 H	Providence	1	10				
								72 H	Jacksonville	0	1	154 H	Providence	6	18				
								72 N	Jacksonville	0	2	192 N	Dartmouth	4	8				
								80 H	UCF	4	5	192 N	Dartmouth	9	6				
								85 A	Stetson	3	7	192 N	Dartmouth	2	3				
								85 A	Stetson	2	3	192 N	Dartmouth	2	1				
								96 H	Monmouth	2	8	194 N	Elon	5	4				
								96 H	Monmouth	4	2	201 H	Cornell	3	7				
												201 H	Cornell	3	6				
												211 A	UC Riverside	4	12				
												211 A	UC Riverside	5	8				
												227 N	Charleston So.	6	9				
												240 H	Florida A&M	4	12				
												240 H	Florida A&M	5	7				
												240 H	Florida A&M	12	3				
												249 A	Savannah St.	11	4				
												249 A	Savannah St.	13	3				
												249 A	Savannah St.	15	10				
												249 H	Savannah St.	1	8				
												267 H	Niagara	2	5				
												267 H	Niagara	10	2				
LAST 10 GAMES																			
				274 H	Delaware St.	5	9	240 H	Florida A&M	12	3	249 A	Savannah St.	13	3				
				249 H	Savannah St.	1	8	249 A	Savannah St.	11	4	249 A	Savannah St.	15	10				
				278 H	Coppin St.	8	0	249 A	Savannah St.	13	3	249 H	Savannah St.	1	8				
				240 H	Florida A&M	4	12	249 A	Savannah St.	15	10	267 H	Niagara	2	5				
				240 H	Florida A&M	5	7	279 H	N.C. A&T	1	6	267 H	Niagara	10	2				

Non-Div. I Games:

Bethune-Cookman

RPI	S	Opponent	Score	
274	H	Delaware St.	5	9
278	H	Coppin St.	8	0
279	H	N.C. A&T	5	1
279	H	N.C. A&T	1	6
279	H	N.C. A&T	2	1
281	A	N.C. Central	9	1
281	A	N.C. Central	11	4
291	H	South Carolina St.	9	8
291	H	South Carolina St.	4	3
291	H	South Carolina St.	8	0

Bethune-Cookman

B  
e  
t  
h  
u  
n  
e  
-  
C  
o  
o  
k  
m  
a  
n

B  
e  
t  
h  
u  
n  
e  
-  
C  
o  
o  
k  
m  
a  
n

Average RPI Win: 222		WON-LOST	WINNING	LAST 10	STRENGTH OF		OPP. STRENGTH	TEAM	ADJ		CONF.	ADJ CONF.
Average RPI Loss: 130		RECORD	PCT. RANK	GAMES	SCHEDULE		OF SCHEDULE	RPI	RPI		RPI	RPI
DIV. I ONLY		14-35-0	.28571	256	3-7-0		159	219	245		.42569	244
DIV. I NON-CONF.		9-17-0	.34615	214	0-0-0		212	250	241		.42567	241
TOTALS		RPI 1-25	RPI 26-50		W-L RECORDS		RPI 51-100		RPI 101-150		RPI 150+	
14-35-0		0-3-0	0-1-0		OVERALL		1-11-0		1-8-0		12-12-0	
7-14-0		0-0-0	0-0-0		HOME		1-3-0		0-2-0		6-9-0	
2-15-0		0-0-0	0-1-0		AWAY		0-0-0		1-3-0		1-0-0	
5-6-0		0-1-0	0-0-0		NEUTRAL		0-0-0		0-2-0		5-3-0	
9-17-0		0-3-0	0-1-0		NON-CONFERENCE		0-3-0		0-4-0		9-6-0	
3-7-0		0-0-0	0-0-0		HOME		0-2-0		0-2-0		3-3-0	
1-4-0		0-2-0	0-0-		AWAY		0-1-0		0-0-0		1-0-0	
5-6-0		0-1-0	0-0-0		NEUTRAL		0-0-0		0-2-0		5-3-0	
5-18-0		0-0-0	0-0-0		CONFERENCE		1-8-0		1-4-0		3-6-0	
4-7-0		0-0-0	0-0-0		HOME		1-1-0		0-0-0		3-6-0	
1-11-0		0-0-0	0-0-0		AWAY		0-7-0		1-4-0		0-0-0	
0-0-0		0-0-0	0-0-0		NEUTRAL		0-0-0		0-0-0		0-0-0	
RPI S	Opponent	Score	RPI S	Opponent	Score	RPI S	Opponent	Score	RPI S	Opponent	Score	
4 A	Tennessee	1 19	38 A	Mississippi St.	0 8	66 A	Auburn	2 3	114 A	Murray St.	1 7	
15 N	South Ala.	1 9				66 H	Auburn	1 6	114 A	Murray St.	5 3	
16 A	Florida St.	0 8				67 A	Eastern Ill.	1 7	122 N	Troy	3 7	
						67 A	Eastern Ill.	0 4	126 H	Saint Louis	0 6	
						71 H	Neb. Omaha	0 11	133 A	Jacksonville St.	1 5	
						77 A	SIU Edwardsville	1 8	133 A	Jacksonville St.	0 8	
						77 A	SIU Edwardsville	0 8	133 A	Jacksonville St.	0 5	
						83 H	UT Martin	0 13	136 N	Chattanooga	1 9	
						83 H	UT Martin	4 2	150 H	Indiana	0 8	
						93 A	Eastern Ky.	5 13	161 H	Bradley	2 5	
						93 A	Eastern Ky.	2 9	182 H	Tennessee Tech	5 7	
						93 A	Eastern Ky.	3 5	182 H	Tennessee Tech	3 7	
									189 N	Hampton	2 1	
									191 N	Bryant	4 10	
									197 H	Butler	3 7	
									207 H	Austin Peay	5 0	
									207 H	Austin Peay	5 0	
									210 H	Morehead St.	8 6	
									210 H	Morehead St.	1 5	
									223 N	IUPUI	7 2	
									224 H	Belmont	3 4	
									224 H	Belmont	2 10	
									232 N	Indiana St.	6 9	
									235 H	Southeast Mo. St.	0 4	
									240 A	Florida A&M	4 2	
									242 H	Mississippi Val.	5 4	
									249 N	Savannah St.	4 8	
			LAST 10 GAMES									
			224 H	Belmont	2 10	207 H	Austin Peay	5 0				
			224 H	Belmont	3 4	114 A	Murray St.	5 3				
			182 H	Tennessee Tech	3 7	114 A	Murray St.	1 7				
			182 H	Tennessee Tech	5 7	93 A	Eastern Ky.	3 5				
			207 H	Austin Peay	5 0	93 A	Eastern Ky.	2 9				

Non-Div. I Games:

Tennessee St.

T  
e  
n  
n  
e  
s  
s  
e  
e  
s  
t  
.

Tennessee.

Tennessee St.



[illegible]

**Non-Div. I Games:**

Columbia

RPI	S	Opponent	Score	
208	H	Harvard	1	4
215	N	Green Bay	1	3
215	N	Green Bay	6	7
252	A	Manhattan	11	1
252	A	Manhattan	8	9
252	N	Manhattan	4	3
252	N	Manhattan	2	6
258	N	Iona	2	1
258	N	Iona	0	1
269	N	Wagner	5	2
271	A	Brown	1	5
271	A	Brown	12	1
273	A	Yale	7	2
273	A	Yale	2	1
277	A	Rider	7	6
277	A	Rider	3	4
277	N	Rider	6	0
277	N	Rider	11	3
288	H	Saint Peter's	0	3
288	H	Saint Peter's	6	5
288	N	Saint Peter's	6	0

Columbia

C  
o  
l  
u  
m  
b  
i  
aC  
o  
l  
u  
m  
b  
i  
a

Average RPI Win:	254	WON-LOST	WINNING	LAST 10	STRENGTH OF	OPP. STRENGTH	TEAM	ADJ	CONF.	ADJ CONF.					
Average RPI Loss:	164	RECORD	PCT. RANK	GAMES	SCHEDULE	OF SCHEDULE	RPI	RPI	RPI	RPI					
DIV. I ONLY	25-30-0	.45455	163	3-7-0	266	263	240	.42247	246	23	23				
DIV. I NON-CONF.	19-16-0	.54286	115	1-1-0	278	286	224	.43038	234	23	23				
<hr/>															
TOTALS	RPI 1-25	RPI 26-50		W-L RECORDS		RPI 51-100		RPI 101-150		RPI 150+					
25-30-0	0-0-0	0-0-0		OVERALL		0-8-0		0-5-0		25-17-0					
7-9-0	0-0-0	0-0-0		HOME		0-0-0		0-2-0		7-7-0					
8-16-0	0-0-0	0-0-0		AWAY		0-6-0		0-2-0		8-8-0					
10-5-0	0-0-0	0-0-0		NEUTRAL		0-2-0		0-1-0		10-2-0					
<hr/>															
19-16-0	0-0-0	0-0-0		NON-CONFERENCE		0-4-0		0-3-0		19-9-0					
3-3-0	0-0-0	0-0-0		HOME		0-0-0		0-0-0		3-3-0					
6-8-0	0-0-0	0-0-		AWAY		0-2-0		0-2-0		6-4-0					
10-5-0	0-0-0	0-0-0		NEUTRAL		0-2-0		0-1-0		10-2-0					
<hr/>															
6-14-0	0-0-0	0-0-0		CONFERENCE		0-4-0		0-2-0		6-8-0					
4-6-0	0-0-0	0-0-0		HOME		0-0-0		0-2-0		4-4-0					
2-8-0	0-0-0	0-0-0		AWAY		0-4-0		0-0-0		2-4-0					
0-0-0	0-0-0	0-0-0		NEUTRAL		0-0-0		0-0-0		0-0-0					
<hr/>															
RPI	S	Opponent	Score	RPI	S	Opponent	Score	RPI	S	Opponent	Score				
				76		A	Longwood	4	20	111		H	Robert Morris	4	6
				76		A	Longwood	0	10	111		H	Robert Morris	1	8
				83		N	UT Martin	0	2	115		A	Delaware	2	7
				87		N	Creighton	0	2	127		A	Penn St.	1	4
				95		A	Central Conn. St.	11	12	145		N	South Dakota	1	3
				95		A	Central Conn. St.	5	8	155		A	Temple	4	10
				96		A	Monmouth	0	6	155		A	Temple	1	2
				96		A	Monmouth	0	7	158		N	Villanova	3	1
										180		A	Fairleigh Dickinson	1	2
										180		A	Fairleigh Dickinson	1	2
										181		H	LIU Brooklyn	0	10
										181		H	LIU Brooklyn	5	6
										191		A	Bryant	2	9
										191		A	Bryant	9	5
										199		A	Akron	6	2
										199		A	Akron	4	10
										220		H	Quinnipiac	0	2
										220		H	Quinnipiac	4	3
										233		H	Sacred Heart	3	10
										233		H	Sacred Heart	4	2
						236		H	Youngstown St.	3	5				
				LAST 10 GAMES				236		H	Youngstown St.	5	8		
						220		H	Quinnipiac	4	3				
						220		H	Quinnipiac	0	2				
						233		H	Sacred Heart	3	10				
						233		H	Sacred Heart	4	2				
						199		A	Akron	4	10				
						199		A	Akron	6	2				
						96		A	Monmouth	0	7				
						96		A	Monmouth	0	6				
						180		A	Fairleigh Dickinson	1	2				
						180		A	Fairleigh Dickinson	1	2				
						238		H	Cleveland St.	6	1				
						238		H	Cleveland St.	4	3				
						239		N	Hartford	2	0				
						247		A	Bucknell	2	3				
						247		H	Bucknell	5	4				

Non-Div. I Games:

Saint Francis (PA)

RPI	S	Opponent	Score	
247	H	Bucknell	3	4
250	A	Mt. St. Mary's	4	1
250	A	Mt. St. Mary's	2	5
255	N	Canisius	4	10
255	N	Canisius	3	9
260	N	Holy Cross	3	2
260	N	Holy Cross	10	7
267	N	Niagara	7	6
269	H	Wagner	4	2
269	H	Wagner	4	2
274	A	Delaware St.	5	4
274	A	Delaware St.	9	1
276	N	Detroit	6	0
279	A	N.C. A&T	3	0
282	A	UMBC	8	1
283	N	UMES	11	4
287	N	Grambling	5	0
288	N	Saint Peter's	10	1
288	N	Saint Peter's	13	5
289	A	Morgan St.	9	1

Saint Francis (PA)(  
P  
A  
)

S  
a  
i  
n  
t  
F  
r  
a  
n  
c  
i  
s  
(  
P  
A  
)

Average RPI Win:	236	WON-LOST RECORD	WINNING PCT. RANK	LAST 10 GAMES	STRENGTH OF SCHEDULE	OPP. STRENGTH OF SCHEDULE	TEAM RPI	ADJ RPI	CONF. RPI	ADJ CONF. RPI	
Average RPI Loss:	186										
DIV. I ONLY	21-30-0	.41176	189	7-3-0	242	270	242	.42213	247	28	28
DIV. I NON-CONF.	9-19-0	.32143	228	1-0-0	210	272	251	.40904	255	28	28
<hr/>											
TOTALS	RPI 1-25	RPI 26-50		W-L RECORDS		RPI 51-100		RPI 101-150		RPI 150+	
21-30-0	0-0-0	0-0-0		OVERALL		0-4-0		2-6-0		19-20-0	
6-5-0	0-0-0	0-0-0		HOME		0-0-0		1-3-0		5-2-0	
12-19-0	0-0-0	0-0-0		AWAY		0-4-0		1-1-0		11-14-0	
3-6-0	0-0-0	0-0-0		NEUTRAL		0-0-0		0-2-0		3-4-0	
9-19-0	0-0-0	0-0-0		NON-CONFERENCE		0-4-0		1-3-0		8-12-0	
1-2-0	0-0-0	0-0-0		HOME		0-0-0		0-0-0		1-2-0	
6-13-0	0-0-0	0-0-		AWAY		0-4-0		1-1-0		5-8-0	
2-4-0	0-0-0	0-0-0		NEUTRAL		0-0-0		0-2-0		2-2-0	
12-11-0	0-0-0	0-0-0		CONFERENCE		0-0-0		1-3-0		11-8-0	
5-3-0	0-0-0	0-0-0		HOME		0-0-0		1-3-0		4-0-0	
6-6-0	0-0-0	0-0-0		AWAY		0-0-0		0-0-0		6-6-0	
1-2-0	0-0-0	0-0-0		NEUTRAL		0-0-0		0-0-0		1-2-0	
RPI	S	Opponent	Score	RPI	S	Opponent	Score	RPI	S	Opponent	Score

Non-Div. I Games:

Bucknell

RPI	S	Opponent	Score	
254	A	Texas Southern	2	3
255	N	Canisius	1	4
256	A	Colgate	5	8
256	A	Colgate	7	0
256	A	Colgate	2	3
256	A	Colgate	2	4
256	N	Colgate	5	3
260	A	Holy Cross	1	0
260	A	Holy Cross	2	1
260	A	Holy Cross	7	6
260	A	Holy Cross	4	3
263	A	La Salle	7	0
263	A	La Salle	0	8
270	N	St. Bonaventure	8	7
280	H	Lafayette	4	0
280	H	Lafayette	8	3
280	H	Lafayette	4	0
280	H	Lafayette	2	0
285	A	Prairie View	1	7
285	A	Prairie View	8	0

Bucknell

B  
u  
c  
k  
n  
e  
l  
l

B  
u  
c  
k  
n  
e  
l  
l

Utah St.

Utah St.

Through Games Of June 4, 2013 (FINAL)

RPI	S	Opponent	Score	
184	N	Idaho St.	0	9
184	N	Idaho St.	3	2
198	A	San Diego	3	4
205	A	Seattle	0	8
205	A	Seattle	1	3
205	A	Seattle	1	2
231	H	Southern Utah	4	5
231	N	Southern Utah	4	6
231	N	Southern Utah	1	4
266	A	Weber St.	11	3
266	A	Weber St.	2	1

Utah St.

U  
t  
a  
h  
S  
t  
.

U  
t  
a  
h  
S  
t  
.



Average RPI Win:		261	WON-LOST RECORD		WINNING PCT. RANK		LAST 10 GAMES		STRENGTH OF SCHEDULE		OPP. STRENGTH OF SCHEDULE		TEAM RPI		ADJ RPI		CONF. RPI		ADJ CONF. RPI		
DIV. I ONLY			25-23-0		.52083 128		5-5-0		283		280		253		.41869 249		31		31		
DIV. I NON-CONF.			9-12-0		.42857 180		0-0-0		216		204		209		.44988 212		31		31		
TOTALS		RPI 1-25		RPI 26-50		W-L RECORDS		RPI 51-100		RPI 101-150		RPI 150+									
25-23-0		0-2-0		0-2-0		OVERALL		0-3-0		0-0-0		25-16-0									
14-7-0		0-0-0		0-2-0		HOME		0-0-0		0-0-0		14-5-0									
3-10-0		0-2-0		0-0-0		AWAY		0-3-0		0-0-0		3-5-0									
8-6-0		0-0-0		0-0-0		NEUTRAL		0-0-0		0-0-0		8-6-0									
9-12-0		0-2-0		0-2-0		NON-CONFERENCE		0-3-0		0-0-0		9-5-0									
2-2-0		0-0-0		0-2-0		HOME		0-0-0		0-0-0		2-0-0									
0-6-0		0-2-0		0-0-		AWAY		0-3-0		0-0-0		0-1-0									
7-4-0		0-0-0		0-0-0		NEUTRAL		0-0-0		0-0-0		7-4-0									
16-11-0		0-0-0		0-0-0		CONFERENCE		0-0-0		0-0-0		16-11-0									
12-5-0		0-0-0		0-0-0		HOME		0-0-0		0-0-0		12-5-0									
3-4-0		0-0-0		0-0-0		AWAY		0-0-0		0-0-0		3-4-0									
1-2-0		0-0-0		0-0-0		NEUTRAL		0-0-0		0-0-0		1-2-0									
RPI	S	Opponent		Score		RPI	S	Opponent		Score		RPI	S	Opponent		Score					
3	A	Florida		0	14	27	H	Arkansas		1	14	82	A	FIU		3	8				
3	A	Florida		0	12	27	H	Arkansas		0	10	97	A	Col. of Charleston		0	8				
												97	A	Col. of Charleston		2	8				
														159 A Mercer		0	8				
														159 N Mercer		6	2				
														159 N Mercer		4	11				
														189 N Hampton		1	3				
														212 N Western Caro.		2	1				
														221 H Norfolk St.		8	7				
														221 H Norfolk St.		12	7				
														221 N Norfolk St.		10	6				
														221 N Norfolk St.		4	5				
														227 N Charleston So.		11	19				
														239 N Hartford		0	13				
														239 N Hartford		8	7				
														240 A Florida A&M		4	2				
														240 A Florida A&M		0	6				
														240 A Florida A&M		6	14				
														241 N UNC Wilmington		13	10				
														242 N Mississippi Val.		4	5				
														243 A Bethune-Cookman		8	1				
														243 H Bethune-Cookman		3	13				
														243 H Bethune-Cookman		10	15				
														243 H Bethune-Cookman		4	11				
														244 N Tennessee St.		8	4				
														279 A N.C. A&T		3	9				
														279 A N.C. A&T		6	4				
														279 A N.C. A&T		5	13				
														281 H N.C. Central		7	4				
														281 H N.C. Central		5	1				
LAST 10 GAMES																					
189 N Hampton						1	3	291 H South Carolina St.						5	1	279 A N.C. A&T					
221 N Norfolk St.						4	5	291 H South Carolina St.						6	1	279 A N.C. A&T					
243 A Bethune-Cookman						8	1	243 H Bethune-Cookman						4	11	279 A N.C. A&T					
221 N Norfolk St.						10	6	243 H Bethune-Cookman						3	13	281 H N.C. Central					
291 H South Carolina St.						13	7	243 H Bethune-Cookman						10	15	281 H N.C. Central					

Non-Div. I Games: S.C. Beaufort 4 10 Thomas (GA) 10 5

Savannah St.

S  
a  
v  
a  
n  
n  
a  
h  
s  
t  
.

S  
a  
v  
a  
n  
n  
a  
h  
s  
t  
.

Savannah St.

Average RPI Win: 231		WON-LOST RECORD		WINNING PCT. RANK		LAST 10 GAMES		STRENGTH OF SCHEDULE		OPP. STRENGTH OF SCHEDULE		TEAM RPI		ADJ RPI		CONF. RPI		ADJ CONF. RPI					
DIV. I ONLY		16-30-0		.34783	226	5-5-0		220		251		249		.41815	250	23		23					
DIV. I NON-CONF.		9-17-0		.34615	214	1-1-0		242		274		254		.40935	254	23		23					
TOTALS		RPI 1-25		RPI 26-50		W-L RECORDS		RPI 51-100		RPI 101-150		RPI 150+											
16-30-0		0-2-0		0-0-0		OVERALL		1-6-0		0-3-0		15-19-0											
7-11-0		0-0-0		0-0-0		HOME		1-3-0		0-0-0		6-8-0											
6-12-0		0-0-0		0-0-0		AWAY		0-0-0		0-0-0		6-2-0											
3-7-0		0-1-0		0-0-0		NEUTRAL		0-1-0		0-1-0		3-4-0											
9-17-0		0-2-0		0-0-0		NON-CONFERENCE		0-3-0		0-1-0		9-11-0											
3-5-0		0-0-0		0-0-0		HOME		0-0-0		0-0-0		3-5-0											
3-5-0		0-1-0		0-0-		AWAY		0-2-0		0-0-0		3-2-0											
3-7-0		0-1-0		0-0-0		NEUTRAL		0-1-0		0-1-0		3-4-0											
7-13-0		0-0-0		0-0-0		CONFERENCE		1-3-0		0-2-0		6-8-0											
4-6-0		0-0-0		0-0-0		HOME		1-3-0		0-0-0		3-3-0											
3-7-0		0-0-0		0-0-0		AWAY		0-0-0		0-2-0		3-5-0											
0-0-0		0-0-0		0-0-0		NEUTRAL		0-0-0		0-0-0		0-0-0											
RPI	S	Opponent		Score		RPI	S	Opponent		Score		RPI	S	Opponent		Score							
3	A	Florida		2	8			52	A	North Florida		0	9	111	A	Robert Morris		0	5				
15	N	South Ala.		2	12			52	A	North Florida		0	8	111	A	Robert Morris		1	2				
								91	N	Drake		5	6	115	N	Delaware		4	5				
								95	H	Central Conn. St.		2	11	153	A	Towson		10	0				
								95	H	Central Conn. St.		5	3	157	N	Princeton		2	4				
								96	H	Monmouth		3	7	160	A	George Washington		2	6				
								96	H	Monmouth		3	16	160	A	George Washington		1	9				
														160	H	George Washington		1	5				
														160	H	George Washington		2	8				
														162	N	Seton Hall		3	5				
														180	H	Fairleigh Dickinson		2	11				
														180	H	Fairleigh Dickinson		3	1				
														181	A	LIU Brooklyn		4	2				
														181	A	LIU Brooklyn		0	5				
														191	H	Bryant		3	10				
														191	H	Bryant		1	0				
														214	N	Presbyterian		2	5				
														220	A	Quinnipiac		4	7				
														220	A	Quinnipiac		5	13				
														233	A	Sacred Heart		2	1				
														233	A	Sacred Heart		3	2				
														240	N	Florida A&M		3	1				
														240	N	Florida A&M		3	4				
														246	H	Saint Francis (PA)		1	4				
														246	H	Saint Francis (PA)		5	2				
														255	H	Canisius		0	6				
														255	H	Canisius		4	3				
LAST 10 GAMES																							
						181	A	LIU Brooklyn		4	2	96	H	Monmouth		3	7	240	N	Florida A&M		3	4
						181	A	LIU Brooklyn		0	5	289	H	Morgan St.		8	13	246	H	Saint Francis (PA)		1	4
						233	A	Sacred Heart		3	2	289	H	Morgan St.		8	0	246	H	Saint Francis (PA)		5	2
						233	A	Sacred Heart		2	1	246	H	Saint Francis (PA)		5	2	255	H	Canisius		0	6
						96	H	Monmouth		3	16	246	H	Saint Francis (PA)		1	4	255	H	Canisius		4	3

Non-Div. I Games:

Mt. St. Mary's

RPI	S	Opponent	Score	
269	A	Wagner	7	8
269	A	Wagner	3	4
270	N	St. Bonaventure	15	2
274	A	Delaware St.	4	2
280	H	Lafayette	0	5
280	H	Lafayette	11	3
282	A	UMBC	19	0
289	H	Morgan St.	8	0
289	H	Morgan St.	8	13
290	N	Howard	8	0

Mt. St. Mary's

M  
t  
.  
S  
t  
.  
M  
a  
r  
y  
.  
s

M  
t  
.  
S  
t  
.  
M  
a  
r  
y  
.  
s

Average RPI Win:	224	WON-LOST RECORD	WINNING PCT. RANK	LAST 10 GAMES	STRENGTH OF SCHEDULE	OPP. STRENGTH OF SCHEDULE	TEAM RPI	ADJ RPI	CONF. RPI	ADJ CONF. RPI		
DIV. I ONLY		15-30-0	.33333	234	2-8-0	236	223	254	.41801	251	18	18
DIV. I NON-CONF.		9-13-0	.40909	192	0-0-0	285	242	257	.40492	258	21	21
<hr/>												
TOTALS	RPI 1-25		RPI 26-50		W-L RECORDS		RPI 51-100		RPI 101-150		RPI 150+	
15-30-0	0-0-0		0-0-0		OVERALL		1-8-0		0-8-0		14-14-0	
0-1-0	0-0-0		0-0-0		HOME		0-0-0		0-1-0		0-0-0	
3-17-0	0-0-0		0-0-0		AWAY		0-6-0		0-6-0		3-5-0	
12-12-0	0-0-0		0-0-0		NEUTRAL		1-2-0		0-1-0		11-9-0	
9-13-0	0-0-0		0-0-0		NON-CONFERENCE		0-0-0		0-5-0		9-8-0	
0-1-0	0-0-0		0-0-0		HOME		0-0-0		0-1-0		0-0-0	
1-5-0	0-0-0		0-0-		AWAY		0-0-0		0-3-0		1-2-0	
8-7-0	0-0-0		0-0-0		NEUTRAL		0-0-0		0-1-0		8-6-0	
6-17-0	0-0-0		0-0-0		CONFERENCE		1-8-0		0-3-0		5-6-0	
0-0-0	0-0-0		0-0-0		HOME		0-0-0		0-0-0		0-0-0	
2-12-0	0-0-0		0-0-0		AWAY		0-6-0		0-3-0		2-3-0	
4-5-0	0-0-0		0-0-0		NEUTRAL		1-2-0		0-0-0		3-3-0	
RPI	S	Opponent	Score	RPI	S	Opponent	Score	RPI	S	Opponent	Score	
						62 A North Dakota St.	0 4	103 A		Iowa St.	4 11	
						62 A North Dakota St.	1 2	112 A		UC Santa Barbara	4 5	
						62 A North Dakota St.	1 10	112 H		UC Santa Barbara	3 8	
						71 A Neb. Omaha	0 1	120 N		Pittsburgh	3 7	
						71 A Neb. Omaha	1 4	142 A		Southeastern La.	2 7	
						71 A Neb. Omaha	0 3	145 A		South Dakota	1 7	
						89 N IPFW	3 4	145 A		South Dakota	6 7	
						89 N IPFW	4 3	145 A		South Dakota	15 16	
						89 N IPFW	0 3	164 N		Dayton	1 2	
								167 N		Western Ill.	1 10	
								167 N		Western Ill.	3 4	
								167 N		Western Ill.	3 6	
								178 N		Valparaiso	3 2	
								187 N		Western Mich.	1 0	
								190 A		UMKC	4 5	
								190 A		UMKC	11 7	
								198 A		San Diego	1 0	
								198 A		San Diego	1 5	
								198 A		San Diego	1 3	
								205 N		Seattle	8 0	
								205 N		Seattle	2 8	
								223 A		IUPUI	7 1	
								223 A		IUPUI	2 10	
								223 A		IUPUI	0 12	
								234 N		UTEP	5 13	
								237 N		Northern Colo.	0 4	
								237 N		Northern Colo.	4 3	

Non-Div. I Games: LSU-Alexandria 3 2

South Dakota St.

RPI	S	Opponent	Score	
254	N	Texas Southern	7	3
262	N	North Dakota	3	7
262	N	North Dakota	3	5
262	N	North Dakota	8	7
262	N	North Dakota	8	4
264	N	Oakland	7	4
264	N	Oakland	4	1
264	N	Oakland	2	0
282	N	UMBC	13	2

South Dakota St.

S  
o  
u  
t  
h  
D  
a  
k  
o  
t  
a  
S  
t  
.

S  
o  
u  
t  
h  
D  
a  
k  
o  
t  
a  
S  
t  
.

[illegible]

**Non-Div. I Games:**

## Manhattan

RPI	S	Opponent	Score	
253	H	Siena	5	4
255	A	Canisius	1	6
255	A	Canisius	5	4
258	A	Iona	9	2
258	A	Iona	8	7
260	N	Holy Cross	5	6
267	A	Niagara	6	11
267	A	Niagara	0	5
269	A	Wagner	6	2
269	A	Wagner	6	3
273	N	Yale	14	11
277	H	Rider	13	1
277	H	Rider	5	1
288	H	Saint Peter's	7	2
288	H	Saint Peter's	4	1

Manhattan

M  
a  
n  
h  
a  
t  
t  
a  
n

M  
a  
n  
h  
a  
t  
t  
a  
n



Average RPI Win: 239		WON-LOST RECORD		WINNING PCT. RANK		LAST 10 GAMES		STRENGTH OF SCHEDULE		OPP. STRENGTH OF SCHEDULE		TEAM RPI		ADJ RPI		CONF. RPI		ADJ CONF. RPI	
DIV. I ONLY		21-26-0		.44681 173		6-4-0		274		255		251		.41641 253		29		29	
DIV. I NON-CONF.		9-20-0		.31034 234		1-1-0		270		237		263		.39303 263		29		29	
TOTALS		RPI 1-25		RPI 26-50		W-L RECORDS		RPI 51-100		RPI 101-150		RPI 150+							
21-26-0		0-0-0		0-0-0		OVERALL		1-6-0		0-3-0		20-17-0							
8-7-0		0-0-0		0-0-0		HOME		1-1-0		0-0-0		7-6-0							
11-12-0		0-0-0		0-0-0		AWAY		0-3-0		0-2-0		11-7-0							
2-7-0		0-0-0		0-0-0		NEUTRAL		0-2-0		0-1-0		2-4-0							
9-20-0		0-0-0		0-0-0		NON-CONFERENCE		1-6-0		0-3-0		8-11-0							
3-4-0		0-0-0		0-0-0		HOME		1-1-0		0-0-0		2-3-0							
4-11-0		0-0-0		0-0-		AWAY		0-3-0		0-2-0		4-6-0							
2-5-0		0-0-0		0-0-0		NEUTRAL		0-2-0		0-1-0		2-2-0							
12-6-0		0-0-0		0-0-0		CONFERENCE		0-0-0		0-0-0		12-6-0							
5-3-0		0-0-0		0-0-0		HOME		0-0-0		0-0-0		5-3-0							
7-1-0		0-0-0		0-0-0		AWAY		0-0-0		0-0-0		7-1-0							
0-2-0		0-0-0		0-0-0		NEUTRAL		0-0-0		0-0-0		0-2-0							
RPI	S	Opponent	Score	RPI	S	Opponent	Score	RPI	S	Opponent	Score	RPI	S	Opponent	Score				
								53	N	Oklahoma St.	0 12	115	N	Delaware	3 7				
								84	A	New Mexico St.	5 8	143	A	New Mexico	2 5				
								84	A	New Mexico St.	5 10	143	A	New Mexico	5 13				
								95	N	Central Conn. St.	4 9	162	H	Seton Hall	10 14				
								98	A	Albany (NY)	0 3	168	N	Georgetown	5 4				
								98	H	Albany (NY)	2 3	168	N	Georgetown	7 6				
								98	H	Albany (NY)	7 5	174	H	Fairfield	2 1				
												174	H	Fairfield	4 5				
												174	N	Fairfield	0 3				
												189	A	Hampton	3 4				
												195	A	Marist	15 5				
												195	A	Marist	6 4				
												206	A	East Tenn. St.	4 5				
												206	A	East Tenn. St.	4 10				
												206	A	East Tenn. St.	5 12				
												233	N	Sacred Heart	1 4				
												234	A	UTEP	5 4				
												234	A	UTEP	1 11				
												234	A	UTEP	1 3				
												239	H	Hartford	1 9				
												239	H	Hartford	3 5				
												252	A	Manhattan	4 5				
												252	A	Manhattan	14 3				
												255	H	Canisius	8 0				
												255	H	Canisius	2 1				
												258	H	Iona	0 5				
												258	H	Iona	0 11				
LAST 10 GAMES																			
								174	N	Fairfield	0 3	255	H	Canisius	2 1				
								267	N	Niagara	3 6	98	H	Albany (NY)	2 3				
								195	A	Marist	15 5	98	H	Albany (NY)	7 5				
								195	A	Marist	6 4	252	A	Manhattan	14 3				
								255	H	Canisius	8 0	252	A	Manhattan	4 5				

Non-Div. I Games:

Siena

RPI	S	Opponent	Score	
260	H	Holy Cross	15	7
260	H	Holy Cross	10	2
267	A	Niagara	10	7
267	A	Niagara	5	2
267	N	Niagara	3	6
277	H	Rider	16	0
277	H	Rider	7	6
278	A	Coppin St.	19	4
278	A	Coppin St.	10	4
283	N	UMES	4	11
288	A	Saint Peter's	9	5
288	A	Saint Peter's	7	3
289	A	Morgan St.	16	3

Siena

S  
i  
e  
n  
a

S  
i  
e  
n  
a

Average RPI Win:	264	WON-LOST RECORD	WINNING PCT. RANK	LAST 10 GAMES	STRENGTH OF SCHEDULE	OPP. STRENGTH OF SCHEDULE	TEAM RPI	ADJ RPI	CONF. RPI	ADJ CONF. RPI	
DIV. I ONLY	22-12-0	.64706	61	6-4-0	284	272	205	.41476	254	30	30
DIV. I NON-CONF.	6-9-0	.4	194	0-2-0	205	177	211	.41328	252	30	30
<hr/>											
TOTALS	RPI 1-25	RPI 26-50		W-L RECORDS	RPI 51-100		RPI 101-150		RPI 150+		
22-12-0	0-1-0	0-0-0		OVERALL	0-3-0		1-3-0		21-5-0		
8-4-0	0-0-0	0-0-0		HOME	0-2-0		1-1-0		7-1-0		
7-3-0	0-1-0	0-0-0		AWAY	0-1-0		0-1-0		7-0-0		
7-5-0	0-0-0	0-0-0		NEUTRAL	0-0-0		0-1-0		7-4-0		
<hr/>											
6-9-0	0-1-0	0-0-0		NON-CONFERENCE	0-3-0		1-3-0		5-2-0		
3-4-0	0-0-0	0-0-0		HOME	0-2-0		1-1-0		2-1-0		
1-3-0	0-1-0	0-0-		AWAY	0-1-0		0-1-0		1-0-0		
2-2-0	0-0-0	0-0-0		NEUTRAL	0-0-0		0-1-0		2-1-0		
<hr/>											
16-3-0	0-0-0	0-0-0		CONFERENCE	0-0-0		0-0-0		16-3-0		
5-0-0	0-0-0	0-0-0		HOME	0-0-0		0-0-0		5-0-0		
6-0-0	0-0-0	0-0-0		AWAY	0-0-0		0-0-0		6-0-0		
5-3-0	0-0-0	0-0-0		NEUTRAL	0-0-0		0-0-0		5-3-0		
<hr/>											
RPI S	Opponent	Score	RPI S	Opponent	Score	RPI S	Opponent	Score	RPI S	Opponent	Score
2 A	Texas	0 8				61 A	Sam Houston St.	0 8	142 H	Southeastern La.	1 2
						61 H	Sam Houston St.	2 6	145 N	South Dakota	3 5
						61 H	Sam Houston St.	4 9	149 A	Lamar	1 4
									149 H	Lamar	5 3
									204 A	Houston Baptist	8 5
									204 H	Houston Baptist	2 3
									230 N	Jackson St.	5 7
									234 N	UTEP	4 1
									242 N	Mississippi Val.	0 1
									242 N	Mississippi Val.	5 3
									247 H	Bucknell	3 2
									247 H	Bucknell	4 3
									251 N	South Dakota St.	3 7
									261 N	Alabama St.	6 3
									272 A	Ark.-Pine Bluff	8 0
									272 A	Ark.-Pine Bluff	11 1
									272 A	Ark.-Pine Bluff	5 0
									275 N	Alcorn	2 1
									275 N	Alcorn	8 0
									282 N	UMBC	14 5
									284 N	Alabama A&M	10 2
									285 H	Prairie View	5 2
									285 H	Prairie View	5 3
									285 N	Prairie View	0 5
									286 A	Southern U.	6 0
									286 A	Southern U.	14 3
									286 A	Southern U.	14 2
									149 A	Lamar	1 4
									286 A	Southern U.	
<hr/>											
Non-Div. I Games:	Houston-Victoria	7 8	Houston-Victoria	4 3	Houston-Victoria	2 1	Northwood (TX)	5 7	Northwood (TX)	5 3	Texas Southern
	Northwood (TX)	5 3	Our Lady Of The Lake	7 8	Huston-Tillotson	10 0					

Non-Div. I Games:	LSU-Alexandria	5	2	Northwood (TX)	5	2	Huston-Tillotson	15	0	RPI	Langston	6	4
	Houston-Victoria	8	0	Our Lady Of The Lake	9	2	Langston	3	6	287	H Grambling	8	1

RPI	SLangston	6	Score
287	H Grambling		8 1
287	H Grambling		14 6
287	H Grambling		17 3

Texas Southern

Average RPI Win:	251	WON-LOST	WINNING	LAST 10	STRENGTH OF	OPP. STRENGTH	TEAM	ADJ	CONF.	ADJ CONF.	
Average RPI Loss:	197	RECORD	PCT. RANK	GAMES	SCHEDULE	OF SCHEDULE	RPI	RPI	RPI	RPI	
DIV. I ONLY	22-25-0	.46809	155	1-9-0	281	262	256	.40896	255	29	29
DIV. I NON-CONF.	16-15-0	.51613	134	1-3-0	282	259	233	.42949	236	29	29
<hr/>											
TOTALS	RPI 1-25	RPI 26-50		W-L RECORDS		RPI 51-100		RPI 101-150		RPI 150+	
22-25-0	0-0-0	0-0-0		OVERALL		0-4-0		1-2-0		21-19-0	
7-4-0	0-0-0	0-0-0		HOME		0-0-0		0-0-0		7-4-0	
7-17-0	0-0-0	0-0-0		AWAY		0-2-0		0-0-0		7-15-0	
8-4-0	0-0-0	0-0-0		NEUTRAL		0-2-0		1-2-0		7-0-0	
<hr/>											
16-15-0	0-0-0	0-0-0		NON-CONFERENCE		0-4-0		1-2-0		15-9-0	
2-1-0	0-0-0	0-0-0		HOME		0-0-0		0-0-0		2-1-0	
6-10-0	0-0-0	0-0-		AWAY		0-2-0		0-0-0		6-8-0	
8-4-0	0-0-0	0-0-0		NEUTRAL		0-2-0		1-2-0		7-0-0	
<hr/>											
6-10-0	0-0-0	0-0-0		CONFERENCE		0-0-0		0-0-0		6-10-0	
5-3-0	0-0-0	0-0-0		HOME		0-0-0		0-0-0		5-3-0	
1-7-0	0-0-0	0-0-0		AWAY		0-0-0		0-0-0		1-7-0	
0-0-0	0-0-0	0-0-0		NEUTRAL		0-0-0		0-0-0		0-0-0	
<hr/>											
RPI S	Opponent	Score	RPI S	Opponent	Score	RPI S	Opponent	Score	RPI S	Opponent	Score
						60 N	Ohio St.	0 8	115 N	Delaware	0 10
						95 N	Central Conn. St.	1 6	120 N	Pittsburgh	2 9
						97 A	Col. of Charleston	0 11	120 N	Pittsburgh	10 5
						97 A	Col. of Charleston	0 7	174 A	Fairfield	1 3
									174 A	Fairfield	1 5
									185 A	Ohio	0 4
									185 A	Ohio	6 7
									189 A	Hampton	1 4
									195 H	Marist	2 10
									195 H	Marist	6 4
									217 A	George Mason	6 3
									217 A	George Mason	9 2
									219 A	Buffalo	0 3
									219 H	Buffalo	6 8
									227 A	Charleston So.	0 13
									227 A	Charleston So.	12 2
									238 A	Cleveland St.	4 7
									246 N	Saint Francis (PA)	10 4
									246 N	Saint Francis (PA)	9 3
									247 N	Bucknell	4 1
									250 A	Mt. St. Mary's	3 4
									250 A	Mt. St. Mary's	6 0
									252 H	Manhattan	6 1
									252 H	Manhattan	4 5
			253 A	Siena	1 2						
			253 A	Siena	0 8						
			256 A	Colgate	3 1						
			256 A	Colgate	4 5						
			174 A	Fairfield	1 3						
			174 A	Fairfield	1 3						
			253 A	Siena	0 8						
			253 A	Siena	1 2						
			256 A	Colgate	3 1						
			256 A	Colgate	4 5						
			174 A	Fairfield	1 3						

Non-Div. I Games:

Canisius

RPI	S	Opponent	Score	
256	A	Colgate	4	5
258	A	Iona	1	8
258	A	Iona	2	3
267	H	Niagara	2	1
267	H	Niagara	0	1
270	H	St. Bonaventure	4	2
270	H	St. Bonaventure	7	4
270	N	St. Bonaventure	5	2
270	N	St. Bonaventure	10	2
277	A	Rider	9	7
277	A	Rider	0	5
279	A	N.C. A&T	12	0
283	N	UMES	15	2
283	N	UMES	7	4
288	H	Saint Peter's	6	1
288	H	Saint Peter's	5	2

Canisius

C  
a  
n  
i  
s  
i  
u  
s

C  
a  
n  
i  
s  
i  
u  
s

Average RPI Win:	248	WON-LOST RECORD	WINNING PCT. RANK	LAST 10 GAMES	STRENGTH OF SCHEDULE	OPP. STRENGTH OF SCHEDULE	TEAM RPI	ADJ RPI	CONF. RPI	ADJ CONF. RPI			
DIV. I ONLY	16-32-0	.33333	234	1-9-0	244	267	257	.40811	256	28	28		
DIV. I NON-CONF.	7-19-0	.26923	247	1-3-0	224	270	259	.39781	260	28	28		
<hr/>													
TOTALS	RPI 1-25	RPI 26-50		W-L RECORDS	RPI 51-100		RPI 101-150		RPI 150+				
16-32-0	0-0-0	0-0-0		OVERALL	0-3-0		0-9-0		16-20-0				
6-11-0	0-0-0	0-0-0		HOME	0-0-0		0-6-0		6-5-0				
7-11-0	0-0-0	0-0-0		AWAY	0-3-0		0-3-0		7-5-0				
3-10-0	0-0-0	0-0-0		NEUTRAL	0-0-0		0-0-0		3-10-0				
<hr/>													
7-19-0	0-0-0	0-0-0		NON-CONFERENCE	0-3-0		0-4-0		7-12-0				
1-4-0	0-0-0	0-0-0		HOME	0-0-0		0-2-0		1-2-0				
3-6-0	0-0-0	0-0-		AWAY	0-3-0		0-2-0		3-1-0				
3-9-0	0-0-0	0-0-0		NEUTRAL	0-0-0		0-0-0		3-9-0				
<hr/>													
9-13-0	0-0-0	0-0-0		CONFERENCE	0-0-0		0-5-0		9-8-0				
5-7-0	0-0-0	0-0-0		HOME	0-0-0		0-4-0		5-3-0				
4-5-0	0-0-0	0-0-0		AWAY	0-0-0		0-1-0		4-4-0				
0-1-0	0-0-0	0-0-0		NEUTRAL	0-0-0		0-0-0		0-1-0				
<hr/>													
RPI S	Opponent	Score	RPI S	Opponent	Score	RPI S	Opponent	Score	RPI S	Opponent	Score		
						85 A	Stetson	2	10	123 A	Fla. Atlantic	2	4
						85 A	Stetson	3	6	123 A	Fla. Atlantic	2	5
						85 A	Stetson	7	8	130 A	Lehigh	1	3
						130 H	Lehigh	1	3				
						130 H	Lehigh	0	7				
						130 H	Lehigh	0	3				
						130 H	Lehigh	2	7				
						138 H	Binghamton	1	7				
						138 H	Binghamton	3	7				
						157 N	Princeton	5	8				
						157 N	Princeton	4	5				
						173 A	Army	3	4				
						173 A	Army	3	2				
						173 A	Army	7	2				
						173 A	Army	3	5				
						178 N	Valparaiso	0	7				
						178 N	Valparaiso	5	7				
						180 N	Fairleigh Dickinson	2	3				
						180 N	Fairleigh Dickinson	2	7				
						195 A	Marist	3	1				
195 A	Marist	2	7										
209 N	Boston College	5	7										
220 N	Quinnipiac	7	16										
240 N	Florida A&M	2	4										
247 H	Bucknell	4	2										
247 H	Bucknell	8	5										
247 H	Bucknell	3	2										
<hr/>													
LAST 10 GAMES													
247 N Bucknell			3	5	130 H Lehigh			1	3	220 N Quinnipiac			
130 A Lehigh			1	3	130 H Lehigh			2	7	240 N Florida A&M			
255 H Canisius			1	3	130 H Lehigh			0	3	247 H Bucknell			
255 H Canisius			5	4	138 H Binghamton			1	7	247 H Bucknell			
130 H Lehigh			0	7	138 H Binghamton			3	7	247 H Bucknell			

Non-Div. I Games:

Colgate

RPI	S	Opponent	Score	
247	H	Bucknell	0	7
247	N	Bucknell	3	5
255	H	Canisius	1	3
255	H	Canisius	5	4
260	A	Holy Cross	0	2
260	A	Holy Cross	0	1
260	A	Holy Cross	4	2
260	A	Holy Cross	5	2
265	H	Rhode Island	4	5
268	N	Maine	5	3
271	N	Brown	3	2
271	N	Brown	4	3
274	A	Delaware St.	2	0
274	A	Delaware St.	6	4
280	H	Lafayette	5	4
280	H	Lafayette	7	2
280	H	Lafayette	4	5
280	H	Lafayette	0	3

Colgate

C  
o  
l  
g  
a  
t  
e

C  
o  
l  
g  
a  
t  
e



T  
o  
l  
e  
d  
o




Toledo					Through Games Of June 4, 2013 (FINAL)							
Average RPI Win:	188	WON-LOST RECORD	WINNING PCT. RANK	LAST 10 GAMES	STRENGTH OF SCHEDULE	OPP. STRENGTH OF SCHEDULE	TEAM RPI	ADJ RPI	CONF. RPI	ADJ CONF. RPI		
DIV. I ONLY	17-36-0	.32075	246	3-7-0	264	185	259	.40399	257	19	19	
DIV. I NON-CONF.	8-20-0	.28571	242	0-1-0	286	191	272	.37416	270	20	20	
TOTALS	RPI 1-25	RPI 26-50		W-L RECORDS		RPI 51-100		RPI 101-150		RPI 150+		
17-36-0	0-0-0	0-1-0		OVERALL		2-7-0		4-8-0		11-20-0		
5-9-0	0-0-0	0-0-0		HOME		0-2-0		1-1-0		4-6-0		
6-11-0	0-0-0	0-0-0		AWAY		1-1-0		1-4-0		4-6-0		
6-16-0	0-0-0	0-1-0		NEUTRAL		1-4-0		2-3-0		3-8-0		
8-20-0	0-0-0	0-1-0		NON-CONFERENCE		1-3-0		1-4-0		6-12-0		
1-1-0	0-0-0	0-0-0		HOME		0-0-0		0-0-0		1-1-0		
2-5-0	0-0-0	0-0-		AWAY		0-0-0		0-1-0		2-4-0		
5-14-0	0-0-0	0-1-0		NEUTRAL		1-3-0		1-3-0		3-7-0		
9-16-0	0-0-0	0-0-0		CONFERENCE		1-4-0		3-4-0		5-8-0		
4-8-0	0-0-0	0-0-0		HOME		0-2-0		1-1-0		3-5-0		
4-6-0	0-0-0	0-0-0		AWAY		1-1-0		1-3-0		2-2-0		
1-2-0	0-0-0	0-0-0		NEUTRAL		0-1-0		1-0-0		0-1-0		
RPI	S	Opponent	Score	RPI	S	Opponent	Score	RPI	S	Opponent	Score	
				35	N	South Fla.	2 8	64	N	Saint Joseph's	3 6	

T  
o  
l  
e  
d  
o

Non-Div. I Games:

Toledo

RPI	S	Opponent	Score
216	H	Miami (OH)	5 7
216	H	Miami (OH)	10 11
216	N	Miami (OH)	4 5
218	A	Wright St.	6 7
218	A	Wright St.	2 3
219	H	Buffalo	0 1
219	H	Buffalo	2 1
228	N	Northern Ky.	2 6
264	A	Oakland	4 5
264	A	Oakland	3 2
264	H	Oakland	6 2
264	H	Oakland	7 9
268	N	Maine	3 1
268	N	Maine	7 3
269	N	Wagner	6 7
281	N	N.C. Central	9 1

 Tie, 
  Loss, 
  Non-Conf, 
 S Site, H Home, A Away, N Neutral

Average RPI Win:	233	WON-LOST RECORD	WINNING PCT. RANK	LAST 10 GAMES	STRENGTH OF SCHEDULE	OPP. STRENGTH OF SCHEDULE	TEAM RPI	ADJ RPI	CONF. RPI	ADJ CONF. RPI				
DIV. I ONLY		13-37-0	.26 263	4-6-0	190	248	258	.40397 258	29	29				
DIV. I NON-CONF.		4-30-0	.11765 280	0-4-0	119	226	262	.39198 264	29	29				
-----														
TOTALS	RPI 1-25	RPI 26-50		W-L RECORDS		RPI 51-100		RPI 101-150		RPI 150+				
13-37-0	0-1-0	0-4-0		OVERALL		0-4-0		1-5-0		12-23-0				
4-6-0	0-0-0	0-0-0		HOME		0-1-0		0-0-0		4-5-0				
5-23-0	0-1-0	0-2-0		AWAY		0-2-0		0-2-0		5-16-0				
4-8-0	0-0-0	0-2-0		NEUTRAL		0-1-0		1-3-0		3-2-0				
4-30-0	0-1-0	0-4-0		NON-CONFERENCE		0-4-0		1-5-0		3-16-0				
0-2-0	0-0-0	0-0-0		HOME		0-1-0		0-0-0		0-1-0				
0-20-0	0-1-0	0-0-		AWAY		0-2-0		0-2-0		0-13-0				
4-8-0	0-0-0	0-2-0		NEUTRAL		0-1-0		1-3-0		3-2-0				
9-7-0	0-0-0	0-0-0		CONFERENCE		0-0-0		0-0-0		9-7-0				
4-4-0	0-0-0	0-0-0		HOME		0-0-0		0-0-0		4-4-0				
5-3-0	0-0-0	0-0-0		AWAY		0-0-0		0-0-0		5-3-0				
0-0-0	0-0-0	0-0-0		NEUTRAL		0-0-0		0-0-0		0-0-0				
-----														
RPI	S	Opponent	Score		RPI	S	Opponent	Score		RPI	S	Opponent	Score	
19	A	Hofstra	1	4	42	A	North Carolina	2	6	71	A	Neb. Omaha	0	7
					44	N	Notre Dame	4	12	71	N	Neb. Omaha	0	16
					44	N	Notre Dame	0	12	79	A	Fordham	2	8
					48	A	San Diego St.	7	10	79	H	Fordham	2	3

**Non-Div. I Games:**

Iona

Iona

Average RPI Win:		169	WON-LOST RECORD		WINNING PCT. RANK		LAST 10 GAMES		STRENGTH OF SCHEDULE		OPP. STRENGTH OF SCHEDULE		TEAM RPI		ADJ RPI		CONF. RPI		ADJ CONF. RPI	
DIV. I ONLY		8-46-0		.14815	285	2-8-0		148		172		265		.40317	259	21		21		
DIV. I NON-CONF.		3-26-0		.10345	283	0-1-0		110		153		258		.40866	256	17		17		
TOTALS		RPI 1-25		RPI 26-50		W-L RECORDS		RPI 51-100		RPI 101-150		RPI 150+								
8-46-0		0-3-0		0-0-0		OVERALL		0-6-0		3-21-0		5-16-0								
7-18-0		0-0-0		0-0-0		HOME		0-2-0		3-10-0		4-6-0								
1-20-0		0-3-0		0-0-0		AWAY		0-4-0		0-5-0		1-7-0								
0-8-0		0-0-0		0-0-0		NEUTRAL		0-0-0		0-5-0		0-3-0								
3-26-0		0-3-0		0-0-0		NON-CONFERENCE		0-6-0		1-11-0		2-6-0								
3-9-0		0-0-0		0-0-0		HOME		0-2-0		1-4-0		2-3-0								
0-9-0		0-3-0		0-0-		AWAY		0-4-0		0-2-0		0-0-0								
0-8-0		0-0-0		0-0-0		NEUTRAL		0-0-0		0-5-0		0-3-0								
5-20-0		0-0-0		0-0-0		CONFERENCE		0-0-0		2-10-0		3-10-0								
4-9-0		0-0-0		0-0-0		HOME		0-0-0		2-6-0		2-3-0								
1-11-0		0-0-0		0-0-0		AWAY		0-0-0		0-4-0		1-7-0								
0-0-0		0-0-0		0-0-0		NEUTRAL		0-0-0		0-0-0		0-0-0								
RPI	S	Opponent		Score		RPI	S	Opponent		Score		RPI	S	Opponent		Score				
22	A	California		0	5			53	A	Oklahoma St.		0	9	106	H	BYU	0	3		
25	A	Stanford		3	11			53	A	Oklahoma St.		3	13	106	H	BYU	0	3		
25	A	Stanford		0	8			53	A	Oklahoma St.		0	8	106	H	BYU	0	3		
								57	A	San Jose St.		0	4	106	H	BYU	0	11		
								69	H	Pacific		0	6	109	A	Nevada	0	10		
								69	H	Pacific		1	8	109	A	Nevada	2	10		
														112	H	UC Santa Barbara	1	0		
														112	H	UC Santa Barbara	0	1		
														112	H	UC Santa Barbara	1	10		
														116	H	Fresno St.	1	5		
														117	N	UC Davis	1	14		
														117	N	UC Davis	2	7		
														119	N	UNI	1	2		
														119	N	UNI	1	9		
														129	A	Utah Valley	1	3		
														129	A	Utah Valley	1	9		
														129	A	Utah Valley	1	4		
														129	A	Utah Valley	0	5		
														134	H	Loyola Marymount	3	2		
														134	H	Loyola Marymount	3	5		
														134	H	Loyola Marymount	4	3		
														134	H	Loyola Marymount	1	2		
														137	H	Cal St. Northridge	3	7		
														137	N	Cal St. Northridge	0	5		
														165	A	St. Mary's (CA)	1	5		
														165	A	St. Mary's (CA)	0	8		
														165	A	St. Mary's (CA)	3	10		
LAST 10 GAMES																				
		25	A	Stanford	3	11			129	A	Utah Valley	0	5			129	A	Utah Valley	1	4
		198	H	San Diego	5	4			129	A	Utah Valley	1	4			129	A	Utah Valley	1	9
		198	H	San Diego	0	6			129	A	Utah Valley	1	9			165	A	St. Mary's (CA)	1	5
		198	H	San Diego	0	1			129	A	Utah Valley	1	3			165	A	St. Mary's (CA)	0	8
		198	H	San Diego	1	0			106	H	BYU	0	11			165	A	St. Mary's (CA)	3	10

Non-Div. I Games:

Santa Clara

RPI	S	Opponent	Score
165	A	St. Mary's (CA)	0 1
165	H	St. Mary's (CA)	0 4
184	H	Idaho St.	4 3
184	N	Idaho St.	1 12
184	N	Idaho St.	4 6
193	H	St. John's (NY)	3 2
198	H	San Diego	0 1
198	H	San Diego	5 4
198	H	San Diego	0 6
198	H	San Diego	1 0
200	A	CSU Bakersfield	2 4
200	A	CSU Bakersfield	6 3
200	A	CSU Bakersfield	1 3
200	A	CSU Bakersfield	4 5
202	H	Sacramento St.	3 6
202	H	Sacramento St.	3 4
202	H	Sacramento St.	2 3
238	N	Cleveland St.	1 7

Santa Clara

S  
a  
n  
t  
a  
C  
l  
a  
r  
a

S  
a  
n  
t  
a  
C  
l  
a  
r  
a

Holy Cross

Through Games Of June 4, 2013 (FINAL)

Average RPI Win:	253	WON-LOST RECORD	WINNING PCT. RANK	LAST 10 GAMES	STRENGTH OF SCHEDULE	OPP. STRENGTH OF SCHEDULE	TEAM RPI	ADJ RPI	CONF. RPI	ADJ CONF. RPI										
Average RPI Loss:	180																			
DIV. I ONLY	13-31-0	.29545	252	0-10-0	221	273	260	.40306	260	28	28									
DIV. I NON-CONF.	6-18-0	.25	251	0-2-0	176	279	256	.40507	257	28	28									
<hr/>																				
TOTALS	RPI 1-25	RPI 26-50		W-L RECORDS	RPI 51-100		RPI 101-150		RPI 150+											
13-31-0	0-0-0	0-0-0		OVERALL	0-5-0		0-8-0		13-18-0											
4-12-0	0-0-0	0-0-0		HOME	0-2-0		0-0-0		4-10-0											
3-11-0	0-0-0	0-0-0		AWAY	0-2-0		0-6-0		3-3-0											
6-8-0	0-0-0	0-0-0		NEUTRAL	0-1-0		0-2-0		6-5-0											
<hr/>																				
6-18-0	0-0-0	0-0-0		NON-CONFERENCE	0-5-0		0-4-0		6-9-0											
0-4-0	0-0-0	0-0-0		HOME	0-2-0		0-0-0		0-2-0											
0-6-0	0-0-0	0-0-		AWAY	0-2-0		0-2-0		0-2-0											
6-8-0	0-0-0	0-0-0		NEUTRAL	0-1-0		0-2-0		6-5-0											
<hr/>																				
7-13-0	0-0-0	0-0-0		CONFERENCE	0-0-0		0-4-0		7-9-0											
4-8-0	0-0-0	0-0-0		HOME	0-0-0		0-0-0		4-8-0											
3-5-0	0-0-0	0-0-0		AWAY	0-0-0		0-4-0		3-1-0											
0-0-0	0-0-0	0-0-0		NEUTRAL	0-0-0		0-0-0		0-0-0											
<hr/>																				
RPI S	Opponent	Score	RPI S	Opponent	Score	RPI S	Opponent	Score	RPI S	Opponent	Score									
						83 N	UT Martin	0 5	110 A	Penn	0 8									
						95 A	Central Conn. St.	0 8	110 A	Penn	1 5									
						95 A	Central Conn. St.	0 2	110 N	Penn	4 12									
						95 H	Central Conn. St.	0 2	130 A	Lehigh	2 4									
						95 H	Central Conn. St.	0 6	130 A	Lehigh	0 4									
									130 A	Lehigh	0 5									
									130 A	Lehigh	0 8									
									145 N	South Dakota	2 14									
									154 N	Providence	7 11									
									173 H	Army	1 3									
									173 H	Army	2 4									
									173 H	Army	2 1									
									173 H	Army	7 2									
									195 H	Marist	0 8									
									195 H	Marist	4 8									
									199 N	Akron	5 9									
									233 N	Sacred Heart	9 7									
									246 N	Saint Francis (PA)	2 3									
									246 N	Saint Francis (PA)	7 10									
									247 H	Bucknell	6 7									
			247 H	Bucknell	3 4															
						LAST 10 GAMES			247 H	Bucknell	1 2									
									247 H	Bucknell	0 1									
									247 H	Bucknell	6 7	130 A	Lehigh	0 8	252 N	Manhattan	6 5			
									247 H	Bucknell	1 2	130 A	Lehigh	0 4	253 A	Siena	7 15			
									247 H	Bucknell	0 1	130 A	Lehigh	0 5	253 A	Siena	2 10			
									195 H	Marist	0 8	130 A	Lehigh	2 4	256 H	Colgate	2 4			
									<hr/>											

Non-Div. I Games:

Holy Cross

RPI	S	Opponent	Score	
256	H	Colgate	1	0
256	H	Colgate	2	5
256	H	Colgate	2	0
263	N	La Salle	3	4
267	N	Niagara	5	4
273	N	Yale	5	1
273	N	Yale	13	6
280	A	Lafayette	10	1
280	A	Lafayette	6	4
280	A	Lafayette	2	5
280	A	Lafayette	7	6
287	N	Grambling	15	8

Holy Cross

H  
O  
L  
Y  
C  
R  
O  
S  
S

H  
O  
L  
Y  
C  
R  
O  
S  
S



Average RPI Win: 228		WON-LOST	WINNING	LAST 10	STRENGTH OF	OPP. STRENGTH	TEAM	ADJ	CONF.	ADJ CONF.					
Average RPI Loss: 162		RECORD	PCT. RANK	GAMES	SCHEDULE	OF SCHEDULE	RPI	RPI	RPI	RPI					
DIV. I ONLY		14-33-0	.29787	251	5-5-0	248	237	262	.40094	261	30	30			
DIV. I NON-CONF.		3-25-0	.10714	281	2-1-0	126	119	260	.39914	259	30	30			
<hr/>															
TOTALS		RPI 1-25	RPI 26-50		W-L RECORDS		RPI 51-100		RPI 101-150		RPI 150+				
14-33-0	0-0-0		1-3-0		OVERALL	2-7-0		0-4-0		11-19-0					
8-8-0	0-0-0		0-2-0		HOME	2-2-0		0-1-0		6-3-0					
1-12-0	0-0-0		1-0-0		AWAY	0-1-0		0-1-0		0-10-0					
5-13-0	0-0-0		0-1-0		NEUTRAL	0-4-0		0-2-0		5-6-0					
<hr/>															
3-25-0	0-0-0		1-3-0		NON-CONFERENCE	2-7-0		0-4-0		0-11-0					
2-8-0	0-0-0		0-2-0		HOME	2-2-0		0-1-0		0-3-0					
1-8-0	0-0-0		1-0-		AWAY	0-1-0		0-1-0		0-6-0					
0-9-0	0-0-0		0-1-0		NEUTRAL	0-4-0		0-2-0		0-2-0					
<hr/>															
11-8-0	0-0-0		0-0-0		CONFERENCE	0-0-0		0-0-0		11-8-0					
6-0-0	0-0-0		0-0-0		HOME	0-0-0		0-0-0		6-0-0					
0-4-0	0-0-0		0-0-0		AWAY	0-0-0		0-0-0		0-4-0					
5-4-0	0-0-0		0-0-0		NEUTRAL	0-0-0		0-0-0		5-4-0					
<hr/>															
RPI	S	Opponent	Score	RPI	S	Opponent	Score	RPI	S	Opponent	Score				
				29	A	UAB	3 2	56	H	Kennesaw St.	4 3	104	H	UNC Greensboro	0 4
				29	H	UAB	0 4	56	N	Kennesaw St.	2 4	126	N	Saint Louis	2 4
				29	H	UAB	1 11	56	N	Kennesaw St.	0 5	133	A	Jacksonville St.	3 4
				37	N	South Carolina	0 29	66	H	Auburn	6 9	150	N	Indiana	0 8
								67	H	Eastern Ill.	0 12	159	A	Mercer	2 3
								67	H	Eastern Ill.	5 0	159	A	Mercer	0 9
								71	N	Neb. Omaha	1 6	159	A	Mercer	7 14
								73	A	Ga. Southern	2 6	171	H	Samford	0 3
								82	N	FIU	0 2	223	N	IUPUI	3 5
												223	N	IUPUI	1 15
												224	H	Belmont	0 7
												224	H	Belmont	0 10
												230	A	Jackson St.	6 14
												230	A	Jackson St.	2 4
												230	A	Jackson St.	9 16
												230	N	Jackson St.	11 2
												240	A	Florida A&M	2 3
												242	A	Mississippi Val.	2 10
												242	N	Mississippi Val.	3 11
												244	A	Tennessee St.	0 10
												244	A	Tennessee St.	1 5
												254	N	Texas Southern	3 6
												272	N	Ark.-Pine Bluff	2 0
												272	N	Ark.-Pine Bluff	2 3
												275	H	Alcorn	12 4
												275	H	Alcorn	13 2
												275	H	Alcorn	4 0
<hr/>															
LAST 10 GAMES				LAST 10 GAMES				LAST 10 GAMES				LAST 10 GAMES			
				242	N	Mississippi Val.	3 11	230	A	Jackson St.	9 16	272	N	Ark.-Pine Bluff	2 0
				230	N	Jackson St.	11 2	230	A	Jackson St.	2 4	272	N	Ark.-Pine Bluff	2 3
				287	N	Grambling	9 4	240	A	Florida A&M	2 3	275	H	Alcorn	12 4
				272	N	Ark.-Pine Bluff	2 0	29	A	UAB	3 2	275	H	Alcorn	13 2
				230	A	Jackson St.	6 14	56	H	Kennesaw St.	4 3	275	H	Alcorn	4 0

Non-Div. I Games:

Alabama St.

RPI	S	Opponent	Score	
284	H	Alabama A&M	8	6
284	H	Alabama A&M	6	5
284	H	Alabama A&M	1	0
285	N	Prairie View	6	8
286	N	Southern U.	9	8
287	N	Grambling	9	4
287	N	Grambling	11	9

Alabama St.

A  
l  
a  
b  
a  
m  
a  
S  
t  
.

A  
l  
a  
b  
a  
m  
a  
S  
t  
.

Average RPI Win:	239	WON-LOST	WINNING	LAST 10	STRENGTH OF	OPP. STRENGTH	TEAM	ADJ	CONF.	ADJ CONF.				
Average RPI Loss:	149	RECORD	PCT. RANK	GAMES	SCHEDULE	OF SCHEDULE	RPI	RPI	RPI	RPI				
DIV. I ONLY		10-30-0	.25	266	1-9-0	235	216	264	.39838	262	27	27		
DIV. I NON-CONF.		8-20-0	.28571	242	1-3-0	160	216	236	.4297	235	25	24		
<hr/>														
TOTALS	RPI 1-25	RPI 26-50		W-L RECORDS		RPI 51-100		RPI 101-150		RPI 150+				
10-30-0	0-3-0	0-1-0		OVERALL		0-3-0		2-8-0		8-15-0				
0-3-0	0-0-0	0-0-0		HOME		0-0-0		0-0-0		0-3-0				
3-12-0	0-0-0	0-0-0		AWAY		0-0-0		1-0-0		2-3-0				
7-15-0	0-1-0	0-1-0		NEUTRAL		0-3-0		1-5-0		6-5-0				
8-20-0	0-3-0	0-1-0		NON-CONFERENCE		0-3-0		2-8-0		6-5-0				
0-0-0	0-0-0	0-0-0		HOME		0-0-0		0-0-0		0-0-0				
1-5-0	0-2-0	0-0-		AWAY		0-0-0		1-3-0		0-0-0				
7-15-0	0-1-0	0-1-0		NEUTRAL		0-3-0		1-5-0		6-5-0				
2-10-0	0-0-0	0-0-0		CONFERENCE		0-0-0		0-0-0		2-10-0				
0-3-0	0-0-0	0-0-0		HOME		0-0-0		0-0-0		0-3-0				
2-7-0	0-0-0	0-0-0		AWAY		0-0-0		0-0-0		2-7-0				
0-0-0	0-0-0	0-0-0		NEUTRAL		0-0-0		0-0-0		0-0-0				
RPI	S	Opponent	Score		RPI	S	Opponent	Score		RPI	S	Opponent	Score	
8	A	Arizona St.	7	15	42	N	North Carolina	0	16	67	N	Eastern Ill.	0	7
8	A	Arizona St.	0	8						87	N	Creighton	0	9
24	N	Baylor	4	20						89	N	IPFW	0	6
												Iowa St.	0	8
												Iowa St.	1	11
												Robert Morris	2	4
												Utah Valley	3	4
												Lehigh	0	7
												Lehigh	5	3
												Binghamton	5	8
												East Carolina	0	6
												South Dakota	9	8
												South Dakota	3	4
												Portland St.	0	1
												Portland St.	2	11
												Portland St.	1	5
												Idaho St.	2	11
												Idaho St.	0	19
												Idaho St.	2	10
												Butler	2	4
												Akron	3	8
												Indiana St.	1	7
												Northern Colo.	6	4
												Northern Colo.	0	8
												Northern Colo.	2	5
												South Dakota St.	5	3
												South Dakota St.	4	8
												South Dakota St.	7	8
												South Dakota St.	7	3
												Weber St.	3	7
LAST 10 GAMES														
					152	H	Portland St.	2	11	184	A	Idaho St.	2	10
					152	H	Portland St.	0	1	251	N	South Dakota St.	7	8
					152	H	Portland St.	1	5	251	N	South Dakota St.	4	8
					184	A	Idaho St.	2	11	145	A	South Dakota	3	4
					184	A	Idaho St.	0	19	145	A	South Dakota	9	8

Non-Div. I Games:

North Dakota

North Dakota

Average RPI Win:	251	WON-LOST	WINNING	LAST 10	STRENGTH OF	OPP. STRENGTH	TEAM	ADJ	CONF.	ADJ CONF.		
Average RPI Loss:	163	RECORD	PCT. RANK	GAMES	SCHEDULE	OF SCHEDULE	RPI	RPI	RPI	RPI		
DIV. I ONLY		16-31-0	.34043	229	3-7-0	270	247	263	.39593	263	22	22
DIV. I NON-CONF.		13-12-0	.52	126	2-1-0	288	282	249	.41459	251	22	22
<hr/>												
TOTALS	RPI 1-25	RPI 26-50		W-L RECORDS		RPI 51-100		RPI 101-150		RPI 150+		
16-31-0	0-0-0	0-0-0		OVERALL		0-6-0		0-7-0		16-18-0		
5-11-0	0-0-0	0-0-0		HOME		0-2-0		0-0-0		5-9-0		
5-16-0	0-0-0	0-0-0		AWAY		0-4-0		0-4-0		5-8-0		
6-4-0	0-0-0	0-0-0		NEUTRAL		0-0-0		0-3-0		6-1-0		
13-12-0	0-0-0	0-0-0		NON-CONFERENCE		0-2-0		0-5-0		13-5-0		
3-3-0	0-0-0	0-0-0		HOME		0-0-0		0-0-0		3-3-0		
4-5-0	0-0-0	0-0-		AWAY		0-2-0		0-2-0		4-1-0		
6-4-0	0-0-0	0-0-0		NEUTRAL		0-0-0		0-3-0		6-1-0		
3-19-0	0-0-0	0-0-0		CONFERENCE		0-4-0		0-2-0		3-13-0		
2-8-0	0-0-0	0-0-0		HOME		0-2-0		0-0-0		2-6-0		
1-11-0	0-0-0	0-0-0		AWAY		0-2-0		0-2-0		1-7-0		
0-0-0	0-0-0	0-0-0		NEUTRAL		0-0-0		0-0-0		0-0-0		
RPI	S	Opponent	Score	RPI	S	Opponent	Score	RPI	S	Opponent	Score	
						64 H Saint Joseph's	0 8	115 A Delaware		1 5		
						64 H Saint Joseph's	1 7	115 A Delaware		4 6		
						79 A Fordham	0 8	126 A Saint Louis		0 6		
						79 A Fordham	1 5	126 A Saint Louis		5 6		
						96 A Monmouth	3 4	139 N Loyola Chicago		3 5		
						96 A Monmouth	0 7	145 N South Dakota		1 10		
								145 N South Dakota		3 12		
								155 H Temple		1 11		
								155 H Temple		5 0		
								158 A Villanova		5 3		
								158 A Villanova		0 4		
								160 H George Washington		6 4		
								160 H George Washington		4 7		
								164 H Dayton		1 7		
								164 H Dayton		6 9		
								169 H Charlotte		4 8		
								169 H Charlotte		0 7		
								172 A Massachusetts		0 8		
								172 A Massachusetts		0 5		
								197 A Butler		1 15		
								197 A Butler		0 2		
				LAST 10 GAMES				225 H Drexel		2 7		
				169 H Charlotte	4 8	160 H George Washington	4 7	233 N Sacred Heart		2 1		
				169 H Charlotte	0 7	160 H George Washington	6 4	233 N Sacred Heart		0 8		
				277 H Rider	5 1	282 H UMBC	3 2	247 H Bucknell		0 7		
				270 A St. Bonaventure	3 5	282 H UMBC	10 13	247 H Bucknell		8 0		
				270 A St. Bonaventure	2 7	164 H Dayton	1 7	260 N Holy Cross		4 3		

**Non-Div. I Games:**

La Salle

RPI	S	Opponent	Score	
265	A	Rhode Island	7	2
265	A	Rhode Island	3	7
270	A	St. Bonaventure	3	5
270	A	St. Bonaventure	2	7
276	N	Detroit	3	2
276	N	Detroit	6	0
277	H	Rider	5	1
278	A	Coppin St.	9	0
282	A	UMBC	5	4
282	H	UMBC	3	2
282	H	UMBC	10	13
287	N	Grambling	8	0
289	A	Morgan St.	15	0
289	N	Morgan St.	5	4

La Salle

L  
a  
S  
a  
l  
l  
e

L  
a  
S  
a  
l  
l  
e

Average RPI Win:	208	WON-LOST RECORD	WINNING PCT. RANK	LAST 10 GAMES	STRENGTH OF SCHEDULE	OPP. STRENGTH OF SCHEDULE	TEAM RPI	ADJ RPI	CONF. RPI	ADJ CONF. RPI			
Average RPI Loss:	156												
DIV. I ONLY	6-22-1	.22414	268	2-8-0	194	230	261	.39565	264	18	18		
DIV. I NON-CONF.	4-7-1	.375	205	1-1-0	284	254	265	.38966	266	21	21		
<hr/>													
TOTALS	RPI 1-25	RPI 26-50		W-L RECORDS	RPI 51-100		RPI 101-150		RPI 150+				
6-22-1	0-0-0	0-0-0		OVERALL	1-10-0		0-0-0		5-12-1				
2-6-0	0-0-0	0-0-0		HOME	1-5-0		0-0-0		1-1-0				
2-10-1	0-0-0	0-0-0		AWAY	0-2-0		0-0-0		2-8-1				
2-6-0	0-0-0	0-0-0		NEUTRAL	0-3-0		0-0-0		2-3-0				
<hr/>													
4-7-1	0-0-0	0-0-0		NON-CONFERENCE	0-2-0		0-0-0		4-5-1				
1-1-0	0-0-0	0-0-0		HOME	0-0-0		0-0-0		1-1-0				
1-6-1	0-0-0	0-0-		AWAY	0-2-0		0-0-0		1-4-1				
2-0-0	0-0-0	0-0-0		NEUTRAL	0-0-0		0-0-0		2-0-0				
<hr/>													
2-15-0	0-0-0	0-0-0		CONFERENCE	1-8-0		0-0-0		1-7-0				
1-5-0	0-0-0	0-0-0		HOME	1-5-0		0-0-0		0-0-0				
1-4-0	0-0-0	0-0-0		AWAY	0-0-0		0-0-0		1-4-0				
0-6-0	0-0-0	0-0-0		NEUTRAL	0-3-0		0-0-0		0-3-0				
<hr/>													
RPI S	Opponent	Score	RPI S	Opponent	Score	RPI S	Opponent	Score	RPI S	Opponent	Score		
						51 A	Georgia St.	2	11	167 A	Western Ill.	3	4
						52 A	North Florida	2	3	167 A	Western Ill.	1	5
						62 N	North Dakota St.	1	4	196 A	Eastern Mich.	4	4
						62 N	North Dakota St.	0	2	196 A	Eastern Mich.	5	6
						62 N	North Dakota St.	0	1	214 N	Presbyterian	13	5
						71 H	Neb. Omaha	0	4	223 A	IUPUI	2	3
						71 H	Neb. Omaha	0	1	223 A	IUPUI	5	1
						71 H	Neb. Omaha	2	1	223 A	IUPUI	1	6
						89 H	IPFW	0	7	228 N	Northern Ky.	6	4
						89 H	IPFW	0	1	240 A	Florida A&M	0	4
						89 H	IPFW	2	4	240 A	Florida A&M	4	5
										251 N	South Dakota St.	1	4
										251 N	South Dakota St.	4	7
										251 N	South Dakota St.	0	2
										257 A	Toledo	2	6
										257 A	Toledo	9	7
										257 H	Toledo	5	4
										257 H	Toledo	2	3
<hr/>													
			LAST 10 GAMES										
			71 H	Neb. Omaha	0	4	62 N	North Dakota St.	1	4			
			71 H	Neb. Omaha	2	1	257 H	Toledo	2	3			
			71 H	Neb. Omaha	0	1	257 H	Toledo	5	4			
			62 N	North Dakota St.	0	2	89 H	IPFW	0	7			
			62 N	North Dakota St.	0	1	89 H	IPFW	0	1			

Non-Div. I Games: Columbus St. 1 0 Columbus St. 0 4

Oakland

Average RPI Win: 248		WON-LOST	WINNING	LAST 10	STRENGTH OF		OPP. STRENGTH	TEAM	ADJ		CONF.	ADJ CONF.			
Average RPI Loss: 158		RECORD	PCT. RANK	GAMES	SCHEDULE		OF SCHEDULE	RPI	RPI		RPI	RPI			
DIV. I ONLY		10-37-0	.21277	271	1-9-0		217	240	268	.39109	265	22	22		
DIV. I NON-CONF.		7-19-0	.26923	247	0-0-0		245	264	264	.39557	261	22	22		
TOTALS		RPI 1-25	RPI 26-50		W-L RECORDS		RPI 51-100		RPI 101-150		RPI 150+				
10-37-0		0-0-0	0-1-0		OVERALL		0-6-0		1-7-0		9-23-0				
3-10-0		0-0-0	0-0-0		HOME		0-0-0		1-2-0		2-8-0				
6-18-0		0-0-0	0-0-0		AWAY		0-6-0		0-2-0		6-10-0				
1-9-0		0-0-0	0-1-0		NEUTRAL		0-0-0		0-3-0		1-5-0				
7-19-0		0-0-0	0-1-0		NON-CONFERENCE		0-2-0		0-6-0		7-10-0				
0-1-0		0-0-0	0-0-0		HOME		0-0-0		0-1-0		0-0-0				
6-9-0		0-0-0	0-0-		AWAY		0-2-0		0-2-0		6-5-0				
1-9-0		0-0-0	0-1-0		NEUTRAL		0-0-0		0-3-0		1-5-0				
3-18-0		0-0-0	0-0-0		CONFERENCE		0-4-0		1-1-0		2-13-0				
3-9-0		0-0-0	0-0-0		HOME		0-0-0		1-1-0		2-8-0				
0-9-0		0-0-0	0-0-0		AWAY		0-4-0		0-0-0		0-5-0				
0-0-0		0-0-0	0-0-0		NEUTRAL		0-0-0		0-0-0		0-0-0				
RPI	S	Opponent	Score	RPI	S	Opponent	Score	RPI	S	Opponent	Score	RPI	S	Opponent	Score
				35	N	South Fla.	0 3	64	A	Saint Joseph's	1 2	102	A	Coastal Caro.	2 10
								64	A	Saint Joseph's	0 1	102	A	Coastal Caro.	2 7
								79	A	Fordham	2 6	108	N	Virginia	2 4
								79	A	Fordham	2 12	124	H	Connecticut	2 11
								95	A	Central Conn. St.	0 11	126	H	Saint Louis	7 5
								95	A	Central Conn. St.	3 11	126	H	Saint Louis	2 21
												131	N	Furman	0 4
												139	N	Loyola Chicago	0 7
												154	A	Providence	1 2
												154	A	Providence	2 6
												155	A	Temple	2 10
												155	A	Temple	7 9
												160	H	George Washington	8 9
												160	H	George Washington	1 9
												164	A	Dayton	6 11
												169	A	Charlotte	3 12
												169	A	Charlotte	3 4
												172	H	Massachusetts	0 7
												172	H	Massachusetts	0 10
												192	N	Dartmouth	4 3
												195	N	Marist	0 6
												195	N	Marist	0 7
				LAST 10 GAMES								197	H	Butler	1 8
				197	H	Butler	1 8	64	A	Saint Joseph's	0 1	197	H	Butler	2 6
				126	H	Saint Louis	7 5	64	A	Saint Joseph's	1 2	203	N	Radford	2 5
				126	H	Saint Louis	2 21	155	A	Temple	2 10	208	A	Harvard	1 11
				172	H	Massachusetts	0 7	155	A	Temple	7 9	208	A	Harvard	1 2

Non-Div. I Games:

Rhode Island



RPI	S	Opponent	Score	
239	N	Hartford	5	6
256	A	Colgate	5	4
263	H	La Salle	7	3
263	H	La Salle	2	7
268	N	Maine	1	2
270	H	St. Bonaventure	6	2
270	H	St. Bonaventure	6	11
271	A	Brown	2	0
271	A	Brown	4	0
273	A	Yale	13	6
273	A	Yale	3	5
278	A	Coppin St.	5	4
282	A	UMBC	8	1

Rhode Island

Average RPI Win:	190	WON-LOST RECORD	WINNING PCT. RANK	LAST 10 GAMES	STRENGTH OF SCHEDULE	OPP. STRENGTH OF SCHEDULE	TEAM RPI	ADJ RPI	CONF. RPI	ADJ CONF. RPI	
DIV. I ONLY		8-38-0	.17391 281	2-8-0	230	202	274	.38648 266	27	27	
DIV. I NON-CONF.		3-25-0	.10714 281	0-2-0	156	142	268	.39459 262	25	24	
<hr/>											
TOTALS	RPI 1-25	RPI 26-50		W-L RECORDS	RPI 51-100		RPI 101-150		RPI 150+		
8-38-0	0-0-0	0-2-0		OVERALL	1-6-0		2-11-0		5-19-0		
2-11-0	0-0-0	0-0-0		HOME	0-0-0		0-2-0		2-9-0		
4-12-0	0-0-0	0-0-0		AWAY	1-1-0		0-3-0		3-8-0		
2-15-0	0-0-0	0-2-0		NEUTRAL	0-5-0		2-6-0		0-2-0		
<hr/>											
3-25-0	0-0-0	0-2-0		NON-CONFERENCE	1-6-0		2-11-0		0-6-0		
0-4-0	0-0-0	0-0-0		HOME	0-0-0		0-2-0		0-2-0		
1-6-0	0-0-0	0-0-		AWAY	1-1-0		0-3-0		0-2-0		
2-15-0	0-0-0	0-2-0		NEUTRAL	0-5-0		2-6-0		0-2-0		
<hr/>											
5-13-0	0-0-0	0-0-0		CONFERENCE	0-0-0		0-0-0		5-13-0		
2-7-0	0-0-0	0-0-0		HOME	0-0-0		0-0-0		2-7-0		
3-6-0	0-0-0	0-0-0		AWAY	0-0-0		0-0-0		3-6-0		
0-0-0	0-0-0	0-0-0		NEUTRAL	0-0-0		0-0-0		0-0-0		
<hr/>											
RPI	S	Opponent	Score	RPI	S	Opponent	Score	RPI	S	Opponent	Score
				27	N	Arkansas	2 10	53	N	Oklahoma St.	1 2
				46	N	DePaul	2 13	58	N	Cal St. Fullerton	0 5
								62	N	North Dakota St.	0 3
								68	A	Utah	2 11
								68	A	Utah	6 1
								84	N	New Mexico St.	0 2
								84	N	New Mexico St.	0 4

**Non-Div. I Games:                      Great Falls**

12 4 Great Falls 7 0

Weber St.

RPI	S	Opponent	Score	
231	H	Southern Utah	2	6
231	H	Southern Utah	2	12
237	A	Northern Colo.	2	5
237	A	Northern Colo.	6	1
237	A	Northern Colo.	2	1
248	H	Utah St.	1	2
248	H	Utah St.	3	11
262	H	North Dakota	6	3
262	H	North Dakota	7	3
262	H	North Dakota	4	11

Weber St.

W  
e  
b  
e  
r  
s  
t  
.

W  
e  
b  
e  
r  
s  
t  
.

Average RPI Win: 261		WON-LOST	WINNING	LAST 10	STRENGTH OF		OPP. STRENGTH	TEAM	ADJ		CONF.	ADJ CONF.	
Average RPI Loss: 184		RECORD	PCT. RANK	GAMES	SCHEDULE		OF SCHEDULE	RPI	RPI		RPI	RPI	
DIV. I ONLY		16-30-0	.34783	226	5-5-0		273	265	266	.38618	267	29	29
DIV. I NON-CONF.		6-21-0	.22222	260	1-2-0		275	251	276	.36101	274	29	29
TOTALS		RPI 1-25	RPI 26-50		W-L RECORDS		RPI 51-100		RPI 101-150		RPI 150+		
16-30-0	0-0-0	0-1-0		OVERALL		0-3-0		0-6-0		16-20-0			
6-8-0	0-0-0	0-0-0		HOME		0-0-0		0-0-0		6-8-0			
7-12-0	0-0-0	0-0-0		AWAY		0-1-0		0-3-0		7-3-0			
3-10-0	0-0-0	0-1-0		NEUTRAL		0-1-0		0-2-0		3-6-0			
6-21-0	0-0-0	0-1-0		NON-CONFERENCE		0-3-0		0-6-0		6-11-0			
1-5-0	0-0-0	0-0-0		HOME		0-0-0		0-0-0		1-5-0			
3-7-0	0-0-0	0-0-		AWAY		0-2-0		0-4-0		3-1-0			
2-9-0	0-0-0	0-1-0		NEUTRAL		0-1-0		0-2-0		2-5-0			
10-9-0	0-0-0	0-0-0		CONFERENCE		0-0-0		0-0-0		10-9-0			
5-3-0	0-0-0	0-0-0		HOME		0-0-0		0-0-0		5-3-0			
4-5-0	0-0-0	0-0-0		AWAY		0-0-0		0-0-0		4-5-0			
1-1-0	0-0-0	0-0-0		NEUTRAL		0-0-0		0-0-0		1-1-0			
RPI	S	Opponent	Score	RPI	S	Opponent	Score	RPI	S	Opponent	Score		
				49	N	Lipscomb	1 17	83	N	UT Martin	1 6		
								85	A	Stetson	1 4		
								85	A	Stetson	0 8		
										105	N Michigan St.	1 8	
										105	N Michigan St.	1 2	
										130	A Lehigh	3 4	
										130	A Lehigh	1 3	
										130	A Lehigh	8 10	
										130	A Lehigh	3 6	
										174	A Fairfield	6 9	
										174	A Fairfield	2 3	
										174	N Fairfield	1 3	
										182	N Tennessee Tech	4 7	
										185	N Ohio	5 14	
										195	A Marist	0 2	
										195	H Marist	5 7	
										195	H Marist	3 2	
										199	H Akron	1 4	
										219	H Buffalo	0 8	
										219	H Buffalo	0 1	
										228	N Northern Ky.	1 2	
										233	N Sacred Heart	2 0	
										243	A Bethune-Cookman	5 2	
										243	A Bethune-Cookman	2 10	
										246	N Saint Francis (PA)	6 7	
										252	H Manhattan	11 6	
										252	H Manhattan	5 0	
										253	H Siena	2 5	
										253	H Siena	7 10	
										253	N Siena	6 3	
LAST 10 GAMES													
				174	N	Fairfield	1 3	282	H	UMBC	5 7		
				195	A	Marist	0 2	258	A	Iona	2 0		
				253	N	Siena	6 3	258	A	Iona	3 4		
				282	H	UMBC	4 3	277	A	Rider	5 1		
				282	H	UMBC	2 4	277	A	Rider	9 1		

Non-Div. I Games:

Niagara

RPI	S	Opponent	Score
255	A	Canisius	1 2
255	A	Canisius	1 0
258	A	Iona	2 0
258	A	Iona	3 4
260	N	Holy Cross	4 5
270	A	St. Bonaventure	8 2
270	A	St. Bonaventure	6 3
277	A	Rider	9 1
277	A	Rider	5 1
281	N	N.C. Central	9 1
282	H	UMBC	4 3
282	H	UMBC	2 4
282	H	UMBC	5 7
288	H	Saint Peter's	10 2
288	H	Saint Peter's	5 0

Niagara

Maine

Tie, Loss, Non-Conf,S Site, H Home, A Away, N Neutral Page 462

RPI	S	Opponent	Score
239	H	Hartford	3 <b>4</b>
256	N	Colgate	3 <b>5</b>
257	N	Toledo	3 <b>7</b>
257	N	Toledo	1 <b>3</b>
265	N	Rhode Island	2 1
281	H	N.C. Central	9 1
282	A	UMBC	2 <b>4</b>
282	A	UMBC	11 7
282	A	UMBC	7 6

Maine

Average RPI Win:	261	WON-LOST RECORD	WINNING PCT. RANK	LAST 10 GAMES	STRENGTH OF SCHEDULE	OPP. STRENGTH OF SCHEDULE	TEAM RPI	ADJ RPI	CONF. RPI	ADJ CONF. RPI			
DIV. I ONLY		12-37-0	.2449	267	3-7-0	252	250	269	.37895	269	23	23	
DIV. I NON-CONF.		9-20-0	.31034	234	2-2-0	277	276	269	.3785	268	23	23	
<hr/>													
TOTALS	RPI 1-25	RPI 26-50		W-L RECORDS		RPI 51-100		RPI 101-150		RPI 150+			
12-37-0	0-0-0	0-1-0		OVERALL		0-7-0		0-5-0		12-24-0			
8-12-0	0-0-0	0-0-0		HOME		0-4-0		0-0-0		8-8-0			
0-13-0	0-0-0	0-0-0		AWAY		0-2-0		0-2-0		0-9-0			
4-12-0	0-0-0	0-1-0		NEUTRAL		0-1-0		0-3-0		4-7-0			
9-20-0	0-0-0	0-1-0		NON-CONFERENCE		0-3-0		0-3-0		9-13-0			
5-5-0	0-0-0	0-0-0		HOME		0-0-0		0-0-0		5-5-0			
0-3-0	0-0-0	0-0-		AWAY		0-2-0		0-0-0		0-1-0			
4-12-0	0-0-0	0-1-0		NEUTRAL		0-1-0		0-3-0		4-7-0			
3-17-0	0-0-0	0-0-0		CONFERENCE		0-4-0		0-2-0		3-11-0			
3-7-0	0-0-0	0-0-0		HOME		0-4-0		0-0-0		3-3-0			
0-10-0	0-0-0	0-0-0		AWAY		0-0-0		0-2-0		0-8-0			
0-0-0	0-0-0	0-0-0		NEUTRAL		0-0-0		0-0-0		0-0-0			
RPI	S	Opponent	Score	RPI	S	Opponent	Score	RPI	S	Opponent	Score		
				35	N	South Fla.	0 5	95	H	Central Conn. St.	0 8		
								95	H	Central Conn. St.	1 13		
								96	H	Monmouth	0 9		
								96	H	Monmouth	0 6		
								97	A	Col. of Charleston	2 3		
								97	A	Col. of Charleston	1 4		
								100	N	Central Mich.	4 7		
										111	A	Robert Morris	1 6
										111	A	Robert Morris	0 1
										129	N	Utah Valley	2 4
										130	N	Lehigh	0 7
										136	N	Chattanooga	2 9
										155	H	Temple	5 9
										155	H	Temple	3 8
										173	N	Army	6 12
										180	H	Fairleigh Dickinson	4 3
										180	H	Fairleigh Dickinson	1 5
										181	A	LIU Brooklyn	5 6
										181	A	LIU Brooklyn	1 5
										186	N	Boston U.	2 10
										191	A	Bryant	7 8
										191	A	Bryant	4 6
										197	N	Butler	2 6
										203	N	Radford	1 8
										215	N	Green Bay	2 1
										220	H	Quinnipiac	4 6
										220	H	Quinnipiac	5 6
										227	A	Charleston So.	1 9
										233	A	Sacred Heart	0 1
										233	A	Sacred Heart	0 8
										236	N	Youngstown St.	2 10
										245	N	Columbia	2 5
										246	A	Saint Francis (PA)	2 4
										246	A	Saint Francis (PA)	2 4
LAST 10 GAMES													
				180	H	Fairleigh Dickinson	1 5	246	A	Saint Francis (PA)	2 4		
				180	H	Fairleigh Dickinson	4 3	111	A	Robert Morris	1 6		
				252	H	Manhattan	3 6	111	A	Robert Morris	0 1		
				252	H	Manhattan	2 6	280	H	Lafayette	2 0		
				246	A	Saint Francis (PA)	2 4	280	H	Lafayette	5 0		

Non-Div. I Games:

Wagner



RPI	S	Opponent	Score	
250	H	Mt. St. Mary's	4	3
250	H	Mt. St. Mary's	8	7
252	H	Manhattan	3	6
252	H	Manhattan	2	6
257	N	Toledo	7	6
262	N	North Dakota	1	3
273	H	Yale	3	5
273	H	Yale	5	4
277	N	Rider	5	1
280	H	Lafayette	5	0
280	H	Lafayette	2	0
288	H	Saint Peter's	11	3
288	H	Saint Peter's	5	0
288	N	Saint Peter's	7	4

Wagner

Average RPI Win:	230	WON-LOST	WINNING	LAST 10	STRENGTH OF	OPP. STRENGTH	TEAM	ADJ	CONF.	ADJ CONF.	
Average RPI Loss:	163	RECORD	PCT. RANK	GAMES	SCHEDULE	OF SCHEDULE	RPI	RPI	RPI	RPI	
DIV. I ONLY	10-42-0	.19231	280	4-6-0	184	242	267	.37836	270	22	22
DIV. I NON-CONF.	6-24-0	.2	264	2-2-0	195	266	266	.37652	269	22	22
<hr/>											
TOTALS	RPI 1-25	RPI 26-50		W-L RECORDS	RPI 51-100		RPI 101-150		RPI 150+		
10-42-0	0-0-0	0-1-0		OVERALL	0-7-0		2-7-0		8-27-0		
4-12-0	0-0-0	0-0-0		HOME	0-4-0		1-1-0		3-7-0		
5-17-0	0-0-0	0-0-0		AWAY	0-3-0		1-2-0		4-12-0		
1-13-0	0-0-0	0-1-0		NEUTRAL	0-0-0		0-4-0		1-8-0		
<hr/>											
6-24-0	0-0-0	0-1-0		NON-CONFERENCE	0-3-0		1-6-0		5-14-0		
2-4-0	0-0-0	0-0-0		HOME	0-0-0		1-1-0		1-3-0		
3-7-0	0-0-0	0-0-		AWAY	0-3-0		0-1-0		3-3-0		
1-13-0	0-0-0	0-1-0		NEUTRAL	0-0-0		0-4-0		1-8-0		
<hr/>											
4-18-0	0-0-0	0-0-0		CONFERENCE	0-4-0		1-1-0		3-13-0		
2-8-0	0-0-0	0-0-0		HOME	0-4-0		0-0-0		2-4-0		
2-10-0	0-0-0	0-0-0		AWAY	0-0-0		1-1-0		1-9-0		
0-0-0	0-0-0	0-0-0		NEUTRAL	0-0-0		0-0-0		0-0-0		
<hr/>											
RPI S	Opponent	Score	RPI S	Opponent	Score	RPI S	Opponent	Score	RPI S	Opponent	Score
			32 N	Minnesota	4 7	52 A	North Florida	1 4	105 N	Michigan St.	0 8
						52 A	North Florida	4 8	105 N	Michigan St.	0 12
						55 A	FGCU	6 14	108 N	Virginia	5 15
						64 H	Saint Joseph's	4 8	111 N	Robert Morris	1 4
						64 H	Saint Joseph's	0 6	113 A	Campbell	0 9
						79 H	Fordham	1 15	126 A	Saint Louis	2 8
						79 H	Fordham	5 6	126 A	Saint Louis	4 3
									138 H	Binghamton	10 8
									138 H	Binghamton	3 7
									155 H	Temple	7 16
									155 H	Temple	3 16
									157 N	Princeton	2 10
									158 N	Villanova	8 10
									160 A	George Washington	0 8
									160 A	George Washington	5 7
									162 N	Seton Hall	5 12
									164 A	Dayton	0 3
									164 A	Dayton	3 4
									169 H	Charlotte	6 9
									169 H	Charlotte	0 2
									172 A	Massachusetts	4 6
									172 A	Massachusetts	4 12
			LAST 10 GAMES						197 A	Butler	3 6
			164 A	Dayton	3 4	219 H	Buffalo	2 3	197 A	Butler	1 2
			164 A	Dayton	0 3	263 H	La Salle	5 3	219 H	Buffalo	4 3
			236 A	Youngstown St.	1 7	263 H	La Salle	7 2	219 H	Buffalo	2 3
			236 A	Youngstown St.	7 4	79 H	Fordham	5 6	236 A	Youngstown St.	7 4
			219 H	Buffalo	4 3	79 H	Fordham	1 15			

Non-Div. I Games:

St. Bonaventure

RPI	S	Opponent	Score	
236	A	Youngstown St.	1	7
238	A	Cleveland St.	7	2
247	N	Bucknell	7	8
250	N	Mt. St. Mary's	2	15
255	A	Canisius	4	7
255	A	Canisius	2	4
255	N	Canisius	2	10
255	N	Canisius	2	5
263	H	La Salle	5	3
263	H	La Salle	7	2
265	A	Rhode Island	11	6
265	A	Rhode Island	2	6
267	H	Niagara	3	6
267	H	Niagara	2	8
274	A	Delaware St.	5	4
274	N	Delaware St.	6	7
274	N	Delaware St.	8	5

St. Bonaventure

S  
t  
.  
B  
o  
n  
a  
v  
e  
n  
t  
u  
r  
e

S  
t  
.  
B  
o  
n  
a  
v  
e  
n  
t  
u  
r  
e

Average RPI Win:	256	WON-LOST RECORD	WINNING PCT. RANK	LAST 10 GAMES		STRENGTH OF SCHEDULE	OPP. STRENGTH OF SCHEDULE	TEAM RPI	ADJ RPI	CONF. RPI	ADJ CONF. RPI	
Average RPI Loss:	182											
DIV. I ONLY		10-28-0	.26316	262	3-7-0	261	264	272	.37794	271	25	26
DIV. I NON-CONF.		6-12-0	.33333	222	0-1-0	268	273	261	.39066	265	27	27
TOTALS	RPI 1-25		RPI 26-50		W-L RECORDS		RPI 51-100		RPI 101-150		RPI 150+	
10-28-0	0-1-0		0-0-0		OVERALL		0-3-0		0-2-0		10-22-0	
3-10-0	0-0-0		0-0-0		HOME		0-0-0		0-2-0		3-8-0	
2-12-0	0-0-0		0-0-0		AWAY		0-1-0		0-0-0		2-11-0	
5-6-0	0-1-0		0-0-0		NEUTRAL		0-2-0		0-0-0		5-3-0	
6-12-0	0-1-0		0-0-0		NON-CONFERENCE		0-3-0		0-0-0		6-8-0	
0-3-0	0-0-0		0-0-0		HOME		0-0-0		0-0-0		0-3-0	
1-3-0	0-0-0		0-0-		AWAY		0-1-0		0-0-0		1-2-0	
5-6-0	0-1-0		0-0-0		NEUTRAL		0-2-0		0-0-0		5-3-0	
4-16-0	0-0-0		0-0-0		CONFERENCE		0-0-0		0-2-0		4-14-0	
3-7-0	0-0-0		0-0-0		HOME		0-0-0		0-2-0		3-5-0	
1-9-0	0-0-0		0-0-0		AWAY		0-0-0		0-0-0		1-9-0	
0-0-0	0-0-0		0-0-0		NEUTRAL		0-0-0		0-0-0		0-0-0	
RPI S Opponent Score			RPI S Opponent Score			RPI S Opponent Score			RPI S Opponent Score			
6 N Washington 0 11						71 N Neb. Omaha 3 9			110 H Penn 4 6			
						71 N Neb. Omaha 0 13			110 H Penn 1 7			
						99 A Colorado St. 0 4			153 A Towson 1 9			
									153 A Towson 2 1			
									157 A Princeton 0 5			
									157 A Princeton 0 8			
									161 N Bradley 1 2			
									191 A Bryant 1 10			
									191 H Bryant 3 8			
									192 A Dartmouth 1 9			
									192 A Dartmouth 0 5			
									192 A Dartmouth 0 10			
									192 A Dartmouth 1 5			
									201 A Cornell 6 9			
									201 A Cornell 5 8			
									208 H Harvard 0 4			
									208 H Harvard 2 6			
									208 H Harvard 5 4			
									208 H Harvard 1 3			
									245 H Columbia 5 1			
									245 H Columbia 1 12			
					LAST 10 GAMES				256 N Colgate 3 4			
					273 H Yale 9 8		208 H Harvard 5 4		256 N Colgate 2 3			
					273 H Yale 2 12		208 H Harvard 2 6		265 H Rhode Island 0 4			
					273 A Yale 8 1		208 H Harvard 0 4		265 H Rhode Island 0 2			
					273 A Yale 2 5		208 H Harvard 1 3		273 A Yale 8 1			
					191 H Bryant 3 8		192 A Dartmouth 0 5		273 A Yale 2 5			

**Non-Div. I Games:**

Brown

RPI	S	Opponent	Score	
273	H	Yale	9	8
273	H	Yale	2	12
274	N	Delaware St.	3	1
280	N	Lafayette	3	1
280	N	Lafayette	10	4
280	N	Lafayette	5	1
289	N	Morgan St.	3	2

Brown

B  
r  
o  
w  
n

B  
r  
o  
w  
n

Average RPI Win:	275	WON-LOST RECORD	WINNING PCT. RANK	LAST 10 GAMES	STRENGTH OF SCHEDULE	OPP. STRENGTH OF SCHEDULE	TEAM RPI	ADJ RPI	CONF. RPI	ADJ CONF. RPI					
Average RPI Loss:	149														
DIV. I ONLY		12-18-0	.4	196	3-5-0	260	277	255	.37764	272	30	30			
DIV. I NON-CONF.		0-12-0	0	286	0-0-0	66	109	267	.35302	276	30	30			
<hr/>															
TOTALS	RPI 1-25	RPI 26-50		W-L RECORDS		RPI 51-100		RPI 101-150		RPI 150+					
12-18-0	0-0-0	0-0-0		OVERALL		0-9-0		0-3-0		12-6-0					
2-5-0	0-0-0	0-0-0		HOME		0-0-0		0-2-0		2-3-0					
6-7-0	0-0-0	0-0-0		AWAY		0-6-0		0-0-0		6-0-0					
4-6-0	0-0-0	0-0-0		NEUTRAL		0-2-0		0-1-0		4-3-0					
<hr/>															
0-12-0	0-0-0	0-0-0		NON-CONFERENCE		0-9-0		0-3-0		0-0-0					
0-2-0	0-0-0	0-0-0		HOME		0-0-0		0-2-0		0-0-0					
0-7-0	0-0-0	0-0-		AWAY		0-7-0		0-0-0		0-0-0					
0-3-0	0-0-0	0-0-0		NEUTRAL		0-2-0		0-1-0		0-0-0					
<hr/>															
12-6-0	0-0-0	0-0-0		CONFERENCE		0-0-0		0-0-0		12-6-0					
2-3-0	0-0-0	0-0-0		HOME		0-0-0		0-0-0		2-3-0					
6-0-0	0-0-0	0-0-0		AWAY		0-0-0		0-0-0		6-0-0					
4-3-0	0-0-0	0-0-0		NEUTRAL		0-0-0		0-0-0		4-3-0					
<hr/>															
RPI	S	Opponent	Score	RPI	S	Opponent	Score	RPI	S	Opponent	Score				
				65 N Ball St.				0	14	119 N UNI				0	6
				78 A Ole Miss				0	16	142 H Southeastern La.				4	10
				78 A Ole Miss				0	4	142 H Southeastern La.				3	11
				78 A Ole Miss				0	8	230 N Jackson St.				1	10
				87 N Creighton				2	16	230 N Jackson St.				2	1
				88 A Central Ark.				0	8	242 N Mississippi Val.				4	3
				88 A Central Ark.				2	17	254 H Texas Southern				0	5
				88 A Central Ark.				2	10	254 H Texas Southern				0	8
				88 A Central Ark.				2	20	254 H Texas Southern				1	11
										261 N Alabama St.				0	2
										261 N Alabama St.				3	2
										275 N Alcorn				9	1
										284 N Alabama A&M				4	10
										285 A Prairie View				4	2
										285 A Prairie View				9	7
										285 A Prairie View				13	3
										286 H Southern U.				6	0
										286 H Southern U.				4	1
										287 A Grambling				7	2
										287 A Grambling				9	1
						287 A Grambling				9	3				
<hr/>															
LAST 10 GAMES															
230 N Jackson St.				1	10	254 H Texas Southern				0	5				
261 N Alabama St.				0	2	254 H Texas Southern				0	8				
285 A Prairie View				9	7	254 H Texas Southern				1	11				
285 A Prairie View				13	3	78 A Ole Miss				0	8				
285 A Prairie View				4	2	287 A Grambling				9	1				
<hr/>															
Non-Div. I Games:	Williams Baptist	0	8	Columbia Chrst.	7	9	Indiana Tech	6	3	Central Baptist	0	13			
	Langston	0	9	Southern Ark.	3	18	Langston	9	1	Langston	4	6			

Non-Div. I Games:

Southern Ark.

1

5

Central Baptist

2

4

Langston

0

1

Mo. Baptist

Ark.-Pine Bluff

7

42

Ark.-Pine Bluff

Ark.-Pine Bluff

Y  
a  
l  
e

Yale					Through Games Of June 4, 2013 (FINAL)											
Average RPI Win:	214	WON-LOST RECORD	WINNING PCT. RANK		LAST 10 GAMES	STRENGTH OF SCHEDULE		OPP. STRENGTH OF SCHEDULE	TEAM RPI	ADJ RPI	CONF. RPI	ADJ CONF. RPI				
Average RPI Loss:	191															
DIV. I ONLY		10-37-0	.21277	271	2-8-0	237		252	273	.37523	273	25	26			
DIV. I NON-CONF.		5-22-0	.18519	268	0-3-0	236		255	270	.37131	272	27	27			
<hr/>																
TOTALS		RPI 1-25		RPI 26-50		W-L RECORDS		RPI 51-100		RPI 101-150		RPI 150+				
10-37-0		0-1-0		0-0-0		OVERALL		0-2-0		1-4-0		9-30-0				
3-15-0		0-0-0		0-0-0		HOME		0-0-0		0-2-0		3-13-0				
5-17-0		0-0-0		0-0-0		AWAY		0-1-0		0-0-0		5-3-0				
2-5-0		0-0-0		0-0-0		NEUTRAL		0-0-0		1-0-0		1-5-0				
<hr/>																
5-22-0		0-1-0		0-0-0		NON-CONFERENCE		0-2-0		1-2-0		4-17-0				
2-6-0		0-0-0		0-0-0		HOME		0-0-0		0-0-0		2-6-0				
1-11-0		0-1-0		0-0-		AWAY		0-2-0		0-2-0		1-6-0				
2-5-0		0-0-0		0-0-0		NEUTRAL		0-0-0		1-0-0		1-5-0				
<hr/>																
5-15-0		0-0-0		0-0-0		CONFERENCE		0-0-0		0-2-0		5-13-0				
1-9-0		0-0-0		0-0-0		HOME		0-0-0		0-2-0		1-7-0				
4-6-0		0-0-0		0-0-0		AWAY		0-0-0		0-0-0		4-6-0				
0-0-0		0-0-0		0-0-0		NEUTRAL		0-0-0		0-0-0		0-0-0				
<hr/>																
RPI	S	Opponent	Score		RPI	S	Opponent	Score		RPI	S	Opponent	Score			
6	A	Washington	3	12						95	A	Central Conn. St.	1	8		
										95	A	Central Conn. St.	1	3		
												110	H	Penn	0	7
												110	H	Penn	0	9
												125	A	Stony Brook	1	7
												125	A	Stony Brook	1	4
												143	N	New Mexico	6	5
												154	A	Providence	0	9
												157	A	Princeton	1	6
												157	A	Princeton	3	2
												161	N	Bradley	0	2
												173	A	Army	2	10
												173	A	Army	0	8
												174	H	Fairfield	4	0
												174	H	Fairfield	4	5
												185	N	Ohio	7	1
												191	H	Bryant	2	10
												191	H	Bryant	7	12
												192	H	Dartmouth	1	10
												192	H	Dartmouth	0	8
												192	H	Dartmouth	0	5
												192	H	Dartmouth	8	10
												195	A	Marist	0	6
												201	A	Cornell	7	5
												201	A	Cornell	7	2
												205	A	Seattle	1	6
												205	N	Seattle	2	6
												208	A	Harvard	3	12
												208	A	Harvard	3	5
<hr/>																
					LAST 10 GAMES											
195	A	Marist	0	6	173	A	Army	2	10	201	A	Cornell	7	2		
271	A	Brown	8	9	173	A	Army	0	8	205	A	Seattle	1	6		
271	A	Brown	12	2	192	H	Dartmouth	0	5	205	N	Seattle	2	6		
271	H	Brown	1	8	192	H	Dartmouth	0	8	208	A	Harvard	3	12		
271	H	Brown	5	2	192	H	Dartmouth	1	10	208	A	Harvard	3	5		

Y  
a  
l  
e

Non-Div. I Games:

Yale



RPI	S	Opponent	Score
208	A	Harvard	4 7
208	A	Harvard	2 4
233	H	Sacred Heart	6 15
233	H	Sacred Heart	0 8
245	H	Columbia	1 2
245	H	Columbia	2 7
252	N	Manhattan	11 14
260	N	Holy Cross	6 13
260	N	Holy Cross	1 5
265	H	Rhode Island	5 3
265	H	Rhode Island	6 13
269	A	Wagner	4 5
269	A	Wagner	5 3
271	A	Brown	12 2
271	A	Brown	8 9
271	H	Brown	1 8
271	H	Brown	5 2

Average RPI Win: 272		WON-LOST	WINNING	LAST 10	STRENGTH OF		OPP. STRENGTH	TEAM	ADJ		CONF.	ADJ CONF.
Average RPI Loss: 182		RECORD	PCT. RANK	GAMES	SCHEDULE		OF SCHEDULE	RPI	RPI		RPI	RPI
DIV. I ONLY		20-34-0	.37037	213	280		281	270	.37125		274	31
DIV. I NON-CONF.		4-26-0	.13333	278	259		240	278	.34579		278	31
TOTALS		RPI 1-25	RPI 26-50		W-L RECORDS		RPI 51-100		RPI 101-150		RPI 150+	
20-34-0		0-0-0	0-1-0		OVERALL		0-5-0		0-4-0		20-24-0	
10-8-0		0-0-0	0-0-0		HOME		0-0-0		0-0-0		10-8-0	
7-14-0		0-0-0	0-0-0		AWAY		0-2-0		0-0-0		7-4-0	
3-12-0		0-0-0	0-1-0		NEUTRAL		0-1-0		0-1-0		3-9-0	
4-26-0		0-0-0	0-1-0		NON-CONFERENCE		0-5-0		0-4-0		4-16-0	
0-7-0		0-0-0	0-0-0		HOME		0-0-0		0-0-0		0-7-0	
2-9-0		0-0-0	0-0-		AWAY		0-4-0		0-3-0		2-2-0	
2-10-0		0-0-0	0-1-0		NEUTRAL		0-1-0		0-1-0		2-7-0	
16-8-0		0-0-0	0-0-0		CONFERENCE		0-0-0		0-0-0		16-8-0	
10-1-0		0-0-0	0-0-0		HOME		0-0-0		0-0-0		10-1-0	
5-5-0		0-0-0	0-0-0		AWAY		0-0-0		0-0-0		5-5-0	
1-2-0		0-0-0	0-0-0		NEUTRAL		0-0-0		0-0-0		1-2-0	
RPI S	Opponent	Score	RPI S	Opponent	Score	RPI S	Opponent	Score	RPI S	Opponent	Score	
			28 N	Georgia	0 18	52 A	North Florida	0 2	108 A	Virginia	1 10	
						64 A	Saint Joseph's	0 6	108 A	Virginia	1 9	
						92 A	Maryland	3 12	121 N	Kent St.	3 5	
						92 A	Maryland	0 11	148 A	Winthrop	2 10	
						96 N	Monmouth	1 5	153 A	Towson	1 2	
									155 A	Temple	0 8	
									157 N	Princeton	0 3	
									157 N	Princeton	3 8	
									167 N	Western Ill.	3 10	
									180 N	Fairleigh Dickinson	2 4	
									180 N	Fairleigh Dickinson	1 9	
									189 A	Hampton	0 7	
									189 A	Hampton	2 6	
									189 A	Hampton	3 2	
									208 N	Harvard	5 4	
									221 A	Norfolk St.	0 6	
									221 A	Norfolk St.	3 4	
									221 A	Norfolk St.	1 9	
									221 N	Norfolk St.	1 5	
									240 N	Florida A&M	6 8	
									243 A	Bethune-Cookman	9 5	
									246 H	Saint Francis (PA)	4 5	
									246 H	Saint Francis (PA)	1 9	
									250 H	Mt. St. Mary's	2 4	
									256 H	Colgate	4 6	
									256 H	Colgate	0 2	
									270 H	St. Bonaventure	4 5	
LAST 10 GAMES												
			243 A	Bethune-Cookman	9 5		283 H	UMES	4 7			
			221 N	Norfolk St.	1 5		283 H	UMES	4 2			
			279 N	N.C. A&T	7 6		155 A	Temple	0 8			
			240 N	Florida A&M	6 8		290 H	Howard	26 6			
			283 H	UMES	10 7		290 H	Howard	10 0			

Non-Div. I Games:

Delaware St.

RPI	S	Opponent	Score	
270	N	St. Bonaventure	7	6
270	N	St. Bonaventure	5	8
271	N	Brown	1	3
278	A	Coppin St.	21	1
278	A	Coppin St.	7	2
278	A	Coppin St.	11	2
279	N	N.C. A&T	7	6
280	A	Lafayette	5	4
280	A	Lafayette	5	2
280	H	Lafayette	1	2
281	H	N.C. Central	9	1
281	H	N.C. Central	14	0
283	H	UMES	4	2
283	H	UMES	10	7
283	H	UMES	4	7
289	H	Morgan St.	10	2
289	H	Morgan St.	8	5
289	H	Morgan St.	12	4
290	H	Howard	18	3
290	H	Howard	10	0
290	H	Howard	26	6

Delaware St.

D  
e  
l  
a  
w  
a  
r  
e  
s  
t  
.

D  
e  
l  
a  
w  
a  
r  
e  
s  
t  
.

Average RPI Win: 276		WON-LOST	WINNING	LAST 10	STRENGTH OF		OPP. STRENGTH	TEAM	ADJ		CONF.	ADJ CONF.	
Average RPI Loss: 181		RECORD	PCT. RANK	GAMES	SCHEDULE		OF SCHEDULE	RPI	RPI		RPI	RPI	
DIV. I ONLY		5-32-0	.13514	286	4-6-0		238	275	278	.36381	275	30	30
DIV. I NON-CONF.		0-18-0	0	286	0-2-0		85	209	271	.38296	267	30	30
TOTALS		RPI 1-25	RPI 26-50		W-L RECORDS		RPI 51-100		RPI 101-150		RPI 150+		
5-32-0		0-0-0	0-0-0		OVERALL		0-8-0		0-2-0		5-22-0		
2-7-0		0-0-0	0-0-0		HOME		0-2-0		0-0-0		2-5-0		
3-14-0		0-0-0	0-0-0		AWAY		0-2-0		0-2-0		3-0-0		
0-11-0		0-0-0	0-0-0		NEUTRAL		0-0-0		0-0-0		0-11-0		
0-18-0		0-0-0	0-0-0		NON-CONFERENCE		0-8-0		0-2-0		0-8-0		
0-2-0		0-0-0	0-0-0		HOME		0-2-0		0-0-0		0-0-0		
0-11-0		0-0-0	0-0-		AWAY		0-6-0		0-2-0		0-3-0		
0-5-0		0-0-0	0-0-0		NEUTRAL		0-0-0		0-0-0		0-5-0		
5-14-0		0-0-0	0-0-0		CONFERENCE		0-0-0		0-0-0		5-14-0		
2-5-0		0-0-0	0-0-0		HOME		0-0-0		0-0-0		2-5-0		
3-3-0		0-0-0	0-0-0		AWAY		0-0-0		0-0-0		3-3-0		
0-6-0		0-0-0	0-0-0		NEUTRAL		0-0-0		0-0-0		0-6-0		
RPI S	Opponent	Score	RPI S	Opponent	Score	RPI S	Opponent	Score	RPI S	Opponent	Score		
						63 A	Northwestern St.	3 10	142 A	Southeastern La.	1 10		
						63 A	Northwestern St.	0 8	142 A	Southeastern La.	0 10		
						63 H	Northwestern St.	1 12	163 N	La.-Monroe	0 8		
						63 H	Northwestern St.	0 8	166 N	Louisiana Tech	0 10		
						78 A	Ole Miss	0 8	166 N	Louisiana Tech	0 8		
						78 A	Ole Miss	1 10	166 N	Louisiana Tech	2 8		
						81 A	McNeese St.	0 13	176 A	Memphis	1 8		
						81 A	McNeese St.	1 9	176 A	Memphis	2 3		
									177 A	Nicholls St.	8 10		
									204 N	Houston Baptist	0 9		
									230 H	Jackson St.	1 4		
									230 H	Jackson St.	0 9		
									230 H	Jackson St.	3 20		
									242 H	Mississippi Val.	4 9		
									242 H	Mississippi Val.	2 8		
									242 H	Mississippi Val.	2 1		
									242 N	Mississippi Val.	2 4		
									254 N	Texas Southern	1 2		
									254 N	Texas Southern	0 8		
									261 A	Alabama St.	2 13		
									261 A	Alabama St.	0 4		
									261 A	Alabama St.	4 12		
									272 N	Ark.-Pine Bluff	1 9		
									284 A	Alabama A&M	9 2		
									284 A	Alabama A&M	5 2		
									284 A	Alabama A&M	5 4		
									285 N	Prairie View	4 7		
Non-Div. I Games:		Kentucky St.	7	0	Kentucky St.	4	5	LSU-Alexandria	7	5	LSU-Alexandria	8	6
												Alcorn	

RPI	S	Opponent	Score
286	N	Southern U.	4 12
287	H	Grambling	2 0

Alcorn

Average RPI Win:	188	WON-LOST	WINNING	LAST 10	STRENGTH OF	OPP. STRENGTH	TEAM	ADJ	CONF.	ADJ CONF.		
Average RPI Loss:	181	RECORD	PCT. RANK	GAMES	SCHEDULE	OF SCHEDULE	RPI	RPI	RPI	RPI		
DIV. I ONLY		5-45-0	.1	289	0-10-0	207	249	276	.35389	276	26	25
DIV. I NON-CONF.		3-26-0	.10345	283	0-2-0	161	265	273	.36736	273	24	25
<hr/>												
TOTALS	RPI 1-25	RPI 26-50		W-L RECORDS		RPI 51-100		RPI 101-150		RPI 150+		
5-45-0	0-0-0	0-0-0		OVERALL		1-8-0		0-8-0		4-29-0		
1-10-0	0-0-0	0-0-0		HOME		0-0-0		0-5-0		1-5-0		
3-17-0	0-0-0	0-0-0		AWAY		0-4-0		0-0-0		3-13-0		
1-18-0	0-0-0	0-0-0		NEUTRAL		1-4-0		0-3-0		0-11-0		
3-26-0	0-0-0	0-0-0		NON-CONFERENCE		1-8-0		0-5-0		2-13-0		
0-2-0	0-0-0	0-0-0		HOME		0-0-0		0-2-0		0-0-0		
2-6-0	0-0-0	0-0-		AWAY		0-4-0		0-0-0		2-2-0		
1-18-0	0-0-0	0-0-0		NEUTRAL		1-4-0		0-3-0		0-11-0		
2-19-0	0-0-0	0-0-0		CONFERENCE		0-0-0		0-3-0		2-16-0		
1-8-0	0-0-0	0-0-0		HOME		0-0-0		0-3-0		1-5-0		
1-11-0	0-0-0	0-0-0		AWAY		0-0-0		0-0-0		1-11-0		
0-0-0	0-0-0	0-0-0		NEUTRAL		0-0-0		0-0-0		0-0-0		
RPI	S	Opponent	Score	RPI	S	Opponent	Score	RPI	S	Opponent	Score	
						71 N Neb. Omaha	2 7	138 N Binghamton		3 9		
						71 N Neb. Omaha	2 5	138 N Binghamton		0 7		
						77 N SIU Edwardsville	1 0	139 H Loyola Chicago		4 8		
						79 N Fordham	8 18	139 H Loyola Chicago		3 7		
						83 N UT Martin	2 11	139 H Loyola Chicago		0 12		
						89 A IPFW	0 8	140 H Bowling Green		3 12		
						89 A IPFW	0 4	140 H Bowling Green		1 9		
						100 A Central Mich.	3 13	145 N South Dakota		4 5		
						100 A Central Mich.	1 9	156 H Ill.-Chicago		8 17		
								156 H Ill.-Chicago		1 5		
								156 H Ill.-Chicago		3 19		
								176 N Memphis		1 6		
								178 H Valparaiso		9 0		
								178 H Valparaiso		1 12		
								178 H Valparaiso		0 17		
								188 N Wichita St.		4 13		
								190 N UMKC		1 6		
								210 A Morehead St.		1 5		
								210 A Morehead St.		7 4		
								215 A Green Bay		2 3		
								215 A Green Bay		0 5		
								215 A Green Bay		4 5		
						215 A Green Bay	0 5	218 A Wright St.		1 9		
						215 A Green Bay	2 3	218 A Wright St.		2 10		
						215 A Green Bay	4 5	218 A Wright St.		5 6		
						89 A IPFW	0 8	178 H Valparaiso		0 17		
						89 A IPFW	0 4	235 N Southeast Mo. St.		7 10		

Non-Div. I Games:

Detroit

RPI	S	Opponent	Score	
236	A	Youngstown St.	4	2
236	A	Youngstown St.	0	5
236	A	Youngstown St.	0	8
238	A	Cleveland St.	7	8
238	A	Cleveland St.	0	9
238	A	Cleveland St.	2	10
241	A	UNC Wilmington	0	8
241	A	UNC Wilmington	10	4
246	N	Saint Francis (PA)	0	6
258	N	Iona	3	11
262	N	North Dakota	4	5
263	N	La Salle	2	3
263	N	La Salle	0	6
287	N	Grambling	3	6

Detroit

D  
e  
t  
r  
o  
i  
t

D  
e  
t  
r  
o  
i  
t

Average RPI Win: 247		WON-LOST RECORD	WINNING PCT. RANK	LAST 10 GAMES	STRENGTH OF SCHEDULE	OPP. STRENGTH OF SCHEDULE	TEAM RPI	ADJ RPI	CONF. RPI	ADJ CONF. RPI	
Average RPI Loss: 202											
DIV. I ONLY		8-41-0	.16327 284	1-9-0	259	266	277	.34947 277	29	29	
DIV. I NON-CONF.		5-28-0	.15152 276	1-1-0	229	262	275	.35975 275	29	29	
<hr/>											
TOTALS		RPI 1-25		RPI 26-50		W-L RECORDS		RPI 51-100		RPI 101-150 RPI 150+	
8-41-0		0-0-0		0-0-0		OVERALL		0-4-0		0-5-0 8-32-0	
4-13-0		0-0-0		0-0-0		HOME		0-3-0		0-0-0 4-10-0	
2-15-0		0-0-0		0-0-0		AWAY		0-0-0		0-3-0 2-12-0	
2-13-0		0-0-0		0-0-0		NEUTRAL		0-1-0		0-2-0 2-10-0	
5-28-0		0-0-0		0-0-0		NON-CONFERENCE		0-4-0		0-5-0 5-19-0	
2-7-0		0-0-0		0-0-0		HOME		0-3-0		0-0-0 2-4-0	
1-8-0		0-0-0		0-0-		AWAY		0-0-0		0-3-0 1-5-0	
2-13-0		0-0-0		0-0-0		NEUTRAL		0-1-0		0-2-0 2-10-0	
3-13-0		0-0-0		0-0-0		CONFERENCE		0-0-0		0-0-0 3-13-0	
2-6-0		0-0-0		0-0-0		HOME		0-0-0		0-0-0 2-6-0	
1-7-0		0-0-0		0-0-0		AWAY		0-0-0		0-0-0 1-7-0	
0-0-0		0-0-0		0-0-0		NEUTRAL		0-0-0		0-0-0 0-0-0	
RPI S	Opponent	Score	RPI S	Opponent	Score	RPI S	Opponent	Score	RPI S	Opponent	Score
						64 H	Saint Joseph's	7 11	115 A	Delaware	0 2
						96 H	Monmouth	3 11	129 N	Utah Valley	4 5
						98 H	Albany (NY)	3 14	130 A	Lehigh	3 6
						98 N	Albany (NY)	1 7	141 N	Rutgers	0 10
									144 A	East Carolina	0 8
									153 N	Towson	0 4
									173 H	Army	3 11
									173 H	Army	2 4
									173 N	Army	4 3
									174 H	Fairfield	1 13
									174 H	Fairfield	4 13
									185 N	Ohio	0 8
									195 A	Marist	5 8
									195 A	Marist	3 4
									201 N	Cornell	5 6
									201 N	Cornell	1 9
									215 N	Green Bay	1 16
									215 N	Green Bay	5 6
									217 A	George Mason	4 13
									217 A	George Mason	4 7
									225 A	Drexel	0 8
									225 A	Drexel	0 8
									238 N	Cleveland St.	3 2
						174 H	Fairfield	4 13	239 H	Hartford	12 4
						174 H	Fairfield	1 13	239 H	Hartford	0 10
						263 A	La Salle	1 5	245 H	Columbia	4 3
						267 H	Niagara	1 5	245 H	Columbia	6 7
						267 H	Niagara	1 9			
LAST 10 GAMES											
						280 A	Lafayette	5 4			
						195 A	Marist	5 8			
						195 A	Marist	3 4			
						253 A	Siena	0 16			
						253 A	Siena	6 7			

Non-Div. I Games:

Rider



RPI	S	Opponent	Score	
245	N	Columbia	0	6
245	N	Columbia	3	11
252	A	Manhattan	1	5
252	A	Manhattan	1	13
253	A	Siena	6	7
253	A	Siena	0	16
255	H	Canisius	5	0
255	H	Canisius	7	9
258	H	Iona	10	6
258	H	Iona	5	10
262	N	North Dakota	1	10
263	A	La Salle	1	5
267	H	Niagara	1	9
267	H	Niagara	1	5
269	N	Wagner	1	5
280	A	Lafayette	5	4
288	A	Saint Peter's	1	4
288	A	Saint Peter's	11	2

Rider

Average RPI Win:	287	WON-LOST RECORD	WINNING PCT. RANK	LAST 10 GAMES	STRENGTH OF SCHEDULE	OPP. STRENGTH OF SCHEDULE	TEAM RPI	ADJ RPI	CONF. RPI	ADJ CONF. RPI		
Average RPI Loss:	213											
DIV. I ONLY	12-25-0	.32432	244	3-7-0	286	289	280	.34764	278	31	31	
DIV. I NON-CONF.	3-14-0	.17647	271	0-0-0	281	283	288	.33134	283	31	31	
<hr/>												
TOTALS	RPI 1-25	RPI 26-50		W-L RECORDS		RPI 51-100		RPI 101-150		RPI 150+		
12-25-0	0-0-0	0-0-0		OVERALL		0-2-0		0-0-0		12-23-0		
4-18-0	0-0-0	0-0-0		HOME		0-0-0		0-0-0		4-18-0		
8-6-0	0-0-0	0-0-0		AWAY		0-2-0		0-0-0		8-4-0		
0-1-0	0-0-0	0-0-0		NEUTRAL		0-0-0		0-0-0		0-1-0		
<hr/>												
3-14-0	0-0-0	0-0-0		NON-CONFERENCE		0-2-0		0-0-0		3-12-0		
1-12-0	0-0-0	0-0-0		HOME		0-0-0		0-0-0		1-12-0		
2-2-0	0-0-0	0-0-		AWAY		0-2-0		0-0-0		2-0-0		
0-0-0	0-0-0	0-0-0		NEUTRAL		0-0-0		0-0-0		0-0-0		
<hr/>												
9-11-0	0-0-0	0-0-0		CONFERENCE		0-0-0		0-0-0		9-11-0		
3-6-0	0-0-0	0-0-0		HOME		0-0-0		0-0-0		3-6-0		
6-4-0	0-0-0	0-0-0		AWAY		0-0-0		0-0-0		6-4-0		
0-1-0	0-0-0	0-0-0		NEUTRAL		0-0-0		0-0-0		0-1-0		
<hr/>												
RPI	S	Opponent	Score	RPI	S	Opponent	Score	RPI	S	Opponent	Score	
						92 A Maryland		0	9	157 H Princeton	2	7
						92 A Maryland		3	7	157 H Princeton	3	21
										157 H Princeton	3	6
										162 H Seton Hall	4	8
										189 A Hampton	1	9
										189 A Hampton	2	3
										189 A Hampton	2	3
										195 H Marist	2	8
										221 H Norfolk St.	2	10
										221 H Norfolk St.	3	15
										221 H Norfolk St.	2	10
										221 N Norfolk St.	3	5
										233 H Sacred Heart	1	5
										233 H Sacred Heart	5	9
										243 A Bethune-Cookman	0	8
										253 H Siena	4	10
										253 H Siena	4	19
										263 H La Salle	0	9
										265 H Rhode Island	4	5
										274 H Delaware St.	2	7
				274 H Delaware St.	2	11						
				274 H Delaware St.	1	21						
				LAST 10 GAMES								
				243 A Bethune-Cookman	0	8	189 A Hampton	2	3	282 A UMBC	13	8
				221 N Norfolk St.	3	5	189 A Hampton	2	3	282 A UMBC	11	0
				289 H Morgan St.	12	8	189 A Hampton	1	9	283 A UMES	5	2
				289 H Morgan St.	9	1	274 H Delaware St.	2	11	283 A UMES	7	2
				289 H Morgan St.	6	0	274 H Delaware St.	2	7	283 A UMES	5	1
<hr/>												
Non-Div. I Games:	Virginia St.	3	2	Virginia St.	3	0	Virginia St.	8	5	Virginia St.	12	0
										Coppin St.		

C o p p i n s t .

C  
o  
p  
p  
i  
n  
s  
t  
.

Coppin St.

Average RPI Win: 259		WON-LOST	WINNING	LAST 10	STRENGTH OF		OPP. STRENGTH	TEAM	ADJ		CONF.	ADJ CONF.			
Average RPI Loss: 196		RECORD	PCT. RANK	GAMES	SCHEDULE		OF SCHEDULE	RPI	RPI		RPI	RPI			
DIV. I ONLY		9-35-0	.20455	277	3-7-0		277	276	281	.34236	279	31	31		
DIV. I NON-CONF.		1-23-0	.04167	285	0-4-0		231	234	287	.33561	282	31	31		
TOTALS		RPI 1-25	RPI 26-50		W-L RECORDS		RPI 51-100		RPI 101-150		RPI 150+				
9-35-0		0-0-0	0-3-0		OVERALL		0-2-0		0-5-0		9-25-0				
5-14-0		0-0-0	0-0-0		HOME		0-0-0		0-2-0		5-12-0				
4-11-0		0-0-0	0-1-0		AWAY		0-2-0		0-1-0		4-7-0				
0-10-0		0-0-0	0-2-0		NEUTRAL		0-0-0		0-2-0		0-6-0				
1-23-0		0-0-0	0-3-0		NON-CONFERENCE		0-2-0		0-5-0		1-13-0				
1-9-0		0-0-0	0-0-0		HOME		0-0-0		0-2-0		1-7-0				
0-6-0		0-0-0	0-0-		AWAY		0-2-0		0-1-0		0-2-0				
0-8-0		0-0-0	0-2-0		NEUTRAL		0-0-0		0-2-0		0-4-0				
8-12-0		0-0-0	0-0-0		CONFERENCE		0-0-0		0-0-0		8-12-0				
4-5-0		0-0-0	0-0-0		HOME		0-0-0		0-0-0		4-5-0				
4-5-0		0-0-0	0-0-0		AWAY		0-0-0		0-0-0		4-5-0				
0-2-0		0-0-0	0-0-0		NEUTRAL		0-0-0		0-0-0		0-2-0				
RPI	S	Opponent	Score	RPI	S	Opponent	Score	RPI	S	Opponent	Score	RPI	S	Opponent	Score
28	N	Georgia	0 15	94	A	Appalachian St.	0 1	104	H	UNC Greensboro	8 11	104	H	UNC Greensboro	1 10
34	A	North Carolina St.	0 20	94	A	Appalachian St.	3 5	121	N	Kent St.	5 9	125	N	Stony Brook	7 8
50	N	Kansas	0 17					148	A	Winthrop	2 10	167	N	Western Ill.	5 16
								189	N	Hampton	3 6	194	A	Elon	0 1
								194	A	Elon	2 4	208	N	Harvard	1 5
								214	H	Presbyterian	2 12	214	H	Presbyterian	6 0
								221	H	Norfolk St.	8 16	221	H	Norfolk St.	2 16
								229	H	Gardner-Webb	1 4	229	H	Gardner-Webb	1 11
								240	H	Florida A&M	9 4	240	H	Florida A&M	0 5
								240	H	Florida A&M	6 9	241	H	UNC Wilmington	0 12
								241	H	UNC Wilmington	3 14	243	A	Bethune-Cookman	6 1
LAST 10 GAMES								243	A	Bethune-Cookman	1 5	243	A	Bethune-Cookman	1 2
274	N	Delaware St.	6 7	194	A	Elon	0 1	243	A	Bethune-Cookman	1 2	246	H	Saint Francis (PA)	0 3
189	N	Hampton	3 6	194	A	Elon	2 4	249	H	Savannah St.	9 3	249	H	Savannah St.	4 6
281	A	N.C. Central	2 10	94	A	Appalachian St.	0 1								
281	A	N.C. Central	1 0	94	A	Appalachian St.	3 5								
281	A	N.C. Central	5 3	243	A	Bethune-Cookman	6 1								

Non-Div. I Games:

N.C. A&amp;T

RPI	S	Opponent	Score	
249	H	Savannah St.	13	5
255	H	Canisius	0	12
274	N	Delaware St.	6	7
280	N	Lafayette	1	3
280	N	Lafayette	1	3
281	A	N.C. Central	5	3
281	A	N.C. Central	2	10
281	A	N.C. Central	1	0
283	H	UMES	11	10
291	A	South Carolina St.	4	6
291	A	South Carolina St.	0	5
291	A	South Carolina St.	9	0

N.C. A&T

Average RPI Win: 247		WON-LOST RECORD		WINNING PCT. RANK		LAST 10 GAMES		STRENGTH OF SCHEDULE		OPP. STRENGTH OF SCHEDULE		TEAM RPI		ADJ RPI		CONF. RPI		ADJ CONF. RPI	
DIV. I ONLY		11-43-0		.2037 278		1-9-0		272		269		279		.33284 280		28		28	
DIV. I NON-CONF.		7-27-0		.20588 263		0-5-0		280		277		283		.3255 286		28		28	
TOTALS		RPI 1-25		RPI 26-50		W-L RECORDS		RPI 51-100		RPI 101-150		RPI 150+							
11-43-0		0-0-0		0-2-0		OVERALL		0-0-0		1-10-0		10-31-0							
2-15-0		0-0-0		0-0-0		HOME		0-0-0		0-2-0		2-13-0							
6-21-0		0-0-0		0-1-0		AWAY		0-0-0		1-7-0		5-13-0							
3-7-0		0-0-0		0-1-0		NEUTRAL		0-0-0		0-1-0		3-5-0							
7-27-0		0-0-0		0-2-0		NON-CONFERENCE		0-0-0		0-7-0		7-18-0							
1-8-0		0-0-0		0-0-0		HOME		0-0-0		0-2-0		1-6-0							
3-12-0		0-0-0		0-0-		AWAY		0-0-0		0-4-0		3-7-0							
3-7-0		0-0-0		0-1-0		NEUTRAL		0-0-0		0-1-0		3-5-0							
4-16-0		0-0-0		0-0-0		CONFERENCE		0-0-0		1-3-0		3-13-0							
1-7-0		0-0-0		0-0-0		HOME		0-0-0		0-0-0		1-7-0							
3-9-0		0-0-0		0-0-0		AWAY		0-0-0		1-3-0		2-6-0							
0-0-0		0-0-0		0-0-0		NEUTRAL		0-0-0		0-0-0		0-0-0							
RPI S	Opponent	Score		RPI S	Opponent	Score		RPI S	Opponent	Score		RPI S	Opponent	Score					
				34 A	North Carolina St.	0	10					110 A	Penn	2	11				
				50 N	Kansas	0	20					110 A	Penn	0	8				
												115 A	Delaware	3	4				
												115 A	Delaware	2	3				
												125 N	Stony Brook	1	12				
												130 A	Lehigh	0	5				
												130 A	Lehigh	1	9				
												130 A	Lehigh	1	6				
												130 A	Lehigh	2	1				
												141 H	Rutgers	0	7				
												141 H	Rutgers	0	8				
												153 A	Towson	1	2				
												155 A	Temple	0	9				
												155 A	Temple	10	8				
												157 N	Princeton	0	7				
												158 H	Villanova	0	2				
												158 H	Villanova	3	4				
												173 H	Army	5	7				
												173 H	Army	3	8				
												173 H	Army	1	3				
												173 H	Army	0	1				
LAST 10 GAMES																			
				141 H	Rutgers	0	8	173 H	Army	0	1	195 A	Marist	2	5				
				141 H	Rutgers	0	7	158 H	Villanova	0	2	247 A	Bucknell	3	8				
				173 H	Army	5	7	158 H	Villanova	3	4	247 A	Bucknell	0	4				
				173 H	Army	3	8	277 H	Rider	4	5	247 A	Bucknell	0	4				
				173 H	Army	1	3	256 A	Colgate	3	0	247 A	Bucknell	0	2				

**Non-Div. I Games:**

## Lafayette

RPI	S	Opponent	Score	
250	A	Mt. St. Mary's	3	11
250	A	Mt. St. Mary's	5	0
256	A	Colgate	4	5
256	A	Colgate	5	4
256	A	Colgate	3	0
256	A	Colgate	2	7
260	H	Holy Cross	6	7
260	H	Holy Cross	1	10
260	H	Holy Cross	5	2
260	H	Holy Cross	4	6
269	A	Wagner	0	5
269	A	Wagner	0	2
271	N	Brown	4	10
271	N	Brown	1	3
271	N	Brown	1	5
274	A	Delaware St.	2	1
274	H	Delaware St.	2	5
274	H	Delaware St.	4	5
277	H	Rider	4	5
279	N	N.C. A&T	3	1
279	N	N.C. A&T	3	1
288	H	Saint Peter's	5	0
288	H	Saint Peter's	1	3
289	N	Morgan St.	2	4
289	N	Morgan St.	4	3

Lafayette

L  
a  
f  
a  
y  
e  
t  
t  
eL  
a  
f  
a  
y  
e  
t  
t  
e

Average RPI Win: 263		WON-LOST	WINNING	LAST 10	STRENGTH OF		OPP. STRENGTH	TEAM	ADJ		CONF.	ADJ CONF.			
Average RPI Loss: 197		RECORD	PCT. RANK	GAMES	SCHEDULE		OF SCHEDULE	RPI	RPI		RPI	RPI			
DIV. I ONLY		5-44-0	.10204	288	2-8-0		268	279	286	.33073	281	31	31		
DIV. I NON-CONF.		0-27-0	0	286	0-4-0		193	227	286	.34249	280	31	31		
<hr/>															
TOTALS		RPI 1-25		RPI 26-50		W-L RECORDS		RPI 51-100		RPI 101-150		RPI 150+			
5-44-0		0-0-0		0-3-0		OVERALL		0-5-0		0-4-0		5-32-0			
2-17-0		0-0-0		0-0-0		HOME		0-4-0		0-0-0		2-13-0			
3-20-0		0-0-0		0-3-0		AWAY		0-0-0		0-4-0		3-13-0			
0-7-0		0-0-0		0-0-0		NEUTRAL		0-1-0		0-0-0		0-6-0			
<hr/>															
0-27-0		0-0-0		0-3-0		NON-CONFERENCE		0-5-0		0-4-0		0-15-0			
0-9-0		0-0-0		0-0-0		HOME		0-4-0		0-0-0		0-5-0			
0-11-0		0-0-0		0-0-		AWAY		0-0-0		0-4-0		0-4-0			
0-7-0		0-0-0		0-0-0		NEUTRAL		0-1-0		0-0-0		0-6-0			
<hr/>															
5-17-0		0-0-0		0-0-0		CONFERENCE		0-0-0		0-0-0		5-17-0			
2-8-0		0-0-0		0-0-0		HOME		0-0-0		0-0-0		2-8-0			
3-9-0		0-0-0		0-0-0		AWAY		0-0-0		0-0-0		3-9-0			
0-0-0		0-0-0		0-0-0		NEUTRAL		0-0-0		0-0-0		0-0-0			
<hr/>															
RPI	S	Opponent	Score	RPI	S	Opponent	Score	RPI	S	Opponent	Score	RPI	S	Opponent	Score
				42	A	North Carolina	2 10	76	H	Longwood	2 5	104	A	UNC Greensboro	3 11
				42	A	North Carolina	0 9	76	H	Longwood	0 5	104	A	UNC Greensboro	0 10
				43	A	USC Upstate	0 14	93	N	Eastern Ky.	0 9	113	A	Campbell	2 14
								97	H	Col. of Charleston	0 8	113	A	Campbell	1 7
								97	H	Col. of Charleston	2 8	185	N	Ohio	0 11
												190	N	UMKC	0 8
												194	A	Elon	3 6
												194	H	Elon	1 9
												212	N	Western Caro.	2 13
												213	H	Liberty	1 4
												213	H	Liberty	3 16
												213	H	Liberty	4 8
												214	H	Presbyterian	1 9
												221	A	Norfolk St.	4 8
												221	A	Norfolk St.	6 4
												221	H	Norfolk St.	4 9
												221	H	Norfolk St.	0 8
												228	N	Northern Ky.	1 8
												240	A	Florida A&M	1 8
												240	A	Florida A&M	6 4
												240	A	Florida A&M	2 8
												241	A	UNC Wilmington	0 9
												241	A	UNC Wilmington	1 5
												243	H	Bethune-Cookman	4 11
												243	H	Bethune-Cookman	1 9
												249	A	Savannah St.	4 7
												249	A	Savannah St.	1 5
<hr/>															
LAST 10 GAMES				LAST 10 GAMES				LAST 10 GAMES				LAST 10 GAMES			
				279	H	N.C. A&T	10 2	194	H	Elon	1 9	241	A	UNC Wilmington	0 9
				279	H	N.C. A&T	0 1	240	A	Florida A&M	6 4	243	H	Bethune-Cookman	4 11
				279	H	N.C. A&T	3 5	240	A	Florida A&M	1 8	243	H	Bethune-Cookman	1 9
				241	A	UNC Wilmington	0 9	240	A	Florida A&M	2 8	249	A	Savannah St.	4 7
				241	A	UNC Wilmington	1 5	104	A	UNC Greensboro	0 10	249	A	Savannah St.	1 5

Non-Div. I Games:

N.C. Central



N.C. Central

UMBC				Through Games Of June 4, 2013 (FINAL)							
Average RPI Win:	273	WON-LOST RECORD	WINNING PCT. RANK	LAST 10 GAMES	STRENGTH OF SCHEDULE	OPP. STRENGTH OF SCHEDULE	TEAM RPI	ADJ RPI	CONF. RPI	ADJ CONF. RPI	
Average RPI Loss:	200										
DIV. I ONLY		11-40-0	.21569 270	3-7-0	278	278	282	.32843 282	24	24	
DIV. I NON-CONF.		10-23-0	.30303 240	3-2-0	290	290	282	.32824 285	26	26	
TOTALS		RPI 1-25	RPI 26-50	W-L RECORDS	RPI 51-100	RPI 101-150	RPI 150+				
11-40-0	0-0-0	0-0-0	OVERALL	0-3-0	0-8-0	11-29-0					
6-20-0	0-0-0	0-0-0	HOME	0-0-0	0-3-0	6-17-0					
4-16-0	0-0-0	0-0-0	AWAY	0-3-0	0-4-0	4-9-0					
1-4-0	0-0-0	0-0-0	NEUTRAL	0-0-0	0-1-0	1-3-0					
10-23-0	0-0-0	0-0-0	NON-CONFERENCE	0-0-0	0-2-0	10-21-0					
5-12-0	0-0-0	0-0-0	HOME	0-0-0	0-0-0	5-12-0					
4-7-0	0-0-0	0-0-	AWAY	0-0-0	0-1-0	4-6-0					
1-4-0	0-0-0	0-0-0	NEUTRAL	0-0-0	0-1-0	1-3-0					
1-17-0	0-0-0	0-0-0	CONFERENCE	0-3-0	0-6-0	1-8-0					
1-8-0	0-0-0	0-0-0	HOME	0-0-0	0-3-0	1-5-0					
0-9-0	0-0-0	0-0-0	AWAY	0-3-0	0-3-0	0-3-0					
0-0-0	0-0-0	0-0-0	NEUTRAL	0-0-0	0-0-0	0-0-0					
RPI S	Opponent	Score	RPI S	Opponent	Score	RPI S	Opponent	Score	RPI S	Opponent	Score
						98 A Albany (NY)	0 8	125 A Stony Brook	1 8		
						98 A Albany (NY)	1 6	125 A Stony Brook	0 8		
						98 A Albany (NY)	0 8	125 A Stony Brook	0 8		
								138 H Binghamton	1 14		
								138 H Binghamton	0 5		
								138 H Binghamton	2 3		
								142 A Southeastern La.	5 13		
								145 N South Dakota	4 9		
								153 H Towson	0 10		
								157 H Princeton	2 12		
								157 H Princeton	3 11		
								168 A Georgetown	3 8		
								186 A Boston U.	1 3		
								186 A Boston U.	0 8		
								186 A Boston U.	1 2		
								189 H Hampton	0 14		
								195 H Marist	6 7		
								210 N Morehead St.	1 7		
								210 N Morehead St.	7 4		
								217 H George Mason	3 5		
								239 H Hartford	0 2		
								239 H Hartford	0 6		
			LAST 10 GAMES					239 H Hartford	1 2		
			267 A Niagara	3 4	239 H Hartford	1 2	239 H Hartford	1 2			
			267 A Niagara	4 2	263 A La Salle	2 3	241 A UNC Wilmington	4 14			
			267 A Niagara	7 5	263 A La Salle	13 10	241 A UNC Wilmington	1 3			
			239 H Hartford	0 2	98 A Albany (NY)	1 6	246 H Saint Francis (PA)	1 8			
			239 H Hartford	0 6	98 A Albany (NY)	0 8	250 H Mt. St. Mary's	0 19			

Non-Div. I Games: LSU-Alexandria 6 7

UMBC

RPI	S	Opponent	Score	
251	N	South Dakota St.	2	13
254	N	Texas Southern	5	14
263	A	La Salle	13	10
263	A	La Salle	2	3
263	H	La Salle	4	5
265	H	Rhode Island	1	8
267	A	Niagara	4	2
267	A	Niagara	7	5
267	A	Niagara	3	4
268	H	Maine	7	11
268	H	Maine	4	2
268	H	Maine	6	7
278	H	Coppin St.	8	13
278	H	Coppin St.	0	11
288	A	Saint Peter's	7	5
288	A	Saint Peter's	5	6
288	H	Saint Peter's	11	0
289	H	Morgan St.	9	1
289	H	Morgan St.	7	0
289	H	Morgan St.	18	2
290	H	Howard	3	2

UMBC

U  
M  
B  
C

U  
M  
B  
C

U  
M  
E  
S

UMES

RPI	S	Opponent	Score	
281	H	N.C. Central	3	7
281	H	N.C. Central	11	3
284	N	Alabama A&M	2	12
288	H	Saint Peter's	7	12
288	H	Saint Peter's	10	9
288	H	Saint Peter's	9	4
288	H	Saint Peter's	5	4
289	H	Morgan St.	13	10
289	H	Morgan St.	0	6
289	H	Morgan St.	8	12
290	A	Howard	3	4
290	A	Howard	15	0
290	A	Howard	8	1
291	A	South Carolina St.	1	8
291	A	South Carolina St.	10	9

UMES

U  
M  
E  
S

U  
M  
E  
S

Average RPI Win:	280	WON-LOST RECORD	WINNING PCT. RANK	LAST 10 GAMES	STRENGTH OF SCHEDULE	OPP. STRENGTH OF SCHEDULE	TEAM RPI	ADJ RPI	CONF. RPI	ADJ CONF. RPI	
Average RPI Loss:	228										
DIV. I ONLY	9-24-0	.27273	259	0-9-0	290	286	288	.32135	284	30	30
DIV. I NON-CONF.	5-11-0	.3125	231	0-0-0	289	291	279	.34397	279	30	30
<hr/>											
TOTALS	RPI 1-25	RPI 26-50		W-L RECORDS	RPI 51-100		RPI 101-150		RPI 150+		
9-24-0	0-0-0	0-0-0		OVERALL	0-0-0		0-4-0		9-20-0		
1-9-0	0-0-0	0-0-0		HOME	0-0-0		0-2-0		1-7-0		
2-12-0	0-0-0	0-0-0		AWAY	0-0-0		0-2-0		2-8-0		
6-3-0	0-0-0	0-0-0		NEUTRAL	0-0-0		0-0-0		6-3-0		
5-11-0	0-0-0	0-0-0		NON-CONFERENCE	0-0-0		0-4-0		5-7-0		
0-4-0	0-0-0	0-0-0		HOME	0-0-0		0-2-0		0-2-0		
2-6-0	0-0-0	0-0-		AWAY	0-0-0		0-2-0		2-4-0		
3-1-0	0-0-0	0-0-0		NEUTRAL	0-0-0		0-0-0		3-1-0		
4-13-0	0-0-0	0-0-0		CONFERENCE	0-0-0		0-0-0		4-13-0		
1-5-0	0-0-0	0-0-0		HOME	0-0-0		0-0-0		1-5-0		
0-6-0	0-0-0	0-0-0		AWAY	0-0-0		0-0-0		0-6-0		
3-2-0	0-0-0	0-0-0		NEUTRAL	0-0-0		0-0-0		3-2-0		
RPI	S	Opponent	Score	RPI	S	Opponent	Score	RPI	S	Opponent	Score
								133	A	Jacksonville St.	0 12
								133	A	Jacksonville St.	1 9
								133	H	Jacksonville St.	1 9
								133	H	Jacksonville St.	1 7
								207	A	Austin Peay	0 6
								207	A	Austin Peay	2 6
								224	H	Belmont	4 10
								224	H	Belmont	1 6
								230	H	Jackson St.	6 5
								230	H	Jackson St.	4 5
								230	H	Jackson St.	7 9
								242	A	Mississippi Val.	0 7
								242	A	Mississippi Val.	0 8
								242	A	Mississippi Val.	2 10
								249	A	Savannah St.	0 7
								249	A	Savannah St.	7 9
								249	N	Savannah St.	3 4
								254	N	Texas Southern	2 10
								261	A	Alabama St.	0 1
								261	A	Alabama St.	6 8
								261	A	Alabama St.	5 6
				LAST 10 GAMES				272	N	Ark.-Pine Bluff	10 4
				275	H	Alcorn	4 5	242	A	Mississippi Val.	2 10
				275	H	Alcorn	2 9	261	A	Alabama St.	6 8
				275	H	Alcorn	2 5	261	A	Alabama St.	5 6
				242	A	Mississippi Val.	0 7	261	A	Alabama St.	0 1
				242	A	Mississippi Val.	0 8	230	H	Jackson St.	7 9
								283	N	UMES	12 2
								285	N	Prairie View	14 0
Non-Div. I Games:	Tuskegee	10	2	Albany St. (GA)	1	9	Ala.-Huntsville	0	11	Tuskegee	7 1
	Albany St. (GA)	2	15							Alabama A&M	

RPI	S	Opponent	Score	
286	N	Southern U.	1	3
287	N	Grambling	14	3
290	N	Howard	8	7
291	A	South Carolina St.	2	0
291	A	South Carolina St.	6	2
291	N	South Carolina St.	13	12

A  
l  
a  
b  
a  
m  
a  
A  
&  
M

A  
l  
a  
b  
a  
m  
a  
A  
&  
M

Alabama A&M

Average RPI Win:	271	WON-LOST RECORD	WINNING PCT. RANK	LAST 10 GAMES	STRENGTH OF SCHEDULE	OPP. STRENGTH OF SCHEDULE	TEAM RPI	ADJ RPI	CONF. RPI	ADJ CONF. RPI		
Average RPI Loss:	238											
DIV. I ONLY		10-16-0	.38462 205	2-8-0	288	284	275	.32024 285	30	30		
DIV. I NON-CONF.		1-5-0	.16667 272	0-2-0	283	189	284	.30374 288	30	30		
<hr/>												
TOTALS	RPI 1-25	RPI 26-50		W-L RECORDS	RPI 51-100		RPI 101-150		RPI 150+			
10-16-0	0-0-0	0-0-0		OVERALL	0-0-0		0-2-0		10-14-0			
4-4-0	0-0-0	0-0-0		HOME	0-0-0		0-0-0		4-4-0			
2-7-0	0-0-0	0-0-0		AWAY	0-0-0		0-2-0		2-3-0			
4-5-0	0-0-0	0-0-0		NEUTRAL	0-0-0		0-0-0		4-5-0			
<hr/>												
1-5-0	0-0-0	0-0-0		NON-CONFERENCE	0-0-0		0-2-0		1-3-0			
1-1-0	0-0-0	0-0-0		HOME	0-0-0		0-0-0		1-1-0			
0-4-0	0-0-0	0-0-		AWAY	0-0-0		0-2-0		0-2-0			
0-0-0	0-0-0	0-0-0		NEUTRAL	0-0-0		0-0-0		0-0-0			
<hr/>												
9-11-0	0-0-0	0-0-0		CONFERENCE	0-0-0		0-0-0		9-11-0			
3-3-0	0-0-0	0-0-0		HOME	0-0-0		0-0-0		3-3-0			
2-3-0	0-0-0	0-0-0		AWAY	0-0-0		0-0-0		2-3-0			
4-5-0	0-0-0	0-0-0		NEUTRAL	0-0-0		0-0-0		4-5-0			
<hr/>												
RPI S	Opponent	Score	RPI S	Opponent	Score	RPI S	Opponent	Score	RPI S	Opponent	Score	
						149 A Lamar					0	2
						149 A Lamar					1	24
						204 A Houston Baptist					0	6
						204 A Houston Baptist					4	14
						230 N Jackson St.					1	9
						242 N Mississippi Val.					1	2
						242 N Mississippi Val.					3	7
						242 N Mississippi Val.					6	2
						242 N Mississippi Val.					3	5
						247 H Bucknell					0	8
						247 H Bucknell					7	1
						254 A Texas Southern					3	5
						254 A Texas Southern					2	5
						254 N Texas Southern					5	0
						261 N Alabama St.					8	6
						272 H Ark.-Pine Bluff					3	13
						272 H Ark.-Pine Bluff					2	4
						272 H Ark.-Pine Bluff					7	9
						275 N Alcorn					7	4
						284 N Alabama A&M					0	14
			LAST 10 GAMES									
			242 N Mississippi Val.			3	7	254 A Texas Southern			2	5
			242 N Mississippi Val.			1	2	204 A Houston Baptist			0	6
			254 N Texas Southern			5	0	204 A Houston Baptist			4	14
			242 N Mississippi Val.			6	2	272 H Ark.-Pine Bluff			7	9
			254 A Texas Southern			3	5	272 H Ark.-Pine Bluff			3	13
<hr/>												
Non-Div. I Games:	Houston-Victoria	7	10	Huston-Tillotson	2	1	Our Lady Of The Lake	0	6	Houston-Victoria	2	10
	Our Lady Of The Lake	8	0	Langston	3	0	Huston-Tillotson	8	1	Houston-Victoria	3	4



Prairie View

Non-Div. I Games:

Texas Col.	22	1
Texas Col.	19	1

Our Lady Of The Lake	0	1
Texas Col.	10	0

Through Games Of June 4, 2013 (FINAL)

Texas Col.	16	0
Langston	3	13

Our Lady Of The Lake	0	1
Houston-Victoria	0	9

P  
r  
a  
i  
r  
i  
e  
V  
i  
e  
w

P  
r  
a  
i  
r  
i  
e  
V  
i  
e  
w

Average RPI Win:	280	WON-LOST RECORD		WINNING PCT. RANK		LAST 10 GAMES		STRENGTH OF SCHEDULE		OPP. STRENGTH OF SCHEDULE		TEAM RPI		ADJ RPI		CONF. RPI		ADJ CONF. RPI	
DIV. I ONLY		2-38-0		.05	290	0-9-0		245		271		287		.31729	286	30		30	
DIV. I NON-CONF.		0-24-0		0	286	0-0-0		130		207		277		.34639	277	30		30	
<hr/>																			
TOTALS		RPI 1-25		RPI 26-50		W-L RECORDS		RPI 51-100		RPI 101-150		RPI 150+							
2-38-0		0-1-0		0-1-0		OVERALL		0-5-0		0-5-0		2-26-0							
0-13-0		0-1-0		0-0-0		HOME		0-1-0		0-1-0		0-10-0							
0-11-0		0-0-0		0-0-0		AWAY		0-3-0		0-1-0		0-5-0							
2-14-0		0-0-0		0-1-0		NEUTRAL		0-1-0		0-3-0		2-9-0							
0-24-0		0-1-0		0-1-0		NON-CONFERENCE		0-5-0		0-5-0		0-12-0							
0-7-0		0-1-0		0-0-0		HOME		0-1-0		0-1-0		0-4-0							
0-6-0		0-0-0		0-0-		AWAY		0-3-0		0-1-0		0-2-0							
0-11-0		0-0-0		0-1-0		NEUTRAL		0-1-0		0-3-0		0-6-0							
2-14-0		0-0-0		0-0-0		CONFERENCE		0-0-0		0-0-0		2-14-0							
0-6-0		0-0-0		0-0-0		HOME		0-0-0		0-0-0		0-6-0							
0-5-0		0-0-0		0-0-0		AWAY		0-0-0		0-0-0		0-5-0							
2-3-0		0-0-0		0-0-0		NEUTRAL		0-0-0		0-0-0		2-3-0							
RPI	S	Opponent	Score		RPI	S	Opponent	Score		RPI	S	Opponent	Score		RPI	S	Opponent	Score	
14	H	La.-Lafayette	1	9	50	N	Kansas	0	14	63	H	Northwestern St.	0	8	115	N	Delaware	1	3
										66	A	Auburn	0	14	133	N	Jacksonville St.	0	7
										66	N	Auburn	1	7	142	A	Southeastern La.	0	4
										81	A	McNeese St.	1	7	142	H	Southeastern La.	2	14
										81	A	McNeese St.	0	9	143	N	New Mexico	4	6
															166	H	Louisiana Tech	4	13
															166	H	Louisiana Tech	2	10
															166	H	Louisiana Tech	6	11
															166	N	Louisiana Tech	2	11
															169	N	Charlotte	2	13
															177	A	Nicholls St.	0	11
															177	H	Nicholls St.	3	9
															177	N	Nicholls St.	1	10
															204	N	Houston Baptist	1	16
															204	N	Houston Baptist	0	8
															226	A	A&M-Corpus Christi	3	7
															229	N	Gardner-Webb	0	3
															230	N	Jackson St.	6	8
															242	N	Mississippi Val.	1	9
															254	H	Texas Southern	0	6
															254	H	Texas Southern	3	14
															254	H	Texas Southern	2	14
															261	N	Alabama St.	8	9
															272	A	Ark.-Pine Bluff	0	6
															272	A	Ark.-Pine Bluff	1	4
															275	N	Alcorn	12	4
															284	N	Alabama A&M	3	1
<hr/>																			
Non-Div. I Games:	LSU-Alexandria		12	4	Belhaven		0	6	LSU-Alexandria		2	5	Houston-Victoria		0	7			
	Langston		12	6	Houston-Victoria		7	4	Langston		3	9	LSU-Alexandria		2	5	Southern J.		

RPI	S	Opponent	Score
285	A	Prairie View	2 10
285	A	Prairie View	2 11
285	A	Prairie View	6 16
287	H	Grambling	2 8
287	H	Grambling	3 8
287	H	Grambling	7 12

Southern U.

S  
o  
u  
t  
h  
e  
r  
n  
U  
.

S  
o  
u  
t  
h  
e  
r  
n  
U  
.

Average RPI Win: 279		WON-LOST RECORD		WINNING PCT. RANK		LAST 10 GAMES		STRENGTH OF SCHEDULE		OPP. STRENGTH OF SCHEDULE		TEAM RPI		ADJ RPI		CONF. RPI		ADJ CONF. RPI	
DIV. I ONLY		8-31-0		.20513 275		5-5-0		282		283		284		.31616 287		30		30	
DIV. I NON-CONF.		3-16-0		.15789 274		0-0-0		272		268		281		.32965 284		30		30	
TOTALS		RPI 1-25		RPI 26-50		W-L RECORDS		RPI 51-100		RPI 101-150		RPI 150+							
8-31-0		0-0-0		0-0-0		OVERALL		0-3-0		0-3-0		8-25-0							
1-7-0		0-0-0		0-0-0		HOME		0-0-0		0-0-0		1-7-0							
3-6-0		0-0-0		0-0-0		AWAY		0-1-0		0-0-0		3-5-0							
4-18-0		0-0-0		0-0-0		NEUTRAL		0-2-0		0-3-0		4-13-0							
3-16-0		0-0-0		0-0-0		NON-CONFERENCE		0-3-0		0-3-0		3-10-0							
0-2-0		0-0-0		0-0-0		HOME		0-0-0		0-0-0		0-2-0							
0-2-0		0-0-0		0-0-		AWAY		0-1-0		0-0-0		0-1-0							
3-12-0		0-0-0		0-0-0		NEUTRAL		0-2-0		0-3-0		3-7-0							
5-15-0		0-0-0		0-0-0		CONFERENCE		0-0-0		0-0-0		5-15-0							
1-5-0		0-0-0		0-0-0		HOME		0-0-0		0-0-0		1-5-0							
3-4-0		0-0-0		0-0-0		AWAY		0-0-0		0-0-0		3-4-0							
1-6-0		0-0-0		0-0-0		NEUTRAL		0-0-0		0-0-0		1-6-0							
RPI	S	Opponent	Score	RPI	S	Opponent	Score	RPI	S	Opponent	Score	RPI	S	Opponent	Score				
								65	N	Ball St.	3 20	112	N	UC Santa Barbara	0 6				
								87	N	Creighton	0 10	119	N	UNI	4 13				
								88	A	Central Ark.	0 8	145	N	South Dakota	0 7				
												163	A	La.-Monroe	0 8				
												177	H	Nicholls St.	3 14				
												188	N	Wichita St.	0 8				
												189	N	Hampton	4 8				
												230	N	Jackson St.	0 9				
												230	N	Jackson St.	5 4				
												230	N	Jackson St.	0 13				
												233	H	Sacred Heart	0 2				
												235	N	Southeast Mo. St.	3 6				
												242	N	Mississippi Val.	2 22				
												246	N	Saint Francis (PA)	0 5				
												249	N	Savannah St.	3 11				
												254	A	Texas Southern	1 8				
												254	A	Texas Southern	6 14				
												254	A	Texas Southern	3 17				
												260	N	Holy Cross	8 15				
												261	N	Alabama St.	9 11				
												261	N	Alabama St.	4 9				
												263	N	La Salle	0 8				
												272	H	Ark.-Pine Bluff	3 9				
												272	H	Ark.-Pine Bluff	2 7				
												272	H	Ark.-Pine Bluff	1 9				
												275	A	Alcorn	0 2				
												285	H	Prairie View	3 4				
												285	H	Prairie View	4 2				
												285	H	Prairie View	5 13				
												276	N	Detroit	6 3				
Non-Div. I Games:		LSU-Alexandria		4	5	Texas Col.		16	0	Texas Col.		8	0	LSU-Alexandria		0	8		
		Texas Col.		10	2	Texas Col.		5	10	LSU-Alexandria		2	6	Grambling					

RPI	S	Opponent	Score	
284	N	Alabama A&M	3	14
285	H	Prairie View	4	2
285	H	Prairie View	5	13
285	H	Prairie View	3	4
286	A	Southern U.	8	3
286	A	Southern U.	12	7
286	A	Southern U.	8	2
290	N	Howard	13	4
291	N	South Carolina St.	3	0

Grambling

G  
r  
a  
m  
b  
l  
i  
n  
g

G  
r  
a  
m  
b  
l  
i  
n  
g

Average RPI Win:	250	WON-LOST RECORD	WINNING PCT. RANK	LAST 10 GAMES	STRENGTH OF SCHEDULE	OPP. STRENGTH OF SCHEDULE	TEAM RPI	ADJ RPI	CONF. RPI	ADJ CONF. RPI	
DIV. I ONLY	9-45-0	.16667	283	2-8-0	276	282	283	.3131	288	29	29
DIV. I NON-CONF.	7-31-0	.18421	269	1-2-0	276	288	285	.32099	287	29	29
TOTALS	RPI 1-25	RPI 26-50	W-L RECORDS	RPI 51-100	RPI 101-150	RPI 150+					
9-45-0	0-0-0	0-0-0	OVERALL	0-2-0	1-4-0	8-39-0					
4-13-0	0-0-0	0-0-0	HOME	0-0-0	1-1-0	3-12-0					
4-19-0	0-0-0	0-0-0	AWAY	0-0-0	0-0-0	4-17-0					
1-13-0	0-0-0	0-0-0	NEUTRAL	0-2-0	0-3-0	1-8-0					
7-31-0	0-0-0	0-0-0	NON-CONFERENCE	0-2-0	1-4-0	6-25-0					
2-7-0	0-0-0	0-0-0	HOME	0-0-0	1-1-0	1-6-0					
4-11-0	0-0-0	0-0-	AWAY	0-0-0	0-0-0	4-11-0					
1-13-0	0-0-0	0-0-0	NEUTRAL	0-2-0	0-3-0	1-8-0					
2-14-0	0-0-0	0-0-0	CONFERENCE	0-0-0	0-0-0	2-14-0					
2-6-0	0-0-0	0-0-0	HOME	0-0-0	0-0-0	2-6-0					
0-8-0	0-0-0	0-0-0	AWAY	0-0-0	0-0-0	0-8-0					
0-0-0	0-0-0	0-0-0	NEUTRAL	0-0-0	0-0-0	0-0-0					
RPI S Opponent	Score	RPI S Opponent	Score	RPI S Opponent	Score	RPI S Opponent	Score				
				67 N Eastern Ill.	0 5	111 N Robert Morris	0 3				
				98 N Albany (NY)	0 7	115 H Delaware	6 3				
						115 H Delaware	4 7				
						129 N Utah Valley	3 12				
						130 N Lehigh	2 13				
						155 N Temple	2 12				
						162 H Seton Hall	0 16				
						173 H Army	0 10				
						173 H Army	1 8				
						174 A Fairfield	0 3				
						174 A Fairfield	1 9				
						180 H Fairleigh Dickinson	2 10				
						180 H Fairleigh Dickinson	7 9				
						189 N Hampton	0 10				
						194 A Elon	0 10				
						194 A Elon	3 13				
						195 H Marist	0 17				
						195 H Marist	3 11				
						197 N Butler	0 3				
						236 N Youngstown St.	6 5				
						245 A Columbia	3 0				
						245 A Columbia	5 6				
						245 N Columbia	0 6				
						246 N Saint Francis (PA)	5 13				
						246 N Saint Francis (PA)	1 10				
						252 A Manhattan	1 4				
						252 A Manhattan	2 7				
				LAST 10 GAMES							
				258 H Iona	3 5	253 H Siena	3 7				
				258 H Iona	13 9	253 H Siena	5 9				
				162 H Seton Hall	0 16	115 H Delaware	4 7				
				195 H Marist	0 17	115 H Delaware	6 3				
				195 H Marist	3 11	267 A Niagara	0 5				

Non-Div. I Games:

Saint Peter's

RPI	S	Opponent	Score	
253	H	Siena	5	9
253	H	Siena	3	7
255	A	Canisius	1	6
255	A	Canisius	2	5
258	H	Iona	3	5
258	H	Iona	13	9
262	N	North Dakota	0	12
267	A	Niagara	0	5
267	A	Niagara	2	10
269	A	Wagner	0	5
269	A	Wagner	3	11
269	N	Wagner	4	7
277	H	Rider	4	1
277	H	Rider	2	11
278	A	Coppin St.	8	7
278	A	Coppin St.	5	13
280	A	Lafayette	0	5
280	A	Lafayette	3	1
282	A	UMBC	0	11
282	H	UMBC	5	7
282	H	UMBC	6	5
283	A	UMES	4	5
283	A	UMES	9	10
283	A	UMES	4	9
283	A	UMES	12	7

Saint Peter's

Saint Peter's

Average RPI Win: 276		WON-LOST RECORD	WINNING PCT. RANK	LAST 10 GAMES	STRENGTH OF SCHEDULE	OPP. STRENGTH OF SCHEDULE	TEAM RPI	ADJ RPI	CONF. RPI	ADJ CONF. RPI		
Average RPI Loss: 241												
DIV. I ONLY		8-31-0	.20513	275	6-4-0	289	288	289	.28654	289	31	31
DIV. I NON-CONF.		3-16-0	.15789	274	1-0-0	291	284	291	.27511	290	31	31
-----												
TOTALS		RPI 1-25		RPI 26-50		W-L RECORDS		RPI 51-100		RPI 101-150		RPI 150+
8-31-0		0-0-0		0-0-0		OVERALL		0-0-0		0-0-0		8-31-0
3-10-0		0-0-0		0-0-0		HOME		0-0-0		0-0-0		3-10-0
4-14-0		0-0-0		0-0-0		AWAY		0-0-0		0-0-0		4-12-0
1-7-0		0-0-0		0-0-0		NEUTRAL		0-0-0		0-0-0		1-7-0
3-16-0		0-0-0		0-0-0		NON-CONFERENCE		0-0-0		0-0-0		3-16-0
0-4-0		0-0-0		0-0-0		HOME		0-0-0		0-0-0		0-4-0
2-5-0		0-0-0		0-0-		AWAY		0-0-0		0-0-0		2-5-0
1-7-0		0-0-0		0-0-0		NEUTRAL		0-0-0		0-0-0		1-7-0
5-15-0		0-0-0		0-0-0		CONFERENCE		0-0-0		0-0-0		5-15-0
3-6-0		0-0-0		0-0-0		HOME		0-0-0		0-0-0		3-6-0
2-9-0		0-0-0		0-0-0		AWAY		0-0-0		0-0-0		2-9-0
0-0-0		0-0-0		0-0-0		NEUTRAL		0-0-0		0-0-0		0-0-0
RPI	S	Opponent	Score	RPI	S	Opponent	Score	RPI	S	Opponent	Score	
										153 A	Towson	0 7
										161 N	Bradley	2 15
										168 N	Georgetown	2 9
										189 H	Hampton	6 9
										189 H	Hampton	0 11
										189 H	Hampton	2 13
										197 N	Butler	3 8
										221 H	Norfolk St.	7 17
										221 H	Norfolk St.	2 4
										221 H	Norfolk St.	2 7
										223 N	IUPUI	2 4
										233 H	Sacred Heart	0 9
										244 A	Tennessee St.	3 0
										246 H	Saint Francis (PA)	1 9
										249 A	Savannah St.	2 10
										249 A	Savannah St.	0 8
										250 A	Mt. St. Mary's	0 8
										250 A	Mt. St. Mary's	13 8
										253 H	Siena	3 16
										263 H	La Salle	0 15
										263 N	La Salle	4 5
										271 N	Brown	2 3
										274 A	Delaware St.	2 10
										274 A	Delaware St.	4 12
										274 A	Delaware St.	5 8
										278 A	Coppin St.	8 12
										278 A	Coppin St.	1 9
-----												
Non-Div. I Games:		S.C. Beaufort		2	10	Winston-Salem		3	5	Thomas (GA)		0 6
										Winston-Salem		0 7
												Morgan St.



RPI	S	Opponent	Score	
278	A	Coppin St.	0	6
280	N	Lafayette	4	2
280	N	Lafayette	3	4
282	A	UMBC	1	9
282	A	UMBC	0	7
282	A	UMBC	2	18
283	A	UMES	12	8
283	A	UMES	10	13
283	A	UMES	6	0
290	H	Howard	8	0
290	H	Howard	8	0
290	H	Howard	11	0

Morgan St.

M  
o  
r  
g  
a  
n  
S  
t  
.

M  
o  
r  
g  
a  
n  
S  
t  
.

Average RPI Win: 283		WON-LOST RECORD		WINNING PCT. RANK		LAST 10 GAMES		STRENGTH OF SCHEDULE		OPP. STRENGTH OF SCHEDULE		TEAM RPI		ADJ RPI		CONF. RPI		ADJ CONF. RPI	
DIV. I ONLY		1-28-0		.03448 291		0-10-0		285		290		291		.26665 290		31		31	
DIV. I NON-CONF.		0-10-0		0 286		0-0-0		273		253		289		.29692 289		31		31	
TOTALS		RPI 1-25		RPI 26-50		W-L RECORDS		RPI 51-100		RPI 101-150		RPI 150+							
1-28-0		0-1-0		0-1-0		OVERALL		0-2-0		0-0-0		1-24-0							
1-8-0		0-0-0		0-0-0		HOME		0-0-0		0-0-0		1-8-0							
0-14-0		0-0-0		0-1-0		AWAY		0-2-0		0-0-0		0-8-0							
0-6-0		0-1-0		0-0-0		NEUTRAL		0-0-0		0-0-0		0-5-0							
0-10-0		0-1-0		0-1-0		NON-CONFERENCE		0-2-0		0-0-0		0-6-0							
0-0-0		0-0-0		0-0-0		HOME		0-0-0		0-0-0		0-0-0							
0-4-0		0-0-0		0-0-		AWAY		0-2-0		0-0-0		0-1-0							
0-6-0		0-1-0		0-0-0		NEUTRAL		0-0-0		0-0-0		0-5-0							
1-18-0		0-0-0		0-0-0		CONFERENCE		0-0-0		0-0-0		1-18-0							
1-8-0		0-0-0		0-0-0		HOME		0-0-0		0-0-0		1-8-0							
0-10-0		0-0-0		0-0-0		AWAY		0-0-0		0-0-0		0-10-0							
0-0-0		0-0-0		0-0-0		NEUTRAL		0-0-0		0-0-0		0-0-0							
RPI	S	Opponent		Score		RPI	S	Opponent		Score		RPI	S	Opponent		Score			
12	N	Kentucky		0 14		43	A	USC Upstate		0 18		92	A	Maryland		0 20			
												92	A	Maryland		0 13			
												189	H	Hampton		6 9			
												189	H	Hampton		1 10			
												189	H	Hampton		1 18			
												214	N	Presbyterian		1 12			
												221	A	Norfolk St.		2 10			
												221	A	Norfolk St.		0 10			
												221	A	Norfolk St.		0 14			
												244	N	Tennessee St.		0 5			
												250	N	Mt. St. Mary's		0 8			
												274	A	Delaware St.		3 18			
												274	A	Delaware St.		0 10			
												274	A	Delaware St.		6 26			
												278	H	Coppin St.		6 10			
												278	H	Coppin St.		2 3			
												278	H	Coppin St.		6 7			
												282	A	UMBC		2 3			
												283	H	UMES		0 15			
												283	H	UMES		4 3			
												283	H	UMES		1 8			
												284	N	Alabama A&M		7 8			
												287	N	Grambling		4 13			
												289	A	Morgan St.		0 8			
												289	A	Morgan St.		0 11			
												289	A	Morgan St.		0 8			
												291	A	South Carolina St.		4 6			
Non-Div. I Games:		Brenau		0 9		Claflin		8 11		Clark Atlanta		6 11		Benedict		14 5			
		Winston-Salem		2 1										Howard					

Average RPI Win:	282	WON-LOST RECORD	WINNING PCT. RANK	LAST 10 GAMES	STRENGTH OF SCHEDULE	OPP. STRENGTH OF SCHEDULE	TEAM RPI	ADJ RPI	CONF. RPI	ADJ CONF. RPI					
DIV. I ONLY		6-23-0	.2069	274	1-9-0	291	287	290	.26244	291	31	31			
DIV. I NON-CONF.		0-12-0	0	286	0-4-0	271	287	290	.25769	291	31	31			
<hr/>															
TOTALS	RPI 1-25	RPI 26-50		W-L RECORDS		RPI 51-100		RPI 101-150		RPI 150+					
6-23-0	0-0-0	0-0-0		OVERALL		0-4-0		0-2-0		6-17-0					
4-10-0	0-0-0	0-0-0		HOME		0-2-0		0-2-0		4-6-0					
2-9-0	0-0-0	0-0-0		AWAY		0-2-0		0-0-0		2-7-0					
0-4-0	0-0-0	0-0-0		NEUTRAL		0-0-0		0-0-0		0-4-0					
<hr/>															
0-12-0	0-0-0	0-0-0		NON-CONFERENCE		0-4-0		0-2-0		0-6-0					
0-6-0	0-0-0	0-0-0		HOME		0-2-0		0-2-0		0-2-0					
0-2-0	0-0-0	0-0-		AWAY		0-2-0		0-0-0		0-0-0					
0-4-0	0-0-0	0-0-0		NEUTRAL		0-0-0		0-0-0		0-4-0					
<hr/>															
6-11-0	0-0-0	0-0-0		CONFERENCE		0-0-0		0-0-0		6-11-0					
4-4-0	0-0-0	0-0-0		HOME		0-0-0		0-0-0		4-4-0					
2-7-0	0-0-0	0-0-0		AWAY		0-0-0		0-0-0		2-7-0					
0-0-0	0-0-0	0-0-0		NEUTRAL		0-0-0		0-0-0		0-0-0					
<hr/>															
RPI	S	Opponent	Score	RPI	S	Opponent	Score	RPI	S	Opponent	Score				
						97	A	Col. of Charleston	1	6	131	H	Furman	2	6
						97	A	Col. of Charleston	0	5	131	H	Furman	1	11
						97	H	Col. of Charleston	0	2	240	H	Florida A&M	0	4
						97	H	Col. of Charleston	0	8	240	H	Florida A&M	0	3
											242	N	Mississippi Val.	0	10
											243	A	Bethune-Cookman	8	9
											243	A	Bethune-Cookman	0	8
											243	A	Bethune-Cookman	3	4
											244	N	Tennessee St.	2	6
											249	A	Savannah St.	7	13
											249	A	Savannah St.	1	6
											249	A	Savannah St.	1	5
											279	H	N.C. A&T	0	9
											279	H	N.C. A&T	6	4
											279	H	N.C. A&T	5	0
											281	A	N.C. Central	0	4
											281	A	N.C. Central	4	2
											281	A	N.C. Central	5	3
											283	H	UMES	8	1
											283	H	UMES	9	10
						284	H	Alabama A&M	0	2					
						284	H	Alabama A&M	2	6					
						284	N	Alabama A&M	12	13					
						287	N	Grambling	0	3					
						290	H	Howard	6	4					
<hr/>															
Non-Div. I Games:	Claflin	3	4	Edward Waters	4	2	Kentucky St.	8	0	Benedict	10	2			
	Brenau	4	2	Benedict	15	2	Benedict	4	1	Anderson (SC)	South Carolina St.	0	4		

South Carolina St.

Non-Div. I Games:

Benedict 5 1  
Clark Atlanta 12 1

Brewton Parker 5  
Anderson (SC) 0

6  
3

Claflin 3 2

Winston-Salem 1  
South Carolina St. 2

Through Games Of June 4, 2013 (FINAL)

S  
o  
u  
t  
h  
C  
a  
r  
o  
l  
i  
n  
a  
S  
t  
.

S  
o  
u  
t  
h  
C  
a  
r  
o  
l  
i  
n  
a  
S  
t  
.