





Average RPI Win:	73	WON-LOST RECORD	WINNING PCT. RANK	LAST 10 GAMES	STRENGTH OF SCHEDULE	OPP. STRENGTH OF SCHEDULE	TEAM RPI	ADJ RPI	CONF. RPI	ADJ CONF. RPI		
DIV. I ONLY		44-4-0	.91667	2	10-0-0	35	7	3	.70414	2	5	5
DIV. I NON-CONF.		23-2-0	.92	4	1-0-0	6	1	2	.73062	2	4	4
<hr/>												
TOTALS	RPI 1-25	RPI 26-50		W-L RECORDS		RPI 51-100		RPI 101-150		RPI 150+		
44-4-0	8-2-0	15-2-0		OVERALL		7-0-0		9-0-0		5-0-0		
15-1-0	0-0-0	5-1-0		HOME		0-0-0		5-0-0		5-0-0		
13-1-0	4-0-0	2-1-0		AWAY		6-0-0		1-0-0		0-0-0		
16-2-0	4-2-0	8-0-0		NEUTRAL		1-0-0		3-0-0		0-0-0		
23-2-0	8-2-0	8-0-0		NON-CONFERENCE		1-0-0		4-0-0		2-0-0		
3-0-0	0-0-0	0-0-0		HOME		0-0-0		1-0-0		2-0-0		
4-0-0	4-0-0	0-0-		AWAY		0-0-0		0-0-0		0-0-0		
16-2-0	4-2-0	8-0-0		NEUTRAL		1-0-0		3-0-0		0-0-0		
21-2-0	0-0-0	7-2-0		CONFERENCE		6-0-0		5-0-0		3-0-0		
12-1-0	0-0-0	5-1-0		HOME		0-0-0		4-0-0		3-0-0		
9-1-0	0-0-0	2-1-0		AWAY		6-0-0		1-0-0		0-0-0		
0-0-0	0-0-0	0-0-0		NEUTRAL		0-0-0		0-0-0		0-0-0		
RPI S	Opponent	Score		RPI S	Opponent	Score		RPI S	Opponent	Score		
1 N	Florida	0	8	32 A	Nebraska	8	6	75 A	Penn St.	4	2	
4 N	Oklahoma	16	9	32 A	Nebraska	0	1	75 A	Penn St.	13	3	
6 N	Washington	5	6	32 A	Nebraska	4	1	75 A	Penn St.	12	0	
7 A	Florida St.	6	2	34 N	Oklahoma St.	11	2	76 A	Indiana	8	0	
7 A	Florida St.	10	3	35 N	North Carolina	11	6	76 A	Indiana	11	5	
10 N	Missouri	13	0	36 N	Long Beach St.	10	4	76 A	Indiana	12	4	
14 A	UCLA	8	6	36 N	Long Beach St.	11	0	96 N	North Carolina St.	9	1	
20 A	South Fla.	11	2	37 N	California	4	0					
24 N	South Carolina	15	3	40 H	Ohio St.	5	3					
25 N	Oregon St.	9	3	40 H	Ohio St.	5	1					
				40 H	Ohio St.	8	0					
				42 N	Virginia Tech	9	1					
				42 N	Virginia Tech	3	1					
				42 N	Virginia Tech	6	1					
				45 H	Northwestern	11	3					
				45 H	Northwestern	12	13					
				45 H	Northwestern	11	3					
				LAST 10 GAMES								
				110 H	Rutgers	8	0	75 A	Penn St.	4	2	
				110 H	Rutgers	11	1	149 H	Central Mich.	5	2	
				110 H	Rutgers	9	1	183 H	Maryland	8	0	
				75 A	Penn St.	13	3	183 H	Maryland	16	0	
				75 A	Penn St.	12	0	183 H	Maryland	9	1	

Non-Div. I Games:

Michigan



Average RPI Win:		70	WON-LOST		WINNING		LAST 10		STRENGTH OF		OPP. STRENGTH		TEAM	ADJ		CONF.	ADJ CONF.						
Average RPI Loss:		18	RECORD		PCT. RANK		GAMES		SCHEDULE		OF SCHEDULE		RPI	RPI		RPI	RPI						
DIV. I ONLY			45-11-0		.80357		11		7-3-0		4		8		2		.69416		3	1		1	
DIV. I NON-CONF.			28-3-0		.90323		6		1-0-0		27		39		6		.67295		6	1		1	
TOTALS		RPI 1-25		RPI 26-50				W-L RECORDS				RPI 51-100				RPI 101-150				RPI 150+			
45-11-0		17-9-0		5-1-0				OVERALL				12-1-0				3-0-0				8-0-0			
22-4-0		9-3-0		4-0-0				HOME				5-1-0				0-0-0				4-0-0			
12-6-0		7-5-0		1-1-0				AWAY				4-0-0				0-0-0				0-0-0			
11-1-0		1-1-0		0-0-0				NEUTRAL				3-0-0				3-0-0				4-0-0			
28-3-0		3-1-0		2-1-0				NON-CONFERENCE				12-1-0				3-0-0				8-0-0			
12-1-0		2-0-0		1-0-0				HOME				5-1-0				0-0-0				4-0-0			
5-1-0		0-0-0		1-0-				AWAY				4-0-0				0-0-0				0-0-0			
11-1-0		1-1-0		0-0-0				NEUTRAL				3-0-0				3-0-0				4-0-0			
17-8-0		14-8-0		3-0-0				CONFERENCE				0-0-0				0-0-0				0-0-0			
10-3-0		7-3-0		3-0-0				HOME				0-0-0				0-0-0				0-0-0			
7-5-0		7-5-0		0-0-0				AWAY				0-0-0				0-0-0				0-0-0			
0-0-0		0-0-0		0-0-0				NEUTRAL				0-0-0				0-0-0				0-0-0			
RPI	S	Opponent		Score		RPI	S	Opponent		Score		RPI	S	Opponent		Score		RPI	S	Opponent		Score	
1	A	Florida		3	0	28	A	Cal St. Fullerton		2	1	51	H	North Dakota St.		15	2	110	N	Rutgers		6	0
1	A	Florida		2	3	31	A	UCF		1	8	51	H	North Dakota St.		1	2	127	N	Miami (OH)		10	2
1	A	Florida		2	1	38	H	Mississippi St.		7	1	53	H	Samford		10	0	128	N	New Mexico		6	1
4	N	Oklahoma		0	2	38	H	Mississippi St.		8	0	54	N	Grand Canyon		9	0	151	N	Liberty		10	2
5	N	James Madison		2	1	38	H	Mississippi St.		8	1	61	A	Jacksonville St.		10	3	162	H	La.-Monroe		11	0
10	H	Missouri		3	7	43	H	South Ala.		4	2	62	A	Georgia St.		9	0	162	H	La.-Monroe		5	0
10	H	Missouri		9	1							65	N	Fordham		9	1	183	N	Maryland		1	0
10	H	Missouri		16	2							68	A	UAB		7	0	183	N	Maryland		10	5
11	H	Tennessee		6	5							71	H	Troy		8	0	190	N	Mercer		7	0
15	A	LSU		1	8							73	H	DePaul		12	4	255	H	Alcorn		8	0
15	A	LSU		2	6							73	N	DePaul		14	6	263	H	Mississippi Val.		14	0
15	A	LSU		10	3							78	A	Southern Miss.		7	1						
16	H	Kentucky		7	1							93	H	Marshall		4	2						
16	H	Kentucky		2	3																		
16	H	Kentucky		3	0																		
17	A	Texas A&M		1	14																		
17	A	Texas A&M		8	7																		
17	A	Texas A&M		8	3																		
19	H	Georgia		9	7																		
19	H	Georgia		5	9																		
19	H	Georgia		7	2																		
21	H	Arizona		4	3	LAST 10 GAMES																	
21	H	Arizona		9	1	19	H	Georgia		5	9	24	A	South Carolina		3	1						
24	A	South Carolina		1	2	19	H	Georgia		9	7	16	H	Kentucky		3	0						
24	A	South Carolina		5	1	19	H	Georgia		7	2	16	H	Kentucky		7	1						
24	A	South Carolina		3	1	24	A	South Carolina		5	1	16	H	Kentucky		2	3						
						24	A	South Carolina		1	2	43	H	South Ala.		4	2						

Non-Div. I Games:

Alabama



Average RPI Win:	81	WON-LOST RECORD	WINNING PCT. RANK	LAST 10 GAMES	STRENGTH OF SCHEDULE	OPP. STRENGTH OF SCHEDULE	TEAM RPI	ADJ RPI	CONF. RPI	ADJ CONF. RPI		
DIV. I ONLY		45-7-0	.86538	5	10-0-0	14	26	4	.69264	4	3	3
DIV. I NON-CONF.		30-6-0	.83333	15	4-0-0	8	22	4	.68375	4	3	3
<hr/>												
TOTALS	RPI 1-25	RPI 26-50		W-L RECORDS		RPI 51-100		RPI 101-150		RPI 150+		
45-7-0	7-5-0	13-2-0		OVERALL		10-0-0		7-0-0		8-0-0		
18-2-0	0-1-0	8-1-0		HOME		3-0-0		2-0-0		5-0-0		
11-1-0	4-0-0	1-1-0		AWAY		3-0-0		3-0-0		0-0-0		
16-4-0	3-4-0	4-0-0		NEUTRAL		4-0-0		2-0-0		3-0-0		
30-6-0	4-5-0	7-1-0		NON-CONFERENCE		7-0-0		4-0-0		8-0-0		
10-1-0	0-1-0	3-0-0		HOME		0-0-0		2-0-0		5-0-0		
5-1-0	1-0-0	1-0-		AWAY		3-0-0		0-0-0		0-0-0		
15-4-0	3-4-0	3-0-0		NEUTRAL		4-0-0		2-0-0		3-0-0		
15-1-0	3-0-0	6-1-0		CONFERENCE		3-0-0		3-0-0		0-0-0		
8-1-0	0-0-0	5-1-0		HOME		3-0-0		0-0-0		0-0-0		
6-0-0	3-0-0	0-0-0		AWAY		0-0-0		3-0-0		0-0-0		
1-0-0	0-0-0	1-0-0		NEUTRAL		0-0-0		0-0-0		0-0-0		
RPI	S	Opponent	Score	RPI	S	Opponent	Score	RPI	S	Opponent	Score	
2	N	Michigan	9 16	26	H	Texas	5 3	54	N	Grand Canyon	7 1	
3	N	Alabama	2 0	26	H	Texas	9 8	60	A	New Mexico St.	11 1	
6	N	Washington	3 10	26	H	Texas	5 3	60	A	New Mexico St.	8 0	
11	A	Tennessee	9 0	28	A	Cal St. Fullerton	5 7	63	A	Arkansas	3 1	
13	A	Baylor	7 4	30	N	Utah	6 2	72	H	Texas Tech	4 0	
13	A	Baylor	4 0	32	N	Nebraska	4 2	72	H	Texas Tech	8 0	
13	A	Baylor	5 0	34	N	Oklahoma St.	10 2	72	H	Texas Tech	10 1	
14	N	UCLA	11 7	36	N	Long Beach St.	7 0	73	N	DePaul	6 1	
18	N	Fresno St.	3 2	41	A	Tulsa	4 1	84	N	Syracuse	7 0	
22	H	Minnesota	10 12	47	H	Kansas	2 5	100	N	Lamar	12 2	
22	N	Minnesota	0 1	47	H	Kansas	5 2					
25	N	Oregon St.	4 6	47	H	Kansas	4 0					
				49	H	BYU	3 0					
				49	H	BYU	8 0					
				50	H	Wichita St.	10 1					
				LAST 10 GAMES								
				72	H	Texas Tech	10 1	145	A	Iowa St.	4 2	
				72	H	Texas Tech	4 0	145	A	Iowa St.	8 1	
				72	H	Texas Tech	8 0	113	N	Lipscomb	2 0	
				41	A	Tulsa	4 1	150	N	Radford	9 0	
				145	A	Iowa St.	12 1	11	A	Tennessee	9 0	

Non-Div. I Games:

Oklahoma



Average RPI Win:	98	WON-LOST RECORD	WINNING PCT. RANK	LAST 10 GAMES	STRENGTH OF SCHEDULE	OPP. STRENGTH OF SCHEDULE	TEAM RPI	ADJ RPI	CONF. RPI	ADJ CONF. RPI				
DIV. I ONLY		43-4-0	.91489	3	9-1-0	41	39	8	.68308	5	8	8		
DIV. I NON-CONF.		25-3-0	.89286	9	0-0-0	38	2	8	.67487	5	9	9		
<hr/>														
TOTALS	RPI 1-25	RPI 26-50		W-L RECORDS		RPI 51-100		RPI 101-150		RPI 150+				
43-4-0	4-1-0	7-2-0		OVERALL		14-0-0		10-1-0		8-0-0				
11-0-0	0-0-0	0-0-0		HOME		8-0-0		1-0-0		2-0-0				
17-2-0	2-0-0	3-1-0		AWAY		3-0-0		6-1-0		3-0-0				
15-2-0	2-1-0	4-1-0		NEUTRAL		3-0-0		3-0-0		3-0-0				
25-3-0	4-1-0	7-2-0		NON-CONFERENCE		3-0-0		6-0-0		5-0-0				
3-0-0	0-0-0	0-0-0		HOME		0-0-0		1-0-0		2-0-0				
7-1-0	2-0-0	3-0-		AWAY		0-0-0		2-0-0		0-0-0				
15-2-0	2-1-0	4-1-0		NEUTRAL		3-0-0		3-0-0		3-0-0				
18-1-0	0-0-0	0-0-0		CONFERENCE		11-0-0		4-1-0		3-0-0				
8-0-0	0-0-0	0-0-0		HOME		8-0-0		0-0-0		0-0-0				
10-1-0	0-0-0	0-0-0		AWAY		3-0-0		4-1-0		3-0-0				
0-0-0	0-0-0	0-0-0		NEUTRAL		0-0-0		0-0-0		0-0-0				
RPI	S	Opponent	Score		RPI	S	Opponent	Score		RPI	S	Opponent	Score	
3	N	Alabama	1	2	31	A	UCF	1	0	56	A	Col. of Charleston	4	3
8	N	Auburn	3	2	32	N	Nebraska	4	8	56	A	Col. of Charleston	5	1
11	N	Tennessee	9	0	32	N	Nebraska	7	0	56	A	Col. of Charleston	7	1
21	A	Arizona	6	1	34	N	Oklahoma St.	4	1	65	N	Fordham	11	4
21	A	Arizona	4	2	39	A	Arizona St.	2	1	65	N	Fordham	1	0
					40	N	Ohio St.	7	4	67	H	Hofstra	7	1
					42	A	Virginia Tech	10	1	67	H	Hofstra	4	0
					42	A	Virginia Tech	1	2	70	H	Delaware	11	2
					49	N	BYU	10	6	70	H	Delaware	6	5
										70	H	Delaware	8	0
										73	N	DePaul	8	1
										79	H	Towson	16	0
										79	H	Towson	11	6
										79	H	Towson	3	0
												Robert Morris	8	0
												Drexel	8	0
												Drexel	3	0
												Drexel	8	0
												Georgetown	2	1
												Mt. St. Mary's	14	5

Non-Div. I Games:

James Madison



Average RPI Win: 61		WON-LOST RECORD		WINNING PCT. RANK		LAST 10 GAMES		STRENGTH OF SCHEDULE		OPP. STRENGTH OF SCHEDULE		TEAM RPI		ADJ RPI		CONF. RPI		ADJ CONF. RPI					
DIV. I ONLY		33-13-0		.71739 29		5-5-0		1		9		6		.68149 6		2		2					
DIV. I NON-CONF.		20-5-0		.8 21		1-2-0		2		9		3		.68703 3		2		2					
TOTALS		RPI 1-25		RPI 26-50		W-L RECORDS		RPI 51-100		RPI 101-150		RPI 150+											
33-13-0		11-10-0		10-3-0		OVERALL		6-0-0		2-0-0		4-0-0											
10-6-0		2-4-0		4-2-0		HOME		2-0-0		0-0-0		2-0-0											
10-4-0		6-4-0		3-0-0		AWAY		0-0-0		0-0-0		1-0-0											
13-3-0		3-2-0		3-1-0		NEUTRAL		4-0-0		2-0-0		1-0-0											
20-5-0		5-4-0		3-1-0		NON-CONFERENCE		6-0-0		2-0-0		4-0-0											
4-0-0		0-0-0		0-0-0		HOME		2-0-0		0-0-0		2-0-0											
3-2-0		2-2-0		0-0-		AWAY		0-0-0		0-0-0		1-0-0											
13-3-0		3-2-0		3-1-0		NEUTRAL		4-0-0		2-0-0		1-0-0											
13-8-0		6-6-0		7-2-0		CONFERENCE		0-0-0		0-0-0		0-0-0											
6-6-0		2-4-0		4-2-0		HOME		0-0-0		0-0-0		0-0-0											
7-2-0		4-2-0		3-0-0		AWAY		0-0-0		0-0-0		0-0-0											
0-0-0		0-0-0		0-0-0		NEUTRAL		0-0-0		0-0-0		0-0-0											
RPI	S	Opponent		Score		RPI	S	Opponent		Score		RPI	S	Opponent		Score		RPI	S	Opponent		Score	
1	N	Florida		1	3	29	N	Notre Dame		5	4	58	N	San Diego St.		8	0	130	N	UC Santa Barbara		7	0
2	N	Michigan		6	5	30	H	Utah		6	0	59	H	Kent St.		11	0	149	N	Central Mich.		23	0
4	N	Oklahoma		10	3	30	H	Utah		5	6	59	H	Kent St.		8	1	164	A	UNLV		9	0
9	H	Oregon		4	16	30	H	Utah		8	0	69	N	San Jose St.		17	1	189	H	Montana		12	2
9	H	Oregon		2	7	31	N	UCF		9	7	72	N	Texas Tech		14	5	220	H	Boise St.		12	1
9	H	Oregon		6	11	32	N	Nebraska		6	5	85	N	Weber St.		10	3	241	N	South Dakota		14	3
14	A	UCLA		6	5	34	N	Oklahoma St.		4	8												
14	A	UCLA		9	0	37	H	California		3	2												
14	A	UCLA		8	10	37	H	California		2	1												
15	A	LSU		0	6	37	H	California		3	5												
15	A	LSU		4	5	39	A	Arizona St.		6	1												
15	A	LSU		9	4	39	A	Arizona St.		7	2												
17	N	Texas A&M		6	11	39	A	Arizona St.		12	9												
18	A	Fresno St.		12	3																		
21	H	Arizona		5	1																		
21	H	Arizona		4	8																		
21	H	Arizona		6	2																		
22	N	Minnesota		7	2																		
25	A	Oregon St.		7	2																		
25	A	Oregon St.		3	2																		
25	A	Oregon St.		2	3																		
						LAST 10 GAMES																	
						15	A	LSU		4	5	30	H	Utah		6	0						
						15	A	LSU		0	6	25	A	Oregon St.		7	2						
						15	A	LSU		9	4	25	A	Oregon St.		2	3						
						30	H	Utah		5	6	25	A	Oregon St.		3	2						
						30	H	Utah		8	0	37	H	California		3	5						

Non-Div. I Games:

Washington



Average RPI Win:		84	WON-LOST RECORD		WINNING PCT. RANK	LAST 10 GAMES		STRENGTH OF SCHEDULE		OPP. STRENGTH OF SCHEDULE		TEAM RPI	ADJ RPI		CONF. RPI	ADJ CONF. RPI							
DIV. I ONLY			45-8-0		.84906	8		8-2-0		12		32		5	.6793		7	4	4				
DIV. I NON-CONF.			24-6-0		.8	21		2-1-0		7		25		7	.66825		7	5	5				
TOTALS		RPI 1-25		RPI 26-50		W-L RECORDS		RPI 51-100		RPI 101-150		RPI 150+											
45-8-0		4-5-0		12-3-0		OVERALL		19-0-0		4-0-0		6-0-0											
23-4-0		2-3-0		6-1-0		HOME		10-0-0		1-0-0		4-0-0											
15-3-0		2-2-0		5-1-0		AWAY		7-0-0		1-0-0		0-0-0											
7-1-0		0-0-0		1-1-0		NEUTRAL		2-0-0		2-0-0		2-0-0											
24-6-0		4-5-0		3-1-0		NON-CONFERENCE		7-0-0		4-0-0		6-0-0											
12-3-0		2-3-0		1-0-0		HOME		4-0-0		1-0-0		4-0-0											
5-2-0		2-2-0		1-0-		AWAY		1-0-0		1-0-0		0-0-0											
7-1-0		0-0-0		1-1-0		NEUTRAL		2-0-0		2-0-0		2-0-0											
21-2-0		0-0-0		9-2-0		CONFERENCE		12-0-0		0-0-0		0-0-0											
11-1-0		0-0-0		5-1-0		HOME		6-0-0		0-0-0		0-0-0											
10-1-0		0-0-0		4-1-0		AWAY		6-0-0		0-0-0		0-0-0											
0-0-0		0-0-0		0-0-0		NEUTRAL		0-0-0		0-0-0		0-0-0											
RPI	S	Opponent		Score		RPI	S	Opponent		Score		RPI	S	Opponent		Score		RPI	S	Opponent		Score	
1	A	Florida		0	1	28	A	Cal St. Fullerton		10	1	52	A	Boston College		9	6	102	A	FIU		7	1
1	H	Florida		1	7	29	A	Notre Dame		14	5	52	A	Boston College		10	2	119	N	St. John's (NY)		5	2
2	H	Michigan		2	6	29	A	Notre Dame		4	5	52	A	Boston College		2	0	132	N	LIU Brooklyn		12	0
2	H	Michigan		3	10	31	H	UCF		7	1	55	A	CSUN		12	3	146	H	SFA		11	0
8	A	Auburn		6	9	35	A	North Carolina		15	6	55	N	CSUN		10	0	201	H	Bradley		14	0
8	A	Auburn		4	3	35	A	North Carolina		9	6	67	H	Hofstra		8	0	201	H	Bradley		9	0
14	A	UCLA		3	0	35	A	North Carolina		12	5	68	H	UAB		10	0	202	N	UC Davis		17	3
22	H	Minnesota		5	4	41	N	Tulsa		8	0	68	H	UAB		10	0	226	H	Florida A&M		12	3
22	H	Minnesota		2	0	42	H	Virginia Tech		3	1	84	H	Syracuse		3	0	226	H	Florida A&M		10	1
						42	H	Virginia Tech		13	1	84	H	Syracuse		4	1	232	N	Valparaiso		16	5
						42	H	Virginia Tech		2	0	84	H	Syracuse		4	2						
						46	H	Louisville		4	3	86	A	Pittsburgh		16	11						
						46	H	Louisville		0	4	86	A	Pittsburgh		15	5						
						46	H	Louisville		9	0	86	A	Pittsburgh		4	3						
						48	N	Illinois		1	5	95	N	Cal Poly		3	1						
												96	H	North Carolina St.		10	2						
												96	H	North Carolina St.		12	4						
												96	H	North Carolina St.		5	4						
												98	H	Jacksonville		4	0						
LAST 10 GAMES																							
						46	H	Louisville		4	3	86	A	Pittsburgh		15	5						
						46	H	Louisville		0	4	86	A	Pittsburgh		16	11						
						46	H	Louisville		9	0	86	A	Pittsburgh		4	3						
						226	H	Florida A&M		12	3	31	H	UCF		7	1						
						1	H	Florida		1	7	42	H	Virginia Tech		13	1						

Non-Div. I Games:

Florida St.



Average RPI Win: 85		WON-LOST RECORD		WINNING PCT. RANK		LAST 10 GAMES		STRENGTH OF SCHEDULE		OPP. STRENGTH OF SCHEDULE		TEAM RPI		ADJ RPI		CONF. RPI		ADJ CONF. RPI					
Average RPI Loss: 12																							
DIV. I ONLY		46-9-0		.83636 9		5-5-0		22		10		7		.67843 8		1		1					
DIV. I NON-CONF.		30-2-0		.9375 2		1-1-0		73		42		12		.66576 8		1		1					
TOTALS		RPI 1-25		RPI 26-50		W-L RECORDS		RPI 51-100		RPI 101-150		RPI 150+											
46-9-0		13-8-0		4-1-0		OVERALL		17-0-0		3-0-0		9-0-0											
30-5-0		9-5-0		0-0-0		HOME		9-0-0		3-0-0		9-0-0											
12-3-0		3-2-0		3-1-0		AWAY		6-0-0		0-0-0		0-0-0											
4-1-0		1-1-0		1-0-0		NEUTRAL		2-0-0		0-0-0		0-0-0											
30-2-0		2-2-0		2-0-0		NON-CONFERENCE		14-0-0		3-0-0		9-0-0											
22-1-0		1-1-0		0-0-0		HOME		9-0-0		3-0-0		9-0-0											
4-0-0		0-0-0		1-0-		AWAY		3-0-0		0-0-0		0-0-0											
4-1-0		1-1-0		1-0-0		NEUTRAL		2-0-0		0-0-0		0-0-0											
16-7-0		11-6-0		2-1-0		CONFERENCE		3-0-0		0-0-0		0-0-0											
8-4-0		8-4-0		0-0-0		HOME		0-0-0		0-0-0		0-0-0											
8-3-0		3-2-0		2-1-0		AWAY		3-0-0		0-0-0		0-0-0											
0-0-0		0-0-0		0-0-0		NEUTRAL		0-0-0		0-0-0		0-0-0											
RPI	S	Opponent		Score		RPI	S	Opponent		Score		RPI	S	Opponent		Score		RPI	S	Opponent		Score	
1	H	Florida		3 6		31	A	UCF		2 0		52	H	Boston College		5 1		112	H	Furman		9 2	
1	H	Florida		5 8		34	N	Oklahoma St.		6 1		52	H	Boston College		6 0		119	H	St. John's (NY)		9 0	
1	H	Florida		5 4		38	A	Mississippi St.		3 6		53	A	Samford		18 1		137	H	Butler		28 2	
5	N	James Madison		2 3		38	A	Mississippi St.		2 0		62	A	Georgia St.		8 4		188	H	Western Ky.		19 1	
7	H	Florida St.		9 6		38	A	Mississippi St.		3 2		62	H	Georgia St.		9 0		200	H	Indiana St.		21 0	
7	H	Florida St.		3 4								62	H	Georgia St.		7 0		205	H	Murray St.		10 0	
11	A	Tennessee		1 12								63	A	Arkansas		23 0		214	H	Western Ill.		14 1	
11	A	Tennessee		2 10								63	A	Arkansas		10 0		238	H	Appalachian St.		22 5	
16	A	Kentucky		6 5								63	A	Arkansas		21 0		238	H	Appalachian St.		9 0	
16	A	Kentucky		9 0								64	H	Longwood		2 1		258	H	Bryant		10 0	
16	A	Kentucky		3 1								64	H	Longwood		5 2		269	H	Tennessee St.		8 0	
17	H	Texas A&M		5 4								64	H	Longwood		6 5		269	H	Tennessee St.		7 0	
17	H	Texas A&M		5 6								65	N	Fordham		18 1							
17	H	Texas A&M		6 13								68	A	UAB		8 1							
19	H	Georgia		13 2								71	H	Troy		8 1							
19	H	Georgia		4 3								73	N	DePaul		18 0							
19	H	Georgia		2 1								76	H	Indiana		8 7							
20	N	South Fla.		6 0																			
24	H	South Carolina		5 2																			
24	H	South Carolina		4 3																			
24	H	South Carolina		10 0																			
						LAST 10 GAMES																	
						17	H	Texas A&M		5 4		19	H	Georgia		2 1							
						17	H	Texas A&M		6 13		19	H	Georgia		13 2							
						17	H	Texas A&M		5 6		19	H	Georgia		4 3							
						11	A	Tennessee		1 12		7	H	Florida St.		9 6							
						11	A	Tennessee		2 10		7	H	Florida St.		3 4							

Non-Div. I Games:

Auburn



Average RPI Win: 87		WON-LOST	WINNING	LAST 10	STRENGTH OF		OPP. STRENGTH	TEAM	ADJ		CONF.	ADJ CONF.
Average RPI Loss: 20		RECORD	PCT. RANK	GAMES	SCHEDULE		OF SCHEDULE	RPI	RPI		RPI	RPI
DIV. I ONLY		42-7-0	.85714	6	9-1-0		27	12	9		.67391	9
DIV. I NON-CONF.		24-4-0	.85714	14	2-0-0		36	29	13		.65297	13
TOTALS		RPI 1-25	RPI 26-50		W-L RECORDS		RPI 51-100		RPI 101-150		RPI 150+	
42-7-0		14-5-0	7-2-0		OVERALL		7-0-0		4-0-0		10-0-0	
11-2-0		4-2-0	0-0-0		HOME		0-0-0		3-0-0		4-0-0	
14-3-0		7-2-0	5-1-0		AWAY		0-0-0		0-0-0		2-0-0	
17-2-0		3-1-0	2-1-0		NEUTRAL		7-0-0		1-0-0		4-0-0	
24-4-0		4-3-0	2-1-0		NON-CONFERENCE		7-0-0		1-0-0		10-0-0	
4-0-0		0-0-0	0-0-0		HOME		0-0-0		0-0-0		4-0-0	
3-2-0		1-2-0	0-0-		AWAY		0-0-0		0-0-0		2-0-0	
17-2-0		3-1-0	2-1-0		NEUTRAL		7-0-0		1-0-0		4-0-0	
18-3-0		10-2-0	5-1-0		CONFERENCE		0-0-0		3-0-0		0-0-0	
7-2-0		4-2-0	0-0-0		HOME		0-0-0		3-0-0		0-0-0	
11-1-0		6-0-0	5-1-0		AWAY		0-0-0		0-0-0		0-0-0	
0-0-0		0-0-0	0-0-0		NEUTRAL		0-0-0		0-0-0		0-0-0	
RPI S	Opponent	Score	RPI S	Opponent	Score	RPI S	Opponent	Score	RPI S	Opponent	Score	
6 A	Washington	7 2	32 N	Nebraska	5 6	52 N	Boston College	4 0	123 N	Drake	14 2	
6 A	Washington	16 4	34 N	Oklahoma St.	7 0	55 N	CSUN	14 3	138 H	Stanford	8 0	
6 A	Washington	11 6	37 A	California	15 2	60 N	New Mexico St.	8 0	138 H	Stanford	11 2	
10 N	Missouri	8 7	37 A	California	4 15	62 N	Georgia St.	11 0	138 H	Stanford	2 0	
12 A	La.-Lafayette	4 5	37 A	California	5 2	80 N	Central Ark.	19 3	156 N	St. Mary's (CA)	7 2	
12 A	La.-Lafayette	6 3	39 A	Arizona St.	7 4	80 N	Central Ark.	8 0	175 N	Sacramento St.	4 1	
12 A	La.-Lafayette	2 3	39 A	Arizona St.	10 4	95 N	Cal Poly	12 3	183 N	Maryland	7 2	
14 H	UCLA	1 4	39 A	Arizona St.	5 4				187 A	Pacific	15 0	
14 H	UCLA	6 5	45 N	Northwestern	9 3				187 A	Pacific	11 0	
14 H	UCLA	6 16							222 N	Southern Utah	9 0	
16 N	Kentucky	6 8							249 H	Portland St.	11 3	
18 N	Fresno St.	9 0							249 H	Portland St.	7 1	
21 H	Arizona	8 0							252 H	Utah Valley	7 0	
21 H	Arizona	2 0							252 H	Utah Valley	19 0	
21 H	Arizona	7 0										
23 N	Fla. Atlantic	6 5										
25 A	Oregon St.	9 0										
25 A	Oregon St.	6 1										
25 A	Oregon St.	4 3										
			LAST 10 GAMES									
			37 A	California	5 2	21 H	Arizona	8 0				
			37 A	California	4 15	21 H	Arizona	7 0				
			37 A	California	15 2	21 H	Arizona	2 0				
			252 H	Utah Valley	7 0	39 A	Arizona St.	7 4				
			252 H	Utah Valley	19 0	39 A	Arizona St.	5 4				

Non-Div. I Games:

Oregon



Average RPI Win:		71	WON-LOST RECORD		WINNING PCT. RANK		LAST 10 GAMES		STRENGTH OF SCHEDULE		OPP. STRENGTH OF SCHEDULE		TEAM RPI	ADJ RPI		CONF. RPI	ADJ CONF. RPI						
DIV. I ONLY			39-13-0		.75	21	9-1-0		7		6		10	.66717	10	1	1						
DIV. I NON-CONF.			25-3-0		.89286	9	1-0-0		33		31		10	.66044	10	1	1						
TOTALS		RPI 1-25		RPI 26-50			W-L RECORDS			RPI 51-100			RPI 101-150			RPI 150+							
39-13-0		10-11-0		10-1-0			OVERALL			9-0-0			4-1-0			6-0-0							
12-5-0		7-5-0		2-0-0			HOME			1-0-0			0-0-0			2-0-0							
14-5-0		2-4-0		5-1-0			AWAY			3-0-0			0-0-0			4-0-0							
13-3-0		1-2-0		3-0-0			NEUTRAL			5-0-0			4-1-0			0-0-0							
25-3-0		1-2-0		5-0-0			NON-CONFERENCE			9-0-0			4-1-0			6-0-0							
5-0-0		0-0-0		2-0-0			HOME			1-0-0			0-0-0			2-0-0							
7-0-0		0-0-0		0-0-			AWAY			3-0-0			0-0-0			4-0-0							
13-3-0		1-2-0		3-0-0			NEUTRAL			5-0-0			4-1-0			0-0-0							
14-10-0		9-9-0		5-1-0			CONFERENCE			0-0-0			0-0-0			0-0-0							
7-5-0		7-5-0		0-0-0			HOME			0-0-0			0-0-0			0-0-0							
7-5-0		2-4-0		5-1-0			AWAY			0-0-0			0-0-0			0-0-0							
0-0-0		0-0-0		0-0-0			NEUTRAL			0-0-0			0-0-0			0-0-0							
RPI	S	Opponent		Score		RPI	S	Opponent		Score		RPI	S	Opponent		Score		RPI	S	Opponent		Score	
2	N	Michigan		0	13	27	A	Ole Miss		5	9	56	N	Col. of Charleston		8	0	117	N	Colorado St.		9	1
3	A	Alabama		1	9	27	A	Ole Miss		2	0	60	A	New Mexico St.		5	1	120	N	Elon		9	2
3	A	Alabama		2	16	27	A	Ole Miss		5	3	60	A	New Mexico St.		9	6	122	N	Stetson		13	1
3	A	Alabama		7	3	37	N	California		6	5	60	A	New Mexico St.		14	3	138	N	Stanford		3	5
9	N	Oregon		7	8	38	A	Mississippi St.		8	5	61	N	Jacksonville St.		8	0	146	N	SFA		5	2
11	H	Tennessee		7	3	38	A	Mississippi St.		3	1	68	N	UAB		12	5	152	A	UTEP		15	4
11	H	Tennessee		5	4	38	A	Mississippi St.		9	2	69	N	San Jose St.		8	3	152	A	UTEP		10	0
11	H	Tennessee		3	7	39	N	Arizona St.		8	0	74	H	UNI		6	0	182	A	Iowa		7	1
13	N	Baylor		10	4	49	N	BYU		16	6	96	N	North Carolina St.		17	2	182	A	Iowa		11	4
16	A	Kentucky		9	2	50	H	Wichita St.		9	2							214	H	Western Ill.		6	0
16	A	Kentucky		2	3	50	H	Wichita St.		11	0							214	H	Western Ill.		6	0
16	A	Kentucky		6	7																		
17	H	Texas A&M		2	1																		
17	H	Texas A&M		7	1																		
17	H	Texas A&M		7	6																		
19	H	Georgia		3	6																		
19	H	Georgia		4	12																		
19	H	Georgia		0	10																		
24	H	South Carolina		5	2																		
24	H	South Carolina		1	3																		
24	H	South Carolina		2	0																		
						LAST 10 GAMES																	
						24	H	South Carolina		2	0	38	A	Mississippi St.		8	5						
						24	H	South Carolina		1	3	17	H	Texas A&M		7	1						
						24	H	South Carolina		5	2	17	H	Texas A&M		2	1						
						38	A	Mississippi St.		9	2	17	H	Texas A&M		7	6						
						38	A	Mississippi St.		3	1	182	A	Iowa		7	1						

Non-Div. I Games:

Missouri



Average RPI Win:		78	WON-LOST RECORD		WINNING PCT. RANK		LAST 10 GAMES		STRENGTH OF SCHEDULE		OPP. STRENGTH OF SCHEDULE		TEAM RPI		ADJ RPI		CONF. RPI		ADJ CONF. RPI					
DIV. I ONLY			40-13-0		.75472		20		7-3-0		9		3		11		.6586		11		1		1	
DIV. I NON-CONF.			24-5-0		.82759		17		3-1-0		28		32		14		.64157		16		1		1	
TOTALS		RPI 1-25		RPI 26-50				W-L RECORDS				RPI 51-100				RPI 101-150				RPI 150+				
40-13-0		9-11-0		8-2-0				OVERALL				10-0-0				8-0-0				5-0-0				
22-1-0		5-1-0		3-0-0				HOME				5-0-0				6-0-0				3-0-0				
7-9-0		3-7-0		2-2-0				AWAY				0-0-0				2-0-0				0-0-0				
11-3-0		1-3-0		3-0-0				NEUTRAL				5-0-0				0-0-0				2-0-0				
24-5-0		1-4-0		3-1-0				NON-CONFERENCE				7-0-0				8-0-0				5-0-0				
11-1-0		0-1-0		0-0-0				HOME				2-0-0				6-0-0				3-0-0				
2-1-0		0-0-0		0-0-				AWAY				0-0-0				2-0-0				0-0-0				
11-3-0		1-3-0		3-0-0				NEUTRAL				5-0-0				0-0-0				2-0-0				
16-8-0		8-7-0		5-1-0				CONFERENCE				3-0-0				0-0-0				0-0-0				
11-0-0		5-0-0		3-0-0				HOME				3-0-0				0-0-0				0-0-0				
5-8-0		3-7-0		2-1-0				AWAY				0-0-0				0-0-0				0-0-0				
0-0-0		0-0-0		0-0-0				NEUTRAL				0-0-0				0-0-0				0-0-0				
RPI	S	Opponent		Score		RPI	S	Opponent		Score		RPI	S	Opponent		Score		RPI	S	Opponent		Score		
1	A	Florida		0	3	27	A	Ole Miss		0	3	63	H	Arkansas		3	1	107	H	Dayton		3	1	
1	A	Florida		2	4	27	A	Ole Miss		7	2	63	H	Arkansas		10	2	112	H	Furman		9	0	
1	A	Florida		0	5	27	A	Ole Miss		11	1	63	H	Arkansas		18	4	113	A	Lipscomb		7	1	
3	A	Alabama		5	6	34	N	Oklahoma St.		14	4	65	N	Fordham		10	2	113	H	Lipscomb		10	2	
4	H	Oklahoma		0	9	38	H	Mississippi St.		6	2	68	H	UAB		10	0	119	H	St. John's (NY)		11	2	
5	N	James Madison		0	9	38	H	Mississippi St.		9	4	69	N	San Jose St.		9	2	119	H	St. John's (NY)		4	0	
8	H	Auburn		10	2	38	H	Mississippi St.		8	5	73	N	DePaul		16	4	124	H	Kennesaw St.		8	0	
8	H	Auburn		12	1	39	A	Arizona St.		4	5	93	N	Marshall		5	1	147	A	North Florida		9	4	
10	A	Missouri		4	5	45	N	Northwestern		8	2	93	N	Marshall		18	0	176	N	Creighton		5	0	
10	A	Missouri		7	3	49	N	BYU		15	3	98	H	Jacksonville		10	0	177	H	Tennessee Tech		8	0	
10	A	Missouri		3	7													206	H	Green Bay		10	1	
17	H	Texas A&M		11	0													206	H	Green Bay		13	1	
17	H	Texas A&M		8	7													225	N	Belmont		16	0	
17	H	Texas A&M		11	8																			
18	N	Fresno St.		3	7																			
19	A	Georgia		5	2																			
19	A	Georgia		4	1																			
19	A	Georgia		2	6																			
20	N	South Fla.		6	4																			
21	N	Arizona		0	1																			
						LAST 10 GAMES																		
						27	A	Ole Miss		11	1	177	H	Tennessee Tech		8	0							
						27	A	Ole Miss		0	3	113	H	Lipscomb		10	2							
						27	A	Ole Miss		7	2	4	H	Oklahoma		0	9							
						8	H	Auburn		12	1	112	H	Furman		9	0							
						8	H	Auburn		10	2	19	A	Georgia		2	6							

Non-Div. I Games:

Tennessee



Average RPI Win:	101	WON-LOST RECORD	WINNING PCT. RANK	LAST 10 GAMES	STRENGTH OF SCHEDULE	OPP. STRENGTH OF SCHEDULE	TEAM RPI	ADJ RPI	CONF. RPI	ADJ CONF. RPI				
DIV. I ONLY		40-7-0	.85106	7	8-2-0	29	35	12	.65611	12	6	7		
DIV. I NON-CONF.		19-5-0	.79167	26	0-1-0	4	10	5	.66533	9	7	7		
<hr/>														
TOTALS	RPI 1-25	RPI 26-50		W-L RECORDS		RPI 51-100		RPI 101-150		RPI 150+				
40-7-0	3-5-0	6-0-0		OVERALL		19-2-0		2-0-0		10-0-0				
21-1-0	2-1-0	6-0-0		HOME		3-0-0		2-0-0		8-0-0				
14-6-0	1-4-0	0-0-0		AWAY		13-2-0		0-0-0		0-0-0				
5-0-0	0-0-0	0-0-0		NEUTRAL		3-0-0		0-0-0		2-0-0				
19-5-0	3-5-0	1-0-0		NON-CONFERENCE		9-0-0		2-0-0		4-0-0				
10-1-0	2-1-0	1-0-0		HOME		3-0-0		2-0-0		2-0-0				
4-4-0	1-4-0	0-0-		AWAY		3-0-0		0-0-0		0-0-0				
5-0-0	0-0-0	0-0-0		NEUTRAL		3-0-0		0-0-0		2-0-0				
21-2-0	0-0-0	5-0-0		CONFERENCE		10-2-0		0-0-0		6-0-0				
11-0-0	0-0-0	5-0-0		HOME		0-0-0		0-0-0		6-0-0				
10-2-0	0-0-0	0-0-0		AWAY		10-2-0		0-0-0		0-0-0				
0-0-0	0-0-0	0-0-0		NEUTRAL		0-0-0		0-0-0		0-0-0				
RPI	S	Opponent	Score		RPI	S	Opponent	Score		RPI	S	Opponent	Score	
1	A	Florida	1	5	33	H	McNeese St.	5	4	53	N	Samford	1	0
1	A	Florida	0	3	43	H	South Ala.	10	6	62	A	Georgia St.	4	1
1	A	Florida	1	14	43	H	South Ala.	3	2	62	A	Georgia St.	12	0
9	H	Oregon	3	6	44	H	Texas St.	3	0	62	A	Georgia St.	6	5
9	H	Oregon	5	4	44	H	Texas St.	5	2	68	N	UAB	15	0
9	H	Oregon	3	2	44	H	Texas St.	7	0	71	A	Troy	8	0
13	A	Baylor	0	2						71	A	Troy	8	1
13	A	Baylor	4	3						71	A	Troy	11	0
										72	H	Texas Tech	6	2
										72	H	Texas Tech	11	5
										78	A	Southern Miss.	6	2
										78	A	Southern Miss.	17	1
										78	A	Southern Miss.	13	0
										80	H	Central Ark.	11	1
										81	A	UT Arlington	1	3
										81	A	UT Arlington	16	0
										81	A	UT Arlington	13	0
										92	N	Louisiana Tech	8	2
										99	A	Ga. Southern	12	1
										99	A	Ga. Southern	5	0
LAST 10 GAMES														

Non-Div. I Games:

La.-Lafayette



RPI	S	Opponent	Score
99	A	Ga. Southern	0 2

99	A	Ga. Southern	12	1
238	H	Appalachian St.	14	0
238	H	Appalachian St.	13	4
238	H	Appalachian St.	14	2
1	A	Florida	0	3

L  
a  
.  
-  
L  
a  
f  
a  
y  
e  
t  
t  
e

L  
a  
.  
-  
L  
a  
f  
a  
y  
e  
t  
t  
e



Average RPI Win:		84	WON-LOST		WINNING		LAST 10		STRENGTH OF		OPP. STRENGTH		TEAM	ADJ		CONF.	ADJ CONF.										
Average RPI Loss:		62	RECORD		PCT. RANK		GAMES		SCHEDULE		OF SCHEDULE		RPI	RPI		RPI	RPI										
DIV. I ONLY			43-12-0		.78182		15		10-0-0		25		27		18		.65604		13		3		3				
DIV. I NON-CONF.			30-8-0		.78947		27		2-0-0		23		33		16		.65203		14		3		3				
TOTALS		RPI 1-25		RPI 26-50				W-L RECORDS				RPI 51-100				RPI 101-150				RPI 150+							
43-12-0		3-5-0		15-3-0				OVERALL				12-1-0				7-0-0				6-3-0							
18-8-0		1-4-0		11-1-0				HOME				3-0-0				0-0-0				3-3-0							
14-2-0		0-0-0		2-1-0				AWAY				4-1-0				7-0-0				1-0-0							
11-2-0		2-1-0		2-1-0				NEUTRAL				5-0-0				0-0-0				2-0-0							
30-8-0		3-2-0		8-2-0				NON-CONFERENCE				9-1-0				4-0-0				6-3-0							
13-5-0		1-1-0		6-1-0				HOME				3-0-0				0-0-0				3-3-0							
6-1-0		0-0-0		0-0-				AWAY				1-1-0				4-0-0				1-0-0							
11-2-0		2-1-0		2-1-0				NEUTRAL				5-0-0				0-0-0				2-0-0							
13-4-0		0-3-0		7-1-0				CONFERENCE				3-0-0				3-0-0				0-0-0							
5-3-0		0-3-0		5-0-0				HOME				0-0-0				0-0-0				0-0-0							
8-1-0		0-0-0		2-1-0				AWAY				3-0-0				3-0-0				0-0-0							
0-0-0		0-0-0		0-0-0				NEUTRAL				0-0-0				0-0-0				0-0-0							
RPI	S	Opponent		Score		RPI	S	Opponent		Score		RPI	S	Opponent		Score		RPI	S	Opponent		Score					
4	H	Oklahoma		0	4	26	H	Texas		6	5	51	N	North Dakota St.		8	5	108	A	Abilene Christian		15	3				
4	H	Oklahoma		0	5	26	H	Texas		3	1	51	N	North Dakota St.		4	2	125	A	Hawaii		3	0				
4	H	Oklahoma		4	7	31	H	UCF		2	0	69	N	San Jose St.		6	1	125	A	Hawaii		3	2				
10	N	Missouri		4	10	31	H	UCF		3	1	72	A	Texas Tech		16	6	145	A	Iowa St.		17	0				
12	H	La.-Lafayette		2	0	31	H	UCF		3	0	72	A	Texas Tech		9	2	145	A	Iowa St.		17	6				
12	H	La.-Lafayette		3	4	33	H	McNeese St.		6	5	72	A	Texas Tech		15	2	145	A	Iowa St.		16	4				
18	N	Fresno St.		5	4	33	H	McNeese St.		5	4	78	N	Southern Miss.		8	0	148	A	UTSA		6	5				
25	N	Oregon St.		3	0	33	H	McNeese St.		1	3	87	A	Houston		5	8	151	H	Liberty		5	0				
						34	A	Oklahoma St.		6	3	87	A	Houston		4	0	154	H	North Texas		5	7				
						34	A	Oklahoma St.		9	0	89	H	Northwestern St.		4	3	154	H	North Texas		2	0				
						34	A	Oklahoma St.		1	3	89	H	Northwestern St.		10	0	154	H	North Texas		6	7				
						37	N	California		5	3	90	N	Nicholls St.		1	0	193	A	Sam Houston St.		13	4				
						38	N	Mississippi St.		4	0	100	H	Lamar		5	4	196	N	Southeastern La.		12	0				
						39	N	Arizona St.		0	2							211	H	Cleveland St.		4	5				
						44	H	Texas St.		3	0							211	H	Cleveland St.		6	3				
						47	H	Kansas		3	0							263	N	Mississippi Val.		11	1				
						47	H	Kansas		3	2																
						47	H	Kansas		2	0																
LAST 10 GAMES																											
						72	A	Texas Tech		16	6	47	H	Kansas		3	2										
						72	A	Texas Tech		15	2	47	H	Kansas		3	0										
						72	A	Texas Tech		9	2	44	H	Texas St.		3	0										
						108	A	Abilene Christian		15	3	34	A	Oklahoma St.		9	0										
						47	H	Kansas		2	0	34	A	Oklahoma St.		6	3										

Non-Div. I Games:

Baylor



Average RPI Win: 78		WON-LOST RECORD		WINNING PCT. RANK		LAST 10 GAMES		STRENGTH OF SCHEDULE		OPP. STRENGTH OF SCHEDULE		TEAM RPI		ADJ RPI		CONF. RPI		ADJ CONF. RPI	
Average RPI Loss: 14																			
DIV. I ONLY		35-13-1		.72449 28		9-1-0		10		5		14		.65589 14		2		2	
DIV. I NON-CONF.		19-8-0		.7037 44		0-0-0		13		4		17		.6388 17		2		2	
TOTALS		RPI 1-25		RPI 26-50		W-L RECORDS		RPI 51-100		RPI 101-150		RPI 150+							
35-13-1		9-11-0		11-2-1		OVERALL		3-0-0		7-0-0		5-0-0							
14-5-0		3-5-0		3-0-0		HOME		2-0-0		4-0-0		2-0-0							
10-3-1		5-3-0		5-0-1		AWAY		0-0-0		0-0-0		0-0-0							
11-5-0		1-3-0		3-2-0		NEUTRAL		1-0-0		3-0-0		3-0-0							
19-8-0		2-6-0		5-2-0		NON-CONFERENCE		3-0-0		4-0-0		5-0-0							
5-2-0		0-2-0		0-0-0		HOME		2-0-0		1-0-0		2-0-0							
3-1-0		1-1-0		2-0-		AWAY		0-0-0		0-0-0		0-0-0							
11-5-0		1-3-0		3-2-0		NEUTRAL		1-0-0		3-0-0		3-0-0							
16-5-1		7-5-0		6-0-1		CONFERENCE		0-0-0		3-0-0		0-0-0							
9-3-0		3-3-0		3-0-0		HOME		0-0-0		3-0-0		0-0-0							
7-2-1		4-2-0		3-0-1		AWAY		0-0-0		0-0-0		0-0-0							
0-0-0		0-0-0		0-0-0		NEUTRAL		0-0-0		0-0-0		0-0-0							
RPI S	Opponent	Score		RPI S	Opponent	Score		RPI S	Opponent	Score		RPI S	Opponent	Score					
1 N	Florida	1	2	28 A	Cal St. Fullerton	5	4	55 H	CSUN	6	0	117 N	Colorado St.	6	5				
2 H	Michigan	6	8	29 N	Notre Dame	6	8	84 H	Syracuse	3	2	117 N	Colorado St.	8	3				
4 N	Oklahoma	7	11	30 A	Utah	15	7	95 N	Cal Poly	9	1	130 H	UC Santa Barbara	3	2				
6 H	Washington	10	8	30 A	Utah	8	0					138 H	Stanford	8	0				
6 H	Washington	0	9	31 N	UCF	2	0					138 H	Stanford	13	9				
6 H	Washington	5	6	36 A	Long Beach St.	3	2					138 H	Stanford	2	1				
7 H	Florida St.	0	3	37 A	California	3	2					145 N	Iowa St.	7	1				
9 A	Oregon	4	1	37 A	California	3	3					179 H	Charleston So.	9	0				
9 A	Oregon	5	6	39 H	Arizona St.	8	6					187 N	Pacific	9	1				
9 A	Oregon	16	6	39 H	Arizona St.	6	5					194 N	Princeton	13	1				
15 N	LSU	5	10	39 H	Arizona St.	9	4					202 H	UC Davis	9	1				
17 A	Texas A&M	1	5	45 N	Northwestern	2	7					252 N	Utah Valley	19	0				
17 A	Texas A&M	7	3	49 N	BYU	9	4												
19 N	Georgia	14	6	50 N	Wichita St.	6	5												
21 A	Arizona	8	7																
21 A	Arizona	8	6																
21 A	Arizona	4	8																
25 H	Oregon St.	2	8																
25 H	Oregon St.	7	5																
25 H	Oregon St.	8	0																
				LAST 10 GAMES															
				30 A	Utah	8	0	21 A	Arizona	8	7								
				30 A	Utah	15	7	21 A	Arizona	4	8								
				39 H	Arizona St.	9	4	21 A	Arizona	8	6								
				39 H	Arizona St.	6	5	25 H	Oregon St.	8	0								
				39 H	Arizona St.	8	6	25 H	Oregon St.	7	5								

Non-Div. I Games:

UCLA



Average RPI Win: 81		WON-LOST RECORD	WINNING PCT. RANK		LAST 10 GAMES	STRENGTH OF SCHEDULE	OPP. STRENGTH OF SCHEDULE	TEAM RPI	ADJ RPI	CONF. RPI	ADJ CONF. RPI			
Average RPI Loss: 26														
DIV. I ONLY		42-14-0	.75	21	9-1-0	17	2	15	.65523	15	1	1		
DIV. I NON-CONF.		29-3-0	.90625	5	3-1-0	46	27	11	.65817	11	1	1		
<hr/>														
TOTALS		RPI 1-25		RPI 26-50		W-L RECORDS		RPI 51-100		RPI 101-150		RPI 150+		
42-14-0		11-12-0		6-1-0		OVERALL		12-0-0		5-0-0		8-1-0		
28-9-0		7-8-0		3-0-0		HOME		8-0-0		4-0-0		6-1-0		
10-4-0		3-3-0		2-1-0		AWAY		4-0-0		0-0-0		1-0-0		
4-1-0		1-1-0		1-0-0		NEUTRAL		0-0-0		1-0-0		1-0-0		
29-3-0		3-2-0		4-0-0		NON-CONFERENCE		9-0-0		5-0-0		8-1-0		
23-2-0		2-1-0		3-0-0		HOME		8-0-0		4-0-0		6-1-0		
2-0-0		0-0-0		0-0-		AWAY		1-0-0		0-0-0		1-0-0		
4-1-0		1-1-0		1-0-0		NEUTRAL		0-0-0		1-0-0		1-0-0		
13-11-0		8-10-0		2-1-0		CONFERENCE		3-0-0		0-0-0		0-0-0		
5-7-0		5-7-0		0-0-0		HOME		0-0-0		0-0-0		0-0-0		
8-4-0		3-3-0		2-1-0		AWAY		3-0-0		0-0-0		0-0-0		
0-0-0		0-0-0		0-0-0		NEUTRAL		0-0-0		0-0-0		0-0-0		
RPI	S	Opponent	Score		RPI	S	Opponent	Score		RPI	S	Opponent	Score	
1	H	Florida	0	3	31	N	UCF	6	5	63	A	Arkansas	9	1
1	H	Florida	2	6	33	H	McNeese St.	5	2	63	A	Arkansas	10	6
1	H	Florida	0	3	38	A	Mississippi St.	2	7	63	A	Arkansas	5	4
3	H	Alabama	3	10	38	A	Mississippi St.	12	1	64	H	Longwood	1	0
3	H	Alabama	6	2	38	A	Mississippi St.	5	2	64	H	Longwood	4	0
3	H	Alabama	8	1	40	H	Ohio St.	9	0	72	H	Texas Tech	3	2
6	H	Washington	5	4	43	H	South Ala.	5	0	72	H	Texas Tech	5	3
6	H	Washington	6	0						78	H	Southern Miss.	5	0
6	H	Washington	4	9						89	H	Northwestern St.	6	1
14	N	UCLA	10	5						90	H	Nicholls St.	2	0
16	H	Kentucky	0	2						92	A	Louisiana Tech	30	8
16	H	Kentucky	0	3						92	H	Louisiana Tech	9	6
16	H	Kentucky	0	1										
17	A	Texas A&M	5	9										
17	A	Texas A&M	6	1										
17	A	Texas A&M	2	6										
19	A	Georgia	5	4										
19	A	Georgia	5	1										
19	A	Georgia	1	3										
21	N	Arizona	0	3										
24	H	South Carolina	2	0										
24	H	South Carolina	8	0										
24	H	South Carolina	7	2										
					LAST 10 GAMES									
					6	H	Washington	5	4	63	A	Arkansas	10	6
					6	H	Washington	6	0	33	H	McNeese St.	5	2
					6	H	Washington	4	9	24	H	South Carolina	2	0
					63	A	Arkansas	9	1	24	H	South Carolina	8	0
					63	A	Arkansas	5	4	24	H	South Carolina	7	2

Non-Div. I Games:

LSU



Average RPI Win: 87		WON-LOST	WINNING	LAST 10	STRENGTH OF		OPP. STRENGTH	TEAM	ADJ	CONF.	ADJ CONF.
Average RPI Loss: 29		RECORD	PCT. RANK	GAMES	SCHEDULE		OF SCHEDULE	RPI	RPI	RPI	RPI
DIV. I ONLY		43-11-0	.7963	12	7-3-0		21	17	13	.65336	16
DIV. I NON-CONF.		26-4-0	.86667	13	2-0-0		71	89	20	.63038	21
TOTALS		RPI 1-25	RPI 26-50		W-L RECORDS		RPI 51-100		RPI 101-150		RPI 150+
43-11-0		10-7-0	9-2-0		OVERALL		10-2-0		4-0-0		10-0-0
11-5-0		2-4-0	5-1-0		HOME		2-0-0		0-0-0		2-0-0
20-3-0		7-2-0	2-0-0		AWAY		6-1-0		1-0-0		4-0-0
12-3-0		1-1-0	2-1-0		NEUTRAL		2-1-0		3-0-0		4-0-0
26-4-0		1-1-0	4-1-0		NON-CONFERENCE		7-2-0		4-0-0		10-0-0
4-0-0		0-0-0	0-0-0		HOME		2-0-0		0-0-0		2-0-0
10-1-0		0-0-0	2-0-		AWAY		3-1-0		1-0-0		4-0-0
12-3-0		1-1-0	2-1-0		NEUTRAL		2-1-0		3-0-0		4-0-0
17-7-0		9-6-0	5-1-0		CONFERENCE		3-0-0		0-0-0		0-0-0
7-5-0		2-4-0	5-1-0		HOME		0-0-0		0-0-0		0-0-0
10-2-0		7-2-0	0-0-0		AWAY		3-0-0		0-0-0		0-0-0
0-0-0		0-0-0	0-0-0		NEUTRAL		0-0-0		0-0-0		0-0-0
RPI S	Opponent	Score	RPI S	Opponent	Score	RPI S	Opponent	Score	RPI S	Opponent	Score
3 A	Alabama	1 7	27 H	Ole Miss	3 1	58 A	San Diego St.	5 1	113 N	Lipscomb	4 0
3 A	Alabama	0 3	27 H	Ole Miss	6 2	63 A	Arkansas	7 1	127 N	Miami (OH)	8 0
3 A	Alabama	3 2	27 H	Ole Miss	1 3	63 A	Arkansas	12 4	128 N	New Mexico	15 6
8 H	Auburn	1 3	29 N	Notre Dame	10 7	63 A	Arkansas	9 0	140 A	Chattanooga	6 2
8 H	Auburn	5 6	30 N	Utah	1 0	66 N	Lehigh	7 1	155 N	Evansville	7 1
8 H	Auburn	0 9	37 N	California	1 5	72 N	Texas Tech	10 0	166 N	Albany (NY)	8 0
9 N	Oregon	8 6	38 H	Mississippi St.	3 2	76 H	Indiana	3 1	173 N	Eastern Ill.	9 1
10 H	Missouri	7 6	38 H	Mississippi St.	4 0	91 A	Ohio	0 1	188 A	Western Ky.	5 0
10 H	Missouri	3 2	38 H	Mississippi St.	1 0	91 A	Ohio	3 1	205 H	Murray St.	6 1
10 H	Missouri	2 9	39 A	Arizona St.	5 3	93 A	Marshall	1 0	207 A	San Diego	5 1
15 A	LSU	2 0	46 A	Louisville	2 1	94 N	Charlotte	3 5	213 A	Winthrop	11 0
15 A	LSU	3 0				97 H	Eastern Ky.	2 1	213 A	Winthrop	8 0
15 A	LSU	1 0							241 N	South Dakota	10 0
24 A	South Carolina	4 0							267 H	Northern Ky.	9 0
24 A	South Carolina	8 2									
24 A	South Carolina	5 1									
25 N	Oregon St.	0 8									
LAST 10 GAMES											
38 H	Mississippi St.	4 0	3 A	Alabama	1 7						
38 H	Mississippi St.	1 0	3 A	Alabama	3 2						
38 H	Mississippi St.	3 2	188 A	Western Ky.	5 0						
46 A	Louisville	2 1	10 H	Missouri	3 2						
3 A	Alabama	0 3	10 H	Missouri	2 9						

Non-Div. I Games:

Kentucky



Average RPI Win:		85	WON-LOST RECORD		WINNING PCT. RANK	LAST 10 GAMES		STRENGTH OF SCHEDULE		OPP. STRENGTH OF SCHEDULE	TEAM RPI	ADJ RPI	CONF. RPI	ADJ CONF. RPI			
DIV. I ONLY			37-17-0		.68519	37	4-6-0	6		4	16	.64703	17	1	1		
DIV. I NON-CONF.			28-2-0		.93333	3	1-0-0	67		35	9	.65634	12	1	1		
TOTALS		RPI 1-25		RPI 26-50		W-L RECORDS		RPI 51-100		RPI 101-150		RPI 150+					
37-17-0		9-16-0		4-0-0		OVERALL		12-1-0		5-0-0		7-0-0					
24-6-0		5-6-0		2-0-0		HOME		10-0-0		2-0-0		5-0-0					
5-11-0		2-10-0		1-0-0		AWAY		1-1-0		0-0-0		1-0-0					
8-0-0		2-0-0		1-0-0		NEUTRAL		1-0-0		3-0-0		1-0-0					
28-2-0		3-1-0		4-0-0		NON-CONFERENCE		9-1-0		5-0-0		7-0-0					
17-1-0		1-1-0		2-0-0		HOME		7-0-0		2-0-0		5-0-0					
3-1-0		0-0-0		1-0-		AWAY		1-1-0		0-0-0		1-0-0					
8-0-0		2-0-0		1-0-0		NEUTRAL		1-0-0		3-0-0		1-0-0					
9-15-0		6-15-0		0-0-0		CONFERENCE		3-0-0		0-0-0		0-0-0					
7-5-0		4-5-0		0-0-0		HOME		3-0-0		0-0-0		0-0-0					
2-10-0		2-10-0		0-0-0		AWAY		0-0-0		0-0-0		0-0-0					
0-0-0		0-0-0		0-0-0		NEUTRAL		0-0-0		0-0-0		0-0-0					
RPI	S	Opponent		Score		RPI	S	Opponent		Score		RPI	S	Opponent		Score	
1	H	Florida		3	7	31	N	UCF		10	4	54	N	Grand Canyon		2	1
1	H	Florida		3	14	44	A	Texas St.		6	3	58	A	San Diego St.		5	10
1	H	Florida		6	4	50	H	Wichita St.		4	3	63	H	Arkansas		9	1
3	H	Alabama		14	1	50	H	Wichita St.		9	1	63	H	Arkansas		11	3
3	H	Alabama		7	8							63	H	Arkansas		9	1
3	H	Alabama		3	8							72	H	Texas Tech		9	5
6	N	Washington		11	6							72	H	Texas Tech		7	6
8	A	Auburn		4	5							72	H	Texas Tech		17	3
8	A	Auburn		13	6							76	H	Indiana		4	0
8	A	Auburn		6	5							76	H	Indiana		4	2
10	A	Missouri		6	7							87	A	Houston		12	0
10	A	Missouri		1	2							99	H	Ga. Southern		3	2
10	A	Missouri		1	7							99	H	Ga. Southern		13	10
11	A	Tennessee		0	11												
11	A	Tennessee		7	8												
11	A	Tennessee		8	11												
14	H	UCLA		3	7												
14	H	UCLA		5	1												
15	H	LSU		1	6												
15	H	LSU		9	5												
15	H	LSU		6	2												
19	A	Georgia		3	6	LAST 10 GAMES											
19	A	Georgia		3	7	8	A	Auburn		4	5	1	H	Florida		3	14
19	A	Georgia		1	9	8	A	Auburn		13	6	44	A	Texas St.		6	3
21	N	Arizona		8	4	8	A	Auburn		6	5	10	A	Missouri		1	7
						1	H	Florida		6	4	10	A	Missouri		1	2
						1	H	Florida		3	7	10	A	Missouri		6	7

Non-Div. I Games:

Texas A&amp;M



Average RPI Win: 111		WON-LOST	WINNING	LAST 10	STRENGTH OF	OPP. STRENGTH	TEAM	ADJ	CONF.	ADJ CONF.					
Average RPI Loss: 38		RECORD	PCT. RANK	GAMES	SCHEDULE	OF SCHEDULE	RPI	RPI	RPI	RPI					
DIV. I ONLY		39-9-1	.80612	10	10-0-0	37	54	19	.64637	18	11	10			
DIV. I NON-CONF.		19-9-1	.67241	52	1-0-0	10	20	22	.63469	18	11	10			
<hr/>															
TOTALS		RPI 1-25	RPI 26-50		W-L RECORDS		RPI 51-100		RPI 101-150		RPI 150+				
39-9-1		1-4-1	7-3-0		OVERALL		10-1-0		9-1-0		12-0-0				
15-1-0		0-1-0	2-0-0		HOME		4-0-0		4-0-0		5-0-0				
12-1-0		0-0-0	0-1-0		AWAY		3-0-0		5-0-0		4-0-0				
12-7-1		1-3-1	5-2-0		NEUTRAL		3-1-0		0-1-0		3-0-0				
19-9-1		1-4-1	7-3-0		NON-CONFERENCE		4-1-0		1-1-0		6-0-0				
6-1-0		0-1-0	2-0-0		HOME		1-0-0		1-0-0		2-0-0				
1-1-0		0-0-0	0-0-		AWAY		0-0-0		0-0-0		1-0-0				
12-7-1		1-3-1	5-2-0		NEUTRAL		3-1-0		0-1-0		3-0-0				
20-0-0		0-0-0	0-0-0		CONFERENCE		6-0-0		8-0-0		6-0-0				
9-0-0		0-0-0	0-0-0		HOME		3-0-0		3-0-0		3-0-0				
11-0-0		0-0-0	0-0-0		AWAY		3-0-0		5-0-0		3-0-0				
0-0-0		0-0-0	0-0-0		NEUTRAL		0-0-0		0-0-0		0-0-0				
RPI	S	Opponent	Score	RPI	S	Opponent	Score	RPI	S	Opponent	Score				
4	N	Oklahoma	2 3	28	A	Cal St. Fullerton	0 5	52	N	Boston College	3 1	104	A	Nevada	10 6
6	H	Washington	3 12	30	N	Utah	2 0	55	N	CSUN	3 1	104	A	Nevada	7 3
9	N	Oregon	0 9	36	N	Long Beach St.	5 4	58	H	San Diego St.	9 2	106	H	UC Riverside	4 3
11	N	Tennessee	7 3	37	N	California	7 0	58	H	San Diego St.	8 5	117	H	Colorado St.	7 2
13	N	Baylor	4 5	40	N	Ohio St.	6 9	58	H	San Diego St.	6 3	117	H	Colorado St.	3 2
25	N	Oregon St.	6 6	45	N	Northwestern	6 4	69	A	San Jose St.	6 4	117	H	Colorado St.	9 6
				45	N	Northwestern	7 1	69	A	San Jose St.	11 5	118	N	Loyola Marymount	3 8
				47	H	Kansas	5 3	69	A	San Jose St.	13 7	128	A	New Mexico	11 5
				47	H	Kansas	3 2	76	N	Indiana	7 0	128	A	New Mexico	11 1
				49	N	BYU	3 6	77	N	Wisconsin	0 4	128	A	New Mexico	6 2
								85	H	Weber St.	2 0	168	H	Utah St.	2 1
												168	H	Utah St.	3 2
												168	H	Utah St.	12 11
												175	H	Sacramento St.	9 0
												175	H	Sacramento St.	10 2
												187	A	Pacific	4 0
												194	N	Princeton	8 7
												207	N	San Diego	13 3
												220	A	Boise St.	17 8
												220	A	Boise St.	18 2
												220	A	Boise St.	14 4
				LAST 10 GAMES								233	N	Seattle	7 4
				104	A	Nevada	7 3	117	H	Colorado St.	7 2				
				104	A	Nevada	10 6	117	H	Colorado St.	3 2				
				69	A	San Jose St.	6 4	117	H	Colorado St.	9 6				
				69	A	San Jose St.	13 7	187	A	Pacific	4 0				
				69	A	San Jose St.	11 5	168	H	Utah St.	2 1				

Non-Div. I Games:

Fresno St.



Average RPI Win:		93	WON-LOST RECORD		WINNING PCT. RANK	LAST 10 GAMES	STRENGTH OF SCHEDULE		OPP. STRENGTH OF SCHEDULE	TEAM RPI	ADJ RPI	CONF. RPI	ADJ CONF. RPI					
DIV. I ONLY			40-16-0		.71429	32	4-6-0		11	15	17	.64174	19	1	1			
DIV. I NON-CONF.			28-4-0		.875	11	1-0-0		111	55	23	.62352	24	1	1			
TOTALS		RPI 1-25		RPI 26-50		W-L RECORDS		RPI 51-100		RPI 101-150		RPI 150+						
40-16-0		11-13-0		4-2-0		OVERALL		8-1-0		8-0-0		9-0-0						
20-7-0		6-5-0		2-2-0		HOME		5-0-0		3-0-0		4-0-0						
7-8-0		5-7-0		0-0-0		AWAY		0-1-0		0-0-0		2-0-0						
13-1-0		0-1-0		2-0-0		NEUTRAL		3-0-0		5-0-0		3-0-0						
28-4-0		1-2-0		2-1-0		NON-CONFERENCE		8-1-0		8-0-0		9-0-0						
13-2-0		1-1-0		0-1-0		HOME		5-0-0		3-0-0		4-0-0						
2-1-0		0-0-0		0-0-		AWAY		0-1-0		0-0-0		2-0-0						
13-1-0		0-1-0		2-0-0		NEUTRAL		3-0-0		5-0-0		3-0-0						
12-12-0		10-11-0		2-1-0		CONFERENCE		0-0-0		0-0-0		0-0-0						
7-5-0		5-4-0		2-1-0		HOME		0-0-0		0-0-0		0-0-0						
5-7-0		5-7-0		0-0-0		AWAY		0-0-0		0-0-0		0-0-0						
0-0-0		0-0-0		0-0-0		NEUTRAL		0-0-0		0-0-0		0-0-0						
RPI	S	Opponent		Score		RPI	S	Opponent		Score		RPI	S	Opponent		Score		
3	A	Alabama		7 9		27	H	Ole Miss		0 1		52	H	Boston College		4 3		
3	A	Alabama		9 5		27	H	Ole Miss		10 3		56	A	Col. of Charleston		1 2		
3	A	Alabama		2 7		27	H	Ole Miss		8 0		61	N	Jacksonville St.		9 0		
8	A	Auburn		1 2		28	N	Cal St. Fullerton		7 6		62	H	Georgia St.		8 0		
8	A	Auburn		2 13		35	H	North Carolina		1 2		68	N	UAB		10 0		
8	A	Auburn		3 4		45	N	Northwestern		5 4		69	N	San Jose St.		7 3		
10	A	Missouri		12 4								88	H	Western Caro.		5 2		
10	A	Missouri		6 3								98	H	Jacksonville		5 0		
10	A	Missouri		10 0								99	H	Ga. Southern		9 0		
11	H	Tennessee		2 5										167		N	Omaha	13 0
11	H	Tennessee		1 4										170		A	Georgia Tech	15 0
11	H	Tennessee		6 2										170		H	Georgia Tech	5 0
14	N	UCLA		6 14										179		A	Charleston So.	8 1
15	H	LSU		1 5										179		N	Charleston So.	9 1
15	H	LSU		4 5										213		H	Winthrop	11 0
15	H	LSU		3 1										213		H	Winthrop	18 3
17	H	Texas A&M		7 3										261		N	Columbia	10 1
17	H	Texas A&M		6 3										266		H	Austin Peay	17 8
17	H	Texas A&M		9 1														
22	H	Minnesota		3 4														
22	H	Minnesota		6 5														
24	A	South Carolina		1 3		LAST 10 GAMES												
24	A	South Carolina		4 5		3	A	Alabama		9 5		27	H	Ole Miss		8 0		
24	A	South Carolina		4 1		3	A	Alabama		7 9		8	A	Auburn		1 2		
						3	A	Alabama		2 7		8	A	Auburn		2 13		
						27	H	Ole Miss		10 3		8	A	Auburn		3 4		
						27	H	Ole Miss		0 1		62	H	Georgia St.		8 0		

Non-Div. I Games:

Georgia



Average RPI Win:		114	WON-LOST RECORD		WINNING PCT. RANK		LAST 10 GAMES		STRENGTH OF SCHEDULE		OPP. STRENGTH OF SCHEDULE		TEAM RPI		ADJ RPI		CONF. RPI		ADJ CONF. RPI					
DIV. I ONLY			43-13-0		.76786		16		7-3-0		45		40		21		.63168		20		7		6	
DIV. I NON-CONF.			28-10-0		.73684		33		0-1-0		21		28		21		.63289		20		6		6	
TOTALS		RPI 1-25		RPI 26-50				W-L RECORDS				RPI 51-100				RPI 101-150				RPI 150+				
43-13-0		0-6-0		10-5-0				OVERALL				11-2-0				11-0-0				11-0-0				
28-9-0		0-3-0		6-4-0				HOME				8-2-0				5-0-0				9-0-0				
9-1-0		0-1-0		3-0-0				AWAY				0-0-0				6-0-0				0-0-0				
6-3-0		0-2-0		1-1-0				NEUTRAL				3-0-0				0-0-0				2-0-0				
28-10-0		0-6-0		6-3-0				NON-CONFERENCE				9-1-0				5-0-0				8-0-0				
22-6-0		0-3-0		5-2-0				HOME				6-1-0				5-0-0				6-0-0				
0-1-0		0-1-0		0-0-				AWAY				0-0-0				0-0-0				0-0-0				
6-3-0		0-2-0		1-1-0				NEUTRAL				3-0-0				0-0-0				2-0-0				
15-3-0		0-0-0		4-2-0				CONFERENCE				2-1-0				6-0-0				3-0-0				
6-3-0		0-0-0		1-2-0				HOME				2-1-0				0-0-0				3-0-0				
9-0-0		0-0-0		3-0-0				AWAY				0-0-0				6-0-0				0-0-0				
0-0-0		0-0-0		0-0-0				NEUTRAL				0-0-0				0-0-0				0-0-0				
RPI	S	Opponent		Score		RPI	S	Opponent		Score		RPI	S	Opponent		Score		RPI	S	Opponent		Score		
1	A	Florida		0	3	30	H	Utah		6	1	56	N	Col. of Charleston		4	1	121	H	Illinois St.		2	1	
1	H	Florida		1	11	30	H	Utah		9	1	57	H	USC Upstate		8	6	129	H	Marist		9	0	
2	H	Michigan		2	11	31	H	UCF		4	1	59	N	Kent St.		4	3	140	H	Chattanooga		9	0	
8	N	Auburn		0	6	31	H	UCF		3	5	60	H	New Mexico St.		5	4	142	A	East Carolina		8	0	
11	N	Tennessee		4	6	31	H	UCF		0	9	65	N	Fordham		11	2	142	A	East Carolina		11	3	
24	H	South Carolina		1	7	34	N	Oklahoma St.		3	12	66	H	Lehigh		13	2	142	A	East Carolina		3	1	
						41	A	Tulsa		2	0	77	H	Wisconsin		10	2	143	A	Memphis		3	0	
						41	A	Tulsa		5	2	77	H	Wisconsin		5	9	143	A	Memphis		7	0	
						41	A	Tulsa		9	6	83	H	Purdue		5	0	143	A	Memphis		8	0	
						42	H	Virginia Tech		3	6	87	H	Houston		2	5	147	H	North Florida		12	1	
						44	H	Texas St.		2	8	87	H	Houston		4	0	149	H	Central Mich.		3	2	
						45	H	Northwestern		3	2	87	H	Houston		6	3	161	H	Maine		9	3	
						47	H	Kansas		6	5	98	H	Jacksonville		9	4	164	H	UNLV		9	1	
						47	H	Kansas		6	0							170	H	Georgia Tech		8	0	
						48	N	Illinois		5	4							171	H	UConn		1	0	
								LAST 10 GAMES										171	H	UConn		1	0	
																		171	H	UConn		9	1	
																		213	N	Winthrop		8	0	
																		228	H	Bethune-Cookman		11	0	
																		228	H	Bethune-Cookman		5	0	
																		241	N	South Dakota		7	0	
																		251	H	Detroit		8	0	



Average RPI Win: 88		WON-LOST RECORD		WINNING PCT. RANK		LAST 10 GAMES		STRENGTH OF SCHEDULE		OPP. STRENGTH OF SCHEDULE		TEAM RPI		ADJ RPI		CONF. RPI		ADJ CONF. RPI	
DIV. I ONLY		34-18-0		.65385 51		4-6-0		13		14		20		.62833 21		2		2	
DIV. I NON-CONF.		23-8-0		.74194 32		0-0-0		17		26		18		.63467 19		2		2	
TOTALS		RPI 1-25		RPI 26-50		W-L RECORDS		RPI 51-100		RPI 101-150		RPI 150+							
34-18-0		6-13-0		7-3-0		OVERALL		10-1-0		5-1-0		6-0-0							
20-7-0		3-5-0		3-2-0		HOME		6-0-0		2-0-0		6-0-0							
7-8-0		1-7-0		2-1-0		AWAY		1-0-0		3-0-0		0-0-0							
7-3-0		2-1-0		2-0-0		NEUTRAL		3-1-0		0-1-0		0-0-0							
23-8-0		2-5-0		3-1-0		NON-CONFERENCE		10-1-0		2-1-0		6-0-0							
15-3-0		0-2-0		1-1-0		HOME		6-0-0		2-0-0		6-0-0							
1-2-0		0-2-0		0-0-		AWAY		1-0-0		0-0-0		0-0-0							
7-3-0		2-1-0		2-0-0		NEUTRAL		3-1-0		0-1-0		0-0-0							
11-10-0		4-8-0		4-2-0		CONFERENCE		0-0-0		3-0-0		0-0-0							
5-4-0		3-3-0		2-1-0		HOME		0-0-0		0-0-0		0-0-0							
6-6-0		1-5-0		2-1-0		AWAY		0-0-0		3-0-0		0-0-0							
0-0-0		0-0-0		0-0-0		NEUTRAL		0-0-0		0-0-0		0-0-0							
RPI	S	Opponent	Score		RPI	S	Opponent	Score		RPI	S	Opponent	Score		RPI	S	Opponent	Score	
3	A	Alabama	3	4	26	N	Texas	3	2	53	N	Samford	3	0	130	H	UC Santa Barbara	11	6
3	A	Alabama	1	9	30	H	Utah	3	7	60	H	New Mexico St.	6	1	135	H	Saint Francis (PA)	6	4
5	H	James Madison	2	4	30	H	Utah	3	1	60	H	New Mexico St.	10	2	138	A	Stanford	6	1
5	H	James Madison	1	6	30	H	Utah	5	4	81	A	UT Arlington	11	0	138	A	Stanford	5	3
6	A	Washington	8	4	31	N	UCF	19	4	83	H	Purdue	11	1	138	A	Stanford	8	0
6	A	Washington	1	5	39	A	Arizona St.	2	3	87	H	Houston	11	2	149	N	Central Mich.	1	4
6	A	Washington	2	6	39	A	Arizona St.	5	4	87	H	Houston	7	4	152	H	UTEP	9	1
9	A	Oregon	0	7	39	A	Arizona St.	2	0	87	H	Houston	4	3	154	H	North Texas	9	1
9	A	Oregon	0	8	49	H	BYU	2	4	93	N	Marshall	7	6	167	H	Omaha	12	2
9	A	Oregon	0	2	49	H	BYU	6	3	93	N	Marshall	6	3	222	H	Southern Utah	10	0
11	N	Tennessee	1	0						95	N	Cal Poly	0	2	222	H	Southern Utah	10	2
14	H	UCLA	6	8											257	H	Mt. St. Mary's	16	5
14	H	UCLA	8	4															
14	H	UCLA	7	8															
15	N	LSU	3	0															
17	N	Texas A&M	4	8															
25	H	Oregon St.	6	0															
25	H	Oregon St.	1	2															
25	H	Oregon St.	10	1															
					LAST 10 GAMES														
					25	H	Oregon St.	10	1	9	A	Oregon	0	2					
					25	H	Oregon St.	1	2	14	H	UCLA	7	8					
					25	H	Oregon St.	6	0	14	H	UCLA	8	4					
					9	A	Oregon	0	8	14	H	UCLA	6	8					
					9	A	Oregon	0	7	138	A	Stanford	8	0					

Non-Div. I Games:

Arizona



Average RPI Win:	98	WON-LOST	WINNING		LAST 10		STRENGTH OF		OPP. STRENGTH		TEAM	ADJ		CONF.	ADJ CONF.		
Average RPI Loss:	62	RECORD	PCT. RANK		GAMES		SCHEDULE		OF SCHEDULE		RPI	RPI		RPI	RPI		
DIV. I ONLY		38-12-0		.76	18	10-0-0		68		21		25	.62226	22	5	5	
DIV. I NON-CONF.		19-9-0		.67857	48	0-0-0		18		5		24	.62737	23	4	4	
TOTALS		RPI 1-25		RPI 26-50		W-L RECORDS		RPI 51-100		RPI 101-150		RPI 150+					
38-12-0		4-4-0		11-4-0		OVERALL		8-2-0		6-0-0		9-2-0					
8-2-0		0-0-0		5-0-0		HOME		0-2-0		0-0-0		3-0-0					
16-5-0		3-3-0		4-2-0		AWAY		3-0-0		3-0-0		3-0-0					
14-5-0		1-1-0		2-2-0		NEUTRAL		5-0-0		3-0-0		3-2-0					
19-9-0		4-4-0		4-3-0		NON-CONFERENCE		5-0-0		3-0-0		3-2-0					
0-0-0		0-0-0		0-0-0		HOME		0-0-0		0-0-0		0-0-0					
5-4-0		3-3-0		2-0-		AWAY		0-0-0		0-0-0		0-0-0					
14-5-0		1-1-0		2-2-0		NEUTRAL		5-0-0		3-0-0		3-2-0					
19-3-0		0-0-0		7-1-0		CONFERENCE		3-2-0		3-0-0		6-0-0					
8-2-0		0-0-0		5-0-0		HOME		0-2-0		0-0-0		3-0-0					
11-1-0		0-0-0		2-1-0		AWAY		3-0-0		3-0-0		3-0-0					
0-0-0		0-0-0		0-0-0		NEUTRAL		0-0-0		0-0-0		0-0-0					
RPI	S	Opponent		Score		RPI	S	Opponent		Score		RPI	S	Opponent		Score	
4	A	Oklahoma		12	10	32	H	Nebraska		6	0	72	N	Texas Tech		7	4
4	N	Oklahoma		1	0	32	H	Nebraska		11	10	77	H	Wisconsin		1	7
6	N	Washington		2	7	36	N	Long Beach St.		2	13	77	H	Wisconsin		3	6
7	A	Florida St.		4	5	39	A	Arizona St.		10	1	83	A	Purdue		4	3
7	A	Florida St.		0	2	41	A	Tulsa		4	6	83	A	Purdue		5	0
19	A	Georgia		4	3	41	N	Tulsa		1	10	83	A	Purdue		4	1
19	A	Georgia		5	6	42	N	Virginia Tech		9	3	87	N	Houston		6	1
23	A	Fla. Atlantic		1	0	42	N	Virginia Tech		8	0	87	N	Houston		5	3
						45	A	Northwestern		2	10	88	N	Western Caro.		7	1
						45	A	Northwestern		8	4	98	N	Jacksonville		20	4
						45	A	Northwestern		16	0						
						47	A	Kansas		4	2						
						48	H	Illinois		13	0						
						48	H	Illinois		6	5						
						48	H	Illinois		6	2						
LAST 10 GAMES																	
						182	A	Iowa		12	0	183	H	Maryland		10	0
						182	A	Iowa		9	2	32	H	Nebraska		11	10
						182	A	Iowa		14	3	32	H	Nebraska		6	0
						183	H	Maryland		9	0	110	A	Rutgers		11	1
						183	H	Maryland		11	1	110	A	Rutgers		8	0

Non-Div. I Games:

Minnesota



Average RPI Win:		130	WON-LOST RECORD		WINNING PCT. RANK		LAST 10 GAMES		STRENGTH OF SCHEDULE		OPP. STRENGTH OF SCHEDULE		TEAM RPI		ADJ RPI		CONF. RPI		ADJ CONF. RPI						
DIV. I ONLY			47-7-0		.87037		4		10-0-0		95		93		22		.61421		23		12		12		
DIV. I NON-CONF.			25-5-0		.83333		15		1-0-0		112		99		29		.60556		33		10		11		
TOTALS		RPI 1-25		RPI 26-50		W-L RECORDS		RPI 51-100		RPI 101-150		RPI 150+													
47-7-0		0-2-0		2-0-0		OVERALL		16-2-0		13-1-0		16-2-0													
29-6-0		0-1-0		1-0-0		HOME		11-2-0		6-1-0		11-2-0													
14-0-0		0-0-0		1-0-0		AWAY		3-0-0		6-0-0		4-0-0													
4-1-0		0-1-0		0-0-0		NEUTRAL		2-0-0		1-0-0		1-0-0													
25-5-0		0-2-0		2-0-0		NON-CONFERENCE		6-0-0		7-1-0		10-2-0													
19-4-0		0-1-0		1-0-0		HOME		4-0-0		6-1-0		8-2-0													
2-0-0		0-0-0		1-0-		AWAY		0-0-0		0-0-0		1-0-0													
4-1-0		0-1-0		0-0-0		NEUTRAL		2-0-0		1-0-0		1-0-0													
22-2-0		0-0-0		0-0-0		CONFERENCE		10-2-0		6-0-0		6-0-0													
10-2-0		0-0-0		0-0-0		HOME		7-2-0		0-0-0		3-0-0													
12-0-0		0-0-0		0-0-0		AWAY		3-0-0		6-0-0		3-0-0													
0-0-0		0-0-0		0-0-0		NEUTRAL		0-0-0		0-0-0		0-0-0													
RPI	S	Opponent		Score		RPI	S	Opponent		Score		RPI	S	Opponent		Score									
9	N	Oregon		5	6	31	A	UCF		2	0	60	N	New Mexico St.		5	3								
22	H	Minnesota		0	1	41	H	Tulsa		1	0	67	H	Hofstra		6	1								
												75	H	Penn St.		4	2								
												78	H	Southern Miss.		3	2								
												78	H	Southern Miss.		3	0								
												78	H	Southern Miss.		2	3								
												82	H	Northern Ill.		8	0								
												82	H	Northern Ill.		6	2								
												83	N	Purdue		6	1								
												92	H	Louisiana Tech		6	0								
												92	H	Louisiana Tech		2	5								
												92	H	Louisiana Tech		2	1								
												93	H	Marshall		8	0								
												93	H	Marshall		9	1								
												93	H	Marshall		5	0								
												94	A	Charlotte		3	1								
												94	A	Charlotte		7	5								
												94	A	Charlotte		6	0								
						LAST 10 GAMES																			
						148 A UTSA						4	0	188 H Western Ky.						8	3				
						148 A UTSA						7	1	94 A Charlotte						6	0				
						148 A UTSA						3	2	94 A Charlotte						3	1				
						188 H Western Ky.						6	0	94 A Charlotte						7	5				
						188 H Western Ky.						16	1	101 H FGCU						4	2				
																		188 H Western Ky.						8	3
																		188 H Western Ky.						6	0
																		188 H Western Ky.						16	1
																		197 H Robert Morris						7	0
																		197 H Robert Morris						1	2
																		204 A Middle Tenn.						7	0
																		204 A Middle Tenn.						9	0

**Non-Div. I Games:**

Fla. Atlantic



RPI	S	Opponent	Score	
204	A	Middle Tenn.	3	1
222	N	Southern Utah	7	2
226	H	Florida A&M	8	0
251	H	Detroit	8	0
251	H	Detroit	10	6

Fla. Atlantic

F  
l  
a  
.  
A  
t  
l  
a  
n  
t  
i  
c

F  
l  
a  
.  
A  
t  
l  
a  
n  
t  
i  
c



Average RPI Win:		105	WON-LOST RECORD		WINNING PCT. RANK		LAST 10 GAMES		STRENGTH OF SCHEDULE		OPP. STRENGTH OF SCHEDULE		TEAM RPI	ADJ RPI		CONF. RPI	ADJ CONF. RPI						
DIV. I ONLY			35-20-0		.63636		63		3-7-0		19		18		24	.61264		24	1	1			
DIV. I NON-CONF.			28-3-0		.90323		6		1-0-0		110		79		19	.62936		22	1	1			
TOTALS		RPI 1-25		RPI 26-50		W-L RECORDS		RPI 51-100		RPI 101-150		RPI 150+											
35-20-0		5-15-0		3-2-0		OVERALL		9-2-0		9-1-0		9-0-0											
23-9-0		3-6-0		2-2-0		HOME		5-1-0		7-0-0		6-0-0											
7-10-0		2-8-0		0-0-0		AWAY		4-1-0		1-1-0		0-0-0											
5-1-0		0-1-0		1-0-0		NEUTRAL		0-0-0		1-0-0		3-0-0											
28-3-0		1-1-0		2-0-0		NON-CONFERENCE		7-1-0		9-1-0		9-0-0											
19-1-0		0-0-0		1-0-0		HOME		5-1-0		7-0-0		6-0-0											
4-1-0		1-0-0		0-0-		AWAY		2-0-0		1-1-0		0-0-0											
5-1-0		0-1-0		1-0-0		NEUTRAL		0-0-0		1-0-0		3-0-0											
7-17-0		4-14-0		1-2-0		CONFERENCE		2-1-0		0-0-0		0-0-0											
4-8-0		3-6-0		1-2-0		HOME		0-0-0		0-0-0		0-0-0											
3-9-0		1-8-0		0-0-0		AWAY		2-1-0		0-0-0		0-0-0											
0-0-0		0-0-0		0-0-0		NEUTRAL		0-0-0		0-0-0		0-0-0											
RPI	S	Opponent		Score		RPI	S	Opponent		Score		RPI	S	Opponent		Score		RPI	S	Opponent		Score	
2	N	Michigan		3	15	27	H	Ole Miss		2	5	57	A	USC Upstate		1	0	103	H	UNCW		7	5
3	H	Alabama		1	5	27	H	Ole Miss		0	2	63	A	Arkansas		14	0	105	H	Michigan St.		8	7
3	H	Alabama		2	1	27	H	Ole Miss		7	5	63	A	Arkansas		5	10	112	H	Furman		4	1
3	H	Alabama		1	3	35	H	North Carolina		9	1	63	A	Arkansas		7	5	116	H	UNCG		11	3
8	A	Auburn		2	5	42	N	Virginia Tech		6	0	64	H	Longwood		2	0	121	N	Illinois St.		3	0
8	A	Auburn		3	4							71	H	Troy		8	0	124	H	Kennesaw St.		7	0
8	A	Auburn		0	10							71	H	Troy		10	7	124	H	Kennesaw St.		10	1
10	A	Missouri		3	1							88	H	Western Caro.		1	0	126	H	Coastal Caro.		3	1
10	A	Missouri		2	5							91	H	Ohio		8	0	130	A	UC Santa Barbara		3	4
10	A	Missouri		0	2							94	A	Charlotte		13	2	130	A	UC Santa Barbara		6	1
15	A	LSU		0	2							99	H	Ga. Southern		4	6	159	H	SIUE		1	0
15	A	LSU		0	8													170	N	Georgia Tech		3	1
15	A	LSU		2	7													171	H	UConn		5	4
16	H	Kentucky		0	4													179	H	Charleston So.		2	1
16	H	Kentucky		1	5													213	H	Winthrop		9	1
16	H	Kentucky		2	8													222	N	Southern Utah		6	5
19	H	Georgia		1	4													222	N	Southern Utah		21	4
19	H	Georgia		5	4													223	H	Buffalo		10	2
19	H	Georgia		3	1													223	H	Buffalo		7	4
20	A	South Fla.		7	1	LAST 10 GAMES																	
10	A	Missouri		0	2	3	H	Alabama		1	3												
10	A	Missouri		3	1	112	H	Furman		4	1												
10	A	Missouri		2	5	15	A	LSU		0	2												
3	H	Alabama		1	5	15	A	LSU		0	8												
3	H	Alabama		2	1	15	A	LSU		2	7												

Non-Div. I Games:

South Carolina



Average RPI Win:		101	WON-LOST RECORD		WINNING PCT. RANK		LAST 10 GAMES		STRENGTH OF SCHEDULE		OPP. STRENGTH OF SCHEDULE		TEAM RPI		ADJ RPI		CONF. RPI		ADJ CONF. RPI					
DIV. I ONLY			28-18-1		.60638		79		4-6-0		20		13		29		.61224		25		2		2	
DIV. I NON-CONF.			21-4-1		.82692		18		1-0-0		30		38		15		.64343		15		2		2	
TOTALS		RPI 1-25		RPI 26-50				W-L RECORDS				RPI 51-100				RPI 101-150				RPI 150+				
28-18-1		5-11-1		4-5-0				OVERALL				7-1-0				5-1-0				7-0-0				
3-7-0		1-5-0		1-2-0				HOME				0-0-0				0-0-0				1-0-0				
6-7-0		2-4-0		0-3-0				AWAY				1-0-0				3-0-0				0-0-0				
19-4-1		2-2-1		3-0-0				NEUTRAL				6-1-0				2-1-0				6-0-0				
21-4-1		2-2-1		3-0-0				NON-CONFERENCE				7-1-0				2-1-0				7-0-0				
1-0-0		0-0-0		0-0-0				HOME				0-0-0				0-0-0				1-0-0				
1-0-0		0-0-0		0-0-				AWAY				1-0-0				0-0-0				0-0-0				
19-4-1		2-2-1		3-0-0				NEUTRAL				6-1-0				2-1-0				6-0-0				
7-14-0		3-9-0		1-5-0				CONFERENCE				0-0-0				3-0-0				0-0-0				
2-7-0		1-5-0		1-2-0				HOME				0-0-0				0-0-0				0-0-0				
5-7-0		2-4-0		0-3-0				AWAY				0-0-0				3-0-0				0-0-0				
0-0-0		0-0-0		0-0-0				NEUTRAL				0-0-0				0-0-0				0-0-0				
RPI	S	Opponent		Score		RPI	S	Opponent		Score		RPI	S	Opponent		Score		RPI	S	Opponent		Score		
2	N	Michigan		3	9	30	A	Utah		6	14	54	N	Grand Canyon		9	4	118	N	Loyola Marymount		0	2	
4	N	Oklahoma		6	4	30	A	Utah		5	9	55	A	CSUN		1	0	125	N	Hawaii		11	1	
6	H	Washington		2	7	30	A	Utah		5	7	55	N	CSUN		6	2	128	N	New Mexico		11	1	
6	H	Washington		3	2	35	N	North Carolina		5	2	60	N	New Mexico St.		10	2	138	A	Stanford		9	1	
6	H	Washington		2	3	37	H	California		0	4	69	N	San Jose St.		14	10	138	A	Stanford		15	1	
9	H	Oregon		1	6	37	H	California		3	4	69	N	San Jose St.		12	2	138	A	Stanford		3	2	
9	H	Oregon		3	4	37	H	California		5	3	77	N	Wisconsin		3	1	186	N	Toledo		7	2	
9	H	Oregon		0	9	45	N	Northwestern		5	3	95	N	Cal Poly		3	7	197	N	Robert Morris		8	1	
13	N	Baylor		0	3	50	N	Wichita St.		4	3							202	N	UC Davis		11	2	
14	A	UCLA		0	8													207	N	San Diego		11	1	
14	A	UCLA		5	7													220	N	Boise St.		5	4	
14	A	UCLA		8	2													228	N	Bethune-Cookman		9	0	
16	N	Kentucky		8	0													249	H	Portland St.		9	1	
18	N	Fresno St.		6	6																			
21	A	Arizona		0	6																			
21	A	Arizona		2	1																			
21	A	Arizona		1	10																			
LAST 10 GAMES																								
21	A	Arizona		1	10	6	H	Washington		2	3													
21	A	Arizona		2	1	14	A	UCLA		0	8													
21	A	Arizona		0	6	14	A	UCLA		5	7													
6	H	Washington		2	7	14	A	UCLA		8	2													
6	H	Washington		3	2	249	H	Portland St.		9	1													

Non-Div. I Games:

Oregon St.



Average RPI Win: 103		WON-LOST RECORD	WINNING PCT. RANK	LAST 10 GAMES	STRENGTH OF SCHEDULE	OPP. STRENGTH OF SCHEDULE	TEAM RPI	ADJ RPI	CONF. RPI	ADJ CONF. RPI				
Average RPI Loss: 47														
DIV. I ONLY		37-14-0	.72549	26	9-1-0	58	28	30	.6111	26	3	3		
DIV. I NON-CONF.		27-7-0	.79412	24	2-0-0	114	43	35	.61081	29	3	3		
<hr/>														
TOTALS		RPI 1-25		RPI 26-50		W-L RECORDS		RPI 51-100		RPI 101-150		RPI 150+		
37-14-0		0-6-0		11-5-0		OVERALL		8-1-0		9-1-0		9-1-0		
24-5-0		0-0-0		11-4-0		HOME		6-1-0		3-0-0		4-0-0		
7-7-0		0-5-0		0-1-0		AWAY		1-0-0		6-1-0		0-0-0		
6-2-0		0-1-0		0-0-0		NEUTRAL		1-0-0		0-0-0		5-1-0		
27-7-0		0-1-0		6-4-0		NON-CONFERENCE		6-0-0		6-1-0		9-1-0		
17-3-0		0-0-0		6-3-0		HOME		4-0-0		3-0-0		4-0-0		
4-2-0		0-0-0		0-0-		AWAY		1-0-0		3-1-0		0-0-0		
6-2-0		0-1-0		0-0-0		NEUTRAL		1-0-0		0-0-0		5-1-0		
10-7-0		0-5-0		5-1-0		CONFERENCE		2-1-0		3-0-0		0-0-0		
7-2-0		0-0-0		5-1-0		HOME		2-1-0		0-0-0		0-0-0		
3-5-0		0-5-0		0-0-0		AWAY		0-0-0		3-0-0		0-0-0		
0-0-0		0-0-0		0-0-0		NEUTRAL		0-0-0		0-0-0		0-0-0		
RPI	S	Opponent		Score	RPI	S	Opponent		Score	RPI	S	Opponent		Score
4	A	Oklahoma		3 5	34	H	Oklahoma St.		8 7	51	H	North Dakota St.		3 2
4	A	Oklahoma		8 9	34	H	Oklahoma St.		5 3	53	N	Samford		10 8
4	A	Oklahoma		3 5	34	H	Oklahoma St.		4 2	63	H	Arkansas		4 1
13	A	Baylor		1 3	35	H	North Carolina		7 6	63	H	Arkansas		6 5
13	A	Baylor		5 6	35	H	North Carolina		6 5	72	H	Texas Tech		2 0
21	N	Arizona		2 3	41	H	Tulsa		0 3	72	H	Texas Tech		8 4
					41	H	Tulsa		0 3	72	H	Texas Tech		2 3
					44	A	Texas St.		5 9	85	H	Weber St.		5 0
					44	H	Texas St.		3 2	87	A	Houston		4 1
					47	H	Kansas		1 9					
					47	H	Kansas		6 0					
					47	H	Kansas		3 1					
					48	H	Illinois		8 1					
					49	H	BYU		1 3					
					49	H	BYU		5 0					
					49	H	BYU		7 0					
					LAST 10 GAMES									
					145	A	Iowa St.		10 0	47	H	Kansas		1 9
					145	A	Iowa St.		14 3	47	H	Kansas		3 1
					145	A	Iowa St.		15 2	243	H	Texas Southern		6 0
					154	H	North Texas		4 2	34	H	Oklahoma St.		8 7
					47	H	Kansas		6 0	34	H	Oklahoma St.		5 3

Non-Div. I Games:

Texas



Average RPI Win: 103		WON-LOST RECORD		WINNING PCT. RANK		LAST 10 GAMES		STRENGTH OF SCHEDULE		OPP. STRENGTH OF SCHEDULE		TEAM RPI		ADJ RPI		CONF. RPI		ADJ CONF. RPI	
DIV. I ONLY		38-19-0		.66667		42		6-4-0		30		19		23		.61082		27	
DIV. I NON-CONF.		27-6-0		.81818		19		2-0-0		109		97		32		.60463		36	
TOTALS		RPI 1-25		RPI 26-50		W-L RECORDS		RPI 51-100		RPI 101-150		RPI 150+							
38-19-0		6-12-0		2-4-0		OVERALL		13-1-0		7-1-0		10-1-0							
21-8-0		2-7-0		0-0-0		HOME		10-0-0		5-0-0		4-1-0							
11-10-0		4-5-0		2-3-0		AWAY		3-1-0		2-1-0		0-0-0							
6-1-0		0-0-0		0-1-0		NEUTRAL		0-0-0		0-0-0		6-0-0							
27-6-0		0-0-0		0-3-0		NON-CONFERENCE		10-1-0		7-1-0		10-1-0							
16-1-0		0-0-0		0-0-0		HOME		7-0-0		5-0-0		4-1-0							
5-4-0		0-0-0		0-0-		AWAY		3-1-0		2-1-0		0-0-0							
6-1-0		0-0-0		0-1-0		NEUTRAL		0-0-0		0-0-0		6-0-0							
11-13-0		6-12-0		2-1-0		CONFERENCE		3-0-0		0-0-0		0-0-0							
5-7-0		2-7-0		0-0-0		HOME		3-0-0		0-0-0		0-0-0							
6-6-0		4-5-0		2-1-0		AWAY		0-0-0		0-0-0		0-0-0							
0-0-0		0-0-0		0-0-0		NEUTRAL		0-0-0		0-0-0		0-0-0							
RPI	S	Opponent		Score		RPI	S	Opponent		Score		RPI	S	Opponent		Score			
1	H	Florida		0 8		33	N	McNeese St.		1 2		53	H	Samford		5 4			
1	H	Florida		1 6		34	A	Oklahoma St.		6 8		63	H	Arkansas		6 5			
1	H	Florida		2 4		34	A	Oklahoma St.		6 9		63	H	Arkansas		7 2			
10	H	Missouri		9 5		38	A	Mississippi St.		4 3		63	H	Arkansas		10 7			
10	H	Missouri		3 5		38	A	Mississippi St.		0 1		68	H	UAB		5 0			
10	H	Missouri		0 2		38	A	Mississippi St.		9 5		71	A	Troy		6 1			
11	H	Tennessee		3 0								74	H	UNI		5 0			
11	H	Tennessee		2 7								74	H	UNI		1 0			
11	H	Tennessee		1 11								75	H	Penn St.		4 3			
16	A	Kentucky		1 3								75	H	Penn St.		7 6			
16	A	Kentucky		3 1								78	A	Southern Miss.		1 2			
16	A	Kentucky		2 6								78	A	Southern Miss.		10 1			
19	A	Georgia		0 8								80	H	Central Ark.		7 0			
19	A	Georgia		1 0								92	A	Louisiana Tech		3 1			
19	A	Georgia		3 10															
24	A	South Carolina		2 0															
24	A	South Carolina		5 2															
24	A	South Carolina		5 7															
LAST 10 GAMES																			
11	H	Tennessee		1 11		19	A	Georgia		1 0									
11	H	Tennessee		3 0		19	A	Georgia		0 8									
11	H	Tennessee		2 7		68	H	UAB		5 0									
92	A	Louisiana Tech		3 1		63	H	Arkansas		6 5									
19	A	Georgia		3 10		63	H	Arkansas		7 2									

Non-Div. I Games:

Ole Miss



Average RPI Win:		128	WON-LOST RECORD		WINNING PCT. RANK	LAST 10 GAMES		STRENGTH OF SCHEDULE		OPP. STRENGTH OF SCHEDULE	TEAM RPI	ADJ RPI	CONF. RPI	ADJ CONF. RPI			
DIV. I ONLY			41-13-0		.75926	19		84		44	32	.61004	28	9	9		
DIV. I NON-CONF.			26-10-0		.72222	36		113		23	44	.5987	38	8	8		
TOTALS		RPI 1-25		RPI 26-50		W-L RECORDS		RPI 51-100		RPI 101-150		RPI 150+					
41-13-0		2-4-0		7-4-0		OVERALL		9-4-0		9-0-0		14-1-0					
23-7-0		2-3-0		4-2-0		HOME		4-2-0		5-0-0		8-0-0					
11-1-0		0-0-0		0-0-0		AWAY		5-1-0		3-0-0		3-0-0					
7-5-0		0-1-0		3-2-0		NEUTRAL		0-1-0		1-0-0		3-1-0					
26-10-0		2-4-0		6-2-0		NON-CONFERENCE		4-3-0		3-0-0		11-1-0					
16-5-0		2-3-0		3-0-0		HOME		4-2-0		2-0-0		5-0-0					
3-0-0		0-0-0		0-0-		AWAY		0-0-0		0-0-0		3-0-0					
7-5-0		0-1-0		3-2-0		NEUTRAL		0-1-0		1-0-0		3-1-0					
15-3-0		0-0-0		1-2-0		CONFERENCE		5-1-0		6-0-0		3-0-0					
7-2-0		0-0-0		1-2-0		HOME		0-0-0		3-0-0		3-0-0					
8-1-0		0-0-0		0-0-0		AWAY		5-1-0		3-0-0		0-0-0					
0-0-0		0-0-0		0-0-0		NEUTRAL		0-0-0		0-0-0		0-0-0					
RPI	S	Opponent		Score		RPI	S	Opponent		Score		RPI	S	Opponent		Score	
3	H	Alabama		1	2	30	N	Utah		2	7	106	H	UC Riverside		12	2
4	H	Oklahoma		7	5	34	N	Oklahoma St.		4	2	106	H	UC Riverside		9	1
7	H	Florida St.		1	10	35	H	North Carolina		6	5	106	H	UC Riverside		2	1
14	H	UCLA		4	5	36	H	Long Beach St.		4	8	125	A	Hawaii		7	1
18	H	Fresno St.		5	0	36	H	Long Beach St.		8	0	125	A	Hawaii		2	0
19	N	Georgia		6	7	36	H	Long Beach St.		1	8	125	A	Hawaii		7	1
						38	N	Mississippi St.		2	0	128	H	New Mexico		2	0
						38	N	Mississippi St.		3	2	145	N	Iowa St.		2	1
						39	H	Arizona St.		3	2	148	H	UTSA		13	1
						45	H	Northwestern		2	0	185	N	Idaho St.		2	3
						49	N	BYU		6	7	194	H	Princeton		5	0
												194	N	Princeton		4	0
												202	H	UC Davis		6	1
												202	H	UC Davis		8	2
												202	H	UC Davis		5	1
												207	H	San Diego		8	2
												217	H	Yale		8	0
												233	N	Seattle		9	0
												233	N	Seattle		3	2
												239	H	Canisius		8	0
												242	A	CSU Bakersfield		8	2
												252	H	Utah Valley		9	2
												270	A	Santa Clara		10	0
												270	A	Santa Clara		5	3
LAST 10 GAMES																	
						55	A	CSUN		2	0	36	H	Long Beach St.		8	0
						55	A	CSUN		6	1	125	A	Hawaii		7	1
						55	A	CSUN		1	3	125	A	Hawaii		2	0
						36	H	Long Beach St.		4	8	125	A	Hawaii		7	1
						36	H	Long Beach St.		1	8	207	H	San Diego		8	2

Non-Div. I Games:

Cal St. Fullerton



Average RPI Win:		124	WON-LOST RECORD		WINNING PCT. RANK	LAST 10 GAMES		STRENGTH OF SCHEDULE		OPP. STRENGTH OF SCHEDULE	TEAM RPI	ADJ RPI	CONF. RPI	ADJ CONF. RPI			
Average RPI Loss:		45															
DIV. I ONLY			39-10-0		.79592	13	6-4-0		92	36	28	.60843	29	4	4		
DIV. I NON-CONF.			26-3-0		.89655	8	2-0-0		145	73	25	.61731	26	5	5		
TOTALS		RPI 1-25		RPI 26-50		W-L RECORDS		RPI 51-100		RPI 101-150		RPI 150+					
39-10-0		2-3-0		8-4-0		OVERALL		8-3-0		9-0-0		12-0-0					
13-3-0		1-1-0		1-1-0		HOME		4-1-0		1-0-0		6-0-0					
11-4-0		0-0-0		4-2-0		AWAY		1-2-0		6-0-0		0-0-0					
15-3-0		1-2-0		3-1-0		NEUTRAL		3-0-0		2-0-0		6-0-0					
26-3-0		1-2-0		3-1-0		NON-CONFERENCE		4-0-0		6-0-0		12-0-0					
8-0-0		0-0-0		0-0-0		HOME		1-0-0		1-0-0		6-0-0					
3-0-0		0-0-0		0-0-		AWAY		0-0-0		3-0-0		0-0-0					
15-3-0		1-2-0		3-1-0		NEUTRAL		3-0-0		2-0-0		6-0-0					
13-7-0		1-1-0		5-3-0		CONFERENCE		4-3-0		3-0-0		0-0-0					
5-3-0		1-1-0		1-1-0		HOME		3-1-0		0-0-0		0-0-0					
8-4-0		0-0-0		4-2-0		AWAY		1-2-0		3-0-0		0-0-0					
0-0-0		0-0-0		0-0-0		NEUTRAL		0-0-0		0-0-0		0-0-0					
RPI	S	Opponent		Score		RPI	S	Opponent		Score		RPI	S	Opponent		Score	
6	N	Washington		4	5	30	N	Utah		2	1	62	N	Georgia St.		10	4
7	H	Florida St.		5	4	31	N	UCF		5	1	73	H	DePaul		8	0
7	H	Florida St.		5	14	35	A	North Carolina		12	2	75	N	Penn St.		6	2
14	N	UCLA		8	6	35	A	North Carolina		6	7	84	A	Syracuse		4	6
16	N	Kentucky		7	10	35	A	North Carolina		4	7	84	A	Syracuse		2	5
						37	N	California		7	8	84	A	Syracuse		6	1
						42	A	Virginia Tech		5	3	86	H	Pittsburgh		13	1
						42	A	Virginia Tech		7	5	95	N	Cal Poly		6	3
						42	A	Virginia Tech		3	0	96	H	North Carolina St.		5	6
						46	H	Louisville		3	8	96	H	North Carolina St.		15	14
						46	H	Louisville		8	7	96	H	North Carolina St.		4	0
						49	N	BYU		4	2						
								LAST 10 GAMES									
						96	H	North Carolina St.		4	0	73	H	DePaul		8	0
						96	H	North Carolina St.		15	14	35	A	North Carolina		6	7
						96	H	North Carolina St.		5	6	35	A	North Carolina		4	7
						46	H	Louisville		8	7	35	A	North Carolina		12	2
						46	H	Louisville		3	8	232	H	Valparaiso		7	3

Non-Div. I Games:

Notre Dame



Average RPI Win:		97	WON-LOST RECORD		WINNING PCT. RANK		LAST 10 GAMES		STRENGTH OF SCHEDULE		OPP. STRENGTH OF SCHEDULE		TEAM RPI		ADJ RPI		CONF. RPI		ADJ CONF. RPI	
DIV. I ONLY			31-17-0		.64583 57		6-4-0		28		11		26		.60836 30		2		2	
DIV. I NON-CONF.			19-9-0		.67857 48		0-0-0		26		21		33		.60487 34		2		2	
TOTALS		RPI 1-25		RPI 26-50		W-L RECORDS		RPI 51-100		RPI 101-150		RPI 150+								
31-17-0		5-12-0		6-5-0		OVERALL		8-0-0		5-0-0		7-0-0								
12-3-0		3-2-0		3-1-0		HOME		1-0-0		3-0-0		2-0-0								
3-9-0		2-6-0		1-3-0		AWAY		0-0-0		0-0-0		0-0-0								
16-5-0		0-4-0		2-1-0		NEUTRAL		7-0-0		2-0-0		5-0-0								
19-9-0		0-6-0		2-3-0		NON-CONFERENCE		8-0-0		2-0-0		7-0-0								
3-1-0		0-0-0		0-1-0		HOME		1-0-0		0-0-0		2-0-0								
0-3-0		0-2-0		0-0-		AWAY		0-0-0		0-0-0		0-0-0								
16-5-0		0-4-0		2-1-0		NEUTRAL		7-0-0		2-0-0		5-0-0								
12-8-0		5-6-0		4-2-0		CONFERENCE		0-0-0		3-0-0		0-0-0								
9-2-0		3-2-0		3-0-0		HOME		0-0-0		3-0-0		0-0-0								
3-6-0		2-4-0		1-2-0		AWAY		0-0-0		0-0-0		0-0-0								
0-0-0		0-0-0		0-0-0		NEUTRAL		0-0-0		0-0-0		0-0-0								
RPI	S	Opponent		Score		RPI	S	Opponent		Score		RPI	S	Opponent		Score				
1	N	Florida		0	1	28	N	Cal St. Fullerton		7	2	52	N	Boston College		3	1			
4	N	Oklahoma		2	6	29	N	Notre Dame		1	2	55	N	CSUN		3	1			
6	A	Washington		6	5	31	A	UCF		3	4	60	N	New Mexico St.		10	4			
6	A	Washington		0	8	36	N	Long Beach St.		10	5	62	N	Georgia St.		9	0			
6	A	Washington		0	6	37	A	California		3	11	69	N	San Jose St.		4	0			
14	H	UCLA		7	15	37	A	California		3	4	83	N	Purdue		3	1			
14	H	UCLA		0	8	37	A	California		5	0	83	N	Purdue		4	2			
16	N	Kentucky		0	1	39	H	Arizona St.		3	1	85	H	Weber St.		4	0			
18	N	Fresno St.		0	2	39	H	Arizona St.		10	2									
20	A	South Fla.		1	9	39	H	Arizona St.		6	5									
20	A	South Fla.		1	6	49	H	BYU		4	5									
21	A	Arizona		7	3															
21	A	Arizona		4	5															
21	A	Arizona		1	3															
25	H	Oregon St.		14	6															
25	H	Oregon St.		9	5															
25	H	Oregon St.		7	5															
LAST 10 GAMES																				
14 H UCLA						0	8	138 H Stanford						9	0					
14 H UCLA						7	15	138 H Stanford						13	0					
6 A Washington						6	5	138 H Stanford						8	6					
6 A Washington						0	8	39 H Arizona St.						6	5					
6 A Washington						0	6	39 H Arizona St.						3	1					

Non-Div. I Games:

Utah



UCF

Average RPI Win:		115	WON-LOST RECORD		WINNING PCT. RANK		LAST 10 GAMES		STRENGTH OF SCHEDULE		OPP. STRENGTH OF SCHEDULE		TEAM RPI		ADJ RPI		CONF. RPI		ADJ CONF. RPI			
DIV. I ONLY			35-19-0		.64815 54		6-4-0		23		33		27		.60756 31		7		6			
DIV. I NON-CONF.			23-15-0		.60526 81		0-1-0		12		14		31		.60484 35		6		6			
TOTALS		RPI 1-25		RPI 26-50		W-L RECORDS		RPI 51-100		RPI 101-150		RPI 150+										
35-19-0		3-14-0		4-1-0		OVERALL		8-2-0		10-2-0		10-0-0										
26-7-0		1-4-0		4-0-0		HOME		4-1-0		9-2-0		8-0-0										
6-6-0		2-5-0		0-0-0		AWAY		2-1-0		1-0-0		1-0-0										
3-6-0		0-5-0		0-1-0		NEUTRAL		2-0-0		0-0-0		1-0-0										
23-15-0		1-13-0		1-1-0		NON-CONFERENCE		6-1-0		6-0-0		9-0-0										
19-5-0		1-4-0		1-0-0		HOME		4-1-0		5-0-0		8-0-0										
1-4-0		0-4-0		0-0-		AWAY		0-0-0		1-0-0		0-0-0										
3-6-0		0-5-0		0-1-0		NEUTRAL		2-0-0		0-0-0		1-0-0										
12-4-0		2-1-0		3-0-0		CONFERENCE		2-1-0		4-2-0		1-0-0										
7-2-0		0-0-0		3-0-0		HOME		0-0-0		4-2-0		0-0-0										
5-2-0		2-1-0		0-0-0		AWAY		2-1-0		0-0-0		1-0-0										
0-0-0		0-0-0		0-0-0		NEUTRAL		0-0-0		0-0-0		0-0-0										
RPI	S	Opponent		Score		RPI	S	Opponent		Score		RPI	S	Opponent		Score						
1	H	Florida		1	3	29	N	Notre Dame		1	5	59	H	Kent St.		4	2	101	H	FGCU	5	3
3	H	Alabama		8	1	30	H	Utah		4	3	60	H	New Mexico St.		3	0	101	H	FGCU	8	0
5	H	James Madison		0	1	41	H	Tulsa		4	1	60	H	New Mexico St.		2	1	110	H	Rutgers	4	1
6	N	Washington		7	9	41	H	Tulsa		3	1	65	H	Fordham		4	0	121	H	Illinois St.	1	0
7	A	Florida St.		1	7	41	H	Tulsa		4	1	83	H	Purdue		2	3	132	H	LIU Brooklyn	3	1
8	H	Auburn		0	2							84	N	Syracuse		4	0	142	H	East Carolina	8	0
13	A	Baylor		0	3							87	A	Houston		8	3	142	H	East Carolina	5	0
13	A	Baylor		0	2							87	A	Houston		8	0	142	H	East Carolina	1	2
13	A	Baylor		1	3							87	A	Houston		0	7	143	H	Memphis	8	1
14	N	UCLA		0	2							94	N	Charlotte		4	1	143	H	Memphis	4	5
15	N	LSU		5	6													143	H	Memphis	4	2
17	N	Texas A&M		4	10													147	A	North Florida	7	2
20	A	South Fla.		1	4													151	H	Liberty	7	2
20	A	South Fla.		5	3													170	H	Georgia Tech	1	0
20	A	South Fla.		9	0													171	A	UConn	1	0
21	N	Arizona		4	19													174	H	Ball St.	8	0
23	H	Fla. Atlantic		0	2													174	H	Ball St.	5	2
								LAST 10 GAMES										200	H	Indiana St.	10	2
																		204	H	Middle Tenn.	2	0
																		217	N	Yale	8	2
																		236	H	La Salle	9	0
																		241	H	South Dakota	8	0

Non-Div. I Games:

UCF



Average RPI Win:		104	WON-LOST RECORD		WINNING PCT. RANK		LAST 10 GAMES		STRENGTH OF SCHEDULE		OPP. STRENGTH OF SCHEDULE		TEAM RPI		ADJ RPI		CONF. RPI		ADJ CONF. RPI	
DIV. I ONLY		32-18-0		.64 60		6-4-0		36		30		33		.60358 32		5		5		
DIV. I NON-CONF.		18-9-0		.66667 53		0-0-0		16		24		27		.61662 27		4		4		
TOTALS		RPI 1-25		RPI 26-50		W-L RECORDS		RPI 51-100		RPI 101-150		RPI 150+								
32-18-0		3-8-0		9-4-0		OVERALL		8-4-0		1-1-0		11-1-0								
11-5-0		1-2-0		2-1-0		HOME		4-2-0		0-0-0		4-0-0								
9-7-0		0-2-0		4-3-0		AWAY		2-1-0		1-0-0		2-1-0								
12-6-0		2-4-0		3-0-0		NEUTRAL		2-1-0		0-1-0		5-0-0								
18-9-0		2-4-0		4-2-0		NON-CONFERENCE		4-2-0		1-1-0		7-0-0								
4-1-0		0-0-0		2-1-0		HOME		0-0-0		0-0-0		2-0-0								
3-2-0		0-0-0		0-0-		AWAY		2-1-0		1-0-0		0-0-0								
11-6-0		2-4-0		2-0-0		NEUTRAL		2-1-0		0-1-0		5-0-0								
14-9-0		1-4-0		5-2-0		CONFERENCE		4-2-0		0-0-0		4-1-0								
7-4-0		1-2-0		0-0-0		HOME		4-2-0		0-0-0		2-0-0								
6-5-0		0-2-0		4-2-0		AWAY		0-0-0		0-0-0		2-1-0								
1-0-0		0-0-0		1-0-0		NEUTRAL		0-0-0		0-0-0		0-0-0								
RPI	S	Opponent		Score		RPI	S	Opponent		Score		RPI	S	Opponent		Score				
1	N	Florida		0	8	39	A	Arizona St.		0	6	58	N	San Diego St.		3	1			
2	H	Michigan		6	8	40	N	Ohio St.		5	4	63	N	Arkansas		10	11			
2	H	Michigan		1	4	45	A	Northwestern		8	1	73	N	DePaul		7	5			
2	H	Michigan		1	0	45	A	Northwestern		4	3	74	A	UNI		7	4			
4	N	Oklahoma		2	4	45	A	Northwestern		11	9	77	H	Wisconsin		13	8			
5	N	James Madison		8	4	46	N	Louisville		3	0	77	H	Wisconsin		6	5			
5	N	James Madison		0	7	46	N	Louisville		4	3	77	H	Wisconsin		4	6			
6	N	Washington		5	6	48	A	Illinois		10	2	83	H	Purdue		4	3			
9	N	Oregon		6	5	48	A	Illinois		2	10	83	H	Purdue		3	4			
22	A	Minnesota		10	11	48	A	Illinois		3	8	83	H	Purdue		8	0			
22	A	Minnesota		0	6	50	H	Wichita St.		1	2	96	A	North Carolina St.		6	1			
						50	H	Wichita St.		6	4	96	A	North Carolina St.		6	11			
						50	H	Wichita St.		10	5									
								LAST 10 GAMES												
						77	H	Wisconsin		6	5	83	H	Purdue		3	4			
						77	H	Wisconsin		4	6	22	A	Minnesota		10	11			
						77	H	Wisconsin		13	8	22	A	Minnesota		0	6			
						83	H	Purdue		4	3	45	A	Northwestern		11	9			
						83	H	Purdue		8	0	45	A	Northwestern		8	1			

Non-Div. I Games:

Nebraska



Average RPI Win:		134	WON-LOST RECORD		WINNING PCT. RANK		LAST 10 GAMES		STRENGTH OF SCHEDULE		OPP. STRENGTH OF SCHEDULE		TEAM RPI		ADJ RPI		CONF. RPI		ADJ CONF. RPI				
DIV. I ONLY			39-12-0		.76471		17		8-2-0		69		72		31		.60192		33				
DIV. I NON-CONF.			15-8-0		.65217		60		1-1-0		51		8		41		.58905		42				
TOTALS		RPI 1-25		RPI 26-50				W-L RECORDS				RPI 51-100				RPI 101-150				RPI 150+			
39-12-0		1-4-0		3-1-0				OVERALL				14-6-0				4-1-0				17-0-0			
14-2-0		0-0-0		0-0-0				HOME				6-1-0				2-1-0				6-0-0			
15-9-0		1-4-0		1-0-0				AWAY				6-5-0				0-0-0				7-0-0			
10-1-0		0-0-0		2-1-0				NEUTRAL				2-0-0				2-0-0				4-0-0			
15-8-0		1-4-0		3-1-0				NON-CONFERENCE				5-3-0				1-0-0				5-0-0			
1-0-0		0-0-0		0-0-0				HOME				1-0-0				0-0-0				0-0-0			
5-7-0		1-4-0		1-0-				AWAY				2-3-0				0-0-0				1-0-0			
9-1-0		0-0-0		2-1-0				NEUTRAL				2-0-0				1-0-0				4-0-0			
24-4-0		0-0-0		0-0-0				CONFERENCE				9-3-0				3-1-0				12-0-0			
13-2-0		0-0-0		0-0-0				HOME				5-1-0				2-1-0				6-0-0			
10-2-0		0-0-0		0-0-0				AWAY				4-2-0				0-0-0				6-0-0			
1-0-0		0-0-0		0-0-0				NEUTRAL				0-0-0				1-0-0				0-0-0			
RPI	S	Opponent		Score		RPI	S	Opponent		Score		RPI	S	Opponent		Score		RPI	S	Opponent		Score	
12	A	La.-Lafayette		4	5	27	N	Ole Miss		2	1	71	A	Troy		3	2	108	H	Abilene Christian		2	4
13	A	Baylor		3	1	38	N	Mississippi St.		8	4	72	A	Texas Tech		1	4	108	H	Abilene Christian		4	3
13	A	Baylor		4	5	38	N	Mississippi St.		0	3	72	A	Texas Tech		6	11	108	H	Abilene Christian		5	1
13	A	Baylor		5	6	43	A	South Ala.		2	1	78	A	Southern Miss.		6	0	146	N	SFA		8	1
15	A	LSU		2	5							78	N	Southern Miss.		7	4	148	N	UTSA		11	6
												80	H	Central Ark.		10	2	162	A	La.-Monroe		4	0
												80	H	Central Ark.		7	1	173	N	Eastern Ill.		11	1
												80	H	Central Ark.		4	1	173	N	Eastern Ill.		4	3
												87	A	Houston		1	4	177	N	Tennessee Tech		9	1
												87	H	Houston		4	0	193	A	Sam Houston St.		10	1
												89	A	Northwestern St.		14	2	193	A	Sam Houston St.		11	1
												89	A	Northwestern St.		8	9	193	A	Sam Houston St.		12	4
												89	A	Northwestern St.		11	3	196	H	Southeastern La.		10	3
												90	H	Nicholls St.		2	0	196	H	Southeastern La.		9	1
												90	H	Nicholls St.		1	3	196	H	Southeastern La.		3	1
												90	H	Nicholls St.		2	0	210	A	Houston Baptist		8	0
												91	N	Ohio		8	4	210	A	Houston Baptist		11	0
												100	A	Lamar		8	0	210	A	Houston Baptist		9	1
												100	A	Lamar		7	8	212	H	A&M-Corpus Christi		12	1
												100	A	Lamar		5	1	212	H	A&M-Corpus Christi		8	0
																		212	H	A&M-Corpus Christi		7	0
																		278	N	Jackson St.		8	0
LAST 10 GAMES																							
						80	H	Central Ark.		7	1	100	A	Lamar		7	8						
						80	H	Central Ark.		10	2	100	A	Lamar		5	1						
						80	H	Central Ark.		4	1	15	A	LSU		2	5						
						87	H	Houston		4	0	196	H	Southeastern La.		9	1						
						100	A	Lamar		8	0	196	H	Southeastern La.		10	3						

Non-Div. I Games:

McNeese St.



Average RPI Win: 92		WON-LOST RECORD		WINNING PCT. RANK		LAST 10 GAMES		STRENGTH OF SCHEDULE		OPP. STRENGTH OF SCHEDULE		TEAM RPI		ADJ RPI		CONF. RPI		ADJ CONF. RPI				
DIV. I ONLY		27-22-0		.55102 113		5-5-0		15		24		36		.60169 34		3		3				
DIV. I NON-CONF.		21-13-0		.61765 74		3-0-0		9		19		28		.61931 25		3		3				
TOTALS		RPI 1-25		RPI 26-50		W-L RECORDS		RPI 51-100		RPI 101-150		RPI 150+										
27-22-0		3-8-0		6-7-0		OVERALL		7-6-0		7-1-0		4-0-0										
11-3-0		1-2-0		3-0-0		HOME		1-0-0		5-1-0		1-0-0										
11-10-0		0-0-0		3-6-0		AWAY		4-4-0		1-0-0		3-0-0										
5-9-0		2-6-0		0-1-0		NEUTRAL		2-2-0		1-0-0		0-0-0										
21-13-0		2-5-0		4-4-0		NON-CONFERENCE		7-3-0		4-1-0		4-0-0										
7-1-0		0-0-0		3-0-0		HOME		1-0-0		2-1-0		1-0-0										
9-4-0		0-0-0		1-0-		AWAY		4-1-0		1-0-0		3-0-0										
5-8-0		2-5-0		0-1-0		NEUTRAL		2-2-0		1-0-0		0-0-0										
6-9-0		1-3-0		2-3-0		CONFERENCE		0-3-0		3-0-0		0-0-0										
4-2-0		1-2-0		0-0-0		HOME		0-0-0		3-0-0		0-0-0										
2-6-0		0-0-0		2-3-0		AWAY		0-3-0		0-0-0		0-0-0										
0-1-0		0-1-0		0-0-0		NEUTRAL		0-0-0		0-0-0		0-0-0										
RPI	S	Opponent		Score		RPI	S	Opponent		Score		RPI	S	Opponent		Score						
2	N	Michigan		2	11	26	A	Texas		7	8	58	N	San Diego St.		12	14	108	N	Abilene Christian	9	7
4	N	Oklahoma		2	10	26	A	Texas		3	5	63	A	Arkansas		10	7	127	A	Miami (OH)	6	5
5	N	James Madison		1	4	26	A	Texas		2	4	63	H	Arkansas		4	1	127	H	Miami (OH)	7	2
6	N	Washington		8	4	27	H	Ole Miss		9	6	72	A	Texas Tech		7	8	136	H	Dartmouth	2	5
8	N	Auburn		1	6	27	H	Ole Miss		8	6	72	A	Texas Tech		7	9	136	H	Dartmouth	8	0
9	N	Oregon		0	7	28	N	Cal St. Fullerton		2	4	72	A	Texas Tech		18	19	145	H	Iowa St.	12	10
11	N	Tennessee		4	14	41	A	Tulsa		0	9	73	N	DePaul		7	2	145	H	Iowa St.	10	2
13	H	Baylor		0	9	44	A	Texas St.		0	4	73	N	DePaul		3	0	145	H	Iowa St.	10	2
13	H	Baylor		3	1	44	A	Texas St.		1	3	80	A	Central Ark.		17	0	164	A	UNLV	4	1
13	H	Baylor		3	6	47	A	Kansas		10	4	87	A	Houston		7	3	164	A	UNLV	11	6
20	N	South Fla.		12	3	47	A	Kansas		11	9	87	A	Houston		12	3	192	H	Missouri St.	4	0
						50	A	Wichita St.		8	2	87	A	Houston		9	10	211	A	Cleveland St.	9	4
						50	H	Wichita St.		4	3	89	N	Northwestern St.		3	9					
LAST 10 GAMES																						
						47	A	Kansas		11	9	26	A	Texas		7	8					
						47	A	Kansas		10	4	26	A	Texas		3	5					
						164	A	UNLV		11	6	26	A	Texas		2	4					
						164	A	UNLV		4	1	13	H	Baylor		0	9					
						63	H	Arkansas		4	1	13	H	Baylor		3	6					

Non-Div. I Games:

Oklahoma St.



Average RPI Win:	102	WON-LOST RECORD	WINNING PCT. RANK	LAST 10 GAMES	STRENGTH OF SCHEDULE	OPP. STRENGTH OF SCHEDULE	TEAM RPI	ADJ RPI	CONF. RPI	ADJ CONF. RPI		
DIV. I ONLY		30-22-0	.57692	95	7-3-0	18	49	37	.59359	35	4	4
DIV. I NON-CONF.		17-10-0	.62963	70	1-0-0	15	50	36	.60581	32	5	5
<hr/>												
TOTALS	RPI 1-25	RPI 26-50		W-L RECORDS		RPI 51-100		RPI 101-150		RPI 150+		
30-22-0	1-6-0	7-8-0		OVERALL		10-6-0		5-2-0		7-0-0		
15-9-0	0-3-0	6-4-0		HOME		3-2-0		2-0-0		4-0-0		
12-9-0	1-1-0	0-3-0		AWAY		5-3-0		3-2-0		3-0-0		
3-4-0	0-2-0	1-1-0		NEUTRAL		2-1-0		0-0-0		0-0-0		
17-10-0	1-3-0	3-6-0		NON-CONFERENCE		5-1-0		4-0-0		4-0-0		
9-2-0	0-0-0	2-2-0		HOME		1-0-0		2-0-0		4-0-0		
5-4-0	1-1-0	0-0-		AWAY		2-0-0		2-0-0		0-0-0		
3-4-0	0-2-0	1-1-0		NEUTRAL		2-1-0		0-0-0		0-0-0		
13-12-0	0-3-0	4-2-0		CONFERENCE		5-5-0		1-2-0		3-0-0		
6-7-0	0-3-0	4-2-0		HOME		2-2-0		0-0-0		0-0-0		
7-5-0	0-0-0	0-0-0		AWAY		3-3-0		1-2-0		3-0-0		
0-0-0	0-0-0	0-0-0		NEUTRAL		0-0-0		0-0-0		0-0-0		
RPI S	Opponent	Score	RPI S	Opponent	Score	RPI S	Opponent	Score	RPI S	Opponent	Score	
2 N	Michigan	6 11	26 A	Texas	5 6	51 N	North Dakota St.	9 0	116 H	UNCG	5 2	
7 H	Florida St.	6 15	26 A	Texas	6 7	51 N	North Dakota St.	2 5	120 A	Elon	12 6	
7 H	Florida St.	5 12	28 A	Cal St. Fullerton	5 6	52 A	Boston College	2 5	126 A	Coastal Caro.	6 3	
7 H	Florida St.	6 9	29 H	Notre Dame	7 4	52 A	Boston College	6 2	137 H	Butler	2 1	
19 A	Georgia	2 1	29 H	Notre Dame	7 6	52 A	Boston College	4 3	141 A	Virginia	10 8	
24 A	South Carolina	1 9	29 H	Notre Dame	2 12	57 H	USC Upstate	4 2	141 A	Virginia	2 3	
25 N	Oregon St.	2 5	36 N	Long Beach St.	7 5	63 N	Arkansas	5 0	141 A	Virginia	1 7	
			37 N	California	0 8	64 A	Longwood	5 3	170 A	Georgia Tech	7 0	
			45 H	Northwestern	8 11	84 H	Syracuse	2 8	170 A	Georgia Tech	7 1	
			45 H	Northwestern	5 2	84 H	Syracuse	3 1	170 A	Georgia Tech	8 3	
			46 H	Louisville	6 5	84 H	Syracuse	2 1	218 H	Campbell	9 6	
			46 H	Louisville	5 9	86 A	Pittsburgh	3 7	221 H	Fairfield	6 4	
			46 H	Louisville	8 6	86 A	Pittsburgh	13 3	246 H	IUPUI	10 0	
			48 H	Illinois	1 4	86 A	Pittsburgh	3 11	250 H	Georgetown	8 0	
			48 H	Illinois	9 2	94 A	Charlotte	8 5				
						96 H	North Carolina St.	2 7				
LAST 10 GAMES												
			170 A	Georgia Tech	8 3	29 H	Notre Dame	7 4				
			170 A	Georgia Tech	7 1	29 H	Notre Dame	2 12				
			170 A	Georgia Tech	7 0	141 A	Virginia	2 3				
			218 H	Campbell	9 6	141 A	Virginia	1 7				
			29 H	Notre Dame	7 6	141 A	Virginia	10 8				

Non-Div. I Games:

North Carolina



Average RPI Win:		105	WON-LOST RECORD		WINNING PCT. RANK	LAST 10 GAMES		STRENGTH OF SCHEDULE		OPP. STRENGTH OF SCHEDULE	TEAM RPI	ADJ RPI	CONF. RPI	ADJ CONF. RPI							
Average RPI Loss:		61																			
DIV. I ONLY			30-19-0		.61224	73		38		47	40	.59284	36	9							
DIV. I NON-CONF.			20-11-0		.64516	64		19		17	34	.60986	30	8							
TOTALS		RPI 1-25		RPI 26-50		W-L RECORDS		RPI 51-100		RPI 101-150		RPI 150+									
30-19-0		1-5-0		7-5-0		OVERALL		6-6-0		10-2-0		6-1-0									
6-5-0		0-1-0		1-0-0		HOME		0-3-0		3-1-0		2-0-0									
11-4-0		0-0-0		2-1-0		AWAY		2-1-0		5-1-0		2-1-0									
13-10-0		1-4-0		4-4-0		NEUTRAL		4-2-0		2-0-0		2-0-0									
20-11-0		1-5-0		5-4-0		NON-CONFERENCE		4-2-0		6-0-0		4-0-0									
4-1-0		0-1-0		1-0-0		HOME		0-0-0		1-0-0		2-0-0									
3-0-0		0-0-0		0-0-		AWAY		0-0-0		3-0-0		0-0-0									
13-10-0		1-4-0		4-4-0		NEUTRAL		4-2-0		2-0-0		2-0-0									
10-8-0		0-0-0		2-1-0		CONFERENCE		2-4-0		4-2-0		2-1-0									
2-4-0		0-0-0		0-0-0		HOME		0-3-0		2-1-0		0-0-0									
8-4-0		0-0-0		2-1-0		AWAY		2-1-0		2-1-0		2-1-0									
0-0-0		0-0-0		0-0-0		NEUTRAL		0-0-0		0-0-0		0-0-0									
RPI	S	Opponent		Score		RPI	S	Opponent		Score		RPI	S	Opponent		Score					
2	N	Michigan		4	10	28	A	Cal St. Fullerton		8	1	51	N	North Dakota St.		2	1				
2	N	Michigan		0	11	28	A	Cal St. Fullerton		0	8	51	N	North Dakota St.		8	1				
4	N	Oklahoma		0	7	28	A	Cal St. Fullerton		8	4	55	A	CSUN		2	0				
14	H	UCLA		2	3	30	N	Utah		5	10	55	A	CSUN		3	2				
18	N	Fresno St.		4	5	35	N	North Carolina		5	7	55	A	CSUN		1	2				
22	N	Minnesota		13	2	37	N	California		2	7	69	N	San Jose St.		2	1				
						38	H	Mississippi St.		5	1	72	N	Texas Tech		2	4				
						39	N	Arizona St.		10	8	84	N	Syracuse		0	1				
						40	N	Ohio St.		5	3	85	N	Weber St.		8	4				
						45	N	Northwestern		3	2	95	H	Cal Poly		1	4				
						48	N	Illinois		4	5	95	H	Cal Poly		0	1				
						49	N	BYU		6	0	95	H	Cal Poly		0	1				
LAST 10 GAMES																					
106 H UC Riverside						4	3	28 A Cal St. Fullerton						0	8						
106 H UC Riverside						2	10	130 A UC Santa Barbara						9	0						
106 H UC Riverside						3	2	130 A UC Santa Barbara						2	3						
28 A Cal St. Fullerton						8	4	130 A UC Santa Barbara						14	6						
28 A Cal St. Fullerton						8	1	95 H Cal Poly						0	1						

Non-Div. I Games:

Long Beach St.



Average RPI Win:		107	WON-LOST RECORD		WINNING PCT. RANK		LAST 10 GAMES		STRENGTH OF SCHEDULE		OPP. STRENGTH OF SCHEDULE		TEAM RPI		ADJ RPI		CONF. RPI		ADJ CONF. RPI				
DIV. I ONLY			30-20-1		.59804 87		8-2-0		32		23		34		.59187 37		2		2				
DIV. I NON-CONF.			20-11-0		.64516 64		4-0-0		53		47		46		.5799 44		2		2				
TOTALS		RPI 1-25		RPI 26-50		W-L RECORDS		RPI 51-100		RPI 101-150		RPI 150+											
30-20-1		5-10-1		6-3-0		OVERALL		3-7-0		7-0-0		9-0-0											
8-6-1		1-3-1		3-3-0		HOME		0-0-0		0-0-0		4-0-0											
13-5-0		3-3-0		0-0-0		AWAY		1-2-0		5-0-0		4-0-0											
9-9-0		1-4-0		3-0-0		NEUTRAL		2-5-0		2-0-0		1-0-0											
20-11-0		1-4-0		3-0-0		NON-CONFERENCE		3-7-0		4-0-0		9-0-0											
4-0-0		0-0-0		0-0-0		HOME		0-0-0		0-0-0		4-0-0											
7-2-0		0-0-0		0-0-		AWAY		1-2-0		2-0-0		4-0-0											
9-9-0		1-4-0		3-0-0		NEUTRAL		2-5-0		2-0-0		1-0-0											
10-9-1		4-6-1		3-3-0		CONFERENCE		0-0-0		3-0-0		0-0-0											
4-6-1		1-3-1		3-3-0		HOME		0-0-0		0-0-0		0-0-0											
6-3-0		3-3-0		0-0-0		AWAY		0-0-0		3-0-0		0-0-0											
0-0-0		0-0-0		0-0-0		NEUTRAL		0-0-0		0-0-0		0-0-0											
RPI	S	Opponent		Score		RPI	S	Opponent		Score		RPI	S	Opponent		Score		RPI	S	Opponent		Score	
2	N	Michigan		0	4	29	N	Notre Dame		8	7	51	N	North Dakota St.		2	4	117	N	Colorado St.		2	1
6	A	Washington		5	3	30	H	Utah		0	5	51	N	North Dakota St.		5	6	125	A	Hawaii		3	2
6	A	Washington		1	2	30	H	Utah		11	3	55	N	CSUN		6	1	130	A	UC Santa Barbara		8	3
6	A	Washington		2	3	30	H	Utah		4	3	58	A	San Diego St.		1	2	132	N	LIU Brooklyn		13	1
9	H	Oregon		15	4	35	N	North Carolina		8	0	72	N	Texas Tech		0	2	138	A	Stanford		11	5
9	H	Oregon		2	5	36	N	Long Beach St.		7	2	76	N	Indiana		7	6	138	A	Stanford		1	0
9	H	Oregon		2	15	39	H	Arizona St.		1	9	77	N	Wisconsin		2	4	138	A	Stanford		10	1
10	N	Missouri		5	6	39	H	Arizona St.		4	7	95	A	Cal Poly		5	3	156	A	St. Mary's (CA)		2	0
13	N	Baylor		3	5	39	H	Arizona St.		7	6	95	A	Cal Poly		0	5	156	H	St. Mary's (CA)		7	1
14	H	UCLA		3	3							96	N	North Carolina St.		5	7	175	H	Sacramento St.		6	1
14	H	UCLA		2	3													187	A	Pacific		9	1
16	N	Kentucky		5	1													202	H	UC Davis		5	4
18	N	Fresno St.		0	7													202	H	UC Davis		4	0
25	A	Oregon St.		3	5													207	A	San Diego		6	3
25	A	Oregon St.		4	3													241	N	South Dakota		8	1
25	A	Oregon St.		4	0													270	A	Santa Clara		6	2
						LAST 10 GAMES																	
						9	H	Oregon		2	5	138	A	Stanford		1	0						
						9	H	Oregon		15	4	138	A	Stanford		10	1						
						9	H	Oregon		2	15	202	H	UC Davis		4	0						
						187	A	Pacific		9	1	202	H	UC Davis		5	4						
						138	A	Stanford		11	5	95	A	Cal Poly		5	3						

Non-Div. I Games:

California



Average RPI Win: 115		WON-LOST	WINNING	LAST 10	STRENGTH OF		OPP. STRENGTH	TEAM	ADJ	CONF.	ADJ CONF.
Average RPI Loss: 21		RECORD	PCT. RANK	GAMES	SCHEDULE		OF SCHEDULE	RPI	RPI	RPI	RPI
DIV. I ONLY		25-30-0	.45455	175	1-9-0		3	20	35	.59174	38
DIV. I NON-CONF.		22-9-0	.70968	42	1-1-0		37	88	39	.59612	39
TOTALS		RPI 1-25	RPI 26-50		W-L RECORDS		RPI 51-100		RPI 101-150		RPI 150+
25-30-0		2-20-0	3-7-0		OVERALL		10-3-0		2-0-0		8-0-0
15-13-0		2-7-0	1-3-0		HOME		7-3-0		1-0-0		4-0-0
4-13-0		0-12-0	1-1-0		AWAY		1-0-0		0-0-0		2-0-0
6-4-0		0-1-0	1-3-0		NEUTRAL		2-0-0		1-0-0		2-0-0
22-9-0		0-1-0	2-5-0		NON-CONFERENCE		10-3-0		2-0-0		8-0-0
12-4-0		0-0-0	0-1-0		HOME		7-3-0		1-0-0		4-0-0
4-1-0		0-0-0	1-0-		AWAY		1-0-0		0-0-0		2-0-0
6-4-0		0-1-0	1-3-0		NEUTRAL		2-0-0		1-0-0		2-0-0
3-21-0		2-19-0	1-2-0		CONFERENCE		0-0-0		0-0-0		0-0-0
3-9-0		2-7-0	1-2-0		HOME		0-0-0		0-0-0		0-0-0
0-12-0		0-12-0	0-0-0		AWAY		0-0-0		0-0-0		0-0-0
0-0-0		0-0-0	0-0-0		NEUTRAL		0-0-0		0-0-0		0-0-0
RPI S	Opponent	Score	RPI S	Opponent	Score	RPI S	Opponent	Score	RPI S	Opponent	Score
1 A	Florida	3 6	27 H	Ole Miss	5 9	53 N	Samford	5 2	130 N	UC Santa Barbara	5 2
1 A	Florida	0 16	27 H	Ole Miss	1 0	64 H	Longwood	3 1	140 H	Chattanooga	4 0
1 A	Florida	1 3	27 H	Ole Miss	3 4	68 H	UAB	2 3	159 N	SIUE	7 4
3 A	Alabama	1 7	28 N	Cal St. Fullerton	0 2	75 H	Penn St.	9 3	177 H	Tennessee Tech	11 4
3 A	Alabama	1 8	28 N	Cal St. Fullerton	2 3	78 H	Southern Miss.	4 0	188 H	Western Ky.	7 0
3 A	Alabama	0 8	33 N	McNeese St.	3 0	78 N	Southern Miss.	6 0	196 A	Southeastern La.	8 0
8 H	Auburn	0 2	33 N	McNeese St.	4 8	80 H	Central Ark.	4 0	196 H	Southeastern La.	10 2
8 H	Auburn	6 3	36 A	Long Beach St.	1 5	80 H	Central Ark.	0 1	235 N	Incarinate Word	6 0
8 H	Auburn	2 3	43 A	South Ala.	4 2	87 H	Houston	9 1	263 A	Mississippi Val.	6 0
10 H	Missouri	1 3	43 H	South Ala.	1 2	87 H	Houston	7 1	284 H	Alabama A&M	2 1
10 H	Missouri	5 8				89 H	Northwestern St.	0 1			
10 H	Missouri	2 9				92 A	Louisiana Tech	3 2			
11 A	Tennessee	4 9				99 H	Ga. Southern	6 0			
11 A	Tennessee	5 8									
11 A	Tennessee	2 6									
13 N	Baylor	0 4									
15 H	LSU	1 12									
15 H	LSU	2 5									
15 H	LSU	7 2									
16 A	Kentucky	2 3									
16 A	Kentucky	0 1									
16 A	Kentucky	0 4									
LAST 10 GAMES											
16 A	Kentucky	0 4	10 H	Missouri	5 8						
16 A	Kentucky	0 1	263 A	Mississippi Val.	6 0						
16 A	Kentucky	2 3	43 H	South Ala.	1 2						
10 H	Missouri	2 9	1 A	Florida	1 3						
10 H	Missouri	1 3	1 A	Florida	3 6						

Non-Div. I Games:

Mississippi St.



Average RPI Win: 116		WON-LOST RECORD		WINNING PCT. RANK		LAST 10 GAMES		STRENGTH OF SCHEDULE		OPP. STRENGTH OF SCHEDULE		TEAM RPI		ADJ RPI		CONF. RPI		ADJ CONF. RPI	
DIV. I ONLY		30-22-0		.57692 95		3-7-0		31		16		38		.59004 39		2		2	
DIV. I NON-CONF.		24-7-0		.77419 29		0-0-0		55		37		26		.61514 28		2		2	
TOTALS		RPI 1-25		RPI 26-50		W-L RECORDS		RPI 51-100		RPI 101-150		RPI 150+							
30-22-0		3-15-0		4-7-0		OVERALL		7-0-0		9-0-0		7-0-0							
25-12-0		2-11-0		1-1-0		HOME		6-0-0		9-0-0		7-0-0							
2-8-0		0-3-0		2-5-0		AWAY		0-0-0		0-0-0		0-0-0							
3-2-0		1-1-0		1-1-0		NEUTRAL		1-0-0		0-0-0		0-0-0							
24-7-0		2-4-0		2-3-0		NON-CONFERENCE		7-0-0		6-0-0		7-0-0							
21-4-0		1-3-0		1-1-0		HOME		6-0-0		6-0-0		7-0-0							
0-1-0		0-0-0		0-0-		AWAY		0-0-0		0-0-0		0-0-0							
3-2-0		1-1-0		1-1-0		NEUTRAL		1-0-0		0-0-0		0-0-0							
6-15-0		1-11-0		2-4-0		CONFERENCE		0-0-0		3-0-0		0-0-0							
4-8-0		1-8-0		0-0-0		HOME		0-0-0		3-0-0		0-0-0							
2-7-0		0-3-0		2-4-0		AWAY		0-0-0		0-0-0		0-0-0							
0-0-0		0-0-0		0-0-0		NEUTRAL		0-0-0		0-0-0		0-0-0							
RPI	S	Opponent		Score		RPI	S	Opponent		Score		RPI	S	Opponent		Score			
5	H	James Madison		1	2	28	A	Cal St. Fullerton		2	3	69	H	San Jose St.		8	0		
6	H	Washington		1	6	30	A	Utah		1	3	72	H	Texas Tech		4	3		
6	H	Washington		9	12	30	A	Utah		2	10	72	H	Texas Tech		7	3		
6	H	Washington		2	7	30	A	Utah		5	6	72	H	Texas Tech		3	1		
9	H	Oregon		4	5	32	H	Nebraska		6	0	74	H	UNI		3	1		
9	H	Oregon		4	10	36	N	Long Beach St.		8	10	77	N	Wisconsin		4	1		
9	H	Oregon		4	7	37	A	California		9	1	87	H	Houston		6	5		
10	N	Missouri		0	8	37	A	California		6	7								
11	H	Tennessee		5	4	37	A	California		7	4								
13	N	Baylor		2	0	40	H	Ohio St.		5	11								
14	A	UCLA		5	6	45	N	Northwestern		2	1								
14	A	UCLA		4	9														
14	A	UCLA		6	8														
16	H	Kentucky		3	5														
21	H	Arizona		4	5														
21	H	Arizona		0	2														
21	H	Arizona		3	2														
22	H	Minnesota		1	10														
						LAST 10 GAMES													
						138 H Stanford						10 4							
						138 H Stanford						6 5							
						138 H Stanford						9 1							
						14 A UCLA						4 9							
						14 A UCLA						5 6							
						14 A UCLA						6 8							
						14 A UCLA						7 9							
						14 A UCLA						8 10							
						14 A UCLA						9 11							
						14 A UCLA						10 12							
						14 A UCLA						11 13							
						14 A UCLA						12 14							
						14 A UCLA						13 15							
						14 A UCLA						14 16							
						14 A UCLA						15 17							
						14 A UCLA						16 18							
						14 A UCLA						17 19							
						14 A UCLA						18 20							
						14 A UCLA						19 21							
						14 A UCLA						20 22							
						14 A UCLA						21 23							
						14 A UCLA						22 24							
						14 A UCLA						23 25							
						14 A UCLA						24 26							
						14 A UCLA						25 27							
						14 A UCLA						26 28							
						14 A UCLA						27 29							
						14 A UCLA						28 30							
						14 A UCLA						29 31							
						14 A UCLA						30 32							
						14 A UCLA						31 33							
						14 A UCLA						32 34							
						14 A UCLA						33 35							
						14 A UCLA						34 36							
						14 A UCLA						35 37							
						14 A UCLA						36 38							
						14 A UCLA						37 39							
						14 A UCLA						38 40							
						14 A UCLA						39 41							
						14 A UCLA						40 42							
						14 A UCLA						41 43							
						14 A UCLA						42 44							
						14 A UCLA						43 45							
						14 A UCLA						44 46							
						14 A UCLA						45 47							
						14 A UCLA						46 48							
						14 A UCLA						47 49							
						14 A UCLA						48 50							
						14 A UCLA						49 51							
						14 A UCLA						50 52							
						14 A UCLA						51 53							
						14 A UCLA						52 54							
						14 A UCLA						53 55							
						14 A UCLA						54 56							
						14 A UCLA						55 57							
						14 A UCLA						56 58							
						14 A UCLA						57 59							
						14 A UCLA						58 60							
						14 A UCLA						59 61							
						14 A UCLA						60 62							
						14 A UCLA						61 63							
						14 A UCLA						62 64							
						14 A UCLA						63 65							
						14 A UCLA						64 66							
						14 A UCLA						65 67							
						14 A UCLA						66 68							
						14 A UCLA						67 69							
						14 A UCLA						68 70							
						14 A UCLA						69 71							
						14 A UCLA						70 72							
						14 A UCLA						71 73							
						14 A UCLA						72 74							
						14 A UCLA						73 75							
						14 A UCLA						74 76							
						14 A UCLA						75 77							
						14 A UCLA						76 78							
						14 A UCLA						77 79							
						14 A UCLA						78 80							
						14 A UCLA						79 81							
						14 A UCLA						80 82							
						14 A UCLA						81 83							
						14 A UCLA						82 84							
						14 A UCLA						83 85							
						14 A UCLA						84 86							
						14 A UCLA						85 87							
						14 A UCLA						86 88							
						14 A UCLA						87 89							
						14 A UCLA						88 90							
						14 A UCLA						89 91							
						14 A UCLA						90 92							
						14 A UCLA						91 93							
						14 A UCLA						92 94							
						14 A UCLA						93 95							
						14 A UCLA						94 96							
						14 A UCLA						95 97							
						14 A UCLA						96 98							
						14 A UCLA						97 99							
						14 A UCLA						98 100							
						14 A UCLA						99 101							
						14 A UCLA						100 102							
						14 A UCLA						101 103							
						14 A UCLA						102 104							
						14 A UCLA						103 105							
						14 A UCLA						104 106							
						14 A UCLA						105 107							
						14 A UCLA						106 108							
						14 A UCLA						107 109							
						14 A UCLA						108 110							
						14 A UCLA						109 111							
						14 A UCLA						110 112							
						14 A UCLA						111 113							
						14 A UCLA						112 114							
						14 A UCLA						113 115							
						14 A UCLA						114 116							
						14 A UCLA						115 117							
						14 A UCLA						116 118							
						14 A UCLA						117 119							
						14 A UCLA						118 120							
						14 A UCLA						119 121							
						14 A UCLA						120 122							
						14 A UCLA						121 123							
						14 A UCLA						122 124							
						14 A UCLA						123 125							
						14 A UCLA						124 126							
						14 A UCLA						125 127							
						14 A UCLA						126 128							
						14 A UCLA						127 129							
						14 A UCLA						128 130							
						14 A UCLA						129 131							
						14 A UCLA						130 132							
						14 A UCLA						131 133							
						14 A UCLA						132 134							
						14 A UCLA						133 135							
						14 A UCLA						134 136							
						14 A UCLA						135 137							
						14 A UCLA						136 138							
						14 A UCLA						137 139							
						14 A UCLA						138 140							
						14 A UCLA						139 141							
						14 A UCLA						140 142							
						14 A UCLA						141 143							
						14 A UCLA						142 144							
						14 A UCLA						143 145							
						14 A UCLA						144 146							
						14 A UCLA						145 147							
						14 A UCLA						146 148							
						14 A UCLA						147 149							
						14 A UCLA						148 150							
						14 A UCLA						149 151							
						14 A UCLA						150 152							
						14 A UCLA						151 153							
						14 A UCLA						152 154							
						14 A UCLA						153 155							
						14 A UCLA						154 156							
						14 A UCLA						155 157							
						14 A UCLA						156 158							
						14 A UCLA						157 159							
						14 A UCLA						158 160							
						14 A UCLA						159 161							
						14 A UCLA						160 162							
						14 A UCLA						161 163							
						14 A UCLA						162 164							
						14 A UCLA						163 165							
						14 A UCLA						164 166							
						14 A UCLA						165 167							
						14 A UCLA						166 168							
						14 A UCLA						167 169							
						14 A UCLA						168 170							
						14 A UCLA						169 171							
						14 A UCLA						170 172							
						14 A UCLA						171 173							
						14 A UCLA						172 174							
						14 A UCLA						173 175							
						14 A UCLA						174 176							
						14 A UCLA						175 177							
						14 A UCLA						176 178							
						14 A UCLA						177 179							
						14 A UCLA						178 180							
						14 A UCLA						179 181							
						14 A UCLA						180 182							
						14 A UCLA						181 183							
						14 A UCLA						182 184							
						14 A UCLA						183 185							
						14 A UCLA						184 186							
						14 A UCLA						185 187							
						14 A UCLA						186 188							
						14 A UCLA						187 189							
						14 A UCLA						188 190							
						14 A UCLA						189 191							
						14 A UCLA						190 192							
						14 A UCLA						191 193							
						14 A UCLA						192 194							
						14 A UCLA						193 195							
						14 A UCLA						194 196							
						14 A UCLA						195 197							
						14 A UCLA						196 198							
						14 A UCLA						197 199							
						14 A UCLA						198 200							
						14 A UCLA						199 201							
						14 A UCLA						200 202							
						14 A UCLA						201 203							
						14 A UCLA						202 204							
						14 A UCLA						203 205							
						14 A UCLA						204 206							
						14 A UCLA						205 207							
						14 A UCLA						206 208							
						14 A UCLA						207 209							
						14 A UCLA						208 210							
						14 A UCLA						209 211							
						14 A UCLA						210 212							
						14 A UCLA						211 213							
						14 A UCLA						212 214							
						14 A UCLA						213 215							
						14 A UCLA						214 216							
						14 A UCLA						215 217							
						14 A UCLA						216 218							
						14 A UCLA						217 219							
						14 A UCLA						218 220							
						14 A UCLA						219 221							
						14 A UCLA						220 222							
						14 A UCLA						221 223							
						14 A UCLA						222 224							
						14 A UCLA						223 225							
						14 A UCLA						224 226							
						14 A UCLA						225 227							
						14 A UCLA						226 228							
						14 A UCLA						227 229							
						14 A UCLA						228 230							
						14 A UCLA						229 231							
						14 A UCLA						230 232							
						14 A UCLA						231 233							
						14 A UCLA						232 234							
						14 A UCLA						233 235							
						14 A UCLA						234 236							
						14 A UCLA						235 237							
						14 A UCLA						236 238							
						14 A UCLA						237 239							
						14 A UCLA						238 240							
						14 A UCLA						239 241							
						14 A UCLA						240 242							
						14 A UCLA						241							

Non-Div. I Games:

Arizona St.



Average RPI Win:		112	WON-LOST		WINNING		LAST 10		STRENGTH OF		OPP. STRENGTH		TEAM	ADJ		CONF.	ADJ CONF.	
Average RPI Loss:		53	RECORD		PCT. RANK		GAMES		SCHEDULE		OF SCHEDULE		RPI	RPI		RPI	RPI	
DIV. I ONLY			32-17-1		.65		53		57		37		42		.58575		40	
DIV. I NON-CONF.			19-7-0		.73077		34		35		40		30		.60983		31	
TOTALS		RPI 1-25		RPI 26-50		W-L RECORDS		RPI 51-100		RPI 101-150		RPI 150+						
32-17-1		1-5-0		3-2-0		OVERALL		12-8-1		7-2-0		9-0-0						
10-4-0		0-0-0		0-0-0		HOME		5-2-0		2-2-0		3-0-0						
12-8-1		0-4-0		1-0-0		AWAY		5-4-1		4-0-0		2-0-0						
10-5-0		1-1-0		2-2-0		NEUTRAL		2-2-0		1-0-0		4-0-0						
19-7-0		1-2-0		3-1-0		NON-CONFERENCE		6-4-0		3-0-0		6-0-0						
2-1-0		0-0-0		0-0-0		HOME		1-1-0		1-0-0		0-0-0						
7-2-0		0-1-0		1-0-		AWAY		3-1-0		1-0-0		2-0-0						
10-4-0		1-1-0		2-1-0		NEUTRAL		2-2-0		1-0-0		4-0-0						
13-10-1		0-3-0		0-1-0		CONFERENCE		6-4-1		4-2-0		3-0-0						
8-3-0		0-0-0		0-0-0		HOME		4-1-0		1-2-0		3-0-0						
5-6-1		0-3-0		0-0-0		AWAY		2-3-1		3-0-0		0-0-0						
0-1-0		0-0-0		0-1-0		NEUTRAL		0-0-0		0-0-0		0-0-0						
RPI	S	Opponent		Score		RPI	S	Opponent		Score		RPI	S	Opponent		Score		
2	A	Michigan		3 5		32	N	Nebraska		4 5		57	A	USC Upstate		0 2		
2	A	Michigan		0 8		36	N	Long Beach St.		3 5		58	A	San Diego St.		4 3		
2	A	Michigan		1 5		39	A	Arizona St.		11 5		59	H	Kent St.		4 3		
5	N	James Madison		4 7		42	N	Virginia Tech		6 5		59	H	Kent St.		3 6		
15	A	LSU		0 9		42	N	Virginia Tech		13 0		69	N	San Jose St.		8 3		
18	N	Fresno St.		9 6								75	H	Penn St.		3 0		
												75	H	Penn St.		12 10		
												76	A	Indiana		3 5		
												76	A	Indiana		4 5		
												76	A	Indiana		5 3		
												77	A	Wisconsin		10 8		
												77	A	Wisconsin		9 9		
												77	A	Wisconsin		5 6		
												83	H	Purdue		0 3		
												83	H	Purdue		5 4		
												83	H	Purdue		3 2		
												84	N	Syracuse		0 1		
												84	N	Syracuse		2 3		
												91	A	Ohio		1 0		
												91	A	Ohio		10 4		
						LAST 10 GAMES												
						105 H Michigan St.						7 9						
						105 H Michigan St.						9 7						
						105 H Michigan St.						0 6						
						59 H Kent St.						3 6						
						59 H Kent St.						4 3						

Non-Div. I Games:

Ohio St.



RPI	S	Opponent	Score
95	N	Cal Poly	7 2

76	A	Indiana	3 5
76	A	Indiana	4 5
76	A	Indiana	5 3
83	H	Purdue	5 4
83	H	Purdue	3 2



Average RPI Win:		123	WON-LOST RECORD		WINNING PCT. RANK		LAST 10 GAMES		STRENGTH OF SCHEDULE		OPP. STRENGTH OF SCHEDULE		TEAM RPI		ADJ RPI		CONF. RPI		ADJ CONF. RPI					
DIV. I ONLY			32-18-0		.64		60		4-6-0		65		41		47		.58218		41		7		6	
DIV. I NON-CONF.			23-9-0		.71875		39		0-2-0		62		34		37		.60406		37		6		6	
TOTALS		RPI 1-25		RPI 26-50				W-L RECORDS				RPI 51-100				RPI 101-150				RPI 150+				
32-18-0		2-6-0		3-6-0				OVERALL				8-3-0				9-3-0				10-0-0				
12-6-0		1-4-0		1-1-0				HOME				2-1-0				3-0-0				5-0-0				
10-8-0		0-1-0		2-4-0				AWAY				3-1-0				4-2-0				1-0-0				
10-4-0		1-1-0		0-1-0				NEUTRAL				3-1-0				2-1-0				4-0-0				
23-9-0		2-3-0		3-3-0				NON-CONFERENCE				6-2-0				5-1-0				7-0-0				
6-3-0		1-1-0		1-1-0				HOME				2-1-0				0-0-0				2-0-0				
7-2-0		0-1-0		2-0-				AWAY				1-0-0				3-0-0				1-0-0				
10-4-0		1-1-0		0-1-0				NEUTRAL				3-1-0				2-1-0				4-0-0				
9-9-0		0-3-0		0-3-0				CONFERENCE				2-1-0				4-2-0				3-0-0				
6-3-0		0-3-0		0-0-0				HOME				0-0-0				3-0-0				3-0-0				
3-6-0		0-0-0		0-3-0				AWAY				2-1-0				1-2-0				0-0-0				
0-0-0		0-0-0		0-0-0				NEUTRAL				0-0-0				0-0-0				0-0-0				
RPI	S	Opponent		Score		RPI	S	Opponent		Score		RPI	S	Opponent		Score		RPI	S	Opponent		Score		
4	H	Oklahoma		1	4	26	A	Texas		3	0	63	A	Arkansas		4	3	108	N	Abilene Christian		1	2	
7	N	Florida St.		0	8	26	A	Texas		3	0	63	H	Arkansas		1	4	131	N	Wright St.		2	1	
20	H	South Fla.		2	5	31	A	UCF		1	3	67	N	Hofstra		2	4	138	A	Stanford		11	0	
20	H	South Fla.		0	2	31	A	UCF		1	4	67	N	Hofstra		6	3	141	N	Virginia		4	3	
20	H	South Fla.		6	9	31	A	UCF		1	4	75	N	Penn St.		11	4	142	H	East Carolina		11	3	
22	H	Minnesota		6	4	34	H	Oklahoma St.		9	0	85	N	Weber St.		5	3	142	H	East Carolina		8	0	
22	N	Minnesota		10	1	48	N	Illinois		4	5	87	A	Houston		1	2	142	H	East Carolina		12	3	
23	A	Fla. Atlantic		0	1	50	A	Wichita St.		3	11	87	A	Houston		8	3	143	A	Memphis		0	5	
						50	H	Wichita St.		5	7	87	A	Houston		11	2	143	A	Memphis		10	5	
												100	H	Lamar		14	2	143	A	Memphis		2	5	
												100	H	Lamar		9	0	148	A	UTSA		6	0	
																		148	A	UTSA		10	1	
																		158	N	Saint Louis		9	2	
																		171	H	UConn		1	0	
																		171	H	UConn		8	0	
																		171	H	UConn		7	2	
																		178	N	UMKC		10	0	
																		182	H	Iowa		9	7	
																		182	H	Iowa		2	1	
																		192	A	Missouri St.		2	1	
																		212	N	A&M-Corpus Christi		5	3	
																		262	N	North Dakota		15	0	
LAST 10 GAMES																								
						171	H	UConn		1	0	143	A	Memphis		0	5							
						171	H	UConn		7	2	143	A	Memphis		10	5							
						171	H	UConn		8	0	50	H	Wichita St.		5	7							
						4	H	Oklahoma		1	4	20	H	South Fla.		2	5							
						143	A	Memphis		2	5	20	H	South Fla.		6	9							

Non-Div. I Games:

Tulsa



Average RPI Win:		121	WON-LOST RECORD		WINNING PCT. RANK	LAST 10 GAMES	STRENGTH OF SCHEDULE		OPP. STRENGTH OF SCHEDULE	TEAM RPI	ADJ RPI	CONF. RPI	ADJ CONF. RPI				
DIV. I ONLY		29-27-0		.51786	140	7-3-0	8		56	41	.58109	42	4				
DIV. I NON-CONF.		16-16-0		.5	149	4-0-0	1		77	40	.58494	43	5				
TOTALS		RPI 1-25		RPI 26-50		W-L RECORDS		RPI 51-100		RPI 101-150		RPI 150+					
29-27-0		2-11-0		1-7-0		OVERALL		11-6-0		7-1-0		8-2-0					
18-5-0		1-1-0		0-3-0		HOME		8-0-0		4-0-0		5-1-0					
9-12-0		1-3-0		1-2-0		AWAY		2-6-0		3-0-0		2-1-0					
2-10-0		0-7-0		0-2-0		NEUTRAL		1-0-0		0-1-0		1-0-0					
16-16-0		2-8-0		0-2-0		NON-CONFERENCE		4-4-0		4-1-0		6-1-0					
9-2-0		1-1-0		0-0-0		HOME		2-0-0		1-0-0		5-1-0					
5-4-0		1-0-0		0-0-		AWAY		1-4-0		3-0-0		0-0-0					
2-10-0		0-7-0		0-2-0		NEUTRAL		1-0-0		0-1-0		1-0-0					
13-11-0		0-3-0		1-5-0		CONFERENCE		7-2-0		3-0-0		2-1-0					
9-3-0		0-0-0		0-3-0		HOME		6-0-0		3-0-0		0-0-0					
4-8-0		0-3-0		1-2-0		AWAY		1-2-0		0-0-0		2-1-0					
0-0-0		0-0-0		0-0-0		NEUTRAL		0-0-0		0-0-0		0-0-0					
RPI	S	Opponent		Score		RPI	S	Opponent		Score		RPI	S	Opponent		Score	
1	N	Florida		0	8	29	H	Notre Dame		0	3	52	H	Boston College		4	0
2	N	Michigan		1	9	29	H	Notre Dame		5	7	52	H	Boston College		8	7
2	N	Michigan		1	6	29	H	Notre Dame		3	5	52	H	Boston College		11	3
2	N	Michigan		1	3	40	N	Ohio St.		0	13	56	A	Col. of Charleston		1	4
5	H	James Madison		1	10	40	N	Ohio St.		5	6	56	A	Col. of Charleston		2	4
5	H	James Madison		2	1	46	A	Louisville		4	0	57	A	USC Upstate		6	0
7	A	Florida St.		1	13	46	A	Louisville		3	12	64	A	Longwood		1	4
7	A	Florida St.		1	3	46	A	Louisville		1	2	64	A	Longwood		4	7
7	A	Florida St.		0	2							86	H	Pittsburgh		12	9
20	A	South Fla.		6	3							86	H	Pittsburgh		10	7
22	N	Minnesota		0	8							86	H	Pittsburgh		8	0
22	N	Minnesota		3	9							88	H	Western Caro.		11	3
24	N	South Carolina		0	6							88	H	Western Caro.		1	0
												91	N	Ohio		5	4
												96	A	North Carolina St.		8	7
												96	A	North Carolina St.		1	2
												96	A	North Carolina St.		5	7

Non-Div. I Games:

Virginia Tech



Average RPI Win: 123		WON-LOST RECORD		WINNING PCT. RANK		LAST 10 GAMES		STRENGTH OF SCHEDULE		OPP. STRENGTH OF SCHEDULE		TEAM RPI		ADJ RPI		CONF. RPI		ADJ CONF. RPI					
DIV. I ONLY		32-16-0		.66667		42		6-4-0		51		46		39		.58033		43		6		7	
DIV. I NON-CONF.		15-10-0		.6		83		3-1-0		43		36		53		.56468		54		7		7	
TOTALS		RPI 1-25		RPI 26-50		W-L RECORDS		RPI 51-100		RPI 101-150		RPI 150+											
32-16-0		0-5-0		1-6-0		OVERALL		16-2-0		5-2-0		10-1-0											
18-6-0		0-0-0		0-3-0		HOME		11-1-0		3-1-0		4-1-0											
8-9-0		0-4-0		1-3-0		AWAY		4-1-0		0-0-0		3-0-0											
6-1-0		0-0-0		0-0-0		NEUTRAL		1-0-0		2-1-0		3-0-0											
15-10-0		0-3-0		1-3-0		NON-CONFERENCE		5-1-0		5-2-0		4-1-0											
6-6-0		0-0-0		0-3-0		HOME		2-1-0		3-1-0		1-1-0											
3-3-0		0-3-0		1-0-		AWAY		2-0-0		0-0-0		0-0-0											
6-1-0		0-0-0		0-0-0		NEUTRAL		1-0-0		2-1-0		3-0-0											
17-6-0		0-2-0		0-3-0		CONFERENCE		11-1-0		0-0-0		6-0-0											
12-0-0		0-0-0		0-0-0		HOME		9-0-0		0-0-0		3-0-0											
5-6-0		0-2-0		0-3-0		AWAY		2-1-0		0-0-0		3-0-0											
0-0-0		0-0-0		0-0-0		NEUTRAL		0-0-0		0-0-0		0-0-0											
RPI	S	Opponent		Score		RPI	S	Opponent		Score		RPI	S	Opponent		Score		RPI	S	Opponent		Score	
1	A	Florida		0	9	33	H	McNeese St.		1	2	53	H	Samford		5	8	102	N	FIU		2	3
3	A	Alabama		2	4	38	A	Mississippi St.		2	1	62	H	Georgia St.		5	0	113	N	Lipscomb		7	3
12	A	La.-Lafayette		2	3	38	H	Mississippi St.		2	4	62	H	Georgia St.		7	0	121	N	Illinois St.		4	3
12	A	La.-Lafayette		6	10	44	A	Texas St.		0	3	62	H	Georgia St.		5	2	124	H	Kennesaw St.		8	6
15	A	LSU		0	5	44	A	Texas St.		1	3	68	A	UAB		3	1	124	H	Kennesaw St.		9	0
						44	A	Texas St.		0	1	68	H	UAB		4	0	136	H	Dartmouth		7	12
						50	H	Wichita St.		0	3	71	H	Troy		6	2	136	H	Dartmouth		8	0
												71	H	Troy		7	0	159	H	SIUE		0	1
												71	H	Troy		4	3	162	H	La.-Monroe		8	0
												78	A	Southern Miss.		5	1	162	H	La.-Monroe		8	0
												78	H	Southern Miss.		10	2	162	H	La.-Monroe		7	4
												80	N	Central Ark.		12	0	174	N	Ball St.		8	0
												81	H	UT Arlington		7	3	226	N	Florida A&M		7	3
												81	H	UT Arlington		5	1	231	N	Southeast Mo. St.		5	2
												81	H	UT Arlington		6	1	238	A	Appalachian St.		7	2
												99	A	Ga. Southern		3	5	238	A	Appalachian St.		2	0
												99	A	Ga. Southern		14	0	238	A	Appalachian St.		6	0
												99	A	Ga. Southern		11	1	240	H	Bowling Green		5	0
LAST 10 GAMES																							
						71	H	Troy		7	0	38	A	Mississippi St.		2	1						
						71	H	Troy		6	2	44	A	Texas St.		0	1						
						71	H	Troy		4	3	44	A	Texas St.		1	3						
						124	H	Kennesaw St.		9	0	44	A	Texas St.		0	3						
						124	H	Kennesaw St.		8	6	3	A	Alabama		2	4						

Non-Div. I Games:

South Ala.



Average RPI Win: 135		WON-LOST	WINNING	LAST 10	STRENGTH OF		OPP. STRENGTH	TEAM	ADJ	CONF.	ADJ CONF.
Average RPI Loss: 71		RECORD	PCT. RANK	GAMES	SCHEDULE		OF SCHEDULE	RPI	RPI	RPI	RPI
DIV. I ONLY		36-18-0	.66667	42	9-1-0		64	68	45	.57806	44
DIV. I NON-CONF.		21-9-0	.7	45	0-1-0		94	104	47	.57717	46
TOTALS		RPI 1-25	RPI 26-50		W-L RECORDS		RPI 51-100		RPI 101-150		RPI 150+
36-18-0		1-5-0	6-1-0		OVERALL		10-10-0		3-0-0		16-2-0
16-6-0		0-1-0	6-0-0		HOME		6-3-0		2-0-0		2-2-0
10-10-0		1-4-0	0-1-0		AWAY		3-5-0		0-0-0		6-0-0
10-2-0		0-0-0	0-0-0		NEUTRAL		1-2-0		1-0-0		8-0-0
21-9-0		1-2-0	3-1-0		NON-CONFERENCE		3-5-0		3-0-0		11-1-0
7-3-0		0-1-0	3-0-0		HOME		2-1-0		2-0-0		0-1-0
4-4-0		1-1-0	0-0-0		AWAY		0-2-0		0-0-0		3-0-0
10-2-0		0-0-0	0-0-0		NEUTRAL		1-2-0		1-0-0		8-0-0
15-9-0		0-3-0	3-0-0		CONFERENCE		7-5-0		0-0-0		5-1-0
9-3-0		0-0-0	3-0-0		HOME		4-2-0		0-0-0		2-1-0
6-6-0		0-3-0	0-0-0		AWAY		3-3-0		0-0-0		3-0-0
0-0-0		0-0-0	0-0-0		NEUTRAL		0-0-0		0-0-0		0-0-0
RPI S	Opponent	Score	RPI S	Opponent	Score	RPI S	Opponent	Score	RPI S	Opponent	Score
12 A	La.-Lafayette	0 7	26 A	Texas	2 3	54 A	Grand Canyon	0 10	108 H	Abilene Christian	13 1
12 A	La.-Lafayette	0 3	26 H	Texas	9 5	62 A	Georgia St.	1 4	108 H	Abilene Christian	4 3
12 A	La.-Lafayette	2 5	34 H	Oklahoma St.	4 0	62 A	Georgia St.	0 2	108 N	Abilene Christian	2 0
13 A	Baylor	0 3	34 H	Oklahoma St.	3 1	62 A	Georgia St.	4 1	162 H	La.-Monroe	3 2
17 H	Texas A&M	3 6	43 H	South Ala.	1 0	71 A	Troy	2 3	162 H	La.-Monroe	8 0
20 A	South Fla.	8 2	43 H	South Ala.	3 0	71 A	Troy	2 1	162 H	La.-Monroe	2 3
			43 H	South Ala.	3 1	71 A	Troy	8 0	189 N	Montana	8 0
						73 H	DePaul	4 3	189 N	Montana	2 0
						81 H	UT Arlington	6 3	199 N	Penn	9 1
						81 H	UT Arlington	8 0	210 A	Houston Baptist	2 1
						81 H	UT Arlington	2 0	210 N	Houston Baptist	10 0
						82 N	Northern Ill.	6 8	212 A	A&M-Corpus Christi	3 0
						82 N	Northern Ill.	3 7	212 A	A&M-Corpus Christi	5 0
						83 N	Purdue	2 1	225 N	Belmont	3 2
						89 H	Northwestern St.	0 1	235 H	Incarnate Word	4 9
						92 A	Louisiana Tech	0 5	238 A	Appalachian St.	14 5
						99 H	Ga. Southern	4 5	238 A	Appalachian St.	5 2
						99 H	Ga. Southern	2 0	238 A	Appalachian St.	12 0
						99 H	Ga. Southern	1 6	251 N	Detroit	5 3
						100 H	Lamar	4 0	263 N	Mississippi Val.	8 0
									280 N	IPFW	9 0
			LAST 10 GAMES								
			81 H	UT Arlington	8 0	238 A	Appalachian St.	12 0			
			81 H	UT Arlington	2 0	17 H	Texas A&M	3 6			
			81 H	UT Arlington	6 3	43 H	South Ala.	1 0			
			238 A	Appalachian St.	5 2	43 H	South Ala.	3 1			
			238 A	Appalachian St.	14 5	43 H	South Ala.	3 0			

Non-Div. I Games:

Texas St.



Average RPI Win:		100	WON-LOST		WINNING		LAST 10		STRENGTH OF		OPP. STRENGTH		TEAM		ADJ		CONF.		ADJ CONF.										
Average RPI Loss:		41	RECORD		PCT. RANK		GAMES		SCHEDULE		OF SCHEDULE		RPI		RPI		RPI		RPI										
DIV. I ONLY			25-25-0		.5	147	8-2-0		16		31		46		.57576		45	5		5									
DIV. I NON-CONF.			10-17-0		.37037	207	1-1-0		11		16		81		.54514		75	4		4									
TOTALS		RPI 1-25		RPI 26-50		W-L RECORDS		RPI 51-100		RPI 101-150		RPI 150+																	
25-25-0		3-11-0		3-7-0		OVERALL		8-5-0		5-1-0		6-1-0																	
8-5-0		1-2-0		0-3-0		HOME		0-0-0		3-0-0		4-0-0																	
9-7-0		1-3-0		3-1-0		AWAY		5-2-0		0-0-0		0-0-0																	
8-13-0		1-6-0		0-2-0		NEUTRAL		3-3-0		2-1-0		2-1-0																	
10-17-0		1-7-0		1-4-0		NON-CONFERENCE		3-4-0		2-1-0		3-1-0																	
1-0-0		0-0-0		0-0-0		HOME		0-0-0		0-0-0		1-0-0																	
1-4-0		0-1-0		1-0-		AWAY		0-1-0		0-0-0		0-0-0																	
8-13-0		1-6-0		0-2-0		NEUTRAL		3-3-0		2-1-0		2-1-0																	
15-8-0		2-4-0		2-3-0		CONFERENCE		5-1-0		3-0-0		3-0-0																	
7-5-0		1-2-0		0-3-0		HOME		0-0-0		3-0-0		3-0-0																	
8-3-0		1-2-0		2-0-0		AWAY		5-1-0		0-0-0		0-0-0																	
0-0-0		0-0-0		0-0-0		NEUTRAL		0-0-0		0-0-0		0-0-0																	
RPI	S	Opponent		Score		RPI	S	Opponent		Score		RPI	S	Opponent		Score		RPI	S	Opponent		Score							
2	A	Michigan		13 12		28	A	Cal St. Fullerton		0 2		52	N	Boston College		2 3		105	H	Michigan St.		10 4							
2	A	Michigan		3 11		32	H	Nebraska		9 11		52	N	Boston College		4 3		105	H	Michigan St.		4 2							
2	A	Michigan		3 11		32	H	Nebraska		1 8		59	N	Kent St.		2 3		105	H	Michigan St.		8 0							
9	N	Oregon		3 9		32	H	Nebraska		3 4		60	N	New Mexico St.		12 4		106	N	UC Riverside		15 3							
11	N	Tennessee		2 8		35	A	North Carolina		2 5		66	N	Lehigh		2 0		132	N	LIU Brooklyn		3 7							
14	N	UCLA		7 2		35	A	North Carolina		11 8		69	N	San Jose St.		3 7		141	N	Virginia		22 4							
18	N	Fresno St.		4 6		36	N	Long Beach St.		2 3		73	A	DePaul		3 4		170	N	Georgia Tech		2 3							
18	N	Fresno St.		1 7		39	N	Arizona St.		1 2		77	A	Wisconsin		4 3		182	H	Iowa		9 5							
19	N	Georgia		4 5		48	A	Illinois		6 4		77	A	Wisconsin		1 4		182	H	Iowa		13 9							
20	A	South Fla.		2 3		48	A	Illinois		12 6		77	A	Wisconsin		5 3		182	H	Iowa		6 5							
22	H	Minnesota		4 8								83	A	Purdue		2 0		201	N	Bradley		8 4							
22	H	Minnesota		0 16								83	A	Purdue		1 0		215	H	Loyola Chicago		9 1							
22	H	Minnesota		10 2								83	A	Purdue		3 1		229	N	Quinnipiac		10 0							
25	N	Oregon St.		3 5																									
						LAST 10 GAMES																							
						83 A Purdue						3 1						77 A Wisconsin						1 4					
						83 A Purdue						1 0						77 A Wisconsin						5 3					
						83 A Purdue						2 0						215 H Loyola Chicago						9 1					
						73 A DePaul						3 4						105 H Michigan St.						10 4					
						77 A Wisconsin						4 3						105 H Michigan St.						4 2					



Average RPI Win: 128		WON-LOST	WINNING	LAST 10	STRENGTH OF		OPP. STRENGTH	TEAM	ADJ		CONF.	ADJ CONF.
Average RPI Loss: 60		RECORD	PCT. RANK	GAMES	SCHEDULE		OF SCHEDULE	RPI	RPI		RPI	RPI
DIV. I ONLY		34-14-0	.70833	33	5-5-0		100	42	44		.57485	46
DIV. I NON-CONF.		19-6-0	.76	31	1-1-0		174	113	55		.56421	56
TOTALS		RPI 1-25	RPI 26-50		W-L RECORDS		RPI 51-100		RPI 101-150		RPI 150+	
34-14-0		1-3-0	4-6-0		OVERALL		12-2-0		5-1-0		12-2-0	
19-5-0		0-1-0	2-1-0		HOME		9-2-0		1-0-0		7-1-0	
10-6-0		1-2-0	2-3-0		AWAY		1-0-0		4-1-0		2-0-0	
5-3-0		0-0-0	0-2-0		NEUTRAL		2-0-0		0-0-0		3-1-0	
19-6-0		0-1-0	0-2-0		NON-CONFERENCE		7-1-0		2-1-0		10-1-0	
10-2-0		0-1-0	0-0-0		HOME		4-1-0		1-0-0		5-0-0	
4-1-0		0-0-0	0-0-		AWAY		1-0-0		1-1-0		2-0-0	
5-3-0		0-0-0	0-2-0		NEUTRAL		2-0-0		0-0-0		3-1-0	
15-8-0		1-2-0	4-4-0		CONFERENCE		5-1-0		3-0-0		2-1-0	
9-3-0		0-0-0	2-1-0		HOME		5-1-0		0-0-0		2-1-0	
6-5-0		1-2-0	2-3-0		AWAY		0-0-0		3-0-0		0-0-0	
0-0-0		0-0-0	0-0-0		NEUTRAL		0-0-0		0-0-0		0-0-0	
RPI S	Opponent	Score	RPI S	Opponent	Score	RPI S	Opponent	Score	RPI S	Opponent	Score	
7 A	Florida St.	0 9	29 A	Notre Dame	8 3	51 H	North Dakota St.	4 3	107 H	Dayton	14 2	
7 A	Florida St.	3 4	29 A	Notre Dame	7 8	59 H	Kent St.	9 13	113 A	Lipscomb	1 2	
7 A	Florida St.	4 0	32 N	Nebraska	3 4	59 H	Kent St.	6 3	113 A	Lipscomb	7 1	
16 H	Kentucky	1 2	32 N	Nebraska	0 3	61 H	Jacksonville St.	6 3	141 A	Virginia	2 1	
			35 A	North Carolina	6 8	76 A	Indiana	12 2	141 A	Virginia	7 2	
			35 A	North Carolina	9 5	77 N	Wisconsin	5 0	141 A	Virginia	2 0	
			35 A	North Carolina	5 6	77 N	Wisconsin	7 1	170 H	Georgia Tech	12 3	
			42 H	Virginia Tech	0 4	84 H	Syracuse	4 0	170 H	Georgia Tech	2 5	
			42 H	Virginia Tech	12 3	84 H	Syracuse	6 2	170 H	Georgia Tech	5 4	
			42 H	Virginia Tech	2 1	84 H	Syracuse	0 4	182 N	Iowa	7 2	
						96 H	North Carolina St.	12 9	182 N	Iowa	0 1	
						96 H	North Carolina St.	19 3	188 A	Western Ky.	12 0	
						96 H	North Carolina St.	10 1	193 N	Sam Houston St.	6 1	
						97 H	Eastern Ky.	6 1	193 N	Sam Houston St.	7 0	
									211 H	Cleveland St.	9 5	
									211 H	Cleveland St.	6 0	
									212 A	A&M-Corpus Christi	8 1	
									285 H	N.C. Central	8 0	
									285 H	N.C. Central	5 0	
									285 H	N.C. Central	9 0	
LAST 10 GAMES												
	7 A	Florida St.	3 4	16 H	Kentucky	1 2						
	7 A	Florida St.	4 0	84 H	Syracuse	6 2						
	7 A	Florida St.	0 9	84 H	Syracuse	4 0						
	29 A	Notre Dame	7 8	84 H	Syracuse	0 4						
	29 A	Notre Dame	8 3	285 H	N.C. Central	8 0						

Non-Div. I Games:

Louisville



Kansas



Average RPI Win: 119		WON-LOST RECORD		WINNING PCT. RANK		LAST 10 GAMES		STRENGTH OF SCHEDULE		OPP. STRENGTH OF SCHEDULE		TEAM RPI		ADJ RPI		CONF. RPI		ADJ CONF. RPI	
DIV. I ONLY		34-20-0		.62963 68		8-2-0		70		51		48		.57172 48		5		5	
DIV. I NON-CONF.		22-9-0		.70968 42		1-0-0		75		82		43		.59074 41		4		4	
TOTALS		RPI 1-25		RPI 26-50		W-L RECORDS		RPI 51-100		RPI 101-150		RPI 150+							
34-20-0		1-4-0		5-5-0		OVERALL		11-6-0		5-5-0		12-0-0							
10-5-0		0-0-0		2-3-0		HOME		0-0-0		1-2-0		7-0-0							
9-10-0		0-3-0		1-2-0		AWAY		7-4-0		1-1-0		0-0-0							
15-5-0		1-1-0		2-0-0		NEUTRAL		4-2-0		3-2-0		5-0-0							
22-9-0		1-1-0		3-2-0		NON-CONFERENCE		5-3-0		4-3-0		9-0-0							
4-0-0		0-0-0		0-0-0		HOME		0-0-0		0-0-0		4-0-0							
3-4-0		0-0-0		1-0-		AWAY		1-1-0		1-1-0		0-0-0							
15-5-0		1-1-0		2-0-0		NEUTRAL		4-2-0		3-2-0		5-0-0							
12-11-0		0-3-0		2-3-0		CONFERENCE		6-3-0		1-2-0		3-0-0							
6-5-0		0-0-0		2-3-0		HOME		0-0-0		1-2-0		3-0-0							
6-6-0		0-3-0		0-0-0		AWAY		6-3-0		0-0-0		0-0-0							
0-0-0		0-0-0		0-0-0		NEUTRAL		0-0-0		0-0-0		0-0-0							
RPI S	Opponent	Score		RPI S	Opponent	Score		RPI S	Opponent	Score		RPI S	Opponent	Score					
7 N	Florida St.	5	1	26 A	Texas	1	8	52 N	Boston College	9	1	102 A	FIU	8	10				
20 N	South Fla.	4	5	32 H	Nebraska	10	2	52 N	Boston College	5	1	108 N	Abilene Christian	7	2				
22 A	Minnesota	5	6	32 H	Nebraska	8	3	55 A	CSUN	3	4	110 H	Rutgers	1	3				
22 A	Minnesota	2	6	32 H	Nebraska	2	10	55 A	CSUN	4	3	110 H	Rutgers	5	10				
22 A	Minnesota	0	13	35 A	North Carolina	4	1	69 N	San Jose St.	6	7	110 H	Rutgers	8	0				
				35 A	North Carolina	2	9	75 A	Penn St.	1	4	119 N	St. John's (NY)	0	4				
				36 N	Long Beach St.	5	4	75 A	Penn St.	9	0	121 A	Illinois St.	7	1				
				41 N	Tulsa	5	4	75 A	Penn St.	2	1	132 N	LIU Brooklyn	4	6				
				45 H	Northwestern	4	6	77 A	Wisconsin	1	4	142 N	East Carolina	11	0				
				45 H	Northwestern	6	12	77 A	Wisconsin	1	0	149 N	Central Mich.	11	3				
								77 A	Wisconsin	4	3	156 N	St. Mary's (CA)	9	3				
								83 A	Purdue	10	6	173 H	Eastern Ill.	9	7				
								83 A	Purdue	0	1	182 H	Iowa	8	0				
								83 A	Purdue	4	0	182 H	Iowa	5	1				
								85 N	Weber St.	3	0	182 H	Iowa	5	1				
								85 N	Weber St.	7	5	193 N	Sam Houston St.	13	7				
								85 N	Weber St.	5	10	199 N	Penn	8	0				
												200 H	Indiana St.	9	0				
												232 N	Valparaiso	6	1				
												233 N	Seattle	9	1				
												246 H	IUPUI	8	0				
												246 H	IUPUI	5	4				
				LAST 10 GAMES															
				75 A	Penn St.	9	0	182 H	Iowa	5	1								
				75 A	Penn St.	1	4	182 H	Iowa	5	1								
				75 A	Penn St.	2	1	77 A	Wisconsin	1	0								
				200 H	Indiana St.	9	0	77 A	Wisconsin	1	4								
				182 H	Iowa	8	0	77 A	Wisconsin	4	3								

Non-Div. I Games:

Illinois







RPI	S	Opponent	Score	
270	H	Santa Clara	9	1
270	H	Santa Clara	4	3
270	H	Santa Clara	15	4

BYU

B  
Y  
U

B  
Y  
U



Average RPI Win: 153		WON-LOST	WINNING	LAST 10	STRENGTH OF		OPP. STRENGTH	TEAM	ADJ	CONF.	ADJ CONF.
Average RPI Loss: 58		RECORD	PCT. RANK	GAMES	SCHEDULE		OF SCHEDULE	RPI	RPI	RPI	RPI
DIV. I ONLY		33-19-0	.63462	66	9-1-0		85	60	55	.5677	50
DIV. I NON-CONF.		15-13-0	.53571	121	1-0-0		44	7	62	.56448	55
TOTALS		RPI 1-25	RPI 26-50		W-L RECORDS		RPI 51-100		RPI 101-150		RPI 150+
33-19-0		0-7-0	5-4-0		OVERALL		2-3-0		9-3-0		17-2-0
12-4-0		0-0-0	1-1-0		HOME		1-2-0		1-1-0		9-0-0
14-11-0		0-5-0	4-3-0		AWAY		0-0-0		5-1-0		5-2-0
7-4-0		0-2-0	0-0-0		NEUTRAL		1-1-0		3-1-0		3-0-0
15-13-0		0-7-0	5-4-0		NON-CONFERENCE		1-1-0		3-1-0		6-0-0
4-1-0		0-0-0	1-1-0		HOME		0-0-0		0-0-0		3-0-0
4-8-0		0-5-0	4-0-		AWAY		0-0-0		0-0-0		0-0-0
7-4-0		0-2-0	0-0-0		NEUTRAL		1-1-0		3-1-0		3-0-0
18-6-0		0-0-0	0-0-0		CONFERENCE		1-2-0		6-2-0		11-2-0
8-3-0		0-0-0	0-0-0		HOME		1-2-0		1-1-0		6-0-0
10-3-0		0-0-0	0-0-0		AWAY		0-0-0		5-1-0		5-2-0
0-0-0		0-0-0	0-0-0		NEUTRAL		0-0-0		0-0-0		0-0-0
RPI	S	Opponent	Score	RPI	S	Opponent	Score	RPI	S	Opponent	Score
4	A	Oklahoma	1 10	32	A	Nebraska	5 10	55	N	CSUN	3 9
10	A	Missouri	0 11	32	A	Nebraska	2 1	69	N	San Jose St.	13 2
10	A	Missouri	2 9	32	A	Nebraska	4 6	74	H	UNI	3 2
14	N	UCLA	5 6	34	A	Oklahoma St.	3 4	74	H	UNI	4 7
17	A	Texas A&M	3 4	34	H	Oklahoma St.	2 8	74	H	UNI	7 11
17	A	Texas A&M	1 9	41	A	Tulsa	7 5				
25	N	Oregon St.	3 4	41	H	Tulsa	11 3				
				43	A	South Ala.	3 0				
				47	A	Kansas	6 1				
				LAST 10 GAMES							
				111	H	Southern Ill.	5 4	41	A	Tulsa	7 5
				111	H	Southern Ill.	3 11	123	A	Drake	7 4
				192	H	Missouri St.	5 4	123	A	Drake	9 1
				200	A	Indiana St.	3 2	123	A	Drake	9 0
				200	A	Indiana St.	7 2	125	N	Hawaii	2 6
				201	H	Bradley	11 10	136	N	Dartmouth	6 1
				201	H	Bradley	8 7	155	A	Evansville	2 1
				214	H	Western Ill.	9 4	155	A	Evansville	2 3
				215	H	Loyola Chicago	7 2	155	A	Evansville	4 5
				215	H	Loyola Chicago	5 0	192	A	Missouri St.	17 6
				215	H	Loyola Chicago	8 0	192	A	Missouri St.	3 2
				220	N	Boise St.	6 5	192	H	Missouri St.	5 4
								200	A	Indiana St.	3 2
								200	A	Indiana St.	7 2
								201	H	Bradley	11 10
								201	H	Bradley	8 7
								214	H	Western Ill.	9 4
								215	H	Loyola Chicago	7 2
								215	H	Loyola Chicago	5 0
								215	H	Loyola Chicago	8 0
								220	N	Boise St.	6 5

Non-Div. I Games:

Wichita St.



RPI	S	Opponent	Score	
240	N	Bowling Green	11	3
240	N	Bowling Green	9	4
264	H	Northern Colo.	10	1
264	H	Northern Colo.	8	0

Wichita St.

W  
i  
c  
h  
i  
t  
a  
s  
t  
.

W  
i  
c  
h  
i  
t  
a  
s  
t  
.



Average RPI Win:		168	WON-LOST		WINNING		LAST 10		STRENGTH OF		OPP. STRENGTH		TEAM		ADJ		CONF.		ADJ CONF.				
Average RPI Loss:		66	RECORD		PCT. RANK		GAMES		SCHEDULE		OF SCHEDULE		RPI		RPI		RPI		RPI				
DIV. I ONLY			35-13-0		.72917		24		10-0-0		183		83		58		.56406		51				
DIV. I NON-CONF.			18-13-0		.58065		93		0-0-0		82		6		59		.56512		53				
TOTALS		RPI 1-25		RPI 26-50		W-L RECORDS		RPI 51-100		RPI 101-150		RPI 150+											
35-13-0		1-3-0		3-5-0		OVERALL		4-2-0		5-2-0		22-1-0											
9-1-0		0-0-0		0-0-0		HOME		0-0-0		0-0-0		9-1-0											
13-5-0		1-1-0		0-2-0		AWAY		0-0-0		3-2-0		9-0-0											
13-7-0		0-2-0		3-3-0		NEUTRAL		4-2-0		2-0-0		4-0-0											
18-13-0		1-3-0		3-5-0		NON-CONFERENCE		4-2-0		5-2-0		5-1-0											
0-1-0		0-0-0		0-0-0		HOME		0-0-0		0-0-0		0-1-0											
5-5-0		1-1-0		0-0-		AWAY		0-0-0		3-2-0		1-0-0											
13-7-0		0-2-0		3-3-0		NEUTRAL		4-2-0		2-0-0		4-0-0											
17-0-0		0-0-0		0-0-0		CONFERENCE		0-0-0		0-0-0		17-0-0											
9-0-0		0-0-0		0-0-0		HOME		0-0-0		0-0-0		9-0-0											
8-0-0		0-0-0		0-0-0		AWAY		0-0-0		0-0-0		8-0-0											
0-0-0		0-0-0		0-0-0		NEUTRAL		0-0-0		0-0-0		0-0-0											
RPI	S	Opponent		Score		RPI	S	Opponent		Score		RPI	S	Opponent		Score							
3	A	Alabama		2	15	26	A	Texas		2	3	59	N	Kent St.		11	0	125	A	Hawaii		6	7
3	A	Alabama		2	1	35	N	North Carolina		0	9	59	N	Kent St.		3	6	125	A	Hawaii		4	1
13	N	Baylor		2	4	35	N	North Carolina		5	2	63	N	Arkansas		7	2	134	N	Binghamton		8	4
13	N	Baylor		5	8	36	N	Long Beach St.		1	2	63	N	Arkansas		4	8	138	A	Stanford		9	1
						36	N	Long Beach St.		1	8	73	N	DePaul		18	0	139	N	Massachusetts		4	2
						37	N	California		6	5	73	N	DePaul		3	2	145	A	Iowa St.		4	1
						37	N	California		4	2							145	A	Iowa St.		2	7
						46	A	Louisville		3	4							156	N	St. Mary's (CA)		8	0
																		156	N	St. Mary's (CA)		5	1
																		162	N	La.-Monroe		9	1
																		167	H	Omaha		4	0
																		167	H	Omaha		8	5
																		167	H	Omaha		9	1
																		183	A	Maryland		10	1
																		211	N	Cleveland St.		8	0
																		214	H	Western Ill.		10	2
																		214	H	Western Ill.		7	4
																		214	H	Western Ill.		7	1
																		241	A	South Dakota		3	0
																		241	A	South Dakota		8	2
																		246	A	IUPUI		14	2
																		246	A	IUPUI		9	1
																		246	A	IUPUI		8	3
																		248	A	South Dakota St.		7	2
																		248	A	South Dakota St.		8	2
																		248	A	South Dakota St.		10	1
																		262	H	North Dakota		1	4
LAST 10 GAMES																							
						167	H	Omaha		8	5	214	H	Western Ill.		7	4	246	A	IUPUI		8	3
						167	H	Omaha		4	0	214	H	Western Ill.		7	1	248	A	South Dakota St.		7	2
						167	H	Omaha		9	1	214	H	Western Ill.		10	2	248	A	South Dakota St.		8	2
						241	A	South Dakota		3	0	248	A	South Dakota St.		10	1	248	A	South Dakota St.		10	1
						241	A	South Dakota		8	2	248	A	South Dakota St.		8	2	262	H	North Dakota		1	4

Non-Div. I Games:

North Dakota St.



RPI	S	Opponent	Score	
280	H	IPFW	13	8
280	H	IPFW	8	0
280	H	IPFW	8	0

North Dakota St.

N  
o  
r  
t  
h  
D  
a  
k  
o  
t  
a  
S  
t  
.

N  
o  
r  
t  
h  
D  
a  
k  
o  
t  
a  
S  
t  
.



Average RPI Win:		129	WON-LOST RECORD		WINNING PCT. RANK		LAST 10 GAMES		STRENGTH OF SCHEDULE		OPP. STRENGTH OF SCHEDULE		TEAM RPI		ADJ RPI		CONF. RPI		ADJ CONF. RPI					
DIV. I ONLY			30-22-0		.57692		95		8-2-0		54		34		52		.56293		52		4		4	
DIV. I NON-CONF.			18-13-0		.58065		93		1-1-0		74		48		64		.55625		59		5		5	
TOTALS		RPI 1-25		RPI 26-50				W-L RECORDS				RPI 51-100				RPI 101-150				RPI 150+				
30-22-0		0-8-0		2-9-0				OVERALL				12-1-0				4-2-0				12-2-0				
6-7-0		0-3-0		1-2-0				HOME				2-1-0				0-0-0				3-1-0				
14-9-0		0-2-0		0-3-0				AWAY				7-0-0				1-2-0				6-1-0				
10-6-0		0-2-0		1-4-0				NEUTRAL				3-0-0				3-0-0				3-0-0				
18-13-0		0-5-0		1-4-0				NON-CONFERENCE				4-0-0				4-2-0				9-2-0				
3-1-0		0-0-0		0-0-0				HOME				0-0-0				0-0-0				3-1-0				
5-6-0		0-3-0		0-0-				AWAY				1-0-0				1-2-0				3-1-0				
10-6-0		0-2-0		1-4-0				NEUTRAL				3-0-0				3-0-0				3-0-0				
12-9-0		0-3-0		1-5-0				CONFERENCE				8-1-0				0-0-0				3-0-0				
3-6-0		0-3-0		1-2-0				HOME				2-1-0				0-0-0				0-0-0				
9-3-0		0-0-0		0-3-0				AWAY				6-0-0				0-0-0				3-0-0				
0-0-0		0-0-0		0-0-0				NEUTRAL				0-0-0				0-0-0				0-0-0				
RPI	S	Opponent		Score		RPI	S	Opponent		Score		RPI	S	Opponent		Score		RPI	S	Opponent		Score		
7	H	Florida St.		6	9	30	N	Utah		1	3	62	A	Georgia St.		1	0	104	N	Nevada		8	1	
7	H	Florida St.		0	2	35	H	North Carolina		2	6	65	N	Fordham		9	0	114	A	Harvard		1	2	
7	H	Florida St.		2	10	35	H	North Carolina		3	4	65	N	Fordham		5	4	119	N	St. John's (NY)		5	4	
8	A	Auburn		1	5	35	H	North Carolina		5	2	69	N	San Jose St.		4	3	124	A	Kennesaw St.		2	0	
8	A	Auburn		0	6	42	A	Virginia Tech		0	4	84	A	Syracuse		6	0	139	A	Massachusetts		2	4	
9	N	Oregon		0	4	42	A	Virginia Tech		3	11	84	A	Syracuse		5	0	145	N	Iowa St.		10	1	
18	N	Fresno St.		1	3	42	A	Virginia Tech		7	8	84	A	Syracuse		12	2	157	A	Boston U.		5	4	
19	A	Georgia		3	4	45	N	Northwestern		3	4	86	H	Pittsburgh		5	2	157	H	Boston U.		7	2	
						45	N	Northwestern		3	2	86	H	Pittsburgh		2	8	170	A	Georgia Tech		8	4	
						48	N	Illinois		1	9	86	H	Pittsburgh		7	3	170	A	Georgia Tech		4	1	
						48	N	Illinois		1	5	96	A	North Carolina St.		4	0	170	A	Georgia Tech		9	0	
												96	A	North Carolina St.		9	2	171	H	UConn		4	7	
												96	A	North Carolina St.		5	2	183	N	Maryland		9	1	
																		190	A	Mercer		8	3	
																		190	H	Mercer		9	1	
																		191	A	Providence		6	7	
																		200	N	Indiana St.		4	0	
																		214	N	Western Ill.		5	3	
																		258	H	Bryant		2	0	
																		265	A	UMass Lowell		8	0	
LAST 10 GAMES																								
						86	H	Pittsburgh		2	8	84	A	Syracuse		5	0							
						86	H	Pittsburgh		5	2	265	A	UMass Lowell		8	0							
						86	H	Pittsburgh		7	3	191	A	Providence		6	7							
						84	A	Syracuse		6	0	96	A	North Carolina St.		5	2							
						84	A	Syracuse		12	2	96	A	North Carolina St.		4	0							

Non-Div. I Games:

Boston College



Samford



RPI	S	Opponent	Score	
225	N	Belmont	10	1
266	H	Austin Peay	5	1
266	H	Austin Peay	7	0
269	H	Tennessee St.	8	0
282	N	Fairleigh Dickinson	10	3
284	H	Alabama A&M	13	2
284	H	Alabama A&M	11	0
287	N	Howard	11	4

Samford

S  
a  
m  
f  
o  
r  
d

S  
a  
m  
f  
o  
r  
d



Average RPI Win:		166	WON-LOST RECORD		WINNING PCT. RANK		LAST 10 GAMES		STRENGTH OF SCHEDULE		OPP. STRENGTH OF SCHEDULE		TEAM RPI		ADJ RPI		CONF. RPI		ADJ CONF. RPI					
DIV. I ONLY			35-15-0		.7		34		8-2-0		110		137		51		.56236		54		20		20	
DIV. I NON-CONF.			25-10-0		.71429		40		0-0-0		31		117		38		.59349		40		18		18	
TOTALS		RPI 1-25		RPI 26-50		W-L RECORDS		RPI 51-100		RPI 101-150		RPI 150+												
35-15-0		0-4-0		1-1-0		OVERALL		5-5-0		8-0-0		21-5-0												
13-6-0		0-0-0		1-0-0		HOME		2-3-0		3-0-0		7-3-0												
11-1-0		0-0-0		0-0-0		AWAY		1-0-0		2-0-0		8-1-0												
11-8-0		0-4-0		0-1-0		NEUTRAL		2-2-0		3-0-0		6-1-0												
25-10-0		0-4-0		1-1-0		NON-CONFERENCE		4-3-0		8-0-0		12-2-0												
11-2-0		0-0-0		1-0-0		HOME		1-1-0		3-0-0		6-1-0												
3-0-0		0-0-0		0-0-		AWAY		1-0-0		2-0-0		0-0-0												
11-8-0		0-4-0		0-1-0		NEUTRAL		2-2-0		3-0-0		6-1-0												
10-5-0		0-0-0		0-0-0		CONFERENCE		1-2-0		0-0-0		9-3-0												
2-4-0		0-0-0		0-0-0		HOME		1-2-0		0-0-0		1-2-0												
8-1-0		0-0-0		0-0-0		AWAY		0-0-0		0-0-0		8-1-0												
0-0-0		0-0-0		0-0-0		NEUTRAL		0-0-0		0-0-0		0-0-0												
RPI	S	Opponent		Score		RPI	S	Opponent		Score		RPI	S	Opponent		Score		RPI	S	Opponent		Score		
3	N	Alabama		0	9	44	H	Texas St.		10	0	55	A	CSUN		6	4	117	N	Colorado St.		3	1	
4	N	Oklahoma		1	7	49	N	BYU		0	4	60	H	New Mexico St.		6	5	118	A	Loyola Marymount		3	1	
17	N	Texas A&M		1	2							60	H	New Mexico St.		0	8	118	A	Loyola Marymount		12	5	
25	N	Oregon St.		4	9							60	H	New Mexico St.		1	9	118	H	Loyola Marymount		8	0	
												63	N	Arkansas		6	2	125	N	Hawaii		8	3	
												73	N	DePaul		3	1	133	N	Saint Joseph's		4	3	
												82	H	Northern Ill.		6	10	135	H	Saint Francis (PA)		4	0	
												82	H	Northern Ill.		11	3	135	H	Saint Francis (PA)		10	7	
												85	N	Weber St.		2	3	152	N	UTEP		5	12	
												86	N	Pittsburgh		3	11	157	N	Boston U.		10	3	
																		164	N	UNLV		8	0	
																		168	N	Utah St.		8	0	
																		178	H	UMKC		4	2	
																		178	H	UMKC		5	7	
																		178	H	UMKC		7	9	
																		185	H	Idaho St.		6	3	
																		185	H	Idaho St.		9	7	
																		185	H	Idaho St.		15	12	
																		186	N	Toledo		10	2	
																		186	N	Toledo		11	3	
																		189	H	Montana		3	4	
																		189	H	Montana		10	2	
																		207	N	San Diego		5	1	
																		233	A	Seattle		2	3	
																		233	A	Seattle		9	3	
																		233	A	Seattle		8	0	
																		242	A	CSU Bakersfield		6	4	
				LAST 10 GAMES																				
				242	A	CSU Bakersfield	6	4				252	A	Utah Valley	10	6								
				242	A	CSU Bakersfield	4	0				60	H	New Mexico St.	1	9								
				242	A	CSU Bakersfield	6	1				60	H	New Mexico St.	6	5								
				252	A	Utah Valley	10	6				60	H	New Mexico St.	0	8								
				252	A	Utah Valley	4	0				233	A	Seattle	9	3								

Non-Div. I Games:

Grand Canyon



RPI	S	Opponent	Score	
242	A	CSU Bakersfield	4	0
242	A	CSU Bakersfield	6	1
252	A	Utah Valley	10	6
252	A	Utah Valley	4	0
252	A	Utah Valley	10	6
254	H	UMBC	18	0
254	H	UMBC	9	0

Grand Canyon

G  
r  
a  
n  
d  
C  
a  
n  
y  
o  
n

G  
r  
a  
n  
d  
C  
a  
n  
y  
o  
n



C  
S  
U  
N

CSUN



RPI	S	Opponent	Score	
249	N	Portland St.	16	12

CSUN

C  
S  
U  
N

C  
S  
U  
N



[illegible]

**Non-Div. I Games:**

Col. of Charleston



RPI	S	Opponent	Score	
237	H	Drexel	8	0
237	H	Drexel	10	1
247	H	Central Conn. St.	7	0
251	H	Detroit	2	5
265	H	UMass Lowell	10	0
280	N	IPFW	11	2

Col. of Charleston

C  
o  
l  
.  
o  
f  
C  
h  
a  
r  
l  
e  
s  
t  
o  
n

C  
o  
l  
.  
o  
f  
C  
h  
a  
r  
l  
e  
s  
t  
o  
n



Average RPI Win:		166	WON-LOST RECORD		WINNING PCT. RANK		LAST 10 GAMES		STRENGTH OF SCHEDULE		OPP. STRENGTH OF SCHEDULE		TEAM RPI		ADJ RPI		CONF. RPI		ADJ CONF. RPI				
DIV. I ONLY			39-13-0		.75	21		8-2-0		181		123		54		.55692		57		10		11	
DIV. I NON-CONF.			28-7-0		.8	21		2-1-0		211		178		56		.56002		58		12		12	
TOTALS		RPI 1-25		RPI 26-50				W-L RECORDS				RPI 51-100				RPI 101-150				RPI 150+			
39-13-0		0-2-0		1-2-0				OVERALL				5-3-0				16-6-0				17-0-0			
26-5-0		0-1-0		1-1-0				HOME				3-1-0				10-2-0				12-0-0			
7-8-0		0-1-0		0-1-0				AWAY				1-2-0				4-4-0				2-0-0			
6-0-0		0-0-0		0-0-0				NEUTRAL				1-0-0				2-0-0				3-0-0			
28-7-0		0-2-0		1-2-0				NON-CONFERENCE				2-3-0				8-0-0				17-0-0			
19-3-0		0-1-0		1-1-0				HOME				0-1-0				6-0-0				12-0-0			
3-4-0		0-1-0		0-0-				AWAY				1-2-0				0-0-0				2-0-0			
6-0-0		0-0-0		0-0-0				NEUTRAL				1-0-0				2-0-0				3-0-0			
11-6-0		0-0-0		0-0-0				CONFERENCE				3-0-0				8-6-0				0-0-0			
7-2-0		0-0-0		0-0-0				HOME				3-0-0				4-2-0				0-0-0			
4-4-0		0-0-0		0-0-0				AWAY				0-0-0				4-4-0				0-0-0			
0-0-0		0-0-0		0-0-0				NEUTRAL				0-0-0				0-0-0				0-0-0			
RPI	S	Opponent		Score		RPI	S	Opponent		Score		RPI	S	Opponent		Score		RPI	S	Opponent		Score	
20	A	South Fla.		6	8	35	A	North Carolina		2	4	59	H	Kent St.		1	2	101	H	FGCU		5	4
24	H	South Carolina		0	1	40	H	Ohio St.		2	0	60	N	New Mexico St.		3	2	101	H	FGCU		2	10
						42	H	Virginia Tech		0	6	88	A	Western Caro.		3	0	101	H	FGCU		0	3
												88	A	Western Caro.		11	12	112	H	Furman		10	7
												96	A	North Carolina St.		0	8	112	H	Furman		5	3
												98	H	Jacksonville		15	7	113	A	Lipscomb		3	2
												98	H	Jacksonville		6	4	113	A	Lipscomb		3	6
												98	H	Jacksonville		3	0	113	A	Lipscomb		6	3
																		115	N	Army West Point		3	2
																		120	H	Elon		9	6
																		122	A	Stetson		4	5
																		122	A	Stetson		2	10
																		124	H	Kennesaw St.		4	1
																		124	H	Kennesaw St.		1	0
																		124	H	Kennesaw St.		2	1
																		141	H	Virginia		11	1
																		144	H	ETSU		3	0
																		144	H	ETSU		3	2
																		147	A	North Florida		3	4
																		147	A	North Florida		7	0
																		147	A	North Florida		2	1
																		149	N	Central Mich.		1	0
																		153	H	Akron		7	1
																		159	H	SIUE		10	8
																		172	H	Presbyterian		4	0
																		206	N	Green Bay		8	3
																		206	N	Green Bay		10	0
LAST 10 GAMES																							
						147	A	North Florida		3	4	124	H	Kennesaw St.		2	1	153	H	Akron		7	1
						147	A	North Florida		7	0	289	H	South Carolina St.		14	0	159	H	SIUE		10	8
						147	A	North Florida		2	1	289	H	South Carolina St.		10	0	172	H	Presbyterian		4	0
						124	H	Kennesaw St.		1	0	24	H	South Carolina		0	1	206	N	Green Bay		8	3
						124	H	Kennesaw St.		4	1	98	H	Jacksonville		3	0	206	N	Green Bay		10	0

Non-Div. I Games:

USC Upstate



RPI	S	Opponent	Score	
208	H	Morehead St.	10	2
219	H	Savannah St.	14	4
232	H	Valparaiso	12	4
234	A	Gardner-Webb	6	3
234	A	Gardner-Webb	10	0
236	H	La Salle	8	0
265	N	UMass Lowell	9	0
271	H	Oakland	14	2
285	H	N.C. Central	14	0
285	H	N.C. Central	4	0
289	H	South Carolina St.	10	0
289	H	South Carolina St.	14	0

USC Upstate

U  
S  
C  
U  
P  
S  
t  
a  
t  
e

U  
S  
C  
U  
P  
S  
t  
a  
t  
e



Average RPI Win:		130	WON-LOST RECORD		WINNING PCT. RANK	LAST 10 GAMES		STRENGTH OF SCHEDULE		OPP. STRENGTH OF SCHEDULE	TEAM RPI	ADJ RPI	CONF. RPI	ADJ CONF. RPI			
Average RPI Loss:		85															
DIV. I ONLY			28-21-0		.57143	99	6-4-0		53	87	61	.55649	58	11	10		
DIV. I NON-CONF.			18-10-0		.64286	67	0-0-0		76	62	52	.57079	50	11	10		
TOTALS		RPI 1-25		RPI 26-50		W-L RECORDS		RPI 51-100		RPI 101-150		RPI 150+					
28-21-0		1-5-0		3-3-0		OVERALL		5-3-0		9-6-0		10-4-0					
12-8-0		1-1-0		1-1-0		HOME		1-0-0		4-4-0		5-2-0					
5-8-0		0-3-0		0-1-0		AWAY		2-1-0		2-1-0		1-2-0					
11-5-0		0-1-0		2-1-0		NEUTRAL		2-2-0		3-1-0		4-0-0					
18-10-0		1-2-0		3-3-0		NON-CONFERENCE		3-2-0		4-2-0		7-1-0					
7-4-0		1-1-0		1-1-0		HOME		1-0-0		1-1-0		3-1-0					
0-1-0		0-0-0		0-0-		AWAY		0-0-0		0-0-0		0-0-0					
11-5-0		0-1-0		2-1-0		NEUTRAL		2-2-0		3-1-0		4-0-0					
10-11-0		0-3-0		0-0-0		CONFERENCE		2-1-0		5-4-0		3-3-0					
5-4-0		0-0-0		0-0-0		HOME		0-0-0		3-3-0		2-1-0					
5-7-0		0-3-0		0-0-0		AWAY		2-1-0		2-1-0		1-2-0					
0-0-0		0-0-0		0-0-0		NEUTRAL		0-0-0		0-0-0		0-0-0					
RPI	S	Opponent		Score		RPI	S	Opponent		Score		RPI	S	Opponent		Score	
6	N	Washington		0	8	28	A	Cal St. Fullerton		4	8	55	N	CSUN		4	5
16	H	Kentucky		1	5	32	N	Nebraska		1	3	69	A	San Jose St.		9	6
17	H	Texas A&M		10	5	34	N	Oklahoma St.		14	12	69	A	San Jose St.		11	7
18	A	Fresno St.		5	8	37	H	California		2	1	69	A	San Jose St.		2	9
18	A	Fresno St.		2	9	40	H	Ohio St.		3	4	72	H	Texas Tech		13	3
18	A	Fresno St.		3	6	49	N	BYU		3	2	85	N	Weber St.		2	1
												85	N	Weber St.		4	5
												95	N	Cal Poly		5	1
														</			

Non-Div. I Games:

San Diego St.



RPI	S	Opponent	Score	
241	H	South Dakota	2	1
242	N	CSU Bakersfield	2	1

San Diego St.

S  
a  
n  
D  
i  
e  
g  
o  
s  
t  
.

S  
a  
n  
D  
i  
e  
g  
o  
s  
t  
.



Average RPI Win:		162	WON-LOST RECORD		WINNING PCT. RANK		LAST 10 GAMES		STRENGTH OF SCHEDULE		OPP. STRENGTH OF SCHEDULE		TEAM RPI		ADJ RPI		CONF. RPI		ADJ CONF. RPI			
Average RPI Loss:		97																				
DIV. I ONLY			35-20-0		.63636 63		7-3-0		83		146		63		.55595 59		16		16			
DIV. I NON-CONF.			19-13-0		.59375 86		2-2-0		68		130		67		.55486 63		16		16			
TOTALS		RPI 1-25		RPI 26-50		W-L RECORDS		RPI 51-100		RPI 101-150		RPI 150+										
35-20-0		0-3-0		3-3-0		OVERALL		5-6-0		8-3-0		19-5-0										
11-5-0		0-0-0		0-0-0		HOME		1-2-0		3-0-0		7-3-0										
10-13-0		0-2-0		2-3-0		AWAY		3-3-0		2-3-0		3-2-0										
14-2-0		0-1-0		1-0-0		NEUTRAL		1-1-0		3-0-0		9-0-0										
19-13-0		0-3-0		3-3-0		NON-CONFERENCE		2-3-0		4-1-0		10-3-0										
1-3-0		0-0-0		0-0-0		HOME		0-2-0		0-0-0		1-1-0										
4-8-0		0-2-0		2-0-		AWAY		1-0-0		1-1-0		0-2-0										
14-2-0		0-1-0		1-0-0		NEUTRAL		1-1-0		3-0-0		9-0-0										
16-7-0		0-0-0		0-0-0		CONFERENCE		3-3-0		4-2-0		9-2-0										
10-2-0		0-0-0		0-0-0		HOME		1-0-0		3-0-0		6-2-0										
6-5-0		0-0-0		0-0-0		AWAY		2-3-0		1-2-0		3-0-0										
0-0-0		0-0-0		0-0-0		NEUTRAL		0-0-0		0-0-0		0-0-0										
RPI	S	Opponent		Score		RPI	S	Opponent		Score		RPI	S	Opponent		Score						
6	A	Washington		0	11	31	A	UCF		2	4	51	N	North Dakota St.		0	11	101	A	FGCU	8	1
6	A	Washington		1	8	40	A	Ohio St.		3	4	51	N	North Dakota St.		6	3	105	N	Michigan St.	7	2
20	N	South Fla.		3	4	40	A	Ohio St.		6	3	57	A	USC Upstate		2	1	112	A	Furman	1	6
						45	N	Northwestern		3	2	82	A	Northern Ill.		1	4	127	A	Miami (OH)	5	7
						46	A	Louisville		13	9	82	A	Northern Ill.		7	5	127	A	Miami (OH)	5	10
						46	A	Louisville		3	6	82	A	Northern Ill.		4	3	127	A	Miami (OH)	9	6
												86	H	Pittsburgh		2	3	132	N	LIU Brooklyn	6	3
												86	H	Pittsburgh		0	1	143	N	Memphis	4	3
												91	A	Ohio		2	4	149	H	Central Mich.	9	0
												91	A	Ohio		1	4	149	H	Central Mich.	7	3
												91	H	Ohio		5	4	149	H	Central Mich.	4	0
																		153	H	Akron	8	3
																		153	H	Akron	6	3
																		153	H	Akron	0	3
																		160	N	Ill.-Chicago	10	0
																		161	N	Maine	6	3
																		169	H	Youngstown St.	6	7
																		169	H	Youngstown St.	3	2
																		189	N	Montana	2	0
																		197	A	Robert Morris	11	14
																		197	A	Robert Morris	2	3
																		204	N	Middle Tenn.	4	3
																		211	N	Cleveland St.	4	0
																		216	H	Eastern Mich.	0	6
																		216	H	Eastern Mich.	3	1
																		223	H	Buffalo	4	1
																		223	H	Buffalo	8	0



RPI	S	Opponent	Score	
223	H	Buffalo	3	2
240	A	Bowling Green	9	0
240	A	Bowling Green	2	1
240	A	Bowling Green	8	0
271	N	Oakland	10	1
276	N	Hartford	6	2
285	N	N.C. Central	6	1
285	N	N.C. Central	3	0

Kent St.

K  
e  
n  
t  
S  
t  
.

K  
e  
n  
t  
S  
t  
.



Average RPI Win:		185	WON-LOST RECORD		WINNING PCT. RANK		LAST 10 GAMES		STRENGTH OF SCHEDULE		OPP. STRENGTH OF SCHEDULE		TEAM RPI		ADJ RPI		CONF. RPI		ADJ CONF. RPI				
DIV. I ONLY			36-19-0		.65455 50		9-1-0		97		88		56		.55505 60		20		20				
DIV. I NON-CONF.			22-18-0		.55 108		2-0-0		41		45		65		.55086 68		18		18				
TOTALS		RPI 1-25		RPI 26-50		W-L RECORDS		RPI 51-100		RPI 101-150		RPI 150+											
36-19-0		0-11-0		2-4-0		OVERALL		2-3-0		4-0-0		28-1-0											
18-5-0		0-5-0		0-0-0		HOME		0-0-0		1-0-0		17-0-0											
10-6-0		0-3-0		0-2-0		AWAY		2-1-0		1-0-0		7-0-0											
8-8-0		0-3-0		2-2-0		NEUTRAL		0-2-0		2-0-0		4-1-0											
22-18-0		0-11-0		2-4-0		NON-CONFERENCE		0-2-0		4-0-0		16-1-0											
12-5-0		0-5-0		0-0-0		HOME		0-0-0		1-0-0		11-0-0											
2-5-0		0-3-0		0-0-		AWAY		0-0-0		1-0-0		1-0-0											
8-8-0		0-3-0		2-2-0		NEUTRAL		0-2-0		2-0-0		4-1-0											
14-1-0		0-0-0		0-0-0		CONFERENCE		2-1-0		0-0-0		12-0-0											
6-0-0		0-0-0		0-0-0		HOME		0-0-0		0-0-0		6-0-0											
8-1-0		0-0-0		0-0-0		AWAY		2-1-0		0-0-0		6-0-0											
0-0-0		0-0-0		0-0-0		NEUTRAL		0-0-0		0-0-0		0-0-0											
RPI	S	Opponent		Score		RPI	S	Opponent		Score		RPI	S	Opponent		Score		RPI	S	Opponent		Score	
4	H	Oklahoma		1	11	28	N	Cal St. Fullerton		5	4	54	A	Grand Canyon		8	0	123	N	Drake		3	1
4	H	Oklahoma		0	8	30	N	Utah		4	10	54	A	Grand Canyon		5	6	128	A	New Mexico		3	2
9	N	Oregon		0	8	31	A	UCF		1	2	54	A	Grand Canyon		9	1	128	H	New Mexico		11	3
10	H	Missouri		1	5	31	A	UCF		0	3	57	N	USC Upstate		2	3	142	N	East Carolina		7	3
10	H	Missouri		6	9	45	N	Northwestern		4	12	83	N	Purdue		0	3	152	A	UTEP		12	0
10	H	Missouri		3	14	49	N	BYU		2	1							152	H	UTEP		4	1
20	A	South Fla.		4	5													152	H	UTEP		12	4
21	A	Arizona		2	10													156	N	St. Mary's (CA)		12	4
21	A	Arizona		1	6													161	N	Maine		7	5
23	N	Fla. Atlantic		3	5													176	H	Creighton		9	0
25	N	Oregon St.		2	10													178	A	UMKC		11	8
																		178	A	UMKC		7	2
																		178	A	UMKC		5	4
																		184	H	Western Mich.		15	5
																		184	H	Western Mich.		8	0
																		218	H	Campbell		10	1
																		220	N	Boise St.		1	2
																		222	N	Southern Utah		13	3
																		233	H	Seattle		2	0
																		233	H	Seattle		12	0
																		233	H	Seattle		5	0
						LAST 10 GAMES												235	H	Incarnate Word		11	1
																		235	H	Incarnate Word		8	0
																		235	H	Incarnate Word		13	3
																		242	H	CSU Bakersfield		4	2
																		242	H	CSU Bakersfield		12	1
																		242	H	CSU Bakersfield		6	5
																		152	A	UTEP		12	0
																		54	A	Grand Canyon		9	1
																		54	A	Grand Canyon		5	6
																		242	H	CSU Bakersfield		6	5



RPI	S	Opponent	Score	
251	N	Detroit	10	0
252	A	Utah Valley	4	2
252	A	Utah Valley	9	0
252	A	Utah Valley	11	1
257	H	Mt. St. Mary's	9	4
257	H	Mt. St. Mary's	10	0

New Mexico St.

N  
e  
w  
M  
e  
x  
i  
c  
o  
S  
t  
.

N  
e  
w  
M  
e  
x  
i  
c  
o  
S  
t  
.



Average RPI Win: 190		WON-LOST	WINNING	LAST 10	STRENGTH OF		OPP. STRENGTH	TEAM	ADJ		CONF.	ADJ CONF.											
Average RPI Loss: 66		RECORD	PCT. RANK	GAMES	SCHEDULE		OF SCHEDULE	RPI	RPI		RPI	RPI											
DIV. I ONLY		37-14-0	.72549	26	10-0-0		142	166	57	.55361	61	23	22										
DIV. I NON-CONF.		11-14-0	.44	184	0-0-0		34	84	103	.52191	102	21	21										
<hr/>																							
TOTALS		RPI 1-25		RPI 26-50		W-L RECORDS		RPI 51-100		RPI 101-150		RPI 150+											
37-14-0		0-4-0		0-1-0		OVERALL		5-7-0		2-1-0		30-1-0											
16-3-0		0-1-0		0-0-0		HOME		1-2-0		1-0-0		14-0-0											
15-4-0		0-0-0		0-1-0		AWAY		2-3-0		0-0-0		13-0-0											
6-7-0		0-3-0		0-0-0		NEUTRAL		2-2-0		1-1-0		3-1-0											
<hr/>																							
11-14-0		0-4-0		0-1-0		NON-CONFERENCE		3-7-0		2-1-0		6-1-0											
3-3-0		0-1-0		0-0-0		HOME		1-2-0		1-0-0		1-0-0											
2-4-0		0-0-0		0-0-		AWAY		0-3-0		0-0-0		2-0-0											
6-7-0		0-3-0		0-0-0		NEUTRAL		2-2-0		1-1-0		3-1-0											
<hr/>																							
26-0-0		0-0-0		0-0-0		CONFERENCE		2-0-0		0-0-0		24-0-0											
13-0-0		0-0-0		0-0-0		HOME		0-0-0		0-0-0		13-0-0											
13-0-0		0-0-0		0-0-0		AWAY		2-0-0		0-0-0		11-0-0											
0-0-0		0-0-0		0-0-0		NEUTRAL		0-0-0		0-0-0		0-0-0											
<hr/>																							
RPI	S	Opponent		Score		RPI	S	Opponent		Score		RPI	S	Opponent		Score							
1	N	Florida		0	10	46	A	Louisville		3	6	53	A	Samford		4	7						
3	H	Alabama		3	10							53	H	Samford		8	4						
10	N	Missouri		0	8							53	H	Samford		3	4						
19	N	Georgia		0	9							56	N	Col. of Charleston		6	4						
												56	N	Col. of Charleston		6	7						
												68	A	UAB		3	6						
												68	H	UAB		0	3						
												88	N	Western Caro.		7	6						
												92	A	Louisiana Tech		0	4						
												97	A	Eastern Ky.		13	2						
												97	A	Eastern Ky.		3	0						
												100	N	Lamar		2	9						
<hr/>																							
LAST 10 GAMES																							
225 H Belmont						2	1	205 A Murray St.						3	1	225 H Belmont						1	0
225 H Belmont						1	0	205 A Murray St.						6	4	231 A Southeast Mo. St.						9	2
225 H Belmont						6	1	266 A Austin Peay						4	1	231 A Southeast Mo. St.						6	5
97 A Eastern Ky.						13	2	266 A Austin Peay						5	1	237 N Drexel						9	10
97 A Eastern Ky.						3	0	208 H Morehead St.						8	0	253 A Alabama St.						12	3

Non-Div. I Games:

Jacksonville St.



RPI	S	Opponent	Score	
266	A	Austin Peay	5	1
266	A	Austin Peay	4	1
269	A	Tennessee St.	11	0
269	A	Tennessee St.	11	3
269	A	Tennessee St.	10	2
284	H	Alabama A&M	4	2
294	N	Grambling	11	3

Jacksonville St.

J  
a  
c  
k  
s  
o  
n  
v  
i  
l  
l  
e  
s  
t  
.

J  
a  
c  
k  
s  
o  
n  
v  
i  
l  
l  
e  
s  
t  
.



Average RPI Win: 146		WON-LOST	WINNING	LAST 10	STRENGTH OF		OPP. STRENGTH	TEAM	ADJ		CONF.	ADJ CONF.
Average RPI Loss: 55		RECORD	PCT. RANK	GAMES	SCHEDULE		OF SCHEDULE	RPI	RPI		RPI	RPI
DIV. I ONLY		30-26-0	.53571	120	6-4-0		43	61	60		.55012	62
DIV. I NON-CONF.		17-15-0	.53125	124	0-1-0		29	71	66		.54726	72
TOTALS		RPI 1-25	RPI 26-50		W-L RECORDS		RPI 51-100		RPI 101-150		RPI 150+	
30-26-0		0-9-0	2-6-0		OVERALL		8-7-0		7-2-0		13-2-0	
15-9-0		0-5-0	2-1-0		HOME		6-3-0		3-0-0		4-0-0	
10-10-0		0-3-0	0-3-0		AWAY		2-1-0		3-1-0		5-2-0	
5-7-0		0-1-0	0-2-0		NEUTRAL		0-3-0		1-1-0		4-0-0	
17-15-0		0-6-0	0-2-0		NON-CONFERENCE		2-4-0		7-2-0		8-1-0	
9-3-0		0-2-0	0-0-0		HOME		2-1-0		3-0-0		4-0-0	
3-5-0		0-3-0	0-0-		AWAY		0-0-0		3-1-0		0-1-0	
5-7-0		0-1-0	0-2-0		NEUTRAL		0-3-0		1-1-0		4-0-0	
13-11-0		0-3-0	2-4-0		CONFERENCE		6-3-0		0-0-0		5-1-0	
6-6-0		0-3-0	2-1-0		HOME		4-2-0		0-0-0		0-0-0	
7-5-0		0-0-0	0-3-0		AWAY		2-1-0		0-0-0		5-1-0	
0-0-0		0-0-0	0-0-0		NEUTRAL		0-0-0		0-0-0		0-0-0	
RPI S	Opponent	Score	RPI S	Opponent	Score	RPI S	Opponent	Score	RPI S	Opponent	Score	
3 H	Alabama	0 9	29 N	Notre Dame	4 10	52 H	Boston College	0 1	109 N	Villanova	2 15	
8 A	Auburn	0 9	30 N	Utah	0 9	71 A	Troy	6 1	109 N	Villanova	15 2	
8 A	Auburn	0 7	43 A	South Ala.	0 7	71 A	Troy	6 2	112 A	Furman	4 10	
8 H	Auburn	4 8	43 A	South Ala.	2 5	71 A	Troy	2 5	112 A	Furman	4 0	
9 N	Oregon	0 11	43 A	South Ala.	0 5	76 N	Indiana	0 3	119 H	St. John's (NY)	8 7	
12 H	La.-Lafayette	5 6	44 H	Texas St.	1 4	76 N	Indiana	1 4	124 A	Kennesaw St.	13 0	
12 H	La.-Lafayette	1 4	44 H	Texas St.	2 0	81 H	UT Arlington	4 2	124 H	Kennesaw St.	2 1	
12 H	La.-Lafayette	0 12	44 H	Texas St.	4 1	81 H	UT Arlington	6 8	127 H	Miami (OH)	3 0	
19 A	Georgia	0 8				81 H	UT Arlington	7 2	140 A	Chattanooga	11 0	
						88 H	Western Caro.	11 4	162 A	La.-Monroe	0 2	
						88 H	Western Caro.	10 5	162 A	La.-Monroe	7 3	
						95 N	Cal Poly	4 5	162 A	La.-Monroe	6 2	
						99 H	Ga. Southern	8 0	170 A	Georgia Tech	3 4	
						99 H	Ga. Southern	3 4	170 H	Georgia Tech	3 2	
						99 H	Ga. Southern	4 2	183 H	Maryland	4 3	
									190 H	Mercer	8 2	
									216 N	Eastern Mich.	11 0	
									216 N	Eastern Mich.	5 0	
									230 N	Seton Hall	10 7	
									238 A	Appalachian St.	9 3	
									238 A	Appalachian St.	11 9	
									238 A	Appalachian St.	15 0	
									253 H	Alabama St.	6 0	
									258 N	Bryant	14 9	
			LAST 10 GAMES									
			99 H	Ga. Southern	4 2	162 A	La.-Monroe	0 2				
			99 H	Ga. Southern	3 4	81 H	UT Arlington	4 2				
			99 H	Ga. Southern	8 0	81 H	UT Arlington	6 8				
			162 A	La.-Monroe	6 2	81 H	UT Arlington	7 2				
			162 A	La.-Monroe	7 3	19 A	Georgia	0 8				

Non-Div. I Games:

Georgia St.



Average RPI Win:		132	WON-LOST RECORD		WINNING PCT. RANK		LAST 10 GAMES		STRENGTH OF SCHEDULE		OPP. STRENGTH OF SCHEDULE		TEAM RPI		ADJ RPI		CONF. RPI		ADJ CONF. RPI				
DIV. I ONLY			17-39-0		.30357	249	0-10-0		2		29		68		.54816		63	1		1			
DIV. I NON-CONF.			16-16-0		.5	149	0-1-0		20		128		68		.5523		66	1		1			
TOTALS		RPI 1-25		RPI 26-50			W-L RECORDS			RPI 51-100			RPI 101-150			RPI 150+							
17-39-0		1-21-0		2-10-0			OVERALL			2-3-0			7-2-0			5-3-0							
7-18-0		1-12-0		0-2-0			HOME			1-1-0			3-1-0			2-2-0							
3-16-0		0-9-0		1-7-0			AWAY			0-0-0			0-0-0			2-0-0							
7-5-0		0-0-0		1-1-0			NEUTRAL			1-2-0			4-1-0			1-1-0							
16-16-0		0-1-0		2-7-0			NON-CONFERENCE			2-3-0			7-2-0			5-3-0							
6-7-0		0-1-0		0-2-0			HOME			1-1-0			3-1-0			2-2-0							
3-4-0		0-0-0		1-0-			AWAY			0-0-0			0-0-0			2-0-0							
7-5-0		0-0-0		1-1-0			NEUTRAL			1-2-0			4-1-0			1-1-0							
1-23-0		1-20-0		0-3-0			CONFERENCE			0-0-0			0-0-0			0-0-0							
1-11-0		1-11-0		0-0-0			HOME			0-0-0			0-0-0			0-0-0							
0-12-0		0-9-0		0-3-0			AWAY			0-0-0			0-0-0			0-0-0							
0-0-0		0-0-0		0-0-0			NEUTRAL			0-0-0			0-0-0			0-0-0							
RPI	S	Opponent		Score		RPI	S	Opponent		Score		RPI	S	Opponent		Score		RPI	S	Opponent		Score	
1	A	Florida		0	8	26	A	Texas		1	4	51	N	North Dakota St.		8	4	115	N	Army West Point		4	5
1	A	Florida		0	5	26	A	Texas		5	6	51	N	North Dakota St.		2	7	123	H	Drake		13	4
1	A	Florida		0	9	27	A	Ole Miss		5	6	54	N	Grand Canyon		2	6	123	H	Drake		2	9
4	H	Oklahoma		1	3	27	A	Ole Miss		2	7	74	H	UNI		4	3	128	N	New Mexico		2	1
8	H	Auburn		0	21	27	A	Ole Miss		7	10	74	H	UNI		6	8	128	N	New Mexico		4	3
8	H	Auburn		0	23	28	A	Cal St. Fullerton		1	8							131	H	Wright St.		6	2
8	H	Auburn		0	10	32	N	Nebraska		11	10							131	H	Wright St.		1	0
11	A	Tennessee		2	10	34	A	Oklahoma St.		1	4							134	N	Binghamton		12	5
11	A	Tennessee		4	18	34	H	Oklahoma St.		7	10							149	N	Central Mich.		12	4
11	A	Tennessee		1	3	35	N	North Carolina		0	5							164	N	UNLV		4	11
15	H	LSU		1	9	41	A	Tulsa		4	1							178	H	UMKC		4	9
15	H	LSU		4	5	41	H	Tulsa		3	4							178	H	UMKC		7	6
15	H	LSU		6	10													192	H	Missouri St.		1	11
16	H	Kentucky		4	12													223	H	Buffalo		15	14
16	H	Kentucky		0	9													227	N	George Washington		8	0
16	H	Kentucky		1	7													231	A	Southeast Mo. St.		7	4
17	A	Texas A&M		1	9													231	A	Southeast Mo. St.		4	3
17	A	Texas A&M		3	11																		
17	A	Texas A&M		1	9																		
24	H	South Carolina		10	5			LAST 10 GAMES															
24	H	South Carolina		5	7																		
24	H	South Carolina		0	14																		

Non-Div. I Games:

Arkansas







RPI	S	Opponent	Score	
218	H	Campbell	7	2
218	H	Campbell	10	4
218	H	Campbell	6	1
234	A	Gardner-Webb	3	1
234	A	Gardner-Webb	3	1
234	A	Gardner-Webb	9	0
276	H	Hartford	7	4
276	H	Hartford	10	0
276	H	Hartford	10	2

L  
o  
n  
g  
w  
o  
o  
d

L  
o  
n  
g  
w  
o  
o  
d

Longwood



Fordham

Average RPI Win: 186		WON-LOST	WINNING	LAST 10	STRENGTH OF		OPP. STRENGTH	TEAM	ADJ		CONF.	ADJ CONF.			
Average RPI Loss: 73		RECORD	PCT. RANK	GAMES	SCHEDULE		OF SCHEDULE	RPI	RPI		RPI	RPI			
DIV. I ONLY		35-18-0	.66038	47	7-3-0		128	129	67	.54775	65	21	21		
DIV. I NON-CONF.		17-14-0	.54839	109	0-0-0		97	57	89	.53794	83	22	22		
<hr/>															
TOTALS		RPI 1-25	RPI 26-50		W-L RECORDS		RPI 51-100		RPI 101-150		RPI 150+				
35-18-0		0-6-0	0-1-0		OVERALL		6-4-0		8-5-0		21-2-0				
15-2-0		0-0-0	0-0-0		HOME		2-0-0		2-1-0		11-1-0				
11-6-0		0-0-0	0-1-0		AWAY		1-1-0		3-3-0		7-1-0				
9-10-0		0-6-0	0-0-0		NEUTRAL		3-3-0		3-1-0		3-0-0				
17-14-0		0-6-0	0-1-0		NON-CONFERENCE		6-4-0		3-2-0		8-1-0				
6-0-0		0-0-0	0-0-0		HOME		2-0-0		0-0-0		4-0-0				
2-4-0		0-0-0	0-0-		AWAY		1-1-0		0-1-0		1-1-0				
9-10-0		0-6-0	0-0-0		NEUTRAL		3-3-0		3-1-0		3-0-0				
18-4-0		0-0-0	0-0-0		CONFERENCE		0-0-0		5-3-0		13-1-0				
9-2-0		0-0-0	0-0-0		HOME		0-0-0		2-1-0		7-1-0				
9-2-0		0-0-0	0-0-0		AWAY		0-0-0		3-2-0		6-0-0				
0-0-0		0-0-0	0-0-0		NEUTRAL		0-0-0		0-0-0		0-0-0				
RPI S	Opponent	Score		RPI S	Opponent	Score		RPI S	Opponent	Score		RPI S	Opponent	Score	
3 N	Alabama	1	9	31 A	UCF	0	4	52 N	Boston College	0	9	107 A	Dayton	1	4
5 N	James Madison	0	1					52 N	Boston College	4	5	107 A	Dayton	1	2
5 N	James Madison	4	11					66 H	Lehigh	1	0	110 N	Rutgers	3	2
8 N	Auburn	1	18					67 H	Hofstra	12	11	122 A	Stetson	1	2
11 N	Tennessee	2	10					73 N	DePaul	6	5	133 A	Saint Joseph's	6	0
20 N	South Fla.	2	11					75 N	Penn St.	1	11	133 A	Saint Joseph's	12	4
								79 A	Towson	7	8	133 A	Saint Joseph's	10	2
								79 A	Towson	12	3	139 H	Massachusetts	4	0
								84 N	Syracuse	4	1	139 H	Massachusetts	2	3
								94 N	Charlotte	10	5	139 H	Massachusetts	5	3
												145 N	Iowa St.	3	11
												145 N	Iowa St.	5	2
												147 N	North Florida	3	0
												158 H	Saint Louis	3	0
												158 H	Saint Louis	12	1
												158 H	Saint Louis	0	6
												190 A	Mercer	0	6
												191 H	Providence	8	3
												191 H	Providence	5	0
												209 H	George Mason	6	5
												209 H	George Mason	5	4
												209 H	George Mason	7	0
												227 A	George Washington	3	1
												227 A	George Washington	10	2
												227 A	George Washington	8	6
												245 H	St. Bonaventure	7	6
												245 H	St. Bonaventure	5	4
				LAST 10 GAMES											
				209 H	George Mason	5	4	279 A	Rhode Island	12	4	227 A	George Washington	3	1
				209 H	George Mason	6	5	279 A	Rhode Island	12	1	227 A	George Washington	10	2
				209 H	George Mason	7	0	279 A	Rhode Island	13	4	227 A	George Washington	8	6
				107 A	Dayton	1	4	158 H	Saint Louis	0	6	245 H	St. Bonaventure	7	6
				107 A	Dayton	1	2	158 H	Saint Louis	3	0	245 H	St. Bonaventure	5	4

Non-Div. I Games:

Fordham



RPI	S	Opponent	Score	
257	N	Mt. St. Mary's	8	0
257	N	Mt. St. Mary's	13	5
260	A	Iona	1	0
268	N	Morgan St.	9	2
279	A	Rhode Island	12	1
279	A	Rhode Island	12	4
279	A	Rhode Island	13	4
290	H	Saint Peter's	14	1
290	H	Saint Peter's	10	2

Fordham

F  
o  
r  
d  
h  
a  
m

F  
o  
r  
d  
h  
a  
m



Average RPI Win: 192		WON-LOST RECORD		WINNING PCT. RANK		LAST 10 GAMES		STRENGTH OF SCHEDULE		OPP. STRENGTH OF SCHEDULE		TEAM RPI		ADJ RPI		CONF. RPI		ADJ CONF. RPI					
DIV. I ONLY		35-13-0		.72917 24		7-3-0		153		214		62		.54558 66		22		23					
DIV. I NON-CONF.		22-10-0		.6875 46		2-1-0		101		207		57		.55511 61		23		24					
TOTALS		RPI 1-25		RPI 26-50		W-L RECORDS		RPI 51-100		RPI 101-150		RPI 150+											
35-13-0		0-2-0		0-1-0		OVERALL		2-1-0		6-4-0		27-5-0											
12-3-0		0-0-0		0-0-0		HOME		0-0-0		0-0-0		12-3-0											
9-7-0		0-1-0		0-0-0		AWAY		0-1-0		4-3-0		5-2-0											
14-3-0		0-1-0		0-1-0		NEUTRAL		2-0-0		2-1-0		10-0-0											
22-10-0		0-2-0		0-1-0		NON-CONFERENCE		2-1-0		4-3-0		16-3-0											
4-2-0		0-0-0		0-0-0		HOME		0-0-0		0-0-0		4-2-0											
4-5-0		0-1-0		0-0-		AWAY		0-1-0		2-2-0		2-1-0											
14-3-0		0-1-0		0-1-0		NEUTRAL		2-0-0		2-1-0		10-0-0											
13-3-0		0-0-0		0-0-0		CONFERENCE		0-0-0		2-1-0		11-2-0											
8-1-0		0-0-0		0-0-0		HOME		0-0-0		0-0-0		8-1-0											
5-2-0		0-0-0		0-0-0		AWAY		0-0-0		2-1-0		3-1-0											
0-0-0		0-0-0		0-0-0		NEUTRAL		0-0-0		0-0-0		0-0-0											
RPI	S	Opponent		Score		RPI	S	Opponent		Score		RPI	S	Opponent		Score		RPI	S	Opponent		Score	
16	N	Kentucky		1	7	45	N	Northwestern		0	2	65	A	Fordham		0	1	101	N	FGCU		0	2
20	A	South Fla.		2	13							83	N	Purdue		8	3	110	N	Rutgers		10	5
												94	N	Charlotte		8	5	115	A	Army West Point		6	4
																		115	A	Army West Point		8	3
																		115	A	Army West Point		0	1
																		116	A	UNCG		0	8
																		116	A	UNCG		4	1
																		129	N	Marist		7	1
																		133	A	Saint Joseph's		6	9
																		133	A	Saint Joseph's		7	3
																		157	A	Boston U.		4	2
																		157	A	Boston U.		0	2
																		161	N	Maine		8	6
																		163	A	Bucknell		2	1
																		163	A	Bucknell		10	0
																		166	N	Albany (NY)		9	0
																		166	N	Albany (NY)		5	4
																		169	N	Youngstown St.		14	2
																		169	N	Youngstown St.		12	4
																		194	H	Princeton		1	0
																		194	H	Princeton		7	4
																		198	H	Manhattan		4	3
																		198	H	Manhattan		3	4
																		199	A	Penn		6	3
																		199	A	Penn		4	0
																		200	N	Indiana St.		10	7
																		200	N	Indiana St.		6	5
						LAST 10 GAMES																	
																		273	H	Holy Cross		3	4
																		273	H	Holy Cross		1	0
																		273	H	Holy Cross		9	1
																		163	A	Bucknell		10	0
																		163	A	Bucknell		2	1

Non-Div. I Games:

Lehigh



RPI	S	Opponent	Score	
213	A	Winthrop	2	5
229	N	Quinnipiac	4	0
244	H	Colgate	8	0
244	H	Colgate	12	0
244	H	Colgate	3	1
254	H	UMBC	0	2
254	H	UMBC	4	1
260	N	Iona	8	2
273	H	Holy Cross	1	0
273	H	Holy Cross	3	4
273	H	Holy Cross	9	1
274	H	Lafayette	5	4
274	H	Lafayette	7	1
274	H	Lafayette	4	1
276	N	Hartford	3	0

Lehigh

L  
e  
h  
i  
g  
h

L  
e  
h  
i  
g  
h



Average RPI Win: 147		WON-LOST	WINNING	LAST 10	STRENGTH OF		OPP. STRENGTH	TEAM	ADJ		CONF.	ADJ CONF.
Average RPI Loss: 76		RECORD	PCT. RANK	GAMES	SCHEDULE		OF SCHEDULE	RPI	RPI		RPI	RPI
DIV. I ONLY		24-22-0	.52174	133	3-7-0		47	100	70		.54488	67
DIV. I NON-CONF.		16-12-0	.57143	97	0-1-0		83	110	76		.54356	77
TOTALS		RPI 1-25	RPI 26-50		W-L RECORDS		RPI 51-100		RPI 101-150		RPI 150+	
24-22-0		0-4-0	1-1-0		OVERALL		4-11-0		8-4-0		11-2-0	
8-4-0		0-0-0	0-0-0		HOME		0-2-0		3-1-0		5-1-0	
9-13-0		0-4-0	0-0-0		AWAY		4-6-0		4-2-0		1-1-0	
7-5-0		0-0-0	1-1-0		NEUTRAL		0-3-0		1-1-0		5-0-0	
16-12-0		0-2-0	1-1-0		NON-CONFERENCE		2-5-0		5-2-0		8-2-0	
4-1-0		0-0-0	0-0-0		HOME		0-0-0		2-0-0		2-1-0	
5-6-0		0-2-0	0-0-		AWAY		2-2-0		2-1-0		1-1-0	
7-5-0		0-0-0	1-1-0		NEUTRAL		0-3-0		1-1-0		5-0-0	
8-10-0		0-2-0	0-0-0		CONFERENCE		2-6-0		3-2-0		3-0-0	
4-3-0		0-0-0	0-0-0		HOME		0-2-0		1-1-0		3-0-0	
4-7-0		0-2-0	0-0-0		AWAY		2-4-0		2-1-0		0-0-0	
0-0-0		0-0-0	0-0-0		NEUTRAL		0-0-0		0-0-0		0-0-0	
RPI S	Opponent	Score	RPI S	Opponent	Score	RPI S	Opponent	Score	RPI S	Opponent	Score	
5 A	James Madison	1 7	41 N	Tulsa	4 2	56 H	Col. of Charleston	3 4	101 A	FGCU	8 7	
5 A	James Madison	0 4	41 N	Tulsa	3 6	56 H	Col. of Charleston	2 4	103 H	UNCW	4 3	
7 A	Florida St.	0 8				65 A	Fordham	11 12	103 H	UNCW	3 5	
23 A	Fla. Atlantic	1 6				68 N	UAB	2 5	110 A	Rutgers	6 7	
						68 N	UAB	4 12	119 H	St. John's (NY)	5 1	
						70 A	Delaware	6 10	119 H	St. John's (NY)	8 0	
						70 A	Delaware	2 4	120 A	Elon	4 3	
						70 A	Delaware	6 5	120 A	Elon	1 7	
						75 A	Penn St.	15 8	120 A	Elon	10 3	
						75 A	Penn St.	2 10	131 N	Wright St.	3 1	
						75 A	Penn St.	9 6	132 A	LIU Brooklyn	9 4	
						79 A	Towson	8 2	132 N	LIU Brooklyn	2 3	
						79 A	Towson	5 6	158 N	Saint Louis	10 2	
						79 A	Towson	5 6	158 N	Saint Louis	9 1	
						93 N	Marshall	1 9	159 N	SIUE	10 4	
									171 H	UConn	3 9	
									171 H	UConn	10 8	
									181 A	Stony Brook	7 8	
									201 N	Bradley	7 4	
									201 N	Bradley	3 2	
									230 H	Seton Hall	8 4	
									237 H	Drexel	12 3	
									237 H	Drexel	13 3	
									237 H	Drexel	9 2	
									260 A	Iona	13 5	
LAST 10 GAMES												
5 A	James Madison	0 4	237 H	Drexel	13 3							
5 A	James Madison	1 7	237 H	Drexel	12 3							
56 H	Col. of Charleston	3 4	181 A	Stony Brook	7 8							
56 H	Col. of Charleston	2 4	70 A	Delaware	6 10							
237 H	Drexel	9 2	70 A	Delaware	2 4							

Non-Div. I Games:

Hofstra



UAB

Average RPI Win: 112		WON-LOST	WINNING	LAST 10	STRENGTH OF		OPP. STRENGTH	TEAM	ADJ		CONF.	ADJ CONF.			
Average RPI Loss: 77		RECORD	PCT. RANK	GAMES	SCHEDULE		OF SCHEDULE	RPI	RPI		RPI	RPI			
DIV. I ONLY		25-30-0	.45455	175	4-6-0		40	43	78	.54391	68	12	12		
DIV. I NON-CONF.		11-20-0	.35484	217	1-2-0		5	12	74	.55047	69	10	11		
TOTALS		RPI 1-25	RPI 26-50		W-L RECORDS		RPI 51-100		RPI 101-150		RPI 150+				
25-30-0		0-9-0	1-3-0		OVERALL		12-8-0		5-6-0		7-4-0				
8-10-0		0-2-0	0-1-0		HOME		5-3-0		3-4-0		0-0-0				
10-11-0		0-3-0	1-2-0		AWAY		4-4-0		1-0-0		4-2-0				
7-9-0		0-4-0	0-0-0		NEUTRAL		3-1-0		1-2-0		3-2-0				
11-20-0		0-9-0	1-3-0		NON-CONFERENCE		5-3-0		2-3-0		3-2-0				
1-5-0		0-2-0	0-1-0		HOME		1-1-0		0-1-0		0-0-0				
3-6-0		0-3-0	1-0-		AWAY		1-1-0		1-0-0		0-0-0				
7-9-0		0-4-0	0-0-0		NEUTRAL		3-1-0		1-2-0		3-2-0				
14-10-0		0-0-0	0-0-0		CONFERENCE		7-5-0		3-3-0		4-2-0				
7-5-0		0-0-0	0-0-0		HOME		4-2-0		3-3-0		0-0-0				
7-5-0		0-0-0	0-0-0		AWAY		3-3-0		0-0-0		4-2-0				
0-0-0		0-0-0	0-0-0		NEUTRAL		0-0-0		0-0-0		0-0-0				
RPI	S	Opponent	Score	RPI	S	Opponent	Score	RPI	S	Opponent	Score	RPI	S	Opponent	Score
1	N	Florida	0 8	27	A	Ole Miss	0 5	53	A	Samford	1 6	102	H	FIU	3 11
3	H	Alabama	0 7	38	A	Mississippi St.	3 2	56	N	Col. of Charleston	5 2	102	H	FIU	3 1
7	A	Florida St.	0 10	43	A	South Ala.	0 4	61	A	Jacksonville St.	3 0	102	H	FIU	9 1
7	A	Florida St.	0 10	43	H	South Ala.	1 3	61	H	Jacksonville St.	6 3	113	A	Lipscomb	4 2
8	H	Auburn	1 8					67	N	Hofstra	12 4	119	N	St. John's (NY)	2 3
10	N	Missouri	5 12					67	N	Hofstra	5 2	119	N	St. John's (NY)	2 3
11	A	Tennessee	0 10					71	H	Troy	2 4	122	N	Stetson	3 2
12	N	La.-Lafayette	0 15					78	A	Southern Miss.	3 6	140	H	Chattanooga	0 3
19	N	Georgia	0 10					78	A	Southern Miss.	7 1	148	H	UTSA	4 1
								78	A	Southern Miss.	3 2	148	H	UTSA	1 3
								80	N	Central Ark.	0 3	148	H	UTSA	0 2
								92	A	Louisiana Tech	7 6	152	A	UTEP	4 2
								92	A	Louisiana Tech	7 15	152	A	UTEP	9 6
								92	A	Louisiana Tech	3 6	152	A	UTEP	10 3
								93	H	Marshall	8 1	154	A	North Texas	9 1
								93	H	Marshall	3 4	154	A	North Texas	2 3
								93	H	Marshall	3 1	154	A	North Texas	0 5
								94	H	Charlotte	1 3	174	N	Ball St.	2 3
								94	H	Charlotte	9 1	201	N	Bradley	4 9
								94	H	Charlotte	9 2	206	N	Green Bay	5 1
												206	N	Green Bay	4 3
												225	N	Belmont	5 4
				LAST 10 GAMES											
				154	A	North Texas	2 3	148	H	UTSA	4 1				
				154	A	North Texas	9 1	148	H	UTSA	0 2				
				154	A	North Texas	0 5	27	A	Ole Miss	0 5				
				113	A	Lipscomb	4 2	140	H	Chattanooga	0 3				
				148	H	UTSA	1 3	152	A	UTEP	4 2				

Non-Div. I Games:

UAB



Average RPI Win:		158	WON-LOST RECORD		WINNING PCT. RANK		LAST 10 GAMES		STRENGTH OF SCHEDULE		OPP. STRENGTH OF SCHEDULE		TEAM RPI		ADJ RPI		CONF. RPI		ADJ CONF. RPI		
DIV. I ONLY			25-24-0		.5102 143		6-4-0		52		55		75		.54334 69		11		10		
DIV. I NON-CONF.			11-17-0		.39286 199		0-0-0		50		18		114		.51811 108		11		10		
TOTALS		RPI 1-25		RPI 26-50		W-L RECORDS		RPI 51-100		RPI 101-150		RPI 150+									
25-24-0		0-10-0		2-7-0		OVERALL		1-4-0		8-2-0		14-1-0									
6-5-0		0-3-0		0-0-0		HOME		1-2-0		0-0-0		5-0-0									
10-4-0		0-0-0		0-2-0		AWAY		0-0-0		5-1-0		5-1-0									
9-15-0		0-7-0		2-5-0		NEUTRAL		0-2-0		3-1-0		4-0-0									
11-17-0		0-7-0		2-7-0		NON-CONFERENCE		0-2-0		3-1-0		6-0-0									
2-0-0		0-0-0		0-0-0		HOME		0-0-0		0-0-0		2-0-0									
0-2-0		0-0-0		0-0-		AWAY		0-0-0		0-0-0		0-0-0									
9-15-0		0-7-0		2-5-0		NEUTRAL		0-2-0		3-1-0		4-0-0									
14-7-0		0-3-0		0-0-0		CONFERENCE		1-2-0		5-1-0		8-1-0									
4-5-0		0-3-0		0-0-0		HOME		1-2-0		0-0-0		3-0-0									
10-2-0		0-0-0		0-0-0		AWAY		0-0-0		5-1-0		5-1-0									
0-0-0		0-0-0		0-0-0		NEUTRAL		0-0-0		0-0-0		0-0-0									
RPI	S	Opponent		Score		RPI	S	Opponent		Score		RPI	S	Opponent		Score					
6	N	Washington		1	17	28	A	Cal St. Fullerton		3	6	52	N	Boston College		3	4	104	A	Nevada	12 8
10	N	Missouri		3	8	30	N	Utah		0	4	58	H	San Diego St.		6	9	104	A	Nevada	12 4
11	N	Tennessee		2	9	36	N	Long Beach St.		1	2	58	H	San Diego St.		7	11	104	A	Nevada	11 1
13	N	Baylor		1	6	39	A	Arizona St.		0	8	58	H	San Diego St.		9	2	117	A	Colorado St.	13 5
18	H	Fresno St.		4	6	40	N	Ohio St.		3	8	85	N	Weber St.		0	4	117	A	Colorado St.	3 9
18	H	Fresno St.		5	11	45	N	Northwestern		7	3							117	A	Colorado St.	12 4
18	H	Fresno St.		7	13	48	N	Illinois		7	6							130	N	UC Santa Barbara	12 3
19	N	Georgia		3	7	49	N	BYU		0	8							132	N	LIU Brooklyn	11 0
25	N	Oregon St.		2	12	50	N	Wichita St.		2	13							138	N	Stanford	3 9
25	N	Oregon St.		10	14													141	N	Virginia	10 1
																		152	N	UTEP	16 3
																		164	H	UNLV	11 3
																		164	H	UNLV	9 1
																		164	H	UNLV	6 3
																		168	A	Utah St.	9 3
																		168	A	Utah St.	6 8
																		168	A	Utah St.	15 3
																		220	A	Boise St.	17 9
																		220	A	Boise St.	14 4
																		220	A	Boise St.	13 0
																		228	N	Bethune-Cookman	13 6
																		233	N	Seattle	12 6
																		244	H	Colgate	9 1
																		244	H	Colgate	10 2
																		249	N	Portland St.	8 0
								</													



Average RPI Win: 185		WON-LOST	WINNING	LAST 10	STRENGTH OF		OPP. STRENGTH	TEAM	ADJ	CONF.	ADJ CONF.
Average RPI Loss: 99		RECORD	PCT. RANK	GAMES	SCHEDULE		OF SCHEDULE	RPI	RPI	RPI	RPI
DIV. I ONLY		29-19-0	.60417	80	59		212	65	.54333	70	8
DIV. I NON-CONF.		20-10-0	.66667	53	147		281	93	.52925	97	9
TOTALS		RPI 1-25	RPI 26-50		W-L RECORDS		RPI 51-100		RPI 101-150		RPI 150+
29-19-0		0-3-0	0-0-0		OVERALL		4-7-0		6-4-0		19-5-0
16-7-0		0-0-0	0-0-0		HOME		3-3-0		2-0-0		11-4-0
7-9-0		0-3-0	0-0-0		AWAY		1-2-0		4-4-0		2-0-0
6-3-0		0-0-0	0-0-0		NEUTRAL		0-2-0		0-0-0		6-1-0
20-10-0		0-0-0	0-0-0		NON-CONFERENCE		0-2-0		4-3-0		16-5-0
10-4-0		0-0-0	0-0-0		HOME		0-0-0		2-0-0		8-4-0
4-3-0		0-0-0	0-0-		AWAY		0-0-0		2-3-0		2-0-0
6-3-0		0-0-0	0-0-0		NEUTRAL		0-2-0		0-0-0		6-1-0
9-9-0		0-3-0	0-0-0		CONFERENCE		4-5-0		2-1-0		3-0-0
6-3-0		0-0-0	0-0-0		HOME		3-3-0		0-0-0		3-0-0
3-6-0		0-3-0	0-0-0		AWAY		1-2-0		2-1-0		0-0-0
0-0-0		0-0-0	0-0-0		NEUTRAL		0-0-0		0-0-0		0-0-0
RPI S	Opponent	Score	RPI S	Opponent	Score	RPI S	Opponent	Score	RPI S	Opponent	Score
5	A James Madison	5 6				56	H Col. of Charleston	2 3	102	A FIU	5 4
5	A James Madison	2 11				56	H Col. of Charleston	8 11	102	A FIU	2 3
5	A James Madison	0 8				56	H Col. of Charleston	5 0	102	A FIU	7 1
						67	H Hofstra	5 6	103	A UNCW	5 1
						67	H Hofstra	10 6	103	A UNCW	3 4
						67	H Hofstra	4 2	103	A UNCW	10 0
						76	N Indiana	2 5	109	H Villanova	6 4
						76	N Indiana	0 5	109	H Villanova	4 3
						79	A Towson	4 3	133	A Saint Joseph's	3 5
						79	A Towson	1 2	133	A Saint Joseph's	2 7
						79	A Towson	3 9	163	H Bucknell	1 11
									163	H Bucknell	6 5
									166	H Albany (NY)	2 6
									180	H Monmouth	1 0
									180	H Monmouth	1 3
									195	H Delaware St.	13 11
									195	H Delaware St.	8 7
									195	H Delaware St.	9 3
									195	H Delaware St.	1 4
									203	N Siena	5 6
									203	N Siena	7 2
									237	H Drexel	9 1
									237	H Drexel	13 10
									237	H Drexel	6 2
									247	N Central Conn. St.	5 2
									247	N Central Conn. St.	3 0
									247	N Central Conn. St.	8 0
LAST 10 GAMES			LAST 10 GAMES			LAST 10 GAMES			LAST 10 GAMES		
79	A Towson	3 9	5	A James Madison	2 11	79	A Towson	1 2	5	A James Madison	0 8
79	A Towson	4 3	5	A James Madison	5 6	79	A Towson	4 3	5	A James Madison	5 6
257	H Mt. St. Mary's	3 2	67	H Hofstra	10 6	257	H Mt. St. Mary's	8 2	67	H Hofstra	4 2
257	H Mt. St. Mary's	8 2	67	H Hofstra	4 2						

Non-Div. I Games:

Delaware



RPI	S	Opponent	Score	
257	H	Mt. St. Mary's	8	2
257	H	Mt. St. Mary's	3	2
268	A	Morgan St.	8	0
268	A	Morgan St.	5	2
273	N	Holy Cross	7	0
273	N	Holy Cross	7	1
275	H	N.C. A&T	9	0

Delaware

D  
e  
l  
a  
w  
a  
r  
e

D  
e  
l  
a  
w  
a  
r  
e



Average RPI Win:	159	WON-LOST RECORD	WINNING PCT. RANK	LAST 10 GAMES	STRENGTH OF SCHEDULE	OPP. STRENGTH OF SCHEDULE	TEAM RPI	ADJ RPI	CONF. RPI	ADJ CONF. RPI		
DIV. I ONLY		30-23-0	.56604	103	4-6-0	67	65	66	.54314	71	6	7
DIV. I NON-CONF.		19-10-0	.65517	57	0-1-0	106	91	58	.55441	64	7	7
-----												
TOTALS	RPI 1-25	RPI 26-50		W-L RECORDS		RPI 51-100		RPI 101-150		RPI 150+		
30-23-0	0-7-0	1-7-0		OVERALL		6-6-0		5-1-0		18-2-0		
19-12-0	0-3-0	1-4-0		HOME		3-5-0		4-0-0		11-0-0		
8-11-0	0-4-0	0-3-0		AWAY		3-1-0		0-1-0		5-2-0		
3-0-0	0-0-0	0-0-0		NEUTRAL		0-0-0		1-0-0		2-0-0		
19-10-0	0-4-0	0-2-0		NON-CONFERENCE		1-2-0		5-1-0		13-1-0		
15-4-0	0-0-0	0-2-0		HOME		0-2-0		4-0-0		11-0-0		
1-6-0	0-4-0	0-0-		AWAY		1-0-0		0-1-0		0-1-0		
3-0-0	0-0-0	0-0-0		NEUTRAL		0-0-0		1-0-0		2-0-0		
11-13-0	0-3-0	1-5-0		CONFERENCE		5-4-0		0-0-0		5-1-0		
4-8-0	0-3-0	1-2-0		HOME		3-3-0		0-0-0		0-0-0		
7-5-0	0-0-0	0-3-0		AWAY		2-1-0		0-0-0		5-1-0		
0-0-0	0-0-0	0-0-0		NEUTRAL		0-0-0		0-0-0		0-0-0		
RPI S	Opponent	Score	RPI S	Opponent	Score	RPI S	Opponent	Score	RPI S	Opponent	Score	
3 A	Alabama	0 8	27 H	Ole Miss	1 6	53 H	Samford	6 8	107 H	Dayton	3 2	
8 A	Auburn	1 8	33 H	McNeese St.	2 3	62 H	Georgia St.	5 2	107 H	Dayton	7 3	
12 H	La.-Lafayette	0 11	43 A	South Ala.	2 6	62 H	Georgia St.	2 6	112 N	Furman	6 5	
12 H	La.-Lafayette	1 8	43 A	South Ala.	3 4	62 H	Georgia St.	1 6	113 A	Lipscomb	0 2	
12 H	La.-Lafayette	0 8	43 A	South Ala.	0 7	68 A	UAB	4 2	124 H	Kennesaw St.	6 2	
24 A	South Carolina	7 10	44 H	Texas St.	0 8	81 A	UT Arlington	5 4	124 H	Kennesaw St.	8 2	
24 A	South Carolina	0 8	44 H	Texas St.	3 2	81 A	UT Arlington	12 2	155 H	Evansville	5 4	
			44 H	Texas St.	1 2	81 A	UT Arlington	12 13	162 A	La.-Monroe	0 2	
						93 H	Marshall	5 7	162 A	La.-Monroe	5 4	
						99 H	Ga. Southern	4 1	162 A	La.-Monroe	6 3	
						99 H	Ga. Southern	1 8	169 N	Youngstown St.	10 8	
						99 H	Ga. Southern	13 5	170 A	Georgia Tech	1 2	
									173 H	Eastern Ill.	13 6	
									177 H	Tennessee Tech	11 3	
									177 H	Tennessee Tech	6 2	
									190 H	Mercer	4 1	
									192 H	Missouri St.	5 2	
									200 N	Indiana St.	10 9	
									216 H	Eastern Mich.	13 2	
									216 H	Eastern Mich.	14 1	
									226 H	Florida A&M	11 2	
									238 A	Appalachian St.	23 6	
									238 A	Appalachian St.	25 19	
									238 A	Appalachian St.	11 1	
									253 H	Alabama St.	9 5	
									266 H	Austin Peay	9 3	
							</					



Average RPI Win:		109	WON-LOST RECORD		WINNING PCT. RANK	LAST 10 GAMES	STRENGTH OF SCHEDULE		OPP. STRENGTH OF SCHEDULE	TEAM RPI	ADJ RPI	CONF. RPI	ADJ CONF. RPI
Average RPI Loss:		54	23-32-0		.41818 198	4-6-0	33		22	76	.54185 72	3	3
DIV. I ONLY			17-20-0		.45946 177	2-0-0	49		15	95	.53411 91	3	3
DIV. I NON-CONF.													
TOTALS		RPI 1-25	RPI 26-50		W-L RECORDS		RPI 51-100		RPI 101-150		RPI 150+		
23-32-0		0-16-0	8-8-0		OVERALL		3-2-0		6-3-0		6-3-0		
13-8-0		0-3-0	5-0-0		HOME		3-1-0		3-3-0		2-1-0		
5-20-0		0-10-0	1-8-0		AWAY		0-1-0		1-0-0		3-1-0		
5-4-0		0-3-0	2-0-0		NEUTRAL		0-0-0		2-0-0		1-1-0		
17-20-0		0-10-0	4-3-0		NON-CONFERENCE		3-2-0		4-2-0		6-3-0		
8-4-0		0-0-0	2-0-0		HOME		3-1-0		1-2-0		2-1-0		
4-12-0		0-7-0	0-0-		AWAY		0-1-0		1-0-0		3-1-0		
5-4-0		0-3-0	2-0-0		NEUTRAL		0-0-0		2-0-0		1-1-0		
6-12-0		0-6-0	4-5-0		CONFERENCE		0-0-0		2-1-0		0-0-0		
5-4-0		0-3-0	3-0-0		HOME		0-0-0		2-1-0		0-0-0		
1-8-0		0-3-0	1-5-0		AWAY		0-0-0		0-0-0		0-0-0		
0-0-0		0-0-0	0-0-0		NEUTRAL		0-0-0		0-0-0		0-0-0		
RPI S	Opponent	Score	RPI S	Opponent	Score	RPI S	Opponent	Score	RPI S	Opponent	Score		
4 A	Oklahoma	1 <b>10</b>	26 A	Texas	0 <b>2</b>	58 A	San Diego St.	3 <b>13</b>	108 A	Abilene Christian	6 1		
4 A	Oklahoma	0 <b>8</b>	26 A	Texas	3 2	91 H	Ohio	7 5	108 H	Abilene Christian	1 <b>3</b>		
4 A	Oklahoma	0 <b>4</b>	26 A	Texas	4 <b>8</b>	91 H	Ohio	2 <b>6</b>	121 N	Illinois St.	5 2		
6 N	Washington	5 <b>14</b>	33 H	McNeese St.	11 6	99 H	Ga. Southern	4 1	121 N	Illinois St.	5 3		
12 A	La.-Lafayette	5 <b>11</b>	33 H	McNeese St.	4 1	99 H	Ga. Southern	14 5	145 H	Iowa St.	5 3		
12 A	La.-Lafayette	2 <b>6</b>	34 H	Oklahoma St.	19 18				145 H	Iowa St.	6 <b>8</b>		
13 H	Baylor	2 <b>9</b>	34 H	Oklahoma St.	9 7				145 H	Iowa St.	13 5		
13 H	Baylor	6 <b>16</b>	34 H	Oklahoma St.	8 7				146 H	SFA	1 <b>10</b>		
13 H	Baylor	2 <b>15</b>	36 N	Long Beach St.	4 2				148 H	UTSA	6 4		
15 A	LSU	3 <b>5</b>	37 N	California	2 0				154 A	North Texas	4 2		
15 A	LSU	2 <b>3</b>	39 A	Arizona St.	3 <b>4</b>				154 A	North Texas	8 5		
16 N	Kentucky	0 <b>10</b>	39 A	Arizona St.	1 <b>3</b>				164 A	UNLV	7 3		
17 A	Texas A&M	3 <b>17</b>	39 A	Arizona St.	3 <b>7</b>				207 A	San Diego	0 <b>6</b>		
17 A	Texas A&M	6 <b>7</b>	47 A	Kansas	1 <b>9</b>				220 H	Boise St.	4 <b>8</b>		
17 A	Texas A&M	5 <b>9</b>	47 A	Kansas	0 <b>10</b>				220 H	Boise St.	6 5		
22 N	Minnesota	4 <b>7</b>	47 A	Kansas	2 <b>6</b>				220 H	Boise St.	8 1		
						LAST 10 GAMES							
						4 A	Oklahoma	1 <b>10</b>	13 H	Baylor	2 <b>9</b>		
						4 A	Oklahoma	0 <b>4</b>	154 A	North Texas	8 5		
						4 A	Oklahoma	0 <b>8</b>	154 A	North Texas	4 2		
						13 H	Baylor	6 <b>16</b>	145 H	Iowa St.	13 5		
						13 H	Baylor	2 <b>15</b>	145 H	Iowa St.	5 3		

Non-Div. I Games:

Texas Tech



Average RPI Win: 164		WON-LOST RECORD		WINNING PCT. RANK		LAST 10 GAMES		STRENGTH OF SCHEDULE		OPP. STRENGTH OF SCHEDULE		TEAM RPI		ADJ RPI		CONF. RPI		ADJ CONF. RPI				
DIV. I ONLY		27-24-0		.52941 128		7-3-0		48		103		69		.54126 73		17		17				
DIV. I NON-CONF.		11-21-0		.34375 220		1-1-0		24		44		115		.51146 118		19		19				
TOTALS		RPI 1-25		RPI 26-50		W-L RECORDS		RPI 51-100		RPI 101-150		RPI 150+										
27-24-0		0-6-0		1-5-0		OVERALL		2-5-0		7-4-0		17-4-0										
11-3-0		0-0-0		1-0-0		HOME		1-0-0		6-3-0		3-0-0										
10-5-0		0-1-0		0-2-0		AWAY		0-0-0		0-0-0		10-2-0										
6-16-0		0-5-0		0-3-0		NEUTRAL		1-5-0		1-1-0		4-2-0										
11-21-0		0-6-0		1-5-0		NON-CONFERENCE		2-5-0		1-1-0		7-4-0										
3-0-0		0-0-0		1-0-0		HOME		1-0-0		0-0-0		1-0-0										
2-5-0		0-1-0		0-0-		AWAY		0-0-0		0-0-0		2-2-0										
6-16-0		0-5-0		0-3-0		NEUTRAL		1-5-0		1-1-0		4-2-0										
16-3-0		0-0-0		0-0-0		CONFERENCE		0-0-0		6-3-0		10-0-0										
8-3-0		0-0-0		0-0-0		HOME		0-0-0		6-3-0		2-0-0										
8-0-0		0-0-0		0-0-0		AWAY		0-0-0		0-0-0		8-0-0										
0-0-0		0-0-0		0-0-0		NEUTRAL		0-0-0		0-0-0		0-0-0										
RPI	S	Opponent		Score		RPI	S	Opponent		Score		RPI	S	Opponent		Score						
3	A	Alabama		4	12	29	A	Notre Dame		0	8	51	N	North Dakota St.		2	3	108	N	Abilene Christian	6	5
3	N	Alabama		6	14	32	N	Nebraska		5	7	51	N	North Dakota St.		0	18	109	H	Villanova	13	3
4	N	Oklahoma		1	6	34	N	Oklahoma St.		0	3	54	N	Grand Canyon		1	3	109	H	Villanova	3	0
5	N	James Madison		1	8	34	N	Oklahoma St.		2	7	65	N	Fordham		5	6	109	H	Villanova	9	1
8	N	Auburn		0	18	44	A	Texas St.		3	4	83	H	Purdue		6	4	119	H	St. John's (NY)	2	8
11	N	Tennessee		4	16	45	H	Northwestern		4	3	89	N	Northwestern St.		1	0	119	H	St. John's (NY)	1	3
												89	N	Northwestern St.		1	5	119	H	St. John's (NY)	3	0
																		128	N	New Mexico	6	8
																		137	H	Butler	1	10
																		137	H	Butler	9	1
																		137	H	Butler	5	1
																		158	A	Saint Louis	6	4
																		162	N	La.-Monroe	8	0
																		162	N	La.-Monroe	0	6
																		164	A	UNLV	6	11
																		168	N	Utah St.	8	3
																		168	N	Utah St.	8	6
																		173	A	Eastern Ill.	5	3
																		173	A	Eastern Ill.	1	3
																		176	A	Creighton	7	3
																		176	A	Creighton	2	0
																		176	A	Creighton	9	1
																		191	A	Providence	8	6
																		191	A	Providence	12	6
																		191	A	Providence	9	1
																		215	H	Loyola Chicago	2	1
																		230	A	Seton Hall	8	3



RPI	S	Opponent	Score	
230	A	Seton Hall	6	2
232	N	Valparaiso	1	5
250	H	Georgetown	11	2
250	H	Georgetown	11	5
270	N	Santa Clara	8	5

DePaul

D  
e  
P  
a  
u  
l

D  
e  
P  
a  
u  
l



U  
N  
I

UNI



RPI	S	Opponent	Score	
192	H	Missouri St.	11	8
192	H	Missouri St.	8	9
192	N	Missouri St.	4	2
200	H	Indiana St.	2	11
200	H	Indiana St.	7	11
201	A	Bradley	1	6
201	A	Bradley	9	0
201	A	Bradley	16	6
206	H	Green Bay	14	0
214	H	Western Ill.	8	0
214	N	Western Ill.	4	0
215	H	Loyola Chicago	8	1
215	H	Loyola Chicago	6	5
215	H	Loyola Chicago	12	0
223	N	Buffalo	7	1
223	N	Buffalo	10	1
248	H	South Dakota St.	11	2
248	H	South Dakota St.	6	4

U  
N  
I

U  
N  
I







RPI	S	Opponent	Score	
250	N	Georgetown	9	4

Penn St.

P  
e  
n  
n  
s  
t  
.

P  
e  
n  
n  
s  
t  
.



Average RPI Win:		145	WON-LOST RECORD		WINNING PCT. RANK		LAST 10 GAMES		STRENGTH OF SCHEDULE		OPP. STRENGTH OF SCHEDULE		TEAM RPI		ADJ RPI		CONF. RPI		ADJ CONF. RPI										
Average RPI Loss:		66																											
DIV. I ONLY			28-24-0		.53846 118		5-5-0		75		45		79		.53951 76		5		5										
DIV. I NON-CONF.			18-11-0		.62069 71		1-0-0		47		72		51		.56776 52		4		4										
TOTALS		RPI 1-25		RPI 26-50		W-L RECORDS		RPI 51-100		RPI 101-150		RPI 150+																	
28-24-0		0-8-0		2-3-0		OVERALL		6-4-0		2-8-0		18-1-0																	
13-9-0		0-3-0		2-2-0		HOME		1-3-0		1-1-0		9-0-0																	
4-12-0		0-4-0		0-0-0		AWAY		1-1-0		1-6-0		2-1-0																	
11-3-0		0-1-0		0-1-0		NEUTRAL		4-0-0		0-1-0		7-0-0																	
18-11-0		0-5-0		0-2-0		NON-CONFERENCE		4-1-0		1-3-0		13-0-0																	
7-3-0		0-0-0		0-1-0		HOME		0-1-0		1-1-0		6-0-0																	
0-5-0		0-4-0		0-0-		AWAY		0-0-0		0-1-0		0-0-0																	
11-3-0		0-1-0		0-1-0		NEUTRAL		4-0-0		0-1-0		7-0-0																	
10-13-0		0-3-0		2-1-0		CONFERENCE		2-3-0		1-5-0		5-1-0																	
6-6-0		0-3-0		2-1-0		HOME		1-2-0		0-0-0		3-0-0																	
4-7-0		0-0-0		0-0-0		AWAY		1-1-0		1-5-0		2-1-0																	
0-0-0		0-0-0		0-0-0		NEUTRAL		0-0-0		0-0-0		0-0-0																	
RPI	S	Opponent		Score		RPI	S	Opponent		Score		RPI	S	Opponent		Score													
2	H	Michigan		0 8		37	N	California		6 7		62	N	Georgia St.		4 1		102	A	FIU		2 5							
2	H	Michigan		5 11		40	H	Ohio St.		3 5		62	N	Georgia St.		3 0		104	N	Nevada		3 5							
2	H	Michigan		4 12		40	H	Ohio St.		5 3		70	N	Delaware		5 2		105	A	Michigan St.		2 1							
8	A	Auburn		7 8		40	H	Ohio St.		5 4		70	N	Delaware		5 0		105	A	Michigan St.		2 6							
16	A	Kentucky		1 3		46	H	Louisville		2 12		75	H	Penn St.		7 15		105	A	Michigan St.		5 6							
17	A	Texas A&M		0 4								75	H	Penn St.		11 2		110	A	Rutgers		3 6							
17	A	Texas A&M		2 4								75	H	Penn St.		3 13		110	A	Rutgers		2 3							
18	N	Fresno St.		0 7								83	A	Purdue		1 0		110	A	Rutgers		3 8							
												83	A	Purdue		4 6		123	H	Drake		1 0							
												91	H	Ohio		0 6		131	H	Wright St.		1 4							
																		152	N	UTEP		3 0							
																		152	N	UTEP		5 4							
																		155	H	Evansville		2 1							
																		155	H	Evansville		8 0							
																		160	H	Ill.-Chicago		3 2							
																		168	N	Utah St.		5 2							
																		174	H	Ball St.		7 1							
																		182	H	Iowa		9 3							
																		182	H	Iowa		10 5							
																		182	H	Iowa		5 3							
																		183	A	Maryland		8 3							
																		183	A	Maryland		12 1							
																		183	A	Maryland		8 10							
																		200	H	Indiana St.		12 5							
																		205	N	Murray St.		5 1							
																		205	N	Murray St.		1 0							
																		212	N	A&M-Corpus Christi		6 2							



RPI	S	Opponent	Score	
214	H	Western Ill.	11	8
273	N	Holy Cross	4	1

Indiana

I  
n  
d  
i  
a  
n  
a

I  
n  
d  
i  
a  
n  
a



Average RPI Win:		129	WON-LOST RECORD		WINNING PCT. RANK		LAST 10 GAMES		STRENGTH OF SCHEDULE		OPP. STRENGTH OF SCHEDULE		TEAM RPI		ADJ RPI		CONF. RPI		ADJ CONF. RPI				
DIV. I ONLY			28-23-1		.54808 114		5-5-0		94		52		85		.53857 77		5		5				
DIV. I NON-CONF.			17-12-0		.58621 90		2-0-0		148		94		97		.53307 94		4		4				
TOTALS		RPI 1-25		RPI 26-50		W-L RECORDS		RPI 51-100		RPI 101-150		RPI 150+											
28-23-1		4-2-0		6-12-1		OVERALL		2-3-0		4-1-0		12-5-0											
7-8-1		0-0-0		3-5-1		HOME		1-2-0		0-0-0		3-1-0											
10-7-0		3-1-0		2-2-0		AWAY		1-1-0		2-1-0		2-2-0											
11-8-0		1-1-0		1-5-0		NEUTRAL		0-0-0		2-0-0		7-2-0											
17-12-0		2-2-0		2-5-0		NON-CONFERENCE		1-1-0		2-0-0		10-4-0											
3-1-0		0-0-0		0-0-0		HOME		0-0-0		0-0-0		3-1-0											
3-3-0		1-1-0		1-0-		AWAY		1-1-0		0-0-0		0-1-0											
11-8-0		1-1-0		1-5-0		NEUTRAL		0-0-0		2-0-0		7-2-0											
11-11-1		2-0-0		4-7-1		CONFERENCE		1-2-0		2-1-0		2-1-0											
4-7-1		0-0-0		3-5-1		HOME		1-2-0		0-0-0		0-0-0											
7-4-0		2-0-0		1-2-0		AWAY		0-0-0		2-1-0		2-1-0											
0-0-0		0-0-0		0-0-0		NEUTRAL		0-0-0		0-0-0		0-0-0											
RPI	S	Opponent		Score		RPI	S	Opponent		Score		RPI	S	Opponent		Score		RPI	S	Opponent		Score	
18	N	Fresno St.		4 0		28	A	Cal St. Fullerton		3 2		83	H	Purdue		4 5		104	N	Nevada		3 2	
20	A	South Fla.		9 5		32	A	Nebraska		6 4		83	H	Purdue		9 5		105	A	Michigan St.		4 5	
20	A	South Fla.		2 10		32	A	Nebraska		8 13		83	H	Purdue		2 3		105	A	Michigan St.		5 4	
22	A	Minnesota		7 1		32	A	Nebraska		5 6		96	A	North Carolina St.		5 6		105	A	Michigan St.		10 1	
22	A	Minnesota		6 3		37	N	California		4 2		96	A	North Carolina St.		2 1		106	N	UC Riverside		9 1	
25	N	Oregon St.		1 3		39	N	Arizona St.		1 4								164	A	UNLV		0 3	
						40	H	Ohio St.		9 9								164	N	UNLV		6 3	
						40	H	Ohio St.		8 10								164	N	UNLV		3 14	
						40	H	Ohio St.		6 5								168	N	Utah St.		2 5	
						45	H	Northwestern		3 5								182	A	Iowa		3 1	
						45	H	Northwestern		3 4								182	A	Iowa		2 5	
						45	H	Northwestern		4 1								182	A	Iowa		5 4	
						46	N	Louisville		1 7								206	H	Green Bay		8 0	
						46	N	Louisville		0 5								206	H	Green Bay		8 0	
						47	N	Kansas		1 2								232	N	Valparaiso		7 5	
						48	H	Illinois		0 1								241	H	South Dakota		6 7	
						48	H	Illinois		4 1								241	H	South Dakota		10 2	
						48	H	Illinois		3 4								249	N	Portland St.		13 5	
						49	N	BYU		4 5								251	N	Detroit		10 1	
																		251	N	Detroit		8 0	
																		270	N	Santa Clara		11 5	
																		270	N	Santa Clara		8 0	
LAST 10 GAMES																							
32	A	Nebraska		5 6		45	H	Northwestern		3 5													
32	A	Nebraska		6 4		206	H	Green Bay		8 0													
32	A	Nebraska		8 13		206	H	Green Bay		8 0													
45	H	Northwestern		3 4		48	H	Illinois		0 1													
45	H	Northwestern		4 1		48	H	Illinois		4 1													

Non-Div. I Games:

Wisconsin



Average RPI Win:		161	WON-LOST RECORD		WINNING PCT. RANK		LAST 10 GAMES		STRENGTH OF SCHEDULE		OPP. STRENGTH OF SCHEDULE		TEAM RPI		ADJ RPI		CONF. RPI		ADJ CONF. RPI						
DIV. I ONLY			28-26-0		.51852 139		7-3-0		61		78		82		.53845 78		12		12						
DIV. I NON-CONF.			14-16-0		.46667 171		1-1-0		22		58		75		.54642 73		10		11						
TOTALS		RPI 1-25		RPI 26-50		W-L RECORDS		RPI 51-100		RPI 101-150		RPI 150+													
28-26-0		1-8-0		1-7-0		OVERALL		4-5-0		2-2-0		20-4-0													
16-10-0		0-4-0		1-3-0		HOME		1-2-0		0-0-0		14-1-0													
5-10-0		1-3-0		0-2-0		AWAY		1-2-0		2-1-0		1-2-0													
7-6-0		0-1-0		0-2-0		NEUTRAL		2-1-0		0-1-0		5-1-0													
14-16-0		0-6-0		1-7-0		NON-CONFERENCE		2-1-0		0-1-0		11-1-0													
7-7-0		0-4-0		1-3-0		HOME		0-0-0		0-0-0		6-0-0													
0-3-0		0-1-0		0-0-		AWAY		0-0-0		0-0-0		0-0-0													
7-6-0		0-1-0		0-2-0		NEUTRAL		2-1-0		0-1-0		5-1-0													
14-10-0		1-2-0		0-0-0		CONFERENCE		2-4-0		2-1-0		9-3-0													
9-3-0		0-0-0		0-0-0		HOME		1-2-0		0-0-0		8-1-0													
5-7-0		1-2-0		0-0-0		AWAY		1-2-0		2-1-0		1-2-0													
0-0-0		0-0-0		0-0-0		NEUTRAL		0-0-0		0-0-0		0-0-0													
RPI	S	Opponent		Score		RPI	S	Opponent		Score		RPI	S	Opponent		Score									
3	H	Alabama		1	7	27	H	Ole Miss		2	1	53	N	Samford		4	3	113	N	Lipscomb		1	6		
12	H	La.-Lafayette		0	13	27	H	Ole Miss		1	10	68	H	UAB		6	3	148	A	UTSA		3	1		
12	H	La.-Lafayette		1	17	33	H	McNeese St.		0	6	68	H	UAB		2	3	148	A	UTSA		4	7		
12	H	La.-Lafayette		2	6	33	N	McNeese St.		4	7	68	H	UAB		1	7	148	A	UTSA		6	1		
13	N	Baylor		0	8	38	A	Mississippi St.		0	4	80	N	Central Ark.		0	9	152	H	UTEP		6	4		
15	A	LSU		0	5	38	N	Mississippi St.		0	6	90	N	Nicholls St.		5	1	152	H	UTEP		3	0		
23	A	Fla. Atlantic		2	3	43	A	South Ala.		2	10	92	A	Louisiana Tech		2	4	152	H	UTEP		3	0		
23	A	Fla. Atlantic		0	3	43	H	South Ala.		1	5	92	A	Louisiana Tech		2	7	154	H	North Texas		3	0		
23	A	Fla. Atlantic		3	2							92	A	Louisiana Tech		6	1	154	H	North Texas		4	0		
																		154	H	North Texas		3	2		
																		159	N	SIUE		3	2		
																		162	H	La.-Monroe		10	2		
																		174	N	Ball St.		17	1		
																		188	H	Western Ky.		5	4		
																		188	H	Western Ky.		3	2		
																		188	H	Western Ky.		0	4		
																		196	H	Southeastern La.		8	2		
																		196	N	Southeastern La.		9	8		
																		204	A	Middle Tenn.		12	6		
																		204	A	Middle Tenn.		2	3		
																		204	A	Middle Tenn.		5	6		
						LAST 10 GAMES												225	N	Belmont		4	1		
						152 H UTEP						6	4	92	A	Louisiana Tech		6	1	226	N	Florida A&M		7	9
						152 H UTEP						3	0	162	H	La.-Monroe		10	2	235	N	Incarnate Word		10	2
						152 H UTEP						3	0	38	A	Mississippi St.		0	4	253	H	Alabama St.		5	1
						92 A Louisiana Tech						2	4	154	H	North Texas		3	2	253	H	Alabama St.		10	8
						92 A Louisiana Tech						2	7	154	H	North Texas		4	0	255	H	Alcorn		11	0



RPI	S	Opponent	Score	
255	H	Alcorn	8	5

Southern Miss.

S  
o  
u  
t  
h  
e  
r  
n  
M  
i  
s  
s  
.

S  
o  
u  
t  
h  
e  
r  
n  
M  
i  
s  
s  
.



Average RPI Win: 189		WON-LOST RECORD		WINNING PCT. RANK		LAST 10 GAMES		STRENGTH OF SCHEDULE		OPP. STRENGTH OF SCHEDULE		TEAM RPI		ADJ RPI		CONF. RPI		ADJ CONF. RPI	
DIV. I ONLY		35-15-0		.7 34		6-4-0		179		160		72		.53823 79		8		8	
DIV. I NON-CONF.		24-7-0		.77419 29		1-1-0		285		263		118		.50996 121		9		9	
TOTALS		RPI 1-25		RPI 26-50		W-L RECORDS		RPI 51-100		RPI 101-150		RPI 150+							
35-15-0		0-3-0		0-0-0		OVERALL		6-5-0		7-3-0		22-4-0							
18-7-0		0-0-0		0-0-0		HOME		5-3-0		7-2-0		6-2-0							
5-8-0		0-3-0		0-0-0		AWAY		1-2-0		0-1-0		4-2-0							
12-0-0		0-0-0		0-0-0		NEUTRAL		0-0-0		0-0-0		12-0-0							
24-7-0		0-0-0		0-0-0		NON-CONFERENCE		1-1-0		3-2-0		20-4-0							
10-4-0		0-0-0		0-0-0		HOME		1-1-0		3-1-0		6-2-0							
2-3-0		0-0-0		0-0-		AWAY		0-0-0		0-1-0		2-2-0							
12-0-0		0-0-0		0-0-0		NEUTRAL		0-0-0		0-0-0		12-0-0							
11-8-0		0-3-0		0-0-0		CONFERENCE		5-4-0		4-1-0		2-0-0							
8-3-0		0-0-0		0-0-0		HOME		4-2-0		4-1-0		0-0-0							
3-5-0		0-3-0		0-0-0		AWAY		1-2-0		0-0-0		2-0-0							
0-0-0		0-0-0		0-0-0		NEUTRAL		0-0-0		0-0-0		0-0-0							
RPI S	Opponent	Score		RPI S	Opponent	Score		RPI S	Opponent	Score		RPI S	Opponent	Score					
5 A	James Madison	6	11					56 A	Col. of Charleston	3	2	103 H	UNCW	6	5				
5 A	James Madison	0	3					56 A	Col. of Charleston	2	3	103 H	UNCW	8	2				
5 A	James Madison	0	16					56 A	Col. of Charleston	1	6	109 H	Villanova	2	3				
								65 H	Fordham	8	7	109 H	Villanova	11	9				
								65 H	Fordham	3	12	120 H	Elon	8	3				
								67 H	Hofstra	2	8	120 H	Elon	2	3				
								67 H	Hofstra	6	5	120 H	Elon	7	3				
								67 H	Hofstra	6	5	126 A	Coastal Caro.	2	3				
								70 H	Delaware	9	3	141 H	Virginia	10	2				
								70 H	Delaware	3	4	141 H	Virginia	6	3				
								70 H	Delaware	2	1	179 A	Charleston So.	4	5				
												187 A	Pacific	9	1				
												198 N	Manhattan	1	0				
												209 H	George Mason	0	7				
												209 H	George Mason	8	0				
												211 N	Cleveland St.	5	3				
												213 A	Winthrop	2	4				
												230 N	Seton Hall	4	2				
												237 A	Drexel	14	4				
												237 A	Drexel	8	2				
												238 N	Appalachian St.	12	9				
												238 N	Appalachian St.	11	1				
												239 N	Canisius	6	5				
												240 H	Bowling Green	3	7				
												249 N	Portland St.	5	1				
												250 A	Georgetown	10	2				
												250 N	Georgetown	3	1				
				LAST 10 GAMES															
				103 H	UNCW	8	2			109 H	Villanova	2	3						
				103 H	UNCW	6	5			109 H	Villanova	11	9						
				70 H	Delaware	9	3			56 A	Col. of Charleston	2	3						
				70 H	Delaware	2	1			56 A	Col. of Charleston	1	6						
				70 H	Delaware	3	4			56 A	Col. of Charleston	3	2						

Non-Div. I Games:

Towson



RPI	S	Opponent	Score	
250	N	Georgetown	11	4
254	H	UMBC	13	3
257	H	Mt. St. Mary's	10	4
259	N	Wagner	3	2
268	H	Morgan St.	17	4
280	N	IPFW	12	5
281	H	Norfolk St.	10	2
281	H	Norfolk St.	8	0
286	N	Rider	2	1

T  
O  
W  
S  
O  
N

T  
O  
W  
S  
O  
N

Towson



Average RPI Win: 166		WON-LOST	WINNING	LAST 10	STRENGTH OF		OPP. STRENGTH	TEAM	ADJ	CONF.	ADJ CONF.			
Average RPI Loss: 82		RECORD	PCT. RANK	GAMES	SCHEDULE		OF SCHEDULE	RPI	RPI	RPI	RPI			
DIV. I ONLY		33-20-0	.62264	71	5-5-0		107	113	71	.53751	80	14	14	
DIV. I NON-CONF.		17-9-0	.65385	59	0-0-0		157	106	77	.5355	90	15	15	
TOTALS		RPI 1-25	RPI 26-50		W-L RECORDS		RPI 51-100		RPI 101-150		RPI 150+			
33-20-0		0-3-0	1-7-0		OVERALL		8-5-0		6-2-0		18-3-0			
16-5-0		0-0-0	0-1-0		HOME		4-2-0		3-1-0		9-1-0			
10-11-0		0-1-0	1-5-0		AWAY		0-3-0		2-1-0		7-1-0			
7-4-0		0-2-0	0-1-0		NEUTRAL		4-0-0		1-0-0		2-1-0			
17-9-0		0-3-0	1-4-0		NON-CONFERENCE		4-0-0		2-0-0		10-2-0			
7-2-0		0-0-0	0-1-0		HOME		0-0-0		1-0-0		6-1-0			
3-3-0		0-1-0	1-0-		AWAY		0-0-0		0-0-0		2-0-0			
7-4-0		0-2-0	0-1-0		NEUTRAL		4-0-0		1-0-0		2-1-0			
16-11-0		0-0-0	0-3-0		CONFERENCE		4-5-0		4-2-0		8-1-0			
9-3-0		0-0-0	0-0-0		HOME		4-2-0		2-1-0		3-0-0			
7-8-0		0-0-0	0-3-0		AWAY		0-3-0		2-1-0		5-1-0			
0-0-0		0-0-0	0-0-0		NEUTRAL		0-0-0		0-0-0		0-0-0			
RPI	S	Opponent	Score		RPI	S	Opponent	Score		RPI	S	Opponent	Score	
9	N	Oregon	0	8	27	A	Ole Miss	0	7	53	N	Samford	2	1
9	N	Oregon	3	19	33	A	McNeese St.	1	4	64	N	Longwood	4	0
12	A	La.-Lafayette	1	11	33	A	McNeese St.	2	10	68	N	UAB	3	0
					33	A	McNeese St.	1	7	78	N	Southern Miss.	9	0
					34	H	Oklahoma St.	0	17	89	H	Northwestern St.	5	1
					38	A	Mississippi St.	0	4	89	H	Northwestern St.	5	1
					38	A	Mississippi St.	1	0	89	H	Northwestern St.	6	0
					43	N	South Ala.	0	12	90	A	Nicholls St.	1	2
										90	A	Nicholls St.	0	5
										90	A	Nicholls St.	2	3
										100	H	Lamar	2	7
										100	H	Lamar	2	5
										100	H	Lamar	7	4

Non-Div. I Games: Lyon 6 3 Lyon 6 1

Central Ark.



RPI	S	Opponent	Score	
295	H	Ark.-Pine Bluff	10	1
295	H	Ark.-Pine Bluff	18	4

Central Ark.

C  
e  
n  
t  
r  
a  
l  
A  
r  
k  
.

C  
e  
n  
t  
r  
a  
l  
A  
r  
k  
.



Average RPI Win: 188		WON-LOST	WINNING	LAST 10	STRENGTH OF		OPP. STRENGTH	TEAM	ADJ		CONF.	ADJ CONF.
Average RPI Loss: 72		RECORD	PCT. RANK	GAMES	SCHEDULE		OF SCHEDULE	RPI	RPI		RPI	RPI
DIV. I ONLY		29-19-0	.60417	80	3-7-0		104	125	77		.53744	81
DIV. I NON-CONF.		21-3-0	.875	11	0-0-0		172	268	42		.57984	45
TOTALS		RPI 1-25	RPI 26-50		W-L RECORDS		RPI 51-100		RPI 101-150		RPI 150+	
29-19-0		1-3-0	0-6-0		OVERALL		4-7-0		0-0-0		24-3-0	
19-8-0		1-3-0	0-0-0		HOME		2-3-0		0-0-0		16-2-0	
6-11-0		0-0-0	0-6-0		AWAY		2-4-0		0-0-0		4-1-0	
4-0-0		0-0-0	0-0-0		NEUTRAL		0-0-0		0-0-0		4-0-0	
21-3-0		0-1-0	0-0-0		NON-CONFERENCE		1-1-0		0-0-0		20-1-0	
13-2-0		0-1-0	0-0-0		HOME		1-1-0		0-0-0		12-0-0	
4-1-0		0-0-0	0-0-		AWAY		0-0-0		0-0-0		4-1-0	
4-0-0		0-0-0	0-0-0		NEUTRAL		0-0-0		0-0-0		4-0-0	
8-16-0		1-2-0	0-6-0		CONFERENCE		3-6-0		0-0-0		4-2-0	
6-6-0		1-2-0	0-0-0		HOME		1-2-0		0-0-0		4-2-0	
2-10-0		0-0-0	0-6-0		AWAY		2-4-0		0-0-0		0-0-0	
0-0-0		0-0-0	0-0-0		NEUTRAL		0-0-0		0-0-0		0-0-0	
RPI S	Opponent	Score	RPI S	Opponent	Score	RPI S	Opponent	Score	RPI S	Opponent	Score	
12 H	La.-Lafayette	0 16	43 A	South Ala.	1 5	53 H	Samford	7 1	154 A	North Texas	0 1	
12 H	La.-Lafayette	3 1	43 A	South Ala.	1 6	53 H	Samford	0 8	162 H	La.-Monroe	4 3	
12 H	La.-Lafayette	0 13	43 A	South Ala.	3 7	62 A	Georgia St.	2 7	162 H	La.-Monroe	1 2	
21 H	Arizona	0 11	44 A	Texas St.	3 6	62 A	Georgia St.	2 4	162 H	La.-Monroe	4 3	
			44 A	Texas St.	0 2	62 A	Georgia St.	8 6	179 A	Charleston So.	4 3	
			44 A	Texas St.	0 8	71 H	Troy	13 12	192 H	Missouri St.	2 1	
						71 H	Troy	2 12	194 H	Princeton	9 1	
						71 H	Troy	4 5	194 H	Princeton	3 2	
						99 A	Ga. Southern	2 7	195 N	Delaware St.	10 2	
						99 A	Ga. Southern	0 3	195 N	Delaware St.	7 5	
						99 A	Ga. Southern	13 4	196 A	Southeastern La.	3 1	
									196 A	Southeastern La.	5 0	
									196 A	Southeastern La.	8 3	
									211 H	Cleveland St.	9 7	
									211 H	Cleveland St.	4 3	
									219 N	Savannah St.	10 2	
									219 N	Savannah St.	8 5	
									238 H	Appalachian St.	10 2	
									238 H	Appalachian St.	8 7	
									238 H	Appalachian St.	3 4	
									243 H	Texas Southern	9 0	
									243 H	Texas Southern	5 4	
						71 H	Troy	2 12	248 H	South Dakota St.	8 0	
						62 A	Georgia St.	2 4	248 H	South Dakota St.	2 1	
						62 A	Georgia St.	8 6	251 H	Detroit	11 1	
						62 A	Georgia St.	2 7	251 H	Detroit	11 5	
						162 H	La.-Monroe	4 3	264 H	Northern Colo.	8 0	
LAST 10 GAMES												
			44 A	Texas St.	0 8							
			44 A	Texas St.	0 2							
			44 A	Texas St.	3 6							
			71 H	Troy	13 12							
			71 H	Troy	4 5							

Non-Div. I Games:

UT Arlington



Average RPI Win: 175		WON-LOST	WINNING	LAST 10	STRENGTH OF		OPP. STRENGTH	TEAM	ADJ		CONF.	ADJ CONF.					
Average RPI Loss: 143		RECORD	PCT. RANK	GAMES	SCHEDULE		OF SCHEDULE	RPI	RPI		RPI	RPI					
DIV. I ONLY		33-18-0	.64706	55	5-5-0		133	192	81	.53702	82	16	16				
DIV. I NON-CONF.		20-8-0	.71429	40	1-0-0		77	240	48	.5716	49	16	16				
<hr/>																	
TOTALS		RPI 1-25		RPI 26-50		W-L RECORDS		RPI 51-100		RPI 101-150		RPI 150+					
33-18-0		0-2-0		2-0-0		OVERALL		3-3-0		3-2-0		25-11-0					
5-6-0		0-0-0		0-0-0		HOME		1-2-0		1-2-0		3-2-0					
14-9-0		0-2-0		0-0-0		AWAY		2-1-0		1-0-0		11-6-0					
14-3-0		0-0-0		2-0-0		NEUTRAL		0-0-0		1-0-0		11-3-0					
<hr/>																	
20-8-0		0-2-0		2-0-0		NON-CONFERENCE		2-1-0		2-0-0		14-5-0					
0-0-0		0-0-0		0-0-0		HOME		0-0-0		0-0-0		0-0-0					
6-5-0		0-2-0		0-0-		AWAY		2-1-0		1-0-0		3-2-0					
14-3-0		0-0-0		2-0-0		NEUTRAL		0-0-0		1-0-0		11-3-0					
<hr/>																	
13-10-0		0-0-0		0-0-0		CONFERENCE		1-2-0		1-2-0		11-6-0					
5-6-0		0-0-0		0-0-0		HOME		1-2-0		1-2-0		3-2-0					
8-4-0		0-0-0		0-0-0		AWAY		0-0-0		0-0-0		8-4-0					
0-0-0		0-0-0		0-0-0		NEUTRAL		0-0-0		0-0-0		0-0-0					
<hr/>																	
RPI	S	Opponent		Score		RPI	S	Opponent		Score		RPI	S	Opponent		Score	
23	A	Fla. Atlantic		2	6	44	N	Texas St.		8	6	54	A	Grand Canyon		3	11
23	A	Fla. Atlantic		0	8	44	N	Texas St.		7	3	54	A	Grand Canyon		10	6
												59	H	Kent St.		3	4
												59	H	Kent St.		5	7
												59	H	Kent St.		4	1
												96	A	North Carolina St.		7	3

Non-Div. I Games:

Northern Ill.



RPI	S	Opponent	Score	
215	N	Loyola Chicago	10	6
215	N	Loyola Chicago	6	2
216	A	Eastern Mich.	5	1
216	A	Eastern Mich.	6	1
216	A	Eastern Mich.	1	0
218	A	Campbell	5	4
218	A	Campbell	10	1
226	N	Florida A&M	6	4
226	N	Florida A&M	9	0
227	N	George Washington	4	2
231	N	Southeast Mo. St.	3	6
240	A	Bowling Green	13	1
240	A	Bowling Green	8	0
240	A	Bowling Green	2	1

Northern Ill.

N  
o  
r  
t  
h  
e  
r  
n  
I  
l  
l  
.

N  
o  
r  
t  
h  
e  
r  
n  
I  
l  
l  
.



Purdue				Through Games Of May 8, 2016										
Average RPI Win:	128	WON-LOST RECORD	WINNING PCT. RANK	LAST 10 GAMES	STRENGTH OF SCHEDULE	OPP. STRENGTH OF SCHEDULE	TEAM RPI	ADJ RPI	CONF. RPI	ADJ CONF. RPI				
DIV. I ONLY		27-27-0	.5	147	3-7-0	60	50	83	.53591	83	5	5		
DIV. I NON-CONF.		19-12-0	.6129	76	1-0-0	84	76	61	.55496	62	4	4		
<hr/>														
TOTALS		RPI 1-25		RPI 26-50		W-L RECORDS		RPI 51-100		RPI 101-150		RPI 150+		
27-27-0		0-6-0		4-12-0		OVERALL		6-7-0		6-0-0		11-2-0		
4-9-0		0-3-0		1-5-0		HOME		2-1-0		1-0-0		0-0-0		
14-9-0		0-2-0		3-4-0		AWAY		2-2-0		3-0-0		6-1-0		
9-9-0		0-1-0		0-3-0		NEUTRAL		2-4-0		2-0-0		5-1-0		
19-12-0		0-3-0		1-3-0		NON-CONFERENCE		3-5-0		6-0-0		9-1-0		
2-0-0		0-0-0		0-0-0		HOME		1-0-0		1-0-0		0-0-0		
8-3-0		0-2-0		1-0-		AWAY		0-1-0		3-0-0		4-0-0		
9-9-0		0-1-0		0-3-0		NEUTRAL		2-4-0		2-0-0		5-1-0		
8-15-0		0-3-0		3-9-0		CONFERENCE		3-2-0		0-0-0		2-1-0		
2-9-0		0-3-0		1-5-0		HOME		1-1-0		0-0-0		0-0-0		
6-6-0		0-0-0		2-4-0		AWAY		2-1-0		0-0-0		2-1-0		
0-0-0		0-0-0		0-0-0		NEUTRAL		0-0-0		0-0-0		0-0-0		
<hr/>														
RPI	S	Opponent	Score		RPI	S	Opponent	Score		RPI	S	Opponent	Score	
20	A	South Fla.	0	5	30	N	Utah	1	3	56	N	Col. of Charleston	5	3
21	A	Arizona	1	11	30	N	Utah	2	4	60	N	New Mexico St.	3	0
22	H	Minnesota	3	4	31	A	UCF	3	2	66	N	Lehigh	3	8
22	H	Minnesota	0	5	32	A	Nebraska	3	4	73	A	DePaul	4	6
22	H	Minnesota	1	4	32	A	Nebraska	0	8	76	H	Indiana	6	4
23	N	Fla. Atlantic	1	6	32	A	Nebraska	4	3	76	H	Indiana	0	1
					40	A	Ohio St.	3	0	77	A	Wisconsin	3	2
					40	A	Ohio St.	4	5	77	A	Wisconsin	5	4
					40	A	Ohio St.	2	3	77	A	Wisconsin	5	9
					44	N	Texas St.	1	2	84	H	Syracuse	4	3
					45	H	Northwestern	0	1	84	N	Syracuse	3	11
					45	H	Northwestern	0	2	95	N	Cal Poly	2	3
					45	H	Northwestern	1	3	95	N	Cal Poly	3	5
					48	H	Illinois	1	0					
					48	H	Illinois	0	4					
					48	H	Illinois	6	10					
<hr/>														
LAST 10 GAMES														
45 H Northwestern					1	3	32 A Nebraska					4	3	
45 H Northwestern					0	1	40 A Ohio St.					4	5	
45 H Northwestern					0	2	40 A Ohio St.					2	3	
32 A Nebraska					3	4	40 A Ohio St.					3	0	
32 A Nebraska					0	8	137 H Butler					5	0	

Non-Div. I Games:

Purdue



Average RPI Win: 157		WON-LOST RECORD		WINNING PCT. RANK		LAST 10 GAMES		STRENGTH OF SCHEDULE		OPP. STRENGTH OF SCHEDULE		TEAM RPI		ADJ RPI		CONF. RPI		ADJ CONF. RPI	
DIV. I ONLY		27-25-0		.51923 137		4-6-0		66		74		84		.53552 84		4		4	
DIV. I NON-CONF.		18-11-0		.62069 71		3-1-0		144		177		94		.53352 92		5		5	
TOTALS		RPI 1-25		RPI 26-50		W-L RECORDS		RPI 51-100		RPI 101-150		RPI 150+							
27-25-0		0-5-0		7-6-0		OVERALL		3-9-0		2-2-0		15-3-0							
12-7-0		0-0-0		2-1-0		HOME		2-4-0		0-0-0		8-2-0							
7-13-0		0-4-0		2-4-0		AWAY		0-2-0		2-2-0		3-1-0							
8-5-0		0-1-0		3-1-0		NEUTRAL		1-3-0		0-0-0		4-0-0							
18-11-0		0-2-0		3-1-0		NON-CONFERENCE		1-5-0		0-1-0		14-2-0							
7-1-0		0-0-0		0-0-0		HOME		0-0-0		0-0-0		7-1-0							
3-5-0		0-1-0		0-0-		AWAY		0-2-0		0-1-0		3-1-0							
8-5-0		0-1-0		3-1-0		NEUTRAL		1-3-0		0-0-0		4-0-0							
9-14-0		0-3-0		4-5-0		CONFERENCE		2-4-0		2-1-0		1-1-0							
5-6-0		0-0-0		2-1-0		HOME		2-4-0		0-0-0		1-1-0							
4-8-0		0-3-0		2-4-0		AWAY		0-0-0		2-1-0		0-0-0							
0-0-0		0-0-0		0-0-0		NEUTRAL		0-0-0		0-0-0		0-0-0							
RPI S	Opponent		Score		RPI S	Opponent		Score		RPI S	Opponent		Score		RPI S	Opponent		Score	
4 N	Oklahoma		0	7	29 H	Notre Dame		6	4	52 H	Boston College		2	12	134 A	Binghamton		1	2
7 A	Florida St.		1	4	29 H	Notre Dame		1	6	52 H	Boston College		0	5	141 A	Virginia		8	4
7 A	Florida St.		0	3	29 H	Notre Dame		5	2	52 H	Boston College		0	6	141 A	Virginia		3	5
7 A	Florida St.		2	4	31 N	UCF		0	4	55 A	CSUN		2	5	141 A	Virginia		10	8
14 A	UCLA		2	3	35 A	North Carolina		8	2	65 N	Fordham		1	4	164 A	UNLV		1	6
					35 A	North Carolina		1	3	83 A	Purdue		3	4	170 H	Georgia Tech		4	6
					35 A	North Carolina		1	2	83 N	Purdue		11	3	170 H	Georgia Tech		8	7
					36 N	Long Beach St.		1	0	94 N	Charlotte		0	4	179 A	Charleston So.		3	1
					40 N	Ohio St.		3	2	96 H	North Carolina St.		5	4	202 N	UC Davis		1	0
					40 N	Ohio St.		1	0	96 H	North Carolina St.		4	5	203 H	Siena		9	1
					46 A	Louisville		4	0	96 H	North Carolina St.		13	0	203 H	Siena		8	6
					46 A	Louisville		0	4	100 N	Lamar		0	3	219 A	Savannah St.		8	2
					46 A	Louisville		2	6						219 A	Savannah St.		7	0
															239 H	Canisius		4	0
															239 H	Canisius		22	1
															242 N	CSU Bakersfield		6	0
															244 H	Colgate		2	3
															244 H	Colgate		10	3
															258 N	Bryant		3	2
															268 N	Morgan St.		11	2
															277 H	Niagara		5	0
															277 H	Niagara		7	1
					LAST 10 GAMES														
					134 A	Binghamton		1	2	203 H	Siena		8	6					
					52 H	Boston College		0	6	46 A	Louisville		2	6					
					52 H	Boston College		2	12	46 A	Louisville		0	4					
					52 H	Boston College		0	5	46 A	Louisville		4	0					
					203 H	Siena		9	1	244 H	Colgate		10	3					

Non-Div. I Games:

Syracuse



Average RPI Win:		184	WON-LOST RECORD		WINNING PCT. RANK		LAST 10 GAMES		STRENGTH OF SCHEDULE		OPP. STRENGTH OF SCHEDULE		TEAM RPI		ADJ RPI		CONF. RPI		ADJ CONF. RPI	
Average RPI Loss:		105	34-17-0		.66667 42		7-3-0		200		150		94		.53479 85		26		25	
DIV. I ONLY			19-12-0		.6129 76		1-0-0		118		66		73		.55193 67		24		23	
DIV. I NON-CONF.																				
TOTALS		RPI 1-25		RPI 26-50		W-L RECORDS		RPI 51-100		RPI 101-150		RPI 150+								
34-17-0		0-2-0		2-7-0		OVERALL		5-1-0		2-0-0		25-7-0								
10-1-0		0-0-0		0-0-0		HOME		0-0-0		0-0-0		10-1-0								
10-8-0		0-1-0		1-3-0		AWAY		1-0-0		0-0-0		8-4-0								
14-8-0		0-1-0		1-4-0		NEUTRAL		4-1-0		2-0-0		7-2-0								
19-12-0		0-2-0		2-7-0		NON-CONFERENCE		5-1-0		2-0-0		10-2-0								
2-0-0		0-0-0		0-0-0		HOME		0-0-0		0-0-0		2-0-0								
3-4-0		0-1-0		1-0-		AWAY		1-0-0		0-0-0		1-0-0								
14-8-0		0-1-0		1-4-0		NEUTRAL		4-1-0		2-0-0		7-2-0								
15-5-0		0-0-0		0-0-0		CONFERENCE		0-0-0		0-0-0		15-5-0								
8-1-0		0-0-0		0-0-0		HOME		0-0-0		0-0-0		8-1-0								
7-4-0		0-0-0		0-0-0		AWAY		0-0-0		0-0-0		7-4-0								
0-0-0		0-0-0		0-0-0		NEUTRAL		0-0-0		0-0-0		0-0-0								
RPI	S	Opponent		Score		RPI	S	Opponent		Score		RPI	S	Opponent		Score				
6	N	Washington		3	10	26	A	Texas		0	5	54	N	Grand Canyon		3	2			
18	A	Fresno St.		0	2	28	A	Cal St. Fullerton		7	9	55	N	CSUN		9	8			
						28	A	Cal St. Fullerton		10	1	58	N	San Diego St.		5	4			
						30	A	Utah		0	4	58	N	San Diego St.		1	2			
						36	N	Long Beach St.		4	8	69	N	San Jose St.		4	0			
						41	N	Tulsa		3	5	95	A	Cal Poly		2	1			
						48	N	Illinois		5	7									
						48	N	Illinois		0	3									
						48	N	Illinois		10	5									
						LAST 10 GAMES														
						189	A	Montana		9	7	175	H	Sacramento St.		8	0			
						189	A	Montana		2	5	262	A	North Dakota		5	4			
						189	A	Montana		4	5	262	A	North Dakota		3	5			
						175	H	Sacramento St.		4	3	262	A	North Dakota		9	2			
						175	H	Sacramento St.		11	3	168	A	Utah St.		3	2			
												242	N	CSU Bakersfield		5	4			
												249	A	Portland St.		10	2			
												249	A	Portland St.		5	3			
												249	A	Portland St.		0	4			
												252	H	Utah Valley		5	3			
												252	H	Utah Valley		8	6			

Non-Div. I Games:

Weber St.



RPI	S	Opponent	Score	
262	A	North Dakota	3	5
262	A	North Dakota	9	2
262	A	North Dakota	5	4
264	H	Northern Colo.	11	1
264	H	Northern Colo.	10	0
264	H	Northern Colo.	7	2
290	N	Saint Peter's	3	0

Weber St.

W  
e  
b  
e  
r  
s  
t  
.

W  
e  
b  
e  
r  
s  
t  
.



Average RPI Win: 159		WON-LOST	WINNING	LAST 10	STRENGTH OF		OPP. STRENGTH	TEAM	ADJ		CONF.	ADJ CONF.
Average RPI Loss: 85		RECORD	PCT. RANK	GAMES	SCHEDULE		OF SCHEDULE	RPI	RPI		RPI	RPI
DIV. I ONLY		31-20-0	.60784	77	5-5-0		144	70	86		.5338	86
DIV. I NON-CONF.		23-6-0	.7931	25	2-0-0		218	203	60		.55557	60
TOTALS		RPI 1-25	RPI 26-50		W-L RECORDS		RPI 51-100		RPI 101-150		RPI 150+	
31-20-0		0-3-0	2-5-0		OVERALL		6-5-0		7-4-0		16-3-0	
12-8-0		0-3-0	2-1-0		HOME		0-0-0		3-2-0		7-2-0	
8-9-0		0-0-0	0-4-0		AWAY		5-4-0		1-0-0		2-1-0	
11-3-0		0-0-0	0-0-0		NEUTRAL		1-1-0		3-2-0		7-0-0	
23-6-0		0-0-0	0-0-0		NON-CONFERENCE		3-2-0		6-2-0		14-2-0	
7-1-0		0-0-0	0-0-0		HOME		0-0-0		2-0-0		5-1-0	
5-2-0		0-0-0	0-0-		AWAY		2-1-0		1-0-0		2-1-0	
11-3-0		0-0-0	0-0-0		NEUTRAL		1-1-0		3-2-0		7-0-0	
8-14-0		0-3-0	2-5-0		CONFERENCE		3-3-0		1-2-0		2-1-0	
5-7-0		0-3-0	2-1-0		HOME		0-0-0		1-2-0		2-1-0	
3-7-0		0-0-0	0-4-0		AWAY		3-3-0		0-0-0		0-0-0	
0-0-0		0-0-0	0-0-0		NEUTRAL		0-0-0		0-0-0		0-0-0	
RPI S	Opponent	Score	RPI S	Opponent	Score	RPI S	Opponent	Score	RPI S	Opponent	Score	
7	H Florida St.	3 4	29	A Notre Dame	1 13	52	A Boston College	3 7	111	N Southern Ill.	8 0	
7	H Florida St.	5 15	35	H North Carolina	3 13	52	A Boston College	2 5	122	A Stetson	8 0	
7	H Florida St.	11 16	35	H North Carolina	11 3	52	A Boston College	8 2	133	N Saint Joseph's	4 2	
			35	H North Carolina	7 3	54	N Grand Canyon	11 3	135	H Saint Francis (PA)	7 5	
			42	A Virginia Tech	7 10	59	A Kent St.	1 0	135	H Saint Francis (PA)	6 1	
			42	A Virginia Tech	9 12	59	A Kent St.	3 2	141	H Virginia	11 3	
			42	A Virginia Tech	0 8	75	N Penn St.	2 7	141	H Virginia	2 4	
						96	A North Carolina St.	5 6	141	H Virginia	5 8	
						96	A North Carolina St.	2 1	149	N Central Mich.	3 4	
						96	A North Carolina St.	3 0	149	N Central Mich.	2 0	
						98	A Jacksonville	0 1	150	N Radford	3 4	
									163	H Bucknell	4 5	
									163	H Bucknell	9 0	
									170	H Georgia Tech	8 9	
									170	H Georgia Tech	9 4	
									170	H Georgia Tech	4 3	
									190	A Mercer	19 1	
									191	N Providence	13 0	
									191	N Providence	11 4	
									207	A San Diego	5 6	
									207	A San Diego	8 6	
									244	N Colgate	7 4	
									245	H St. Bonaventure	8 0	
									245	H St. Bonaventure	7 3	
									245	H St. Bonaventure	9 1	
									245	H St. Bonaventure	10 0	
									249	N Portland St.	1 0	
LAST 10 GAMES												

Non-Div. I Games:

Pittsburgh



RPI	S	Opponent	Score	
250	N	Georgetown	14	3
250	N	Georgetown	21	6
252	N	Utah Valley	4	3

Pittsburgh

P  
i  
t  
t  
s  
b  
u  
r  
g  
h

P  
i  
t  
t  
s  
b  
u  
r  
g  
h



Average RPI Win:	140	WON-LOST RECORD	WINNING PCT. RANK	LAST 10 GAMES	STRENGTH OF SCHEDULE	OPP. STRENGTH OF SCHEDULE	TEAM RPI	ADJ RPI	CONF. RPI	ADJ CONF. RPI		
DIV. I ONLY		26-28-0	.48148	162	6-4-0	56	48	88	.533	87	7	6
DIV. I NON-CONF.		17-19-0	.47222	168	0-1-0	66	49	100	.52718	98	6	6
<hr/>												
TOTALS	RPI 1-25	RPI 26-50		W-L RECORDS		RPI 51-100		RPI 101-150		RPI 150+		
26-28-0	2-9-0	4-11-0		OVERALL		2-1-0		7-3-0		11-4-0		
16-13-0	1-2-0	4-7-0		HOME		0-0-0		6-1-0		5-3-0		
5-13-0	1-5-0	0-4-0		AWAY		1-1-0		1-2-0		2-1-0		
5-2-0	0-2-0	0-0-0		NEUTRAL		1-0-0		0-0-0		4-0-0		
17-19-0	1-7-0	2-7-0		NON-CONFERENCE		2-1-0		3-1-0		9-3-0		
11-9-0	1-2-0	2-3-0		HOME		0-0-0		3-1-0		5-3-0		
1-8-0	0-3-0	0-0-		AWAY		1-1-0		0-0-0		0-0-0		
5-2-0	0-2-0	0-0-0		NEUTRAL		1-0-0		0-0-0		4-0-0		
9-9-0	1-2-0	2-4-0		CONFERENCE		0-0-0		4-2-0		2-1-0		
5-4-0	0-0-0	2-4-0		HOME		0-0-0		3-0-0		0-0-0		
4-5-0	1-2-0	0-0-0		AWAY		0-0-0		1-2-0		2-1-0		
0-0-0	0-0-0	0-0-0		NEUTRAL		0-0-0		0-0-0		0-0-0		
RPI S	Opponent	Score	RPI S	Opponent	Score	RPI S	Opponent	Score	RPI S	Opponent	Score	
13 H	Baylor	8 5	26 H	Texas	1 4	99 N	Ga. Southern	10 2	113 H	Lipscomb	3 5	
13 H	Baylor	0 4	31 H	UCF	0 8	100 A	Lamar	8 4	113 H	Lipscomb	4 1	
17 H	Texas A&M	0 12	31 H	UCF	3 8	100 A	Lamar	3 4	113 H	Lipscomb	8 0	
20 A	South Fla.	3 6	31 H	UCF	7 0				142 A	East Carolina	0 2	
20 A	South Fla.	0 4	33 A	McNeese St.	0 4				142 A	East Carolina	6 7	
20 A	South Fla.	5 2	33 H	McNeese St.	4 1				142 A	East Carolina	9 0	
21 A	Arizona	3 4	34 H	Oklahoma St.	3 7				143 H	Memphis	2 1	
21 A	Arizona	4 7	34 H	Oklahoma St.	10 9				143 H	Memphis	4 3	
21 A	Arizona	2 11	34 H	Oklahoma St.	3 12				143 H	Memphis	6 1	
22 N	Minnesota	3 5	38 A	Mississippi St.	1 9				145 H	Iowa St.	4 3	
22 N	Minnesota	1 6	38 A	Mississippi St.	1 7				171 A	UConn	5 1	
			39 A	Arizona St.	5 6				171 A	UConn	2 3	
			41 H	Tulsa	2 1				171 A	UConn	7 4	
			41 H	Tulsa	2 11				174 H	Ball St.	0 10	
			41 H	Tulsa	3 8				177 N	Tennessee Tech	4 0	
									186 H	Toledo	8 0	
									186 H	Toledo	9 0	
									193 H	Sam Houston St.	10 8	
									193 H	Sam Houston St.	15 4	
									235 H	Incarnate Word	3 4	
									243 H	Texas Southern	9 6	
									243 H	Texas Southern	3 5	
			LAST 10 GAMES						257 N	Mt. St. Mary's	3 0	
			143 H	Memphis	4 3	171 A	UConn	7 4	257 N	Mt. St. Mary's	9 1	
			143 H	Memphis	2 1	171 A	UConn	2 3	284 N	Alabama A&M	8 0	
			143 H	Memphis	6 1	142 A	East Carolina	0 2				
			33 A	McNeese St.	0 4	142 A	East Carolina	6 7				
			171 A	UConn	5 1	142 A	East Carolina	9 0				

Non-Div. I Games:

Houston



[illegible]

**Non-Div. I Games:**

Western Caro.



RPI	S	Opponent	Score	
190	H	Mercer	7	5
219	A	Savannah St.	12	3
231	N	Southeast Mo. St.	8	0
232	N	Valparaiso	5	4
237	N	Drexel	8	0
237	N	Drexel	7	1
266	N	Austin Peay	2	0
266	N	Austin Peay	5	2
275	A	N.C. A&T	6	4
275	A	N.C. A&T	5	0
275	N	N.C. A&T	10	4

Western Caro.

W  
e  
s  
t  
e  
r  
n  
C  
a  
r  
o  
.

W  
e  
s  
t  
e  
r  
n  
C  
a  
r  
o  
.



Average RPI Win:	151	WON-LOST RECORD	WINNING PCT. RANK	LAST 10 GAMES		STRENGTH OF SCHEDULE	OPP. STRENGTH OF SCHEDULE	TEAM RPI	ADJ RPI	CONF. RPI	ADJ CONF. RPI	
DIV. I ONLY		27-25-0	.51923	137	3-7-0	77	117	103	.52987	89	14	14
DIV. I NON-CONF.		16-8-0	.66667	53	0-1-0	72	81	49	.5763	47	15	15
<hr/>												
TOTALS	RPI 1-25	RPI 26-50		W-L RECORDS		RPI 51-100		RPI 101-150		RPI 150+		
27-25-0	0-3-0	4-2-0		OVERALL		4-11-0		3-2-0		16-7-0		
13-9-0	0-0-0	1-2-0		HOME		1-3-0		1-2-0		10-2-0		
6-13-0	0-3-0	2-0-0		AWAY		1-6-0		0-0-0		3-4-0		
8-3-0	0-0-0	1-0-0		NEUTRAL		2-2-0		2-0-0		3-1-0		
16-8-0	0-3-0	3-0-0		NON-CONFERENCE		3-3-0		1-0-0		9-2-0		
6-1-0	0-0-0	0-0-0		HOME		0-1-0		0-0-0		6-0-0		
3-4-0	0-3-0	2-0-		AWAY		1-0-0		0-0-0		0-1-0		
7-3-0	0-0-0	1-0-0		NEUTRAL		2-2-0		1-0-0		3-1-0		
11-17-0	0-0-0	1-2-0		CONFERENCE		1-8-0		2-2-0		7-5-0		
7-8-0	0-0-0	1-2-0		HOME		1-2-0		1-2-0		4-2-0		
3-9-0	0-0-0	0-0-0		AWAY		0-6-0		0-0-0		3-3-0		
1-0-0	0-0-0	0-0-0		NEUTRAL		0-0-0		1-0-0		0-0-0		
RPI	S	Opponent	Score	RPI	S	Opponent	Score	RPI	S	Opponent	Score	
13	A	Baylor	0 10	33	H	McNeese St.	2 14	64	N	Longwood	1 2	
13	A	Baylor	3 4	33	H	McNeese St.	3 11	64	N	Longwood	2 1	
15	A	LSU	1 6	33	H	McNeese St.	9 8	73	N	DePaul	5 1	
				34	N	Oklahoma St.	9 3	73	N	DePaul	0 1	
				38	A	Mississippi St.	1 0	80	A	Central Ark.	0 6	
				44	A	Texas St.	1 0	80	A	Central Ark.	1 5	
								80	A	Central Ark.	1 5	
								90	A	Nicholls St.	4 10	
								90	A	Nicholls St.	1 5	
								90	A	Nicholls St.	0 1	
								92	A	Louisiana Tech	11 9	
								92	H	Louisiana Tech	3 4	
								100	H	Lamar	6 4	
								100	H	Lamar	2 4	
								100	H	Lamar	4 6	
		</										

**Non-Div. I Games:**

Northwestern St.



RPI	S	Opponent	Score	
255	H	Alcorn	8	0

Northwestern St.

N  
o  
r  
t  
h  
w  
e  
s  
t  
e  
r  
n  
S  
t  
.

N  
o  
r  
t  
h  
w  
e  
s  
t  
e  
r  
n  
S  
t  
.



[illegible]

**Non-Div. I Games:**

Nicholls St.



RPI	S	Opponent	Score	
254	N	UMBC	5	6
255	H	Alcorn	12	1
255	H	Alcorn	10	4
263	N	Mississippi Val.	6	0
263	N	Mississippi Val.	11	0
269	N	Tennessee St.	13	4
278	H	Jackson St.	9	5
278	H	Jackson St.	7	4
278	H	Jackson St.	7	4
278	H	Jackson St.	6	4
280	N	IPFW	3	2

Nicholls St.

N  
i  
c  
h  
o  
l  
l  
s  
s  
t  
.

N  
i  
c  
h  
o  
l  
l  
s  
s  
t  
.



Average RPI Win: 158		WON-LOST RECORD		WINNING PCT. RANK		LAST 10 GAMES		STRENGTH OF SCHEDULE		OPP. STRENGTH OF SCHEDULE		TEAM RPI		ADJ RPI		CONF. RPI		ADJ CONF. RPI				
DIV. I ONLY		33-21-0		.61111 75		8-2-0		160		97		93		.52946 91		16		16				
DIV. I NON-CONF.		19-12-0		.6129 76		1-0-0		138		52		79		.54151 80		16		16				
TOTALS		RPI 1-25		RPI 26-50		W-L RECORDS		RPI 51-100		RPI 101-150		RPI 150+										
33-21-0		1-2-0		0-4-0		OVERALL		7-3-0		8-5-0		17-7-0										
8-7-0		1-1-0		0-2-0		HOME		2-0-0		0-0-0		5-4-0										
13-9-0		0-1-0		0-0-0		AWAY		4-2-0		4-2-0		5-3-0										
12-5-0		0-0-0		0-2-0		NEUTRAL		1-0-0		4-3-0		7-0-0										
19-12-0		1-2-0		0-4-0		NON-CONFERENCE		5-2-0		6-4-0		7-0-0										
1-3-0		1-1-0		0-2-0		HOME		0-0-0		0-0-0		0-0-0										
6-4-0		0-1-0		0-0-		AWAY		4-2-0		2-1-0		0-0-0										
12-5-0		0-0-0		0-2-0		NEUTRAL		1-0-0		4-3-0		7-0-0										
14-9-0		0-0-0		0-0-0		CONFERENCE		2-1-0		2-1-0		10-7-0										
7-4-0		0-0-0		0-0-0		HOME		2-0-0		0-0-0		5-4-0										
7-5-0		0-0-0		0-0-0		AWAY		0-1-0		2-1-0		5-3-0										
0-0-0		0-0-0		0-0-0		NEUTRAL		0-0-0		0-0-0		0-0-0										
RPI	S	Opponent		Score		RPI	S	Opponent		Score		RPI	S	Opponent		Score						
16	H	Kentucky		1	3	33	N	McNeese St.		4	8	59	A	Kent St.		4	5	107	A	Dayton	0	1
16	H	Kentucky		1	0	40	H	Ohio St.		0	1	59	H	Kent St.		4	1	107	A	Dayton	9	4
24	A	South Carolina		0	8	40	H	Ohio St.		4	10	59	H	Kent St.		4	2	112	A	Furman	4	0
						42	N	Virginia Tech		4	5	64	N	Longwood		2	1	116	N	UNCG	2	0
												72	A	Texas Tech		5	7	123	N	Drake	4	5
												72	A	Texas Tech		6	2	123	N	Drake	4	0
												76	A	Indiana		6	0	127	A	Miami (OH)	1	2
												93	A	Marshall		7	0	127	A	Miami (OH)	2	1
												93	A	Marshall		0	8	127	A	Miami (OH)	2	1
												96	A	North Carolina St.		2	0	141	N	Virginia	7	8
																		141	N	Virginia	3	2
																		146	N	SFA	1	3
																		148	N	UTSA	8	5
																		153	H	Akron	0	1
																		153	H	Akron	2	1
																		153	H	Akron	3	4
																		155	N	Evansville	9	4
																		174	A	Ball St.	1	2
																		174	A	Ball St.	2	3
																		174	A	Ball St.	6	8
																		184	H	Western Mich.	5	2
																		184	H	Western Mich.	2	1
																		184	H	Western Mich.	0	3
																		186	A	Toledo	4	2
																		186	A	Toledo	8	0
																		213	N	Winthrop	5	1
																		223	H	Buffalo	3	2
				LAST 10 GAMES																		
				240	A	Bowling Green		9	3	223	H	Buffalo		3	2	184	H	Western Mich.		0	3	
				240	A	Bowling Green		3	1	127	A	Miami (OH)		2	1	186	A	Toledo		4	2	
				240	A	Bowling Green		4	1	127	A	Miami (OH)		1	2	186	A	Toledo		8	0	
				223	H	Buffalo		2	1	127	A	Miami (OH)		2	1	213	N	Winthrop		5	1	
				223	H	Buffalo		3	5	107	A	Dayton		9	4	223	H	Buffalo		3	2	

Non-Div. I Games:

Ohio



RPI	S	Opponent	Score	
223	H	Buffalo	2	1
223	H	Buffalo	3	5
236	N	La Salle	8	0
240	A	Bowling Green	9	3
240	A	Bowling Green	4	1
240	A	Bowling Green	3	1
246	N	IUPUI	2	1
246	N	IUPUI	2	1
258	N	Bryant	4	3
258	N	Bryant	3	2

Ohio

O  
h  
i  
o

O  
h  
i  
o



Average RPI Win:		155	WON-LOST RECORD		WINNING PCT. RANK	LAST 10 GAMES	STRENGTH OF SCHEDULE		OPP. STRENGTH OF SCHEDULE	TEAM RPI	ADJ RPI	CONF. RPI	ADJ CONF. RPI					
Average RPI Loss:		94																
DIV. I ONLY			31-20-0		.60784	77	6-4-0		147	102	92	.5292	92	12	12			
DIV. I NON-CONF.			19-11-0		.63333	69	0-2-0		206	157	105	.52157	103	10	11			
TOTALS		RPI 1-25		RPI 26-50		W-L RECORDS		RPI 51-100		RPI 101-150		RPI 150+						
31-20-0		1-5-0		1-2-0		OVERALL		9-4-0		5-2-0		15-7-0						
16-8-0		0-1-0		1-2-0		HOME		6-3-0		3-1-0		6-1-0						
10-9-0		1-3-0		0-0-0		AWAY		3-1-0		0-1-0		6-4-0						
5-3-0		0-1-0		0-0-0		NEUTRAL		0-0-0		2-0-0		3-2-0						
19-11-0		0-3-0		1-2-0		NON-CONFERENCE		3-1-0		3-1-0		12-4-0						
10-5-0		0-1-0		1-2-0		HOME		2-1-0		1-0-0		6-1-0						
4-3-0		0-1-0		0-0-		AWAY		1-0-0		0-1-0		3-1-0						
5-3-0		0-1-0		0-0-0		NEUTRAL		0-0-0		2-0-0		3-2-0						
12-9-0		1-2-0		0-0-0		CONFERENCE		6-3-0		2-1-0		3-3-0						
6-3-0		0-0-0		0-0-0		HOME		4-2-0		2-1-0		0-0-0						
6-6-0		1-2-0		0-0-0		AWAY		2-1-0		0-0-0		3-3-0						
0-0-0		0-0-0		0-0-0		NEUTRAL		0-0-0		0-0-0		0-0-0						
RPI	S	Opponent		Score		RPI	S	Opponent		Score		RPI	S	Opponent		Score		
12	N	La.-Lafayette		2	8	27	H	Ole Miss		1	3	61	H	Jacksonville St.		4	0	
15	A	LSU		6	9	38	H	Mississippi St.		2	3	68	H	UAB		6	7	
15	H	LSU		8	30	44	H	Texas St.		5	0	68	H	UAB		6	3	
23	A	Fla. Atlantic		5	2							68	H	UAB		15	7	
23	A	Fla. Atlantic		0	6							78	H	Southern Miss.		4	2	
23	A	Fla. Atlantic		1	2							78	H	Southern Miss.		7	2	
												78	H	Southern Miss.		1	6	
												89	A	Northwestern St.		4	3	
												89	H	Northwestern St.		9	11	
												94	A	Charlotte		7	4	
												94	A	Charlotte		6	0	
												94	A	Charlotte		2	6	
												100	H	Lamar		5	4	
												108	H	Abilene Christian		4	1	
												113	N	Lipscomb		6	4	
												143	N	Memphis		9	3	
												146	A	SFA		1	3	
												148	H	UTSA		3	2	
												148	H	UTSA		4	0	
												148	H	UTSA		1	3	
												151	H	Liberty		1	5	
												151	N	Liberty		6	11	
												152	A	UTEP		0	8	
												152	A	UTEP		7	13	
												152	A	UTEP		6	7	
												154	A	North Texas		12	0	
												154	A	North Texas		9	3	
												154	A	North Texas		5	2	
												162	A	La.-Monroe		2	3	
												162	H	La.-Monroe		4	2	
												174	N	Ball St.		1	6	
												177	N	Tennessee Tech		15	2	
												196	A	Southeastern La.		4	1	
												210	H	Houston Baptist		9	0	
												225	H	Belmont		2	0	
												231	N	Southeast Mo. St.		11	2	
												255	H	Alcorn		12	0	
												263	H	Mississippi Val.		6	0	
												278	N	Jackson St.		10	1	
												293	A	Southern U.		11	3	
				LAST 10 GAMES														
				94	A	Charlotte	2	6	78	H	Southern Miss.	7	2	231	N	Southeast Mo. St.	11	2
				94	A	Charlotte	6	0	78	H	Southern Miss.	1	6	255	H	Alcorn	12	0
				94	A	Charlotte	7	4	146	A	SFA	1	3	263	H	Mississippi Val.	6	0
				27	H	Ole Miss	1	3	154	A	North Texas	9	3	278	N	Jackson St.	10	1
				78	H	Southern Miss.	4	2	154	A	North Texas	12	0	293	A	Southern U.	11	3

Non-Div. I Games:

Louisiana Tech



RPI	S	Opponent	Score	
294	A	Grambling	26	0
294	H	Grambling	8	0

Louisiana Tech

L  
o  
u  
i  
s  
i  
a  
n  
a  
T  
e  
c  
h

L  
o  
u  
i  
s  
i  
a  
n  
a  
T  
e  
c  
h



Average RPI Win:		161	WON-LOST RECORD		WINNING PCT. RANK		LAST 10 GAMES		STRENGTH OF SCHEDULE		OPP. STRENGTH OF SCHEDULE		TEAM RPI		ADJ RPI		CONF. RPI		ADJ CONF. RPI	
DIV. I ONLY			29-25-0		.53704 119		7-3-0		72		112		90		.52882 93		12		12	
DIV. I NON-CONF.			16-14-0		.53333 122		0-0-0		45		160		84		.53611 89		10		11	
TOTALS		RPI 1-25		RPI 26-50		W-L RECORDS		RPI 51-100		RPI 101-150		RPI 150+								
29-25-0		0-9-0		0-0-0		OVERALL		4-6-0		6-6-0		19-4-0								
13-8-0		0-1-0		0-0-0		HOME		1-4-0		4-3-0		8-0-0								
8-11-0		0-4-0		0-0-0		AWAY		2-2-0		0-2-0		6-3-0								
8-6-0		0-4-0		0-0-0		NEUTRAL		1-0-0		2-1-0		5-1-0								
16-14-0		0-6-0		0-0-0		NON-CONFERENCE		3-1-0		4-5-0		9-2-0								
5-4-0		0-1-0		0-0-0		HOME		1-1-0		2-2-0		2-0-0								
3-4-0		0-1-0		0-0-		AWAY		1-0-0		0-2-0		2-1-0								
8-6-0		0-4-0		0-0-0		NEUTRAL		1-0-0		2-1-0		5-1-0								
13-11-0		0-3-0		0-0-0		CONFERENCE		1-5-0		2-1-0		10-2-0								
8-4-0		0-0-0		0-0-0		HOME		0-3-0		2-1-0		6-0-0								
5-7-0		0-3-0		0-0-0		AWAY		1-2-0		0-0-0		4-2-0								
0-0-0		0-0-0		0-0-0		NEUTRAL		0-0-0		0-0-0		0-0-0								
RPI	S	Opponent		Score		RPI	S	Opponent		Score		RPI	S	Opponent		Score				
3	A	Alabama		2	4					67	N	Hofstra	9	1	102	H	FIU	3	2	
11	N	Tennessee		1	5					68	A	UAB	4	3	102	H	FIU	4	6	
11	N	Tennessee		0	18					68	A	UAB	1	8	102	H	FIU	8	0	
16	H	Kentucky		0	1					68	A	UAB	1	3	111	N	Southern Ill.	6	8	
21	N	Arizona		6	7					71	A	Troy	7	5	131	A	Wright St.	5	13	
21	N	Arizona		3	6					91	H	Ohio	8	0	131	A	Wright St.	2	5	
23	A	Fla. Atlantic		0	8					91	H	Ohio	0	7	132	N	LIU Brooklyn	10	2	
23	A	Fla. Atlantic		1	9					94	H	Charlotte	0	3	132	N	LIU Brooklyn	4	2	
23	A	Fla. Atlantic		0	5					94	H	Charlotte	2	5	135	H	Saint Francis (PA)	0	4	
										94	H	Charlotte	1	5	135	H	Saint Francis (PA)	9	2	
															150	H	Radford	0	5	
															150	H	Radford	8	3	
															151	A	Liberty	10	5	
															151	A	Liberty	5	3	
															152	H	UTEP	8	3	
															152	H	UTEP	5	1	
															152	H	UTEP	10	1	
															154	A	North Texas	4	1	
															154	A	North Texas	1	7	
															154	A	North Texas	9	5	
															158	N	Saint Louis	6	1	
															186	H	Toledo	8	3	
															186	H	Toledo	5	3	
															188	A	Western Ky.	2	1	
															188	A	Western Ky.	10	3	
															188	A	Western Ky.	4	6	
															204	H	Middle Tenn.	6	0	
															204	H	Middle Tenn.	4	5	
															23	A	Fla. Atlantic	0	5	
LAST 10 GAMES																				
						188	A	Western Ky.	10	3			102	H	FIU	4	6			
						188	A	Western Ky.	2	1			204	H	Middle Tenn.	9	2			
						188	A	Western Ky.	4	6			204	H	Middle Tenn.	8	0			
						102	H	FIU	3	2			204	H	Middle Tenn.	6	0			
						102	H	FIU	8	0			23	A	Fla. Atlantic	0	5			



RPI	S	Opponent	Score	
204	H	Middle Tenn.	8	0
204	H	Middle Tenn.	9	2
215	N	Loyola Chicago	2	1
218	A	Campbell	3	4
238	N	Appalachian St.	3	4
253	N	Alabama St.	4	2
288	N	UMES	11	0
288	N	UMES	11	4

Marshall



[illegible]

**Non-Div. I Games:**

Charlotte



RPI	S	Opponent	Score	
217	N	Yale	4	0
234	A	Gardner-Webb	8	0
234	A	Gardner-Webb	8	0
238	H	Appalachian St.	8	0
268	N	Morgan St.	8	0
285	A	N.C. Central	6	1

Charlotte

C  
h  
a  
r  
l  
o  
t  
t  
e

C  
h  
a  
r  
l  
o  
t  
t  
e



Average RPI Win:		133	WON-LOST RECORD		WINNING PCT. RANK	LAST 10 GAMES		STRENGTH OF SCHEDULE		OPP. STRENGTH OF SCHEDULE	TEAM RPI	ADJ RPI	CONF. RPI	ADJ CONF. RPI			
Average RPI Loss:		82															
DIV. I ONLY			24-23-0		.51064	142		4-6-0		93	58	107	.52828	95	9	9	
DIV. I NON-CONF.			17-12-0		.58621	90		0-1-0		126	54	86	.54188	79	8	8	
TOTALS		RPI 1-25		RPI 26-50		W-L RECORDS		RPI 51-100		RPI 101-150		RPI 150+					
24-23-0		2-3-0		4-6-0		OVERALL		4-4-0		5-8-0		9-2-0					
7-8-0		0-0-0		1-4-0		HOME		1-3-0		0-0-0		5-1-0					
6-7-0		0-0-0		3-0-0		AWAY		0-0-0		2-7-0		1-0-0					
11-8-0		2-3-0		0-2-0		NEUTRAL		3-1-0		3-1-0		3-1-0					
17-12-0		2-3-0		1-3-0		NON-CONFERENCE		3-2-0		4-3-0		7-1-0					
4-2-0		0-0-0		1-1-0		HOME		0-1-0		0-0-0		3-0-0					
2-2-0		0-0-0		0-0-		AWAY		0-0-0		1-2-0		1-0-0					
11-8-0		2-3-0		0-2-0		NEUTRAL		3-1-0		3-1-0		3-1-0					
7-11-0		0-0-0		3-3-0		CONFERENCE		1-2-0		1-5-0		2-1-0					
3-6-0		0-0-0		0-3-0		HOME		1-2-0		0-0-0		2-1-0					
4-5-0		0-0-0		3-0-0		AWAY		0-0-0		1-5-0		0-0-0					
0-0-0		0-0-0		0-0-0		NEUTRAL		0-0-0		0-0-0		0-0-0					
RPI	S	Opponent		Score		RPI	S	Opponent		Score		RPI	S	Opponent		Score	
7	N	Florida St.		1	3	28	H	Cal St. Fullerton		1	2	55	H	CSUN		1	0
9	N	Oregon		3	12	28	H	Cal St. Fullerton		3	8	55	H	CSUN		1	4
14	N	UCLA		1	9	28	H	Cal St. Fullerton		1	5	55	H	CSUN		3	6
21	N	Arizona		2	0	29	N	Notre Dame		3	6	58	N	San Diego St.		1	5
25	N	Oregon St.		7	3	36	A	Long Beach St.		4	1	62	N	Georgia St.		5	4
						36	A	Long Beach St.		1	0	83	N	Purdue		3	2
						36	A	Long Beach St.		1	0	83	N	Purdue		5	3
						37	H	California		5	0	85	H	Weber St.		1	2
						37	H	California		3	5						
						40	N	Ohio St.		2	7						
						LAST 10 GAMES											
						125	A	Hawaii		4	3	202	H	UC Davis		6	0
						125	A	Hawaii		0	1	55	H	CSUN		1	0
						125	A	Hawaii		2	3	55	H	CSUN		3	6
						202	H	UC Davis		0	1	55	H	CSUN		1	4
						202	H	UC Davis		5	1	37	H	California		3	5
		</															

Non-Div. I Games:

Cal Poly



Average RPI Win:		119	WON-LOST		WINNING		LAST 10		STRENGTH OF		OPP. STRENGTH		TEAM	ADJ		CONF.	ADJ CONF.	
Average RPI Loss:		83	RECORD		PCT. RANK		GAMES		SCHEDULE		OF SCHEDULE		RPI	RPI		RPI	RPI	
DIV. I ONLY			23-33-0		.41071		203		34		73		95		.52757		96	
DIV. I NON-CONF.			16-15-0		.51613		138		39		136		88		.53632		87	
TOTALS		RPI 1-25		RPI 26-50		W-L RECORDS		RPI 51-100		RPI 101-150		RPI 150+						
23-33-0		0-6-0		7-7-0		OVERALL		5-11-0		3-4-0		8-5-0						
15-17-0		0-0-0		3-2-0		HOME		4-8-0		0-2-0		8-5-0						
4-11-0		0-3-0		2-5-0		AWAY		1-3-0		1-0-0		0-0-0						
4-5-0		0-3-0		2-0-0		NEUTRAL		0-0-0		2-2-0		0-0-0						
16-15-0		0-3-0		3-1-0		NON-CONFERENCE		3-4-0		3-4-0		7-3-0						
11-9-0		0-0-0		1-1-0		HOME		3-3-0		0-2-0		7-3-0						
1-1-0		0-0-0		0-0-		AWAY		0-1-0		1-0-0		0-0-0						
4-5-0		0-3-0		2-0-0		NEUTRAL		0-0-0		2-2-0		0-0-0						
7-18-0		0-3-0		4-6-0		CONFERENCE		2-7-0		0-0-0		1-2-0						
4-8-0		0-0-0		2-1-0		HOME		1-5-0		0-0-0		1-2-0						
3-10-0		0-3-0		2-5-0		AWAY		1-2-0		0-0-0		0-0-0						
0-0-0		0-0-0		0-0-0		NEUTRAL		0-0-0		0-0-0		0-0-0						
RPI	S	Opponent		Score		RPI	S	Opponent		Score		RPI	S	Opponent		Score		
1	N	Florida		2	5	29	A	Notre Dame		6	5	52	H	Boston College		2	5	
2	N	Michigan		1	9	29	A	Notre Dame		14	15	52	H	Boston College		0	4	
7	A	Florida St.		4	12	29	A	Notre Dame		0	4	52	H	Boston College		2	9	
7	A	Florida St.		2	10	32	H	Nebraska		11	6	57	H	USC Upstate		8	0	
7	A	Florida St.		4	5	32	H	Nebraska		1	6	77	H	Wisconsin		6	5	
10	N	Missouri		2	17	35	A	North Carolina		7	2	77	H	Wisconsin		1	2	
						37	N	California		7	5	82	H	Northern Ill.		3	7	
						42	H	Virginia Tech		2	1	84	A	Syracuse		4	5	
						42	H	Virginia Tech		7	8	84	A	Syracuse		0	13	
						42	H	Virginia Tech		7	5	84	A	Syracuse		5	4	
						46	A	Louisville		3	19	86	H	Pittsburgh		0	3	
						46	A	Louisville		9	12	86	H	Pittsburgh		6	5	
						46	A	Louisville		1	10	86	H	Pittsburgh		1	2	
						47	N	Kansas		3	1	91	H	Ohio		0	2	
												94	H	Charlotte		6	5	
												98	A	Jacksonville		7	8	
LAST 10 GAMES																		
						29	A	Notre Dame		0	4	170	H	Georgia Tech		3	7	
						29	A	Notre Dame		14	15	52	H	Boston College		2	5	
						29	A	Notre Dame		6	5	52	H	Boston College		0	4	
						170	H	Georgia Tech		3	5	52	H	Boston College		2	9	
						170	H	Georgia Tech		7	5	116	A	UNCG		15	6	

Non-Div. I Games:

North Carolina St.



Average RPI Win:		191	WON-LOST RECORD		WINNING PCT. RANK		LAST 10 GAMES		STRENGTH OF SCHEDULE		OPP. STRENGTH OF SCHEDULE		TEAM RPI		ADJ RPI		CONF. RPI		ADJ CONF. RPI				
Average RPI Loss:		141																					
DIV. I ONLY			35-15-0		.7	34	5-5-0		193		223		87		.52735		97	23		22			
DIV. I NON-CONF.			18-7-0		.72	38	1-0-0		96		216		50		.56259		57	21		21			
TOTALS		RPI 1-25		RPI 26-50		W-L RECORDS		RPI 51-100		RPI 101-150		RPI 150+											
35-15-0		0-1-0		0-1-0		OVERALL		0-3-0		10-2-0		25-8-0											
13-5-0		0-0-0		0-0-0		HOME		0-2-0		4-0-0		9-3-0											
9-7-0		0-0-0		0-1-0		AWAY		0-1-0		0-1-0		9-1-0											
13-3-0		0-0-0		0-0-0		NEUTRAL		0-0-0		6-1-0		7-2-0											
18-7-0		0-1-0		0-1-0		NON-CONFERENCE		0-1-0		10-2-0		8-2-0											
5-0-0		0-0-0		0-0-0		HOME		0-0-0		4-0-0		1-0-0											
0-4-0		0-1-0		0-0-		AWAY		0-1-0		0-1-0		0-0-0											
13-3-0		0-0-0		0-0-0		NEUTRAL		0-0-0		6-1-0		7-2-0											
17-8-0		0-0-0		0-0-0		CONFERENCE		0-2-0		0-0-0		17-6-0											
8-5-0		0-0-0		0-0-0		HOME		0-2-0		0-0-0		8-3-0											
9-3-0		0-0-0		0-0-0		AWAY		0-0-0		0-0-0		9-3-0											
0-0-0		0-0-0		0-0-0		NEUTRAL		0-0-0		0-0-0		0-0-0											
RPI	S	Opponent		Score		RPI	S	Opponent		Score		RPI	S	Opponent		Score							
16	A	Kentucky		1	2	46	A	Louisville		1	6	61	H	Jacksonville St.		0	3	103	A	UNCW		4	5
												61	H	Jacksonville St.		2	13	107	H	Dayton		4	0
												99	A	Ga. Southern		0	1	107	H	Dayton		5	2
																		113	N	Lipscomb		9	1
																		114	N	Harvard		2	5
																		114	N	Harvard		7	6
																		115	N	Army West Point		4	3
																		121	N	Illinois St.		5	4
																		127	H	Miami (OH)		5	3
																		127	H	Miami (OH)		8	2
																		135	N	Saint Francis (PA)		6	4
																		135	N	Saint Francis (PA)		4	3
																		153	N	Akron		6	3
																		159	A	SIUE		8	1
																		160	N	Ill.-Chicago		8	5
																		165	H	UT Martin		0	2
																		165	H	UT Martin		6	4
																		167	N	Omaha		7	2
																		173	A	Eastern Ill.		3	7
																		173	A	Eastern Ill.		0	1
																		177	A	Tennessee Tech		0	6
																		177	A	Tennessee Tech		10	3
																		177	A	Tennessee Tech		7	1
																		205	H	Murray St.		3	2
																		205	H	Murray St.		4	3
																		206	N	Green Bay		11	2
																		208	A	Morehead St.		8	1
LAST 10 GAMES																							
						177	A	Tennessee Tech		10	3	165	H	UT Martin		0	2	177	A	Tennessee Tech		7	1
						177	A	Tennessee Tech		0	6	165	H	UT Martin		6	4	205	H	Murray St.		3	2
						177	A	Tennessee Tech		7	1	231	H	Southeast Mo. St.		4	2	205	H	Murray St.		4	3
						61	H	Jacksonville St.		2	13	231	H	Southeast Mo. St.		2	5	206	N	Green Bay		11	2
						61	H	Jacksonville St.		0	3	127	H	Miami (OH)		5	3	208	A	Morehead St.		8	1

Non-Div. I Games:

Eastern Ky.



RPI	S	Opponent	Score	
208	A	Morehead St.	2	0
208	A	Morehead St.	5	2
215	N	Loyola Chicago	0	1
225	H	Belmont	4	3
225	H	Belmont	6	7
225	H	Belmont	4	1
231	H	Southeast Mo. St.	2	5
231	H	Southeast Mo. St.	4	2
234	N	Gardner-Webb	4	1
262	N	North Dakota	0	2
262	N	North Dakota	4	1
266	H	Austin Peay	3	2
266	H	Austin Peay	8	4
267	H	Northern Ky.	9	0
269	A	Tennessee St.	11	3
269	A	Tennessee St.	11	0
269	A	Tennessee St.	10	2
287	N	Howard	11	1

Eastern Ky.

E  
a  
s  
t  
e  
r  
n  
K  
y  
.

E  
a  
s  
t  
e  
r  
n  
K  
y  
.



Average RPI Win:	165	WON-LOST	WINNING	LAST 10	STRENGTH OF	OPP. STRENGTH	TEAM	ADJ	CONF.	ADJ CONF.					
Average RPI Loss:	92	RECORD	PCT. RANK	GAMES	SCHEDULE	OF SCHEDULE	RPI	RPI	RPI	RPI					
DIV. I ONLY		27-28-0	.49091	154	6-4-0	55	116	96	.52528	98	10	11			
DIV. I NON-CONF.		19-18-0	.51351	145	1-1-0	52	141	92	.53104	95	12	12			
<hr/>															
TOTALS	RPI 1-25	RPI 26-50		W-L RECORDS		RPI 51-100		RPI 101-150		RPI 150+					
27-28-0	0-7-0	0-1-0		OVERALL		4-6-0		10-9-0		13-5-0					
19-13-0	0-0-0	0-1-0		HOME		3-1-0		6-7-0		10-4-0					
6-13-0	0-6-0	0-0-0		AWAY		1-4-0		4-2-0		1-1-0					
2-2-0	0-1-0	0-0-0		NEUTRAL		0-1-0		0-0-0		2-0-0					
<hr/>															
19-18-0	0-7-0	0-1-0		NON-CONFERENCE		4-3-0		2-2-0		13-5-0					
15-8-0	0-0-0	0-1-0		HOME		3-1-0		2-2-0		10-4-0					
2-8-0	0-6-0	0-0-		AWAY		1-1-0		0-0-0		1-1-0					
2-2-0	0-1-0	0-0-0		NEUTRAL		0-1-0		0-0-0		2-0-0					
<hr/>															
8-10-0	0-0-0	0-0-0		CONFERENCE		0-3-0		8-7-0		0-0-0					
4-5-0	0-0-0	0-0-0		HOME		0-0-0		4-5-0		0-0-0					
4-5-0	0-0-0	0-0-0		AWAY		0-3-0		4-2-0		0-0-0					
0-0-0	0-0-0	0-0-0		NEUTRAL		0-0-0		0-0-0		0-0-0					
<hr/>															
RPI S	Opponent	Score		RPI S	Opponent	Score		RPI S	Opponent	Score					
1 A	Florida	0	6	47 H	Kansas	0	9	57 A	USC Upstate	7	15	101 H	FGCU	1	8
1 A	Florida	0	10					57 A	USC Upstate	0	3	101 H	FGCU	0	8
7 A	Florida St.	0	4					57 A	USC Upstate	4	6	101 H	FGCU	2	7
11 A	Tennessee	0	10					75 H	Penn St.	6	0	113 A	Lipscomb	0	3
19 A	Georgia	0	5					75 H	Penn St.	3	9	113 A	Lipscomb	1	3
20 A	South Fla.	4	9					86 H	Pittsburgh	1	0	113 A	Lipscomb	4	0
22 N	Minnesota	4	20					88 N	Western Caro.	5	6	114 H	Harvard	5	11
								96 H	North Carolina St.	8	7	116 H	UNCG	7	5
								99 A	Ga. Southern	3	0	122 A	Stetson	4	2
								99 A	Ga. Southern	2	3	122 A	Stetson	6	3
												122 A	Stetson	4	0
												124 H	Kennesaw St.	4	5
												124 H	Kennesaw St.	1	7
												124 H	Kennesaw St.	1	0
												126 H	Coastal Caro.	4	3
												147 H	North Florida	4	0
												147 H	North Florida	9	8
												147 H	North Florida	16	15
												150 H	Radford	0	5
												166 H	Albany (NY)	9	5
												172 H	Presbyterian	2	1
												174 H	Ball St.	11	3
												174 H	Ball St.	0	11
												180 H	Monmouth	4	7
												180 H	Monmouth	5	0
												205 H	Murray St.	1	9
												205 H	Murray St.	4	2
<hr/>															
LAST 10 GAMES															
101 H FGCU				2	7	122 A Stetson				4	0	174 H Ball St.			
101 H FGCU				1	8	219 A Savannah St.				14	10	180 H Monmouth			
101 H FGCU				0	8	219 A Savannah St.				4	8	180 H Monmouth			
122 A Stetson				6	3	147 H North Florida				9	8	205 H Murray St.			
122 A Stetson				4	2	147 H North Florida				4	0	205 H Murray St.			

**Non-Div. I Games:**

Jacksonville



RPI	S	Opponent	Score	
209	H	George Mason	6	11
209	H	George Mason	5	1
219	A	Savannah St.	4	8
219	A	Savannah St.	14	10
226	H	Florida A&M	8	6
226	H	Florida A&M	4	0
245	H	St. Bonaventure	8	0
250	H	Georgetown	9	1
266	N	Austin Peay	4	3
266	N	Austin Peay	7	3

Jacksonville



Average RPI Win:		144	WON-LOST RECORD		WINNING PCT. RANK		LAST 10 GAMES		STRENGTH OF SCHEDULE		OPP. STRENGTH OF SCHEDULE		TEAM RPI		ADJ RPI		CONF. RPI		ADJ CONF. RPI						
DIV. I ONLY			30-26-0		.53571 120		4-6-0		109		64		97		.52405 99		6		7						
DIV. I NON-CONF.			17-15-0		.53125 124		1-1-0		199		95		135		.49904 133		7		7						
TOTALS		RPI 1-25		RPI 26-50		W-L RECORDS		RPI 51-100		RPI 101-150		RPI 150+													
30-26-0		2-5-0		3-4-0		OVERALL		6-9-0		6-1-0		13-7-0													
13-6-0		1-2-0		1-2-0		HOME		4-2-0		2-0-0		5-0-0													
9-14-0		1-3-0		2-2-0		AWAY		2-6-0		1-1-0		3-2-0													
8-6-0		0-0-0		0-0-0		NEUTRAL		0-1-0		3-0-0		5-5-0													
17-15-0		1-3-0		0-1-0		NON-CONFERENCE		2-4-0		6-1-0		8-6-0													
6-1-0		0-0-0		0-0-0		HOME		2-1-0		2-0-0		2-0-0													
3-8-0		1-3-0		0-0-		AWAY		0-2-0		1-1-0		1-1-0													
8-6-0		0-0-0		0-0-0		NEUTRAL		0-1-0		3-0-0		5-5-0													
13-11-0		1-2-0		3-3-0		CONFERENCE		4-5-0		0-0-0		5-1-0													
7-5-0		1-2-0		1-2-0		HOME		2-1-0		0-0-0		3-0-0													
6-6-0		0-0-0		2-1-0		AWAY		2-4-0		0-0-0		2-1-0													
0-0-0		0-0-0		0-0-0		NEUTRAL		0-0-0		0-0-0		0-0-0													
RPI	S	Opponent		Score		RPI	S	Opponent		Score		RPI	S	Opponent		Score									
12	H	La.-Lafayette		2 0		38	A	Mississippi St.		0 6		62	A	Georgia St.		0 8									
12	H	La.-Lafayette		1 12		43	H	South Ala.		1 11		62	A	Georgia St.		2 4									
12	H	La.-Lafayette		0 5		43	H	South Ala.		0 14		62	A	Georgia St.		4 3									
17	A	Texas A&M		2 3		43	H	South Ala.		5 3		71	A	Troy		5 13									
17	A	Texas A&M		10 13		44	A	Texas St.		0 2		71	A	Troy		8 1									
19	A	Georgia		0 9		44	A	Texas St.		6 1		71	A	Troy		1 4									
24	A	South Carolina		6 4		44	A	Texas St.		5 4		72	A	Texas Tech		1 4									
												72	A	Texas Tech		5 14									
												81	H	UT Arlington		7 2									
												81	H	UT Arlington		4 13									
												81	H	UT Arlington		3 0									
												87	N	Houston		2 10									
												97	H	Eastern Ky.		1 0									
												98	H	Jacksonville		0 3									
												98	H	Jacksonville		3 2									
						LAST 10 GAMES																			
						62 A Georgia St.						2 4		12 H La.-Lafayette						1 12					
						62 A Georgia St.						4 3		219 A Savannah St.						1 0					
						62 A Georgia St.						0 8		219 A Savannah St.						4 9					
						12 H La.-Lafayette						2 0		71 A Troy						1 4					
						12 H La.-Lafayette						0 5		71 A Troy						8 1					
																		284 N Alabama A&M						7 2	

**Non-Div. I Games:**

Ga. Southern



Average RPI Win: 187		WON-LOST RECORD		WINNING PCT. RANK		LAST 10 GAMES		STRENGTH OF SCHEDULE		OPP. STRENGTH OF SCHEDULE		TEAM RPI		ADJ RPI		CONF. RPI		ADJ CONF. RPI	
DIV. I ONLY		32-20-0		.61538 72		5-5-0		154		156		98		.52358 100		14		14	
DIV. I NON-CONF.		13-11-0		.54167 115		1-0-0		242		179		165		.48587 160		15		15	
TOTALS		RPI 1-25		RPI 26-50		W-L RECORDS		RPI 51-100		RPI 101-150		RPI 150+							
32-20-0		0-2-0		1-5-0		OVERALL		8-6-0		1-2-0		22-5-0							
16-3-0		0-0-0		1-2-0		HOME		1-1-0		0-0-0		14-0-0							
11-13-0		0-1-0		0-3-0		AWAY		5-5-0		1-2-0		5-2-0							
5-4-0		0-1-0		0-0-0		NEUTRAL		2-0-0		0-0-0		3-3-0							
13-11-0		0-2-0		0-3-0		NON-CONFERENCE		3-2-0		0-0-0		10-4-0							
5-1-0		0-0-0		0-0-0		HOME		1-1-0		0-0-0		4-0-0							
3-6-0		0-1-0		0-0-		AWAY		0-1-0		0-0-0		3-1-0							
5-4-0		0-1-0		0-0-0		NEUTRAL		2-0-0		0-0-0		3-3-0							
19-9-0		0-0-0		1-2-0		CONFERENCE		5-4-0		1-2-0		12-1-0							
11-2-0		0-0-0		1-2-0		HOME		0-0-0		0-0-0		10-0-0							
8-7-0		0-0-0		0-0-0		AWAY		5-4-0		1-2-0		2-1-0							
0-0-0		0-0-0		0-0-0		NEUTRAL		0-0-0		0-0-0		0-0-0							
RPI S	Opponent	Score		RPI S	Opponent	Score		RPI S	Opponent	Score		RPI S	Opponent	Score					
4 N	Oklahoma	2	12	33 H	McNeese St.	0	8	61 N	Jacksonville St.	9	2	108 A	Abilene Christian	8	3				
13 A	Baylor	4	5	33 H	McNeese St.	1	5	80 A	Central Ark.	7	2	108 A	Abilene Christian	4	6				
				33 H	McNeese St.	8	7	80 A	Central Ark.	4	7	108 A	Abilene Christian	1	7				
				41 A	Tulsa	2	14	80 A	Central Ark.	5	2	151 N	Liberty	5	6				
				41 A	Tulsa	0	9	84 N	Syracuse	3	0	164 A	UNLV	2	3				
				44 A	Texas St.	0	4	87 H	Houston	4	3	182 N	Iowa	8	14				
								87 H	Houston	4	8	182 N	Iowa	3	4				
								89 A	Northwestern St.	6	4	196 H	Southeastern La.	10	6				
								89 A	Northwestern St.	4	6	196 H	Southeastern La.	6	3				
								89 A	Northwestern St.	4	2	196 H	Southeastern La.	4	0				
								90 A	Nicholls St.	0	5	210 A	Houston Baptist	0	3				
								90 A	Nicholls St.	1	0	210 A	Houston Baptist	4	0				
								90 A	Nicholls St.	4	5	210 A	Houston Baptist	8	2				
								92 A	Louisiana Tech	4	5	212 H	A&M-Corpus Christi	4	3				
												212 H	A&M-Corpus Christi	5	0				
												212 H	A&M-Corpus Christi	5	0				
												235 H	Incarnate Word	3	0				
												235 H	Incarnate Word	2	1				
												235 H	Incarnate Word	8	0				
												235 H	Incarnate Word	8	3				
												241 N	South Dakota	11	7				
												243 A	Texas Southern	2	1				
												243 H	Texas Southern	7	3				
												252 N	Utah Valley	14	6				
												255 H	Alcorn	7	6				
												264 H	Northern Colo.	6	3				
												264 H	Northern Colo.	6	0				
LAST 10 GAMES				90 A	Nicholls St.	4	5	33 H	McNeese St.	1	5	243 A	Texas Southern	2	1				
				90 A	Nicholls St.	1	0	80 A	Central Ark.	4	7								
				90 A	Nicholls St.	0	5	80 A	Central Ark.	5	2								
				33 H	McNeese St.	0	8	80 A	Central Ark.	7	2								
				33 H	McNeese St.	8	7												

Non-Div. I Games:

Lamar



RPI	S	Opponent	Score	
278	A	Jackson St.	11	7
278	A	Jackson St.	16	7
294	N	Grambling	15	0

Lamar

L  
a  
m  
a  
r

L  
a  
m  
a  
r







RPI	S	Opponent	Score	
200	N	Indiana St.	5	1
204	H	Middle Tenn.	2	4
206	H	Green Bay	10	2
206	H	Green Bay	1	7
271	H	Oakland	9	1
271	H	Oakland	7	0
271	H	Oakland	7	3
283	H	Sacred Heart	7	6
283	H	Sacred Heart	1	0
283	H	Sacred Heart	8	0

FGCU



FIU

Average RPI Win:		154	WON-LOST RECORD		WINNING PCT. RANK		LAST 10 GAMES		STRENGTH OF SCHEDULE		OPP. STRENGTH OF SCHEDULE		TEAM RPI		ADJ RPI		CONF. RPI		ADJ CONF. RPI				
DIV. I ONLY			29-26-0		.52727 130		7-3-0		91		96		102		.52294 102		12		12				
DIV. I NON-CONF.			17-14-0		.54839 109		2-1-0		86		111		91		.5334 93		10		11				
TOTALS		RPI 1-25		RPI 26-50		W-L RECORDS		RPI 51-100		RPI 101-150		RPI 150+											
29-26-0		0-6-0		2-2-0		OVERALL		7-6-0		5-4-0		15-8-0											
18-15-0		0-4-0		1-2-0		HOME		5-2-0		3-2-0		9-5-0											
9-10-0		0-2-0		0-0-0		AWAY		2-4-0		2-1-0		5-3-0											
2-1-0		0-0-0		1-0-0		NEUTRAL		0-0-0		0-1-0		1-0-0											
17-14-0		0-3-0		2-2-0		NON-CONFERENCE		2-2-0		5-4-0		8-3-0											
12-9-0		0-1-0		1-2-0		HOME		2-2-0		3-2-0		6-2-0											
3-4-0		0-2-0		0-0-		AWAY		0-0-0		2-1-0		1-1-0											
2-1-0		0-0-0		1-0-0		NEUTRAL		0-0-0		0-1-0		1-0-0											
12-12-0		0-3-0		0-0-0		CONFERENCE		5-4-0		0-0-0		7-5-0											
6-6-0		0-3-0		0-0-0		HOME		3-0-0		0-0-0		3-3-0											
6-6-0		0-0-0		0-0-0		AWAY		2-4-0		0-0-0		4-2-0											
0-0-0		0-0-0		0-0-0		NEUTRAL		0-0-0		0-0-0		0-0-0											
RPI	S	Opponent		Score		RPI	S	Opponent		Score		RPI	S	Opponent		Score		RPI	S	Opponent		Score	
1	A	Florida		0	10	29	H	Notre Dame		3	6	68	A	UAB		1	3	101	A	FGCU		4	0
1	A	Florida		1	3	29	H	Notre Dame		8	17	68	A	UAB		1	9	101	A	FGCU		4	6
7	H	Florida St.		1	7	43	N	South Ala.		3	2	68	A	UAB		11	3	101	A	FGCU		3	1
23	H	Fla. Atlantic		0	4	48	H	Illinois		10	8	70	H	Delaware		3	2	110	H	Rutgers		3	4
23	H	Fla. Atlantic		2	3							70	H	Delaware		1	7	110	H	Rutgers		1	10
23	H	Fla. Atlantic		1	4							70	H	Delaware		4	5	119	H	St. John's (NY)		6	1
												76	H	Indiana		5	2	121	N	Illinois St.		4	8
												93	A	Marshall		6	4	132	H	LIU Brooklyn		9	2
												93	A	Marshall		0	8	142	H	East Carolina		7	3
												93	A	Marshall		2	3	152	H	UTEP		6	7
												94	H	Charlotte		8	0	152	H	UTEP		1	2
												94	H	Charlotte		2	1	152	H	UTEP		4	6
												94	H	Charlotte		4	2	154	A	North Texas		3	1
																		154	A	North Texas		12	3
																		154	A	North Texas		6	0
																		188	A	Western Ky.		4	5
																		188	A	Western Ky.		2	10
																		188	A	Western Ky.		16	7
																		203	H	Siena		4	5
																		203	H	Siena		6	1
																		204	H	Middle Tenn.		9	1
																		204	H	Middle Tenn.		6	3
																		204	H	Middle Tenn.		7	1
																		226	N	Florida A&M		8	0
																		228	A	Bethune-Cookman		7	2
																		228	A	Bethune-Cookman		3	4
																		232	H	Valparaiso		9	1
LAST 10 GAMES																							
						204	H	Middle Tenn.		6	3	93	A	Marshall		6	4	204	H	Middle Tenn.		7	1
						204	H	Middle Tenn.		9	1	101	A	FGCU		3	1	226	N	Florida A&M		8	0
						204	H	Middle Tenn.		7	1	101	A	FGCU		4	6	228	A	Bethune-Cookman		7	2
						93	A	Marshall		2	3	101	A	FGCU		4	0	228	A	Bethune-Cookman		3	4
						93	A	Marshall		0	8	68	A	UAB		11	3	232	H	Valparaiso		9	1

Non-Div. I Games:

FIU



RPI	S	Opponent	Score	
247	H	Central Conn. St.	8	0
247	H	Central Conn. St.	5	6
247	H	Central Conn. St.	10	1
273	H	Holy Cross	9	1
273	H	Holy Cross	7	0

FIU

FIU

FIU



UNCW

Average RPI Win:188

Average RPI Loss:104

WON-LOST  
RECORD

WINNING  
PCT. RANK

LAST 10  
GAMES

STRENGTH OF  
SCHEDULE

OPP. STRENGTH  
OF SCHEDULE

TEAM  
RPI

ADJ  
RPI

CONF.  
RPI

ADJ CONF.  
RPI

DIV. I ONLY

DIV. I NON-CONF.

29-21-0

21-11-0

.58

.65625

93

56

6-4-0

1-0-0

116

246

170

262

99

127

.52198

.50318

103

129

8

9

8

9

TOTALS

RPI 1-25

RPI 26-50

W-L RECORDS

RPI 51-100

RPI 101-150

RPI 150+

29-21-0

0-4-0

0-0-0

OVERALL

5-6-0

6-6-0

18-5-0

23-15-0

0-3-0

0-0-0

HOME

4-3-0

5-6-0

14-3-0

6-6-0

0-1-0

0-0-0

AWAY

1-3-0

1-0-0

4-2-0

0-0-0

0-0-0

0-0-0

NEUTRAL

0-0-0

0-0-0

0-0-0

21-11-0

0-1-0

0-0-0

NON-CONFERENCE

1-0-0

4-5-0

16-5-0

18-8-0

0-0-0

0-0-0

HOME

1-0-0

3-5-0

14-3-0

3-3-0

0-1-0

0-0-

AWAY

0-0-0

1-0-0

2-2-0

0-0-0

0-0-0

0-0-0

NEUTRAL

0-0-0

0-0-0

0-0-0

8-10-0

0-3-0

0-0-0

CONFERENCE

4-6-0

2-1-0

2-0-0

5-7-0

0-3-0

0-0-0

HOME

3-3-0

2-1-0

0-0-0

3-3-0

0-0-0

0-0-0

AWAY

1-3-0

0-0-0

2-0-0

0-0-0

0-0-0

0-0-0

NEUTRAL

0-0-0

0-0-0

0-0-0

RPI S

Opponent

Score

5 H James Madison

1

2

5 H James Madison

0

2

5 H James Madison

0

1

24 A South Carolina

5

7

RPI S

Opponent

Score

56 H Col. of Charleston

2

1

56 H Col. of Charleston

2

6

56 H Col. of Charleston

2

1

67 A Hofstra

3

4

67 A Hofstra

5

3

70 H Delaware

4

3

70 H Delaware

0

10

70 H Delaware

1

5

79 A Towson

5

6

79 A Towson

2

8

97 H Eastern Ky.

5

4

RPI S

Opponent

Score

115 H Army West Point

5

3

115 H Army West Point

1

3

116 H UNCG

2

7

120 H Elon

4

3

120 H Elon

2

0

120 H Elon

2

3

135 H Saint Francis (PA)

0

11

141 H Virginia

2

1

141 H Virginia

8

7

142 A East Carolina

4

3

150 H Radford

3

4

150 H Radford

3

6

163 H Bucknell

0

5

163 H Bucknell

3

1

163 H Bucknell

4

12

172 H Presbyterian

0

4

172 H Presbyterian

10

3

195 H Delaware St.

7

1

195 H Delaware St.

4

0

213 A Winthrop

2

3

213 A Winthrop

5

4

218 A Campbell

0

4

218 A Campbell

4

3

237 A Drexel

7

2

237 A Drexel

5

2

258 H Bryant

2

0

258 H Bryant

4

2

LAST 10 GAMES

79 A Towson

2

8

79 A Towson

5

6

237 A Drexel

5

2

237 A Drexel

7

2

120 H Elon

4

3

120 H Elon

2

3

120 H Elon

2

0

142 A East Carolina

4

3

56 H Col. of Charleston

2

1

56 H Col. of Charleston

2

6

UNCW

Non-Div. I Games:

UNCW



RPI	S	Opponent	Score	
261	H	Columbia	4	2
261	H	Columbia	6	1
261	H	Columbia	2	1
274	H	Lafayette	4	0
274	H	Lafayette	4	0
279	H	Rhode Island	10	3
285	H	N.C. Central	10	0
285	H	N.C. Central	4	2

UNCW

U  
N  
C  
W

U  
N  
C  
W



N  
e  
v  
a  
d  
a

Nevada



RPI	S	Opponent	Score	
249	N	Portland St.	4	2
270	A	Santa Clara	4	1
270	A	Santa Clara	10	1
277	H	Niagara	4	3
277	H	Niagara	2	0
277	H	Niagara	4	3

Nevada

N  
e  
v  
a  
d  
a

N  
e  
v  
a  
d  
a



Average RPI Win: 148		WON-LOST	WINNING	LAST 10	STRENGTH OF		OPP. STRENGTH	TEAM	ADJ	CONF.	ADJ CONF.
Average RPI Loss: 75		RECORD	PCT. RANK	GAMES	SCHEDULE		OF SCHEDULE	RPI	RPI	RPI	RPI
DIV. I ONLY		27-27-0	.5	147	5-5-0		80	66	105	.52161	105
DIV. I NON-CONF.		19-12-0	.6129	76	1-0-0		91	148	69	.54554	74
TOTALS		RPI 1-25	RPI 26-50		W-L RECORDS		RPI 51-100		RPI 101-150		RPI 150+
27-27-0		0-6-0	2-5-0		OVERALL		4-9-0		8-3-0		13-4-0
8-5-0		0-1-0	0-0-0		HOME		3-3-0		3-1-0		2-0-0
5-14-0		0-4-0	2-5-0		AWAY		1-3-0		1-0-0		1-2-0
14-8-0		0-1-0	0-0-0		NEUTRAL		0-3-0		4-2-0		10-2-0
19-12-0		0-4-0	0-1-0		NON-CONFERENCE		1-3-0		6-2-0		12-2-0
3-0-0		0-0-0	0-0-0		HOME		0-0-0		1-0-0		2-0-0
2-4-0		0-3-0	0-0-0		AWAY		1-0-0		1-0-0		0-0-0
14-8-0		0-1-0	0-0-0		NEUTRAL		0-3-0		4-2-0		10-2-0
8-15-0		0-2-0	2-4-0		CONFERENCE		3-6-0		2-1-0		1-2-0
5-5-0		0-1-0	0-0-0		HOME		3-3-0		2-1-0		0-0-0
3-10-0		0-1-0	2-4-0		AWAY		0-3-0		0-0-0		1-2-0
0-0-0		0-0-0	0-0-0		NEUTRAL		0-0-0		0-0-0		0-0-0
RPI S	Opponent	Score	RPI S	Opponent	Score	RPI S	Opponent	Score	RPI S	Opponent	Score
2 A	Michigan	0 8	39 A	Arizona St.	2 5	56 A	Col. of Charleston	4 1	101 A	FGCU	2 1
2 H	Michigan	0 3	40 A	Ohio St.	7 9	59 N	Kent St.	2 7	110 H	Rutgers	1 7
19 N	Georgia	0 5	40 A	Ohio St.	6 0	74 N	UNI	4 10	110 H	Rutgers	6 4
23 A	Fla. Atlantic	0 3	40 A	Ohio St.	9 7	74 N	UNI	9 13	110 H	Rutgers	5 2
23 A	Fla. Atlantic	0 6	45 A	Northwestern	2 4	75 A	Penn St.	6 8	121 N	Illinois St.	7 4
24 A	South Carolina	7 8	45 A	Northwestern	0 8	75 A	Penn St.	5 11	124 N	Kennesaw St.	0 2
			45 A	Northwestern	4 10	75 A	Penn St.	2 7	131 N	Wright St.	1 3
						76 H	Indiana	6 5	140 N	Chattanooga	4 0
						76 H	Indiana	1 2	143 N	Memphis	5 3
						76 H	Indiana	6 2	143 N	Memphis	9 1
						77 H	Wisconsin	4 5	149 H	Central Mich.	10 7
						77 H	Wisconsin	1 10	157 N	Boston U.	4 3
						77 H	Wisconsin	5 4	160 N	Ill.-Chicago	4 3
									160 N	Ill.-Chicago	6 7
									171 N	UConn	3 8
									171 N	UConn	9 0
									179 N	Charleston So.	7 5
									181 N	Stony Brook	7 0
									183 A	Maryland	2 10
									183 A	Maryland	8 9
									183 A	Maryland	12 3
									184 H	Western Mich.	12 2
									204 N	Middle Tenn.	3 2
									214 N	Western Ill.	11 2
									216 H	Eastern Mich.	3 2
									240 N	Bowling Green	20 13
									261 N	Columbia	7 2
			LAST 10 GAMES								
			40 A	Ohio St.	9 7	110 H	Rutgers	5 2			
			40 A	Ohio St.	7 9	216 H	Eastern Mich.	3 2			
			40 A	Ohio St.	6 0	45 A	Northwestern	4 10			
			110 H	Rutgers	6 4	45 A	Northwestern	2 4			
			110 H	Rutgers	1 7	45 A	Northwestern	0 8			

Non-Div. I Games:

Michigan St.



RPI	S	Opponent	Score	
261	N	Columbia	3	2

Michigan St.

M  
i  
c  
h  
i  
g  
a  
n  
s  
t  
.

M  
i  
c  
h  
i  
g  
a  
n  
s  
t  
.



[illegible]

**Non-Div. I Games:**

UC Riverside



RPI	S	Opponent	Score	
217	N	Yale	5	3
222	H	Southern Utah	6	4
233	N	Seattle	4	1
239	H	Canisius	1	4
239	H	Canisius	6	1
242	A	CSU Bakersfield	3	1
262	H	North Dakota	4	2
262	H	North Dakota	7	5
270	H	Santa Clara	7	6
270	H	Santa Clara	8	0
290	H	Saint Peter's	11	1

UC Riverside

U  
C  
R  
i  
v  
e  
r  
s  
i  
d  
e

U  
C  
R  
i  
v  
e  
r  
s  
i  
d  
e



Dayton

Dayton



RPI	S	Opponent	Score	
245	A	St. Bonaventure	6	1
245	A	St. Bonaventure	1	0
246	N	IUPUI	4	3
251	N	Detroit	8	0
266	N	Austin Peay	1	0
279	A	Rhode Island	12	5
280	N	IPFW	8	1

D  
a  
y  
t  
o  
n

D  
a  
y  
t  
o  
n

Dayton



[illegible]

**Non-Div. I Games:**

Abilene Christian



Average RPI Win:	202	WON-LOST	WINNING	LAST 10	STRENGTH OF	OPP. STRENGTH	TEAM	ADJ	CONF.	ADJ CONF.	
Average RPI Loss:	135	RECORD	PCT. RANK	GAMES	SCHEDULE	OF SCHEDULE	RPI	RPI	RPI	RPI	
DIV. I ONLY	32-17-0	.65306	52	6-4-0	202	219	115	.51878	109	17	17
DIV. I NON-CONF.	16-11-0	.59259	88	1-1-0	229	249	139	.49843	135	19	19
<hr/>											
TOTALS	RPI 1-25	RPI 26-50		W-L RECORDS		RPI 51-100		RPI 101-150		RPI 150+	
32-17-0	0-0-0	0-0-0		OVERALL		2-8-0		5-2-0		25-7-0	
13-2-0	0-0-0	0-0-0		HOME		0-0-0		4-1-0		9-1-0	
8-7-0	0-0-0	0-0-0		AWAY		1-6-0		0-0-0		7-1-0	
11-8-0	0-0-0	0-0-0		NEUTRAL		1-2-0		1-1-0		9-5-0	
16-11-0	0-0-0	0-0-0		NON-CONFERENCE		2-5-0		1-1-0		13-5-0	
6-0-0	0-0-0	0-0-0		HOME		0-0-0		0-0-0		6-0-0	
3-3-0	0-0-0	0-0-		AWAY		1-3-0		0-0-0		2-0-0	
7-8-0	0-0-0	0-0-0		NEUTRAL		1-2-0		1-1-0		5-5-0	
16-6-0	0-0-0	0-0-0		CONFERENCE		0-3-0		4-1-0		12-2-0	
7-2-0	0-0-0	0-0-0		HOME		0-0-0		4-1-0		3-1-0	
5-4-0	0-0-0	0-0-0		AWAY		0-3-0		0-0-0		5-1-0	
4-0-0	0-0-0	0-0-0		NEUTRAL		0-0-0		0-0-0		4-0-0	
RPI	S	Opponent	Score	RPI	S	Opponent	Score	RPI	S	Opponent	Score
						62 N Georgia St.	2 15	119 H St. John's (NY)			4 0
						62 N Georgia St.	15 2	119 H St. John's (NY)			8 7
						70 A Delaware	3 4	119 H St. John's (NY)			14 1
						70 A Delaware	4 6	137 H Butler			6 7
						73 A DePaul	1 9	137 H Butler			1 0
						73 A DePaul	0 3	142 N East Carolina			7 3
						73 A DePaul	3 13	147 N North Florida			1 8
						79 A Towson	3 2	166 N Albany (NY)			2 7
						79 A Towson	9 11	176 A Creighton			4 0
						99 N Ga. Southern	5 6	176 A Creighton			4 2
								176 A Creighton			8 1
								180 H Monmouth			1 0
								180 H Monmouth			10 7
								184 N Western Mich.			0 6
								191 A Providence			4 1
								191 A Providence			5 7
								191 A Providence			11 8
								193 N Sam Houston St.			9 1
								198 N Manhattan			5 6
								199 H Penn			10 0
								203 N Siena			11 0
								209 N George Mason			1 3
								216 N Eastern Mich.			1 3
								230 H Seton Hall			2 1
								230 N Seton Hall			14 4
								230 N Seton Hall			10 3
								230 N Seton Hall			4 3
LAST 10 GAMES											
						191 A Providence	5 7	79 A Towson	3 2	216 N Eastern Mich.	1 3
						191 A Providence	4 1	79 A Towson	9 11	230 H Seton Hall	2 1
						191 A Providence	11 8	250 H Georgetown	4 1	230 N Seton Hall	14 4
						137 H Butler	1 0	250 H Georgetown	5 11	230 N Seton Hall	10 3
						137 H Butler	6 7	250 H Georgetown	2 1	230 N Seton Hall	4 3

Non-Div. I Games:

Villanova



RPI	S	Opponent	Score	
230	N	Seton Hall	9	5
237	H	Drexel	12	0
250	H	Georgetown	4	1
250	H	Georgetown	5	11
250	H	Georgetown	2	1
267	N	Northern Ky.	3	2
274	H	Lafayette	1	0
274	H	Lafayette	4	1
275	N	N.C. A&T	9	1
280	N	IPFW	8	1
286	A	Rider	6	1
286	A	Rider	3	0



R  
u  
t  
g  
e  
r  
sR  
u  
t  
g  
e  
r  
s

Rutgers



RPI	S	Opponent	Score	
285	N	N.C. Central	4	1

Rutgers

R  
u  
t  
g  
e  
r  
s

R  
u  
t  
g  
e  
r  
s



Average RPI Win:	174	WON-LOST RECORD	WINNING PCT. RANK	LAST 10 GAMES	STRENGTH OF SCHEDULE	OPP. STRENGTH OF SCHEDULE	TEAM RPI	ADJ RPI	CONF. RPI	ADJ CONF. RPI	
Average RPI Loss:	129										
DIV. I ONLY	32-18-0	.64	60	7-3-0	201	149	110	.51812	111	15	15
DIV. I NON-CONF.	17-8-0	.68	47	0-0-0	217	190	98	.52426	100	14	14
<hr/>											
TOTALS	RPI 1-25	RPI 26-50		W-L RECORDS		RPI 51-100		RPI 101-150		RPI 150+	
32-18-0	0-0-0	1-2-0		OVERALL		3-3-0		7-7-0		21-6-0	
12-7-0	0-0-0	0-1-0		HOME		2-1-0		4-1-0		6-4-0	
9-8-0	0-0-0	1-1-0		AWAY		0-0-0		0-5-0		8-2-0	
11-3-0	0-0-0	0-0-0		NEUTRAL		1-2-0		3-1-0		7-0-0	
17-8-0	0-0-0	0-1-0		NON-CONFERENCE		1-2-0		4-4-0		12-1-0	
4-2-0	0-0-0	0-1-0		HOME		0-0-0		1-1-0		3-0-0	
2-3-0	0-0-0	0-0-		AWAY		0-0-0		0-2-0		2-1-0	
11-3-0	0-0-0	0-0-0		NEUTRAL		1-2-0		3-1-0		7-0-0	
15-10-0	0-0-0	1-1-0		CONFERENCE		2-1-0		3-3-0		9-5-0	
8-5-0	0-0-0	0-0-0		HOME		2-1-0		3-0-0		3-4-0	
7-5-0	0-0-0	1-1-0		AWAY		0-0-0		0-3-0		6-1-0	
0-0-0	0-0-0	0-0-0		NEUTRAL		0-0-0		0-0-0		0-0-0	
RPI	S	Opponent	Score	RPI	S	Opponent	Score	RPI	S	Opponent	Score
				47	H	Kansas	4 10	74	H	UNI	8 0
				50	A	Wichita St.	4 5	74	H	UNI	0 1
				50	A	Wichita St.	11 3	74	H	UNI	2 0
								86	N	Pittsburgh	0 8
								90	N	Nicholls St.	0 2
								93	N	Marshall	8 6
						</					

Non-Div. I Games:

Southern Ill.



RPI	S	Opponent	Score	
200	H	Indiana St.	8	0
201	A	Bradley	6	3
201	A	Bradley	6	1
201	A	Bradley	5	3
205	A	Murray St.	10	5
205	H	Murray St.	2	0
215	H	Loyola Chicago	5	0
215	H	Loyola Chicago	4	3
223	N	Buffalo	8	0
231	H	Southeast Mo. St.	3	2
244	N	Colgate	4	0
260	N	Iona	2	1
263	N	Mississippi Val.	12	0
276	N	Hartford	5	0

Southern Ill.

S  
o  
u  
t  
h  
e  
r  
n  
I  
l  
l  
.

S  
o  
u  
t  
h  
e  
r  
n  
I  
l  
l  
.



**Non-Div. I Games:**

Furman



RPI	S	Opponent	Score	
213	H	Winthrop	7	6
219	H	Savannah St.	3	1
223	N	Buffalo	7	3
223	N	Buffalo	9	5
234	H	Gardner-Webb	3	1
234	H	Gardner-Webb	16	1
236	H	La Salle	12	0
238	N	Appalachian St.	5	3
271	H	Oakland	6	5

F  
u  
r  
m  
a  
n

F  
u  
r  
m  
a  
n

Furman



Average RPI Win:		151	WON-LOST RECORD		WINNING PCT. RANK		LAST 10 GAMES		STRENGTH OF SCHEDULE		OPP. STRENGTH OF SCHEDULE		TEAM RPI		ADJ RPI		CONF. RPI		ADJ CONF. RPI				
Average RPI Loss:		94																					
DIV. I ONLY			26-27-0		.49057	155	4-6-0		79		92		117		.51736	113	10		11				
DIV. I NON-CONF.			18-17-0		.51429	143	3-3-0		115		103		107		.51881	106	12		12				
TOTALS		RPI 1-25		RPI 26-50		W-L RECORDS		RPI 51-100		RPI 101-150		RPI 150+											
26-27-0		0-4-0		1-2-0		OVERALL		6-9-0		7-9-0		12-3-0											
11-9-0		0-1-0		1-1-0		HOME		4-4-0		2-2-0		4-1-0											
6-11-0		0-1-0		0-0-0		AWAY		1-2-0		3-7-0		2-1-0											
9-7-0		0-2-0		0-1-0		NEUTRAL		1-3-0		2-0-0		6-1-0											
18-17-0		0-4-0		1-2-0		NON-CONFERENCE		3-6-0		2-2-0		12-3-0											
6-5-0		0-1-0		1-1-0		HOME		1-1-0		0-1-0		4-1-0											
3-5-0		0-1-0		0-0-		AWAY		1-2-0		0-1-0		2-1-0											
9-7-0		0-2-0		0-1-0		NEUTRAL		1-3-0		2-0-0		6-1-0											
8-10-0		0-0-0		0-0-0		CONFERENCE		3-3-0		5-7-0		0-0-0											
5-4-0		0-0-0		0-0-0		HOME		3-3-0		2-1-0		0-0-0											
3-6-0		0-0-0		0-0-0		AWAY		0-0-0		3-6-0		0-0-0											
0-0-0		0-0-0		0-0-0		NEUTRAL		0-0-0		0-0-0		0-0-0											
RPI	S	Opponent		Score		RPI	S	Opponent		Score		RPI	S	Opponent		Score		RPI	S	Opponent		Score	
4	N	Oklahoma		0	2	43	N	South Ala.		3	7	53	N	Samford		2	3	101	H	FGCU		6	1
11	A	Tennessee		2	10	46	H	Louisville		2	1	57	H	USC Upstate		6	3	101	H	FGCU		2	9
11	H	Tennessee		1	7	46	H	Louisville		1	7	57	H	USC Upstate		3	6	101	H	FGCU		9	0
16	N	Kentucky		0	4							57	H	USC Upstate		2	3	112	H	Furman		3	7
												68	H	UAB		2	4	122	A	Stetson		1	3
												71	H	Troy		2	0	122	A	Stetson		0	2
												78	N	Southern Miss.		6	1	122	A	Stetson		9	4
												87	A	Houston		1	4	124	A	Kennesaw St.		2	1
												87	A	Houston		5	3	124	A	Kennesaw St.		0	1
												87	A	Houston		0	8	124	A	Kennesaw St.		3	4
												92	N	Louisiana Tech		4	6	127	N	Miami (OH)		8	6
												97	N	Eastern Ky.		1	9	140	A	Chattanooga		5	6
												98	H	Jacksonville		3	0	147	A	North Florida		1	4
												98	H	Jacksonville		3	1	147	A	North Florida		16	0
												98	H	Jacksonville		0	4	147	A	North Florida		5	6
																		150	N	Radford		1	0
																		155	N	Evansville		9	1
																		169	H	Youngstown St.		2	4
																		173	N	Eastern Ill.		4	1
																		177	A	Tennessee Tech		8	12
																		182	N	Iowa		7	0
																		188	A	Western Ky.		5	1
																		188	A	Western Ky.		3	0
																		200	H	Indiana St.		12	9
																		205	H	Murray St.		6	0
																		225	H	Belmont		4	3
																		226	N	Florida A&M		3	4
LAST 10 GAMES																							
		124 A Kennesaw St.		3	4	4	N	Oklahoma		0	2	188	A	Western Ky.		3	0	200	H	Indiana St.		12	9
		124 A Kennesaw St.		2	1	11	A	Tennessee		2	10	205	H	Murray St.		6	0	225	H	Belmont		4	3
		124 A Kennesaw St.		0	1	150	N	Radford		1	0	226	N	Florida A&M		3	4						
		68 H UAB		2	4	205	H	Murray St.		6	0												
		269 H Tennessee St.		10	1	122	A	Stetson		1	3												

Non-Div. I Games:

Lipscomb



RPI	S	Opponent	Score	
229	N	Quinnipiac	7	2
246	N	IUPUI	5	1
267	N	Northern Ky.	10	1
269	H	Tennessee St.	10	1

Lipscomb

L  
i  
p  
s  
c  
o  
m  
b

L  
i  
p  
s  
c  
o  
m  
b



Average RPI Win:	193	WON-LOST RECORD	WINNING PCT. RANK	LAST 10 GAMES	STRENGTH OF SCHEDULE	OPP. STRENGTH OF SCHEDULE	TEAM RPI	ADJ RPI	CONF. RPI	ADJ CONF. RPI			
DIV. I ONLY		29-16-0	.64444	58	8-2-0	171	235	106	.51662	114	24	24	
DIV. I NON-CONF.		12-11-0	.52174	130	0-0-0	142	221	132	.49723	137	26	26	
<hr/>													
TOTALS	RPI 1-25	RPI 26-50		W-L RECORDS		RPI 51-100		RPI 101-150		RPI 150+			
29-16-0	0-0-0	0-1-0		OVERALL		3-3-0		4-3-0		22-9-0			
13-1-0	0-0-0	0-0-0		HOME		1-0-0		2-0-0		10-1-0			
9-8-0	0-0-0	0-0-0		AWAY		1-2-0		2-2-0		6-4-0			
7-7-0	0-0-0	0-1-0		NEUTRAL		1-1-0		0-1-0		6-4-0			
12-11-0	0-0-0	0-1-0		NON-CONFERENCE		3-3-0		1-2-0		8-5-0			
2-0-0	0-0-0	0-0-0		HOME		1-0-0		0-0-0		1-0-0			
3-4-0	0-0-0	0-0-		AWAY		1-2-0		1-1-0		1-1-0			
7-7-0	0-0-0	0-1-0		NEUTRAL		1-1-0		0-1-0		6-4-0			
17-5-0	0-0-0	0-0-0		CONFERENCE		0-0-0		3-1-0		14-4-0			
11-1-0	0-0-0	0-0-0		HOME		0-0-0		2-0-0		9-1-0			
6-4-0	0-0-0	0-0-0		AWAY		0-0-0		1-1-0		5-3-0			
0-0-0	0-0-0	0-0-0		NEUTRAL		0-0-0		0-0-0		0-0-0			
RPI	S	Opponent	Score	RPI	S	Opponent	Score	RPI	S	Opponent	Score		
				49	N	BYU	0 2	52	H	Boston College	2 1		
								58	A	San Diego St.	7 8		
								97	N	Eastern Ky.	6 7		
								97	N	Eastern Ky.	5 2		
								98	A	Jacksonville	11 5		
								99	A	Ga. Southern	2 12		
										117	N	Colorado St.	1 6
										118	A	Loyola Marymount	5 3
										118	A	Loyola Marymount	4 6
										136	A	Dartmouth	6 7
										136	A	Dartmouth	8 5
										136	H	Dartmouth	6 5
										136	H	Dartmouth	4 3
										156	N	St. Mary's (CA)	8 9
										161	H	Maine	10 7
										166	N	Albany (NY)	4 7
										172	N	Presbyterian	7 2
										180	N	Monmouth	5 4
										180	N	Monmouth	5 6
										191	A	Providence	8 2
										194	A	Princeton	1 0
										194	A	Princeton	0 2
										194	H	Princeton	1 2
										194	H	Princeton	7 1
										199	H	Penn	11 10
										199	H	Penn	10 2
										207	N	San Diego	4 1
										217	A	Yale	6 0
										217	A	Yale	0 1
										217	A	Yale	5 4
										217	A	Yale	2 0
										224	H	Brown	8 0
										224	H	Brown	7 6
LAST 10 GAMES													
				194	H	Princeton	7 1	136	H	Dartmouth	4 3		
				194	H	Princeton	1 2	224	H	Brown	11 4		
				136	A	Dartmouth	8 5	224	H	Brown	6 2		
				136	A	Dartmouth	6 7	224	H	Brown	8 0		
				136	H	Dartmouth	6 5	224	H	Brown	7 6		

Non-Div. I Games:

Harvard



RPI	S	Opponent	Score	
224	H	Brown	11	4
224	H	Brown	6	2
245	N	St. Bonaventure	5	3
256	A	Cornell	6	8
256	A	Cornell	9	1
261	H	Columbia	4	3
261	H	Columbia	8	0
262	N	North Dakota	1	3
279	A	Rhode Island	2	4
282	N	Fairleigh Dickinson	5	2
282	N	Fairleigh Dickinson	6	1

Harvard

H  
a  
r  
v  
a  
r  
d

H  
a  
r  
v  
a  
r  
d



Average RPI Win: 213		WON-LOST	WINNING	LAST 10	STRENGTH OF		OPP. STRENGTH	TEAM	ADJ		CONF.	ADJ CONF.
Average RPI Loss: 147		RECORD	PCT. RANK	GAMES	SCHEDULE		OF SCHEDULE	RPI	RPI		RPI	RPI
DIV. I ONLY		37-18-0	.67273	40	8-2-0		207	250	114		.51627	115
DIV. I NON-CONF.		24-13-0	.64865	61	4-1-0		191	270	108		.51563	110
TOTALS		RPI 1-25	RPI 26-50		W-L RECORDS		RPI 51-100		RPI 101-150		RPI 150+	
37-18-0		0-0-0	0-0-0		OVERALL		2-5-0		3-6-0		32-7-0	
10-5-0		0-0-0	0-0-0		HOME		1-2-0		0-1-0		9-2-0	
18-6-0		0-0-0	0-0-0		AWAY		0-0-0		1-2-0		17-4-0	
9-7-0		0-0-0	0-0-0		NEUTRAL		1-3-0		2-3-0		6-1-0	
24-13-0		0-0-0	0-0-0		NON-CONFERENCE		1-3-0		3-6-0		20-4-0	
4-2-0		0-0-0	0-0-0		HOME		0-0-0		0-1-0		4-1-0	
11-4-0		0-0-0	0-0-		AWAY		0-0-0		1-2-0		10-2-0	
9-7-0		0-0-0	0-0-0		NEUTRAL		1-3-0		2-3-0		6-1-0	
13-5-0		0-0-0	0-0-0		CONFERENCE		1-2-0		0-0-0		12-3-0	
6-3-0		0-0-0	0-0-0		HOME		1-2-0		0-0-0		5-1-0	
7-2-0		0-0-0	0-0-0		AWAY		0-0-0		0-0-0		7-2-0	
0-0-0		0-0-0	0-0-0		NEUTRAL		0-0-0		0-0-0		0-0-0	
RPI S	Opponent	Score	RPI S	Opponent	Score	RPI S	Opponent	Score	RPI S	Opponent	Score	
						57 N	USC Upstate	2 3	103 A	UNCW	3 1	
						63 N	Arkansas	5 4	103 A	UNCW	3 5	
						66 H	Lehigh	4 6	106 A	UC Riverside	3 11	
						66 H	Lehigh	1 0	118 N	Loyola Marymount	8 0	
						66 H	Lehigh	3 8	129 H	Marist	8 9	
						95 N	Cal Poly	3 7	129 N	Marist	4 3	
						97 N	Eastern Ky.	3 4	129 N	Marist	1 2	
									135 N	Saint Francis (PA)	5 8	
									135 N	Saint Francis (PA)	2 10	
									157 H	Boston U.	3 1	
									157 H	Boston U.	8 7	
									157 H	Boston U.	5 4	
									163 A	Bucknell	5 1	
									163 A	Bucknell	9 3	
									163 A	Bucknell	0 1	
									198 H	Manhattan	5 0	
									198 H	Manhattan	3 2	
									199 A	Penn	4 8	
									199 A	Penn	13 0	
									203 H	Siena	6 7	
									203 H	Siena	5 0	
									206 N	Green Bay	6 5	
									209 A	George Mason	4 3	
									209 A	George Mason	1 2	
									217 A	Yale	6 1	
									217 A	Yale	2 1	
									221 H	Fairfield	5 3	
LAST 10 GAMES												
						274 H	Lafayette	0 1	198 H	Manhattan	5 0	
						274 H	Lafayette	6 2	198 H	Manhattan	3 2	
						274 H	Lafayette	6 1	244 A	Colgate	4 3	
						276 A	Hartford	5 3	129 H	Marist	8 9	
						276 A	Hartford	7 0	273 A	Holy Cross	10 2	

Non-Div. I Games:

Army West Point



RPI	S	Opponent	Score	
229	A	Quinnipiac	12	4
229	A	Quinnipiac	3	1
229	N	Quinnipiac	7	6
241	N	South Dakota	3	4
244	A	Colgate	4	3
244	A	Colgate	7	4
244	A	Colgate	1	2
252	N	Utah Valley	10	6
262	N	North Dakota	8	0
265	N	UMass Lowell	4	1
273	A	Holy Cross	4	0
273	A	Holy Cross	7	1
273	A	Holy Cross	10	2
274	H	Lafayette	6	1
274	H	Lafayette	0	1
274	H	Lafayette	6	2
276	A	Hartford	7	0
276	A	Hartford	5	3
286	A	Rider	3	1
286	A	Rider	11	2
287	N	Howard	7	0

Army West Point

Army West Point

Army West Point



UNCG

Through Games Of May 8, 2016

Average RPI Win:	174	WON-LOST RECORD	WINNING PCT. RANK	LAST 10 GAMES	STRENGTH OF SCHEDULE	OPP. STRENGTH OF SCHEDULE	TEAM RPI	ADJ RPI	CONF. RPI	ADJ CONF. RPI	
Average RPI Loss:	106										
DIV. I ONLY	32-24-0	.57143	99	5-5-0	162	130	122	.51625	116	13	13
DIV. I NON-CONF.	23-15-0	.60526	81	0-1-0	215	151	120	.51279	113	13	13

TOTALS

RPI 1-25

RPI 26-50

W-L RECORDS

RPI 51-100

RPI 101-150

RPI 150+

32-24-0	0-1-0	2-1-0	OVERALL	3-12-0	10-5-0	17-5-0
23-9-0	0-0-0	0-0-0	HOME	1-3-0	6-3-0	16-3-0
4-11-0	0-1-0	0-1-0	AWAY	1-7-0	3-2-0	0-0-0
5-4-0	0-0-0	2-0-0	NEUTRAL	1-2-0	1-0-0	1-2-0
23-15-0	0-1-0	2-1-0	NON-CONFERENCE	2-7-0	4-2-0	15-4-0
17-6-0	0-0-0	0-0-0	HOME	1-3-0	2-1-0	14-2-0
1-5-0	0-1-0	0-0-	AWAY	0-2-0	1-1-0	0-0-0
5-4-0	0-0-0	2-0-0	NEUTRAL	1-2-0	1-0-0	1-2-0
9-9-0	0-0-0	0-0-0	CONFERENCE	1-5-0	6-3-0	2-1-0
6-3-0	0-0-0	0-0-0	HOME	0-0-0	4-2-0	2-1-0
3-6-0	0-0-0	0-0-0	AWAY	1-5-0	2-1-0	0-0-0
0-0-0	0-0-0	0-0-0	NEUTRAL	0-0-0	0-0-0	0-0-0

RPI	S	Opponent	Score	RPI	S	Opponent	Score	RPI	S	Opponent	Score	RPI	S	Opponent	Score
24	A	South Carolina	3 11	35	A	North Carolina	2 5	53	A	Samford	1 3	103	A	UNCW	7 2
				47	N	Kansas	6 3	53	A	Samford	5 6	110	H	Rutgers	8 4
				47	N	Kansas	12 8	53	A	Samford	2 3	110	H	Rutgers	2 6
								64	N	Longwood	1 9	112	H	Furman	6 9
								66	H	Lehigh	8 0	112	H	Furman	3 0
								66	H	Lehigh	1 4	112	H	Furman	5 7
								82	H	Northern Ill.	0 5	120	A	Elon	0 1
								88	A	Western Caro.	6 7	120	H	Elon	3 1
								88	A	Western Caro.	5 1	126	N	Coastal Caro.	16 1
								88	A	Western Caro.	5 13	140	H	Chattanooga	8 0
								91	N	Ohio	0 2	140	H	Chattanooga	9 8
								94	A	Charlotte	1 7	140	H	Chattanooga	9 7
								96	H	North Carolina St.	6 15	144	A	ETSU	11 7
								96	N	North Carolina St.	11 10	144	A	ETSU	1 4
								98	A	Jacksonville	5 7	144	A	ETSU	10 1
												169	H	Youngstown St.	6 15
												172	N	Presbyterian	1 0
												172	N	Presbyterian	0 3
												190	H	Mercer	6 3
												190	H	Mercer	2 15
												190	H	Mercer	5 4
												197	H	Robert Morris	8 0
												197	H	Robert Morris	6 5
												213	N	Winthrop	1 6
												224	H	Brown	2 4
												224	H	Brown	10 1
												227	H	George Washington	9 0

U  
N  
C  
G

LAST 10 GAMES

53	A	Samford	2 3	140	H	Chattanooga	8 0	197	H	Robert Morris	8 0
53	A	Samford	1 3	94	A	Charlotte	1 7	213	N	Winthrop	1 6
53	A	Samford	5 6	144	A	ETSU	1 4	224	H	Brown	2 4
140	H	Chattanooga	9 7	144	A	ETSU	11 7	224	H	Brown	10 1
140	H	Chattanooga	9 8	144	A	ETSU	10 1	227	H	George Washington	9 0

Non-Div. I Games:

UNCG



RPI	S	Opponent	Score	
227	H	George Washington	6	0
237	H	Drexel	8	0
238	H	Appalachian St.	9	0
238	H	Appalachian St.	2	1
258	H	Bryant	7	1
258	H	Bryant	11	3
260	H	Iona	10	1
260	H	Iona	6	3
275	H	N.C. A&T	6	0
285	H	N.C. Central	8	6

UNCG

U  
N  
C  
G

U  
N  
C  
G



Average RPI Win:	150	WON-LOST RECORD	WINNING PCT. RANK	LAST 10 GAMES	STRENGTH OF SCHEDULE	OPP. STRENGTH OF SCHEDULE	TEAM RPI	ADJ RPI	CONF. RPI	ADJ CONF. RPI		
Average RPI Loss:	88											
DIV. I ONLY		22-24-0	.47826	167	4-6-0	78	81	119	.51594	117	11	10
DIV. I NON-CONF.		14-12-0	.53846	117	0-0-0	70	80	82	.53737	86	11	10
<hr/>												
TOTALS	RPI 1-25	RPI 26-50		W-L RECORDS		RPI 51-100		RPI 101-150		RPI 150+		
22-24-0	0-7-0	1-4-0		OVERALL		4-4-0		4-3-0		13-6-0		
6-7-0	0-0-0	0-0-0		HOME		1-2-0		0-2-0		5-3-0		
7-7-0	0-4-0	0-0-0		AWAY		2-1-0		0-0-0		5-2-0		
9-10-0	0-3-0	1-4-0		NEUTRAL		1-1-0		4-1-0		3-1-0		
14-12-0	0-4-0	1-4-0		NON-CONFERENCE		1-1-0		4-1-0		8-2-0		
4-1-0	0-0-0	0-0-0		HOME		0-0-0		0-0-0		4-1-0		
1-1-0	0-1-0	0-0-		AWAY		0-0-0		0-0-0		1-0-0		
9-10-0	0-3-0	1-4-0		NEUTRAL		1-1-0		4-1-0		3-1-0		
8-12-0	0-3-0	0-0-0		CONFERENCE		3-3-0		0-2-0		5-4-0		
2-6-0	0-0-0	0-0-0		HOME		1-2-0		0-2-0		1-2-0		
6-6-0	0-3-0	0-0-0		AWAY		2-1-0		0-0-0		4-2-0		
0-0-0	0-0-0	0-0-0		NEUTRAL		0-0-0		0-0-0		0-0-0		
RPI S	Opponent	Score	RPI S	Opponent	Score	RPI S	Opponent	Score	RPI S	Opponent	Score	
10 N	Missouri	1 9	36 N	Long Beach St.	1 7	54 N	Grand Canyon	1 3	114 N	Harvard	6 1	
14 N	UCLA	3 8	37 N	California	1 2	55 N	CSUN	6 4	118 N	Loyola Marymount	4 3	
14 N	UCLA	5 6	49 N	BYU	10 6	58 A	San Diego St.	6 4	128 H	New Mexico	6 7	
17 A	Texas A&M	0 3	50 N	Wichita St.	0 3	58 A	San Diego St.	2 3	128 H	New Mexico	3 14	
18 A	Fresno St.	2 7	50 N	Wichita St.	8 9	58 A	San Diego St.	3 1	130 N	UC Santa Barbara	7 11	
18 A	Fresno St.	6 9				69 H	San Jose St.	4 12	130 N	UC Santa Barbara	4 3	
18 A	Fresno St.	2 3				69 H	San Jose St.	5 13	132 N	LIU Brooklyn	12 0	
						69 H	San Jose St.	9 3	156 N	St. Mary's (CA)	4 1	
									164 A	UNLV	8 4	
									164 A	UNLV	7 0	
									164 A	UNLV	4 2	
									167 H	Omaha	11 3	
									167 H	Omaha	10 6	
									168 A	Utah St.	8 1	
									168 A	Utah St.	8 10	
									168 A	Utah St.	3 4	
									185 H	Idaho St.	8 6	
									185 H	Idaho St.	7 11	
									194 N	Princeton	3 1	
									220 H	Boise St.	15 16	
									220 H	Boise St.	8 7	
									220 H	Boise St.	6 7	
									222 N	Southern Utah	1 3	
									249 N	Portland St.	9 0	
									264 A	Northern Colo.	14 9	
									264 H	Northern Colo.	10 2	



Average RPI Win:	181	WON-LOST	WINNING	LAST 10	STRENGTH OF	OPP. STRENGTH	TEAM	ADJ	CONF.	ADJ CONF.		
Average RPI Loss:	124	RECORD	PCT. RANK	GAMES	SCHEDULE	OF SCHEDULE	RPI	RPI	RPI	RPI		
DIV. I ONLY	30-20-0	.6	83	7-3-0	166	171	118	.51592	118	18	18	
DIV. I NON-CONF.	22-16-0	.57895	96	0-0-0	137	202	104	.51934	105	17	17	
<hr/>												
TOTALS	RPI 1-25	RPI 26-50		W-L RECORDS		RPI 51-100		RPI 101-150		RPI 150+		
30-20-0	2-0-0	2-3-0		OVERALL		2-4-0		2-6-0		22-7-0		
14-6-0	0-0-0	0-2-0		HOME		2-2-0		1-1-0		11-1-0		
6-7-0	0-0-0	2-1-0		AWAY		0-2-0		1-1-0		3-3-0		
10-7-0	2-0-0	0-0-0		NEUTRAL		0-0-0		0-4-0		8-3-0		
22-16-0	2-0-0	0-2-0		NON-CONFERENCE		2-4-0		2-6-0		16-4-0		
11-6-0	0-0-0	0-2-0		HOME		2-2-0		1-1-0		8-1-0		
1-3-0	0-0-0	0-0-		AWAY		0-2-0		1-1-0		0-0-0		
10-7-0	2-0-0	0-0-0		NEUTRAL		0-0-0		0-4-0		8-3-0		
8-4-0	0-0-0	2-1-0		CONFERENCE		0-0-0		0-0-0		6-3-0		
3-0-0	0-0-0	0-0-0		HOME		0-0-0		0-0-0		3-0-0		
5-4-0	0-0-0	2-1-0		AWAY		0-0-0		0-0-0		3-3-0		
0-0-0	0-0-0	0-0-0		NEUTRAL		0-0-0		0-0-0		0-0-0		
RPI S	Opponent	Score		RPI S	Opponent	Score		RPI S	Opponent	Score		
18 N	Fresno St.	8	3	36 H	Long Beach St.	1	9	54 A	Grand Canyon	0	8	
25 N	Oregon St.	2	0	36 H	Long Beach St.	4	7	54 H	Grand Canyon	1	3	
				49 A	BYU	0	4	54 H	Grand Canyon	5	12	
				49 A	BYU	5	1	55 A	CSUN	2	5	
				49 A	BYU	9	4	95 H	Cal Poly	4	0	
								95 H	Cal Poly	9	1	
									106 A	UC Riverside	2	5
									114 H	Harvard	6	4
									114 H	Harvard	3	5
									115 N	Army West Point	0	8
									117 N	Colorado St.	3	4
									128 N	New Mexico	5	6
									130 A	UC Santa Barbara	1	0
									134 N	Binghamton	8	9
									156 A	St. Mary's (CA)	3	1
									156 A	St. Mary's (CA)	5	1
									156 A	St. Mary's (CA)	2	5
									157 H	Boston U.	6	5
									157 H	Boston U.	3	1
									164 N	UNLV	7	12
									180 H	Monmouth	5	4
									185 N	Idaho St.	9	1
									185 N	Idaho St.	7	3
									185 N	Idaho St.	1	9
									194 H	Princeton	8	1
									194 H	Princeton	5	4
									207 A	San Diego	2	6
									207 A	San Diego	0	5
									207 A	San Diego	5	3
									217 N	Yale	7	1
									220 N	Boise St.	4	5
									227 N	George Washington	4	3
									228 N	Bethune-Cookman	6	5
LAST 10 GAMES				LAST 10 GAMES				LAST 10 GAMES				
				156 A	St. Mary's (CA)	2	5	270 H	Santa Clara	8	0	
				156 A	St. Mary's (CA)	3	1	207 A	San Diego	2	6	
				156 A	St. Mary's (CA)	5	1	207 A	San Diego	0	5	
				270 H	Santa Clara	8	0	207 A	San Diego	5	3	
				270 H	Santa Clara	7	5	49 A	BYU	5	1	

Non-Div. I Games:

Loyola Marymount



RPI	S	Opponent	Score	
228	N	Bethune-Cookman	5	2
254	N	UMBC	7	2
254	N	UMBC	10	6
270	H	Santa Clara	7	5
270	H	Santa Clara	8	0
270	H	Santa Clara	8	0
282	H	Fairleigh Dickinson	11	1
282	H	Fairleigh Dickinson	11	12
290	H	Saint Peter's	14	2
290	H	Saint Peter's	8	0

Loyola Marymount

L  
o  
y  
o  
l  
a  
M  
a  
r  
y  
m  
o  
u  
n  
t

L  
o  
y  
o  
l  
a  
M  
a  
r  
y  
m  
o  
u  
n  
t



Average RPI Win:	188	WON-LOST RECORD	WINNING PCT. RANK	LAST 10 GAMES	STRENGTH OF SCHEDULE	OPP. STRENGTH OF SCHEDULE	TEAM RPI	ADJ RPI	CONF. RPI	ADJ CONF. RPI		
Average RPI Loss:	97											
DIV. I ONLY		28-19-0	.59574	88	9-1-0	190	121	123	.5154	119	17	17
DIV. I NON-CONF.		16-12-0	.57143	97	0-0-0	205	85	123	.51181	116	19	19
<hr/>												
TOTALS	RPI 1-25	RPI 26-50		W-L RECORDS		RPI 51-100		RPI 101-150		RPI 150+		
28-19-0	0-4-0	1-0-0		OVERALL		5-5-0		1-6-0		21-4-0		
14-1-0	0-0-0	0-0-0		HOME		1-0-0		1-1-0		12-0-0		
7-13-0	0-3-0	0-0-0		AWAY		2-4-0		0-4-0		5-2-0		
7-5-0	0-1-0	1-0-0		NEUTRAL		2-1-0		0-1-0		4-2-0		
16-12-0	0-4-0	1-0-0		NON-CONFERENCE		3-4-0		0-2-0		12-2-0		
8-0-0	0-0-0	0-0-0		HOME		1-0-0		0-0-0		7-0-0		
1-7-0	0-3-0	0-0-		AWAY		0-3-0		0-1-0		1-0-0		
7-5-0	0-1-0	1-0-0		NEUTRAL		2-1-0		0-1-0		4-2-0		
12-7-0	0-0-0	0-0-0		CONFERENCE		2-1-0		1-4-0		9-2-0		
6-1-0	0-0-0	0-0-0		HOME		0-0-0		1-1-0		5-0-0		
6-6-0	0-0-0	0-0-0		AWAY		2-1-0		0-3-0		4-2-0		
0-0-0	0-0-0	0-0-0		NEUTRAL		0-0-0		0-0-0		0-0-0		
RPI S	Opponent	Score		RPI S	Opponent	Score		RPI S	Opponent	Score		
7 N	Florida St.	2	5	48 N	Illinois	4	0	52 N	Boston College	4	5	
8 A	Auburn	0	9					53 H	Samford	5	4	
11 A	Tennessee	2	11					62 A	Georgia St.	7	8	
11 A	Tennessee	0	4					67 A	Hofstra	1	5	
								67 A	Hofstra	0	8	
								68 N	UAB	3	2	
								68 N	UAB	3	2	
								73 A	DePaul	0	3	
								73 A	DePaul	8	2	
								73 A	DePaul	3	1	

Non-Div. I Games:

St. John's (NY)



RPI	S	Opponent	Score	
259	H	Wagner	11	3
282	H	Fairleigh Dickinson	8	0
287	H	Howard	8	1
290	H	Saint Peter's	8	0
290	H	Saint Peter's	6	0

St. John's (NY)

S  
t  
.  
J  
o  
h  
n  
's  
(  
N  
Y  
)

S  
t  
.  
J  
o  
h  
n  
's  
(  
N  
Y  
)



E  
l  
o  
n

Elon



Average RPI Win: 155		WON-LOST	WINNING	LAST 10	STRENGTH OF		OPP. STRENGTH	TEAM	ADJ	CONF.	ADJ CONF.
Average RPI Loss: 81		RECORD	PCT. RANK	GAMES	SCHEDULE		OF SCHEDULE	RPI	RPI	RPI	RPI
DIV. I ONLY		18-32-0	.36	229	5-5-0		39	77	128	.51419	121
DIV. I NON-CONF.		8-18-0	.30769	231	0-0-0		3	11	87	.53929	82
TOTALS		RPI 1-25	RPI 26-50		W-L RECORDS		RPI 51-100		RPI 101-150		RPI 150+
18-32-0		0-9-0	2-6-0		OVERALL		2-5-0		3-5-0		11-7-0
6-7-0		0-0-0	1-3-0		HOME		0-0-0		1-1-0		4-3-0
4-15-0		0-5-0	0-2-0		AWAY		1-2-0		0-3-0		3-3-0
8-10-0		0-4-0	1-1-0		NEUTRAL		1-3-0		2-1-0		4-1-0
8-18-0		0-9-0	1-4-0		NON-CONFERENCE		1-3-0		2-1-0		4-1-0
0-1-0		0-0-0	0-1-0		HOME		0-0-0		0-0-0		0-0-0
0-7-0		0-5-0	0-0-		AWAY		0-0-0		0-0-0		0-0-0
8-10-0		0-4-0	1-1-0		NEUTRAL		1-3-0		2-1-0		4-1-0
10-14-0		0-0-0	1-2-0		CONFERENCE		1-2-0		1-4-0		7-6-0
6-6-0		0-0-0	1-2-0		HOME		0-0-0		1-1-0		4-3-0
4-8-0		0-0-0	0-0-0		AWAY		1-2-0		0-3-0		3-3-0
0-0-0		0-0-0	0-0-0		NEUTRAL		0-0-0		0-0-0		0-0-0
RPI S	Opponent	Score	RPI S	Opponent	Score	RPI S	Opponent	Score	RPI S	Opponent	Score
1 A	Florida	1 11	31 A	UCF	0 1	61 N	Jacksonville St.	8 7	102 N	FIU	8 4
1 A	Florida	2 7	39 A	Arizona St.	0 6	72 N	Texas Tech	3 5	105 N	Michigan St.	4 7
1 N	Florida	0 11	42 N	Virginia Tech	9 5	72 N	Texas Tech	2 5	111 A	Southern Ill.	0 5
2 N	Michigan	0 12	43 N	South Ala.	3 4	74 A	UNI	1 2	111 A	Southern Ill.	0 1
2 N	Michigan	0 1	48 H	Illinois	1 7	74 A	UNI	2 5	111 A	Southern Ill.	1 4
15 A	LSU	1 9	50 H	Wichita St.	6 14	74 A	UNI	2 1	123 H	Drake	1 0
15 A	LSU	2 10	50 H	Wichita St.	6 8	97 N	Eastern Ky.	4 5	123 H	Drake	4 7
20 A	South Fla.	1 2	50 H	Wichita St.	9 8				143 N	Memphis	12 3
24 N	South Carolina	0 3							155 H	Evansville	2 1
									155 H	Evansville	4 7
									155 H	Evansville	3 5
									174 N	Ball St.	7 3
									189 N	Montana	5 4
									189 N	Montana	6 17
									192 A	Missouri St.	8 0
									192 A	Missouri St.	2 3
									200 H	Indiana St.	8 5
									200 H	Indiana St.	8 0
									201 A	Bradley	3 5
									201 H	Bradley	1 4
									201 H	Bradley	11 3
									215 A	Loyola Chicago	4 5
									215 A	Loyola Chicago	6 0
									215 A	Loyola Chicago	6 2
									226 N	Florida A&M	10 0
									226 N	Florida A&M	4 3
			LAST 10 GAMES								
			74 A	UNI	1 2	201 H	Bradley	11 3			
			74 A	UNI	2 1	201 H	Bradley	1 4			
			74 A	UNI	2 5	215 A	Loyola Chicago	4 5			
			123 H	Drake	4 7	215 A	Loyola Chicago	6 2			
			123 H	Drake	1 0	215 A	Loyola Chicago	6 0			

Non-Div. I Games:

Illinois St.



Average RPI Win: 170		WON-LOST	WINNING	LAST 10	STRENGTH OF		OPP. STRENGTH	TEAM	ADJ		CONF.	ADJ CONF.		
Average RPI Loss: 133		RECORD	PCT. RANK	GAMES	SCHEDULE		OF SCHEDULE	RPI	RPI		RPI	RPI		
DIV. I ONLY		29-22-0	.56863	102	4-6-0		122	189	113	.51342	122	10	11	
DIV. I NON-CONF.		21-13-0	.61765	74	0-0-0		140	266	101	.51838	107	12	12	
TOTALS		RPI 1-25	RPI 26-50		W-L RECORDS		RPI 51-100		RPI 101-150		RPI 150+			
29-22-0		0-2-0	0-0-0		OVERALL		4-5-0		9-8-0		16-7-0			
22-13-0		0-0-0	0-0-0		HOME		3-4-0		4-3-0		15-6-0			
4-5-0		0-0-0	0-0-0		AWAY		0-0-0		4-5-0		0-0-0			
3-4-0		0-2-0	0-0-0		NEUTRAL		1-1-0		1-0-0		1-1-0			
21-13-0		0-2-0	0-0-0		NON-CONFERENCE		2-2-0		3-2-0		16-7-0			
18-9-0		0-0-0	0-0-0		HOME		1-1-0		2-2-0		15-6-0			
0-0-0		0-0-0	0-0-		AWAY		0-0-0		0-0-0		0-0-0			
3-4-0		0-2-0	0-0-0		NEUTRAL		1-1-0		1-0-0		1-1-0			
8-9-0		0-0-0	0-0-0		CONFERENCE		2-3-0		6-6-0		0-0-0			
4-4-0		0-0-0	0-0-0		HOME		2-3-0		2-1-0		0-0-0			
4-5-0		0-0-0	0-0-0		AWAY		0-0-0		4-5-0		0-0-0			
0-0-0		0-0-0	0-0-0		NEUTRAL		0-0-0		0-0-0		0-0-0			
RPI	S	Opponent	Score		RPI	S	Opponent	Score		RPI	S	Opponent	Score	
10	N	Missouri	1	13						101	A	FGCU	7	1
19	N	Georgia	0	9						57	H	USC Upstate	10	2
										57	H	USC Upstate	5	4
										65	H	Fordham	2	1
										68	N	UAB	2	3
										86	H	Pittsburgh	0	8
										98	H	Jacksonville	3	6
										98	H	Jacksonville	2	4
										98	H	Jacksonville	0	4
									</					

Non-Div. I Games:

Stetson



RPI	S	Opponent	Score	
221	H	Fairfield	5	4
228	H	Bethune-Cookman	1	0
230	H	Seton Hall	2	3
230	H	Seton Hall	2	1
244	H	Colgate	8	6
244	H	Colgate	1	0
259	H	Wagner	13	5
259	H	Wagner	0	6
268	N	Morgan St.	3	0
271	H	Oakland	4	1
271	H	Oakland	6	1
283	H	Sacred Heart	3	4
283	H	Sacred Heart	10	0

Stetson

S  
t  
e  
t  
s  
o  
n

S  
t  
e  
t  
s  
o  
n



Drake

Drake



RPI	S	Opponent	Score	
201	H	Bradley	8	6
201	H	Bradley	11	3
201	H	Bradley	10	4
206	N	Green Bay	6	5
214	N	Western Ill.	5	2
215	A	Loyola Chicago	4	0
215	A	Loyola Chicago	7	5
248	H	South Dakota St.	10	2
248	H	South Dakota St.	6	10
248	N	South Dakota St.	5	3

Drake

D  
r  
a  
k  
e

D  
r  
a  
k  
e



[illegible]

**Non-Div. I Games:**

Kennesaw St.



RPI	S	Opponent	Score	
253	H	Alabama St.	2	0
253	H	Alabama St.	8	2
269	A	Tennessee St.	10	1
284	H	Alabama A&M	8	7
284	H	Alabama A&M	8	0
285	H	N.C. Central	3	2

Kennesaw St.

K  
e  
n  
n  
e  
s  
a  
w  
S  
t  
.

K  
e  
n  
n  
e  
s  
a  
w  
S  
t  
.



Average RPI Win: 143		WON-LOST RECORD		WINNING PCT. RANK		LAST 10 GAMES		STRENGTH OF SCHEDULE		OPP. STRENGTH OF SCHEDULE		TEAM RPI		ADJ RPI		CONF. RPI		ADJ CONF. RPI					
DIV. I ONLY		23-28-0		.45098 178		4-6-0		88		79		130		.51079 125		9		9					
DIV. I NON-CONF.		16-17-0		.48485 159		0-0-0		125		59		122		.5138 112		8		8					
TOTALS		RPI 1-25		RPI 26-50		W-L RECORDS		RPI 51-100		RPI 101-150		RPI 150+											
23-28-0		0-3-0		3-9-0		OVERALL		4-5-0		5-6-0		11-5-0											
17-19-0		0-2-0		2-7-0		HOME		4-4-0		2-3-0		9-3-0											
4-5-0		0-0-0		0-0-0		AWAY		0-0-0		3-3-0		1-2-0											
2-4-0		0-1-0		1-2-0		NEUTRAL		0-1-0		0-0-0		1-0-0											
16-17-0		0-3-0		3-6-0		NON-CONFERENCE		1-2-0		2-3-0		10-3-0											
14-13-0		0-2-0		2-4-0		HOME		1-1-0		2-3-0		9-3-0											
0-0-0		0-0-0		0-0-		AWAY		0-0-0		0-0-0		0-0-0											
2-4-0		0-1-0		1-2-0		NEUTRAL		0-1-0		0-0-0		1-0-0											
7-11-0		0-0-0		0-3-0		CONFERENCE		3-3-0		3-3-0		1-2-0											
3-6-0		0-0-0		0-3-0		HOME		3-3-0		0-0-0		0-0-0											
4-5-0		0-0-0		0-0-0		AWAY		0-0-0		3-3-0		1-2-0											
0-0-0		0-0-0		0-0-0		NEUTRAL		0-0-0		0-0-0		0-0-0											
RPI	S	Opponent		Score		RPI	S	Opponent		Score		RPI	S	Opponent		Score		RPI	S	Opponent		Score	
13	H	Baylor		2	3	26	H	Texas		2	3	51	H	North Dakota St.		1	4	106	A	UC Riverside		3	2
13	H	Baylor		0	3	26	H	Texas		2	5	51	H	North Dakota St.		7	6	106	A	UC Riverside		0	2
25	N	Oregon St.		1	11	26	H	Texas		3	2	54	N	Grand Canyon		3	8	106	A	UC Riverside		5	3
						27	H	Ole Miss		3	0	55	H	CSUN		4	7	126	H	Coastal Caro.		4	14
						27	H	Ole Miss		5	6	55	H	CSUN		6	0	126	H	Coastal Caro.		8	4
						28	H	Cal St. Fullerton		0	2	55	H	CSUN		1	4	126	H	Coastal Caro.		3	2
						28	H	Cal St. Fullerton		1	7	95	H	Cal Poly		3	2	130	A	UC Santa Barbara		4	1
						28	H	Cal St. Fullerton		1	7	95	H	Cal Poly		1	0	130	A	UC Santa Barbara		5	9
						30	N	Utah		0	9	95	H	Cal Poly		3	4	130	A	UC Santa Barbara		3	9
						37	H	California		2	3							138	H	Stanford		4	13
						49	N	BYU		1	9							138	H	Stanford		6	14
						50	N	Wichita St.		6	2							156	H	St. Mary's (CA)		2	0
																		178	H	UMKC		1	0
																		178	H	UMKC		5	0
																		178	H	UMKC		1	4
																		182	H	Iowa		5	4
																		182	H	Iowa		4	3
																		182	H	Iowa		0	4
																		202	A	UC Davis		0	3
																		202	A	UC Davis		0	1
																		202	A	UC Davis		4	1
																		222	N	Southern Utah		5	1
																		249	H	Portland St.		0	1
																		249	H	Portland St.		10	1
																		252	H	Utah Valley		4	3
																		252	H	Utah Valley		6	4
																		252	H	Utah Valley		9	2



Average RPI Win: 176		WON-LOST	WINNING	LAST 10	STRENGTH OF		OPP. STRENGTH	TEAM	ADJ	CONF.	ADJ CONF.
Average RPI Loss: 121		RECORD	PCT. RANK	GAMES	SCHEDULE		OF SCHEDULE	RPI	RPI	RPI	RPI
DIV. I ONLY		35-20-0	.63636	63	9-1-0		235	120	127	.51077	126
DIV. I NON-CONF.		17-14-0	.54839	109	0-0-0		270	67	178	.4794	172
TOTALS		RPI 1-25	RPI 26-50		W-L RECORDS		RPI 51-100		RPI 101-150		RPI 150+
35-20-0		0-1-0	0-2-0		OVERALL		6-5-0		5-7-0		24-5-0
24-7-0		0-0-0	0-1-0		HOME		6-2-0		1-1-0		17-3-0
10-7-0		0-1-0	0-0-0		AWAY		0-1-0		3-3-0		7-2-0
1-6-0		0-0-0	0-1-0		NEUTRAL		0-2-0		1-3-0		0-0-0
17-14-0		0-1-0	0-2-0		NON-CONFERENCE		4-4-0		3-6-0		10-1-0
15-4-0		0-0-0	0-1-0		HOME		4-1-0		1-1-0		10-1-0
1-4-0		0-1-0	0-0-		AWAY		0-1-0		1-2-0		0-0-0
1-6-0		0-0-0	0-1-0		NEUTRAL		0-2-0		1-3-0		0-0-0
18-6-0		0-0-0	0-0-0		CONFERENCE		2-1-0		2-1-0		14-4-0
9-3-0		0-0-0	0-0-0		HOME		2-1-0		0-0-0		7-2-0
9-3-0		0-0-0	0-0-0		AWAY		0-0-0		2-1-0		7-2-0
0-0-0		0-0-0	0-0-0		NEUTRAL		0-0-0		0-0-0		0-0-0
RPI S	Opponent	Score	RPI S	Opponent	Score	RPI S	Opponent	Score	RPI S	Opponent	Score
24 A	South Carolina	1 3	35 H	North Carolina	3 6	56 H	Col. of Charleston	7 2	112 H	Furman	3 1
			47 N	Kansas	1 5	56 H	Col. of Charleston	8 4	116 N	UNCG	1 16
						64 H	Longwood	0 1	125 A	Hawaii	14 4
						64 H	Longwood	7 4	125 A	Hawaii	4 8
						64 H	Longwood	9 2	125 A	Hawaii	2 3
						79 H	Towson	3 2	138 N	Stanford	4 12
						96 N	North Carolina St.	5 7	138 N	Stanford	7 8
						96 N	North Carolina St.	1 5	138 N	Stanford	8 3
						98 A	Jacksonville	3 4	143 H	Memphis	3 8
						99 H	Ga. Southern	9 5	150 A	Radford	2 5
						99 H	Ga. Southern	4 8	150 A	Radford	10 4
									150 A	Radford	5 4
									151 H	Liberty	0 2
									151 H	Liberty	4 6
									151 H	Liberty	9 1
									171 H	UConn	4 2
									172 A	Presbyterian	9 4
									172 A	Presbyterian	1 9
									172 A	Presbyterian	3 0
									179 H	Charleston So.	11 5
									179 H	Charleston So.	4 3
									179 H	Charleston So.	11 10
									182 H	Iowa	6 5
									182 H	Iowa	10 8
									211 H	Cleveland St.	9 0
									211 H	Cleveland St.	2 1
									213 A	Winthrop	3 5
			LAST 10 GAMES								
			64 H	Longwood	9 2	234 H	Gardner-Webb	9 0			
			64 H	Longwood	0 1	234 H	Gardner-Webb	4 2			
			64 H	Longwood	7 4	218 A	Campbell	15 2			
			179 H	Charleston So.	4 3	218 A	Campbell	3 1			
			234 H	Gardner-Webb	7 0	218 A	Campbell	7 5			

Non-Div. I Games:

Coastal Caro.



RPI	S	Opponent	Score	
213	A	Winthrop	10	6
213	A	Winthrop	8	1
218	A	Campbell	15	2
218	A	Campbell	7	5
218	A	Campbell	3	1
223	H	Buffalo	9	4
230	H	Seton Hall	7	9
234	H	Gardner-Webb	7	0
234	H	Gardner-Webb	9	0
234	H	Gardner-Webb	4	2
238	H	Appalachian St.	5	0
261	H	Columbia	8	3
289	H	South Carolina St.	12	0
289	H	South Carolina St.	12	0

Coastal Caro.

C  
o  
a  
s  
t  
a  
l  
C  
a  
r  
o  
.

C  
o  
a  
s  
t  
a  
l  
C  
a  
r  
o  
.



Average RPI Win: 183		WON-LOST RECORD		WINNING PCT. RANK		LAST 10 GAMES		STRENGTH OF SCHEDULE		OPP. STRENGTH OF SCHEDULE		TEAM RPI		ADJ RPI		CONF. RPI		ADJ CONF. RPI	
DIV. I ONLY		30-21-0		.58824 89		5-5-0		177		136		121		.50817 127		16		16	
DIV. I NON-CONF.		14-14-0		.5 149		0-1-0		164		134		140		.49137 147		16		16	
TOTALS		RPI 1-25		RPI 26-50		W-L RECORDS		RPI 51-100		RPI 101-150		RPI 150+							
30-21-0		0-2-0		0-2-0		OVERALL		3-6-0		3-4-0		24-7-0							
11-8-0		0-0-0		0-1-0		HOME		3-3-0		2-1-0		6-3-0							
8-10-0		0-0-0		0-1-0		AWAY		0-3-0		1-2-0		7-4-0							
11-3-0		0-2-0		0-0-0		NEUTRAL		0-0-0		0-1-0		11-0-0							
14-14-0		0-2-0		0-2-0		NON-CONFERENCE		0-3-0		3-4-0		11-3-0							
3-5-0		0-0-0		0-1-0		HOME		0-0-0		2-1-0		1-3-0							
1-6-0		0-0-0		0-0-		AWAY		0-3-0		1-2-0		0-0-0							
10-3-0		0-2-0		0-0-0		NEUTRAL		0-0-0		0-1-0		10-0-0							
16-7-0		0-0-0		0-0-0		CONFERENCE		3-3-0		0-0-0		13-4-0							
8-3-0		0-0-0		0-0-0		HOME		3-3-0		0-0-0		5-0-0							
7-4-0		0-0-0		0-0-0		AWAY		0-0-0		0-0-0		7-4-0							
1-0-0		0-0-0		0-0-0		NEUTRAL		0-0-0		0-0-0		1-0-0							
RPI S	Opponent	Score		RPI S	Opponent	Score		RPI S	Opponent	Score		RPI S	Opponent	Score					
3 N	Alabama	2	10	34 A	Oklahoma St.	2	7	59 H	Kent St.	10	5	107 H	Dayton	7	2				
16 N	Kentucky	0	8	34 H	Oklahoma St.	5	6	59 H	Kent St.	6	9	113 N	Lipscomb	6	8				
								59 H	Kent St.	7	5	131 H	Wright St.	2	8				
								62 A	Georgia St.	0	3	131 H	Wright St.	4	2				
								91 H	Ohio	2	1	137 A	Butler	4	5				
								91 H	Ohio	1	2	137 A	Butler	12	3				
								91 H	Ohio	1	2	140 A	Chattanooga	5	13				
								97 A	Eastern Ky.	3	5	153 A	Akron	4	1				
								97 A	Eastern Ky.	2	8	153 A	Akron	2	3				
												153 A	Akron	7	8				
												155 N	Evansville	2	1				
												171 N	UConn	10	1				
												173 N	Eastern Ill.	7	0				
												174 H	Ball St.	5	3				
												174 H	Ball St.	5	2				
												174 H	Ball St.	4	3				
												183 N	Maryland	7	1				
												184 A	Western Mich.	1	3				
												186 A	Toledo	6	5				
												186 A	Toledo	12	1				
												186 A	Toledo	10	13				
												190 N	Mercer	6	5				
												211 N	Cleveland St.	5	1				
												211 N	Cleveland St.	5	3				
												214 H	Western Ill.	1	2				
												214 H	Western Ill.	8	0				
												216 N	Eastern Mich.	8	1				
				LAST 10 GAMES															
				223 A	Buffalo	6	2	153 A	Akron	2	3	211 N	Cleveland St.	5	1				
				223 A	Buffalo	16	5	91 H	Ohio	1	2	211 N	Cleveland St.	5	3				
				223 A	Buffalo	6	1	91 H	Ohio	2	1	214 H	Western Ill.	1	2				
				153 A	Akron	4	1	91 H	Ohio	1	2	214 H	Western Ill.	8	0				
				153 A	Akron	7	8	97 A	Eastern Ky.	3	5	216 N	Eastern Mich.	8	1				

Non-Div. I Games:

Miami (OH)



Miami (OH)



Average RPI Win:		169	WON-LOST RECORD		WINNING PCT. RANK		LAST 10 GAMES		STRENGTH OF SCHEDULE		OPP. STRENGTH OF SCHEDULE		TEAM RPI		ADJ RPI		CONF. RPI		ADJ CONF. RPI					
Average RPI Loss:		84																						
DIV. I ONLY			23-24-0		.48936 159		3-7-0		129		76		131		.50751 128		11		10					
DIV. I NON-CONF.			15-12-0		.55556 104		0-1-0		189		46		117		.51391 111		11		10					
TOTALS		RPI 1-25		RPI 26-50		W-L RECORDS		RPI 51-100		RPI 101-150		RPI 150+												
23-24-0		0-7-0		1-1-0		OVERALL		2-7-0		5-3-0		15-6-0												
6-10-0		0-3-0		0-0-0		HOME		1-3-0		0-0-0		5-4-0												
8-5-0		0-0-0		0-1-0		AWAY		0-1-0		3-2-0		5-1-0												
9-9-0		0-4-0		1-0-0		NEUTRAL		1-3-0		2-1-0		5-1-0												
15-12-0		0-4-0		1-1-0		NON-CONFERENCE		1-5-0		2-1-0		11-1-0												
3-1-0		0-0-0		0-0-0		HOME		0-1-0		0-0-0		3-0-0												
3-2-0		0-0-0		0-0-		AWAY		0-1-0		0-0-0		3-0-0												
9-9-0		0-4-0		1-0-0		NEUTRAL		1-3-0		2-1-0		5-1-0												
8-12-0		0-3-0		0-0-0		CONFERENCE		1-2-0		3-2-0		4-5-0												
3-9-0		0-3-0		0-0-0		HOME		1-2-0		0-0-0		2-4-0												
5-3-0		0-0-0		0-0-0		AWAY		0-0-0		3-2-0		2-1-0												
0-0-0		0-0-0		0-0-0		NEUTRAL		0-0-0		0-0-0		0-0-0												
RPI	S	Opponent		Score		RPI	S	Opponent		Score		RPI	S	Opponent		Score		RPI	S	Opponent		Score		
3	N	Alabama		1	6	28	A	Cal St. Fullerton		0	2	58	H	San Diego St.		1	2	104	A	Nevada		3	2	
16	N	Kentucky		6	15	32	N	Nebraska		6	3	58	H	San Diego St.		3	2	104	A	Nevada		0	4	
17	N	Texas A&M		7	8							58	H	San Diego St.		4	23	104	A	Nevada		1	5	
18	H	Fresno St.		1	11							60	A	New Mexico St.		3	11	117	A	Colorado St.		7	6	
18	H	Fresno St.		5	11							60	H	New Mexico St.		2	3	117	A	Colorado St.		14	3	
18	H	Fresno St.		2	6							63	N	Arkansas		1	2	118	N	Loyola Marymount		6	5	
25	N	Oregon St.		1	11							63	N	Arkansas		3	4	138	N	Stanford		8	4	
												73	N	DePaul		8	6	145	N	Iowa St.		0	6	
												95	N	Cal Poly		0	2	152	A	UTEP		8	2	
																		152	A	UTEP		7	6	
																		164	H	UNLV		12	13	
																		164	H	UNLV		6	7	
																		164	H	UNLV		3	7	
																		168	H	Utah St.		4	0	
																		168	H	Utah St.		13	6	
																		168	H	Utah St.		4	7	
																		185	N	Idaho St.		4	5	
																		185	N	Idaho St.		4	2	
																		187	N	Pacific		13	5	
																		202	A	UC Davis		4	3	
																		207	N	San Diego		2	1	
																		220	A	Boise St.		6	3	
																		220	A	Boise St.		7	6	
																		220	A	Boise St.		5	7	
																		228	N	Bethune-Cookman		8	4	
																		241	N	South Dakota		3	2	
																		264	H	Northern Colo.		7	3	
					LAST 10 GAMES																			
						58	H	San Diego St.		3	2	220	A	Boise St.		7	6							
						58	H	San Diego St.		1	2	220	A	Boise St.		6	3							
						58	H	San Diego St.		4	23	164	H	UNLV		3	7							
						60	H	New Mexico St.		2	3	164	H	UNLV		6	7							
						220	A	Boise St.		5	7	164	H	UNLV		12	13							

Non-Div. I Games:

New Mexico



RPI	S	Opponent	Score	
264	H	Northern Colo.	8	3
264	H	Northern Colo.	10	1

New Mexico

N  
e  
w  
M  
e  
x  
i  
c  
o

N  
e  
w  
M  
e  
x  
i  
c  
o



Average RPI Win: 233		WON-LOST RECORD		WINNING PCT. RANK		LAST 10 GAMES		STRENGTH OF SCHEDULE		OPP. STRENGTH OF SCHEDULE		TEAM RPI		ADJ RPI		CONF. RPI		ADJ CONF. RPI	
DIV. I ONLY		42-11-0		.79245 14		7-3-0		284		256		126		.50654 129		29		30	
DIV. I NON-CONF.		26-7-0		.78788 28		1-0-0		290		245		116		.5084 122		30		30	
TOTALS		RPI 1-25		RPI 26-50		W-L RECORDS		RPI 51-100		RPI 101-150		RPI 150+							
42-11-0		0-1-0		0-0-0		OVERALL		0-2-0		5-1-0		37-7-0							
16-2-0		0-0-0		0-0-0		HOME		0-0-0		0-0-0		16-2-0							
16-4-0		0-1-0		0-0-0		AWAY		0-0-0		3-0-0		13-3-0							
10-5-0		0-0-0		0-0-0		NEUTRAL		0-2-0		2-1-0		8-2-0							
26-7-0		0-1-0		0-0-0		NON-CONFERENCE		0-2-0		5-1-0		21-3-0							
8-0-0		0-0-0		0-0-0		HOME		0-0-0		0-0-0		8-0-0							
8-2-0		0-1-0		0-0-		AWAY		0-0-0		3-0-0		5-1-0							
10-5-0		0-0-0		0-0-0		NEUTRAL		0-2-0		2-1-0		8-2-0							
16-4-0		0-0-0		0-0-0		CONFERENCE		0-0-0		0-0-0		16-4-0							
8-2-0		0-0-0		0-0-0		HOME		0-0-0		0-0-0		8-2-0							
8-2-0		0-0-0		0-0-0		AWAY		0-0-0		0-0-0		8-2-0							
0-0-0		0-0-0		0-0-0		NEUTRAL		0-0-0		0-0-0		0-0-0							
RPI	S	Opponent		Score		RPI	S	Opponent		Score		RPI	S	Opponent		Score			
20	A	South Fla.		0 9								66	N	Lehigh		1 7			
												99	N	Ga. Southern		5 9			
												115	A	Army West Point		9 8			
												115	N	Army West Point		3 4			
												115	N	Army West Point		2 1			
												122	A	Stetson		3 1			
												122	A	Stetson		7 4			
												147	N	North Florida		4 3			
												157	H	Boston U.		5 4			
												157	H	Boston U.		9 3			
												161	N	Maine		1 10			
												180	A	Monmouth		5 4			
												180	A	Monmouth		8 3			
												191	N	Providence		3 2			
												198	H	Manhattan		3 4			
												198	H	Manhattan		10 5			
												203	A	Siena		14 0			
												203	A	Siena		2 3			
												209	A	George Mason		4 5			
												216	N	Eastern Mich.		6 4			
												221	A	Fairfield		7 2			
												221	A	Fairfield		1 2			
												228	A	Bethune-Cookman		5 2			
												228	A	Bethune-Cookman		3 2			
												229	H	Quinnipiac		8 0			
												229	H	Quinnipiac		4 1			
												239	H	Canisius		5 1			
												239	H	Canisius		3 6			
												254	A	UMBC		4 1			
						LAST 10 GAMES													
						203 A Siena 14 0						221 A Fairfield 7 2							
						203 A Siena 2 3						260 A Iona 8 2							
						239 H Canisius 5 1						260 A Iona 11 1							
						239 H Canisius 3 6						115 A Army West Point 9 8							
						221 A Fairfield 1 2						286 A Rider 11 0							

Non-Div. I Games:

Marist



RPI	S	Opponent	Score	
256	H	Cornell	5	1
256	H	Cornell	10	2
257	N	Mt. St. Mary's	10	9
260	A	Iona	8	2
260	A	Iona	11	1
265	N	UMass Lowell	4	2
265	N	UMass Lowell	2	1
268	N	Morgan St.	3	6
273	H	Holy Cross	2	1
273	H	Holy Cross	7	4
276	H	Hartford	5	3
276	H	Hartford	10	0
276	N	Hartford	4	1
277	H	Niagara	6	3
277	H	Niagara	1	0
286	A	Rider	11	0
286	A	Rider	9	8
287	N	Howard	11	1
287	N	Howard	8	2
290	H	Saint Peter's	8	0
290	H	Saint Peter's	22	1
292	A	Coppin St.	12	6
292	A	Coppin St.	14	2

Marist

M  
a  
r  
i  
s  
t

M  
a  
r  
i  
s  
t



Average RPI Win:		167	WON-LOST RECORD		WINNING PCT. RANK		LAST 10 GAMES		STRENGTH OF SCHEDULE		OPP. STRENGTH OF SCHEDULE		TEAM RPI		ADJ RPI		CONF. RPI		ADJ CONF. RPI				
Average RPI Loss:		79																					
DIV. I ONLY			27-26-0		.50943 144		6-4-0		159		59		132		.50499 130		9		9				
DIV. I NON-CONF.			17-18-0		.48571 158		0-1-0		204		53		155		.4902 151		8		8				
TOTALS		RPI 1-25		RPI 26-50		W-L RECORDS		RPI 51-100		RPI 101-150		RPI 150+											
27-26-0		1-6-0		1-5-0		OVERALL		4-5-0		4-7-0		17-3-0											
13-8-0		1-1-0		1-3-0		HOME		3-0-0		2-2-0		6-2-0											
4-7-0		0-2-0		0-0-0		AWAY		1-2-0		0-3-0		3-0-0											
10-11-0		0-3-0		0-2-0		NEUTRAL		0-3-0		2-2-0		8-1-0											
17-18-0		1-6-0		0-3-0		NON-CONFERENCE		0-3-0		2-3-0		14-3-0											
7-5-0		1-1-0		0-1-0		HOME		0-0-0		0-1-0		6-2-0											
0-2-0		0-2-0		0-0-		AWAY		0-0-0		0-0-0		0-0-0											
10-11-0		0-3-0		0-2-0		NEUTRAL		0-3-0		2-2-0		8-1-0											
10-8-0		0-0-0		1-2-0		CONFERENCE		4-2-0		2-4-0		3-0-0											
6-3-0		0-0-0		1-2-0		HOME		3-0-0		2-1-0		0-0-0											
4-5-0		0-0-0		0-0-0		AWAY		1-2-0		0-3-0		3-0-0											
0-0-0		0-0-0		0-0-0		NEUTRAL		0-0-0		0-0-0		0-0-0											
RPI	S	Opponent		Score		RPI	S	Opponent		Score		RPI	S	Opponent		Score		RPI	S	Opponent		Score	
6	N	Washington		0 7		36	H	Long Beach St.		3 2		55	A	CSUN		0 6		106	A	UC Riverside		0 4	
14	A	UCLA		2 3		36	H	Long Beach St.		6 14		55	A	CSUN		6 1		106	A	UC Riverside		6 7	
15	N	LSU		2 5		36	H	Long Beach St.		0 9		55	A	CSUN		2 6		106	A	UC Riverside		3 4	
17	N	Texas A&M		5 13		37	H	California		3 8		58	N	San Diego St.		5 6		117	N	Colorado St.		11 7	
21	A	Arizona		6 11		38	N	Mississippi St.		2 5		69	N	San Jose St.		3 12		117	N	Colorado St.		3 4	
24	H	South Carolina		4 3		49	N	BYU		0 8		83	N	Purdue		9 10		118	H	Loyola Marymount		0 1	
24	H	South Carolina		1 6								95	H	Cal Poly		3 0		125	H	Hawaii		9 3	
												95	H	Cal Poly		2 1		125	H	Hawaii		1 4	
												95	H	Cal Poly		3 0		125	H	Hawaii		9 5	
																		134	N	Binghamton		2 0	
																		145	N	Iowa St.		0 2	
																		154	N	North Texas		6 3	
																		167	N	Omaha		16 17	
																		170	H	Georgia Tech		4 0	
																		170	H	Georgia Tech		6 4	
																		179	N	Charleston So.		9 0	
																		179	N	Charleston So.		5 2	
																		202	A	UC Davis		5 4	
																		202	A	UC Davis		7 2	
																		202	A	UC Davis		6 4	
																		207	H	San Diego		2 4	
																		222	H	Southern Utah		10 2	
																		222	N	Southern Utah		10 1	
																		228	N	Bethune-Cookman		4 1	
																		233	H	Seattle		6 3	
																		233	H	Seattle		0 2	
																		242	H	CSU Bakersfield		5 3	
				LAST 10 GAMES																			
						202	A	UC Davis		6 4		125	H	Hawaii		9 3		222	N	Southern Utah		10 1	
						202	A	UC Davis		7 2		36	H	Long Beach St.		0 9		228	N	Bethune-Cookman		4 1	
						202	A	UC Davis		5 4		36	H	Long Beach St.		3 2		233	H	Seattle		6 3	
						125	H	Hawaii		9 5		36	H	Long Beach St.		6 14		233	H	Seattle		0 2	
						125	H	Hawaii		1 4		37	H	California		3 8		242	H	CSU Bakersfield		5 3	

Non-Div. I Games:

UC Santa Barbara



RPI	S	Opponent	Score	
242	N	CSU Bakersfield	7	4
242	N	CSU Bakersfield	8	4
252	N	Utah Valley	8	4
270	H	Santa Clara	5	4

UC Santa Barbara

U  
C  
S  
a  
n  
t  
a  
B  
a  
r  
b  
a  
r  
a

U  
C  
S  
a  
n  
t  
a  
B  
a  
r  
b  
a  
r  
a



Average RPI Win:	186	WON-LOST RECORD	WINNING PCT. RANK	LAST 10 GAMES	STRENGTH OF SCHEDULE	OPP. STRENGTH OF SCHEDULE	TEAM RPI	ADJ RPI	CONF. RPI	ADJ CONF. RPI		
DIV. I ONLY		36-21-0	.63158	67	6-4-0	218	194	129	.50488	131	28	28
DIV. I NON-CONF.		17-15-0	.53125	124	1-0-0	150	121	119	.50588	125	27	27
<hr/>												
TOTALS	RPI 1-25	RPI 26-50		W-L RECORDS		RPI 51-100		RPI 101-150		RPI 150+		
36-21-0	0-1-0	0-1-0		OVERALL		5-5-0		6-3-0		25-11-0		
15-2-0	0-0-0	0-0-0		HOME		2-0-0		1-0-0		12-2-0		
14-12-0	0-1-0	0-0-0		AWAY		2-3-0		3-3-0		9-5-0		
7-7-0	0-0-0	0-1-0		NEUTRAL		1-2-0		2-0-0		4-4-0		
<hr/>												
17-15-0	0-1-0	0-1-0		NON-CONFERENCE		5-5-0		6-3-0		6-5-0		
4-0-0	0-0-0	0-0-0		HOME		2-0-0		1-0-0		1-0-0		
6-8-0	0-1-0	0-0-		AWAY		2-3-0		3-3-0		1-1-0		
7-7-0	0-0-0	0-1-0		NEUTRAL		1-2-0		2-0-0		4-4-0		
<hr/>												
19-6-0	0-0-0	0-0-0		CONFERENCE		0-0-0		0-0-0		19-6-0		
11-2-0	0-0-0	0-0-0		HOME		0-0-0		0-0-0		11-2-0		
8-4-0	0-0-0	0-0-0		AWAY		0-0-0		0-0-0		8-4-0		
0-0-0	0-0-0	0-0-0		NEUTRAL		0-0-0		0-0-0		0-0-0		
<hr/>												
RPI S	Opponent	Score		RPI S	Opponent	Score		RPI S	Opponent	Score		
23 A	Fla. Atlantic	1	4	41 N	Tulsa	1	2	53 A	Samford	10	3	
								105 N	Michigan St.	3	1	
								53 A	Samford	0	9	
								107 A	Dayton	2	0	
								63 A	Arkansas	0	1	
								107 H	Dayton	8	0	
								63 A	Arkansas	2	6	
								107 N	Dayton	5	2	
								67 N	Hofstra	1	3	
								127 A	Miami (OH)	2	4	
								74 N	UNI	8	2	
								127 A	Miami (OH)	8	2	
								140 A	Chattanooga	3	1	
								140 A	Chattanooga	3	4	
								143 A	Memphis	4	5	
								159 N	SIUE	2	3	
								160 A	Ill.-Chicago	0	1	
								160 A	Ill.-Chicago	4	6	
								160 A	Ill.-Chicago	5	1	
								165 N	UT Martin	2	3	
								169 A	Youngstown St.	3	2	
								169 A	Youngstown St.	2	1	
								169 A	Youngstown St.	2	9	
								177 N	Tennessee Tech	5	1	
								177 N	Tennessee Tech	9	3	
								206 H	Green Bay	5	3	
								206 H	Green Bay	7	0	
								206 H	Green Bay	14	6	
								208 H	Morehead St.	4	2	
								211 H	Cleveland St.	7	6	
								211 H	Cleveland St.	13	5	
								211 H	Cleveland St.	5	4	
								223 N	Buffalo	7	8	

Non-Div. I Games:

Wright St.



RPI	S	Opponent	Score	
223	N	Buffalo	8	4
232	H	Valparaiso	9	1
232	H	Valparaiso	5	6
232	H	Valparaiso	9	1
232	H	Valparaiso	3	2
246	A	IUPUI	4	5
246	A	IUPUI	2	0
251	A	Detroit	4	5
251	A	Detroit	9	4
251	A	Detroit	6	1
267	A	Northern Ky.	3	1
267	A	Northern Ky.	8	1
267	A	Northern Ky.	5	0
271	H	Oakland	3	0
271	H	Oakland	1	8
271	H	Oakland	1	0
280	N	IPFW	2	4
280	N	IPFW	6	4

W  
r  
i  
g  
h  
t  
S  
t  
.

W  
r  
i  
g  
h  
t  
S  
t  
.



Average RPI Win:		195	WON-LOST		WINNING		LAST 10		STRENGTH OF		OPP. STRENGTH		TEAM		ADJ		CONF.		ADJ CONF.	
Average RPI Loss:		107	RECORD		PCT. RANK		GAMES		SCHEDULE		OF SCHEDULE		RPI		RPI		RPI		RPI	
DIV. I ONLY			27-24-0		.52941 128		10-0-0		170		155		139		.50486 132		30		29	
DIV. I NON-CONF.			13-22-0		.37143 205		2-0-0		88		65		152		.49694 138		29		29	
TOTALS		RPI 1-25		RPI 26-50		W-L RECORDS		RPI 51-100		RPI 101-150		RPI 150+								
27-24-0		1-3-0		2-3-0		OVERALL		1-5-0		4-7-0		19-6-0								
8-2-0		0-0-0		0-0-0		HOME		0-1-0		2-1-0		6-0-0								
9-5-0		1-0-0		0-1-0		AWAY		0-0-0		0-2-0		8-2-0								
10-17-0		0-3-0		2-2-0		NEUTRAL		1-4-0		2-4-0		5-4-0								
13-22-0		1-3-0		2-3-0		NON-CONFERENCE		1-5-0		3-6-0		6-5-0								
1-1-0		0-0-0		0-0-0		HOME		0-1-0		1-0-0		0-0-0								
2-4-0		1-0-0		0-0-		AWAY		0-0-0		0-2-0		1-1-0								
10-17-0		0-3-0		2-2-0		NEUTRAL		1-4-0		2-4-0		5-4-0								
14-2-0		0-0-0		0-0-0		CONFERENCE		0-0-0		1-1-0		13-1-0								
7-1-0		0-0-0		0-0-0		HOME		0-0-0		1-1-0		6-0-0								
7-1-0		0-0-0		0-0-0		AWAY		0-0-0		0-0-0		7-1-0								
0-0-0		0-0-0		0-0-0		NEUTRAL		0-0-0		0-0-0		0-0-0								
RPI	S	Opponent		Score		RPI	S	Opponent		Score		RPI	S	Opponent		Score				
7	N	Florida St.		0	12	31	A	UCF		1	3	59	N	Kent St.		3	6			
19	N	Georgia		2	10	36	N	Long Beach St.		0	10	67	H	Hofstra		4	9			
22	N	Minnesota		0	8	37	N	California		1	13	67	N	Hofstra		3	2			
23	A	Fla. Atlantic		2	1	45	N	Northwestern		7	3	69	N	San Jose St.		0	11			
						48	N	Illinois		6	4	93	N	Marshall		2	10			
												93	N	Marshall		2	4			

Non-Div. I Games:

LIU Brooklyn



RPI	S	Opponent	Score	
257	A	Mt. St. Mary's	11	2
258	A	Bryant	1	5
258	A	Bryant	4	1
259	A	Wagner	6	0
259	A	Wagner	5	0
282	H	Fairleigh Dickinson	7	5
282	H	Fairleigh Dickinson	8	0
283	H	Sacred Heart	12	1
283	H	Sacred Heart	2	1

LIU Brooklyn

L  
I  
U  
B  
r  
o  
o  
k  
l  
y  
n

L  
I  
U  
B  
r  
o  
o  
k  
l  
y  
n



Average RPI Win:	176	WON-LOST RECORD	WINNING PCT. RANK	LAST 10 GAMES	STRENGTH OF SCHEDULE	OPP. STRENGTH OF SCHEDULE	TEAM RPI	ADJ RPI	CONF. RPI	ADJ CONF. RPI				
DIV. I ONLY		22-24-1	.47872	166	6-4-0	105	205	140	.5034	133	21	21		
DIV. I NON-CONF.		12-12-0	.5	149	0-0-0	65	195	102	.52578	99	22	22		
<hr/>														
TOTALS	RPI 1-25	RPI 26-50		W-L RECORDS		RPI 51-100		RPI 101-150		RPI 150+				
22-24-1	0-1-0	0-0-0		OVERALL		4-7-0		4-3-1		14-13-0				
9-8-0	0-0-0	0-0-0		HOME		3-4-0		1-0-0		5-4-0				
8-10-1	0-1-0	0-0-0		AWAY		1-1-0		3-2-1		4-6-0				
5-6-0	0-0-0	0-0-0		NEUTRAL		0-2-0		0-1-0		5-3-0				
<hr/>														
12-12-0	0-1-0	0-0-0		NON-CONFERENCE		4-4-0		1-1-0		7-6-0				
4-2-0	0-0-0	0-0-0		HOME		3-1-0		1-0-0		0-1-0				
3-4-0	0-1-0	0-0-		AWAY		1-1-0		0-0-0		2-2-0				
5-6-0	0-0-0	0-0-0		NEUTRAL		0-2-0		0-1-0		5-3-0				
<hr/>														
10-12-1	0-0-0	0-0-0		CONFERENCE		0-3-0		3-2-1		7-7-0				
5-6-0	0-0-0	0-0-0		HOME		0-3-0		0-0-0		5-3-0				
5-6-1	0-0-0	0-0-0		AWAY		0-0-0		3-2-1		2-4-0				
0-0-0	0-0-0	0-0-0		NEUTRAL		0-0-0		0-0-0		0-0-0				
<hr/>														
RPI	S	Opponent	Score		RPI	S	Opponent	Score		RPI	S	Opponent	Score	
5	A	James Madison	1	2										
							54 N Grand Canyon	3	4	107	A	Dayton	1	1
							58 A San Diego St.	3	1	107	A	Dayton	0	1
							65 H Fordham	0	6	107	A	Dayton	4	3
							65 H Fordham	2	10	132	H	LIU Brooklyn	5	1
							65 H Fordham	4	12	134	N	Binghamton	3	8
							66 H Lehigh	9	6	139	A	Massachusetts	3	0
							66 H Lehigh	3	7	139	A	Massachusetts	1	2
							70 H Delaware	7	2	139	A	Massachusetts	7	1
							70 H Delaware	5	3	158	A	Saint Louis	5	6
							86 N Pittsburgh	2	4	158	A	Saint Louis	1	3
							94 A Charlotte	1	5	158	A	Saint Louis	2	3
										172	N	Presbyterian	0	1
										172	N	Presbyterian	8	0
										180	H	Monmouth	3	6
										181	N	Stony Brook	2	3
										181	N	Stony Brook	1	3
										186	N	Toledo	11	0
										186	N	Toledo	8	2
										197	N	Robert Morris	6	2
										199	A	Penn	1	4
										199	A	Penn	0	7
										209	H	George Mason	3	2
										209	H	George Mason	0	1
										209	H	George Mason	2	3
										227	A	George Washington	0	4
										227	A	George Washington	2	1
										227	A	George Washington	12	1
										227	A	George Washington	2	1
										245	H	St. Bonaventure	4	7
										245	H	St. Bonaventure	4	2
										245	H	St. Bonaventure	8	1
										227	A	George Washington	12	1
										227	A	George Washington	2	1
										158	A	Saint Louis	5	6
										158	A	Saint Louis	1	3

Non-Div. I Games:

Saint Joseph's



RPI	S	Opponent	Score	
230	A	Seton Hall	14	7
236	H	La Salle	3	1
236	H	La Salle	7	1
237	A	Drexel	12	2
245	H	St. Bonaventure	8	1
245	H	St. Bonaventure	4	2
245	H	St. Bonaventure	4	7
252	N	Utah Valley	7	2

Saint Joseph's

S  
a  
i  
n  
t  
J  
o  
s  
e  
p  
h  
'  
s

S  
a  
i  
n  
t  
J  
o  
s  
e  
p  
h  
'  
s



Average RPI Win:	211	WON-LOST RECORD	WINNING PCT. RANK	LAST 10 GAMES		STRENGTH OF SCHEDULE	OPP. STRENGTH OF SCHEDULE	TEAM RPI	ADJ RPI	CONF. RPI	ADJ CONF. RPI	
DIV. I ONLY		33-13-0	.71739	29	9-1-0	264	222	125	.50152	134	25	26
DIV. I NON-CONF.		19-10-0	.65517	57	3-0-0	282	210	161	.47841	176	28	28
<hr/>												
TOTALS	RPI 1-25		RPI 26-50		W-L RECORDS		RPI 51-100		RPI 101-150		RPI 150+	
33-13-0	0-0-0		0-0-0		OVERALL		1-2-0		3-2-0		29-9-0	
13-0-0	0-0-0		0-0-0		HOME		1-0-0		0-0-0		12-0-0	
12-5-0	0-0-0		0-0-0		AWAY		0-0-0		0-1-0		12-4-0	
8-8-0	0-0-0		0-0-0		NEUTRAL		0-2-0		3-1-0		5-5-0	
19-10-0	0-0-0		0-0-0		NON-CONFERENCE		1-2-0		3-2-0		15-6-0	
5-0-0	0-0-0		0-0-0		HOME		1-0-0		0-0-0		4-0-0	
6-2-0	0-0-0		0-0-		AWAY		0-0-0		0-1-0		6-1-0	
8-8-0	0-0-0		0-0-0		NEUTRAL		0-2-0		3-1-0		5-5-0	
14-3-0	0-0-0		0-0-0		CONFERENCE		0-0-0		0-0-0		14-3-0	
8-0-0	0-0-0		0-0-0		HOME		0-0-0		0-0-0		8-0-0	
6-3-0	0-0-0		0-0-0		AWAY		0-0-0		0-0-0		6-3-0	
0-0-0	0-0-0		0-0-0		NEUTRAL		0-0-0		0-0-0		0-0-0	
RPI	S	Opponent	Score	RPI	S	Opponent	Score	RPI	S	Opponent	Score	
						51 N North Dakota St.	4 8			118 N Loyola Marymount	9 8	
						63 N Arkansas	5 12			122 A Stetson	7 8	
						84 H Syracuse	2 1			130 N UC Santa Barbara	0 2	
										133 N Saint Joseph's	8 3	
										139 N Massachusetts	4 2	
										157 N Boston U.	1 11	
										161 A Maine	1 2	
										161 A Maine	7 3	
										161 A Maine	0 3	
										165 N UT Martin	9 2	
										165 N UT Martin	6 5	
										166 A Albany (NY)	2 10	
										166 A Albany (NY)	10 2	
										166 A Albany (NY)	10 8	
										181 H Stony Brook	3 2	
										181 H Stony Brook	12 3	
										181 H Stony Brook	6 5	
										183 A Maryland	9 3	
										186 N Toledo	6 9	
										187 N Pacific	9 8	
										197 N Robert Morris	15 5	
										197 N Robert Morris	15 5	
										223 A Buffalo	12 4	
										223 A Buffalo	11 8	
										244 A Colgate	6 7	
										244 A Colgate	8 0	
										247 A Central Conn. St.	15 8	

**Non-Div. I Games:**

Binghamton



Binghamton



[illegible]

**Non-Div. I Games:**

Saint Francis (PA)



RPI	S	Opponent	Score	
257	H	Mt. St. Mary's	9	8
257	N	Mt. St. Mary's	10	2
257	N	Mt. St. Mary's	10	1
258	H	Bryant	14	4
258	H	Bryant	10	1
259	A	Wagner	7	1
259	A	Wagner	10	2
274	H	Lafayette	9	1
274	H	Lafayette	7	0
282	H	Fairleigh Dickinson	6	4
282	H	Fairleigh Dickinson	4	1
283	A	Sacred Heart	11	2
283	A	Sacred Heart	6	1

Saint Francis (PA)(  
P  
A  
)

S  
a  
i  
n  
t  
F  
r  
a  
n  
c  
i  
s  
(  
P  
A  
)



D  
a  
r  
t  
m  
o  
u  
t  
h

Dartmouth



Dartmouth



Butler

Butler



RPI	S	Opponent	Score	
221	N	Fairfield	5	2
221	N	Fairfield	8	7
229	N	Quinnipiac	5	2
230	H	Seton Hall	5	1
230	H	Seton Hall	6	3
230	H	Seton Hall	2	3
238	N	Appalachian St.	12	6
246	N	IUPUI	6	1
251	N	Detroit	3	1
265	N	UMass Lowell	6	3
267	N	Northern Ky.	7	0
267	N	Northern Ky.	5	7
269	A	Tennessee St.	11	1

Butler



Average RPI Win:	144	WON-LOST RECORD	WINNING PCT. RANK	LAST 10 GAMES	STRENGTH OF SCHEDULE	OPP. STRENGTH OF SCHEDULE	TEAM RPI	ADJ RPI	CONF. RPI	ADJ CONF. RPI			
DIV. I ONLY		13-32-0	.28889	255	0-10-0	42	25	145	.49875	138	2	2	
DIV. I NON-CONF.		13-11-0	.54167	115	0-0-0	130	107	106	.52003	104	2	2	
<hr/>													
TOTALS	RPI 1-25	RPI 26-50		W-L RECORDS		RPI 51-100		RPI 101-150		RPI 150+			
13-32-0	1-12-0	0-11-0		OVERALL		3-4-0		4-3-0		5-2-0			
2-15-0	0-6-0	0-5-0		HOME		0-2-0		0-1-0		2-1-0			
3-12-0	0-6-0	0-6-0		AWAY		0-0-0		2-0-0		1-0-0			
8-5-0	1-0-0	0-0-0		NEUTRAL		3-2-0		2-2-0		2-1-0			
13-11-0	1-0-0	0-2-0		NON-CONFERENCE		3-4-0		4-3-0		5-2-0			
2-6-0	0-0-0	0-2-0		HOME		0-2-0		0-1-0		2-1-0			
3-0-0	0-0-0	0-0-		AWAY		0-0-0		2-0-0		1-0-0			
8-5-0	1-0-0	0-0-0		NEUTRAL		3-2-0		2-2-0		2-1-0			
0-21-0	0-12-0	0-9-0		CONFERENCE		0-0-0		0-0-0		0-0-0			
0-9-0	0-6-0	0-3-0		HOME		0-0-0		0-0-0		0-0-0			
0-12-0	0-6-0	0-6-0		AWAY		0-0-0		0-0-0		0-0-0			
0-0-0	0-0-0	0-0-0		NEUTRAL		0-0-0		0-0-0		0-0-0			
RPI	S	Opponent	Score	RPI	S	Opponent	Score	RPI	S	Opponent	Score		
9	A	Oregon	0 2	30	A	Utah	0 9	51	H	North Dakota St.	1 9		
9	A	Oregon	0 8	30	A	Utah	6 8	55	N	CSUN	3 4		
9	A	Oregon	2 11	30	A	Utah	0 13	58	N	San Diego St.	4 7		
10	N	Missouri	5 3	36	H	Long Beach St.	1 3	69	N	San Jose St.	9 3		
14	A	UCLA	1 2	37	H	California	1 10	95	H	Cal Poly	2 10		
14	A	UCLA	9 13	37	H	California	5 11	95	N	Cal Poly	6 4		
14	A	UCLA	0 8	37	H	California	0 1	96	N	North Carolina St.	15 9		
21	H	Arizona	1 6	39	A	Arizona St.	5 6			136	H	Dartmouth	1 4
21	H	Arizona	0 8	39	A	Arizona St.	1 9			156	H	St. Mary's (CA)	6 3
21	H	Arizona	3 5	39	A	Arizona St.	4 10			156	H	St. Mary's (CA)	5 6
25	H	Oregon St.	1 9	41	H	Tulsa	0 11			187	H	Pacific	11 3
25	H	Oregon St.	1 15							220	N	Boise St.	1 9
25	H	Oregon St.	2 3							233	N	Seattle	8 2
										249	N	Portland St.	11 0
										270	A	Santa Clara	4 1
				LAST 10 GAMES									
				39	A	Arizona St.	4 10	37	H	California	1 10		
				39	A	Arizona St.	5 6	30	A	Utah	0 9		
				39	A	Arizona St.	1 9	30	A	Utah	0 13		
				37	H	California	5 11	30	A	Utah	6 8		
				37	H	California	0 1	21	H	Arizona	0 8		

Non-Div. I Games:

Stanford



Average RPI Win:		182	WON-LOST RECORD		WINNING PCT. RANK	LAST 10 GAMES	STRENGTH OF SCHEDULE		OPP. STRENGTH OF SCHEDULE	TEAM RPI	ADJ RPI	CONF. RPI	ADJ CONF. RPI														
Average RPI Loss:		131																									
DIV. I ONLY			24-22-0		.52174	133	9-1-0		155	177	142	.49816	139	21	21												
DIV. I NON-CONF.			9-16-0		.36	214	2-0-0		139	146	196	.46823	191	22	22												
TOTALS		RPI 1-25		RPI 26-50		W-L RECORDS		RPI 51-100		RPI 101-150		RPI 150+															
24-22-0		0-1-0		0-1-0		OVERALL		3-5-0		5-8-0		16-7-0															
10-2-0		0-0-0		0-0-0		HOME		1-0-0		4-2-0		5-0-0															
9-7-0		0-0-0		0-1-0		AWAY		1-3-0		0-1-0		8-2-0															
5-13-0		0-1-0		0-0-0		NEUTRAL		1-2-0		1-5-0		3-5-0															
9-16-0		0-1-0		0-1-0		NON-CONFERENCE		2-3-0		1-6-0		6-5-0															
2-0-0		0-0-0		0-0-0		HOME		1-0-0		0-0-0		1-0-0															
2-3-0		0-0-0		0-0-		AWAY		0-1-0		0-1-0		2-0-0															
5-13-0		0-1-0		0-0-0		NEUTRAL		1-2-0		1-5-0		3-5-0															
15-6-0		0-0-0		0-0-0		CONFERENCE		1-2-0		4-2-0		10-2-0															
8-2-0		0-0-0		0-0-0		HOME		0-0-0		4-2-0		4-0-0															
7-4-0		0-0-0		0-0-0		AWAY		1-2-0		0-0-0		6-2-0															
0-0-0		0-0-0		0-0-0		NEUTRAL		0-0-0		0-0-0		0-0-0															
RPI	S	Opponent		Score		RPI	S	Opponent		Score		RPI	S	Opponent		Score											
22	N	Minnesota		0 12		27	A	Ole Miss		0 1		51	N	North Dakota St.		2 4											
												52	H	Boston College		4 2											
												65	A	Fordham		3 5											
												65	A	Fordham		3 2											
												65	A	Fordham		0 4											
												75	N	Penn St.		3 0											
												75	N	Penn St.		4 7											
												94	A	Charlotte		1 7											
															107	H	Dayton	7 0									
															107	H	Dayton	4 1									
															107	H	Dayton	4 0									
															110	N	Rutgers	0 6									
															132	N	LIU Brooklyn	1 5									
															133	H	Saint Joseph's	0 3									
															133	H	Saint Joseph's	2 1									
															133	H	Saint Joseph's	1 7									
															134	N	Binghamton	2 4									
															135	N	Saint Francis (PA)	3 0									
															135	N	Saint Francis (PA)	6 13									
															135	N	Saint Francis (PA)	0 8									
															142	A	East Carolina	5 6									
															163	N	Bucknell	3 2									
															169	N	Youngstown St.	8 9									
															171	A	UConn	7 4									
															174	N	Ball St.	0 2									
															183	A	Maryland	5 4									
															186	N	Toledo	4 5									
															190	N	Mercer	0 8									
															197	N	Robert Morris	2 0									
															209	H	George Mason	8 0									
															209	H	George Mason	4 1									
															225	N	Belmont	6 0									
															225	N	Belmont	3 7									
															227	A	George Washington	4 2									
															227	A	George Washington	2 0									
															52	H	Boston College	4 2									
LAST 10 GAMES						236 A La Salle						8 10		209 H George Mason						4 1							
107 H Dayton						4 1						227 A George Washington						4 2		225 N Belmont						6 0	
107 H Dayton						4 0						227 A George Washington						2 0		225 N Belmont						3 7	
107 H Dayton						7 0						227 A George Washington						9 1		227 A George Washington						4 2	
258 H Bryant						8 1						227 A George Washington						9 1		227 A George Washington						2 0	
236 A La Salle						11 2						52 H Boston College						4 2		227 A George Washington						2 0	

Non-Div. I Games:

Massachusetts



RPI	S	Opponent	Score	
227	A	George Washington	9	1
236	A	La Salle	8	10
236	A	La Salle	11	2
245	A	St. Bonaventure	2	5
245	A	St. Bonaventure	6	1
245	A	St. Bonaventure	5	4
258	H	Bryant	8	1
279	H	Rhode Island	7	2
279	H	Rhode Island	3	0

Massachusetts

M  
a  
s  
s  
a  
c  
h  
u  
s  
e  
t  
t  
s

M  
a  
s  
s  
a  
c  
h  
u  
s  
e  
t  
t  
s



[illegible]

**Non-Div. I Games:**

Chattanooga



RPI	S	Opponent	Score	
190	H	Mercer	10	9
204	H	Middle Tenn.	8	5
228	N	Bethune-Cookman	2	1
228	N	Bethune-Cookman	9	2
251	H	Detroit	14	0
261	N	Columbia	3	2
265	N	UMass Lowell	3	0
267	H	Northern Ky.	8	2
268	N	Morgan St.	4	3
269	H	Tennessee St.	10	5
276	N	Hartford	3	2
280	H	IPFW	5	7

Chattanooga

C  
h  
a  
t  
t  
a  
n  
o  
o  
g  
a

C  
h  
a  
t  
t  
a  
n  
o  
o  
g  
a



V  
i  
r  
g  
i  
n  
i  
a

Virginia



Average RPI Win:		171	WON-LOST RECORD		WINNING PCT. RANK	LAST 10 GAMES		STRENGTH OF SCHEDULE		OPP. STRENGTH OF SCHEDULE	TEAM RPI	ADJ RPI	CONF. RPI	ADJ CONF. RPI			
Average RPI Loss:		91															
DIV. I ONLY			23-30-0		.43396	185	4-6-0		90	107	143	.49666	142	7	6		
DIV. I NON-CONF.			18-17-0		.51429	143	0-1-0		133	204	126	.50338	128	6	6		
TOTALS		RPI 1-25		RPI 26-50		W-L RECORDS		RPI 51-100		RPI 101-150		RPI 150+					
23-30-0		0-3-0		1-8-0		OVERALL		3-5-0		7-10-0		12-4-0					
7-11-0		0-3-0		0-0-0		HOME		2-3-0		3-4-0		2-1-0					
3-13-0		0-0-0		1-6-0		AWAY		1-1-0		0-3-0		1-3-0					
13-6-0		0-0-0		0-2-0		NEUTRAL		0-1-0		4-3-0		9-0-0					
18-17-0		0-0-0		0-3-0		NON-CONFERENCE		1-4-0		6-8-0		11-2-0					
4-5-0		0-0-0		0-0-0		HOME		0-2-0		2-2-0		2-1-0					
1-6-0		0-0-0		0-0-		AWAY		1-1-0		0-3-0		0-1-0					
13-6-0		0-0-0		0-2-0		NEUTRAL		0-1-0		4-3-0		9-0-0					
5-13-0		0-3-0		1-5-0		CONFERENCE		2-1-0		1-2-0		1-2-0					
3-6-0		0-3-0		0-0-0		HOME		2-1-0		1-2-0		0-0-0					
2-7-0		0-0-0		1-5-0		AWAY		0-0-0		0-0-0		1-2-0					
0-0-0		0-0-0		0-0-0		NEUTRAL		0-0-0		0-0-0		0-0-0					
RPI	S	Opponent		Score		RPI	S	Opponent		Score		RPI	S	Opponent		Score	
20	H	South Fla.		1	3	29	N	Notre Dame		0	8	60	N	New Mexico St.		3	7
20	H	South Fla.		0	8	31	A	UCF		2	1	64	H	Longwood		2	6
20	H	South Fla.		3	11	31	A	UCF		0	8	64	H	Longwood		2	8
						31	A	UCF		0	5	87	H	Houston		2	0
						39	A	Arizona St.		1	9	87	H	Houston		7	6
						41	A	Tulsa		3	11	87	H	Houston		0	9
						41	A	Tulsa		3	12	94	A	Charlotte		0	5
						41	A	Tulsa		0	8	96	A	North Carolina St.		7	4
						48	N	Illinois		0	11						
						LAST 10 GAMES											
						31	A	UCF		0	5	87	H	Houston		0	9
						31	A	UCF		0	8	103	H	UNCW		3	4
						31	A	UCF		2	1	171	A	UConn		7	15
						87	H	Houston		2	0	171	A	UConn		5	8
						87	H	Houston		7	6	171	A	UConn		2	0
												171	A	UConn		5	8
												171	A	UConn		7	15
												193	N	Sam Houston St.		6	5
												217	N	Yale		7	2
												218	A	Campbell		2	3
												233	N	Seattle		6	0

Non-Div. I Games:

East Carolina



RPI	S	Opponent	Score	
240	N	Bowling Green	2	0
251	N	Detroit	11	0
258	N	Bryant	1	0
267	N	Northern Ky.	4	3
268	N	Morgan St.	5	3
280	N	IPFW	5	1

East Carolina

E  
a  
s  
t  
C  
a  
r  
o  
l  
i  
n  
a

E  
a  
s  
t  
C  
a  
r  
o  
l  
i  
n  
a



Average RPI Win: 178		WON-LOST RECORD		WINNING PCT. RANK		LAST 10 GAMES		STRENGTH OF SCHEDULE		OPP. STRENGTH OF SCHEDULE		TEAM RPI		ADJ RPI		CONF. RPI		ADJ CONF. RPI	
DIV. I ONLY		26-30-0		.46429 170		4-6-0		120		122		144		.49621 143		7		6	
DIV. I NON-CONF.		19-19-0		.5 149		1-0-0		175		214		157		.48826 157		6		6	
TOTALS		RPI 1-25		RPI 26-50		W-L RECORDS		RPI 51-100		RPI 101-150		RPI 150+							
26-30-0		0-4-0		3-6-0		OVERALL		1-7-0		6-5-0		16-8-0							
14-7-0		0-3-0		2-2-0		HOME		0-0-0		1-0-0		11-2-0							
6-10-0		0-1-0		1-4-0		AWAY		0-4-0		4-1-0		1-0-0							
6-13-0		0-0-0		0-0-0		NEUTRAL		1-3-0		1-4-0		4-6-0							
19-19-0		0-1-0		0-3-0		NON-CONFERENCE		1-4-0		4-4-0		14-7-0							
10-2-0		0-0-0		0-1-0		HOME		0-0-0		1-0-0		9-1-0							
3-4-0		0-1-0		0-0-0		AWAY		0-1-0		2-0-0		1-0-0							
6-13-0		0-0-0		0-0-0		NEUTRAL		1-3-0		1-4-0		4-6-0							
7-11-0		0-3-0		3-3-0		CONFERENCE		0-3-0		2-1-0		2-1-0							
4-5-0		0-3-0		2-1-0		HOME		0-0-0		0-0-0		2-1-0							
3-6-0		0-0-0		1-2-0		AWAY		0-3-0		2-1-0		0-0-0							
0-0-0		0-0-0		0-0-0		NEUTRAL		0-0-0		0-0-0		0-0-0							
RPI S	Opponent	Score		RPI S	Opponent	Score		RPI S	Opponent	Score		RPI S	Opponent	Score					
15 A	LSU	2	17	27 A	Ole Miss	3	5	59 N	Kent St.	3	4	101 A	FGCU	6	0				
20 H	South Fla.	0	3	27 H	Ole Miss	3	7	74 N	UNI	2	5	105 N	Michigan St.	1	9				
20 H	South Fla.	0	7	31 A	UCF	5	4	80 A	Central Ark.	3	6	105 N	Michigan St.	3	5				
20 H	South Fla.	0	8	31 A	UCF	1	8	87 A	Houston	3	4	112 N	Furman	3	4				
				31 A	UCF	2	4	87 A	Houston	1	6	112 N	Furman	8	2				
				39 A	Arizona St.	3	11	87 A	Houston	1	2	121 N	Illinois St.	3	12				
				41 H	Tulsa	5	0	90 N	Nicholls St.	4	1	126 A	Coastal Caro.	8	3				
				41 H	Tulsa	5	2	92 N	Louisiana Tech	3	9	131 H	Wright St.	5	4				
				41 H	Tulsa	5	10					142 A	East Carolina	1	0				
												142 A	East Carolina	4	2				
												142 A	East Carolina	7	8				
												151 N	Liberty	2	9				
												160 N	Ill.-Chicago	7	11				
												165 H	UT Martin	3	2				
												169 H	Youngstown St.	4	2				
												169 H	Youngstown St.	13	5				
												171 H	UConn	2	1				
												171 H	UConn	7	0				
												171 H	UConn	0	6				
												177 N	Tennessee Tech	1	10				
												189 N	Montana	3	4				
												196 N	Southeastern La.	7	10				
												204 N	Middle Tenn.	2	11				
												205 H	Murray St.	3	6				
												211 H	Cleveland St.	5	4				
												223 N	Buffalo	11	7				
												223 N	Buffalo	9	0				



RPI	S	Opponent	Score	
225	A	Belmont	4	2
263	N	Mississippi Val.	4	1
267	H	Northern Ky.	9	1
267	H	Northern Ky.	7	0
278	H	Jackson St.	5	2
278	N	Jackson St.	15	2
295	H	Ark.-Pine Bluff	11	3
295	H	Ark.-Pine Bluff	8	0

Memphis

M  
e  
m  
p  
h  
i  
s

M  
e  
m  
p  
h  
i  
s



ETSU

ETSU



RPI	S	Opponent	Score	
267	N	Northern Ky.	5	4
269	A	Tennessee St.	9	1
284	H	Alabama A&M	3	6
284	H	Alabama A&M	6	0

ETSU

E  
T  
S  
U

E  
T  
S  
U



Iowa St.



**Non-Div. I Games:**

Tie, Loss, Non-Conf,S Site, H Home, A Away, N Neutral Page 222



RPI	S	Opponent	Score	
243	A	Texas Southern	13	2
243	H	Texas Southern	9	1
291	H	Prairie View	7	2
291	N	Prairie View	9	0
294	N	Grambling	3	0

SFA

S  
F  
A

S  
F  
A



Average RPI Win: 169		WON-LOST RECORD		WINNING PCT. RANK		LAST 10 GAMES		STRENGTH OF SCHEDULE		OPP. STRENGTH OF SCHEDULE		TEAM RPI		ADJ RPI		CONF. RPI		ADJ CONF. RPI	
DIV. I ONLY		20-29-0		.40816 204		3-7-0		71		132		149		.49414 147		10		11	
DIV. I NON-CONF.		14-17-0		.45161 180		2-0-0		108		183		136		.49727 136		12		12	
TOTALS		RPI 1-25		RPI 26-50		W-L RECORDS		RPI 51-100		RPI 101-150		RPI 150+							
20-29-0		0-3-0		0-3-0		OVERALL		2-7-0		7-10-0		11-6-0							
6-7-0		0-1-0		0-1-0		HOME		1-2-0		3-3-0		2-0-0							
3-10-0		0-2-0		0-0-0		AWAY		0-3-0		2-4-0		1-1-0							
11-12-0		0-0-0		0-2-0		NEUTRAL		1-2-0		2-3-0		8-5-0							
14-17-0		0-3-0		0-3-0		NON-CONFERENCE		1-2-0		2-3-0		11-6-0							
2-2-0		0-1-0		0-1-0		HOME		0-0-0		0-0-0		2-0-0							
1-3-0		0-2-0		0-0-		AWAY		0-0-0		0-0-0		1-1-0							
11-12-0		0-0-0		0-2-0		NEUTRAL		1-2-0		2-3-0		8-5-0							
6-12-0		0-0-0		0-0-0		CONFERENCE		1-5-0		5-7-0		0-0-0							
4-5-0		0-0-0		0-0-0		HOME		1-2-0		3-3-0		0-0-0							
2-7-0		0-0-0		0-0-0		AWAY		0-3-0		2-4-0		0-0-0							
0-0-0		0-0-0		0-0-0		NEUTRAL		0-0-0		0-0-0		0-0-0							
RPI	S	Opponent		Score		RPI	S	Opponent		Score		RPI	S	Opponent		Score			
11	H	Tennessee		4	9	29	N	Notre Dame		3	7	57	H	USC Upstate		1	2		
15	A	LSU		0	9	31	H	UCF		2	7	57	H	USC Upstate		0	7		
20	A	South Fla.		1	12	40	N	Ohio St.		1	2	57	H	USC Upstate		4	3		
												65	N	Fordham		0	3		
												75	N	Penn St.		2	1		
												98	A	Jacksonville		8	9		
												98	A	Jacksonville		15	16		
												98	A	Jacksonville		0	4		
												99	N	Ga. Southern		0	2		
							</												

Non-Div. I Games:

North Florida



RPI	S	Opponent	Score	
226	A	Florida A&M	7	4
226	A	Florida A&M	1	6
228	H	Bethune-Cookman	11	3
228	H	Bethune-Cookman	5	1
236	N	La Salle	9	1
241	N	South Dakota	6	4
258	N	Bryant	8	7

N  
o  
r  
t  
h  
F  
l  
o  
r  
i  
d  
a

N  
o  
r  
t  
h  
F  
l  
o  
r  
i  
d  
a

North Florida



Average RPI Win: 146		WON-LOST RECORD		WINNING PCT. RANK		LAST 10 GAMES		STRENGTH OF SCHEDULE		OPP. STRENGTH OF SCHEDULE		TEAM RPI		ADJ RPI		CONF. RPI		ADJ CONF. RPI				
DIV. I ONLY		20-32-0		.38462 217		4-6-0		73		84		153		.49366 148		12		12				
DIV. I NON-CONF.		9-19-0		.32143 224		1-1-0		89		78		177		.47804 177		10		11				
TOTALS		RPI 1-25		RPI 26-50		W-L RECORDS		RPI 51-100		RPI 101-150		RPI 150+										
20-32-0		0-4-0		0-8-0		OVERALL		7-11-0		3-3-0		10-6-0										
11-12-0		0-4-0		0-3-0		HOME		1-2-0		2-0-0		8-3-0										
6-12-0		0-0-0		0-4-0		AWAY		5-4-0		0-0-0		1-3-0										
3-8-0		0-0-0		0-1-0		NEUTRAL		1-4-0		1-3-0		1-0-0										
9-19-0		0-1-0		0-8-0		NON-CONFERENCE		1-5-0		3-3-0		5-2-0										
6-5-0		0-1-0		0-3-0		HOME		0-0-0		2-0-0		4-1-0										
0-6-0		0-0-0		0-0-		AWAY		0-1-0		0-0-0		0-1-0										
3-8-0		0-0-0		0-1-0		NEUTRAL		1-4-0		1-3-0		1-0-0										
11-13-0		0-3-0		0-0-0		CONFERENCE		6-6-0		0-0-0		5-4-0										
5-7-0		0-3-0		0-0-0		HOME		1-2-0		0-0-0		4-2-0										
6-6-0		0-0-0		0-0-0		AWAY		5-4-0		0-0-0		1-2-0										
0-0-0		0-0-0		0-0-0		NEUTRAL		0-0-0		0-0-0		0-0-0										
RPI	S	Opponent		Score		RPI	S	Opponent		Score		RPI	S	Opponent		Score						
13	H	Baylor		5	6	26	A	Texas		2	3	58	N	San Diego St.		0	2	141	H	Virginia	5	4
23	H	Fla. Atlantic		1	7	26	H	Texas		2	3	58	N	San Diego St.		3	2	141	H	Virginia	5	4
23	H	Fla. Atlantic		0	4	27	A	Ole Miss		1	9	68	A	UAB		1	4	146	N	SFA	1	3
23	H	Fla. Atlantic		2	3	27	A	Ole Miss		0	8	68	A	UAB		3	1	146	N	SFA	3	7
						28	A	Cal St. Fullerton		1	13	68	A	UAB		2	0	146	N	SFA	10	2
						33	N	McNeese St.		6	11	72	A	Texas Tech		4	6	146	N	SFA	3	4
						41	H	Tulsa		0	6	74	N	UNI		1	7	152	A	UTEP	2	9
						41	H	Tulsa		1	10	78	H	Southern Miss.		1	6	152	A	UTEP	10	5
												78	H	Southern Miss.		1	3	152	A	UTEP	3	5
												78	H	Southern Miss.		7	4	154	H	North Texas	8	6
												85	N	Weber St.		1	2	154	H	North Texas	5	1
												91	N	Ohio		5	8	154	H	North Texas	3	2
												92	A	Louisiana Tech		0	4	193	H	Sam Houston St.	10	3
												92	A	Louisiana Tech		2	3	193	H	Sam Houston St.	1	0
												92	A	Louisiana Tech		3	1	204	H	Middle Tenn.	0	18
												94	A	Charlotte		2	1	204	H	Middle Tenn.	7	1
												94	A	Charlotte		12	0	204	H	Middle Tenn.	5	7
												94	A	Charlotte		1	7	212	A	A&M-Corpus Christi	0	2
																		212	H	A&M-Corpus Christi	6	8
																		235	H	Incarnate Word	6	3
																		239	N	Canisius	3	2
																		262	H	North Dakota	8	1
				LAST 10 GAMES																		
				23	H	Fla. Atlantic		0	4	68	A	UAB		2	0							
				23	H	Fla. Atlantic		1	7	212	H	A&M-Corpus Christi		6	8							
				23	H	Fla. Atlantic		2	3	235	H	Incarnate Word		6	3							
				68	A	UAB		3	1	92	A	Louisiana Tech		3	1							
				68	A	UAB		1	4	92	A	Louisiana Tech		2	3							

Non-Div. I Games:

UTSA



Average RPI Win: 179		WON-LOST RECORD		WINNING PCT. RANK		LAST 10 GAMES		STRENGTH OF SCHEDULE		OPP. STRENGTH OF SCHEDULE		TEAM RPI		ADJ RPI		CONF. RPI		ADJ CONF. RPI				
DIV. I ONLY		24-25-1		.49 157		6-4-0		169		106		155		.49323 149		16		16				
DIV. I NON-CONF.		13-14-0		.48148 163		0-1-0		170		83		144		.49476 141		16		16				
TOTALS		RPI 1-25		RPI 26-50		W-L RECORDS		RPI 51-100		RPI 101-150		RPI 150+										
24-25-1		1-4-0		0-1-0		OVERALL		3-8-0		2-2-0		18-10-1										
9-3-1		0-0-0		0-0-0		HOME		0-0-0		0-0-0		9-3-1										
5-12-0		0-2-0		0-0-0		AWAY		2-4-0		0-1-0		3-5-0										
10-10-0		1-2-0		0-1-0		NEUTRAL		1-4-0		2-1-0		6-2-0										
13-14-0		1-4-0		0-1-0		NON-CONFERENCE		1-4-0		2-2-0		9-3-0										
2-0-0		0-0-0		0-0-0		HOME		0-0-0		0-0-0		2-0-0										
1-4-0		0-2-0		0-0-		AWAY		0-0-0		0-1-0		1-1-0										
10-10-0		1-2-0		0-1-0		NEUTRAL		1-4-0		2-1-0		6-2-0										
11-11-1		0-0-0		0-0-0		CONFERENCE		2-4-0		0-0-0		9-7-1										
7-3-1		0-0-0		0-0-0		HOME		0-0-0		0-0-0		7-3-1										
4-8-0		0-0-0		0-0-0		AWAY		2-4-0		0-0-0		2-4-0										
0-0-0		0-0-0		0-0-0		NEUTRAL		0-0-0		0-0-0		0-0-0										
RPI	S	Opponent		Score		RPI	S	Opponent		Score		RPI	S	Opponent		Score						
2	A	Michigan		2	5	48	N	Illinois		3	11	57	N	USC Upstate		0	1	101	N	FGCU	3	2
6	N	Washington		0	23					59	A	Kent St.		3	7	101	N	FGCU		1	2	
17	N	Texas A&M		1	11					59	A	Kent St.		0	4	105	A	Michigan St.		7	10	
20	A	South Fla.		2	3					59	A	Kent St.		0	9	142	N	East Carolina		6	0	
21	N	Arizona		4	1					63	N	Arkansas		4	12	153	H	Akron		0	3	
										82	A	Northern Ill.		4	1	153	H	Akron		5	0	
										82	A	Northern Ill.		5	4	153	H	Akron		4	4	
										82	A	Northern Ill.		3	8	174	A	Ball St.		1	0	
										86	N	Pittsburgh		0	2	174	A	Ball St.		9	2	
										86	N	Pittsburgh		4	3	174	A	Ball St.		1	2	
										95	N	Cal Poly		0	7	184	A	Western Mich.		0	6	
														184	H	Western Mich.		2	7			
														184	H	Western Mich.		8	4			
														186	H	Toledo		9	1			
														186	H	Toledo		12	3			
														186	H	Toledo		2	1			
														190	A	Mercer		8	0			
														190	A	Mercer		3	5			
														193	N	Sam Houston St.		0	1			
														213	N	Winthrop		3	1			
														216	H	Eastern Mich.		1	0			
														216	H	Eastern Mich.		2	5			
														216	H	Eastern Mich.		7	6			
														221	N	Fairfield		9	1			
														232	H	Valparaiso		10	1			
														232	H	Valparaiso		5	3			
														240	A	Bowling Green		2	4			



Central Mich.



Average RPI Win: 187		WON-LOST	WINNING	LAST 10	STRENGTH OF	OPP. STRENGTH	TEAM	ADJ	CONF.	ADJ CONF.				
Average RPI Loss: 128		RECORD	PCT. RANK	GAMES	SCHEDULE	OF SCHEDULE	RPI	RPI	RPI	RPI				
DIV. I ONLY		32-24-0	.57143	99	3-7-0	217	151	146	.49238	150	19	19		
DIV. I NON-CONF.		19-13-0	.59375	86	0-1-0	247	122	137	.49374	143	20	20		
<hr/>														
TOTALS		RPI 1-25	RPI 26-50		W-L RECORDS		RPI 51-100		RPI 101-150		RPI 150+			
32-24-0	0-1-0	0-2-0		OVERALL		4-7-0		7-6-0		21-8-0				
12-5-0	0-0-0	0-1-0		HOME		0-0-0		4-3-0		8-1-0				
14-14-0	0-0-0	0-1-0		AWAY		3-6-0		2-1-0		9-6-0				
6-5-0	0-1-0	0-0-0		NEUTRAL		1-1-0		1-2-0		4-1-0				
<hr/>														
19-13-0	0-1-0	0-2-0		NON-CONFERENCE		4-4-0		6-4-0		9-2-0				
3-2-0	0-0-0	0-1-0		HOME		0-0-0		3-1-0		0-0-0				
10-6-0	0-0-0	0-0-		AWAY		3-3-0		2-1-0		5-1-0				
6-5-0	0-1-0	0-0-0		NEUTRAL		1-1-0		1-2-0		4-1-0				
<hr/>														
13-11-0	0-0-0	0-0-0		CONFERENCE		0-3-0		1-2-0		12-6-0				
9-3-0	0-0-0	0-0-0		HOME		0-0-0		1-2-0		8-1-0				
4-8-0	0-0-0	0-0-0		AWAY		0-3-0		0-0-0		4-5-0				
0-0-0	0-0-0	0-0-0		NEUTRAL		0-0-0		0-0-0		0-0-0				
<hr/>														
RPI	S	Opponent	Score		RPI	S	Opponent	Score		RPI	S	Opponent	Score	
4	N	Oklahoma	0	9	42	A	Virginia Tech	1	2	56	A	Col. of Charleston	1	6
					42	H	Virginia Tech	0	4	64	A	Longwood	2	10
										64	A	Longwood	1	5
										64	A	Longwood	3	9
										75	N	Penn St.	0	8
										86	N	Pittsburgh	4	3
										88	A	Western Caro.	8	6
										88	A	Western Caro.	2	5
										93	A	Marshall	3	8
										93	A	Marshall	5	0
										98	A	Jacksonville	5	0

Non-Div. I Games:

Radford



Radford



Liberty				Through Games Of May 8, 2016										
Average RPI Win:	181	WON-LOST	WINNING	LAST 10	STRENGTH OF	OPP. STRENGTH	TEAM	ADJ	CONF.	ADJ CONF.				
Average RPI Loss:	128 <th>RECORD</th> <th>PCT. RANK</th> <th>GAMES</th> <th>SCHEDULE</th> <th>OF SCHEDULE</th> <th>RPI</th> <th>RPI</th> <th>RPI</th> <th>RPI</th>	RECORD	PCT. RANK	GAMES	SCHEDULE	OF SCHEDULE	RPI	RPI	RPI	RPI				
DIV. I ONLY		30-26-0	.53571	120	7-3-0	168	165	136	.4923	151	19	19		
DIV. I NON-CONF.		14-18-0	.4375	186	1-0-0	180	140	181	.46885	189	20	20		
<hr/>														
TOTALS		RPI 1-25		RPI 26-50		W-L RECORDS		RPI 51-100		RPI 101-150		RPI 150+		
30-26-0		0-3-0		1-2-0		OVERALL		4-7-0		6-5-0		19-9-0		
14-7-0		0-0-0		0-0-0		HOME		0-2-0		0-0-0		14-5-0		
9-11-0		0-2-0		1-2-0		AWAY		2-2-0		4-4-0		2-1-0		
7-8-0		0-1-0		0-0-0		NEUTRAL		2-3-0		2-1-0		3-3-0		
14-18-0		0-3-0		1-2-0		NON-CONFERENCE		3-5-0		3-2-0		7-6-0		
4-5-0		0-0-0		0-0-0		HOME		0-2-0		0-0-0		4-3-0		
3-5-0		0-2-0		1-0-		AWAY		1-0-0		1-1-0		0-0-0		
7-8-0		0-1-0		0-0-0		NEUTRAL		2-3-0		2-1-0		3-3-0		
16-8-0		0-0-0		0-0-0		CONFERENCE		1-2-0		3-3-0		12-3-0		
10-2-0		0-0-0		0-0-0		HOME		0-0-0		0-0-0		10-2-0		
6-6-0		0-0-0		0-0-0		AWAY		1-2-0		3-3-0		2-1-0		
0-0-0		0-0-0		0-0-0		NEUTRAL		0-0-0		0-0-0		0-0-0		
RPI	S	Opponent	Score		RPI	S	Opponent	Score		RPI	S	Opponent	Score	
3	N	Alabama	2	10	31	A	UCF	2	7	61	N	Jacksonville St.	0	5
13	A	Baylor	0	5	42	A	Virginia Tech	1	8	64	A	Longwood	3	6
15	A	LSU	0	8	42	A	Virginia Tech	2	1	64	A	Longwood	2	1
										64	A	Longwood	1	3
										89	N	Northwestern St.	3	4
										89	N	Northwestern St.	8	10
										92	A	Louisiana Tech	5	1
										92	N	Louisiana Tech	11	6
										93	H	Marshall	3	5
										93	H	Marshall	5	10
										100	N	Lamar	6	5

Non-Div. I Games:

Liberty



RPI	S	Opponent	Score
234	H	Gardner-Webb	4 0
234	H	Gardner-Webb	4 1
234	H	Gardner-Webb	1 0
236	H	La Salle	9 0
236	H	La Salle	10 2
268	N	Morgan St.	11 1
272	H	Hampton	5 7
272	H	Hampton	13 1
279	H	Rhode Island	3 7
281	H	Norfolk St.	9 1
283	H	Sacred Heart	2 3
294	N	Grambling	11 0

Liberty



U  
T  
E  
P

UTEP







RPI	S	Opponent	Score	
228	N	Bethune-Cookman	2	3
234	N	Gardner-Webb	9	2
234	N	Gardner-Webb	5	1
239	N	Canisius	5	1
239	N	Canisius	3	0
240	H	Bowling Green	5	0
240	H	Bowling Green	3	5
240	H	Bowling Green	5	9
248	N	South Dakota St.	2	1
253	A	Alabama St.	6	5
268	N	Morgan St.	2	4
277	H	Niagara	8	0
277	H	Niagara	2	0
277	N	Niagara	6	0
283	N	Sacred Heart	3	2
287	N	Howard	9	0

Akron

A  
k  
r  
o  
n

A  
k  
r  
o  
n



Average RPI Win:		136	WON-LOST RECORD		WINNING PCT. RANK	LAST 10 GAMES		STRENGTH OF SCHEDULE		OPP. STRENGTH OF SCHEDULE	TEAM RPI	ADJ RPI	CONF. RPI	ADJ CONF. RPI			
Average RPI Loss:		102															
DIV. I ONLY			22-33-0		.4	210	2-8-0		113	69	167	.49133	154	12	12		
DIV. I NON-CONF.			17-14-0		.54839	109	0-3-0		56	74	72	.54774	71	10	11		
TOTALS		RPI 1-25		RPI 26-50		W-L RECORDS		RPI 51-100		RPI 101-150		RPI 150+					
22-33-0		2-3-0		0-3-0		OVERALL		7-12-0		1-7-0		12-8-0					
11-13-0		0-0-0		0-0-0		HOME		6-8-0		0-3-0		5-2-0					
6-16-0		2-3-0		0-3-0		AWAY		0-3-0		1-3-0		3-4-0					
5-4-0		0-0-0		0-0-0		NEUTRAL		1-1-0		0-1-0		4-2-0					
17-14-0		2-3-0		0-3-0		NON-CONFERENCE		4-3-0		1-1-0		10-4-0					
8-4-0		0-0-0		0-0-0		HOME		3-2-0		0-0-0		5-2-0					
4-6-0		2-3-0		0-0-		AWAY		0-0-0		1-0-0		1-0-0					
5-4-0		0-0-0		0-0-0		NEUTRAL		1-1-0		0-1-0		4-2-0					
5-19-0		0-0-0		0-0-0		CONFERENCE		3-9-0		0-6-0		2-4-0					
3-9-0		0-0-0		0-0-0		HOME		3-6-0		0-3-0		0-0-0					
2-10-0		0-0-0		0-0-0		AWAY		0-3-0		0-3-0		2-4-0					
0-0-0		0-0-0		0-0-0		NEUTRAL		0-0-0		0-0-0		0-0-0					
RPI	S	Opponent		Score		RPI	S	Opponent		Score		RPI	S	Opponent		Score	
4	A	Oklahoma		1	6	26	A	Texas		2	4	68	H	UAB		1	9
13	A	Baylor		7	5	47	A	Kansas		0	1	68	H	UAB		5	0
13	A	Baylor		7	6	47	A	Kansas		2	12	68	H	UAB		3	2
13	A	Baylor		0	2							72	H	Texas Tech		5	8
21	A	Arizona		1	9							72	H	Texas Tech		2	4
												78	A	Southern Miss.		0	4
												78	A	Southern Miss.		2	3
												78	A	Southern Miss.		0	3
												81	H	UT Arlington		1	0
												83	N	Purdue		1	6
												89	N	Northwestern St.		9	5
												90	H	Nicholls St.		3	2
												90	H	Nicholls St.		2	1
												92	H	Louisiana Tech		0	12
												92	H	Louisiana Tech		2	5
												92	H	Louisiana Tech		3	9
												93	H	Marshall		7	1
												93	H	Marshall		5	9
												93	H	Marshall		1	4

Non-Div. I Games:

North Texas



RPI	S	Opponent	Score	
235	A	Incarnate Word	10	2

North Texas

N  
o  
r  
t  
h  
T  
e  
x  
a  
s

N  
o  
r  
t  
h  
T  
e  
x  
a  
s



[illegible]

**Non-Div. I Games:**

Evansville



Evansville



[illegible]

**Non-Div. I Games:**

St. Mary's (CA)



RPI	S	Opponent	Score	
233	H	Seattle	5	1
244	H	Colgate	7	2
260	H	Iona	1	0
260	H	Iona	3	2

St. Mary's (CA)

S  
t  
.  
M  
a  
r  
y  
'  
s  
(  
C  
A  
)

S  
t  
.  
M  
a  
r  
y  
'  
s  
(  
C  
A  
)



B  
o  
s  
t  
o  
n  
U

Tie, Loss, Non-Conf,S Site, H Home, A Away, N Neutral Page 242



RPI	S	Opponent	Score	
261	N	Columbia	5	1
265	A	UMass Lowell	5	1
273	A	Holy Cross	4	3
273	A	Holy Cross	11	4
273	A	Holy Cross	1	0
274	H	Lafayette	6	0
274	H	Lafayette	4	1
274	H	Lafayette	5	0
275	N	N.C. A&T	8	0
283	H	Sacred Heart	6	5

Boston U.

B  
o  
s  
t  
o  
n  
U  
.

B  
o  
s  
t  
o  
n  
U  
.



Average RPI Win: 195		WON-LOST	WINNING	LAST 10	STRENGTH OF		OPP. STRENGTH	TEAM	ADJ	CONF.	ADJ CONF.
Average RPI Loss: 117		RECORD	PCT. RANK	GAMES	SCHEDULE		OF SCHEDULE	RPI	RPI	RPI	RPI
DIV. I ONLY		24-24-0	.5	147	8-2-0		182	163	162	.48917	158
DIV. I NON-CONF.		10-16-0	.38462	201	0-0-0		136	92	175	.47888	174
TOTALS		RPI 1-25	RPI 26-50		W-L RECORDS		RPI 51-100		RPI 101-150		RPI 150+
24-24-0		0-1-0	0-4-0		OVERALL		3-6-0		4-6-0		17-7-0
14-7-0		0-0-0	0-0-0		HOME		1-1-0		3-2-0		10-4-0
6-8-0		0-1-0	0-1-0		AWAY		2-2-0		0-3-0		4-1-0
4-9-0		0-0-0	0-3-0		NEUTRAL		0-3-0		1-1-0		3-2-0
10-16-0		0-1-0	0-4-0		NON-CONFERENCE		2-4-0		1-4-0		7-3-0
5-4-0		0-0-0	0-0-0		HOME		1-1-0		0-2-0		4-1-0
1-3-0		0-1-0	0-0-		AWAY		1-0-0		0-1-0		0-0-0
4-9-0		0-0-0	0-3-0		NEUTRAL		0-3-0		1-1-0		3-2-0
14-8-0		0-0-0	0-0-0		CONFERENCE		1-2-0		3-2-0		10-4-0
9-3-0		0-0-0	0-0-0		HOME		0-0-0		3-0-0		6-3-0
5-5-0		0-0-0	0-0-0		AWAY		1-2-0		0-2-0		4-1-0
0-0-0		0-0-0	0-0-0		NEUTRAL		0-0-0		0-0-0		0-0-0
RPI S	Opponent	Score	RPI S	Opponent	Score	RPI S	Opponent	Score	RPI S	Opponent	Score
4 A	Oklaoma	4 9	32 N	Nebraska	4 7	65 A	Fordham	0 3	101 A	FGCU	4 5
			41 N	Tulsa	2 9	65 A	Fordham	6 0	107 A	Dayton	1 2
			47 A	Kansas	0 9	65 A	Fordham	1 12	107 A	Dayton	0 1
			49 N	BYU	5 6	67 N	Hofstra	1 9	111 H	Southern Ill.	2 14
						67 N	Hofstra	2 10	123 H	Drake	2 6
						73 H	DePaul	4 6	123 N	Drake	0 7
						74 A	UNI	7 2	132 N	LIU Brooklyn	5 4
						82 H	Northern Ill.	12 7	133 H	Saint Joseph's	6 5
						93 N	Marshall	1 6	133 H	Saint Joseph's	3 2
									133 H	Saint Joseph's	3 1
									178 H	UMKC	3 4
									178 N	UMKC	0 5
									183 N	Maryland	0 8
									183 N	Maryland	11 2
									192 H	Missouri St.	4 1
									209 A	George Mason	1 0
									209 A	George Mason	9 1
									214 N	Western Ill.	8 3
									227 H	George Washington	10 2
									227 H	George Washington	3 7
									227 H	George Washington	7 1
									231 H	Southeast Mo. St.	4 3
									231 H	Southeast Mo. St.	6 2
									231 H	Southeast Mo. St.	12 7
									236 A	La Salle	10 2
									236 A	La Salle	17 7
									236 A	La Salle	3 4
LAST 10 GAMES			227 H	George Washington	3 7	133 H	Saint Joseph's	6 5	231 H	Southeast Mo. St.	4 3
			227 H	George Washington	10 2	133 H	Saint Joseph's	3 1	231 H	Southeast Mo. St.	6 2
			227 H	George Washington	7 1	133 H	Saint Joseph's	3 2	236 A	La Salle	10 2
			209 A	George Mason	1 0	65 A	Fordham	6 0	236 A	La Salle	17 7
			209 A	George Mason	9 1	65 A	Fordham	0 3	236 A	La Salle	3 4

Non-Div. I Games:

Saint Louis



RPI	S	Opponent	Score	
245	H	St. Bonaventure	1	3
245	H	St. Bonaventure	6	5
245	H	St. Bonaventure	7	2
248	N	South Dakota St.	9	6
279	H	Rhode Island	2	4
279	H	Rhode Island	11	0
279	H	Rhode Island	9	1

Saint Louis

S  
a  
i  
n  
t  
L  
o  
u  
i  
s

S  
a  
i  
n  
t  
L  
o  
u  
i  
s



Average RPI Win:		196	WON-LOST		WINNING		LAST 10		STRENGTH OF		OPP. STRENGTH		TEAM		ADJ		CONF.		ADJ CONF.				
Average RPI Loss:		120	RECORD		PCT. RANK		GAMES		SCHEDULE		OF SCHEDULE		RPI		RPI		RPI		RPI				
DIV. I ONLY			23-24-0		.48936		159		6-4-0		176		173		171		.48827		159				
DIV. I NON-CONF.			8-13-0		.38095		203		0-0-0		48		87		133		.5042		126				
TOTALS		RPI 1-25		RPI 26-50		W-L RECORDS		RPI 51-100		RPI 101-150		RPI 150+											
23-24-0		0-2-0		1-1-0		OVERALL		1-10-0		3-0-0		18-11-0											
10-6-0		0-0-0		0-0-0		HOME		0-1-0		1-0-0		9-5-0											
9-13-0		0-2-0		1-0-0		AWAY		0-6-0		0-0-0		8-5-0											
4-5-0		0-0-0		0-1-0		NEUTRAL		1-3-0		2-0-0		1-1-0											
8-13-0		0-2-0		1-1-0		NON-CONFERENCE		1-7-0		3-0-0		3-3-0											
3-1-0		0-0-0		0-0-0		HOME		0-0-0		1-0-0		2-1-0											
1-7-0		0-2-0		1-0-		AWAY		0-4-0		0-0-0		0-1-0											
4-5-0		0-0-0		0-1-0		NEUTRAL		1-3-0		2-0-0		1-1-0											
15-11-0		0-0-0		0-0-0		CONFERENCE		0-3-0		0-0-0		15-8-0											
7-5-0		0-0-0		0-0-0		HOME		0-1-0		0-0-0		7-4-0											
8-6-0		0-0-0		0-0-0		AWAY		0-2-0		0-0-0		8-4-0											
0-0-0		0-0-0		0-0-0		NEUTRAL		0-0-0		0-0-0		0-0-0											
RPI	S	Opponent		Score		RPI	S	Opponent		Score		RPI	S	Opponent		Score							
23	A	Fla. Atlantic		0	7	38	N	Mississippi St.		4	7	53	N	Samford		2	3	120	N	Elon			
24	A	South Carolina		0	1	43	A	South Ala.		1	0	57	A	USC Upstate		8	10	123	H	Drake			
												61	A	Jacksonville St.		3	6	131	N	Wright St.			
												61	A	Jacksonville St.		2	4	160	H	Ill.-Chicago			
												67	N	Hofstra		4	10	165	A	UT Martin			
												75	A	Penn St.		1	2	165	A	UT Martin			
												75	N	Penn St.		4	3	165	A	UT Martin			
												78	N	Southern Miss.		2	3	172	N	Presbyterian			
												88	A	Western Caro.		1	2	173	H	Eastern Ill.			
												88	A	Western Caro.		3	7	173	H	Eastern Ill.			
												97	H	Eastern Ky.		1	8	173	H	Eastern Ill.			
																		177	A	Tennessee Tech			
																		177	A	Tennessee Tech			
																		201	A	Bradley			
																		205	A	Murray St.			
																		205	A	Murray St.			
																		205	A	Murray St.			
																		208	H	Morehead St.			
																		208	H	Morehead St.			
																		214	H	Western Ill.			
																		214	H	Western Ill.			
																		225	A	Belmont			
																		225	A	Belmont			
																		231	H	Southeast Mo. St.			
																		231	H	Southeast Mo. St.			
																		231	H	Southeast Mo. St.			
																		232	N	Valparaiso			
						LAST 10 GAMES																	
																		173	H	Eastern Ill.			
																		225	A	Belmont			
																		225	A	Belmont			
																		269	A	Tennessee St.			
																		269	A	Tennessee St.			

Non-Div. I Games:

SIUE



RPI	S	Opponent	Score	
266	H	Austin Peay	6	0
266	H	Austin Peay	0	2
266	H	Austin Peay	8	5
269	A	Tennessee St.	4	1
269	A	Tennessee St.	8	0

SIUE

S  
I  
U  
E

S  
I  
U  
E



Average RPI Win:	212	WON-LOST	WINNING	LAST 10	STRENGTH OF	OPP. STRENGTH	TEAM	ADJ	CONF.	ADJ CONF.	
Average RPI Loss:	155	RECORD	PCT. RANK	GAMES	SCHEDULE	OF SCHEDULE	RPI	RPI	RPI	RPI	
DIV. I ONLY	32-16-0	.66667	42	6-4-0	277	206	156	.48795	160	28	28
DIV. I NON-CONF.	14-11-0	.56	103	0-1-0	271	150	187	.471	186	27	27
<hr/>											
TOTALS	RPI 1-25	RPI 26-50		W-L RECORDS		RPI 51-100		RPI 101-150		RPI 150+	
32-16-0	0-0-0	0-0-0		OVERALL		1-4-0		4-4-0		27-8-0	
11-2-0	0-0-0	0-0-0		HOME		0-1-0		2-1-0		9-0-0	
11-8-0	0-0-0	0-0-0		AWAY		1-1-0		0-1-0		10-5-0	
10-6-0	0-0-0	0-0-0		NEUTRAL		0-2-0		2-2-0		8-2-0	
14-11-0	0-0-0	0-0-0		NON-CONFERENCE		1-4-0		2-3-0		11-4-0	
0-1-0	0-0-0	0-0-0		HOME		0-1-0		0-0-0		0-0-0	
4-4-0	0-0-0	0-0-		AWAY		1-1-0		0-1-0		3-2-0	
10-6-0	0-0-0	0-0-0		NEUTRAL		0-2-0		2-2-0		8-2-0	
18-5-0	0-0-0	0-0-0		CONFERENCE		0-0-0		2-1-0		16-4-0	
11-1-0	0-0-0	0-0-0		HOME		0-0-0		2-1-0		9-0-0	
7-4-0	0-0-0	0-0-0		AWAY		0-0-0		0-0-0		7-4-0	
0-0-0	0-0-0	0-0-0		NEUTRAL		0-0-0		0-0-0		0-0-0	
RPI	S	Opponent	Score	RPI	S	Opponent	Score	RPI	S	Opponent	Score
						58 A San Diego St.	6 4	101 A FGCU		3 4	
						59 N Kent St.	0 10	104 N Nevada		0 2	
						76 A Indiana	2 3	105 N Michigan St.		7 6	
						82 H Northern Ill.	0 2	105 N Michigan St.		3 4	
						97 N Eastern Ky.	5 8	131 H Wright St.		6 4	
								131 H Wright St.		1 0	
								131 H Wright St.		1 5	
								143 N Memphis		11 7	
								159 A SIUE		4 3	
								169 A Youngstown St.		4 5	
								169 A Youngstown St.		7 2	
								171 N UConn		3 2	
								171 N UConn		7 0	
								182 N Iowa		3 2	
								200 N Indiana St.		2 3	
								200 N Indiana St.		4 3	
								204 N Middle Tenn.		5 1	
								206 A Green Bay		0 3	
								206 A Green Bay		8 9	
								206 A Green Bay		10 4	
								207 A San Diego		5 2	
								211 A Cleveland St.		8 9	
								211 A Cleveland St.		10 3	
								211 A Cleveland St.		10 0	
								214 N Western Ill.		0 1	
								232 H Valparaiso		3 1	
								232 H Valparaiso		5 2	
				LAST 10 GAMES							
						271 A Oakland	1 0	131 H Wright St.		1 5	
						271 A Oakland	2 0	82 H Northern Ill.		0 2	
						271 A Oakland	3 2	206 A Green Bay		0 3	
						131 H Wright St.	1 0	206 A Green Bay		10 4	
						131 H Wright St.	6 4	206 A Green Bay		8 9	

Non-Div. I Games:

Ill.-Chicago



RPI	S	Opponent	Score	
232	H	Valparaiso	4	2
246	A	IUPUI	1	6
249	N	Portland St.	5	4
251	H	Detroit	5	1
251	H	Detroit	2	1
251	H	Detroit	8	1
252	N	Utah Valley	9	8
267	H	Northern Ky.	7	1
267	H	Northern Ky.	6	4
267	H	Northern Ky.	9	1
270	A	Santa Clara	3	4
270	A	Santa Clara	8	3
271	A	Oakland	2	0
271	A	Oakland	3	2
271	A	Oakland	1	0
280	N	IPFW	9	0

I  
l  
l  
.  
-  
C  
h  
i  
c  
a  
g  
o

I  
l  
l  
.  
-  
C  
h  
i  
c  
a  
g  
o



Average RPI Win: 212		WON-LOST RECORD	WINNING PCT. RANK	LAST 10 GAMES	STRENGTH OF SCHEDULE	OPP. STRENGTH OF SCHEDULE	TEAM RPI	ADJ RPI		CONF. RPI	ADJ CONF. RPI						
Average RPI Loss: 164																	
DIV. I ONLY		24-19-0	.55814	105	6-4-0	188	243	151	.48785	161	25	26					
DIV. I NON-CONF.		12-14-0	.46154	175	1-1-0	166	241	174	.47273	180	28	28					
<hr/>																	
TOTALS		RPI 1-25		RPI 26-50		W-L RECORDS		RPI 51-100		RPI 101-150		RPI 150+					
24-19-0		0-1-0		0-0-0		OVERALL		0-3-0		6-3-0		18-12-0					
7-2-0		0-0-0		0-0-0		HOME		0-0-0		2-1-0		5-1-0					
9-8-0		0-1-0		0-0-0		AWAY		0-0-0		0-1-0		9-6-0					
8-9-0		0-0-0		0-0-0		NEUTRAL		0-3-0		4-1-0		4-5-0					
12-14-0		0-1-0		0-0-0		NON-CONFERENCE		0-3-0		4-2-0		8-8-0					
0-0-0		0-0-0		0-0-0		HOME		0-0-0		0-0-0		0-0-0					
4-5-0		0-1-0		0-0-		AWAY		0-0-0		0-1-0		4-3-0					
8-9-0		0-0-0		0-0-0		NEUTRAL		0-3-0		4-1-0		4-5-0					
12-5-0		0-0-0		0-0-0		CONFERENCE		0-0-0		2-1-0		10-4-0					
7-2-0		0-0-0		0-0-0		HOME		0-0-0		2-1-0		5-1-0					
5-3-0		0-0-0		0-0-0		AWAY		0-0-0		0-0-0		5-3-0					
0-0-0		0-0-0		0-0-0		NEUTRAL		0-0-0		0-0-0		0-0-0					
RPI	S	Opponent		Score		RPI	S	Opponent		Score		RPI	S	Opponent		Score	
20	A	South Fla.		3 9								110	N	Rutgers		5 0	
												114	A	Harvard		7 10	
												129	N	Marist		10 1	
												132	N	LIU Brooklyn		7 6	
												134	H	Binghamton		3 7	
												134	H	Binghamton		3 0	
												134	H	Binghamton		2 1	
												137	N	Butler		8 0	
												147	N	North Florida		2 3	
												166	A	Albany (NY)		3 1	
												166	A	Albany (NY)		3 5	
												166	A	Albany (NY)		1 2	
												181	A	Stony Brook		6 2	
												181	A	Stony Brook		0 4	
												184	N	Western Mich.		4 2	
												184	N	Western Mich.		5 8	
												199	N	Penn		10 9	
												199	N	Penn		0 3	
												206	N	Green Bay		4 5	
												206	N	Green Bay		6 0	
												206	N	Green Bay		3 11	
												217	A	Yale		0 3	
												217	A	Yale		4 2	
												226	N	Florida A&M		3 5	
												229	A	Quinnipiac		2 4	
												229	A	Quinnipiac		3 1	
												229	A	Quinnipiac		9 2	
<hr/>																	
LAST 10 GAMES																	

Non-Div. I Games: St. Joseph's (ME) 8 0

Maine



RPI	S	Opponent	Score	
254	H	UMBC	6	0
254	H	UMBC	11	0
254	H	UMBC	1	2
265	H	UMass Lowell	8	0
265	H	UMass Lowell	13	0
265	H	UMass Lowell	6	0
276	A	Hartford	11	2
276	A	Hartford	8	3
276	A	Hartford	11	3
279	A	Rhode Island	9	10
279	A	Rhode Island	9	0
280	N	IPFW	7	4

Maine



Average RPI Win:		186	WON-LOST RECORD		WINNING PCT. RANK		LAST 10 GAMES		STRENGTH OF SCHEDULE		OPP. STRENGTH OF SCHEDULE		TEAM RPI		ADJ RPI		CONF. RPI		ADJ CONF. RPI				
Average RPI Loss:		78																					
DIV. I ONLY			23-32-0		.41818 198		2-8-0		114		98		163		.48735 162		6		7				
DIV. I NON-CONF.			16-15-0		.51613 138		1-2-0		222		195		169		.48248 169		7		7				
TOTALS		RPI 1-25		RPI 26-50		W-L RECORDS		RPI 51-100		RPI 101-150		RPI 150+											
23-32-0		0-6-0		1-7-0		OVERALL		7-13-0		1-2-0		14-4-0											
10-8-0		0-0-0		0-1-0		HOME		5-6-0		0-1-0		5-0-0											
6-20-0		0-5-0		1-6-0		AWAY		1-5-0		0-0-0		4-3-0											
7-4-0		0-0-0		0-0-0		NEUTRAL		1-2-0		1-1-0		5-1-0											
16-15-0		0-3-0		0-2-0		NON-CONFERENCE		3-5-0		1-2-0		12-3-0											
7-2-0		0-0-0		0-1-0		HOME		2-0-0		0-1-0		5-0-0											
2-9-0		0-3-0		0-0-		AWAY		0-3-0		0-0-0		2-2-0											
7-4-0		0-0-0		0-0-0		NEUTRAL		1-2-0		1-1-0		5-1-0											
7-17-0		0-3-0		1-5-0		CONFERENCE		4-8-0		0-0-0		2-1-0											
3-6-0		0-0-0		0-0-0		HOME		3-6-0		0-0-0		0-0-0											
4-11-0		0-3-0		1-5-0		AWAY		1-2-0		0-0-0		2-1-0											
0-0-0		0-0-0		0-0-0		NEUTRAL		0-0-0		0-0-0		0-0-0											
RPI	S	Opponent		Score		RPI	S	Opponent		Score		RPI	S	Opponent		Score		RPI	S	Opponent		Score	
3	A	Alabama		0	5	27	A	Ole Miss		1	2	51	N	North Dakota St.		1	9	137	N	Butler		5	2
3	A	Alabama		0	11	33	H	McNeese St.		0	4	62	H	Georgia St.		3	7	144	N	ETSU		3	5
12	A	La.-Lafayette		0	8	43	A	South Ala.		4	7	62	H	Georgia St.		2	0	146	H	SFA		4	7
12	A	La.-Lafayette		0	5	43	A	South Ala.		0	8	62	H	Georgia St.		2	6	155	N	Evansville		15	0
12	A	La.-Lafayette		1	6	43	A	South Ala.		0	8	71	H	Troy		3	6	193	A	Sam Houston St.		2	3
15	A	LSU		0	8	44	A	Texas St.		3	2	71	H	Troy		2	0	193	A	Sam Houston St.		2	6
						44	A	Texas St.		2	3	71	H	Troy		4	5	204	N	Middle Tenn.		8	0
						44	A	Texas St.		0	8	73	N	DePaul		6	0	210	A	Houston Baptist		11	6
												73	N	DePaul		0	8	225	N	Belmont		4	5
												78	A	Southern Miss.		2	10	230	H	Seton Hall		3	1
												81	A	UT Arlington		3	4	238	A	Appalachian St.		1	4
												81	A	UT Arlington		3	4	238	A	Appalachian St.		6	5
												81	A	UT Arlington		2	1	238	A	Appalachian St.		9	5
												89	A	Northwestern St.		2	6	248	N	South Dakota St.		9	1
												89	H	Northwestern St.		5	4	267	N	Northern Ky.		14	10
												92	A	Louisiana Tech		2	4	269	A	Tennessee St.		4	3
												92	H	Louisiana Tech		3	2	291	H	Prairie View		10	2
												99	H	Ga. Southern		1	6	294	H	Grambling		5	0
												99	H	Ga. Southern		4	9	294	H	Grambling		23	0
												99	H	Ga. Southern		4	3	295	H	Ark.-Pine Bluff		4	1
																		295	N	Ark.-Pine Bluff		14	2
LAST 10 GAMES																							
12	A	La.-Lafayette		0	8	62	H	Georgia St.		2	0	78	A	Southern Miss.		2	10	295	H	Ark.-Pine Bluff		4	1
12	A	La.-Lafayette		1	6							92	A	Louisiana Tech		2	4						
12	A	La.-Lafayette		0	5							81	A	UT Arlington		3	4						
62	H	Georgia St.		2	6																		
62	H	Georgia St.		3	7																		

Non-Div. I Games:

La.-Monroe



B  
u  
c  
k  
n  
e  
l  
l

Bucknell



RPI	S	Opponent	Score	
244	A	Colgate	4	3
273	H	Holy Cross	5	3
273	H	Holy Cross	5	1
273	H	Holy Cross	4	5
274	A	Lafayette	7	0
274	A	Lafayette	6	3
274	A	Lafayette	12	2
285	N	N.C. Central	8	0
285	N	N.C. Central	8	0
286	N	Rider	1	0
286	N	Rider	8	1
286	N	Rider	0	1

Bucknell

B  
u  
c  
k  
n  
e  
l  
l

B  
u  
c  
k  
n  
e  
l  
l



UNLV

UNLV



RPI	S	Opponent	Score	
252	H	Utah Valley	11	1
270	H	Santa Clara	20	1

UNLV

U  
N  
L  
V

U  
N  
L  
V



Average RPI Win:	208	WON-LOST RECORD	WINNING PCT. RANK	LAST 10 GAMES	STRENGTH OF SCHEDULE	OPP. STRENGTH OF SCHEDULE	TEAM RPI	ADJ RPI	CONF. RPI	ADJ CONF. RPI		
Average RPI Loss:	147											
DIV. I ONLY	30-24-0	.55556	109	4-6-0	226	231	173	.48579	165	23	22	
DIV. I NON-CONF.	16-12-0	.57143	97	0-1-0	187	234	133	.5035	127	21	21	
<hr/>												
TOTALS	RPI 1-25	RPI 26-50		W-L RECORDS		RPI 51-100		RPI 101-150		RPI 150+		
30-24-0	0-0-0	1-0-0		OVERALL		2-4-0		2-7-0		25-13-0		
9-5-0	0-0-0	0-0-0		HOME		0-2-0		0-0-0		9-3-0		
9-13-0	0-0-0	1-0-0		AWAY		1-1-0		1-3-0		6-9-0		
12-6-0	0-0-0	0-0-0		NEUTRAL		1-1-0		1-4-0		10-1-0		
16-12-0	0-0-0	1-0-0		NON-CONFERENCE		1-1-0		2-7-0		12-4-0		
0-0-0	0-0-0	0-0-0		HOME		0-0-0		0-0-0		0-0-0		
4-6-0	0-0-0	1-0-		AWAY		0-0-0		1-3-0		2-3-0		
12-6-0	0-0-0	0-0-0		NEUTRAL		1-1-0		1-4-0		10-1-0		
14-12-0	0-0-0	0-0-0		CONFERENCE		1-3-0		0-0-0		13-9-0		
9-5-0	0-0-0	0-0-0		HOME		0-2-0		0-0-0		9-3-0		
5-7-0	0-0-0	0-0-0		AWAY		1-1-0		0-0-0		4-6-0		
0-0-0	0-0-0	0-0-0		NEUTRAL		0-0-0		0-0-0		0-0-0		
RPI	S	Opponent	Score	RPI	S	Opponent	Score	RPI	S	Opponent	Score	
	27	A Ole Miss	9 6	61	H Jacksonville St.	1 2	61	H Jacksonville St.	0 4	107	N Dayton	4 5
				90	N Nicholls St.	3 10	90	N Nicholls St.	3 0	111	N Southern Ill.	0 3
				97	A Eastern Ky.	2 0	97	A Eastern Ky.	4 6	122	A Stetson	0 2
										124	A Kennesaw St.	6 7
										131	N Wright St.	3 2
										134	N Binghamton	2 9
										134	N Binghamton	5 6
										140	A Chattanooga	6 2
										143	A Memphis	2 3
										154	A North Texas	4 8
										154	A North Texas	3 5
										155	A Evansville	5 6
										159	H SIUE	3 1
										159	H SIUE	2 3
										159	H SIUE	3 2
										173	A Eastern Ill.	4 5
										173	A Eastern Ill.	2 3
										173	A Eastern Ill.	0 8
										177	H Tennessee Tech	0 1
										177	H Tennessee Tech	5 3
										184	N Western Mich.	4 3
										184	N Western Mich.	3 8
										196	A Southeastern La.	9 1
										205	A Murray St.	0 5
										205	A Murray St.	0 2
										208	A Morehead St.	4 1
										208	A Morehead St.	0 4
										208	A Morehead St.	0 4
LAST 10 GAMES												
				159	H SIUE	2 3	143	A Memphis	2 3			
				159	H SIUE	3 1	97	A Eastern Ky.	2 0			
				159	H SIUE	3 2	97	A Eastern Ky.	4 6			
				205	A Murray St.	0 5	208	A Morehead St.	4 1			
				205	A Murray St.	0 2	208	A Morehead St.	0 4			

Non-Div. I Games:

UT Martin



RPI	S	Opponent	Score	
209	N	George Mason	2	1
210	N	Houston Baptist	5	2
210	N	Houston Baptist	10	2
223	N	Buffalo	4	3
225	H	Belmont	13	2
225	H	Belmont	2	7
228	A	Bethune-Cookman	9	1
231	H	Southeast Mo. St.	4	0
231	H	Southeast Mo. St.	3	1
231	H	Southeast Mo. St.	1	0
251	N	Detroit	3	2
259	N	Wagner	4	1
263	N	Mississippi Val.	8	1
266	A	Austin Peay	5	1
266	A	Austin Peay	20	9
266	A	Austin Peay	1	0
269	H	Tennessee St.	6	1
269	H	Tennessee St.	8	7
280	N	IPFW	6	1
284	N	Alabama A&M	11	3

UT Martin

U  
T  
M  
a  
r  
t  
i  
n

U  
T  
M  
a  
r  
t  
i  
n



Average RPI Win: 224		WON-LOST RECORD		WINNING PCT. RANK		LAST 10 GAMES		STRENGTH OF SCHEDULE		OPP. STRENGTH OF SCHEDULE		TEAM RPI		ADJ RPI		CONF. RPI		ADJ CONF. RPI									
Average RPI Loss: 158																											
DIV. I ONLY		31-16-0		.65957 49		5-5-0		270		241		158		.48578 166		25		26									
DIV. I NON-CONF.		20-11-0		.64516 64		1-0-0		288		250		179		.47238 181		28		28									
TOTALS		RPI 1-25		RPI 26-50		W-L RECORDS		RPI 51-100		RPI 101-150		RPI 150+															
31-16-0		0-1-0		0-0-0		OVERALL		1-3-0		3-2-0		27-10-0															
6-3-0		0-0-0		0-0-0		HOME		0-0-0		1-2-0		5-1-0															
15-6-0		0-0-0		0-0-0		AWAY		1-1-0		0-0-0		14-5-0															
10-7-0		0-1-0		0-0-0		NEUTRAL		0-2-0		2-0-0		8-4-0															
20-11-0		0-1-0		0-0-0		NON-CONFERENCE		1-3-0		2-0-0		17-7-0															
0-0-0		0-0-0		0-0-0		HOME		0-0-0		0-0-0		0-0-0															
10-4-0		0-0-0		0-0-		AWAY		1-1-0		0-0-0		9-3-0															
10-7-0		0-1-0		0-0-0		NEUTRAL		0-2-0		2-0-0		8-4-0															
11-5-0		0-0-0		0-0-0		CONFERENCE		0-0-0		1-2-0		10-3-0															
6-3-0		0-0-0		0-0-0		HOME		0-0-0		1-2-0		5-1-0															
5-2-0		0-0-0		0-0-0		AWAY		0-0-0		0-0-0		5-2-0															
0-0-0		0-0-0		0-0-0		NEUTRAL		0-0-0		0-0-0		0-0-0															
RPI S	Opponent	Score		RPI S	Opponent	Score		RPI S	Opponent	Score		RPI S	Opponent	Score													
16 N	Kentucky	0 8						66 N	Lehigh	4 5		109 N	Villanova	7 2													
								66 N	Lehigh	0 9		114 N	Harvard	7 4													
								70 A	Delaware	6 2		134 H	Binghamton	2 10													
								98 A	Jacksonville	5 9		134 H	Binghamton	10 2													
												134 H	Binghamton	8 10													
												161 H	Maine	5 3													
												161 H	Maine	1 3													
												161 H	Maine	2 1													
												163 N	Bucknell	4 5													
												163 N	Bucknell	6 3													
												163 N	Bucknell	4 2													
												172 N	Presbyterian	10 11													
												181 A	Stony Brook	3 11													
												181 A	Stony Brook	9 5													
												181 A	Stony Brook	0 8													
												200 N	Indiana St.	12 2													
												200 N	Indiana St.	6 2													
												200 N	Indiana St.	0 2													
												203 A	Siena	13 8													
												203 A	Siena	0 10													
												213 A	Winthrop	12 10													
												213 A	Winthrop	10 8													
												244 A	Colgate	5 1													
												245 N	St. Bonaventure	8 9													
												254 A	UMBC	6 2													
												254 A	UMBC	5 1													
												256 A	Cornell	3 6													
				LAST 10 GAMES																							
				181 A Stony Brook				9 5				134 H Binghamton				8 10											
				181 A Stony Brook				3 11				161 H Maine				5 3											
				181 A Stony Brook				0 8				161 H Maine				2 1											
				134 H Binghamton				2 10				161 H Maine				1 3											
				134 H Binghamton				10 2				258 A Bryant				15 2											

Non-Div. I Games:

Albany (NY)



RPI	S	Opponent	Score	
256	A	Cornell	2	14
258	A	Bryant	15	2
265	H	UMass Lowell	5	1
265	H	UMass Lowell	8	0
265	H	UMass Lowell	5	4
275	N	N.C. A&T	6	3
275	N	N.C. A&T	10	9
276	A	Hartford	9	1
276	A	Hartford	6	2
286	N	Rider	1	0
286	N	Rider	7	1
292	A	Coppin St.	13	7
292	A	Coppin St.	6	1
292	A	Coppin St.	8	0
292	A	Coppin St.	9	4

Albany (NY)

A  
l  
b  
a  
n  
y  
(  
N  
Y  
)

A  
l  
b  
a  
n  
y  
(  
N  
Y  
)



Average RPI Win: 218		WON-LOST RECORD		WINNING PCT. RANK		LAST 10 GAMES		STRENGTH OF SCHEDULE		OPP. STRENGTH OF SCHEDULE		TEAM RPI		ADJ RPI		CONF. RPI		ADJ CONF. RPI					
DIV. I ONLY		29-27-0		.51786 140		5-5-0		189		196		165		.48576 167		27		27					
DIV. I NON-CONF.		17-22-0		.4359 187		2-2-0		127		174		160		.48652 159		25		25					
TOTALS		RPI 1-25		RPI 26-50		W-L RECORDS		RPI 51-100		RPI 101-150		RPI 150+											
29-27-0		0-3-0		0-2-0		OVERALL		1-8-0		4-5-0		24-9-0											
10-3-0		0-0-0		0-0-0		HOME		0-1-0		1-1-0		9-1-0											
11-11-0		0-1-0		0-2-0		AWAY		0-3-0		1-2-0		10-3-0											
8-13-0		0-2-0		0-0-0		NEUTRAL		1-4-0		2-2-0		5-5-0											
17-22-0		0-3-0		0-2-0		NON-CONFERENCE		1-5-0		4-5-0		12-7-0											
3-2-0		0-0-0		0-0-0		HOME		0-1-0		1-1-0		2-0-0											
6-7-0		0-1-0		0-0-		AWAY		0-0-0		1-2-0		5-2-0											
8-13-0		0-2-0		0-0-0		NEUTRAL		1-4-0		2-2-0		5-5-0											
12-5-0		0-0-0		0-0-0		CONFERENCE		0-3-0		0-0-0		12-2-0											
7-1-0		0-0-0		0-0-0		HOME		0-0-0		0-0-0		7-1-0											
5-4-0		0-0-0		0-0-0		AWAY		0-3-0		0-0-0		5-1-0											
0-0-0		0-0-0		0-0-0		NEUTRAL		0-0-0		0-0-0		0-0-0											
RPI	S	Opponent		Score		RPI	S	Opponent		Score		RPI	S	Opponent		Score							
1	N	Florida		0	9	32	A	Nebraska		8	12	51	A	North Dakota St.		0	4	104	N	Nevada		2	10
19	N	Georgia		0	13	47	A	Kansas		0	5	51	A	North Dakota St.		1	9	104	N	Nevada		3	11
21	A	Arizona		2	12							51	A	North Dakota St.		5	8	117	A	Colorado St.		3	11
												56	N	Col. of Charleston		1	5	117	A	Colorado St.		6	10
												61	N	Jacksonville St.		1	3	120	N	Elon		2	0
												74	H	UNI		2	10	123	H	Drake		8	0
												74	N	UNI		0	8	123	H	Drake		4	10
												83	N	Purdue		8	5	130	N	UC Santa Barbara		17	16
												97	N	Eastern Ky.		2	7	145	A	Iowa St.		6	4
																		153	N	Akron		4	5
																		154	N	North Texas		3	11
																		178	A	UMKC		5	10
																		178	A	UMKC		15	2
																		178	N	UMKC		4	3
																		185	N	Idaho St.		1	9
																		185	N	Idaho St.		2	4
																		189	A	Montana		12	3
																		189	A	Montana		0	1
																		192	N	Missouri St.		2	0
																		192	N	Missouri St.		15	4
																		214	A	Western Ill.		8	14
																		214	A	Western Ill.		7	3
																		214	A	Western Ill.		2	0
																		222	N	Southern Utah		9	6
																		234	N	Gardner-Webb		6	12
																		241	H	South Dakota		6	4
																		241	H	South Dakota		9	4
																		262	H	North Dakota		10	2

Non-Div. I Games:

Omaha



RPI	S	Opponent	Score	
241	H	South Dakota	11	3
246	H	IUPUI	4	2
246	H	IUPUI	8	7
248	H	South Dakota St.	5	4
248	H	South Dakota St.	1	3
248	H	South Dakota St.	14	5
253	A	Alabama St.	7	0
262	H	North Dakota	10	2
262	H	North Dakota	13	4
264	A	Northern Colo.	8	1
264	A	Northern Colo.	9	0
280	A	IPFW	19	1
280	A	IPFW	21	11
280	A	IPFW	17	6
287	N	Howard	13	2

Omaha

O  
m  
a  
h  
a

O  
m  
a  
h  
a



**Non-Div. I Games:**

Tie, Loss, Non-Conf,S Site, H Home, A Away, N Neutral Page 263



RPI	S	Opponent	Score	
270	N	Santa Clara	5	1

Utah St.

U  
t  
a  
h  
S  
t  
.

U  
t  
a  
h  
S  
t  
.



[illegible]

**Non-Div. I Games:**

Youngstown St.



RPI	S	Opponent	Score	
245	A	St. Bonaventure	12	4
251	A	Detroit	8	0
251	A	Detroit	8	5
251	A	Detroit	6	2
260	N	Iona	4	11
260	N	Iona	10	4
267	H	Northern Ky.	10	3
267	H	Northern Ky.	12	4
267	H	Northern Ky.	9	12
269	A	Tennessee St.	13	2
269	A	Tennessee St.	5	7
271	A	Oakland	4	1
271	A	Oakland	0	2
277	H	Niagara	3	1

Youngstown St.

Y  
o  
u  
n  
g  
s  
t  
o  
w  
n  
s  
t  
.

Y  
o  
u  
n  
g  
s  
t  
o  
w  
n  
s  
t  
.



Average RPI Win: 148		WON-LOST	WINNING	LAST 10	STRENGTH OF		OPP. STRENGTH	TEAM	ADJ	CONF.	ADJ CONF.
Average RPI Loss: 73		RECORD	PCT. RANK	GAMES	SCHEDULE		OF SCHEDULE	RPI	RPI	RPI	RPI
DIV. I ONLY		22-33-0	.4	210	4-6-0		146	38	177	.48361	170
DIV. I NON-CONF.		15-17-0	.46875	170	1-0-0		208	51	166	.4858	161
TOTALS		RPI 1-25	RPI 26-50		W-L RECORDS		RPI 51-100		RPI 101-150		RPI 150+
22-33-0		0-4-0	3-12-0		OVERALL		6-10-0		4-5-0		9-2-0
10-16-0		0-1-0	1-7-0		HOME		2-5-0		1-3-0		6-0-0
6-14-0		0-2-0	1-5-0		AWAY		4-5-0		1-2-0		0-0-0
6-3-0		0-1-0	1-0-0		NEUTRAL		0-0-0		2-0-0		3-2-0
15-17-0		0-4-0	1-5-0		NON-CONFERENCE		2-3-0		3-3-0		9-2-0
8-6-0		0-1-0	0-2-0		HOME		2-2-0		0-1-0		6-0-0
1-8-0		0-2-0	0-0-		AWAY		0-1-0		1-2-0		0-0-0
6-3-0		0-1-0	1-0-0		NEUTRAL		0-0-0		2-0-0		3-2-0
7-16-0		0-0-0	2-7-0		CONFERENCE		4-7-0		1-2-0		0-0-0
2-10-0		0-0-0	1-5-0		HOME		0-3-0		1-2-0		0-0-0
5-6-0		0-0-0	1-2-0		AWAY		4-4-0		0-0-0		0-0-0
0-0-0		0-0-0	0-0-0		NEUTRAL		0-0-0		0-0-0		0-0-0
RPI S	Opponent	Score	RPI S	Opponent	Score	RPI S	Opponent	Score	RPI S	Opponent	Score
19 A	Georgia	0 5	31 A	UCF	0 1	52 H	Boston College	4 8	119 H	St. John's (NY)	4 5
19 H	Georgia	0 15	35 H	North Carolina	3 8	52 H	Boston College	0 9	124 A	Kennesaw St.	4 0
20 A	South Fla.	0 8	35 H	North Carolina	1 7	52 H	Boston College	1 4	130 A	UC Santa Barbara	4 6
24 N	South Carolina	1 3	35 H	North Carolina	0 7	62 A	Georgia St.	2 3	130 A	UC Santa Barbara	0 4
			40 H	Ohio St.	0 6	62 H	Georgia St.	4 3	132 N	LIU Brooklyn	4 0
			40 H	Ohio St.	3 4	71 H	Troy	2 1	140 N	Chattanooga	3 2
			42 H	Virginia Tech	0 1	83 H	Purdue	0 3	141 H	Virginia	8 6
			42 H	Virginia Tech	1 0	83 H	Purdue	3 4	141 H	Virginia	0 6
			42 H	Virginia Tech	0 5	84 A	Syracuse	6 4	141 H	Virginia	1 13
			45 N	Northwestern	3 2	84 A	Syracuse	7 8	154 N	North Texas	8 4
			46 A	Louisville	5 2	86 A	Pittsburgh	3 4	154 N	North Texas	2 10
			46 A	Louisville	4 5	86 A	Pittsburgh	4 9	190 H	Mercer	2 1
			46 A	Louisville	3 12	86 A	Pittsburgh	9 8	190 H	Mercer	4 0
			47 A	Kansas	1 12	96 A	North Carolina St.	5 3	222 N	Southern Utah	2 0
			47 A	Kansas	0 10	96 A	North Carolina St.	7 3	222 N	Southern Utah	5 1
						96 A	North Carolina St.	5 7	269 H	Tennessee St.	6 0
									269 H	Tennessee St.	5 0
									276 N	Hartford	3 4
									285 H	N.C. Central	7 0
									285 H	N.C. Central	3 2
LAST 10 GAMES											
			35 H	North Carolina	3 8	96 A	North Carolina St.	7 3			
			35 H	North Carolina	1 7	124 A	Kennesaw St.	4 0			
			35 H	North Carolina	0 7	141 H	Virginia	8 6			
			96 A	North Carolina St.	5 3	141 H	Virginia	0 6			
			96 A	North Carolina St.	5 7	141 H	Virginia	1 13			

Non-Div. I Games:

Georgia Tech



Average RPI Win: 162		WON-LOST	WINNING	LAST 10	STRENGTH OF		OPP. STRENGTH	TEAM	ADJ		CONF.	ADJ CONF.
Average RPI Loss: 100		RECORD	PCT. RANK	GAMES	SCHEDULE		OF SCHEDULE	RPI	RPI		RPI	RPI
DIV. I ONLY		19-31-0	.38	220	4-6-0		82	110	169		.48323	171
DIV. I NON-CONF.		15-19-0	.44118	183	2-1-0		122	189	151		.48837	156
TOTALS		RPI 1-25	RPI 26-50		W-L RECORDS		RPI 51-100		RPI 101-150		RPI 150+	
19-31-0		0-6-0	0-5-0		OVERALL		4-4-0		8-10-0		7-6-0	
7-5-0		0-0-0	0-1-0		HOME		1-2-0		2-2-0		4-0-0	
3-15-0		0-6-0	0-3-0		AWAY		2-2-0		1-3-0		0-1-0	
9-11-0		0-0-0	0-1-0		NEUTRAL		1-0-0		5-5-0		3-5-0	
15-19-0		0-3-0	0-1-0		NON-CONFERENCE		3-2-0		5-7-0		7-6-0	
4-1-0		0-0-0	0-0-0		HOME		0-0-0		0-1-0		4-0-0	
2-7-0		0-3-0	0-0-		AWAY		2-2-0		0-1-0		0-1-0	
9-11-0		0-0-0	0-1-0		NEUTRAL		1-0-0		5-5-0		3-5-0	
4-12-0		0-3-0	0-4-0		CONFERENCE		1-2-0		3-3-0		0-0-0	
3-4-0		0-0-0	0-1-0		HOME		1-2-0		2-1-0		0-0-0	
1-8-0		0-3-0	0-3-0		AWAY		0-0-0		1-2-0		0-0-0	
0-0-0		0-0-0	0-0-0		NEUTRAL		0-0-0		0-0-0		0-0-0	
RPI S	Opponent	Score	RPI S	Opponent	Score	RPI S	Opponent	Score	RPI S	Opponent	Score	
15 A	LSU	2 13	31 H	UCF	0 1	52 A	Boston College	7 4	104 N	Nevada	7 8	
20 A	South Fla.	0 1	40 N	Ohio St.	1 7	56 A	Col. of Charleston	2 3	104 N	Nevada	2 3	
20 A	South Fla.	1 9	41 A	Tulsa	2 7	67 A	Hofstra	8 10	105 N	Michigan St.	0 9	
20 A	South Fla.	0 1	41 A	Tulsa	0 1	67 A	Hofstra	9 3	105 N	Michigan St.	8 3	
23 A	Fla. Atlantic	1 3	41 A	Tulsa	0 8	82 N	Northern Ill.	3 0	119 N	St. John's (NY)	5 0	
24 A	South Carolina	4 5				87 H	Houston	1 5	119 N	St. John's (NY)	7 4	
						87 H	Houston	3 2	124 N	Kennesaw St.	1 9	
						87 H	Houston	4 7	126 A	Coastal Caro.	2 4	
									127 N	Miami (OH)	1 10	
									139 H	Massachusetts	4 7	
									142 H	East Carolina	15 7	
									142 H	East Carolina	8 5	
									142 H	East Carolina	0 2	
									143 A	Memphis	1 2	
									143 A	Memphis	6 0	
									143 A	Memphis	0 7	
									147 N	North Florida	3 0	
									147 N	North Florida	4 0	
									160 N	Ill.-Chicago	2 3	
									160 N	Ill.-Chicago	0 7	
									187 N	Pacific	0 3	
									216 N	Eastern Mich.	9 1	
									224 N	Brown	7 0	
									226 N	Florida A&M	1 2	
									226 N	Florida A&M	1 2	
									247 H	Central Conn. St.	6 0	
									247 N	Central Conn. St.	5 0	
LAST 10 GAMES			41 A	Tulsa	0 1	87 H	Houston	3 2				
			41 A	Tulsa	2 7	276 H	Hartford	16 0				
			41 A	Tulsa	0 8	52 A	Boston College	7 4				
			87 H	Houston	1 5	139 H	Massachusetts	4 7				
			87 H	Houston	4 7	142 H	East Carolina	15 7				

Non-Div. I Games:

UConn



RPI	S	Opponent	Score	
258	H	Bryant	15	2
258	H	Bryant	2	0
270	A	Santa Clara	0	3
276	H	Hartford	16	0

UConn

U  
C  
o  
n  
n

U  
C  
o  
n  
n



Average RPI Win:	186		WON-LOST RECORD	WINNING PCT. RANK	LAST 10 GAMES		STRENGTH OF SCHEDULE	OPP. STRENGTH OF SCHEDULE	TEAM RPI	ADJ RPI	CONF. RPI	ADJ CONF. RPI
DIV. I ONLY			24-26-0	.48    164	3-7-0		157	209	172	.48269    172	19	19
DIV. I NON-CONF.			14-12-0	.53846    117	0-0-0		152	220	129	.50107    131	20	20
TOTALS	RPI 1-25		RPI 26-50		W-L RECORDS		RPI 51-100		RPI 101-150		RPI 150+	
24-26-0	0-0-0		0-0-0		OVERALL		0-9-0		7-9-0		17-8-0	
8-7-0	0-0-0		0-0-0		HOME		0-3-0		1-2-0		7-2-0	
9-15-0	0-0-0		0-0-0		AWAY		0-6-0		3-4-0		6-5-0	
7-4-0	0-0-0		0-0-0		NEUTRAL		0-0-0		3-3-0		4-1-0	
14-12-0	0-0-0		0-0-0		NON-CONFERENCE		0-6-0		6-4-0		8-2-0	
3-0-0	0-0-0		0-0-0		HOME		0-0-0		0-0-0		3-0-0	
4-8-0	0-0-0		0-0-		AWAY		0-6-0		3-1-0		1-1-0	
7-4-0	0-0-0		0-0-0		NEUTRAL		0-0-0		3-3-0		4-1-0	
10-14-0	0-0-0		0-0-0		CONFERENCE		0-3-0		1-5-0		9-6-0	
5-7-0	0-0-0		0-0-0		HOME		0-3-0		1-2-0		4-2-0	
5-7-0	0-0-0		0-0-0		AWAY		0-0-0		0-3-0		5-4-0	
0-0-0	0-0-0		0-0-0		NEUTRAL		0-0-0		0-0-0		0-0-0	
RPI	S	Opponent	Score	RPI	S	Opponent	Score	RPI	S	Opponent	Score	
							57 A USC Upstate	0	4	103 A UNCW	3	10
							64 H Longwood	1	2	103 A UNCW	4	0
							64 H Longwood	0	7	112 A Furman	5	4
							64 H Longwood	2	8	112 A Furman	6	1
							88 A Western Caro.	3	7	114 N Harvard	2	7
							88 A Western Caro.	1	2	116 N UNCG	0	1
							94 A Charlotte	2	6	116 N UNCG	3	0
							94 A Charlotte	1	9	120 N Elon	5	1
							98 A Jacksonville	1	2	126 H Coastal Caro.	9	1
										126 H Coastal Caro.	0	3
										126 H Coastal Caro.	4	9
										133 N Saint Joseph's	1	0
										133 N Saint Joseph's	0	8
										150 A Radford	3	4
										150 A Radford	0	4
										150 A Radford	1	4
										151 H Liberty	5	10
										151 H Liberty	1	7
										151 H Liberty	6	3
										159 N SIUE	2	1
										166 N Albany (NY)	11	10
										179 A Charleston So.	1	2
										179 A Charleston So.	3	2
										179 A Charleston So.	5	0
										181 N Stony Brook	8	2
										213 H Winthrop	4	1
										213 H Winthrop	2	0

**Non-Div. I Games:**

Presbyterian



RPI	S	Opponent	Score	
213	H	Winthrop	3	2
218	A	Campbell	4	1
218	A	Campbell	0	2
218	A	Campbell	7	5
219	A	Savannah St.	4	6
219	A	Savannah St.	12	4
232	N	Valparaiso	2	4
234	A	Gardner-Webb	2	3
234	A	Gardner-Webb	2	6
234	A	Gardner-Webb	4	0
245	N	St. Bonaventure	9	6
285	H	N.C. Central	9	1
285	H	N.C. Central	8	2
289	H	South Carolina St.	9	5

Presbyterian

P  
r  
e  
s  
b  
y  
t  
e  
r  
i  
a  
n

P  
r  
e  
s  
b  
y  
t  
e  
r  
i  
a  
n



Average RPI Win:		207	WON-LOST RECORD		WINNING PCT. RANK	LAST 10 GAMES		STRENGTH OF SCHEDULE		OPP. STRENGTH OF SCHEDULE	TEAM RPI	ADJ RPI	CONF. RPI	ADJ CONF. RPI			
Average RPI Loss:		106															
DIV. I ONLY			23-26-0		.46939	168	8-2-0		180	158	180	.48215	173	23	22		
DIV. I NON-CONF.			6-18-0		.25	258	0-0-0		104	70	210	.45662	207	21	21		
TOTALS		RPI 1-25		RPI 26-50		W-L RECORDS		RPI 51-100		RPI 101-150		RPI 150+					
23-26-0		0-1-0		0-7-0		OVERALL		3-4-0		0-8-0		20-6-0					
11-3-0		0-0-0		0-0-0		HOME		3-1-0		0-1-0		8-1-0					
8-13-0		0-0-0		0-1-0		AWAY		0-2-0		0-3-0		8-5-0					
4-10-0		0-1-0		0-6-0		NEUTRAL		0-0-0		0-3-0		4-0-0					
6-18-0		0-1-0		0-7-0		NON-CONFERENCE		1-2-0		0-8-0		5-0-0					
1-2-0		0-0-0		0-0-0		HOME		1-1-0		0-1-0		0-0-0					
1-6-0		0-0-0		0-0-		AWAY		0-1-0		0-4-0		1-0-0					
4-10-0		0-1-0		0-6-0		NEUTRAL		0-0-0		0-3-0		4-0-0					
17-8-0		0-0-0		0-0-0		CONFERENCE		2-2-0		0-0-0		15-6-0					
10-1-0		0-0-0		0-0-0		HOME		2-0-0		0-0-0		8-1-0					
7-7-0		0-0-0		0-0-0		AWAY		0-2-0		0-0-0		7-5-0					
0-0-0		0-0-0		0-0-0		NEUTRAL		0-0-0		0-0-0		0-0-0					
RPI	S	Opponent		Score		RPI	S	Opponent		Score		RPI	S	Opponent		Score	
16	N	Kentucky		1	9	27	N	Ole Miss		0	8	61	A	Jacksonville St.		1	13
						27	N	Ole Miss		2	4	61	A	Jacksonville St.		0	4
						33	N	McNeese St.		1	11	71	A	Troy		6	13
						33	N	McNeese St.		3	4	73	H	DePaul		3	1
						47	N	Kansas		2	3	73	H	DePaul		3	5
						47	N	Kansas		1	7	97	H	Eastern Ky.		1	0
						48	A	Illinois		7	9	97	H	Eastern Ky.		7	3
						</											

Non-Div. I Games:

Eastern Ill.



E  
a  
s  
t  
e  
r  
n  
I  
l  
l  
.

Eastern Illinois.

Eastern Ill.



Average RPI Win:		146	WON-LOST RECORD		WINNING PCT. RANK		LAST 10 GAMES		STRENGTH OF SCHEDULE		OPP. STRENGTH OF SCHEDULE		TEAM RPI		ADJ RPI		CONF. RPI		ADJ CONF. RPI	
DIV. I ONLY			22-32-0		.40741 206		4-6-0		123		104		176		.48179 174		16		16	
DIV. I NON-CONF.			14-16-0		.46667 171		0-1-0		93		64		111		.51275 114		16		16	
TOTALS		RPI 1-25		RPI 26-50		W-L RECORDS		RPI 51-100		RPI 101-150		RPI 150+								
22-32-0		0-1-0		0-6-0		OVERALL		8-6-0		4-9-0		10-10-0								
8-5-0		0-0-0		0-0-0		HOME		3-1-0		1-2-0		4-2-0								
4-17-0		0-0-0		0-2-0		AWAY		2-4-0		1-5-0		1-6-0								
10-10-0		0-1-0		0-4-0		NEUTRAL		3-1-0		2-2-0		5-2-0								
14-16-0		0-1-0		0-6-0		NON-CONFERENCE		5-3-0		3-4-0		6-2-0								
0-0-0		0-0-0		0-0-0		HOME		0-0-0		0-0-0		0-0-0								
4-6-0		0-0-0		0-0-		AWAY		2-2-0		1-2-0		1-0-0								
10-10-0		0-1-0		0-4-0		NEUTRAL		3-1-0		2-2-0		5-2-0								
8-16-0		0-0-0		0-0-0		CONFERENCE		3-3-0		1-5-0		4-8-0								
8-5-0		0-0-0		0-0-0		HOME		3-1-0		1-2-0		4-2-0								
0-11-0		0-0-0		0-0-0		AWAY		0-2-0		0-3-0		0-6-0								
0-0-0		0-0-0		0-0-0		NEUTRAL		0-0-0		0-0-0		0-0-0								
RPI	S	Opponent		Score		RPI	S	Opponent		Score		RPI	S	Opponent		Score				
12	N	La.-Lafayette		4	22	26	N	Texas		0	8	68	N	UAB		3	2			
						26	N	Texas		2	13	76	A	Indiana		1	7			
						29	N	Notre Dame		1	7	78	N	Southern Miss.		1	17			
						31	A	UCF		0	8	82	A	Northern Ill.		0	10			
						31	A	UCF		2	5	82	A	Northern Ill.		4	5			
						43	N	South Ala.		0	8	82	H	Northern Ill.		4	12			
												87	A	Houston		10	0			
												88	N	Western Caro.		5	4			
												91	H	Ohio		3	2			
												91	H	Ohio		2	1			
												91	H	Ohio		8	6			
												92	N	Louisiana Tech		6	1			
												98	A	Jacksonville		3	11			
												98	A	Jacksonville		11	0			

Non-Div. I Games:

Ball St.



# Ballet.

B  
a  
l  
l  
s  
t  
.  

Ball St.



[illegible]

**Non-Div. I Games:**

Sacramento St.



RPI	S	Opponent	Score	
249	H	Portland St.	8	5
260	H	Iona	3	0
262	H	North Dakota	2	1
262	H	North Dakota	6	4
262	H	North Dakota	4	0
264	A	Northern Colo.	11	7
264	A	Northern Colo.	8	5
264	A	Northern Colo.	4	1
270	H	Santa Clara	9	0
270	N	Santa Clara	0	1
270	N	Santa Clara	6	1

Sacramento St.

S  
a  
c  
r  
a  
m  
e  
n  
t  
o  
S  
t  
.

S  
a  
c  
r  
a  
m  
e  
n  
t  
o  
S  
t  
.



Average RPI Win: 220		WON-LOST	WINNING	LAST 10	STRENGTH OF		OPP. STRENGTH	TEAM	ADJ	CONF.	ADJ CONF.
Average RPI Loss: 112		RECORD	PCT. RANK	GAMES	SCHEDULE		OF SCHEDULE	RPI	RPI	RPI	RPI
DIV. I ONLY		25-22-0	.53191	124	1-9-0		210	178	167	.48153	176
DIV. I NON-CONF.		18-11-0	.62069	71	0-0-0		237	208	128	.49857	134
TOTALS		RPI 1-25	RPI 26-50		W-L RECORDS		RPI 51-100		RPI 101-150		RPI 150+
25-22-0		0-2-0	0-2-0		OVERALL		0-5-0		3-8-0		22-5-0
7-8-0		0-0-0	0-1-0		HOME		0-3-0		1-3-0		6-1-0
4-7-0		0-0-0	0-0-0		AWAY		0-1-0		2-4-0		2-2-0
14-7-0		0-2-0	0-1-0		NEUTRAL		0-1-0		0-1-0		14-2-0
18-11-0		0-2-0	0-2-0		NON-CONFERENCE		0-2-0		2-1-0		16-4-0
2-2-0		0-0-0	0-1-0		HOME		0-0-0		1-0-0		1-1-0
2-2-0		0-0-0	0-0-		AWAY		0-1-0		1-0-0		1-1-0
14-7-0		0-2-0	0-1-0		NEUTRAL		0-1-0		0-1-0		14-2-0
7-11-0		0-0-0	0-0-0		CONFERENCE		0-3-0		1-7-0		6-1-0
5-6-0		0-0-0	0-0-0		HOME		0-3-0		0-3-0		5-0-0
2-5-0		0-0-0	0-0-0		AWAY		0-0-0		1-4-0		1-1-0
0-0-0		0-0-0	0-0-0		NEUTRAL		0-0-0		0-0-0		0-0-0
RPI S	Opponent	Score	RPI S	Opponent	Score	RPI S	Opponent	Score	RPI S	Opponent	Score
4 N	Oklahoma	4 11	47 H	Kansas	0 6	55 N	CSUN	2 3	106 N	UC Riverside	2 5
11 N	Tennessee	0 5	49 N	BYU	0 4	60 A	New Mexico St.	0 9	109 H	Villanova	2 4
						73 H	DePaul	3 7	109 H	Villanova	0 4
						73 H	DePaul	0 2	109 H	Villanova	1 8
						73 H	DePaul	1 9	119 A	St. John's (NY)	1 4
									119 A	St. John's (NY)	6 8
									123 A	Drake	4 0
									137 A	Butler	0 3
									137 A	Butler	1 2
									137 A	Butler	3 2
									145 H	Iowa St.	1 0
									153 N	Akron	1 0
									154 A	North Texas	5 4
									154 A	North Texas	1 11
									184 N	Western Mich.	6 1
									191 H	Providence	11 3
									191 H	Providence	14 12
									193 N	Sam Houston St.	3 7
									193 N	Sam Houston St.	2 1
									218 N	Campbell	11 3
									218 N	Campbell	15 3
									220 N	Boise St.	9 6
									230 A	Seton Hall	3 0
									230 A	Seton Hall	3 4
									237 N	Drexel	7 3
									248 H	South Dakota St.	0 10
									248 H	South Dakota St.	4 0
LAST 10 GAMES			LAST 10 GAMES			LAST 10 GAMES			LAST 10 GAMES		
			73 H	DePaul	0 2				137 A	Butler	1 2
			73 H	DePaul	3 7				137 A	Butler	3 2
			73 H	DePaul	1 9				137 A	Butler	0 3
			119 A	St. John's (NY)	6 8				109 H	Villanova	2 4
			119 A	St. John's (NY)	1 4				109 H	Villanova	0 4

Non-Div. I Games:

Creighton



RPI	S	Opponent	Score	
248	N	South Dakota St.	0	1
248	N	South Dakota St.	4	3
250	H	Georgetown	6	2
250	H	Georgetown	5	4
250	H	Georgetown	15	2
272	N	Hampton	7	3
272	N	Hampton	7	0
273	N	Holy Cross	2	0
273	N	Holy Cross	3	1
277	N	Niagara	10	1
283	N	Sacred Heart	4	1

Creighton

C  
r  
e  
i  
g  
h  
t  
o  
n

C  
r  
e  
i  
g  
h  
t  
o  
n



Average RPI Win:		186	WON-LOST RECORD		WINNING PCT. RANK		LAST 10 GAMES		STRENGTH OF SCHEDULE		OPP. STRENGTH OF SCHEDULE		TEAM RPI		ADJ RPI		CONF. RPI		ADJ CONF. RPI				
Average RPI Loss:		114																					
DIV. I ONLY			23-31-0		.42593	190	6-4-0		132		154		179		.48078	177	23		22				
DIV. I NON-CONF.			9-18-0		.33333	222	0-1-0		58		61		153		.48925	154	21		21				
TOTALS		RPI 1-25		RPI 26-50		W-L RECORDS		RPI 51-100		RPI 101-150		RPI 150+											
23-31-0		0-3-0		0-3-0		OVERALL		3-11-0		3-5-0		17-9-0											
13-7-0		0-0-0		0-0-0		HOME		1-2-0		2-3-0		10-2-0											
5-18-0		0-3-0		0-1-0		AWAY		0-7-0		0-0-0		5-7-0											
5-6-0		0-0-0		0-2-0		NEUTRAL		2-2-0		1-2-0		2-0-0											
9-18-0		0-3-0		0-3-0		NON-CONFERENCE		2-6-0		3-5-0		4-1-0											
4-3-0		0-0-0		0-0-0		HOME		0-0-0		2-3-0		2-0-0											
0-9-0		0-3-0		0-0-		AWAY		0-4-0		0-0-0		0-1-0											
5-6-0		0-0-0		0-2-0		NEUTRAL		2-2-0		1-2-0		2-0-0											
14-13-0		0-0-0		0-0-0		CONFERENCE		1-5-0		0-0-0		13-8-0											
9-4-0		0-0-0		0-0-0		HOME		1-2-0		0-0-0		8-2-0											
5-9-0		0-0-0		0-0-0		AWAY		0-3-0		0-0-0		5-6-0											
0-0-0		0-0-0		0-0-0		NEUTRAL		0-0-0		0-0-0		0-0-0											
RPI	S	Opponent		Score		RPI	S	Opponent		Score		RPI	S	Opponent		Score		RPI	S	Opponent		Score	
11	A	Tennessee		0	8	27	N	Ole Miss		5	8	53	A	Samford		2	7	113	H	Lipscomb		12	8
15	A	LSU		0	8	33	N	McNeese St.		1	9	53	A	Samford		2	10	124	H	Kennesaw St.		0	6
15	A	LSU		0	16	38	A	Mississippi St.		4	11	61	A	Jacksonville St.		3	8	124	H	Kennesaw St.		0	6
												61	A	Jacksonville St.		1	2	131	N	Wright St.		3	9
												61	A	Jacksonville St.		4	5	131	N	Wright St.		1	5
												71	A	Troy		3	11	140	H	Chattanooga		2	6
												71	A	Troy		2	6	143	N	Memphis		10	1
												87	N	Houston		0	4	144	H	ETSU		6	3
												92	N	Louisiana Tech		2	15	151	N	Liberty		7	0
												97	H	Eastern Ky.		3	10	159	H	SIUE		2	5
												97	H	Eastern Ky.		6	0	159	H	SIUE		5	1
												97	H	Eastern Ky.		1	7	165	A	UT Martin		3	5
												99	N	Ga. Southern		4	0	165	A	UT Martin		1	0
												99	N	Ga. Southern		3	2	173	H	Eastern Ill.		5	1
																		173	H	Eastern Ill.		1	0
																		188	A	Western Ky.		3	5
																		201	H	Bradley		5	0
																		201	H	Bradley		5	4
																		205	A	Murray St.		9	7
																		205	A	Murray St.		3	1
																		208	H	Morehead St.		4	3
																		208	H	Morehead St.		5	1
																		208	H	Morehead St.		6	3
																		225	A	Belmont		7	8
																		225	A	Belmont		1	4
																		225	A	Belmont		3	4
																		231	A	Southeast Mo. St.		2	5
LAST 10 GAMES																							
						97	H	Eastern Ky.		3	10	208	H	Morehead St.		6	3	208	H	Morehead St.		6	3
						97	H	Eastern Ky.		6	0	11	A	Tennessee		0	8	225	A	Belmont		7	8
						97	H	Eastern Ky.		1	7	266	A	Austin Peay		1	5	225	A	Belmont		1	4
						208	H	Morehead St.		5	1	266	A	Austin Peay		12	1	225	A	Belmont		3	4
						208	H	Morehead St.		4	3	205	A	Murray St.		3	1	231	A	Southeast Mo. St.		2	5

Non-Div. I Games:

Tennessee Tech



RPI	S	Opponent	Score	
231	A	Southeast Mo. St.	3	2
266	A	Austin Peay	1	5
266	A	Austin Peay	12	1
269	H	Tennessee St.	4	1
269	H	Tennessee St.	3	0
269	H	Tennessee St.	0	3
284	N	Alabama A&M	20	1

Tennessee Tech

T  
e  
n  
n  
e  
s  
s  
e  
e  
T  
e  
c  
h

T  
e  
n  
n  
e  
s  
s  
e  
e  
T  
e  
c  
h



[illegible]

**Non-Div. I Games:**

UMKC



RPI	S	Opponent	Score	
246	H	IUPUI	3	2
248	A	South Dakota St.	4	2
248	A	South Dakota St.	10	1
252	H	Utah Valley	3	2
252	H	Utah Valley	3	4
252	H	Utah Valley	9	6

UMKC

U  
M  
K  
C

U  
M  
K  
C



Average RPI Win: 191		WON-LOST	WINNING	LAST 10	STRENGTH OF		OPP. STRENGTH	TEAM	ADJ		CONF.	ADJ CONF.					
Average RPI Loss: 121		RECORD	PCT. RANK	GAMES	SCHEDULE		OF SCHEDULE	RPI	RPI		RPI	RPI					
DIV. I ONLY		22-32-0	.40741	206	2-8-0		112	181	183		.47946	179	19	19			
DIV. I NON-CONF.		12-18-0	.4	196	0-2-0		105	171	163		.48715	158	20	20			
TOTALS		RPI 1-25	RPI 26-50		W-L RECORDS		RPI 51-100		RPI 101-150		RPI 150+						
22-32-0		0-4-0	0-0-0		OVERALL		4-9-0		2-8-0		16-11-0						
14-15-0		0-1-0	0-0-0		HOME		4-5-0		1-2-0		9-7-0						
5-13-0		0-2-0	0-0-0		AWAY		0-4-0		0-3-0		5-4-0						
3-4-0		0-1-0	0-0-0		NEUTRAL		0-0-0		1-3-0		2-0-0						
12-18-0		0-4-0	0-0-0		NON-CONFERENCE		2-8-0		1-3-0		9-3-0						
9-8-0		0-1-0	0-0-0		HOME		2-4-0		0-0-0		7-3-0						
0-6-0		0-2-0	0-0-		AWAY		0-4-0		0-0-0		0-0-0						
3-4-0		0-1-0	0-0-0		NEUTRAL		0-0-0		1-3-0		2-0-0						
10-14-0		0-0-0	0-0-0		CONFERENCE		2-1-0		1-5-0		7-8-0						
5-7-0		0-0-0	0-0-0		HOME		2-1-0		1-2-0		2-4-0						
5-7-0		0-0-0	0-0-0		AWAY		0-0-0		0-3-0		5-4-0						
0-0-0		0-0-0	0-0-0		NEUTRAL		0-0-0		0-0-0		0-0-0						
RPI	S	Opponent		Score		RPI	S	Opponent		Score		RPI	S	Opponent		Score	
14	A	UCLA		0	9												
19	H	Georgia		1	8												
19	N	Georgia		1	9												
24	A	South Carolina		1	2												
														</			

Non-Div. I Games:

Charleston So.



RPI	S	Opponent	Score	
219	H	Savannah St.	1	3
234	A	Gardner-Webb	9	4
234	A	Gardner-Webb	6	0
234	A	Gardner-Webb	2	4
261	H	Columbia	10	9
261	N	Columbia	8	1
275	H	N.C. A&T	3	1
275	H	N.C. A&T	10	2
280	H	IPFW	3	2
280	H	IPFW	9	4

Charleston So.

C  
h  
a  
r  
l  
e  
s  
t  
o  
n  
S  
o  
.

C  
h  
a  
r  
l  
e  
s  
t  
o  
n  
S  
o  
.



Average RPI Win:	219	WON-LOST RECORD	WINNING PCT. RANK	LAST 10 GAMES	STRENGTH OF SCHEDULE	OPP. STRENGTH OF SCHEDULE	TEAM RPI	ADJ RPI	CONF. RPI	ADJ CONF. RPI							
Average RPI Loss:	161																
DIV. I ONLY	26-19-0	.57778	94	4-6-0	242	248	181	.47934	180	29	30						
DIV. I NON-CONF.	13-12-0	.52	132	0-0-0	213	186	164	.48415	165	30	30						
<hr/>																	
TOTALS	RPI 1-25	RPI 26-50		W-L RECORDS		RPI 51-100		RPI 101-150		RPI 150+							
26-19-0	0-0-0	0-0-0		OVERALL		2-4-0		3-7-0		21-8-0							
7-3-0	0-0-0	0-0-0		HOME		0-0-0		0-2-0		7-1-0							
14-13-0	0-0-0	0-0-0		AWAY		2-4-0		2-4-0		10-5-0							
5-3-0	0-0-0	0-0-0		NEUTRAL		0-0-0		1-1-0		4-2-0							
<hr/>																	
13-12-0	0-0-0	0-0-0		NON-CONFERENCE		2-4-0		3-5-0		8-3-0							
0-0-0	0-0-0	0-0-0		HOME		0-0-0		0-0-0		0-0-0							
8-9-0	0-0-0	0-0-		AWAY		2-4-0		2-4-0		4-1-0							
5-3-0	0-0-0	0-0-0		NEUTRAL		0-0-0		1-1-0		4-2-0							
<hr/>																	
13-7-0	0-0-0	0-0-0		CONFERENCE		0-0-0		0-2-0		13-5-0							
7-3-0	0-0-0	0-0-0		HOME		0-0-0		0-2-0		7-1-0							
6-4-0	0-0-0	0-0-0		AWAY		0-0-0		0-0-0		6-4-0							
0-0-0	0-0-0	0-0-0		NEUTRAL		0-0-0		0-0-0		0-0-0							
<hr/>																	
RPI S	Opponent	Score	RPI S	Opponent	Score	RPI S	Opponent	Score	RPI S	Opponent	Score						
						64 A	Longwood	3 4	109 A	Villanova	7 10						
						64 A	Longwood	1 2	109 A	Villanova	0 1						
						70 A	Delaware	0 1	114 N	Harvard	6 5						
						70 A	Delaware	3 1	114 N	Harvard	4 5						
						98 A	Jacksonville	7 4	118 A	Loyola Marymount	4 5						
						98 A	Jacksonville	0 5	122 A	Stetson	4 2						
									122 A	Stetson	4 5						
									129 H	Marist	3 8						
									129 H	Marist	4 5						
									133 A	Saint Joseph's	6 3						
									183 N	Maryland	11 2						
									194 A	Princeton	3 4						
									197 N	Robert Morris	6 7						
									198 H	Manhattan	10 7						
									198 H	Manhattan	8 0						
									203 H	Siena	8 2						
									203 H	Siena	10 9						
									221 A	Fairfield	6 2						
									221 A	Fairfield	0 5						
									227 A	George Washington	5 4						
			229 A	Quinnipiac	8 3												
						229 A	Quinnipiac	3 0	239 A	Canisius	4 5						
						239 A	Canisius	1 5	250 A	Georgetown	10 0						
						277 A	Niagara	10 3	259 A	Wagner	7 4						
						277 A	Niagara	1 2	259 A	Wagner	11 2						
						239 A	Canisius	1 5									
						<hr/>											
						LAST 10 GAMES											
									290 H Saint Peter's			5 0	239 A Canisius			4 5	
									290 H Saint Peter's			2 3	203 H Siena			10 9	
									277 A Niagara			10 3	203 H Siena			8 2	
									277 A Niagara			1 2	129 H Marist			4 5	
									239 A Canisius			1 5	129 H Marist			3 8	

Non-Div. I Games:

Monmouth



RPI	S	Opponent	Score	
260	A	Iona	4	1
260	A	Iona	10	0
276	N	Hartford	4	5
276	N	Hartford	11	7
277	A	Niagara	1	2
277	A	Niagara	10	3
282	N	Fairleigh Dickinson	11	2
282	N	Fairleigh Dickinson	12	0
286	H	Rider	11	0
286	H	Rider	9	0
290	H	Saint Peter's	5	0
290	H	Saint Peter's	2	3

Monmouth

M  
o  
n  
m  
o  
u  
t  
h

M  
o  
n  
m  
o  
u  
t  
h



Average RPI Win: 226		WON-LOST	WINNING	LAST 10	STRENGTH OF		OPP. STRENGTH	TEAM	ADJ		CONF.	ADJ CONF.			
Average RPI Loss: 137		RECORD	PCT. RANK	GAMES	SCHEDULE		OF SCHEDULE	RPI	RPI		RPI	RPI			
DIV. I ONLY		24-22-2	.52083	135	5-5-0		212	237	185		.47898	181			
DIV. I NON-CONF.		13-16-2	.45161	180	2-1-0		221	223	201		.4653	195			
TOTALS		RPI 1-25	RPI 26-50		W-L RECORDS		RPI 51-100		RPI 101-150		RPI 150+				
24-22-2		0-1-0	0-2-0		OVERALL		1-2-0		2-7-0		21-10-2				
12-4-1		0-0-0	0-0-0		HOME		1-0-0		0-1-0		11-3-1				
7-12-1		0-1-0	0-0-0		AWAY		0-2-0		0-5-0		7-4-1				
5-6-0		0-0-0	0-2-0		NEUTRAL		0-0-0		2-1-0		3-3-0				
13-16-2		0-1-0	0-2-0		NON-CONFERENCE		1-2-0		2-4-0		10-7-2				
6-2-1		0-0-0	0-0-0		HOME		1-0-0		0-1-0		5-1-1				
2-8-1		0-1-0	0-0-		AWAY		0-2-0		0-2-0		2-3-1				
5-6-0		0-0-0	0-2-0		NEUTRAL		0-0-0		2-1-0		3-3-0				
11-6-0		0-0-0	0-0-0		CONFERENCE		0-0-0		0-3-0		11-3-0				
6-2-0		0-0-0	0-0-0		HOME		0-0-0		0-0-0		6-2-0				
5-4-0		0-0-0	0-0-0		AWAY		0-0-0		0-3-0		5-1-0				
0-0-0		0-0-0	0-0-0		NEUTRAL		0-0-0		0-0-0		0-0-0				
RPI S	Opponent	Score		RPI S	Opponent	Score		RPI S	Opponent	Score		RPI S	Opponent	Score	
23 A	Fla. Atlantic	1	6	29 N	Notre Dame	0	7	67 H	Hofstra	8	7	101 A	FGCU	11	12
				29 N	Notre Dame	3	4	94 A	Charlotte	1	10	105 N	Michigan St.	0	7
								94 A	Charlotte	0	5	119 A	St. John's (NY)	1	6
												132 H	LIU Brooklyn	4	6
												133 N	Saint Joseph's	3	1
												133 N	Saint Joseph's	3	2
												134 A	Binghamton	3	12
												134 A	Binghamton	5	6
												134 A	Binghamton	2	3
												157 N	Boston U.	0	4
												161 H	Maine	4	0
												161 H	Maine	2	6
												166 H	Albany (NY)	5	9
												166 H	Albany (NY)	11	3
												166 H	Albany (NY)	8	0
												172 N	Presbyterian	2	8
												174 N	Ball St.	1	14
												174 N	Ball St.	1	0
												183 N	Maryland	10	4
												191 H	Providence	0	2
												198 A	Manhattan	3	6
												202 A	UC Davis	0	5
												221 A	Fairfield	3	11
												230 H	Seton Hall	5	4
												247 A	Central Conn. St.	5	4
												247 A	Central Conn. St.	3	3
												254 A	UMBC	8	0
				LAST 10 GAMES											
				166 H	Albany (NY)	5	9	134 A	Binghamton	3	12				
				166 H	Albany (NY)	11	3	134 A	Binghamton	5	6				
				166 H	Albany (NY)	8	0	132 H	LIU Brooklyn	4	6				
				230 H	Seton Hall	5	4	67 H	Hofstra	8	7				
				134 A	Binghamton	2	3	265 A	UMass Lowell	10	0				

Non-Div. I Games:

Stony Brook



Stony Brook



Iowa

Average RPI Win:		105	WON-LOST RECORD		WINNING PCT. RANK		LAST 10 GAMES		STRENGTH OF SCHEDULE		OPP. STRENGTH OF SCHEDULE		TEAM RPI		ADJ RPI		CONF. RPI		ADJ CONF. RPI				
DIV. I ONLY			13-39-0		.25 267		1-9-0		50		63		191		.47791 182		5		5				
DIV. I NON-CONF.			10-19-0		.34483 219		0-1-0		59		108		156		.49418 142		4		4				
TOTALS		RPI 1-25		RPI 26-50		W-L RECORDS		RPI 51-100		RPI 101-150		RPI 150+											
13-39-0		0-5-0		2-12-0		OVERALL		7-11-0		2-6-0		2-5-0											
5-11-0		0-5-0		0-0-0		HOME		4-6-0		1-0-0		0-0-0											
1-20-0		0-0-0		0-10-0		AWAY		0-3-0		1-5-0		0-2-0											
7-8-0		0-0-0		2-2-0		NEUTRAL		3-2-0		0-1-0		2-3-0											
10-19-0		0-2-0		2-4-0		NON-CONFERENCE		4-2-0		2-6-0		2-5-0											
2-2-0		0-2-0		0-0-0		HOME		1-0-0		1-0-0		0-0-0											
1-9-0		0-0-0		0-0-		AWAY		0-0-0		1-5-0		0-2-0											
7-8-0		0-0-0		2-2-0		NEUTRAL		3-2-0		0-1-0		2-3-0											
3-20-0		0-3-0		0-8-0		CONFERENCE		3-9-0		0-0-0		0-0-0											
3-9-0		0-3-0		0-0-0		HOME		3-6-0		0-0-0		0-0-0											
0-11-0		0-0-0		0-8-0		AWAY		0-3-0		0-0-0		0-0-0											
0-0-0		0-0-0		0-0-0		NEUTRAL		0-0-0		0-0-0		0-0-0											
RPI	S	Opponent		Score		RPI	S	Opponent		Score		RPI	S	Opponent		Score							
10	H	Missouri		1	7	26	N	Texas		3	4	74	H	UNI		6	3	113	N	Lipscomb	0	7	
10	H	Missouri		4	11	26	N	Texas		1	0	75	H	Penn St.		3	11	123	H	Drake	8	7	
22	H	Minnesota		2	9	32	A	Nebraska		1	3	75	H	Penn St.		3	8	125	A	Hawaii	4	0	
22	H	Minnesota		0	12	32	A	Nebraska		5	6	75	H	Penn St.		4	1	125	A	Hawaii	4	5	
22	H	Minnesota		3	14	41	A	Tulsa		7	9	76	A	Indiana		5	10	125	A	Hawaii	3	4	
						41	A	Tulsa		1	2	76	A	Indiana		3	5	126	A	Coastal Caro.	8	10	
						45	A	Northwestern		5	6	76	A	Indiana		3	9	126	A	Coastal Caro.	5	6	
						45	A	Northwestern		5	9	77	H	Wisconsin		5	2	145	A	Iowa St.	0	5	
						45	A	Northwestern		9	13	77	H	Wisconsin		1	3	160	N	Ill.-Chicago	2	3	
						46	N	Louisville		2	7	77	H	Wisconsin		4	5	193	N	Sam Houston St.	8	0	
						46	N	Louisville		1	0	83	H	Purdue		10	3	200	N	Indiana St.	2	3	
						48	A	Illinois		1	5	83	H	Purdue		7	8	212	A	A&M-Corpus Christi	1	2	
						48	A	Illinois		1	5	83	H	Purdue		4	6	212	A	A&M-Corpus Christi	1	2	
						48	A	Illinois		0	8	99	N	Ga. Southern		2	10	215	N	Loyola Chicago	0	4	
												99	N	Ga. Southern		4	7	246	N	IUPUI	7	1	
												99	N	Ga. Southern		11	0						
												100	N	Lamar		4	3						
												100	N	Lamar		14	8						
						LAST 10 GAMES																	
						22	H	Minnesota		0	12	48	A	Illinois		1	5						
						22	H	Minnesota		2	9	48	A	Illinois		1	5						
						22	H	Minnesota		3	14	75	H	Penn St.		3	11						
						145	A	Iowa St.		0	5	75	H	Penn St.		4	1						
						48	A	Illinois		0	8	75	H	Penn St.		3	8						

Non-Div. I Games:

Iowa



Maryland



[illegible]

**Non-Div. I Games:**

Western Mich.



RPI	S	Opponent	Score	
223	H	Buffalo	5	4
229	N	Quinnipiac	5	0
245	N	St. Bonaventure	6	4
251	H	Detroit	3	6
256	N	Cornell	8	0
260	N	Iona	0	1
280	N	IPFW	4	0
284	N	Alabama A&M	8	0

Western Mich.

W  
e  
s  
t  
e  
r  
n  
M  
i  
c  
h  
.

W  
e  
s  
t  
e  
r  
n  
M  
i  
c  
h  
.



Idaho St.



Idaho.

I  
d  
a  
h  
o  
s  
t  
.

Idaho St.



Toledo		Average RPI Win:	178	WON-LOST RECORD	WINNING PCT. RANK	LAST 10 GAMES	STRENGTH OF SCHEDULE	OPP. STRENGTH OF SCHEDULE	TEAM RPI	ADJ RPI	CONF. RPI	ADJ CONF. RPI
DIV. I ONLY				21-31-0	.40385 208	10-0-0	137	147	189	.47592 186	16	16
DIV. I NON-CONF.				7-20-0	.25926 255	0-0-0	102	145	212	.45449 211	16	16
TOTALS		RPI 1-25		RPI 26-50		W-L RECORDS	RPI 51-100		RPI 101-150		RPI 150+	
21-31-0	0-2-0			0-2-0		OVERALL	4-10-0		3-10-0		14-7-0	
11-9-0	0-0-0			0-0-0		HOME	3-3-0		1-2-0		7-4-0	
7-12-0	0-1-0			0-0-0		AWAY	1-5-0		0-5-0		6-1-0	
3-10-0	0-1-0			0-2-0		NEUTRAL	0-2-0		2-3-0		1-2-0	
7-20-0	0-2-0			0-2-0		NON-CONFERENCE	1-8-0		2-5-0		4-3-0	
2-1-0	0-0-0			0-0-0		HOME	0-1-0		0-0-0		2-0-0	
2-9-0	0-1-0			0-0-		AWAY	1-5-0		0-2-0		1-1-0	
3-10-0	0-1-0			0-2-0		NEUTRAL	0-2-0		2-3-0		1-2-0	
14-11-0	0-0-0			0-0-0		CONFERENCE	3-2-0		1-5-0		10-4-0	
9-8-0	0-0-0			0-0-0		HOME	3-2-0		1-2-0		5-4-0	
5-3-0	0-0-0			0-0-0		AWAY	0-0-0		0-3-0		5-0-0	
0-0-0	0-0-0			0-0-0		NEUTRAL	0-0-0		0-0-0		0-0-0	
RPI S Opponent	Score	RPI S Opponent	Score	RPI S Opponent	Score	RPI S Opponent	Score	RPI S Opponent	Score	RPI S Opponent	Score	
5 A James Madison	3 12	26 N Texas	3 6	54 N Grand Canyon	2 10	106 A UC Riverside	3 5	106 A UC Riverside	2 3	127 H Miami (OH)	1 12	
25 N Oregon St.	2 7	26 N Texas	2 17	54 N Grand Canyon	3 11	106 A UC Riverside	2 3	127 H Miami (OH)	5 6	127 H Miami (OH)	13 10	
				55 A CSUN	6 5	127 H Miami (OH)	13 10	133 N Saint Joseph's	2 8	133 N Saint Joseph's	0 11	
				82 H Northern Ill.	7 6	134 N Binghamton	9 6	139 N Massachusetts	5 4	145 N Iowa St.	2 4	
				82 H Northern Ill.	8 7	149 A Central Mich.	3 12	149 A Central Mich.	1 9	149 A Central Mich.	1 2	
				82 H Northern Ill.	2 1	149 A Central Mich.	1 2	169 N Youngstown St.	3 4	174 H Ball St.	5 0	
				87 A Houston	0 9	174 H Ball St.	2 1	174 H Ball St.	3 2	184 A Western Mich.	3 1	
				87 A Houston	0 8	184 A Western Mich.	7 4	184 A Western Mich.	2 1	207 N San Diego	2 5	
				91 H Ohio	0 8	207 N San Diego	2 5	208 A Morehead St.	3 2	208 A Morehead St.	0 2	
				91 H Ohio	2 4	208 A Morehead St.	0 2	216 A Eastern Mich.	7 6	216 A Eastern Mich.	9 0	
				93 A Marshall	3 8	216 A Eastern Mich.	9 0	216 H Eastern Mich.	6 8	223 H Buffalo	0 1	
				93 A Marshall	3 5	223 H Buffalo	0 1					
				94 H Charlotte	1 9							
				95 A Cal Poly	0 9							
				LAST 10 GAMES								
				174 H Ball St.	3 2	82 H Northern Ill.	2 1					
				174 H Ball St.	5 0	240 H Bowling Green	6 2					
				174 H Ball St.	2 1	240 H Bowling Green	2 1					
				82 H Northern Ill.	8 7	184 A Western Mich.	7 4					
				82 H Northern Ill.	7 6	184 A Western Mich.	2 1					

Non-Div. I Games:

Toledo



RPI	S	Opponent	Score	
223	H	Buffalo	1	2
223	H	Buffalo	3	6
240	H	Bowling Green	2	1
240	H	Bowling Green	6	2
280	H	IPFW	3	1
280	H	IPFW	5	1
290	N	Saint Peter's	5	0

Toledo

T  
o  
l  
e  
d  
o

T  
o  
l  
e  
d  
o



Average RPI Win:		202	WON-LOST RECORD		WINNING PCT. RANK		LAST 10 GAMES		STRENGTH OF SCHEDULE		OPP. STRENGTH OF SCHEDULE		TEAM RPI		ADJ RPI		CONF. RPI		ADJ CONF. RPI	
DIV. I ONLY			19-26-0		.42222 194		1-9-0		174		111		190		.4757 187		18		18	
DIV. I NON-CONF.			17-16-0		.51515 141		0-2-0		124		109		110		.51571 109		17		17	
TOTALS		RPI 1-25		RPI 26-50		W-L RECORDS		RPI 51-100		RPI 101-150		RPI 150+								
19-26-0		1-5-0		0-5-0		OVERALL		0-4-0		1-5-0		17-7-0								
8-16-0		0-3-0		0-4-0		HOME		0-4-0		0-0-0		8-5-0								
5-4-0		1-1-0		0-0-0		AWAY		0-0-0		0-1-0		4-2-0								
6-6-0		0-1-0		0-1-0		NEUTRAL		0-0-0		1-4-0		5-0-0								
17-16-0		1-5-0		0-2-0		NON-CONFERENCE		0-4-0		1-5-0		15-0-0								
7-8-0		0-3-0		0-1-0		HOME		0-4-0		0-0-0		7-0-0								
4-2-0		1-1-0		0-0-		AWAY		0-0-0		0-1-0		3-0-0								
6-6-0		0-1-0		0-1-0		NEUTRAL		0-0-0		1-4-0		5-0-0								
2-10-0		0-0-0		0-3-0		CONFERENCE		0-0-0		0-0-0		2-7-0								
1-8-0		0-0-0		0-3-0		HOME		0-0-0		0-0-0		1-5-0								
1-2-0		0-0-0		0-0-0		AWAY		0-0-0		0-0-0		1-2-0								
0-0-0		0-0-0		0-0-0		NEUTRAL		0-0-0		0-0-0		0-0-0								
RPI	S	Opponent		Score		RPI	S	Opponent		Score		RPI	S	Opponent		Score				
9	H	Oregon		0	11	37	H	California		1	9	79	H	Towson		1	9			
9	H	Oregon		0	15	40	N	Ohio St.		2	4	83	H	Purdue		1	7			
14	N	UCLA		1	9	49	H	BYU		4	8	83	H	Purdue		1	3			
15	A	LSU		1	10	49	H	BYU		4	5	95	H	Cal Poly		1	3			
15	A	LSU		2	1	49	H	BYU		3	5									
18	H	Fresno St.		0	4															

Non-Div. I Games:

Pacific



RPI	S	Opponent	Score	
270	H	Santa Clara	7	3
270	H	Santa Clara	5	7
270	H	Santa Clara	1	8

Pacific

P  
a  
c  
i  
f  
i  
c

P  
a  
c  
i  
f  
i  
c



Average RPI Win: 150		WON-LOST	WINNING	LAST 10	STRENGTH OF		OPP. STRENGTH	TEAM	ADJ		CONF.	ADJ CONF.
Average RPI Loss: 104		RECORD	PCT. RANK	GAMES	SCHEDULE		OF SCHEDULE	RPI	RPI		RPI	RPI
DIV. I ONLY		17-30-0	.3617	225	1-9-0		99	94	184		.47518	188
DIV. I NON-CONF.		9-17-0	.34615	218	0-4-0		153	100	205		.45928	201
TOTALS		RPI 1-25	RPI 26-50		W-L RECORDS		RPI 51-100		RPI 101-150		RPI 150+	
17-30-0		0-5-0	0-2-0		OVERALL		5-11-0		4-4-0		8-8-0	
11-17-0		0-1-0	0-1-0		HOME		2-5-0		2-3-0		7-7-0	
2-10-0		0-4-0	0-1-0		AWAY		2-4-0		0-0-0		0-1-0	
4-3-0		0-0-0	0-0-0		NEUTRAL		1-2-0		2-1-0		1-0-0	
9-17-0		0-2-0	0-2-0		NON-CONFERENCE		2-5-0		2-3-0		5-5-0	
5-11-0		0-1-0	0-1-0		HOME		1-3-0		0-2-0		4-4-0	
0-3-0		0-1-0	0-0-		AWAY		0-0-0		0-0-0		0-1-0	
4-3-0		0-0-0	0-0-0		NEUTRAL		1-2-0		2-1-0		1-0-0	
8-13-0		0-3-0	0-0-0		CONFERENCE		3-6-0		2-1-0		3-3-0	
6-6-0		0-0-0	0-0-0		HOME		1-2-0		2-1-0		3-3-0	
2-7-0		0-3-0	0-0-0		AWAY		2-4-0		0-0-0		0-0-0	
0-0-0		0-0-0	0-0-0		NEUTRAL		0-0-0		0-0-0		0-0-0	
RPI S	Opponent	Score	RPI S	Opponent	Score	RPI S	Opponent	Score	RPI S	Opponent	Score	
8 A	Auburn	1 19	38 A	Mississippi St.	0 7	53 H	Samford	1 8	102 H	FIU	7 16	
16 H	Kentucky	0 5	46 H	Louisville	0 12	53 H	Samford	9 14	102 H	FIU	10 2	
23 A	Fla. Atlantic	1 16				78 A	Southern Miss.	4 5	102 H	FIU	5 4	
23 A	Fla. Atlantic	0 6				78 A	Southern Miss.	4 0	112 N	Furman	4 2	
23 A	Fla. Atlantic	3 8				78 A	Southern Miss.	2 3	113 H	Lipscomb	1 5	
						80 N	Central Ark.	2 3	113 H	Lipscomb	0 3	
						80 N	Central Ark.	2 0	137 N	Butler	2 0	
						88 H	Western Caro.	8 4	140 N	Chattanooga	2 3	
						88 H	Western Caro.	0 1	154 H	North Texas	6 9	
						89 N	Northwestern St.	2 8	154 H	North Texas	4 9	
						93 H	Marshall	3 10	154 H	North Texas	6 3	
						93 H	Marshall	6 4	174 H	Ball St.	1 9	
						93 H	Marshall	1 2	177 H	Tennessee Tech	5 3	
						94 A	Charlotte	0 1	192 H	Missouri St.	4 3	
						94 A	Charlotte	4 0	192 H	Missouri St.	3 11	
						94 A	Charlotte	3 11	204 H	Middle Tenn.	5 4	
									204 H	Middle Tenn.	3 4	
									204 H	Middle Tenn.	4 3	
									205 A	Murray St.	0 6	
									231 H	Southeast Mo. St.	3 8	
									232 H	Valparaiso	7 1	
									238 N	Appalachian St.	8 4	
									266 H	Austin Peay	6 8	
									266 H	Austin Peay	5 0	
LAST 10 GAMES												
			93 H	Marshall	3 10	23 A	Fla. Atlantic	3 8				
			93 H	Marshall	1 2	205 A	Murray St.	0 6				
			93 H	Marshall	6 4	53 H	Samford	1 8				
			23 A	Fla. Atlantic	0 6	53 H	Samford	9 14				
			23 A	Fla. Atlantic	1 16	16 H	Kentucky	0 5				

Non-Div. I Games:

Western Ky.



Average RPI Win:		200	WON-LOST RECORD		WINNING PCT. RANK		LAST 10 GAMES		STRENGTH OF SCHEDULE		OPP. STRENGTH OF SCHEDULE		TEAM RPI	ADJ RPI		CONF. RPI	ADJ CONF. RPI	
DIV. I ONLY			23-25-0		.47917	165	7-1-0		195		193		188	.47372		189	26	25
DIV. I NON-CONF.			8-17-0		.32	227	0-0-0		119		123		200	.46294		198	24	23
TOTALS		RPI 1-25		RPI 26-50		W-L RECORDS		RPI 51-100		RPI 101-150		RPI 150+						
23-25-0		0-1-0		0-3-0		OVERALL		3-5-0		3-3-0		17-13-0						
8-6-0		0-0-0		0-0-0		HOME		2-1-0		1-2-0		5-3-0						
10-10-0		0-1-0		0-1-0		AWAY		1-1-0		0-0-0		9-7-0						
5-9-0		0-0-0		0-2-0		NEUTRAL		0-3-0		2-1-0		3-3-0						
8-17-0		0-1-0		0-3-0		NON-CONFERENCE		1-4-0		3-3-0		4-6-0						
2-3-0		0-0-0		0-0-0		HOME		0-0-0		1-2-0		1-1-0						
2-6-0		0-1-0		0-0-		AWAY		1-1-0		0-0-0		1-3-0						
4-8-0		0-0-0		0-2-0		NEUTRAL		0-3-0		2-1-0		2-2-0						
15-8-0		0-0-0		0-0-0		CONFERENCE		2-1-0		0-0-0		13-7-0						
6-3-0		0-0-0		0-0-0		HOME		2-1-0		0-0-0		4-2-0						
8-4-0		0-0-0		0-0-0		AWAY		0-0-0		0-0-0		8-4-0						
1-1-0		0-0-0		0-0-0		NEUTRAL		0-0-0		0-0-0		1-1-0						
RPI	S	Opponent		Score		RPI	S	Opponent		Score		RPI	S	Opponent		Score		
6	A	Washington		2	12	39	A	Arizona St.		2	9	54	A	Grand Canyon		4	3	
						44	N	Texas St.		0	2	54	A	Grand Canyon		2	10	
						44	N	Texas St.		0	8	59	N	Kent St.		0	2	
												74	N	UNI		1	7	
												82	N	Northern Ill.		3	13	
												85	H	Weber St.		7	9	
												85	H	Weber St.		5	4	
												85	H	Weber St.		5	2	
														167 H Omaha		3	12	
														167 H Omaha		1	0	
														168 A Utah St.		6	7	
														168 A Utah St.		6	9	
														175 H Sacramento St.		5	7	
														175 H Sacramento St.		9	2	
														175 H Sacramento St.		3	11	
														175 N Sacramento St.		3	5	
														185 A Idaho St.		4	6	
														185 A Idaho St.		7	8	
														185 A Idaho St.		9	12	
														185 N Idaho St.		14	9	
														187 N Pacific		0	8	
														202 A UC Davis		4	3	
														220 A Boise St.		5	6	
														222 A Southern Utah		14	13	
														222 A Southern Utah		2	5	
														222 A Southern Utah		14	7	
														242 N CSU Bakersfield		3	6	
														242 N CSU Bakersfield		8	0	
														249 H Portland St.		8	2	
Non-Div. I Games:		Great Falls		5	0	Carroll (MT)		11	1	Great Falls		10	0	Carroll (MT)		10	0	
																Montana		



RPI	S	Opponent	Score	
249	H	Portland St.	8	0
249	H	Portland St.	5	3
262	A	North Dakota	5	4
262	A	North Dakota	9	7
262	A	North Dakota	4	0
264	A	Northern Colo.	10	6
264	A	Northern Colo.	9	6
264	A	Northern Colo.	6	4
270	N	Santa Clara	6	5

Montana

M  
o  
n  
t  
a  
n  
a

M  
o  
n  
t  
a  
n  
a



Average RPI Win: 182		WON-LOST RECORD		WINNING PCT. RANK		LAST 10 GAMES		STRENGTH OF SCHEDULE		OPP. STRENGTH OF SCHEDULE		TEAM RPI		ADJ RPI		CONF. RPI		ADJ CONF. RPI	
DIV. I ONLY		21-33-0		.38889 214		2-8-0		139		135		195		.47264 190		13		13	
DIV. I NON-CONF.		17-19-0		.47222 168		0-0-0		207		159		176		.47943 171		13		13	
TOTALS		RPI 1-25		RPI 26-50		W-L RECORDS		RPI 51-100		RPI 101-150		RPI 150+							
21-33-0		1-1-0		0-2-0		OVERALL		2-10-0		7-14-0		11-6-0							
11-11-0		0-0-0		0-0-0		HOME		1-5-0		4-6-0		6-0-0							
6-14-0		0-0-0		0-2-0		AWAY		1-5-0		2-4-0		3-3-0							
4-8-0		1-1-0		0-0-0		NEUTRAL		0-0-0		1-4-0		2-3-0							
17-19-0		1-1-0		0-2-0		NON-CONFERENCE		1-5-0		4-5-0		11-6-0							
10-3-0		0-0-0		0-0-0		HOME		1-2-0		3-1-0		6-0-0							
3-8-0		0-0-0		0-0-		AWAY		0-3-0		0-0-0		3-3-0							
4-8-0		1-1-0		0-0-0		NEUTRAL		0-0-0		1-4-0		2-3-0							
4-14-0		0-0-0		0-0-0		CONFERENCE		1-5-0		3-9-0		0-0-0							
1-8-0		0-0-0		0-0-0		HOME		0-3-0		1-5-0		0-0-0							
3-6-0		0-0-0		0-0-0		AWAY		1-2-0		2-4-0		0-0-0							
0-0-0		0-0-0		0-0-0		NEUTRAL		0-0-0		0-0-0		0-0-0							
RPI S	Opponent	Score		RPI S	Opponent	Score		RPI S	Opponent	Score		RPI S	Opponent	Score					
3 N	Alabama	0	7	42 A	Virginia Tech	0	6	52 A	Boston College	1	9	107 N	Dayton	3	8				
22 N	Minnesota	5	2	42 A	Virginia Tech	4	5	52 H	Boston College	3	8	110 N	Rutgers	4	5				
								53 H	Samford	1	6	112 H	Furman	2	8				
								53 H	Samford	3	10	112 H	Furman	1	2				
								53 H	Samford	6	11	112 H	Furman	0	3				
								62 A	Georgia St.	2	8	116 A	UNCG	15	2				
								65 H	Fordham	6	0	116 A	UNCG	3	6				
								71 A	Troy	1	4	116 A	UNCG	4	5				
								86 H	Pittsburgh	1	19	127 N	Miami (OH)	5	6				
								88 A	Western Caro.	2	10	132 N	LIU Brooklyn	1	5				
								88 A	Western Caro.	5	7	139 N	Massachusetts	8	0				
								88 A	Western Caro.	3	2	140 A	Chattanooga	0	9				
												140 A	Chattanooga	8	2				
												140 A	Chattanooga	9	10				
												144 H	ETSU	7	11				
												144 H	ETSU	8	0				
												144 H	ETSU	2	7				
												145 H	Iowa St.	5	0				
												145 H	Iowa St.	9	3				
												149 H	Central Mich.	0	8				
												149 H	Central Mich.	5	3				
												170 A	Georgia Tech	1	2				
												170 A	Georgia Tech	0	4				
												183 N	Maryland	5	6				
												192 N	Missouri St.	1	5				
												192 N	Missouri St.	2	6				
												197 N	Robert Morris	5	4				



RPI	S	Opponent	Score	
226	A	Florida A&M	15	7
226	A	Florida A&M	9	1
230	H	Seton Hall	8	1
230	H	Seton Hall	11	2
245	H	St. Bonaventure	7	3
245	H	St. Bonaventure	5	3
253	A	Alabama St.	16	5
253	A	Alabama St.	7	8
266	N	Austin Peay	10	2
271	H	Oakland	8	2
271	H	Oakland	5	2

M  
e  
r  
c  
e  
r

M  
e  
r  
c  
e  
r

Mercer



Average RPI Win:	189	WON-LOST RECORD	WINNING PCT. RANK	LAST 10 GAMES	STRENGTH OF SCHEDULE	OPP. STRENGTH OF SCHEDULE	TEAM RPI	ADJ RPI	CONF. RPI	ADJ CONF. RPI		
DIV. I ONLY		21-28-0	.42857	187	5-5-0	151	210	192	.47074	191	17	17
DIV. I NON-CONF.		15-14-0	.51724	136	1-0-0	155	238	143	.49336	145	19	19
<hr/>												
TOTALS	RPI 1-25	RPI 26-50		W-L RECORDS		RPI 51-100		RPI 101-150		RPI 150+		
21-28-0	0-0-0	0-0-0		OVERALL		2-8-0		6-10-0		13-10-0		
7-9-0	0-0-0	0-0-0		HOME		1-3-0		2-5-0		4-1-0		
5-11-0	0-0-0	0-0-0		AWAY		0-2-0		3-3-0		2-6-0		
9-8-0	0-0-0	0-0-0		NEUTRAL		1-3-0		1-2-0		7-3-0		
15-14-0	0-0-0	0-0-0		NON-CONFERENCE		2-5-0		3-4-0		10-5-0		
2-2-0	0-0-0	0-0-0		HOME		1-0-0		0-1-0		1-1-0		
4-4-0	0-0-0	0-0-		AWAY		0-2-0		2-1-0		2-1-0		
9-8-0	0-0-0	0-0-0		NEUTRAL		1-3-0		1-2-0		7-3-0		
6-14-0	0-0-0	0-0-0		CONFERENCE		0-3-0		3-6-0		3-5-0		
5-7-0	0-0-0	0-0-0		HOME		0-3-0		2-4-0		3-0-0		
1-7-0	0-0-0	0-0-0		AWAY		0-0-0		1-2-0		0-5-0		
0-0-0	0-0-0	0-0-0		NEUTRAL		0-0-0		0-0-0		0-0-0		
RPI	S	Opponent	Score	RPI	S	Opponent	Score	RPI	S	Opponent	Score	
						52 H Boston College	7 6	109 H Villanova			7 5	
						56 N Col. of Charleston	1 4	109 H Villanova			8 11	
						65 A Fordham	3 8	109 H Villanova			1 4	
						65 A Fordham	0 5	111 N Southern Ill.			0 10	
						73 H DePaul	1 9	114 H Harvard			2 8	
						73 H DePaul	6 8	119 H St. John's (NY)			0 1	
						73 H DePaul	6 12	119 H St. John's (NY)			0 4	
						86 N Pittsburgh	0 13	119 H St. John's (NY)			3 2	
						86 N Pittsburgh	4 11	122 A Stetson			6 2	
						99 N Ga. Southern	7 3	122 A Stetson			7 2	
								122 A Stetson			2 3	
								129 N Marist			2 3	
								137 A Butler			1 9	
								137 A Butler			3 5	
								137 A Butler			4 2	
								147 N North Florida			3 0	
								157 A Boston U.			2 10	
								176 A Creighton			3 11	
								176 A Creighton			12 14	
								181 A Stony Brook			2 0	
								184 N Western Mich.			11 0	
								199 N Penn			0 3	
								203 N Siena			2 6	
								209 N George Mason			11 0	
								221 H Fairfield			5 6	
								221 N Fairfield			4 2	
								224 H Brown			8 0	
LAST 10 GAMES												
						109 H Villanova	7 5	250 H Georgetown			8 4	
						109 H Villanova	1 4	52 H Boston College			7 6	
						109 H Villanova	8 11	230 A Seton Hall			4 10	
						250 H Georgetown	10 1	230 A Seton Hall			3 4	
						250 H Georgetown	5 2	230 A Seton Hall			5 6	

Non-Div. I Games:

Providence



RPI	S	Opponent	Score	
230	A	Seton Hall	3	4
230	A	Seton Hall	4	10
230	A	Seton Hall	5	6
244	N	Colgate	6	5
250	H	Georgetown	5	2
250	H	Georgetown	10	1
250	H	Georgetown	8	4
251	N	Detroit	7	1
256	N	Cornell	10	4
258	A	Bryant	7	0
273	N	Holy Cross	1	5
290	N	Saint Peter's	9	1

Providence

P  
r  
o  
v  
i  
d  
e  
n  
c  
e

P  
r  
o  
v  
i  
d  
e  
n  
c  
e



[illegible]

**Non-Div. I Games:**

Missouri St.



Missouri.

Missouri.

Missouri St.



Average RPI Win: 188		WON-LOST	WINNING	LAST 10	STRENGTH OF		OPP. STRENGTH	TEAM	ADJ	CONF.	ADJ CONF.
Average RPI Loss: 113		RECORD	PCT. RANK	GAMES	SCHEDULE		OF SCHEDULE	RPI	RPI	RPI	RPI
DIV. I ONLY		21-31-0	.40385	208	6-4-0		149	144	193	.46977	193
DIV. I NON-CONF.		8-16-0	.33333	222	0-1-0		156	143	211	.45363	212
TOTALS		RPI 1-25	RPI 26-50		W-L RECORDS		RPI 51-100		RPI 101-150		RPI 150+
21-31-0		0-3-0	0-6-0		OVERALL		2-6-0		4-7-0		15-9-0
12-9-0		0-1-0	0-3-0		HOME		1-2-0		0-0-0		11-3-0
7-14-0		0-2-0	0-0-0		AWAY		1-4-0		3-5-0		3-3-0
2-8-0		0-0-0	0-3-0		NEUTRAL		0-0-0		1-2-0		1-3-0
8-16-0		0-3-0	0-3-0		NON-CONFERENCE		0-2-0		1-4-0		7-4-0
5-1-0		0-1-0	0-0-0		HOME		0-0-0		0-0-0		5-0-0
1-7-0		0-2-0	0-0-		AWAY		0-2-0		0-2-0		1-1-0
2-8-0		0-0-0	0-3-0		NEUTRAL		0-0-0		1-2-0		1-3-0
13-15-0		0-0-0	0-3-0		CONFERENCE		2-4-0		3-3-0		8-5-0
7-8-0		0-0-0	0-3-0		HOME		1-2-0		0-0-0		6-3-0
6-7-0		0-0-0	0-0-0		AWAY		1-2-0		3-3-0		2-2-0
0-0-0		0-0-0	0-0-0		NEUTRAL		0-0-0		0-0-0		0-0-0
RPI S	Opponent	Score	RPI S	Opponent	Score	RPI S	Opponent	Score	RPI S	Opponent	Score
13 H	Baylor	4 13	33 H	McNeese St.	4 12	87 A	Houston	4 15	108 A	Abilene Christian	8 9
17 A	Texas A&M	4 18	33 H	McNeese St.	1 10	87 A	Houston	8 10	108 A	Abilene Christian	2 5
17 A	Texas A&M	0 8	33 H	McNeese St.	1 11	89 H	Northwestern St.	6 8	108 A	Abilene Christian	7 2
			46 N	Louisville	0 7	89 H	Northwestern St.	5 4	109 N	Villanova	1 9
			46 N	Louisville	1 6	89 H	Northwestern St.	4 13	142 N	East Carolina	5 6
			48 N	Illinois	7 13	90 A	Nicholls St.	3 5	146 A	SFA	9 2
						90 A	Nicholls St.	1 9	146 A	SFA	5 1
						90 A	Nicholls St.	2 0	146 A	SFA	0 2
									148 A	UTSA	0 1
									148 A	UTSA	3 10
									149 N	Central Mich.	1 0
									154 A	North Texas	5 4
									154 A	North Texas	2 5
									162 H	La.-Monroe	6 2
									162 H	La.-Monroe	3 2
									176 N	Creighton	7 3
									176 N	Creighton	1 2
									182 N	Iowa	0 8
									196 H	Southeastern La.	9 1
									196 H	Southeastern La.	2 1
									196 H	Southeastern La.	5 7
									210 H	Houston Baptist	2 3
									210 H	Houston Baptist	5 4
									210 H	Houston Baptist	6 16
									212 A	A&M-Corpus Christi	7 1
									212 A	A&M-Corpus Christi	0 1
									212 A	A&M-Corpus Christi	2 6
			LAST 10 GAMES								
			146 A	SFA	9 2	235 H	Incarnate Word	9 1			
			146 A	SFA	0 2	108 A	Abilene Christian	8 9			
			146 A	SFA	5 1	108 A	Abilene Christian	7 2			
			235 H	Incarnate Word	8 0	108 A	Abilene Christian	2 5			
			235 H	Incarnate Word	8 0	17 A	Texas A&M	4 18			

Non-Div. I Games:

Sam Houston St.



RPI	S	Opponent	Score	
212	A	A&M-Corpus Christi	8	0
230	N	Seton Hall	2	4
235	H	Incarnate Word	9	1
235	H	Incarnate Word	8	0
235	H	Incarnate Word	8	0
243	H	Texas Southern	7	0
291	H	Prairie View	5	4
291	H	Prairie View	6	2

Sam Houston St.

S  
a  
m  
H  
o  
u  
s  
t  
o  
n  
S  
t  
.

S  
a  
m  
H  
o  
u  
s  
t  
o  
n  
S  
t  
.



Average RPI Win:		228	WON-LOST	WINNING	LAST 10	STRENGTH OF		OPP. STRENGTH	TEAM	ADJ	CONF.	ADJ CONF.
Average RPI Loss:		128	RECORD	PCT. RANK	GAMES	SCHEDULE		OF SCHEDULE	RPI	RPI	RPI	RPI
DIV. I ONLY		22-26-0	.45833	174	8-2-0	158		229	186	.46947	194	24
DIV. I NON-CONF.		7-19-0	.26923	250	0-0-0	123		198	219	.43911	223	26
TOTALS		RPI 1-25	RPI 26-50		W-L RECORDS		RPI 51-100		RPI 101-150		RPI 150+	
22-26-0		0-2-0	0-3-0		OVERALL		0-5-0		2-7-0		20-9-0	
9-4-0		0-0-0	0-0-0		HOME		0-0-0		1-3-0		8-1-0	
11-11-0		0-0-0	0-1-0		AWAY		0-0-0		1-1-0		10-0-0	
2-11-0		0-2-0	0-1-0		NEUTRAL		0-1-0		0-1-0		2-6-0	
7-19-0		0-2-0	0-3-0		NON-CONFERENCE		0-5-0		0-3-0		7-6-0	
3-0-0		0-0-0	0-0-0		HOME		0-0-0		0-0-0		3-0-0	
2-8-0		0-0-0	0-0-		AWAY		0-4-0		0-2-0		2-0-0	
2-11-0		0-2-0	0-1-0		NEUTRAL		0-1-0		0-1-0		2-6-0	
15-7-0		0-0-0	0-0-0		CONFERENCE		0-0-0		2-4-0		13-3-0	
6-4-0		0-0-0	0-0-0		HOME		0-0-0		1-3-0		5-1-0	
9-3-0		0-0-0	0-0-0		AWAY		0-0-0		1-1-0		8-2-0	
0-0-0		0-0-0	0-0-0		NEUTRAL		0-0-0		0-0-0		0-0-0	
RPI S	Opponent	Score	RPI S	Opponent	Score	RPI S	Opponent	Score	RPI S	Opponent	Score	
14 N	UCLA	1 13	28 A	Cal St. Fullerton	0 5	58 N	San Diego St.	3 9	114 A	Harvard	1 7	
18 N	Fresno St.	7 8	28 N	Cal St. Fullerton	0 4	66 A	Lehigh	0 1	114 A	Harvard	2 1	
			36 A	Long Beach St.	4 5	66 A	Lehigh	4 7	114 H	Harvard	2 0	
						81 A	UT Arlington	1 9	114 H	Harvard	0 1	
						81 A	UT Arlington	2 3	117 N	Colorado St.	1 3	
									118 A	Loyola Marymount	4 5	
									118 A	Loyola Marymount	1 8	
									136 H	Dartmouth	4 5	
									136 H	Dartmouth	9 12	
									156 N	St. Mary's (CA)	1 5	
									180 H	Monmouth	4 3	
									199 H	Penn	10 4	
									199 H	Penn	5 4	
									199 H	Penn	7 6	
									199 H	Penn	0 4	
									217 A	Yale	6 5	
									217 A	Yale	5 4	
									223 N	Buffalo	2 3	
									224 A	Brown	1 9	
									224 A	Brown	3 1	
									229 N	Quinnipiac	2 3	
									229 N	Quinnipiac	1 3	
									233 N	Seattle	3 4	
									244 H	Colgate	7 4	
									244 H	Colgate	9 6	
									248 N	South Dakota St.	6 7	
									248 N	South Dakota St.	2 0	
LAST 10 GAMES			114 A	Harvard	1 7	256 A	Cornell	10 1	233 N	Seattle	3 4	
			114 A	Harvard	2 1	261 A	Columbia	8 2	244 H	Colgate	7 4	
			256 H	Cornell	12 2	261 A	Columbia	8 1	244 H	Colgate	9 6	
			256 H	Cornell	4 3	261 A	Columbia	6 3	248 N	South Dakota St.	6 7	
			256 A	Cornell	4 2	261 A	Columbia	1 4	248 N	South Dakota St.	2 0	

Non-Div. I Games:

Princeton



RPI	S	Opponent	Score	
248	N	South Dakota St.	4	2
256	A	Cornell	4	2
256	A	Cornell	10	1
256	H	Cornell	12	2
256	H	Cornell	4	3
261	A	Columbia	8	2
261	A	Columbia	8	1
261	A	Columbia	1	4
261	A	Columbia	6	3
272	A	Hampton	12	1
286	A	Rider	7	2

Princeton

P  
r  
i  
n  
c  
e  
t  
o  
n

P  
r  
i  
n  
c  
e  
t  
o  
n







Delaware.

Delaware.

Delaware St.



Average RPI Win:	233	WON-LOST RECORD	WINNING PCT. RANK	LAST 10 GAMES	STRENGTH OF SCHEDULE	OPP. STRENGTH OF SCHEDULE	TEAM RPI	ADJ RPI	CONF. RPI	ADJ CONF. RPI		
DIV. I ONLY		23-32-0	.41818	198	2-8-0	175	172	198	.46715	196	14	14
DIV. I NON-CONF.		17-11-0	.60714	80	1-0-0	269	224	171	.48105	170	15	15
<hr/>												
TOTALS	RPI 1-25	RPI 26-50		W-L RECORDS		RPI 51-100		RPI 101-150		RPI 150+		
23-32-0	0-2-0	0-5-0		OVERALL		1-17-0		3-5-0		19-3-0		
15-18-0	0-1-0	0-1-0		HOME		0-10-0		2-5-0		13-1-0		
5-12-0	0-0-0	0-4-0		AWAY		1-6-0		0-0-0		4-2-0		
3-2-0	0-1-0	0-0-0		NEUTRAL		0-1-0		1-0-0		2-0-0		
17-11-0	0-2-0	0-2-0		NON-CONFERENCE		0-6-0		2-0-0		15-1-0		
14-7-0	0-1-0	0-1-0		HOME		0-4-0		1-0-0		13-1-0		
0-2-0	0-0-0	0-0-		AWAY		0-1-0		0-0-0		0-0-0		
3-2-0	0-1-0	0-0-0		NEUTRAL		0-1-0		1-0-0		2-0-0		
6-21-0	0-0-0	0-3-0		CONFERENCE		1-11-0		1-5-0		4-2-0		
1-11-0	0-0-0	0-0-0		HOME		0-6-0		1-5-0		0-0-0		
5-10-0	0-0-0	0-3-0		AWAY		1-5-0		0-0-0		4-2-0		
0-0-0	0-0-0	0-0-0		NEUTRAL		0-0-0		0-0-0		0-0-0		
RPI S	Opponent	Score	RPI S	Opponent	Score	RPI S	Opponent	Score	RPI S	Opponent	Score	
13 N	Baylor	0 12	33 A	McNeese St.	1 3	78 A	Southern Miss.	2 8	108 H	Abilene Christian	5 6	
15 H	LSU	1 9	33 A	McNeese St.	3 10	78 N	Southern Miss.	8 9	108 H	Abilene Christian	2 13	
			33 A	McNeese St.	1 9	80 H	Central Ark.	0 1	108 H	Abilene Christian	3 7	
			38 A	Mississippi St.	2 10	80 H	Central Ark.	1 6	111 H	Southern Ill.	5 4	
			38 H	Mississippi St.	0 8	80 H	Central Ark.	2 3	143 N	Memphis	10 7	
						81 H	UT Arlington	1 3	146 H	SFA	2 4	
						81 H	UT Arlington	3 8	146 H	SFA	7 9	
						81 H	UT Arlington	0 5	146 H	SFA	1 0	
						89 A	Northwestern St.	5 6	165 H	UT Martin	1 9	
						89 A	Northwestern St.	6 2	193 A	Sam Houston St.	1 2	
						89 A	Northwestern St.	4 5	193 A	Sam Houston St.	1 9	
						90 H	Nicholls St.	3 7	193 A	Sam Houston St.	7 5	
						90 H	Nicholls St.	1 2	223 H	Buffalo	8 4	
						90 H	Nicholls St.	1 6	231 H	Southeast Mo. St.	7 1	
						92 H	Louisiana Tech	1 4	231 H	Southeast Mo. St.	4 3	
						100 A	Lamar	3 6	235 A	Incarnate Word	2 0	
						100 A	Lamar	0 4	235 A	Incarnate Word	4 2	
						100 A	Lamar	6 10	235 A	Incarnate Word	2 0	
									255 H	Alcorn	9 1	
									255 H	Alcorn	6 5	
									263 H	Mississippi Val.	6 3	
									269 H	Tennessee St.	5 1	
									269 H	Tennessee St.	8 0	
									278 N	Jackson St.	9 3	
									280 N	IPFW	4 2	
									284 H	Alabama A&M	10 1	
									284 H	Alabama A&M	9 1	
<hr/>												
LAST 10 GAMES												
						90 H	Nicholls St.	1 2	269 H	Tennessee St.	8 0	
						33 A	McNeese St.	1 9	278 N	Jackson St.	9 3	
						33 A	McNeese St.	3 10	280 N	IPFW	4 2	
						33 A	McNeese St.	1 3	284 H	Alabama A&M	10 1	
						293 H	Southern U.	10 1	284 H	Alabama A&M	9 1	

**Non-Div. I Games:**

Southeastern La.



RPI	S	Opponent	Score	
284	H	Alabama A&M	9	7
284	H	Alabama A&M	10	5
293	H	Southern U.	10	1

Southeastern La.

S  
o  
u  
t  
h  
e  
a  
s  
t  
e  
r  
n  
L  
a  
.

S  
o  
u  
t  
h  
e  
a  
s  
t  
e  
r  
n  
L  
a  
.



Average RPI Win:	189	WON-LOST RECORD	WINNING PCT. RANK	LAST 10 GAMES	STRENGTH OF SCHEDULE	OPP. STRENGTH OF SCHEDULE	TEAM RPI	ADJ RPI	CONF. RPI	ADJ CONF. RPI	
DIV. I ONLY		20-31-0	.39216 213	7-3-0	138	227	203	.46618 197	30	29	
DIV. I NON-CONF.		10-25-0	.28571 235	0-0-0	61	184	193	.47018 188	29	29	
<hr/>											
TOTALS	RPI 1-25	RPI 26-50		W-L RECORDS	RPI 51-100		RPI 101-150		RPI 150+		
20-31-0	2-3-0	0-2-0		OVERALL	3-3-0		2-10-0		13-13-0		
9-3-0	0-0-0	0-0-0		HOME	2-0-0		1-1-0		6-2-0		
6-15-0	1-2-0	0-0-0		AWAY	1-1-0		0-4-0		4-8-0		
5-13-0	1-1-0	0-2-0		NEUTRAL	0-2-0		1-5-0		3-3-0		
<hr/>											
10-25-0	2-3-0	0-2-0		NON-CONFERENCE	3-3-0		1-7-0		4-10-0		
3-1-0	0-0-0	0-0-0		HOME	2-0-0		0-0-0		1-1-0		
2-11-0	1-2-0	0-0-		AWAY	1-1-0		0-2-0		0-6-0		
5-13-0	1-1-0	0-2-0		NEUTRAL	0-2-0		1-5-0		3-3-0		
<hr/>											
10-6-0	0-0-0	0-0-0		CONFERENCE	0-0-0		1-3-0		9-3-0		
6-2-0	0-0-0	0-0-0		HOME	0-0-0		1-1-0		5-1-0		
4-4-0	0-0-0	0-0-0		AWAY	0-0-0		0-2-0		4-2-0		
0-0-0	0-0-0	0-0-0		NEUTRAL	0-0-0		0-0-0		0-0-0		
<hr/>											
RPI S	Opponent	Score		RPI S	Opponent	Score		RPI S	Opponent	Score	
5 A	James Madison	0	8	30 N	Utah	0	9	59 H	Kent St.	14	11
22 N	Minnesota	4	1	49 N	BYU	2	7	59 H	Kent St.	3	2
23 A	Fla. Atlantic	0	7					75 A	Penn St.	5	8
23 A	Fla. Atlantic	2	1					75 A	Penn St.	3	1
25 N	Oregon St.	1	8					82 N	Northern Ill.	0	9
								82 N	Northern Ill.	0	8

Non-Div. I Games:

Robert Morris



RPI	S	Opponent	Score	
257	A	Mt. St. Mary's	1	4
258	H	Bryant	4	3
258	H	Bryant	1	0
259	A	Wagner	6	5
259	A	Wagner	6	5
261	N	Columbia	1	9
277	N	Niagara	7	5
282	H	Fairleigh Dickinson	4	0
282	H	Fairleigh Dickinson	3	0
283	A	Sacred Heart	1	3
283	A	Sacred Heart	3	1

Robert Morris

R  
o  
b  
e  
r  
t  
M  
o  
r  
r  
i  
s

R  
o  
b  
e  
r  
t  
M  
o  
r  
r  
i  
s



[illegible]

**Non-Div. I Games:**

## Manhattan



RPI	S	Opponent	Score	
261	A	Columbia	0	3
265	N	UMass Lowell	0	9
272	A	Hampton	12	4
272	A	Hampton	10	7
275	N	N.C. A&T	7	6
276	H	Hartford	5	4
276	H	Hartford	9	2
277	H	Niagara	3	5
277	H	Niagara	4	1
282	H	Fairleigh Dickinson	7	3
282	N	Fairleigh Dickinson	11	2
283	H	Sacred Heart	3	2
283	H	Sacred Heart	0	1
286	A	Rider	3	6
286	A	Rider	9	1
287	N	Howard	6	0
290	A	Saint Peter's	11	0
290	A	Saint Peter's	8	3

Manhattan

M  
a  
n  
h  
a  
t  
t  
a  
n

M  
a  
n  
h  
a  
t  
t  
a  
n



Average RPI Win:	225	WON-LOST	WINNING	LAST 10	STRENGTH OF	OPP. STRENGTH	TEAM	ADJ	CONF.	ADJ CONF.					
Average RPI Loss:	156	RECORD	PCT. RANK	GAMES	SCHEDULE	OF SCHEDULE	RPI	RPI	RPI	RPI					
DIV. I ONLY		23-21-0	.52273	132	8-2-0	247	234	199	.4636	199	24	24			
DIV. I NON-CONF.		14-10-0	.58333	92	2-0-0	219	231	138	.49367	144	26	26			
<hr/>															
TOTALS	RPI 1-25	RPI 26-50		W-L RECORDS		RPI 51-100		RPI 101-150		RPI 150+					
23-21-0	0-0-0	0-2-0		OVERALL		0-2-0		4-7-0		19-10-0					
14-7-0	0-0-0	0-0-0		HOME		0-2-0		3-1-0		11-4-0					
4-9-0	0-0-0	0-0-0		AWAY		0-0-0		0-5-0		4-4-0					
5-5-0	0-0-0	0-2-0		NEUTRAL		0-0-0		1-1-0		4-2-0					
14-10-0	0-0-0	0-2-0		NON-CONFERENCE		0-2-0		4-3-0		10-3-0					
7-4-0	0-0-0	0-0-0		HOME		0-2-0		3-1-0		4-1-0					
2-1-0	0-0-0	0-0-		AWAY		0-0-0		0-1-0		2-0-0					
5-5-0	0-0-0	0-2-0		NEUTRAL		0-0-0		1-1-0		4-2-0					
9-11-0	0-0-0	0-0-0		CONFERENCE		0-0-0		0-4-0		9-7-0					
7-3-0	0-0-0	0-0-0		HOME		0-0-0		0-0-0		7-3-0					
2-8-0	0-0-0	0-0-0		AWAY		0-0-0		0-4-0		2-4-0					
0-0-0	0-0-0	0-0-0		NEUTRAL		0-0-0		0-0-0		0-0-0					
RPI	S	Opponent	Score	RPI	S	Opponent	Score	RPI	S	Opponent	Score				
				44	N	Texas St.	1 9	66	H	Lehigh	0 4				
				48	N	Illinois	0 8	66	H	Lehigh	3 6				
										109	A	Villanova	0 10		
										114	A	Harvard	2 10		
										114	A	Harvard	10 11		
										115	H	Army West Point	0 13		
										115	H	Army West Point	8 4		
										133	H	Saint Joseph's	7 0		
										133	H	Saint Joseph's	4 1		
										136	A	Dartmouth	1 4		
										136	A	Dartmouth	1 12		
										137	N	Butler	2 10		
										147	N	North Florida	3 2		
										161	N	Maine	9 10		
										161	N	Maine	3 0		
										191	N	Providence	3 0		
										194	A	Princeton	6 7		
										194	A	Princeton	4 10		
										194	A	Princeton	4 5		
										194	A	Princeton	4 0		
										217	H	Yale	6 5		
										217	H	Yale	0 9		
										224	H	Brown	1 5		
										224	H	Brown	2 0		
				LAST 10 GAMES						224	H	Brown	2 0		
				261	A	Columbia	3 4	256	H	Cornell	5 3	236	H	La Salle	3 5
				261	A	Columbia	9 2	256	H	Cornell	6 0	236	H	La Salle	5 2
				261	H	Columbia	0 6	256	H	Cornell	14 6	237	H	Drexel	4 2
				261	H	Columbia	4 1	133	H	Saint Joseph's	7 0	245	N	St. Bonaventure	1 5
				256	H	Cornell	3 1	133	H	Saint Joseph's	4 1	251	N	Detroit	4 2

Non-Div. I Games:

Penn



RPI	S	Opponent	Score	
256	H	Cornell	3	1
256	H	Cornell	6	0
256	H	Cornell	14	6
256	H	Cornell	5	3
261	A	Columbia	9	2
261	A	Columbia	3	4
261	H	Columbia	4	1
261	H	Columbia	0	6
267	N	Northern Ky.	10	1
274	H	Lafayette	4	0
274	H	Lafayette	2	1
286	A	Rider	12	4
286	A	Rider	5	0

P  
e  
n  
n

P  
e  
n  
n

Penn



Average RPI Win:		166	WON-LOST RECORD		WINNING PCT. RANK		LAST 10 GAMES		STRENGTH OF SCHEDULE		OPP. STRENGTH OF SCHEDULE		TEAM RPI		ADJ RPI		CONF. RPI		ADJ CONF. RPI				
Average RPI Loss:		121																					
DIV. I ONLY			16-35-0		.31373 248		3-7-0		81		161		201		.46343 200		15		15				
DIV. I NON-CONF.			7-20-0		.25926 255		1-1-0		42		170		197		.46403 197		14		14				
TOTALS		RPI 1-25		RPI 26-50		W-L RECORDS		RPI 51-100		RPI 101-150		RPI 150+											
16-35-0		0-1-0		0-5-0		OVERALL		2-5-0		3-11-0		11-13-0											
5-9-0		0-0-0		0-2-0		HOME		0-0-0		1-3-0		4-4-0											
5-12-0		0-1-0		0-2-0		AWAY		2-1-0		2-5-0		1-3-0											
6-14-0		0-0-0		0-1-0		NEUTRAL		0-4-0		0-3-0		6-6-0											
7-20-0		0-1-0		0-3-0		NON-CONFERENCE		0-5-0		1-5-0		6-6-0											
1-0-0		0-0-0		0-0-0		HOME		0-0-0		1-0-0		0-0-0											
0-6-0		0-1-0		0-0-		AWAY		0-1-0		0-2-0		0-0-0											
6-14-0		0-0-0		0-1-0		NEUTRAL		0-4-0		0-3-0		6-6-0											
9-15-0		0-0-0		0-2-0		CONFERENCE		2-0-0		2-6-0		5-7-0											
4-9-0		0-0-0		0-2-0		HOME		0-0-0		0-3-0		4-4-0											
5-6-0		0-0-0		0-0-0		AWAY		2-0-0		2-3-0		1-3-0											
0-0-0		0-0-0		0-0-0		NEUTRAL		0-0-0		0-0-0		0-0-0											
RPI	S	Opponent		Score		RPI	S	Opponent		Score		RPI	S	Opponent		Score		RPI	S	Opponent		Score	
8	A	Auburn		0 21		30	N	Utah		0 6		52	N	Boston College		0 4		101	N	FGCU		1 5	
						31	A	UCF		2 10		66	N	Lehigh		7 10		111	A	Southern Ill.		2 1	
						48	A	Illinois		0 9		66	N	Lehigh		5 6		111	A	Southern Ill.		3 0	
						50	H	Wichita St.		2 3		71	N	Troy		9 10		111	A	Southern Ill.		0 8	
						50	H	Wichita St.		2 7		74	A	UNI		11 2		112	N	Furman		7 17	
												74	A	UNI		11 7		113	A	Lipscomb		9 12	
												76	A	Indiana		5 12		119	N	St. John's (NY)		4 8	
																		121	A	Illinois St.		0 8	
																		121	A	Illinois St.		5 8	
																		123	H	Drake		0 9	
																		123	H	Drake		0 12	
																		123	H	Drake		6 15	
																		137	H	Butler		8 0	
																		145	A	Iowa St.		2 3	
																		155	H	Evansville		5 6	
																		155	H	Evansville		2 11	
																		155	H	Evansville		6 0	
																		160	N	Ill.-Chicago		3 4	
																		160	N	Ill.-Chicago		3 2	
																		163	N	Bucknell		2 1	
																		163	N	Bucknell		2 3	
																		166	N	Albany (NY)		2 0	
																		166	N	Albany (NY)		2 6	
																		166	N	Albany (NY)		2 12	
																		169	N	Youngstown St.		2 12	
																		182	N	Iowa		3 2	
																		192	A	Missouri St.		5 3	
LAST 10 GAMES																							
						192	A	Missouri St.		5 3		50	H	Wichita St.		2 3		166	N	Albany (NY)		2 6	
						192	A	Missouri St.		0 1		50	H	Wichita St.		2 7		166	N	Albany (NY)		2 12	
						192	A	Missouri St.		1 5		215	A	Loyola Chicago		0 1		169	N	Youngstown St.		2 12	
						137	H	Butler		8 0		155	H	Evansville		5 6		182	N	Iowa		3 2	
						48	A	Illinois		0 9		155	H	Evansville		6 0		192	A	Missouri St.		5 3	

Non-Div. I Games:

Indiana St.



RPI	S	Opponent	Score	
192	A	Missouri St.	1	5
192	A	Missouri St.	0	1
201	H	Bradley	14	13
201	H	Bradley	4	16
201	H	Bradley	4	12
214	N	Western Ill.	7	1
215	A	Loyola Chicago	0	1
215	H	Loyola Chicago	7	2
215	H	Loyola Chicago	14	0
246	N	IUPUI	5	6
286	N	Rider	6	1

Indiana St.

I  
n  
d  
i  
a  
n  
a  
S  
t  
.

I  
n  
d  
i  
a  
n  
a  
S  
t  
.



Average RPI Win: 171		WON-LOST RECORD		WINNING PCT. RANK		LAST 10 GAMES		STRENGTH OF SCHEDULE		OPP. STRENGTH OF SCHEDULE		TEAM RPI		ADJ RPI		CONF. RPI		ADJ CONF. RPI	
DIV. I ONLY		18-29-0		.38298 219		4-6-0		163		114		200		.46315 201		15		15	
DIV. I NON-CONF.		6-15-0		.28571 235		0-0-0		188		90		230		.43619 226		14		14	
TOTALS		RPI 1-25		RPI 26-50		W-L RECORDS		RPI 51-100		RPI 101-150		RPI 150+							
18-29-0		0-2-0		0-3-0		OVERALL		2-4-0		3-10-0		13-10-0							
8-7-0		0-0-0		0-0-0		HOME		1-2-0		1-3-0		6-2-0							
6-14-0		0-2-0		0-2-0		AWAY		0-0-0		2-5-0		4-5-0							
4-8-0		0-0-0		0-1-0		NEUTRAL		1-2-0		0-2-0		3-3-0							
6-15-0		0-2-0		0-1-0		NON-CONFERENCE		1-2-0		1-3-0		4-7-0							
1-1-0		0-0-0		0-0-0		HOME		0-0-0		0-0-0		1-1-0							
1-6-0		0-2-0		0-0-		AWAY		0-0-0		1-1-0		0-3-0							
4-8-0		0-0-0		0-1-0		NEUTRAL		1-2-0		0-2-0		3-3-0							
12-14-0		0-0-0		0-2-0		CONFERENCE		1-2-0		2-7-0		9-3-0							
7-6-0		0-0-0		0-0-0		HOME		1-2-0		1-3-0		5-1-0							
5-8-0		0-0-0		0-2-0		AWAY		0-0-0		1-4-0		4-2-0							
0-0-0		0-0-0		0-0-0		NEUTRAL		0-0-0		0-0-0		0-0-0							
RPI S	Opponent	Score		RPI S	Opponent	Score		RPI S	Opponent	Score		RPI S	Opponent	Score					
7 A	Florida St.	0	9	45 N	Northwestern	4	8	67 N	Hofstra	2	3	104 N	Nevada	6	7				
7 A	Florida St.	0	14	50 A	Wichita St.	7	8	67 N	Hofstra	4	7	110 N	Rutgers	5	9				
				50 A	Wichita St.	10	11	68 N	UAB	9	4	111 H	Southern Ill.	3	5				
								74 H	UNI	6	16	111 H	Southern Ill.	1	6				
								74 H	UNI	6	1	111 H	Southern Ill.	3	6				
								74 H	UNI	0	9	121 A	Illinois St.	3	11				
												121 A	Illinois St.	4	1				
												121 H	Illinois St.	5	3				
												123 A	Drake	4	10				
												123 A	Drake	6	8				
												123 A	Drake	3	11				
												124 A	Kennesaw St.	0	1				
												124 A	Kennesaw St.	6	1				
												155 H	Evansville	2	11				
												155 H	Evansville	5	4				
												155 H	Evansville	13	9				
												159 H	SIUE	7	2				
												168 N	Utah St.	2	6				
												173 H	Eastern Ill.	2	3				
												177 A	Tennessee Tech	0	5				
												177 A	Tennessee Tech	4	5				
												192 A	Missouri St.	7	5				
												192 A	Missouri St.	1	0				
												192 A	Missouri St.	0	5				
												200 A	Indiana St.	13	14				
												200 A	Indiana St.	16	4				
												200 A	Indiana St.	12	4				
LAST 10 GAMES				123 A Drake				3	11	215 H Loyola Chicago				1	0	192 A Missouri St.		1	0
				123 A Drake				6	8	121 A Illinois St.				3	11	192 A Missouri St.		0	5
				123 A Drake				4	10	121 A Illinois St.				4	1	200 A Indiana St.		13	14
				215 H Loyola Chicago				3	1	111 H Southern Ill.				3	6	200 A Indiana St.		16	4
				215 H Loyola Chicago				3	2	111 H Southern Ill.				1	6	200 A Indiana St.		12	4

Non-Div. I Games:

Bradley



RPI	S	Opponent	Score	
208	N	Morehead St.	10	11
215	H	Loyola Chicago	1	0
215	H	Loyola Chicago	3	2
215	H	Loyola Chicago	3	1
220	N	Boise St.	7	6
220	N	Boise St.	4	2
233	A	Seattle	4	5
233	N	Seattle	0	9
240	N	Bowling Green	9	8

Bradley

B  
r  
a  
d  
l  
e  
y

B  
r  
a  
d  
l  
e  
y



Average RPI Win: 169		WON-LOST	WINNING	LAST 10	STRENGTH OF		OPP. STRENGTH	TEAM	ADJ		CONF.	ADJ CONF.
Average RPI Loss: 105		RECORD	PCT. RANK	GAMES	SCHEDULE		OF SCHEDULE	RPI	RPI		RPI	RPI
DIV. I ONLY		15-32-0	.31915	244	1-9-0		103	109	202		9	9
DIV. I NON-CONF.		11-18-0	.37931	204	0-2-0		168	154	203		8	8
TOTALS		RPI 1-25	RPI 26-50		W-L RECORDS		RPI 51-100		RPI 101-150		RPI 150+	
15-32-0		0-3-0	1-8-0		OVERALL		2-3-0		4-10-0		8-8-0	
13-14-0		0-0-0	1-2-0		HOME		0-0-0		4-9-0		8-3-0	
1-11-0		0-1-0	0-5-0		AWAY		1-2-0		0-0-0		0-3-0	
1-7-0		0-2-0	0-1-0		NEUTRAL		1-1-0		0-1-0		0-2-0	
11-18-0		0-3-0	0-3-0		NON-CONFERENCE		1-1-0		2-3-0		8-8-0	
10-5-0		0-0-0	0-0-0		HOME		0-0-0		2-2-0		8-3-0	
0-6-0		0-1-0	0-0-		AWAY		0-0-0		0-0-0		0-3-0	
1-7-0		0-2-0	0-1-0		NEUTRAL		1-1-0		0-1-0		0-2-0	
4-14-0		0-0-0	1-5-0		CONFERENCE		1-2-0		2-7-0		0-0-0	
3-9-0		0-0-0	1-2-0		HOME		0-0-0		2-7-0		0-0-0	
1-5-0		0-0-0	0-3-0		AWAY		1-2-0		0-0-0		0-0-0	
0-0-0		0-0-0	0-0-0		NEUTRAL		0-0-0		0-0-0		0-0-0	
RPI S	Opponent	Score	RPI S	Opponent	Score	RPI S	Opponent	Score	RPI S	Opponent	Score	
7 N	Florida St.	3 17	28 A	Cal St. Fullerton	1 6	84 N	Syracuse	0 1	104 N	Nevada	7 8	
14 A	UCLA	1 9	28 A	Cal St. Fullerton	1 5	85 N	Weber St.	9 8	106 H	UC Riverside	0 3	
25 N	Oregon St.	2 11	28 A	Cal St. Fullerton	2 8	95 A	Cal Poly	1 5	106 H	UC Riverside	2 7	
			30 N	Utah	0 11	95 A	Cal Poly	1 0	106 H	UC Riverside	2 4	
			36 H	Long Beach St.	5 7	95 A	Cal Poly	0 6	125 H	Hawaii	1 4	
			36 H	Long Beach St.	0 3				125 H	Hawaii	1 0	
			36 H	Long Beach St.	4 1				125 H	Hawaii	3 0	
			37 A	California	0 4				128 H	New Mexico	3 4	
			37 A	California	4 5				130 H	UC Santa Barbara	2 7	
									130 H	UC Santa Barbara	4 6	
									130 H	UC Santa Barbara	4 5	
									136 H	Dartmouth	0 2	
									136 H	Dartmouth	6 1	
									145 H	Iowa St.	6 4	
									164 A	UNLV	2 3	
									175 A	Sacramento St.	2 5	
									175 H	Sacramento St.	1 0	
									179 N	Charleston So.	4 5	
									181 H	Stony Brook	5 0	
									185 H	Idaho St.	2 1	
									187 A	Pacific	0 9	
									187 H	Pacific	3 7	
									189 H	Montana	3 4	
									241 H	South Dakota	11 1	
									241 H	South Dakota	11 10	
									242 H	CSU Bakersfield	2 4	
									242 H	CSU Bakersfield	6 1	
LAST 10 GAMES			130 H	UC Santa Barbara	4 6	95 A	Cal Poly	0 6				
			130 H	UC Santa Barbara	2 7	37 A	California	0 4				
			130 H	UC Santa Barbara	4 5	37 A	California	4 5				
			95 A	Cal Poly	1 0	106 H	UC Riverside	2 4				
			95 A	Cal Poly	1 5	106 H	UC Riverside	2 7				

Non-Div. I Games:

UC Davis



RPI	S	Opponent	Score	
242	N	CSU Bakersfield	2	4
260	H	Iona	7	2
270	H	Santa Clara	3	0

UC Davis

U  
C  
D  
a  
v  
i  
s

U  
C  
D  
a  
v  
i  
s



S  
i  
e  
n  
a

Tie, Loss, Non-Conf, S Site, H Home, A Away, N Neutral Page 329



RPI	S	Opponent	Score	
260	A	Iona	3	8
260	A	Iona	3	5
265	N	UMass Lowell	1	0
273	H	Holy Cross	8	5
273	H	Holy Cross	5	2
276	A	Hartford	7	0
276	A	Hartford	3	1
277	H	Niagara	9	5
277	H	Niagara	5	3
282	H	Fairleigh Dickinson	7	2
282	H	Fairleigh Dickinson	13	3
283	N	Sacred Heart	7	2
286	A	Rider	3	1
286	A	Rider	7	5
290	H	Saint Peter's	7	0
290	H	Saint Peter's	8	1

Siena

S  
i  
e  
n  
a

S  
i  
e  
n  
a



Average RPI Win: 208		WON-LOST RECORD		WINNING PCT. RANK		LAST 10 GAMES		STRENGTH OF SCHEDULE		OPP. STRENGTH OF SCHEDULE		TEAM RPI		ADJ RPI		CONF. RPI		ADJ CONF. RPI					
DIV. I ONLY		23-31-0		.42593		190		0-10-0		203		167		204		.46004		204		12		12	
DIV. I NON-CONF.		17-13-0		.56667		102		0-1-0		258		267		186		.47107		185		10		11	
TOTALS		RPI 1-25		RPI 26-50		W-L RECORDS		RPI 51-100		RPI 101-150		RPI 150+											
23-31-0		0-3-0		0-1-0		OVERALL		3-11-0		4-8-0		16-8-0											
5-10-0		0-3-0		0-0-0		HOME		2-4-0		0-0-0		3-3-0											
11-13-0		0-0-0		0-1-0		AWAY		0-5-0		3-5-0		8-2-0											
7-8-0		0-0-0		0-0-0		NEUTRAL		1-2-0		1-3-0		5-3-0											
17-13-0		0-0-0		0-1-0		NON-CONFERENCE		1-4-0		2-4-0		14-4-0											
2-1-0		0-0-0		0-0-0		HOME		0-0-0		0-0-0		2-1-0											
8-4-0		0-0-0		0-0-		AWAY		0-2-0		1-1-0		7-0-0											
7-8-0		0-0-0		0-0-0		NEUTRAL		1-2-0		1-3-0		5-3-0											
6-18-0		0-3-0		0-0-0		CONFERENCE		2-7-0		2-4-0		2-4-0											
3-9-0		0-3-0		0-0-0		HOME		2-4-0		0-0-0		1-2-0											
3-9-0		0-0-0		0-0-0		AWAY		0-3-0		2-4-0		1-2-0											
0-0-0		0-0-0		0-0-0		NEUTRAL		0-0-0		0-0-0		0-0-0											
RPI	S	Opponent		Score		RPI	S	Opponent		Score		RPI	S	Opponent		Score							
23	H	Fla. Atlantic		1 3		31	A	UCF		0 2		59	N	Kent St.		3 4							
23	H	Fla. Atlantic		0 7								78	H	Southern Miss.		6 5							
23	H	Fla. Atlantic		0 9								78	H	Southern Miss.		3 2							
												78	H	Southern Miss.		6 12							
												80	A	Central Ark.		2 10							
												80	A	Central Ark.		5 7							
												90	N	Nicholls St.		7 1							
												90	N	Nicholls St.		2 7							
												93	A	Marshall		0 6							
												93	A	Marshall		2 9							
												93	A	Marshall		0 8							
												94	H	Charlotte		1 5							
												94	H	Charlotte		3 8							
												94	H	Charlotte		5 9							

Non-Div. I Games:

Middle Tenn.



Middle Tenn.

Mid  
dle  
Ten  
n.

Middle Tenn.



Average RPI Win: 201		WON-LOST	WINNING	LAST 10	STRENGTH OF		OPP. STRENGTH	TEAM	ADJ	CONF.	ADJ CONF.
Average RPI Loss: 135		RECORD	PCT. RANK	GAMES	SCHEDULE		OF SCHEDULE	RPI	RPI	RPI	RPI
DIV. I ONLY		23-29-0	.44231	181	5-5-0		223	174	209	.45977	205
DIV. I NON-CONF.		10-15-0	.4	196	1-0-0		159	112	189	.47343	178
TOTALS		RPI 1-25	RPI 26-50		W-L RECORDS		RPI 51-100		RPI 101-150		RPI 150+
23-29-0	0-2-0	0-0-0		OVERALL		1-10-0		2-4-0		20-13-0	
9-9-0	0-0-0	0-0-0		HOME		0-2-0		0-1-0		9-6-0	
7-16-0	0-2-0	0-0-0		AWAY		1-6-0		1-3-0		5-5-0	
7-4-0	0-0-0	0-0-0		NEUTRAL		0-2-0		1-0-0		6-2-0	
10-15-0	0-2-0	0-0-0		NON-CONFERENCE		1-6-0		2-4-0		7-3-0	
2-2-0	0-0-0	0-0-0		HOME		0-0-0		0-1-0		2-1-0	
2-9-0	0-2-0	0-0-0		AWAY		1-4-0		1-3-0		0-0-0	
6-4-0	0-0-0	0-0-0		NEUTRAL		0-2-0		1-0-0		5-2-0	
13-14-0	0-0-0	0-0-0		CONFERENCE		0-4-0		0-0-0		13-10-0	
7-7-0	0-0-0	0-0-0		HOME		0-2-0		0-0-0		7-5-0	
5-7-0	0-0-0	0-0-0		AWAY		0-2-0		0-0-0		5-5-0	
1-0-0	0-0-0	0-0-0		NEUTRAL		0-0-0		0-0-0		1-0-0	
RPI S	Opponent	Score		RPI S	Opponent	Score		RPI S	Opponent	Score	
8 A	Auburn	0	10					111 A	Southern Ill.	0	2
16 A	Kentucky	1	6					111 H	Southern Ill.	5	10
								113 A	Lipscomb	0	6
								124 A	Kennesaw St.	0	7
								143 A	Memphis	6	3
								144 N	ETSU	5	0
								155 H	Evansville	4	5
								155 H	Evansville	3	1
								159 H	SIUE	1	2
								159 H	SIUE	3	0
								159 H	SIUE	0	2
								165 H	UT Martin	5	0
								165 H	UT Martin	2	0
								173 H	Eastern Ill.	4	0
								173 H	Eastern Ill.	0	2
								173 H	Eastern Ill.	7	5
								174 N	Ball St.	5	9
								174 N	Ball St.	6	1
								177 H	Tennessee Tech	1	3
								177 H	Tennessee Tech	7	9
								188 H	Western Ky.	6	0
								192 N	Missouri St.	1	0
								208 A	Morehead St.	2	3
								208 A	Morehead St.	8	2
								215 N	Loyola Chicago	1	9
								215 N	Loyola Chicago	8	1
								225 H	Belmont	4	0
LAST 10 GAMES											
266 A	Austin Peay	6	1	188 H	Western Ky.	6	0				
266 A	Austin Peay	6	0	61 H	Jacksonville St.	1	3				
266 A	Austin Peay	2	8	61 H	Jacksonville St.	4	6				
165 H	UT Martin	5	0	177 H	Tennessee Tech	1	3				
165 H	UT Martin	2	0	177 H	Tennessee Tech	7	9				

Non-Div. I Games:

Murray St.



RPI	S	Opponent	Score	
225	H	Belmont	4	1
231	A	Southeast Mo. St.	3	4
231	A	Southeast Mo. St.	1	9
231	A	Southeast Mo. St.	16	5
258	N	Bryant	2	1
258	N	Bryant	6	0
266	A	Austin Peay	6	0
266	A	Austin Peay	6	1
266	A	Austin Peay	2	8
266	N	Austin Peay	10	5
269	A	Tennessee St.	7	2
269	A	Tennessee St.	4	5

Murray St.

M  
u  
r  
r  
a  
y  
S  
t  
.

M  
u  
r  
r  
a  
y  
S  
t  
.



Average RPI Win: 216		WON-LOST RECORD		WINNING PCT. RANK		LAST 10 GAMES		STRENGTH OF SCHEDULE		OPP. STRENGTH OF SCHEDULE		TEAM RPI		ADJ RPI		CONF. RPI		ADJ CONF. RPI	
DIV. I ONLY		21-29-0		.42 196		5-5-0		161		220		197		.45825 206		28		28	
DIV. I NON-CONF.		9-19-0		.32143 224		0-2-0		100		165		195		.45826 205		27		27	
TOTALS		RPI 1-25		RPI 26-50		W-L RECORDS		RPI 51-100		RPI 101-150		RPI 150+							
21-29-0		0-2-0		0-1-0		OVERALL		0-8-0		1-7-0		20-11-0							
4-4-0		0-0-0		0-0-0		HOME		0-0-0		0-0-0		4-4-0							
9-12-0		0-2-0		0-0-0		AWAY		0-3-0		1-4-0		8-3-0							
8-13-0		0-0-0		0-1-0		NEUTRAL		0-5-0		0-3-0		8-4-0							
9-19-0		0-2-0		0-1-0		NON-CONFERENCE		0-8-0		1-4-0		8-4-0							
0-0-0		0-0-0		0-0-0		HOME		0-0-0		0-0-0		0-0-0							
1-6-0		0-2-0		0-0-		AWAY		0-3-0		1-1-0		0-0-0							
8-13-0		0-0-0		0-1-0		NEUTRAL		0-5-0		0-3-0		8-4-0							
12-10-0		0-0-0		0-0-0		CONFERENCE		0-0-0		0-3-0		12-7-0							
4-4-0		0-0-0		0-0-0		HOME		0-0-0		0-0-0		4-4-0							
8-6-0		0-0-0		0-0-0		AWAY		0-0-0		0-3-0		8-3-0							
0-0-0		0-0-0		0-0-0		NEUTRAL		0-0-0		0-0-0		0-0-0							
RPI	S	Opponent		Score		RPI	S	Opponent		Score		RPI	S	Opponent		Score			
11	A	Tennessee		1	13	32	N	Nebraska		0	8	57	N	USC Upstate		3	8		
11	A	Tennessee		1	10							101	A	FGCU		2	10		
												57	N	USC Upstate		0	10		
												68	N	UAB		1	5		
												68	N	UAB		3	4		
												74	A	UNI		0	14		
												77	A	Wisconsin		0	8		
												77	A	Wisconsin		0	8		
												97	N	Eastern Ky.		2	11		
														160 H Ill.-Chicago		9	8		
														160 H Ill.-Chicago		3	0		
														160 H Ill.-Chicago		4	10		
														161 N Maine		11	3		
														161 N Maine		5	4		
														161 N Maine		0	6		
														169 H Youngstown St.		4	10		
														169 H Youngstown St.		8	17		
														169 H Youngstown St.		10	9		
														211 A Cleveland St.		6	3		
														211 A Cleveland St.		3	1		
														211 A Cleveland St.		2	9		
														214 N Western Ill.		6	4		
														214 N Western Ill.		4	8		
														215 N Loyola Chicago		7	3		
														229 N Quinnipiac		7	1		
														229 N Quinnipiac		5	3		
														232 A Valparaiso		1	11		
														232 A Valparaiso		12	4		
LAST 10 GAMES				211	A	Cleveland St.		3	1	267	A	Northern Ky.		8	1	215	N	Loyola Chicago	
				211	A	Cleveland St.		6	3	267	A	Northern Ky.		0	7	229	N	Quinnipiac	
				211	A	Cleveland St.		2	9	267	A	Northern Ky.		8	7	229	N	Quinnipiac	
				271	H	Oakland		5	4	77	A	Wisconsin		0	8	232	A	Valparaiso	
				271	H	Oakland		4	8	77	A	Wisconsin		0	8	232	A	Valparaiso	

Non-Div. I Games: Webber Int'l 1 9 Webber Int'l 1 3

Green Bay



RPI	S	Opponent	Score	
246	N	IUPUI	2	6
248	N	South Dakota St.	10	7
251	A	Detroit	6	4
251	A	Detroit	4	2
251	A	Detroit	5	3
260	N	Iona	4	12
267	A	Northern Ky.	0	7
267	A	Northern Ky.	8	7
267	A	Northern Ky.	8	1
271	H	Oakland	4	8
271	H	Oakland	5	4
276	N	Hartford	9	1

Green Bay

G  
r  
e  
e  
n  
B  
a  
y

G  
r  
e  
e  
n  
B  
a  
y



Average RPI Win:		199	WON-LOST RECORD		WINNING PCT. RANK		LAST 10 GAMES		STRENGTH OF SCHEDULE		OPP. STRENGTH OF SCHEDULE		TEAM RPI	ADJ RPI		CONF. RPI	ADJ CONF. RPI		
Average RPI Loss:		115																	
DIV. I ONLY			21-27-0		.4375 184		7-3-0		221		128		206	.45767 207		18	18		
DIV. I NON-CONF.			14-22-0		.38889 200		0-1-0		200		129		206	.45466 210		17	17		
TOTALS		RPI 1-25		RPI 26-50		W-L RECORDS		RPI 51-100		RPI 101-150		RPI 150+							
21-27-0		0-4-0		0-3-0		OVERALL		3-5-0		3-5-0		15-10-0							
5-11-0		0-2-0		0-1-0		HOME		2-1-0		2-1-0		1-6-0							
7-7-0		0-0-0		0-2-0		AWAY		0-2-0		1-2-0		6-1-0							
9-9-0		0-2-0		0-0-0		NEUTRAL		1-2-0		0-2-0		8-3-0							
14-22-0		0-4-0		0-3-0		NON-CONFERENCE		3-5-0		1-4-0		10-6-0							
3-7-0		0-2-0		0-1-0		HOME		2-1-0		0-0-0		1-3-0							
2-6-0		0-0-0		0-0-		AWAY		0-2-0		1-2-0		1-0-0							
9-9-0		0-2-0		0-0-0		NEUTRAL		1-2-0		0-2-0		8-3-0							
7-5-0		0-0-0		0-0-0		CONFERENCE		0-0-0		2-1-0		5-4-0							
2-4-0		0-0-0		0-0-0		HOME		0-0-0		2-1-0		0-3-0							
5-1-0		0-0-0		0-0-0		AWAY		0-0-0		0-0-0		5-1-0							
0-0-0		0-0-0		0-0-0		NEUTRAL		0-0-0		0-0-0		0-0-0							
RPI	S	Opponent		Score		RPI	S	Opponent		Score		RPI	S	Opponent		Score			
16	H	Kentucky		1	5	28	A	Cal St. Fullerton		2	8	54	N	Grand Canyon		1	5		
17	H	Texas A&M		0	21	37	H	California		3	6	55	A	CSUN		0	5		
18	N	Fresno St.		3	13	39	A	Arizona St.		1	9	58	A	San Diego St.		1	2		
25	N	Oregon St.		1	11							72	H	Texas Tech		6	0		
												85	N	Weber St.		3	4		
												86	H	Pittsburgh		6	8		
												86	H	Pittsburgh		6	5		
												95	N	Cal Poly		14	7		
														106		A	UC Riverside	6	7
														106		A	UC Riverside	7	8
														114		N	Harvard	1	4
														118		H	Loyola Marymount	3	5
														118		H	Loyola Marymount	5	0
														118		H	Loyola Marymount	6	2
														128		N	New Mexico	1	2
														130		A	UC Santa Barbara	4	2
														156		H	St. Mary's (CA)	2	3
														156		H	St. Mary's (CA)	0	4
														156		H	St. Mary's (CA)	1	4
														160		H	Ill.-Chicago	2	5
														183		N	Maryland	9	13
														186		N	Toledo	5	2
														187		A	Pacific	3	0
														187		A	Pacific	11	2
														187		A	Pacific	9	6
														217		H	Yale	2	3
														220		N	Boise St.	2	1
														233		N	Seattle	12	2
														233		N	Seattle	1	3
														233		N	Seattle	2	4
														241		H	South Dakota	6	3
														242		N	CSU Bakersfield	3	1
														242		N	CSU Bakersfield	6	1
														249		H	Portland St.	1	3
														249		N	Portland St.	13	10
				LAST 10 GAMES															
				270	A	Santa Clara	3	5	187	A	Pacific	9	6						
				270	A	Santa Clara	5	1	28	A	Cal St. Fullerton	2	8						
				270	A	Santa Clara	5	1	118	H	Loyola Marymount	6	2						
				187	A	Pacific	11	2	118	H	Loyola Marymount	5	0						
				187	A	Pacific	3	0	118	H	Loyola Marymount	3	5						

Non-Div. I Games:

San Diego



RPI	S	Opponent	Score	
262	N	North Dakota	11	6
270	A	Santa Clara	5	1
270	A	Santa Clara	5	1
270	A	Santa Clara	3	5
290	A	Saint Peter's	11	0
290	N	Saint Peter's	10	2

San Diego

S  
a  
n  
D  
i  
e  
g  
o

S  
a  
n  
D  
i  
e  
g  
o



Average RPI Win: 229		WON-LOST	WINNING	LAST 10	STRENGTH OF		OPP. STRENGTH	TEAM	ADJ		CONF.	ADJ CONF.			
Average RPI Loss: 134		RECORD	PCT. RANK	GAMES	SCHEDULE		OF SCHEDULE	RPI	RPI		RPI	RPI			
DIV. I ONLY		25-25-0	.5	147	5-5-0		256	204	211		.45683	208			
DIV. I NON-CONF.		13-13-0	.5	149	0-1-0		278	199	214		.44776	214			
TOTALS		RPI 1-25	RPI 26-50		W-L RECORDS		RPI 51-100		RPI 101-150		RPI 150+				
25-25-0		0-0-0	0-2-0		OVERALL		0-7-0		1-5-0		24-11-0				
10-7-0		0-0-0	0-0-0		HOME		0-3-0		0-0-0		10-4-0				
8-14-0		0-0-0	0-0-0		AWAY		0-4-0		0-5-0		8-5-0				
7-4-0		0-0-0	0-2-0		NEUTRAL		0-0-0		1-0-0		6-2-0				
13-13-0		0-0-0	0-2-0		NON-CONFERENCE		0-1-0		1-5-0		12-5-0				
2-2-0		0-0-0	0-0-0		HOME		0-0-0		0-0-0		2-2-0				
4-7-0		0-0-0	0-0-		AWAY		0-1-0		0-5-0		4-1-0				
7-4-0		0-0-0	0-2-0		NEUTRAL		0-0-0		1-0-0		6-2-0				
12-12-0		0-0-0	0-0-0		CONFERENCE		0-6-0		0-0-0		12-6-0				
8-5-0		0-0-0	0-0-0		HOME		0-3-0		0-0-0		8-2-0				
4-7-0		0-0-0	0-0-0		AWAY		0-3-0		0-0-0		4-4-0				
0-0-0		0-0-0	0-0-0		NEUTRAL		0-0-0		0-0-0		0-0-0				
RPI	S	Opponent	Score	RPI	S	Opponent	Score	RPI	S	Opponent	Score	RPI	S	Opponent	Score
				40	N	Ohio St.	1 9	57	A	USC Upstate	2 10	107	A	Dayton	0 1
				42	N	Virginia Tech	0 8	61	A	Jacksonville St.	0 3	107	A	Dayton	3 4
								61	A	Jacksonville St.	0 6	110	N	Rutgers	6 5
								61	A	Jacksonville St.	0 8	112	A	Furman	2 10
								97	H	Eastern Ky.	0 2	131	A	Wright St.	2 4
								97	H	Eastern Ky.	1 8	144	A	ETSU	3 4
								97	H	Eastern Ky.	2 5	159	A	SIUE	1 2
												159	A	SIUE	6 2
												165	H	UT Martin	4 0
												165	H	UT Martin	1 4
												177	A	Tennessee Tech	3 4
												177	A	Tennessee Tech	3 6
												177	A	Tennessee Tech	1 5
												186	H	Toledo	2 0
												186	H	Toledo	2 3
												197	N	Robert Morris	0 8
												201	N	Bradley	11 10
												203	N	Siena	9 1
												205	H	Murray St.	2 8
												205	H	Murray St.	3 2
												211	A	Cleveland St.	6 5
												216	H	Eastern Mich.	5 8
												216	H	Eastern Mich.	13 5
												225	A	Belmont	4 3
												225	A	Belmont	2 1
												225	A	Belmont	12 2
												231	H	Southeast Mo. St.	6 1
LAST 10 GAMES															
				269	H	Tennessee St.	13 10	131	A	Wright St.	2 4	216	H	Eastern Mich.	13 5
				269	H	Tennessee St.	6 2	231	H	Southeast Mo. St.	6 1	225	A	Belmont	4 3
				177	A	Tennessee Tech	1 5	231	H	Southeast Mo. St.	1 0	225	A	Belmont	2 1
				177	A	Tennessee Tech	3 4	165	H	UT Martin	1 4	225	A	Belmont	12 2
				177	A	Tennessee Tech	3 6	165	H	UT Martin	4 0	231	H	Southeast Mo. St.	6 1

Non-Div. I Games:

Morehead St.



More heads.

M  
o  
r  
e  
h  
e  
a  
d  
s  
t  
.

Morehead St.



Average RPI Win:	204	WON-LOST RECORD	WINNING PCT. RANK	LAST 10 GAMES	STRENGTH OF SCHEDULE	OPP. STRENGTH OF SCHEDULE	TEAM RPI	ADJ RPI	CONF. RPI	ADJ CONF. RPI							
DIV. I ONLY		22-25-0	.46809 169	3-7-0	213	247	205	.45648 209	21	21							
DIV. I NON-CONF.		14-12-0	.53846 117	1-1-0	243	279	188	.46741 193	22	22							
<hr/>																	
TOTALS	RPI 1-25	RPI 26-50		W-L RECORDS		RPI 51-100		RPI 101-150		RPI 150+							
22-25-0	0-0-0	0-0-0		OVERALL		2-5-0		6-7-0		14-13-0							
12-9-0	0-0-0	0-0-0		HOME		0-0-0		3-3-0		9-6-0							
7-12-0	0-0-0	0-0-0		AWAY		2-5-0		2-4-0		3-3-0							
3-4-0	0-0-0	0-0-0		NEUTRAL		0-0-0		1-0-0		2-4-0							
14-12-0	0-0-0	0-0-0		NON-CONFERENCE		2-2-0		3-2-0		9-8-0							
8-3-0	0-0-0	0-0-0		HOME		0-0-0		2-1-0		6-2-0							
3-5-0	0-0-0	0-0-		AWAY		2-2-0		0-1-0		1-2-0							
3-4-0	0-0-0	0-0-0		NEUTRAL		0-0-0		1-0-0		2-4-0							
8-13-0	0-0-0	0-0-0		CONFERENCE		0-3-0		3-5-0		5-5-0							
4-6-0	0-0-0	0-0-0		HOME		0-0-0		1-2-0		3-4-0							
4-7-0	0-0-0	0-0-0		AWAY		0-3-0		2-3-0		2-1-0							
0-0-0	0-0-0	0-0-0		NEUTRAL		0-0-0		0-0-0		0-0-0							
<hr/>																	
RPI S	Opponent	Score	RPI S	Opponent	Score	RPI S	Opponent	Score	RPI S	Opponent	Score						
						65 A	Fordham	4 5	107 H	Dayton	4 1						
						65 A	Fordham	0 7	107 H	Dayton	0 1						
						65 A	Fordham	5 6	107 H	Dayton	2 6						
						79 A	Towson	7 0	109 N	Villanova	3 1						
						79 A	Towson	0 8	115 H	Army West Point	2 1						
						98 A	Jacksonville	11 6	115 H	Army West Point	3 4						
						98 A	Jacksonville	1 5	122 A	Stetson	0 1						
									129 H	Marist	5 4						
									133 A	Saint Joseph's	1 0						
									133 A	Saint Joseph's	2 3						
									133 A	Saint Joseph's	3 2						
									139 A	Massachusetts	0 8						
									139 A	Massachusetts	1 4						
									158 H	Saint Louis	1 9						
									158 H	Saint Louis	0 1						
						165 N	UT Martin	1 2									
						191 N	Providence	0 11									
						198 N	Manhattan	7 9									
						203 N	Siena	13 2									
						216 N	Eastern Mich.	1 9									
						227 H	George Washington	1 3									
						227 H	George Washington	3 0									
						228 A	Bethune-Cookman	2 3									
						228 A	Bethune-Cookman	1 8									
						236 A	La Salle	9 6									
						236 A	La Salle	6 4									
						257 H	Mt. St. Mary's	3 8									
						257 H	Mt. St. Mary's	8 0									
												LAST 10 GAMES					

**Non-Div. I Games:**

George Mason



George Mason



Average RPI Win:	197	WON-LOST	WINNING	LAST 10	STRENGTH OF	OPP. STRENGTH	TEAM	ADJ	CONF.	ADJ CONF.	
Average RPI Loss:	122	RECORD	PCT. RANK	GAMES	SCHEDULE	OF SCHEDULE	RPI	RPI	RPI	RPI	
DIV. I ONLY	15-29-0	.34091	234	2-8-0	136	195	214	.45611	210	14	14
DIV. I NON-CONF.	8-8-0	.5	149	0-0-0	236	277	199	.46575	194	15	15
<hr/>											
TOTALS	RPI 1-25	RPI 26-50		W-L RECORDS	RPI 51-100		RPI 101-150		RPI 150+		
15-29-0	0-0-0	0-5-0		OVERALL	3-10-0		2-4-0		10-10-0		
7-9-0	0-0-0	0-4-0		HOME	1-2-0		2-1-0		4-2-0		
3-14-0	0-0-0	0-0-0		AWAY	1-6-0		0-3-0		2-5-0		
5-6-0	0-0-0	0-1-0		NEUTRAL	1-2-0		0-0-0		4-3-0		
8-8-0	0-0-0	0-2-0		NON-CONFERENCE	1-1-0		0-0-0		7-5-0		
3-2-0	0-0-0	0-1-0		HOME	0-0-0		0-0-0		3-1-0		
0-2-0	0-0-0	0-0-		AWAY	0-1-0		0-0-0		0-1-0		
5-4-0	0-0-0	0-1-0		NEUTRAL	1-0-0		0-0-0		4-3-0		
7-21-0	0-0-0	0-3-0		CONFERENCE	2-9-0		2-4-0		3-5-0		
4-7-0	0-0-0	0-3-0		HOME	1-2-0		2-1-0		1-1-0		
3-12-0	0-0-0	0-0-0		AWAY	1-5-0		0-3-0		2-4-0		
0-2-0	0-0-0	0-0-0		NEUTRAL	0-2-0		0-0-0		0-0-0		
RPI	S	Opponent	Score	RPI	S	Opponent	Score	RPI	S	Opponent	Score
				33	H	McNeese St.	0 11	53	N	Samford	2 1
				33	H	McNeese St.	0 8	80	A	Central Ark.	2 4
				33	H	McNeese St.	1 9	80	A	Central Ark.	0 3
				44	H	Texas St.	1 2	80	A	Central Ark.	2 4
				44	N	Texas St.	0 10	146	H	SFA	1 0
								146	H	SFA	6 4
								146	H	SFA	1 6
								154	A	North Texas	1 15
								162	H	La.-Monroe	6 11
								165	N	UT Martin	2 5
								165	N	UT Martin	2 10
								193	A	Sam Houston St.	4 5
								193	A	Sam Houston St.	3 2
								193	A	Sam Houston St.	16 6
								212	H	A&M-Corpus Christi	0 1
								212	H	A&M-Corpus Christi	5 2
								225	N	Belmont	7 4
								226	N	Florida A&M	7 1
								231	N	Southeast Mo. St.	7 10
								235	A	Incarnate Word	3 7
								235	A	Incarnate Word	2 5
								235	A	Incarnate Word	1 2
								243	H	Texas Southern	5 1
								263	N	Mississippi Val.	12 4
								278	N	Jackson St.	3 1
								291	H	Prairie View	6 1
								291	H	Prairie View	9 1

Non-Div. I Games:

Houston Baptist



Average RPI Win: 229		WON-LOST RECORD		WINNING PCT. RANK		LAST 10 GAMES		STRENGTH OF SCHEDULE		OPP. STRENGTH OF SCHEDULE		TEAM RPI		ADJ RPI		CONF. RPI		ADJ CONF. RPI	
DIV. I ONLY		19-30-0		.38776 216		6-4-0		185		232		218		.45536 211		28		28	
DIV. I NON-CONF.		7-18-0		.28 244		0-0-0		99		173		208		.45857 203		27		27	
TOTALS		RPI 1-25		RPI 26-50		W-L RECORDS		RPI 51-100		RPI 101-150		RPI 150+							
19-30-0		1-1-0		0-3-0		OVERALL		0-5-0		0-8-0		18-13-0							
10-11-0		0-0-0		0-1-0		HOME		0-0-0		0-0-0		10-10-0							
8-13-0		1-1-0		0-2-0		AWAY		0-2-0		0-6-0		7-2-0							
1-6-0		0-0-0		0-0-0		NEUTRAL		0-3-0		0-2-0		1-1-0							
7-18-0		1-1-0		0-3-0		NON-CONFERENCE		0-5-0		0-5-0		6-4-0							
5-4-0		0-0-0		0-1-0		HOME		0-0-0		0-0-0		5-3-0							
1-8-0		1-1-0		0-0-		AWAY		0-2-0		0-3-0		0-0-0							
1-6-0		0-0-0		0-0-0		NEUTRAL		0-3-0		0-2-0		1-1-0							
12-12-0		0-0-0		0-0-0		CONFERENCE		0-0-0		0-3-0		12-9-0							
5-7-0		0-0-0		0-0-0		HOME		0-0-0		0-0-0		5-7-0							
7-5-0		0-0-0		0-0-0		AWAY		0-0-0		0-3-0		7-2-0							
0-0-0		0-0-0		0-0-0		NEUTRAL		0-0-0		0-0-0		0-0-0							
RPI	S	Opponent		Score		RPI	S	Opponent		Score		RPI	S	Opponent		Score			
13	A	Baylor		3	6	34	H	Oklahoma St.		4	9	51	N	North Dakota St.		0	8		
13	A	Baylor		5	4	46	A	Louisville		5	9	59	N	Kent St.		0	4		
						46	A	Louisville		0	6	79	N	Towson		3	5		
												81	A	UT Arlington		3	4		
												81	A	UT Arlington		7	9		
														126 A Coastal Caro.		1	2		
														126 A Coastal Caro.		0	9		
														127 N Miami (OH)		3	5		
														127 N Miami (OH)		1	5		
														131 A Wright St.		4	5		
														131 A Wright St.		5	13		
														131 A Wright St.		6	7		
														143 A Memphis		4	5		
														153 H Akron		4	5		
														153 H Akron		1	3		
														160 H Ill.-Chicago		3	10		
														160 H Ill.-Chicago		9	8		
														160 H Ill.-Chicago		0	10		
														169 H Youngstown St.		12	15		
														169 H Youngstown St.		7	1		
														169 H Youngstown St.		2	4		
														197 H Robert Morris		2	0		
														206 H Green Bay		3	6		
														206 H Green Bay		1	3		
														206 H Green Bay		9	2		
														208 H Morehead St.		5	6		
														230 N Seton Hall		5	9		
														232 A Valparaiso		5	2		
														232 A Valparaiso		1	2		
														232 A Valparaiso		10	7		
														238 N Appalachian St.		11	2		
														240 H Bowling Green		8	5		
LAST 10 GAMES				206 H Green Bay				1	3	251 A Detroit				8	6	232 A Valparaiso			
				206 H Green Bay				3	6	271 A Oakland				5	2	232 A Valparaiso			
				206 H Green Bay				9	2	271 A Oakland				1	3	232 A Valparaiso			
				251 A Detroit				9	3	271 A Oakland				7	1	238 N Appalachian St.			
				251 A Detroit				7	1	267 H Northern Ky.				3	4	240 H Bowling Green			

Non-Div. I Games:

Cleveland St.



RPI	S	Opponent	Score	
251	A	Detroit	9	3
251	A	Detroit	8	6
251	A	Detroit	7	1
267	H	Northern Ky.	11	0
267	H	Northern Ky.	5	3
267	H	Northern Ky.	3	4
271	A	Oakland	1	3
271	A	Oakland	7	1
271	A	Oakland	5	2
277	H	Niagara	10	9
277	H	Niagara	6	4
277	H	Niagara	5	4

Cleveland St.

C  
l  
e  
v  
e  
l  
a  
n  
d  
S  
t  
.

C  
l  
e  
v  
e  
l  
a  
n  
d  
S  
t  
.



Average RPI Win:	198	WON-LOST	WINNING	LAST 10	STRENGTH OF	OPP. STRENGTH	TEAM	ADJ	CONF.	ADJ CONF.					
Average RPI Loss:	106	RECORD	PCT. RANK	GAMES	SCHEDULE	OF SCHEDULE	RPI	RPI	RPI	RPI					
DIV. I ONLY		16-30-0	.34783	233	5-5-0	152	138	213	.45431	212	14	14			
DIV. I NON-CONF.		8-11-0	.42105	189	1-0-0	257	127	218	.44547	216	15	15			
<hr/>															
TOTALS	RPI 1-25	RPI 26-50		W-L RECORDS		RPI 51-100		RPI 101-150		RPI 150+					
16-30-0	0-2-0	0-7-0		OVERALL		1-9-0		4-5-0		11-7-0					
9-13-0	0-0-0	0-3-0		HOME		1-5-0		2-2-0		6-3-0					
5-12-0	0-2-0	0-3-0		AWAY		0-3-0		2-2-0		3-2-0					
2-5-0	0-0-0	0-1-0		NEUTRAL		0-1-0		0-1-0		2-2-0					
8-11-0	0-2-0	0-4-0		NON-CONFERENCE		0-1-0		2-1-0		6-3-0					
5-4-0	0-0-0	0-3-0		HOME		0-0-0		1-0-0		4-1-0					
1-2-0	0-2-0	0-0-		AWAY		0-0-0		1-0-0		0-0-0					
2-5-0	0-0-0	0-1-0		NEUTRAL		0-1-0		0-1-0		2-2-0					
8-19-0	0-0-0	0-3-0		CONFERENCE		1-8-0		2-4-0		5-4-0					
4-9-0	0-0-0	0-0-0		HOME		1-5-0		1-2-0		2-2-0					
4-10-0	0-0-0	0-3-0		AWAY		0-3-0		1-2-0		3-2-0					
0-0-0	0-0-0	0-0-0		NEUTRAL		0-0-0		0-0-0		0-0-0					
<hr/>															
RPI	S	Opponent	Score	RPI	S	Opponent	Score	RPI	S	Opponent	Score				
17	A	Texas A&M	0 10	33	A	McNeese St.	0 8	76	N	Indiana	2 6	108	H	Abilene Christian	3 5
17	A	Texas A&M	0 13	33	A	McNeese St.	1 12	80	H	Central Ark.	2 5	108	H	Abilene Christian	4 3
				33	A	McNeese St.	0 7	80	H	Central Ark.	2 1	108	H	Abilene Christian	3 7
				41	N	Tulsa	3 5	80	H	Central Ark.	1 2	141	N	Virginia	1 8
				44	H	Texas St.	0 3	90	H	Nicholls St.	3 5	146	A	SFA	2 4
				44	H	Texas St.	0 5	90	H	Nicholls St.	0 1	146	A	SFA	0 6
				46	H	Louisville	1 8	90	H	Nicholls St.	0 4	146	A	SFA	6 3
								100	A	Lamar	0 5	148	A	UTSA	8 6
								100	A	Lamar	0 5	148	H	UTSA	2 0
								100	A	Lamar	3 4	152	N	UTEP	2 10
												152	N	UTEP	0 2
												182	H	Iowa	2 1
												182	H	Iowa	2 1
												193	H	Sam Houston St.	6 2
												193	H	Sam Houston St.	0 8
												193	H	Sam Houston St.	1 0
												193	H	Sam Houston St.	1 7
												210	A	Houston Baptist	1 0
												210	A	Houston Baptist	2 5
												235	A	Incarnate Word	3 1
												235	A	Incarnate Word	11 3
												235	A	Incarnate Word	2 6
				LAST 10 GAMES								262	N	North Dakota	2 1
				235	A	Incarnate Word	3 1	108	H	Abilene Christian	3 7	262	N	North Dakota	11 1
				235	A	Incarnate Word	2 6	148	A	UTSA	8 6	291	H	Prairie View	1 2
				235	A	Incarnate Word	11 3	210	A	Houston Baptist	1 0	291	H	Prairie View	5 0
				108	H	Abilene Christian	3 5	210	A	Houston Baptist	2 5	291	H	Prairie View	6 3
				108	H	Abilene Christian	4 3	100	A	Lamar	3 4	291	H	Prairie View	

<b>Non-Div. I Games:</b>	<b>Tex. A&amp;M Int'l</b>	<b>1</b>	<b>0</b>	<b>Tex. A&amp;M Int'l</b>	<b>1</b>	<b>0</b>
--------------------------	---------------------------	----------	----------	---------------------------	----------	----------

A&amp;M-Corpus Christi



W  
i  
n  
t  
h  
r  
o  
p

Winthrop



RPI	S	Opponent	Score	
218	A	Campbell	5	13
218	A	Campbell	6	8
221	N	Fairfield	1	4
224	H	Brown	8	3
234	A	Gardner-Webb	5	7
234	A	Gardner-Webb	0	1
234	A	Gardner-Webb	6	7
239	H	Canisius	8	7
276	N	Hartford	7	4
286	H	Rider	9	3

W  
i  
n  
t  
h  
r  
o  
p

W  
i  
n  
t  
h  
r  
o  
p

Winthrop



Average RPI Win: 230		WON-LOST	WINNING	LAST 10	STRENGTH OF		OPP. STRENGTH	TEAM	ADJ	CONF.	ADJ CONF.
Average RPI Loss: 117		RECORD	PCT. RANK	GAMES	SCHEDULE		OF SCHEDULE	RPI	RPI	RPI	RPI
DIV. I ONLY		16-31-0	.34043	235	6-4-0		141	183	217	.45397	214
DIV. I NON-CONF.		7-23-0	.23333	262	0-0-0		69	135	209	.45537	209
TOTALS		RPI 1-25	RPI 26-50		W-L RECORDS		RPI 51-100		RPI 101-150		RPI 150+
16-31-0	0-3-0	0-4-0		OVERALL		0-7-0		1-4-0		15-13-0	
6-3-0	0-0-0	0-0-0		HOME		0-0-0		0-0-0		6-3-0	
4-16-0	0-3-0	0-3-0		AWAY		0-5-0		1-1-0		3-4-0	
6-12-0	0-0-0	0-1-0		NEUTRAL		0-2-0		0-3-0		6-6-0	
7-23-0	0-3-0	0-4-0		NON-CONFERENCE		0-4-0		1-4-0		6-8-0	
0-0-0	0-0-0	0-0-0		HOME		0-0-0		0-0-0		0-0-0	
1-11-0	0-3-0	0-0-		AWAY		0-2-0		1-1-0		0-2-0	
6-12-0	0-0-0	0-1-0		NEUTRAL		0-2-0		0-3-0		6-6-0	
9-8-0	0-0-0	0-0-0		CONFERENCE		0-3-0		0-0-0		9-5-0	
6-3-0	0-0-0	0-0-0		HOME		0-0-0		0-0-0		6-3-0	
3-5-0	0-0-0	0-0-0		AWAY		0-3-0		0-0-0		3-2-0	
0-0-0	0-0-0	0-0-0		NEUTRAL		0-0-0		0-0-0		0-0-0	
RPI S	Opponent	Score	RPI S	Opponent	Score	RPI S	Opponent	Score	RPI S	Opponent	Score
8 A	Auburn	1 14	32 N	Nebraska	2 3	51 A	North Dakota St.	4 7	105 N	Michigan St.	2 11
10 A	Missouri	0 6	47 A	Kansas	0 8	51 A	North Dakota St.	2 10	119 N	St. John's (NY)	1 6
10 A	Missouri	0 6	47 A	Kansas	1 4	51 A	North Dakota St.	1 7	123 N	Drake	2 5
			50 A	Wichita St.	4 9	52 N	Boston College	3 5	127 A	Miami (OH)	2 1
						74 A	UNI	0 8	127 A	Miami (OH)	0 8
						74 N	UNI	0 4	158 N	Saint Louis	3 8
						76 A	Indiana	8 11	159 A	SIUE	0 3
									159 A	SIUE	1 4
									160 N	Ill.-Chicago	1 0
									167 H	Omaha	3 7
									167 H	Omaha	14 8
									167 H	Omaha	0 2
									178 N	UMKC	2 7
									178 N	UMKC	4 7
									200 N	Indiana St.	1 7
									206 N	Green Bay	4 6
									206 N	Green Bay	8 4
									215 N	Loyola Chicago	1 2
									229 N	Quinnipiac	6 2
									239 N	Canisius	2 1
									239 N	Canisius	8 0
									240 N	Bowling Green	9 8
									241 A	South Dakota	3 7
									241 A	South Dakota	3 2
									241 A	South Dakota	0 4
									246 A	IUPUI	4 1
									246 A	IUPUI	3 2
			LAST 10 GAMES								
			280 H	IPFW	3 1	51 A	North Dakota St.	4 7	241 A	South Dakota	3 7
			280 H	IPFW	13 4	51 A	North Dakota St.	1 7	241 A	South Dakota	3 2
			280 H	IPFW	9 7	51 A	North Dakota St.	2 10	241 A	South Dakota	0 4
			246 A	IUPUI	3 2	167 H	Omaha	14 8	246 A	IUPUI	4 1
			246 A	IUPUI	4 1	167 H	Omaha	3 7	246 A	IUPUI	3 2

Non-Div. I Games:

Western Ill.



Western Illinois.

Western Illinois.

Western Ill.



Average RPI Win:	202	WON-LOST	WINNING	LAST 10	STRENGTH OF	OPP. STRENGTH	TEAM	ADJ	CONF.	ADJ CONF.			
Average RPI Loss:	125	RECORD	PCT. RANK	GAMES	SCHEDULE	OF SCHEDULE	RPI	RPI	RPI	RPI			
DIV. I ONLY	21-28-0	.42857	187	3-7-0	230	164	216	.45338	215	15	15		
DIV. I NON-CONF.	16-9-0	.64	68	0-1-0	264	222	146	.49105	148	14	14		
<hr/>													
TOTALS	RPI 1-25	RPI 26-50		W-L RECORDS		RPI 51-100		RPI 101-150		RPI 150+			
21-28-0	0-0-0	0-4-0		OVERALL		3-8-0		1-6-0		17-10-0			
6-6-0	0-0-0	0-0-0		HOME		1-0-0		1-4-0		4-2-0			
5-16-0	0-0-0	0-4-0		AWAY		1-5-0		0-2-0		4-5-0			
10-6-0	0-0-0	0-0-0		NEUTRAL		1-3-0		0-0-0		9-3-0			
16-9-0	0-0-0	0-1-0		NON-CONFERENCE		3-5-0		0-0-0		13-3-0			
1-0-0	0-0-0	0-0-0		HOME		1-0-0		0-0-0		0-0-0			
5-3-0	0-0-0	0-0-		AWAY		1-2-0		0-0-0		4-0-0			
10-6-0	0-0-0	0-0-0		NEUTRAL		1-3-0		0-0-0		9-3-0			
5-19-0	0-0-0	0-3-0		CONFERENCE		0-3-0		1-6-0		4-7-0			
5-6-0	0-0-0	0-0-0		HOME		0-0-0		1-4-0		4-2-0			
0-13-0	0-0-0	0-3-0		AWAY		0-3-0		0-2-0		0-5-0			
0-0-0	0-0-0	0-0-0		NEUTRAL		0-0-0		0-0-0		0-0-0			
RPI	S	Opponent	Score	RPI	S	Opponent	Score	RPI	S	Opponent	Score		
				45	A	Northwestern	1 9	73	A	DePaul	1 2		
				50	A	Wichita St.	0 8	74	A	UNI	5 6		
				50	A	Wichita St.	2 7	74	A	UNI	0 12		
				50	A	Wichita St.	0 5	74	A	UNI	1 8		
								82	H	Northern Ill.	9 6		
								82	N	Northern Ill.	6 10		
								82	N	Northern Ill.	2 6		
								93	N	Marshall	1 2		
								96	A	North Carolina St.	0 8		
								96	A	North Carolina St.	7 3		
								97	N	Eastern Ky.	1 0		
										111	A	Southern Ill.	3 4
										111	A	Southern Ill.	0 5
										121	H	Illinois St.	5 4
										121	H	Illinois St.	2 6
										121	H	Illinois St.	0 6
										123	H	Drake	5 7
										123	H	Drake	0 4
										155	H	Evansville	1 4
										155	H	Evansville	4 3
										155	H	Evansville	3 5
										182	N	Iowa	4 0
										192	H	Missouri St.	9 1
										192	H	Missouri St.	4 0
										195	N	Delaware St.	3 2
										200	A	Indiana St.	0 14
										200	A	Indiana St.	2 7
										200	H	Indiana St.	1 0
										201	A	Bradley	0 1
										201	A	Bradley	2 3
										201	A	Bradley	1 3
										205	N	Murray St.	9 1
										205	N	Murray St.	1 8
										206	N	Green Bay	3 7
										214	N	Western Ill.	2 1
										218	A	Campbell	11 8
										218	A	Campbell	3 0
										229	N	Quinnipiac	3 5
<hr/>													
LAST 10 GAMES													
				155	H	Evansville	4 3	201	A	Bradley	0 1		
				155	H	Evansville	1 4	45	A	Northwestern	1 9		
				155	H	Evansville	3 5	200	H	Indiana St.	1 0		
				201	A	Bradley	1 3	121	H	Illinois St.	5 4		
				201	A	Bradley	2 3	121	H	Illinois St.	2 6		

Non-Div. I Games:

Loyola Chicago



RPI	S	Opponent	Score	
238	N	Appalachian St.	1	0
238	N	Appalachian St.	9	0
269	A	Tennessee St.	11	3
269	A	Tennessee St.	17	2
285	N	N.C. Central	9	0
293	N	Southern U.	11	2
293	N	Southern U.	10	1

Loyola Chicago

L  
o  
y  
o  
l  
a  
C  
h  
i  
c  
a  
g  
o

L  
o  
y  
o  
l  
a  
C  
h  
i  
c  
a  
g  
o



Average RPI Win:		190	WON-LOST RECORD		WINNING PCT. RANK		LAST 10 GAMES		STRENGTH OF SCHEDULE		OPP. STRENGTH OF SCHEDULE		TEAM RPI		ADJ RPI		CONF. RPI		ADJ CONF. RPI				
Average RPI Loss:		143																					
DIV. I ONLY			19-32-0		.37255	221		1-9-0		145		198		208		.45269	216		16				
DIV. I NON-CONF.			10-17-0		.37037	207		0-1-0		135		244		202		.45611	208		16				
TOTALS		RPI 1-25		RPI 26-50		W-L RECORDS		RPI 51-100		RPI 101-150		RPI 150+											
19-32-0		0-1-0		0-1-0		OVERALL		1-9-0		2-5-0		16-16-0											
5-9-0		0-0-0		0-0-0		HOME		0-3-0		0-0-0		5-6-0											
6-14-0		0-1-0		0-1-0		AWAY		1-4-0		1-3-0		4-5-0											
8-9-0		0-0-0		0-0-0		NEUTRAL		0-2-0		1-2-0		7-5-0											
10-17-0		0-1-0		0-1-0		NON-CONFERENCE		0-5-0		1-2-0		9-8-0											
1-2-0		0-0-0		0-0-0		HOME		0-0-0		0-0-0		1-2-0											
1-7-0		0-1-0		0-0-		AWAY		0-3-0		0-1-0		1-1-0											
8-8-0		0-0-0		0-0-0		NEUTRAL		0-2-0		1-1-0		7-5-0											
9-15-0		0-0-0		0-0-0		CONFERENCE		1-4-0		1-3-0		7-8-0											
4-7-0		0-0-0		0-0-0		HOME		0-3-0		0-0-0		4-4-0											
5-7-0		0-0-0		0-0-0		AWAY		1-1-0		1-2-0		3-4-0											
0-1-0		0-0-0		0-0-0		NEUTRAL		0-0-0		0-1-0		0-0-0											
RPI	S	Opponent		Score		RPI	S	Opponent		Score		RPI	S	Opponent		Score		RPI	S	Opponent		Score	
2	A	Michigan		1	14	29	A	Notre Dame		2	10	56	A	Col. of Charleston		1	2	105	A	Michigan St.		2	3
												59	A	Kent St.		6	0	109	N	Villanova		3	1
												59	A	Kent St.		1	3	127	N	Miami (OH)		1	8
												62	N	Georgia St.		0	5	129	N	Marist		4	6
												62	N	Georgia St.		0	11	149	A	Central Mich.		6	7
												71	A	Troy		1	14	149	A	Central Mich.		0	1
												71	A	Troy		2	13	149	A	Central Mich.		5	2
												82	H	Northern Ill.		0	1	153	A	Akron		11	5
												82	H	Northern Ill.		1	6	153	A	Akron		3	4
												82	H	Northern Ill.		1	5	153	A	Akron		3	1
																		155	N	Evansville		1	3
																		155	N	Evansville		5	6
																		171	N	UConn		1	9
																		174	H	Ball St.		1	0
																		174	H	Ball St.		15	11
																		174	H	Ball St.		2	0
																		184	A	Western Mich.		2	8
																		184	A	Western Mich.		0	4
																		184	A	Western Mich.		0	4
																		186	A	Toledo		8	6
																		186	H	Toledo		0	9
																		186	H	Toledo		6	7
																		198	N	Manhattan		8	6
																		203	N	Siena		7	3
																		208	A	Morehead St.		5	13
																		208	A	Morehead St.		8	5
																		209	N	George Mason		9	1
				LAST 10 GAMES																			
				184	A	Western Mich.		0	4	149	A	Central Mich.		6	7	198	N	Manhattan		8	6		
				184	A	Western Mich.		2	8	105	A	Michigan St.		2	3	203	N	Siena		7	3		
				184	A	Western Mich.		0	4	82	H	Northern Ill.		0	1	208	A	Morehead St.		5	13		
				149	A	Central Mich.		5	2	82	H	Northern Ill.		1	6	208	A	Morehead St.		8	5		
				149	A	Central Mich.		0	1	82	H	Northern Ill.		1	5	209	N	George Mason		9	1		

Non-Div. I Games:

Eastern Mich.



RPI	S	Opponent	Score	
224	N	Brown	4	1
230	N	Seton Hall	9	11
230	N	Seton Hall	12	11
240	H	Bowling Green	4	5
240	H	Bowling Green	8	2
240	H	Bowling Green	1	8
247	N	Central Conn. St.	9	1
251	H	Detroit	4	5
251	H	Detroit	4	3
253	N	Alabama St.	7	9
265	N	UMass Lowell	4	3
271	H	Oakland	5	6

Eastern Mich.

E  
a  
s  
t  
e  
r  
n  
M  
i  
c  
h  
.

E  
a  
s  
t  
e  
r  
n  
M  
i  
c  
h  
.



Average RPI Win: 206		WON-LOST	WINNING	LAST 10	STRENGTH OF		OPP. STRENGTH	TEAM	ADJ		CONF.	ADJ CONF.
Average RPI Loss: 152		RECORD	PCT. RANK	GAMES	SCHEDULE		OF SCHEDULE	RPI	RPI		RPI	RPI
DIV. I ONLY		18-31-1	.37	222	5-5-0		125	254	210		.45203	217
DIV. I NON-CONF.		9-20-1	.31667	228	1-1-0		129	264	215		.44265	218
TOTALS		RPI 1-25	RPI 26-50		W-L RECORDS		RPI 51-100		RPI 101-150		RPI 150+	
18-31-1		0-0-0	0-2-0		OVERALL		1-3-0		3-12-0		14-14-1	
6-10-0		0-0-0	0-0-0		HOME		0-0-0		1-5-0		5-5-0	
10-13-1		0-0-0	0-1-0		AWAY		1-1-0		2-4-0		7-7-1	
2-8-0		0-0-0	0-1-0		NEUTRAL		0-2-0		0-3-0		2-2-0	
9-20-1		0-0-0	0-2-0		NON-CONFERENCE		1-3-0		0-7-0		8-8-1	
2-4-0		0-0-0	0-0-0		HOME		0-0-0		0-2-0		2-2-0	
5-8-1		0-0-0	0-0-		AWAY		1-1-0		0-2-0		4-4-1	
2-8-0		0-0-0	0-1-0		NEUTRAL		0-2-0		0-3-0		2-2-0	
9-11-0		0-0-0	0-0-0		CONFERENCE		0-0-0		3-5-0		6-6-0	
4-6-0		0-0-0	0-0-0		HOME		0-0-0		1-3-0		3-3-0	
5-5-0		0-0-0	0-0-0		AWAY		0-0-0		2-2-0		3-3-0	
0-0-0		0-0-0	0-0-0		NEUTRAL		0-0-0		0-0-0		0-0-0	
RPI S	Opponent	Score	RPI S	Opponent	Score	RPI S	Opponent	Score	RPI S	Opponent	Score	
			28 A	Cal St. Fullerton	0 8	55 A	CSUN	6 2	106 A	UC Riverside	1 8	
			31 N	UCF	2 8	55 A	CSUN	0 11	106 A	UC Riverside	0 8	
						75 N	Penn St.	2 6	106 N	UC Riverside	3 5	
						94 N	Charlotte	0 4	114 H	Harvard	0 6	
									114 H	Harvard	0 2	
									114 H	Harvard	4 5	
									114 H	Harvard	1 0	
									115 H	Army West Point	1 2	
									115 H	Army West Point	1 6	
									118 N	Loyola Marymount	1 7	
									136 A	Dartmouth	4 2	
									136 A	Dartmouth	1 6	
									136 A	Dartmouth	1 0	
									136 A	Dartmouth	0 4	
									142 N	East Carolina	2 7	
									157 N	Boston U.	3 7	
									161 H	Maine	3 0	
									161 H	Maine	2 4	
									185 N	Idaho St.	5 6	
									194 H	Princeton	4 5	
									194 H	Princeton	5 6	
									199 A	Penn	5 6	
									199 A	Penn	9 0	
									207 A	San Diego	3 2	
									221 A	Fairfield	5 4	
									221 A	Fairfield	6 5	
									222 N	Southern Utah	5 3	
LAST 10 GAMES												
			224 H	Brown	5 3	161 H	Maine	3 0				
			224 H	Brown	1 3	136 A	Dartmouth	1 6				
			224 A	Brown	2 6	136 A	Dartmouth	1 0				
			224 A	Brown	2 1	136 A	Dartmouth	0 4				
			161 H	Maine	2 4	136 A	Dartmouth	4 2				

Non-Div. I Games:

Yale



RPI	S	Opponent	Score
224	A	Brown	2 6
224	A	Brown	2 1
224	H	Brown	1 3
224	H	Brown	5 3
229	A	Quinnipiac	0 1
229	A	Quinnipiac	1 3
247	A	Central Conn. St.	4 6
247	A	Central Conn. St.	4 7
256	H	Cornell	9 2
256	H	Cornell	3 1
259	H	Wagner	1 5
259	H	Wagner	1 0
261	A	Columbia	2 3
261	A	Columbia	1 0
268	N	Morgan St.	5 0
283	A	Sacred Heart	5 2
283	A	Sacred Heart	1 1

Yale



Campelel

Campbell



RPI	S	Opponent	Score	
234	A	Gardner-Webb	9	0
234	A	Gardner-Webb	6	4
234	A	Gardner-Webb	1	8
238	A	Appalachian St.	4	3
238	A	Appalachian St.	0	9
238	H	Appalachian St.	9	16
251	N	Detroit	11	9
258	H	Bryant	2	1
258	H	Bryant	11	5
258	H	Bryant	6	1
265	N	UMass Lowell	3	4
265	N	UMass Lowell	6	1
275	A	N.C. A&T	6	1
288	H	UMES	8	0
288	H	UMES	12	4
289	N	South Carolina St.	29	1

Campbell

C  
a  
m  
p  
b  
e  
l  
l

C  
a  
m  
p  
b  
e  
l  
l



Savannah St.



RPI	S	Opponent	Score	
288	H	UMES	2	1
289	A	South Carolina St.	11	0
289	A	South Carolina St.	11	0
294	N	Grambling	8	0
294	N	Grambling	6	0

Savannah St.

S  
a  
v  
a  
n  
n  
a  
h  
S  
t  
.

S  
a  
v  
a  
n  
n  
a  
h  
S  
t  
.



Average RPI Win: 137		WON-LOST	WINNING	LAST 10	STRENGTH OF	OPP. STRENGTH	TEAM	ADJ	CONF.	ADJ CONF.													
Average RPI Loss: 114		RECORD	PCT. RANK	GAMES	SCHEDULE	OF SCHEDULE	RPI	RPI	RPI	RPI													
DIV. I ONLY		13-36-0	.26531	264	2-8-0	119	89	222	.44799	220	11	10											
DIV. I NON-CONF.		8-20-0	.28571	235	0-0-0	184	68	226	.43962	222	11	10											
<hr/>																							
TOTALS		RPI 1-25		RPI 26-50		W-L RECORDS		RPI 51-100		RPI 101-150		RPI 150+											
13-36-0		0-5-0		0-3-0		OVERALL		3-8-0		5-7-0		5-13-0											
5-10-0		0-3-0		0-0-0		HOME		0-3-0		1-2-0		4-2-0											
4-11-0		0-1-0		0-0-0		AWAY		1-2-0		2-4-0		1-4-0											
4-15-0		0-1-0		0-3-0		NEUTRAL		2-3-0		2-1-0		0-7-0											
8-20-0		0-2-0		0-3-0		NON-CONFERENCE		3-5-0		2-1-0		3-9-0											
2-1-0		0-0-0		0-0-0		HOME		0-0-0		0-0-0		2-1-0											
2-4-0		0-1-0		0-0-		AWAY		1-2-0		0-0-0		1-1-0											
4-15-0		0-1-0		0-3-0		NEUTRAL		2-3-0		2-1-0		0-7-0											
5-16-0		0-3-0		0-0-0		CONFERENCE		0-3-0		3-6-0		2-4-0											
3-9-0		0-3-0		0-0-0		HOME		0-3-0		1-2-0		2-1-0											
2-7-0		0-0-0		0-0-0		AWAY		0-0-0		2-4-0		0-3-0											
0-0-0		0-0-0		0-0-0		NEUTRAL		0-0-0		0-0-0		0-0-0											
RPI	S	Opponent		Score		RPI	S	Opponent		Score		RPI	S	Opponent		Score							
6	A	Washington		1	12	30	N	Utah		1	9	55	N	CSUN		4	9	104	A	Nevada		10	11
18	H	Fresno St.		4	14	49	N	BYU		0	8	60	N	New Mexico St.		2	1	104	A	Nevada		2	5
18	H	Fresno St.		2	18	50	N	Wichita St.		5	6	69	H	San Jose St.		0	13	104	A	Nevada		3	4
18	H	Fresno St.		8	17							69	H	San Jose St.		4	14	117	A	Colorado St.		16	15
25	N	Oregon St.		4	5							69	H	San Jose St.		9	17	117	A	Colorado St.		7	6
												72	A	Texas Tech		1	8	117	A	Colorado St.		7	8
												72	A	Texas Tech		5	6	118	N	Loyola Marymount		5	4
												72	A	Texas Tech		8	4	128	H	New Mexico		3	6
												85	N	Weber St.		0	10	128	H	New Mexico		6	7
												99	N	Ga. Southern		13	5	128	H	New Mexico		7	5
												99	N	Ga. Southern		9	12	138	N	Stanford		9	1
																		141	N	Virginia		4	12
																		164	H	UNLV		2	8
																		164	H	UNLV		10	0
																		164	H	UNLV		6	1
																		168	A	Utah St.		2	16
																		168	A	Utah St.		6	7
																		168	A	Utah St.		7	8
																		176	N	Creighton		6	9
																		183	N	Maryland		4	9
																		185	H	Idaho St.		0	11
																		185	H	Idaho St.		6	4
																		187	N	Pacific		3	4
																		189	H	Montana		6	5
																		201	N	Bradley		2	4
																		201	N	Bradley		6	7
																		207	N	San Diego		1	2
<hr/>																							
LAST 10 GAMES																							
						69	H	San Jose St.		4	14	128	H	New Mexico		3	6	187	N	Pacific		3	4
						69	H	San Jose St.		0	13	168	A	Utah St.		7	8	189	H	Montana		6	5
						69	H	San Jose St.		9	17	168	A	Utah St.		6	7	201	N	Bradley		2	4
						128	H	New Mexico		7	5	168	A	Utah St.		2	16	201	N	Bradley		6	7
						128	H	New Mexico		6	7	164	H	UNLV		6	1	207	N	San Diego		1	2

Non-Div. I Games:

Boise St.



RPI	S	Opponent	Score	
222	N	Southern Utah	2	3
233	A	Seattle	5	2
233	A	Seattle	4	5

Boise St.

B  
o  
i  
s  
e  
s  
t  
.

B  
o  
i  
s  
e  
s  
t  
.



Average RPI Win:	243	WON-LOST RECORD	WINNING PCT. RANK	LAST 10 GAMES	STRENGTH OF SCHEDULE	OPP. STRENGTH OF SCHEDULE	TEAM RPI	ADJ RPI	CONF. RPI	ADJ CONF. RPI	
DIV. I ONLY		26-21-0	.55319 110	5-5-0	279	261	219	.44695 221	29	30	
DIV. I NON-CONF.		14-13-0	.51852 134	1-0-0	289	242	224	.43883 224	30	30	
<hr/>											
TOTALS	RPI 1-25	RPI 26-50		W-L RECORDS	RPI 51-100		RPI 101-150		RPI 150+		
26-21-0	0-0-0	0-1-0		OVERALL	0-0-0		1-7-0		25-13-0		
10-6-0	0-0-0	0-0-0		HOME	0-0-0		1-1-0		9-5-0		
8-8-0	0-0-0	0-1-0		AWAY	0-0-0		0-2-0		8-5-0		
8-7-0	0-0-0	0-0-0		NEUTRAL	0-0-0		0-4-0		8-3-0		
14-13-0	0-0-0	0-1-0		NON-CONFERENCE	0-0-0		0-6-0		14-6-0		
3-3-0	0-0-0	0-0-0		HOME	0-0-0		0-0-0		3-3-0		
3-3-0	0-0-0	0-0-		AWAY	0-0-0		0-2-0		3-0-0		
8-7-0	0-0-0	0-0-0		NEUTRAL	0-0-0		0-4-0		8-3-0		
12-8-0	0-0-0	0-0-0		CONFERENCE	0-0-0		1-1-0		11-7-0		
7-3-0	0-0-0	0-0-0		HOME	0-0-0		1-1-0		6-2-0		
5-5-0	0-0-0	0-0-0		AWAY	0-0-0		0-0-0		5-5-0		
0-0-0	0-0-0	0-0-0		NEUTRAL	0-0-0		0-0-0		0-0-0		
RPI S	Opponent	Score	RPI S	Opponent	Score	RPI S	Opponent	Score	RPI S	Opponent	Score
			35 A	North Carolina	4 6				115 A	Army West Point	3 5
									122 A	Stetson	4 5
									129 H	Marist	2 7
									129 H	Marist	2 1
									137 N	Butler	2 5
									137 N	Butler	7 8
									147 N	North Florida	1 4
									149 N	Central Mich.	1 9
									180 H	Monmouth	2 6
									180 H	Monmouth	5 0
									181 H	Stony Brook	11 3
									184 N	Western Mich.	2 0
									191 A	Providence	6 5
									191 N	Providence	2 4
									198 A	Manhattan	0 3
									198 A	Manhattan	1 3
									203 H	Siena	8 0
									203 H	Siena	8 9
									213 N	Winthrop	4 1
									217 H	Yale	5 6
									217 H	Yale	4 5
			LAST 10 GAMES						228 N	Bethune-Cookman	5 2
			260 H	Iona	2 0	203 H	Siena	8 9	228 N	Bethune-Cookman	7 6
			260 H	Iona	8 2	198 A	Manhattan	0 3	229 A	Quinnipiac	2 1
			129 H	Marist	2 1	198 A	Manhattan	1 3	229 A	Quinnipiac	0 1
			129 H	Marist	2 7	279 A	Rhode Island	10 0	239 A	Canisius	4 5
			203 H	Siena	8 0	229 A	Quinnipiac	0 1	239 A	Canisius	6 5

Non-Div. I Games:

Fairfield



RPI	S	Opponent	Score	
240	N	Bowling Green	6	7
250	N	Georgetown	2	8
259	H	Wagner	3	4
259	H	Wagner	3	1
259	N	Wagner	5	2
260	H	Iona	8	2
260	H	Iona	2	0
262	N	North Dakota	14	3
267	N	Northern Ky.	15	14
273	N	Holy Cross	10	2
277	A	Niagara	1	2
277	A	Niagara	15	1
279	A	Rhode Island	10	0
283	A	Sacred Heart	2	0
283	H	Sacred Heart	4	2
286	H	Rider	11	0
286	H	Rider	10	5
290	A	Saint Peter's	8	0
290	A	Saint Peter's	12	1

Fairfield

F  
a  
i  
r  
f  
i  
e  
l  
d

F  
a  
i  
r  
f  
i  
e  
l  
d



Average RPI Win:		183	WON-LOST RECORD		WINNING PCT. RANK		LAST 10 GAMES		STRENGTH OF SCHEDULE		OPP. STRENGTH OF SCHEDULE		TEAM RPI		ADJ RPI		CONF. RPI		ADJ CONF. RPI		
DIV. I ONLY			12-37-0		.2449 270		5-4-0		117		148		229		.44389 222		26		25		
DIV. I NON-CONF.			5-26-0		.16129 274		1-0-0		63		63		223		.44865 213		24		23		
TOTALS		RPI 1-25		RPI 26-50		W-L RECORDS		RPI 51-100		RPI 101-150		RPI 150+									
12-37-0		0-6-0		2-3-0		OVERALL		0-4-0		1-5-0		9-19-0									
6-6-0		0-0-0		1-0-0		HOME		0-2-0		0-0-0		5-4-0									
4-13-0		0-2-0		1-3-0		AWAY		0-0-0		0-2-0		3-6-0									
2-18-0		0-4-0		0-0-0		NEUTRAL		0-2-0		1-3-0		1-9-0									
5-26-0		0-6-0		2-3-0		NON-CONFERENCE		0-2-0		1-5-0		2-10-0									
1-0-0		0-0-0		1-0-0		HOME		0-0-0		0-0-0		0-0-0									
2-8-0		0-2-0		1-0-		AWAY		0-0-0		0-2-0		1-1-0									
2-18-0		0-4-0		0-0-0		NEUTRAL		0-2-0		1-3-0		1-9-0									
7-11-0		0-0-0		0-0-0		CONFERENCE		0-2-0		0-0-0		7-9-0									
5-6-0		0-0-0		0-0-0		HOME		0-2-0		0-0-0		5-4-0									
2-5-0		0-0-0		0-0-0		AWAY		0-0-0		0-0-0		2-5-0									
0-0-0		0-0-0		0-0-0		NEUTRAL		0-0-0		0-0-0		0-0-0									
RPI	S	Opponent		Score		RPI	S	Opponent		Score		RPI	S	Opponent		Score					
9	N	Oregon		0	9	30	A	Utah		1	11	60	N	New Mexico St.		3	13				
21	A	Arizona		0	10	30	A	Utah		4	12	83	N	Purdue		1	8				
21	A	Arizona		2	10	49	A	BYU		6	14	85	H	Weber St.		1	18				
23	N	Fla. Atlantic		2	7	49	A	BYU		6	5	85	H	Weber St.		1	9				
24	N	South Carolina		5	6	49	H	BYU		6	5										
24	N	South Carolina		4	21																
						LAST 10 GAMES															
						262 H North Dakota						5	4	189 H Montana						7	14
						262 H North Dakota						13	12	189 H Montana						13	14
						262 H North Dakota						9	5	189 H Montana						5	2
						49 H BYU						6	5	175 A Sacramento St.						0	4
						264 A Northern Colo.						4	5	175 A Sacramento St.						0	3
														185 A Idaho St.						14	7
														185 A Idaho St.						2	0
														189 H Montana						13	14
														189 H Montana						7	14
														189 H Montana						5	2
														217 N Yale						3	5
														220 N Boise St.						3	2

**Non-Div. I Games:** Dixie St.

13 9

Southern Utah



RPI	S	Opponent	Score	
249	H	Portland St.	4	7
249	H	Portland St.	8	2
249	H	Portland St.	2	10
262	H	North Dakota	5	4
262	H	North Dakota	9	5
262	H	North Dakota	13	12
264	A	Northern Colo.	4	5

Southern Utah

S  
o  
u  
t  
h  
e  
r  
n  
U  
t  
a  
h

S  
o  
u  
t  
h  
e  
r  
n  
U  
t  
a  
h



Average RPI Win:		211	WON-LOST RECORD		WINNING PCT. RANK		LAST 10 GAMES		STRENGTH OF SCHEDULE		OPP. STRENGTH OF SCHEDULE		TEAM RPI		ADJ RPI		CONF. RPI		ADJ CONF. RPI	
DIV. I ONLY			17-37-0		.31481 246		3-7-0		135		187		221		.4432 223		16		16	
DIV. I NON-CONF.			8-23-0		.25806 257		2-2-0		131		226		234		.43141 234		16		16	
TOTALS		RPI 1-25		RPI 26-50		W-L RECORDS		RPI 51-100		RPI 101-150		RPI 150+								
17-37-0		0-2-0		0-0-0		OVERALL		1-11-0		1-12-0		15-12-0								
3-6-0		0-0-0		0-0-0		HOME		0-0-0		0-5-0		3-1-0								
10-20-0		0-2-0		0-0-0		AWAY		1-8-0		0-1-0		9-9-0								
4-11-0		0-0-0		0-0-0		NEUTRAL		0-3-0		1-6-0		3-2-0								
8-23-0		0-2-0		0-0-0		NON-CONFERENCE		0-6-0		1-9-0		7-6-0								
0-3-0		0-0-0		0-0-0		HOME		0-0-0		0-2-0		0-1-0								
4-9-0		0-2-0		0-0-		AWAY		0-3-0		0-1-0		4-3-0								
4-11-0		0-0-0		0-0-0		NEUTRAL		0-3-0		1-6-0		3-2-0								
9-14-0		0-0-0		0-0-0		CONFERENCE		1-5-0		0-3-0		8-6-0								
3-3-0		0-0-0		0-0-0		HOME		0-0-0		0-3-0		3-0-0								
6-11-0		0-0-0		0-0-0		AWAY		1-5-0		0-0-0		5-6-0								
0-0-0		0-0-0		0-0-0		NEUTRAL		0-0-0		0-0-0		0-0-0								
RPI	S	Opponent		Score		RPI	S	Opponent		Score		RPI	S	Opponent		Score				
24	A	South Carolina		4	7			56	A	Col. of Charleston 2 3		111	N	Southern Ill.		0	8			
24	A	South Carolina		2	10			56	A	Col. of Charleston 1 5		112	N	Furman		3	7			
								59	A	Kent St. 2 3		112	N	Furman		5	9			
								59	A	Kent St. 0 8		126	A	Coastal Caro.		4	9			
								59	A	Kent St. 1 4		127	H	Miami (OH)		2	6			
								63	A	Arkansas 14 15		127	H	Miami (OH)		1	6			
								74	N	UNI 1 10		127	H	Miami (OH)		5	16			
								74	N	UNI 1 7		131	N	Wright St.		4	8			
								90	N	Nicholls St. 1 3		131	N	Wright St.		8	7			
								91	A	Ohio 1 2		134	H	Binghamton		4	12			
								91	A	Ohio 2 3		134	H	Binghamton		8	11			
								91	A	Ohio 5 3		143	N	Memphis		7	11			
												143	N	Memphis		0	9			
												153	A	Akron		1	7			
												153	A	Akron		0	5			
												165	N	UT Martin		3	4			
												174	A	Ball St.		2	0			
												174	A	Ball St.		3	5			
												174	A	Ball St.		13	4			
												184	A	Western Mich.		3	5			
												184	A	Western Mich.		1	4			
												184	A	Western Mich.		4	5			
												186	A	Toledo		2	1			
												186	A	Toledo		1	0			
												186	A	Toledo		6	3			
												194	N	Princeton		3	2			
												196	A	Southeastern La.		4	8			
LAST 10 GAMES																				
				127	H	Miami (OH)	2	6	91	A	Ohio	1	2	186	A	Toledo	2	1		
				127	H	Miami (OH)	5	16	91	A	Ohio	5	3	186	A	Toledo	1	0		
				127	H	Miami (OH)	1	6	91	A	Ohio	2	3	186	A	Toledo	6	3		
				277	A	Niagara	6	2	134	H	Binghamton	4	12	194	N	Princeton	3	2		
				277	A	Niagara	5	3	134	H	Binghamton	8	11	196	A	Southeastern La.	4	8		

Non-Div. I Games:

Buffalo



RPI	S	Opponent	Score	
219	A	Savannah St.	6	3
219	A	Savannah St.	9	0
229	N	Quinnipiac	1	3
239	A	Canisius	6	7
239	H	Canisius	1	4
240	H	Bowling Green	9	3
240	H	Bowling Green	9	0
240	H	Bowling Green	10	5
269	N	Tennessee St.	7	1
272	A	Hampton	7	8
277	A	Niagara	6	2
277	A	Niagara	5	3
279	N	Rhode Island	13	5

Buffalo

B  
u  
f  
f  
a  
l  
o

B  
u  
f  
f  
a  
l  
o



Average RPI Win: 240		WON-LOST RECORD	WINNING PCT. RANK	LAST 10 GAMES	STRENGTH OF SCHEDULE	OPP. STRENGTH OF SCHEDULE	TEAM RPI	ADJ RPI		CONF. RPI	ADJ CONF. RPI	
Average RPI Loss: 161												
DIV. I ONLY		18-23-0	.43902 183	2-8-0	259	238	227	.43886	224	24	24	
DIV. I NON-CONF.		11-10-0	.52381 129	0-1-0	292	251	225	.44029	221	26	26	
<hr/>												
TOTALS		RPI 1-25		RPI 26-50		W-L RECORDS		RPI 51-100		RPI 101-150		RPI 150+
18-23-0		0-0-0		0-0-0		OVERALL		0-1-0		1-11-0		17-11-0
4-7-0		0-0-0		0-0-0		HOME		0-0-0		0-4-0		4-3-0
7-12-0		0-0-0		0-0-0		AWAY		0-1-0		1-5-0		6-6-0
7-4-0		0-0-0		0-0-0		NEUTRAL		0-0-0		0-2-0		7-2-0
11-10-0		0-0-0		0-0-0		NON-CONFERENCE		0-1-0		1-3-0		10-6-0
0-1-0		0-0-0		0-0-0		HOME		0-0-0		0-0-0		0-1-0
4-5-0		0-0-0		0-0-		AWAY		0-1-0		1-1-0		3-3-0
7-4-0		0-0-0		0-0-0		NEUTRAL		0-0-0		0-2-0		7-2-0
7-13-0		0-0-0		0-0-0		CONFERENCE		0-0-0		0-8-0		7-5-0
4-6-0		0-0-0		0-0-0		HOME		0-0-0		0-4-0		4-2-0
3-7-0		0-0-0		0-0-0		AWAY		0-0-0		0-4-0		3-3-0
0-0-0		0-0-0		0-0-0		NEUTRAL		0-0-0		0-0-0		0-0-0
RPI S	Opponent	Score	RPI S	Opponent	Score	RPI S	Opponent	Score	RPI S	Opponent	Score	
						56 A	Col. of Charleston	0 8	110 N	Rutgers	3 10	
									114 A	Harvard	2 6	
									114 A	Harvard	4 11	
									114 A	Harvard	6 7	
									114 A	Harvard	0 8	
									116 A	UNCG	1 10	
									116 A	UNCG	4 2	
									127 N	Miami (OH)	4 6	
									136 H	Dartmouth	2 4	
									136 H	Dartmouth	1 4	
									136 H	Dartmouth	1 2	
									136 H	Dartmouth	2 7	
									157 H	Boston U.	3 7	
									171 N	UConn	0 7	
									191 A	Providence	0 8	
									194 H	Princeton	9 1	
									194 H	Princeton	1 3	
									199 A	Penn	5 1	
									199 A	Penn	0 2	
									213 A	Winthrop	3 8	
									216 N	Eastern Mich.	1 4	
			LAST 10 GAMES						217 A	Yale	3 1	
			217 A	Yale	3 5	114 A	Harvard	4 11	217 A	Yale	3 5	
			217 A	Yale	3 1	114 A	Harvard	6 7	217 H	Yale	1 2	
			217 H	Yale	6 2	114 A	Harvard	0 8	217 H	Yale	6 2	
			217 H	Yale	1 2	191 A	Providence	0 8	238 N	Appalachian St.	4 1	
			114 A	Harvard	2 6	136 H	Dartmouth	1 2	239 N	Canisius	5 1	

Non-Div. I Games:

Brown



RPI	S	Opponent	Score	
247	N	Central Conn. St.	2	1
254	A	UMBC	5	1
254	A	UMBC	3	5
256	H	Cornell	8	0
256	H	Cornell	8	4
257	A	Mt. St. Mary's	2	1
257	A	Mt. St. Mary's	13	2
259	N	Wagner	3	2
261	A	Columbia	7	6
261	A	Columbia	1	4
285	N	N.C. Central	8	0
285	N	N.C. Central	5	2
286	N	Rider	20	2

Brown



**Non-Div. I Games:**

Belmont



RPI	S	Opponent	Score	
253	H	Alabama St.	1	0
253	H	Alabama St.	8	0
263	N	Mississippi Val.	5	10
266	A	Austin Peay	11	3
266	A	Austin Peay	9	2
269	H	Tennessee St.	11	6
269	H	Tennessee St.	12	0
269	H	Tennessee St.	5	1
284	H	Alabama A&M	7	2
284	H	Alabama A&M	8	0
295	N	Ark.-Pine Bluff	8	0

Belmont

B  
e  
l  
m  
o  
n  
t

B  
e  
l  
m  
o  
n  
t



Average RPI Win:	235	WON-LOST RECORD	WINNING PCT. RANK	LAST 10 GAMES	STRENGTH OF SCHEDULE	OPP. STRENGTH OF SCHEDULE	TEAM RPI	ADJ RPI	CONF. RPI	ADJ CONF. RPI		
DIV. I ONLY		23-27-0	.46	172	3-7-0	269	188	223	.43682	226	31	31
DIV. I NON-CONF.		12-23-0	.34286	221	0-3-0	216	96	220	.43841	225	31	31
<hr/>												
TOTALS	RPI 1-25	RPI 26-50		W-L RECORDS		RPI 51-100		RPI 101-150		RPI 150+		
23-27-0	0-4-0	0-1-0		OVERALL		1-5-0		2-5-0		20-12-0		
8-5-0	0-0-0	0-0-0		HOME		0-0-0		1-1-0		7-4-0		
4-9-0	0-4-0	0-0-0		AWAY		0-3-0		0-0-0		4-2-0		
11-13-0	0-0-0	0-1-0		NEUTRAL		1-2-0		1-4-0		9-6-0		
12-23-0	0-4-0	0-1-0		NON-CONFERENCE		1-5-0		2-5-0		9-8-0		
1-3-0	0-0-0	0-0-0		HOME		0-0-0		1-1-0		0-2-0		
0-7-0	0-4-0	0-0-		AWAY		0-3-0		0-0-0		0-0-0		
11-13-0	0-0-0	0-1-0		NEUTRAL		1-2-0		1-4-0		9-6-0		
11-4-0	0-0-0	0-0-0		CONFERENCE		0-0-0		0-0-0		11-4-0		
7-2-0	0-0-0	0-0-0		HOME		0-0-0		0-0-0		7-2-0		
4-2-0	0-0-0	0-0-0		AWAY		0-0-0		0-0-0		4-2-0		
0-0-0	0-0-0	0-0-0		NEUTRAL		0-0-0		0-0-0		0-0-0		
RPI S	Opponent	Score		RPI S	Opponent	Score		RPI S	Opponent	Score		
1 A	Florida	1	4	43 N	South Ala.	3	7	71 A	Troy	2	11	
7 A	Florida St.	3	12					78 N	Southern Miss.	9	7	
7 A	Florida St.	1	10					82 N	Northern Ill.	4	6	
23 A	Fla. Atlantic	0	8					82 N	Northern Ill.	0	9	
								98 A	Jacksonville	0	4	
								98 A	Jacksonville	6	8	
								102 N	FIU	0	8	
								113 N	Lipscomb	4	3	
								121 N	Illinois St.	0	10	
								121 N	Illinois St.	3	4	
								132 N	LIU Brooklyn	0	1	
								147 H	North Florida	4	7	
								147 H	North Florida	6	1	
								161 N	Maine	5	3	
								163 N	Bucknell	0	3	
								171 N	UConn	2	1	
								171 N	UConn	2	1	
								190 H	Mercer	1	9	
								190 H	Mercer	7	15	
								210 N	Houston Baptist	1	7	
								219 A	Savannah St.	2	3	
								219 A	Savannah St.	2	1	
								219 A	Savannah St.	4	12	
								225 N	Belmont	5	4	
								228 H	Bethune-Cookman	11	2	
								228 H	Bethune-Cookman	1	7	
								228 H	Bethune-Cookman	5	7	
								229 N	Quinnipiac	2	3	
								237 N	Drexel	4	0	
								237 N	Drexel	2	6	
								248 N	South Dakota St.	5	6	
								265 N	UMass Lowell	1	0	
								273 N	Holy Cross	4	1	
LAST 10 GAMES												
7 A	Florida St.	3	12	219 A	Savannah St.	2	1	219 A	Savannah St.	4	12	
228 H	Bethune-Cookman	11	2	98 A	Jacksonville	6	8	248 N	South Dakota St.	5	6	
228 H	Bethune-Cookman	5	7	98 A	Jacksonville	0	4	265 N	UMass Lowell	1	0	
228 H	Bethune-Cookman	1	7	275 H	N.C. A&T	8	0	273 N	Holy Cross	4	1	
219 A	Savannah St.	2	3									

**Non-Div. I Games:**

Florida A&M



RPI	S	Opponent	Score	
275	H	N.C. A&T	8	0
275	H	N.C. A&T	7	2
275	H	N.C. A&T	9	7
276	N	Hartford	7	4
278	N	Jackson St.	6	8
285	A	N.C. Central	4	2
285	A	N.C. Central	10	1
285	A	N.C. Central	7	4
286	N	Rider	6	5
289	H	South Carolina St.	19	0
289	H	South Carolina St.	16	4
289	H	South Carolina St.	12	0

Florida A&M

F  
l  
o  
r  
i  
d  
a  
  
A  
&  
M

F  
l  
o  
r  
i  
d  
a  
  
A  
&  
M



Average RPI Win:	235	WON-LOST	WINNING	LAST 10	STRENGTH OF	OPP. STRENGTH	TEAM	ADJ	CONF.	ADJ CONF.	
Average RPI Loss:	148	RECORD	PCT. RANK	GAMES	SCHEDULE	OF SCHEDULE	RPI	RPI	RPI	RPI	
DIV. I ONLY	23-27-0	.46	172	3-7-0	268	215	225	.43661	227	21	21
DIV. I NON-CONF.	13-14-0	.48148	163	1-0-0	286	219	228	.43318	231	22	22
<hr/>											
TOTALS	RPI 1-25	RPI 26-50		W-L RECORDS		RPI 51-100		RPI 101-150		RPI 150+	
23-27-0	0-0-0	0-1-0		OVERALL		0-5-0		2-10-0		21-11-0	
14-13-0	0-0-0	0-0-0		HOME		0-3-0		2-6-0		12-4-0	
9-8-0	0-0-0	0-0-0		AWAY		0-0-0		0-3-0		9-5-0	
0-6-0	0-0-0	0-1-0		NEUTRAL		0-2-0		0-1-0		0-2-0	
13-14-0	0-0-0	0-1-0		NON-CONFERENCE		0-2-0		1-5-0		12-6-0	
10-5-0	0-0-0	0-0-0		HOME		0-0-0		1-1-0		9-4-0	
3-3-0	0-0-0	0-0-		AWAY		0-0-0		0-3-0		3-0-0	
0-6-0	0-0-0	0-1-0		NEUTRAL		0-2-0		0-1-0		0-2-0	
10-13-0	0-0-0	0-0-0		CONFERENCE		0-3-0		1-5-0		9-5-0	
4-8-0	0-0-0	0-0-0		HOME		0-3-0		1-5-0		3-0-0	
6-5-0	0-0-0	0-0-0		AWAY		0-0-0		0-0-0		6-5-0	
0-0-0	0-0-0	0-0-0		NEUTRAL		0-0-0		0-0-0		0-0-0	
RPI	S	Opponent	Score	RPI	S	Opponent	Score	RPI	S	Opponent	Score
				29	N	Notre Dame	0 12	63	N	Arkansas	0 8
								65	H	Fordham	1 3
								65	H	Fordham	6 8
								65	H	Fordham	2 10
								82	N	Northern Ill.	2 4
								116	A	UNCG	0 6
								116	A	UNCG	0 9
								118	N	Loyola Marymount	3 4
								120	A	Elon	2 3
								133	H	Saint Joseph's	1 2
								133	H	Saint Joseph's	1 12
								133	H	Saint Joseph's	4 0
								139	H	Massachusetts	1 9
								139	H	Massachusetts	2 4
								139	H	Massachusetts	0 2
								141	H	Virginia	5 2
								141	H	Virginia	3 4
								153	H	Akron	0 1
								158	A	Saint Louis	1 7
								158	A	Saint Louis	2 10
								158	A	Saint Louis	7 3
								180	H	Monmouth	4 5
								183	H	Maryland	9 7
								187	N	Pacific	7 10
								197	H	Robert Morris	5 4
								209	A	George Mason	3 1
								209	A	George Mason	0 3
								234	H	Gardner-Webb	6 5
								234	H	Gardner-Webb	5 3
								236	H	La Salle	6 4
								236	H	La Salle	6 3
								236	H	La Salle	6 0
<hr/>											
LAST 10 GAMES											
158	A	Saint Louis	7 3	133	H	Saint Joseph's	4 0	234	H	Gardner-Webb	6 5
158	A	Saint Louis	2 10	139	H	Massachusetts	2 4	234	H	Gardner-Webb	5 3
158	A	Saint Louis	1 7	139	H	Massachusetts	0 2	236	H	La Salle	6 4
133	H	Saint Joseph's	1 12	139	H	Massachusetts	1 9	236	H	La Salle	6 3
133	H	Saint Joseph's	1 2	250	A	Georgetown	13 11	236	H	La Salle	6 0

Non-Div. I Games:

George Washington



George Washington



Average RPI Win:		241	WON-LOST RECORD		WINNING PCT. RANK		LAST 10 GAMES		STRENGTH OF SCHEDULE		OPP. STRENGTH OF SCHEDULE		TEAM RPI		ADJ RPI		CONF. RPI		ADJ CONF. RPI	
DIV. I ONLY			17-30-0		.3617 225		6-4-0		206		251		230		.43314 228		31		31	
DIV. I NON-CONF.			5-26-0		.16129 274		1-3-0		81		182		242		.4259 238		31		31	
TOTALS		RPI 1-25		RPI 26-50		W-L RECORDS		RPI 51-100		RPI 101-150		RPI 150+								
17-30-0		0-4-0		0-1-0		OVERALL		0-2-0		1-12-0		16-11-0								
6-7-0		0-0-0		0-0-0		HOME		0-0-0		1-3-0		5-4-0								
8-6-0		0-2-0		0-0-0		AWAY		0-0-0		0-3-0		8-1-0								
3-17-0		0-2-0		0-1-0		NEUTRAL		0-2-0		0-6-0		3-6-0								
5-26-0		0-4-0		0-1-0		NON-CONFERENCE		0-2-0		1-12-0		4-7-0								
3-4-0		0-0-0		0-0-0		HOME		0-0-0		1-3-0		2-1-0								
0-5-0		0-2-0		0-0-		AWAY		0-0-0		0-3-0		0-0-0								
2-17-0		0-2-0		0-1-0		NEUTRAL		0-2-0		0-6-0		2-6-0								
12-4-0		0-0-0		0-0-0		CONFERENCE		0-0-0		0-0-0		12-4-0								
3-3-0		0-0-0		0-0-0		HOME		0-0-0		0-0-0		3-3-0								
8-1-0		0-0-0		0-0-0		AWAY		0-0-0		0-0-0		8-1-0								
1-0-0		0-0-0		0-0-0		NEUTRAL		0-0-0		0-0-0		1-0-0								
RPI	S	Opponent		Score		RPI	S	Opponent		Score		RPI	S	Opponent		Score				
15	N	LSU		2	16	49	N	BYU		0	3	58	N	San Diego St.		1	10			
20	A	South Fla.		0	5			69		N	San Jose St.		6	13	102	H	FIU		4	3
20	A	South Fla.		0	11			118	N	Loyola Marymount		5	6							
25	N	Oregon St.		0	9			118	N	Loyola Marymount		2	5							
								122	A	Stetson		0	1							
								128	N	New Mexico		4	8							
								129	H	Marist		2	3							
								129	H	Marist		2	5							
								130	N	UC Santa Barbara		1	4							
								140	N	Chattanooga		1	2							
								140	N	Chattanooga		2	9							
								147	A	North Florida		3	11							
								147	A	North Florida		1	5							
								151	N	Liberty		8	0							
								153	N	Akron		3	2							
								165	H	UT Martin		1	9							
								187	N	Pacific		0	8							
								209	H	George Mason		3	2							
								209	H	George Mason		8	1							
								219	H	Savannah St.		3	4							
								219	H	Savannah St.		0	1							
						219	H	Savannah St.		1	4									
						226	A	Florida A&M		2	5									
						226	A	Florida A&M		6	7									
						226	A	Florida A&M		7	5									
						147	A	North Florida		2	11									
						147	A	North Florida		7	1									

**Non-Div. I Games:**

Bethune-Cookman



RPI	S	Opponent	Score	
252	N	Utah Valley	3	11
259	N	Wagner	1	3
259	N	Wagner	7	8
268	N	Morgan St.	13	5
275	A	N.C. A&T	9	2
275	A	N.C. A&T	5	2
275	A	N.C. A&T	12	2
285	H	N.C. Central	9	2
285	H	N.C. Central	4	0
285	H	N.C. Central	3	2
289	A	South Carolina St.	6	1
289	A	South Carolina St.	16	0
289	A	South Carolina St.	8	6

Bethune-Cookman

B  
e  
t  
h  
u  
n  
e  
-  
C  
o  
o  
k  
m  
a  
n

B  
e  
t  
h  
u  
n  
e  
-  
C  
o  
o  
k  
m  
a  
n



Average RPI Win:	246	WON-LOST RECORD	WINNING PCT. RANK	LAST 10 GAMES	STRENGTH OF SCHEDULE	OPP. STRENGTH OF SCHEDULE	TEAM RPI	ADJ RPI	CONF. RPI	ADJ CONF. RPI	
Average RPI Loss:	177										
DIV. I ONLY	26-27-0	.49057	155	7-3-0	276	255	226	.43158	229	29	30
DIV. I NON-CONF.	15-18-0	.45455	179	0-0-0	277	228	236	.42543	240	30	30
<hr/>											
TOTALS	RPI 1-25	RPI 26-50		W-L RECORDS		RPI 51-100		RPI 101-150		RPI 150+	
26-27-0	0-0-0	0-1-0		OVERALL		0-1-0		0-8-0		26-17-0	
11-9-0	0-0-0	0-0-0		HOME		0-0-0		0-2-0		11-7-0	
8-6-0	0-0-0	0-0-0		AWAY		0-0-0		0-2-0		8-4-0	
7-12-0	0-0-0	0-1-0		NEUTRAL		0-1-0		0-4-0		7-6-0	
<hr/>											
15-18-0	0-0-0	0-1-0		NON-CONFERENCE		0-1-0		0-6-0		15-10-0	
6-4-0	0-0-0	0-0-0		HOME		0-0-0		0-2-0		6-2-0	
2-2-0	0-0-0	0-0-		AWAY		0-0-0		0-0-0		2-2-0	
7-12-0	0-0-0	0-1-0		NEUTRAL		0-1-0		0-4-0		7-6-0	
<hr/>											
11-9-0	0-0-0	0-0-0		CONFERENCE		0-0-0		0-2-0		11-7-0	
5-5-0	0-0-0	0-0-0		HOME		0-0-0		0-0-0		5-5-0	
6-4-0	0-0-0	0-0-0		AWAY		0-0-0		0-2-0		6-2-0	
0-0-0	0-0-0	0-0-0		NEUTRAL		0-0-0		0-0-0		0-0-0	
<hr/>											
RPI	S	Opponent	Score	RPI	S	Opponent	Score	RPI	S	Opponent	Score
				45	N	Northwestern	0 10	66	N	Lehigh	0 4
								110	N	Rutgers	3 9
								113	N	Lipscomb	2 7
								115	H	Army West Point	4 12
								115	H	Army West Point	1 3
								115	N	Army West Point	6 7
								129	A	Marist	1 4
								129	A	Marist	0 8
								137	N	Butler	2 5
								161	H	Maine	2 9
								161	H	Maine	4 2
								161	H	Maine	1 3
								180	H	Monmouth	3 8
								180	H	Monmouth	0 3
								184	N	Western Mich.	0 5
								194	N	Princeton	3 2
								194	N	Princeton	3 1
								198	A	Manhattan	2 3
								198	A	Manhattan	3 5
								203	A	Siena	6 2
								203	A	Siena	3 0
								206	N	Green Bay	1 7
								206	N	Green Bay	3 5
								214	N	Western Ill.	2 6
								215	N	Loyola Chicago	5 3
								217	H	Yale	1 0
								217	H	Yale	3 1
								221	H	Fairfield	1 0
							</				

Non-Div. I Games:

Quinnipiac



RPI	S	Opponent	Score	
221	H	Fairfield	1	2
223	N	Buffalo	3	1
226	N	Florida A&M	3	2
239	H	Canisius	1	3
239	H	Canisius	2	1
260	H	Iona	3	2
260	H	Iona	0	7
265	N	UMass Lowell	5	3
265	N	UMass Lowell	2	1
267	N	Northern Ky.	2	4
272	A	Hampton	8	1
276	A	Hartford	1	3
276	A	Hartford	3	0
277	H	Niagara	3	0
277	H	Niagara	5	0
279	N	Rhode Island	3	4
282	H	Fairleigh Dickinson	8	2
282	H	Fairleigh Dickinson	7	1
283	A	Sacred Heart	0	4
283	H	Sacred Heart	1	0
286	A	Rider	9	3
286	A	Rider	8	0
290	A	Saint Peter's	6	3
290	A	Saint Peter's	10	9

Quinnipiac

Q  
u  
i  
n  
n  
i  
p  
i  
a  
c

Q  
u  
i  
n  
n  
i  
p  
i  
a  
c



Average RPI Win:	225	WON-LOST	WINNING	LAST 10	STRENGTH OF	OPP. STRENGTH	TEAM	ADJ	CONF.	ADJ CONF.		
Average RPI Loss:	145	RECORD	PCT. RANK	GAMES	SCHEDULE	OF SCHEDULE	RPI	RPI	RPI	RPI		
DIV. I ONLY		24-30-0	.44444	180	3-7-0	273	200	231	.4313	230	17	17
DIV. I NON-CONF.		17-16-0	.51515	141	0-2-0	293	225	247	.42163	246	19	19
<hr/>												
TOTALS	RPI 1-25	RPI 26-50		W-L RECORDS		RPI 51-100		RPI 101-150		RPI 150+		
24-30-0	0-0-0	0-0-0		OVERALL		0-6-0		4-13-0		20-11-0		
6-5-0	0-0-0	0-0-0		HOME		0-2-0		0-1-0		6-2-0		
5-15-0	0-0-0	0-0-0		AWAY		0-1-0		3-8-0		2-6-0		
13-10-0	0-0-0	0-0-0		NEUTRAL		0-3-0		1-4-0		12-3-0		
17-16-0	0-0-0	0-0-0		NON-CONFERENCE		0-4-0		3-3-0		14-9-0		
2-2-0	0-0-0	0-0-0		HOME		0-0-0		0-1-0		2-1-0		
2-8-0	0-0-0	0-0-		AWAY		0-1-0		2-2-0		0-5-0		
13-6-0	0-0-0	0-0-0		NEUTRAL		0-3-0		1-0-0		12-3-0		
7-14-0	0-0-0	0-0-0		CONFERENCE		0-2-0		1-10-0		6-2-0		
4-3-0	0-0-0	0-0-0		HOME		0-2-0		0-0-0		4-1-0		
3-7-0	0-0-0	0-0-0		AWAY		0-0-0		1-6-0		2-1-0		
0-4-0	0-0-0	0-0-0		NEUTRAL		0-0-0		0-4-0		0-0-0		
RPI	S	Opponent	Score	RPI	S	Opponent	Score	RPI	S	Opponent	Score	
						62 N Georgia St.	7 10	109 A Villanova			1 2	
						67 A Hofstra	4 8	109 N Villanova			5 9	
						73 H DePaul	3 8	109 N Villanova			4 14	
						73 H DePaul	2 6	109 N Villanova			3 4	
						79 N Towson	2 4	109 N Villanova			3 10	
						83 N Purdue	2 11	110 A Rutgers			2 6	
								119 A St. John's (NY)			0 8	
								119 A St. John's (NY)			1 7	
								119 A St. John's (NY)			3 4	
								122 A Stetson			3 2	
								122 A Stetson			1 2	
								126 A Coastal Caro.			9 7	
								133 H Saint Joseph's			7 14	
								137 A Butler			1 5	
								137 A Butler			3 6	
								137 A Butler			3 2	
								146 N SFA			6 0	
								162 A La.-Monroe			1 3	
								176 H Creighton			0 3	
								176 H Creighton			4 3	
								181 A Stony Brook			4 5	
								190 A Mercer			1 8	
								190 A Mercer			2 11	
						119 A St. John's (NY)	3 4	181 A Stony Brook			4 5	
						119 A St. John's (NY)	1 7	191 H Providence			10 4	
						119 A St. John's (NY)	0 8	191 H Providence			4 3	
						73 H DePaul	3 8	191 H Providence			10 4	
						73 H DePaul	2 6	191 H Providence			6 5	
								237 A Drexel			4 5	
								193 N Sam Houston St.			4 2	

**Non-Div. I Games:**

Seton Hall



Section Hall 11

Section Hall 11



S  
o  
u  
t  
h  
e  
a  
s  
t  
M  
o  
.  
S  
t  
.

Southeast Mo. St.



RPI	S	Opponent	Score	
225	H	Belmont	3	0
225	H	Belmont	1	2
232	N	Valparaiso	3	2
266	H	Austin Peay	15	6
266	H	Austin Peay	3	7
266	H	Austin Peay	7	4
269	H	Tennessee St.	7	2
269	H	Tennessee St.	9	0
278	A	Jackson St.	11	1
278	A	Jackson St.	9	8

Southeast Mo. St.

S  
o  
u  
t  
h  
e  
a  
s  
t  
M  
o  
.  
S  
t  
.

S  
o  
u  
t  
h  
e  
a  
s  
t  
M  
o  
.  
S  
t  
.



Average RPI Win:	225	WON-LOST RECORD	WINNING PCT. RANK	LAST 10 GAMES	STRENGTH OF SCHEDULE	OPP. STRENGTH OF SCHEDULE	TEAM RPI	ADJ RPI	CONF. RPI	ADJ CONF. RPI					
DIV. I ONLY		14-33-0	.29787	252	5-5-0	196	225	243	.42792	232	28	28			
DIV. I NON-CONF.		6-18-0	.25	258	1-0-0	161	158	241	.43289	232	27	27			
<hr/>															
TOTALS	RPI 1-25	RPI 26-50		W-L RECORDS		RPI 51-100		RPI 101-150		RPI 150+					
14-33-0	0-1-0	0-2-0		OVERALL		1-3-0		1-9-0		12-18-0					
9-6-0	0-0-0	0-0-0		HOME		0-0-0		0-0-0		9-6-0					
2-16-0	0-0-0	0-1-0		AWAY		0-1-0		1-5-0		1-8-0					
3-11-0	0-1-0	0-1-0		NEUTRAL		1-2-0		0-3-0		2-4-0					
<hr/>															
6-18-0	0-1-0	0-2-0		NON-CONFERENCE		1-3-0		0-6-0		5-6-0					
2-0-0	0-0-0	0-0-0		HOME		0-0-0		0-0-0		2-0-0					
1-7-0	0-0-0	0-0-		AWAY		0-1-0		0-3-0		1-2-0					
3-11-0	0-1-0	0-1-0		NEUTRAL		1-2-0		0-3-0		2-4-0					
<hr/>															
8-15-0	0-0-0	0-0-0		CONFERENCE		0-0-0		1-3-0		7-12-0					
7-6-0	0-0-0	0-0-0		HOME		0-0-0		0-0-0		7-6-0					
1-9-0	0-0-0	0-0-0		AWAY		0-0-0		1-3-0		0-6-0					
0-0-0	0-0-0	0-0-0		NEUTRAL		0-0-0		0-0-0		0-0-0					
<hr/>															
RPI	S	Opponent	Score	RPI	S	Opponent	Score	RPI	S	Opponent	Score	RPI	S	Opponent	Score
7	N	Florida St.	5 16	29	A	Notre Dame	3 7	57	A	USC Upstate	4 12	102	A	FIU	1 9
				48	N	Illinois	1 6	73	N	DePaul	5 1	119	N	St. John's (NY)	0 12
								77	N	Wisconsin	5 7	120	N	Elon	5 10
								88	N	Western Caro.	4 5	131	A	Wright St.	1 9
												131	A	Wright St.	6 5
												131	A	Wright St.	1 9
												131	A	Wright St.	2 3
												132	N	LIU Brooklyn	1 6
												149	A	Central Mich.	1 10
												149	A	Central Mich.	3 5
												159	N	SIUE	1 15
												160	A	Ill.-Chicago	2 4
												160	A	Ill.-Chicago	1 3
												160	A	Ill.-Chicago	2 5
												164	A	UNLV	5 8
												168	N	Utah St.	4 18
												169	A	Youngstown St.	0 3
												169	A	Youngstown St.	1 4
												169	A	Youngstown St.	0 3
												172	N	Presbyterian	4 2
												174	N	Ball St.	1 8
												188	A	Western Ky.	1 7
												206	H	Green Bay	11 1
												206	H	Green Bay	4 12
												211	H	Cleveland St.	7 10
												211	H	Cleveland St.	2 1
												211	H	Cleveland St.	2 5

**Non-Div. I Games:**

Valparaiso



RPI	S	Opponent	Score	
231	N	Southeast Mo. St.	2	3
240	H	Bowling Green	6	0
240	H	Bowling Green	4	3
251	H	Detroit	6	9
251	H	Detroit	9	1
251	H	Detroit	2	9
267	H	Northern Ky.	8	0
267	H	Northern Ky.	2	0
270	N	Santa Clara	10	0
271	H	Oakland	6	7
271	H	Oakland	3	2
271	H	Oakland	3	2
280	A	IPFW	6	0

Valparaiso

V  
a  
l  
p  
a  
r  
a  
i  
s  
o

V  
a  
l  
p  
a  
r  
a  
i  
s  
o



Seattle



RPI	S	Opponent	Score	
244	N	Colgate	1	3
249	A	Portland St.	1	2
249	A	Portland St.	11	8
252	H	Utah Valley	8	3
252	H	Utah Valley	4	7
252	H	Utah Valley	6	4
270	A	Santa Clara	6	3
270	N	Santa Clara	4	3

Seattle

S  
e  
a  
t  
t  
l  
e

S  
e  
a  
t  
t  
l  
e



Average RPI Win:	244	WON-LOST	WINNING	LAST 10	STRENGTH OF	OPP. STRENGTH	TEAM	ADJ	CONF.	ADJ CONF.	
Average RPI Loss:	145	RECORD	PCT. RANK	GAMES	SCHEDULE	OF SCHEDULE	RPI	RPI	RPI	RPI	
DIV. I ONLY	21-32-0	.39623	212	3-7-0	243	246	234	.4273	234	19	19
DIV. I NON-CONF.	14-15-0	.48276	162	0-1-0	283	285	238	.42608	237	20	20
<hr/>											
TOTALS	RPI 1-25	RPI 26-50		W-L RECORDS		RPI 51-100		RPI 101-150		RPI 150+	
21-32-0	0-0-0	0-0-0		OVERALL		0-8-0		0-10-0		21-14-0	
15-14-0	0-0-0	0-0-0		HOME		0-7-0		0-0-0		15-7-0	
3-15-0	0-0-0	0-0-0		AWAY		0-0-0		0-10-0		3-5-0	
3-3-0	0-0-0	0-0-0		NEUTRAL		0-1-0		0-0-0		3-2-0	
14-15-0	0-0-0	0-0-0		NON-CONFERENCE		0-5-0		0-4-0		14-6-0	
8-6-0	0-0-0	0-0-0		HOME		0-4-0		0-0-0		8-2-0	
3-6-0	0-0-0	0-0-		AWAY		0-0-0		0-4-0		3-2-0	
3-3-0	0-0-0	0-0-0		NEUTRAL		0-1-0		0-0-0		3-2-0	
7-17-0	0-0-0	0-0-0		CONFERENCE		0-3-0		0-6-0		7-8-0	
7-8-0	0-0-0	0-0-0		HOME		0-3-0		0-0-0		7-5-0	
0-9-0	0-0-0	0-0-0		AWAY		0-0-0		0-6-0		0-3-0	
0-0-0	0-0-0	0-0-0		NEUTRAL		0-0-0		0-0-0		0-0-0	
RPI	S	Opponent	Score	RPI	S	Opponent	Score	RPI	S	Opponent	Score
						57 H USC Upstate	3 6	112 A Furman	1 3		
						57 H USC Upstate	0 10	112 A Furman	1 16		
						64 H Longwood	1 3	126 A Coastal Caro.	2 4		
						64 H Longwood	1 3	126 A Coastal Caro.	0 9		
						64 H Longwood	0 9	126 A Coastal Caro.	0 7		
						94 H Charlotte	0 8	144 A ETSU	3 10		
						94 H Charlotte	0 8	144 A ETSU	0 3		
						97 N Eastern Ky.	1 4	150 A Radford	9 11		
								150 A Radford	1 3		
								150 A Radford	0 8		
								151 A Liberty	1 4		
								151 A Liberty	0 4		
								151 A Liberty	0 1		
								153 N Akron	2 9		
								153 N Akron	1 5		
								167 N Omaha	12 6		
								172 H Presbyterian	3 2		
								172 H Presbyterian	6 2		
								172 H Presbyterian	0 4		
								179 H Charleston So.	0 6		
								179 H Charleston So.	4 2		
								179 H Charleston So.	4 9		
				LAST 10 GAMES							
				213 H Winthrop	7 5	151 A Liberty	1 4	213 H Winthrop	7 5		
				213 H Winthrop	1 0	126 A Coastal Caro.	0 7	213 H Winthrop	1 0		
				213 H Winthrop	7 6	126 A Coastal Caro.	0 9	213 H Winthrop	7 6		
				151 A Liberty	0 4	126 A Coastal Caro.	2 4	218 H Campbell	4 6		
				151 A Liberty	0 1	144 A ETSU	3 10	218 H Campbell	8 1		



RPI	S	Opponent	Score	
218	H	Campbell	0	9
227	A	George Washington	5	6
227	A	George Washington	3	5
239	N	Canisius	2	1
253	A	Alabama St.	5	3
266	H	Austin Peay	12	15
266	H	Austin Peay	9	2
272	H	Hampton	9	1
272	H	Hampton	3	4
275	H	N.C. A&T	5	3
275	H	N.C. A&T	5	3
276	H	Hartford	7	2
276	H	Hartford	7	0
285	A	N.C. Central	11	10
285	A	N.C. Central	4	0
287	N	Howard	1	0
289	H	South Carolina St.	11	1
289	H	South Carolina St.	11	1

Gardner-Webb

Gardner-Webb

Gardner-Webb



I  
n  
c  
a  
r  
n  
a  
t  
e  
W  
o  
r  
d

Incarnate Word



RPI	S	Opponent	Score	
264	N	Northern Colo.	2	6
278	N	Jackson St.	5	4
280	N	IPFW	5	1
291	A	Prairie View	12	8
291	A	Prairie View	23	11
291	H	Prairie View	10	2
291	H	Prairie View	11	0

Incarnate Word

I  
n  
c  
a  
r  
n  
a  
t  
e  
W  
o  
r  
d

I  
n  
c  
a  
r  
n  
a  
t  
e  
W  
o  
r  
d



Average RPI Win:	242	WON-LOST RECORD	WINNING PCT. RANK	LAST 10 GAMES	STRENGTH OF SCHEDULE	OPP. STRENGTH OF SCHEDULE	TEAM RPI	ADJ RPI	CONF. RPI	ADJ CONF. RPI	
DIV. I ONLY		16-28-0	.36364 223	4-6-0	237	245	240	.42401 236	21	21	
DIV. I NON-CONF.		8-14-0	.36364 212	0-2-0	235	269	238	.42888 235	22	22	
<hr/>											
TOTALS	RPI 1-25	RPI 26-50	W-L RECORDS		RPI 51-100	RPI 101-150		RPI 150+			
16-28-0	0-0-0	0-1-0	OVERALL		0-2-0	1-10-0		15-15-0			
5-7-0	0-0-0	0-0-0	HOME		0-0-0	1-1-0		4-6-0			
5-16-0	0-0-0	0-1-0	AWAY		0-1-0	0-6-0		5-8-0			
6-5-0	0-0-0	0-0-0	NEUTRAL		0-1-0	0-3-0		6-1-0			
<hr/>											
8-14-0	0-0-0	0-1-0	NON-CONFERENCE		0-2-0	0-4-0		8-7-0			
1-1-0	0-0-0	0-0-0	HOME		0-0-0	0-0-0		1-1-0			
2-8-0	0-0-0	0-0-	AWAY		0-1-0	0-1-0		2-5-0			
5-5-0	0-0-0	0-0-0	NEUTRAL		0-1-0	0-3-0		5-1-0			
<hr/>											
8-14-0	0-0-0	0-0-0	CONFERENCE		0-0-0	1-6-0		7-8-0			
4-6-0	0-0-0	0-0-0	HOME		0-0-0	1-1-0		3-5-0			
3-8-0	0-0-0	0-0-0	AWAY		0-0-0	0-5-0		3-3-0			
1-0-0	0-0-0	0-0-0	NEUTRAL		0-0-0	0-0-0		1-0-0			
<hr/>											
RPI S	Opponent	Score	RPI S	Opponent	Score	RPI S	Opponent	Score	RPI S	Opponent	Score
			31 A	UCF	0 9	57 A	USC Upstate	0 8	107 A	Dayton	0 6
						91 N	Ohio	0 8	107 A	Dayton	1 2
									107 A	Dayton	1 2
									112 A	Furman	0 12
									132 N	LIU Brooklyn	5 9
									133 A	Saint Joseph's	1 3
									133 A	Saint Joseph's	1 7
									139 H	Massachusetts	2 11
									139 H	Massachusetts	10 8
									141 N	Virginia	3 6
									147 N	North Florida	1 9
									151 A	Liberty	0 9
									151 A	Liberty	2 10
									158 H	Saint Louis	7 17
									158 H	Saint Louis	4 3
									158 H	Saint Louis	2 10
									195 A	Delaware St.	1 2
									195 A	Delaware St.	7 10
									199 A	Penn	5 3
									199 A	Penn	2 5
									204 N	Middle Tenn.	5 0
			LAST 10 GAMES						209 H	George Mason	2 1
			279 A	Rhode Island	6 4	139 H	Massachusetts	2 11	209 H	George Mason	6 9
			279 A	Rhode Island	8 4	139 H	Massachusetts	10 8	209 H	George Mason	4 6
			279 A	Rhode Island	9 0	133 A	Saint Joseph's	1 3	227 A	George Washington	3 6
			195 A	Delaware St.	1 2	133 A	Saint Joseph's	1 7	227 A	George Washington	4 6
			195 A	Delaware St.	7 10	209 H	George Mason	6 9	227 A	George Washington	0 6

Non-Div. I Games:

La Salle



RPI	S	Opponent	Score	
237	A	Drexel	2	0
241	N	South Dakota	4	2
245	H	St. Bonaventure	4	5
245	H	St. Bonaventure	18	5
274	H	Lafayette	7	2
274	H	Lafayette	1	5
279	A	Rhode Island	8	4
279	A	Rhode Island	9	0
279	A	Rhode Island	6	4
279	N	Rhode Island	6	4
281	N	Norfolk St.	6	2
283	N	Sacred Heart	1	3
283	N	Sacred Heart	6	4
283	N	Sacred Heart	6	4

La Salle

L  
a  
S  
a  
l  
l  
e

L  
a  
S  
a  
l  
l  
e



Average RPI Win: 263		WON-LOST RECORD	WINNING PCT. RANK	LAST 10 GAMES	STRENGTH OF SCHEDULE	OPP. STRENGTH OF SCHEDULE	TEAM RPI	ADJ RPI	CONF. RPI	ADJ CONF. RPI	
Average RPI Loss: 127											
DIV. I ONLY		20-35-0	.36364 223	3-7-0	204	249	228	.42342 237	8	8	
DIV. I NON-CONF.		20-16-0	.55556 104	3-1-0	291	292	229	.42252 243	9	9	
TOTALS		RPI 1-25	RPI 26-50		W-L RECORDS		RPI 51-100		RPI 101-150		RPI 150+
20-35-0		0-3-0	0-0-0		OVERALL		1-13-0		0-8-0		19-11-0
6-11-0		0-3-0	0-0-0		HOME		0-2-0		0-3-0		6-3-0
7-17-0		0-0-0	0-0-0		AWAY		0-9-0		0-5-0		7-2-0
7-7-0		0-0-0	0-0-0		NEUTRAL		1-2-0		0-0-0		6-5-0
20-16-0		0-0-0	0-0-0		NON-CONFERENCE		1-2-0		0-3-0		19-11-0
6-4-0		0-0-0	0-0-0		HOME		0-0-0		0-1-0		6-3-0
7-5-0		0-0-0	0-0-		AWAY		0-0-0		0-2-0		7-3-0
7-7-0		0-0-0	0-0-0		NEUTRAL		1-2-0		0-0-0		6-5-0
0-19-0		0-3-0	0-0-0		CONFERENCE		0-11-0		0-5-0		0-0-0
0-7-0		0-3-0	0-0-0		HOME		0-2-0		0-2-0		0-0-0
0-12-0		0-0-0	0-0-0		AWAY		0-9-0		0-3-0		0-0-0
0-0-0		0-0-0	0-0-0		NEUTRAL		0-0-0		0-0-0		0-0-0
RPI S	Opponent	Score	RPI S	Opponent	Score	RPI S	Opponent	Score	RPI S	Opponent	Score
5	H James Madison	0 8				56	A Col. of Charleston	0 1	103	H UNCW	2 5
5	H James Madison	0 8				56	A Col. of Charleston	1 10	103	H UNCW	2 7
5	H James Madison	0 3				56	A Col. of Charleston	0 8	109	A Villanova	0 12
						61	N Jacksonville St.	10 9	116	A UNCG	0 8
						67	A Hofstra	3 12	120	A Elon	2 9
						67	A Hofstra	2 9	120	A Elon	4 8
						67	A Hofstra	3 13	120	A Elon	7 15
						70	A Delaware	10 13	133	H Saint Joseph's	2 12
						70	A Delaware	1 9	163	N Bucknell	1 10
						70	A Delaware	2 6	176	N Creighton	3 7
						79	H Towson	4 14	199	A Penn	2 4
						79	H Towson	2 8	219	A Savannah St.	0 6
						88	N Western Caro.	1 7	226	N Florida A&M	6 2
						88	N Western Caro.	0 8	226	N Florida A&M	0 4
									230	H Seton Hall	5 4
									236	H La Salle	0 2
									259	H Wagner	1 3
									259	H Wagner	7 4
									272	A Hampton	10 5
									272	N Hampton	1 0
									272	N Hampton	14 4
									273	N Holy Cross	1 8
									273	N Holy Cross	8 3
									274	H Lafayette	9 1
									274	H Lafayette	1 3
									275	A N.C. A&T	2 3
									275	A N.C. A&T	10 7
LAST 10 GAMES											
			56	A Col. of Charleston	0 8	103	H UNCW	2 5			
			56	A Col. of Charleston	0 1	103	H UNCW	2 7			
			56	A Col. of Charleston	1 10	288	H UMES	5 0			
			259	H Wagner	7 4	288	H UMES	8 0			
			259	H Wagner	1 3	67	A Hofstra	2 9			

Non-Div. I Games:

Drexel



RPI	S	Opponent	Score	
275	N	N.C. A&T	1	0
281	A	Norfolk St.	13	3
281	A	Norfolk St.	6	5
283	N	Sacred Heart	0	1
285	A	N.C. Central	7	6
286	H	Rider	6	2
286	N	Rider	5	0
288	H	UMES	5	0
288	H	UMES	8	0
289	A	South Carolina St.	4	0
289	A	South Carolina St.	10	1

Drexel

D  
r  
e  
x  
e  
l

D  
r  
e  
x  
e  
l



Average RPI Win:	200	WON-LOST RECORD	WINNING PCT. RANK	LAST 10 GAMES	STRENGTH OF SCHEDULE	OPP. STRENGTH OF SCHEDULE	TEAM RPI	ADJ RPI	CONF. RPI	ADJ CONF. RPI		
DIV. I ONLY		11-45-0	.19643	283	2-8-0	87	153	232	.42339	238	6	7
DIV. I NON-CONF.		9-23-0	.28125	241	2-2-0	186	271	252	.4126	255	7	7
<hr/>												
TOTALS	RPI 1-25	RPI 26-50		W-L RECORDS		RPI 51-100		RPI 101-150		RPI 150+		
11-45-0	0-5-0	0-6-0		OVERALL		2-14-0		1-6-0		8-14-0		
6-17-0	0-0-0	0-6-0		HOME		0-6-0		1-1-0		5-4-0		
2-14-0	0-5-0	0-0-0		AWAY		1-6-0		0-3-0		1-0-0		
3-14-0	0-0-0	0-0-0		NEUTRAL		1-2-0		0-2-0		2-10-0		
9-23-0	0-2-0	0-0-0		NON-CONFERENCE		1-3-0		1-6-0		7-12-0		
5-3-0	0-0-0	0-0-0		HOME		0-0-0		1-1-0		4-2-0		
1-6-0	0-2-0	0-0-		AWAY		0-1-0		0-3-0		1-0-0		
3-14-0	0-0-0	0-0-0		NEUTRAL		1-2-0		0-2-0		2-10-0		
2-22-0	0-3-0	0-6-0		CONFERENCE		1-11-0		0-0-0		1-2-0		
1-14-0	0-0-0	0-6-0		HOME		0-6-0		0-0-0		1-2-0		
1-8-0	0-3-0	0-0-0		AWAY		1-5-0		0-0-0		0-0-0		
0-0-0	0-0-0	0-0-0		NEUTRAL		0-0-0		0-0-0		0-0-0		
<hr/>												
RPI	S	Opponent	Score	RPI	S	Opponent	Score	RPI	S	Opponent	Score	
8	A	Auburn	5 22	43	H	South Ala.	2 7	62	H	Georgia St.	9 11	
8	A	Auburn	0 9	43	H	South Ala.	0 2	62	H	Georgia St.	3 9	
12	A	La.-Lafayette	4 13	43	H	South Ala.	0 6	62	H	Georgia St.	0 15	
12	A	La.-Lafayette	0 14	44	H	Texas St.	0 12	71	H	Troy	6 23	
12	A	La.-Lafayette	2 14	44	H	Texas St.	5 14	71	H	Troy	1 11	
				44	H	Texas St.	2 5	71	H	Troy	19 25	
								79	N	Towson	1 11	
								79	N	Towson	9 12	
								81	A	UT Arlington	4 3	
								81	A	UT Arlington	7 8	
								81	A	UT Arlington	2 10	
								93	N	Marshall	4 3	
								94	A	Charlotte	0 8	
								99	A	Ga. Southern	7 11	
								99	A	Ga. Southern	2 6	
								99	A	Ga. Southern	0 3	

**Non-Div. I Games:**

Appalachian St.



RPI	S	Opponent	Score	
285	N	N.C. Central	5	8
286	N	Rider	8	0

Appalachian St.

A  
P  
P  
a  
l  
a  
c  
h  
i  
a  
n  
S  
t  
.

A  
P  
P  
a  
l  
a  
c  
h  
i  
a  
n  
S  
t  
.



Average RPI Win:	236	WON-LOST RECORD	WINNING PCT. RANK	LAST 10 GAMES	STRENGTH OF SCHEDULE	OPP. STRENGTH OF SCHEDULE	TEAM RPI	ADJ RPI	CONF. RPI	ADJ CONF. RPI	
DIV. I ONLY		22-30-0	.42308 193	7-3-0	255	258	235	.42292 239	29	30	
DIV. I NON-CONF.		9-23-0	.28125 241	0-0-0	259	239	268	.3927 271	30	30	
<hr/>											
TOTALS	RPI 1-25	RPI 26-50	W-L RECORDS		RPI 51-100	RPI 101-150	RPI 150+				
22-30-0	0-0-0	0-1-0	OVERALL		0-6-0	2-4-0	20-19-0				
8-3-0	0-0-0	0-0-0	HOME		0-0-0	0-0-0	8-3-0				
9-13-0	0-0-0	0-1-0	AWAY		0-2-0	2-2-0	7-8-0				
5-14-0	0-0-0	0-0-0	NEUTRAL		0-4-0	0-2-0	5-8-0				
<hr/>											
9-23-0	0-0-0	0-1-0	NON-CONFERENCE		0-6-0	1-3-0	8-13-0				
1-0-0	0-0-0	0-0-0	HOME		0-0-0	0-0-0	1-0-0				
3-9-0	0-0-0	0-0-	AWAY		0-2-0	1-1-0	2-5-0				
5-14-0	0-0-0	0-0-0	NEUTRAL		0-4-0	0-2-0	5-8-0				
<hr/>											
13-7-0	0-0-0	0-0-0	CONFERENCE		0-0-0	1-1-0	12-6-0				
7-3-0	0-0-0	0-0-0	HOME		0-0-0	0-0-0	7-3-0				
6-4-0	0-0-0	0-0-0	AWAY		0-0-0	1-1-0	5-3-0				
0-0-0	0-0-0	0-0-0	NEUTRAL		0-0-0	0-0-0	0-0-0				
<hr/>											
RPI S	Opponent	Score	RPI S	Opponent	Score	RPI S	Opponent	Score	RPI S	Opponent	Score
			28 A	Cal St. Fullerton	0 8	58 N	San Diego St.	2 14	106 A	UC Riverside	4 1
						79 N	Towson	5 6	106 A	UC Riverside	1 6
						84 A	Syracuse	1 22	129 A	Marist	6 3
						84 A	Syracuse	0 4	129 A	Marist	1 5
						85 N	Weber St.	2 6	135 N	Saint Francis (PA)	1 9
						85 N	Weber St.	5 10	148 N	UTSA	2 3
									153 N	Akron	0 3
									153 N	Akron	1 5
									180 H	Monmouth	5 4
									180 H	Monmouth	5 1
									198 A	Manhattan	3 1
									198 A	Manhattan	4 11
									203 H	Siena	4 7
									203 H	Siena	8 13
									209 A	George Mason	1 9
									213 A	Winthrop	7 8
									214 N	Western Ill.	0 8
									214 N	Western Ill.	1 2
									221 H	Fairfield	5 6
									221 H	Fairfield	5 4
									223 A	Buffalo	4 1
									223 H	Buffalo	7 6
									224 N	Brown	1 5
									227 A	George Washington	3 4
									229 A	Quinnipiac	1 2
									229 A	Quinnipiac	3 1
									234 N	Gardner-Webb	1 2
			LAST 10 GAMES								
			129 A	Marist	1 5	286 H	Rider	10 3			
			129 A	Marist	6 3	180 H	Monmouth	5 1			
			229 A	Quinnipiac	1 2	180 H	Monmouth	5 4			
			229 A	Quinnipiac	3 1	277 A	Niagara	7 1			
			286 H	Rider	11 6	277 A	Niagara	0 1			

Non-Div. I Games:

Canisius



Canisius



[illegible]

**Non-Div. I Games:**

Bowling Green



RPI	S	Opponent	Score	
223	A	Buffalo	3	9
223	A	Buffalo	5	10
232	A	Valparaiso	3	4
232	A	Valparaiso	0	6
241	N	South Dakota	5	2
262	N	North Dakota	1	0
268	N	Morgan St.	6	4
268	N	Morgan St.	11	2
276	N	Hartford	2	4
277	N	Niagara	1	4
280	H	IPFW	9	4
280	H	IPFW	4	6
280	N	IPFW	1	2

Bowling Green

B  
o  
w  
l  
i  
n  
g  
G  
r  
e  
e  
n

B  
o  
w  
l  
i  
n  
g  
G  
r  
e  
e  
n



Average RPI Win:		193	WON-LOST RECORD		WINNING PCT. RANK	LAST 10 GAMES	STRENGTH OF SCHEDULE		OPP. STRENGTH OF SCHEDULE	TEAM RPI	ADJ RPI	CONF. RPI	ADJ CONF. RPI
Average RPI Loss:		140											
DIV. I ONLY			14-36-0		.28	260	1-9-0		199	133	239	.42218	241
DIV. I NON-CONF.			6-27-0		.18182	272	0-2-0		134	60	244	.42203	244
TOTALS		RPI 1-25	RPI 26-50		W-L RECORDS		RPI 51-100		RPI 101-150		RPI 150+		
14-36-0		0-5-0	0-3-0		OVERALL		2-5-0		3-5-0		9-18-0		
6-4-0		0-0-0	0-0-0		HOME		0-2-0		0-0-0		6-2-0		
4-17-0		0-2-0	0-1-0		AWAY		1-2-0		0-2-0		3-10-0		
4-15-0		0-3-0	0-2-0		NEUTRAL		1-1-0		3-3-0		0-6-0		
6-27-0		0-5-0	0-3-0		NON-CONFERENCE		2-3-0		3-5-0		1-11-0		
1-1-0		0-0-0	0-0-0		HOME		0-0-0		0-0-0		1-1-0		
1-11-0		0-2-0	0-0-		AWAY		1-2-0		0-2-0		0-4-0		
4-15-0		0-3-0	0-2-0		NEUTRAL		1-1-0		3-3-0		0-6-0		
8-9-0		0-0-0	0-0-0		CONFERENCE		0-2-0		0-0-0		8-7-0		
5-3-0		0-0-0	0-0-0		HOME		0-2-0		0-0-0		5-1-0		
3-6-0		0-0-0	0-0-0		AWAY		0-0-0		0-0-0		3-6-0		
0-0-0		0-0-0	0-0-0		NEUTRAL		0-0-0		0-0-0		0-0-0		
RPI S	Opponent	Score	RPI S	Opponent	Score	RPI S	Opponent	Score	RPI S	Opponent	Score		
1 A	Florida	0 9	31 A	UCF	0 8	51 H	North Dakota St.	2 8	115 N	Army West Point	4 3		
1 A	Florida	0 9	36 N	Long Beach St.	4 12	51 H	North Dakota St.	0 3	128 N	New Mexico	2 3		
6 N	Washington	3 14	37 N	California	1 8	58 A	San Diego St.	1 2	132 N	LIU Brooklyn	3 2		
16 N	Kentucky	0 10				72 N	Texas Tech	5 3	145 A	Iowa St.	2 8		
20 N	South Fla.	0 7				77 A	Wisconsin	7 6	145 A	Iowa St.	7 10		
						77 A	Wisconsin	2 10	145 N	Iowa St.	3 6		
						100 N	Lamar	7 11	147 N	North Florida	4 6		
									149 N	Central Mich.	4 3		
									164 A	UNLV	3 7		
									167 A	Omaha	4 6		
									167 A	Omaha	3 11		
									167 A	Omaha	4 9		
									178 H	UMKC	2 10		
									178 H	UMKC	7 6		
									185 N	Idaho St.	1 2		
									202 A	UC Davis	10 11		
									202 A	UC Davis	1 11		
									204 N	Middle Tenn.	0 1		
									207 A	San Diego	3 6		
									214 H	Western Ill.	4 0		
									214 H	Western Ill.	7 3		
									214 H	Western Ill.	2 3		
									236 N	La Salle	2 4		
									240 N	Bowling Green	2 5		
									246 H	IUPUI	10 9		
									246 H	IUPUI	4 1		
									246 H	IUPUI	2 0		
			LAST 10 GAMES										
			248 A	South Dakota St.	4 6	167 A	Omaha	4 6	236 N	La Salle	2 4		
			248 A	South Dakota St.	5 4	167 A	Omaha	4 9	240 N	Bowling Green	2 5		
			248 A	South Dakota St.	11 12	167 A	Omaha	3 11	246 H	IUPUI	10 9		
			51 H	North Dakota St.	0 3	145 A	Iowa St.	7 10	246 H	IUPUI	4 1		
			51 H	North Dakota St.	2 8	145 A	Iowa St.	2 8	246 H	IUPUI	2 0		

Non-Div. I Games:

South Dakota



South Dakota



Average RPI Win: 233		WON-LOST RECORD		WINNING PCT. RANK		LAST 10 GAMES		STRENGTH OF SCHEDULE		OPP. STRENGTH OF SCHEDULE		TEAM RPI		ADJ RPI		CONF. RPI		ADJ CONF. RPI	
DIV. I ONLY		13-32-0		.28889 255		3-7-0		222		152		250		.42126 242		20		20	
DIV. I NON-CONF.		8-22-0		.26667 252		0-1-0		240		161		257		.41492 253		18		18	
TOTALS		RPI 1-25		RPI 26-50		W-L RECORDS		RPI 51-100		RPI 101-150		RPI 150+							
13-32-0		0-0-0		0-1-0		OVERALL		0-15-0		0-5-0		13-11-0							
5-8-0		0-0-0		0-1-0		HOME		0-5-0		0-1-0		5-1-0							
3-11-0		0-0-0		0-0-0		AWAY		0-4-0		0-1-0		3-6-0							
5-13-0		0-0-0		0-0-0		NEUTRAL		0-6-0		0-3-0		5-4-0							
8-22-0		0-0-0		0-1-0		NON-CONFERENCE		0-9-0		0-5-0		8-7-0							
0-4-0		0-0-0		0-1-0		HOME		0-2-0		0-1-0		0-0-0							
3-5-0		0-0-0		0-0-		AWAY		0-1-0		0-1-0		3-3-0							
5-13-0		0-0-0		0-0-0		NEUTRAL		0-6-0		0-3-0		5-4-0							
5-10-0		0-0-0		0-0-0		CONFERENCE		0-6-0		0-0-0		5-4-0							
5-4-0		0-0-0		0-0-0		HOME		0-3-0		0-0-0		5-1-0							
0-6-0		0-0-0		0-0-0		AWAY		0-3-0		0-0-0		0-3-0							
0-0-0		0-0-0		0-0-0		NEUTRAL		0-0-0		0-0-0		0-0-0							
RPI	S	Opponent		Score		RPI	S	Opponent		Score		RPI	S	Opponent		Score			
				28	H	Cal St. Fullerton	2	8	54	H	Grand Canyon	0	4	106	H	UC Riverside	1	3	
									54	H	Grand Canyon	1	6	130	A	UC Santa Barbara	3	5	
									54	H	Grand Canyon	4	6	130	N	UC Santa Barbara	4	8	
									55	A	CSUN	3	5	130	N	UC Santa Barbara	4	7	
									55	H	CSUN	1	4	136	N	Dartmouth	3	6	
									55	H	CSUN	3	7	175	A	Sacramento St.	5	4	
									58	N	San Diego St.	1	2	178	A	UMKC	3	10	
									60	A	New Mexico St.	2	4	178	A	UMKC	1	6	
									60	A	New Mexico St.	1	12	178	A	UMKC	7	12	
									60	A	New Mexico St.	5	6	187	A	Pacific	1	10	
									83	N	Purdue	3	6	187	A	Pacific	0	8	
									84	N	Syracuse	0	6	189	N	Montana	0	8	
									85	N	Weber St.	4	5	189	N	Montana	6	3	
									95	N	Cal Poly	0	5	202	A	UC Davis	4	2	
									95	N	Cal Poly	1	3	202	A	UC Davis	1	6	
														202	N	UC Davis	4	2	
														207	N	San Diego	1	6	
														207	N	San Diego	1	3	
														233	H	Seattle	3	2	
														233	H	Seattle	3	2	
														233	H	Seattle	7	2	
				LAST 10 GAMES						244	N	Colgate	5	1					
				54	H	Grand Canyon	4	6	60	A	New Mexico St.	5	6	252	H	Utah Valley	2	4	
				54	H	Grand Canyon	0	4	233	H	Seattle	3	2	252	H	Utah Valley	4	2	
				54	H	Grand Canyon	1	6	233	H	Seattle	3	2	252	H	Utah Valley	7	1	
				60	A	New Mexico St.	1	12	233	H	Seattle	7	2	262	N	North Dakota	0	3	
				60	A	New Mexico St.	2	4	106	H	UC Riverside	1	3	270	A	Santa Clara	10	2	

Non-Div. I Games:

CSU Bakersfield



RPI	S	Opponent	Score	
270	N	Santa Clara	2	1
270	N	Santa Clara	3	0

CSU Bakersfield

C  
S  
U  
B  
a  
k  
e  
r  
s  
f  
i  
e  
l  
d

C  
S  
U  
B  
a  
k  
e  
r  
s  
f  
i  
e  
l  
d







RPI	S	Opponent	Score
295	H	Ark.-Pine Bluff	6 5

Texas Southern



Average RPI Win:	218	WON-LOST RECORD	WINNING PCT. RANK	LAST 10 GAMES	STRENGTH OF SCHEDULE	OPP. STRENGTH OF SCHEDULE	TEAM RPI	ADJ RPI	CONF. RPI	ADJ CONF. RPI										
Average RPI Loss:	150																			
DIV. I ONLY	12-29-0	.29268	254	4-6-0	197	217	245	.42105	244	22	23									
DIV. I NON-CONF.	5-18-0	.21739	267	0-1-0	232	209	269	.39821	266	23	24									
<hr/>																				
TOTALS	RPI 1-25	RPI 26-50		W-L RECORDS	RPI 51-100		RPI 101-150		RPI 150+											
12-29-0	0-0-0	0-0-0		OVERALL	1-7-0		2-6-0		9-16-0											
3-10-0	0-0-0	0-0-0		HOME	0-0-0		2-3-0		1-7-0											
7-14-0	0-0-0	0-0-0		AWAY	1-6-0		0-2-0		6-6-0											
2-5-0	0-0-0	0-0-0		NEUTRAL	0-1-0		0-1-0		2-3-0											
<hr/>																				
5-18-0	0-0-0	0-0-0		NON-CONFERENCE	1-4-0		1-4-0		3-10-0											
1-3-0	0-0-0	0-0-0		HOME	0-0-0		1-1-0		0-2-0											
2-10-0	0-0-0	0-0-		AWAY	1-3-0		0-2-0		1-5-0											
2-5-0	0-0-0	0-0-0		NEUTRAL	0-1-0		0-1-0		2-3-0											
<hr/>																				
7-11-0	0-0-0	0-0-0		CONFERENCE	0-3-0		1-2-0		6-6-0											
2-7-0	0-0-0	0-0-0		HOME	0-0-0		1-2-0		1-5-0											
5-4-0	0-0-0	0-0-0		AWAY	0-3-0		0-0-0		5-1-0											
0-0-0	0-0-0	0-0-0		NEUTRAL	0-0-0		0-0-0		0-0-0											
<hr/>																				
RPI S	Opponent	Score	RPI S	Opponent	Score	RPI S	Opponent	Score	RPI S	Opponent	Score									
						66 A	Lehigh	0	12	111 N	Southern Ill.	0	4							
						66 A	Lehigh	1	3	115 H	Army West Point	3	4							
						66 A	Lehigh	0	8	115 H	Army West Point	4	7							
						69 A	San Jose St.	1	9	115 H	Army West Point	2	1							
						69 A	San Jose St.	2	10	122 A	Stetson	6	8							
						84 A	Syracuse	3	10	122 A	Stetson	0	1							
						84 A	Syracuse	3	2	134 H	Binghamton	7	6							
						86 N	Pittsburgh	4	7	134 H	Binghamton	0	8							
										156 A	St. Mary's (CA)	2	7							
										157 H	Boston U.	1	0							
										157 H	Boston U.	0	5							
										157 H	Boston U.	2	9							
										163 H	Bucknell	0	6							
										163 H	Bucknell	0	9							
										163 H	Bucknell	3	4							
										166 H	Albany (NY)	1	5							
										187 A	Pacific	1	4							
										187 A	Pacific	0	1							
										191 N	Providence	5	6							
										194 A	Princeton	6	9							
				194 A	Princeton	4	7													
			LAST 10 GAMES																	
			157 H	Boston U.	0							5	274 A	Lafayette	6	0	242 N	CSU Bakersfield	1	5
			157 H	Boston U.	1							0	115 H	Army West Point	3	4	256 H	Cornell	3	6
			157 H	Boston U.	2							9	256 H	Cornell	3	6	260 N	Iona	4	0
			274 A	Lafayette	3							1	163 H	Bucknell	0	9	262 N	North Dakota	2	6
			274 A	Lafayette	4							1	163 H	Bucknell	3	4	270 A	Santa Clara	4	3

Non-Div. I Games:

Colgate



RPI	S	Opponent	Score	
273	A	Holy Cross	2	1
273	A	Holy Cross	4	7
273	A	Holy Cross	2	0
274	A	Lafayette	6	0
274	A	Lafayette	4	1
274	A	Lafayette	3	1

Colgate

C  
o  
l  
g  
a  
t  
e

C  
o  
l  
g  
a  
t  
e



Average RPI Win: 221		WON-LOST	WINNING	LAST 10	STRENGTH OF	OPP. STRENGTH	TEAM	ADJ	CONF.	ADJ CONF.		
Average RPI Loss: 151		RECORD	PCT. RANK	GAMES	SCHEDULE	OF SCHEDULE	RPI	RPI	RPI	RPI		
DIV. I ONLY		15-32-0	.31915	244	4-6-0	215	224	244	.4205	245	21	21
DIV. I NON-CONF.		7-18-0	.28	244	0-2-0	244	246	258	.40703	257	22	22
<hr/>												
TOTALS		RPI 1-25		RPI 26-50		W-L RECORDS		RPI 51-100		RPI 101-150		RPI 150+
15-32-0		0-0-0		0-0-0		OVERALL		0-8-0		2-9-0		13-15-0
6-9-0		0-0-0		0-0-0		HOME		0-0-0		1-5-0		5-4-0
6-17-0		0-0-0		0-0-0		AWAY		0-7-0		1-2-0		5-8-0
3-6-0		0-0-0		0-0-0		NEUTRAL		0-1-0		0-2-0		3-3-0
7-18-0		0-0-0		0-0-0		NON-CONFERENCE		0-6-0		0-2-0		7-10-0
1-2-0		0-0-0		0-0-0		HOME		0-0-0		0-0-0		1-2-0
3-10-0		0-0-0		0-0-		AWAY		0-5-0		0-0-0		3-5-0
3-6-0		0-0-0		0-0-0		NEUTRAL		0-1-0		0-2-0		3-3-0
8-14-0		0-0-0		0-0-0		CONFERENCE		0-2-0		2-7-0		6-5-0
5-7-0		0-0-0		0-0-0		HOME		0-0-0		1-5-0		4-2-0
3-7-0		0-0-0		0-0-0		AWAY		0-2-0		1-2-0		2-3-0
0-0-0		0-0-0		0-0-0		NEUTRAL		0-0-0		0-0-0		0-0-0
RPI	S	Opponent	Score	RPI	S	Opponent	Score	RPI	S	Opponent	Score	
						65 A Fordham	6 7	107 H Dayton			1 6	
						65 A Fordham	4 5	107 H Dayton			3 8	
						83 N Purdue	0 8	107 H Dayton			0 1	
						86 A Pittsburgh	1 9	114 N Harvard			3 5	
						86 A Pittsburgh	3 7	133 A Saint Joseph's			1 8	
						86 A Pittsburgh	0 8	133 A Saint Joseph's			7 4	
						86 A Pittsburgh	0 10	133 A Saint Joseph's			2 4	
						98 A Jacksonville	0 8	139 H Massachusetts			5 2	
								139 H Massachusetts			4 5	
								139 H Massachusetts			1 6	
								149 N Central Mich.			0 10	
								158 A Saint Louis			3 1	
								158 A Saint Louis			2 7	
								158 A Saint Louis			5 6	
								166 N Albany (NY)			9 8	
								169 H Youngstown St.			4 12	
								169 H Youngstown St.			5 9	
								172 N Presbyterian			6 9	
								184 N Western Mich.			4 6	
								190 A Mercer			3 7	
								190 A Mercer			3 5	
								197 A Robert Morris			2 4	
								197 A Robert Morris			6 4	
								199 N Penn			5 1	
								227 H George Washington			3 1	
								227 H George Washington			7 8	
								227 H George Washington			5 13	
LAST 10 GAMES												
						133 A Saint Joseph's	7 4	279 H Rhode Island			8 3	
						133 A Saint Joseph's	2 4	251 A Detroit			5 8	
						133 A Saint Joseph's	1 8	251 A Detroit			2 5	
						279 H Rhode Island	8 2	107 H Dayton			1 6	
						279 H Rhode Island	5 4	107 H Dayton			0 1	

Non-Div. I Games:

St. Bonaventure



RPI	S	Opponent	Score	
230	N	Seton Hall	5	3
236	A	La Salle	5	4
236	A	La Salle	5	18
239	H	Canisius	2	0
251	A	Detroit	5	8
251	A	Detroit	2	5
267	N	Northern Ky.	1	2
277	A	Niagara	10	3
277	A	Niagara	5	2
279	H	Rhode Island	8	2
279	H	Rhode Island	8	3
279	H	Rhode Island	5	4

St. Bonaventure

S  
t  
.  
B  
o  
n  
a  
v  
e  
n  
t  
u  
r  
e

S  
t  
.  
B  
o  
n  
a  
v  
e  
n  
t  
u  
r  
e



Average RPI Win: 210		WON-LOST RECORD	WINNING PCT. RANK	LAST 10 GAMES	STRENGTH OF SCHEDULE	OPP. STRENGTH OF SCHEDULE	TEAM RPI	ADJ RPI		CONF. RPI	ADJ CONF. RPI	
Average RPI Loss: 152												
DIV. I ONLY		17-33-0	.34 237	4-6-0	244	197	247	.41963	246	27	27	
DIV. I NON-CONF.		13-21-0	.38235 202	2-3-0	223	175	216	.44432	217	25	25	
<hr/>												
TOTALS		RPI 1-25		RPI 26-50		W-L RECORDS		RPI 51-100		RPI 101-150		RPI 150+
17-33-0		0-0-0		0-4-0		OVERALL		1-6-0		3-6-0		13-17-0
4-7-0		0-0-0		0-0-0		HOME		0-3-0		1-1-0		3-3-0
7-16-0		0-0-0		0-4-0		AWAY		1-1-0		2-2-0		4-9-0
6-10-0		0-0-0		0-0-0		NEUTRAL		0-2-0		0-3-0		6-5-0
13-21-0		0-0-0		0-4-0		NON-CONFERENCE		1-3-0		3-6-0		9-8-0
2-1-0		0-0-0		0-0-0		HOME		0-0-0		1-1-0		1-0-0
5-10-0		0-0-0		0-0-		AWAY		1-1-0		2-2-0		2-3-0
6-10-0		0-0-0		0-0-0		NEUTRAL		0-2-0		0-3-0		6-5-0
4-12-0		0-0-0		0-0-0		CONFERENCE		0-3-0		0-0-0		4-9-0
2-6-0		0-0-0		0-0-0		HOME		0-3-0		0-0-0		2-3-0
2-6-0		0-0-0		0-0-0		AWAY		0-0-0		0-0-0		2-6-0
0-0-0		0-0-0		0-0-0		NEUTRAL		0-0-0		0-0-0		0-0-0
RPI	S	Opponent	Score	RPI	S	Opponent	Score	RPI	S	Opponent	Score	
				29	A	Notre Dame	3 11	51	H	North Dakota St.	1 9	
				35	A	North Carolina	0 10	51	H	North Dakota St.	2 14	
				48	A	Illinois	0 8	51	H	North Dakota St.	3 8	
				48	A	Illinois	4 5	91	N	Ohio	1 2	
								91	N	Ohio	1 2	
								96	A	North Carolina St.	8 4	
								96	A	North Carolina St.	8 11	

Non-Div. I Games:

IUPUI



RPI	S	Opponent	Score	
248	A	South Dakota St.	6	2
248	A	South Dakota St.	2	3
248	A	South Dakota St.	2	1
250	N	Georgetown	12	7
250	N	Georgetown	7	6
258	N	Bryant	1	0
262	N	North Dakota	3	1
267	A	Northern Ky.	0	3
267	A	Northern Ky.	2	1
280	H	IPFW	3	1
280	H	IPFW	8	0
280	H	IPFW	4	6



Average RPI Win:	244	WON-LOST RECORD	WINNING PCT. RANK	LAST 10 GAMES	STRENGTH OF SCHEDULE	OPP. STRENGTH OF SCHEDULE	TEAM RPI	ADJ RPI	CONF. RPI	ADJ CONF. RPI					
Average RPI Loss:	167														
DIV. I ONLY		18-26-1	.41111	202	3-7-0	281	226	252	.41775	247	30	29			
DIV. I NON-CONF.		11-17-1	.39655	198	0-0-0	274	193	245	.42577	239	29	29			
TOTALS	RPI 1-25	RPI 26-50		W-L RECORDS		RPI 51-100		RPI 101-150		RPI 150+					
18-26-1	0-0-0	0-0-0		OVERALL		0-4-0		2-9-0		16-13-1					
7-8-1	0-0-0	0-0-0		HOME		0-0-0		0-4-0		7-4-1					
8-10-0	0-0-0	0-0-0		AWAY		0-1-0		2-4-0		6-5-0					
3-8-0	0-0-0	0-0-0		NEUTRAL		0-3-0		0-1-0		3-4-0					
11-17-1	0-0-0	0-0-0		NON-CONFERENCE		0-4-0		1-6-0		10-7-1					
3-4-1	0-0-0	0-0-0		HOME		0-0-0		0-2-0		3-2-1					
5-5-0	0-0-0	0-0-		AWAY		0-1-0		1-3-0		4-1-0					
3-8-0	0-0-0	0-0-0		NEUTRAL		0-3-0		0-1-0		3-4-0					
7-9-0	0-0-0	0-0-0		CONFERENCE		0-0-0		1-3-0		6-6-0					
4-4-0	0-0-0	0-0-0		HOME		0-0-0		0-2-0		4-2-0					
3-5-0	0-0-0	0-0-0		AWAY		0-0-0		1-1-0		2-4-0					
0-0-0	0-0-0	0-0-0		NEUTRAL		0-0-0		0-0-0		0-0-0					
RPI	S	Opponent	Score	RPI	S	Opponent	Score	RPI	S	Opponent	Score				
				56		A	Col. of Charleston	0	7	102		A	FIU	1	10
				70		N	Delaware	0	3	102		A	FIU	6	5
				70		N	Delaware	0	8	102		A	FIU	0	8
				70		N	Delaware	2	5	120		A	Elon	0	1
										127		N	Miami (OH)	2	3
										132		H	LIU Brooklyn	1	10
										132		H	LIU Brooklyn	0	10
										134		H	Binghamton	8	15
										134		H	Binghamton	7	10
										135		A	Saint Francis (PA)	0	8
										135		A	Saint Francis (PA)	5	4
										171		A	UConn	0	6
										171		N	UConn	0	5
										181		H	Stony Brook	4	5
										181		H	Stony Brook	3	3
										197		A	Robert Morris	6	4
										197		A	Robert Morris	3	8
										203		N	Siena	2	3
										216		N	Eastern Mich.	1	9
										217		H	Yale	6	4
						217		H	Yale	7	4				
				LAST 10 GAMES				224		N	Brown	1	2		
				135		A	Saint Francis (PA)	5	4	257		H	Mt. St. Mary's	6	1
				135		A	Saint Francis (PA)	0	8	257		H	Mt. St. Mary's	7	2
				197		A	Robert Morris	3	8	258		A	Bryant	3	5
				197		A	Robert Morris	6	4	258		A	Bryant	2	3
				283		H	Sacred Heart	5	0	132		H	LIU Brooklyn	1	10
										132		H	LIU Brooklyn	0	10
										259		H	Wagner	2	4

**Non-Div. I Games:**

Central Conn. St.



RPI	S	Opponent	Score	
259	H	Wagner	4	1
265	H	UMass Lowell	2	3
265	H	UMass Lowell	8	3
271	N	Oakland	3	1
271	N	Oakland	7	2
273	A	Holy Cross	1	0
273	A	Holy Cross	10	0
276	A	Hartford	9	0
276	A	Hartford	8	0
277	N	Niagara	6	1
282	A	Fairleigh Dickinson	3	5
282	A	Fairleigh Dickinson	10	7
283	H	Sacred Heart	5	0
283	H	Sacred Heart	5	8

Central Conn. St.  
.  
S  
t  
.

C  
e  
n  
t  
r  
a  
l  
C  
o  
n  
n  
.  
S  
t  
.



[illegible]

<b>Non-Div. I Games:</b>	<b>Dakota Wesleyan</b>	<b>4</b>	<b>3</b>	<b>Dakota Wesleyan</b>	<b>5</b>	<b>1</b>
--------------------------	------------------------	----------	----------	------------------------	----------	----------

South Dakota St.



South Dakota St.



Average RPI Win: 220		WON-LOST	WINNING	LAST 10	STRENGTH OF		OPP. STRENGTH	TEAM	ADJ		CONF.	ADJ CONF.
Average RPI Loss: 140		RECORD	PCT. RANK	GAMES	SCHEDULE		OF SCHEDULE	RPI	RPI		RPI	RPI
DIV. I ONLY		14-33-0	.29787	252	2-8-0		239	162	254		.41576	249
DIV. I NON-CONF.		7-19-0	.26923	250	1-1-0		210	86	243		.42667	236
TOTALS		RPI 1-25	RPI 26-50		W-L RECORDS		RPI 51-100		RPI 101-150		RPI 150+	
14-33-0		0-3-0	0-2-0		OVERALL		1-7-0		1-4-0		12-17-0	
6-7-0		0-0-0	0-0-0		HOME		1-2-0		0-0-0		5-5-0	
5-15-0		0-3-0	0-1-0		AWAY		0-0-0		1-1-0		4-10-0	
3-11-0		0-0-0	0-1-0		NEUTRAL		0-5-0		0-3-0		3-2-0	
7-19-0		0-3-0	0-2-0		NON-CONFERENCE		0-5-0		1-4-0		6-5-0	
2-2-0		0-0-0	0-0-0		HOME		0-0-0		0-0-0		2-2-0	
2-6-0		0-3-0	0-0-		AWAY		0-0-0		1-1-0		1-1-0	
3-11-0		0-0-0	0-1-0		NEUTRAL		0-5-0		0-3-0		3-2-0	
7-14-0		0-0-0	0-0-0		CONFERENCE		1-2-0		0-0-0		6-12-0	
4-5-0		0-0-0	0-0-0		HOME		1-2-0		0-0-0		3-3-0	
3-9-0		0-0-0	0-0-0		AWAY		0-0-0		0-0-0		3-9-0	
0-0-0		0-0-0	0-0-0		NEUTRAL		0-0-0		0-0-0		0-0-0	
RPI S	Opponent	Score	RPI S	Opponent	Score	RPI S	Opponent	Score	RPI S	Opponent	Score	
9 A	Oregon	3 11	30 N	Utah	0 8	55 N	CSUN	12 16	104 N	Nevada	2 4	
9 A	Oregon	1 7	39 A	Arizona St.	1 7	69 N	San Jose St.	0 8	117 N	Colorado St.	0 9	
25 A	Oregon St.	1 9				77 N	Wisconsin	5 13	125 A	Hawaii	1 0	
						79 N	Towson	1 5	125 A	Hawaii	1 10	
						85 H	Weber St.	2 10	138 N	Stanford	0 11	
						85 H	Weber St.	3 5	160 N	Ill.-Chicago	4 5	
						85 H	Weber St.	4 0	164 A	UNLV	0 7	
						86 N	Pittsburgh	0 1	175 A	Sacramento St.	5 8	
									175 A	Sacramento St.	2 10	
									175 A	Sacramento St.	5 6	
									185 H	Idaho St.	6 1	
									185 H	Idaho St.	1 11	
									185 H	Idaho St.	0 6	
									189 A	Montana	3 5	
									189 A	Montana	2 8	
									189 A	Montana	0 8	
									207 A	San Diego	3 1	
									207 N	San Diego	10 13	
									222 A	Southern Utah	2 8	
									222 A	Southern Utah	7 4	
									222 A	Southern Utah	10 2	
									233 H	Seattle	8 11	
									233 H	Seattle	2 1	
									252 H	Utah Valley	6 21	
									252 H	Utah Valley	6 4	
									252 N	Utah Valley	6 5	
									252 N	Utah Valley	8 7	
LAST 10 GAMES			LAST 10 GAMES			LAST 10 GAMES			LAST 10 GAMES			
			175 A	Sacramento St.	5 6	185 H	Idaho St.	0 6	233 H	Seattle	2 1	
			175 A	Sacramento St.	2 10	185 H	Idaho St.	6 1	252 H	Utah Valley	6 21	
			175 A	Sacramento St.	5 8	185 H	Idaho St.	1 11	252 H	Utah Valley	6 4	
			252 H	Utah Valley	6 21	264 A	Northern Colo.	7 9	252 N	Utah Valley	6 5	
			252 H	Utah Valley	6 4	264 A	Northern Colo.	4 10	252 N	Utah Valley	8 7	

Non-Div. I Games:

Portland St.



Portland St.



Average RPI Win: 206		WON-LOST	WINNING	LAST 10	STRENGTH OF		OPP. STRENGTH	TEAM	ADJ	CONF.	ADJ CONF.
Average RPI Loss: 134		RECORD	PCT. RANK	GAMES	SCHEDULE		OF SCHEDULE	RPI	RPI	RPI	RPI
DIV. I ONLY		9-35-0	.20455	281	2-8-0		126	180	248	.41559	250
DIV. I NON-CONF.		6-21-0	.22222	266	0-1-0		149	176	248	.41931	247
TOTALS		RPI 1-25	RPI 26-50		W-L RECORDS		RPI 51-100		RPI 101-150		RPI 150+
9-35-0	0-1-0	0-5-0		OVERALL		0-9-0		2-5-0		7-15-0	
6-7-0	0-0-0	0-0-0		HOME		0-1-0		1-2-0		5-4-0	
1-15-0	0-0-0	0-3-0		AWAY		0-3-0		1-2-0		0-7-0	
2-13-0	0-1-0	0-2-0		NEUTRAL		0-5-0		0-1-0		2-4-0	
6-21-0	0-1-0	0-5-0		NON-CONFERENCE		0-7-0		0-1-0		6-7-0	
4-3-0	0-0-0	0-0-0		HOME		0-1-0		0-0-0		4-2-0	
0-5-0	0-0-0	0-0-		AWAY		0-1-0		0-0-0		0-1-0	
2-13-0	0-1-0	0-2-0		NEUTRAL		0-5-0		0-1-0		2-4-0	
3-14-0	0-0-0	0-0-0		CONFERENCE		0-2-0		2-4-0		1-8-0	
2-4-0	0-0-0	0-0-0		HOME		0-0-0		1-2-0		1-2-0	
1-10-0	0-0-0	0-0-0		AWAY		0-2-0		1-2-0		0-6-0	
0-0-0	0-0-0	0-0-0		NEUTRAL		0-0-0		0-0-0		0-0-0	
RPI S	Opponent	Score		RPI S	Opponent	Score		RPI S	Opponent	Score	
5 N	James Madison	1	2	32 N	Nebraska	4	12	73 A	DePaul	2	11
				35 A	North Carolina	0	8	73 A	DePaul	5	11
				39 A	Arizona St.	0	13	75 N	Penn St.	4	9
				39 A	Arizona St.	3	8	79 H	Towson	2	10
				40 N	Ohio St.	4	8	79 N	Towson	4	11
								79 N	Towson	1	3
								86 N	Pittsburgh	6	21
								86 N	Pittsburgh	3	14
								98 A	Jacksonville	1	9
LAST 10 GAMES				LAST 10 GAMES				LAST 10 GAMES			
				191 A	Providence	1	10	109 A	Villanova	1	2
				191 A	Providence	2	5	227 H	George Washington	11	13
				191 A	Providence	4	8	230 H	Seton Hall	5	6
				109 A	Villanova	1	4	230 H	Seton Hall	2	4
				109 A	Villanova	11	5	230 H	Seton Hall	6	5
								230 H	Seton Hall	5	6
								239 N	Canisius	1	4
								246 N	IUPUI	6	7
								246 N	IUPUI	7	12
								256 N	Cornell	5	6
								257 H	Mt. St. Mary's	16	10

Non-Div. I Games:

Georgetown



RPI	S	Opponent	Score	
261	H	Columbia	16	1
280	N	IPFW	13	6

Georgetown

G  
e  
o  
r  
g  
e  
t  
o  
w  
n

G  
e  
o  
r  
g  
e  
t  
o  
w  
n



**Non-Div. I Games:**

Tie, Loss, Non-Conf, S Site, H Home, A Away, N Neutral Page 423



RPI	S	Opponent	Score	
218	N	Campbell	9	11
230	N	Seton Hall	4	0
232	A	Valparaiso	9	6
232	A	Valparaiso	1	9
232	A	Valparaiso	9	2
243	N	Texas Southern	1	3
245	H	St. Bonaventure	8	5
245	H	St. Bonaventure	5	2
260	N	Iona	4	10
264	N	Northern Colo.	4	5
265	N	UMass Lowell	9	8
267	A	Northern Ky.	0	4
267	A	Northern Ky.	2	0
267	A	Northern Ky.	4	0
271	A	Oakland	6	2
271	A	Oakland	2	7
271	A	Oakland	3	2
280	N	IPFW	1	3
289	N	South Carolina St.	8	0

Detroit

D  
e  
t  
r  
o  
i  
t

D  
e  
t  
r  
o  
i  
t



Average RPI Win:		217	WON-LOST RECORD		WINNING PCT. RANK	LAST 10 GAMES	STRENGTH OF SCHEDULE		OPP. STRENGTH OF SCHEDULE	TEAM RPI	ADJ RPI	CONF. RPI	ADJ CONF. RPI
Average RPI Loss:		120	8-41-0		.16327 288	2-8-0	106		168	253	.41268 252	20	20
DIV. I ONLY			5-29-0		.14706 277	1-3-0	90		168	249	.4183 249	18	18
DIV. I NON-CONF.													
TOTALS		RPI 1-25	RPI 26-50		W-L RECORDS		RPI 51-100		RPI 101-150		RPI 150+		
8-41-0		0-4-0	0-5-0		OVERALL		0-11-0		1-6-0		7-15-0		
0-9-0		0-0-0	0-1-0		HOME		0-6-0		0-0-0		0-2-0		
4-18-0		0-2-0	0-3-0		AWAY		0-2-0		0-3-0		4-8-0		
4-14-0		0-2-0	0-1-0		NEUTRAL		0-3-0		1-3-0		3-5-0		
5-29-0		0-4-0	0-5-0		NON-CONFERENCE		0-5-0		1-6-0		4-9-0		
0-3-0		0-0-0	0-1-0		HOME		0-0-0		0-0-0		0-2-0		
1-12-0		0-2-0	0-0-		AWAY		0-2-0		0-3-0		1-2-0		
4-14-0		0-2-0	0-1-0		NEUTRAL		0-3-0		1-3-0		3-5-0		
3-12-0		0-0-0	0-0-0		CONFERENCE		0-6-0		0-0-0		3-6-0		
0-6-0		0-0-0	0-0-0		HOME		0-6-0		0-0-0		0-0-0		
3-6-0		0-0-0	0-0-0		AWAY		0-0-0		0-0-0		3-6-0		
0-0-0		0-0-0	0-0-0		NEUTRAL		0-0-0		0-0-0		0-0-0		
RPI S	Opponent	Score	RPI S	Opponent	Score	RPI S	Opponent	Score	RPI S	Opponent	Score		
9 A	Oregon	0 19	28 A	Cal St. Fullerton	2 9	54 H	Grand Canyon	0 4	115 N	Army West Point	6 10		
9 A	Oregon	0 7	29 N	Notre Dame	4 11	54 H	Grand Canyon	6 10	125 A	Hawaii	3 4		
14 N	UCLA	0 19	36 A	Long Beach St.	0 9	54 H	Grand Canyon	6 10	125 A	Hawaii	4 6		
22 N	Minnesota	0 9	49 A	BYU	0 8	60 H	New Mexico St.	1 11	125 A	Hawaii	2 9		
			49 H	BYU	0 1	60 H	New Mexico St.	2 4	130 N	UC Santa Barbara	4 8		
						60 H	New Mexico St.	0 9	133 N	Saint Joseph's	2 7		
						72 N	Texas Tech	1 5	134 N	Binghamton	5 4		
						85 A	Weber St.	3 5	157 N	Boston U.	4 11		
						85 A	Weber St.	6 8	160 N	Ill.-Chicago	8 9		
						86 N	Pittsburgh	3 4	164 A	UNLV	1 11		
						100 N	Lamar	6 14	168 H	Utah St.	2 5		
									178 A	UMKC	2 3		
									178 A	UMKC	4 3		
									178 A	UMKC	6 9		
									185 H	Idaho St.	3 5		
									227 N	George Washington	11 1		
									228 N	Bethune-Cookman	11 3		
									233 A	Seattle	7 4		
									233 A	Seattle	4 6		
									233 A	Seattle	3 8		
									241 N	South Dakota	13 5		
									242 A	CSU Bakersfield	1 7		
									242 A	CSU Bakersfield	2 4		
									242 A	CSU Bakersfield	4 2		
									249 A	Portland St.	21 6		
									249 A	Portland St.	4 6		
									249 N	Portland St.	3 4		
LAST 10 GAMES			LAST 10 GAMES			LAST 10 GAMES			LAST 10 GAMES				
249 A	Portland St.	21 6	233 A	Seattle	4 6	233 A	Seattle	7 4	249 A	Portland St.	21 6		
249 A	Portland St.	4 6	54 H	Grand Canyon	6 10	54 H	Grand Canyon	0 4	249 A	Portland St.	4 6		
9 A	Oregon	0 7	54 H	Grand Canyon	0 4	54 H	Grand Canyon	6 10	249 N	Portland St.	3 4		
9 A	Oregon	0 19											
233 A	Seattle	3 8											

Non-Div. I Games:

Utah Valley



RPI	S	Opponent	Score	
249	N	Portland St.	7	8
249	N	Portland St.	5	6

Utah Valley

U  
t  
a  
h  
V  
a  
l  
l  
e  
y

U  
t  
a  
h  
V  
a  
l  
l  
e  
y



Average RPI Win: 257		WON-LOST RECORD		WINNING PCT. RANK		LAST 10 GAMES		STRENGTH OF SCHEDULE		OPP. STRENGTH OF SCHEDULE		TEAM RPI		ADJ RPI		CONF. RPI		ADJ CONF. RPI	
DIV. I ONLY		23-24-0		.48936 159		5-5-0		286		270		249		.4126 253		32		32	
DIV. I NON-CONF.		8-21-0		.27586 246		0-2-0		230		215		256		.40717 256		32		32	
TOTALS		RPI 1-25		RPI 26-50		W-L RECORDS		RPI 51-100		RPI 101-150		RPI 150+							
23-24-0		0-0-0		0-0-0		OVERALL		1-7-0		0-2-0		22-15-0							
13-11-0		0-0-0		0-0-0		HOME		1-2-0		0-0-0		12-9-0							
7-10-0		0-0-0		0-0-0		AWAY		0-4-0		0-2-0		7-4-0							
3-3-0		0-0-0		0-0-0		NEUTRAL		0-1-0		0-0-0		3-2-0							
8-21-0		0-0-0		0-0-0		NON-CONFERENCE		1-7-0		0-2-0		7-12-0							
5-10-0		0-0-0		0-0-0		HOME		1-2-0		0-0-0		4-8-0							
0-8-0		0-0-0		0-0-		AWAY		0-4-0		0-2-0		0-2-0							
3-3-0		0-0-0		0-0-0		NEUTRAL		0-1-0		0-0-0		3-2-0							
15-3-0		0-0-0		0-0-0		CONFERENCE		0-0-0		0-0-0		15-3-0							
8-1-0		0-0-0		0-0-0		HOME		0-0-0		0-0-0		8-1-0							
7-2-0		0-0-0		0-0-0		AWAY		0-0-0		0-0-0		7-2-0							
0-0-0		0-0-0		0-0-0		NEUTRAL		0-0-0		0-0-0		0-0-0							
RPI	S	Opponent	Score	RPI	S	Opponent	Score	RPI	S	Opponent	Score	RPI	S	Opponent	Score				
								61	H	Jacksonville St.	3 12	124	A	Kennesaw St.	2 8				
								62	A	Georgia St.	0 6	124	A	Kennesaw St.	0 2				
								71	A	Troy	5 9	153	H	Akron	5 6				
								78	A	Southern Miss.	8 10	155	N	Evansville	0 2				
								78	A	Southern Miss.	1 5	155	N	Evansville	5 7				
								90	H	Nicholls St.	2 12	167	H	Omaha	0 7				
								90	H	Nicholls St.	6 2	190	H	Mercer	5 16				
								93	N	Marshall	2 4	190	H	Mercer	8 7				
												204	H	Middle Tenn.	4 5				
												204	H	Middle Tenn.	0 9				
												216	N	Eastern Mich.	9 7				
												219	N	Savannah St.	4 3				
												219	N	Savannah St.	9 8				
												225	A	Belmont	0 8				
												225	A	Belmont	0 1				
												234	H	Gardner-Webb	3 5				
												254	H	UMBC	4 15				
												254	H	UMBC	3 0				
												255	A	Alcorn	3 1				
												255	A	Alcorn	9 1				
												255	A	Alcorn	7 6				
												263	H	Mississippi Val.	10 12				
												263	H	Mississippi Val.	14 2				
												263	H	Mississippi Val.	6 1				
												269	H	Tennessee St.	11 4				
												269	H	Tennessee St.	0 8				
												278	H	Jackson St.	5 4				
												278	H	Jackson St.	3 0				

Alabama St.



RPI	S	Opponent	Score	
278	H	Jackson St.	3	0
278	H	Jackson St.	6	0
284	A	Alabama A&M	9	7
284	A	Alabama A&M	6	7
284	A	Alabama A&M	6	7
287	H	Howard	6	4
291	H	Prairie View	14	3
291	H	Prairie View	4	0
291	H	Prairie View	3	1
294	A	Grambling	12	0
294	A	Grambling	12	0
294	A	Grambling	10	0

Alabama St.

A  
l  
a  
b  
a  
m  
a  
s  
t  
.

A  
l  
a  
b  
a  
m  
a  
s  
t  
.



Average RPI Win: 248		WON-LOST RECORD	WINNING PCT. RANK	LAST 10 GAMES	STRENGTH OF SCHEDULE	OPP. STRENGTH OF SCHEDULE	TEAM RPI	ADJ RPI		CONF. RPI	ADJ CONF. RPI		
Average RPI Loss: 187													
DIV. I ONLY		24-29-0	.45283	177	6-4-0	261	285	236	.41099	254	25	26	
DIV. I NON-CONF.		19-18-0	.51351	145	3-1-0	275	295	233	.41596	251	28	28	
<hr/>													
TOTALS		RPI 1-25		RPI 26-50		W-L RECORDS		RPI 51-100		RPI 101-150		RPI 150+	
24-29-0		0-0-0		0-0-0		OVERALL		2-4-0		0-6-0		22-19-0	
16-12-0		0-0-0		0-0-0		HOME		0-0-0		0-1-0		16-11-0	
7-13-0		0-0-0		0-0-0		AWAY		1-4-0		0-3-0		6-6-0	
1-4-0		0-0-0		0-0-0		NEUTRAL		1-0-0		0-2-0		0-2-0	
19-18-0		0-0-0		0-0-0		NON-CONFERENCE		2-4-0		0-3-0		17-11-0	
14-7-0		0-0-0		0-0-0		HOME		0-0-0		0-1-0		14-6-0	
4-7-0		0-0-0		0-0-		AWAY		1-4-0		0-0-0		3-3-0	
1-4-0		0-0-0		0-0-0		NEUTRAL		1-0-0		0-2-0		0-2-0	
5-11-0		0-0-0		0-0-0		CONFERENCE		0-0-0		0-3-0		5-8-0	
2-5-0		0-0-0		0-0-0		HOME		0-0-0		0-0-0		2-5-0	
3-6-0		0-0-0		0-0-0		AWAY		0-0-0		0-3-0		3-3-0	
0-0-0		0-0-0		0-0-0		NEUTRAL		0-0-0		0-0-0		0-0-0	
RPI	S	Opponent	Score	RPI	S	Opponent	Score	RPI	S	Opponent	Score		
						54 A	Grand Canyon	0	18	118 N	Loyola Marymount	6	10
						54 A	Grand Canyon	0	9	118 N	Loyola Marymount	2	7
						66 A	Lehigh	2	0	129 H	Marist	1	4
						66 A	Lehigh	1	4	134 A	Binghamton	2	3
						79 A	Towson	3	13	134 A	Binghamton	0	6
						90 N	Nicholls St.	6	5	134 A	Binghamton	2	10
										161 A	Maine	0	6
										161 A	Maine	2	1
										161 A	Maine	0	11
										166 H	Albany (NY)	1	5
										166 H	Albany (NY)	2	6
										181 H	Stony Brook	0	7
										181 H	Stony Brook	6	3
										181 H	Stony Brook	0	8
										203 H	Siena	6	1
										204 N	Middle Tenn.	4	8
										204 N	Middle Tenn.	4	5
										224 H	Brown	1	5
										224 H	Brown	5	3
										253 A	Alabama St.	15	4
										253 A	Alabama St.	0	3
										265 H	UMass Lowell	2	4
										265 H	UMass Lowell	2	1
										268 H	Morgan St.	3	2
										268 H	Morgan St.	4	1
										268 H	Morgan St.	1	6
										272 A	Hampton	1	7
				LAST 10 GAMES									
						161 A	Maine	2	1	281 H	Norfolk St.	10	2
						161 A	Maine	0	6	281 H	Norfolk St.	5	1
						161 A	Maine	0	11	66 A	Lehigh	2	0
						265 H	UMass Lowell	2	1	66 A	Lehigh	1	4
						265 H	UMass Lowell	2	4	276 A	Hartford	5	0

Non-Div. I Games:

UMBC



RPI	S	Opponent	Score	
272	A	Hampton	12	3
274	H	Lafayette	11	0
274	H	Lafayette	0	3
276	A	Hartford	5	0
276	A	Hartford	0	4
276	A	Hartford	3	2
281	H	Norfolk St.	10	2
281	H	Norfolk St.	5	1
282	H	Fairleigh Dickinson	9	0
282	H	Fairleigh Dickinson	6	7
287	H	Howard	8	5
287	H	Howard	4	6
288	A	UMES	10	9
288	A	UMES	2	7
288	H	UMES	2	6
288	H	UMES	4	0
292	H	Coppin St.	10	2
292	H	Coppin St.	8	5
292	H	Coppin St.	11	2
292	H	Coppin St.	6	1

UMBC

U  
M  
B  
C

U  
M  
B  
C



A  
l  
c  
o  
r  
n



C  
o  
r  
n  
e  
l  
l

Tie, Loss, Non-Conf, S Site, H Home, A Away, N Neutral Page 432



Cornell



Mt. St. Mary's



RPI	S	Opponent	Score	
282	A	Fairleigh Dickinson	1	2
283	H	Sacred Heart	7	4
283	H	Sacred Heart	8	7
287	H	Howard	6	0
287	H	Howard	11	7
292	A	Coppin St.	8	3
292	A	Coppin St.	10	2
292	H	Coppin St.	10	2
292	H	Coppin St.	12	1

Mt. St. Mary's

M  
t  
.  
S  
t  
.  
M  
a  
r  
y  
'  
s

M  
t  
.  
S  
t  
.  
M  
a  
r  
y  
'  
s



Average RPI Win: 240		WON-LOST RECORD	WINNING PCT. RANK	LAST 10 GAMES	STRENGTH OF SCHEDULE	OPP. STRENGTH OF SCHEDULE	TEAM RPI	ADJ RPI	CONF. RPI	ADJ CONF. RPI	
Average RPI Loss: 151											
DIV. I ONLY		12-34-0	.26087 265	6-4-0	231	213	263	.40491 258	30	29	
DIV. I NON-CONF.		3-27-0	.1 283	2-1-0	192	155	280	.38342 276	29	29	
<hr/>											
TOTALS		RPI 1-25	RPI 26-50		W-L RECORDS		RPI 51-100		RPI 101-150		RPI 150+
12-34-0		0-1-0	0-1-0		OVERALL		1-6-0		1-10-0		10-16-0
7-5-0		0-0-0	0-0-0		HOME		0-0-0		1-1-0		6-4-0
5-18-0		0-1-0	0-0-0		AWAY		1-2-0		0-7-0		4-8-0
0-11-0		0-0-0	0-1-0		NEUTRAL		0-4-0		0-2-0		0-4-0
3-27-0		0-1-0	0-1-0		NON-CONFERENCE		1-6-0		0-7-0		2-12-0
1-3-0		0-0-0	0-0-0		HOME		0-0-0		0-0-0		1-3-0
2-13-0		0-1-0	0-0-		AWAY		1-2-0		0-5-0		1-5-0
0-11-0		0-0-0	0-1-0		NEUTRAL		0-4-0		0-2-0		0-4-0
9-7-0		0-0-0	0-0-0		CONFERENCE		0-0-0		1-3-0		8-4-0
6-2-0		0-0-0	0-0-0		HOME		0-0-0		1-1-0		5-1-0
3-5-0		0-0-0	0-0-0		AWAY		0-0-0		0-2-0		3-3-0
0-0-0		0-0-0	0-0-0		NEUTRAL		0-0-0		0-0-0		0-0-0
RPI	S	Opponent	Score	RPI	S	Opponent	Score	RPI	S	Opponent	Score
8	A	Auburn	0 10	29	N	Notre Dame	0 7	52	A	Boston College	0 2
								62	N	Georgia St.	9 14
								84	N	Syracuse	2 3
								91	N	Ohio	2 3
								91	N	Ohio	3 4
								96	A	North Carolina St.	8 5
								96	A	North Carolina St.	1 4
								103	A	UNCW	2 4
								103	A	UNCW	0 2
								116	A	UNCG	3 11
								116	A	UNCG	1 7
								132	H	LIU Brooklyn	5 1
								132	H	LIU Brooklyn	1 4
								135	A	Saint Francis (PA)	4 14
								135	A	Saint Francis (PA)	1 10
								139	A	Massachusetts	1 8
								142	N	East Carolina	0 1
								147	N	North Florida	7 8
								157	H	Boston U.	1 9
								166	H	Albany (NY)	2 15
								171	A	UConn	0 2
								171	A	UConn	2 15
								191	H	Providence	0 7
								197	A	Robert Morris	0 1
								197	A	Robert Morris	3 4
								205	N	Murray St.	0 6
								205	N	Murray St.	1 2
								218	A	Campbell	5 11
								218	A	Campbell	1 2
								218	A	Campbell	1 6
								246	N	IUPUI	0 1
								247	H	Central Conn. St.	3 2
								265	H	UMass Lowell	4 1
								197	A	Robert Morris	3 4
								197	A	Robert Morris	0 1
								135	A	Saint Francis (PA)	4 14
								257	H	Mt. St. Mary's	5 1
LAST 10 GAMES											
				139	A	Massachusetts	1 8	247	H	Central Conn. St.	5 3
				273	A	Holy Cross	6 5	265	H	UMass Lowell	4 1
				282	A	Fairleigh Dickinson	5 3	197	A	Robert Morris	3 4
				282	A	Fairleigh Dickinson	3 2	197	A	Robert Morris	0 1
				247	H	Central Conn. St.	3 2	135	A	Saint Francis (PA)	4 14

Non-Div. I Games:

Bryant



RPI	S	Opponent	Score	
257	H	Mt. St. Mary's	0	3
259	H	Wagner	3	0
259	H	Wagner	6	5
265	H	UMass Lowell	4	1
268	N	Morgan St.	2	6
273	A	Holy Cross	6	5
282	A	Fairleigh Dickinson	3	2
282	A	Fairleigh Dickinson	5	3
283	A	Sacred Heart	0	1
283	A	Sacred Heart	1	0

Bryant



Average RPI Win: 236		WON-LOST RECORD	WINNING PCT. RANK	LAST 10 GAMES	STRENGTH OF SCHEDULE	OPP. STRENGTH OF SCHEDULE	TEAM RPI	ADJ RPI	CONF. RPI	ADJ CONF. RPI	
Average RPI Loss: 204											
DIV. I ONLY		20-29-0	.40816 204	4-6-0	278	268	256	.40448 259	30	29	
DIV. I NON-CONF.		16-17-0	.48485 159	1-1-0	267	280	221	.43369 229	29	29	
TOTALS		RPI 1-25	RPI 26-50		W-L RECORDS		RPI 51-100		RPI 101-150		RPI 150+
20-29-0	0-0-0		0-0-0		OVERALL		0-1-0		3-6-0		17-22-0
4-8-0	0-0-0		0-0-0		HOME		0-0-0		0-4-0		4-4-0
10-13-0	0-0-0		0-0-0		AWAY		0-0-0		1-2-0		9-11-0
6-8-0	0-0-0		0-0-0		NEUTRAL		0-1-0		2-0-0		4-7-0
16-17-0	0-0-0		0-0-0		NON-CONFERENCE		0-1-0		3-2-0		13-14-0
2-2-0	0-0-0		0-0-0		HOME		0-0-0		0-0-0		2-2-0
8-7-0	0-0-0		0-0-		AWAY		0-0-0		1-2-0		7-5-0
6-8-0	0-0-0		0-0-0		NEUTRAL		0-1-0		2-0-0		4-7-0
4-12-0	0-0-0		0-0-0		CONFERENCE		0-0-0		0-4-0		4-8-0
2-6-0	0-0-0		0-0-0		HOME		0-0-0		0-4-0		2-2-0
2-6-0	0-0-0		0-0-0		AWAY		0-0-0		0-0-0		2-6-0
0-0-0	0-0-0		0-0-0		NEUTRAL		0-0-0		0-0-0		0-0-0
RPI S	Opponent	Score	RPI S	Opponent	Score	RPI S	Opponent	Score	RPI S	Opponent	Score
						79 N	Towson	2 3	119 A	St. John's (NY)	3 11
									122 A	Stetson	6 0
									122 A	Stetson	5 13
									132 H	LIU Brooklyn	0 6
									132 H	LIU Brooklyn	0 5
									134 N	Binghamton	9 0
									134 N	Binghamton	3 1
									135 H	Saint Francis (PA)	2 10
									135 H	Saint Francis (PA)	1 7
									165 N	UT Martin	1 4
									180 H	Monmouth	4 7
									180 H	Monmouth	2 11
									197 H	Robert Morris	5 6
									197 H	Robert Morris	5 6
									198 A	Manhattan	3 1
									198 A	Manhattan	9 10
									209 N	George Mason	2 6
									217 A	Yale	0 1
									217 A	Yale	5 1
									221 A	Fairfield	1 3
									221 A	Fairfield	4 3
									221 N	Fairfield	2 5
									224 N	Brown	2 3
									228 N	Bethune-Cookman	3 1
									228 N	Bethune-Cookman	8 7
									237 A	Drexel	4 7
									237 A	Drexel	3 1
LAST 10 GAMES											
			132 H	LIU Brooklyn	0 6	237 A	Drexel	3 1			
			132 H	LIU Brooklyn	0 5	282 A	Fairleigh Dickinson	0 1			
			257 A	Mt. St. Mary's	1 6	282 A	Fairleigh Dickinson	9 0			
			257 A	Mt. St. Mary's	3 4	283 H	Sacred Heart	2 1			
			237 A	Drexel	4 7	283 H	Sacred Heart	4 2			

Non-Div. I Games:

Wagner



RPI	S	Opponent	Score	
238	N	Appalachian St.	5	3
239	N	Canisius	0	3
247	A	Central Conn. St.	4	2
247	A	Central Conn. St.	1	4
257	A	Mt. St. Mary's	3	4
257	A	Mt. St. Mary's	1	6
258	A	Bryant	0	3
258	A	Bryant	5	6
260	H	Iona	7	0
260	H	Iona	4	3
267	N	Northern Ky.	9	15
267	N	Northern Ky.	3	4
274	A	Lafayette	1	5
274	A	Lafayette	4	2
282	A	Fairleigh Dickinson	9	0
282	A	Fairleigh Dickinson	0	1
283	H	Sacred Heart	4	2
283	H	Sacred Heart	2	1
286	N	Rider	14	5
290	A	Saint Peter's	11	0
290	A	Saint Peter's	6	2

Wagner

W  
a  
g  
n  
e  
r

W  
a  
g  
n  
e  
r



I  
o  
n  
a

Tie, Loss, Non-Conf,S Site, H Home, A Away, N Neutral Page 440



Iona



C  
o  
l  
u  
m  
b  
i  
a

Columbia



RPI	S	Opponent	Score	
199	A	Penn	6	0
199	H	Penn	2	9
199	H	Penn	4	3
217	H	Yale	3	2
217	H	Yale	0	1
224	H	Brown	6	7
224	H	Brown	4	1
227	A	George Washington	4	9
239	H	Canisius	3	1
239	H	Canisius	0	5
250	A	Georgetown	1	16
256	A	Cornell	2	7
256	A	Cornell	2	8
256	A	Cornell	11	4
256	A	Cornell	4	3
282	H	Fairleigh Dickinson	9	14
282	H	Fairleigh Dickinson	7	6
286	H	Rider	2	1
290	A	Saint Peter's	6	1
290	A	Saint Peter's	5	1

Columbia

C  
o  
l  
u  
m  
b  
i  
a

C  
o  
l  
u  
m  
b  
i  
a



North Dakota

North Dakota



North Dakota



Average RPI Win: 267		WON-LOST RECORD		WINNING PCT. RANK		LAST 10 GAMES		STRENGTH OF SCHEDULE		OPP. STRENGTH OF SCHEDULE		TEAM RPI		ADJ RPI		CONF. RPI		ADJ CONF. RPI	
DIV. I ONLY		12-25-0		.32432 243		3-6-0		253		280		264		.39831 263		32		32	
DIV. I NON-CONF.		2-16-0		.11111 280		0-1-0		85		125		255		.41278 254		32		32	
TOTALS		RPI 1-25		RPI 26-50		W-L RECORDS		RPI 51-100		RPI 101-150		RPI 150+							
12-25-0		0-2-0		0-2-0		OVERALL		0-4-0		0-3-0		12-14-0							
4-7-0		0-0-0		0-1-0		HOME		0-1-0		0-0-0		4-5-0							
5-7-0		0-1-0		0-0-0		AWAY		0-1-0		0-0-0		5-5-0							
3-11-0		0-1-0		0-1-0		NEUTRAL		0-2-0		0-3-0		3-4-0							
2-16-0		0-2-0		0-2-0		NON-CONFERENCE		0-4-0		0-3-0		2-5-0							
0-2-0		0-0-0		0-1-0		HOME		0-1-0		0-0-0		0-0-0							
0-3-0		0-1-0		0-0-		AWAY		0-1-0		0-0-0		0-1-0							
2-11-0		0-1-0		0-1-0		NEUTRAL		0-2-0		0-3-0		2-4-0							
10-9-0		0-0-0		0-0-0		CONFERENCE		0-0-0		0-0-0		10-9-0							
4-5-0		0-0-0		0-0-0		HOME		0-0-0		0-0-0		4-5-0							
5-4-0		0-0-0		0-0-0		AWAY		0-0-0		0-0-0		5-4-0							
1-0-0		0-0-0		0-0-0		NEUTRAL		0-0-0		0-0-0		1-0-0							
RPI	S	Opponent		Score		RPI	S	Opponent		Score		RPI	S	Opponent		Score			
3	A	Alabama		0	14	38	H	Mississippi St.		0	6	80	H	Central Ark.		0	7		
13	N	Baylor		1	11	44	N	Texas St.		0	8	90	N	Nicholls St.		0	11		
												90	N	Nicholls St.		0	6		
												92	A	Louisiana Tech		0	6		
														Abilene Christian		0	7		
														Southern Ill.		0	12		
														Memphis		1	4		
														UT Martin		1	8		
														Southeastern La.		3	6		
														Houston Baptist		4	12		
														Savannah St.		9	11		
														Belmont		10	5		
														Incarnate Word		2	0		
														Texas Southern		3	11		
														Texas Southern		4	5		
														Texas Southern		4	2		
														Alabama St.		12	10		
														Alabama St.		1	6		
														Alabama St.		2	14		
														Alcorn		0	9		
														Alcorn		8	12		
														Alcorn		2	1		
														Tennessee St.		2	10		
														Jackson St.		8	0		
														Jackson St.		8	5		
														Jackson St.		10	11		
														Alabama A&M		7	1		
														Alabama A&M		20	12		
														Alabama A&M		14	6		
														Grambling		12	5		
														Ark.-Pine Bluff		14	17		

Non-Div. I Games: Blue Mountain 2 4 Montevallo 4 5 Montevallo 6 2

Mississippi Val.



RPI	S	Opponent	Score	
295	H	Ark.-Pine Bluff	5	13
295	H	Ark.-Pine Bluff	11	9

Mississippi Val.

M  
i  
s  
s  
i  
s  
s  
i  
p  
p  
i  
V  
a  
l  
.

M  
i  
s  
s  
i  
s  
s  
i  
p  
p  
i  
V  
a  
l  
.



Average RPI Win: 235		WON-LOST	WINNING	LAST 10	STRENGTH OF		OPP. STRENGTH	TEAM	ADJ	CONF.	ADJ CONF.
Average RPI Loss: 158		RECORD	PCT. RANK	GAMES	SCHEDULE		OF SCHEDULE	RPI	RPI	RPI	RPI
DIV. I ONLY		8-32-0	.2	282	4-4-0		198	244	268	.39482	264
DIV. I NON-CONF.		4-18-0	.18182	272	0-0-0		154	243	262	.40432	261
TOTALS		RPI 1-25	RPI 26-50		W-L RECORDS		RPI 51-100		RPI 101-150		RPI 150+
8-32-0		0-0-0	0-2-0		OVERALL		0-6-0		0-5-0		8-19-0
3-10-0		0-0-0	0-0-0		HOME		0-0-0		0-1-0		3-9-0
2-18-0		0-0-0	0-2-0		AWAY		0-6-0		0-4-0		2-6-0
3-4-0		0-0-0	0-0-0		NEUTRAL		0-0-0		0-0-0		3-4-0
4-18-0		0-0-0	0-2-0		NON-CONFERENCE		0-3-0		0-5-0		4-8-0
0-3-0		0-0-0	0-0-0		HOME		0-0-0		0-1-0		0-2-0
1-11-0		0-0-0	0-0-		AWAY		0-3-0		0-4-0		1-2-0
3-4-0		0-0-0	0-0-0		NEUTRAL		0-0-0		0-0-0		3-4-0
4-14-0		0-0-0	0-0-0		CONFERENCE		0-3-0		0-0-0		4-11-0
3-7-0		0-0-0	0-0-0		HOME		0-0-0		0-0-0		3-7-0
1-7-0		0-0-0	0-0-0		AWAY		0-3-0		0-0-0		1-4-0
0-0-0		0-0-0	0-0-0		NEUTRAL		0-0-0		0-0-0		0-0-0
RPI S	Opponent	Score	RPI S	Opponent	Score	RPI S	Opponent	Score	RPI S	Opponent	Score
50 A	Wichita St.	1 10	50 A	Wichita St.	0 8	81 A	UT Arlington	0 8	117 A	Colorado St.	2 10
50 A	Wichita St.					85 A	Weber St.	1 11	117 H	Colorado St.	9 14
						85 A	Weber St.	0 10	128 A	New Mexico	1 10
						85 A	Weber St.	2 7	128 A	New Mexico	3 8
						100 A	Lamar	0 6	128 A	New Mexico	3 7
						100 A	Lamar	3 6	167 H	Omaha	0 9
									167 H	Omaha	1 8
									168 A	Utah St.	9 8
									168 A	Utah St.	7 16
									168 A	Utah St.	4 14
									175 H	Sacramento St.	7 11
									175 H	Sacramento St.	5 8
									175 H	Sacramento St.	1 4
									185 A	Idaho St.	3 9
									185 A	Idaho St.	1 7
									189 H	Montana	6 10
									189 H	Montana	6 9
									189 H	Montana	4 6
									192 N	Missouri St.	0 6
									192 N	Missouri St.	0 8
									222 H	Southern Utah	5 4
									235 N	Incarnate Word	6 2
									243 N	Texas Southern	1 0
									243 N	Texas Southern	9 10
									249 H	Portland St.	4 9
									249 H	Portland St.	9 7
									249 H	Portland St.	10 4
LAST 10 GAMES											
185 A	Idaho St.	1 7	249 H	Portland St.	4 9	243 N	Texas Southern	1 7	249 H	Portland St.	4 9
185 A	Idaho St.	3 9	262 A	North Dakota	6 4	249 H	Portland St.	4 5	249 H	Portland St.	9 7
222 H	Southern Utah	5 4	262 A	North Dakota	1 4	249 H	Portland St.	1 4	249 H	Portland St.	10 4
249 H	Portland St.	9 7									
249 H	Portland St.	10 4									

Non-Div. I Games: MSU Denver 7 11 MSU Denver 19 7

Northern Colo.



RPI	S	Opponent	Score	
251	N	Detroit	5	4
255	N	Alcorn	0	7
262	A	North Dakota	4	5
262	A	North Dakota	1	7
262	A	North Dakota	6	4

Northern Colo.

N  
o  
r  
t  
h  
e  
r  
n  
C  
o  
l  
o  
.

N  
o  
r  
t  
h  
e  
r  
n  
C  
o  
l  
o  
.



Average RPI Win: 246		WON-LOST	WINNING	LAST 10	STRENGTH OF	OPP. STRENGTH	TEAM	ADJ	CONF.	ADJ CONF.		
Average RPI Loss: 172		RECORD	PCT. RANK	GAMES	SCHEDULE	OF SCHEDULE	RPI	RPI	RPI	RPI		
DIV. I ONLY		11-39-0	.22	275	4-6-0	172	265	262	.39315	265	25	26
DIV. I NON-CONF.		8-25-0	.24242	261	1-4-0	182	283	260	.39768	268	28	28
<hr/>												
TOTALS		RPI 1-25		RPI 26-50		W-L RECORDS		RPI 51-100		RPI 101-150		RPI 150+
11-39-0		0-0-0		0-0-0		OVERALL		0-4-0		1-12-0		10-23-0
2-9-0		0-0-0		0-0-0		HOME		0-1-0		0-3-0		2-5-0
6-12-0		0-0-0		0-0-0		AWAY		0-1-0		1-1-0		5-10-0
3-18-0		0-0-0		0-0-0		NEUTRAL		0-2-0		0-8-0		3-8-0
8-25-0		0-0-0		0-0-0		NON-CONFERENCE		0-4-0		1-9-0		7-12-0
0-2-0		0-0-0		0-0-0		HOME		0-1-0		0-0-0		0-1-0
5-5-0		0-0-0		0-0-		AWAY		0-1-0		1-1-0		4-3-0
3-18-0		0-0-0		0-0-0		NEUTRAL		0-2-0		0-8-0		3-8-0
3-14-0		0-0-0		0-0-0		CONFERENCE		0-0-0		0-3-0		3-11-0
2-7-0		0-0-0		0-0-0		HOME		0-0-0		0-3-0		2-4-0
1-7-0		0-0-0		0-0-0		AWAY		0-0-0		0-0-0		1-7-0
0-0-0		0-0-0		0-0-0		NEUTRAL		0-0-0		0-0-0		0-0-0
RPI	S	Opponent	Score	RPI	S	Opponent	Score	RPI	S	Opponent	Score	
						52 H Boston College	0 8			110 N Rutgers	1 2	
						56 A Col. of Charleston	0 10			115 N Army West Point	1 4	
						57 N USC Upstate	0 9			129 N Marist	2 4	
						99 N Ga. Southern	3 8			129 N Marist	1 2	
										134 H Binghamton	3 6	
										134 H Binghamton	1 16	
										134 H Binghamton	0 5	
										136 A Dartmouth	0 8	
										136 A Dartmouth	4 3	
										137 N Butler	3 6	
										140 N Chattanooga	0 3	
										150 N Radford	4 5	
										150 N Radford	1 8	
										157 H Boston U.	1 5	
										161 A Maine	0 13	
										161 A Maine	0 6	
										161 A Maine	0 8	
										166 A Albany (NY)	4 5	
										166 A Albany (NY)	1 5	
										166 A Albany (NY)	0 8	
										181 H Stony Brook	0 7	
										181 H Stony Brook	3 6	
										181 H Stony Brook	0 10	
										198 N Manhattan	9 0	
										203 N Siena	0 1	
										216 N Eastern Mich.	3 4	
										218 N Campbell	4 3	
<hr/>												
LAST 10 GAMES												
						254 A UMBC	1 2			276 H Hartford	4 8	
						254 A UMBC	4 2			276 H Hartford	7 6	
						52 H Boston College	0 8			157 H Boston U.	1 5	
						258 A Bryant	1 4			247 A Central Conn. St.	3 2	
						276 H Hartford	1 0			247 A Central Conn. St.	3 8	

Non-Div. I Games:

UMass Lowell



RPI	S	Opponent	Score
218	N	Campbell	1 6
226	N	Florida A&M	0 1
229	N	Quinnipiac	3 5
229	N	Quinnipiac	1 2
247	A	Central Conn. St.	3 2
247	A	Central Conn. St.	3 8
251	N	Detroit	8 9
254	A	UMBC	4 2
254	A	UMBC	1 2
258	A	Bryant	1 4
262	N	North Dakota	10 2
276	H	Hartford	7 6
276	H	Hartford	1 0
276	H	Hartford	4 8
279	A	Rhode Island	11 7
279	A	Rhode Island	8 2
280	N	IPFW	5 6
283	A	Sacred Heart	2 0
283	A	Sacred Heart	1 3

UMass Lowell







RPI	S	Opponent	Score	
231	A	Southeast Mo. St.	4	7
231	A	Southeast Mo. St.	7	3
234	A	Gardner-Webb	15	12
234	A	Gardner-Webb	2	9
269	H	Tennessee St.	4	7
269	H	Tennessee St.	8	6
295	H	Ark.-Pine Bluff	8	3
295	H	Ark.-Pine Bluff	10	6

Austin Peay

A  
u  
s  
t  
i  
n  
P  
e  
a  
y

A  
u  
s  
t  
i  
n  
P  
e  
a  
y



Average RPI Win: 231		WON-LOST	WINNING	LAST 10	STRENGTH OF		OPP. STRENGTH	TEAM	ADJ		CONF.	ADJ CONF.			
Average RPI Loss: 179		RECORD	PCT. RANK	GAMES	SCHEDULE		OF SCHEDULE	RPI	RPI		RPI	RPI			
DIV. I ONLY		13-40-0	.24528	269	4-6-0		236	252	272	.39174	267	28	28		
DIV. I NON-CONF.		8-22-0	.26667	252	1-1-0		238	254	263	.4026	262	27	27		
TOTALS		RPI 1-25	RPI 26-50		W-L RECORDS		RPI 51-100		RPI 101-150		RPI 150+				
13-40-0		0-1-0	0-0-0		OVERALL		0-1-0		1-12-0		12-26-0				
4-12-0		0-0-0	0-0-0		HOME		0-0-0		0-3-0		4-9-0				
2-15-0		0-1-0	0-0-0		AWAY		0-1-0		0-3-0		2-10-0				
7-13-0		0-0-0	0-0-0		NEUTRAL		0-0-0		1-6-0		6-7-0				
8-22-0		0-1-0	0-0-0		NON-CONFERENCE		0-1-0		1-9-0		7-11-0				
1-3-0		0-0-0	0-0-0		HOME		0-0-0		0-0-0		1-3-0				
0-6-0		0-1-0	0-0-		AWAY		0-1-0		0-3-0		0-1-0				
7-13-0		0-0-0	0-0-0		NEUTRAL		0-0-0		1-6-0		6-7-0				
5-18-0		0-0-0	0-0-0		CONFERENCE		0-0-0		0-3-0		5-15-0				
3-9-0		0-0-0	0-0-0		HOME		0-0-0		0-3-0		3-6-0				
2-9-0		0-0-0	0-0-0		AWAY		0-0-0		0-0-0		2-9-0				
0-0-0		0-0-0	0-0-0		NEUTRAL		0-0-0		0-0-0		0-0-0				
RPI S	Opponent	Score		RPI S	Opponent	Score		RPI S	Opponent	Score		RPI S	Opponent	Score	
16 A	Kentucky	0 9						97 A	Eastern Ky.	0 9		109 N	Villanova	2	3
												113 N	Lipscomb	1	10
												127 N	Miami (OH)	1	14
												131 H	Wright St.	0	5
												131 H	Wright St.	1	8
												131 H	Wright St.	1	3
												137 N	Butler	0	7
												137 N	Butler	7	5
												140 A	Chattanooga	2	8
												142 N	East Carolina	3	4
												143 A	Memphis	1	9
												143 A	Memphis	0	7
												144 N	ETSU	4	5
												155 N	Evansville	4	5
												155 N	Evansville	2	4
												160 A	Ill.-Chicago	1	7
												160 A	Ill.-Chicago	1	9
												160 A	Ill.-Chicago	4	6
												162 N	La.-Monroe	10	14
												169 A	Youngstown St.	12	9
												169 A	Youngstown St.	4	12
												169 A	Youngstown St.	3	10
												173 N	Eastern Ill.	1	9
												199 N	Penn	1	10
												206 H	Green Bay	1	8
												206 H	Green Bay	7	0
												206 H	Green Bay	7	8
												211 A	Cleveland St.	4	3
												211 A	Cleveland St.	0	11
												206 H	Green Bay	7	8

Non-Div. I Games:

Northern Ky.






RPI	S	Opponent	Score	
208	H	Morehead St.	0	5
208	H	Morehead St.	2	6
211	A	Cleveland St.	0	11
211	A	Cleveland St.	3	5
211	A	Cleveland St.	4	3
221	N	Fairfield	14	15
229	N	Quinnipiac	4	2
232	A	Valparaiso	0	2
232	A	Valparaiso	0	8
241	N	South Dakota	7	0
245	N	St. Bonaventure	2	1
246	H	IUPUI	3	0
246	H	IUPUI	1	2
251	H	Detroit	4	0
251	H	Detroit	0	4
251	H	Detroit	0	2
259	N	Wagner	4	3
259	N	Wagner	15	9
269	A	Tennessee St.	1	3
271	H	Oakland	3	6
271	H	Oakland	7	6
271	H	Oakland	2	8
280	N	IPFW	0	8
280	N	IPFW	9	4

Northern Ky.

N  
o  
r  
t  
h  
e  
r  
n  
K  
y  
.

N  
o  
r  
t  
h  
e  
r  
n  
K  
y  
.



 Tie,  Loss,  Non-Conf, S Site, H Home, A Away, N Neutral Page 456



M  
o  
r  
g  
a  
n  
s  
t  
.

M  
o  
r  
g  
a  
n  
s  
t  
.

Morgan St.



Average RPI Win:		243	WON-LOST RECORD		WINNING PCT. RANK		LAST 10 GAMES		STRENGTH OF SCHEDULE		OPP. STRENGTH OF SCHEDULE		TEAM RPI		ADJ RPI		CONF. RPI		ADJ CONF. RPI	
DIV. I ONLY			9-45-0		.16667 286		0-10-0		194		239		275		.39088 269		23		22	
DIV. I NON-CONF.			6-22-0		.21429 268		0-1-0		185		259		265		.40622 259		21		21	
TOTALS		RPI 1-25		RPI 26-50		W-L RECORDS		RPI 51-100		RPI 101-150		RPI 150+								
9-45-0		0-2-0		0-0-0		OVERALL		0-8-0		0-5-0		9-30-0								
5-20-0		0-0-0		0-0-0		HOME		0-6-0		0-3-0		5-11-0								
3-23-0		0-2-0		0-0-0		AWAY		0-1-0		0-2-0		3-18-0								
1-2-0		0-0-0		0-0-0		NEUTRAL		0-1-0		0-0-0		1-1-0								
6-22-0		0-2-0		0-0-0		NON-CONFERENCE		0-2-0		0-5-0		6-13-0								
4-9-0		0-0-0		0-0-0		HOME		0-0-0		0-3-0		4-6-0								
1-11-0		0-2-0		0-0-		AWAY		0-1-0		0-2-0		1-6-0								
1-2-0		0-0-0		0-0-0		NEUTRAL		0-1-0		0-0-0		1-1-0								
3-23-0		0-0-0		0-0-0		CONFERENCE		0-6-0		0-0-0		3-17-0								
1-11-0		0-0-0		0-0-0		HOME		0-6-0		0-0-0		1-5-0								
2-12-0		0-0-0		0-0-0		AWAY		0-0-0		0-0-0		2-12-0								
0-0-0		0-0-0		0-0-0		NEUTRAL		0-0-0		0-0-0		0-0-0								
RPI	S	Opponent		Score		RPI	S	Opponent		Score		RPI	S	Opponent		Score				
8	A	Auburn		0 7								113	A	Lipscomb		1 10				
8	A	Auburn		0 8								61	H	Jacksonville St.		3 11				
												61	H	Jacksonville St.		2 10				
												61	H	Jacksonville St.		0 11				
												90	N	Nicholls St.		4 13				
												97	H	Eastern Ky.		2 10				
												97	H	Eastern Ky.		3 11				
												97	H	Eastern Ky.		0 11				
												159	H	SIUE		0 8				
												159	H	SIUE		1 4				
												162	H	La.-Monroe		3 4				
												165	A	UT Martin		7 8				
												165	A	UT Martin		1 6				
												169	H	Youngstown St.		7 5				
												169	H	Youngstown St.		2 13				
												170	A	Georgia Tech		0 5				
												170	A	Georgia Tech		0 6				
												173	H	Eastern Ill.		4 12				
												173	H	Eastern Ill.		0 4				
												177	A	Tennessee Tech		3 0				
												177	A	Tennessee Tech		0 3				
												177	A	Tennessee Tech		1 4				
												196	A	Southeastern La.		1 5				
												196	A	Southeastern La.		0 8				
												204	A	Middle Tenn.		0 3				
												204	H	Middle Tenn.		0 1				
												205	H	Murray St.		2 7				
												205	H	Murray St.		5 4				
												208	A	Morehead St.		2 6				
LAST 10 GAMES						LAST 10 GAMES						LAST 10 GAMES								

Non-Div. I Games: Edward Waters 8 3

Tennessee St.



Tennessee St.



Average RPI Win: 180		WON-LOST RECORD		WINNING PCT. RANK		LAST 10 GAMES		STRENGTH OF SCHEDULE		OPP. STRENGTH OF SCHEDULE		TEAM RPI		ADJ RPI		CONF. RPI		ADJ CONF. RPI	
DIV. I ONLY		8-40-0		.16667 286		1-9-0		156		211		265		.38969 270		18		18	
DIV. I NON-CONF.		5-31-0		.13889 278		0-1-0		181		236		277		.37811 279		17		17	
TOTALS		RPI 1-25		RPI 26-50		W-L RECORDS		RPI 51-100		RPI 101-150		RPI 150+							
8-40-0		0-0-0		0-6-0		OVERALL		0-3-0		0-10-0		8-21-0							
4-16-0		0-0-0		0-3-0		HOME		0-0-0		0-4-0		4-9-0							
2-13-0		0-0-0		0-3-0		AWAY		0-0-0		0-4-0		2-4-0							
2-11-0		0-0-0		0-0-0		NEUTRAL		0-3-0		0-0-0		2-8-0							
5-31-0		0-0-0		0-3-0		NON-CONFERENCE		0-3-0		0-7-0		5-18-0							
3-14-0		0-0-0		0-3-0		HOME		0-0-0		0-4-0		3-7-0							
0-6-0		0-0-0		0-0-		AWAY		0-0-0		0-3-0		0-3-0							
2-11-0		0-0-0		0-0-0		NEUTRAL		0-3-0		0-0-0		2-8-0							
3-9-0		0-0-0		0-3-0		CONFERENCE		0-0-0		0-3-0		3-3-0							
1-2-0		0-0-0		0-0-0		HOME		0-0-0		0-0-0		1-2-0							
2-7-0		0-0-0		0-3-0		AWAY		0-0-0		0-3-0		2-1-0							
0-0-0		0-0-0		0-0-0		NEUTRAL		0-0-0		0-0-0		0-0-0							
RPI	S	Opponent		Score		RPI	S	Opponent		Score		RPI	S	Opponent		Score			
				28	H	Cal St. Fullerton	3	5	73	N	DePaul	5	8	104	H	Nevada	1	10	
				28	H	Cal St. Fullerton	0	10	77	N	Wisconsin	5	11	104	H	Nevada	1	4	
				37	H	California	2	6	77	N	Wisconsin	0	8	106	A	UC Riverside	0	8	
				49	A	BYU	3	4						106	A	UC Riverside	6	7	
				49	A	BYU	4	15						118	A	Loyola Marymount	0	8	
				49	A	BYU	1	9						118	A	Loyola Marymount	0	8	
														118	A	Loyola Marymount	5	7	
														130	A	UC Santa Barbara	4	5	
														136	H	Dartmouth	1	11	
														138	H	Stanford	1	4	
														160	H	Ill.-Chicago	4	3	
														160	H	Ill.-Chicago	3	8	
														164	A	UNLV	1	20	
														168	N	Utah St.	7	2	
														168	N	Utah St.	3	8	
														168	N	Utah St.	1	5	
														171	H	UConn	3	0	
														175	A	Sacramento St.	0	9	
														175	N	Sacramento St.	1	6	
														175	N	Sacramento St.	1	0	
														185	H	Idaho St.	13	7	
														185	H	Idaho St.	5	8	
														187	A	Pacific	7	5	
														187	A	Pacific	8	1	
														187	A	Pacific	3	7	
														189	N	Montana	5	6	
														202	A	UC Davis	0	3	
				LAST 10 GAMES															
				49	A	BYU	1	9	207	H	San Diego	1	5						
				49	A	BYU	4	15	118	A	Loyola Marymount	0	8						
				49	A	BYU	3	4	118	A	Loyola Marymount	5	7						
				207	H	San Diego	5	3	118	A	Loyola Marymount	0	8						
				207	H	San Diego	1	5	37	H	California	2	6						

Non-Div. I Games:

Santa Clara



RPI	S	Opponent	Score	
207	H	San Diego	1	5
207	H	San Diego	5	3
207	H	San Diego	1	5
232	N	Valparaiso	0	10
233	H	Seattle	3	6
233	N	Seattle	3	4
242	H	CSU Bakersfield	2	10
242	N	CSU Bakersfield	0	3
242	N	CSU Bakersfield	1	2
244	H	Colgate	3	4
260	H	Iona	4	10
262	H	North Dakota	1	9

Santa Clara

S  
a  
n  
t  
a  
C  
l  
a  
r  
a

S  
a  
n  
t  
a  
C  
l  
a  
r  
a



Average RPI Win:	233	WON-LOST RECORD	WINNING PCT. RANK	LAST 10 GAMES	STRENGTH OF SCHEDULE	OPP. STRENGTH OF SCHEDULE	TEAM RPI	ADJ RPI	CONF. RPI	ADJ CONF. RPI							
DIV. I ONLY		12-31-0	.27907	261	3-7-0	254	253	270	.38881	271	28	28					
DIV. I NON-CONF.		4-17-0	.19048	271	0-0-0	256	257	283	.37051	283	27	27					
<hr/>																	
TOTALS	RPI 1-25	RPI 26-50		W-L RECORDS		RPI 51-100		RPI 101-150		RPI 150+							
12-31-0	0-0-0	0-0-0		OVERALL		0-2-0		1-9-0		11-20-0							
3-8-0	0-0-0	0-0-0		HOME		0-0-0		0-0-0		3-8-0							
6-16-0	0-0-0	0-0-0		AWAY		0-1-0		1-8-0		5-6-0							
3-7-0	0-0-0	0-0-0		NEUTRAL		0-1-0		0-0-0		3-6-0							
<hr/>																	
4-17-0	0-0-0	0-0-0		NON-CONFERENCE		0-2-0		0-7-0		4-8-0							
0-0-0	0-0-0	0-0-0		HOME		0-0-0		0-0-0		0-0-0							
1-10-0	0-0-0	0-0-		AWAY		0-1-0		0-7-0		1-2-0							
3-7-0	0-0-0	0-0-0		NEUTRAL		0-1-0		0-0-0		3-6-0							
<hr/>																	
8-14-0	0-0-0	0-0-0		CONFERENCE		0-0-0		1-2-0		7-12-0							
3-8-0	0-0-0	0-0-0		HOME		0-0-0		0-0-0		3-8-0							
5-6-0	0-0-0	0-0-0		AWAY		0-0-0		1-2-0		4-4-0							
0-0-0	0-0-0	0-0-0		NEUTRAL		0-0-0		0-0-0		0-0-0							
<hr/>																	
RPI S	Opponent	Score	RPI S	Opponent	Score	RPI S	Opponent	Score	RPI S	Opponent	Score						
						57 A	USC Upstate	2	14	101 A	FGCU	3	7				
						59 N	Kent St.	1	10	101 A	FGCU	0	7				
						101 A	FGCU	1	9								
						112 A	Furman	5	6								
						120 A	Elon	0	8								
						122 A	Stetson	1	4								
						122 A	Stetson	1	6								
						131 A	Wright St.	0	1								
						131 A	Wright St.	8	1								
						131 A	Wright St.	0	3								
						160 H	Ill.-Chicago	0	2								
						160 H	Ill.-Chicago	0	1								
						160 H	Ill.-Chicago	2	3								
						169 H	Youngstown St.	1	4								
						169 H	Youngstown St.	2	0								
						190 A	Mercer	2	5								
						190 A	Mercer	2	8								
						206 A	Green Bay	4	5								
						206 A	Green Bay	8	4								
						211 H	Cleveland St.	3	1								
						211 H	Cleveland St.	1	7								
						211 H	Cleveland St.	2	5								
						LAST 10 GAMES						211 H	Cleveland St.	2	5		
						160 H	Ill.-Chicago	0	1	232 A	Valparaiso	7	6	216 A	Eastern Mich.	6	5
						160 H	Ill.-Chicago	0	2	232 A	Valparaiso	2	3	230 N	Seton Hall	2	8
160 H	Ill.-Chicago	2	3	232 A	Valparaiso	2	3	230 N	Seton Hall	4	6						
206 A	Green Bay	8	4	211 H	Cleveland St.	2	5	230 N	Seton Hall	0	4						
206 A	Green Bay	4	5	211 H	Cleveland St.	3	1	232 A	Valparaiso	2	3						

Non-Div. I Games: Ave Maria 7 6

Oakland



Oakland







RPI	S	Opponent	Score	
276	N	Hartford	5	2
276	N	Hartford	6	1
279	H	Rhode Island	3	9
281	A	Norfolk St.	6	7
281	A	Norfolk St.	11	4
281	A	Norfolk St.	9	10
283	N	Sacred Heart	3	2
287	H	Howard	3	6
287	H	Howard	9	1
287	H	Howard	10	2
288	H	UMES	5	4
288	H	UMES	5	3
288	H	UMES	4	3
292	A	Coppin St.	10	9
292	A	Coppin St.	11	7
292	A	Coppin St.	14	2

Hampton

H  
a  
m  
p  
t  
o  
n

H  
a  
m  
p  
t  
o  
n



Average RPI Win: 216		WON-LOST	WINNING	LAST 10	STRENGTH OF		OPP. STRENGTH	TEAM	ADJ		CONF.	ADJ CONF.	
Average RPI Loss: 175		RECORD	PCT. RANK	GAMES	SCHEDULE		OF SCHEDULE	RPI	RPI		RPI	RPI	
DIV. I ONLY		8-36-0	.18182	285	1-9-0		178	259	271	.38456	273	22	23
DIV. I NON-CONF.		4-22-0	.15385	276	0-1-0		201	282	281	.37176	282	23	24
TOTALS		RPI 1-25	RPI 26-50		W-L RECORDS		RPI 51-100		RPI 101-150		RPI 150+		
8-36-0		0-0-0	0-0-0		OVERALL		1-5-0		0-7-0		7-24-0		
1-11-0		0-0-0	0-0-0		HOME		0-0-0		0-3-0		1-8-0		
3-14-0		0-0-0	0-0-0		AWAY		1-2-0		0-4-0		2-8-0		
4-11-0		0-0-0	0-0-0		NEUTRAL		0-3-0		0-0-0		4-8-0		
4-22-0		0-0-0	0-0-0		NON-CONFERENCE		0-3-0		0-4-0		4-15-0		
0-3-0		0-0-0	0-0-0		HOME		0-0-0		0-0-0		0-3-0		
0-8-0		0-0-0	0-0-		AWAY		0-0-0		0-4-0		0-4-0		
4-11-0		0-0-0	0-0-0		NEUTRAL		0-3-0		0-0-0		4-8-0		
4-14-0		0-0-0	0-0-0		CONFERENCE		1-2-0		0-3-0		3-9-0		
1-8-0		0-0-0	0-0-0		HOME		0-0-0		0-3-0		1-5-0		
3-6-0		0-0-0	0-0-0		AWAY		1-2-0		0-0-0		2-4-0		
0-0-0		0-0-0	0-0-0		NEUTRAL		0-0-0		0-0-0		0-0-0		
RPI S	Opponent	Score	RPI S	Opponent	Score	RPI S	Opponent	Score	RPI S	Opponent	Score		
						66 A Lehigh		1 9	102 A FIU		0 7		
						66 A Lehigh		0 1	102 A FIU		1 9		
						66 A Lehigh		4 3	115 H Army West Point		2 10		
						70 N Delaware		1 7	115 H Army West Point		1 7		
						70 N Delaware		0 7	115 H Army West Point		0 4		
						76 N Indiana		1 4	129 A Marist		4 7		
									129 A Marist		1 2		
									157 H Boston U.		3 4		
									157 H Boston U.		4 11		
									157 H Boston U.		0 1		
									163 A Bucknell		5 4		
									163 A Bucknell		3 5		
									163 A Bucknell		1 5		
									176 N Creighton		0 2		
									176 N Creighton		1 3		
									181 A Stony Brook		1 2		
									181 A Stony Brook		2 11		
									191 N Providence		5 1		
									203 A Siena		5 8		
									203 A Siena		2 5		
									221 N Fairfield		2 10		
									226 N Florida A&M		1 4		
									237 N Drexel		3 8		
									237 N Drexel		8 1		
									244 H Colgate		0 2		
									244 H Colgate		1 2		
									244 H Colgate		7 4		
LAST 10 GAMES													
						66 A Lehigh		4 3	157 H Boston U.		4 11		
						66 A Lehigh		0 1	157 H Boston U.		0 1		
						66 A Lehigh		1 9	115 H Army West Point		2 10		
						258 H Bryant		5 6	115 H Army West Point		1 7		
						157 H Boston U.		3 4	115 H Army West Point		0 4		

Non-Div. I Games:

Holy Cross



RPI	S	Opponent	Score	
247	H	Central Conn. St.	0	1
247	H	Central Conn. St.	0	10
248	N	South Dakota St.	3	14
248	N	South Dakota St.	1	3
248	N	South Dakota St.	5	8
258	H	Bryant	5	6
272	N	Hampton	10	9
274	A	Lafayette	4	9
274	A	Lafayette	9	10
274	A	Lafayette	4	1
283	N	Sacred Heart	6	1

Holy Cross

H  
O  
L  
Y  
C  
R  
O  
S  
S

H  
O  
L  
Y  
C  
R  
O  
S  
S



Average RPI Win: 251		WON-LOST	WINNING	LAST 10	STRENGTH OF	OPP. STRENGTH	TEAM	ADJ	CONF.	ADJ CONF.		
Average RPI Loss: 181		RECORD	PCT. RANK	GAMES	SCHEDULE	OF SCHEDULE	RPI	RPI	RPI	RPI		
DIV. I ONLY		13-32-0	.28889	255	2-8-0	252	269	269	.38302	274	22	23
DIV. I NON-CONF.		10-17-0	.37037	207	1-0-0	279	291	270	.38694	273	23	24
<hr/>												
TOTALS		RPI 1-25	RPI 26-50		W-L RECORDS		RPI 51-100		RPI 101-150		RPI 150+	
13-32-0		0-0-0	0-0-0		OVERALL		0-3-0		1-8-0		12-21-0	
5-8-0		0-0-0	0-0-0		HOME		0-0-0		0-0-0		5-8-0	
5-22-0		0-0-0	0-0-0		AWAY		0-3-0		1-8-0		4-11-0	
3-2-0		0-0-0	0-0-0		NEUTRAL		0-0-0		0-0-0		3-2-0	
10-17-0		0-0-0	0-0-0		NON-CONFERENCE		0-0-0		0-6-0		10-11-0	
3-1-0		0-0-0	0-0-0		HOME		0-0-0		0-0-0		3-1-0	
4-14-0		0-0-0	0-0-		AWAY		0-0-0		0-6-0		4-8-0	
3-2-0		0-0-0	0-0-0		NEUTRAL		0-0-0		0-0-0		3-2-0	
3-15-0		0-0-0	0-0-0		CONFERENCE		0-3-0		1-2-0		2-10-0	
2-7-0		0-0-0	0-0-0		HOME		0-0-0		0-0-0		2-7-0	
1-8-0		0-0-0	0-0-0		AWAY		0-3-0		1-2-0		0-3-0	
0-0-0		0-0-0	0-0-0		NEUTRAL		0-0-0		0-0-0		0-0-0	
RPI	S	Opponent	Score	RPI	S	Opponent	Score	RPI	S	Opponent	Score	
						66 A Lehigh	4 5	103 A		UNCW	0 4	
						66 A Lehigh	1 4	103 A		UNCW	0 4	
						66 A Lehigh	1 7	109 A		Villanova	0 1	
								109 A		Villanova	1 4	
								115 A		Army West Point	2 6	
								115 A		Army West Point	1 0	
								115 A		Army West Point	1 6	
								135 A		Saint Francis (PA)	0 7	
								135 A		Saint Francis (PA)	1 9	
								157 A		Boston U.	0 6	
								157 A		Boston U.	1 4	
								157 A		Boston U.	0 5	
								163 H		Bucknell	2 12	
								163 H		Bucknell	3 6	
								163 H		Bucknell	0 7	
								195 N		Delaware St.	10 3	
								199 A		Penn	0 4	
								199 A		Penn	1 2	
								227 A		George Washington	2 3	
								227 A		George Washington	0 5	
								236 A		La Salle	2 7	
								236 A		La Salle	5 1	
								237 A		Drexel	1 9	
								237 A		Drexel	3 1	
								244 H		Colgate	0 6	
								244 H		Colgate	1 4	
								244 H		Colgate	1 3	
								244 H		Colgate	1 3	
								286 H		Rider	10 5	
LAST 10 GAMES												
						115 A Army West Point	1 0	244 H Colgate		0 6		
						115 A Army West Point	2 6	157 A Boston U.		0 5		
						115 A Army West Point	1 6	157 A Boston U.		0 6		
						244 H Colgate	1 3	157 A Boston U.		1 4		
						244 H Colgate	1 4	286 H Rider		10 5		

Non-Div. I Games:

Lafayette



RPI	S	Opponent	Score	
254	A	UMBC	0	11
254	A	UMBC	3	0
259	H	Wagner	2	4
259	H	Wagner	5	1
273	H	Holy Cross	9	4
273	H	Holy Cross	1	4
273	H	Holy Cross	10	9
279	N	Rhode Island	11	8
279	N	Rhode Island	1	2
286	H	Rider	10	5
286	H	Rider	8	7
287	A	Howard	10	6
287	A	Howard	3	4
288	N	UMES	4	3
288	N	UMES	6	7

Lafayette

L  
a  
f  
a  
y  
e  
t  
t  
e

L  
a  
f  
a  
y  
e  
t  
t  
e



Average RPI Win: 270		WON-LOST	WINNING	LAST 10	STRENGTH OF		OPP. STRENGTH	TEAM	ADJ		CONF.	ADJ CONF.	
Average RPI Loss: 186		RECORD	PCT. RANK	GAMES	SCHEDULE		OF SCHEDULE	RPI	RPI		RPI	RPI	
DIV. I ONLY		17-30-0	.3617	225	4-6-0		287	275	278	.38226	275	31	31
DIV. I NON-CONF.		5-21-0	.19231	270	0-4-0		253	227	279	.37931	278	31	31
TOTALS		RPI 1-25	RPI 26-50		W-L RECORDS		RPI 51-100		RPI 101-150		RPI 150+		
17-30-0	0-0-0	0-0-0		OVERALL		0-4-0		1-4-0		16-22-0			
12-9-0	0-0-0	0-0-0		HOME		0-2-0		0-1-0		12-6-0			
4-14-0	0-0-0	0-0-0		AWAY		0-1-0		1-2-0		3-11-0			
1-7-0	0-0-0	0-0-0		NEUTRAL		0-1-0		0-1-0		1-5-0			
5-21-0	0-0-0	0-0-0		NON-CONFERENCE		0-4-0		1-4-0		4-13-0			
1-5-0	0-0-0	0-0-0		HOME		0-2-0		0-1-0		1-2-0			
3-9-0	0-0-0	0-0-		AWAY		0-1-0		1-2-0		2-6-0			
1-7-0	0-0-0	0-0-0		NEUTRAL		0-1-0		0-1-0		1-5-0			
12-9-0	0-0-0	0-0-0		CONFERENCE		0-0-0		0-0-0		12-9-0			
11-4-0	0-0-0	0-0-0		HOME		0-0-0		0-0-0		11-4-0			
1-5-0	0-0-0	0-0-0		AWAY		0-0-0		0-0-0		1-5-0			
0-0-0	0-0-0	0-0-0		NEUTRAL		0-0-0		0-0-0		0-0-0			
RPI	S	Opponent	Score	RPI	S	Opponent	Score	RPI	S	Opponent	Score		

Non-Div. I Games:

N.C. A&amp;T



RPI	S	Opponent	Score	
238	A	Appalachian St.	0	8
281	H	Norfolk St.	10	5
281	H	Norfolk St.	7	6
282	N	Fairleigh Dickinson	12	5
285	H	N.C. Central	3	2
285	H	N.C. Central	4	3
285	H	N.C. Central	8	5
286	A	Rider	11	6
286	A	Rider	9	5
288	H	UMES	3	1
288	H	UMES	3	1
289	H	South Carolina St.	10	1
289	H	South Carolina St.	5	8
289	H	South Carolina St.	9	0
292	H	Coppin St.	10	3
292	H	Coppin St.	6	1

N  
.  
C  
.  
A  
&  
T

N  
.  
C  
.  
A  
&  
T



Average RPI Win: 223		WON-LOST RECORD		WINNING PCT. RANK		LAST 10 GAMES		STRENGTH OF SCHEDULE		OPP. STRENGTH OF SCHEDULE		TEAM RPI		ADJ RPI		CONF. RPI		ADJ CONF. RPI	
DIV. I ONLY		6-43-0		.12245 292		1-9-0		124		272		274		.37841 276		25		26	
DIV. I NON-CONF.		4-29-0		.12121 279		0-3-0		116		286		274		.38462 275		28		28	
TOTALS		RPI 1-25		RPI 26-50		W-L RECORDS		RPI 51-100		RPI 101-150		RPI 150+							
6-43-0		0-0-0		0-0-0		OVERALL		0-5-0		0-9-0		6-29-0							
2-14-0		0-0-0		0-0-0		HOME		0-0-0		0-2-0		2-12-0							
1-17-0		0-0-0		0-0-0		AWAY		0-3-0		0-4-0		1-10-0							
3-12-0		0-0-0		0-0-0		NEUTRAL		0-2-0		0-3-0		3-7-0							
4-29-0		0-0-0		0-0-0		NON-CONFERENCE		0-5-0		0-7-0		4-17-0							
1-7-0		0-0-0		0-0-0		HOME		0-0-0		0-2-0		1-5-0							
0-10-0		0-0-0		0-0-		AWAY		0-3-0		0-2-0		0-5-0							
3-12-0		0-0-0		0-0-0		NEUTRAL		0-2-0		0-3-0		3-7-0							
2-14-0		0-0-0		0-0-0		CONFERENCE		0-0-0		0-2-0		2-12-0							
1-7-0		0-0-0		0-0-0		HOME		0-0-0		0-0-0		1-7-0							
1-7-0		0-0-0		0-0-0		AWAY		0-0-0		0-2-0		1-5-0							
0-0-0		0-0-0		0-0-0		NEUTRAL		0-0-0		0-0-0		0-0-0							
RPI	S	Opponent		Score		RPI	S	Opponent		Score		RPI	S	Opponent		Score			
						59	N	Kent St.	2	6		111	N	Southern Ill.	0	5			
						64	A	Longwood	4	7		115	H	Army West Point	3	5			
						64	A	Longwood	2	10		115	H	Army West Point	0	7			
						64	A	Longwood	0	10		129	A	Marist	3	5			
						66	N	Lehigh	0	3		129	A	Marist	0	10			
												129	N	Marist	1	4			
												134	A	Binghamton	2	10			
												134	A	Binghamton	1	9			
												140	N	Chattanooga	2	3			
												161	H	Maine	3	8			
												161	H	Maine	3	11			
												161	H	Maine	2	11			
												166	H	Albany (NY)	1	9			
												166	H	Albany (NY)	2	6			
												170	N	Georgia Tech	4	3			
												171	A	UConn	0	16			
												180	N	Monmouth	7	11			
												180	N	Monmouth	5	4			
												181	A	Stony Brook	1	9			
												181	A	Stony Brook	1	9			
												181	A	Stony Brook	0	5			
												198	A	Manhattan	4	5			
												198	A	Manhattan	2	9			
												203	H	Siena	1	3			
												203	H	Siena	0	7			
												206	N	Green Bay	1	9			
												213	N	Winthrop	4	7			
LAST 10 GAMES																			
						134	A	Binghamton	2	10		161	H	Maine	3	8			
						134	A	Binghamton	1	9		161	H	Maine	2	11			
						115	H	Army West Point	3	5		171	A	UConn	0	16			
						115	H	Army West Point	0	7		265	A	UMass Lowell	0	1			
						161	H	Maine	3	11		265	A	UMass Lowell	8	4			

Non-Div. I Games:

Hartford



RPI	S	Opponent	Score
226	N	Florida A&M	4 7
229	H	Quinnipiac	0 3
229	H	Quinnipiac	3 1
234	A	Gardner-Webb	0 7
234	A	Gardner-Webb	2 7
240	N	Bowling Green	4 2
247	H	Central Conn. St.	0 9
247	H	Central Conn. St.	0 8
254	H	UMBC	4 0
254	H	UMBC	0 5
254	H	UMBC	2 3
265	A	UMass Lowell	8 4
265	A	UMass Lowell	6 7
265	A	UMass Lowell	0 1
272	N	Hampton	2 5
272	N	Hampton	1 6
280	N	IPFW	3 12

Hartford







RPI	S	Opponent	Score	
223	H	Buffalo	2	6
223	H	Buffalo	3	5
229	A	Quinnipiac	0	3
229	A	Quinnipiac	0	5
239	H	Canisius	1	0
239	H	Canisius	1	7
240	N	Bowling Green	4	1
245	H	St. Bonaventure	2	5
245	H	St. Bonaventure	3	10
247	N	Central Conn. St.	1	6
248	N	South Dakota St.	5	2
260	H	Iona	1	6
260	H	Iona	4	1
271	N	Oakland	1	2
283	N	Sacred Heart	2	10
286	H	Rider	4	5
286	H	Rider	10	2
290	A	Saint Peter's	9	5
290	A	Saint Peter's	11	8

Niagara

N  
i  
a  
g  
a  
r  
a

N  
i  
a  
g  
a  
r  
a



Average RPI Win:	267	WON-LOST	WINNING	LAST 10	STRENGTH OF	OPP. STRENGTH	TEAM	ADJ	CONF.	ADJ CONF.	
Average RPI Loss:	191	RECORD	PCT. RANK	GAMES	SCHEDULE	OF SCHEDULE	RPI	RPI	RPI	RPI	
DIV. I ONLY	8-28-0	.22222	274	2-8-0	248	287	283	.37472	278	32	32
DIV. I NON-CONF.	2-16-0	.11111	280	0-2-0	128	229	273	.39816	267	32	32
<hr/>											
TOTALS	RPI 1-25	RPI 26-50		W-L RECORDS		RPI 51-100		RPI 101-150		RPI 150+	
8-28-0	0-0-0	0-1-0		OVERALL		0-8-0		0-2-0		8-17-0	
2-9-0	0-0-0	0-0-0		HOME		0-2-0		0-0-0		2-7-0	
3-13-0	0-0-0	0-0-0		AWAY		0-5-0		0-1-0		3-7-0	
3-6-0	0-0-0	0-1-0		NEUTRAL		0-1-0		0-1-0		3-3-0	
<hr/>											
2-16-0	0-0-0	0-1-0		NON-CONFERENCE		0-8-0		0-2-0		2-5-0	
0-4-0	0-0-0	0-0-0		HOME		0-2-0		0-0-0		0-2-0	
0-6-0	0-0-0	0-0-		AWAY		0-5-0		0-1-0		0-0-0	
2-6-0	0-0-0	0-1-0		NEUTRAL		0-1-0		0-1-0		2-3-0	
<hr/>											
6-12-0	0-0-0	0-0-0		CONFERENCE		0-0-0		0-0-0		6-12-0	
2-5-0	0-0-0	0-0-0		HOME		0-0-0		0-0-0		2-5-0	
3-7-0	0-0-0	0-0-0		AWAY		0-0-0		0-0-0		3-7-0	
1-0-0	0-0-0	0-0-0		NEUTRAL		0-0-0		0-0-0		1-0-0	
<hr/>											
RPI	S	Opponent	Score	RPI	S	Opponent	Score	RPI	S	Opponent	Score
				33	N	McNeese St.	0 8	80	A	Central Ark.	0 3
								90	A	Nicholls St.	5 9
								90	A	Nicholls St.	4 6
								90	A	Nicholls St.	4 7
								90	A	Nicholls St.	4 7
								92	N	Louisiana Tech	1 10
								100	H	Lamar	7 11
								100	H	Lamar	7 16
										143	A Memphis
										143	N Memphis
										196	N Southeastern La.
										210	N Houston Baptist
										226	N Florida A&M
										231	H Southeast Mo. St.
										231	H Southeast Mo. St.
										235	N Incarnate Word
										243	H Texas Southern
										243	H Texas Southern
										243	N Texas Southern
										253	A Alabama St.
										253	A Alabama St.
										253	A Alabama St.
										255	H Alcorn
										255	H Alcorn
										263	A Mississippi Val.
										263	A Mississippi Val.
										263	A Mississippi Val.
										280	N IPFW
										284	H Alabama A&M
										284	H Alabama A&M
										284	H Alabama A&M
										293	A Southern U.
										293	A Southern U.
										295	A Ark.-Pine Bluff
										295	A Ark.-Pine Bluff
<hr/>											
LAST 10 GAMES											
				255	H	Alcorn	11 2	90	A	Nicholls St.	4 7
				255	H	Alcorn	6 8	90	A	Nicholls St.	5 9
				284	H	Alabama A&M	5 9	253	A	Alabama St.	4 5
				284	H	Alabama A&M	4 7	253	A	Alabama St.	0 3
				284	H	Alabama A&M	10 9	253	A	Alabama St.	0 6

Non-Div. I Games:

Jackson St.



Average RPI Win:	220	WON-LOST RECORD	WINNING PCT. RANK	LAST 10 GAMES	STRENGTH OF SCHEDULE	OPP. STRENGTH OF SCHEDULE	TEAM RPI	ADJ RPI	CONF. RPI	ADJ CONF. RPI					
DIV. I ONLY		12-32-0	.27273	262	0-10-0	249	279	273	.37429	279	21	21			
DIV. I NON-CONF.		9-13-0	.40909	193	0-1-0	261	293	254	.40016	265	22	22			
<hr/>															
TOTALS	RPI 1-25	RPI 26-50		W-L RECORDS		RPI 51-100		RPI 101-150		RPI 150+					
12-32-0	0-0-0	0-0-0		OVERALL		0-3-0		1-4-0		11-25-0					
3-13-0	0-0-0	0-0-0		HOME		0-3-0		1-1-0		2-9-0					
6-12-0	0-0-0	0-0-0		AWAY		0-0-0		0-3-0		6-9-0					
3-7-0	0-0-0	0-0-0		NEUTRAL		0-0-0		0-0-0		3-7-0					
<hr/>															
9-13-0	0-0-0	0-0-0		NON-CONFERENCE		0-0-0		1-1-0		8-12-0					
2-4-0	0-0-0	0-0-0		HOME		0-0-0		1-0-0		1-4-0					
4-3-0	0-0-0	0-0-		AWAY		0-0-0		0-1-0		4-2-0					
3-6-0	0-0-0	0-0-0		NEUTRAL		0-0-0		0-0-0		3-6-0					
<hr/>															
3-19-0	0-0-0	0-0-0		CONFERENCE		0-3-0		0-3-0		3-13-0					
1-9-0	0-0-0	0-0-0		HOME		0-3-0		0-1-0		1-5-0					
2-9-0	0-0-0	0-0-0		AWAY		0-0-0		0-2-0		2-7-0					
0-1-0	0-0-0	0-0-0		NEUTRAL		0-0-0		0-0-0		0-1-0					
<hr/>															
RPI	S	Opponent	Score	RPI	S	Opponent	Score	RPI	S	Opponent	Score				
				65		H	Fordham	4	13	103		A	UNCW	3	10
				65		H	Fordham	4	12	107		H	Dayton	5	12
				65		H	Fordham	1	12	114		H	Harvard	4	2
										139		A	Massachusetts	0	3
										139		A	Massachusetts	2	7
										151		A	Liberty	7	3
										158		A	Saint Louis	4	2
										158		A	Saint Louis	0	11
										158		A	Saint Louis	1	9
										161		H	Maine	10	9
										161		H	Maine	0	9
										195		N	Delaware St.	2	3
										195		N	Delaware St.	2	11
										209		A	George Mason	1	4
										209		A	George Mason	2	0
										209		A	George Mason	0	4
										221		H	Fairfield	0	10
										223		N	Buffalo	5	13
										227		H	George Washington	3	6
										227		H	George Washington	4	5
						227		H	George Washington	1	0				
LAST 10 GAMES								229				N	Quinnipiac	4	3
236				H	La Salle	4	6	245				A	St. Bonaventure	3	8
236				H	La Salle	4	8	221				H	Fairfield	0	10
236				H	La Salle	0	9	65				H	Fordham	4	12
245				A	St. Bonaventure	2	8	65				H	Fordham	1	12
245				A	St. Bonaventure	4	5	65				H	Fordham	4	13
								236				H	La Salle	4	8
								236				H	La Salle	4	6
								236				H	La Salle	0	9
								236				N	La Salle	4	6
								245				A	St. Bonaventure	4	5

**Non-Div. I Games:**

Rhode Island



RPI	S	Opponent	Score
245	A	St. Bonaventure	3 8
245	A	St. Bonaventure	2 8
265	H	UMass Lowell	7 11
265	H	UMass Lowell	2 8
272	A	Hampton	9 3
274	N	Lafayette	8 11
274	N	Lafayette	2 1
281	A	Norfolk St.	4 8
281	A	Norfolk St.	3 4
281	A	Norfolk St.	3 2
281	A	Norfolk St.	9 6
281	N	Norfolk St.	0 8
281	N	Norfolk St.	2 10
283	N	Sacred Heart	3 0

Rhode Island



Average RPI Win: 232		WON-LOST RECORD	WINNING PCT. RANK		LAST 10 GAMES	STRENGTH OF SCHEDULE	OPP. STRENGTH OF SCHEDULE	TEAM RPI	ADJ RPI		CONF. RPI	ADJ CONF. RPI
Average RPI Loss: 172												
DIV. I ONLY		11-40-0	.21569	278	1-9-0	262	221	282	.37294	280	27	27
DIV. I NON-CONF.		9-24-0	.27273	248	0-3-0	254	217	267	.39422	270	25	25
<hr/>												
TOTALS		RPI 1-25		RPI 26-50		W-L RECORDS		RPI 51-100		RPI 101-150		RPI 150+
11-40-0		0-0-0		0-2-0		OVERALL		0-6-0		2-4-0		9-28-0
1-9-0		0-0-0		0-0-0		HOME		0-0-0		0-0-0		1-9-0
3-14-0		0-0-0		0-1-0		AWAY		0-3-0		1-0-0		2-10-0
7-17-0		0-0-0		0-1-0		NEUTRAL		0-3-0		1-4-0		6-9-0
9-24-0		0-0-0		0-2-0		NON-CONFERENCE		0-3-0		2-4-0		7-15-0
0-1-0		0-0-0		0-0-0		HOME		0-0-0		0-0-0		0-1-0
2-6-0		0-0-0		0-0-		AWAY		0-0-0		1-0-0		1-5-0
7-17-0		0-0-0		0-1-0		NEUTRAL		0-3-0		1-4-0		6-9-0
2-16-0		0-0-0		0-0-0		CONFERENCE		0-3-0		0-0-0		2-13-0
1-8-0		0-0-0		0-0-0		HOME		0-0-0		0-0-0		1-8-0
1-8-0		0-0-0		0-0-0		AWAY		0-3-0		0-0-0		1-5-0
0-0-0		0-0-0		0-0-0		NEUTRAL		0-0-0		0-0-0		0-0-0
RPI	S	Opponent	Score	RPI	S	Opponent	Score	RPI	S	Opponent	Score	
				29	A	Notre Dame	0 5	51	A	North Dakota St.	0 8	
				44	N	Texas St.	0 9	51	A	North Dakota St.	0 8	
								51	A	North Dakota St.	8 13	
								56	N	Col. of Charleston	2 11	
								79	N	Towson	5 12	
								90	N	Nicholls St.	2 3	

Non-Div. I Games:

IPFW



RPI	S	Opponent	Score	
241	H	South Dakota	3	2
241	H	South Dakota	6	10
246	A	IUPUI	1	3
246	A	IUPUI	6	4
246	A	IUPUI	0	8
248	H	South Dakota St.	0	3
248	H	South Dakota St.	2	16
248	H	South Dakota St.	1	12
250	N	Georgetown	6	13
251	N	Detroit	3	1
256	N	Cornell	13	7
265	N	UMass Lowell	6	5
267	N	Northern Ky.	8	0
267	N	Northern Ky.	4	9
276	N	Hartford	12	3
278	N	Jackson St.	9	11

I  
P  
F  
W

I  
P  
F  
W



Average RPI Win: 277		WON-LOST	WINNING	LAST 10	STRENGTH OF		OPP. STRENGTH	TEAM	ADJ		CONF.	ADJ CONF.
Average RPI Loss: 225		RECORD	PCT. RANK	GAMES	SCHEDULE		OF SCHEDULE	RPI	RPI		RPI	RPI
DIV. I ONLY		17-23-0	.425	192	5-5-0		290	290	280		.37287	281
DIV. I NON-CONF.		5-14-0	.26316	254	0-2-0		281	289	286		.36277	285
TOTALS		RPI 1-25	RPI 26-50		W-L RECORDS		RPI 51-100		RPI 101-150		RPI 150+	
17-23-0		0-0-0	0-0-0		OVERALL		0-2-0		0-2-0		17-19-0	
9-11-0		0-0-0	0-0-0		HOME		0-0-0		0-2-0		9-9-0	
5-11-0		0-0-0	0-0-0		AWAY		0-2-0		0-0-0		5-9-0	
3-1-0		0-0-0	0-0-0		NEUTRAL		0-0-0		0-0-0		3-1-0	
5-14-0		0-0-0	0-0-0		NON-CONFERENCE		0-2-0		0-2-0		5-10-0	
2-8-0		0-0-0	0-0-0		HOME		0-0-0		0-2-0		2-6-0	
0-5-0		0-0-0	0-0-		AWAY		0-2-0		0-0-0		0-3-0	
3-1-0		0-0-0	0-0-0		NEUTRAL		0-0-0		0-0-0		3-1-0	
12-9-0		0-0-0	0-0-0		CONFERENCE		0-0-0		0-0-0		12-9-0	
7-3-0		0-0-0	0-0-0		HOME		0-0-0		0-0-0		7-3-0	
5-6-0		0-0-0	0-0-0		AWAY		0-0-0		0-0-0		5-6-0	
0-0-0		0-0-0	0-0-0		NEUTRAL		0-0-0		0-0-0		0-0-0	
RPI S	Opponent	Score	RPI S	Opponent	Score	RPI S	Opponent	Score	RPI S	Opponent	Score	
						79 A	Towson	0 8	150 H	Radford	0 3	
						79 A	Towson	2 10	150 H	Radford	0 8	
									151 A	Liberty	1 9	
									195 A	Delaware St.	7 5	
									195 A	Delaware St.	0 8	
									195 A	Delaware St.	9 11	
									227 H	George Washington	1 9	
									227 H	George Washington	6 8	
									236 N	La Salle	2 6	
									237 H	Drexel	5 6	
									237 H	Drexel	3 13	
									254 A	UMBC	1 5	
									254 A	UMBC	2 10	
									268 H	Morgan St.	2 9	
									268 H	Morgan St.	5 3	
									272 H	Hampton	4 11	
									272 H	Hampton	10 9	
									272 H	Hampton	7 6	
									275 A	N.C. A&T	5 10	
									275 A	N.C. A&T	6 7	
									279 H	Rhode Island	2 3	
									279 H	Rhode Island	8 4	
									279 H	Rhode Island	4 3	
									279 H	Rhode Island	6 9	
									279 N	Rhode Island	8 0	
									279 N	Rhode Island	10 2	
									283 N	Sacred Heart	7 6	
			LAST 10 GAMES									
			272 H	Hampton	10 9	288 A	UMES	18 13	279 H	Rhode Island	4 3	
			272 H	Hampton	4 11	288 A	UMES	1 2	279 H	Rhode Island	6 9	
			272 H	Hampton	7 6	287 A	Howard	4 2	279 N	Rhode Island	8 0	
			254 A	UMBC	2 10	287 A	Howard	2 3	279 N	Rhode Island	10 2	
			254 A	UMBC	1 5	287 A	Howard	11 5	283 N	Sacred Heart	7 6	

Non-Div. I Games:

Norfolk St.



RPI	S	Opponent	Score	
285	H	N.C. Central	9	1
285	H	N.C. Central	2	7
287	A	Howard	11	5
287	A	Howard	2	3
287	A	Howard	4	2
288	A	UMES	18	13
288	A	UMES	14	4
288	A	UMES	1	2
292	H	Coppin St.	8	0
292	H	Coppin St.	6	5
292	H	Coppin St.	11	5

Norfolk St.

N  
o  
r  
f  
o  
l  
k  
S  
t  
.

N  
o  
r  
f  
o  
l  
k  
S  
t  
.



Average RPI Win:	254	WON-LOST	WINNING	LAST 10	STRENGTH OF	OPP. STRENGTH	TEAM	ADJ	CONF.	ADJ CONF.	
Average RPI Loss:	192	RECORD	PCT. RANK	GAMES	SCHEDULE	OF SCHEDULE	RPI	RPI	RPI	RPI	
DIV. I ONLY	12-34-0	.26087	265	2-8-0	265	273	281	.37213	282	30	29
DIV. I NON-CONF.	7-23-0	.23333	262	0-1-0	251	284	278	.37538	280	29	29
TOTALS	RPI 1-25	RPI 26-50	W-L RECORDS	RPI 51-100	RPI 101-150	RPI 150+					
12-34-0	0-0-0	0-0-0	OVERALL	0-1-0	1-11-0	11-22-0					
6-6-0	0-0-0	0-0-0	HOME	0-0-0	0-0-0	6-6-0					
4-20-0	0-0-0	0-0-0	AWAY	0-0-0	1-9-0	3-11-0					
2-8-0	0-0-0	0-0-0	NEUTRAL	0-1-0	0-2-0	2-5-0					
7-23-0	0-0-0	0-0-0	NON-CONFERENCE	0-1-0	1-7-0	6-15-0					
2-2-0	0-0-0	0-0-0	HOME	0-0-0	0-0-0	2-2-0					
3-13-0	0-0-0	0-0-	AWAY	0-0-0	1-5-0	2-8-0					
2-8-0	0-0-0	0-0-0	NEUTRAL	0-1-0	0-2-0	2-5-0					
5-11-0	0-0-0	0-0-0	CONFERENCE	0-0-0	0-4-0	5-7-0					
4-4-0	0-0-0	0-0-0	HOME	0-0-0	0-0-0	4-4-0					
1-7-0	0-0-0	0-0-0	AWAY	0-0-0	0-4-0	1-3-0					
0-0-0	0-0-0	0-0-0	NEUTRAL	0-0-0	0-0-0	0-0-0					
RPI S	Opponent	Score	RPI S	Opponent	Score	RPI S	Opponent	Score	RPI S	Opponent	Score
						53 N	Samford	3 10	114 N	Harvard	1 6
									114 N	Harvard	2 5
									118 A	Loyola Marymount	1 11
									118 A	Loyola Marymount	12 11
									119 A	St. John's (NY)	0 8
									120 A	Elon	0 6
									120 A	Elon	4 9
									120 A	Elon	1 5
									132 A	LIU Brooklyn	0 8
									132 A	LIU Brooklyn	5 7
									135 A	Saint Francis (PA)	1 4
									135 A	Saint Francis (PA)	4 6
									180 N	Monmouth	0 12
									180 N	Monmouth	2 11
									181 A	Stony Brook	3 11
									197 A	Robert Morris	0 3
									197 A	Robert Morris	0 4
									198 A	Manhattan	3 7
									198 N	Manhattan	2 11
									203 A	Siena	2 7
									203 A	Siena	3 13
									229 A	Quinnipiac	2 8
									229 A	Quinnipiac	1 7
									239 N	Canisius	4 3
									239 N	Canisius	0 6
									247 H	Central Conn. St.	5 3
									247 H	Central Conn. St.	7 10

Non-Div. I Games:

Fairleigh Dickinson



RPI	S	Opponent	Score	
254	A	UMBC	0	9
254	A	UMBC	7	6
257	H	Mt. St. Mary's	2	1
257	H	Mt. St. Mary's	6	5
258	H	Bryant	3	5
258	H	Bryant	2	3
259	H	Wagner	1	0
259	H	Wagner	0	9
261	A	Columbia	6	7
261	A	Columbia	14	9
275	N	N.C. A&T	5	12
283	A	Sacred Heart	5	3
283	A	Sacred Heart	4	7
286	H	Rider	3	6
286	H	Rider	4	5
287	N	Howard	6	1
290	H	Saint Peter's	4	3
290	H	Saint Peter's	9	0

Fairleigh Dickinson

F  
a  
i  
r  
l  
e  
i  
g  
h  
D  
i  
c  
k  
i  
n  
s  
o  
n

F  
a  
i  
r  
l  
e  
i  
g  
h  
D  
i  
c  
k  
i  
n  
s  
o  
n



S  
a  
c  
r  
e  
d  
H  
e  
a  
r  
t

S  
a  
c  
r  
e  
d  
H  
e  
a  
r  
t

Sacred Heart



Sacred Heart



Average RPI Win: 268		WON-LOST RECORD		WINNING PCT. RANK		LAST 10 GAMES		STRENGTH OF SCHEDULE		OPP. STRENGTH OF SCHEDULE		TEAM RPI		ADJ RPI		CONF. RPI		ADJ CONF. RPI	
DIV. I ONLY		10-30-0		.25 267		4-4-0		288		263		285		.35303 284		32		32	
DIV. I NON-CONF.		1-21-0		.04545 290		0-2-0		203		164		287		.36024 286		32		32	
TOTALS		RPI 1-25		RPI 26-50		W-L RECORDS		RPI 51-100		RPI 101-150		RPI 150+							
10-30-0		0-0-0		0-1-0		OVERALL		0-5-0		1-3-0		9-21-0							
4-6-0		0-0-0		0-0-0		HOME		0-0-0		0-0-0		4-6-0							
6-17-0		0-0-0		0-1-0		AWAY		0-2-0		1-3-0		5-8-0							
0-7-0		0-0-0		0-0-0		NEUTRAL		0-2-0		0-0-0		0-5-0							
1-21-0		0-0-0		0-1-0		NON-CONFERENCE		0-5-0		1-3-0		0-12-0							
0-1-0		0-0-0		0-0-0		HOME		0-0-0		0-0-0		0-1-0							
1-13-0		0-0-0		0-0-		AWAY		0-3-0		1-3-0		0-6-0							
0-7-0		0-0-0		0-0-0		NEUTRAL		0-2-0		0-0-0		0-5-0							
9-9-0		0-0-0		0-0-0		CONFERENCE		0-0-0		0-0-0		9-9-0							
4-5-0		0-0-0		0-0-0		HOME		0-0-0		0-0-0		4-5-0							
5-4-0		0-0-0		0-0-0		AWAY		0-0-0		0-0-0		5-4-0							
0-0-0		0-0-0		0-0-0		NEUTRAL		0-0-0		0-0-0		0-0-0							
RPI	S	Opponent	Score	RPI	S	Opponent	Score	RPI	S	Opponent	Score	RPI	S	Opponent	Score				
				38	A	Mississippi St.	1 2	53	A	Samford	2 13	124	A	Kennesaw St.	0 8				
								53	A	Samford	0 11	124	A	Kennesaw St.	7 8				
								61	A	Jacksonville St.	2 4	144	A	ETSU	6 3				
								87	N	Houston	0 8	144	A	ETSU	0 6				
								99	N	Ga. Southern	2 7	165	N	UT Martin	3 11				
												177	N	Tennessee Tech	1 20				
												184	N	Western Mich.	0 8				
												196	A	Southeastern La.	1 9				
												196	A	Southeastern La.	5 10				
												196	A	Southeastern La.	7 9				
												196	A	Southeastern La.	1 10				
												204	H	Middle Tenn.	4 9				
												208	N	Morehead St.	3 11				
												208	N	Morehead St.	3 11				
												225	A	Belmont	0 8				
												225	A	Belmont	2 7				
												253	H	Alabama St.	7 9				
												253	H	Alabama St.	7 6				
												253	H	Alabama St.	7 6				
												255	A	Alcorn	4 5				
												255	A	Alcorn	3 4				
												255	A	Alcorn	2 5				
												263	H	Mississippi Val.	12 20				
												263	H	Mississippi Val.	1 7				
												263	H	Mississippi Val.	6 14				
												278	A	Jackson St.	7 4				
												278	A	Jackson St.	9 5				
Non-Div. I Games: Tuskegee				8	4	Martin Methodist		4	7	Tuskegee		4	6	Martin Methodist		2	6	Alabama A&M	



RPI	S	Opponent	Score	
278	A	Jackson St.	9	10
294	H	Grambling	4	8
294	H	Grambling	11	1
294	H	Grambling	23	6
295	A	Ark.-Pine Bluff	3	2
295	A	Ark.-Pine Bluff	2	1
295	A	Ark.-Pine Bluff	6	1

Alabama A&amp;M



Average RPI Win: 275		WON-LOST	WINNING	LAST 10	STRENGTH OF		OPP. STRENGTH	TEAM	ADJ	CONF.	ADJ CONF.				
Average RPI Loss: 178		RECORD	PCT. RANK	GAMES	SCHEDULE		OF SCHEDULE	RPI	RPI	RPI	RPI				
DIV. I ONLY		8-42-0	.16	289	4-6-0		271	262	286	.35247	285	31	31		
DIV. I NON-CONF.		2-27-0	.06897	288	2-2-0		173	185	282	.37423	281	31	31		
<hr/>															
TOTALS		RPI 1-25		RPI 26-50		W-L RECORDS		RPI 51-100		RPI 101-150		RPI 150+			
8-42-0		0-0-0		0-3-0		OVERALL		0-5-0		0-6-0		8-28-0			
3-11-0		0-0-0		0-0-0		HOME		0-1-0		0-0-0		3-10-0			
3-21-0		0-0-0		0-3-0		AWAY		0-2-0		0-4-0		3-12-0			
2-10-0		0-0-0		0-0-0		NEUTRAL		0-2-0		0-2-0		2-6-0			
<hr/>															
2-27-0		0-0-0		0-3-0		NON-CONFERENCE		0-5-0		0-6-0		2-13-0			
0-4-0		0-0-0		0-0-0		HOME		0-1-0		0-0-0		0-3-0			
0-13-0		0-0-0		0-0-		AWAY		0-2-0		0-4-0		0-4-0			
2-10-0		0-0-0		0-0-0		NEUTRAL		0-2-0		0-2-0		2-6-0			
<hr/>															
6-15-0		0-0-0		0-0-0		CONFERENCE		0-0-0		0-0-0		6-15-0			
3-7-0		0-0-0		0-0-0		HOME		0-0-0		0-0-0		3-7-0			
3-8-0		0-0-0		0-0-0		AWAY		0-0-0		0-0-0		3-8-0			
0-0-0		0-0-0		0-0-0		NEUTRAL		0-0-0		0-0-0		0-0-0			
<hr/>															
RPI	S	Opponent	Score	RPI	S	Opponent	Score	RPI	S	Opponent	Score	RPI	S	Opponent	Score
				46	A	Louisville	0 5	57	A	USC Upstate	0 4	103	A	UNCW	0 10
				46	A	Louisville	0 8	57	A	USC Upstate	0 14	103	A	UNCW	2 4
				46	A	Louisville	0 9	59	N	Kent St.	1 6	110	N	Rutgers	0 6
								59	N	Kent St.	0 3	110	N	Rutgers	1 4
								94	H	Charlotte	1 6	116	A	UNCG	6 8
												124	A	Kennesaw St.	2 3
												163	N	Bucknell	0 8
												163	N	Bucknell	0 8
												170	A	Georgia Tech	2 3
												170	A	Georgia Tech	0 7
												172	A	Presbyterian	2 8
												172	A	Presbyterian	1 9
												215	N	Loyola Chicago	0 9
												219	H	Savannah St.	11 15
												219	H	Savannah St.	2 5
												219	H	Savannah St.	0 9
												224	N	Brown	0 8
												224	N	Brown	2 5
												226	H	Florida A&M	2 4
												226	H	Florida A&M	1 10
												226	H	Florida A&M	4 7
												228	A	Bethune-Cookman	2 3
												228	A	Bethune-Cookman	0 4
												228	A	Bethune-Cookman	2 9
												234	H	Gardner-Webb	0 4
												234	H	Gardner-Webb	10 11
												237	H	Drexel	6 7
<hr/>															
LAST 10 GAMES				LAST 10 GAMES				LAST 10 GAMES				LAST 10 GAMES			
				238	N	Appalachian St.	9 7	289	A	South Carolina St.	7 0	238	N	Appalachian St.	8 5
				238	N	Appalachian St.	8 5	289	A	South Carolina St.	4 3	275	A	N.C. A&T	2 3
				275	A	N.C. A&T	2 3	289	A	South Carolina St.	6 7	275	A	N.C. A&T	5 8
				275	A	N.C. A&T	5 8	46	A	Louisville	0 8	46	A	Louisville	0 8
				275	A	N.C. A&T	3 4	46	A	Louisville	0 9	237	H	Drexel	6 7

Non-Div. I Games:

N.C. Central



RPI	S	Opponent	Score	
238	N	Appalachian St.	8	5
238	N	Appalachian St.	9	7
271	N	Oakland	0	8
275	A	N.C. A&T	2	3
275	A	N.C. A&T	5	8
275	A	N.C. A&T	3	4
281	A	Norfolk St.	7	2
281	A	Norfolk St.	1	9
287	H	Howard	9	5
287	H	Howard	4	10
288	H	UMES	13	4
288	H	UMES	6	0
289	A	South Carolina St.	4	3
289	A	South Carolina St.	7	0
289	A	South Carolina St.	6	7

N.C. Central

N  
.  
C  
.  
C  
e  
n  
t  
r  
a  
l

N  
.  
C  
.  
C  
e  
n  
t  
r  
a  
l



Average RPI Win: 255		WON-LOST RECORD		WINNING PCT. RANK		LAST 10 GAMES		STRENGTH OF SCHEDULE		OPP. STRENGTH OF SCHEDULE		TEAM RPI		ADJ RPI		CONF. RPI		ADJ CONF. RPI	
DIV. I ONLY		8-42-0		.16 289		2-8-0		234		281		284		.35178 286		29		30	
DIV. I NON-CONF.		3-27-0		.1 283		0-3-0		240		287		289		.34171 290		30		30	
TOTALS		RPI 1-25		RPI 26-50		W-L RECORDS		RPI 51-100		RPI 101-150		RPI 150+							
8-42-0		0-0-0		0-0-0		OVERALL		0-1-0		0-6-0		8-35-0							
3-18-0		0-0-0		0-0-0		HOME		0-0-0		0-6-0		3-12-0							
4-13-0		0-0-0		0-0-0		AWAY		0-0-0		0-0-0		4-12-0							
1-11-0		0-0-0		0-0-0		NEUTRAL		0-1-0		0-0-0		1-10-0							
3-27-0		0-0-0		0-0-0		NON-CONFERENCE		0-1-0		0-4-0		3-22-0							
0-11-0		0-0-0		0-0-0		HOME		0-0-0		0-4-0		0-7-0							
2-5-0		0-0-0		0-0-		AWAY		0-0-0		0-0-0		2-5-0							
1-11-0		0-0-0		0-0-0		NEUTRAL		0-1-0		0-0-0		1-10-0							
5-15-0		0-0-0		0-0-0		CONFERENCE		0-0-0		0-2-0		5-13-0							
3-7-0		0-0-0		0-0-0		HOME		0-0-0		0-2-0		3-5-0							
2-8-0		0-0-0		0-0-0		AWAY		0-0-0		0-0-0		2-8-0							
0-0-0		0-0-0		0-0-0		NEUTRAL		0-0-0		0-0-0		0-0-0							
RPI	S	Opponent		Score		RPI	S	Opponent		Score		RPI	S	Opponent		Score			

Non-Div. I Games:

Rider



RPI	S	Opponent	Score
226	N	Florida A&M	5 6
229	H	Quinnipiac	0 8
229	H	Quinnipiac	3 9
237	A	Drexel	2 6
237	N	Drexel	0 5
238	N	Appalachian St.	0 8
239	A	Canisius	6 11
239	A	Canisius	3 10
259	N	Wagner	5 14
260	A	Iona	5 8
260	A	Iona	5 2
261	A	Columbia	1 2
274	A	Lafayette	5 10
274	A	Lafayette	7 8
275	H	N.C. A&T	5 9
275	H	N.C. A&T	6 11
277	A	Niagara	2 10
277	A	Niagara	5 4
282	A	Fairleigh Dickinson	5 4
282	A	Fairleigh Dickinson	6 3
290	H	Saint Peter's	9 7
290	H	Saint Peter's	14 12

Rider



Average RPI Win: 279		WON-LOST RECORD	WINNING PCT. RANK		LAST 10 GAMES	STRENGTH OF SCHEDULE		OPP. STRENGTH OF SCHEDULE		TEAM RPI	ADJ RPI		CONF. RPI	ADJ CONF. RPI				
Average RPI Loss: 218																		
DIV. I ONLY		8-31-0	.20513	280	4-6-0	275		291		287	.34388	287	31	31				
DIV. I NON-CONF.		2-18-0	.1	283	0-0-0	160		290		284	.36485	284	31	31				
TOTALS		RPI 1-25	RPI 26-50		W-L RECORDS		RPI 51-100		RPI 101-150		RPI 150+							
8-31-0		0-0-0	0-0-0		OVERALL		0-2-0		0-4-0		8-25-0							
2-10-0		0-0-0	0-0-0		HOME		0-0-0		0-0-0		2-10-0							
6-11-0		0-0-0	0-0-0		AWAY		0-0-0		0-1-0		6-10-0							
0-10-0		0-0-0	0-0-0		NEUTRAL		0-2-0		0-3-0		0-5-0							
2-18-0		0-0-0	0-0-0		NON-CONFERENCE		0-2-0		0-4-0		2-12-0							
1-2-0		0-0-0	0-0-0		HOME		0-0-0		0-0-0		1-2-0							
1-6-0		0-0-0	0-0-		AWAY		0-0-0		0-1-0		1-5-0							
0-10-0		0-0-0	0-0-0		NEUTRAL		0-2-0		0-3-0		0-5-0							
6-13-0		0-0-0	0-0-0		CONFERENCE		0-0-0		0-0-0		6-13-0							
1-8-0		0-0-0	0-0-0		HOME		0-0-0		0-0-0		1-8-0							
5-5-0		0-0-0	0-0-0		AWAY		0-0-0		0-0-0		5-5-0							
0-0-0		0-0-0	0-0-0		NEUTRAL		0-0-0		0-0-0		0-0-0							
RPI	S	Opponent	Score	RPI	S	Opponent	Score	RPI	S	Opponent	Score	RPI	S	Opponent	Score			
								53	N	Samford	4	11		115	N	Army West Point	0	7
								97	N	Eastern Ky.	1	11		119	A	St. John's (NY)	1	8
														129	N	Marist	2	8
														129	N	Marist	1	11
														153	N	Akron	0	9
														167	N	Omaha	2	13
														195	H	Delaware St.	1	6
														195	H	Delaware St.	1	14
														195	H	Delaware St.	1	10
														198	N	Manhattan	0	6
														209	A	George Mason	0	4
														209	H	George Mason	1	21
														234	N	Gardner-Webb	0	1
														253	A	Alabama St.	4	6
														254	A	UMBC	6	4
														254	A	UMBC	5	8
														257	A	Mt. St. Mary's	0	6
														257	A	Mt. St. Mary's	7	11
														268	H	Morgan St.	7	16
														268	H	Morgan St.	2	3
														268	H	Morgan St.	3	11
														272	A	Hampton	1	9
														272	A	Hampton	6	3
														272	A	Hampton	2	10
														274	H	Lafayette	4	3
														274	H	Lafayette	6	10
														281	H	Norfolk St.		
														281	H	Norfolk St.	3	2
Non-Div. I Games: Virginia St. 3 13 Virginia St. 11 4																		

Howard



RPI	S	Opponent	Score
281	H	Norfolk St.	5 <b>11</b>
281	H	Norfolk St.	2 <b>4</b>
282	N	Fairleigh Dickinson	1 <b>6</b>
285	A	N.C. Central	5 <b>9</b>
285	A	N.C. Central	10 <b>4</b>
288	A	UMES	5 <b>1</b>
288	A	UMES	15 <b>6</b>
292	A	Coppin St.	7 <b>11</b>
292	A	Coppin St.	10 <b>0</b>
292	A	Coppin St.	8 <b>16</b>

Howard



U  
M  
E  
S

UMES



RPI	S	Opponent	Score	
281	H	Norfolk St.	4	14
285	A	N.C. Central	0	6
285	A	N.C. Central	4	13
287	H	Howard	6	15
287	H	Howard	1	5
289	A	South Carolina St.	2	4
289	A	South Carolina St.	14	7
292	A	Coppin St.	7	2
292	A	Coppin St.	2	3
292	A	Coppin St.	1	4
292	N	Coppin St.	11	6
292	N	Coppin St.	10	3



[illegible]

Non-Div. I Games:	Humber (CAN)	8	4	Humber (CAN)	7	0
-------------------	--------------	---	---	--------------	---	---

South Carolina St.



Average RPI Win:	180	WON-LOST	WINNING	LAST 10	STRENGTH OF	OPP. STRENGTH	TEAM	ADJ	CONF.	ADJ CONF.					
Average RPI Loss:	199	RECORD	PCT. RANK	GAMES	SCHEDULE	OF SCHEDULE	RPI	RPI	RPI	RPI					
DIV. I ONLY	1-42-0	.02326	295	1-9-0	229	277	288	.32279	290	29	30				
DIV. I NON-CONF.	0-23-0	0	291	0-0-0	233	273	293	.32365	292	30	30				
<hr/>															
TOTALS	RPI 1-25	RPI 26-50		W-L RECORDS		RPI 51-100		RPI 101-150		RPI 150+					
1-42-0	0-0-0	0-0-0		OVERALL		0-5-0		0-7-0		1-30-0					
0-15-0	0-0-0	0-0-0		HOME		0-0-0		0-0-0		0-15-0					
1-22-0	0-0-0	0-0-0		AWAY		0-4-0		0-6-0		1-11-0					
0-5-0	0-0-0	0-0-0		NEUTRAL		0-1-0		0-0-0		0-4-0					
<hr/>															
0-23-0	0-0-0	0-0-0		NON-CONFERENCE		0-5-0		0-5-0		0-13-0					
0-5-0	0-0-0	0-0-0		HOME		0-0-0		0-0-0		0-5-0					
0-13-0	0-0-0	0-0-		AWAY		0-4-0		0-5-0		0-4-0					
0-5-0	0-0-0	0-0-0		NEUTRAL		0-1-0		0-0-0		0-4-0					
<hr/>															
1-19-0	0-0-0	0-0-0		CONFERENCE		0-0-0		0-2-0		1-17-0					
0-10-0	0-0-0	0-0-0		HOME		0-0-0		0-0-0		0-10-0					
1-9-0	0-0-0	0-0-0		AWAY		0-0-0		0-2-0		1-7-0					
0-0-0	0-0-0	0-0-0		NEUTRAL		0-0-0		0-0-0		0-0-0					
<hr/>															
RPI	S	Opponent	Score	RPI	S	Opponent	Score	RPI	S	Opponent	Score				
						65	A	Fordham	1	14	106	A	UC Riverside	1	11
						65	A	Fordham	2	10	118	A	Loyola Marymount	2	14
						85	N	Weber St.	0	3	118	A	Loyola Marymount	0	8
						95	A	Cal Poly	0	1	119	A	St. John's (NY)	0	8
						95	A	Cal Poly	1	9	119	A	St. John's (NY)	0	6
						129	A	Marist	0	8					
						129	A	Marist	1	22					
						180	A	Monmouth	3	2					
						180	A	Monmouth	0	5					
						186	N	Toledo	0	5					
						191	N	Providence	1	9					
						198	H	Manhattan	0	11					
						198	H	Manhattan	3	8					
						203	A	Siena	1	8					
						203	A	Siena	0	7					
						207	H	San Diego	0	11					
						207	N	San Diego	2	10					
						221	H	Fairfield	1	12					
						221	H	Fairfield	0	8					
						229	H	Quinnipiac	3	6					
229	H	Quinnipiac	9	10											
						230	A	Seton Hall	2	8					
						230	A	Seton Hall	3	6					
						239	H	Canisius	2	5					
						239	H	Canisius	3	8					
						259	H	Wagner	0	11					
						259	H	Wagner	2	6					
												LAST 10 GAMES			
180	A	Monmouth	0	5	229							H	Quinnipiac	9	10
180	A	Monmouth	3	2	229							H	Quinnipiac	3	6
198	H	Manhattan	0	11	260							A	Iona	1	16
198	H	Manhattan	3	8	260							A	Iona	2	10
286	A	Rider	7	9	286							A	Rider	12	14

Non-Div. I Games:

Saint Peter's



RPI	S	Opponent	Score
260	A	Iona	1 16
260	A	Iona	2 10
261	H	Columbia	1 5
261	H	Columbia	1 6
262	N	North Dakota	1 11
277	H	Niagara	8 11
277	H	Niagara	5 9
282	A	Fairleigh Dickinson	3 4
282	A	Fairleigh Dickinson	0 9
286	A	Rider	7 9
286	A	Rider	12 14

Saint Peter's

S  
a  
i  
n  
t  
P  
e  
t  
e  
r  
'  
s

S  
a  
i  
n  
t  
P  
e  
t  
e  
r  
'  
s



Average RPI Win: 277		WON-LOST RECORD		WINNING PCT. RANK		LAST 10 GAMES		STRENGTH OF SCHEDULE		OPP. STRENGTH OF SCHEDULE		TEAM RPI		ADJ RPI		CONF. RPI		ADJ CONF. RPI	
DIV. I ONLY		7-25-0		.21875 277		2-8-0		292		288		292		.32269 291		32		32	
DIV. I NON-CONF.		1-15-0		.0625 289		0-3-0		294		248		294		.30424 293		32		32	
TOTALS		RPI 1-25		RPI 26-50		W-L RECORDS		RPI 51-100		RPI 101-150		RPI 150+							
7-25-0		0-0-0		0-0-0		OVERALL		0-0-0		0-2-0		7-23-0							
4-7-0		0-0-0		0-0-0		HOME		0-0-0		0-0-0		4-7-0							
3-15-0		0-0-0		0-0-0		AWAY		0-0-0		0-1-0		3-14-0							
0-3-0		0-0-0		0-0-0		NEUTRAL		0-0-0		0-1-0		0-2-0							
1-15-0		0-0-0		0-0-0		NON-CONFERENCE		0-0-0		0-2-0		1-13-0							
0-2-0		0-0-0		0-0-0		HOME		0-0-0		0-0-0		0-2-0							
1-10-0		0-0-0		0-0-		AWAY		0-0-0		0-1-0		1-9-0							
0-3-0		0-0-0		0-0-0		NEUTRAL		0-0-0		0-1-0		0-2-0							
6-10-0		0-0-0		0-0-0		CONFERENCE		0-0-0		0-0-0		6-10-0							
4-5-0		0-0-0		0-0-0		HOME		0-0-0		0-0-0		4-5-0							
2-5-0		0-0-0		0-0-0		AWAY		0-0-0		0-0-0		2-5-0							
0-0-0		0-0-0		0-0-0		NEUTRAL		0-0-0		0-0-0		0-0-0							
RPI	S	Opponent	Score	RPI	S	Opponent	Score	RPI	S	Opponent	Score	RPI	S	Opponent	Score				
										146	A	SFA		2	7				
										146	N	SFA		0	9				
										162	A	La.-Monroe		2	10				
										193	A	Sam Houston St.		2	6				
										193	A	Sam Houston St.		4	5				
										210	A	Houston Baptist		1	9				
										210	A	Houston Baptist		1	6				
										212	A	A&M-Corpus Christi		3	6				
										212	A	A&M-Corpus Christi		0	5				
										212	A	A&M-Corpus Christi		2	1				
										230	N	Seton Hall		1	2				
										230	N	Seton Hall		2	4				
										235	A	Incarnate Word		2	10				
										235	A	Incarnate Word		0	11				
										235	H	Incarnate Word		11	23				
										235	H	Incarnate Word		8	12				
										243	H	Texas Southern		9	11				
										243	H	Texas Southern		4	6				
										243	H	Texas Southern		2	5				
										253	A	Alabama St.		0	4				
										253	A	Alabama St.		3	14				
										253	A	Alabama St.		1	3				
										293	A	Southern U.		9	7				
										235	A	Incarnate Word		2	9				
										235	A	Incarnate Word		0	7				
										243	H	Texas Southern		9	11				
										243	H	Texas Southern		4	6				
										293	A	Southern U.		5	7				
										295	A	Ark.-Pine Bluff		18	5				
										295	A	Ark.-Pine Bluff		2	3				
										295	A	Ark.-Pine Bluff		5	3				

Non-Div. I Games:	Langston	5	3	Langston	9	0
-------------------	----------	---	---	----------	---	---

Prairie View



RPI	S	Opponent	Score	
294	H	Grambling	17	11
294	H	Grambling	8	0
295	A	Ark.-Pine Bluff	18	5
295	A	Ark.-Pine Bluff	2	3
295	A	Ark.-Pine Bluff	5	3

Prairie View

P  
r  
a  
i  
r  
i  
e  
V  
i  
e  
w

P  
r  
a  
i  
r  
i  
e  
V  
i  
e  
w







RPI	S	Opponent	Score	
281	A	Norfolk St.	5	11
287	H	Howard	0	10
287	H	Howard	16	8
287	H	Howard	11	7
288	H	UMES	3	2
288	H	UMES	2	7
288	H	UMES	4	1
288	N	UMES	3	10
288	N	UMES	6	11

Coppin St.

C  
o  
p  
p  
i  
n  
s  
t  
.

C  
o  
p  
p  
i  
n  
s  
t  
.



[illegible]



Average RPI Win: 290		WON-LOST RECORD	WINNING PCT. RANK	LAST 10 GAMES	STRENGTH OF SCHEDULE	OPP. STRENGTH OF SCHEDULE	TEAM RPI	ADJ RPI		CONF. RPI	ADJ CONF. RPI	
Average RPI Loss: 225												
DIV. I ONLY		2-28-0	.06667 294	1-9-0	285	295	295	.28477	294	32	32	
DIV. I NON-CONF.		0-11-0	0 291	0-0-0	107	237	285	.35953	287	32	32	
<hr/>												
TOTALS		RPI 1-25		RPI 26-50		W-L RECORDS		RPI 51-100		RPI 101-150		RPI 150+
2-28-0		0-0-0		0-0-0		OVERALL		0-4-0		0-1-0		2-23-0
0-10-0		0-0-0		0-0-0		HOME		0-1-0		0-0-0		0-9-0
2-10-0		0-0-0		0-0-0		AWAY		0-1-0		0-0-0		2-9-0
0-8-0		0-0-0		0-0-0		NEUTRAL		0-2-0		0-1-0		0-5-0
<hr/>												
0-11-0		0-0-0		0-0-0		NON-CONFERENCE		0-4-0		0-1-0		0-6-0
0-1-0		0-0-0		0-0-0		HOME		0-1-0		0-0-0		0-0-0
0-3-0		0-0-0		0-0-		AWAY		0-1-0		0-0-0		0-2-0
0-7-0		0-0-0		0-0-0		NEUTRAL		0-2-0		0-1-0		0-4-0
<hr/>												
2-17-0		0-0-0		0-0-0		CONFERENCE		0-0-0		0-0-0		2-17-0
0-9-0		0-0-0		0-0-0		HOME		0-0-0		0-0-0		0-9-0
2-7-0		0-0-0		0-0-0		AWAY		0-0-0		0-0-0		2-7-0
0-1-0		0-0-0		0-0-0		NEUTRAL		0-0-0		0-0-0		0-1-0
<hr/>												
RPI	S	Opponent	Score	RPI	S	Opponent	Score	RPI	S	Opponent	Score	
								61	N	Jacksonville St.	3 11	
								92	A	Louisiana Tech	0 8	
								92	H	Louisiana Tech	0 26	
								100	N	Lamar	0 15	
								146	N	SFA	0 3	
								151	N	Liberty	0 11	
								162	A	La.-Monroe	0 5	
								162	A	La.-Monroe	0 23	
								219	N	Savannah St.	0 6	
								219	N	Savannah St.	0 8	
								230	N	Seton Hall	5 10	
								243	H	Texas Southern	1 9	
								243	H	Texas Southern	2 10	
								243	H	Texas Southern	7 16	
								253	H	Alabama St.	0 12	
								253	H	Alabama St.	0 10	
								253	H	Alabama St.	0 12	
								263	N	Mississippi Val.	5 12	
								284	A	Alabama A&M	6 23	
								284	A	Alabama A&M	1 11	
284	A	Alabama A&M	8 4									
291	A	Prairie View	11 17									
291	A	Prairie View	0 8									
291	A	Prairie View	3 14									
293	H	Southern U.	2 11									
293	H	Southern U.	3 14									
LAST 10 GAMES								293	H	Southern U.	0 11	
295	A	Ark.-Pine Bluff	7 5	293	H	Southern U.	2 11	293	H	Southern U.	0 11	
295	A	Ark.-Pine Bluff	5 16	243	H	Texas Southern	2 10	295	A	Ark.-Pine Bluff	2 13	
295	A	Ark.-Pine Bluff	2 13	243	H	Texas Southern	7 16	295	A	Ark.-Pine Bluff	7 5	
293	H	Southern U.	0 11	243	H	Texas Southern	1 9	295	A	Ark.-Pine Bluff	5 16	
293	H	Southern U.	3 14	291	A	Prairie View	0 8					

Non-Div. I Games:	Langston	7 10	Jarvis Christian	5 3	Jarvis Christian	0 3	Montevallo	0 8
	Jarvis Christian	6 5	Langston	11 2	Jarvis Christian	3 4	Grambling	



Average RPI Win: 278		WON-LOST RECORD		WINNING PCT. RANK		LAST 10 GAMES		STRENGTH OF SCHEDULE		OPP. STRENGTH OF SCHEDULE		TEAM RPI		ADJ RPI		CONF. RPI		ADJ CONF. RPI	
DIV. I ONLY		8-26-0		.23529 271		3-7-0		294		289		294		.26273 295		32		32	
DIV. I NON-CONF.		1-13-0		.07143 286		0-3-0		265		187		291		.28915 294		32		32	
TOTALS		RPI 1-25		RPI 26-50		W-L RECORDS		RPI 51-100		RPI 101-150		RPI 150+							
8-26-0		0-0-0		0-0-0		OVERALL		0-2-0		0-5-0		8-19-0							
4-7-0		0-0-0		0-0-0		HOME		0-0-0		0-0-0		4-7-0							
3-16-0		0-0-0		0-0-0		AWAY		0-2-0		0-5-0		3-9-0							
1-3-0		0-0-0		0-0-0		NEUTRAL		0-0-0		0-0-0		1-3-0							
1-13-0		0-0-0		0-0-0		NON-CONFERENCE		0-2-0		0-5-0		1-6-0							
0-0-0		0-0-0		0-0-0		HOME		0-0-0		0-0-0		0-0-0							
0-10-0		0-0-0		0-0-		AWAY		0-2-0		0-5-0		0-3-0							
1-3-0		0-0-0		0-0-0		NEUTRAL		0-0-0		0-0-0		1-3-0							
7-13-0		0-0-0		0-0-0		CONFERENCE		0-0-0		0-0-0		7-13-0							
4-7-0		0-0-0		0-0-0		HOME		0-0-0		0-0-0		4-7-0							
3-6-0		0-0-0		0-0-0		AWAY		0-0-0		0-0-0		3-6-0							
0-0-0		0-0-0		0-0-0		NEUTRAL		0-0-0		0-0-0		0-0-0							
RPI	S	Opponent	Score	RPI	S	Opponent	Score	RPI	S	Opponent	Score	RPI	S	Opponent	Score				
								80	A	Central Ark.	4 18	108	A	Abilene Christian	0 8				
								80	A	Central Ark.	1 10	108	A	Abilene Christian	0 9				
												108	A	Abilene Christian	3 14				
												143	A	Memphis	0 8				
												143	A	Memphis	3 11				
												162	A	La.-Monroe	1 4				
												162	N	La.-Monroe	2 14				
												204	N	Middle Tenn.	6 22				
												225	N	Belmont	0 8				
												243	A	Texas Southern	1 6				
												243	A	Texas Southern	5 6				
												243	A	Texas Southern	0 8				
												248	N	South Dakota St.	9 6				
												263	A	Mississippi Val.	13 5				
												263	A	Mississippi Val.	17 14				
												263	A	Mississippi Val.	9 11				
												266	A	Austin Peay	3 8				
												266	A	Austin Peay	6 10				
												278	H	Jackson St.	8 2				
												278	H	Jackson St.	4 14				
												284	H	Alabama A&M	1 6				
												284	H	Alabama A&M	1 2				
												284	H	Alabama A&M	2 3				
												291	H	Prairie View	3 2				
												291	H	Prairie View	3 5				
												291	H	Prairie View	5 18				
												293	A	Southern U.	4 9				
Non-Div. I Games:				Rust	8 1	Central Baptist	1 2	Langston	10 1	Christian Bros.	0 10								
				Christian Bros.	4 10	Rust	11 1	Lubbock Christian	7 11	Texas Wesleyan	Ark. 7 Pine Bluff 8								



Ark.-Pine Bluff

Non-Div. I Games:

Ark.-Pine Bluff

Clarke	2	7
Central Baptist	5	1

Jarvis Christian	11	3
Bethany (KS)	5	13

Through Games Of May 8, 2016

Jarvis Christian	3	2
Okla. Panhandle	5	7

RPI	S	Langston	6	Score
293	A	Southern U.		3 2
293	A	Southern U.		4 12
294	H	Grambling		13 2
294	H	Grambling		16 5
294	H	Grambling		5 7

Ark.-Pine Bluff

Ark.-Pine Bluff