

Average RPI Win:		81	WON-LOST RECORD		WINNING PCT. RANK	LAST 10 GAMES		STRENGTH OF SCHEDULE		OPP. STRENGTH OF SCHEDULE	TEAM RPI	ADJ RPI	CONF. RPI	ADJ CONF. RPI			
Average RPI Loss:		3															
DIV. I ONLY			39-2-0		.95122	1		10-0-0		13	19	1	.71167	1	2	2	
DIV. I NON-CONF.			29-0-0		1	1		1-0-0		21	37	1	.69932	1	2	1	
TOTALS		RPI 1-25		RPI 26-50		W-L RECORDS		RPI 51-100		RPI 101-150		RPI 150+					
39-2-0		8-2-0		11-0-0		OVERALL		8-0-0		5-0-0		7-0-0					
13-0-0		5-0-0		5-0-0		HOME		0-0-0		1-0-0		2-0-0					
11-2-0		1-2-0		1-0-0		AWAY		5-0-0		3-0-0		1-0-0					
15-0-0		2-0-0		5-0-0		NEUTRAL		3-0-0		1-0-0		4-0-0					
29-0-0		4-0-0		8-0-0		NON-CONFERENCE		5-0-0		5-0-0		7-0-0					
7-0-0		2-0-0		2-0-0		HOME		0-0-0		1-0-0		2-0-0					
7-0-0		0-0-0		1-0-		AWAY		2-0-0		3-0-0		1-0-0					
15-0-0		2-0-0		5-0-0		NEUTRAL		3-0-0		1-0-0		4-0-0					
10-2-0		4-2-0		3-0-0		CONFERENCE		3-0-0		0-0-0		0-0-0					
6-0-0		3-0-0		3-0-0		HOME		0-0-0		0-0-0		0-0-0					
4-2-0		1-2-0		0-0-0		AWAY		3-0-0		0-0-0		0-0-0					
0-0-0		0-0-0		0-0-0		NEUTRAL		0-0-0		0-0-0		0-0-0					
RPI	S	Opponent		Score		RPI	S	Opponent		Score		RPI	S	Opponent		Score	
3	A	Ari zona St.		0	2	26	N	Nebraska		4	2	77	N	DePaul		5	2
3	A	Ari zona St.		0	2	29	N	Wi chi ta St.		8	0	86	A	Stanford		9	0
3	A	Ari zona St.		7	0	29	N	Wi chi ta St.		7	0	86	A	Stanford		8	1
11	H	Ari zona		2	0	33	A	Texas		2	1	86	A	Stanford		10	0
11	H	Ari zona		2	1	36	N	Notre Dame		8	0	89	A	Lamar Universi ty		9	1
11	H	Ari zona		4	3	37	H	Utah		2	1	89	A	Lamar Universi ty		8	0
12	N	Texas A&M		4	3	37	H	Utah		12	0	97	N	New Mexico St.		9	1
16	N	Long Beach St.		4	0	37	H	Utah		5	0	97	N	New Mexico St.		3	2
18	H	Al abama		4	1	44	N	Wi sconsin		4	1						
18	H	Al abama		8	0	45	H	Northwestern		8	2						
						46	H	BYU		7	4						
						LAST 10 GAMES											
						37	H	Utah		2	1	86	A	Stanford		10	0
						37	H	Utah		12	0	86	A	Stanford		8	1
						37	H	Utah		5	0	11	H	Ari zona		2	0
						135	H	Seattle U		3	1	11	H	Ari zona		4	3
						86	A	Stanford		9	0	11	H	Ari zona		2	1

Non-Div. I Games:

Washi ngton

Average RPI Win:		75	WON-LOST		WINNING		LAST 10		STRENGTH OF		OPP. STRENGTH		TEAM	ADJ		CONF.		ADJ CONF.						
Average RPI Loss:		14	RECORD		PCT. RANK		GAMES		SCHEDULE		OF SCHEDULE		RPI	RPI		RPI		RPI						
DIV. I ONLY			32-6-0		.84211		7		9-1-0		5		1		2		.70618		2		2		2	
DIV. I NON-CONF.			25-4-0		.86207		17		2-0-0		14		2		4		.68421		4		2		1	
TOTALS		RPI 1-25				RPI 26-50		W-L RECORDS				RPI 51-100				RPI 101-150				RPI 150+				
32-6-0		12-5-0				8-1-0		OVERALL				1-0-0				4-0-0				7-0-0				
12-1-0		5-1-0				0-0-0		HOME				0-0-0				2-0-0				5-0-0				
5-2-0		3-2-0				2-0-0		AWAY				0-0-0				0-0-0				0-0-0				
15-3-0		4-2-0				6-1-0		NEUTRAL				1-0-0				2-0-0				2-0-0				
25-4-0		5-3-0				8-1-0		NON-CONFERENCE				1-0-0				4-0-0				7-0-0				
7-0-0		0-0-0				0-0-0		HOME				0-0-0				2-0-0				5-0-0				
3-1-0		1-1-0				2-0-		AWAY				0-0-0				0-0-0				0-0-0				
15-3-0		4-2-0				6-1-0		NEUTRAL				1-0-0				2-0-0				2-0-0				
7-2-0		7-2-0				0-0-0		CONFERENCE				0-0-0				0-0-0				0-0-0				
5-1-0		5-1-0				0-0-0		HOME				0-0-0				0-0-0				0-0-0				
2-1-0		2-1-0				0-0-0		AWAY				0-0-0				0-0-0				0-0-0				
0-0-0		0-0-0				0-0-0		NEUTRAL				0-0-0				0-0-0				0-0-0				
RPI	S	Opponent		Score		RPI	S	Opponent		Score		RPI	S	Opponent		Score		RPI	S	Opponent		Score		
4	H	UCLA		3	0	30	N	Oklahoma St.		4	1	81	N	Fresno St.		8	0	116	N	Rutgers		10	0	
4	H	UCLA		7	5	32	N	Ole Miss		0	1							129	N	CSUN		15	6	
4	H	UCLA		2	6	33	N	Texas		8	0							140	H	Weber St.		10	2	
5	N	Georgia		8	3	39	A	South Fla.		6	1							140	H	Weber St.		9	1	
8	A	Florida St.		5	0	39	A	South Fla.		8	0							165	H	Montana		6	0	
8	A	Florida St.		1	2	43	N	San Jose St.		1	0							165	H	Montana		7	0	
10	N	Tennessee		0	1	48	N	FGCU		5	0							191	H	Portland St.		3	0	
11	H	Ari zona		8	0	48	N	FGCU		5	1							191	H	Portland St.		8	2	
11	H	Ari zona		10	0	50	N	Houston		1	0							198	H	Bryant		17	1	
11	H	Ari zona		5	2													200	N	New Mexico		14	1	
12	N	Texas A&M		1	3													211	N	UTEP		14	0	
13	N	LSU		4	0																			
17	A	Oregon St.		4	1																			
17	A	Oregon St.		3	4																			
17	A	Oregon St.		5	1																			
22	N	Hofstra		2	1																			
23	N	Missouri		14	2																			
						LAST 10 GAMES																		
						11	H	Ari zona		10	0	17	A	Oregon St.		5	1							
						11	H	Ari zona		8	0	17	A	Oregon St.		3	4							
						11	H	Ari zona		5	2	17	A	Oregon St.		4	1							
						191	H	Portland St.		8	2	4	H	UCLA		3	0							
						191	H	Portland St.		3	0	4	H	UCLA		7	5							

Non-Div. I Games:

Oregon

Average RPI Win:		78	WON-LOST		WINNING		LAST 10		STRENGTH OF		OPP. STRENGTH		TEAM	ADJ		CONF.	ADJ CONF.	
Average RPI Loss:		18	RECORD		PCT. RANK		GAMES		SCHEDULE		OF SCHEDULE		RPI	RPI		RPI	RPI	
DIV. I ONLY			33-5-0		.86842		5		9-1-0		11		10		4		.69241	
DIV. I NON-CONF.			26-3-0		.89655		8		4-0-0		26		14		7		.67101	
TOTALS		RPI 1-25		RPI 26-50		W-L RECORDS		RPI 51-100		RPI 101-150		RPI 150+						
33-5-0		6-4-0		11-0-0		OVERALL		8-1-0		2-0-0		6-0-0						
23-3-0		3-2-0		7-0-0		HOME		7-1-0		2-0-0		4-0-0						
5-1-0		2-1-0		3-0-0		AWAY		0-0-0		0-0-0		0-0-0						
5-1-0		1-1-0		1-0-0		NEUTRAL		1-0-0		0-0-0		2-0-0						
26-3-0		2-2-0		8-0-0		NON-CONFERENCE		8-1-0		2-0-0		6-0-0						
21-2-0		1-1-0		7-0-0		HOME		7-1-0		2-0-0		4-0-0						
0-0-0		0-0-0		0-0-		AWAY		0-0-0		0-0-0		0-0-0						
5-1-0		1-1-0		1-0-0		NEUTRAL		1-0-0		0-0-0		2-0-0						
7-2-0		4-2-0		3-0-0		CONFERENCE		0-0-0		0-0-0		0-0-0						
2-1-0		2-1-0		0-0-0		HOME		0-0-0		0-0-0		0-0-0						
5-1-0		2-1-0		3-0-0		AWAY		0-0-0		0-0-0		0-0-0						
0-0-0		0-0-0		0-0-0		NEUTRAL		0-0-0		0-0-0		0-0-0						
RPI	S	Opponent		Score		RPI	S	Opponent		Score		RPI	S	Opponent		Score		
1	H	Washing ton		2	0	26	H	Nebraska		6	4	57	H	Iowa		1	3	
1	H	Washing ton		2	0	31	H	Mi nnesota		9	1	57	H	Iowa		9	0	
1	H	Washing ton		0	7	31	H	Mi nnesota		4	0	69	H	North Dakota St.		10	2	
6	N	Okla homa		2	7	31	H	Mi nnesota		6	0	69	H	North Dakota St.		9	1	
10	H	Tennessee		4	7	35	A	Cal i forn i a		4	2	83	N	Cal St. Fullerton		7	3	
17	A	Oregon St.		2	1	35	A	Cal i forn i a		3	1	90	H	Illinois St.		9	1	
17	A	Oregon St.		10	1	35	A	Cal i forn i a		4	0	97	H	New Mexico St.		3	0	
17	A	Oregon St.		2	4	36	H	Notre Dame		9	1	100	H	Coastal Caro.		4	2	
19	N	Mi ssi ssi ppi St.		3	1	38	N	Li berty		6	0	100	H	Coastal Caro.		8	0	
25	H	Texas St.		4	3	46	H	BYU		7	0							
						46	H	BYU		10	3							
LAST 10 GAMES																		
						17	A	Oregon St.		2	1	46	H	BYU		7	0	
						17	A	Oregon St.		2	4	69	H	North Dakota St.		10	2	
						17	A	Oregon St.		10	1	35	A	Cal i forn i a		4	0	
						69	H	North Dakota St.		9	1	35	A	Cal i forn i a		3	1	
						46	H	BYU		10	3	35	A	Cal i forn i a		4	2	

Non-Div. I Games:

Arizona St.

Average RPI Win:	79	WON-LOST RECORD	WINNING PCT. RANK	LAST 10 GAMES	STRENGTH OF SCHEDULE	OPP. STRENGTH OF SCHEDULE	TEAM RPI	ADJ RPI	CONF. RPI	ADJ CONF. RPI		
DIV. I ONLY		34-3-0	.91892	3	9-1-0	26	9	5	.68632	4	2	2
DIV. I NON-CONF.		25-0-0	1	1	1-0-0	29	40	2	.68741	2	2	1
<hr/>												
TOTALS	RPI 1-25	RPI 26-50		W-L RECORDS		RPI 51-100		RPI 101-150		RPI 150+		
34-3-0	7-2-0	8-0-0		OVERALL		5-1-0		11-0-0		3-0-0		
12-1-0	3-0-0	0-0-0		HOME		3-1-0		6-0-0		0-0-0		
6-2-0	2-2-0	3-0-0		AWAY		0-0-0		1-0-0		0-0-0		
16-0-0	2-0-0	5-0-0		NEUTRAL		2-0-0		4-0-0		3-0-0		
25-0-0	3-0-0	5-0-0		NON-CONFERENCE		3-0-0		11-0-0		3-0-0		
7-0-0	0-0-0	0-0-0		HOME		1-0-0		6-0-0		0-0-0		
2-0-0	1-0-0	0-0-		AWAY		0-0-0		1-0-0		0-0-0		
16-0-0	2-0-0	5-0-0		NEUTRAL		2-0-0		4-0-0		3-0-0		
9-3-0	4-2-0	3-0-0		CONFERENCE		2-1-0		0-0-0		0-0-0		
5-1-0	3-0-0	0-0-0		HOME		2-1-0		0-0-0		0-0-0		
4-2-0	1-2-0	3-0-0		AWAY		0-0-0		0-0-0		0-0-0		
0-0-0	0-0-0	0-0-0		NEUTRAL		0-0-0		0-0-0		0-0-0		
RPI	S	Opponent	Score	RPI	S	Opponent	Score	RPI	S	Opponent	Score	
2	A	Oregon	5 7	26	N	Nebraska	5 0	60	N	UCF	9 1	
2	A	Oregon	0 3	27	N	Ohio St.	11 0	81	N	Fresno St.	7 3	
2	A	Oregon	6 2	31	N	Minnesota	12 4	84	H	UC Riverside	13 2	
13	N	LSU	9 1	37	A	Utah	9 4	86	H	Stanford	1 4	
16	A	Long Beach St.	6 5	37	A	Utah	9 5	86	H	Stanford	5 2	
17	H	Oregon St.	3 2	37	A	Utah	7 3	86	H	Stanford	3 0	
17	H	Oregon St.	7 5	38	N	Liberty	4 3					
17	H	Oregon St.	5 3	43	N	San Jose St.	10 0					
23	N	Missouri	4 0									
				LAST 10 GAMES								
				86	H	Stanford	1 4	37	A	Utah	7 3	
				86	H	Stanford	3 0	37	A	Utah	9 5	
				86	H	Stanford	5 2	17	H	Oregon St.	7 5	
				129	H	CSUN	8 3	17	H	Oregon St.	5 3	
				37	A	Utah	9 4	17	H	Oregon St.	3 2	

Non-Div. I Games:

UCLA

Average RPI Win:		85	WON-LOST		WINNING		LAST 10		STRENGTH OF		OPP. STRENGTH		TEAM	ADJ		CONF.	ADJ CONF.	
Average RPI Loss:		12	RECORD		PCT. RANK		GAMES		SCHEDULE		OF SCHEDULE		RPI	RPI		RPI	RPI	
DIV. I ONLY			35-5-0		.875		4		7-3-0		12		2		3		.68445	
DIV. I NON-CONF.			24-1-0		.96		4		2-0-0		93		36		9		.65295	
TOTALS		RPI 1-25		RPI 26-50		W-L RECORDS		RPI 51-100		RPI 101-150		RPI 150+						
35-5-0		12-5-0		5-0-0		OVERALL		5-0-0		3-0-0		10-0-0						
26-2-0		7-2-0		3-0-0		HOME		3-0-0		3-0-0		10-0-0						
5-2-0		4-2-0		0-0-0		AWAY		1-0-0		0-0-0		0-0-0						
4-1-0		1-1-0		2-0-0		NEUTRAL		1-0-0		0-0-0		0-0-0						
24-1-0		1-1-0		5-0-0		NON-CONFERENCE		5-0-0		3-0-0		10-0-0						
19-0-0		0-0-0		3-0-0		HOME		3-0-0		3-0-0		10-0-0						
1-0-0		0-0-0		0-0-		AWAY		1-0-0		0-0-0		0-0-0						
4-1-0		1-1-0		2-0-0		NEUTRAL		1-0-0		0-0-0		0-0-0						
11-4-0		11-4-0		0-0-0		CONFERENCE		0-0-0		0-0-0		0-0-0						
7-2-0		7-2-0		0-0-0		HOME		0-0-0		0-0-0		0-0-0						
4-2-0		4-2-0		0-0-0		AWAY		0-0-0		0-0-0		0-0-0						
0-0-0		0-0-0		0-0-0		NEUTRAL		0-0-0		0-0-0		0-0-0						
RPI	S	Opponent		Score		RPI	S	Opponent		Score		RPI	S	Opponent		Score		
2	N	Oregon		3	8	37	N	Utah		5	1	63	H	Ga. Southern		10	3	
7	H	Florida		5	4	40	H	UNCG		7	0	82	H	Col. of Charleston		12	0	
7	H	Florida		11	1	40	H	UNCG		6	1	82	H	Col. of Charleston		6	0	
7	H	Florida		1	5	46	N	BYU		13	1	94	N	San Diego St.		23	2	
10	A	Tennessee		8	0	49	H	Kennesaw St.		4	1	99	A	Georgia Tech		1	0	
10	A	Tennessee		9	1													
10	A	Tennessee		0	1													
17	N	Oregon St.		7	0													
19	A	Mississippi St.		4	2													
19	A	Mississippi St.		3	2													
19	A	Mississippi St.		4	5													
21	H	Arkansas		5	4													
21	H	Arkansas		1	0													
21	H	Arkansas		8	0													
23	H	Missouri		1	5													
23	H	Missouri		8	6													
23	H	Missouri		7	2													
						LAST 10 GAMES												
						23	H	Missouri		7	2	10	A	Tennessee		9	1	
						23	H	Missouri		1	5	10	A	Tennessee		0	1	
						23	H	Missouri		8	6	49	H	Kennesaw St.		4	1	
						99	A	Georgia Tech		1	0	19	A	Mississippi St.		3	2	
						10	A	Tennessee		8	0	19	A	Mississippi St.		4	5	

Non-Div. I Games:

Georgia

Average RPI Win:		82	WON-LOST RECORD		WINNING PCT. RANK		LAST 10 GAMES		STRENGTH OF SCHEDULE		OPP. STRENGTH OF SCHEDULE		TEAM RPI		ADJ RPI		CONF. RPI		ADJ CONF. RPI	
DIV. I ONLY			33-2-0		.94286 2		10-0-0		35		16		6		.68041 6		3		3	
DIV. I NON-CONF.			25-2-0		.92593 6		2-0-0		43		21		6		.66454 7		3		3	
TOTALS		RPI 1-25		RPI 26-50		W-L RECORDS		RPI 51-100		RPI 101-150		RPI 150+								
33-2-0		6-1-0		6-0-0		OVERALL		10-0-0		5-1-0		6-0-0								
15-0-0		2-0-0		3-0-0		HOME		6-0-0		2-0-0		2-0-0								
8-0-0		3-0-0		0-0-0		AWAY		2-0-0		1-0-0		2-0-0								
10-2-0		1-1-0		3-0-0		NEUTRAL		2-0-0		2-1-0		2-0-0								
25-2-0		3-1-0		3-0-0		NON-CONFERENCE		8-0-0		5-1-0		6-0-0								
10-0-0		2-0-0		0-0-0		HOME		4-0-0		2-0-0		2-0-0								
5-0-0		0-0-0		0-0-		AWAY		2-0-0		1-0-0		2-0-0								
10-2-0		1-1-0		3-0-0		NEUTRAL		2-0-0		2-1-0		2-0-0								
8-0-0		3-0-0		3-0-0		CONFERENCE		2-0-0		0-0-0		0-0-0								
5-0-0		0-0-0		3-0-0		HOME		2-0-0		0-0-0		0-0-0								
3-0-0		3-0-0		0-0-0		AWAY		0-0-0		0-0-0		0-0-0								
0-0-0		0-0-0		0-0-0		NEUTRAL		0-0-0		0-0-0		0-0-0								
RPI	S	Opponent		Score		RPI	S	Opponent		Score		RPI	S	Opponent		Score				
3	N	Arizona St.		7	2	26	N	Nebraska		8	0	59	H	Iowa St.		8	1			
9	H	South Carolina		5	1	27	N	Ohio St.		5	0	59	H	Iowa St.		9	5			
9	H	South Carolina		4	2	46	N	BYU		10	0	64	N	North Carolina		3	1			
11	N	Arizona		0	2	47	H	Texas Tech		19	1	77	N	DePaul		9	1			
15	A	Baylor		4	1	47	H	Texas Tech		8	0	83	A	Cal St. Fullerton		14	3			
15	A	Baylor		5	0	47	H	Texas Tech		8	0	85	H	Missouri St.		6	0			
15	A	Baylor		9	0							85	H	Missouri St.		9	0			
												90	H	Illinois St.		8	0			
												90	H	Illinois St.		9	0			
												97	A	New Mexico St.		2	0			
LAST 10 GAMES																				
						59	H	Iowa St.		8	1	47	H	Texas Tech		19	1			
						59	H	Iowa St.		9	5	47	H	Texas Tech		8	0			
						15	A	Baylor		4	1	47	H	Texas Tech		8	0			
						15	A	Baylor		9	0	129	A	CSUN		2	1			
						15	A	Baylor		5	0	27	N	Ohio St.		5	0			

Non-Div. I Games:

Okla ahoma

Average RPI Win: 81		WON-LOST	WINNING	LAST 10	STRENGTH OF		OPP. STRENGTH	TEAM	ADJ	CONF.	ADJ CONF.
Average RPI Loss: 30		RECORD	PCT. RANK	GAMES	SCHEDULE		OF SCHEDULE	RPI	RPI	RPI	RPI
DIV. I ONLY		33-6-0	.84615	6	7-3-0		14	8	7	.67853	7
DIV. I NON-CONF.		25-3-0	.89286	9	5-2-0		78	20	12	.64664	12
TOTALS		RPI 1-25	RPI 26-50		W-L RECORDS		RPI 51-100		RPI 101-150		RPI 150+
33-6-0		11-4-0	3-0-0		OVERALL		10-2-0		3-0-0		6-0-0
21-1-0		6-0-0	1-0-0		HOME		6-1-0		2-0-0		6-0-0
6-5-0		4-4-0	1-0-0		AWAY		1-1-0		0-0-0		0-0-0
6-0-0		1-0-0	1-0-0		NEUTRAL		3-0-0		1-0-0		0-0-0
25-3-0		3-1-0	3-0-0		NON-CONFERENCE		10-2-0		3-0-0		6-0-0
15-1-0		0-0-0	1-0-0		HOME		6-1-0		2-0-0		6-0-0
4-2-0		2-1-0	1-0-		AWAY		1-1-0		0-0-0		0-0-0
6-0-0		1-0-0	1-0-0		NEUTRAL		3-0-0		1-0-0		0-0-0
8-3-0		8-3-0	0-0-0		CONFERENCE		0-0-0		0-0-0		0-0-0
6-0-0		6-0-0	0-0-0		HOME		0-0-0		0-0-0		0-0-0
2-3-0		2-3-0	0-0-0		AWAY		0-0-0		0-0-0		0-0-0
0-0-0		0-0-0	0-0-0		NEUTRAL		0-0-0		0-0-0		0-0-0
RPI S	Opponent	Score	RPI S	Opponent	Score	RPI S	Opponent	Score	RPI S	Opponent	Score
5 A	Georgia	5 1	28 N	Michigan	2 0	58 N	Georgia St.	11 0	137 H	Maryland	12 0
5 A	Georgia	1 11	39 A	South Fla.	14 3	59 H	Iowa St.	3 0	137 H	Maryland	7 2
5 A	Georgia	4 5	39 H	South Fla.	9 0	59 H	Iowa St.	8 0	147 N	UAB	6 0
12 H	Texas A&M	7 3				60 A	UCF	0 1	160 H	Jacksonville	4 0
12 H	Texas A&M	10 0				63 H	Ga. Southern	8 0	160 H	Jacksonville	2 1
12 H	Texas A&M	6 1				70 H	FIU	9 0	199 H	Oakland	6 2
15 N	Baylor	4 0				70 H	FIU	0 5	199 H	Oakland	10 0
18 A	Alabama	6 1				83 A	Cal St. Fullerton	10 0	237 H	Hampton	7 0
18 A	Alabama	2 3				90 H	Illinois St.	10 1	237 H	Hampton	18 0
20 H	Kentucky	6 0				90 N	Illinois St.	9 0			
20 H	Kentucky	3 2				95 N	Loyola Marymount	13 0			
20 H	Kentucky	4 0				98 H	North Florida	9 0			
24 A	Louisiana	3 4									
24 A	Louisiana	4 0									
24 A	Louisiana	9 0									
			LAST 10 GAMES			160 H	Jacksonville	2 1			
			18 A	Alabama	2 3	237 H	Hampton	18 0			
			18 A	Alabama	6 1	70 H	FIU	0 5			
			60 A	UCF	0 1	70 H	FIU	9 0			
			237 H	Hampton	7 0	12 H	Texas A&M	7 3			
			160 H	Jacksonville	4 0						

Non-Div. I Games:

Florida

[illegible]

**Non-Div. I Games:**

Fl ori da St.



Average RPI Win: 81		WON-LOST RECORD		WINNING PCT. RANK		LAST 10 GAMES		STRENGTH OF SCHEDULE		OPP. STRENGTH OF SCHEDULE		TEAM RPI		ADJ RPI		CONF. RPI		ADJ CONF. RPI	
DIV. I ONLY		33-7-0		.825 8		7-3-0		10		11		8		.6755 9		1		1	
DIV. I NON-CONF.		25-3-0		.89286 9		2-0-0		44		24		8		.6571 9		1		2	
TOTALS		RPI 1-25		RPI 26-50		W-L RECORDS		RPI 51-100		RPI 101-150		RPI 150+							
33-7-0		8-5-0		5-1-0		OVERALL		8-1-0		6-0-0		6-0-0							
18-1-0		5-1-0		2-0-0		HOME		6-0-0		3-0-0		2-0-0							
4-6-0		1-4-0		2-1-0		AWAY		0-1-0		0-0-0		1-0-0							
11-0-0		2-0-0		1-0-0		NEUTRAL		2-0-0		3-0-0		3-0-0							
25-3-0		2-2-0		3-0-0		NON-CONFERENCE		8-1-0		6-0-0		6-0-0							
13-0-0		0-0-0		2-0-0		HOME		6-0-0		3-0-0		2-0-0							
1-3-0		0-2-0		0-0-		AWAY		0-1-0		0-0-0		1-0-0							
11-0-0		2-0-0		1-0-0		NEUTRAL		2-0-0		3-0-0		3-0-0							
8-4-0		6-3-0		2-1-0		CONFERENCE		0-0-0		0-0-0		0-0-0							
5-1-0		5-1-0		0-0-0		HOME		0-0-0		0-0-0		0-0-0							
3-3-0		1-2-0		2-1-0		AWAY		0-0-0		0-0-0		0-0-0							
0-0-0		0-0-0		0-0-0		NEUTRAL		0-0-0		0-0-0		0-0-0							
RPI	S	Opponent		Score		RPI	S	Opponent		Score		RPI	S	Opponent		Score			
6	A	Okla homa		1	5	32	A	Ole Miss		5	2	54	N	South Ala.		1	0		
6	A	Okla homa		2	4	32	A	Ole Miss		7	3	62	H	Furman		1	0		
10	H	Tennessee		15	5	32	A	Ole Miss		0	1	63	H	Ga. Southern		5	2		
10	H	Tennessee		5	4	33	H	Texas		1	0	64	H	North Carolina		5	0		
10	H	Tennessee		8	7	38	H	Liberty		12	1	65	H	Mercer		7	2		
12	A	Texas A&M		0	3	42	N	Louisvi lle		5	3	70	A	FIU		1	3		
12	A	Texas A&M		1	2							90	N	Illinois St.		9	0		
12	A	Texas A&M		5	3							91	H	Marshall		11	3		
21	H	Arkansas		6	2							91	H	Marshall		5	2		
21	H	Arkansas		0	4														
21	H	Arkansas		2	1														
22	N	Hofstra		4	2														
22	N	Hofstra		11	0														
						LAST 10 GAMES													
						21 H Arkansas						12 A Texas A&M							
						21 H Arkansas						12 A Texas A&M							
						21 H Arkansas						62 H Furman							
						63 H Ga. Southern						10 H Tennessee							
						12 A Texas A&M						10 H Tennessee							

Non-Div. I Games:

South Carolina

Average RPI Win:		99	WON-LOST RECORD		WINNING PCT. RANK		LAST 10 GAMES		STRENGTH OF SCHEDULE		OPP. STRENGTH OF SCHEDULE		TEAM RPI		ADJ RPI		CONF. RPI		ADJ CONF. RPI	
DIV. I ONLY			33-8-0		.80488 14		3-7-0		9		22		9		.67153 10		1		1	
DIV. I NON-CONF.			28-1-0		.96552 3		1-0-0		37		95		5		.67407 5		1		2	
TOTALS		RPI 1-25		RPI 26-50		W-L RECORDS		RPI 51-100		RPI 101-150		RPI 150+								
33-8-0		8-7-0		6-0-0		OVERALL		5-0-0		5-1-0		9-0-0								
10-2-0		4-2-0		0-0-0		HOME		2-0-0		1-0-0		3-0-0								
3-5-0		2-5-0		0-0-0		AWAY		1-0-0		0-0-0		0-0-0								
20-1-0		2-0-0		6-0-0		NEUTRAL		2-0-0		4-1-0		6-0-0								
28-1-0		3-0-0		6-0-0		NON-CONFERENCE		5-0-0		5-1-0		9-0-0								
6-0-0		0-0-0		0-0-0		HOME		2-0-0		1-0-0		3-0-0								
2-0-0		1-0-0		0-0-		AWAY		1-0-0		0-0-0		0-0-0								
20-1-0		2-0-0		6-0-0		NEUTRAL		2-0-0		4-1-0		6-0-0								
5-7-0		5-7-0		0-0-0		CONFERENCE		0-0-0		0-0-0		0-0-0								
4-2-0		4-2-0		0-0-0		HOME		0-0-0		0-0-0		0-0-0								
1-5-0		1-5-0		0-0-0		AWAY		0-0-0		0-0-0		0-0-0								
0-0-0		0-0-0		0-0-0		NEUTRAL		0-0-0		0-0-0		0-0-0								
RPI	S	Opponent		Score		RPI	S	Opponent		Score		RPI	S	Opponent		Score				
2	N	Oregon		1	0	30	N	Oklahoma St.		5	1	54	H	South Ala.		4	0			
3	A	Arizona St.		7	4	37	N	Utah		6	5	54	H	South Ala.		2	0			
5	H	Georgia		0	8	39	N	South Fla.		7	4	87	A	Hawaii		10	5			
5	H	Georgia		1	9	43	N	San Jose St.		7	6	91	N	Marshall		5	4			
5	H	Georgia		1	0	45	N	Northwestern		6	1	93	N	Boise St.		8	1			
9	A	South Carolina		5	15	46	N	BYU		13	0									
9	A	South Carolina		7	8															
9	A	South Carolina		4	5															
14	A	Auburn		0	2															
14	A	Auburn		0	6															
14	A	Auburn		2	1															
17	N	Oregon St.		9	3															
23	H	Missouri		7	4															
23	H	Missouri		7	0															
23	H	Missouri		11	3															
						LAST 10 GAMES														
14 A Auburn						0	6	5 H Georgia						1	9					
14 A Auburn						0	2	5 H Georgia						1	0					
14 A Auburn						2	1	9 A South Carolina						5	15					
282 H Tennessee St.						3	0	9 A South Carolina						4	5					
5 H Georgia						0	8	9 A South Carolina						7	8					

**Non-Div. I Games:**

Tennessee

Average RPI Win:		84	WON-LOST RECORD		WINNING PCT. RANK		LAST 10 GAMES		STRENGTH OF SCHEDULE		OPP. STRENGTH OF SCHEDULE		TEAM RPI		ADJ RPI		CONF. RPI		ADJ CONF. RPI					
DIV. I ONLY			27-9-0		.75		23		4-6-0		6		6		11		.66512		11		2		2	
DIV. I NON-CONF.			21-3-0		.875		14		0-0-0		33		22		11		.65706		10		2		1	
TOTALS		RPI 1-25		RPI 26-50		W-L RECORDS		RPI 51-100		RPI 101-150		RPI 150+												
27-9-0		2-6-0		11-3-0		OVERALL		5-0-0		4-0-0		5-0-0												
16-1-0		0-0-0		8-1-0		HOME		3-0-0		2-0-0		3-0-0												
2-7-0		0-6-0		2-1-0		AWAY		0-0-0		0-0-0		0-0-0												
9-1-0		2-0-0		1-1-0		NEUTRAL		2-0-0		2-0-0		2-0-0												
21-3-0		2-0-0		5-3-0		NON-CONFERENCE		5-0-0		4-0-0		5-0-0												
10-1-0		0-0-0		2-1-0		HOME		3-0-0		2-0-0		3-0-0												
2-1-0		0-0-0		2-0-		AWAY		0-0-0		0-0-0		0-0-0												
9-1-0		2-0-0		1-1-0		NEUTRAL		2-0-0		2-0-0		2-0-0												
6-6-0		0-6-0		6-0-0		CONFERENCE		0-0-0		0-0-0		0-0-0												
6-0-0		0-0-0		6-0-0		HOME		0-0-0		0-0-0		0-0-0												
0-6-0		0-6-0		0-0-0		AWAY		0-0-0		0-0-0		0-0-0												
0-0-0		0-0-0		0-0-0		NEUTRAL		0-0-0		0-0-0		0-0-0												
RPI	S	Opponent		Score		RPI	S	Opponent		Score		RPI	S	Opponent		Score								
1	A	Washington		3 4		30	N	Oklahoma St.		4 9		64	N	North Carolina		10 0								
1	A	Washington		0 2		31	H	Minnesota		0 1		71	H	USC Upstate		9 1								
1	A	Washington		1 2		33	A	Texas		2 0		71	H	USC Upstate		3 0								
2	A	Oregon		0 10		33	A	Texas		1 3		79	H	Colorado St.		3 0								
2	A	Oregon		0 8		33	A	Texas		10 2		81	N	Fresno St.		13 1								
2	A	Oregon		2 5		35	H	Cal i forni a		7 3														
6	N	Oklahoma		2 0		35	H	Cal i forni a		3 0														
23	N	Missouri		9 4		35	H	Cal i forni a		3 2														
						37	H	Utah		4 1														
						37	H	Utah		9 4														
						37	H	Utah		10 3														
						44	H	Wi sconsi n		1 0														
						44	H	Wi sconsi n		9 3														
						45	N	Northwestern		4 1														
LAST 10 GAMES																								
						2	A	Oregon		0 10		35	H	Cal i forni a		3 0								
						2	A	Oregon		0 8		1	A	Washington		0 2								
						2	A	Oregon		2 5		1	A	Washington		3 4								
						35	H	Cal i forni a		7 3		1	A	Washington		1 2								
						35	H	Cal i forni a		3 2		37	H	Utah		10 3								

Non-Div. I Games:

Ari zona

Average RPI Win: 88		WON-LOST RECORD		WINNING PCT. RANK		LAST 10 GAMES		STRENGTH OF SCHEDULE		OPP. STRENGTH OF SCHEDULE		TEAM RPI		ADJ RPI		CONF. RPI		ADJ CONF. RPI			
DIV. I ONLY		34-9-0		.7907		15		5-5-0		20		5		12		.6597		12			
DIV. I NON-CONF.		27-4-0		.87097		16		1-0-0		75		15		15		.64391		13			
TOTALS		RPI 1-25		RPI 26-50		W-L RECORDS		RPI 51-100		RPI 101-150		RPI 150+									
34-9-0		6-6-0		8-2-0		OVERALL		8-0-0		4-1-0		8-0-0									
29-3-0		3-1-0		6-1-0		HOME		8-0-0		4-1-0		8-0-0									
2-4-0		2-4-0		0-0-0		AWAY		0-0-0		0-0-0		0-0-0									
3-2-0		1-1-0		2-1-0		NEUTRAL		0-0-0		0-0-0		0-0-0									
27-4-0		2-1-0		5-2-0		NON-CONFERENCE		8-0-0		4-1-0		8-0-0									
24-2-0		1-0-0		3-1-0		HOME		8-0-0		4-1-0		8-0-0									
0-0-0		0-0-0		0-0-		AWAY		0-0-0		0-0-0		0-0-0									
3-2-0		1-1-0		2-1-0		NEUTRAL		0-0-0		0-0-0		0-0-0									
7-5-0		4-5-0		3-0-0		CONFERENCE		0-0-0		0-0-0		0-0-0									
5-1-0		2-1-0		3-0-0		HOME		0-0-0		0-0-0		0-0-0									
2-4-0		2-4-0		0-0-0		AWAY		0-0-0		0-0-0		0-0-0									
0-0-0		0-0-0		0-0-0		NEUTRAL		0-0-0		0-0-0		0-0-0									
RPI	S	Opponent		Score		RPI	S	Opponent		Score		RPI	S	Opponent		Score					
1	N	Washing ton		3	4	26	N	Nebraska		3	6	51	H	Tul sa		6	0				
2	N	Oregon		3	1	32	H	Ole Mi ss		7	0	51	H	Tul sa		7	0				
7	A	Florida		3	7	32	H	Ole Mi ss		8	6	57	H	Iowa		3	2				
7	A	Florida		0	10	32	H	Ole Mi ss		2	0	76	H	Loui si ana Tech		10	1				
7	A	Florida		1	6	35	N	Cal i forni a		5	1	76	H	Loui si ana Tech		1	0				
9	H	South Caroli na		3	0	36	N	Notre Dame		5	3	80	H	Boston College		11	3				
9	H	South Caroli na		2	1	37	H	Utah		7	8	80	H	Boston College		3	1				
9	H	South Caroli na		3	5	37	H	Utah		1	0	89	H	Lamar Uni versi ty		8	0				
19	A	Mi ssi ssi ppi St.		4	1	47	H	Texas Tech		9	5			175 H Butler		10	1				
19	A	Mi ssi ssi ppi St.		3	1	50	H	Houston		5	4			181 H Incarnate Word		8	3				
19	A	Mi ssi ssi ppi St.		3	4									181 H Incarnate Word		7	0				
25	H	Texas St.		6	3									230 H Penn St.		8	0				
														245 H Mari st		4	1				
														245 H Mari st		7	0				
						LAST 10 GAMES															
						19 A Mi ssi ssi ppi St.						4	1	9 H South Caroli na						3	0
						19 A Mi ssi ssi ppi St.						3	1	89 H Lamar Uni versi ty						8	0
						19 A Mi ssi ssi ppi St.						3	4	7 A Flori da						3	7
						9 H South Caroli na						3	5	7 A Flori da						0	10
						9 H South Caroli na						2	1	7 A Flori da						1	6

Non-Div. I Games:

Texas A&amp;M

Average RPI Win:		86	WON-LOST RECORD		WINNING PCT. RANK		LAST 10 GAMES		STRENGTH OF SCHEDULE		OPP. STRENGTH OF SCHEDULE		TEAM RPI		ADJ RPI		CONF. RPI		ADJ CONF. RPI	
Average RPI Loss:		24																		
DIV. I ONLY			32-7-0		.82051		10		7-3-0		30		4		13		.65868		13	
DIV. I NON-CONF.			25-3-0		.89286		9		3-1-0		47		29		10		.65713		8	
TOTALS		RPI 1-25		RPI 26-50		W-L RECORDS		RPI 51-100		RPI 101-150		RPI 150+								
32-7-0		8-5-0		5-1-0		OVERALL		6-1-0		7-0-0		6-0-0								
25-2-0		6-0-0		4-1-0		HOME		4-1-0		6-0-0		5-0-0								
4-3-0		2-3-0		0-0-0		AWAY		1-0-0		0-0-0		1-0-0								
3-2-0		0-2-0		1-0-0		NEUTRAL		1-0-0		1-0-0		0-0-0								
25-3-0		3-2-0		3-0-0		NON-CONFERENCE		6-1-0		7-0-0		6-0-0								
20-1-0		3-0-0		2-0-0		HOME		4-1-0		6-0-0		5-0-0								
2-0-0		0-0-0		0-0-		AWAY		1-0-0		0-0-0		1-0-0								
3-2-0		0-2-0		1-0-0		NEUTRAL		1-0-0		1-0-0		0-0-0								
7-4-0		5-3-0		2-1-0		CONFERENCE		0-0-0		0-0-0		0-0-0								
5-1-0		3-0-0		2-1-0		HOME		0-0-0		0-0-0		0-0-0								
2-3-0		2-3-0		0-0-0		AWAY		0-0-0		0-0-0		0-0-0								
0-0-0		0-0-0		0-0-0		NEUTRAL		0-0-0		0-0-0		0-0-0								
RPI	S	Opponent		Score		RPI	S	Opponent		Score		RPI	S	Opponent		Score				
2	N	Oregon		0 4		32	H	Ole Miss		1 0		56	A	McNeese		9 1				
4	N	UCLA		1 9		32	H	Ole Miss		1 3		56	H	McNeese		2 0				
14	H	Auburn		1 0		32	H	Ole Miss		2 1		68	H	Massachusetts		7 0				
14	H	Auburn		3 2		43	N	San Jose St.		4 0		69	H	North Dakota St.		0 1				
14	H	Auburn		3 2		46	H	BYU		2 1		76	H	Louisiana Tech		2 1				
15	H	Baylor		5 3		46	H	BYU		8 0		81	N	Fresno St.		10 2				
17	H	Oregon St.		3 2								90	H	Illinois St.		1 0				
17	H	Oregon St.		1 0																
20	A	Kentucky		1 4																
20	A	Kentucky		0 2																
23	A	Missouri		9 2																
23	A	Missouri		4 5																
23	A	Missouri		2 1																
						LAST 10 GAMES														
						32	H	Ole Miss		1 3		23	A	Missouri		9 2				
						32	H	Ole Miss		1 0		23	A	Missouri		2 1				
						32	H	Ole Miss		2 1		168	H	Southern Miss.		4 1				
						56	A	McNeese		9 1		15	H	Baylor		5 3				
						23	A	Missouri		4 5		69	H	North Dakota St.		0 1				

Non-Div. I Games:

LSU

Auburn

Average RPI Win:		104	WON-LOST RECORD		WINNING PCT. RANK		LAST 10 GAMES		STRENGTH OF SCHEDULE		OPP. STRENGTH OF SCHEDULE		TEAM RPI		ADJ RPI		CONF. RPI		ADJ CONF. RPI					
DIV. I ONLY			36-8-0		.81818		12		8-2-0		36		14		14		.64763		14		1		1	
DIV. I NON-CONF.			27-2-0		.93103		5		1-0-0		157		55		21		.62597		21		1		2	
TOTALS		RPI 1-25		RPI 26-50				W-L RECORDS				RPI 51-100				RPI 101-150				RPI 150+				
36-8-0		8-6-0		6-2-0				OVERALL				4-0-0				6-0-0				12-0-0				
27-2-0		7-2-0		2-0-0				HOME				4-0-0				4-0-0				10-0-0				
6-4-0		0-3-0		2-1-0				AWAY				0-0-0				2-0-0				2-0-0				
3-2-0		1-1-0		2-1-0				NEUTRAL				0-0-0				0-0-0				0-0-0				
27-2-0		1-1-0		4-1-0				NON-CONFERENCE				4-0-0				6-0-0				12-0-0				
20-0-0		0-0-0		2-0-0				HOME				4-0-0				4-0-0				10-0-0				
4-0-0		0-0-0		0-0-				AWAY				0-0-0				2-0-0				2-0-0				
3-2-0		1-1-0		2-1-0				NEUTRAL				0-0-0				0-0-0				0-0-0				
9-6-0		7-5-0		2-1-0				CONFERENCE				0-0-0				0-0-0				0-0-0				
7-2-0		7-2-0		0-0-0				HOME				0-0-0				0-0-0				0-0-0				
2-4-0		0-3-0		2-1-0				AWAY				0-0-0				0-0-0				0-0-0				
0-0-0		0-0-0		0-0-0				NEUTRAL				0-0-0				0-0-0				0-0-0				
RPI	S	Opponent		Score		RPI	S	Opponent		Score		RPI	S	Opponent		Score		RPI	S	Opponent		Score		
10	H	Tennessee		1	2	29	H	Wichita St.		2	0	58	H	Georgia St.		5	0	110	H	Saint Francis (PA)		4	3	
10	H	Tennessee		2	0	32	A	Ole Miss		2	3	62	H	Furman		2	0	110	H	Saint Francis (PA)		5	0	
10	H	Tennessee		6	0	32	A	Ole Miss		5	1	62	H	Furman		9	1	114	A	Troy		5	0	
13	A	LSU		2	3	32	A	Ole Miss		3	1	91	H	Marshall		4	0	129	A	CSUN		8	0	
13	A	LSU		2	3	36	N	Notre Dame		6	2							137	H	Maryland		8	0	
13	A	LSU		0	1	43	N	San Jose St.		4	0							137	H	Maryland		12	1	
16	N	Long Beach St.		3	6	44	N	Wisconsin		2	3							168	A	Southern Miss.		9	2	
17	N	Oregon St.		10	7	49	H	Kennesaw St.		2	1							168	A	Southern Miss.		5	0	
18	H	Alabama		2	1													178	H	UNCW		6	1	
18	H	Alabama		0	2													178	H	UNCW		9	0	
18	H	Alabama		3	1													188	H	Delaware		15	0	
20	H	Kentucky		1	0													190	H	Western Ill.		6	2	
20	H	Kentucky		3	1													190	H	Western Ill.		7	0	
20	H	Kentucky		6	4													196	H	Western Caro.		9	0	
																		196	H	Western Caro.		5	0	
																		227	H	Tennessee Tech		3	0	
																		227	H	Tennessee Tech		18	0	
																		271	H	Alabama St.		22	0	
LAST 10 GAMES																								
						10	H	Tennessee		6	0	32	A	Ole Miss		5	1							
						10	H	Tennessee		2	0	32	A	Ole Miss		3	1							
						10	H	Tennessee		1	2	20	H	Kentucky		6	4							
						49	H	Kennesaw St.		2	1	20	H	Kentucky		1	0							
						32	A	Ole Miss		2	3	20	H	Kentucky		3	1							

Non-Div. I Games:

Auburn

Average RPI Win:		103	WON-LOST RECORD		WINNING PCT. RANK		LAST 10 GAMES		STRENGTH OF SCHEDULE		OPP. STRENGTH OF SCHEDULE		TEAM RPI		ADJ RPI		CONF. RPI		ADJ CONF. RPI					
DIV. I ONLY			24-9-0		.72727		28		5-5-0		8		33		15		.64633		15		3		3	
DIV. I NON-CONF.			21-6-0		.77778		26		2-2-0		13		42		14		.64189		14		3		3	
TOTALS		RPI 1-25		RPI 26-50				W-L RECORDS				RPI 51-100				RPI 101-150				RPI 150+				
24-9-0		3-6-0		5-2-0				OVERALL				4-1-0				3-0-0				9-0-0				
4-4-0		0-4-0		0-0-0				HOME				0-0-0				3-0-0				1-0-0				
10-1-0		1-1-0		5-0-0				AWAY				0-0-0				0-0-0				4-0-0				
10-4-0		2-1-0		0-2-0				NEUTRAL				4-1-0				0-0-0				4-0-0				
21-6-0		3-3-0		2-2-0				NON-CONFERENCE				4-1-0				3-0-0				9-0-0				
4-1-0		0-1-0		0-0-0				HOME				0-0-0				3-0-0				1-0-0				
7-1-0		1-1-0		2-0-				AWAY				0-0-0				0-0-0				4-0-0				
10-4-0		2-1-0		0-2-0				NEUTRAL				4-1-0				0-0-0				4-0-0				
3-3-0		0-3-0		3-0-0				CONFERENCE				0-0-0				0-0-0				0-0-0				
0-3-0		0-3-0		0-0-0				HOME				0-0-0				0-0-0				0-0-0				
3-0-0		0-0-0		3-0-0				AWAY				0-0-0				0-0-0				0-0-0				
0-0-0		0-0-0		0-0-0				NEUTRAL				0-0-0				0-0-0				0-0-0				
RPI	S	Opponent		Score		RPI	S	Opponent		Score		RPI	S	Opponent		Score		RPI	S	Opponent		Score		
6	H	Oklahoma		1	4	28	N	Michigan		3	6	56	N	McNeese		7	1	106	H	Northwestern St.		8	0	
6	H	Oklahoma		0	5	38	A	Liberty		8	3	57	N	Iowa		1	3	106	H	Northwestern St.		4	1	
6	H	Oklahoma		0	9	38	A	Liberty		9	0	69	N	North Dakota St.		11	2	106	H	Northwestern St.		8	4	
7	N	Florida		0	4	46	N	BYU		1	3	69	N	North Dakota St.		4	0	155	A	Abilene Christian		13	2	
13	A	LSU		3	5	47	A	Texas Tech		12	8	74	N	Ohio		12	3	155	A	Abilene Christian		3	0	
16	A	Long Beach St.		5	2	47	A	Texas Tech		2	0							155	A	Abilene Christian		8	5	
18	N	Alabama		2	1	47	A	Texas Tech		5	1							159	N	Charlotte		7	1	
24	N	Louisiana		1	0													167	H	North Texas		2	0	
25	H	Texas St.		2	5													168	A	Southern Miss.		3	2	
																		188	N	Delaware		15	5	
																		188	N	Delaware		5	3	
																		276	N	Mississippi Val.		14	1	
						LAST 10 GAMES																		
						47	A	Texas Tech		5	1	6	H	Oklahoma		0	9							
						47	A	Texas Tech		2	0	6	H	Oklahoma		0	5							
						47	A	Texas Tech		12	8	69	N	North Dakota St.		11	2							
						155	A	Abilene Christian		8	5	46	N	BYU		1	3							
						6	H	Oklahoma		1	4	13	A	LSU		3	5							

Non-Div. I Games:

Bayl or

[illegible]

**Non-Div. I Games:**

Long Beach St.



Average RPI Win: 93		WON-LOST RECORD		WINNING PCT. RANK		LAST 10 GAMES		STRENGTH OF SCHEDULE		OPP. STRENGTH OF SCHEDULE		TEAM RPI		ADJ RPI		CONF. RPI		ADJ CONF. RPI	
DIV. I ONLY		21-17-0		.55263 107		3-7-0		1		7		19		.63532 17		2		2	
DIV. I NON-CONF.		17-9-0		.65385 59		0-0-0		6		11		25		.61942 24		2		1	
TOTALS		RPI 1-25		RPI 26-50		W-L RECORDS		RPI 51-100		RPI 101-150		RPI 150+							
21-17-0		3-14-0		6-3-0		OVERALL		2-0-0		7-0-0		3-0-0							
4-5-0		2-4-0		2-1-0		HOME		0-0-0		0-0-0		0-0-0							
2-6-0		0-6-0		0-0-0		AWAY		0-0-0		2-0-0		0-0-0							
15-6-0		1-4-0		4-2-0		NEUTRAL		2-0-0		5-0-0		3-0-0							
17-9-0		1-7-0		4-2-0		NON-CONFERENCE		2-0-0		7-0-0		3-0-0							
0-0-0		0-0-0		0-0-0		HOME		0-0-0		0-0-0		0-0-0							
2-3-0		0-3-0		0-0-		AWAY		0-0-0		2-0-0		0-0-0							
15-6-0		1-4-0		4-2-0		NEUTRAL		2-0-0		5-0-0		3-0-0							
4-8-0		2-7-0		2-1-0		CONFERENCE		0-0-0		0-0-0		0-0-0							
4-5-0		2-4-0		2-1-0		HOME		0-0-0		0-0-0		0-0-0							
0-3-0		0-3-0		0-0-0		AWAY		0-0-0		0-0-0		0-0-0							
0-0-0		0-0-0		0-0-0		NEUTRAL		0-0-0		0-0-0		0-0-0							
RPI	S	Opponent		Score		RPI	S	Opponent		Score		RPI	S	Opponent		Score			
2	H	Oregon		1 5		30	N	Oklahoma St.		4 2		76	N	Louisiana Tech		2 0			
2	H	Oregon		4 3		30	N	Oklahoma St.		8 2		79	N	Colorado St.		1 0			
2	H	Oregon		1 4		31	N	Minnesota		1 4				104		N	Indiana	4 1	
3	H	Arizona St.		4 2		35	H	California		0 12				117		N	Boston U.	4 1	
3	H	Arizona St.		1 10		35	H	California		8 3				129		A	CSUN	8 3	
3	H	Arizona St.		1 2		35	H	California		10 5				135		N	Seattle U	5 0	
4	A	UCLA		2 3		46	N	BYU		14 9				135		N	Seattle U	9 0	
4	A	UCLA		5 7		47	N	Texas Tech		1 4				136		A	San Diego	5 1	
4	A	UCLA		3 5		47	N	Texas Tech		4 2				144		N	Central Ark.	1 0	
5	N	Georgia		0 7										182		N	LIU Brooklyn	4 0	
10	N	Tennessee		3 9										219		N	Bethune-Cookman	11 2	
13	A	LSU		0 1										236		N	Southern Utah	6 1	
13	A	LSU		2 3															
14	N	Auburn		7 10															
16	N	Long Beach St.		2 3															
23	N	Missouri		3 1															
24	A	Louisiana		4 9															
						LAST 10 GAMES													
						3	H	Arizona St.		1 2		2	H	Oregon		1 4			
						3	H	Arizona St.		4 2		4	A	UCLA		5 7			
						3	H	Arizona St.		1 10		4	A	UCLA		3 5			
						2	H	Oregon		1 5		4	A	UCLA		2 3			
						2	H	Oregon		4 3		35	H	California		8 3			

Non-Div. I Games:

Oregon St.

Average RPI Win:		96	WON-LOST		WINNING		LAST 10		STRENGTH OF		OPP. STRENGTH		TEAM	ADJ		CONF.	ADJ CONF.	
Average RPI Loss:		16	RECORD		PCT. RANK		GAMES		SCHEDULE		OF SCHEDULE		RPI	RPI		RPI	RPI	
DIV. I ONLY			25-10-0		.71429		34		6-4-0		18		3		16		.63425	
DIV. I NON-CONF.			19-5-0		.79167		21		1-0-0		57		16		22		.61996	
TOTALS		RPI 1-25		RPI 26-50		W-L RECORDS		RPI 51-100		RPI 101-150		RPI 150+						
25-10-0		5-8-0		3-2-0		OVERALL		8-0-0		4-0-0		5-0-0						
12-3-0		2-2-0		2-1-0		HOME		4-0-0		3-0-0		1-0-0						
7-5-0		3-5-0		0-0-0		AWAY		2-0-0		1-0-0		1-0-0						
6-2-0		0-1-0		1-1-0		NEUTRAL		2-0-0		0-0-0		3-0-0						
19-5-0		1-4-0		1-1-0		NON-CONFERENCE		8-0-0		4-0-0		5-0-0						
9-1-0		1-1-0		0-0-0		HOME		4-0-0		3-0-0		1-0-0						
4-2-0		0-2-0		0-0-		AWAY		2-0-0		1-0-0		1-0-0						
6-2-0		0-1-0		1-1-0		NEUTRAL		2-0-0		0-0-0		3-0-0						
6-5-0		4-4-0		2-1-0		CONFERENCE		0-0-0		0-0-0		0-0-0						
3-2-0		1-1-0		2-1-0		HOME		0-0-0		0-0-0		0-0-0						
3-3-0		3-3-0		0-0-0		AWAY		0-0-0		0-0-0		0-0-0						
0-0-0		0-0-0		0-0-0		NEUTRAL		0-0-0		0-0-0		0-0-0						
RPI	S	Opponent		Score		RPI	S	Opponent		Score		RPI	S	Opponent		Score		
1	A	Washi ngton		0	8	32	H	Ole Mi ss		13	1	54	A	South Ala.		1	0	
1	A	Washi ngton		1	4	32	H	Ole Mi ss		3	10	56	N	McNeese		11	1	
7	H	Flori da		3	2	32	H	Ole Mi ss		3	2	58	H	Georgi a St.		5	1	
7	H	Flori da		1	6	45	N	Northwestern		0	4	80	H	Boston Colle ge		5	0	
8	H	Flori da St.		3	0	46	N	BYU		7	6	80	H	Boston Colle ge		6	3	
8	H	Flori da St.		1	3							89	N	Lamar Univer si ty		13	0	
14	A	Auburn		1	2							92	H	UNI		11	3	
14	A	Auburn		2	0							99	A	Georgi a Tech		3	1	
14	A	Auburn		1	3													
15	N	Bayl or		1	2													
20	A	Kentucky		6	11													
20	A	Kentucky		9	3													
20	A	Kentucky		9	0													
						LAST 10 GAMES												
						7	H	Flori da		3	2	32	H	Ole Mi ss		3	2	
						7	H	Flori da		1	6	32	H	Ole Mi ss		3	10	
						20	A	Kentucky		9	3	32	H	Ole Mi ss		13	1	
						20	A	Kentucky		6	11	147	H	UAB		10	5	
						20	A	Kentucky		9	0	14	A	Auburn		1	2	

Non-Div. I Games:

Alabama

Average RPI Win: 120		WON-LOST RECORD		WINNING PCT. RANK		LAST 10 GAMES		STRENGTH OF SCHEDULE		OPP. STRENGTH OF SCHEDULE		TEAM RPI		ADJ RPI		CONF. RPI		ADJ CONF. RPI	
DIV. I ONLY		29-11-0		.725 29		3-7-0		23		42		21		.62918 19		1		1	
DIV. I NON-CONF.		25-3-0		.89286 9		1-0-0		82		143		18		.63153 16		1		2	
TOTALS		RPI 1-25		RPI 26-50		W-L RECORDS		RPI 51-100		RPI 101-150		RPI 150+							
29-11-0		4-9-0		4-1-0		OVERALL		8-1-0		1-0-0		12-0-0							
21-5-0		2-4-0		1-1-0		HOME		7-0-0		1-0-0		10-0-0							
5-4-0		2-4-0		0-0-0		AWAY		1-0-0		0-0-0		2-0-0							
3-2-0		0-1-0		3-0-0		NEUTRAL		0-1-0		0-0-0		0-0-0							
25-3-0		0-1-0		4-1-0		NON-CONFERENCE		8-1-0		1-0-0		12-0-0							
19-1-0		0-0-0		1-1-0		HOME		7-0-0		1-0-0		10-0-0							
3-0-0		0-0-0		0-0-		AWAY		1-0-0		0-0-0		2-0-0							
3-2-0		0-1-0		3-0-0		NEUTRAL		0-1-0		0-0-0		0-0-0							
4-8-0		4-8-0		0-0-0		CONFERENCE		0-0-0		0-0-0		0-0-0							
2-4-0		2-4-0		0-0-0		HOME		0-0-0		0-0-0		0-0-0							
2-4-0		2-4-0		0-0-0		AWAY		0-0-0		0-0-0		0-0-0							
0-0-0		0-0-0		0-0-0		NEUTRAL		0-0-0		0-0-0		0-0-0							
RPI	S	Opponent		Score		RPI	S	Opponent		Score		RPI	S	Opponent		Score			
3	N	Arizona St.		1	3	26	N	Nebraska		9	0	54	H	South Ala.		6	3		
5	H	Georgia		2	3	30	N	Oklahoma St.		9	4	55	H	Illinois		9	5		
5	H	Georgia		5	4	41	H	Drake		1	0	55	H	Illinois		12	1		
5	H	Georgia		2	4	41	H	Drake		0	1	65	H	Mercer		7	1		
12	H	Texas A&M		4	3	43	N	San Jose St.		6	4	66	A	Memphis		7	1		
12	H	Texas A&M		1	3							80	H	Boston College		4	3		
12	H	Texas A&M		1	4							83	N	Cal St. Fullerton		1	4		
21	A	Arkansas		2	3							85	H	Missouri St.		5	0		
21	A	Arkansas		0	6							89	H	Lamar University		6	3		
21	A	Arkansas		2	8														
23	A	Missouri		6	3														
23	A	Missouri		3	7														
23	A	Missouri		4	0														
						LAST 10 GAMES													
						12	H	Texas A&M		1	4	21	A	Arkansas		2	3		
						12	H	Texas A&M		1	3	271	A	Alabama St.		11	0		
						12	H	Texas A&M		4	3	5	H	Georgia		2	3		
						21	A	Arkansas		2	8	5	H	Georgia		5	4		
						21	A	Arkansas		0	6	5	H	Georgia		2	4		

Non-Div. I Games:

Mississippi St.

Average RPI Win:		98	WON-LOST RECORD		WINNING PCT. RANK		LAST 10 GAMES		STRENGTH OF SCHEDULE		OPP. STRENGTH OF SCHEDULE		TEAM RPI		ADJ RPI		CONF. RPI		ADJ CONF. RPI				
DIV. I ONLY			24-11-0		.68571		40		5-5-0		7		40		20		.62811		20				
DIV. I NON-CONF.			21-3-0		.875		14		4-0-0		57		103		16		.63011		18				
TOTALS		RPI 1-25		RPI 26-50				W-L RECORDS				RPI 51-100				RPI 101-150				RPI 150+			
24-11-0		3-8-0		1-1-0				OVERALL				10-2-0				6-0-0				4-0-0			
15-2-0		3-2-0		1-0-0				HOME				5-0-0				4-0-0				2-0-0			
2-8-0		0-6-0		0-0-0				AWAY				2-2-0				0-0-0				0-0-0			
7-1-0		0-0-0		0-1-0				NEUTRAL				3-0-0				2-0-0				2-0-0			
21-3-0		0-0-0		1-1-0				NON-CONFERENCE				10-2-0				6-0-0				4-0-0			
12-0-0		0-0-0		1-0-0				HOME				5-0-0				4-0-0				2-0-0			
2-2-0		0-0-0		0-0-				AWAY				2-2-0				0-0-0				0-0-0			
7-1-0		0-0-0		0-1-0				NEUTRAL				3-0-0				2-0-0				2-0-0			
3-8-0		3-8-0		0-0-0				CONFERENCE				0-0-0				0-0-0				0-0-0			
3-2-0		3-2-0		0-0-0				HOME				0-0-0				0-0-0				0-0-0			
0-6-0		0-6-0		0-0-0				AWAY				0-0-0				0-0-0				0-0-0			
0-0-0		0-0-0		0-0-0				NEUTRAL				0-0-0				0-0-0				0-0-0			
RPI	S	Opponent		Score		RPI	S	Opponent		Score		RPI	S	Opponent		Score		RPI	S	Opponent		Score	
7	A	Florida		0	6	31	N	Minnesota		1	2	69	N	North Dakota St.		2	0	102	N	Bradley		11	6
7	A	Florida		2	3	42	H	Louisville		8	0	73	H	Southeast Mo. St.		4	2	104	H	Indiana		15	2
7	A	Florida		0	4							73	H	Southeast Mo. St.		11	2	107	N	Duke		5	1
13	H	LSU		4	1							74	H	Ohio		11	1	128	H	Middle Tenn.		12	1
13	H	LSU		2	0							74	H	Ohio		5	3	128	H	Middle Tenn.		10	1
14	A	Auburn		1	3							83	N	Cal St. Fullerton		10	2	131	H	SIUE		4	1
14	A	Auburn		4	6							83	N	Cal St. Fullerton		11	0	173	N	Purdue		5	3
14	A	Auburn		0	1							94	A	San Diego St.		5	0	174	H	Northern Ill.		8	4
18	H	Alabama		11	6							96	H	Eastern Ky.		10	0	204	N	Harvard		9	3
18	H	Alabama		0	9							97	A	New Mexico St.		10	2	206	H	Dayton		4	1
18	H	Alabama		3	9							97	A	New Mexico St.		9	12						
												97	A	New Mexico St.		6	10						
LAST 10 GAMES																							
128	H	Middle Tenn.		12	1	18	H	Alabama		11	6												
128	H	Middle Tenn.		10	1	18	H	Alabama		0	9												
42	H	Louisville		8	0	14	A	Auburn		4	6												
96	H	Eastern Ky.		10	0	14	A	Auburn		0	1												
18	H	Alabama		3	9	14	A	Auburn		1	3												

Non-Div. I Games:

Kentucky

Average RPI Win:		121	WON-LOST RECORD		WINNING PCT. RANK	LAST 10 GAMES	STRENGTH OF SCHEDULE		OPP. STRENGTH OF SCHEDULE	TEAM RPI	ADJ RPI	CONF. RPI	ADJ CONF. RPI								
DIV. I ONLY			29-8-0		.78378	17	7-3-0		32	23	18	.62752	21	1	1						
DIV. I NON-CONF.			23-2-0		.92	7	1-0-0		148	123	24	.61133	29	1	2						
TOTALS		RPI 1-25		RPI 26-50		W-L RECORDS		RPI 51-100		RPI 101-150		RPI 150+									
29-8-0		6-6-0		1-1-0		OVERALL		3-1-0		8-0-0		11-0-0									
19-1-0		5-1-0		0-0-0		HOME		2-0-0		6-0-0		6-0-0									
1-6-0		1-5-0		0-1-0		AWAY		0-0-0		0-0-0		0-0-0									
9-1-0		0-0-0		1-0-0		NEUTRAL		1-1-0		2-0-0		5-0-0									
23-2-0		0-0-0		1-1-0		NON-CONFERENCE		3-1-0		8-0-0		11-0-0									
14-0-0		0-0-0		0-0-0		HOME		2-0-0		6-0-0		6-0-0									
0-1-0		0-0-0		0-0-		AWAY		0-0-0		0-0-0		0-0-0									
9-1-0		0-0-0		1-0-0		NEUTRAL		1-1-0		2-0-0		5-0-0									
6-6-0		6-6-0		0-0-0		CONFERENCE		0-0-0		0-0-0		0-0-0									
5-1-0		5-1-0		0-0-0		HOME		0-0-0		0-0-0		0-0-0									
1-5-0		1-5-0		0-0-0		AWAY		0-0-0		0-0-0		0-0-0									
0-0-0		0-0-0		0-0-0		NEUTRAL		0-0-0		0-0-0		0-0-0									
RPI	S	Opponent		Score		RPI	S	Opponent		Score		RPI	S	Opponent		Score					
5	A	Georgia		0	1	29	A	Wichita St.		0	1	56	N	McNeese		5	6				
5	A	Georgia		0	8	37	N	Utah		4	2	59	H	Iowa St.		8	3				
5	A	Georgia		4	5							85	H	Missouri St.		9	0				
9	A	South Carolina		4	0							95	N	Loyola Marymount		6	5				
9	A	South Carolina		1	2																
9	A	South Carolina		2	6																
19	H	Mississippi St.		6	0																
19	H	Mississippi St.		8	2																
19	H	Mississippi St.		3	2																
23	H	Missouri		0	3																
23	H	Missouri		3	1																
23	H	Missouri		10	7																
						LAST 10 GAMES															
9 A South Carolina						4	0	19 H Mississippi St.						3	2						
9 A South Carolina						2	6	23 H Missouri						10	7						
9 A South Carolina						1	2	23 H Missouri						0	3						
19 H Mississippi St.						8	2	23 H Missouri						3	1						
19 H Mississippi St.						6	0	103 H UT Arlington						10	6						

Non-Div. I Games:

Arkansas

[illegible]

**Non-Div. I Games:**

Hofstra

Average RPI Win:		90	WON-LOST RECORD		WINNING PCT. RANK		LAST 10 GAMES		STRENGTH OF SCHEDULE		OPP. STRENGTH OF SCHEDULE		TEAM RPI		ADJ RPI		CONF. RPI		ADJ CONF. RPI				
DIV. I ONLY			21-21-0		.5 141		4-6-0		2		18		25		.6202 23		1		1				
DIV. I NON-CONF.			17-10-0		.62963 76		1-0-0		4		51		30		.61212 26		1		2				
TOTALS		RPI 1-25		RPI 26-50		W-L RECORDS		RPI 51-100		RPI 101-150		RPI 150+											
21-21-0		4-15-0		6-2-0		OVERALL		2-4-0		4-0-0		5-0-0											
8-4-0		2-4-0		2-0-0		HOME		0-0-0		2-0-0		2-0-0											
3-8-0		2-7-0		0-0-0		AWAY		1-1-0		0-0-0		0-0-0											
10-9-0		0-4-0		4-2-0		NEUTRAL		1-3-0		2-0-0		3-0-0											
17-10-0		0-4-0		6-2-0		NON-CONFERENCE		2-4-0		4-0-0		5-0-0											
6-0-0		0-0-0		2-0-0		HOME		0-0-0		2-0-0		2-0-0											
1-1-0		0-0-0		0-0-		AWAY		1-1-0		0-0-0		0-0-0											
10-9-0		0-4-0		4-2-0		NEUTRAL		1-3-0		2-0-0		3-0-0											
4-11-0		4-11-0		0-0-0		CONFERENCE		0-0-0		0-0-0		0-0-0											
2-4-0		2-4-0		0-0-0		HOME		0-0-0		0-0-0		0-0-0											
2-7-0		2-7-0		0-0-0		AWAY		0-0-0		0-0-0		0-0-0											
0-0-0		0-0-0		0-0-0		NEUTRAL		0-0-0		0-0-0		0-0-0											
RPI	S	Opponent		Score		RPI	S	Opponent		Score		RPI	S	Opponent		Score		RPI	S	Opponent		Score	
2	N	Oregon		2	14	30	N	Oklahoma St.		2	3	55	N	Illinois		6	9	105	N	Fla. Atlantic		7	2
4	N	UCLA		0	4	30	N	Oklahoma St.		3	6	55	N	Illinois		2	5	126	H	Creighton		11	3
5	A	Georgia		2	7	39	N	South Fla.		10	5	64	N	North Carolina		9	0	126	H	Creighton		8	0
5	A	Georgia		5	1	39	N	South Fla.		4	3	73	A	Southeast Mo. St.		10	2	129	N	CSUN		19	10
5	A	Georgia		6	8	41	H	Drake		4	3	73	A	Southeast Mo. St.		2	8	151	H	Southeastern La.		8	0
10	A	Tennessee		3	11	41	H	Drake		10	3	91	N	Marshall		2	8	151	H	Southeastern La.		6	4
10	A	Tennessee		4	7	44	N	Wisconsin		7	3					211	N	UTEP		3	0		
10	A	Tennessee		0	7	46	N	BYU		8	6					219	N	Bethune-Cookman		8	0		
11	N	Arizona		4	9									224	N	UMass Lowell		9	4				
13	H	LSU		5	4																		
13	H	LSU		2	9																		
13	H	LSU		1	2																		
17	N	Oregon St.		1	3																		
19	H	Mississippi St.		3	6																		
19	H	Mississippi St.		7	3																		
19	H	Mississippi St.		0	4																		
21	A	Arkansas		3	0																		
21	A	Arkansas		1	3																		
21	A	Arkansas		7	10																		

L  
o  
u  
i  
s  
i  
a  
n  
a

Louisiana



Average RPI Win: 111		WON-LOST RECORD		WINNING PCT. RANK		LAST 10 GAMES		STRENGTH OF SCHEDULE		OPP. STRENGTH OF SCHEDULE		TEAM RPI		ADJ RPI		CONF. RPI		ADJ CONF. RPI	
DIV. I ONLY		29-8-0		.78378 17		9-1-0		52		25		23		.61586 25		6		7	
DIV. I NON-CONF.		18-8-0		.69231 45		1-1-0		62		26		33		.59059 35		7		7	
TOTALS		RPI 1-25		RPI 26-50		W-L RECORDS		RPI 51-100		RPI 101-150		RPI 150+							
29-8-0		1-4-0		1-2-0		OVERALL		15-2-0		3-0-0		9-0-0							
14-3-0		0-2-0		0-0-0		HOME		10-1-0		0-0-0		4-0-0							
5-3-0		1-2-0		0-1-0		AWAY		2-0-0		2-0-0		0-0-0							
10-2-0		0-0-0		1-1-0		NEUTRAL		3-1-0		1-0-0		5-0-0							
18-8-0		1-4-0		1-2-0		NON-CONFERENCE		4-2-0		3-0-0		9-0-0							
5-3-0		0-2-0		0-0-0		HOME		1-1-0		0-0-0		4-0-0							
3-3-0		1-2-0		0-0-		AWAY		0-0-0		2-0-0		0-0-0							
10-2-0		0-0-0		1-1-0		NEUTRAL		3-1-0		1-0-0		5-0-0							
11-0-0		0-0-0		0-0-0		CONFERENCE		11-0-0		0-0-0		0-0-0							
9-0-0		0-0-0		0-0-0		HOME		9-0-0		0-0-0		0-0-0							
2-0-0		0-0-0		0-0-0		AWAY		2-0-0		0-0-0		0-0-0							
0-0-0		0-0-0		0-0-0		NEUTRAL		0-0-0		0-0-0		0-0-0							
RPI	S	Opponent	Score		RPI	S	Opponent	Score		RPI	S	Opponent	Score		RPI	S	Opponent	Score	
3	A	Arizona St.	3	4	33	A	Texas	0	3	51	N	Tulsa	6	1	105	A	Fla. Atlantic	9	4
8	H	Florida St.	0	8	37	N	Utah	6	1	54	H	South Ala.	4	1	136	N	San Diego	2	1
8	H	Florida St.	2	4	37	N	Utah	0	1	54	H	South Ala.	9	6	148	A	UTSA	7	1
12	A	Texas A&M	3	6						54	H	South Ala.	1	0	153	H	Sam Houston St.	3	0
15	A	Baylor	5	2						58	A	Georgia St.	2	0	153	H	Sam Houston St.	3	2
										58	A	Georgia St.	5	4	154	N	Dartmouth	3	0
										63	H	Ga. Southern	3	0	181	H	Incarinate Word	6	3
										63	H	Ga. Southern	5	4	202	N	North Dakota	11	2
										63	H	Ga. Southern	6	1	202	N	North Dakota	11	3
										76	N	Louisiana Tech	0	2	215	N	Columbia	10	3
										76	N	Louisiana Tech	6	2	215	N	Columbia	6	2
										80	H	Boston College	3	4	241	H	Houston Baptist	5	3
										89	H	Lamar University	6	2					
										90	N	Illinois St.	2	1					
										100	H	Coastal Caro.	1	0					
										100	H	Coastal Caro.	7	4					
										100	H	Coastal Caro.	10	0					
					LAST 10 GAMES														
					54 H South Ala.					63 H Ga. Southern					6				
					54 H South Ala.					63 H Ga. Southern					5				
					54 H South Ala.					33 A Texas					0				
					89 H Lamar University					100 H Coastal Caro.					10				
					63 H Ga. Southern					100 H Coastal Caro.					1				

Non-Div. I Games:

Texas St.

Average RPI Win: 99		WON-LOST RECORD		WINNING PCT. RANK		LAST 10 GAMES		STRENGTH OF SCHEDULE		OPP. STRENGTH OF SCHEDULE		TEAM RPI		ADJ RPI		CONF. RPI		ADJ CONF. RPI	
DIV. I ONLY		27-13-0		.675 46		6-4-0		38		24		29		.60526 26		5		5	
DIV. I NON-CONF.		22-9-0		.70968 41		1-0-0		12		19		19		.62645 20		5		5	
TOTALS		RPI 1-25		RPI 26-50		W-L RECORDS		RPI 51-100		RPI 101-150		RPI 150+							
27-13-0		1-5-0		4-4-0		OVERALL		11-1-0		7-3-0		4-0-0							
7-3-0		0-0-0		1-2-0		HOME		2-0-0		3-1-0		1-0-0							
7-4-0		0-1-0		1-2-0		AWAY		4-0-0		2-1-0		0-0-0							
13-6-0		1-4-0		2-0-0		NEUTRAL		5-1-0		2-1-0		3-0-0							
22-9-0		1-5-0		3-2-0		NON-CONFERENCE		11-1-0		3-1-0		4-0-0							
5-2-0		0-0-0		1-2-0		HOME		2-0-0		1-0-0		1-0-0							
4-1-0		0-1-0		0-0-		AWAY		4-0-0		0-0-0		0-0-0							
13-6-0		1-4-0		2-0-0		NEUTRAL		5-1-0		2-1-0		3-0-0							
5-4-0		0-0-0		1-2-0		CONFERENCE		0-0-0		4-2-0		0-0-0							
2-1-0		0-0-0		0-0-0		HOME		0-0-0		2-1-0		0-0-0							
3-3-0		0-0-0		1-2-0		AWAY		0-0-0		2-1-0		0-0-0							
0-0-0		0-0-0		0-0-0		NEUTRAL		0-0-0		0-0-0		0-0-0							
RPI	S	Opponent		Score		RPI	S	Opponent		Score		RPI	S	Opponent		Score			
1	N	Washing ton		2	4	29	H	Wi chi ta St.		2	6	51	N	Tul sa		3	2		
3	A	Arizona St.		4	6	29	H	Wi chi ta St.		0	8	75	A	Kansas		5	1		
4	N	UCLA		0	5	29	H	Wi chi ta St.		3	1	77	N	DePaul		1	0		
6	N	Okl ahome		0	8	37	N	Utah		5	0	80	N	Boston Col lege		2	1		
12	N	Texas A&M		6	3	45	A	Northwestern		5	9	80	N	Boston Col lege		0	3		
19	N	Missi ssi ppi St.		0	9	45	A	Northwestern		3	8	83	A	Cal St. Fullerton		7	1		
						45	A	Northwestern		6	2	88	H	South Dakota St.		8	2		
						46	N	BYU		5	4	88	H	South Dakota St.		12	3		
												92	N	UNI		6	3		
												94	N	San Di ego St.		5	3		
												99	A	Georgi a Tech		6	5		
												99	A	Georgi a Tech		7	3		

Non-Div. I Games:

Nebraska

Average RPI Win: 88		WON-LOST	WINNING	LAST 10	STRENGTH OF		OPP. STRENGTH	TEAM	ADJ	CONF.	ADJ CONF.
Average RPI Loss: 75		RECORD	PCT. RANK	GAMES	SCHEDULE		OF SCHEDULE	RPI	RPI	RPI	RPI
DIV. I ONLY		24-8-0	.75	23	5-5-0		78	17	27	.60513	27
DIV. I NON-CONF.		19-4-0	.82609	19	0-1-0		35	8	13	.63891	15
TOTALS		RPI 1-25	RPI 26-50		W-L RECORDS		RPI 51-100		RPI 101-150		RPI 150+
24-8-0		0-2-0	8-1-0		OVERALL		6-1-0		8-3-0		2-1-0
2-1-0		0-0-0	2-1-0		HOME		0-0-0		0-0-0		0-0-0
11-4-0		0-0-0	1-0-0		AWAY		5-1-0		5-3-0		0-0-0
11-3-0		0-2-0	5-0-0		NEUTRAL		1-0-0		3-0-0		2-1-0
19-4-0		0-2-0	6-0-0		NON-CONFERENCE		6-1-0		5-0-0		2-1-0
0-0-0		0-0-0	0-0-0		HOME		0-0-0		0-0-0		0-0-0
8-1-0		0-0-0	1-0-		AWAY		5-1-0		2-0-0		0-0-0
11-3-0		0-2-0	5-0-0		NEUTRAL		1-0-0		3-0-0		2-1-0
5-4-0		0-0-0	2-1-0		CONFERENCE		0-0-0		3-3-0		0-0-0
2-1-0		0-0-0	2-1-0		HOME		0-0-0		0-0-0		0-0-0
3-3-0		0-0-0	0-0-0		AWAY		0-0-0		3-3-0		0-0-0
0-0-0		0-0-0	0-0-0		NEUTRAL		0-0-0		0-0-0		0-0-0
RPI S	Opponent	Score	RPI S	Opponent	Score	RPI S	Opponent	Score	RPI S	Opponent	Score
4 N	UCLA	0 11	29 N	Wichita St.	9 0	78 A	NC State	4 5	104 A	Indiana	0 6
6 N	Oklahoma	0 5	29 N	Wichita St.	4 3	78 A	NC State	5 4	104 A	Indiana	1 4
			33 A	Texas	8 5	83 A	Cal St. Fullerton	3 1	104 A	Indiana	3 9
			42 N	Louisville	4 0	83 A	Cal St. Fullerton	6 2	105 A	Fla. Atlantic	10 1
			42 N	Louisville	6 5	94 N	San Diego St.	7 0	107 N	Duke	5 2
			43 N	San Jose St.	6 3	95 A	Loyola Marymount	7 0	116 A	Rutgers	6 2
			44 H	Wisconsin	1 3	95 A	Loyola Marymount	2 1	116 A	Rutgers	12 3
			44 H	Wisconsin	7 0				116 A	Rutgers	10 3
			44 H	Wisconsin	9 7				117 N	Boston U.	3 2
									129 A	CSUN	5 1
									129 N	CSUN	4 2
									157 N	Grand Canyon	6 7
									174 N	Northern Ill.	9 1
									174 N	Northern Ill.	10 2
			LAST 10 GAMES								
			116 A	Rutgers	10 3	44 H	Wisconsin	9 7			
			116 A	Rutgers	6 2	104 A	Indiana	1 4			
			116 A	Rutgers	12 3	104 A	Indiana	3 9			
			44 H	Wisconsin	7 0	104 A	Indiana	0 6			
			44 H	Wisconsin	1 3	6 N	Oklahoma	0 5			

Non-Div. I Games:

Ohio St.

Average RPI Win:		133	WON-LOST		WINNING		LAST 10		STRENGTH OF		OPP. STRENGTH		TEAM		ADJ		CONF.		ADJ CONF.				
Average RPI Loss:		45	RECORD		PCT. RANK		GAMES		SCHEDULE		OF SCHEDULE		RPI		RPI		RPI		RPI				
DIV. I ONLY			31-7-0		.81579		13		9-1-0		138		36		32		.60481		28				
DIV. I NON-CONF.			24-6-0		.8		20		2-0-0		66		27		23		.62537		22				
TOTALS		RPI 1-25		RPI 26-50		W-L RECORDS		RPI 51-100		RPI 101-150		RPI 150+											
31-7-0		3-2-0		3-3-0		OVERALL		5-1-0		7-1-0		13-0-0											
5-0-0		0-0-0		0-0-0		HOME		0-0-0		1-0-0		4-0-0											
8-4-0		1-1-0		1-2-0		AWAY		1-1-0		1-0-0		4-0-0											
18-3-0		2-1-0		2-1-0		NEUTRAL		4-0-0		5-1-0		5-0-0											
24-6-0		3-2-0		3-3-0		NON-CONFERENCE		4-0-0		7-1-0		7-0-0											
2-0-0		0-0-0		0-0-0		HOME		0-0-0		1-0-0		1-0-0											
4-3-0		1-1-0		1-0-		AWAY		0-0-0		1-0-0		1-0-0											
18-3-0		2-1-0		2-1-0		NEUTRAL		4-0-0		5-1-0		5-0-0											
7-1-0		0-0-0		0-0-0		CONFERENCE		1-1-0		0-0-0		6-0-0											
3-0-0		0-0-0		0-0-0		HOME		0-0-0		0-0-0		3-0-0											
4-1-0		0-0-0		0-0-0		AWAY		1-1-0		0-0-0		3-0-0											
0-0-0		0-0-0		0-0-0		NEUTRAL		0-0-0		0-0-0		0-0-0											
RPI	S	Opponent		Score		RPI	S	Opponent		Score		RPI	S	Opponent		Score							
7	N	Florida		0	2	29	N	Wichi ta St.		11	0	105	A	Fla. Atlantic		7	1						
8	A	Florida St.		1	0	33	A	Texas		0	3	108	N	Cal Poly		11	3						
8	A	Florida St.		0	2	33	A	Texas		4	0	120	H	Central Mich.		5	0						
15	N	Bayl or		6	3	36	N	Notre Dame		6	0	133	N	Ball St.		3	2						
24	N	Loui si ana		3	1	36	N	Notre Dame		3	4	138	N	Virginia Tech		2	0						
						39	A	South Fla.		2	3	138	N	Virginia Tech		0	1						
												147	N	UAB		7	0						
												149	N	Stony Brook		7	0						
												159	N	Charlotte		5	0						
												173	H	Purdue		6	0						
												173	H	Purdue		11	1						
												173	H	Purdue		4	0						
												201	A	Miami (OH)		7	0						
												205	N	Florida A&M		6	2						
												206	N	Dayton		7	0						
												223	N	Fort Wayne		7	0						
												229	H	Detroit Mercy		15	0						
												230	A	Penn St.		11	1						
												230	A	Penn St.		14	2						
												230	A	Penn St.		3	0						
												272	N	Robert Morris		14	0						
LAST 10 GAMES						LAST 10 GAMES						LAST 10 GAMES											
230 A Penn St.						11	1	173 H Purdue						4	0	229 H Detroit Mercy						15	0
230 A Penn St.						3	0	57 A Iowa						4	1	57 A Iowa						3	4
230 A Penn St.						14	2	57 A Iowa						3	4	120 H Central Mich.						5	0
173 H Purdue						6	0																
173 H Purdue						11	1																

Average RPI Win:	107	WON-LOST RECORD	WINNING PCT. RANK	LAST 10 GAMES	STRENGTH OF SCHEDULE	OPP. STRENGTH OF SCHEDULE	TEAM RPI	ADJ RPI	CONF. RPI	ADJ CONF. RPI				
DIV. I ONLY		22-14-0	.61111	79	6-4-0	15	57	28	.60442	29	4	4		
DIV. I NON-CONF.		17-10-0	.62963	76	1-0-0	3	46	26	.61389	25	4	4		
<hr/>														
TOTALS	RPI 1-25	RPI 26-50		W-L RECORDS		RPI 51-100		RPI 101-150		RPI 150+				
22-14-0	1-3-0	4-4-0		OVERALL		6-6-0		6-1-0		5-0-0				
7-4-0	1-0-0	0-0-0		HOME		4-4-0		0-0-0		2-0-0				
9-3-0	0-1-0	4-1-0		AWAY		0-0-0		4-1-0		1-0-0				
6-7-0	0-2-0	0-3-0		NEUTRAL		2-2-0		2-0-0		2-0-0				
17-10-0	1-3-0	4-4-0		NON-CONFERENCE		4-2-0		3-1-0		5-0-0				
5-0-0	1-0-0	0-0-0		HOME		2-0-0		0-0-0		2-0-0				
6-3-0	0-1-0	4-0-		AWAY		0-0-0		1-1-0		1-0-0				
6-7-0	0-2-0	0-3-0		NEUTRAL		2-2-0		2-0-0		2-0-0				
5-4-0	0-0-0	0-0-0		CONFERENCE		2-4-0		3-0-0		0-0-0				
2-4-0	0-0-0	0-0-0		HOME		2-4-0		0-0-0		0-0-0				
3-0-0	0-0-0	0-0-0		AWAY		0-0-0		3-0-0		0-0-0				
0-0-0	0-0-0	0-0-0		NEUTRAL		0-0-0		0-0-0		0-0-0				
RPI	S	Opponent	Score		RPI	S	Opponent	Score		RPI	S	Opponent	Score	
1	N	Washi ngton	0	8	26	A	Nebraska	8	0	126	A	Creighton	9	1
1	N	Washi ngton	0	7	26	A	Nebraska	6	2	126	A	Creighton	11	12
14	A	Auburn	0	2	26	A	Nebraska	1	3	51	H	Tul sa	14	5
21	H	Arkansas	1	0	27	N	Ohio St.	3	4	57	N	Iowa	12	5
					27	N	Ohio St.	0	9	57	N	Iowa	2	3
					28	N	Mi chi gan	0	11	62	N	Furman	7	8
					30	A	Okl ahoma St.	5	3	66	H	Memphi s	2	3
					33	A	Texas	7	5	66	H	Memphi s	11	1
										66	H	Memphi s	7	10
										85	H	Mi ssouri St.	3	1
										85	H	Mi ssouri St.	7	6
										91	N	Marshall	5	2

**Non-Div. I Games:**

Wi chi ta St.

Average RPI Win: 107		WON-LOST RECORD		WINNING PCT. RANK		LAST 10 GAMES		STRENGTH OF SCHEDULE		OPP. STRENGTH OF SCHEDULE		TEAM RPI		ADJ RPI		CONF. RPI		ADJ CONF. RPI	
DIV. I ONLY		28-11-0		.71795 32		6-4-0		64		12		30		.60419 30		3		3	
DIV. I NON-CONF.		21-9-0		.7 42		0-2-0		85		3		34		.59659 32		3		3	
TOTALS		RPI 1-25		RPI 26-50		W-L RECORDS		RPI 51-100		RPI 101-150		RPI 150+							
28-11-0		3-5-0		5-2-0		OVERALL		6-3-0		5-1-0		9-0-0							
8-3-0		0-0-0		0-1-0		HOME		3-2-0		1-0-0		4-0-0							
6-2-0		0-0-0		2-1-0		AWAY		3-1-0		1-0-0		0-0-0							
14-6-0		3-5-0		3-0-0		NEUTRAL		0-0-0		3-1-0		5-0-0							
21-9-0		3-5-0		3-1-0		NON-CONFERENCE		1-2-0		5-1-0		9-0-0							
6-2-0		0-0-0		0-1-0		HOME		1-1-0		1-0-0		4-0-0							
1-1-0		0-0-0		0-0-		AWAY		0-1-0		1-0-0		0-0-0							
14-6-0		3-5-0		3-0-0		NEUTRAL		0-0-0		3-1-0		5-0-0							
7-2-0		0-0-0		2-1-0		CONFERENCE		5-1-0		0-0-0		0-0-0							
2-1-0		0-0-0		0-0-0		HOME		2-1-0		0-0-0		0-0-0							
5-1-0		0-0-0		2-1-0		AWAY		3-0-0		0-0-0		0-0-0							
0-0-0		0-0-0		0-0-0		NEUTRAL		0-0-0		0-0-0		0-0-0							
RPI	S	Opponent	Score		RPI	S	Opponent	Score		RPI	S	Opponent	Score		RPI	S	Opponent	Score	
2	N	Oregon	1	4	29	H	Wichita St.	3	5	51	A	Tulsa	0	2	105	N	Fla. Atlantic	5	3
10	N	Tennessee	1	5	39	N	South Fla.	9	5	51	H	Tulsa	4	7	110	H	Saint Francis (PA)	9	3
11	N	Arizona	9	4	41	N	Drake	2	0	59	H	Iowa St.	7	2	110	N	Saint Francis (PA)	7	1
17	N	Oregon St.	2	4	44	N	Wisconsin	3	2	59	H	Iowa St.	8	1	134	N	UConn	8	0
17	N	Oregon St.	2	8	47	A	Texas Tech	10	4	59	H	Iowa St.	4	5	141	N	UC Davis	1	3
19	N	Mississippi St.	4	9	47	A	Texas Tech	4	1	75	A	Kansas	7	0	144	A	Central Ark.	10	1
23	N	Missouri	6	3	47	A	Texas Tech	3	4	75	A	Kansas	2	1	152	N	Western Mich.	21	5
23	N	Missouri	3	2						75	A	Kansas	9	3	166	H	Maine	19	1
										90	H	Illinois St.	9	1	166	H	Maine	8	0
															173	N	Purdue	7	0
															199	N	Oakland	7	2
															200	N	New Mexico	13	1
															210	H	Omaha	8	0
															210	H	Omaha	16	3
															213	N	Pacific	11	1
					LAST 10 GAMES														
					75 A Kansas					47 A Texas Tech					3 4				
					75 A Kansas					47 A Texas Tech					4 1				
					75 A Kansas					29 H Wichita St.					3 5				
					51 H Tulsa					59 H Iowa St.					4 5				
					47 A Texas Tech					59 H Iowa St.					7 2				

Non-Div. I Games:

Oklahoma St.

Average RPI Win:		106	WON-LOST RECORD		WINNING PCT. RANK		LAST 10 GAMES		STRENGTH OF SCHEDULE		OPP. STRENGTH OF SCHEDULE		TEAM RPI		ADJ RPI		CONF. RPI		ADJ CONF. RPI	
DIV. I ONLY		21-14-0		.6	82	6-4-0		19		29		31		.60004		31	5		5	
DIV. I NON-CONF.		17-11-0		.60714	90	2-1-0		8		9		31		.60495		30	5		5	
TOTALS		RPI 1-25		RPI 26-50		W-L RECORDS		RPI 51-100		RPI 101-150		RPI 150+								
21-14-0		3-7-0		1-4-0		OVERALL		7-2-0		5-1-0		5-0-0								
2-0-0		0-0-0		0-0-0		HOME		2-0-0		0-0-0		0-0-0								
7-10-0		1-5-0		1-2-0		AWAY		2-2-0		2-1-0		1-0-0								
12-4-0		2-2-0		0-2-0		NEUTRAL		3-0-0		3-0-0		4-0-0								
17-11-0		3-7-0		0-2-0		NON-CONFERENCE		5-2-0		4-0-0		5-0-0								
0-0-0		0-0-0		0-0-0		HOME		0-0-0		0-0-0		0-0-0								
5-7-0		1-5-0		0-0-		AWAY		2-2-0		1-0-0		1-0-0								
12-4-0		2-2-0		0-2-0		NEUTRAL		3-0-0		3-0-0		4-0-0								
4-3-0		0-0-0		1-2-0		CONFERENCE		2-0-0		1-1-0		0-0-0								
2-0-0		0-0-0		0-0-0		HOME		2-0-0		0-0-0		0-0-0								
2-3-0		0-0-0		1-2-0		AWAY		0-0-0		1-1-0		0-0-0								
0-0-0		0-0-0		0-0-0		NEUTRAL		0-0-0		0-0-0		0-0-0								
RPI	S	Opponent		Score		RPI	S	Opponent		Score		RPI	S	Opponent		Score				
3	A	Arizona St.		1	9	36	N	Notre Dame		0	3	54	N	South Ala.		13	3			
3	A	Arizona St.		0	4	36	N	Notre Dame		5	6	55	H	Illinois		6	0			
3	A	Arizona St.		0	6	45	A	Northwestern		10	11	55	H	Illinois		6	0			
4	N	UCLA		4	12	45	A	Northwestern		8	0	69	N	North Dakota St.		4	0			
8	A	Florida St.		2	3	45	A	Northwestern		2	3	79	N	Colorado St.		5	3			
8	A	Florida St.		3	9							94	A	San Diego St.		2	6			
11	A	Arizona		1	0							97	A	New Mexico St.		7	0			
16	N	Long Beach St.		0	1							97	A	New Mexico St.		15	5			
17	N	Oregon St.		4	1							97	A	New Mexico St.		0	3			
20	N	Kentucky		2	1															
						LAST 10 GAMES														
						112 A Michigan St.						45 A Northwestern								
						112 A Michigan St.						45 A Northwestern								
						55 H Illinois						97 A New Mexico St.								
						55 H Illinois						97 A New Mexico St.								
						45 A Northwestern						97 A New Mexico St.								

Non-Div. I Games:

Minnesota

Average RPI Win: 118		WON-LOST RECORD		WINNING PCT. RANK		LAST 10 GAMES		STRENGTH OF SCHEDULE		OPP. STRENGTH OF SCHEDULE		TEAM RPI		ADJ RPI		CONF. RPI		ADJ CONF. RPI	
DIV. I ONLY		19-16-0		.54286 116		4-6-0		3		27		26		.59953 32		1		1	
DIV. I NON-CONF.		15-5-0		.75 31		1-0-0		95		134		39		.58357 40		1		2	
TOTALS		RPI 1-25		RPI 26-50		W-L RECORDS		RPI 51-100		RPI 101-150		RPI 150+							
19-16-0		5-11-0		1-1-0		OVERALL		1-3-0		4-0-0		8-1-0							
7-6-0		2-4-0		0-0-0		HOME		0-1-0		2-0-0		3-1-0							
4-8-0		2-7-0		0-0-0		AWAY		0-1-0		0-0-0		2-0-0							
8-2-0		1-0-0		1-1-0		NEUTRAL		1-1-0		2-0-0		3-0-0							
15-5-0		1-0-0		1-1-0		NON-CONFERENCE		1-3-0		4-0-0		8-1-0							
5-2-0		0-0-0		0-0-0		HOME		0-1-0		2-0-0		3-1-0							
2-1-0		0-0-0		0-0-		AWAY		0-1-0		0-0-0		2-0-0							
8-2-0		1-0-0		1-1-0		NEUTRAL		1-1-0		2-0-0		3-0-0							
4-11-0		4-11-0		0-0-0		CONFERENCE		0-0-0		0-0-0		0-0-0							
2-4-0		2-4-0		0-0-0		HOME		0-0-0		0-0-0		0-0-0							
2-7-0		2-7-0		0-0-0		AWAY		0-0-0		0-0-0		0-0-0							
0-0-0		0-0-0		0-0-0		NEUTRAL		0-0-0		0-0-0		0-0-0							
RPI	S	Opponent		Score		RPI	S	Opponent		Score		RPI	S	Opponent		Score			
2	N	Oregon		1	0	33	N	Texas		8	2	52	N	Lipscomb		0	3		
9	H	South Carolina		3	7	50	N	Houston		0	6	66	A	Memphis		3	9		
9	H	South Carolina		2	5							80	H	Boston College		2	8		
9	H	South Carolina		1	0							89	N	Lamar University		4	2		
12	A	Texas A&M		6	8							116	N	Rutgers		9	1		
12	A	Texas A&M		0	7							131	H	SIUE		6	1		
12	A	Texas A&M		0	2							131	H	SIUE		1	0		
13	A	LSU		0	1							138	N	Virginia Tech		5	1		
13	A	LSU		3	1							151	A	Southeastern La.		8	0		
13	A	LSU		1	2							168	A	Southern Miss.		5	1		
14	H	Auburn		1	3							168	H	Southern Miss.		2	5		
14	H	Auburn		1	5							180	H	Chattanooga		10	2		
14	H	Auburn		3	2							185	H	Saint Louis		3	1		
18	A	Alabama		2	3							205	N	Florida A&M		6	0		
18	A	Alabama		10	3							209	N	Murray St.		4	2		
18	A	Alabama		1	13							217	H	UT Martin		10	2		
												227	N	Tennessee Tech		12	2		
LAST 10 GAMES																			
						13	A	LSU		3	1	14	H	Auburn		1	5		
						13	A	LSU		0	1	14	H	Auburn		1	3		
						13	A	LSU		1	2	18	A	Alabama		2	3		
						168	A	Southern Miss.		5	1	18	A	Alabama		10	3		
						14	H	Auburn		3	2	18	A	Alabama		1	13		

Non-Div. I Games:

Ole Miss



Average RPI Win: 110		WON-LOST RECORD		WINNING PCT. RANK		LAST 10 GAMES		STRENGTH OF SCHEDULE		OPP. STRENGTH OF SCHEDULE		TEAM RPI		ADJ RPI		CONF. RPI		ADJ CONF. RPI	
DIV. I ONLY		23-14-0		.62162 73		9-1-0		31		21		33		.59621 33		3		3	
DIV. I NON-CONF.		17-14-0		.54839 119		4-1-0		17		10		44		.57867 43		3		3	
TOTALS		RPI 1-25		RPI 26-50		W-L RECORDS		RPI 51-100		RPI 101-150		RPI 150+							
23-14-0		2-5-0		3-6-0		OVERALL		8-2-0		5-0-0		5-1-0							
14-8-0		2-3-0		2-4-0		HOME		3-1-0		2-0-0		5-0-0							
6-2-0		0-1-0		0-1-0		AWAY		5-0-0		1-0-0		0-0-0							
3-4-0		0-1-0		1-1-0		NEUTRAL		0-1-0		2-0-0		0-1-0							
17-14-0		2-5-0		3-6-0		NON-CONFERENCE		2-2-0		5-0-0		5-1-0							
11-8-0		2-3-0		2-4-0		HOME		0-1-0		2-0-0		5-0-0							
3-2-0		0-1-0		0-0-		AWAY		2-0-0		1-0-0		0-0-0							
3-4-0		0-1-0		1-1-0		NEUTRAL		0-1-0		2-0-0		0-1-0							
6-0-0		0-0-0		0-0-0		CONFERENCE		6-0-0		0-0-0		0-0-0							
3-0-0		0-0-0		0-0-0		HOME		3-0-0		0-0-0		0-0-0							
3-0-0		0-0-0		0-0-0		AWAY		3-0-0		0-0-0		0-0-0							
0-0-0		0-0-0		0-0-0		NEUTRAL		0-0-0		0-0-0		0-0-0							
RPI	S	Opponent	Score		RPI	S	Opponent	Score		RPI	S	Opponent	Score		RPI	S	Opponent	Score	
1	H	Washington	1	2	27	H	Ohio St.	5	8	59	A	Iowa St.	11	4	116	N	Rutgers	2	0
2	N	Oregon	0	8	28	H	Michigan	0	4	59	A	Iowa St.	8	5	127	N	Jacksonville St.	4	2
9	A	South Carolina	0	1	28	H	Michigan	3	0	59	A	Iowa St.	8	0	138	H	Virginia Tech	3	2
11	H	Arizona	2	10	29	H	Wichita St.	5	7	61	N	Eastern Ill.	1	5	148	A	UTSA	1	0
11	H	Arizona	0	2	32	N	Ole Miss	2	8	75	H	Kansas	10	2	148	H	UTSA	1	0
11	H	Arizona	3	1	44	H	Wisconsin	3	7	75	H	Kansas	3	0	181	H	Incarnate Word	2	0
25	H	Texas St.	3	0	44	H	Wisconsin	5	1	75	H	Kansas	5	2	195	N	Georgetown	0	1
					50	A	Houston	1	3	79	H	Colorado St.	2	6	225	H	Samford	1	0
					50	N	Houston	7	3	82	A	Col. of Charleston	1	0	225	H	Samford	15	2
										100	A	Coastal Caro.	5	3	225	H	Samford	4	0
															250	H	A&M-Corpus Christi	8	0
					LAST 10 GAMES														
					225	H	Samford	4	0	59	A	Iowa St.	8	0					
					225	H	Samford	15	2	59	A	Iowa St.	11	4					
					225	H	Samford	1	0	59	A	Iowa St.	8	5					
					148	H	UTSA	1	0	75	H	Kansas	3	0					
					50	A	Houston	1	3	75	H	Kansas	5	2					

Non-Div. I Games:

Texas

Average RPI Win:		131	WON-LOST		WINNING		LAST 10		STRENGTH OF		OPP. STRENGTH		TEAM	ADJ		CONF.	ADJ CONF.	
Average RPI Loss:		84	RECORD		PCT. RANK		GAMES		SCHEDULE		OF SCHEDULE		RPI	RPI		RPI	RPI	
DIV. I ONLY			27-8-0		.77143		19		8-2-0		95		80		35		.59395	
DIV. I NON-CONF.			19-7-0		.73077		34		0-1-0		86		53		35		.5922	
TOTALS		RPI 1-25		RPI 26-50		W-L RECORDS		RPI 51-100		RPI 101-150		RPI 150+						
27-8-0		1-1-0		2-1-0		OVERALL		6-3-0		7-2-0		11-1-0						
8-2-0		0-0-0		0-0-0		HOME		1-1-0		4-1-0		3-0-0						
6-1-0		0-0-0		0-0-0		AWAY		2-0-0		0-0-0		4-1-0						
13-5-0		1-1-0		2-1-0		NEUTRAL		3-2-0		3-1-0		4-0-0						
19-7-0		1-1-0		2-1-0		NON-CONFERENCE		6-3-0		4-2-0		6-0-0						
2-2-0		0-0-0		0-0-0		HOME		1-1-0		1-1-0		0-0-0						
4-0-0		0-0-0		0-0-		AWAY		2-0-0		0-0-0		2-0-0						
13-5-0		1-1-0		2-1-0		NEUTRAL		3-2-0		3-1-0		4-0-0						
8-1-0		0-0-0		0-0-0		CONFERENCE		0-0-0		3-0-0		5-1-0						
6-0-0		0-0-0		0-0-0		HOME		0-0-0		3-0-0		3-0-0						
2-1-0		0-0-0		0-0-0		AWAY		0-0-0		0-0-0		2-1-0						
0-0-0		0-0-0		0-0-0		NEUTRAL		0-0-0		0-0-0		0-0-0						
RPI	S	Opponent		Score		RPI	S	Opponent		Score		RPI	S	Opponent		Score		
16	N	Long Beach St.		6	4	35	N	Cal i forn i a		5	1	53	N	Longwood		4	2	
16	N	Long Beach St.		2	4	46	N	BYU		2	7	53	N	Longwood		4	7	
						46	N	BYU		10	2	60	N	UCF		3	2	
												74	H	Ohi o		8	0	
												74	H	Ohi o		7	9	
												76	N	Loui si ana Tech		2	3	
												76	N	Loui si ana Tech		1	0	
												87	A	Hawai i		12	1	
												87	A	Hawai i		1	0	
														Morehead St.		8	0	
														East Carol i na		2	4	
														East Carol i na		1	4	
														East Carol i na		9	0	
														Towson		5	4	
														Towson		9	0	
														Towson		10	5	
														Nevada		8	7	
														Stony Brook		13	0	
														Jacksonville		5	2	
														Campbell		8	7	
														UNCW		9	1	
														UNCW		11	3	
														UNCW		4	6	
														Del aware		13	1	
														Del aware		15	0	
														Del aware		11	4	
														Western Caro.		2	0	
														UTEP		6	0	
														Penn St.		4	1	
														Ark. -Pine Bluff		5	1	
						LAST 10 GAMES												
						188 H Del aware						178 A UNCW						
						188 H Del aware						122 H Towson						
						188 H Del aware						122 H Towson						
						178 A UNCW						122 H Towson						
						178 A UNCW						113 H East Carol i na						

Non-Div. I Games:

James Madison

Average RPI Win: 147		WON-LOST	WINNING	LAST 10	STRENGTH OF		OPP. STRENGTH	TEAM	ADJ		CONF.	ADJ CONF.
Average RPI Loss: 16		RECORD	PCT. RANK	GAMES	SCHEDULE		OF SCHEDULE	RPI	RPI		RPI	RPI
DIV. I ONLY		26-11-0	.7027	37	3-7-0		58	34	34	.59097	35	2
DIV. I NON-CONF.		25-3-0	.89286	9	2-0-0		152	117	29	.60437	31	2
TOTALS		RPI 1-25	RPI 26-50		W-L RECORDS		RPI 51-100		RPI 101-150		RPI 150+	
26-11-0		2-9-0	0-1-0		OVERALL		6-1-0		5-0-0		13-0-0	
2-3-0		0-3-0	0-0-0		HOME		0-0-0		1-0-0		1-0-0	
6-5-0		1-5-0	0-0-0		AWAY		2-0-0		0-0-0		3-0-0	
18-3-0		1-1-0	0-1-0		NEUTRAL		4-1-0		4-0-0		9-0-0	
25-3-0		1-1-0	0-1-0		NON-CONFERENCE		6-1-0		5-0-0		13-0-0	
2-0-0		0-0-0	0-0-0		HOME		0-0-0		1-0-0		1-0-0	
5-0-0		0-0-0	0-0-		AWAY		2-0-0		0-0-0		3-0-0	
18-3-0		1-1-0	0-1-0		NEUTRAL		4-1-0		4-0-0		9-0-0	
1-8-0		1-8-0	0-0-0		CONFERENCE		0-0-0		0-0-0		0-0-0	
0-3-0		0-3-0	0-0-0		HOME		0-0-0		0-0-0		0-0-0	
1-5-0		1-5-0	0-0-0		AWAY		0-0-0		0-0-0		0-0-0	
0-0-0		0-0-0	0-0-0		NEUTRAL		0-0-0		0-0-0		0-0-0	
RPI S	Opponent	Score	RPI S	Opponent	Score	RPI S	Opponent	Score	RPI S	Opponent	Score	
3 H	Ari zona St.	2 4	34 N	James Madi son	1 5	53 N	Longwood	4 6	108 N	Cal Poly	9 1	
3 H	Ari zona St.	0 4				64 N	North Carolina	4 3	113 N	East Carolina	6 4	
3 H	Ari zona St.	1 3				81 A	Fresno St.	7 0	115 N	Fordham	9 2	
11 A	Ari zona	3 7				83 N	Cal St. Fullerton	3 0	129 N	CSUN	8 0	
11 A	Ari zona	0 3				84 N	UC Ri versi de	14 3	141 H	UC Davi s	1 0	
11 A	Ari zona	2 3				87 A	Hawai i	5 0	164 N	UC Santa Barbara	12 2	
12 N	Texas A&M	1 5				95 N	Loyol a Marymount	8 0	164 N	UC Santa Barbara	2 0	
16 N	Long Beach St.	6 5							164 N	UC Santa Barbara	11 0	
17 A	Oregon St.	12 0							170 A	Sacramento St.	2 1	
17 A	Oregon St.	3 8							187 N	Monmouth	13 1	
17 A	Oregon St.	5 10							187 N	Monmouth	6 0	
									211 N	UTEP	4 0	
									213 A	Paci fi c	5 0	
									233 N	Santa Clara	9 1	
									233 N	Santa Clara	6 1	
									246 A	Saint Mary' s (CA)	3 0	
									246 H	Saint Mary' s (CA)	13 0	
									269 N	Clevel and St.	10 1	
LAST 10 GAMES												
246 H	Saint Mary' s (CA)	13 0	3 H	Ari zona St.	0 4							
213 A	Paci fi c	5 0	3 H	Ari zona St.	1 3							
11 A	Ari zona	3 7	3 H	Ari zona St.	2 4							
11 A	Ari zona	2 3	17 A	Oregon St.	3 8							
11 A	Ari zona	0 3	17 A	Oregon St.	12 0							

Non-Div. I Games:

Cal i forni a

Average RPI Win:		118	WON-LOST		WINNING		LAST 10		STRENGTH OF		OPP. STRENGTH		TEAM		ADJ		CONF.		ADJ CONF.	
Average RPI Loss:		63	RECORD		PCT. RANK		GAMES		SCHEDULE		OF SCHEDULE		RPI		RPI		RPI		RPI	
DIV. I ONLY			26-12-0		.68421		42		7-3-0		53		52		37		.58791		36	
DIV. I NON-CONF.			16-8-0		.66667		54		1-1-0		54		45		40		.58523		38	
TOTALS		RPI 1-25		RPI 26-50		W-L RECORDS		RPI 51-100		RPI 101-150		RPI 150+								
26-12-0		0-4-0		6-1-0		OVERALL		6-5-0		7-1-0		7-1-0								
5-3-0		0-0-0		0-0-0		HOME		1-2-0		3-0-0		1-1-0								
9-3-0		0-1-0		3-0-0		AWAY		3-1-0		2-1-0		1-0-0								
12-6-0		0-3-0		3-1-0		NEUTRAL		2-2-0		2-0-0		5-0-0								
16-8-0		0-4-0		3-1-0		NON-CONFERENCE		4-2-0		2-0-0		7-1-0								
1-1-0		0-0-0		0-0-0		HOME		0-0-0		0-0-0		1-1-0								
3-1-0		0-1-0		0-0-		AWAY		2-0-0		0-0-0		1-0-0								
12-6-0		0-3-0		3-1-0		NEUTRAL		2-2-0		2-0-0		5-0-0								
10-4-0		0-0-0		3-0-0		CONFERENCE		2-3-0		5-1-0		0-0-0								
4-2-0		0-0-0		0-0-0		HOME		1-2-0		3-0-0		0-0-0								
6-2-0		0-0-0		3-0-0		AWAY		1-1-0		2-1-0		0-0-0								
0-0-0		0-0-0		0-0-0		NEUTRAL		0-0-0		0-0-0		0-0-0								
RPI	S	Opponent		Score		RPI	S	Opponent		Score		RPI	S	Opponent		Score				
1	N	Washing ton		0 8		28	N	Mi chi gan		0 6		64	H	North Carolina		0 1				
3	A	Arizona St.		1 9		28	N	Mi chi gan		4 3		64	H	North Carolina		4 7				
12	N	Texas A&M		3 5		31	N	Mi nnesota		3 0		64	H	North Carolina		9 1				
14	N	Auburn		2 6		31	N	Mi nnesota		6 5		68	N	Massachusetts		11 9				
						42	A	Loui sville		7 2		70	N	FIU		4 1				
						42	A	Loui sville		10 3		78	A	NC State		1 4				
						42	A	Loui sville		3 1		78	A	NC State		15 0				
												81	N	Fresno St.		4 5				
												94	N	San Diego St.		1 2				
												98	A	North Florida		4 0				
												98	A	North Florida		3 1				
						LAST 10 GAMES														
						125	H	Syracuse		8 0		138	A	Vi rgi ni a Tech		1 2				
						125	H	Syracuse		5 1		173	H	Purdue		1 4				
						125	H	Syracuse		2 1		270	H	Eastern Mich.		6 1				
						138	A	Vi rgi ni a Tech		3 1		64	H	North Carolina		0 1				
						138	A	Vi rgi ni a Tech		5 4		64	H	North Carolina		9 1				

Non-Div. I Games:

Notre Dame

Utah

Average RPI Win:		135	WON-LOST		WINNING		LAST 10		STRENGTH OF		OPP. STRENGTH		TEAM	ADJ		CONF.	ADJ CONF.							
Average RPI Loss:		27	RECORD		PCT. RANK		GAMES		SCHEDULE		OF SCHEDULE		RPI	RPI		RPI	RPI							
DIV. I ONLY			17-18-0		.48571		152		3-7-0		4		20		36		.58703		37		2		2	
DIV. I NON-CONF.			15-8-0		.65217		61		1-0-0		34		47		36		.58485		39		2		1	
TOTALS		RPI 1-25		RPI 26-50				W-L RECORDS				RPI 51-100				RPI 101-150				RPI 150+				
17-18-0		2-14-0		0-1-0				OVERALL				3-2-0				5-0-0				7-1-0				
2-4-0		0-3-0		0-0-0				HOME				2-1-0				0-0-0				0-0-0				
4-8-0		1-7-0		0-0-0				AWAY				0-0-0				2-0-0				1-1-0				
11-6-0		1-4-0		0-1-0				NEUTRAL				1-1-0				3-0-0				6-0-0				
15-8-0		2-5-0		0-1-0				NON-CONFERENCE				1-1-0				5-0-0				7-1-0				
0-0-0		0-0-0		0-0-0				HOME				0-0-0				0-0-0				0-0-0				
4-2-0		1-1-0		0-0-				AWAY				0-0-0				2-0-0				1-1-0				
11-6-0		1-4-0		0-1-0				NEUTRAL				1-1-0				3-0-0				6-0-0				
2-10-0		0-9-0		0-0-0				CONFERENCE				2-1-0				0-0-0				0-0-0				
2-4-0		0-3-0		0-0-0				HOME				2-1-0				0-0-0				0-0-0				
0-6-0		0-6-0		0-0-0				AWAY				0-0-0				0-0-0				0-0-0				
0-0-0		0-0-0		0-0-0				NEUTRAL				0-0-0				0-0-0				0-0-0				
RPI	S	Opponent		Score		RPI	S	Opponent		Score		RPI	S	Opponent		Score		RPI	S	Opponent		Score		
1	A	Washing ton		1	2	26	N	Nebraska		0	5	76	N	Loui si ana Tech		5	3	108	N	Cal Poly		7	2	
1	A	Washi ngton		0	12							86	H	Stanford		4	5	115	N	Fordham		7	2	
1	A	Washi ngton		0	5							86	H	Stanford		13	0	125	N	Syracuse		6	0	
4	H	UCLA		4	9							86	H	Stanford		9	6	137	A	Maryl and		7	1	
4	H	UCLA		3	7							95	N	Loyol a Marymount		1	4	137	A	Maryl and		6	2	
4	H	UCLA		5	9													157	A	Grand Canyon		12	4	
5	N	Georgi a		1	5													157	A	Grand Canyon		0	2	
10	N	Tennessee		5	6													160	N	Jacksonvi lle		4	1	
11	A	Ari zona		4	9													164	N	UC Santa Barbara		9	0	
11	A	Ari zona		3	10													200	N	New Mexi co		17	0	
11	A	Ari zona		1	4													201	N	Mi ami (OH)		2	1	
12	A	Texas A&M		0	1													246	N	Saint Mary' s (CA)		5	2	
12	A	Texas A&M		8	7													254	N	Yale		9	1	
21	N	Arkansas		2	4																			
25	N	Texas St.		1	0																			
25	N	Texas St.		1	6																			
LAST 10 GAMES																								
1 A Washing ton						1	2	4 H UCLA						5	9									
1 A Washing ton						0	12	86 H Stanford						13	0									
1 A Washing ton						0	5	86 H Stanford						9	6									
4 H UCLA						4	9	86 H Stanford						4	5									
4 H UCLA						3	7	157 A Grand Canyon						12	4									

Non-Div. I Games:

Utah

Average RPI Win: 165		WON-LOST	WINNING	LAST 10	STRENGTH OF		OPP. STRENGTH	TEAM	ADJ		CONF.	ADJ CONF.
Average RPI Loss: 42		RECORD	PCT. RANK	GAMES	SCHEDULE		OF SCHEDULE	RPI	RPI		RPI	RPI
DIV. I ONLY		30-10-0	.75	23	8-2-0		90	94	38		14	14
DIV. I NON-CONF.		20-8-0	.71429	39	1-0-0		56	94	32		15	15
TOTALS		RPI 1-25	RPI 26-50		W-L RECORDS		RPI 51-100		RPI 101-150		RPI 150+	
30-10-0		0-5-0	1-1-0		OVERALL		7-3-0		3-1-0		19-0-0	
13-3-0		0-2-0	0-0-0		HOME		3-0-0		1-1-0		9-0-0	
6-4-0		0-1-0	1-1-0		AWAY		1-2-0		0-0-0		4-0-0	
11-3-0		0-2-0	0-0-0		NEUTRAL		3-1-0		2-0-0		6-0-0	
20-8-0		0-5-0	1-1-0		NON-CONFERENCE		6-1-0		3-1-0		10-0-0	
7-3-0		0-2-0	0-0-0		HOME		3-0-0		1-1-0		3-0-0	
2-2-0		0-1-0	1-0-		AWAY		0-0-0		0-0-0		1-0-0	
11-3-0		0-2-0	0-0-0		NEUTRAL		3-1-0		2-0-0		6-0-0	
10-2-0		0-0-0	0-0-0		CONFERENCE		1-2-0		0-0-0		9-0-0	
6-0-0		0-0-0	0-0-0		HOME		0-0-0		0-0-0		6-0-0	
4-2-0		0-0-0	0-0-0		AWAY		1-2-0		0-0-0		3-0-0	
0-0-0		0-0-0	0-0-0		NEUTRAL		0-0-0		0-0-0		0-0-0	
RPI S	Opponent	Score	RPI S	Opponent	Score	RPI S	Opponent	Score	RPI S	Opponent	Score	
3 N	Arizona St.	0 6	49 A	Kennesaw St.	0 8	53 A	Longwood	2 6	120 H	Central Mich.	5 8	
4 N	UCLA	3 4	49 A	Kennesaw St.	7 1	53 A	Longwood	3 2	120 H	Central Mich.	4 3	
9 A	South Carolina	1 12				53 A	Longwood	2 3	123 N	Tol edo	3 1	
15 H	Baylor	3 8				64 N	North Carolina	3 2	141 N	UC Davi s	4 1	
15 H	Baylor	0 9				74 H	Ohio	6 0	162 H	Campbell	4 3	
						74 H	Ohio	2 1	162 H	Campbell	10 3	
						78 H	NC State	5 2	162 H	Campbell	8 0	
						91 N	Marshall	6 1	163 H	Gardner-Webb	5 0	
						91 N	Marshall	4 3	163 H	Gardner-Webb	8 0	
						94 N	San Diego St.	0 7	163 H	Gardner-Webb	6 3	
									176 N	George Washi ngton	7 3	
									176 N	George Washi ngton	4 0	
									180 N	Chattanooga	8 0	
									188 H	Del aware	13 5	
									229 N	Detroit Mercy	11 4	
									248 N	Morgan St.	8 0	
									251 A	Presbyteri an	8 2	
									251 A	Presbyteri an	8 1	
									251 A	Presbyteri an	8 0	
									256 H	Del aware St.	2 1	
									256 H	Del aware St.	6 0	
									261 N	Fai rlei gh Di cki nson	6 0	
									279 A	N. C. A&T	12 2	
			LAST 10 GAMES									
			53 A	Longwood	2 3	163 H	Gardner-Webb	5 0				
			53 A	Longwood	2 6	163 H	Gardner-Webb	6 3				
			53 A	Longwood	3 2	251 A	Presbyteri an	8 1				
			78 H	NC State	5 2	251 A	Presbyteri an	8 2				
			163 H	Gardner-Webb	8 0	251 A	Presbyteri an	8 0				

Non-Div. I Games:

Liberty

Average RPI Win:		136	WON-LOST		WINNING		LAST 10		STRENGTH OF		OPP. STRENGTH		TEAM	ADJ		CONF.	ADJ CONF.	
Average RPI Loss:		50	RECORD		PCT. RANK		GAMES		SCHEDULE		OF SCHEDULE		RPI	RPI		RPI	RPI	
DIV. I ONLY			29-15-0		.65909		54	7-3-0	46		64		39	.58229		39	4	4
DIV. I NON-CONF.			22-13-0		.62857		79	0-1-0	67		52		50	.56868		50	4	4
TOTALS		RPI 1-25		RPI 26-50			W-L RECORDS			RPI 51-100			RPI 101-150			RPI 150+		
29-15-0		0-7-0		4-5-0			OVERALL			6-1-0			8-0-0			11-2-0		
18-7-0		0-3-0		3-2-0			HOME			3-0-0			7-0-0			5-2-0		
2-4-0		0-1-0		0-2-0			AWAY			2-1-0			0-0-0			0-0-0		
9-4-0		0-3-0		1-1-0			NEUTRAL			1-0-0			1-0-0			6-0-0		
22-13-0		0-7-0		2-4-0			NON-CONFERENCE			4-0-0			5-0-0			11-2-0		
13-6-0		0-3-0		1-1-0			HOME			3-0-0			4-0-0			5-2-0		
0-3-0		0-1-0		0-0-			AWAY			0-0-0			0-0-0			0-0-0		
9-4-0		0-3-0		1-1-0			NEUTRAL			1-0-0			1-0-0			6-0-0		
7-2-0		0-0-0		2-1-0			CONFERENCE			2-1-0			3-0-0			0-0-0		
5-1-0		0-0-0		2-1-0			HOME			0-0-0			3-0-0			0-0-0		
2-1-0		0-0-0		0-0-0			AWAY			2-1-0			0-0-0			0-0-0		
0-0-0		0-0-0		0-0-0			NEUTRAL			0-0-0			0-0-0			0-0-0		
RPI	S	Opponent		Score		RPI	S	Opponent		Score		RPI	S	Opponent		Score		
2	H	Oregon		1	6	28	H	Mi chi gan		3	2	58	H	Georgi a St.		5	4	
2	H	Oregon		0	8	30	N	Okl ahoma St.		5	9	66	A	Memphi s		1	2	
7	A	Fl ori da		0	9	41	H	Drake		1	4	66	A	Memphi s		4	1	
7	H	Fl ori da		3	14	44	N	Wi sconsi n		3	1	66	A	Memphi s		4	0	
10	N	Tennessee		4	7	48	A	FGCU		1	4	90	H	Illinois St.		3	0	
23	N	Mi ssouri		5	10	48	A	FGCU		0	1	91	N	Marshall		5	1	
23	N	Mi ssouri		3	4	50	H	Houston		7	4	98	H	North Florida		8	0	
						50	H	Houston		1	9							
						50	H	Houston		3	2							

Non-Div. I Games:

South Fla.

UNCG

Average RPI Win:		158	WON-LOST RECORD		WINNING PCT. RANK		LAST 10 GAMES		STRENGTH OF SCHEDULE		OPP. STRENGTH OF SCHEDULE		TEAM RPI		ADJ RPI		CONF. RPI		ADJ CONF. RPI					
DIV. I ONLY			30-8-0		.78947		16		9-1-0		131		124		40		.58087		40		13		13	
DIV. I NON-CONF.			23-7-0		.76667		29		2-0-0		179		129		52		.56354		52		14		14	
TOTALS		RPI 1-25		RPI 26-50		W-L RECORDS		RPI 51-100		RPI 101-150		RPI 150+												
30-8-0		0-2-0		0-0-0		OVERALL		8-3-0		7-2-0		15-1-0												
15-2-0		0-0-0		0-0-0		HOME		4-1-0		3-0-0		8-1-0												
6-4-0		0-2-0		0-0-0		AWAY		1-1-0		1-1-0		4-0-0												
9-2-0		0-0-0		0-0-0		NEUTRAL		3-1-0		3-1-0		3-0-0												
23-7-0		0-2-0		0-0-0		NON-CONFERENCE		4-2-0		7-2-0		12-1-0												
11-1-0		0-0-0		0-0-0		HOME		0-0-0		3-0-0		8-1-0												
3-4-0		0-2-0		0-0-		AWAY		1-1-0		1-1-0		1-0-0												
9-2-0		0-0-0		0-0-0		NEUTRAL		3-1-0		3-1-0		3-0-0												
7-1-0		0-0-0		0-0-0		CONFERENCE		4-1-0		0-0-0		3-0-0												
4-1-0		0-0-0		0-0-0		HOME		4-1-0		0-0-0		0-0-0												
3-0-0		0-0-0		0-0-0		AWAY		0-0-0		0-0-0		3-0-0												
0-0-0		0-0-0		0-0-0		NEUTRAL		0-0-0		0-0-0		0-0-0												
RPI	S	Opponent		Score		RPI	S	Opponent		Score		RPI	S	Opponent		Score								
5	A	Georgia		1	6					52	N	Lipscomb	6	2	101	N	Radford	0	1					
5	A	Georgia		0	7					59	N	Iowa St.	2	0	101	N	Radford	6	2					
										62	H	Furman	4	1	110	N	Saint Francis (PA)	9	8					
										62	H	Furman	22	0	122	H	Towson	10	4					
										62	H	Furman	1	0	122	H	Towson	3	2					
										64	A	North Carolina	4	3	127	N	Jacksonville St.	3	2					
										65	H	Mercer	0	3	139	A	Elon	4	1					
										65	H	Mercer	7	0	139	A	Elon	4	6					
										68	N	Massachusetts	5	2	139	H	Elon	5	3					
										74	N	Ohio	2	5	159	A	Charlotte	8	0					
										100	A	Coastal Caro.	1	2	196	A	Western Caro.	12	2					
															196	A	Western Caro.	3	0					
															196	A	Western Caro.	9	7					
															203	H	Seton Hall	12	5					
															203	H	Seton Hall	1	2					
															214	H	Appalachian St.	3	0					
															218	N	UMKC	3	2					
															221	H	Virginia	8	0					
															221	H	Virginia	5	0					
															221	N	Virginia	3	2					
															251	N	Presbyteria	14	0					
															266	H	Canisius	2	1					
															266	H	Canisius	7	4					
															266	H	Canisius	9	1					
															279	H	N.C. A&T	10	1					
LAST 10 GAMES																								
65 H Mercer						0	3	196 A Western Caro.						12	2									
65 H Mercer						7	0	159 A Charlotte						8	0									
64 A North Carolina						4	3	62 H Furman						22	0									
196 A Western Caro.						9	7	62 H Furman						1	0									
196 A Western Caro.						3	0	62 H Furman						4	1									

Non-Div. I Games:

UNCG



Average RPI Win:		127	WON-LOST		WINNING		LAST 10		STRENGTH OF		OPP. STRENGTH		TEAM		ADJ		CONF.		ADJ CONF.	
Average RPI Loss:		97	RECORD		PCT. RANK		GAMES		SCHEDULE		OF SCHEDULE		RPI		RPI		RPI		RPI	
DIV. I ONLY			28-9-0		.75676		22		10-0-0		149		56		42		.5788		41	
DIV. I NON-CONF.			17-9-0		.65385		59		1-0-0		159		44		66		.5529		62	
TOTALS		RPI 1-25		RPI 26-50		W-L RECORDS		RPI 51-100		RPI 101-150		RPI 150+								
28-9-0		1-3-0		1-1-0		OVERALL		5-0-0		11-3-0		10-2-0								
3-0-0		0-0-0		0-0-0		HOME		0-0-0		3-0-0		0-0-0								
12-3-0		1-3-0		1-0-0		AWAY		2-0-0		5-0-0		3-0-0								
13-6-0		0-0-0		0-1-0		NEUTRAL		3-0-0		3-3-0		7-2-0								
17-9-0		1-3-0		1-1-0		NON-CONFERENCE		5-0-0		3-3-0		7-2-0								
0-0-0		0-0-0		0-0-0		HOME		0-0-0		0-0-0		0-0-0								
4-3-0		1-3-0		1-0-		AWAY		2-0-0		0-0-0		0-0-0								
13-6-0		0-0-0		0-1-0		NEUTRAL		3-0-0		3-3-0		7-2-0								
11-0-0		0-0-0		0-0-0		CONFERENCE		0-0-0		8-0-0		3-0-0								
3-0-0		0-0-0		0-0-0		HOME		0-0-0		3-0-0		0-0-0								
8-0-0		0-0-0		0-0-0		AWAY		0-0-0		5-0-0		3-0-0								
0-0-0		0-0-0		0-0-0		NEUTRAL		0-0-0		0-0-0		0-0-0								
RPI	S	Opponent		Score		RPI	S	Opponent		Score		RPI	S	Opponent		Score				
19	A	Mississippi St.		1	0	30	N	Oklahoma St.		0	2	51	A	Tulsa		7	2			
19	A	Mississippi St.		0	1	39	A	South Fla.		4	1	54	N	South Ala.		4	0			
23	A	Missouri		3	4							57	A	Iowa		3	1			
23	A	Missouri		3	10							73	N	Southeast Mo. St.		1	0			
												88	N	South Dakota St.		10	2			
														Southern Ill.		109	7			
														Southern Ill.		109	2			
														Southern Ill.		109	1			
														Saint Francis (PA)		110	2			
														Fordham		115	10			
														Fordham		115	2			
														Creighton		126	4			
														Creighton		126	5			
														UConn		134	2			
														Indiana St.		149	1			
														Indiana St.		149	4			
														Southeastern La.		151	8			
														Evansville		155	0			
														Evansville		155	7			
														Evansville		155	2			
														Purdue		173	3			
														Bryant		198	0			
														Bryant		198	6			
														Murray St.		209	3			
														Pacifi c		213	5			
														UMKC		218	4			
														Green Bay		240	2			
														Green Bay		240	1			
LAST 10 GAMES						LAST 10 GAMES						LAST 10 GAMES								
109 A Southern Ill.						109 A Southern Ill.						102 H Bradley								
109 A Southern Ill.						109 A Southern Ill.						57 A Iowa								
109 A Southern Ill.						109 A Southern Ill.						149 A Indiana St.								
102 H Bradley						102 H Bradley						149 A Indiana St.								
102 H Bradley						102 H Bradley						155 A Evansville								

Non-Div. I Games:

Drake

Average RPI Win: 132		WON-LOST	WINNING	LAST 10	STRENGTH OF		OPP. STRENGTH	TEAM	ADJ	CONF.	ADJ CONF.
Average RPI Loss: 60		RECORD	PCT. RANK	GAMES	SCHEDULE		OF SCHEDULE	RPI	RPI	RPI	RPI
DIV. I ONLY		26-13-0	.66667	48	5-5-0		65	76	43	.57832	42
DIV. I NON-CONF.		20-6-0	.76923	28	0-2-0		48	93	28	.61207	27
TOTALS		RPI 1-25	RPI 26-50		W-L RECORDS		RPI 51-100		RPI 101-150		RPI 150+
26-13-0		0-2-0	2-5-0		OVERALL		8-4-0		7-1-0		9-1-0
14-6-0		0-0-0	0-3-0		HOME		4-2-0		5-0-0		5-1-0
2-3-0		0-1-0	0-0-0		AWAY		0-1-0		2-1-0		0-0-0
10-4-0		0-1-0	2-2-0		NEUTRAL		4-1-0		0-0-0		4-0-0
20-6-0		0-2-0	2-2-0		NON-CONFERENCE		6-2-0		5-0-0		7-0-0
10-1-0		0-0-0	0-0-0		HOME		2-1-0		5-0-0		3-0-0
0-2-0		0-1-0	0-0-		AWAY		0-1-0		0-0-0		0-0-0
10-3-0		0-1-0	2-2-0		NEUTRAL		4-0-0		0-0-0		4-0-0
6-7-0		0-0-0	0-3-0		CONFERENCE		2-2-0		2-1-0		2-1-0
4-5-0		0-0-0	0-3-0		HOME		2-1-0		0-0-0		2-1-0
2-1-0		0-0-0	0-0-0		AWAY		0-0-0		2-1-0		0-0-0
0-1-0		0-0-0	0-0-0		NEUTRAL		0-1-0		0-0-0		0-0-0
RPI S	Opponent	Score	RPI S	Opponent	Score	RPI S	Opponent	Score	RPI S	Opponent	Score
9 N	South Carolina	3 5	27 N	Ohio St.	0 4	52 A	Lipscomb	1 3	102 H	Bradley	6 3
20 A	Kentucky	0 8	27 N	Ohio St.	5 6	54 N	South Ala.	5 4	102 H	Bradley	10 8
			36 H	Notre Dame	1 3	55 N	Illinois	9 7	107 A	Duke	0 1
			36 H	Notre Dame	2 7	60 N	UCF	5 3	107 A	Duke	5 3
			36 H	Notre Dame	3 10	61 H	Eastern Ill.	6 0	107 A	Duke	5 0
			45 N	Northwestern	3 2	64 N	North Carolina	0 2	137 H	Maryland	4 1
			45 N	Northwestern	7 6	68 H	Massachusetts	5 4	147 H	UAB	6 2
						68 H	Massachusetts	2 5	147 H	UAB	15 0
						78 H	NC State	7 0	174 H	Northern Ill.	9 4
						78 H	NC State	1 6	175 N	Butler	5 2
						78 H	NC State	4 2	201 H	Miami (OH)	2 0
						98 N	North Florida	5 4	204 N	Harvard	4 3
									221 H	Virginia	16 1
									221 H	Virginia	12 17
									221 H	Virginia	14 7
									232 N	Lehigh	14 1
									248 N	Morgan St.	12 4
									270 H	Eastern Mich.	10 6
			LAST 10 GAMES								
			221 H	Virginia	12 17	78 H	NC State	4 2			
			221 H	Virginia	16 1	78 H	NC State	1 6			
			221 H	Virginia	14 7	52 A	Lipscomb	1 3			
			20 A	Kentucky	0 8	107 A	Duke	0 1			
			78 H	NC State	7 0	107 A	Duke	5 3			

Non-Div. I Games:

Louisville

Average RPI Win: 147		WON-LOST RECORD		WINNING PCT. RANK		LAST 10 GAMES		STRENGTH OF SCHEDULE		OPP. STRENGTH OF SCHEDULE		TEAM RPI		ADJ RPI		CONF. RPI		ADJ CONF. RPI	
DIV. I ONLY		25-11-0		.69444 39		8-2-0		72		65		41		.5763 43		11		11	
DIV. I NON-CONF.		16-9-0		.64 67		0-0-0		113		31		55		.55825 56		10		10	
TOTALS		RPI 1-25		RPI 26-50		W-L RECORDS		RPI 51-100		RPI 101-150		RPI 150+							
25-11-0		1-6-0		0-2-0		OVERALL		7-2-0		7-1-0		10-0-0							
7-0-0		0-0-0		0-0-0		HOME		3-0-0		3-0-0		1-0-0							
6-2-0		1-0-0		0-0-0		AWAY		3-1-0		1-1-0		1-0-0							
12-9-0		0-6-0		0-2-0		NEUTRAL		1-1-0		3-0-0		8-0-0							
16-9-0		1-6-0		0-2-0		NON-CONFERENCE		2-1-0		3-0-0		10-0-0							
1-0-0		0-0-0		0-0-0		HOME		0-0-0		0-0-0		1-0-0							
3-0-0		1-0-0		0-0-		AWAY		1-0-0		0-0-0		1-0-0							
12-9-0		0-6-0		0-2-0		NEUTRAL		1-1-0		3-0-0		8-0-0							
9-2-0		0-0-0		0-0-0		CONFERENCE		5-1-0		4-1-0		0-0-0							
6-0-0		0-0-0		0-0-0		HOME		3-0-0		3-0-0		0-0-0							
3-2-0		0-0-0		0-0-0		AWAY		2-1-0		1-1-0		0-0-0							
0-0-0		0-0-0		0-0-0		NEUTRAL		0-0-0		0-0-0		0-0-0							
RPI	S	Opponent	Score		RPI	S	Opponent	Score		RPI	S	Opponent	Score		RPI	S	Opponent	Score	
2	N	Oregon	0	1	27	N	Ohio St.	3	6	59	N	Iowa St.	4	12	104	N	Indiana	2	1
4	N	UCLA	0	10	44	N	Wisconsin	0	1	70	N	FIU	4	2	117	N	Boston U.	5	3
10	N	Tennessee	6	7						83	A	Cal St. Fullerton	15	6	124	A	Nevada	6	7
13	N	LSU	0	4						93	A	Boise St.	13	7	124	A	Nevada	8	3
14	N	Auburn	0	4						93	A	Boise St.	2	0	132	H	UNLV	4	1
16	A	Long Beach St.	7	3						93	A	Boise St.	2	10	132	H	UNLV	8	2
19	N	Mississippi St.	4	6						94	H	San Diego St.	9	1	132	H	UNLV	6	2
										94	H	San Diego St.	5	2	135	N	Seattle U	10	8
										94	H	San Diego St.	6	1	172	N	St. John's (NY)	7	5
															173	N	Purdue	11	1
															189	N	South Dakota	6	5
															189	N	South Dakota	16	12
															211	N	UTEP	11	0
															233	A	Santa Clara	9	0
															235	N	Providence	4	2
															252	N	Wagner	3	0
															253	N	Idaho St.	15	3
															261	H	Fairleigh Dickinson	3	1
					LAST 10 GAMES														
					124	A	Nevada	6	7	93	A	Boise St.	2	10					
					124	A	Nevada	8	3	93	A	Boise St.	13	7					
					132	H	UNLV	8	2	93	A	Boise St.	2	0					
					132	H	UNLV	6	2	94	H	San Diego St.	9	1					
					132	H	UNLV	4	1	94	H	San Diego St.	6	1					

Non-Div. I Games:

San Jose St.

Average RPI Win:		97	WON-LOST RECORD		WINNING PCT. RANK		LAST 10 GAMES		STRENGTH OF SCHEDULE		OPP. STRENGTH OF SCHEDULE		TEAM RPI		ADJ RPI		CONF. RPI		ADJ CONF. RPI	
DIV. I ONLY				16-16-0		.5 141		3-7-0		21		26		48		.57456 44		5 5		
DIV. I NON-CONF.				14-11-0		.56 108		1-2-0		11		13		37		.59078 34		5 5		
TOTALS		RPI 1-25		RPI 26-50		W-L RECORDS		RPI 51-100		RPI 101-150		RPI 150+								
16-16-0		1-4-0		3-5-0		OVERALL		6-6-0		2-1-0		4-0-0								
2-0-0		0-0-0		0-0-0		HOME		1-0-0		1-0-0		0-0-0								
3-9-0		0-2-0		2-3-0		AWAY		1-4-0		0-0-0		0-0-0								
11-7-0		1-2-0		1-2-0		NEUTRAL		4-2-0		1-1-0		4-0-0								
14-11-0		1-4-0		2-3-0		NON-CONFERENCE		6-3-0		1-1-0		4-0-0								
1-0-0		0-0-0		0-0-0		HOME		1-0-0		0-0-0		0-0-0								
2-4-0		0-2-0		1-0-		AWAY		1-1-0		0-0-0		0-0-0								
11-7-0		1-2-0		1-2-0		NEUTRAL		4-2-0		1-1-0		4-0-0								
2-5-0		0-0-0		1-2-0		CONFERENCE		0-3-0		1-0-0		0-0-0								
1-0-0		0-0-0		0-0-0		HOME		0-0-0		1-0-0		0-0-0								
1-5-0		0-0-0		1-2-0		AWAY		0-3-0		0-0-0		0-0-0								
0-0-0		0-0-0		0-0-0		NEUTRAL		0-0-0		0-0-0		0-0-0								
RPI	S	Opponent		Score		RPI	S	Opponent		Score		RPI	S	Opponent		Score				
1	N	Washing ton		1	4	27	A	Ohio St.		0	7	57	A	Iowa		0	3			
11	A	Ari zona		3	9	27	A	Ohio St.		7	9	57	A	Iowa		3	5			
11	A	Ari zona		0	1	27	A	Ohio St.		3	1	57	A	Iowa		3	4			
14	N	Auburn		3	2	30	N	Oklahoma St.		2	3	64	A	North Carolina		7	9			
23	N	Mi ssouri		3	7	33	A	Texas		1	5	64	A	North Carolina		6	0			
						33	A	Texas		7	3	67	N	Pittsburgh		5	1			
						39	N	South Fla.		1	3	67	N	Pittsburgh		5	6			
						43	N	San Jose St.		1	0	71	N	USC Upstate		2	0			
												79	N	Colorado St.		3	4			
												81	N	Fresno St.		6	5			
												82	N	Col. of Charleston		10	8			
												92	H	UNI		6	2			
						LAST 10 GAMES														
						57	A	Iowa		3	5	27	A	Ohio St.		7	9			
						57	A	Iowa		0	3	92	H	UNI		6	2			
						57	A	Iowa		3	4	116	H	Rutgers		6	3			
						27	A	Ohio St.		0	7	136	N	San Di ego		4	7			
						27	A	Ohio St.		3	1	11	A	Ari zona		3	9			

Non-Div. I Games:

Wisconsin

Average RPI Win: 108		WON-LOST	WINNING	LAST 10	STRENGTH OF		OPP. STRENGTH	TEAM	ADJ	CONF.	ADJ CONF.
Average RPI Loss: 54		RECORD	PCT. RANK	GAMES	SCHEDULE		OF SCHEDULE	RPI	RPI	RPI	RPI
DIV. I ONLY		23-13-0	.63889	63	5-5-0		84	13	45	.57246	45
DIV. I NON-CONF.		13-8-0	.61905	87	0-0-0		32	4	38	.58567	37
TOTALS		RPI 1-25	RPI 26-50		W-L RECORDS		RPI 51-100		RPI 101-150		RPI 150+
23-13-0		1-4-0	5-5-0		OVERALL		7-2-0		2-0-0		8-2-0
4-2-0		0-0-0	4-2-0		HOME		0-0-0		0-0-0		0-0-0
5-5-0		0-1-0	1-0-0		AWAY		2-2-0		1-0-0		1-2-0
14-6-0		1-3-0	0-3-0		NEUTRAL		5-0-0		1-0-0		7-0-0
13-8-0		1-4-0	1-3-0		NON-CONFERENCE		6-1-0		0-0-0		5-0-0
0-0-0		0-0-0	0-0-0		HOME		0-0-0		0-0-0		0-0-0
2-2-0		0-1-0	1-0-		AWAY		1-1-0		0-0-0		0-0-0
11-6-0		1-3-0	0-3-0		NEUTRAL		5-0-0		0-0-0		5-0-0
10-5-0		0-0-0	4-2-0		CONFERENCE		1-1-0		2-0-0		3-2-0
4-2-0		0-0-0	4-2-0		HOME		0-0-0		0-0-0		0-0-0
3-3-0		0-0-0	0-0-0		AWAY		1-1-0		1-0-0		1-2-0
3-0-0		0-0-0	0-0-0		NEUTRAL		0-0-0		1-0-0		2-0-0
RPI S	Opponent	Score		RPI S	Opponent	Score		RPI S	Opponent	Score	
1 A	Washington	2	8	26 H	Nebraska	8	3	52 N	Lipscomb	11	3
10 N	Tennessee	1	6	26 H	Nebraska	2	6	55 A	Illinois	9	15
11 N	Arizona	1	4	26 H	Nebraska	9	5	55 A	Illinois	8	7
16 N	Long Beach St.	0	9	31 H	Minnesota	3	2	59 N	Iowa St.	1	0
18 N	Alabama	4	0	31 H	Minnesota	0	8	78 A	NC State	3	1
				31 H	Minnesota	11	10	78 A	NC State	2	4
				42 N	Louisville	6	7	93 N	Boise St.	11	3
				42 N	Louisville	2	3	94 N	San Diego St.	7	6
				46 N	BYU	0	8	94 N	San Diego St.	3	0
				50 A	Houston	5	4				
				LAST 10 GAMES							
				173 A	Purdue	17	8	26 H	Nebraska	2	6
				173 A	Purdue	3	6	55 A	Illinois	8	7
				173 A	Purdue	6	14	55 A	Illinois	9	15
				26 H	Nebraska	9	5	31 H	Minnesota	0	8
				26 H	Nebraska	8	3	31 H	Minnesota	11	10

Non-Div. I Games:

Northwestern

BYU

Average RPI Win:		138	WON-LOST RECORD		WINNING PCT. RANK		LAST 10 GAMES		STRENGTH OF SCHEDULE		OPP. STRENGTH OF SCHEDULE		TEAM RPI		ADJ RPI		CONF. RPI		ADJ CONF. RPI	
DIV. I ONLY			21-18-0		.53846 122		6-4-0		39		15		50		.57159 46		19		19	
DIV. I NON-CONF.			18-18-0		.5 138		3-4-0		9		1		42		.57924 42		19		19	
TOTALS		RPI 1-25		RPI 26-50		W-L RECORDS		RPI 51-100		RPI 101-150		RPI 150+								
21-18-0		1-12-0		2-2-0		OVERALL		7-3-0		2-0-0		9-1-0								
5-0-0		0-0-0		0-0-0		HOME		0-0-0		0-0-0		5-0-0								
2-5-0		0-5-0		0-0-0		AWAY		1-0-0		0-0-0		1-0-0								
14-13-0		1-7-0		2-2-0		NEUTRAL		6-3-0		2-0-0		3-1-0								
18-18-0		1-12-0		2-2-0		NON-CONFERENCE		7-3-0		2-0-0		6-1-0								
2-0-0		0-0-0		0-0-0		HOME		0-0-0		0-0-0		2-0-0								
2-5-0		0-5-0		0-0-		AWAY		1-0-0		0-0-0		1-0-0								
14-13-0		1-7-0		2-2-0		NEUTRAL		6-3-0		2-0-0		3-1-0								
3-0-0		0-0-0		0-0-0		CONFERENCE		0-0-0		0-0-0		3-0-0								
3-0-0		0-0-0		0-0-0		HOME		0-0-0		0-0-0		3-0-0								
0-0-0		0-0-0		0-0-0		AWAY		0-0-0		0-0-0		0-0-0								
0-0-0		0-0-0		0-0-0		NEUTRAL		0-0-0		0-0-0		0-0-0								
RPI	S	Opponent		Score		RPI	S	Opponent		Score		RPI	S	Opponent		Score				
1	A	Washing ton		4	7	26	N	Nebraska		4	5	53	N	Longwood		2	1			
3	A	Ari zona St.		3	10	34	N	James Madi son		7	2	59	N	Iowa St.		3	5			
3	A	Ari zona St.		0	7	34	N	James Madi son		2	10	69	N	North Dakota St.		2	4			
5	N	Georgi a		1	13	45	N	Northwestern		8	0	69	N	North Dakota St.		3	1			
6	N	Okla homa		0	10							69	N	North Dakota St.		2	3			
10	N	Tennessee		0	13							70	N	FIU		2	0			
13	A	LSU		1	2							81	N	Fresno St.		7	3			
13	A	LSU		0	8							86	N	Stanford		10	1			
15	N	Baylor		3	1							87	A	Hawai i		2	1			
16	N	Long Beach St.		4	5							87	N	Hawai i		10	1			
17	N	Oregon St.		9	14															
18	N	Al abama		6	7															
23	N	Mi ssouri		6	8															
						LAST 10 GAMES														
						233 H Santa Clara						69 N North Dakota St.								
						233 H Santa Clara						69 N North Dakota St.								
						233 H Santa Clara						3 A Ari zona St.								
						194 A Utah St.						15 N Baylor								
						3 A Ari zona St.						69 N North Dakota St.								

Non-Div. I Games:

BYU

Average RPI Win: 124		WON-LOST RECORD		WINNING PCT. RANK		LAST 10 GAMES		STRENGTH OF SCHEDULE		OPP. STRENGTH OF SCHEDULE		TEAM RPI		ADJ RPI		CONF. RPI		ADJ CONF. RPI	
DIV. I ONLY		21-18-0		.53846 122		2-8-0		27		44		46		.57157 47		3		3	
DIV. I NON-CONF.		20-10-0		.66667 54		1-0-0		88		72		47		.57109 48		3		3	
TOTALS		RPI 1-25		RPI 26-50		W-L RECORDS		RPI 51-100		RPI 101-150		RPI 150+							
21-18-0		2-10-0		1-4-0		OVERALL		4-1-0		8-0-0		6-3-0							
9-7-0		0-3-0		1-2-0		HOME		1-1-0		4-0-0		3-1-0							
5-5-0		0-5-0		0-0-0		AWAY		2-0-0		3-0-0		0-0-0							
7-6-0		2-2-0		0-2-0		NEUTRAL		1-0-0		1-0-0		3-2-0							
20-10-0		2-4-0		0-2-0		NON-CONFERENCE		4-1-0		8-0-0		6-3-0							
8-2-0		0-0-0		0-0-0		HOME		1-1-0		4-0-0		3-1-0							
5-2-0		0-2-0		0-0-		AWAY		2-0-0		3-0-0		0-0-0							
7-6-0		2-2-0		0-2-0		NEUTRAL		1-0-0		1-0-0		3-2-0							
1-8-0		0-6-0		1-2-0		CONFERENCE		0-0-0		0-0-0		0-0-0							
1-5-0		0-3-0		1-2-0		HOME		0-0-0		0-0-0		0-0-0							
0-3-0		0-3-0		0-0-0		AWAY		0-0-0		0-0-0		0-0-0							
0-0-0		0-0-0		0-0-0		NEUTRAL		0-0-0		0-0-0		0-0-0							
RPI	S	Opponent		Score		RPI	S	Opponent		Score		RPI	S	Opponent		Score			
6	A	Oklahoma		1	19	30	H	Oklahoma St.		1	4	60	A	UCF		6	2		
6	A	Oklahoma		0	8	30	H	Oklahoma St.		4	3	80	N	Boston College		4	2		
6	A	Oklahoma		0	8	30	H	Oklahoma St.		4	10	84	A	UC Riverside		2	1		
12	A	Texas A&M		5	9	50	N	Houston		2	8	97	H	New Mexico St.		7	4		
15	H	Baylor		0	2	50	N	Houston		1	4	97	H	New Mexico St.		1	3		
15	H	Baylor		8	12														
15	H	Baylor		1	5														
16	A	Long Beach St.		2	4														
17	N	Oregon St.		2	4														
17	N	Oregon St.		4	1														
22	N	Hofstra		4	2														
22	N	Hofstra		2	3														
LAST 10 GAMES																			
15 H Baylor						1	5	30 H Oklahoma St.						1	4				
15 H Baylor						0	2	6 A Oklahoma						1	19				
15 H Baylor						8	12	6 A Oklahoma						0	8				
								6 A Oklahoma						0	8				
30 H Oklahoma St.						4	10	84 A UC Riverside						2	1				
30 H Oklahoma St.						4	3												

Non-Div. I Games:

Texas Tech

Average RPI Win:		154	WON-LOST RECORD		WINNING PCT. RANK		LAST 10 GAMES		STRENGTH OF SCHEDULE		OPP. STRENGTH OF SCHEDULE		TEAM RPI		ADJ RPI		CONF. RPI		ADJ CONF. RPI				
DIV. I ONLY			28-11-0		.71795 32		4-6-0		117		79		47		.57141 48		8		8				
DIV. I NON-CONF.			25-8-0		.75758 30		1-3-0		170		48		46		.57333 47		9		9				
TOTALS		RPI 1-25		RPI 26-50				W-L RECORDS				RPI 51-100				RPI 101-150				RPI 150+			
28-11-0		1-4-0		2-0-0				OVERALL				4-5-0				5-0-0				16-2-0			
16-4-0		0-0-0		2-0-0				HOME				2-3-0				5-0-0				7-1-0			
4-3-0		0-1-0		0-0-0				AWAY				2-2-0				0-0-0				2-0-0			
8-4-0		1-3-0		0-0-0				NEUTRAL				0-0-0				0-0-0				7-1-0			
25-8-0		1-4-0		2-0-0				NON-CONFERENCE				3-3-0				5-0-0				14-1-0			
14-3-0		0-0-0		2-0-0				HOME				2-3-0				5-0-0				5-0-0			
3-1-0		0-1-0		0-0-				AWAY				1-0-0				0-0-0				2-0-0			
8-4-0		1-3-0		0-0-0				NEUTRAL				0-0-0				0-0-0				7-1-0			
3-3-0		0-0-0		0-0-0				CONFERENCE				1-2-0				0-0-0				2-1-0			
2-1-0		0-0-0		0-0-0				HOME				0-0-0				0-0-0				2-1-0			
1-2-0		0-0-0		0-0-0				AWAY				1-2-0				0-0-0				0-0-0			
0-0-0		0-0-0		0-0-0				NEUTRAL				0-0-0				0-0-0				0-0-0			
RPI	S	Opponent		Score		RPI	S	Opponent		Score		RPI	S	Opponent		Score		RPI	S	Opponent		Score	
2	N	Oregon		1	5	39	H	South Fla.		1	0	70	H	FIU		0	7	109	H	Southern Ill.		1	0
2	N	Oregon		0	5	39	H	South Fla.		4	1	70	H	FIU		2	5	133	H	Ball St.		4	1
8	A	Florida St.		2	6							71	A	USC Upstate		2	4	134	H	UConn		2	1
22	N	Hofstra		1	2							71	A	USC Upstate		4	3	134	H	UConn		8	3
22	N	Hofstra		3	2							71	A	USC Upstate		1	5	149	H	Stony Brook		2	1
												78	H	NC State		7	2	164	A	UC Santa Barbara		3	2
												91	H	Marshall I		4	3	164	A	UC Santa Barbara		2	0
												91	H	Marshall I		4	8	166	N	Maine		3	5
												95	A	Loyola Marymount		5	0	177	H	Stetson		2	0
																		177	H	Stetson		0	3
																		177	H	Stetson		9	5
																		179	N	Saint Joseph's		2	1
																		180	N	Chattanooga		2	1
																		182	H	LIU Brooklyn		9	6
																		195	H	Georgetown		4	2
																		199	H	Oakland		7	1
																		199	H	Oakland		5	4
																		216	H	Wright St.		6	0
																		232	N	Lehigh		4	2
																		235	N	Providence		3	2
																		235	N	Providence		2	1
																		236	N	Southern Utah		10	1
																		259	N	Princeton		6	2
LAST 10 GAMES																							
						70	H	FIU		2	5	177	H	Stetson		0	3						
						70	H	FIU		0	7	177	H	Stetson		2	0						
						71	A	USC Upstate		4	3	177	H	Stetson		9	5						
						71	A	USC Upstate		1	5	91	H	Marshall I		4	3						
						71	A	USC Upstate		2	4	91	H	Marshall I		4	8						

Non-Div. I Games:

FGCU



[illegible]

**Non-Div. I Games:**

Kennesaw St.



Average RPI Win:		132	WON-LOST RECORD		WINNING PCT. RANK		LAST 10 GAMES		STRENGTH OF SCHEDULE		OPP. STRENGTH OF SCHEDULE		TEAM RPI		ADJ RPI		CONF. RPI		ADJ CONF. RPI	
DIV. I ONLY			25-15-0		.625 68		6-4-0		59		60		49		.56811 51		4		4	
DIV. I NON-CONF.			20-11-0		.64516 66		1-0-0		70		84		49		.56919 49		4		4	
TOTALS		RPI 1-25		RPI 26-50		W-L RECORDS		RPI 51-100		RPI 101-150		RPI 150+								
25-15-0		0-3-0		4-3-0		OVERALL		2-9-0		9-0-0		10-0-0								
5-2-0		0-0-0		1-1-0		HOME		1-1-0		3-0-0		0-0-0								
5-8-0		0-2-0		3-1-0		AWAY		0-5-0		1-0-0		1-0-0								
15-5-0		0-1-0		0-1-0		NEUTRAL		1-3-0		5-0-0		9-0-0								
20-11-0		0-3-0		2-2-0		NON-CONFERENCE		2-6-0		6-0-0		10-0-0								
2-2-0		0-0-0		1-1-0		HOME		1-1-0		0-0-0		0-0-0								
3-4-0		0-2-0		1-0-		AWAY		0-2-0		1-0-0		1-0-0								
15-5-0		0-1-0		0-1-0		NEUTRAL		1-3-0		5-0-0		9-0-0								
5-4-0		0-0-0		2-1-0		CONFERENCE		0-3-0		3-0-0		0-0-0								
3-0-0		0-0-0		0-0-0		HOME		0-0-0		3-0-0		0-0-0								
2-4-0		0-0-0		2-1-0		AWAY		0-3-0		0-0-0		0-0-0								
0-0-0		0-0-0		0-0-0		NEUTRAL		0-0-0		0-0-0		0-0-0								
RPI	S	Opponent		Score		RPI	S	Opponent		Score		RPI	S	Opponent		Score				
12	A	Texas A&M		0	7	26	N	Nebraska		2	3	56	A	McNeese		3	6			
12	A	Texas A&M		0	6	29	A	Wichita St.		3	2	56	A	McNeese		6	8			
25	N	Texas St.		1	6	29	A	Wichita St.		9	3	57	N	Iowa		1	2			
						29	A	Wichita St.		5	14	57	N	Iowa		3	11			
						30	A	Oklahoma St.		7	4	59	N	Iowa St.		1	12			
						30	H	Oklahoma St.		2	0	59	N	Iowa St.		7	1			
						41	H	Drake		2	7	60	A	UCF		1	2			
												60	A	UCF		0	1			
												60	A	UCF		1	2			
												85	H	Missouri St.		6	7			
												90	H	Illinois St.		6	1			
						LAST 10 GAMES														
						29	A	Wichita St.		5	14	113	H	East Carolina		4	1			
						29	A	Wichita St.		3	2	113	H	East Carolina		5	0			
						29	A	Wichita St.		9	3	60	A	UCF		1	2			
						30	A	Oklahoma St.		7	4	60	A	UCF		1	2			
						113	H	East Carolina		9	0	60	A	UCF		0	1			

Non-Div. I Games:

Tulsa

Average RPI Win:	143	WON-LOST RECORD	WINNING PCT. RANK	LAST 10 GAMES	STRENGTH OF SCHEDULE	OPP. STRENGTH OF SCHEDULE	TEAM RPI	ADJ RPI	CONF. RPI	ADJ CONF. RPI	
Average RPI Loss:	103										
DIV. I ONLY	26-10-0	.72222	31	8-2-0	130	112	52	.56768	52	8	8
DIV. I NON-CONF.	20-7-0	.74074	32	2-0-0	202	70	57	.55918	55	9	9
<hr/>											
TOTALS	RPI 1-25	RPI 26-50		W-L RECORDS	RPI 51-100		RPI 101-150		RPI 150+		
26-10-0	0-0-0	3-2-0		OVERALL	5-4-0		5-1-0		13-3-0		
12-5-0	0-0-0	1-0-0		HOME	2-3-0		3-0-0		6-2-0		
5-1-0	0-0-0	1-0-0		AWAY	0-0-0		0-0-0		4-1-0		
9-4-0	0-0-0	1-2-0		NEUTRAL	3-1-0		2-1-0		3-0-0		
<hr/>											
20-7-0	0-0-0	3-2-0		NON-CONFERENCE	4-2-0		5-1-0		8-2-0		
8-3-0	0-0-0	1-0-0		HOME	1-1-0		3-0-0		3-2-0		
3-0-0	0-0-0	1-0-		AWAY	0-0-0		0-0-0		2-0-0		
9-4-0	0-0-0	1-2-0		NEUTRAL	3-1-0		2-1-0		3-0-0		
<hr/>											
6-3-0	0-0-0	0-0-0		CONFERENCE	1-2-0		0-0-0		5-1-0		
4-2-0	0-0-0	0-0-0		HOME	1-2-0		0-0-0		3-0-0		
2-1-0	0-0-0	0-0-0		AWAY	0-0-0		0-0-0		2-1-0		
0-0-0	0-0-0	0-0-0		NEUTRAL	0-0-0		0-0-0		0-0-0		
<hr/>											
RPI	S	Opponent	Score	RPI	S	Opponent	Score	RPI	S	Opponent	Score
				32	N	Ole Miss	3 0	59	N	Iowa St.	1 6
				40	N	UNCG	2 6	59	N	Iowa St.	1 0
				42	H	Louisville	3 1	63	H	Ga. Southern	5 3
				45	N	Northwestern	3 11	63	H	Ga. Southern	1 5
				50	A	Houston	3 2	71	H	USC Upstate	0 2
								71	H	USC Upstate	12 11
								71	H	USC Upstate	0 4
								74	N	Ohio	12 4
								99	N	Georgia Tech	1 0

Non-Div. I Games:

Lipscomb

Longwood

Longwood



Average RPI Win: 133		WON-LOST RECORD		WINNING PCT. RANK		LAST 10 GAMES		STRENGTH OF SCHEDULE		OPP. STRENGTH OF SCHEDULE		TEAM RPI		ADJ RPI		CONF. RPI		ADJ CONF. RPI					
DIV. I ONLY		25-13-0		.65789 55		6-4-0		129		45		55		.56116 55		5		5					
DIV. I NON-CONF.		19-9-0		.67857 49		0-0-0		106		50		48		.57453 45		5		5					
TOTALS		RPI 1-25		RPI 26-50		W-L RECORDS		RPI 51-100		RPI 101-150		RPI 150+											
25-13-0		2-2-0		1-4-0		OVERALL		4-5-0		8-1-0		10-1-0											
6-1-0		0-0-0		1-1-0		HOME		0-0-0		3-0-0		2-0-0											
9-6-0		0-2-0		0-2-0		AWAY		3-1-0		4-0-0		2-1-0											
10-6-0		2-0-0		0-1-0		NEUTRAL		1-4-0		1-1-0		6-0-0											
19-9-0		2-2-0		0-1-0		NON-CONFERENCE		4-5-0		5-1-0		8-0-0											
2-0-0		0-0-0		0-0-0		HOME		0-0-0		0-0-0		2-0-0											
7-3-0		0-2-0		0-0-		AWAY		3-1-0		4-0-0		0-0-0											
10-6-0		2-0-0		0-1-0		NEUTRAL		1-4-0		1-1-0		6-0-0											
6-4-0		0-0-0		1-3-0		CONFERENCE		0-0-0		3-0-0		2-1-0											
4-1-0		0-0-0		1-1-0		HOME		0-0-0		3-0-0		0-0-0											
2-3-0		0-0-0		0-2-0		AWAY		0-0-0		0-0-0		2-1-0											
0-0-0		0-0-0		0-0-0		NEUTRAL		0-0-0		0-0-0		0-0-0											
RPI	S	Opponent		Score		RPI	S	Opponent		Score		RPI	S	Opponent		Score							
19	A	Mississippi St.		1	12	31	A	Minnesota		0	6	54	N	South Ala.		3	10	102	A	Bradley	4	3	
19	A	Mississippi St.		5	9	31	A	Minnesota		0	6	60	N	UCF		2	3	108	N	Cal Poly	3	4	
23	N	Missouri		9	6	42	N	Louisville		7	9	64	A	North Carolina		2	6	108	N	Cal Poly	5	3	
23	N	Missouri		5	2	45	H	Northwestern		15	9	64	A	North Carolina		5	2	109	A	Southern Ill.	14	1	
						45	H	Northwestern		7	8	67	N	Pittsburgh		0	9	109	A	Southern Ill.	5	0	
												67	N	Pittsburgh		5	4	131	A	SIUE	10	0	
												81	A	Fresno St.		10	9	137	H	Maryland	7	1	
												81	A	Fresno St.		8	5	137	H	Maryland	20	2	
												98	N	North Florida		3	5	137	H	Maryland	11	0	
																		173	A	Purdue	3	6	
																		173	A	Purdue	14	6	
																		173	A	Purdue	10	2	
																		174	N	Northern Ill.	2	1	
																		174	N	Northern Ill.	10	2	
																		197	H	Ill. -Chicago	6	4	
																		197	H	Ill. -Chicago	16	5	
																		209	N	Murray St.	7	2	
																		224	N	UMass Lowell	4	3	
																		224	N	UMass Lowell	11	0	
																		235	N	Providence	9	1	
						LAST 10 GAMES																	
						137	H	Maryland		20	2	45	H	Northwestern		7	8						
						137	H	Maryland		7	1	45	H	Northwestern		15	9						
						137	H	Maryland		11	0	173	A	Purdue		14	6						
						31	A	Minnesota		0	6	173	A	Purdue		10	2						
						31	A	Minnesota		0	6	173	A	Purdue		3	6						

Non-Div. I Games:

Illinois

Average RPI Win: 152		WON-LOST RECORD		WINNING PCT. RANK		LAST 10 GAMES		STRENGTH OF SCHEDULE		OPP. STRENGTH OF SCHEDULE		TEAM RPI		ADJ RPI		CONF. RPI		ADJ CONF. RPI	
DIV. I ONLY		27-13-0		.675 46		7-3-0		137		69		56		.55965 56		17		17	
DIV. I NON-CONF.		17-8-0		.68 48		0-2-0		81		23		41		.58337 41		17		17	
TOTALS		RPI 1-25		RPI 26-50		W-L RECORDS		RPI 51-100		RPI 101-150		RPI 150+							
27-13-0		2-4-0		0-1-0		OVERALL		5-2-0		4-5-0		16-1-0							
11-4-0		0-1-0		0-1-0		HOME		3-2-0		0-0-0		8-0-0							
8-6-0		1-1-0		0-0-0		AWAY		1-0-0		3-4-0		3-1-0							
8-3-0		1-2-0		0-0-0		NEUTRAL		1-0-0		1-1-0		5-0-0							
17-8-0		2-4-0		0-1-0		NON-CONFERENCE		5-2-0		2-1-0		8-0-0							
5-4-0		0-1-0		0-1-0		HOME		3-2-0		0-0-0		2-0-0							
4-1-0		1-1-0		0-0-		AWAY		1-0-0		1-0-0		1-0-0							
8-3-0		1-2-0		0-0-0		NEUTRAL		1-0-0		1-1-0		5-0-0							
10-5-0		0-0-0		0-0-0		CONFERENCE		0-0-0		2-4-0		8-1-0							
6-0-0		0-0-0		0-0-0		HOME		0-0-0		0-0-0		6-0-0							
4-5-0		0-0-0		0-0-0		AWAY		0-0-0		2-4-0		2-1-0							
0-0-0		0-0-0		0-0-0		NEUTRAL		0-0-0		0-0-0		0-0-0							
RPI	S	Opponent	Score		RPI	S	Opponent	Score		RPI	S	Opponent	Score		RPI	S	Opponent	Score	
8	A	Florida St.	6	1	50	H	Houston	4	5	51	H	Tulsa	6	3	105	N	Fla. Atlantic	2	4
13	A	LSU	0	2						51	H	Tulsa	8	6	106	A	Northwestern St.	5	1
13	H	LSU	1	9						54	H	South Ala.	6	9	106	A	Northwestern St.	2	6
15	N	Baylor	1	7						70	H	FIU	9	5	106	A	Northwestern St.	5	3
18	N	Alabama	1	11						76	H	Louisiana Tech	7	8	119	A	La.-Monroe	2	0
21	N	Arkansas	6	5						90	N	Illinois St.	7	5	128	N	Middle Tenn.	8	5
										98	A	North Florida	6	0	144	A	Central Ark.	6	8
															144	A	Central Ark.	6	7
															144	A	Central Ark.	1	2
															153	A	Sam Houston St.	0	5
															153	A	Sam Houston St.	7	4
															153	A	Sam Houston St.	10	2
															168	A	Southern Miss.	5	2
															173	N	Purdue	7	1
															181	H	Incarnate Word	5	4
															181	H	Incarnate Word	8	0
															181	H	Incarnate Word	6	5
															188	N	Delaware	9	1
															193	N	Villanova	13	3
															221	H	Virginia	4	3
															221	H	Virginia	7	0
															226	N	Manhattan	6	2
															250	H	A&M-Corpus Christi	10	2
															250	H	A&M-Corpus Christi	9	0
															250	H	A&M-Corpus Christi	5	3
															276	N	Mississippi Val.	12	6
					LAST 10 GAMES														
					250 H A&M-Corpus Christi					106 A Northwestern St.					5 1				
					250 H A&M-Corpus Christi					106 A Northwestern St.					5 3				
					250 H A&M-Corpus Christi					54 H South Ala.					6 9				
					13 H LSU					181 H Incarnate Word					5 4				
					106 A Northwestern St.					181 H Incarnate Word					6 5				

Non-Div. I Games:

McNeese



Average RPI Win: 111		WON-LOST RECORD		WINNING PCT. RANK		LAST 10 GAMES		STRENGTH OF SCHEDULE		OPP. STRENGTH OF SCHEDULE		TEAM RPI		ADJ RPI		CONF. RPI		ADJ CONF. RPI	
DIV. I ONLY		18-17-0		.51429 133		5-5-0		42		66		69		.55361 57		5		5	
DIV. I NON-CONF.		14-13-0		.51852 131		2-1-0		27		81		63		.55611 59		5		5	
TOTALS		RPI 1-25		RPI 26-50		W-L RECORDS		RPI 51-100		RPI 101-150		RPI 150+							
18-17-0		2-3-0		5-3-0		OVERALL		2-4-0		1-4-0		8-3-0							
7-4-0		0-0-0		4-2-0		HOME		0-2-0		0-0-0		3-0-0							
3-7-0		1-2-0		0-0-0		AWAY		0-0-0		1-3-0		1-1-0							
8-6-0		1-0-0		1-1-0		NEUTRAL		2-2-0		0-1-0		4-2-0							
14-13-0		2-3-0		1-2-0		NON-CONFERENCE		2-4-0		1-1-0		8-3-0							
3-3-0		0-0-0		0-1-0		HOME		0-2-0		0-0-0		3-0-0							
3-4-0		1-3-0		0-0-		AWAY		0-0-0		1-0-0		1-1-0							
8-6-0		1-0-0		1-1-0		NEUTRAL		2-2-0		0-1-0		4-2-0							
4-4-0		0-0-0		4-1-0		CONFERENCE		0-0-0		0-3-0		0-0-0							
4-1-0		0-0-0		4-1-0		HOME		0-0-0		0-0-0		0-0-0							
0-3-0		0-0-0		0-0-0		AWAY		0-0-0		0-3-0		0-0-0							
0-0-0		0-0-0		0-0-0		NEUTRAL		0-0-0		0-0-0		0-0-0							
RPI	S	Opponent	Score		RPI	S	Opponent	Score		RPI	S	Opponent	Score		RPI	S	Opponent	Score	
3	A	Ari zona St.	0	9	28	H	Mi chi gan	1	4	51	N	Tul sa	11	3	108	N	Cal Poly	2	3
3	A	Ari zona St.	3	1	28	H	Mi chi gan	4	3	51	N	Tul sa	2	1	126	A	Creighton	4	3
12	A	Texas A&M	2	3	29	N	Wi chi ta St.	5	12	61	N	Eastern Ill.	2	4	137	A	Maryland	1	2
15	N	Bayl or	3	1	29	N	Wi chi ta St.	3	2	86	N	Stanford	2	3	137	A	Maryland	2	5
24	A	Loui si ana	0	9	41	H	Drake	1	3	88	H	South Dakota St.	1	4	137	A	Maryland	0	1
					44	H	Wi sconsi n	3	0	88	H	South Dakota St.	2	5	157	A	Grand Canyon	0	1
					44	H	Wi sconsi n	5	3						157	A	Grand Canyon	6	5
					44	H	Wi sconsi n	4	3						157	H	Grand Canyon	12	1
															175	N	Butler	0	4
															175	N	Butler	8	0
															195	N	Georgetown	5	0
															195	N	Georgetown	2	0
															197	N	Ill. -Chi cago	4	6
															197	N	Ill. -Chi cago	3	0
															240	H	Green Bay	3	2
															240	H	Green Bay	9	1
					LAST 10 GAMES														
					44	H	Wi sconsi n	5	3	137	A	Maryl and	1	2					
					44	H	Wi sconsi n	3	0	41	H	Drake	1	3					
					44	H	Wi sconsi n	4	3	240	H	Green Bay	3	2					
					137	A	Maryl and	0	1	240	H	Green Bay	9	1					
					137	A	Maryl and	2	5	28	H	Mi chi gan	1	4					

Non-Div. I Games:

Iowa

Average RPI Win:		127	WON-LOST		WINNING		LAST 10		STRENGTH OF		OPP. STRENGTH		TEAM	ADJ		CONF.	ADJ CONF.
Average RPI Loss:		49	RECORD		PCT. RANK		GAMES		SCHEDULE		OF SCHEDULE		RPI	RPI		RPI	RPI
DIV. I ONLY			20-18-0		.52632 128		6-4-0		44		31		58	.55117 58		6	7
DIV. I NON-CONF.			15-9-0		.625 80		2-0-0		79		28		51	.56394 51		7	7
TOTALS		RPI 1-25		RPI 26-50		W-L RECORDS		RPI 51-100		RPI 101-150		RPI 150+					
20-18-0		1-8-0		0-3-0		OVERALL		7-3-0		7-4-0		5-0-0					
11-5-0		1-4-0		0-0-0		HOME		3-0-0		4-1-0		3-0-0					
3-8-0		0-2-0		0-2-0		AWAY		2-2-0		1-2-0		0-0-0					
6-5-0		0-2-0		0-1-0		NEUTRAL		2-1-0		2-1-0		2-0-0					
15-9-0		0-4-0		0-3-0		NON-CONFERENCE		6-1-0		4-1-0		5-0-0					
8-0-0		0-0-0		0-0-0		HOME		3-0-0		2-0-0		3-0-0					
1-4-0		0-2-0		0-0-		AWAY		1-0-0		0-0-0		0-0-0					
6-5-0		0-2-0		0-1-0		NEUTRAL		2-1-0		2-1-0		2-0-0					
5-9-0		1-4-0		0-0-0		CONFERENCE		1-2-0		3-3-0		0-0-0					
3-5-0		1-4-0		0-0-0		HOME		0-0-0		2-1-0		0-0-0					
2-4-0		0-0-0		0-0-0		AWAY		1-2-0		1-2-0		0-0-0					
0-0-0		0-0-0		0-0-0		NEUTRAL		0-0-0		0-0-0		0-0-0					
RPI	S	Opponent		Score		RPI	S	Opponent		Score		RPI	S	Opponent		Score	
7	N	Florida		0	11	28	N	Mi chi gan		0	8	54	A	South Ala.		0	4
8	N	Florida St.		0	8	39	A	South Fla.		4	5	54	A	South Ala.		6	1
14	A	Auburn		0	5	49	A	Kennesaw St.		0	8	54	A	South Ala.		3	3
18	A	Al abama		1	5							65	H	Mercer		14	8
24	H	Loui si ana		4	8							77	H	DePaul		6	3
24	H	Loui si ana		7	6							90	N	Illinois St.		6	7
24	H	Loui si ana		1	12							92	N	UNI		3	1
25	H	Texas St.		0	2							92	N	UNI		9	1
25	H	Texas St.		4	5							99	A	Georgi a Tech		3	2
												99	H	Georgi a Tech		5	2
												103	A	UT Arlington		0	4
												103	A	UT Arlington		7	1
												103	A	UT Arlington		1	3
												110	N	Saint Francis (PA)		10	3
												110	N	Saint Francis (PA)		1	8
												114	H	Troy		6	3
												114	H	Troy		3	2
												114	H	Troy		1	4
												134	H	UConn		2	0
												134	H	UConn		9	7
												147	N	UAB		15	4
												188	N	Del aware		14	2
												188	N	Del aware		2	1
												229	H	Detroi t Mercy		14	6
												229	H	Detroi t Mercy		11	1
												251	H	Presbyteri an		3	0
LAST 10 GAMES																	
						24	H	Loui si ana		7	6	114	H	Troy		6	3
						24	H	Loui si ana		4	8	114	H	Troy		1	4
						24	H	Loui si ana		1	12	99	A	Georgi a Tech		3	2
						65	H	Mercer		14	8	54	A	South Ala.		0	5
						114	H	Troy		3	2	54	A	South Ala.		6	5

Non-Div. I Games:

Georgia St.

Average RPI Win:		112	WON-LOST		WINNING		LAST 10		STRENGTH OF		OPP. STRENGTH		TEAM		ADJ		CONF.		ADJ CONF.	
Average RPI Loss:		60	RECORD		PCT. RANK		GAMES		SCHEDULE		OF SCHEDULE		RPI		RPI		RPI		RPI	
DIV. I ONLY			18-23-0		.43902		177		2-8-0		25		51		71		.55065		59	
DIV. I NON-CONF.			17-16-0		.51515		136		1-1-0		41		67		69		.55184		63	
TOTALS		RPI 1-25		RPI 26-50		W-L RECORDS		RPI 51-100		RPI 101-150		RPI 150+								
18-23-0		0-6-0		4-7-0		OVERALL		5-5-0		4-4-0		5-1-0								
0-3-0		0-0-0		0-3-0		HOME		0-0-0		0-0-0		0-0-0								
5-11-0		0-5-0		2-2-0		AWAY		0-3-0		1-0-0		2-1-0								
13-9-0		0-1-0		2-2-0		NEUTRAL		5-2-0		3-4-0		3-0-0								
17-16-0		0-4-0		3-2-0		NON-CONFERENCE		5-5-0		4-4-0		5-1-0								
0-0-0		0-0-0		0-0-0		HOME		0-0-0		0-0-0		0-0-0								
4-7-0		0-3-0		1-0-		AWAY		0-3-0		1-0-0		2-1-0								
13-9-0		0-1-0		2-2-0		NEUTRAL		5-2-0		3-4-0		3-0-0								
1-7-0		0-2-0		1-5-0		CONFERENCE		0-0-0		0-0-0		0-0-0								
0-3-0		0-0-0		0-3-0		HOME		0-0-0		0-0-0		0-0-0								
1-4-0		0-2-0		1-2-0		AWAY		0-0-0		0-0-0		0-0-0								
0-0-0		0-0-0		0-0-0		NEUTRAL		0-0-0		0-0-0		0-0-0								
RPI	S	Opponent		Score		RPI	S	Opponent		Score		RPI	S	Opponent		Score				
6	A	Oklahoma		1 8		30	A	Oklahoma St.		1 8		51	N	Tulsa		1 7				
6	A	Oklahoma		5 9		30	A	Oklahoma St.		5 4		51	N	Tulsa		12 1				
7	A	Florida		0 8		30	A	Oklahoma St.		2 7		52	N	Lipscomb		0 1				
7	A	Florida		0 3		33	H	Texas		0 8		52	N	Lipscomb		6 1				
16	N	Long Beach St.		1 3		33	H	Texas		5 8		63	N	Ga. Southern		1 0				
21	A	Arkansas		3 8		33	H	Texas		4 11		90	N	Illinois St.		5 4				
						40	N	UNCG		0 2		93	N	Boise St.		7 2				
						43	N	San Jose St.		12 4		98	A	North Florida		0 3				
						45	N	Northwestern		0 1		100	A	Coastal Caro.		0 5				
						46	N	BYU		5 3		100	A	Coastal Caro.		0 8				
						50	A	Houston		4 1										
						LAST 10 GAMES														
						6	A	Oklahoma		1 8		30	A	Oklahoma St.		5 4				
						6	A	Oklahoma		5 9		30	A	Oklahoma St.		2 7				
						33	H	Texas		0 8		30	A	Oklahoma St.		1 8				
						33	H	Texas		4 11		110	N	Saint Francis (PA)		2 3				
						33	H	Texas		5 8		51	N	Tulsa		12 1				

Non-Div. I Games:

Iowa St.

UCF

Average RPI Win: 136		WON-LOST RECORD		WINNING PCT. RANK		LAST 10 GAMES		STRENGTH OF SCHEDULE		OPP. STRENGTH OF SCHEDULE		TEAM RPI		ADJ RPI		CONF. RPI		ADJ CONF. RPI	
DIV. I ONLY		26-15-0		.63415 64		7-3-0		122		73		68		.55047 60		4		4	
DIV. I NON-CONF.		20-12-0		.625 80		2-0-0		163		90		83		.5386 77		4		4	
TOTALS		RPI 1-25		RPI 26-50		W-L RECORDS		RPI 51-100		RPI 101-150		RPI 150+							
26-15-0		3-1-0		2-4-0		OVERALL		4-4-0		4-3-0		13-3-0							
11-5-0		2-0-0		0-1-0		HOME		3-2-0		2-1-0		4-1-0							
4-4-0		0-0-0		2-1-0		AWAY		0-1-0		1-2-0		1-0-0							
11-6-0		1-1-0		0-2-0		NEUTRAL		1-1-0		1-0-0		8-2-0							
20-12-0		3-1-0		0-3-0		NON-CONFERENCE		1-4-0		3-1-0		13-3-0							
8-5-0		2-0-0		0-1-0		HOME		0-2-0		2-1-0		4-1-0							
1-1-0		0-0-0		0-0-0		AWAY		0-1-0		0-0-0		1-0-0							
11-6-0		1-1-0		0-2-0		NEUTRAL		1-1-0		1-0-0		8-2-0							
6-3-0		0-0-0		2-1-0		CONFERENCE		3-0-0		1-2-0		0-0-0							
3-0-0		0-0-0		0-0-0		HOME		3-0-0		0-0-0		0-0-0							
3-3-0		0-0-0		2-1-0		AWAY		0-0-0		1-2-0		0-0-0							
0-0-0		0-0-0		0-0-0		NEUTRAL		0-0-0		0-0-0		0-0-0							
RPI	S	Opponent	Score		RPI	S	Opponent	Score		RPI	S	Opponent	Score		RPI	S	Opponent	Score	
4	N	UCLA	1	9	34	N	James Madison	2	3	51	H	Tulsa	2	1	109	N	Southern Ill.	8	3
7	H	Florida	1	0	42	N	Louisville	3	5	51	H	Tulsa	1	0	133	H	Ball St.	2	1
16	N	Long Beach St.	3	0	47	H	Texas Tech	2	6	51	H	Tulsa	2	1	134	A	UConn	8	3
22	H	Hofstra	1	0	50	A	Houston	0	4	55	N	Illinois	3	2	134	A	UConn	3	11
					50	A	Houston	3	0	63	H	Ga. Southern	1	7	134	A	UConn	1	5
					50	A	Houston	7	2	64	N	North Carolina	0	2	138	H	Virginia Tech	1	0
										92	H	UNI	0	11	148	H	UTSA	0	2
										94	A	San Diego St.	1	3	152	N	Western Mich.	3	6
															160	A	Jacksonville	5	3
															175	N	Butler	5	1
															179	N	Saint Joseph's	9	1
															180	N	Chattanooga	3	1
															182	H	LIU Brooklyn	13	7
															196	N	Western Caro.	8	0
															196	N	Western Caro.	3	7
															205	H	Florida A&M	2	1
															212	N	Quinnipiac	7	1
															219	H	Bethune-Cookman	8	0
															230	N	Penn St.	4	0
															233	N	Santa Clara	9	1
															235	N	Providence	4	2
															259	H	Princeton	4	7
															259	H	Princeton	6	1
					LAST 10 GAMES														
					134	A	UConn	1	5	50	A	Houston	7	2					
					134	A	UConn	8	3	50	A	Houston	3	0					
					134	A	UConn	3	11	219	H	Bethune-Cookman	8	0					
					7	H	Florida	1	0	51	H	Tulsa	2	1					
					50	A	Houston	0	4	51	H	Tulsa	2	1					

Non-Div. I Games:

UCF

Average RPI Win:		176	WON-LOST RECORD		WINNING PCT. RANK		LAST 10 GAMES		STRENGTH OF SCHEDULE		OPP. STRENGTH OF SCHEDULE		TEAM RPI		ADJ RPI		CONF. RPI		ADJ CONF. RPI					
DIV. I ONLY			25-8-0		.75758		21		9-1-0		201		121		60		.55003		61		16		16	
DIV. I NON-CONF.			21-8-0		.72414		36		5-1-0		201		108		65		.54782		68		16		16	
TOTALS		RPI 1-25		RPI 26-50		W-L RECORDS		RPI 51-100		RPI 101-150		RPI 150+												
25-8-0		0-2-0		1-1-0		OVERALL		2-2-0		3-2-0		19-1-0												
1-0-0		0-0-0		0-0-0		HOME		0-0-0		1-0-0		0-0-0												
8-4-0		0-2-0		0-1-0		AWAY		1-1-0		2-0-0		5-0-0												
16-4-0		0-0-0		1-0-0		NEUTRAL		1-1-0		0-2-0		14-1-0												
21-8-0		0-2-0		1-1-0		NON-CONFERENCE		2-2-0		1-2-0		17-1-0												
1-0-0		0-0-0		0-0-0		HOME		0-0-0		1-0-0		0-0-0												
4-4-0		0-2-0		0-0-		AWAY		1-1-0		0-0-0		3-0-0												
16-4-0		0-0-0		1-0-0		NEUTRAL		1-1-0		0-2-0		14-1-0												
4-0-0		0-0-0		0-0-0		CONFERENCE		0-0-0		2-0-0		2-0-0												
0-0-0		0-0-0		0-0-0		HOME		0-0-0		0-0-0		0-0-0												
4-0-0		0-0-0		0-0-0		AWAY		0-0-0		2-0-0		2-0-0												
0-0-0		0-0-0		0-0-0		NEUTRAL		0-0-0		0-0-0		0-0-0												
RPI	S	Opponent		Score		RPI	S	Opponent		Score		RPI	S	Opponent		Score								
24	A	Louisiana		10	14	33	N	Texas		5	1	57	N	Iowa		4	2							
24	A	Louisiana		1	2	42	A	Louisville		0	6	62	N	Furman		5	6							
												82	A	Col. of Charleston		8	6							
												82	A	Col. of Charleston		3	4							
												118	A	Belmont		3	2							
												118	A	Belmont		11	8							
												137	N	Maryland		2	3							
												147	N	UAB		3	6							
												149	H	Indiana St.		2	0							
												152	N	Western Mich.		11	3							
												155	N	Evansville		0	11							
												155	N	Evansville		9	6							
												158	A	Charleston So.		5	4							
												158	N	Charleston So.		6	0							
												163	A	Gardner-Webb		9	0							
												171	N	Winthrop		3	1							
												180	A	Chattanooga		4	3							
												190	N	Western Ill.		6	1							
												190	N	Western Ill.		4	0							
												195	N	Georgetown		10	2							
												196	N	Western Caro.		5	3							
												196	N	Western Caro.		3	1							
												216	N	Wright St.		3	0							
												225	N	Samford		4	0							
												228	N	IUPUI		8	4							
												228	N	IUPUI		5	3							
												271	N	Alabama St.		11	0							
												282	A	Tennessee St.		5	1							
												282	A	Tennessee St.		6	1							
LAST 10 GAMES																								
				149	H	Indiana St.		2	0	33	N	Texas		5	1									
				282	A	Tennessee St.		6	1	195	N	Georgetown		10	2									
				282	A	Tennessee St.		5	1	82	A	Col. of Charleston		3	4									
				118	A	Belmont		3	2	82	A	Col. of Charleston		8	6									
				118	A	Belmont		11	8	158	A	Charleston So.		5	4									

Non-Div. I Games:

Eastern Ill.

Average RPI Win:		176	WON-LOST RECORD		WINNING PCT. RANK		LAST 10 GAMES		STRENGTH OF SCHEDULE		OPP. STRENGTH OF SCHEDULE		TEAM RPI		ADJ RPI		CONF. RPI		ADJ CONF. RPI				
DIV. I ONLY			29-10-0		.74359 27		6-4-0		188		109		57		.5499 62		13		13				
DIV. I NON-CONF.			26-7-0		.78788 23		3-1-0		234		102		58		.54978 65		14		14				
TOTALS		RPI 1-25		RPI 26-50		W-L RECORDS		RPI 51-100		RPI 101-150		RPI 150+											
29-10-0		0-3-0		1-3-0		OVERALL		4-1-0		2-0-0		22-3-0											
22-2-0		0-0-0		0-0-0		HOME		1-0-0		2-0-0		19-2-0											
2-7-0		0-3-0		0-3-0		AWAY		0-1-0		0-0-0		2-0-0											
5-1-0		0-0-0		1-0-0		NEUTRAL		3-0-0		0-0-0		1-1-0											
26-7-0		0-3-0		1-0-0		NON-CONFERENCE		4-1-0		2-0-0		19-3-0											
19-2-0		0-0-0		0-0-0		HOME		1-0-0		2-0-0		16-2-0											
2-4-0		0-3-0		0-0-		AWAY		0-1-0		0-0-0		2-0-0											
5-1-0		0-0-0		1-0-0		NEUTRAL		3-0-0		0-0-0		1-1-0											
3-3-0		0-0-0		0-3-0		CONFERENCE		0-0-0		0-0-0		3-0-0											
3-0-0		0-0-0		0-0-0		HOME		0-0-0		0-0-0		3-0-0											
0-3-0		0-0-0		0-3-0		AWAY		0-0-0		0-0-0		0-0-0											
0-0-0		0-0-0		0-0-0		NEUTRAL		0-0-0		0-0-0		0-0-0											
RPI	S	Opponent		Score		RPI	S	Opponent		Score		RPI	S	Opponent		Score							
9	A	South Carolina		0	1	29	N	Wichita St.		8	7	61	N	Eastern Ill.		6	5						
14	A	Auburn		0	2	40	A	UNCG		0	1	82	A	Col. of Charleston		4	6						
14	A	Auburn		1	9	40	A	UNCG		0	22	91	H	Marshall I		5	0						
						40	A	UNCG		1	4	91	N	Marshall I		3	1						
												91	N	Marshall I		3	1						
												104	H	Indiana		4	3						
												104	H	Indiana		1	0						
												159	H	Charlotte		6	5						
												159	H	Charlotte		2	1						
												163	H	Gardner-Webb		10	2						
												163	H	Gardner-Webb		8	7						
												171	H	Winthrop		8	3						
												171	H	Winthrop		6	0						
												171	H	Winthrop		2	1						
												183	H	Sacred Heart		5	0						
												183	H	Sacred Heart		4	3						
												192	H	ETSU		3	2						
												192	H	ETSU		11	2						
												192	H	ETSU		3	1						
												207	H	Fairfield		8	3						
												207	H	Fairfield		5	4						
												207	H	Fairfield		0	3						
												216	N	Wright St.		6	7						
												238	H	Mt. St. Mary's		2	0						
												238	H	Mt. St. Mary's		12	1						
												251	A	Presbyterian		5	1						
												251	A	Presbyterian		4	3						
												251	H	Presbyterian		6	3						
												256	H	Delaware St.		3	5						
												258	H	Colgate		7	0						
												258	H	Colgate		7	0						
												284	N	Norfolk St.		7	0						
LAST 10 GAMES																							
192 H ETSU						3 1						9 A South Carolina						0 1					
192 H ETSU						3 2						40 A UNCG						0 22					
192 H ETSU						11 2						40 A UNCG						0 1					
171 H Winthrop						6 0						40 A UNCG						1 4					
171 H Winthrop						8 3						163 H Gardner-Webb						8 7					

**Non-Div. I Games:**

Furman

Average RPI Win:		128	WON-LOST RECORD		WINNING PCT. RANK		LAST 10 GAMES		STRENGTH OF SCHEDULE		OPP. STRENGTH OF SCHEDULE		TEAM RPI		ADJ RPI		CONF. RPI		ADJ CONF. RPI	
DIV. I ONLY			21-17-0		.55263 107		2-8-0		61		63		65		.54952 63		6		7	
DIV. I NON-CONF.			15-8-0		.65217 61		0-1-0		119		56		56		.56036 54		7		7	
TOTALS		RPI 1-25		RPI 26-50		W-L RECORDS		RPI 51-100		RPI 101-150		RPI 150+								
21-17-0		0-6-0		0-0-0		OVERALL		8-6-0		7-3-0		6-2-0								
8-3-0		0-0-0		0-0-0		HOME		4-1-0		2-1-0		2-1-0								
4-11-0		0-6-0		0-0-0		AWAY		2-4-0		2-1-0		0-0-0								
9-3-0		0-0-0		0-0-0		NEUTRAL		2-1-0		3-1-0		4-1-0								
15-8-0		0-3-0		0-0-0		NON-CONFERENCE		6-2-0		3-1-0		6-2-0								
4-1-0		0-0-0		0-0-0		HOME		2-0-0		0-0-0		2-1-0								
2-4-0		0-3-0		0-0-		AWAY		2-1-0		0-0-0		0-0-0								
9-3-0		0-0-0		0-0-0		NEUTRAL		2-1-0		3-1-0		4-1-0								
6-9-0		0-3-0		0-0-0		CONFERENCE		2-4-0		4-2-0		0-0-0								
4-2-0		0-0-0		0-0-0		HOME		2-1-0		2-1-0		0-0-0								
2-7-0		0-3-0		0-0-0		AWAY		0-3-0		2-1-0		0-0-0								
0-0-0		0-0-0		0-0-0		NEUTRAL		0-0-0		0-0-0		0-0-0								
RPI	S	Opponent		Score		RPI	S	Opponent		Score		RPI	S	Opponent		Score				
5	A	Georgia		3	10					52	A	Lipscomb	5	1	114	A	Troy	3	2	
7	A	Florida		0	8					52	A	Lipscomb	3	5	114	A	Troy	6	5	
9	A	South Carolina		2	5					54	H	South Ala.	0	8	114	A	Troy	3	6	
25	A	Texas St.		0	3					54	H	South Ala.	5	1	119	H	La. -Monroe	5	7	
25	A	Texas St.		1	6					54	H	South Ala.	5	1	119	H	La. -Monroe	7	6	
25	A	Texas St.		4	5					59	N	Iowa St.	0	1	119	H	La. -Monroe	11	9	
										60	A	UCF	7	1	127	N	Jacksonville St.	4	2	
										72	H	Austin Peay	3	2	137	N	Maryland	4	1	
										72	H	Austin Peay	4	2	148	N	UTSA	12	4	
										90	N	Illinois St.	7	0	149	N	Indiana St.	1	2	
										90	N	Illinois St.	7	4	155	N	Abilene Christian	5	3	
										100	A	Coastal Caro.	5	13	187	N	Monmouth	4	9	
										100	A	Coastal Caro.	0	4	192	H	ETSU	5	7	
										100	A	Coastal Caro.	4	12	192	N	ETSU	6	1	
															209	H	Murray St.	5	4	
															218	N	UMKC	4	0	
															229	H	Detroit Mercy	7	5	
															270	N	Eastern Mich.	5	0	
LAST 10 GAMES																				
						100	A	Coastal Caro.	4	12	25	A	Texas St.	1	6					
						100	A	Coastal Caro.	5	13	25	A	Texas St.	4	5					
						100	A	Coastal Caro.	0	4	119	H	La. -Monroe	5	7					
						9	A	South Carolina	2	5	119	H	La. -Monroe	11	9					
						25	A	Texas St.	0	3	119	H	La. -Monroe	7	6					

Non-Div. I Games:

Ga. Southern

Average RPI Win:		118	WON-LOST		WINNING		LAST 10		STRENGTH OF		OPP. STRENGTH		TEAM	ADJ		CONF.	ADJ CONF.				
Average RPI Loss:		85	RECORD		PCT. RANK		GAMES		SCHEDULE		OF SCHEDULE		RPI	RPI		RPI	RPI				
DIV. I ONLY			22-19-0		.53659		124		7-3-0		50		67		67		.5493				
DIV. I NON-CONF.			10-15-0		.4		184		1-2-0		23		68		101		.52602				
TOTALS		RPI 1-25		RPI 26-50		W-L RECORDS		RPI 51-100		RPI 101-150		RPI 150+									
22-19-0		0-4-0		4-5-0		OVERALL		5-4-0		6-2-0		7-4-0									
11-8-0		0-0-0		1-2-0		HOME		2-4-0		6-1-0		2-1-0									
8-5-0		0-1-0		2-1-0		AWAY		2-0-0		0-1-0		4-2-0									
3-6-0		0-3-0		1-2-0		NEUTRAL		1-0-0		0-0-0		1-1-0									
10-15-0		0-4-0		1-4-0		NON-CONFERENCE		4-2-0		0-2-0		5-3-0									
4-6-0		0-0-0		1-2-0		HOME		1-2-0		0-1-0		2-1-0									
4-3-0		0-1-0		0-0-		AWAY		2-0-0		0-1-0		2-1-0									
2-6-0		0-3-0		0-2-0		NEUTRAL		1-0-0		0-0-0		1-1-0									
12-4-0		0-0-0		3-1-0		CONFERENCE		1-2-0		6-0-0		2-1-0									
7-2-0		0-0-0		0-0-0		HOME		1-2-0		6-0-0		0-0-0									
4-2-0		0-0-0		2-1-0		AWAY		0-0-0		0-0-0		2-1-0									
1-0-0		0-0-0		1-0-0		NEUTRAL		0-0-0		0-0-0		0-0-0									
RPI	S	Opponent		Score		RPI	S	Opponent		Score		RPI	S	Opponent		Score					
6	N	Oklahoma		1	3	35	N	California		3	4	55	H	Illinois		6	2				
9	A	South Carolina		0	5	36	A	Notre Dame		7	4	55	H	Illinois		2	5				
11	N	Arizona		0	10	36	A	Notre Dame		1	9	60	N	UCF		2	0				
23	N	Missouri		0	9	36	A	Notre Dame		1	0	67	H	Pittsburgh		8	4				
						38	N	Liberty		2	3	67	H	Pittsburgh		2	10				
						40	H	UNCG		3	4	67	H	Pittsburgh		3	6				
						42	N	Louisville		2	0	71	A	USC Upstate		3	0				
						44	H	Wisconsin		9	7	71	A	USC Upstate		7	2				
						44	H	Wisconsin		0	6	75	H	Kansas		7	8				
						LAST 10 GAMES															
						138 H Virginia Tech						4	3	221 A Virginia						5	10
						138 H Virginia Tech						10	2	221 A Virginia						11	7
						138 H Virginia Tech						2	1	221 A Virginia						8	0
						40 H UNCG						3	4	171 A Winthrop						10	4
						178 A UNCW						0	3	36 A Notre Dame						1	0

Non-Div. I Games:

North Carolina



Average RPI Win: 175		WON-LOST RECORD		WINNING PCT. RANK		LAST 10 GAMES		STRENGTH OF SCHEDULE		OPP. STRENGTH OF SCHEDULE		TEAM RPI		ADJ RPI		CONF. RPI		ADJ CONF. RPI			
DIV. I ONLY		26-12-0		.68421 42		8-2-0		134		145		59		.54889 65		13		13			
DIV. I NON-CONF.		19-11-0		.63333 73		1-1-0		167		144		88		.53062 92		14		14			
TOTALS		RPI 1-25		RPI 26-50		W-L RECORDS		RPI 51-100		RPI 101-150		RPI 150+									
26-12-0		0-2-0		1-1-0		OVERALL		3-3-0		4-4-0		18-2-0									
15-2-0		0-0-0		0-0-0		HOME		2-1-0		3-1-0		10-0-0									
6-5-0		0-2-0		1-1-0		AWAY		0-1-0		0-0-0		5-1-0									
5-5-0		0-0-0		0-0-0		NEUTRAL		1-1-0		1-3-0		3-1-0									
19-11-0		0-2-0		0-0-0		NON-CONFERENCE		3-3-0		4-4-0		12-2-0									
12-2-0		0-0-0		0-0-0		HOME		2-1-0		3-1-0		7-0-0									
2-4-0		0-2-0		0-0-		AWAY		0-1-0		0-0-0		2-1-0									
5-5-0		0-0-0		0-0-0		NEUTRAL		1-1-0		1-3-0		3-1-0									
7-1-0		0-0-0		1-1-0		CONFERENCE		0-0-0		0-0-0		6-0-0									
3-0-0		0-0-0		0-0-0		HOME		0-0-0		0-0-0		3-0-0									
4-1-0		0-0-0		1-1-0		AWAY		0-0-0		0-0-0		3-0-0									
0-0-0		0-0-0		0-0-0		NEUTRAL		0-0-0		0-0-0		0-0-0									
RPI S	Opponent	Score		RPI S	Opponent	Score		RPI S	Opponent	Score		RPI S	Opponent	Score							
9 A	South Carolina	2	7	40 A	UNCG	3	0	58 A	Georgia St.	8	14	101 H	Radford	3	2						
19 A	Mississippi St.	1	7	40 A	UNCG	0	7	72 H	Austin Peay	1	7	109 N	Southern Ill.	1	6						
								72 H	Austin Peay	3	1	112 N	Michigan St.	2	1						
								89 N	Lamar University	2	1	116 H	Rutgers	5	8						
								89 N	Lamar University	1	2	116 H	Rutgers	6	3						
								96 H	Eastern Ky.	5	1	118 N	Belmont	0	4						
												118 N	Belmont	1	5						
												120 H	Central Mich.	8	3						
												153 N	Sam Houston St.	0	1						
												160 A	Jacksonville	0	8						
												161 H	Bucknell	8	3						
												180 A	Chattanooga	11	0						
												180 A	Chattanooga	2	1						
												180 A	Chattanooga	6	3						
												192 H	ETSU	2	0						
												192 H	ETSU	4	1						
												192 H	ETSU	3	0						
												195 N	Georgetown	8	4						
												205 A	Florida A&M	3	0						
												205 A	Florida A&M	11	3						
												214 H	Appalachian St.	8	0						
												223 N	Fort Wayne	17	3						
												229 H	Detroit Mercy	3	0						
												231 H	Drexel	9	0						
												239 H	Buffalo	10	3						
												239 H	Buffalo	10	6						
												267 H	Akron	5	1						
												274 N	Alcorn	9	1						
				LAST 10 GAMES																	
				40 A UNCG				192 H ETSU				2									
				40 A UNCG				180 A Chattanooga				11									
				58 A Georgia St.				180 A Chattanooga				2									
				192 H ETSU				180 A Chattanooga				6									
				192 H ETSU				72 H Austin Peay				3									

Non-Div. I Games:

Mercer

Average RPI Win: 168		WON-LOST	WINNING	LAST 10	STRENGTH OF		OPP. STRENGTH	TEAM	ADJ		CONF.	ADJ CONF.
Average RPI Loss: 71		RECORD	PCT. RANK	GAMES	SCHEDULE		OF SCHEDULE	RPI	RPI		RPI	RPI
DIV. I ONLY		29-11-0	.725	29	7-3-0		187	97	61		.54857	66
DIV. I NON-CONF.		24-7-0	.77419	27	3-0-0		236	179	73		.54232	73
TOTALS		RPI 1-25	RPI 26-50		W-L RECORDS		RPI 51-100		RPI 101-150		RPI 150+	
29-11-0		0-2-0	4-3-0		OVERALL		1-2-0		8-4-0		16-0-0	
17-4-0		0-1-0	2-2-0		HOME		0-1-0		5-0-0		10-0-0	
5-4-0		0-1-0	2-1-0		AWAY		0-0-0		2-2-0		1-0-0	
7-3-0		0-0-0	0-0-0		NEUTRAL		1-1-0		1-2-0		5-0-0	
24-7-0		0-2-0	1-0-0		NON-CONFERENCE		1-2-0		6-3-0		16-0-0	
16-2-0		0-1-0	1-0-0		HOME		0-1-0		5-0-0		10-0-0	
1-2-0		0-1-0	0-0-		AWAY		0-0-0		0-1-0		1-0-0	
7-3-0		0-0-0	0-0-0		NEUTRAL		1-1-0		1-2-0		5-0-0	
5-4-0		0-0-0	3-3-0		CONFERENCE		0-0-0		2-1-0		0-0-0	
1-2-0		0-0-0	1-2-0		HOME		0-0-0		0-0-0		0-0-0	
4-2-0		0-0-0	2-1-0		AWAY		0-0-0		2-1-0		0-0-0	
0-0-0		0-0-0	0-0-0		NEUTRAL		0-0-0		0-0-0		0-0-0	
RPI S	Opponent	Score	RPI S	Opponent	Score	RPI S	Opponent	Score	RPI S	Opponent	Score	
19 H	Mississippi St.	1 7	29 A	Wichita St.	10 7	73 H	Southeast Mo. St.	7 8	102 H	Bradley	10 3	
24 A	Louisiana	3 6	29 A	Wichita St.	1 11	78 N	NC State	1 2	106 A	Northwestern St.	2 4	
			29 A	Wichita St.	3 2	98 N	North Florida	5 0	113 A	East Carolina	1 4	
			32 H	Ole Miss	9 3				113 A	East Carolina	2 1	
			39 H	South Fla.	2 1				113 A	East Carolina	10 1	
			39 H	South Fla.	0 4				118 H	Belmont	8 3	
			39 H	South Fla.	1 4				119 H	La.-Monroe	7 5	
									130 N	SFA	3 5	
									130 N	SFA	1 3	
									131 H	SIUE	1 0	
									133 N	Ball St.	5 1	
									149 H	Indiana St.	9 2	
									151 N	Southeastern La.	8 2	
									175 H	Butler	13 0	
									182 N	LIU Brooklyn	9 1	
									184 H	Bowling Green	9 1	
									195 N	Georgetown	8 3	
									217 H	UT Martin	6 2	
									218 H	UMKC	8 0	
									223 H	Fort Wayne	3 1	
									227 H	Tennessee Tech	5 1	
									227 H	Tennessee Tech	8 0	
									274 H	Alcorn	10 2	
									274 H	Alcorn	6 0	
									275 N	UMBC	6 0	
									276 H	Mississippi Val.	12 1	
									282 A	Tennessee St.	6 1	
									290 N	Jackson St.	11 0	
			LAST 10 GAMES									
			113 A	East Carolina	1 4	39 H	South Fla.	0 4				
			113 A	East Carolina	10 1	39 H	South Fla.	1 4				
			113 A	East Carolina	2 1	274 H	Alcorn	6 0				
			118 H	Belmont	8 3	274 H	Alcorn	10 2				
			39 H	South Fla.	2 1	29 A	Wichita St.	10 7				

Non-Div. I Games:

Memphis

[illegible]

**Non-Div. I Games:**

Pittsburgh

Average RPI Win: 186		WON-LOST RECORD		WINNING PCT. RANK		LAST 10 GAMES		STRENGTH OF SCHEDULE		OPP. STRENGTH OF SCHEDULE		TEAM RPI		ADJ RPI		CONF. RPI		ADJ CONF. RPI			
DIV. I ONLY		20-10-0		.66667 48		10-0-0		119		157		63		.54718 68		24		24			
DIV. I NON-CONF.		11-10-0		.52381 126		1-0-0		131		78		104		.51919 106		25		25			
TOTALS		RPI 1-25		RPI 26-50		W-L RECORDS		RPI 51-100		RPI 101-150		RPI 150+									
20-10-0		0-2-0		1-3-0		OVERALL		1-1-0		1-4-0		17-0-0									
6-0-0		0-0-0		0-0-0		HOME		0-0-0		0-0-0		6-0-0									
5-3-0		0-2-0		1-1-0		AWAY		0-0-0		0-0-0		4-0-0									
9-7-0		0-0-0		0-2-0		NEUTRAL		1-1-0		1-4-0		7-0-0									
11-10-0		0-2-0		1-3-0		NON-CONFERENCE		1-1-0		1-4-0		8-0-0									
0-0-0		0-0-0		0-0-0		HOME		0-0-0		0-0-0		0-0-0									
2-3-0		0-2-0		1-0-		AWAY		0-0-0		0-0-0		1-0-0									
9-7-0		0-0-0		0-2-0		NEUTRAL		1-1-0		1-4-0		7-0-0									
9-0-0		0-0-0		0-0-0		CONFERENCE		0-0-0		0-0-0		9-0-0									
6-0-0		0-0-0		0-0-0		HOME		0-0-0		0-0-0		6-0-0									
3-0-0		0-0-0		0-0-0		AWAY		0-0-0		0-0-0		3-0-0									
0-0-0		0-0-0		0-0-0		NEUTRAL		0-0-0		0-0-0		0-0-0									
RPI S	Opponent	Score		RPI S	Opponent	Score		RPI S	Opponent	Score		RPI S	Opponent	Score							
13 A	LSU	0	7	36 N	Notre Dame	9	11	70 N	FIU	0	4	102 N	Bradley	5	6						
22 A	Hofstra	0	2	40 N	UNCG	2	5	74 N	Ohio	7	2	103 N	UT Arlington	1	4						
				42 A	Louisville	5	2					117 N	Boston U.	4	7						
				42 A	Louisville	4	5					125 N	Syracuse	0	4						
												127 N	Jacksonville St.	10	2						
												164 N	UC Santa Barbara	7	3						
												168 N	Southern Miss.	4	0						
												172 A	St. John's (NY)	12	2						
												176 A	George Washington	7	4						
												176 A	George Washington	8	2						
												176 A	George Washington	15	0						
												179 H	Saint Joseph's	8	3						
												179 H	Saint Joseph's	8	4						
												179 H	Saint Joseph's	4	0						
												187 N	Monmouth	11	3						
												188 N	Delaware	9	5						
												218 N	UMKC	10	2						
												257 N	Binghamton	12	9						
												265 H	La Salle	7	0						
												265 H	La Salle	8	0						
												265 H	La Salle	11	3						
												270 N	Eastern Mich.	5	3						
				LAST 10 GAMES																	
				179 H Saint Joseph's				176 A George Washington				7 4									
				179 H Saint Joseph's				265 H La Salle				8 0									
				179 H Saint Joseph's				265 H La Salle				11 3									
				176 A George Washington				265 H La Salle				7 0									
				176 A George Washington				172 A St. John's (NY)				12 2									

Non-Div. I Games:

Massachusetts

Average RPI Win:		159	WON-LOST RECORD		WINNING PCT. RANK		LAST 10 GAMES		STRENGTH OF SCHEDULE		OPP. STRENGTH OF SCHEDULE		TEAM RPI		ADJ RPI		CONF. RPI		ADJ CONF. RPI					
DIV. I ONLY			21-13-0		.61765		76		4-6-0		124		61		73		.54699		69		18		18	
DIV. I NON-CONF.			20-12-0		.625		80		3-5-0		125		49		60		.55409		61		18		18	
TOTALS		RPI 1-25		RPI 26-50		W-L RECORDS		RPI 51-100		RPI 101-150		RPI 150+												
21-13-0		1-5-0		2-2-0		OVERALL		4-3-0		2-2-0		12-1-0												
0-0-0		0-0-0		0-0-0		HOME		0-0-0		0-0-0		0-0-0												
6-6-0		1-2-0		0-0-0		AWAY		2-2-0		2-1-0		1-1-0												
15-7-0		0-3-0		2-2-0		NEUTRAL		2-1-0		0-1-0		11-0-0												
20-12-0		1-5-0		2-2-0		NON-CONFERENCE		4-3-0		2-2-0		11-0-0												
0-0-0		0-0-0		0-0-0		HOME		0-0-0		0-0-0		0-0-0												
5-5-0		1-2-0		0-0-		AWAY		2-2-0		2-1-0		0-0-0												
15-7-0		0-3-0		2-2-0		NEUTRAL		2-1-0		0-1-0		11-0-0												
1-1-0		0-0-0		0-0-0		CONFERENCE		0-0-0		0-0-0		1-1-0												
0-0-0		0-0-0		0-0-0		HOME		0-0-0		0-0-0		0-0-0												
1-1-0		0-0-0		0-0-0		AWAY		0-0-0		0-0-0		1-1-0												
0-0-0		0-0-0		0-0-0		NEUTRAL		0-0-0		0-0-0		0-0-0												
RPI	S	Opponent		Score		RPI	S	Opponent		Score		RPI	S	Opponent		Score								
3	A	Arizona St.		2	10	31	N	Minnesota		0	4	83	N	Cal St. Fullerton		9	8							
3	A	Arizona St.		1	9	46	N	BYU		4	2	83	N	Cal St. Fullerton		9	1							
13	A	LSU		1	0	46	N	BYU		3	2	84	A	UC Riverside		1	2							
15	N	Bayl or		2	11	46	N	BYU		1	3	93	N	Boise St.		0	1							
15	N	Bayl or		0	4							94	A	San Diego St.		1	4							
20	N	Kentucky		0	2							94	A	San Diego St.		2	1							
												95	A	Loyol a Marymount		1	0							
						LAST 10 GAMES																		
						210 A Omaha						6	1	46 N BYU						4	2			
						210 A Omaha						1	2	15 N Bayl or						2	11			
						46 N BYU						3	2	13 A LSU						1	0			
						3 A Ari zona St.						1	9	46 N BYU						1	3			
						3 A Ari zona St.						2	10	15 N Bayl or						0	4			

**Non-Div. I Games:**

North Dakota St.

[illegible]

**Non-Div. I Games:**

FIU

Average RPI Win:		155	WON-LOST RECORD		WINNING PCT. RANK		LAST 10 GAMES		STRENGTH OF SCHEDULE		OPP. STRENGTH OF SCHEDULE		TEAM RPI		ADJ RPI		CONF. RPI		ADJ CONF. RPI					
DIV. I ONLY			28-14-0		.66667		48		7-3-0		152		68		62		.54577		71		8		8	
DIV. I NON-CONF.			21-9-0		.7		42		3-1-0		262		60		103		.51865		107		9		9	
TOTALS		RPI 1-25		RPI 26-50		W-L RECORDS		RPI 51-100		RPI 101-150		RPI 150+												
28-14-0		0-2-0		3-4-0		OVERALL		5-5-0		3-2-0		17-1-0												
17-5-0		0-0-0		3-3-0		HOME		1-2-0		2-0-0		11-0-0												
11-6-0		0-2-0		0-0-0		AWAY		4-3-0		1-1-0		6-0-0												
0-3-0		0-0-0		0-1-0		NEUTRAL		0-0-0		0-1-0		0-1-0												
21-9-0		0-2-0		0-1-0		NON-CONFERENCE		1-3-0		3-2-0		17-1-0												
14-2-0		0-0-0		0-0-0		HOME		1-2-0		2-0-0		11-0-0												
7-4-0		0-2-0		0-0-		AWAY		0-1-0		1-1-0		6-0-0												
0-3-0		0-0-0		0-1-0		NEUTRAL		0-0-0		0-1-0		0-1-0												
7-5-0		0-0-0		3-3-0		CONFERENCE		4-2-0		0-0-0		0-0-0												
3-3-0		0-0-0		3-3-0		HOME		0-0-0		0-0-0		0-0-0												
4-2-0		0-0-0		0-0-0		AWAY		4-2-0		0-0-0		0-0-0												
0-0-0		0-0-0		0-0-0		NEUTRAL		0-0-0		0-0-0		0-0-0												
RPI	S	Opponent		Score		RPI	S	Opponent		Score		RPI	S	Opponent		Score								
11	A	Ari zona		1	9	44	N	Wi sconsi n		0	2	52	A	Lip scomb		11	12							
11	A	Ari zona		0	3	48	H	FGCU		5	1	52	A	Lip scomb		2	0							
						48	H	FGCU		4	2	52	A	Lip scomb		4	0							
						48	H	FGCU		3	4	64	H	North Carolina		2	7							
						49	H	Kennesaw St.		1	2	64	H	North Carolina		0	3							
						49	H	Kennesaw St.		1	0	78	A	NC State		1	2							
						49	H	Kennesaw St.		0	1	91	H	Marshall		2	1							
												98	A	North Florida		6	1							
												98	A	North Florida		2	0							
												98	A	North Florida		2	3							

Non-Div. I Games:

USC Upstate

Average RPI Win:	176	WON-LOST RECORD	WINNING PCT. RANK	LAST 10 GAMES	STRENGTH OF SCHEDULE	OPP. STRENGTH OF SCHEDULE	TEAM RPI	ADJ RPI	CONF. RPI	ADJ CONF. RPI	
Average RPI Loss:	101										
DIV. I ONLY	24-11-0	.68571	40	7-3-0	125	212	66	.54551	72	16	16
DIV. I NON-CONF.	16-9-0	.64	67	1-1-0	175	224	96	.52326	99	16	16
<hr/>											
TOTALS	RPI 1-25	RPI 26-50		W-L RECORDS		RPI 51-100		RPI 101-150		RPI 150+	
24-11-0	0-0-0	0-0-0		OVERALL		3-6-0		7-3-0		14-2-0	
6-1-0	0-0-0	0-0-0		HOME		1-1-0		1-0-0		4-0-0	
11-5-0	0-0-0	0-0-0		AWAY		2-4-0		5-1-0		4-0-0	
7-5-0	0-0-0	0-0-0		NEUTRAL		0-1-0		1-2-0		6-2-0	
16-9-0	0-0-0	0-0-0		NON-CONFERENCE		1-4-0		5-3-0		10-2-0	
1-0-0	0-0-0	0-0-0		HOME		0-0-0		1-0-0		0-0-0	
8-4-0	0-0-0	0-0-		AWAY		1-3-0		3-1-0		4-0-0	
7-5-0	0-0-0	0-0-0		NEUTRAL		0-1-0		1-2-0		6-2-0	
8-2-0	0-0-0	0-0-0		CONFERENCE		2-2-0		2-0-0		4-0-0	
5-1-0	0-0-0	0-0-0		HOME		1-1-0		0-0-0		4-0-0	
3-1-0	0-0-0	0-0-0		AWAY		1-1-0		2-0-0		0-0-0	
0-0-0	0-0-0	0-0-0		NEUTRAL		0-0-0		0-0-0		0-0-0	
RPI	S	Opponent	Score	RPI	S	Opponent	Score	RPI	S	Opponent	Score
						63 A Ga. Southern	2 3	101 N Radford		4 7	
						63 A Ga. Southern	2 4	102 H Bradley		2 0	
						65 A Mercer	1 3	111 A Morehead St.		3 1	
						65 A Mercer	7 1	111 A Morehead St.		6 3	
						73 H Southeast Mo. St.	2 11	116 N Rutgers		7 0	
						73 H Southeast Mo. St.	5 2	119 N La. -Monroe		4 6	
						88 N South Dakota St.	4 12	128 A Middle Tenn.		2 3	
						96 A Eastern Ky.	5 2	144 A Central Ark.		6 2	
						96 A Eastern Ky.	1 7	146 A Western Ky.		5 0	
								146 A Western Ky.		6 1	
								155 N Evansville		1 4	
								155 N Evansville		2 5	
								161 N Bucknell		4 3	
								161 N Bucknell		2 0	
								180 A Chattanooga		1 0	
								192 A ETSU		9 0	
								192 A ETSU		5 2	
								206 N Dayton		3 0	
								217 H UT Martin		11 2	
								217 H UT Martin		5 0	
								227 H Tennessee Tech		2 1	
								227 H Tennessee Tech		7 2	
								263 N Ark. -Pine Bluff		8 1	
								285 A Alabama A&M		5 3	
								290 N Jackson St.		12 2	
								295 N Saint Peter's		12 0	
				LAST 10 GAMES							
						217 H UT Martin	11 2	128 A Middle Tenn.	2 3		
						217 H UT Martin	5 0	227 H Tennessee Tech	2 1		
						73 H Southeast Mo. St.	2 11	227 H Tennessee Tech	7 2		
						73 H Southeast Mo. St.	5 2	96 A Eastern Ky.	5 2		
						180 A Chattanooga	1 0	96 A Eastern Ky.	1 7		

Non-Div. I Games:

Austin Peay



Average RPI Win:		159	WON-LOST RECORD		WINNING PCT. RANK		LAST 10 GAMES		STRENGTH OF SCHEDULE		OPP. STRENGTH OF SCHEDULE		TEAM RPI		ADJ RPI		CONF. RPI		ADJ CONF. RPI	
DIV. I ONLY			22-13-0		.62857 66		7-3-0		110		125		72		.54472 73		16		16	
DIV. I NON-CONF.			14-11-0		.56 108		1-1-0		98		105		80		.53625 80		16		16	
TOTALS		RPI 1-25		RPI 26-50		W-L RECORDS		RPI 51-100		RPI 101-150		RPI 150+								
22-13-0		1-3-0		0-1-0		OVERALL		4-4-0		5-4-0		12-1-0								
6-2-0		1-1-0		0-0-0		HOME		0-0-0		3-1-0		2-0-0								
5-9-0		0-2-0		0-0-0		AWAY		2-3-0		1-3-0		2-1-0								
11-2-0		0-0-0		0-1-0		NEUTRAL		2-1-0		1-0-0		8-0-0								
14-11-0		1-3-0		0-1-0		NON-CONFERENCE		3-3-0		3-3-0		7-1-0								
3-1-0		1-1-0		0-0-0		HOME		0-0-0		2-0-0		0-0-0								
2-8-0		0-2-0		0-0-		AWAY		1-2-0		1-3-0		0-1-0								
9-2-0		0-0-0		0-1-0		NEUTRAL		2-1-0		0-0-0		7-0-0								
8-2-0		0-0-0		0-0-0		CONFERENCE		1-1-0		2-1-0		5-0-0								
3-1-0		0-0-0		0-0-0		HOME		0-0-0		1-1-0		2-0-0								
3-1-0		0-0-0		0-0-0		AWAY		1-1-0		0-0-0		2-0-0								
2-0-0		0-0-0		0-0-0		NEUTRAL		0-0-0		1-0-0		1-0-0								
RPI	S	Opponent		Score		RPI	S	Opponent		Score		RPI	S	Opponent		Score				
20	A	Kentucky		2	4	41	N	Drake		0	1	66	A	Memphi s		8	7			
20	A	Kentucky		2	11							72	A	Austin Peay		2	5			
23	H	Mi ssouri		8	2							72	A	Austin Peay		11	2			
23	H	Mi ssouri		2	10							74	N	Ohi o		2	1			
												74	N	Ohi o		1	5			
												88	N	South Dakota St.		4	1			
												92	A	UNI		0	7			
												92	A	UNI		0	8			

Non-Div. I Games:

Southeast Mo. St.

Average RPI Win: 163		WON-LOST	WINNING	LAST 10	STRENGTH OF		OPP. STRENGTH	TEAM	ADJ		CONF.	ADJ CONF.
Average RPI Loss: 70		RECORD	PCT. RANK	GAMES	SCHEDULE		OF SCHEDULE	RPI	RPI		RPI	RPI
DIV. I ONLY		20-13-0	.60606	80	9-1-0		116	74	77		.54395	74
DIV. I NON-CONF.		12-12-0	.5	138	1-0-0		59	43	77		.54205	76
TOTALS		RPI 1-25	RPI 26-50		W-L RECORDS		RPI 51-100		RPI 101-150		RPI 150+	
20-13-0		0-3-0	2-3-0		OVERALL		3-4-0		5-1-0		10-2-0	
4-0-0		0-0-0	0-0-0		HOME		1-0-0		3-0-0		0-0-0	
7-7-0		0-2-0	1-3-0		AWAY		1-1-0		0-0-0		5-1-0	
9-6-0		0-1-0	1-0-0		NEUTRAL		1-3-0		2-1-0		5-1-0	
12-12-0		0-3-0	2-3-0		NON-CONFERENCE		3-4-0		2-1-0		5-1-0	
1-0-0		0-0-0	0-0-0		HOME		1-0-0		0-0-0		0-0-0	
2-6-0		0-2-0	1-0-		AWAY		1-1-0		0-0-0		0-0-0	
9-6-0		0-1-0	1-0-0		NEUTRAL		1-3-0		2-1-0		5-1-0	
8-1-0		0-0-0	0-0-0		CONFERENCE		0-0-0		3-0-0		5-1-0	
3-0-0		0-0-0	0-0-0		HOME		0-0-0		3-0-0		0-0-0	
5-1-0		0-0-0	0-0-0		AWAY		0-0-0		0-0-0		5-1-0	
0-0-0		0-0-0	0-0-0		NEUTRAL		0-0-0		0-0-0		0-0-0	
RPI S	Opponent	Score	RPI S	Opponent	Score	RPI S	Opponent	Score	RPI S	Opponent	Score	
15 N	Baylor	3 12	34 A	James Madison	9 7	52 N	Lipscomb	4 12	113 N	East Carolina	2 9	
20 A	Kentucky	3 5	34 A	James Madison	0 8	67 H	Pittsburgh	6 1	120 H	Central Mich.	5 1	
20 A	Kentucky	1 11	38 A	Liberty	0 6	68 N	Massachusetts	2 7	120 H	Central Mich.	8 5	
			38 A	Liberty	1 2	73 N	Southeast Mo. St.	5 1	120 H	Central Mich.	4 3	
			40 N	UNCG	5 2	73 N	Southeast Mo. St.	1 2	127 N	Jacksonville St.	3 0	
						78 A	NC State	5 2	149 N	Stony Brook	10 3	
						78 A	NC State	3 4	174 A	Northern Ill.	5 15	
									174 A	Northern Ill.	7 6	
									174 A	Northern Ill.	2 0	
									188 N	Delaware	2 4	
									188 N	Delaware	8 0	
									221 N	Virginia	4 0	
									252 N	Wagner	8 5	
									256 N	Delaware St.	12 4	
									256 N	Delaware St.	6 4	
									270 A	Eastern Mich.	6 1	
									270 A	Eastern Mich.	8 0	
									270 A	Eastern Mich.	4 3	
			LAST 10 GAMES									
			174 A	Northern Ill.	7 6	270 A	Eastern Mich.	8 0				
			174 A	Northern Ill.	5 15	67 H	Pittsburgh	6 1				
			174 A	Northern Ill.	2 0	120 H	Central Mich.	5 1				
			270 A	Eastern Mich.	4 3	120 H	Central Mich.	8 5				
			270 A	Eastern Mich.	6 1	120 H	Central Mich.	4 3				

Non-Div. I Games:

Ohio

Average RPI Win:		162	WON-LOST RECORD		WINNING PCT. RANK		LAST 10 GAMES		STRENGTH OF SCHEDULE		OPP. STRENGTH OF SCHEDULE		TEAM RPI		ADJ RPI		CONF. RPI		ADJ CONF. RPI					
DIV. I ONLY			25-15-0		.625		68		2-8-0		101		133		70		.54393		75		3		3	
DIV. I NON-CONF.			25-9-0		.73529		33		2-2-0		150		184		53		.55819		57		3		3	
TOTALS		RPI 1-25		RPI 26-50				W-L RECORDS				RPI 51-100				RPI 101-150				RPI 150+				
25-15-0		0-0-0		0-7-0				OVERALL				6-6-0				8-0-0				11-2-0				
9-9-0		0-0-0		0-4-0				HOME				2-4-0				3-0-0				4-1-0				
5-4-0		0-0-0		0-3-0				AWAY				1-0-0				2-0-0				2-1-0				
11-2-0		0-0-0		0-0-0				NEUTRAL				3-2-0				3-0-0				5-0-0				
25-9-0		0-0-0		0-1-0				NON-CONFERENCE				6-6-0				8-0-0				11-2-0				
9-6-0		0-0-0		0-1-0				HOME				2-4-0				3-0-0				4-1-0				
5-1-0		0-0-0		0-0-				AWAY				1-0-0				2-0-0				2-1-0				
11-2-0		0-0-0		0-0-0				NEUTRAL				3-2-0				3-0-0				5-0-0				
0-6-0		0-0-0		0-6-0				CONFERENCE				0-0-0				0-0-0				0-0-0				
0-3-0		0-0-0		0-3-0				HOME				0-0-0				0-0-0				0-0-0				
0-3-0		0-0-0		0-3-0				AWAY				0-0-0				0-0-0				0-0-0				
0-0-0		0-0-0		0-0-0				NEUTRAL				0-0-0				0-0-0				0-0-0				
RPI	S	Opponent		Score		RPI	S	Opponent		Score		RPI	S	Opponent		Score		RPI	S	Opponent		Score		
				26	H	Nebraska	1	5	64	A	North Carolina	8	7	130	N	SFA	11	1						
				30	H	Oklahoma St.	1	2	79	H	Colorado St.	6	3	131	H	SIUE	4	1						
				30	H	Oklahoma St.	0	7	79	H	Colorado St.	6	8	139	N	Elon	6	1						
				30	H	Oklahoma St.	3	9	79	H	Colorado St.	6	14	139	N	Elon	2	1						
				33	A	Texas	2	5	82	N	Col. of Charleston	6	1	144	A	Central Ark.	12	1						
				33	A	Texas	2	10	82	N	Col. of Charleston	4	6	145	H	Northern Colo.	4	1						
				33	A	Texas	0	3	85	N	Missouri St.	6	0	145	H	Northern Colo.	8	3						
									85	N	Missouri St.	7	6	148	A	UTSA	12	1						
									88	H	South Dakota St.	4	7	177	A	Stetson	2	1						
									88	H	South Dakota St.	5	1	181	A	Incarnate Word	5	0						
									89	N	Lamar University	4	13	181	A	Incarnate Word	0	1						
									92	H	UNI	4	8	185	H	Saint Louis	4	0						
														190	H	Western Ill.	8	0						
														204	N	Harvard	4	3						
														209	H	Murray St.	0	9						
														218	H	UMKC	4	3						
														218	H	UMKC	3	0						
														244	N	Prairie View	2	1						
														267	N	Akron	5	3						
														267	N	Akron	4	1						
														286	N	Coppin St.	10	2						
LAST 10 GAMES																								
				30	H	Oklahoma St.	3	9	79	H	Colorado St.	6	3											
				30	H	Oklahoma St.	1	2	131	H	SIUE	4	1											
				30	H	Oklahoma St.	0	7	33	A	Texas	0	3											
				79	H	Colorado St.	6	14	33	A	Texas	2	5											
				79	H	Colorado St.	6	8	33	A	Texas	2	10											

Non-Div. I Games:

Kansas

[illegible]

<b>Non-Div. I Games:</b>	<b>LSU-Alexandria</b>	<b>8</b>	<b>0</b>
--------------------------	-----------------------	----------	----------

Louisi ana Tech

Average RPI Win: 167		WON-LOST	WINNING	LAST 10	STRENGTH OF		OPP. STRENGTH	TEAM	ADJ	CONF.	ADJ CONF.
Average RPI Loss: 89		RECORD	PCT. RANK	GAMES	SCHEDULE		OF SCHEDULE	RPI	RPI	RPI	RPI
DIV. I ONLY		24-13-0	.64865	59	7-3-0		142	111	74	.54293	77
DIV. I NON-CONF.		17-11-0	.60714	90	0-1-0		103	86	64	.54849	66
TOTALS		RPI 1-25	RPI 26-50		W-L RECORDS		RPI 51-100		RPI 101-150		RPI 150+
24-13-0	0-2-0	2-1-0		OVERALL		3-5-0		2-3-0		17-2-0	
4-2-0	0-0-0	0-0-0		HOME		0-0-0		0-0-0		4-2-0	
7-6-0	0-0-0	2-0-0		AWAY		1-4-0		1-2-0		3-0-0	
13-5-0	0-2-0	0-1-0		NEUTRAL		2-1-0		1-1-0		10-0-0	
17-11-0	0-2-0	2-1-0		NON-CONFERENCE		3-5-0		2-3-0		10-0-0	
0-0-0	0-0-0	0-0-0		HOME		0-0-0		0-0-0		0-0-0	
4-6-0	0-0-0	2-0-		AWAY		1-4-0		1-2-0		0-0-0	
13-5-0	0-2-0	0-1-0		NEUTRAL		2-1-0		1-1-0		10-0-0	
7-2-0	0-0-0	0-0-0		CONFERENCE		0-0-0		0-0-0		7-2-0	
4-2-0	0-0-0	0-0-0		HOME		0-0-0		0-0-0		4-2-0	
3-0-0	0-0-0	0-0-0		AWAY		0-0-0		0-0-0		3-0-0	
0-0-0	0-0-0	0-0-0		NEUTRAL		0-0-0		0-0-0		0-0-0	
RPI S Opponent	Score	RPI S Opponent	Score	RPI S Opponent	Score	RPI S Opponent	Score	RPI S Opponent	Score	RPI S Opponent	Score
1 N Washington	2 5	26 N Nebraska	0 1	53 N Longwood	3 8	103 A UT Arlington	2 4	103 A UT Arlington	1 0	129 N CSUN	0 1
6 N Oklahoma	1 9	49 A Kennesaw St.	2 1	58 A Georgia St.	3 6	132 A UNLV	1 2	132 A UNLV	1 2	132 A UNLV	1 2
		49 A Kennesaw St.	6 2	82 A Col. of Charleston	0 4	145 N Northern Colo.	2 0	145 N Northern Colo.	2 0	153 N Sam Houston St.	10 0
				83 A Cal St. Fullerton	3 6	153 N Sam Houston St.	5 0	153 N Sam Houston St.	5 0	157 N Grand Canyon	6 3
				96 N Eastern Ky.	4 0	157 N Grand Canyon	6 3	157 N Grand Canyon	6 3	174 N Northern Ill.	4 2
				97 N New Mexico St.	11 5	174 N Northern Ill.	4 2	174 N Northern Ill.	4 2	191 N Portland St.	6 0
				99 A Georgia Tech	1 2	191 N Portland St.	6 0	191 N Portland St.	6 0	193 H Villanova	11 2
				99 A Georgia Tech	8 2	193 H Villanova	11 2	193 H Villanova	11 2	193 H Villanova	11 3
						193 H Villanova	12 1	193 H Villanova	12 1	195 H Georgetown	6 8
						195 H Georgetown	4 5	195 H Georgetown	4 5	195 H Georgetown	2 0
						195 H Georgetown	2 0	195 H Georgetown	2 0	203 A Seton Hall	3 2
						203 A Seton Hall	3 2	203 A Seton Hall	3 2	203 A Seton Hall	12 4
						203 A Seton Hall	6 1	203 A Seton Hall	6 1	203 A Seton Hall	6 1
						203 A Seton Hall	6 1	203 A Seton Hall	6 1	216 N Wright St.	8 4
						216 N Wright St.	8 4	216 N Wright St.	8 4	216 N Wright St.	4 0
						216 N Wright St.	4 0	216 N Wright St.	4 0	228 N IUPUI	5 2
						228 N IUPUI	5 2	228 N IUPUI	5 2	243 N Iona	2 0
						243 N Iona	2 0	243 N Iona	2 0	251 N Presbyterian	1 0
						251 N Presbyterian	1 0	251 N Presbyterian	1 0		
LAST 10 GAMES				LAST 10 GAMES				LAST 10 GAMES			
195 H Georgetown	4 5	195 H Georgetown	6 8	195 H Georgetown	2 0	195 H Georgetown	12 1	195 H Georgetown	11 3	195 H Georgetown	4 5
195 H Georgetown	6 8	195 H Georgetown	2 0	195 H Georgetown	12 1	195 H Georgetown	11 3	195 H Georgetown	4 5	195 H Georgetown	6 8
195 H Georgetown	2 0	195 H Georgetown	12 1	195 H Georgetown	11 3	195 H Georgetown	4 5	195 H Georgetown	6 8	195 H Georgetown	2 0
193 H Villanova	12 1	193 H Villanova	11 3	193 H Villanova	4 5	193 H Villanova	6 8	193 H Villanova	12 1	193 H Villanova	12 1
193 H Villanova	11 3	193 H Villanova	4 5	193 H Villanova	6 8	193 H Villanova	12 1	193 H Villanova	11 3	193 H Villanova	11 3

Non-Div. I Games:

DePaul

NC State														Through Games Of April 8, 2018															
Average RPI Win:		136	WON-LOST RECORD		20-19-0	.51282	136	LAST 10 GAMES		3-7-0	STRENGTH OF SCHEDULE		45	OPP. STRENGTH OF SCHEDULE		130	TEAM RPI		80	ADJ RPI		.54176	78	CONF. RPI		7	ADJ CONF. RPI		6
Average RPI Loss:		80			16-9-0	.64	67			2-2-0			69			187			54			.5625	53			6			6
-----																													
DIV. I ONLY		20-19-0		.51282		136		3-7-0		45		130		80		.54176		78		7		6							
DIV. I NON-CONF.		16-9-0		.64		67		2-2-0		69		187		54		.5625		53		6		6							
-----																													
TOTALS		RPI 1-25		RPI 26-50		W-L RECORDS		RPI 51-100		RPI 101-150		RPI 150+																	
20-19-0		0-0-0		5-8-0		OVERALL		5-8-0		1-1-0		9-2-0																	
13-11-0		0-0-0		4-4-0		HOME		3-6-0		1-0-0		5-1-0																	
4-7-0		0-0-0		1-4-0		AWAY		1-2-0		0-0-0		2-1-0																	
3-1-0		0-0-0		0-0-0		NEUTRAL		1-0-0		0-1-0		2-0-0																	
16-9-0		0-0-0		3-5-0		NON-CONFERENCE		3-1-0		1-1-0		9-2-0																	
11-5-0		0-0-0		3-3-0		HOME		2-1-0		1-0-0		5-1-0																	
2-3-0		0-0-0		0-0-		AWAY		0-0-0		0-0-0		2-1-0																	
3-1-0		0-0-0		0-0-0		NEUTRAL		1-0-0		0-1-0		2-0-0																	
4-10-0		0-0-0		2-3-0		CONFERENCE		2-7-0		0-0-0		0-0-0																	
2-6-0		0-0-0		1-1-0		HOME		1-5-0		0-0-0		0-0-0																	
2-4-0		0-0-0		1-2-0		AWAY		1-2-0		0-0-0		0-0-0																	
0-0-0		0-0-0		0-0-0		NEUTRAL		0-0-0		0-0-0		0-0-0																	
RPI	S	Opponent		Score		RPI	S	Opponent		Score		RPI	S	Opponent		Score		RPI	S	Opponent		Score							
				27	H	Ohio St.	4	5	66	N	Memphi s	2	1	133	N	Ball St.	2	8											
				27	H	Ohio St.	5	4	67	H	Pittsburgh	1	9	139	H	El on	7	0											
				36	H	Notre Dame	0	15	67	H	Pittsburgh	5	7	163	A	Gardner-Webb	5	6											
				36	H	Notre Dame	4	1	67	H	Pittsburgh	7	0	163	A	Gardner-Webb	10	0											
				38	A	Liberty	2	5	71	H	USC Upstate	2	1	178	A	UNCW	4	2											
				42	A	Loui sville	0	7	74	H	Ohio	2	5	182	N	LIU Brookl yn	10	1											
				42	A	Loui sville	6	1	74	H	Ohio	4	3	195	N	Georgetown	12	2											
				42	A	Loui sville	2	4	80	H	Boston College	3	5	245	H	Marist	1	2											
				45	H	Northwestern	1	3	80	H	Boston College	2	12	252	H	Wagner	3	0											
				45	H	Northwestern	4	2	80	H	Boston College	2	6	252	H	Wagner	8	0											
				48	A	FGCU	2	7	99	A	Georgi a Tech	0	5	256	H	Del aware St.	8	0											
				49	H	Kennesaw St.	4	3	99	A	Georgi a Tech	4	2	260	H	Ni agara	9	1											
				49	H	Kennesaw St.	2	8	99	A	Georgi a Tech	0	3	260	H	Ni agara	9	7											
-----																													
LAST 10 GAMES																													
				80	H	Boston College	3	5	42	A	Loui sville	6	1																
				80	H	Boston College	2	12	42	A	Loui sville	2	4																
				80	H	Boston College	2	6	71	H	USC Upstate	2	1																
				38	A	Li berty	2	5	49	H	Kennesaw St.	2	8																
				42	A	Loui sville	0	7	49	H	Kennesaw St.	4	3																

Non-Div. I Games:

NC State

Average RPI Win:		151	WON-LOST RECORD		WINNING PCT. RANK	LAST 10 GAMES		STRENGTH OF SCHEDULE		OPP. STRENGTH OF SCHEDULE	TEAM RPI	ADJ RPI	CONF. RPI	ADJ CONF. RPI							
DIV. I ONLY			21-11-0		.65625	57		6-4-0		175	71	79	.54162	79	11	11					
DIV. I NON-CONF.			16-7-0		.69565	44		3-1-0		178	54	59	.55471	60	10	10					
TOTALS		RPI 1-25		RPI 26-50		W-L RECORDS		RPI 51-100		RPI 101-150		RPI 150+									
21-11-0		0-2-0		2-1-0		OVERALL		3-3-0		5-4-0		11-1-0									
10-2-0		0-0-0		0-0-0		HOME		0-0-0		3-1-0		7-1-0									
5-5-0		0-1-0		1-0-0		AWAY		3-3-0		1-1-0		0-0-0									
6-4-0		0-1-0		1-1-0		NEUTRAL		0-0-0		1-2-0		4-0-0									
16-7-0		0-2-0		2-1-0		NON-CONFERENCE		2-1-0		3-3-0		9-0-0									
6-0-0		0-0-0		0-0-0		HOME		0-0-0		1-0-0		5-0-0									
4-3-0		0-1-0		1-0-		AWAY		2-1-0		1-1-0		0-0-0									
6-4-0		0-1-0		1-1-0		NEUTRAL		0-0-0		1-2-0		4-0-0									
5-4-0		0-0-0		0-0-0		CONFERENCE		1-2-0		2-1-0		2-1-0									
4-2-0		0-0-0		0-0-0		HOME		0-0-0		2-1-0		2-1-0									
1-2-0		0-0-0		0-0-0		AWAY		1-2-0		0-0-0		0-0-0									
0-0-0		0-0-0		0-0-0		NEUTRAL		0-0-0		0-0-0		0-0-0									
RPI	S	Opponent		Score		RPI	S	Opponent		Score		RPI	S	Opponent		Score					
11	A	Arizona		0	3	31	N	Minnesota		3	5	75	A	Kansas		8	6				
17	N	Oregon St.		0	1	33	A	Texas		6	2	75	A	Kansas		3	6				
						44	N	Wisconsin		4	3	75	A	Kansas		14	6				
												81	A	Fresno St.		4	0				
												81	A	Fresno St.		3	9				
												81	A	Fresno St.		3	4				
														124 H Nevada		2	0				
														124 H Nevada		2	4				
														124 H Nevada		4	3				
														129 N CSUN		1	3				
														136 A San Diego		2	7				
														145 A Northern Colo.		9	1				
														145 H Northern Colo.		9	4				
														165 N Montana		3	1				
														172 H St. John's (NY)		16	3				
														172 H St. John's (NY)		5	1				
														181 N Incarnate Word		6	1				
														181 N Incarnate Word		14	9				
														198 N Bryant		9	4				
														200 H New Mexico		3	5				
														200 H New Mexico		12	4				
														200 H New Mexico		8	0				
														234 H Utah Valley		5	3				
														253 H Idaho St.		15	6				
														253 H Idaho St.		8	1				
						LAST 10 GAMES															
						200 H New Mexico						12	4	75 A Kansas						3	6
						200 H New Mexico						3	5	75 A Kansas						8	6
						200 H New Mexico						8	0	81 A Fresno St.						3	4
						145 A Northern Colo.						9	1	81 A Fresno St.						4	0
						75 A Kansas						14	6	81 A Fresno St.						3	9

Non-Div. I Games:

Col orado St.

[illegible]

**Non-Div. I Games:**

Boston College



Average RPI Win:		169	WON-LOST RECORD		WINNING PCT. RANK		LAST 10 GAMES		STRENGTH OF SCHEDULE		OPP. STRENGTH OF SCHEDULE		TEAM RPI		ADJ RPI		CONF. RPI		ADJ CONF. RPI					
DIV. I ONLY			24-15-0		.61538		77		8-2-0		123		83		75		.54004		81		11		11	
DIV. I NON-CONF.			17-13-0		.56667		107		2-0-0		109		74		78		.53633		79		10		10	
TOTALS		RPI 1-25		RPI 26-50		W-L RECORDS		RPI 51-100		RPI 101-150		RPI 150+												
24-15-0		0-5-0		1-3-0		OVERALL		5-4-0		3-2-0		15-1-0												
15-5-0		0-0-0		0-1-0		HOME		2-3-0		2-1-0		11-0-0												
4-2-0		0-0-0		0-0-0		AWAY		1-1-0		0-0-0		3-1-0												
5-8-0		0-5-0		1-2-0		NEUTRAL		2-0-0		1-1-0		1-0-0												
17-13-0		0-5-0		1-3-0		NON-CONFERENCE		3-3-0		3-2-0		10-0-0												
10-4-0		0-0-0		0-1-0		HOME		0-2-0		2-1-0		8-0-0												
2-1-0		0-0-0		0-0-		AWAY		1-1-0		0-0-0		1-0-0												
5-8-0		0-5-0		1-2-0		NEUTRAL		2-0-0		1-1-0		1-0-0												
7-2-0		0-0-0		0-0-0		CONFERENCE		2-1-0		0-0-0		5-1-0												
5-1-0		0-0-0		0-0-0		HOME		2-1-0		0-0-0		3-0-0												
2-1-0		0-0-0		0-0-0		AWAY		0-0-0		0-0-0		2-1-0												
0-0-0		0-0-0		0-0-0		NEUTRAL		0-0-0		0-0-0		0-0-0												
RPI	S	Opponent		Score		RPI	S	Opponent		Score		RPI	S	Opponent		Score								
2	N	Oregon		0	8	35	H	California		0	7	55	H	Illinois		9	10							
4	N	UCLA		3	7	36	N	Notre Dame		5	4	55	H	Illinois		5	8							
11	N	Arizona		1	13	44	N	Wisconsin		5	6	79	H	Colorado St.		4	3							
13	N	LSU		2	10	46	N	BYU		3	7	79	H	Colorado St.		9	3							
24	N	Louisiana		2	7							79	H	Colorado St.		0	4							
												83	A	Cal St. Fullerton		3	11							
												86	A	Stanford		8	2							
												86	N	Stanford		2	0							
												95	N	Loyola Marymount		5	2							

Non-Div. I Games:

Fresno St.

Average RPI Win: 167		WON-LOST RECORD		WINNING PCT. RANK		LAST 10 GAMES		STRENGTH OF SCHEDULE		OPP. STRENGTH OF SCHEDULE		TEAM RPI		ADJ RPI		CONF. RPI		ADJ CONF. RPI	
DIV. I ONLY		22-18-0		.55 113		4-6-0		63		180		82		.53783 82		10		10	
DIV. I NON-CONF.		19-12-0		.6129 89		1-1-0		73		191		61		.55167 64		12		12	
TOTALS		RPI 1-25		RPI 26-50		W-L RECORDS		RPI 51-100		RPI 101-150		RPI 150+							
22-18-0		0-5-0		0-2-0		OVERALL		5-2-0		3-4-0		14-5-0							
13-7-0		0-0-0		0-1-0		HOME		4-1-0		2-1-0		7-4-0							
2-8-0		0-5-0		0-0-0		AWAY		0-0-0		1-2-0		1-1-0							
7-3-0		0-0-0		0-1-0		NEUTRAL		1-1-0		0-1-0		6-0-0							
19-12-0		0-2-0		0-2-0		NON-CONFERENCE		5-2-0		2-2-0		12-4-0							
11-6-0		0-0-0		0-1-0		HOME		4-1-0		2-1-0		5-3-0							
1-3-0		0-2-0		0-0-		AWAY		0-0-0		0-0-0		1-1-0							
7-3-0		0-0-0		0-1-0		NEUTRAL		1-1-0		0-1-0		6-0-0							
3-6-0		0-3-0		0-0-0		CONFERENCE		0-0-0		1-2-0		2-1-0							
2-1-0		0-0-0		0-0-0		HOME		0-0-0		0-0-0		2-1-0							
1-5-0		0-3-0		0-0-0		AWAY		0-0-0		1-2-0		0-0-0							
0-0-0		0-0-0		0-0-0		NEUTRAL		0-0-0		0-0-0		0-0-0							
RPI	S	Opponent		Score		RPI	S	Opponent		Score		RPI	S	Opponent		Score			
5	A	Georgia		0	6	33	H	Texas		0	1	53	H	Longwood		2	1		
5	A	Georgia		0	12	44	N	Wisconsin		8	10	61	H	Eastern Ill.		4	3		
22	A	Hofstra		1	11							61	H	Eastern Ill.		6	8		
22	A	Hofstra		3	6							62	H	Furman		6	4		
22	A	Hofstra		2	10							75	N	Kansas		1	6		
												75	N	Kansas		6	4		
												77	H	DePaul		4	0		
												107	H	Duke		9	8		
												107	H	Duke		1	5		
												120	N	Central Mich.		2	6		
												127	H	Jacksonville St.		13	1		
												139	A	Elon		0	8		
												139	A	Elon		2	5		
												139	A	Elon		13	5		
												152	N	Western Mich.		9	3		
												158	A	Charleston So.		4	5		
												158	H	Charleston So.		7	4		
												163	N	Gardner-Webb		7	2		
												171	H	Winthrop		7	6		
												174	H	Northern Ill.		3	5		
												177	A	Stetson		10	0		
												192	N	ETSU		8	2		
												216	H	Wright St.		2	3		
												216	N	Wright St.		11	4		
												231	H	Drexel		4	6		
												231	H	Drexel		4	1		
												231	H	Drexel		7	3		
												242	N	Penn		14	2		
												243	H	Iona		7	8		
												249	H	Youngstown St.		9	5		
												249	H	Youngstown St.		9	1		
												267	N	Akron		5	4		
												284	H	Norfolk St.		8	3		
LAST 10 GAMES																			
		22 A Hofstra		3	6			231 H Drexel		7	3								
		22 A Hofstra		1	11			231 H Drexel		4	1								
		22 A Hofstra		2	10			158 H Charleston So.		7	4								
		158 A Charleston So.		4	5			139 A Elon		0	8								
		231 H Drexel		4	6			139 A Elon		13	5								

Non-Div. I Games:

Col. of Charleston









Average RPI Win: 171		WON-LOST	WINNING	LAST 10	STRENGTH OF		OPP. STRENGTH	TEAM	ADJ		CONF.	ADJ CONF.
Average RPI Loss: 66		RECORD	PCT. RANK	GAMES	SCHEDULE		OF SCHEDULE	RPI	RPI		RPI	RPI
DIV. I ONLY		19-16-0	.54286	116	6-4-0		74	115	86		.53229	87
DIV. I NON-CONF.		16-13-0	.55172	115	3-1-0		136	153	105		.51842	109
TOTALS		RPI 1-25	RPI 26-50		W-L RECORDS		RPI 51-100		RPI 101-150		RPI 150+	
19-16-0		0-4-0	0-5-0		OVERALL		2-3-0		7-4-0		10-0-0	
13-7-0		0-1-0	0-4-0		HOME		1-1-0		5-1-0		7-0-0	
1-5-0		0-3-0	0-0-0		AWAY		0-2-0		1-0-0		0-0-0	
5-4-0		0-0-0	0-1-0		NEUTRAL		1-0-0		1-3-0		3-0-0	
16-13-0		0-1-0	0-5-0		NON-CONFERENCE		2-3-0		4-4-0		10-0-0	
10-7-0		0-1-0	0-4-0		HOME		1-1-0		2-1-0		7-0-0	
1-2-0		0-0-0	0-0-		AWAY		0-2-0		1-0-0		0-0-0	
5-4-0		0-0-0	0-1-0		NEUTRAL		1-0-0		1-3-0		3-0-0	
3-3-0		0-3-0	0-0-0		CONFERENCE		0-0-0		3-0-0		0-0-0	
3-0-0		0-0-0	0-0-0		HOME		0-0-0		3-0-0		0-0-0	
0-3-0		0-3-0	0-0-0		AWAY		0-0-0		0-0-0		0-0-0	
0-0-0		0-0-0	0-0-0		NEUTRAL		0-0-0		0-0-0		0-0-0	
RPI S	Opponent	Score	RPI S	Opponent	Score	RPI S	Opponent	Score	RPI S	Opponent	Score	
10 H	Tennessee	5 10	34 H	James Madison	0 1	53 H	Longwood	2 0	108 H	Cal Poly	3 2	
16 A	Long Beach St.	3 6	34 H	James Madison	1 12	53 H	Longwood	2 4	108 H	Cal Poly	11 0	
16 A	Long Beach St.	0 8	35 H	Cal ifornia	0 5	93 N	Boise St.	3 1	108 H	Cal Poly	1 0	
16 A	Long Beach St.	0 6	46 H	BYU	1 2	95 A	Loyola Marymount	0 3	113 H	East Carolina	9 0	
			46 N	BYU	1 10	95 A	Loyola Marymount	1 2	113 H	East Carolina	5 3	
									132 A	UNLV	8 1	
									135 N	Seattle U	2 4	
									137 H	Maryland	6 7	
									140 N	Weber St.	6 3	
									140 N	Weber St.	1 4	
									140 N	Weber St.	2 11	
									194 N	Utah St.	3 1	
									200 N	New Mexico	5 1	
									202 H	North Dakota	4 3	
									202 H	North Dakota	3 2	
									211 H	UTEP	5 0	
									211 H	UTEP	6 2	
									253 N	Idaho St.	18 0	
									263 H	Ark. -Pine Bluff	5 0	
									269 H	Cleveland St.	5 4	
									269 H	Cleveland St.	6 5	
			LAST 10 GAMES									
			108 H	Cal Poly	11 0	16 A	Long Beach St.	0 6				
			108 H	Cal Poly	3 2	137 H	Maryland	6 7				
			108 H	Cal Poly	1 0	269 H	Cleveland St.	5 4				
			16 A	Long Beach St.	0 8	202 H	North Dakota	3 2				
			16 A	Long Beach St.	3 6	269 H	Cleveland St.	6 5				

Non-Div. I Games:

Hawai i

Average RPI Win: 184		WON-LOST	WINNING	LAST 10	STRENGTH OF		OPP. STRENGTH	TEAM	ADJ		CONF.	ADJ CONF.					
Average RPI Loss: 114		RECORD	PCT. RANK	GAMES	SCHEDULE		OF SCHEDULE	RPI	RPI		RPI	RPI					
DIV. I ONLY		23-11-0	.67647	45	8-2-0		198	146	92	.53034	88	18	18				
DIV. I NON-CONF.		19-9-0	.67857	49	4-0-0		174	167	75	.54224	74	18	18				
TOTALS		RPI 1-25	RPI 26-50		W-L RECORDS		RPI 51-100		RPI 101-150		RPI 150+						
23-11-0		0-0-0	0-3-0		OVERALL		4-3-0		2-1-0		17-4-0						
0-0-0		0-0-0	0-0-0		HOME		0-0-0		0-0-0		0-0-0						
8-5-0		0-0-0	0-2-0		AWAY		3-2-0		0-0-0		5-1-0						
15-6-0		0-0-0	0-1-0		NEUTRAL		1-1-0		2-1-0		12-3-0						
19-9-0		0-0-0	0-3-0		NON-CONFERENCE		4-3-0		2-1-0		13-2-0						
0-0-0		0-0-0	0-0-0		HOME		0-0-0		0-0-0		0-0-0						
6-4-0		0-0-0	0-0-		AWAY		3-2-0		0-0-0		3-0-0						
13-5-0		0-0-0	0-1-0		NEUTRAL		1-1-0		2-1-0		10-2-0						
4-2-0		0-0-0	0-0-0		CONFERENCE		0-0-0		0-0-0		4-2-0						
0-0-0		0-0-0	0-0-0		HOME		0-0-0		0-0-0		0-0-0						
2-1-0		0-0-0	0-0-0		AWAY		0-0-0		0-0-0		2-1-0						
2-1-0		0-0-0	0-0-0		NEUTRAL		0-0-0		0-0-0		2-1-0						
RPI	S	Opponent	Score		RPI	S	Opponent	Score		RPI	S	Opponent	Score				
			26	A	Nebraska	3	12	57	A	Iowa	5	2	119	N	La. -Monroe	3	9
			26	A	Nebraska	2	8	57	A	Iowa	4	1	120	N	Central Mich.	8	0
			41	N	Drake	2	10	72	N	Austin Peay	12	4	130	N	SFA	7	2
								73	N	Southeast Mo. St.	1	4	166	N	Maine	8	0
								75	A	Kansas	7	4	186	N	Loyol a Chi cago	1	2
								75	A	Kansas	1	5	189	N	South Dakota	0	7
								92	A	UNI	2	5	189	N	South Dakota	7	0
													189	N	South Dakota	5	4
													203	N	Seton Hall	6	1
													208	N	Central Conn. St.	2	0
													210	A	Omaha	6	8
													210	A	Omaha	11	7
													210	A	Omaha	9	1
													212	N	Qui nni pi ac	10	8
													218	A	UMKC	9	4
													218	A	UMKC	6	4
													218	A	UMKC	9	2
													218	N	UMKC	5	3
													219	N	Bethune-Cookman	1	3
													240	N	Green Bay	19	12
													242	N	Penn	7	6
													256	N	Del aware St.	15	12
													260	N	Ni agara	9	6
													263	N	Ark. -Pine Bluff	9	0
LAST 10 GAMES																	
			189	N	South Dakota	7	0	210	A	Omaha	11	7					
			189	N	South Dakota	0	7	218	A	UMKC	9	4					
			189	N	South Dakota	5	4	218	A	UMKC	9	2					
			210	A	Omaha	6	8	218	A	UMKC	6	4					
			210	A	Omaha	9	1	57	A	Iowa	4	1					

Non-Div. I Games:

South Dakota St.



Average RPI Win: 189		WON-LOST	WINNING	LAST 10	STRENGTH OF		OPP. STRENGTH	TEAM	ADJ		CONF.	ADJ CONF.
Average RPI Loss: 76		RECORD	PCT. RANK	GAMES	SCHEDULE		OF SCHEDULE	RPI	RPI		RPI	RPI
DIV. I ONLY		22-18-0	.55	113	4-6-0		89	138	91		.52924	89
DIV. I NON-CONF.		14-11-0	.56	108	0-2-0		61	111	67		.54653	70
TOTALS		RPI 1-25	RPI 26-50		W-L RECORDS		RPI 51-100		RPI 101-150		RPI 150+	
22-18-0		0-6-0	0-1-0		OVERALL		3-3-0		2-6-0		17-2-0	
11-6-0		0-2-0	0-0-0		HOME		1-1-0		1-2-0		9-1-0	
5-8-0		0-3-0	0-0-0		AWAY		0-0-0		0-4-0		5-1-0	
6-4-0		0-1-0	0-1-0		NEUTRAL		2-2-0		1-0-0		3-0-0	
14-11-0		0-6-0	0-1-0		NON-CONFERENCE		3-3-0		1-1-0		10-0-0	
8-3-0		0-2-0	0-0-0		HOME		1-1-0		0-0-0		7-0-0	
0-4-0		0-3-0	0-0-		AWAY		0-0-0		0-1-0		0-0-0	
6-4-0		0-1-0	0-1-0		NEUTRAL		2-2-0		1-0-0		3-0-0	
8-7-0		0-0-0	0-0-0		CONFERENCE		0-0-0		1-5-0		7-2-0	
3-3-0		0-0-0	0-0-0		HOME		0-0-0		1-2-0		2-1-0	
5-4-0		0-0-0	0-0-0		AWAY		0-0-0		0-3-0		5-1-0	
0-0-0		0-0-0	0-0-0		NEUTRAL		0-0-0		0-0-0		0-0-0	
RPI S	Opponent	Score	RPI S	Opponent	Score	RPI S	Opponent	Score	RPI S	Opponent	Score	
1 H	Washington	1 9	32 N	Ole Miss	2 4	65 N	Mercer	2 1	106 A	Northwestern St.	2 4	
1 H	Washington	0 8				65 N	Mercer	1 2	106 A	Northwestern St.	0 7	
12 A	Texas A&M	0 8				75 N	Kansas	13 4	106 A	Northwestern St.	2 7	
18 N	Alabama	0 13				76 H	Louisiana Tech	2 3	130 H	SFA	1 4	
19 A	Mississippi St.	3 6				85 N	Missouri St.	0 1	130 H	SFA	5 2	
25 A	Texas St.	2 6				96 H	Eastern Ky.	3 2	130 H	SFA	5 6	
									138 N	Virginia Tech	10 9	
									148 A	UTSA	2 4	
									151 H	Southeastern La.	4 3	
									151 H	Southeastern La.	0 7	
									151 H	Southeastern La.	5 2	
									153 A	Sam Houston St.	6 1	
									153 A	Sam Houston St.	4 8	
									153 A	Sam Houston St.	10 5	
									154 H	Dartmouth	4 0	
									154 H	Dartmouth	8 0	
									186 H	Loyola Chicago	5 4	
									230 H	Penn St.	8 3	
									241 A	Houston Baptist	7 3	
									241 A	Houston Baptist	8 2	
									241 A	Houston Baptist	7 1	
									244 N	Prairie View	9 0	
									257 H	Binghamton	7 4	
									257 H	Binghamton	2 0	
									274 N	Alcorn	6 2	
									274 N	Alcorn	8 6	
									285 H	Alabama A&M	10 9	
			LAST 10 GAMES									
			153 A	Sam Houston St.	4 8	151 H			5 2			
			153 A	Sam Houston St.	6 1	151 H			0 7			
			153 A	Sam Houston St.	10 5	12 A			0 8			
			25 A	Texas St.	2 6	130 H			1 4			
			151 H	Southeastern La.	4 3	130 H			5 6			

Non-Div. I Games:

Lamar University

Average RPI Win: 143		WON-LOST	WINNING	LAST 10	STRENGTH OF		OPP. STRENGTH	TEAM	ADJ	CONF.	ADJ CONF.
Average RPI Loss: 53		RECORD	PCT. RANK	GAMES	SCHEDULE		OF SCHEDULE	RPI	RPI	RPI	RPI
DIV. I ONLY		14-23-0	.37838	212	5-5-0		24	50	88	.52895	90
DIV. I NON-CONF.		9-18-0	.33333	216	0-0-0		5	7	85	.53117	89
TOTALS		RPI 1-25	RPI 26-50		W-L RECORDS		RPI 51-100		RPI 101-150		RPI 150+
14-23-0		0-8-0	0-3-0		OVERALL		1-8-0		8-4-0		5-0-0
2-1-0		0-0-0	0-0-0		HOME		0-0-0		2-1-0		0-0-0
3-12-0		0-5-0	0-2-0		AWAY		0-4-0		1-1-0		2-0-0
9-10-0		0-3-0	0-1-0		NEUTRAL		1-4-0		5-2-0		3-0-0
9-18-0		0-8-0	0-3-0		NON-CONFERENCE		1-5-0		5-2-0		3-0-0
0-0-0		0-0-0	0-0-0		HOME		0-0-0		0-0-0		0-0-0
0-8-0		0-5-0	0-0-		AWAY		0-1-0		0-0-0		0-0-0
9-10-0		0-3-0	0-1-0		NEUTRAL		1-4-0		5-2-0		3-0-0
5-5-0		0-0-0	0-0-0		CONFERENCE		0-3-0		3-2-0		2-0-0
2-1-0		0-0-0	0-0-0		HOME		0-0-0		2-1-0		0-0-0
3-4-0		0-0-0	0-0-0		AWAY		0-3-0		1-1-0		2-0-0
0-0-0		0-0-0	0-0-0		NEUTRAL		0-0-0		0-0-0		0-0-0
RPI S	Opponent	Score	RPI S	Opponent	Score	RPI S	Opponent	Score	RPI S	Opponent	Score
3 A	Arizona St.	1 9	28 N	Michigan	1 6	51 A	Tulsa	1 6	104 N	Indiana	6 1
6 A	Oklahoma	0 9	30 A	Oklahoma St.	1 9	56 N	McNeese	5 7	104 N	Indiana	2 5
6 A	Oklahoma	0 8	39 A	South Fla.	0 3	58 N	Georgia St.	7 6	105 N	Fla. Atlantic	4 3
7 A	Florida	1 10				59 N	Iowa St.	4 5	109 A	Southern Ill.	3 6
7 N	Florida	0 9				63 N	Ga. Southern	0 7	109 A	Southern Ill.	6 0
9 N	South Carolina	0 9				63 N	Ga. Southern	4 7	136 N	San Diego	3 2
13 A	LSU	0 1				85 A	Missouri St.	7 8	136 N	San Diego	4 0
25 N	Texas St.	1 2				85 A	Missouri St.	6 7	137 N	Maryland	8 7
						85 A	Missouri St.	2 4	147 N	UAB	1 2
									149 H	Indiana St.	4 3
									149 H	Indiana St.	1 5
									149 H	Indiana St.	6 5
									173 N	Purdue	5 1
									173 N	Purdue	2 0
									186 A	Loyola Chicago	8 0
									186 A	Loyola Chicago	3 0
									202 N	North Dakota	6 2
			LAST 10 GAMES								
			186 A Loyola Chicago			109 A Southern Ill.			6 0		
			186 A Loyola Chicago			109 A Southern Ill.			3 6		
			149 H Indiana St.			85 A Missouri St.			7 8		
			149 H Indiana St.			85 A Missouri St.			6 7		
			149 H Indiana St.			85 A Missouri St.			2 4		

Non-Div. I Games:

Illinois St.





**Non-Div. I Games:**

Boi se St.

Average RPI Win:		104	WON-LOST RECORD		WINNING PCT. RANK		LAST 10 GAMES		STRENGTH OF SCHEDULE		OPP. STRENGTH OF SCHEDULE		TEAM RPI		ADJ RPI		CONF. RPI		ADJ CONF. RPI	
DIV. I ONLY			12-24-0		.33333 231		3-7-0		16		103		103		.52672 94		11		11	
DIV. I NON-CONF.			9-18-0		.33333 216		0-1-0		15		75		112		.52126 103		10		10	
TOTALS		RPI 1-25		RPI 26-50		W-L RECORDS		RPI 51-100		RPI 101-150		RPI 150+								
12-24-0		0-3-0		3-7-0		OVERALL		4-6-0		2-8-0		3-0-0								
5-7-0		0-1-0		1-0-0		HOME		4-3-0		0-3-0		0-0-0								
2-7-0		0-1-0		0-3-0		AWAY		0-2-0		2-1-0		0-0-0								
5-10-0		0-1-0		2-4-0		NEUTRAL		0-1-0		0-4-0		3-0-0								
9-18-0		0-3-0		3-4-0		NON-CONFERENCE		3-4-0		0-7-0		3-0-0								
4-5-0		0-1-0		1-0-0		HOME		3-1-0		0-3-0		0-0-0								
0-3-0		0-1-0		0-0-		AWAY		0-2-0		0-0-0		0-0-0								
5-10-0		0-1-0		2-4-0		NEUTRAL		0-1-0		0-4-0		3-0-0								
3-6-0		0-0-0		0-3-0		CONFERENCE		1-2-0		2-1-0		0-0-0								
1-2-0		0-0-0		0-0-0		HOME		1-2-0		0-0-0		0-0-0								
2-4-0		0-0-0		0-3-0		AWAY		0-0-0		2-1-0		0-0-0								
0-0-0		0-0-0		0-0-0		NEUTRAL		0-0-0		0-0-0		0-0-0								
RPI	S	Opponent		Score		RPI	S	Opponent		Score		RPI	S	Opponent		Score				
5	N	Georgia		2	23	26	N	Nebraska		3	5	60	H	UCF		3	1			
16	A	Long Beach St.		0	5	27	N	Ohio St.		0	7	69	H	North Dakota St.		1	2			
20	H	Kentucky		0	5	31	H	Minnesota		6	2	69	H	North Dakota St.		4	1			
						36	N	Notre Dame		2	1	83	A	Cal St. Fullerton		3	4			
						38	N	Liberty		7	0	83	H	Cal St. Fullerton		2	1			
						43	A	San Jose St.		1	9	84	A	UC Riverside		1	4			
						43	A	San Jose St.		2	5	86	N	Stanford		0	4			
						43	A	San Jose St.		1	6	93	H	Boise St.		3	1			
						45	N	Northwestern		6	7	93	H	Boise St.		1	3			
						45	N	Northwestern		0	3	93	H	Boise St.		1	11			

Non-Div. I Games:

San Diego St.

Average RPI Win:		150	WON-LOST		WINNING		LAST 10		STRENGTH OF		OPP. STRENGTH		TEAM	ADJ		CONF.	ADJ CONF.							
Average RPI Loss:		78	RECORD		PCT. RANK		GAMES		SCHEDULE		OF SCHEDULE		RPI	RPI		RPI	RPI							
DIV. I ONLY			19-21-1		.47561		162		5-5-0		55		86		93		.52641		95		19		19	
DIV. I NON-CONF.			17-20-1		.46053		162		3-4-0		31		79		84		.53221		88		19		19	
TOTALS		RPI 1-25		RPI 26-50				W-L RECORDS				RPI 51-100				RPI 101-150				RPI 150+				
19-21-1		0-5-0		1-5-0				OVERALL				5-6-1				4-1-0				9-4-0				
13-11-0		0-3-0		0-3-0				HOME				2-1-0				3-1-0				8-3-0				
2-2-0		0-0-0		0-0-0				AWAY				2-2-0				0-0-0				0-0-0				
4-8-1		0-2-0		1-2-0				NEUTRAL				1-3-1				1-0-0				1-1-0				
17-20-1		0-5-0		1-5-0				NON-CONFERENCE				5-6-1				4-1-0				7-3-0				
11-10-0		0-3-0		0-3-0				HOME				2-1-0				3-1-0				6-2-0				
2-2-0		0-0-0		0-0-				AWAY				2-2-0				0-0-0				0-0-0				
4-8-1		0-2-0		1-2-0				NEUTRAL				1-3-1				1-0-0				1-1-0				
2-1-0		0-0-0		0-0-0				CONFERENCE				0-0-0				0-0-0				2-1-0				
2-1-0		0-0-0		0-0-0				HOME				0-0-0				0-0-0				2-1-0				
0-0-0		0-0-0		0-0-0				AWAY				0-0-0				0-0-0				0-0-0				
0-0-0		0-0-0		0-0-0				NEUTRAL				0-0-0				0-0-0				0-0-0				
RPI	S	Opponent		Score		RPI	S	Opponent		Score		RPI	S	Opponent		Score		RPI	S	Opponent		Score		
7	N	Florida		0	13	27	H	Ohio St.		0	7	67	N	Pittsburgh		1	4	117	H	Boston U.		4	2	
16	H	Long Beach St.		6	9	27	H	Ohio St.		1	2	67	N	Pittsburgh		0	0	117	H	Boston U.		4	3	
16	H	Long Beach St.		0	10	28	N	Mi chi gan		2	3	69	H	North Dakota St.		0	1	140	H	Weber St.		2	1	
16	H	Long Beach St.		7	8	35	N	Cal i forn i a		0	8	81	N	Fresno St.		2	5	140	H	Weber St.		5	9	
21	N	Arkansas		5	6	37	N	Utah		4	1	83	A	Cal St. Fullerton		7	3	140	N	Weber St.		6	1	
						48	H	FGCU		0	5	83	A	Cal St. Fullerton		3	6	164	N	UC Santa Barbara		5	2	
												83	A	Cal St. Fullerton		3	1	187	H	Monmouth		2	4	
												83	A	Cal St. Fullerton		2	3	187	H	Monmouth		3	2	
												84	N	UC Ri vers i de		3	2	194	N	Utah St.		2	5	
												86	N	Stanford		0	4	204	H	Harvard		2	8	
												87	H	Hawai i		3	0	207	H	Fai rfi el d		6	1	
												87	H	Hawai i		2	1	207	H	Fai rfi el d		10	2	
																		213	H	Paci fi c		4	2	
																		213	H	Paci fi c		4	6	
																		213	H	Paci fi c		2	0	
																		215	H	Col umbi a		3	1	
																		235	H	Provi dence		4	1	
																		236	H	Southern Utah		8	0	
						LAST 10 GAMES																		
						213	H	Paci fi c		4	2	83	A	Cal St. Fullerton		2	3							
						213	H	Paci fi c		2	0	83	A	Cal St. Fullerton		7	3							
						213	H	Paci fi c		4	6	83	A	Cal St. Fullerton		3	1							
						16	H	Long Beach St.		0	10	187	H	Monmouth		3	2							
						16	H	Long Beach St.		7	8	16	H	Long Beach St.		6	9							

Non-Div. I Games:

Loyola Marymount

Average RPI Win: 190		WON-LOST	WINNING	LAST 10	STRENGTH OF		OPP. STRENGTH	TEAM	ADJ		CONF.	ADJ CONF.		
Average RPI Loss: 102		RECORD	PCT. RANK	GAMES	SCHEDULE		OF SCHEDULE	RPI	RPI		RPI	RPI		
DIV. I ONLY		22-12-0	.64706	60	6-4-0		165	189	90	.52622	96	16	16	
DIV. I NON-CONF.		17-11-0	.60714	90	1-3-0		204	201	123	.50729	131	16	16	
TOTALS		RPI 1-25	RPI 26-50		W-L RECORDS		RPI 51-100		RPI 101-150		RPI 150+			
22-12-0		0-1-0	0-2-0		OVERALL		1-4-0		5-2-0		16-3-0			
8-1-0		0-0-0	0-0-0		HOME		1-1-0		0-0-0		7-0-0			
2-7-0		0-1-0	0-2-0		AWAY		0-2-0		2-0-0		0-2-0			
12-4-0		0-0-0	0-0-0		NEUTRAL		0-1-0		3-2-0		9-1-0			
17-11-0		0-1-0	0-2-0		NON-CONFERENCE		0-3-0		3-2-0		14-3-0			
5-0-0		0-0-0	0-0-0		HOME		0-0-0		0-0-0		5-0-0			
0-7-0		0-1-0	0-0-		AWAY		0-2-0		0-0-0		0-2-0			
12-4-0		0-0-0	0-0-0		NEUTRAL		0-1-0		3-2-0		9-1-0			
5-1-0		0-0-0	0-0-0		CONFERENCE		1-1-0		2-0-0		2-0-0			
3-1-0		0-0-0	0-0-0		HOME		1-1-0		0-0-0		2-0-0			
2-0-0		0-0-0	0-0-0		AWAY		0-0-0		2-0-0		0-0-0			
0-0-0		0-0-0	0-0-0		NEUTRAL		0-0-0		0-0-0		0-0-0			
RPI	S	Opponent	Score		RPI	S	Opponent	Score		RPI	S	Opponent	Score	
20	A	Kentucky	0	10	50	A	Houston	4	11	65	A	Mercer	1	5
					50	A	Houston	2	6	72	H	Austin Peay	7	1
										72	H	Austin Peay	2	5
										77	N	DePaul	0	4
										89	A	Lamar University	2	3
	</													

Non-Div. I Games:

Eastern Ky.





[illegible]

**Non-Div. I Games:**

North Florida

Average RPI Win:	153	WON-LOST RECORD		WINNING PCT. RANK		LAST 10 GAMES		STRENGTH OF SCHEDULE		OPP. STRENGTH OF SCHEDULE		TEAM RPI		ADJ RPI		CONF. RPI		ADJ CONF. RPI
DIV. I ONLY		21-17-0		.55263	107	3-7-0		141		39		97		.52474	99	7		6
DIV. I NON-CONF.		14-12-0		.53846	122	1-3-0		185		39		129		.50914	124	6		6
TOTALS		RPI 1-25		RPI 26-50		W-L RECORDS		RPI 51-100		RPI 101-150		RPI 150+						
21-17-0		0-5-0		1-2-0		OVERALL		3-5-0		7-2-0		10-3-0						
9-10-0		0-5-0		1-2-0		HOME		3-3-0		4-0-0		1-0-0						
7-3-0		0-0-0		0-0-0		AWAY		0-1-0		2-2-0		5-0-0						
5-4-0		0-0-0		0-0-0		NEUTRAL		0-1-0		1-0-0		4-3-0						
14-12-0		0-2-0		1-2-0		NON-CONFERENCE		1-4-0		5-1-0		7-3-0						
7-6-0		0-2-0		1-2-0		HOME		1-2-0		4-0-0		1-0-0						
2-2-0		0-0-0		0-0-		AWAY		0-1-0		0-1-0		2-0-0						
5-4-0		0-0-0		0-0-0		NEUTRAL		0-1-0		1-0-0		4-3-0						
7-5-0		0-3-0		0-0-0		CONFERENCE		2-1-0		2-1-0		3-0-0						
2-4-0		0-3-0		0-0-0		HOME		2-1-0		0-0-0		0-0-0						
5-1-0		0-0-0		0-0-0		AWAY		0-0-0		2-1-0		3-0-0						
0-0-0		0-0-0		0-0-0		NEUTRAL		0-0-0		0-0-0		0-0-0						
RPI	S	Opponent	Score	RPI	S	Opponent	Score	RPI	S	Opponent	Score	RPI	S	Opponent	Score			
5	H	Georgia	0 1	26	H	Nebraska	5 6	52	N	Lipscomb	0 1	104	H	Indiana	4 1			
8	H	Florida St.	2 13	26	H	Nebraska	3 7	58	A	Georgia St.	2 5	104	H	Indiana	4 1			
8	H	Florida St.	2 4	49	H	Kennesaw St.	9 0	58	H	Georgia St.	2 3	107	A	Duke	1 2			
8	H	Florida St.	3 11					77	H	DePaul	2 8	107	A	Duke	5 3			
18	H	Alabama	1 3					77	H	DePaul	2 1	107	A	Duke	4 3			
								78	H	NC State	2 4	108	N	Cal Poly	2 1			
								78	H	NC State	5 0	129	A	CSUN	1 6			
								78	H	NC State	3 0	134	H	UConn	5 0			
												134	H	UConn	3 2			
												162	A	Campbell	6 2			
												162	A	Campbell	8 0			
												205	N	Florida A&M	6 8			
												207	N	Fairfield	3 4			
												207	N	Fairfield	13 4			
												213	N	Pacific	8 6			
												221	A	Virginia	8 5			
												221	A	Virginia	9 5			
												221	A	Virginia	18 9			
												229	H	Detroit Mercy	8 6			
												233	N	Santa Clara	6 7			
												233	N	Santa Clara	11 0			
												265	N	La Salle	3 2			
LAST 10 GAMES																		
107 A Duke 5 3								8 H Florida St. 2 4										
107 A Duke 1 2								8 H Florida St. 2 13										
107 A Duke 4 3								58 H Georgia St. 2 3										
5 H Georgia 0 1								233 N Santa Clara 6 7										
8 H Florida St. 3 11								233 N Santa Clara 11 0										

**Non-Div. I Games:**

Georgi a Tech

Average RPI Win: 144		WON-LOST	WINNING	LAST 10	STRENGTH OF		OPP. STRENGTH	TEAM	ADJ	CONF.	ADJ CONF.
Average RPI Loss: 85		RECORD	PCT. RANK	GAMES	SCHEDULE		OF SCHEDULE	RPI	RPI	RPI	RPI
DIV. I ONLY		21-20-0	.5122	137	6-4-0		92	90	100	.52462	100
DIV. I NON-CONF.		16-10-0	.61538	88	2-1-0		212	146	112	.51766	111
TOTALS		RPI 1-25	RPI 26-50		W-L RECORDS		RPI 51-100		RPI 101-150		RPI 150+
21-20-0		1-7-0	1-1-0		OVERALL		7-2-0		3-6-0		9-4-0
18-10-0		1-2-0	1-1-0		HOME		5-1-0		3-3-0		8-3-0
1-9-0		0-5-0	0-0-0		AWAY		0-0-0		0-3-0		1-1-0
2-1-0		0-0-0	0-0-0		NEUTRAL		2-1-0		0-0-0		0-0-0
16-10-0		0-2-0	1-1-0		NON-CONFERENCE		4-2-0		2-1-0		9-4-0
13-6-0		0-0-0	1-1-0		HOME		2-1-0		2-1-0		8-3-0
1-3-0		0-2-0	0-0-0		AWAY		0-0-0		0-0-0		1-1-0
2-1-0		0-0-0	0-0-0		NEUTRAL		2-1-0		0-0-0		0-0-0
5-10-0		1-5-0	0-0-0		CONFERENCE		3-0-0		1-5-0		0-0-0
5-4-0		1-2-0	0-0-0		HOME		3-0-0		1-2-0		0-0-0
0-6-0		0-3-0	0-0-0		AWAY		0-0-0		0-3-0		0-0-0
0-0-0		0-0-0	0-0-0		NEUTRAL		0-0-0		0-0-0		0-0-0
RPI S	Opponent	Score		RPI S	Opponent	Score		RPI S	Opponent	Score	
3 A	Ari zona St.	2	4	33 H	Texas	3	5	59 H	Iowa St.	8	0
3 A	Ari zona St.	0	8	40 H	UNCG	2	1	59 H	Iowa St.	5	0
24 H	Loui si ana	4	2					63 H	Ga. Southern	13	5
24 H	Loui si ana	2	4					63 H	Ga. Southern	4	0
24 H	Loui si ana	2	4					63 H	Ga. Southern	12	4
25 A	Texas St.	4	7					67 H	Pittsburgh	3	4
25 A	Texas St.	0	1					97 N	New Mexi co St.	6	2
25 A	Texas St.	0	10					97 N	New Mexi co St.	8	5
								97 N	New Mexi co St.	2	11
								134 H	UConn	6	0
								158 H	Charleston So.	2	1
								169 H	Kent St.	0	1
								171 A	Winthrop	3	0
								171 A	Winthrop	3	11
								179 H	Saint Joseph's	6	11
								179 H	Saint Joseph's	2	5
								195 H	Georgetown	2	1
								195 H	Georgetown	7	5
								251 H	Presbyteri an	3	0
								272 H	Robert Morris	14	0
								283 H	Ri der	2	1
								294 H	Lafayette	11	1
								294 H	Lafayette	10	3
				LAST 10 GAMES							
				63 H	Ga. Southern	12	4	119 A	La. -Monroe	0	8
				63 H	Ga. Southern	13	5	119 A	La. -Monroe	9	12
				63 H	Ga. Southern	4	0	171 A	Winthrop	3	0
				107 H	Duke	3	1	171 A	Winthrop	3	11
				119 A	La. -Monroe	2	8	103 H	UT Arlington	8	6

Non-Div. I Games:

Coastal Caro.

Average RPI Win: 170		WON-LOST	WINNING	LAST 10	STRENGTH OF		OPP. STRENGTH	TEAM	ADJ	CONF.	ADJ CONF.			
Average RPI Loss: 115		RECORD	PCT. RANK	GAMES	SCHEDULE		OF SCHEDULE	RPI	RPI	RPI	RPI			
DIV. I ONLY		20-13-0	.60606	80	6-4-0		157	134	96	.52383	101	14	14	
DIV. I NON-CONF.		15-9-0	.625	80	1-0-0		180	161	100	.52189	102	15	15	
TOTALS		RPI 1-25	RPI 26-50		W-L RECORDS		RPI 51-100		RPI 101-150		RPI 150+			
20-13-0		0-1-0	1-1-0		OVERALL		2-5-0		2-1-0		15-5-0			
0-0-0		0-0-0	0-0-0		HOME		0-0-0		0-0-0		0-0-0			
10-8-0		0-1-0	0-0-0		AWAY		0-5-0		1-0-0		9-2-0			
10-5-0		0-0-0	1-1-0		NEUTRAL		2-0-0		1-1-0		6-3-0			
15-9-0		0-1-0	1-1-0		NON-CONFERENCE		2-2-0		2-1-0		10-4-0			
0-0-0		0-0-0	0-0-0		HOME		0-0-0		0-0-0		0-0-0			
5-4-0		0-1-0	0-0-		AWAY		0-2-0		1-0-0		4-1-0			
10-5-0		0-0-0	1-1-0		NEUTRAL		2-0-0		1-1-0		6-3-0			
5-4-0		0-0-0	0-0-0		CONFERENCE		0-3-0		0-0-0		5-1-0			
0-0-0		0-0-0	0-0-0		HOME		0-0-0		0-0-0		0-0-0			
5-4-0		0-0-0	0-0-0		AWAY		0-3-0		0-0-0		5-1-0			
0-0-0		0-0-0	0-0-0		NEUTRAL		0-0-0		0-0-0		0-0-0			
RPI	S	Opponent	Score		RPI	S	Opponent	Score		RPI	S	Opponent	Score	
5	A	Georgia	2	12	40	N	UNCG	1	0	53	A	Longwood	0	1
					40	N	UNCG	2	6	53	A	Longwood	2	3
										53	A	Longwood	1	4
										65	A	Mercer	2	3
										72	N	Austin Peay	7	4
										96	N	Eastern Ky.	5	4
										98	A	North Florida	1	5
										127	N	Jacksonville St.	5	6
										127	N	Jacksonville St.	5	2
										138	A	Virginia Tech	4	0
										159	A	Charlotte	8	0
										162	A	Campbell	8	0
										162	A	Campbell	9	5
										162	A	Campbell	6	7
										171	A	Winthrop	9	5
										171	A	Winthrop	4	2
										171	A	Winthrop	6	5
										178	N	UNCW	2	6
										178	N	UNCW	4	5
										192	N	ETSU	3	1
										192	N	ETSU	6	0
										205	A	Florida A&M	9	1
										205	A	Florida A&M	5	2
										206	N	Dayton	3	7
										206	N	Dayton	2	0
										209	N	Murray St.	4	2
										221	A	Virginia	12	1
										231	N	Drexel	6	5
										267	N	Akron	8	0
										281	A	Savannah St.	1	3
LAST 10 GAMES														
					162	A	Campbell	9	5	171	A	Winthrop	4	2
					162	A	Campbell	8	0	171	A	Winthrop	9	5
					162	A	Campbell	6	7	53	A	Longwood	0	1
					221	A	Virginia	12	1	53	A	Longwood	2	3
					171	A	Winthrop	6	5	53	A	Longwood	1	4

Non-Div. I Games:

Radford

Average RPI Win:		185	WON-LOST		WINNING		LAST 10		STRENGTH OF		OPP. STRENGTH		TEAM	ADJ		CONF.	ADJ CONF.						
Average RPI Loss:		59	RECORD		PCT. RANK		GAMES		SCHEDULE		OF SCHEDULE		RPI	RPI		RPI	RPI						
DIV. I ONLY			15-19-0		.44118 175		5-5-0		43		93		101	.52148 102		12	12						
DIV. I NON-CONF.			11-13-0		.45833 163		1-0-0		65		59		99	.52297 100		11	11						
TOTALS		RPI 1-25		RPI 26-50		W-L RECORDS		RPI 51-100		RPI 101-150		RPI 150+											
15-19-0		0-4-0		0-6-0		OVERALL		2-6-0		2-2-0		11-1-0											
6-5-0		0-2-0		0-0-0		HOME		1-2-0		0-0-0		5-1-0											
2-9-0		0-0-0		0-5-0		AWAY		0-3-0		2-1-0		0-0-0											
7-5-0		0-2-0		0-1-0		NEUTRAL		1-1-0		0-1-0		6-0-0											
11-13-0		0-4-0		0-3-0		NON-CONFERENCE		1-5-0		0-1-0		10-0-0											
4-3-0		0-2-0		0-0-0		HOME		0-1-0		0-0-0		4-0-0											
0-5-0		0-0-0		0-0-		AWAY		0-3-0		0-0-0		0-0-0											
7-5-0		0-2-0		0-1-0		NEUTRAL		1-1-0		0-1-0		6-0-0											
4-6-0		0-0-0		0-3-0		CONFERENCE		1-1-0		2-1-0		1-1-0											
2-2-0		0-0-0		0-0-0		HOME		1-1-0		0-0-0		1-1-0											
2-4-0		0-0-0		0-3-0		AWAY		0-0-0		2-1-0		0-0-0											
0-0-0		0-0-0		0-0-0		NEUTRAL		0-0-0		0-0-0		0-0-0											
RPI	S	Opponent		Score		RPI	S	Opponent		Score		RPI	S	Opponent		Score							
1	H	Washi ngton		0	11	31	N	Mi nnesota		0	4	52	A	Lip scomb		0	7						
1	H	Washi ngton		0	15	41	A	Drake		2	10	54	N	South Ala.		0	2						
9	N	South Carol i na		0	8	41	A	Drake		3	6	55	H	Ill i no i s		3	4						
20	N	Kentucky		6	11	41	A	Drake		8	9	66	A	Memphi s		3	10						
						42	A	Loui sville		8	10	68	N	Massachusetts		6	5						
						42	A	Loui sville		3	6	72	A	Austin Peay		0	2						
												92	H	UNI		7	4						
												92	H	UNI		6	9						
LAST 10 GAMES						LAST 10 GAMES						LAST 10 GAMES											
149 A Indi ana St.						5	6	41 A Drake						8	9	186 H Loyol a Chi cago						5	7
149 A Indi ana St.						5	2	186 H Loyol a Chi cago						5	4	190 H Western Ill.						12	0
149 A Indi ana St.						5	4	92 H UNI						7	4								
41 A Drake						3	6																
41 A Drake						2	10																

Non-Div. I Games:

Bradley



Average RPI Win:		123	WON-LOST RECORD		WINNING PCT. RANK		LAST 10 GAMES		STRENGTH OF SCHEDULE		OPP. STRENGTH OF SCHEDULE		TEAM RPI		ADJ RPI		CONF. RPI		ADJ CONF. RPI	
DIV. I ONLY			14-23-0		.37838 212		7-3-0		28		58		99		.52108 104		5		5	
DIV. I NON-CONF.			7-19-0		.26923 248		0-1-0		42		77		171		.47918 171		5		5	
TOTALS		RPI 1-25		RPI 26-50		W-L RECORDS		RPI 51-100		RPI 101-150		RPI 150+								
14-23-0		0-5-0		4-5-0		OVERALL		2-11-0		3-0-0		5-2-0								
7-4-0		0-0-0		4-3-0		HOME		0-0-0		0-0-0		3-1-0								
4-10-0		0-3-0		0-0-0		AWAY		0-6-0		3-0-0		1-1-0								
3-9-0		0-2-0		0-2-0		NEUTRAL		2-5-0		0-0-0		1-0-0								
7-19-0		0-5-0		0-1-0		NON-CONFERENCE		2-11-0		0-0-0		5-2-0								
3-1-0		0-0-0		0-0-0		HOME		0-0-0		0-0-0		3-1-0								
1-10-0		0-3-0		0-0-		AWAY		0-6-0		0-0-0		1-1-0								
3-8-0		0-2-0		0-1-0		NEUTRAL		2-5-0		0-0-0		1-0-0								
7-4-0		0-0-0		4-4-0		CONFERENCE		0-0-0		3-0-0		0-0-0								
4-3-0		0-0-0		4-3-0		HOME		0-0-0		0-0-0		0-0-0								
3-0-0		0-0-0		0-0-0		AWAY		0-0-0		3-0-0		0-0-0								
0-1-0		0-0-0		0-1-0		NEUTRAL		0-0-0		0-0-0		0-0-0								
RPI	S	Opponent		Score		RPI	S	Opponent		Score		RPI	S	Opponent		Score				
3	A	Arizona St.		1	2	26	H	Nebraska		4	3	52	N	Lipscomb		1	3			
6	A	Oklahoma		3	9	26	H	Nebraska		0	5	52	N	Lipscomb		0	2			
9	N	South Carolina		3	7	26	H	Nebraska		1	2	62	A	Furman		3	4			
17	N	Oregon St.		1	4	27	H	Ohio St.		6	0	62	A	Furman		0	1			
20	A	Kentucky		2	15	27	H	Ohio St.		9	3	71	A	USC Upstate		0	5			
						27	H	Ohio St.		4	1	71	A	USC Upstate		1	5			
						43	N	San Jose St.		1	2	80	N	Boston College		0	4			
						45	H	Northwestern		2	9	80	N	Boston College		8	3			
						45	N	Northwestern		1	5	90	N	Illinois St.		5	2			
												90	N	Illinois St.		1	6			
												93	N	Boise St.		6	7			
												99	A	Georgi a Tech		1	4			
												99	A	Georgi a Tech		1	4			
						LAST 10 GAMES														
						26	H	Nebraska		1	2	112	A	Mi chi gan St.		3	2			
						26	H	Nebraska		4	3	27	H	Ohi o St.		4	1			
						26	H	Nebraska		0	5	27	H	Ohi o St.		9	3			
						112	A	Mi chi gan St.		5	1	27	H	Ohi o St.		6	0			
						112	A	Mi chi gan St.		3	2	240	H	Green Bay		2	5			

Non-Div. I Games:

Indiana



Average RPI Win:		154	WON-LOST RECORD		WINNING PCT. RANK		LAST 10 GAMES		STRENGTH OF SCHEDULE		OPP. STRENGTH OF SCHEDULE		TEAM RPI		ADJ RPI		CONF. RPI		ADJ CONF. RPI		
DIV. I ONLY			21-20-0		.5122	137	5-5-0		109		77		107		.52039		105	15		15	
DIV. I NON-CONF.			12-14-0		.46154	161	0-0-0		49		66		92		.5305		93	13		13	
TOTALS		RPI 1-25		RPI 26-50		W-L RECORDS		RPI 51-100		RPI 101-150		RPI 150+									
21-20-0		1-4-0		0-3-0		OVERALL		4-6-0		2-3-0		14-4-0									
14-11-0		0-1-0		0-2-0		HOME		2-3-0		2-3-0		10-2-0									
3-5-0		0-2-0		0-0-0		AWAY		1-2-0		0-0-0		2-1-0									
4-4-0		1-1-0		0-1-0		NEUTRAL		1-1-0		0-0-0		2-1-0									
12-14-0		1-4-0		0-3-0		NON-CONFERENCE		1-3-0		2-3-0		8-1-0									
8-8-0		0-1-0		0-2-0		HOME		0-2-0		2-3-0		6-0-0									
0-2-0		0-2-0		0-0-		AWAY		0-0-0		0-0-0		0-0-0									
4-4-0		1-1-0		0-1-0		NEUTRAL		1-1-0		0-0-0		2-1-0									
9-6-0		0-0-0		0-0-0		CONFERENCE		3-3-0		0-0-0		6-3-0									
6-3-0		0-0-0		0-0-0		HOME		2-1-0		0-0-0		4-2-0									
3-3-0		0-0-0		0-0-0		AWAY		1-2-0		0-0-0		2-1-0									
0-0-0		0-0-0		0-0-0		NEUTRAL		0-0-0		0-0-0		0-0-0									
RPI	S	Opponent		Score		RPI	S	Opponent		Score		RPI	S	Opponent		Score					
10	N	Tennessee		3	2	27	H	Ohio St.		1	10	51	H	Tul sa		0	1				
13	A	LSU		1	5	28	H	Mi chi gan		1	7	56	N	McNeese		4	2				
13	A	LSU		1	6	30	N	Okl ahoma St.		3	5	67	H	Pittsburgh		1	7				
23	N	Missouri		2	7							70	A	FIU		1	6				
25	H	Texas St.		4	9							70	A	FIU		1	0				
												70	A	FIU		1	5				
												90	N	Illinois St.		3	4				
												91	H	Marshall		4	3				
												91	H	Marshall		0	4				
												91	H	Marshall		10	3				
						LAST 10 GAMES															
						70 A FIU						1	5	167 H North Texas						12	4
						70 A FIU						1	6	91 H Marshall						4	3
						70 A FIU						1	0	91 H Marshall						0	4
						167 H North Texas						1	2	91 H Marshall						10	3
						167 H North Texas						0	1	159 A Charlotte						4	0

**Non-Div. I Games:**

Fl a. Atl anti c

Average RPI Win: 193		WON-LOST	WINNING	LAST 10	STRENGTH OF		OPP. STRENGTH	TEAM	ADJ	CONF.	ADJ CONF.			
Average RPI Loss: 80		RECORD	PCT. RANK	GAMES	SCHEDULE		OF SCHEDULE	RPI	RPI	RPI	RPI			
DIV. I ONLY		24-12-0	.66667	48	7-3-0		206	128	98	.51973	106	17	17	
DIV. I NON-CONF.		10-8-0	.55556	114	0-0-0		249	166	170	.47798	173	17	17	
TOTALS		RPI 1-25	RPI 26-50		W-L RECORDS		RPI 51-100		RPI 101-150		RPI 150+			
24-12-0		0-3-0	0-3-0		OVERALL		5-3-0		3-0-0		16-3-0			
15-2-0		0-0-0	0-0-0		HOME		5-2-0		2-0-0		8-0-0			
9-10-0		0-3-0	0-3-0		AWAY		0-1-0		1-0-0		8-3-0			
0-0-0		0-0-0	0-0-0		NEUTRAL		0-0-0		0-0-0		0-0-0			
10-8-0		0-3-0	0-3-0		NON-CONFERENCE		1-1-0		0-0-0		9-1-0			
6-0-0		0-0-0	0-0-0		HOME		1-0-0		0-0-0		5-0-0			
4-8-0		0-3-0	0-0-		AWAY		0-1-0		0-0-0		4-1-0			
0-0-0		0-0-0	0-0-0		NEUTRAL		0-0-0		0-0-0		0-0-0			
14-4-0		0-0-0	0-0-0		CONFERENCE		4-2-0		3-0-0		7-2-0			
9-2-0		0-0-0	0-0-0		HOME		4-2-0		2-0-0		3-0-0			
5-2-0		0-0-0	0-0-0		AWAY		0-0-0		1-0-0		4-2-0			
0-0-0		0-0-0	0-0-0		NEUTRAL		0-0-0		0-0-0		0-0-0			
RPI	S	Opponent	Score		RPI	S	Opponent	Score		RPI	S	Opponent	Score	
15	A	Bayl or	0	8	47	A	Texas Tech	1	2	56	H	McNeese	1	5
15	A	Bayl or	4	8	47	A	Texas Tech	4	12	56	H	McNeese	3	5
15	A	Bayl or	1	4	47	A	Texas Tech	1	2	56	H	McNeese	6	2
										66	H	Memphi s	4	2
										76	A	Loui si ana Tech	7	9
										89	H	Lamar Uni versi ty	4	2
										89	H	Lamar Uni versi ty	7	2
										89	H	Lamar Uni versi ty	7	0
										130	A	SFA	5	0
										130	H	SFA	4	1
										130	H	SFA	6	5
										155	A	Abi lene Christi an	3	4
										155	A	Abi lene Christi an	4	0
										155	A	Abi lene Christi an	9	1
										181	A	Incarnate Word	2	4
										181	A	Incarnate Word	10	0
										181	A	Incarnate Word	10	3
										244	A	Prairie View	8	1
										244	A	Prairie View	2	4
										250	H	A&M-Corpus Christi	9	3
										250	H	A&M-Corpus Christi	8	0
										250	H	A&M-Corpus Christi	7	2
										263	A	Ark. -Pi ne Bl uff	12	1
										263	A	Ark. -Pi ne Bl uff	7	2
										263	H	Ark. -Pi ne Bl uff	7	0
										263	H	Ark. -Pi ne Bl uff	6	0
										263	H	Ark. -Pi ne Bl uff	6	5
										290	A	Jackson St.	13	1
										290	H	Jackson St.	9	0
										290	H	Jackson St.	9	0
LAST 10 GAMES														
					181	A	Incarnate Word	10	3	56	H	McNeese	1	5
					181	A	Incarnate Word	2	4	56	H	McNeese	3	5
					181	A	Incarnate Word	10	0	250	H	A&M-Corpus Christi	8	0
					130	A	SFA	5	0	250	H	A&M-Corpus Christi	7	2
					56	H	McNeese	6	2	250	H	A&M-Corpus Christi	9	3

Non-Div. I Games:

Northwestern St.

Average RPI Win:		151	WON-LOST RECORD		WINNING PCT. RANK		LAST 10 GAMES		STRENGTH OF SCHEDULE		OPP. STRENGTH OF SCHEDULE		TEAM RPI		ADJ RPI		CONF. RPI		ADJ CONF. RPI				
DIV. I ONLY			20-20-0		.5 141		4-6-0		93		84		105		.51968 107		7		6				
DIV. I NON-CONF.			14-11-0		.56 108		1-2-0		153		99		107		.51818 110		6		6				
TOTALS		RPI 1-25		RPI 26-50		W-L RECORDS		RPI 51-100		RPI 101-150		RPI 150+											
20-20-0		0-2-0		1-4-0		OVERALL		7-11-0		2-3-0		10-0-0											
13-6-0		0-0-0		1-2-0		HOME		5-4-0		0-0-0		7-0-0											
3-10-0		0-1-0		0-0-0		AWAY		2-7-0		1-2-0		0-0-0											
4-4-0		0-1-0		0-2-0		NEUTRAL		0-0-0		1-1-0		3-0-0											
14-11-0		0-2-0		0-2-0		NON-CONFERENCE		2-4-0		2-3-0		10-0-0											
8-2-0		0-0-0		0-0-0		HOME		1-2-0		0-0-0		7-0-0											
2-5-0		0-1-0		0-0-		AWAY		1-2-0		1-2-0		0-0-0											
4-4-0		0-1-0		0-2-0		NEUTRAL		0-0-0		1-1-0		3-0-0											
6-9-0		0-0-0		1-2-0		CONFERENCE		5-7-0		0-0-0		0-0-0											
5-4-0		0-0-0		1-2-0		HOME		4-2-0		0-0-0		0-0-0											
1-5-0		0-0-0		0-0-0		AWAY		1-5-0		0-0-0		0-0-0											
0-0-0		0-0-0		0-0-0		NEUTRAL		0-0-0		0-0-0		0-0-0											
RPI	S	Opponent		Score		RPI	S	Opponent		Score		RPI	S	Opponent		Score							
9	A	South Carolina		1	6	27	N	Ohio St.		2	5	64	A	North Carolina		1	2	105	A	Fla. Atlantic		2	3
20	N	Kentucky		1	5	31	N	Minnesota		1	5	64	A	North Carolina		2	7	105	A	Fla. Atlantic		4	3
						42	H	Louisville		3	5	64	A	North Carolina		5	7	112	N	Michigan St.		3	0
						42	H	Louisville		1	0	67	A	Pittsburgh		2	1	113	A	East Carolina		1	4
						42	H	Louisville		0	5	67	A	Pittsburgh		4	6	117	N	Boston U.		4	7
												67	A	Pittsburgh		4	8	169	H	Kent St.		8	0
												69	H	North Dakota St.		4	10	173	H	Purdue		8	1
												71	H	USC Upstate		1	3	173	H	Purdue		4	0
												71	H	USC Upstate		6	5	204	N	Harvard		5	0
												80	H	Boston College		6	5	230	H	Penn St.		7	2
												80	H	Boston College		4	3	230	H	Penn St.		7	5
												80	H	Boston College		1	0	232	H	Lehigh		5	3
												82	A	Col. of Charleston		5	1	248	N	Morgan St.		5	0
												82	A	Col. of Charleston		8	9	254	H	Yale		4	3
												99	H	Georgia Tech		3	4	281	N	Savannah St.		5	1
												99	H	Georgia Tech		2	1						
												99	H	Georgia Tech		3	5						
												100	A	Coastal Caro.		1	3						
												67	A	Pittsburgh		2	1						
LAST 10 GAMES																							
												99	H	Georgia Tech		3	5	67	A	Pittsburgh		4	6
												99	H	Georgia Tech		2	1	67	A	Pittsburgh		4	8
												99	H	Georgia Tech		3	4	71	H	USC Upstate		6	5
												100	A	Coastal Caro.		1	3	71	H	USC Upstate		1	3
												67	A	Pittsburgh		2	1	42	H	Louisville		1	0

Non-Div. I Games:

Duke

Average RPI Win:		162	WON-LOST RECORD		WINNING PCT. RANK	LAST 10 GAMES		STRENGTH OF SCHEDULE		OPP. STRENGTH OF SCHEDULE	TEAM RPI	ADJ RPI	CONF. RPI	ADJ CONF. RPI			
Average RPI Loss:		73															
DIV. I ONLY			17-18-0		.48571	152		77		110	108	.51899	108	9	9		
DIV. I NON-CONF.			16-13-0		.55172	115		97		122	87	.53232	87	8	8		
TOTALS		RPI 1-25		RPI 26-50		W-L RECORDS		RPI 51-100		RPI 101-150		RPI 150+					
17-18-0		0-2-0		0-3-0		OVERALL		4-11-0		5-1-0		8-1-0					
5-2-0		0-0-0		0-0-0		HOME		1-2-0		0-0-0		4-0-0					
1-8-0		0-2-0		0-0-0		AWAY		1-6-0		0-0-0		0-0-0					
11-8-0		0-0-0		0-3-0		NEUTRAL		2-3-0		5-1-0		4-1-0					
16-13-0		0-2-0		0-3-0		NON-CONFERENCE		3-6-0		5-1-0		8-1-0					
4-0-0		0-0-0		0-0-0		HOME		0-0-0		0-0-0		4-0-0					
1-5-0		0-2-0		0-0-		AWAY		1-3-0		0-0-0		0-0-0					
11-8-0		0-0-0		0-3-0		NEUTRAL		2-3-0		5-1-0		4-1-0					
1-5-0		0-0-0		0-0-0		CONFERENCE		1-5-0		0-0-0		0-0-0					
1-2-0		0-0-0		0-0-0		HOME		1-2-0		0-0-0		0-0-0					
0-3-0		0-0-0		0-0-0		AWAY		0-3-0		0-0-0		0-0-0					
0-0-0		0-0-0		0-0-0		NEUTRAL		0-0-0		0-0-0		0-0-0					
RPI	S	Opponent		Score		RPI	S	Opponent		Score		RPI	S	Opponent		Score	
4	A	UCLA		2	7	28	N	Mi chi gan		3	11	55	N	Ill i nois		3	5
4	A	UCLA		0	13	35	N	Cal i forni a		1	9	55	N	Ill i nois		4	3
						37	N	Utah		2	7	57	N	Iowa		3	2
												81	A	Fresno St.		2	10
												81	A	Fresno St.		5	9
												81	N	Fresno St.		2	3
												84	H	UC Ri versi de		0	3
												84	H	UC Ri versi de		2	1
												84	H	UC Ri versi de		0	1
												86	A	Stanford		3	7
												86	A	Stanford		4	2
												87	A	Hawai i		0	11
												87	A	Hawai i		0	1
												87	A	Hawai i		2	3
												99	N	Georgi a Tech		1	2
				LAST 10 GAMES													
				87	A	Hawai i		0	11	84	H	UC Ri versi de		0	1		
				87	A	Hawai i		2	3	233	N	Santa Clara		4	1		
				87	A	Hawai i		0	1	99	N	Georgi a Tech		1	2		
				84	H	UC Ri versi de		2	1	213	N	Paci fi c		6	3		
				84	H	UC Ri versi de		0	3	81	A	Fresno St.		2	10		

Non-Div. I Games:

Cal Poly

Average RPI Win: 177		WON-LOST	WINNING	LAST 10	STRENGTH OF		OPP. STRENGTH	TEAM	ADJ	CONF.	ADJ CONF.
Average RPI Loss: 93		RECORD	PCT. RANK	GAMES	SCHEDULE		OF SCHEDULE	RPI	RPI	RPI	RPI
DIV. I ONLY		20-15-0	.57143	94	5-5-0		151	135	109	.5185	109
DIV. I NON-CONF.		16-9-0	.64	67	2-0-0		196	151	98	.52423	98
TOTALS		RPI 1-25	RPI 26-50		W-L RECORDS		RPI 51-100		RPI 101-150		RPI 150+
20-15-0		0-1-0	0-4-0		OVERALL		3-4-0		3-3-0		14-3-0
6-8-0		0-0-0	0-3-0		HOME		2-3-0		0-0-0		4-2-0
3-4-0		0-1-0	0-1-0		AWAY		0-0-0		1-2-0		2-0-0
11-3-0		0-0-0	0-0-0		NEUTRAL		1-1-0		2-1-0		8-1-0
16-9-0		0-1-0	0-1-0		NON-CONFERENCE		2-3-0		2-2-0		12-2-0
3-3-0		0-0-0	0-0-0		HOME		1-2-0		0-0-0		2-1-0
2-3-0		0-1-0	0-0-		AWAY		0-0-0		0-1-0		2-0-0
11-3-0		0-0-0	0-0-0		NEUTRAL		1-1-0		2-1-0		8-1-0
4-6-0		0-0-0	0-3-0		CONFERENCE		1-1-0		1-1-0		2-1-0
3-5-0		0-0-0	0-3-0		HOME		1-1-0		0-0-0		2-1-0
1-1-0		0-0-0	0-0-0		AWAY		0-0-0		1-1-0		0-0-0
0-0-0		0-0-0	0-0-0		NEUTRAL		0-0-0		0-0-0		0-0-0
RPI S	Opponent	Score	RPI S	Opponent	Score	RPI S	Opponent	Score	RPI S	Opponent	Score
9 A	South Carolina	0 2	41 H	Drake	2 7	55 H	Illinois	0 5	112 N	Michigan St.	1 2
			41 H	Drake	1 2	55 H	Illinois	1 14	134 N	UConn	5 4
			41 H	Drake	0 1	60 N	UCF	3 8	142 A	Valparaiso	6 7
			48 A	FGCU	0 1	65 N	Mercer	6 1	142 A	Valparaiso	9 6
						73 H	Southeast Mo. St.	2 1	148 A	UTSA	4 6
						90 H	Illinois St.	6 3	149 N	Stony Brook	6 2
						90 H	Illinois St.	0 6	155 N	Abilene Christian	0 9
									155 N	Abilene Christian	8 5
									166 N	Maine	6 2
									174 H	Northern Ill.	8 1
									185 A	Saint Louis	9 2
									186 H	Loyola Chicago	5 4
									186 H	Loyola Chicago	9 1
									186 H	Loyola Chicago	2 5
									195 N	Georgetown	13 4
									209 H	Murray St.	8 0
									209 H	Murray St.	3 5
									212 N	Quinnipiac	1 0
									216 N	Wright St.	6 3
									217 A	UT Martin	2 1
									250 N	A&M-Corpus Christi	5 1
									256 N	Delaware St.	10 2
									283 N	Rider	10 0
			LAST 10 GAMES								
			41 H	Drake	1 2	142 A	Valparaiso	9 6			
			41 H	Drake	0 1	90 H	Illinois St.	0 6			
			41 H	Drake	2 7	90 H	Illinois St.	6 3			
			73 H	Southeast Mo. St.	2 1	185 A	Saint Louis	9 2			
			142 A	Valparaiso	6 7	186 H	Loyola Chicago	5 4			

Non-Div. I Games:

Southern Ill.

Average RPI Win: 159		WON-LOST	WINNING	LAST 10	STRENGTH OF		OPP. STRENGTH	TEAM	ADJ		CONF.	ADJ CONF.			
Average RPI Loss: 78		RECORD	PCT. RANK	GAMES	SCHEDULE		OF SCHEDULE	RPI	RPI		RPI	RPI			
DIV. I ONLY		19-16-0	.54286	116	6-4-0		162	47	113		.51688	110	25	25	
DIV. I NON-CONF.		17-16-0	.51515	136	4-4-0		155	30	115		.51456	114	24	24	
TOTALS		RPI 1-25	RPI 26-50		W-L RECORDS		RPI 51-100		RPI 101-150		RPI 150+				
19-16-0		0-5-0	1-3-0		OVERALL		4-4-0		5-0-0		9-4-0				
2-0-0		0-0-0	0-0-0		HOME		0-0-0		0-0-0		2-0-0				
4-7-0		0-5-0	0-1-0		AWAY		2-1-0		2-0-0		0-0-0				
13-9-0		0-0-0	1-2-0		NEUTRAL		2-3-0		3-0-0		7-4-0				
17-16-0		0-5-0	1-3-0		NON-CONFERENCE		4-4-0		5-0-0		7-4-0				
0-0-0		0-0-0	0-0-0		HOME		0-0-0		0-0-0		0-0-0				
4-7-0		0-5-0	0-0-		AWAY		2-1-0		2-0-0		0-0-0				
13-9-0		0-0-0	1-2-0		NEUTRAL		2-3-0		3-0-0		7-4-0				
2-0-0		0-0-0	0-0-0		CONFERENCE		0-0-0		0-0-0		2-0-0				
2-0-0		0-0-0	0-0-0		HOME		0-0-0		0-0-0		2-0-0				
0-0-0		0-0-0	0-0-0		AWAY		0-0-0		0-0-0		0-0-0				
0-0-0		0-0-0	0-0-0		NEUTRAL		0-0-0		0-0-0		0-0-0				
RPI	S	Opponent	Score	RPI	S	Opponent	Score	RPI	S	Opponent	Score	RPI	S	Opponent	Score
6	A	Oklahoma	0 8	30	A	Oklahoma St.	3 9	51	N	Tulsa	0 4	113	A	East Carolina	7 2
14	A	Auburn	0 5	30	N	Oklahoma St.	1 7	58	N	Georgia St.	8 1	113	A	East Carolina	2 0
14	A	Auburn	3 4	40	N	UNCG	8 9	58	N	Georgia St.	3 10	133	N	Ball St.	4 1
21	A	Arkansas	3 4	41	N	Drake	3 1	59	N	Iowa St.	0 1	134	N	UConn	4 3
21	A	Arkansas	3 8					59	N	Iowa St.	3 2	137	N	Maryland	1 0
								91	A	Marshall	16 3	166	N	Maine	3 8
								91	A	Marshall	3 6	166	N	Maine	4 1
								100	A	Coastal Caro.	4 3	173	N	Purdue	3 4
												210	N	Omaha	6 2
												210	N	Omaha	6 7
												210	N	Omaha	5 2
												213	N	Pacific	10 1
												238	H	Mt. St. Mary's	8 0
												238	H	Mt. St. Mary's	10 0
												251	N	Presbyterian	2 1
												251	N	Presbyterian	6 0
												266	N	Canisius	1 0
												266	N	Canisius	0 1
				LAST 10 GAMES											
				91	A	Marshall	16 3	51	N	Tulsa	0 4				
				91	A	Marshall	3 6	21	A	Arkansas	3 4				
				238	H	Mt. St. Mary's	10 0	210	N	Omaha	6 2				
				238	H	Mt. St. Mary's	8 0	21	A	Arkansas	3 8				
				59	N	Iowa St.	3 2	134	N	UConn	4 3				

Non-Div. I Games:

Saint Francis (PA)

Average RPI Win:	204	WON-LOST RECORD	WINNING PCT. RANK	LAST 10 GAMES	STRENGTH OF SCHEDULE	OPP. STRENGTH OF SCHEDULE	TEAM RPI	ADJ RPI	CONF. RPI	ADJ CONF. RPI					
Average RPI Loss:	115														
DIV. I ONLY	18-10-0	.64286	62	4-6-0	190	211	110	.51594	111	16	16				
DIV. I NON-CONF.	16-6-0	.72727	35	2-2-0	191	229	74	.53797	78	16	16				
<hr/>															
TOTALS	RPI 1-25	RPI 26-50		W-L RECORDS	RPI 51-100		RPI 101-150		RPI 150+						
18-10-0	0-0-0	0-2-0		OVERALL	0-4-0		4-1-0		14-3-0						
5-6-0	0-0-0	0-0-0		HOME	0-4-0		0-1-0		5-1-0						
1-1-0	0-0-0	0-1-0		AWAY	0-0-0		0-0-0		1-0-0						
12-3-0	0-0-0	0-1-0		NEUTRAL	0-0-0		4-0-0		8-2-0						
<hr/>															
16-6-0	0-0-0	0-2-0		NON-CONFERENCE	0-0-0		4-1-0		12-3-0						
3-2-0	0-0-0	0-0-0		HOME	0-0-0		0-1-0		3-1-0						
1-1-0	0-0-0	0-0-		AWAY	0-0-0		0-0-0		1-0-0						
12-3-0	0-0-0	0-1-0		NEUTRAL	0-0-0		4-0-0		8-2-0						
<hr/>															
2-4-0	0-0-0	0-0-0		CONFERENCE	0-4-0		0-0-0		2-0-0						
2-4-0	0-0-0	0-0-0		HOME	0-4-0		0-0-0		2-0-0						
0-0-0	0-0-0	0-0-0		AWAY	0-0-0		0-0-0		0-0-0						
0-0-0	0-0-0	0-0-0		NEUTRAL	0-0-0		0-0-0		0-0-0						
<hr/>															
RPI	S	Opponent	Score	RPI	S	Opponent	Score	RPI	S	Opponent	Score				
				34	N	James Madison	0 8	72	H	Austin Peay	3 6	116	N	Rutgers	6 0
				49	A	Kennesaw St.	0 4	72	H	Austin Peay	1 3	120	N	Central Mich.	4 1
								96	H	Eastern Ky.	0 7	120	N	Central Mich.	3 2
								96	H	Eastern Ky.	2 14	123	H	Toledo	0 4
												143	N	Albany (NY)	6 0
												161	N	Bucknell	1 0
												161	N	Bucknell	3 1
												171	A	Winthrop	1 0
												183	N	Sacred Heart	5 3
												192	H	ETSU	2 4
								199	H	Oakland	3 2				
								205	N	Florida A&M	4 2				
								205	N	Florida A&M	5 6				
								214	N	Appalachian St.	8 15				
								222	N	Northern Ky.	9 4				
								239	N	Buffalo	9 3				
								249	N	Youngstown St.	5 4				
								266	H	Canisius	5 2				
								266	H	Canisius	5 3				
								282	H	Tennessee St.	6 0				
								282	H	Tennessee St.	2 1				
								284	N	Norfolk St.	8 2				
<hr/>															
				LAST 10 GAMES											
				96	H	Eastern Ky.	2 14	72	H	Austin Peay	3 6				
				96	H	Eastern Ky.	0 7	199	H	Oakland	3 2				
				282	H	Tennessee St.	2 1	192	H	ETSU	2 4				
				282	H	Tennessee St.	6 0	123	H	Toledo	0 4				
				72	H	Austin Peay	1 3	266	H	Canisius	5 2				

Non-Div. I Games:

Morehead St.

Average RPI Win: 131		WON-LOST	WINNING	LAST 10	STRENGTH OF		OPP. STRENGTH	TEAM	ADJ	CONF.	ADJ CONF.
Average RPI Loss: 69		RECORD	PCT. RANK	GAMES	SCHEDULE		OF SCHEDULE	RPI	RPI	RPI	RPI
DIV. I ONLY		14-19-0	.42424	181	3-7-0		60	38	112	.51569	112
DIV. I NON-CONF.		12-13-0	.48	151	1-1-0		55	71	89	.52936	94
TOTALS		RPI 1-25	RPI 26-50		W-L RECORDS		RPI 51-100		RPI 101-150		RPI 150+
14-19-0		0-5-0	2-3-0		OVERALL		5-3-0		1-7-0		6-1-0
2-4-0		0-0-0	1-1-0		HOME		0-0-0		0-3-0		1-0-0
3-9-0		0-4-0	1-2-0		AWAY		2-2-0		0-1-0		0-0-0
9-6-0		0-1-0	0-0-0		NEUTRAL		3-1-0		1-3-0		5-1-0
12-13-0		0-5-0	0-0-0		NON-CONFERENCE		5-3-0		1-4-0		6-1-0
1-0-0		0-0-0	0-0-0		HOME		0-0-0		0-0-0		1-0-0
2-7-0		0-4-0	0-0-		AWAY		2-2-0		0-1-0		0-0-0
9-6-0		0-1-0	0-0-0		NEUTRAL		3-1-0		1-3-0		5-1-0
2-6-0		0-0-0	2-3-0		CONFERENCE		0-0-0		0-3-0		0-0-0
1-4-0		0-0-0	1-1-0		HOME		0-0-0		0-3-0		0-0-0
1-2-0		0-0-0	1-2-0		AWAY		0-0-0		0-0-0		0-0-0
0-0-0		0-0-0	0-0-0		NEUTRAL		0-0-0		0-0-0		0-0-0
RPI S	Opponent	Score	RPI S	Opponent	Score	RPI S	Opponent	Score	RPI S	Opponent	Score
4 N	UCLA	0 10	26 A	Nebraska	6 9	65 N	Mercer	1 2	104 H	Indiana	1 5
9 A	South Carolina	1 5	26 A	Nebraska	6 12	70 A	FIU	2 0	104 H	Indiana	2 3
12 A	Texas A&M	1 9	26 A	Nebraska	9 1	70 A	FIU	2 0	104 H	Indiana	2 3
12 A	Texas A&M	1 5	31 H	Minnesota	3 2	80 N	Boston College	9 5	105 A	Fla. Atlantic	0 3
16 A	Long Beach St.	2 4	31 H	Minnesota	2 6	83 A	Cal St. Fullerton	7 8	107 N	Duke	0 3
						83 A	Cal St. Fullerton	1 7	108 N	Cal Poly	3 4
						86 N	Stanford	4 2	109 N	Southern Ill.	2 1
						94 N	San Diego St.	6 5	117 N	Boston U.	0 3
									152 H	Western Mich.	6 1
									174 N	Northern Ill.	4 3
									195 N	Georgetown	3 4
									208 N	Central Conn. St.	5 4
									219 N	Bethune-Cookman	8 0
									245 N	Marist	2 1
									264 N	Siena	9 1
			LAST 10 GAMES								
			31 H	Minnesota	2 6	152 H	Western Mich.	6 1			
			31 H	Minnesota	3 2	26 A	Nebraska	9 1			
			104 H	Indiana	1 5	26 A	Nebraska	6 12			
			104 H	Indiana	2 3	26 A	Nebraska	6 9			
			104 H	Indiana	2 3	12 A	Texas A&M	1 9			

Non-Div. I Games:

Michigan St.



Average RPI Win:		116	WON-LOST RECORD		WINNING PCT. RANK	LAST 10 GAMES	STRENGTH OF SCHEDULE		OPP. STRENGTH OF SCHEDULE	TEAM RPI	ADJ RPI	CONF. RPI	ADJ CONF. RPI		
Average RPI Loss:		97	16-24-0		.4	191	2-8-0		41	116	114	.51493	113	4	4
DIV. I ONLY			14-17-0		.45161	166	0-1-0		63	131	109	.51578	113	4	4
DIV. I NON-CONF.															
TOTALS		RPI 1-25	RPI 26-50		W-L RECORDS		RPI 51-100		RPI 101-150		RPI 150+				
16-24-0		0-2-0	3-5-0		OVERALL		4-8-0		4-4-0		5-5-0				
8-10-0		0-0-0	1-2-0		HOME		1-2-0		3-4-0		3-2-0				
2-6-0		0-0-0	1-0-0		AWAY		1-5-0		0-0-0		0-1-0				
6-8-0		0-2-0	1-3-0		NEUTRAL		2-1-0		1-0-0		2-2-0				
14-17-0		0-2-0	2-3-0		NON-CONFERENCE		3-3-0		4-4-0		5-5-0				
6-6-0		0-0-0	0-0-0		HOME		0-0-0		3-4-0		3-2-0				
2-3-0		0-0-0	1-0-		AWAY		1-2-0		0-0-0		0-1-0				
6-8-0		0-2-0	1-3-0		NEUTRAL		2-1-0		1-0-0		2-2-0				
2-7-0		0-0-0	1-2-0		CONFERENCE		1-5-0		0-0-0		0-0-0				
2-4-0		0-0-0	1-2-0		HOME		1-2-0		0-0-0		0-0-0				
0-3-0		0-0-0	0-0-0		AWAY		0-3-0		0-0-0		0-0-0				
0-0-0		0-0-0	0-0-0		NEUTRAL		0-0-0		0-0-0		0-0-0				
RPI	S	Opponent	Score	RPI	S	Opponent	Score	RPI	S	Opponent	Score	RPI	S	Opponent	Score
9	N	South Carolina	0 3	34	A	James Madison	4 2	51	A	Tulsa	0 9	107	H	Duke	4 1
22	N	Hofstra	0 4	34	N	James Madison	0 9	51	A	Tulsa	0 5	110	H	Saint Francis (PA)	2 7
				34	N	James Madison	4 1	51	A	Tulsa	1 4	110	H	Saint Francis (PA)	0 2
				35	N	California	4 6	53	N	Longwood	1 4	122	H	Towson	4 3
				46	N	BYU	3 6	53	N	Longwood	4 3	122	H	Towson	4 3
				50	H	Houston	3 2	66	H	Memphis	4 1	133	H	Ball St.	1 4
				50	H	Houston	0 11	66	H	Memphis	1 10	133	H	Ball St.	2 7
				50	H	Houston	7 10	66	H	Memphis	1 2	149	N	Stony Brook	16 3
								70	A	FIU	6 4	162	A	Campbell	3 8
								74	N	Ohio	9 2	172	N	St. John's (NY)	4 0
								87	A	Hawaii	3 5	172	N	St. John's (NY)	1 9
								87	A	Hawaii	0 9	178	H	UNCW	6 4
												179	H	Saint Joseph's	3 0
												179	H	Saint Joseph's	3 1
												211	N	UTEP	0 1
												263	N	Ark. -Pine Bluff	13 2
												266	H	Canisius	3 4
												275	H	UMBC	5 6
				LAST 10 GAMES											
				66	H	Memphis	4 1	51	A	Tulsa	1 4				
				66	H	Memphis	1 10	51	A	Tulsa	0 5				
				66	H	Memphis	1 2	50	H	Houston	7 10				
				162	A	Campbell	3 8	50	H	Houston	0 11				
				51	A	Tulsa	0 9	50	H	Houston	3 2				

Non-Div. I Games:

East Carolina

Average RPI Win: 173		WON-LOST	WINNING	LAST 10	STRENGTH OF	OPP. STRENGTH	TEAM	ADJ	CONF.	ADJ CONF.	
Average RPI Loss: 92		RECORD	PCT. RANK	GAMES	SCHEDULE	OF SCHEDULE	RPI	RPI	RPI	RPI	
DIV. I ONLY		23-17-0	.575	92	6-4-0	166	91	111	.51451	114	
DIV. I NON-CONF.		15-10-0	.6	93	1-1-0	245	136	148	.4948	149	
TOTALS		RPI 1-25	RPI 26-50		W-L RECORDS	RPI 51-100		RPI 101-150		RPI 150+	
23-17-0		1-5-0	0-0-0		OVERALL	3-5-0		4-3-0		15-4-0	
8-9-0		1-3-0	0-0-0		HOME	1-2-0		1-2-0		5-2-0	
8-6-0		0-2-0	0-0-0		AWAY	1-2-0		2-1-0		5-1-0	
7-2-0		0-0-0	0-0-0		NEUTRAL	1-1-0		1-0-0		5-1-0	
15-10-0		0-3-0	0-0-0		NON-CONFERENCE	1-1-0		2-2-0		12-4-0	
6-5-0		0-1-0	0-0-0		HOME	0-0-0		1-2-0		5-2-0	
2-3-0		0-2-0	0-0-0		AWAY	0-0-0		0-0-0		2-1-0	
7-2-0		0-0-0	0-0-0		NEUTRAL	1-1-0		1-0-0		5-1-0	
8-7-0		1-2-0	0-0-0		CONFERENCE	2-4-0		2-1-0		3-0-0	
2-4-0		1-2-0	0-0-0		HOME	1-2-0		0-0-0		0-0-0	
6-3-0		0-0-0	0-0-0		AWAY	1-2-0		2-1-0		3-0-0	
0-0-0		0-0-0	0-0-0		NEUTRAL	0-0-0		0-0-0		0-0-0	
RPI S	Opponent	Score	RPI S	Opponent	Score	RPI S	Opponent	Score	RPI S	Opponent	Score
8 A	Florida St.	2 12				58 A	Georgia St.	4 1	115 N	Fordham	1 0
8 A	Florida St.	1 9				58 A	Georgia St.	2 3	119 A	La. -Monroe	14 3
14 H	Auburn	0 5				58 A	Georgia St.	3 6	119 A	La. -Monroe	2 0
24 H	Louisiana	2 1				63 H	Ga. Southern	2 3	119 A	La. -Monroe	4 6
24 H	Louisiana	7 8				63 H	Ga. Southern	5 6	131 H	SIUE	2 5
24 H	Louisiana	2 4				63 H	Ga. Southern	6 3	142 H	Valparaiso	7 0
						70 N	FIU	4 0	147 H	UAB	0 1
						79 N	Colorado St.	0 5	164 N	UC Santa Barbara	9 1
									165 N	Montana	2 1
									165 N	Montana	3 4
									168 A	Southern Miss.	8 5
									168 A	Southern Miss.	5 6
									198 N	Bryant	5 2
									205 H	Florida A&M	3 4
									205 H	Florida A&M	9 1
									209 H	Murray St.	3 2
									214 A	Appalachian St.	15 2
									214 A	Appalachian St.	9 8
									214 A	Appalachian St.	13 3
									225 A	Samford	9 6
									227 H	Tennessee Tech	3 2
									227 H	Tennessee Tech	3 9
									257 N	Binghamton	2 1
									260 N	Niagara	14 4
									271 H	Alabama St.	7 0
									282 H	Tennessee St.	9 1
			LAST 10 GAMES								
			214 A	Appalachian St.	9 8	58 A	Georgia St.	3 6			
			214 A	Appalachian St.	15 2	58 A	Georgia St.	2 3			
			214 A	Appalachian St.	13 3	58 A	Georgia St.	4 1			
			205 H	Florida A&M	3 4	24 H	Louisiana	2 1			
			205 H	Florida A&M	9 1	24 H	Louisiana	7 8			

Non-Div. I Games:

Troy

Average RPI Win:		190	WON-LOST RECORD		WINNING PCT. RANK	LAST 10 GAMES	STRENGTH OF SCHEDULE		OPP. STRENGTH OF SCHEDULE	TEAM RPI	ADJ RPI	CONF. RPI	ADJ CONF. RPI		
Average RPI Loss:		90													
DIV. I ONLY			19-17-0		.52778	127	8-2-0		118	129	115	.51394	115	24	24
DIV. I NON-CONF.			11-16-0		.40741	182	2-1-0		83	87	139	.50102	140	25	25
TOTALS		RPI 1-25	RPI 26-50		W-L RECORDS		RPI 51-100		RPI 101-150		RPI 150+				
19-17-0		1-4-0	1-6-0		OVERALL		1-1-0		1-1-0		15-5-0				
7-2-0		0-0-0	0-0-0		HOME		0-0-0		0-0-0		7-2-0				
6-6-0		1-3-0	0-2-0		AWAY		0-0-0		0-0-0		5-1-0				
6-9-0		0-1-0	1-4-0		NEUTRAL		1-1-0		1-1-0		3-2-0				
11-16-0		1-4-0	1-6-0		NON-CONFERENCE		1-1-0		1-1-0		7-4-0				
4-2-0		0-0-0	0-0-0		HOME		0-0-0		0-0-0		4-2-0				
1-5-0		1-3-0	0-0-		AWAY		0-0-0		0-0-0		0-0-0				
6-9-0		0-1-0	1-4-0		NEUTRAL		1-1-0		1-1-0		3-2-0				
8-1-0		0-0-0	0-0-0		CONFERENCE		0-0-0		0-0-0		8-1-0				
3-0-0		0-0-0	0-0-0		HOME		0-0-0		0-0-0		3-0-0				
5-1-0		0-0-0	0-0-0		AWAY		0-0-0		0-0-0		5-1-0				
0-0-0		0-0-0	0-0-0		NEUTRAL		0-0-0		0-0-0		0-0-0				
RPI	S	Opponent	Score	RPI	S	Opponent	Score	RPI	S	Opponent	Score	RPI	S	Opponent	Score
4	A	UCLA	0 4	35	N	Cal i forni a	2 9	70	N	FIU	7 2	114	N	Troy	0 1
18	A	Al abama	3 4	36	N	Notre Dame	0 8	80	N	Boston College	2 4	133	N	Ball St.	11 3
18	A	Al abama	2 7	37	N	Utah	2 7					164	N	UC Santa Barbara	7 12
21	N	Arkansas	2 4	39	A	South Fla.	4 7					179	A	Saint Joseph's	1 4
22	A	Hofstra	3 2	39	A	South Fla.	0 9					179	A	Saint Joseph's	11 2
				41	N	Drake	2 5					179	A	Saint Joseph's	4 0
				41	N	Drake	5 4					198	N	Bryant	3 5
												203	H	Seton Hall	9 2
												206	A	Dayton	2 0
												206	A	Dayton	6 4
												206	A	Dayton	16 5
												224	H	UMass Lowell	5 2
												225	N	Samford	4 1
												225	N	Samford	4 1
												229	H	Detroit Mercy	21 0
												232	H	Lehigh	6 8
												247	H	George Mason	10 0
												247	H	George Mason	4 2
												247	H	George Mason	10 2
												257	H	Binghamton	4 0
												272	N	Robert Morris	9 6
												277	H	Holy Cross	6 7
				LAST 10 GAMES											
				247	H	George Mason	10 2	179	A	Saint Joseph's	1 4				
				247	H	George Mason	4 2	179	A	Saint Joseph's	11 2				
				247	H	George Mason	10 0	179	A	Saint Joseph's	4 0				
				257	H	Binghamton	4 0	22	A	Hofstra	3 2				
				232	H	Lehigh	6 8	206	A	Dayton	16 5				

Non-Div. I Games:

Fordham

RutgersR  
u  
t  
g  
e  
r  
s

Rutgers

Average RPI Win:		175	WON-LOST RECORD		WINNING PCT. RANK		LAST 10 GAMES		STRENGTH OF SCHEDULE		OPP. STRENGTH OF SCHEDULE		TEAM RPI		ADJ RPI		CONF. RPI		ADJ CONF. RPI	
DIV. I ONLY			20-17-0		.54054 120		7-3-0		140		136		119		.51294 117		28		29	
DIV. I NON-CONF.			16-15-0		.51613 134		3-1-0		120		101		106		.51946 105		28		28	
TOTALS		RPI 1-25		RPI 26-50		W-L RECORDS		RPI 51-100		RPI 101-150		RPI 150+								
20-17-0		1-4-0		0-2-0		OVERALL		4-5-0		3-1-0		12-5-0								
2-2-0		0-0-0		0-0-0		HOME		0-1-0		0-0-0		2-1-0								
6-8-0		0-2-0		0-0-0		AWAY		1-4-0		0-0-0		5-2-0								
12-7-0		1-2-0		0-2-0		NEUTRAL		3-0-0		3-1-0		5-2-0								
16-15-0		1-4-0		0-2-0		NON-CONFERENCE		4-5-0		3-1-0		8-3-0								
0-1-0		0-0-0		0-0-0		HOME		0-1-0		0-0-0		0-0-0								
4-7-0		0-2-0		0-0-		AWAY		1-4-0		0-0-0		3-1-0								
12-7-0		1-2-0		0-2-0		NEUTRAL		3-0-0		3-1-0		5-2-0								
4-2-0		0-0-0		0-0-0		CONFERENCE		0-0-0		0-0-0		4-2-0								
2-1-0		0-0-0		0-0-0		HOME		0-0-0		0-0-0		2-1-0								
2-1-0		0-0-0		0-0-0		AWAY		0-0-0		0-0-0		2-1-0								
0-0-0		0-0-0		0-0-0		NEUTRAL		0-0-0		0-0-0		0-0-0								
RPI	S	Opponent		Score		RPI	S	Opponent		Score		RPI	S	Opponent		Score				
4	N	UCLA		2	10	27	N	Ohio St.		2	3	68	N	Massachusetts		7	4			
6	N	Oklahoma		4	3	43	N	San Jose St.		3	5	79	N	Colorado St.		6	2			
16	A	Long Beach St.		0	1							80	H	Boston College		0	1			
17	N	Oregon St.		1	4							83	A	Cal St. Fullerton		0	6			
22	A	Hofstra		2	7							94	A	San Diego St.		1	0			
												94	N	San Diego St.		5	2			
												95	A	Loyola Marymount		3	4			
												95	A	Loyola Marymount		2	4			
												97	A	New Mexico St.		1	2			

**Non-Div. I Games:**

Boston U.

Average RPI Win: 204		WON-LOST	WINNING	LAST 10	STRENGTH OF		OPP. STRENGTH	TEAM	ADJ	CONF.	ADJ CONF.
Average RPI Loss: 130		RECORD	PCT. RANK	GAMES	SCHEDULE		OF SCHEDULE	RPI	RPI	RPI	RPI
DIV. I ONLY		21-11-0	.65625	57	3-7-0		203	234	117	.51237	118
DIV. I NON-CONF.		19-5-0	.79167	21	1-1-0		252	247	81	.53266	86
TOTALS		RPI 1-25	RPI 26-50		W-L RECORDS		RPI 51-100		RPI 101-150		RPI 150+
21-11-0	0-0-0	0-1-0		OVERALL		3-3-0		2-3-0		16-4-0	
14-4-0	0-0-0	0-0-0		HOME		1-2-0		2-1-0		11-1-0	
2-6-0	0-0-0	0-1-0		AWAY		0-1-0		0-2-0		2-2-0	
5-1-0	0-0-0	0-0-0		NEUTRAL		2-0-0		0-0-0		3-1-0	
19-5-0	0-0-0	0-1-0		NON-CONFERENCE		3-1-0		1-0-0		15-3-0	
13-1-0	0-0-0	0-0-0		HOME		1-0-0		1-0-0		11-1-0	
1-3-0	0-0-0	0-0-		AWAY		0-1-0		0-0-0		1-1-0	
5-1-0	0-0-0	0-0-0		NEUTRAL		2-0-0		0-0-0		3-1-0	
2-6-0	0-0-0	0-0-0		CONFERENCE		0-2-0		1-3-0		1-1-0	
1-3-0	0-0-0	0-0-0		HOME		0-2-0		1-1-0		0-0-0	
1-3-0	0-0-0	0-0-0		AWAY		0-0-0		0-2-0		1-1-0	
0-0-0	0-0-0	0-0-0		NEUTRAL		0-0-0		0-0-0		0-0-0	
RPI S	Opponent	Score	RPI S	Opponent	Score	RPI S	Opponent	Score	RPI S	Opponent	Score
			49 A	Kennesaw St.	5 14	61 H	Eastern Ill.	8 11	127 A	Jacksonville St.	1 9
						61 H	Eastern Ill.	2 3	127 A	Jacksonville St.	3 4
						65 N	Mercer	5 1	131 H	SIUE	1 0
						65 N	Mercer	4 0	131 H	SIUE	1 3
						66 A	Memphis	3 8	133 H	Ball St.	7 6
						92 H	UNI	8 6	151 A	Southeastern La.	5 6
									175 H	Butler	7 0
									175 H	Butler	0 3
									180 A	Chattanooga	3 0
									202 H	North Dakota	2 1
									210 N	Omaha	8 0
									223 H	Fort Wayne	4 1
									223 H	Fort Wayne	3 2
									225 H	Samford	2 0
									227 A	Tennessee Tech	0 3
									227 A	Tennessee Tech	1 0
									229 N	Detroit Mercy	8 4
									250 N	A&M-Corpus Christi	4 1
									250 N	A&M-Corpus Christi	3 4
									269 H	Cleveland St.	1 0
									273 H	St. Bonaventure	8 0
									273 H	St. Bonaventure	6 0
									278 H	Rhode Island	5 0
									279 H	N. C. A&T	5 0
									279 H	N. C. A&T	9 1
LAST 10 GAMES											
			227 A	Tennessee Tech	0 3	131 H	SIUE	1 0			
			227 A	Tennessee Tech	1 0	131 H	SIUE	1 3			
			127 A	Jacksonville St.	1 9	61 H	Eastern Ill.	2 3			
			127 A	Jacksonville St.	3 4	61 H	Eastern Ill.	8 11			
			66 A	Memphis	3 8	273 H	St. Bonaventure	6 0			

Non-Div. I Games:

Bel mont

Average RPI Win: 169		WON-LOST	WINNING	LAST 10	STRENGTH OF		OPP. STRENGTH	TEAM	ADJ		CONF.	ADJ CONF.			
Average RPI Loss: 113		RECORD	PCT. RANK	GAMES	SCHEDULE		OF SCHEDULE	RPI	RPI		RPI	RPI			
DIV. I ONLY		21-14-0	.6	82	9-1-0		186	155	118	.51171	119	6	7		
DIV. I NON-CONF.		13-7-0	.65	64	3-0-0		233	212	124	.50806	125	7	7		
TOTALS		RPI 1-25	RPI 26-50		W-L RECORDS		RPI 51-100		RPI 101-150		RPI 150+				
21-14-0		0-2-0	0-0-0		OVERALL		6-4-0		5-4-0		10-4-0				
10-5-0		0-0-0	0-0-0		HOME		3-1-0		4-4-0		3-0-0				
4-7-0		0-2-0	0-0-0		AWAY		1-2-0		0-0-0		3-2-0				
7-2-0		0-0-0	0-0-0		NEUTRAL		2-0-0		1-0-0		4-2-0				
13-7-0		0-2-0	0-0-0		NON-CONFERENCE		2-2-0		2-1-0		9-2-0				
4-2-0		0-0-0	0-0-0		HOME		0-1-0		1-1-0		3-0-0				
2-3-0		0-2-0	0-0-		AWAY		0-1-0		0-0-0		2-0-0				
7-2-0		0-0-0	0-0-0		NEUTRAL		2-0-0		1-0-0		4-2-0				
8-7-0		0-0-0	0-0-0		CONFERENCE		4-2-0		3-3-0		1-2-0				
6-3-0		0-0-0	0-0-0		HOME		3-0-0		3-3-0		0-0-0				
2-4-0		0-0-0	0-0-0		AWAY		1-2-0		0-0-0		1-2-0				
0-0-0		0-0-0	0-0-0		NEUTRAL		0-0-0		0-0-0		0-0-0				
RPI S	Opponent	Score		RPI S	Opponent	Score		RPI S	Opponent	Score		RPI S	Opponent	Score	
11 A	Ari zona	0	4					56 H	McNeese	0	2	102 N	Bradley	4	3
13 A	LSU	0	10					63 A	Ga. Southern	6	7	103 H	UT Arlington	7	6
								63 A	Ga. Southern	7	5	103 H	UT Arlington	4	2
								63 A	Ga. Southern	9	11	103 H	UT Arlington	3	12
								66 A	Memphi s	5	7	114 H	Troy	3	14
								72 N	Austin Peay	6	4	114 H	Troy	0	2
								88 N	South Dakota St.	9	3	114 H	Troy	6	4
								100 H	Coastal Caro.	8	2	130 H	SFA	4	6
								100 H	Coastal Caro.	12	9	130 H	SFA	9	3
								100 H	Coastal Caro.	8	0	165 N	Montana	4	3
												167 H	North Texas	12	10
												198 N	Bryant	4	6
												214 A	Appalachian St.	12	4
												214 A	Appalachian St.	3	7
												214 A	Appalachian St.	8	9
												218 N	UMKC	4	8
												223 N	Fort Wayne	7	0
												263 N	Ark. -Pine Bluff	17	11
												274 H	Al corn	13	5
												286 N	Coppi n St.	16	7
												290 A	Jackson St.	11	0
												290 A	Jackson St.	8	0
												292 H	Grambling	11	2
				LAST 10 GAMES											
				103 H	UT Arlington	7	6	100 H	Coastal Caro.	12	9				
				103 H	UT Arlington	4	2	100 H	Coastal Caro.	8	0				
				103 H	UT Arlington	3	12	290 A	Jackson St.	8	0				
				274 H	Al corn	13	5	290 A	Jackson St.	11	0				
				100 H	Coastal Caro.	8	2	63 A	Ga. Southern	7	5				

Non-Div. I Games:

La. -Monroe

Average RPI Win: 200		WON-LOST	WINNING	LAST 10	STRENGTH OF		OPP. STRENGTH	TEAM	ADJ		CONF.	ADJ CONF.					
Average RPI Loss: 101		RECORD	PCT. RANK	GAMES	SCHEDULE		OF SCHEDULE	RPI	RPI		RPI	RPI					
DIV. I ONLY		17-15-0	.53125	126	8-2-0		108	209	120	.51109	120	21	21				
DIV. I NON-CONF.		10-12-0	.45455	165	1-0-0		117	198	149	.49641	146	21	21				
TOTALS		RPI 1-25	RPI 26-50		W-L RECORDS		RPI 51-100		RPI 101-150		RPI 150+						
17-15-0		0-0-0	1-4-0		OVERALL		1-5-0		1-2-0		14-4-0						
7-0-0		0-0-0	0-0-0		HOME		0-0-0		1-0-0		6-0-0						
2-6-0		0-0-0	1-2-0		AWAY		0-4-0		0-0-0		1-0-0						
8-9-0		0-0-0	0-2-0		NEUTRAL		1-1-0		0-2-0		7-4-0						
10-12-0		0-0-0	1-4-0		NON-CONFERENCE		1-2-0		1-2-0		7-4-0						
1-0-0		0-0-0	0-0-0		HOME		0-0-0		1-0-0		0-0-0						
1-3-0		0-0-0	1-0-		AWAY		0-1-0		0-0-0		0-0-0						
8-9-0		0-0-0	0-2-0		NEUTRAL		1-1-0		0-2-0		7-4-0						
7-3-0		0-0-0	0-0-0		CONFERENCE		0-3-0		0-0-0		7-0-0						
6-0-0		0-0-0	0-0-0		HOME		0-0-0		0-0-0		6-0-0						
1-3-0		0-0-0	0-0-0		AWAY		0-3-0		0-0-0		1-0-0						
0-0-0		0-0-0	0-0-0		NEUTRAL		0-0-0		0-0-0		0-0-0						
RPI	S	Opponent	Score		RPI	S	Opponent	Score		RPI	S	Opponent	Score				
			28	A	Michigan	0	5	65	A	Mercer	3	8	111	N	Morehead St.	1	4
			38	A	Liberty	8	5	74	A	Ohio	1	5	111	N	Morehead St.	2	3
			38	A	Liberty	3	4	74	A	Ohio	3	4	142	H	Valparaiso	8	3
			39	N	South Fla.	3	4	74	A	Ohio	5	8	152	A	Western Mich.	5	2
			44	N	Wisconsin	2	5	82	N	Col. of Charleston	6	2	179	N	Saint Joseph's	4	5
								88	N	South Dakota St.	0	8	180	N	Chattanooga	3	6
													193	N	Villanova	1	2
													201	H	Miami (OH)	3	2
													201	H	Miami (OH)	5	0
													201	H	Miami (OH)	3	2
													203	N	Seton Hall	6	1
													214	N	Appalachian St.	12	6
													216	N	Wright St.	5	6
													232	N	Lehigh	5	3
													239	H	Buffalo	7	1
													239	H	Buffalo	10	2
													239	H	Buffalo	13	5
													242	N	Penn	2	0
													256	N	Delaware St.	3	2
													256	N	Delaware St.	9	0
													257	N	Binghamton	3	0
LAST 10 GAMES																	
			239	H	Buffalo	13	5	201	H	Miami (OH)	5	0					
			239	H	Buffalo	7	1	201	H	Miami (OH)	3	2					
			239	H	Buffalo	10	2	142	H	Valparaiso	8	3					
			152	A	Western Mich.	5	2	74	A	Ohio	1	5					
			201	H	Miami (OH)	3	2	74	A	Ohio	5	8					

Non-Div. I Games:

Central Mich.



**Non-Div. I Games:**

Ni chol l s St.

RPI	S	Opponent	Score	
289	N	Southern U.	7	4

Nicholls St.

N  
i  
c  
h  
o  
l  
l  
s  
s  
t  
.

N  
i  
c  
h  
o  
l  
l  
s  
s  
t  
.

Towson

Average RPI Win: 230		WON-LOST	WINNING	LAST 10	STRENGTH OF		OPP. STRENGTH	TEAM	ADJ	CONF.	ADJ CONF.
Average RPI Loss: 84		RECORD	PCT. RANK	GAMES	SCHEDULE		OF SCHEDULE	RPI	RPI	RPI	RPI
DIV. I ONLY		29-9-0	.76316	20	9-1-0		271	198	121	.50964	122
DIV. I NON-CONF.		24-5-0	.82759	18	4-0-0		286	230	120	.50946	123
TOTALS		RPI 1-25	RPI 26-50		W-L RECORDS		RPI 51-100		RPI 101-150		RPI 150+
29-9-0	0-0-0	0-5-0		OVERALL		0-0-0		0-2-0		29-2-0	
14-1-0	0-0-0	0-0-0		HOME		0-0-0		0-0-0		14-1-0	
5-8-0	0-0-0	0-5-0		AWAY		0-0-0		0-2-0		5-1-0	
10-0-0	0-0-0	0-0-0		NEUTRAL		0-0-0		0-0-0		10-0-0	
24-5-0	0-0-0	0-2-0		NON-CONFERENCE		0-0-0		0-2-0		24-1-0	
12-0-0	0-0-0	0-0-0		HOME		0-0-0		0-0-0		12-0-0	
2-5-0	0-0-0	0-0-		AWAY		0-0-0		0-2-0		2-1-0	
10-0-0	0-0-0	0-0-0		NEUTRAL		0-0-0		0-0-0		10-0-0	
5-4-0	0-0-0	0-3-0		CONFERENCE		0-0-0		0-0-0		5-1-0	
2-1-0	0-0-0	0-0-0		HOME		0-0-0		0-0-0		2-1-0	
3-3-0	0-0-0	0-3-0		AWAY		0-0-0		0-0-0		3-0-0	
0-0-0	0-0-0	0-0-0		NEUTRAL		0-0-0		0-0-0		0-0-0	
RPI S Opponent	Score	RPI S Opponent	Score	RPI S Opponent	Score	RPI S Opponent	Score	RPI S Opponent	Score	RPI S Opponent	Score
		34 A James Madison	5 10			113 A East Carolina	3 4				
		34 A James Madison	0 9			113 A East Carolina	3 4				
		34 A James Madison	4 5			158 A Charleston So.	4 15				
		40 A UNCG	4 10			159 A Charlotte	7 4				
		40 A UNCG	2 3			159 A Charlotte	7 2				
						161 H Bucknell	3 0				
						179 N Saint Joseph's	7 2				
						188 H Delaware	5 3				
						188 H Delaware	4 8				
						188 H Delaware	7 4				
						199 N Oakland	8 4				
						199 N Oakland	10 1				
						202 N North Dakota	9 6				
						207 H Fairfield	14 1				
						207 H Fairfield	9 1				
						212 H Quinnipiac	4 2				
						231 A Drexel	11 9				
						231 A Drexel	9 1				
						231 A Drexel	9 2				
						238 H Mt. St. Mary's	6 1				
						238 H Mt. St. Mary's	4 0				
						247 H George Mason	11 3				
						247 H George Mason	8 7				
						264 H Siena	8 0				
						264 H Siena	2 1				
						266 N Canisius	11 0				
						266 N Canisius	3 2				
						275 N UMBC	4 2				
						275 N UMBC	13 2				
						279 N N. C. A&T	19 3				
						279 N N. C. A&T	6 4				
						293 H UMES	5 1				
						293 H UMES	10 0				
LAST 10 GAMES				LAST 10 GAMES				LAST 10 GAMES			
		231 A Drexel	9 1			188 H Delaware	5 3				
		231 A Drexel	11 9			188 H Delaware	4 8				
		231 A Drexel	9 2			188 H Delaware	7 4				
		247 H George Mason	8 7			264 H Siena	8 0				
		247 H George Mason	11 3			264 H Siena	2 1				

Non-Div. I Games:

Towson

Tol edo

Average RPI Win: 196		WON-LOST	WINNING	LAST 10	STRENGTH OF	OPP. STRENGTH	TEAM	ADJ	CONF.	ADJ CONF.							
Average RPI Loss: 140		RECORD	PCT. RANK	GAMES	SCHEDULE	OF SCHEDULE	RPI	RPI	RPI	RPI							
DIV. I ONLY		25-13-0	.65789	55	9-1-0	234	182	122	.50764	123	21	21					
DIV. I NON-CONF.		16-12-0	.57143	102	2-0-0	219	172	146	.49693	145	21	21					
<hr/>																	
TOTALS		RPI 1-25		RPI 26-50		W-L RECORDS		RPI 51-100		RPI 101-150		RPI 150+					
25-13-0		0-1-0		0-1-0		OVERALL		1-1-0		3-4-0		21-6-0					
6-0-0		0-0-0		0-0-0		HOME		0-0-0		0-0-0		6-0-0					
7-6-0		0-1-0		0-0-0		AWAY		0-0-0		2-2-0		5-3-0					
12-7-0		0-0-0		0-1-0		NEUTRAL		1-1-0		1-2-0		10-3-0					
<hr/>																	
16-12-0		0-1-0		0-1-0		NON-CONFERENCE		1-1-0		3-4-0		12-5-0					
2-0-0		0-0-0		0-0-0		HOME		0-0-0		0-0-0		2-0-0					
2-5-0		0-1-0		0-0-		AWAY		0-0-0		2-2-0		0-2-0					
12-7-0		0-0-0		0-1-0		NEUTRAL		1-1-0		1-2-0		10-3-0					
<hr/>																	
9-1-0		0-0-0		0-0-0		CONFERENCE		0-0-0		0-0-0		9-1-0					
4-0-0		0-0-0		0-0-0		HOME		0-0-0		0-0-0		4-0-0					
5-1-0		0-0-0		0-0-0		AWAY		0-0-0		0-0-0		5-1-0					
0-0-0		0-0-0		0-0-0		NEUTRAL		0-0-0		0-0-0		0-0-0					
<hr/>																	
RPI	S	Opponent		Score		RPI	S	Opponent		Score		RPI	S	Opponent		Score	
10	A	Tennessee		2	6	38	N	Liberty		1	3	54	N	South Ala.		0	2
												54	N	South Ala.		4	3
												111	A	Morehead St.		4	0
												135	A	Seattle U		4	7
												135	A	Seattle U		4	6
												140	N	Weber St.		6	15
												146	A	Western Ky.		1	0
												149	N	Indiana St.		2	7
												149	N	Indiana St.		4	1
												158	N	Charleston So.		4	3
												158	N	Charleston So.		7	5
												165	N	Montana		0	1
												165	N	Montana		6	5
												169	A	Kent St.		6	7
												169	A	Kent St.		6	3
												169	A	Kent St.		11	3
												184	H	Bowling Green		5	1
												184	H	Bowling Green		5	4
												184	H	Bowling Green		8	2
												191	A	Portland St.		5	6
												191	A	Portland St.		8	11
												192	N	ETSU		8	5
												198	N	Bryant		5	2
												199	H	Oakland		2	1
												199	H	Oakland		1	0
												199	N	Oakland		2	6
												229	N	Detroit Mercy		3	0
												240	N	Green Bay		3	0
												240	N	Green Bay		5	4
												248	N	Morgan St.		2	3
												248	N	Morgan St.		2	1
												261	N	Fairleigh Dickinson		1	0
												267	A	Akron		13	5
												267	A	Akron		15	1
												267	A	Akron		6	1
												270	H	Eastern Mich.		5	2
LAST 10 GAMES																	
						184	H	Bowling Green		5	1	169	A	Kent St.		11	3
						184	H	Bowling Green		5	4	169	A	Kent St.		6	7
						184	H	Bowling Green		8	2	199	H	Oakland		2	1
						270	H	Eastern Mich.		5	2	199	H	Oakland		1	0
						169	A	Kent St.		6	3	267	A	Akron		6	1

Non-Div. I Games:

Tol edo

[illegible]

**Non-Div. I Games:**

Nevada

Average RPI Win:	187	WON-LOST RECORD	WINNING PCT. RANK	LAST 10 GAMES	STRENGTH OF SCHEDULE	OPP. STRENGTH OF SCHEDULE	TEAM RPI	ADJ RPI	CONF. RPI	ADJ CONF. RPI		
DIV. I ONLY		18-17-0	.51429	133	3-7-0	145	98	126	.50706	125	7	6
DIV. I NON-CONF.		14-7-0	.66667	54	3-1-0	211	182	94	.52547	97	6	6
<hr/>												
TOTALS	RPI 1-25	RPI 26-50		W-L RECORDS		RPI 51-100		RPI 101-150		RPI 150+		
18-17-0	0-4-0	0-5-0		OVERALL		1-2-0		5-3-0		12-3-0		
2-2-0	0-0-0	0-0-0		HOME		0-2-0		0-0-0		2-0-0		
8-10-0	0-3-0	0-4-0		AWAY		0-0-0		3-1-0		5-2-0		
8-5-0	0-1-0	0-1-0		NEUTRAL		1-0-0		2-2-0		5-1-0		
14-7-0	0-1-0	0-2-0		NON-CONFERENCE		1-0-0		3-2-0		10-2-0		
2-0-0	0-0-0	0-0-0		HOME		0-0-0		0-0-0		2-0-0		
4-2-0	0-0-0	0-0-		AWAY		0-0-0		1-0-0		3-1-0		
8-5-0	0-1-0	0-1-0		NEUTRAL		1-0-0		2-2-0		5-1-0		
4-10-0	0-3-0	0-3-0		CONFERENCE		0-2-0		2-1-0		2-1-0		
0-2-0	0-0-0	0-0-0		HOME		0-2-0		0-0-0		0-0-0		
4-8-0	0-3-0	0-3-0		AWAY		0-0-0		2-1-0		2-1-0		
0-0-0	0-0-0	0-0-0		NEUTRAL		0-0-0		0-0-0		0-0-0		
RPI	S	Opponent	Score	RPI	S	Opponent	Score	RPI	S	Opponent	Score	
4	N	UCLA	0 6	36	A	Notre Dame	1 2	68	N	Massachusetts	4 0	
8	A	Florida St.	0 6	36	A	Notre Dame	1 5	80	H	Boston College	2 4	
8	A	Florida St.	4 5	36	A	Notre Dame	0 8	80	H	Boston College	2 12	
8	A	Florida St.	0 1	37	N	Utah	0 6					
				50	A	Houston	1 2					
								</				

**Non-Div. I Games:**

Syracuse

C  
r  
e  
i  
g  
h  
t  
o  
n

Creighton





Average RPI Win: 190		WON-LOST	WINNING	LAST 10	STRENGTH OF		OPP. STRENGTH	TEAM	ADJ		CONF.	ADJ CONF.		
Average RPI Loss: 106		RECORD	PCT. RANK	GAMES	SCHEDULE		OF SCHEDULE	RPI	RPI		RPI	RPI		
DIV. I ONLY		25-15-0	.625	68	4-6-0		229	139	129		.50627	128		
DIV. I NON-CONF.		19-9-0	.67857	49	2-3-0		251	178	118		.51314	118		
TOTALS		RPI 1-25	RPI 26-50		W-L RECORDS		RPI 51-100		RPI 101-150		RPI 150+			
25-15-0		0-3-0	0-0-0		OVERALL		5-3-0		4-6-0		16-3-0			
7-4-0		0-0-0	0-0-0		HOME		2-2-0		0-0-0		5-2-0			
4-6-0		0-3-0	0-0-0		AWAY		1-0-0		3-3-0		0-0-0			
14-5-0		0-0-0	0-0-0		NEUTRAL		2-1-0		1-3-0		11-1-0			
19-9-0		0-3-0	0-0-0		NON-CONFERENCE		4-1-0		1-3-0		14-2-0			
4-1-0		0-0-0	0-0-0		HOME		1-0-0		0-0-0		3-1-0			
1-3-0		0-3-0	0-0-		AWAY		1-0-0		0-0-0		0-0-0			
14-5-0		0-0-0	0-0-0		NEUTRAL		2-1-0		1-3-0		11-1-0			
6-6-0		0-0-0	0-0-0		CONFERENCE		1-2-0		3-3-0		2-1-0			
3-3-0		0-0-0	0-0-0		HOME		1-2-0		0-0-0		2-1-0			
3-3-0		0-0-0	0-0-0		AWAY		0-0-0		3-3-0		0-0-0			
0-0-0		0-0-0	0-0-0		NEUTRAL		0-0-0		0-0-0		0-0-0			
RPI	S	Opponent	Score		RPI	S	Opponent	Score		RPI	S	Opponent	Score	
4	A	UCLA	0	11	56	N	McNeese	5	8	108	N	Cal Poly	1	6
20	A	Kentucky	1	12	59	N	Iowa St.	4	1	116	N	Rutgers	0	7
20	A	Kentucky	1	10	72	H	Austin Peay	3	2	121	N	Nicholls St.	4	0
					76	H	Louisiana Tech	1	7	137	N	Maryland	1	2
					76	H	Louisiana Tech	1	2	146	A	Western Ky.	5	2
					76	H	Louisiana Tech	4	1	146	A	Western Ky.	7	4
					84	N	UC Riverside	2	1	146	A	Western Ky.	6	8
					98	A	North Florida	1	0	147	A	UAB	4	3
										147	A	UAB	2	3
										147	A	UAB	0	1
										159	H	Charlotte	1	4
										159	H	Charlotte	4	2
										159	H	Charlotte	1	0
										162	N	Campbell	1	4
										169	N	Kent St.	11	3
										194	N	Utah St.	3	2
										217	H	UT Martin	1	4
										217	N	UT Martin	3	0
										223	N	Fort Wayne	9	2
										245	N	Marist	8	0
										251	N	Presbyterian	4	0
										251	N	Presbyterian	10	6
										267	N	Akron	5	0
										270	N	Eastern Mich.	7	5
										277	N	Holy Cross	4	2
										278	H	Rhode Island	10	1
										278	N	Rhode Island	6	0
										282	H	Tennessee St.	7	1
										285	H	Alabama A&M	11	3
LAST 10 GAMES														
20	A	Kentucky	1	12	147	A	UAB	0	1					
20	A	Kentucky	1	10	147	A	UAB	2	3					
217	H	UT Martin	1	4	282	H	Tennessee St.	7	1					
72	H	Austin Peay	3	2	159	H	Charlotte	1	4					
147	A	UAB	4	3	159	H	Charlotte	4	2					

Non-Div. I Games:

Mi ddle Tenn.



SFA

Average RPI Win: 198		WON-LOST	WINNING	LAST 10	STRENGTH OF		OPP. STRENGTH	TEAM	ADJ	CONF.	ADJ CONF.
Average RPI Loss: 109		RECORD	PCT. RANK	GAMES	SCHEDULE		OF SCHEDULE	RPI	RPI	RPI	RPI
DIV. I ONLY		21-16-0	.56757	99	6-4-0		159	228	127	.50511	130
DIV. I NON-CONF.		12-7-0	.63158	74	0-0-0		197	269	127	.50763	129
TOTALS		RPI 1-25	RPI 26-50		W-L RECORDS		RPI 51-100		RPI 101-150		RPI 150+
21-16-0	0-1-0	0-2-0		OVERALL		4-3-0		3-8-0		14-2-0	
8-3-0	0-0-0	0-0-0		HOME		0-0-0		2-2-0		6-1-0	
5-10-0	0-1-0	0-2-0		AWAY		2-1-0		1-6-0		2-0-0	
8-3-0	0-0-0	0-0-0		NEUTRAL		2-2-0		0-0-0		6-1-0	
12-7-0	0-1-0	0-2-0		NON-CONFERENCE		2-2-0		1-1-0		9-1-0	
1-0-0	0-0-0	0-0-0		HOME		0-0-0		0-0-0		1-0-0	
3-4-0	0-1-0	0-0-		AWAY		0-0-0		1-1-0		2-0-0	
8-3-0	0-0-0	0-0-0		NEUTRAL		2-2-0		0-0-0		6-1-0	
9-9-0	0-0-0	0-0-0		CONFERENCE		2-1-0		2-7-0		5-1-0	
7-3-0	0-0-0	0-0-0		HOME		0-0-0		2-2-0		5-1-0	
2-6-0	0-0-0	0-0-0		AWAY		2-1-0		0-5-0		0-0-0	
0-0-0	0-0-0	0-0-0		NEUTRAL		0-0-0		0-0-0		0-0-0	
RPI S Opponent	Score	RPI S Opponent	Score	RPI S Opponent	Score	RPI S Opponent	Score	RPI S Opponent	Score	RPI S Opponent	Score
12 A Texas A&M	0 4	50 A Houston	0 3	66 N Memphis	3 1	106 A Northwestern St.	5 6	106 A Northwestern St.	1 4	106 H Northwestern St.	0 5
		50 A Houston	1 5	66 N Memphis	5 3	119 A La. -Monroe	3 9	119 A La. -Monroe	6 4	121 A Nicholls St.	3 4
				75 N Kansas	1 11	121 A Nicholls St.	2 3	121 A Nicholls St.	1 2	121 A Nicholls St.	1 2
				88 N South Dakota St.	2 7	144 H Central Ark.	5 4	144 H Central Ark.	6 0	144 H Central Ark.	0 5
				89 A Lamar University	2 5	153 H Sam Houston St.	7 1	153 H Sam Houston St.	0 1	153 H Sam Houston St.	3 0
				89 A Lamar University	6 5	217 N UT Martin	7 1	244 A Prairie View	6 2	244 H Prairie View	9 2
				89 A Lamar University	4 1	244 H Prairie View	9 2	250 H A&M-Corpus Christi	6 5	250 H A&M-Corpus Christi	10 0
						250 H A&M-Corpus Christi	5 4	250 H A&M-Corpus Christi	5 4	255 A Texas Southern	12 5
						255 A Texas Southern	12 5	276 N Mississippi Val.	5 6	276 N Mississippi Val.	8 0
						276 N Mississippi Val.	8 0	286 N Coppin St.	3 2	289 N Southern U.	7 0
						286 N Coppin St.	3 2	290 N Jackson St.	8 4	292 N Grambling	10 0
						289 N Southern U.	7 0				
						290 N Jackson St.	8 4				
						292 N Grambling	10 0				
LAST 10 GAMES				144 H Central Ark.	6 0	153 H Sam Houston St.	0 1				
				144 H Central Ark.	5 4	153 H Sam Houston St.	7 1				
				144 H Central Ark.	0 5	89 A Lamar University	4 1				
				106 H Northwestern St.	0 5	89 A Lamar University	6 5				
				153 H Sam Houston St.	3 0	89 A Lamar University	2 5				

Non-Div. I Games:

SFA

# S I U E

S  
I  
U  
E

SI UE

UNLV

Average RPI Win: 171		WON-LOST	WINNING	LAST 10	STRENGTH OF		OPP. STRENGTH	TEAM	ADJ	CONF.	ADJ CONF.				
Average RPI Loss: 108		RECORD	PCT. RANK	GAMES	SCHEDULE		OF SCHEDULE	RPI	RPI	RPI	RPI				
DIV. I ONLY		22-15-0	.59459	86	226		92	133	.50396	132	11	11			
DIV. I NON-CONF.		18-7-0	.72	38	199		160	72	.54329	72	10	10			
TOTALS		RPI 1-25	RPI 26-50		W-L RECORDS		RPI 51-100		RPI 101-150		RPI 150+				
22-15-0		0-1-0	0-5-0		OVERALL		4-3-0		6-1-0		12-5-0				
13-8-0		0-1-0	0-1-0		HOME		4-3-0		2-0-0		7-3-0				
4-5-0		0-0-0	0-4-0		AWAY		0-0-0		1-0-0		3-1-0				
5-2-0		0-0-0	0-0-0		NEUTRAL		0-0-0		3-1-0		2-1-0				
18-7-0		0-1-0	0-2-0		NON-CONFERENCE		3-1-0		6-1-0		9-2-0				
11-4-0		0-1-0	0-1-0		HOME		3-1-0		2-0-0		6-1-0				
2-1-0		0-0-0	0-0-		AWAY		0-0-0		1-0-0		1-0-0				
5-2-0		0-0-0	0-0-0		NEUTRAL		0-0-0		3-1-0		2-1-0				
4-8-0		0-0-0	0-3-0		CONFERENCE		1-2-0		0-0-0		3-3-0				
2-4-0		0-0-0	0-0-0		HOME		1-2-0		0-0-0		1-2-0				
2-4-0		0-0-0	0-3-0		AWAY		0-0-0		0-0-0		2-1-0				
0-0-0		0-0-0	0-0-0		NEUTRAL		0-0-0		0-0-0		0-0-0				
RPI S	Opponent	Score		RPI S	Opponent	Score		RPI S	Opponent	Score		RPI S	Opponent	Score	
1 H	Washington	0	8	31 H	Minnesota	0	3	69 H	North Dakota St.	3	2	125 N	Syracuse	3	0
				43 A	San Jose St.	1	4	77 H	DePaul	2	1	126 H	Creighton	4	2
				43 A	San Jose St.	2	8	87 H	Hawaii	1	8	135 H	Seattle U	7	5
				43 A	San Jose St.	2	6	94 H	San Diego St.	3	2	136 A	San Diego	6	4
				50 A	Houston	0	2	94 H	San Diego St.	2	5	142 N	Valparaiso	1	4
								94 H	San Diego St.	1	4	142 N	Valparaiso	2	1
								97 H	New Mexico St.	5	2	148 N	UTSA	6	5
												157 A	Grand Canyon	8	6
												189 H	South Dakota	6	2
												189 N	South Dakota	0	1
												191 H	Portland St.	9	1
												194 H	Utah St.	2	5
												194 H	Utah St.	0	6
												194 H	Utah St.	8	0
												200 A	New Mexico	9	1
												200 A	New Mexico	6	0
												200 A	New Mexico	2	5
												211 H	UTEP	7	8
												234 H	Utah Valley	8	0
												236 H	Southern Utah	3	0
												239 H	Buffalo	6	5
												253 H	Idaho St.	5	3
												254 N	Yale	3	0
												259 N	Pri nceton	7	1
				LAST 10 GAMES											
				94 H	San Diego St.	3	2	43 A	San Jose St.	2	6				
				94 H	San Diego St.	1	4	43 A	San Jose St.	1	4				
				94 H	San Diego St.	2	5	194 H	Utah St.	0	6				
				136 A	San Diego	6	4	194 H	Utah St.	2	5				
				43 A	San Jose St.	2	8	194 H	Utah St.	8	0				

Non-Div. I Games:

UNLV

Average RPI Win: 198		WON-LOST	WINNING	LAST 10	STRENGTH OF		OPP. STRENGTH	TEAM	ADJ	CONF.	ADJ CONF.			
Average RPI Loss: 110		RECORD	PCT. RANK	GAMES	SCHEDULE		OF SCHEDULE	RPI	RPI	RPI	RPI			
DIV. I ONLY		24-12-0	.66667	48	7-3-0		252	166	130	.50375	133			
DIV. I NON-CONF.		18-9-0	.66667	54	1-0-0		243	159	117	.51159	119			
TOTALS		RPI 1-25	RPI 26-50		W-L RECORDS		RPI 51-100		RPI 101-150		RPI 150+			
24-12-0	0-0-0	0-2-0		OVERALL		2-3-0		5-3-0		17-4-0				
1-2-0	0-0-0	0-0-0		HOME		0-0-0		0-0-0		1-2-0				
10-4-0	0-0-0	0-1-0		AWAY		1-1-0		3-1-0		6-1-0				
13-6-0	0-0-0	0-1-0		NEUTRAL		1-2-0		2-2-0		10-1-0				
18-9-0	0-0-0	0-2-0		NON-CONFERENCE		2-3-0		5-3-0		11-1-0				
0-0-0	0-0-0	0-0-0		HOME		0-0-0		0-0-0		0-0-0				
5-3-0	0-0-0	0-0-		AWAY		1-1-0		3-1-0		1-0-0				
13-6-0	0-0-0	0-1-0		NEUTRAL		1-2-0		2-2-0		10-1-0				
6-3-0	0-0-0	0-0-0		CONFERENCE		0-0-0		0-0-0		6-3-0				
1-2-0	0-0-0	0-0-0		HOME		0-0-0		0-0-0		1-2-0				
5-1-0	0-0-0	0-0-0		AWAY		0-0-0		0-0-0		5-1-0				
0-0-0	0-0-0	0-0-0		NEUTRAL		0-0-0		0-0-0		0-0-0				
RPI S	Opponent	Score	RPI S	Opponent	Score	RPI S	Opponent	Score	RPI S	Opponent	Score			
28 N	Michigan	2 3	60 A	UCF	1 2	105 A	Fla. Atlantic	5 3	110 N	Saint Francis (PA)	1 4			
48 A	FGCU	1 4	66 N	Memphis	1 5	113 A	East Carolina	7 2	113 A	East Carolina	4 1			
			67 N	Pittsburgh	1 6	115 N	Fordham	3 11	117 N	Boston U.	6 5			
			78 N	NC State	8 2	118 A	Belmont	6 7	138 N	Virginia Tech	4 3			
			97 A	New Mexico St.	3 2	169 H	Kent St.	15 7	169 H	Kent St.	1 4			
						169 H	Kent St.	2 5	182 N	LIU Brooklyn	10 2			
						182 N	LIU Brooklyn	8 1	184 A	Bowling Green	12 0			
						184 A	Bowling Green	9 0	184 A	Bowling Green	2 4			
						188 N	Delaware	5 6	195 N	Georgetown	5 1			
						205 N	Florida A&M	7 6	260 N	Niagara	1 0			
						266 N	Canisius	2 0	266 N	Canisius	11 4			
						267 A	Akron	5 2	267 A	Akron	9 1			
						267 A	Akron	16 5	272 N	Robert Morris	8 0			
						272 N	Robert Morris	8 0	273 N	St. Bonaventure	15 0			
						273 N	St. Bonaventure	15 0	278 N	Rhode Island	11 3			
						282 A	Tennessee St.	14 4	282 A	Tennessee St.	14 4			
			LAST 10 GAMES											
169 H	Kent St.	1 4	267 A	Akron	5 2									
169 H	Kent St.	15 7	184 A	Bowling Green	12 0									
169 H	Kent St.	2 5	184 A	Bowling Green	9 0									
267 A	Akron	9 1	184 A	Bowling Green	2 4									
267 A	Akron	16 5	282 A	Tennessee St.	14 4									

Non-Div. I Games:

Ball St.

Average RPI Win:		173	WON-LOST		WINNING		LAST 10		STRENGTH OF		OPP. STRENGTH		TEAM	ADJ		CONF.		ADJ CONF.		
Average RPI Loss:		71	RECORD		PCT. RANK		GAMES		SCHEDULE		OF SCHEDULE		RPI	RPI		RPI		RPI		
DIV. I ONLY			15-24-0		.38462		208		2-8-0		51		107		135		.50367		134	
DIV. I NON-CONF.			13-17-0		.43333		172		0-1-0		87		173		142		.50181		137	
TOTALS		RPI 1-25		RPI 26-50		W-L RECORDS		RPI 51-100		RPI 101-150		RPI 150+								
15-24-0		1-2-0		0-11-0		OVERALL		2-6-0		2-2-0		10-3-0								
2-4-0		0-0-0		0-3-0		HOME		2-1-0		0-0-0		0-0-0								
3-14-0		1-2-0		0-6-0		AWAY		0-5-0		0-0-0		2-1-0								
10-6-0		0-0-0		0-2-0		NEUTRAL		0-0-0		2-2-0		8-2-0								
13-17-0		1-2-0		0-5-0		NON-CONFERENCE		0-5-0		2-2-0		10-3-0								
0-0-0		0-0-0		0-0-0		HOME		0-0-0		0-0-0		0-0-0								
3-11-0		1-2-0		0-0-		AWAY		0-5-0		0-0-0		2-1-0								
10-6-0		0-0-0		0-2-0		NEUTRAL		0-0-0		2-2-0		8-2-0								
2-7-0		0-0-0		0-6-0		CONFERENCE		2-1-0		0-0-0		0-0-0								
2-4-0		0-0-0		0-3-0		HOME		2-1-0		0-0-0		0-0-0								
0-3-0		0-0-0		0-3-0		AWAY		0-0-0		0-0-0		0-0-0								
0-0-0		0-0-0		0-0-0		NEUTRAL		0-0-0		0-0-0		0-0-0								
RPI	S	Opponent		Score		RPI	S	Opponent		Score		RPI	S	Opponent		Score				
12	A	Texas A&M		6	1	29	H	Wichi ta St.		2	8	58	A	Georgi a St.		7	9			
12	A	Texas A&M		0	4	29	H	Wichi ta St.		3	11	58	A	Georgi a St.		0	2			
22	A	Hofstra		2	5	29	H	Wichi ta St.		3	4	60	H	UCF		11	3			
						30	N	Oklahoma St.		0	8	60	H	UCF		5	1			
						39	A	South Fla.		0	8	60	H	UCF		3	8			
						39	A	South Fla.		0	9	99	A	Georgi a Tech		0	5			
						39	A	South Fla.		2	8	99	A	Georgi a Tech		2	3			
						41	N	Drake		1	4	100	A	Coastal Caro.		0	6			
						48	A	FGCU		3	8									
						48	A	FGCU		1	2									
						49	A	Kennesaw St.		1	2									
						LAST 10 GAMES														
						60	H	UCF		5	1	29	H	Wichi ta St.		3	11			
						60	H	UCF		3	8	22	A	Hofstra		2	5			
						60	H	UCF		11	3	39	A	South Fla.		0	9			
						29	H	Wichi ta St.		3	4	39	A	South Fla.		2	8			
						29	H	Wichi ta St.		2	8	39	A	South Fla.		0	8			

Non-Div. I Games:

UConn

Average RPI Win: 177		WON-LOST	WINNING	LAST 10	STRENGTH OF		OPP. STRENGTH	TEAM	ADJ	CONF.	ADJ CONF.				
Average RPI Loss: 111		RECORD	PCT. RANK	GAMES	SCHEDULE		OF SCHEDULE	RPI	RPI	RPI	RPI				
DIV. I ONLY		27-17-0	.61364	78	6-4-0		237	78	131	.50228	135				
DIV. I NON-CONF.		22-16-0	.57895	101	1-3-0		220	58	130	.50556	133				
TOTALS		RPI 1-25	RPI 26-50		W-L RECORDS		RPI 51-100		RPI 101-150		RPI 150+				
27-17-0		0-3-0	0-4-0		OVERALL		2-0-0		7-4-0		18-6-0				
12-2-0		0-0-0	0-0-0		HOME		0-0-0		2-0-0		10-2-0				
3-4-0		0-1-0	0-0-0		AWAY		0-0-0		1-1-0		2-2-0				
12-11-0		0-2-0	0-4-0		NEUTRAL		2-0-0		4-3-0		6-2-0				
22-16-0		0-3-0	0-4-0		NON-CONFERENCE		2-0-0		7-4-0		13-5-0				
7-1-0		0-0-0	0-0-0		HOME		0-0-0		2-0-0		5-1-0				
3-4-0		0-1-0	0-0-		AWAY		0-0-0		1-1-0		2-2-0				
12-11-0		0-2-0	0-4-0		NEUTRAL		2-0-0		4-3-0		6-2-0				
5-1-0		0-0-0	0-0-0		CONFERENCE		0-0-0		0-0-0		5-1-0				
5-1-0		0-0-0	0-0-0		HOME		0-0-0		0-0-0		5-1-0				
0-0-0		0-0-0	0-0-0		AWAY		0-0-0		0-0-0		0-0-0				
0-0-0		0-0-0	0-0-0		NEUTRAL		0-0-0		0-0-0		0-0-0				
RPI	S	Opponent	Score	RPI	S	Opponent	Score	RPI	S	Opponent	Score	RPI	S	Opponent	Score
1	A	Washington	1 3	26	N	Nebraska	2 3	86	N	Stanford	13 9	123	H	Tol edo	6 4
17	N	Oregon St.	0 5	36	N	Notre Dame	3 4	87	N	Hawai i	4 2	123	H	Tol edo	7 4
17	N	Oregon St.	0 9	43	N	San Jose St.	8 10					124	N	Nevada	2 1
				47	N	Texas Tech	2 6					124	N	Nevada	1 8
												124	N	Nevada	7 2
												129	A	CSUN	4 1
												129	N	CSUN	6 4
												132	A	UNLV	5 7
												140	N	Weber St.	1 7
												145	N	Northern Colo.	7 4
												145	N	Northern Colo.	0 1
												152	N	Western Mi ch.	11 8
												164	A	UC Santa Barbara	1 2
												164	A	UC Santa Barbara	4 5
												164	A	UC Santa Barbara	15 3
												165	N	Montana	6 5
												165	N	Montana	6 7
												191	H	Portland St.	5 1
												191	H	Portland St.	4 5
												191	H	Portland St.	2 0
												194	N	Utah St.	9 5
												198	H	Bryant	5 4
												198	H	Bryant	5 0
												198	H	Bryant	7 0
												213	A	Paci fi c	3 1
												218	H	UMKC	6 2
												218	H	UMKC	1 0
												218	H	UMKC	13 0
												234	H	Utah Valley	5 0
												234	H	Utah Valley	7 8
												234	H	Utah Valley	9 3
												234	H	Utah Valley	5 3
												236	N	Southern Utah	9 6
												236	N	Southern Utah	12 6
												246	N	Saint Mary' s (CA)	2 0
LAST 10 GAMES				218	H	UMKC	1 0	234	H	Utah Valley	9 3				
				218	H	UMKC	6 2	234	H	Utah Valley	5 0				
				218	A	UMKC	13 0	164	A	UC Santa Barbara	1 2				
				1	A	Washington	1 3	164	A	UC Santa Barbara	15 3				
				234	H	Utah Valley	7 8	164	A	UC Santa Barbara	4 5				

Non-Div. I Games:

Seattle U



RPI	S	Opponent	Score	
246	N	Saint Mary's (CA)	3	0

Seattle U

S  
e  
a  
t  
t  
l  
e  
U

S  
e  
a  
t  
t  
l  
e  
U

Average RPI Win: 180		WON-LOST	WINNING	LAST 10	STRENGTH OF		OPP. STRENGTH	TEAM	ADJ	CONF.	ADJ CONF.
Average RPI Loss: 106		RECORD	PCT. RANK	GAMES	SCHEDULE		OF SCHEDULE	RPI	RPI	RPI	RPI
DIV. I ONLY		23-17-0	.575	92	7-3-0		207	102	134	.50206	136
DIV. I NON-CONF.		21-16-0	.56757	106	5-2-0		205	89	132	.50705	132
TOTALS		RPI 1-25	RPI 26-50		W-L RECORDS		RPI 51-100		RPI 101-150		RPI 150+
23-17-0		0-6-0	1-0-0		OVERALL		5-4-0		1-1-0		16-6-0
11-6-0		0-3-0	0-0-0		HOME		1-0-0		1-1-0		9-2-0
6-6-0		0-2-0	0-0-0		AWAY		3-2-0		0-0-0		3-2-0
6-5-0		0-1-0	1-0-0		NEUTRAL		1-2-0		0-0-0		4-2-0
21-16-0		0-6-0	1-0-0		NON-CONFERENCE		5-4-0		1-1-0		14-5-0
9-5-0		0-3-0	0-0-0		HOME		1-0-0		1-1-0		7-1-0
6-6-0		0-2-0	0-0-		AWAY		3-2-0		0-0-0		3-2-0
6-5-0		0-1-0	1-0-0		NEUTRAL		1-2-0		0-0-0		4-2-0
2-1-0		0-0-0	0-0-0		CONFERENCE		0-0-0		0-0-0		2-1-0
2-1-0		0-0-0	0-0-0		HOME		0-0-0		0-0-0		2-1-0
0-0-0		0-0-0	0-0-0		AWAY		0-0-0		0-0-0		0-0-0
0-0-0		0-0-0	0-0-0		NEUTRAL		0-0-0		0-0-0		0-0-0
RPI S	Opponent	Score	RPI S	Opponent	Score	RPI S	Opponent	Score	RPI S	Opponent	Score
3 A	Arizona St.	0 7	44 N	Wisconsin	7 4	71 N	USC Upstate	3 2	129 H	CSUN	3 2
4 H	UCLA	3 8				79 H	Colorado St.	7 2	132 H	UNLV	4 6
11 A	Arizona	2 10				83 A	Cal St. Fullerton	0 8	162 H	Campbell	1 3
16 H	Long Beach St.	0 2				84 A	UC Riverside	8 1	162 H	Campbell	4 2
17 H	Oregon St.	1 5				84 A	UC Riverside	6 4	162 H	Campbell	5 0
25 N	Texas St.	1 2				84 A	UC Riverside	4 6	164 A	UC Santa Barbara	3 2
						90 N	Illinois St.	2 3	164 A	UC Santa Barbara	4 5
						90 N	Illinois St.	0 4	164 H	UC Santa Barbara	4 1
						94 A	San Diego St.	4 2	189 N	South Dakota	5 6
									189 N	South Dakota	4 1
									202 N	North Dakota	11 3
									206 N	Dayton	6 3
									206 N	Dayton	2 3
									206 N	Dayton	3 2
									207 H	Fairfield	4 3
									246 H	Saint Mary's (CA)	5 4
									246 H	Saint Mary's (CA)	4 6
									246 H	Saint Mary's (CA)	3 0
									280 A	CSU Bakersfield	7 5
									280 A	CSU Bakersfield	1 2
									280 A	CSU Bakersfield	3 2
									280 H	CSU Bakersfield	10 2
									280 H	CSU Bakersfield	7 5
									280 H	CSU Bakersfield	4 2
			LAST 10 GAMES								
			246 H	Saint Mary's (CA)	4 6	94 A	San Diego St.	4 2			
			246 H	Saint Mary's (CA)	5 4	84 A	UC Riverside	4 6			
			246 H	Saint Mary's (CA)	3 0	84 A	UC Riverside	6 4			
			132 H	UNLV	4 6	84 A	UC Riverside	8 1			
			164 H	UC Santa Barbara	4 1	280 A	CSU Bakersfield	7 5			

Non-Div. I Games:

San Diego

Average RPI Win:		156	WON-LOST RECORD		WINNING PCT. RANK		LAST 10 GAMES		STRENGTH OF SCHEDULE		OPP. STRENGTH OF SCHEDULE		TEAM RPI		ADJ RPI		CONF. RPI		ADJ CONF. RPI	
Average RPI Loss:		74																		
DIV. I ONLY			15-23-0		.39474 193		6-4-0		80		49		137		.50176 137		5		5	
DIV. I NON-CONF.			10-19-0		.34483 214		1-0-0		52		41		143		.50173 138		5		5	
TOTALS		RPI 1-25		RPI 26-50		W-L RECORDS		RPI 51-100		RPI 101-150		RPI 150+								
15-23-0		0-7-0		0-3-0		OVERALL		6-6-0		1-3-0		8-4-0								
4-4-0		0-0-0		0-2-0		HOME		3-0-0		0-0-0		1-2-0								
3-10-0		0-5-0		0-1-0		AWAY		1-3-0		0-0-0		2-1-0								
8-9-0		0-2-0		0-0-0		NEUTRAL		2-3-0		1-3-0		5-1-0								
10-19-0		0-7-0		0-3-0		NON-CONFERENCE		3-3-0		1-3-0		6-3-0								
1-4-0		0-0-0		0-2-0		HOME		0-0-0		0-0-0		1-2-0								
1-6-0		0-5-0		0-0-		AWAY		1-0-0		0-0-0		0-0-0								
8-9-0		0-2-0		0-0-0		NEUTRAL		2-3-0		1-3-0		5-1-0								
5-4-0		0-0-0		0-0-0		CONFERENCE		3-3-0		0-0-0		2-1-0								
3-0-0		0-0-0		0-0-0		HOME		3-0-0		0-0-0		0-0-0								
2-4-0		0-0-0		0-0-0		AWAY		0-3-0		0-0-0		2-1-0								
0-0-0		0-0-0		0-0-0		NEUTRAL		0-0-0		0-0-0		0-0-0								
RPI	S	Opponent		Score		RPI	S	Opponent		Score		RPI	S	Opponent		Score				
4	A	UCLA		1	5	37	H	Utah		1	7	55	A	Illinois		1	7			
7	A	Florida		2	7	37	H	Utah		2	6	55	A	Illinois		0	11			
7	A	Florida		0	12	42	A	Louisville		1	4	55	A	Illinois		2	20			
10	N	Tennessee		0	10							57	H	Iowa		1	0			
10	N	Tennessee		1	7							57	H	Iowa		5	2			
14	A	Auburn		0	8							57	H	Iowa		2	1			
14	A	Auburn		1	12							59	N	Iowa St.		9	5			
												61	N	Eastern Ill.		3	2			
												63	N	Ga. Southern		1	4			
												84	N	UC Riverside		0	5			
												87	A	Hawaii		7	6			
												90	N	Illinois St.		7	8			
						LAST 10 GAMES														
						55	A	Illinois		2	20	57	H	Iowa		2	1			
						55	A	Illinois		1	7	230	A	Penn St.		4	3			
						55	A	Illinois		0	11	230	A	Penn St.		3	8			
						57	H	Iowa		1	0	230	A	Penn St.		8	0			
						57	H	Iowa		5	2	87	A	Hawaii		7	6			

Non-Div. I Games:

Maryland

Average RPI Win:		152	WON-LOST RECORD		WINNING PCT. RANK		LAST 10 GAMES		STRENGTH OF SCHEDULE		OPP. STRENGTH OF SCHEDULE		TEAM RPI		ADJ RPI		CONF. RPI		ADJ CONF. RPI				
DIV. I ONLY			15-23-0		.39474 193		4-6-0		96		32		142		.50089 138		7		6				
DIV. I NON-CONF.			13-11-0		.54167 121		3-1-0		200		32		133		.51046 120		6		6				
TOTALS		RPI 1-25		RPI 26-50				W-L RECORDS				RPI 51-100				RPI 101-150				RPI 150+			
15-23-0		0-3-0		2-6-0				OVERALL				2-9-0				1-4-0				10-1-0			
4-7-0		0-0-0		1-2-0				HOME				0-2-0				1-3-0				2-0-0			
1-10-0		0-3-0		0-1-0				AWAY				1-5-0				0-0-0				0-1-0			
10-6-0		0-0-0		1-3-0				NEUTRAL				1-2-0				0-1-0				8-0-0			
13-11-0		0-0-0		1-4-0				NON-CONFERENCE				2-4-0				0-2-0				10-1-0			
2-1-0		0-0-0		0-0-0				HOME				0-0-0				0-1-0				2-0-0			
1-4-0		0-0-0		0-0-				AWAY				1-2-0				0-0-0				0-1-0			
10-6-0		0-0-0		1-3-0				NEUTRAL				1-2-0				0-1-0				8-0-0			
2-12-0		0-3-0		1-2-0				CONFERENCE				0-5-0				1-2-0				0-0-0			
2-6-0		0-0-0		1-2-0				HOME				0-2-0				1-2-0				0-0-0			
0-6-0		0-3-0		0-0-0				AWAY				0-3-0				0-0-0				0-0-0			
0-0-0		0-0-0		0-0-0				NEUTRAL				0-0-0				0-0-0				0-0-0			
RPI	S	Opponent		Score		RPI	S	Opponent		Score		RPI	S	Opponent		Score		RPI	S	Opponent		Score	
8	A	Florida St.		0 2		28	N	Mi chi gan		0 2		53	A	Longwood		5 1		101	H	Radford		0 4	
8	A	Florida St.		2 6		28	N	Mi chi gan		1 0		53	A	Longwood		2 6		125	H	Syracuse		2 1	
8	A	Florida St.		3 8		29	N	Wi chi ta St.		2 5		59	N	Iowa St.		0 2		125	H	Syracuse		0 2	
						32	N	Ole Miss		1 5		59	N	Iowa St.		6 4		125	H	Syracuse		1 8	
						33	A	Texas		2 3		60	A	UCF		0 1		133	N	Ball St.		3 4	
						36	H	Notre Dame		2 1		64	A	North Carolina		1 2		159	H	Charlotte		8 2	
						36	H	Notre Dame		1 3		64	A	North Carolina		2 10		159	H	Charlotte		6 4	
						36	H	Notre Dame		4 5		64	A	North Carolina		3 4		160	A	Jacksonvi lle		3 4	
												67	H	Pi ttsburgh		0 4		162	N	Campbel l		3 0	
												67	H	Pi ttsburgh		1 4		173	N	Purdue		5 0	
												89	N	Lamar Uni versi ty		9 10		173	N	Purdue		2 0	
																		205	N	Flori da A&M		19 1	
																		230	N	Penn St.		9 6	
																		230	N	Penn St.		1 0	
																		230	N	Penn St.		3 1	
																		251	N	Presbyteri an		5 4	
						LAST 10 GAMES																	
						64	A	North Carolina		3 4		36	H	Notre Dame		1 3							
						64	A	North Carolina		2 10		36	H	Notre Dame		4 5							
						64	A	North Carolina		1 2		36	H	Notre Dame		2 1							
						159	H	Charl otte		8 2		53	A	Longwood		5 1							
						159	H	Charl otte		6 4		53	A	Longwood		2 6							

Non-Div. I Games:

Virginia Tech

Average RPI Win: 188		WON-LOST	WINNING	LAST 10	STRENGTH OF		OPP. STRENGTH	TEAM	ADJ		CONF.	ADJ CONF.			
Average RPI Loss: 98		RECORD	PCT. RANK	GAMES	SCHEDULE		OF SCHEDULE	RPI	RPI		RPI	RPI			
DIV. I ONLY		20-18-0	.52632	128	4-6-0		172	144	139	.50036	139	10	10		
DIV. I NON-CONF.		16-13-0	.55172	115	1-1-0		221	210	158	.49179	154	12	12		
TOTALS		RPI 1-25	RPI 26-50		W-L RECORDS		RPI 51-100		RPI 101-150		RPI 150+				
20-18-0		0-3-0	1-3-0		OVERALL		4-5-0		0-1-0		15-6-0				
12-9-0		0-3-0	1-1-0		HOME		3-1-0		0-1-0		8-3-0				
5-5-0		0-0-0	0-2-0		AWAY		1-2-0		0-0-0		4-1-0				
3-4-0		0-0-0	0-0-0		NEUTRAL		0-2-0		0-0-0		3-2-0				
16-13-0		0-0-0	1-3-0		NON-CONFERENCE		2-4-0		0-1-0		13-5-0				
10-5-0		0-0-0	1-1-0		HOME		1-0-0		0-1-0		8-3-0				
3-4-0		0-0-0	0-0-		AWAY		1-2-0		0-0-0		2-0-0				
3-4-0		0-0-0	0-0-0		NEUTRAL		0-2-0		0-0-0		3-2-0				
4-5-0		0-3-0	0-0-0		CONFERENCE		2-1-0		0-0-0		2-1-0				
2-4-0		0-3-0	0-0-0		HOME		2-1-0		0-0-0		0-0-0				
2-1-0		0-0-0	0-0-0		AWAY		0-0-0		0-0-0		2-1-0				
0-0-0		0-0-0	0-0-0		NEUTRAL		0-0-0		0-0-0		0-0-0				
RPI	S	Opponent	Score	RPI	S	Opponent	Score	RPI	S	Opponent	Score	RPI	S	Opponent	Score
22	H	Hofstra	1 5	39	A	South Fla.	0 8	53	A	Longwood	7 10	125	H	Syracuse	2 4
22	H	Hofstra	2 8	40	A	UNCG	3 5	64	A	North Carolina	7 3	159	H	Charlotte	3 6
22	H	Hofstra	1 10	40	H	UNCG	1 4	64	H	North Carolina	2 1	159	H	Charlotte	2 5
				40	H	UNCG	6 4	75	N	Kansas	1 2	162	A	Campbell	7 3
								75	N	Kansas	1 6	167	H	North Texas	6 1
								78	A	NC State	0 7	178	A	UNCW	4 5
								82	H	Col. of Charleston	5 2	178	A	UNCW	4 0
								82	H	Col. of Charleston	5 13	178	A	UNCW	3 2
								82	H	Col. of Charleston	8 0	180	N	Chattanooga	4 3
												182	N	LIU Brooklyn	4 5
												184	H	Bowling Green	3 6
												184	H	Bowling Green	4 3
												204	N	Harvard	5 1
												232	N	Lehigh	1 3
												238	H	Mt. St. Mary's	8 0
												259	N	Princeton	15 1
												268	H	N.C. Central	5 4
												268	H	N.C. Central	5 4
												278	H	Rhode Island	6 2
												279	A	N.C. A&T	7 2
												291	H	Howard	7 2
												291	H	Howard	3 0
				LAST 10 GAMES											
				178	A	UNCW	4 5	22	H	Hofstra	1 5				
				178	A	UNCW	4 0	22	H	Hofstra	1 10				
				178	A	UNCW	3 2	279	A	N.C. A&T	7 2				
				53	A	Longwood	7 10	82	H	Col. of Charleston	5 13				
				22	H	Hofstra	2 8	82	H	Col. of Charleston	8 0				

Non-Div. I Games:

El on

Average RPI Win: 174		WON-LOST	WINNING	LAST 10	STRENGTH OF		OPP. STRENGTH	TEAM	ADJ	CONF.	ADJ CONF.				
Average RPI Loss: 110		RECORD	PCT. RANK	GAMES	SCHEDULE		OF SCHEDULE	RPI	RPI	RPI	RPI				
DIV. I ONLY		17-17-0	.5	141	6-4-0		153	120	136	.49955	140	22	22		
DIV. I NON-CONF.		11-13-0	.45833	163	1-0-0		92	85	119	.51046	120	22	22		
TOTALS		RPI 1-25	RPI 26-50		W-L RECORDS		RPI 51-100		RPI 101-150		RPI 150+				
17-17-0		0-4-0	0-0-0		OVERALL		3-5-0		2-2-0		12-6-0				
1-2-0		0-0-0	0-0-0		HOME		0-0-0		0-0-0		1-2-0				
5-6-0		0-2-0	0-0-0		AWAY		1-1-0		0-0-0		4-3-0				
11-9-0		0-2-0	0-0-0		NEUTRAL		2-4-0		2-2-0		7-1-0				
11-13-0		0-4-0	0-0-0		NON-CONFERENCE		3-5-0		2-2-0		6-2-0				
0-0-0		0-0-0	0-0-0		HOME		0-0-0		0-0-0		0-0-0				
1-4-0		0-2-0	0-0-		AWAY		1-1-0		0-0-0		0-1-0				
10-9-0		0-2-0	0-0-0		NEUTRAL		2-4-0		2-2-0		6-1-0				
6-4-0		0-0-0	0-0-0		CONFERENCE		0-0-0		0-0-0		6-4-0				
1-2-0		0-0-0	0-0-0		HOME		0-0-0		0-0-0		1-2-0				
4-2-0		0-0-0	0-0-0		AWAY		0-0-0		0-0-0		4-2-0				
1-0-0		0-0-0	0-0-0		NEUTRAL		0-0-0		0-0-0		1-0-0				
RPI	S	Opponent	Score	RPI	S	Opponent	Score	RPI	S	Opponent	Score	RPI	S	Opponent	Score
2	A	Oregon	2 10					86	N	Stanford	0 6	123	N	Toledo	15 6
2	A	Oregon	1 9					87	N	Hawai i	11 2	124	N	Nevada	5 7
6	N	Okl ahoma	3 6					87	N	Hawai i	3 6	135	N	Seattle U	7 1
21	N	Arkansas	2 5					87	N	Hawai i	4 1	147	N	UAB	3 5
								93	N	Bo ise St.	1 9	157	A	Grand Canyon	4 7
								95	A	Loyol a Marymount	1 2	165	A	Montana	3 0
								95	A	Loyol a Marymount	9 5	165	A	Montana	3 5
								95	N	Loyol a Marymount	1 6	165	A	Montana	11 5
												165	N	Montana	6 2
												170	H	Sacramento St.	3 4
												170	H	Sacramento St.	3 4
												170	H	Sacramento St.	4 3
												198	N	Bryant	4 3
												198	N	Bryant	12 2
												213	N	Paci fi c	4 5
												213	N	Paci fi c	6 4
												220	N	Army West Point	8 7
												234	N	Utah Valley	12 4
												234	N	Utah Valley	8 4
												236	A	Southern Utah	11 0
												236	A	Southern Utah	7 13
												236	A	Southern Utah	12 1
				LAST 10 GAMES											
				165	A	Montana	3 5	170	H	Sacramento St.	4 3				
				165	A	Montana	3 0	236	A	Southern Utah	11 0				
				165	A	Montana	11 5	236	A	Southern Utah	12 1				
				170	H	Sacramento St.	3 4	236	A	Southern Utah	7 13				
				170	H	Sacramento St.	3 4	198	N	Bryant	4 3				

Non-Div. I Games:

Weber St.



Average RPI Win:	166	WON-LOST RECORD	WINNING PCT. RANK	LAST 10 GAMES	STRENGTH OF SCHEDULE	OPP. STRENGTH OF SCHEDULE	TEAM RPI	ADJ RPI	CONF. RPI	ADJ CONF. RPI					
Average RPI Loss:	126														
DIV. I ONLY	16-16-0	.5	141	4-6-0	135	202	143	.49648	142	12	12				
DIV. I NON-CONF.	12-9-0	.57143	102	0-1-0	193	227	145	.49844	143	11	11				
<hr/>															
TOTALS	RPI 1-25	RPI 26-50		W-L RECORDS		RPI 51-100		RPI 101-150		RPI 150+					
16-16-0	0-0-0	0-0-0		OVERALL		4-4-0		4-10-0		8-2-0					
2-3-0	0-0-0	0-0-0		HOME		1-2-0		1-1-0		0-0-0					
5-9-0	0-0-0	0-0-0		AWAY		2-1-0		1-6-0		2-2-0					
9-4-0	0-0-0	0-0-0		NEUTRAL		1-1-0		2-3-0		6-0-0					
12-9-0	0-0-0	0-0-0		NON-CONFERENCE		1-1-0		3-6-0		8-2-0					
0-0-0	0-0-0	0-0-0		HOME		0-0-0		0-0-0		0-0-0					
3-5-0	0-0-0	0-0-		AWAY		0-0-0		1-3-0		2-2-0					
9-4-0	0-0-0	0-0-0		NEUTRAL		1-1-0		2-3-0		6-0-0					
4-7-0	0-0-0	0-0-0		CONFERENCE		3-3-0		1-4-0		0-0-0					
2-3-0	0-0-0	0-0-0		HOME		1-2-0		1-1-0		0-0-0					
2-4-0	0-0-0	0-0-0		AWAY		2-1-0		0-3-0		0-0-0					
0-0-0	0-0-0	0-0-0		NEUTRAL		0-0-0		0-0-0		0-0-0					
RPI	S	Opponent	Score	RPI	S	Opponent	Score	RPI	S	Opponent	Score				
				85 A Missouri St.				4	1	109 H Southern Ill.				6	9
				85 A Missouri St.				2	6	109 H Southern Ill.				7	6
				85 A Missouri St.				3	2	114 A Troy				0	7
				92 H UNI				3	7	120 A Central Mich.				3	8
				92 H UNI				0	5	124 N Nevada				3	1
				92 H UNI				2	0	131 N SIUE				0	5
				96 N Eastern Ky.				3	16	132 N UNLV				1	2
				96 N Eastern Ky.				7	2	132 N UNLV				4	1
										141 A UC Davis				1	5
										141 A UC Davis				4	0
										145 N Northern Colo.				2	6
										149 A Indiana St.				0	1
										149 A Indiana St.				0	2
										149 A Indiana St.				4	7
										157 A Grand Canyon				1	2
										157 A Grand Canyon				2	6
										158 A Charleston So.				5	4
										158 A Charleston So.				6	4
										189 N South Dakota				8	7
										194 N Utah St.				5	4
						259 N Princeton				10	8				
						268 N N. C. Central				3	0				
						282 N Tennessee St.				9	0				
						282 N Tennessee St.				3	1				
<hr/>															
				LAST 10 GAMES											
				92 H UNI				3	7	120 A Central Mich.				3	8
				92 H UNI				0	5	85 A Missouri St.				2	6
				92 H UNI				2	0	85 A Missouri St.				3	2
				109 H Southern Ill.				6	9	85 A Missouri St.				4	1
				109 H Southern Ill.				7	6	149 A Indiana St.				0	2

Non-Div. I Games:

Val parai so



Average RPI Win: 227		WON-LOST	WINNING	LAST 10	STRENGTH OF	OPP. STRENGTH	TEAM	ADJ	CONF.	ADJ CONF.		
Average RPI Loss: 150		RECORD	PCT. RANK	GAMES	SCHEDULE	OF SCHEDULE	RPI	RPI	RPI	RPI		
DIV. I ONLY		15-9-0	.625	68	8-2-0	224	252	144	.49568	143	26	27
DIV. I NON-CONF.		12-7-0	.63158	74	5-0-0	242	278	156	.48971	155	27	27
TOTALS		RPI 1-25	RPI 26-50		W-L RECORDS	RPI 51-100		RPI 101-150		RPI 150+		
15-9-0	0-0-0	0-0-0		OVERALL	0-1-0		2-3-0		13-5-0			
3-1-0	0-0-0	0-0-0		HOME	0-0-0		0-0-0		3-1-0			
6-2-0	0-0-0	0-0-0		AWAY	0-0-0		2-1-0		4-1-0			
6-6-0	0-0-0	0-0-0		NEUTRAL	0-1-0		0-2-0		6-3-0			
12-7-0	0-0-0	0-0-0		NON-CONFERENCE	0-1-0		0-2-0		12-4-0			
2-0-0	0-0-0	0-0-0		HOME	0-0-0		0-0-0		2-0-0			
4-1-0	0-0-0	0-0-0		AWAY	0-0-0		0-0-0		4-1-0			
6-6-0	0-0-0	0-0-0		NEUTRAL	0-1-0		0-2-0		6-3-0			
3-2-0	0-0-0	0-0-0		CONFERENCE	0-0-0		2-1-0		1-1-0			
1-1-0	0-0-0	0-0-0		HOME	0-0-0		0-0-0		1-1-0			
2-1-0	0-0-0	0-0-0		AWAY	0-0-0		2-1-0		0-0-0			
0-0-0	0-0-0	0-0-0		NEUTRAL	0-0-0		0-0-0		0-0-0			
RPI	S	Opponent	Score	RPI	S	Opponent	Score	RPI	S	Opponent	Score	
						96 N Eastern Ky.	0 4	111 N Morehead St.		0 6		
								121 N Nicholls St.		0 1		
								149 A Stony Brook		5 2		
								149 A Stony Brook		0 2		
								149 A Stony Brook		5 3		
								166 H Maine		3 2		
								166 H Maine		3 4		
								169 N Kent St.		1 9		
								171 A Winthrop		0 1		
								183 N Sacred Heart		0 4		
								188 N Delaware		1 5		
								208 H Central Conn. St.		7 4		
								208 H Central Conn. St.		4 2		
								210 N Omaha		5 4		
								210 N Omaha		4 2		
								237 A Hampton		3 1		
								237 A Hampton		7 1		
								249 N Youngstown St.		8 0		
								265 N La Salle		5 4		
								270 N Eastern Mich.		9 1		
								278 N Rhode Island		5 4		
								286 A Coppin St.		8 6		
								286 A Coppin St.		13 1		
LAST 10 GAMES												
				166 H Maine		3 4	208 H Central Conn. St.		7 4			
				166 H Maine		3 2	208 H Central Conn. St.		4 2			
				149 A Stony Brook		5 2	286 A Coppin St.		13 1			
				149 A Stony Brook		5 3	286 A Coppin St.		8 6			
				149 A Stony Brook		0 2	210 N Omaha		5 4			

Non-Div. I Games:

Albany (NY)



Average RPI Win: 193		WON-LOST	WINNING	LAST 10	STRENGTH OF		OPP. STRENGTH	TEAM	ADJ	CONF.	ADJ CONF.			
Average RPI Loss: 118		RECORD	PCT. RANK	GAMES	SCHEDULE		OF SCHEDULE	RPI	RPI	RPI	RPI			
DIV. I ONLY		23-20-0	.53488	125	5-5-0		181	178	146	.49475	145			
DIV. I NON-CONF.		18-16-0	.52941	123	0-1-0		129	147	110	.51433	115			
TOTALS		RPI 1-25	RPI 26-50		W-L RECORDS		RPI 51-100		RPI 101-150		RPI 150+			
23-20-0		0-3-0	0-1-0		OVERALL		0-6-0		3-4-0		20-6-0			
4-3-0		0-0-0	0-0-0		HOME		0-1-0		0-0-0		4-2-0			
5-9-0		0-2-0	0-0-0		AWAY		0-3-0		1-1-0		4-3-0			
14-8-0		0-1-0	0-1-0		NEUTRAL		0-2-0		2-3-0		12-1-0			
18-16-0		0-3-0	0-1-0		NON-CONFERENCE		0-6-0		3-4-0		15-2-0			
0-1-0		0-0-0	0-0-0		HOME		0-1-0		0-0-0		0-0-0			
4-7-0		0-2-0	0-0-		AWAY		0-3-0		1-1-0		3-1-0			
14-8-0		0-1-0	0-1-0		NEUTRAL		0-2-0		2-3-0		12-1-0			
5-4-0		0-0-0	0-0-0		CONFERENCE		0-0-0		0-0-0		5-4-0			
4-2-0		0-0-0	0-0-0		HOME		0-0-0		0-0-0		4-2-0			
1-2-0		0-0-0	0-0-0		AWAY		0-0-0		0-0-0		1-2-0			
0-0-0		0-0-0	0-0-0		NEUTRAL		0-0-0		0-0-0		0-0-0			
RPI	S	Opponent	Score		RPI	S	Opponent	Score		RPI	S	Opponent	Score	
1	N	Washing ton	0	8	29	N	Wichi ta St.	1	7	75	A	Kansas	1	4
21	A	Arkansas	0	1						75	A	Kansas	3	8
21	A	Arkansas	0	9						77	N	DePaul	0	2
										79	A	Colorado St.	4	9
										79	H	Colorado St.	1	9
										96	N	Eastern Ky.	0	4
										124	N	Nevada	1	2
										124	N	Nevada	2	6
										135	N	Seattle U	4	7
										135	N	Seattle U	1	0
										141	A	UC Davis	1	0
										141	A	UC Davi s	1	2
										142	N	Val parai so	6	2
										153	A	Sam Houston St.	3	7
										153	A	Sam Houston St.	3	1
										154	N	Dartmouth	3	2
										170	H	Sacramento St.	12	4
										170	H	Sacramento St.	12	13
										170	H	Sacramento St.	9	8
										185	N	Saint Louis	8	0
										186	N	Loyola Chicago	5	0
										190	N	Western Ill.	5	1
										194	N	Utah St.	3	2
										194	N	Utah St.	3	2
										203	N	Seton Hall	5	0
										208	N	Central Conn. St.	0	6
										208	N	Central Conn. St.	8	3
										209	N	Murray St.	5	2
										213	A	Paci fic	5	2
										213	A	Paci fic	9	8
										216	N	Wright St.	12	3
										218	N	UMKC	8	0
										228	N	IUPUI	15	1
										236	H	Southern Utah	4	9
										236	H	Southern Utah	12	4
										236	H	Southern Utah	14	10
										253	A	Idaho St.	4	9
										253	A	Idaho St.	13	8
										253	A	Idaho St.	0	1
LAST 10 GAMES					253	A	Idaho St.	0	1	236	H	Southern Utah	12	4
					253	A	Idaho St.	13	8	236	H	Southern Utah	4	9
					253	A	Idaho St.	4	9	170	H	Sacramento St.	12	13
					79	H	Colorado St.	1	9	170	H	Sacramento St.	12	4
					236	H	Southern Utah	14	10	170	H	Sacramento St.	9	8

Non-Div. I Games:

Northern Colo.

Average RPI Win: 194		WON-LOST	WINNING	LAST 10	STRENGTH OF		OPP. STRENGTH	TEAM	ADJ	CONF.	ADJ CONF.		
Average RPI Loss: 140		RECORD	PCT. RANK	GAMES	SCHEDULE		OF SCHEDULE	RPI	RPI	RPI	RPI		
DIV. I ONLY		23-14-0	.62162	73	5-5-0		240	183	145	.49298	146		
DIV. I NON-CONF.		16-9-0	.64	67	1-1-0		231	215	134	.50348	136		
TOTALS		RPI 1-25	RPI 26-50		W-L RECORDS		RPI 51-100		RPI 101-150		RPI 150+		
23-14-0	0-1-0	0-0-0		OVERALL		0-3-0		5-3-0		18-7-0			
12-6-0	0-0-0	0-0-0		HOME		0-2-0		5-3-0		7-1-0			
6-6-0	0-1-0	0-0-0		AWAY		0-1-0		0-0-0		6-4-0			
5-2-0	0-0-0	0-0-0		NEUTRAL		0-0-0		0-0-0		5-2-0			
16-9-0	0-1-0	0-0-0		NON-CONFERENCE		0-3-0		4-1-0		12-4-0			
9-3-0	0-0-0	0-0-0		HOME		0-2-0		4-1-0		5-0-0			
2-4-0	0-1-0	0-0-0		AWAY		0-1-0		0-0-0		2-2-0			
5-2-0	0-0-0	0-0-0		NEUTRAL		0-0-0		0-0-0		5-2-0			
7-5-0	0-0-0	0-0-0		CONFERENCE		0-0-0		1-2-0		6-3-0			
3-3-0	0-0-0	0-0-0		HOME		0-0-0		1-2-0		2-1-0			
4-2-0	0-0-0	0-0-0		AWAY		0-0-0		0-0-0		4-2-0			
0-0-0	0-0-0	0-0-0		NEUTRAL		0-0-0		0-0-0		0-0-0			
RPI S Opponent	Score		RPI S Opponent	Score		RPI S Opponent	Score		RPI S Opponent	Score			
13 A	LSU	3	7			54 A	South Ala.	0	8	123 H	Toledo	0	1
						72 H	Austin Peay	0	5	127 H	Jacksonville St.	6	2
						72 H	Austin Peay	1	6	128 H	Middle Tenn.	2	5
										128 H	Middle Tenn.	8	6
										128 H	Middle Tenn.	4	7
										131 H	SIUE	10	4
										149 H	Indiana St.	7	1
										149 H	Indiana St.	6	2
										155 H	Evansville	3	1
										159 A	Charlotte	5	1
										159 A	Charlotte	3	2
										159 A	Charlotte	0	3
										163 A	Gardner-Webb	4	5
										168 A	Southern Mi ss.	0	2
										168 A	Southern Mi ss.	4	1
										168 A	Southern Mi ss.	11	3
										180 A	Chattanooga	7	2
										183 N	Sacred Heart	1	0
										206 H	Dayton	1	0
										206 H	Dayton	1	0
										209 A	Murray St.	6	10
										211 H	UTEP	10	8
										211 H	UTEP	8	6
										211 H	UTEP	4	6
										227 N	Tennessee Tech	6	7
										227 N	Tennessee Tech	5	9
										237 A	Hampton	7	6
										237 N	Hampton	10	2
										240 H	Green Bay	10	0
										240 H	Green Bay	6	5
										249 N	Youngstown St.	17	6
										282 N	Tennessee St.	10	0
										282 N	Tennessee St.	16	4
				LAST 10 GAMES									
				211 H	UTEP	8	6	159 A	Charlotte	3	2		
				211 H	UTEP	10	8	159 A	Charlotte	5	1		
				211 H	UTEP	4	6	127 H	Jacksonville St.	6	2		
				209 A	Murray St.	6	10	128 H	Middle Tenn.	2	5		
				159 A	Charlotte	0	3	128 H	Middle Tenn.	4	7		

Non-Div. I Games:

Western Ky.

UAB

Average RPI Win: 163		WON-LOST	WINNING	LAST 10	STRENGTH OF		OPP. STRENGTH	TEAM	ADJ		CONF.	ADJ CONF.			
Average RPI Loss: 90		RECORD	PCT. RANK	GAMES	SCHEDULE		OF SCHEDULE	RPI	RPI		RPI	RPI			
DIV. I ONLY		15-24-1	.3875	205	5-5-0		82	95	148		.4917	147			
DIV. I NON-CONF.		8-20-0	.28571	238	1-3-0		39	82	166		.48483	166			
TOTALS		RPI 1-25	RPI 26-50		W-L RECORDS		RPI 51-100		RPI 101-150		RPI 150+				
15-24-1		0-4-0	0-6-0		OVERALL		3-5-1		4-4-0		8-5-0				
4-5-1		0-1-0	0-0-0		HOME		1-2-1		2-2-0		1-0-0				
5-9-0		0-1-0	0-5-0		AWAY		0-1-0		1-0-0		4-2-0				
6-10-0		0-2-0	0-1-0		NEUTRAL		2-2-0		1-2-0		3-3-0				
8-20-0		0-4-0	0-6-0		NON-CONFERENCE		2-4-0		2-3-0		4-3-0				
1-3-0		0-1-0	0-0-0		HOME		0-1-0		0-1-0		1-0-0				
1-7-0		0-1-0	0-0-		AWAY		0-1-0		1-0-0		0-0-0				
6-10-0		0-2-0	0-1-0		NEUTRAL		2-2-0		1-2-0		3-3-0				
7-4-1		0-0-0	0-0-0		CONFERENCE		1-1-1		2-1-0		4-2-0				
3-2-1		0-0-0	0-0-0		HOME		1-1-1		2-1-0		0-0-0				
4-2-0		0-0-0	0-0-0		AWAY		0-0-0		0-0-0		4-2-0				
0-0-0		0-0-0	0-0-0		NEUTRAL		0-0-0		0-0-0		0-0-0				
RPI	S	Opponent	Score	RPI	S	Opponent	Score	RPI	S	Opponent	Score	RPI	S	Opponent	Score
4	N	UCLA	0 8	28	N	Michigan	0 7	52	A	Lipscomb	0 2	108	N	Cal Poly	4 7
7	N	Florida	0 6	39	A	South Fla.	3 6	54	H	South Ala.	4 6	114	A	Troy	1 0
18	A	Alabama	5 10	42	A	Louisville	0 15	58	N	Georgia St.	4 15	127	H	Jacksonville St.	1 4
18	H	Alabama	0 4	42	A	Louisville	2 6	61	N	Eastern Ill.	6 3	128	H	Middle Tenn.	3 4
				49	A	Kennesaw St.	3 11	86	N	Stanford	6 12	128	H	Middle Tenn.	3 2
				49	A	Kennesaw St.	2 4	90	N	Illinois St.	2 1	128	H	Middle Tenn.	1 0
								91	H	Marshall	6 9	131	N	SIUE	2 5
								91	H	Marshall	2 1	140	N	Weber St.	5 3
								91	H	Marshall	1 1	168	A	Southern Miss.	7 3
												168	A	Southern Miss.	9 1
												168	A	Southern Miss.	2 3
												201	N	Miami (OH)	0 4
												209	N	Murray St.	6 2
												209	N	Murray St.	2 4
												211	A	UTEP	11 0
												211	A	UTEP	13 16
												211	A	UTEP	8 6
												220	N	Army West Point	9 1
												227	N	Tennessee Tech	8 1
												228	N	IUPUI	2 6
												285	H	Alabama A&M	10 1
				LAST 10 GAMES											
				168 A Southern Miss.				128 H Middle Tenn.				3 2			
				168 A Southern Miss.				128 H Middle Tenn.				1 0			
				168 A Southern Miss.				127 H Jacksonville St.				1 4			
				52 A Lipscomb				285 H Alabama A&M				10 1			
				128 H Middle Tenn.				18 A Alabama				5 10			

Non-Div. I Games:

UAB

UTSA

Average RPI Win: 152		WON-LOST RECORD		WINNING PCT. RANK		LAST 10 GAMES		STRENGTH OF SCHEDULE		OPP. STRENGTH OF SCHEDULE		TEAM RPI		ADJ RPI		CONF. RPI		ADJ CONF. RPI			
DIV. I ONLY		16-18-0		.47059 165		3-7-0		160		113		149		.49168 148		15		15			
DIV. I NON-CONF.		11-11-0		.5 138		0-1-0		144		97		131		.50788 126		13		13			
TOTALS		RPI 1-25		RPI 26-50		W-L RECORDS		RPI 51-100		RPI 101-150		RPI 150+									
16-18-0		0-1-0		0-4-0		OVERALL		6-5-0		1-2-0		9-6-0									
8-8-0		0-1-0		0-1-0		HOME		3-3-0		1-0-0		4-3-0									
4-6-0		0-0-0		0-3-0		AWAY		3-1-0		0-0-0		1-2-0									
4-4-0		0-0-0		0-0-0		NEUTRAL		0-1-0		0-2-0		4-1-0									
11-11-0		0-1-0		0-4-0		NON-CONFERENCE		3-2-0		1-2-0		7-2-0									
6-4-0		0-1-0		0-1-0		HOME		2-1-0		1-0-0		3-1-0									
1-3-0		0-0-0		0-0-		AWAY		1-0-0		0-0-0		0-0-0									
4-4-0		0-0-0		0-0-0		NEUTRAL		0-1-0		0-2-0		4-1-0									
5-7-0		0-0-0		0-0-0		CONFERENCE		3-3-0		0-0-0		2-4-0									
2-4-0		0-0-0		0-0-0		HOME		1-2-0		0-0-0		1-2-0									
3-3-0		0-0-0		0-0-0		AWAY		2-1-0		0-0-0		1-2-0									
0-0-0		0-0-0		0-0-0		NEUTRAL		0-0-0		0-0-0		0-0-0									
RPI S	Opponent	Score		RPI S	Opponent	Score		RPI S	Opponent	Score		RPI S	Opponent	Score							
25 H	Texas St.	1	7	33 A	Texas	0	1	60 A	UCF	2	0	109 H	Southern Ill.	6	4						
				33 H	Texas	0	1	63 N	Ga. Southern	4	12	125 N	Syracuse	0	8						
				47 A	Texas Tech	0	5	70 A	FIU	5	8	132 N	UNLV	5	6						
				50 A	Houston	0	7	70 A	FIU	3	2	155 H	Abilene Christian	4	2						
								70 A	FIU	2	0	167 H	North Texas	2	4						
								75 H	Kansas	1	12	167 H	North Texas	9	6						
								85 H	Missouri St.	4	3	167 H	North Texas	1	2						
								89 H	Lamar University	4	2	184 N	Bowling Green	1	3						
								91 H	Marshall	2	1	184 N	Bowling Green	7	3						
								91 H	Marshall	0	3	200 N	New Mexico	8	0						
								91 H	Marshall	2	4	200 N	New Mexico	3	2						
												203 H	Seton Hall	1	3						
												211 A	UTEP	7	2						
												211 A	UTEP	5	8						
												211 A	UTEP	4	5						
												244 H	Prairie View	10	1						
												244 H	Prairie View	9	1						
												254 N	Yale	5	0						
				LAST 10 GAMES																	
				91 H Marshall				2 1				211 A UTEP				4 5					
				91 H Marshall				0 3				211 A UTEP				5 8					
				91 H Marshall				2 4				167 H North Texas				1 2					
				33 A Texas				0 1				167 H North Texas				2 4					
				211 A UTEP				7 2				167 H North Texas				9 6					

Non-Div. I Games:

UTSA

Average RPI Win:		184	WON-LOST RECORD		WINNING PCT. RANK		LAST 10 GAMES		STRENGTH OF SCHEDULE		OPP. STRENGTH OF SCHEDULE		TEAM RPI		ADJ RPI		CONF. RPI		ADJ CONF. RPI					
DIV. I ONLY			17-17-0		.5		141		3-7-0		178		150		155		.48955		149		12		12	
DIV. I NON-CONF.			12-11-0		.52174		128		0-1-0		209		225		167		.48499		165		11		11	
TOTALS		RPI 1-25		RPI 26-50		W-L RECORDS		RPI 51-100		RPI 101-150		RPI 150+												
17-17-0		0-0-0		0-2-0		OVERALL		2-7-0		5-5-0		10-3-0												
4-4-0		0-0-0		0-2-0		HOME		0-0-0		4-2-0		0-0-0												
2-9-0		0-0-0		0-0-0		AWAY		1-7-0		0-2-0		1-0-0												
11-4-0		0-0-0		0-0-0		NEUTRAL		1-0-0		1-1-0		9-3-0												
12-11-0		0-0-0		0-0-0		NON-CONFERENCE		1-5-0		1-3-0		10-3-0												
0-0-0		0-0-0		0-0-0		HOME		0-0-0		0-0-0		0-0-0												
1-7-0		0-0-0		0-0-		AWAY		0-5-0		0-2-0		1-0-0												
11-4-0		0-0-0		0-0-0		NEUTRAL		1-0-0		1-1-0		9-3-0												
5-6-0		0-0-0		0-2-0		CONFERENCE		1-2-0		4-2-0		0-0-0												
4-4-0		0-0-0		0-2-0		HOME		0-0-0		4-2-0		0-0-0												
1-2-0		0-0-0		0-0-0		AWAY		1-2-0		0-0-0		0-0-0												
0-0-0		0-0-0		0-0-0		NEUTRAL		0-0-0		0-0-0		0-0-0												
RPI	S	Opponent		Score		RPI	S	Opponent		Score		RPI	S	Opponent		Score								
				41	H	Drake		0	8	52	A	Lipscomb	4	6	102	H	Bradley	4	5					
				41	H	Drake		0	4	61	A	Eastern Ill.	0	2	102	H	Bradley	2	5					
										63	N	Ga. Southern	2	1	102	H	Bradley	6	5					
										66	A	Memphis	2	9	123	N	Toledo	7	2					
										73	A	Southeast Mo. St.	1	4	123	N	Toledo	1	4					
										73	A	Southeast Mo. St.	1	5	142	H	Valparaiso	1	0					
										90	A	Illinois St.	5	1	142	H	Valparaiso	2	0					
										90	A	Illinois St.	5	6	142	H	Valparaiso	7	4					
										90	A	Illinois St.	3	4	146	A	Western Ky.	1	7					
															146	A	Western Ky.	2	6					
															175	N	Butler	1	2					
															180	A	Chattanooga	3	2					
															183	N	Sacred Heart	0	4					
															183	N	Sacred Heart	2	0					
															184	N	Bowling Green	7	6					
															192	N	ETSU	4	5					
															192	N	ETSU	4	3					
															227	N	Tennessee Tech	7	4					
															240	N	Green Bay	1	0					
															276	N	Mississippi Val.	9	1					
															282	N	Tennessee St.	8	7					
															282	N	Tennessee St.	14	0					
															282	N	Tennessee St.	14	1					
				LAST 10 GAMES																				
				102	H	Bradley		6	5	90	A	Illinois St.		5	1									
				102	H	Bradley		2	5	90	A	Illinois St.		3	4									
				102	H	Bradley		4	5	41	H	Drake		0	8									
				61	A	Eastern Ill.		0	2	41	H	Drake		0	4									
				90	A	Illinois St.		5	6	142	H	Valparaiso		2	0									

**Non-Div. I Games:**

Indiana St.

Average RPI Win: 199		WON-LOST	WINNING	LAST 10	STRENGTH OF		OPP. STRENGTH	TEAM	ADJ		CONF.	ADJ CONF.					
Average RPI Loss: 125		RECORD	PCT. RANK	GAMES	SCHEDULE		OF SCHEDULE	RPI	RPI		RPI	RPI					
DIV. I ONLY		12-13-0	.48	159	5-5-0		120	232	147		26	27					
DIV. I NON-CONF.		11-11-0	.5	138	4-3-0		161	232	155		27	27					
TOTALS		RPI 1-25	RPI 26-50		W-L RECORDS		RPI 51-100		RPI 101-150		RPI 150+						
12-13-0		0-0-0	0-3-0		OVERALL		1-2-0		2-5-0		9-3-0						
2-3-0		0-0-0	0-0-0		HOME		0-0-0		1-2-0		1-1-0						
2-3-0		0-0-0	0-2-0		AWAY		0-1-0		0-0-0		2-0-0						
8-7-0		0-0-0	0-1-0		NEUTRAL		1-1-0		1-3-0		6-2-0						
11-11-0		0-0-0	0-3-0		NON-CONFERENCE		1-2-0		1-3-0		9-3-0						
1-1-0		0-0-0	0-0-0		HOME		0-0-0		0-0-0		1-1-0						
2-3-0		0-0-0	0-0-		AWAY		0-1-0		0-0-0		2-0-0						
8-7-0		0-0-0	0-1-0		NEUTRAL		1-1-0		1-3-0		6-2-0						
1-2-0		0-0-0	0-0-0		CONFERENCE		0-0-0		1-2-0		0-0-0						
1-2-0		0-0-0	0-0-0		HOME		0-0-0		1-2-0		0-0-0						
0-0-0		0-0-0	0-0-0		AWAY		0-0-0		0-0-0		0-0-0						
0-0-0		0-0-0	0-0-0		NEUTRAL		0-0-0		0-0-0		0-0-0						
RPI	S	Opponent	Score		RPI	S	Opponent	Score		RPI	S	Opponent	Score				
			28	N	Michigan	0	7	67	N	Pittsburgh	7	5	109	N	Southern Ill.	2	6
			34	A	James Madison	0	13	74	N	Ohio	3	10	113	N	East Carolina	3	16
			48	A	FGCU	1	2	84	A	UC Riverside	1	4	116	N	Rutgers	5	2
													134	N	UConn	1	2
													143	H	Albany (NY)	2	5
													143	H	Albany (NY)	2	0
													143	H	Albany (NY)	3	5
													183	H	Sacred Heart	0	4
													183	H	Sacred Heart	3	2
													205	N	Florida A&M	4	3
													216	N	Wright St.	5	3
													216	N	Wright St.	5	2
													226	A	Manhattan	6	5
													226	A	Manhattan	6	1
													246	N	Saint Mary's (CA)	7	2
													246	N	Saint Mary's (CA)	1	7
													261	N	Fairleigh Dickinson	1	0
													288	N	Brown	5	1
													288	N	Brown	2	10
LAST 10 GAMES																	
			183	H	Sacred Heart	3	2	143	H	Albany (NY)	2	0					
			183	H	Sacred Heart	0	4	143	H	Albany (NY)	3	5					
			226	A	Manhattan	6	1	261	N	Fairleigh Dickinson	1	0					
			226	A	Manhattan	6	5	74	N	Ohio	3	10					
			143	H	Albany (NY)	2	5	113	N	East Carolina	3	16					

Non-Div. I Games:

Stony Brook



Average RPI Win: 208		WON-LOST	WINNING	LAST 10	STRENGTH OF		OPP. STRENGTH	TEAM	ADJ		CONF.	ADJ CONF.
Average RPI Loss: 92		RECORD	PCT. RANK	GAMES	SCHEDULE		OF SCHEDULE	RPI	RPI		RPI	RPI
DIV. I ONLY		22-15-0	.59459	86	6-4-0		249	126	153		.48951	151
DIV. I NON-CONF.		12-9-0	.57143	102	1-0-0		254	100	158		.48879	156
TOTALS		RPI 1-25	RPI 26-50		W-L RECORDS		RPI 51-100		RPI 101-150		RPI 150+	
22-15-0		0-4-0	0-2-0		OVERALL		2-4-0		4-1-0		16-4-0	
14-6-0		0-0-0	0-1-0		HOME		1-0-0		3-1-0		10-4-0	
5-6-0		0-4-0	0-0-0		AWAY		1-2-0		0-0-0		4-0-0	
3-3-0		0-0-0	0-1-0		NEUTRAL		0-2-0		1-0-0		2-0-0	
12-9-0		0-4-0	0-2-0		NON-CONFERENCE		1-2-0		2-0-0		9-1-0	
8-2-0		0-0-0	0-1-0		HOME		1-0-0		1-0-0		6-1-0	
1-4-0		0-4-0	0-0-		AWAY		0-0-0		0-0-0		1-0-0	
3-3-0		0-0-0	0-1-0		NEUTRAL		0-2-0		1-0-0		2-0-0	
10-6-0		0-0-0	0-0-0		CONFERENCE		1-2-0		2-1-0		7-3-0	
6-4-0		0-0-0	0-0-0		HOME		0-0-0		2-1-0		4-3-0	
4-2-0		0-0-0	0-0-0		AWAY		1-2-0		0-0-0		3-0-0	
0-0-0		0-0-0	0-0-0		NEUTRAL		0-0-0		0-0-0		0-0-0	
RPI S	Opponent	Score	RPI S	Opponent	Score	RPI S	Opponent	Score	RPI S	Opponent	Score	
19 A	Mississippi St.	2 3	32 H	Ole Miss	0 8	66 N	Memphis	2 8	118 H	Belmont	6 5	
23 A	Missouri	4 6	41 N	Drake	2 7	76 H	Louisiana Tech	7 1	121 H	Nicholls St.	0 2	
23 A	Missouri	0 8				89 A	Lamar University	3 4	121 H	Nicholls St.	6 4	
24 A	Louisiana	0 4				89 A	Lamar University	7 0	121 H	Nicholls St.	3 2	
						89 A	Lamar University	2 5	126 N	Creighton	4 3	
						98 N	North Florida	0 3	155 H	Abilene Christian	3 2	
									155 H	Abilene Christian	4 5	
									155 H	Abilene Christian	1 7	
									168 A	Southern Miss.	9 3	
									210 H	Omaha	4 1	
									210 H	Omaha	9 11	
									229 H	Detroit Mercy	2 1	
									241 H	Houston Baptist	4 6	
									241 H	Houston Baptist	2 0	
									241 H	Houston Baptist	8 2	
									250 A	A&M-Corpus Christi	17 5	
									250 A	A&M-Corpus Christi	9 4	
									250 A	A&M-Corpus Christi	16 2	
									250 H	A&M-Corpus Christi	6 0	
									274 H	Alcorn	10 5	
									274 H	Alcorn	9 1	
									275 N	UMBC	9 1	
									275 N	UMBC	4 3	
									291 H	Howard	12 1	
									291 H	Howard	12 2	
LAST 10 GAMES												
						241 H	Houston Baptist	2 0	89 A	Lamar University	2 5	
						241 H	Houston Baptist	4 6	121 H	Nicholls St.	0 2	
						241 H	Houston Baptist	8 2	121 H	Nicholls St.	3 2	
						89 A	Lamar University	3 4	121 H	Nicholls St.	6 4	
						89 A	Lamar University	7 0	274 H	Alcorn	10 5	

Non-Div. I Games:

Southeastern La.

Average RPI Win: 205		WON-LOST	WINNING	LAST 10	STRENGTH OF		OPP. STRENGTH	TEAM	ADJ	CONF.	ADJ CONF.						
Average RPI Loss: 115		RECORD	PCT. RANK	GAMES	SCHEDULE		OF SCHEDULE	RPI	RPI	RPI	RPI						
DIV. I ONLY		19-16-0	.54286	116	6-4-0		209	169	158	.4895	152						
DIV. I NON-CONF.		13-12-0	.52	130	0-1-0		181	162	151	.49639	147						
TOTALS		RPI 1-25	RPI 26-50		W-L RECORDS		RPI 51-100		RPI 101-150		RPI 150+						
19-16-0	0-1-0	1-3-0		OVERALL		1-4-0		0-3-0		17-5-0							
2-3-0	0-0-0	0-0-0		HOME		0-0-0		0-1-0		2-2-0							
4-3-0	0-0-0	0-0-0		AWAY		0-0-0		0-1-0		4-2-0							
13-10-0	0-1-0	1-3-0		NEUTRAL		1-4-0		0-1-0		11-1-0							
13-12-0	0-1-0	1-3-0		NON-CONFERENCE		1-4-0		0-2-0		11-2-0							
0-1-0	0-0-0	0-0-0		HOME		0-0-0		0-0-0		0-1-0							
0-1-0	0-0-0	0-0-0		AWAY		0-0-0		0-1-0		0-0-0							
13-10-0	0-1-0	1-3-0		NEUTRAL		1-4-0		0-1-0		11-1-0							
6-4-0	0-0-0	0-0-0		CONFERENCE		0-0-0		0-1-0		6-3-0							
2-2-0	0-0-0	0-0-0		HOME		0-0-0		0-1-0		2-1-0							
4-2-0	0-0-0	0-0-0		AWAY		0-0-0		0-0-0		4-2-0							
0-0-0	0-0-0	0-0-0		NEUTRAL		0-0-0		0-0-0		0-0-0							
RPI S Opponent Score	RPI S Opponent Score		RPI S Opponent Score		RPI S Opponent Score		RPI S Opponent Score		RPI S Opponent Score		RPI S Opponent Score						
10 N Tennessee 2 6	30 N Oklahoma St. 5 21		39 N South Fla. 5 6		60 N UCF 6 3		112 A Michigan St. 1 6		120 H Central Mich. 2 5		135 N Seattle U 8 11						
	44 N Wisconsin 0 7		46 N BYU 2 1		61 N Eastern Ill. 3 11		169 A Kent St. 12 1		169 A Kent St. 7 8		169 A Kent St. 0 1						
					73 N Southeast Mo. St. 7 8		173 N Purdue 15 7		184 A Bowling Green 1 0		184 A Bowling Green 5 3						
					82 N Col. of Charleston 3 9		184 A Bowling Green 14 1		190 N Western Ill. 1 0		193 N Villanova 12 5						
					94 N San Diego St. 0 5		208 N Central Conn. St. 4 3		216 N Wright St. 0 4		217 N UT Martin 8 2						
							223 H Fort Wayne 6 9		242 N Penn 5 2		242 N Penn 4 3						
							256 N Delaware St. 14 6		260 N Niagara 2 1		267 H Akron 5 2						
							267 H Akron 4 5		267 H Akron 9 2		271 N Alabama St. 6 0						
							283 N Rider 3 1										
LAST 10 GAMES																	
267 H Akron 4 5				184 A Bowling Green 5 3				184 A Bowling Green 1 0									
267 H Akron 5 2				112 A Michigan St. 1 6				169 A Kent St. 12 1									
267 H Akron 9 2				169 A Kent St. 7 8													
120 H Central Mich. 2 5																	
184 A Bowling Green 14 1																	

Non-Div. I Games:

Western Mich.

Average RPI Win: 163		WON-LOST	WINNING	LAST 10	STRENGTH OF		OPP. STRENGTH	TEAM	ADJ		CONF.	ADJ CONF.
Average RPI Loss: 93		RECORD	PCT. RANK	GAMES	SCHEDULE		OF SCHEDULE	RPI	RPI		RPI	RPI
DIV. I ONLY		14-26-0	.35	225	3-7-0		56	114	150		.48867	153
DIV. I NON-CONF.		8-17-0	.32	226	1-1-0		46	106	157		.48778	157
TOTALS		RPI 1-25	RPI 26-50		W-L RECORDS		RPI 51-100		RPI 101-150		RPI 150+	
14-26-0		0-7-0	0-3-0		OVERALL		3-6-0		3-6-0		8-4-0	
7-11-0		0-1-0	0-3-0		HOME		2-4-0		1-1-0		4-2-0	
3-12-0		0-6-0	0-0-0		AWAY		0-0-0		2-5-0		1-1-0	
4-3-0		0-0-0	0-0-0		NEUTRAL		1-2-0		0-0-0		3-1-0	
8-17-0		0-7-0	0-3-0		NON-CONFERENCE		1-2-0		2-1-0		5-4-0	
2-7-0		0-1-0	0-3-0		HOME		0-0-0		1-1-0		1-2-0	
2-7-0		0-6-0	0-0-		AWAY		0-0-0		1-0-0		1-1-0	
4-3-0		0-0-0	0-0-0		NEUTRAL		1-2-0		0-0-0		3-1-0	
6-9-0		0-0-0	0-0-0		CONFERENCE		2-4-0		1-5-0		3-0-0	
5-4-0		0-0-0	0-0-0		HOME		2-4-0		0-0-0		3-0-0	
1-5-0		0-0-0	0-0-0		AWAY		0-0-0		1-5-0		0-0-0	
0-0-0		0-0-0	0-0-0		NEUTRAL		0-0-0		0-0-0		0-0-0	
RPI S	Opponent	Score	RPI S	Opponent	Score	RPI S	Opponent	Score	RPI S	Opponent	Score	
1 H	Washington	1 13	29 H	Wichita St.	0 3	56 H	McNeese	2 10	103 A	UT Arlington	5 1	
12 A	Texas A&M	0 3	50 H	Houston	11 13	56 H	McNeese	4 7	130 A	SFA	0 3	
12 A	Texas A&M	1 9	50 H	Houston	0 6	56 H	McNeese	5 0	130 A	SFA	1 7	
19 A	Mississippi St.	0 5				65 N	Mercer	1 0	130 A	SFA	1 0	
19 A	Mississippi St.	0 9				77 N	DePaul	0 10	144 A	Central Ark.	6 7	
25 A	Texas St.	0 3				77 N	DePaul	0 5	144 A	Central Ark.	2 3	
25 A	Texas St.	2 3				89 H	Lamar University	5 10	144 A	Central Ark.	4 10	
						89 H	Lamar University	8 4	145 H	Northern Colo.	1 3	
						89 H	Lamar University	1 6	145 H	Northern Colo.	7 3	
									167 A	North Texas	4 3	
									181 H	Incarnate Word	7 2	
									181 H	Incarnate Word	4 0	
									181 H	Incarnate Word	8 0	
									191 N	Portland St.	6 4	
									191 N	Portland St.	2 8	
									203 H	Seton Hall	6 10	
									245 H	Marist	2 6	
									245 H	Marist	3 2	
									255 A	Texas Southern	4 5	
									274 N	Alcorn	1 0	
									274 N	Alcorn	5 2	
LAST 10 GAMES												
			89 H	Lamar University	8 4				130 A	SFA	1 0	
			89 H	Lamar University	1 6				130 A	SFA	1 7	
			89 H	Lamar University	5 10				255 A	Texas Southern	4 5	
			167 A	North Texas	4 3				144 A	Central Ark.	4 10	
			130 A	SFA	0 3				144 A	Central Ark.	6 7	

Non-Div. I Games:

Sam Houston St.

[illegible]

**Non-Div. I Games:**

Dartmouth

Average RPI Win:		175	WON-LOST RECORD		WINNING PCT. RANK		LAST 10 GAMES		STRENGTH OF SCHEDULE		OPP. STRENGTH OF SCHEDULE		TEAM RPI		ADJ RPI		CONF. RPI		ADJ CONF. RPI	
DIV. I ONLY			13-20-0		.39394 195		4-6-0		70		168		152		.48832 155		17		17	
DIV. I NON-CONF.			6-12-0		.33333 216		0-1-0		22		80		136		.50151 139		17		17	
TOTALS		RPI 1-25		RPI 26-50		W-L RECORDS		RPI 51-100		RPI 101-150		RPI 150+								
13-20-0		0-5-0		0-0-0		OVERALL		0-3-0		4-6-0		9-6-0								
4-7-0		0-3-0		0-0-0		HOME		0-0-0		1-2-0		3-2-0								
5-7-0		0-1-0		0-0-0		AWAY		0-0-0		1-3-0		4-2-0								
4-6-0		0-0-0		0-0-0		NEUTRAL		0-3-0		2-1-0		2-2-0								
6-12-0		0-5-0		0-0-0		NON-CONFERENCE		0-3-0		2-2-0		4-2-0								
2-3-0		0-3-0		0-0-0		HOME		0-0-0		0-0-0		2-0-0								
0-3-0		0-2-0		0-0-		AWAY		0-0-0		0-1-0		0-0-0								
4-6-0		0-0-0		0-0-0		NEUTRAL		0-3-0		2-1-0		2-2-0								
7-8-0		0-0-0		0-0-0		CONFERENCE		0-0-0		2-4-0		5-4-0								
2-4-0		0-0-0		0-0-0		HOME		0-0-0		1-2-0		1-2-0								
5-4-0		0-0-0		0-0-0		AWAY		0-0-0		1-2-0		4-2-0								
0-0-0		0-0-0		0-0-0		NEUTRAL		0-0-0		0-0-0		0-0-0								
RPI	S	Opponent		Score		RPI	S	Opponent		Score		RPI	S	Opponent		Score				
6	A	Oklahoma		0 8								63	N	Ga. Southern		3 5				
6	A	Oklahoma		1 8								85	N	Missouri St.		0 8				
15	H	Baylor		5 8								85	N	Missouri St.		1 3				
15	H	Baylor		0 3										109 N Southern Ill.		5 8				
15	H	Baylor		2 13										109 N Southern Ill.		9 0				
														121 A Nicholls St.		3 0				
														121 A Nicholls St.		3 5				
														121 A Nicholls St.		0 13				
														127 N Jacksonville St.		8 0				
														148 A UTSA		2 4				
														151 A Southeastern La.		2 3				
														151 A Southeastern La.		5 4				
														151 A Southeastern La.		7 1				
														184 H Bowling Green		8 4				
														184 H Bowling Green		3 2				
														187 N Monmouth		10 9				
														203 N Seton Hall		0 2				
														218 N UMKC		7 6				
														241 H Houston Baptist		1 2				
														241 H Houston Baptist		7 5				
														241 H Houston Baptist		0 3				
														247 N George Mason		2 6				
														250 A A&M-Corpus Christi		6 1				
														250 A A&M-Corpus Christi		0 7				
														250 A A&M-Corpus Christi		8 0				
						LAST 10 GAMES														
						121	A	Nicholls St.		3 5		250	A	A&M-Corpus Christi		8 0				
						121	A	Nicholls St.		3 0		250	A	A&M-Corpus Christi		0 7				
						121	A	Nicholls St.		0 13		241	H	Houston Baptist		1 2				
						15	H	Baylor		5 8		241	H	Houston Baptist		0 3				
						250	A	A&M-Corpus Christi		6 1		241	H	Houston Baptist		7 5				

Non-Div. I Games:

Abilene Christian

Average RPI Win:		145	WON-LOST RECORD		WINNING PCT. RANK		LAST 10 GAMES		STRENGTH OF SCHEDULE		OPP. STRENGTH OF SCHEDULE		TEAM RPI		ADJ RPI		CONF. RPI		ADJ CONF. RPI	
DIV. I ONLY			11-22-0		.33333 231		4-6-0		47		159		159		.48832 155		12		12	
DIV. I NON-CONF.			7-15-0		.31818 228		0-0-0		90		154		185		.47268 181		11		11	
TOTALS		RPI 1-25		RPI 26-50		W-L RECORDS		RPI 51-100		RPI 101-150		RPI 150+								
11-22-0		0-3-0		0-3-0		OVERALL		5-5-0		0-1-0		6-10-0								
2-6-0		0-0-0		0-3-0		HOME		2-3-0		0-0-0		0-0-0								
2-6-0		0-3-0		0-0-0		AWAY		0-0-0		0-1-0		2-2-0								
7-10-0		0-0-0		0-0-0		NEUTRAL		3-2-0		0-0-0		4-8-0								
7-15-0		0-3-0		0-0-0		NON-CONFERENCE		3-2-0		0-1-0		4-9-0								
0-0-0		0-0-0		0-0-0		HOME		0-0-0		0-0-0		0-0-0								
0-5-0		0-3-0		0-0-		AWAY		0-0-0		0-1-0		0-1-0								
7-10-0		0-0-0		0-0-0		NEUTRAL		3-2-0		0-0-0		4-8-0								
4-7-0		0-0-0		0-3-0		CONFERENCE		2-3-0		0-0-0		2-1-0								
2-6-0		0-0-0		0-3-0		HOME		2-3-0		0-0-0		0-0-0								
2-1-0		0-0-0		0-0-0		AWAY		0-0-0		0-0-0		2-1-0								
0-0-0		0-0-0		0-0-0		NEUTRAL		0-0-0		0-0-0		0-0-0								
RPI	S	Opponent		Score		RPI	S	Opponent		Score		RPI	S	Opponent		Score				
5	A	Georgia		0	8	41	H	Drake		3	6	61	N	Eastern Ill.		11	0			
5	A	Georgia		0	2	41	H	Drake		0	3	61	N	Eastern Ill.		6	9			
24	A	Louisiana		1	7	41	H	Drake		0	3	72	N	Austin Peay		5	2			
												72	N	Austin Peay		4	1			
												73	N	Southeast Mo. St.		0	9			
												85	H	Missouri St.		3	4			
												85	H	Missouri St.		1	4			
												85	H	Missouri St.		6	7			
												92	H	UNI		6	2			
												92	H	UNI		6	2			
						LAST 10 GAMES														
						85	H	Missouri St.		3	4	186	A	Loyol a Chi cago		4	3			
						85	H	Missouri St.		6	7	92	H	UNI		6	2			
						85	H	Missouri St.		1	4	92	H	UNI		6	2			
						186	A	Loyol a Chi cago		7	1	41	H	Drake		0	3			
						186	A	Loyol a Chi cago		0	2	41	H	Drake		3	6			

Non-Div. I Games:

Evansville

Average RPI Win: 185		WON-LOST	WINNING	LAST 10	STRENGTH OF		OPP. STRENGTH	TEAM	ADJ	CONF.	ADJ CONF.				
Average RPI Loss: 107		RECORD	PCT. RANK	GAMES	SCHEDULE		OF SCHEDULE	RPI	RPI	RPI	RPI				
DIV. I ONLY		21-20-0	.5122	137	4-6-0		218	89	164	.48829	157	23	23		
DIV. I NON-CONF.		19-17-0	.52778	125	2-3-0		172	61	122	.51351	117	23	23		
TOTALS		RPI 1-25	RPI 26-50		W-L RECORDS		RPI 51-100		RPI 101-150		RPI 150+				
21-20-0		0-4-0	2-3-0		OVERALL		2-5-0		3-2-0		14-6-0				
17-9-0		0-2-0	1-2-0		HOME		1-1-0		3-1-0		12-3-0				
3-4-0		0-0-0	0-0-0		AWAY		1-1-0		0-0-0		2-3-0				
1-7-0		0-2-0	1-1-0		NEUTRAL		0-3-0		0-1-0		0-0-0				
19-17-0		0-4-0	2-3-0		NON-CONFERENCE		2-5-0		3-2-0		12-3-0				
17-9-0		0-2-0	1-2-0		HOME		1-1-0		3-1-0		12-3-0				
1-1-0		0-0-0	0-0-		AWAY		1-1-0		0-0-0		0-0-0				
1-7-0		0-2-0	1-1-0		NEUTRAL		0-3-0		0-1-0		0-0-0				
2-3-0		0-0-0	0-0-0		CONFERENCE		0-0-0		0-0-0		2-3-0				
0-0-0		0-0-0	0-0-0		HOME		0-0-0		0-0-0		0-0-0				
2-3-0		0-0-0	0-0-0		AWAY		0-0-0		0-0-0		2-3-0				
0-0-0		0-0-0	0-0-0		NEUTRAL		0-0-0		0-0-0		0-0-0				
RPI	S	Opponent	Score	RPI	S	Opponent	Score	RPI	S	Opponent	Score	RPI	S	Opponent	Score
4	N	UCLA	6 7	26	N	Nebraska	1 4	57	A	Iowa	1 12	125	N	Syracuse	8 9
6	H	OKI ahoma	1 8	27	N	Ohio St.	7 6	57	H	Iowa	1 0	132	H	UNLV	6 8
6	H	OKI ahoma	0 10	31	H	Minnesota	2 10	57	H	Iowa	5 6	140	H	Weber St.	7 4
21	N	Arkansas	2 6	37	H	Utah	4 12	77	N	DePaul	3 6	142	H	Val parai so	2 1
				37	H	Utah	2 0	83	A	Cal St. Fullerton	5 4	142	H	Val parai so	6 2
								84	N	UC Ri versi de	0 1	165	H	Montana	5 2
								86	N	Stanford	0 5	165	H	Montana	6 2
												189	H	South Dakota	1 10
												189	H	South Dakota	12 3
												195	H	Georgetown	5 6
												195	H	Georgetown	8 0
												213	H	Paci fi c	6 7
												234	A	Utah Valley	4 1
												234	A	Utah Valley	3 5
												241	H	Houston Baptist	11 3
												241	H	Houston Baptist	10 3
												241	H	Houston Baptist	8 0
												259	H	Pri nceton	11 2
												259	H	Pri nceton	6 2
												260	H	Ni agara	5 3
												260	H	Ni agara	16 0
												260	H	Ni agara	10 2
												280	A	CSU Bakersfi el d	7 3
												280	A	CSU Bakersfi el d	2 3
												280	A	CSU Bakersfi el d	2 3
				LAST 10 GAMES											
				234	A	Utah Valley	3 5	37	H	Utah	2 0				
				234	A	Utah Valley	4 1	37	H	Utah	4 12				
				280	A	CSU Bakersfi el d	2 3	83	A	Cal St. Fullerton	5 4				
				280	A	CSU Bakersfi el d	7 3	77	N	DePaul	3 6				
				280	A	CSU Bakersfi el d	2 3	26	N	Nebraska	1 4				

Non-Div. I Games:

Grand Canyon

Average RPI Win:		227	WON-LOST RECORD		WINNING PCT. RANK		LAST 10 GAMES		STRENGTH OF SCHEDULE		OPP. STRENGTH OF SCHEDULE		TEAM RPI		ADJ RPI		CONF. RPI		ADJ CONF. RPI	
DIV. I ONLY			25-19-0		.56818 98		7-3-0		197		244		151		.48798 158		14		14	
DIV. I NON-CONF.			19-13-0		.59375 96		3-1-0		186		275		141		.49723 144		15		15	
TOTALS		RPI 1-25		RPI 26-50		W-L RECORDS		RPI 51-100		RPI 101-150		RPI 150+								
25-19-0		0-2-0		0-0-0		OVERALL		3-7-0		1-4-0		21-6-0								
19-6-0		0-0-0		0-0-0		HOME		3-3-0		1-2-0		15-1-0								
4-8-0		0-2-0		0-0-0		AWAY		0-2-0		0-0-0		4-4-0								
2-5-0		0-0-0		0-0-0		NEUTRAL		0-2-0		0-2-0		2-1-0								
19-13-0		0-2-0		0-0-0		NON-CONFERENCE		2-5-0		1-4-0		16-2-0								
15-4-0		0-0-0		0-0-0		HOME		2-1-0		1-2-0		12-1-0								
2-4-0		0-2-0		0-0-		AWAY		0-2-0		0-0-0		2-0-0								
2-5-0		0-0-0		0-0-0		NEUTRAL		0-2-0		0-2-0		2-1-0								
6-6-0		0-0-0		0-0-0		CONFERENCE		1-2-0		0-0-0		5-4-0								
4-2-0		0-0-0		0-0-0		HOME		1-2-0		0-0-0		3-0-0								
2-4-0		0-0-0		0-0-0		AWAY		0-0-0		0-0-0		2-4-0								
0-0-0		0-0-0		0-0-0		NEUTRAL		0-0-0		0-0-0		0-0-0								
RPI	S	Opponent		Score		RPI	S	Opponent		Score		RPI	S	Opponent		Score				
10	A	Tennessee		3	6							122	H	Towson		15	4			
10	A	Tennessee		1	13							53	H	Longwood		5	7			
												53	H	Longwood		3	4			
												54	N	South Ala.		4	5			
												61	H	Eastern Ill.		4	6			
												61	N	Eastern Ill.		4	9			
												82	A	Col. of Charleston		9	18			
												82	H	Col. of Charleston		9	1			
												96	H	Eastern Ky.		3	6			
												100	A	Coastal Caro.		5	2			
												171	A	Winthrop		7	6			
												171	A	Winthrop		5	6			
												202	H	North Dakota		1	0			
												202	H	North Dakota		2	4			
												216	N	Wright St.		8	4			
												247	H	George Mason		7	1			
												247	H	George Mason		12	3			
												251	H	Presbyteri an		7	0			
												251	H	Presbyteri an		6	1			
												251	H	Presbyteri an		6	3			
												268	H	N. C. Central		8	0			
												268	H	N. C. Central		8	4			
												273	H	St. Bonaventure		9	1			
												273	H	St. Bonaventure		8	1			
												273	H	St. Bonaventure		9	0			
												279	H	N. C. A&T		6	0			
												281	A	Savannah St.		9	8			
												281	A	Savannah St.		5	1			
												281	H	Savannah St.		8	0			
												284	N	Norfol k St.		6	2			
												284	N	Norfol k St.		3	4			
												287	H	Hartford		6	2			
												287	H	Hartford		6	5			
LAST 10 GAMES																				
163 A Gardner-Webb						9	18	82 H Col. of Charleston						5	4					
163 A Gardner-Webb						4	9	251 H Presbyteri an						6	3					
163 A Gardner-Webb						9	1	251 H Presbyteri an						7	0					
281 A Savannah St.						5	1	251 H Presbyteri an						6	1					
281 A Savannah St.						9	8	82 A Col. of Charleston						4	7					

Non-Div. I Games:

Charleston So.



Average RPI Win:		162	WON-LOST RECORD		WINNING PCT. RANK		LAST 10 GAMES		STRENGTH OF SCHEDULE		OPP. STRENGTH OF SCHEDULE		TEAM RPI		ADJ RPI		CONF. RPI		ADJ CONF. RPI	
DIV. I ONLY			11-26-0		.2973 251		2-8-0		37		181		161		.48567 159		15		15	
DIV. I NON-CONF.			6-16-0		.27273 245		0-3-0		20		141		163		.48593 162		13		13	
TOTALS		RPI 1-25		RPI 26-50		W-L RECORDS		RPI 51-100		RPI 101-150		RPI 150+								
11-26-0		0-2-0		0-2-0		OVERALL		0-9-0		5-11-0		6-2-0								
6-16-0		0-1-0		0-1-0		HOME		0-6-0		2-7-0		4-1-0								
5-7-0		0-0-0		0-0-0		AWAY		0-1-0		3-3-0		2-1-0								
0-3-0		0-1-0		0-1-0		NEUTRAL		0-1-0		0-0-0		0-0-0								
6-16-0		0-2-0		0-2-0		NON-CONFERENCE		0-6-0		2-5-0		4-1-0								
4-9-0		0-1-0		0-1-0		HOME		0-3-0		0-3-0		4-1-0								
2-4-0		0-0-0		0-0-		AWAY		0-2-0		2-2-0		0-0-0								
0-3-0		0-1-0		0-1-0		NEUTRAL		0-1-0		0-0-0		0-0-0								
5-10-0		0-0-0		0-0-0		CONFERENCE		0-3-0		3-6-0		2-1-0								
2-7-0		0-0-0		0-0-0		HOME		0-3-0		2-4-0		0-0-0								
3-3-0		0-0-0		0-0-0		AWAY		0-0-0		1-2-0		2-1-0								
0-0-0		0-0-0		0-0-0		NEUTRAL		0-0-0		0-0-0		0-0-0								
RPI	S	Opponent		Score		RPI	S	Opponent		Score		RPI	S	Opponent		Score				
9	H	South Carolina		2	5	28	N	Mi chi gan		0	5	62	A	Furman		0	8			
15	N	Bayl or		1	7	40	H	UNCG		0	8	62	A	Furman		1	4			
												64	H	North Carolina		2	12			
												71	H	USC Upstate		1	4			
												71	H	USC Upstate		2	3			
												76	H	Loui si ana Tech		4	9			
												76	H	Loui si ana Tech		2	11			
												76	H	Loui si ana Tech		4	13			
												86	N	Stanford		0	4			
														101 H Radford		4	6			
														105 H Fla. Atlantic		2	8			
														105 H Fla. Atlantic		4	3			
														105 H Fla. Atlantic		2	7			
														122 H Towson		4	7			
														122 H Towson		2	4			
														128 A Middle Tenn.		4	1			
														128 A Middle Tenn.		0	1			
														128 A Middle Tenn.		4	6			
														138 A Virginia Tech		2	8			
														138 A Virginia Tech		6	3			
														139 A Elon		5	2			
														139 A Elon		2	3			
														146 H Western Ky.		1	5			
														146 H Western Ky.		3	0			
														146 H Western Ky.		0	1			
														167 A North Texas		7	4			
														167 A North Texas		4	0			
														167 A North Texas		7	3			
														178 H UNCW		8	0			
														199 H Oakl and		4	7			
														199 H Oakl and		6	5			
														206 H Dayton		4	0			
														206 H Dayton						
LAST 10 GAMES																				
76 H Loui si ana Tech						4	9	146 H Western Ky.						3	0					
76 H Loui si ana Tech						2	11	146 H Western Ky.						1	5					
76 H Loui si ana Tech						4	13	146 H Western Ky.						2	3					
138 A Vi rgi ni a Tech						2	8	40 H UNCG						0	8					
138 A Vi rgi ni a Tech						4	6	128 A Middl e Tenn.						4	1					

Non-Div. I Games:

Charlotte

Average RPI Win:		179	WON-LOST RECORD		WINNING PCT. RANK		LAST 10 GAMES		STRENGTH OF SCHEDULE		OPP. STRENGTH OF SCHEDULE		TEAM RPI		ADJ RPI		CONF. RPI		ADJ CONF. RPI								
DIV. I ONLY			21-19-0		.525		130		4-6-0		210		96		156		.48534		160		8		8				
DIV. I NON-CONF.			18-16-0		.52941		123		2-3-0		258		104		177		.47248		183		9		9				
TOTALS		RPI 1-25		RPI 26-50				W-L RECORDS				RPI 51-100				RPI 101-150				RPI 150+							
21-19-0		0-2-0		0-3-0				OVERALL				4-5-0				5-3-0				12-6-0							
18-11-0		0-0-0		0-2-0				HOME				4-2-0				4-3-0				10-4-0							
1-5-0		0-2-0		0-0-0				AWAY				0-3-0				1-0-0				0-0-0							
2-3-0		0-0-0		0-1-0				NEUTRAL				0-0-0				0-0-0				2-2-0							
18-16-0		0-2-0		0-3-0				NON-CONFERENCE				1-2-0				5-3-0				12-6-0							
15-11-0		0-0-0		0-2-0				HOME				1-2-0				4-3-0				10-4-0							
1-2-0		0-2-0		0-0-				AWAY				0-0-0				1-0-0				0-0-0							
2-3-0		0-0-0		0-1-0				NEUTRAL				0-0-0				0-0-0				2-2-0							
3-3-0		0-0-0		0-0-0				CONFERENCE				3-3-0				0-0-0				0-0-0							
3-0-0		0-0-0		0-0-0				HOME				3-0-0				0-0-0				0-0-0							
0-3-0		0-0-0		0-0-0				AWAY				0-3-0				0-0-0				0-0-0							
0-0-0		0-0-0		0-0-0				NEUTRAL				0-0-0				0-0-0				0-0-0							
RPI	S	Opponent			Score		RPI	S	Opponent			Score		RPI	S	Opponent			Score		RPI	S	Opponent			Score	
7	A	Florida			0	4	34	H	James Madison			2	5	52	A	Lipscomb			5	7	103	H	UT Arlington			1	3
7	A	Florida			1	2	36	H	Notre Dame			1	3	52	A	Lipscomb			0	8	103	H	UT Arlington			2	0
							37	N	Utah			1	4	52	A	Lipscomb			3	4	127	H	Jacksonville St.			8	6
													59	H	Iowa St.			2	3	127	H	Jacksonville St.			7	8	
													60	H	UCF			3	5	134	H	UConn			0	7	
													65	H	Mercer			8	0	134	H	UConn			1	0	
													98	H	North Florida			3	2	137	A	Maryland			2	0	
													98	H	North Florida			7	0	138	H	Virginia Tech			4	3	
													98	H	North Florida			6	0	162	H	Campbell			1	7	
																				162	H	Campbell			11	1	
																				196	H	Western Caro.			8	3	
																				201	N	Miami (OH)			0	6	
																				219	H	Bethune-Cookman			1	2	
																				219	H	Bethune-Cookman			5	4	
																				220	H	Army West Point			10	2	
																				230	H	Penn St.			2	4	
																				230	H	Penn St.			3	2	
																				235	H	Providence			1	0	
																				235	H	Providence			0	4	
																				237	N	Hampton			8	0	
																				247	H	George Mason			4	0	
																				247	H	George Mason			5	3	
																				251	H	Presbyteria n			9	1	
																				254	N	Yale			4	3	
																				254	N	Yale			2	3	
																				266	H	Canisi us			5	1	
LAST 10 GAMES																											
							52	A	Lipscomb			3	4	237	N	Hampton			8	0							
							52	A	Lipscomb			5	7	7	A	Florida			0	4							
							52	A	Lipscomb			0	8	7	A	Florida			1	2							
							219	H	Bethune-Cookman			1	2	98	H	North Florida			3	2							
							219	H	Bethune-Cookman			5	4	98	H	North Florida			7	0							

Non-Div. I Games:

Jacksonville

Average RPI Win:		217	WON-LOST RECORD		WINNING PCT. RANK		LAST 10 GAMES		STRENGTH OF SCHEDULE		OPP. STRENGTH OF SCHEDULE		TEAM RPI		ADJ RPI		CONF. RPI		ADJ CONF. RPI	
DIV. I ONLY			17-18-0		.48571 152		8-2-0		158		224		163		.48529 161		28		29	
DIV. I NON-CONF.			10-16-0		.38462 194		2-0-0		38		165		135		.50375 134		28		28	
TOTALS		RPI 1-25		RPI 26-50		W-L RECORDS		RPI 51-100		RPI 101-150		RPI 150+								
17-18-0		0-2-0		0-2-0		OVERALL		1-4-0		1-4-0		15-6-0								
6-2-0		0-0-0		0-0-0		HOME		0-0-0		0-0-0		6-2-0								
5-7-0		0-2-0		0-2-0		AWAY		0-1-0		0-1-0		5-1-0								
6-9-0		0-0-0		0-0-0		NEUTRAL		1-3-0		1-3-0		4-3-0								
10-16-0		0-2-0		0-2-0		NON-CONFERENCE		1-4-0		1-4-0		8-4-0								
2-0-0		0-0-0		0-0-0		HOME		0-0-0		0-0-0		2-0-0								
2-7-0		0-2-0		0-0-		AWAY		0-1-0		0-1-0		2-1-0								
6-9-0		0-0-0		0-0-0		NEUTRAL		1-3-0		1-3-0		4-3-0								
7-2-0		0-0-0		0-0-0		CONFERENCE		0-0-0		0-0-0		7-2-0								
4-2-0		0-0-0		0-0-0		HOME		0-0-0		0-0-0		4-2-0								
3-0-0		0-0-0		0-0-0		AWAY		0-0-0		0-0-0		3-0-0								
0-0-0		0-0-0		0-0-0		NEUTRAL		0-0-0		0-0-0		0-0-0								
RPI	S	Opponent		Score		RPI	S	Opponent		Score		RPI	S	Opponent		Score				
5	A	Georgia		0	8	49	A	Kennesaw St.		0	4	53	N	Longwood		0	3			
5	A	Georgia		2	4	49	A	Kennesaw St.		2	10	53	N	Longwood		7	4			
												65	A	Mercer		3	8			
												72	N	Austin Peay		0	2			
												72	N	Austin Peay		3	4			
												111	N	Morehead St.		1	3			
												111	N	Morehead St.		0	1			
												116	N	Rutgers		5	1			
												116	N	Rutgers		9	10			
												122	A	Towson		0	3			
												162	A	Campbell I		1	3			
												162	A	Campbell I		7	3			
												166	N	Maine		1	11			
												166	N	Maine		3	0			
												172	N	St. John's (NY)		6	3			
												172	N	St. John's (NY)		6	1			
												178	A	UNCW		3	0			
												212	N	Quinni pi ac		12	9			
												220	H	Army West Point		1	0			
												220	H	Army West Point		0	1			
												220	H	Army West Point		3	6			
												222	N	Northern Ky.		2	3			
												223	N	Fort Wayne		10	11			
												262	H	Cornell I		12	4			
												262	H	Cornell I		12	6			
												277	H	Holy Cross		8	0			
												277	H	Holy Cross		6	1			
												277	H	Holy Cross		14	2			
												294	A	Lafayette		2	0			
												294	A	Lafayette		6	3			
												294	A	Lafayette		5	2			
LAST 10 GAMES																				
						294	A	Lafayette		6	3	277	H	Holy Cross		14	2			
						294	A	Lafayette		5	2	277	H	Holy Cross		8	0			
						294	A	Lafayette		2	0	277	H	Holy Cross		6	1			
						262	H	Cornell I		12	4	220	H	Army West Point		0	1			
						262	H	Cornell I		12	6	220	H	Army West Point		3	6			

Non-Div. I Games:

Bucknell

Average RPI Win:	185	WON-LOST RECORD	WINNING PCT. RANK	LAST 10 GAMES	STRENGTH OF SCHEDULE	OPP. STRENGTH OF SCHEDULE	TEAM RPI	ADJ RPI	CONF. RPI	ADJ CONF. RPI		
DIV. I ONLY		18-22-0	.45	171	5-5-0	115	204	157	.48485	162	14	14
DIV. I NON-CONF.		12-13-0	.48	151	2-1-0	225	251	198	.46197	197	15	15
<hr/>												
TOTALS	RPI 1-25	RPI 26-50		W-L RECORDS		RPI 51-100		RPI 101-150		RPI 150+		
18-22-0	0-0-0	0-4-0		OVERALL		1-5-0		4-6-0		13-7-0		
9-11-0	0-0-0	0-1-0		HOME		0-2-0		2-3-0		7-5-0		
6-10-0	0-0-0	0-3-0		AWAY		1-3-0		1-2-0		4-2-0		
3-1-0	0-0-0	0-0-0		NEUTRAL		0-0-0		1-1-0		2-0-0		
12-13-0	0-0-0	0-1-0		NON-CONFERENCE		0-3-0		3-4-0		9-5-0		
6-8-0	0-0-0	0-1-0		HOME		0-2-0		1-1-0		5-4-0		
3-4-0	0-0-0	0-0-		AWAY		0-1-0		1-2-0		2-1-0		
3-1-0	0-0-0	0-0-0		NEUTRAL		0-0-0		1-1-0		2-0-0		
6-9-0	0-0-0	0-3-0		CONFERENCE		1-2-0		1-2-0		4-2-0		
3-3-0	0-0-0	0-0-0		HOME		0-0-0		1-2-0		2-1-0		
3-6-0	0-0-0	0-3-0		AWAY		1-2-0		0-0-0		2-1-0		
0-0-0	0-0-0	0-0-0		NEUTRAL		0-0-0		0-0-0		0-0-0		
RPI	S	Opponent	Score	RPI	S	Opponent	Score	RPI	S	Opponent	Score	
				34	H	James Madison	7 8	53	A	Longwood	1 10	
				38	A	Liberty	0 8	53	A	Longwood	4 15	
				38	A	Liberty	3 10	53	A	Longwood	3 1	
				38	A	Liberty	3 4	98	A	North Florida	0 6	
								99	H	Georgia Tech	2 6	
								99	H	Georgia Tech	0 8	
								101	H	Radford	0 8	
								101	H	Radford	7 6	
								101	H	Radford	5 9	
								113	H	East Carolina	8 3	
								128	N	Middle Tenn.	4 1	
								136	A	San Diego	3 1	
								136	A	San Diego	2 4	
								136	A	San Diego	0 5	
								138	N	Virginia Tech	0 3	
								139	H	Elon	3 7	
								160	A	Jacksonville	7 1	
								160	A	Jacksonville	1 11	
								161	H	Bucknell	3 7	
								161	H	Bucknell	3 1	
								163	A	Gardner-Webb	11 8	
								163	A	Gardner-Webb	9 12	
								163	A	Gardner-Webb	8 4	
								171	H	Winthrop	2 0	
								171	H	Winthrop	5 3	
								171	H	Winthrop	2 5	
								207	H	Fairfield	0 1	
								221	A	Virginia	16 2	
								222	H	Northern Ky.	4 5	
								222	H	Northern Ky.	13 4	
								265	H	La Salle	10 2	
								265	H	La Salle	7 0	
								268	H	N.C. Central	1 2	
								268	H	N.C. Central	11 0	
								280	N	CSU Bakersfield	5 3	
								280	N	CSU Bakersfield	7 4	
				LAST 10 GAMES								
				101	H	Radford	5 9	113	H	East Carolina	8 3	
				101	H	Radford	0 8	53	A	Longwood	1 10	
				101	H	Radford	7 6	53	A	Longwood	3 1	
				268	H	N.C. Central	1 2	53	A	Longwood	4 15	
				268	H	N.C. Central	11 0	171	H	Winthrop	2 0	

Non-Div. I Games:

Campbell

Average RPI Win:		216	WON-LOST RECORD		WINNING PCT. RANK		LAST 10 GAMES		STRENGTH OF SCHEDULE		OPP. STRENGTH OF SCHEDULE		TEAM RPI		ADJ RPI		CONF. RPI		ADJ CONF. RPI								
DIV. I ONLY			22-18-0		.55 113		4-6-0		199		205		154		.48395 163		14		14								
DIV. I NON-CONF.			16-12-0		.57143 102		0-2-0		217		246		154		.48644 160		15		15								
TOTALS		RPI 1-25		RPI 26-50				W-L RECORDS				RPI 51-100				RPI 101-150				RPI 150+							
22-18-0		0-1-0		0-3-0				OVERALL				1-7-0				1-0-0				20-7-0							
19-10-0		0-0-0		0-0-0				HOME				1-4-0				1-0-0				17-6-0							
2-6-0		0-1-0		0-3-0				AWAY				0-2-0				0-0-0				2-0-0							
1-2-0		0-0-0		0-0-0				NEUTRAL				0-1-0				0-0-0				1-1-0							
16-12-0		0-1-0		0-0-0				NON-CONFERENCE				1-7-0				1-0-0				14-4-0							
13-7-0		0-0-0		0-0-0				HOME				1-4-0				1-0-0				11-3-0							
2-3-0		0-1-0		0-0-				AWAY				0-2-0				0-0-0				2-0-0							
1-2-0		0-0-0		0-0-0				NEUTRAL				0-1-0				0-0-0				1-1-0							
6-6-0		0-0-0		0-3-0				CONFERENCE				0-0-0				0-0-0				6-3-0							
6-3-0		0-0-0		0-0-0				HOME				0-0-0				0-0-0				6-3-0							
0-3-0		0-0-0		0-3-0				AWAY				0-0-0				0-0-0				0-0-0							
0-0-0		0-0-0		0-0-0				NEUTRAL				0-0-0				0-0-0				0-0-0							
RPI	S	Opponent		Score		RPI	S	Opponent		Score		RPI	S	Opponent		Score		RPI	S	Opponent		Score					
5	A	Georgia		0	9	38	A	Liberty		3	6	61	H	Eastern Ill.		0	9	146	H	Western Ky.		5	4				
						38	A	Liberty		0	5	62	A	Furman		7	8	158	H	Charleston So.		9	4				
						38	A	Liberty		0	8	62	A	Furman		2	10	158	H	Charleston So.		18	9				
												71	H	USC Upstate		1	15	158	H	Charleston So.		1	9				
												71	H	USC Upstate		4	8	162	H	Campbell		8	11				
												78	H	NC State		6	5	162	H	Campbell		4	8				
												78	H	NC State		0	10	162	H	Campbell		12	9				
												82	N	Col. of Charleston		2	7	190	H	Western Ill.		10	1				
																		190	H	Western Ill.		6	0				
																		192	N	ETSU		0	8				
																		192	N	ETSU		6	3				
																		196	H	Western Caro.		11	3				
																		196	H	Western Caro.		13	12				
																		237	H	Hampton		5	2				
																		245	H	Marist		5	1				
																		245	H	Marist		3	1				
																		245	H	Marist		1	3				
																		249	H	Youngstown St.		8	7				
																		249	H	Youngstown St.		4	7				
																		251	H	Presbyteri an		6	4				
																		251	H	Presbyteri an		13	7				
																		251	H	Presbyteri an		11	3				
																		268	H	N. C. Central		5	7				
																		268	H	N. C. Central		5	3				
																		268	H	N. C. Central		10	2				
																		268	H	N. C. Central		17	5				
																		279	A	N. C. A&T		9	0				
																		279	A	N. C. A&T		15	4				
						LAST 10 GAMES																					
						158 H Charleston So.						18	9	38 A Li berty						3	6						
						158 H Charleston So.						9	4	62 A Furman						7	8						
						158 H Charleston So.						1	9	62 A Furman						2	10						
						38 A Li berty						0	5	251 H Presbyteri an						13	7						
						38 A Li berty						0	8	251 H Presbyteri an						11	3						

Non-Div. I Games:

Gardner-Webb

Average RPI Win:		187	WON-LOST RECORD		WINNING PCT. RANK	LAST 10 GAMES		STRENGTH OF SCHEDULE		OPP. STRENGTH OF SCHEDULE	TEAM RPI	ADJ RPI	CONF. RPI	ADJ CONF. RPI			
Average RPI Loss:		98	15-24-0		.38462	208	4-6-0		71		194	162	.48316	164	9	9	
DIV. I ONLY			13-20-0		.39394	188	2-2-0		91		204	161	.48389	167	8	8	
DIV. I NON-CONF.																	
TOTALS		RPI 1-25		RPI 26-50		W-L RECORDS		RPI 51-100		RPI 101-150		RPI 150+					
15-24-0		0-1-0		0-7-0		OVERALL		0-7-0		6-5-0		9-4-0					
5-6-0		0-0-0		0-2-0		HOME		0-0-0		3-2-0		2-2-0					
4-6-0		0-0-0		0-0-0		AWAY		0-4-0		2-2-0		2-0-0					
6-12-0		0-1-0		0-5-0		NEUTRAL		0-3-0		1-1-0		5-2-0					
13-20-0		0-1-0		0-7-0		NON-CONFERENCE		0-4-0		4-4-0		9-4-0					
5-6-0		0-0-0		0-2-0		HOME		0-0-0		3-2-0		2-2-0					
2-2-0		0-0-0		0-0-		AWAY		0-1-0		0-1-0		2-0-0					
6-12-0		0-1-0		0-5-0		NEUTRAL		0-3-0		1-1-0		5-2-0					
2-4-0		0-0-0		0-0-0		CONFERENCE		0-3-0		2-1-0		0-0-0					
0-0-0		0-0-0		0-0-0		HOME		0-0-0		0-0-0		0-0-0					
2-4-0		0-0-0		0-0-0		AWAY		0-3-0		2-1-0		0-0-0					
0-0-0		0-0-0		0-0-0		NEUTRAL		0-0-0		0-0-0		0-0-0					
RPI	S	Opponent		Score		RPI	S	Opponent		Score		RPI	S	Opponent		Score	
4	N	UCLA		1	9	35	N	Cal i forn i a		0	2	68	N	Massachusetts		3	7
						35	N	Cal i forn i a		0	11	70	N	FIU		6	12
						35	N	Cal i forn i a		2	12	81	A	Fresno St.		0	8
						36	N	Notre Dame		2	10	83	A	Cal St. Fullerton		6	14
						37	N	Utah		0	9	83	A	Cal St. Fullerton		1	2
						48	H	FGCU		0	2	83	A	Cal St. Fullerton		0	8
						48	H	FGCU		2	3	95	N	Loyol a Marymount		2	5

Non-Div. I Games:

UC Santa Barbara

Average RPI Win:		184	WON-LOST RECORD		WINNING PCT. RANK		LAST 10 GAMES		STRENGTH OF SCHEDULE		OPP. STRENGTH OF SCHEDULE		TEAM RPI		ADJ RPI		CONF. RPI		ADJ CONF. RPI					
DIV. I ONLY			14-22-0		.38889		201		5-5-0		88		200		166		.48205		165		22		22	
DIV. I NON-CONF.			10-16-0		.38462		194		1-0-0		24		189		128		.50743		130		22		22	
TOTALS		RPI 1-25		RPI 26-50		W-L RECORDS		RPI 51-100		RPI 101-150		RPI 150+												
14-22-0		0-4-0		0-0-0		OVERALL		1-3-0		5-7-0		8-8-0												
4-2-0		0-0-0		0-0-0		HOME		0-0-0		1-2-0		3-0-0												
4-8-0		0-3-0		0-0-0		AWAY		1-0-0		0-0-0		3-5-0												
6-12-0		0-1-0		0-0-0		NEUTRAL		0-3-0		4-5-0		2-3-0												
10-16-0		0-4-0		0-0-0		NON-CONFERENCE		1-3-0		4-4-0		5-5-0												
3-0-0		0-0-0		0-0-0		HOME		0-0-0		0-0-0		3-0-0												
1-5-0		0-3-0		0-0-		AWAY		1-0-0		0-0-0		0-2-0												
6-11-0		0-1-0		0-0-0		NEUTRAL		0-3-0		4-4-0		2-3-0												
4-6-0		0-0-0		0-0-0		CONFERENCE		0-0-0		1-3-0		3-3-0												
1-2-0		0-0-0		0-0-0		HOME		0-0-0		1-2-0		0-0-0												
3-3-0		0-0-0		0-0-0		AWAY		0-0-0		0-0-0		3-3-0												
0-1-0		0-0-0		0-0-0		NEUTRAL		0-0-0		0-1-0		0-0-0												
RPI	S	Opponent		Score		RPI	S	Opponent		Score		RPI	S	Opponent		Score								
2	A	Oregon		0	7			79	N	Colorado St.		1	3	114	N	Troy		4	3					
2	A	Oregon		0	6			84	A	UC Ri versi de		3	2	114	N	Troy		1	2					
6	N	Okl ahoma		0	4			93	N	Boi se St.		5	9	119	N	La. -Monroe		3	4					
11	A	Ari zona		1	2			93	N	Boi se St.		0	8	123	N	Tol edo		5	6					
														123	N	Tol edo		1	0					
														124	N	Nevada		16	3					
														135	N	Seattle U		5	6					
														135	N	Seattle U		7	6					
														140	H	Weber St.		0	3					
														140	H	Weber St.		5	3					
														140	H	Weber St.		5	11					
														140	N	Weber St.		2	6					
														157	A	Grand Canyon		2	5					
														157	A	Grand Canyon		2	6					
														176	N	George Washington		3	5					
														176	N	George Washington		1	2					
														198	N	Bryant		7	0					
														200	N	New Mexi co		4	2					
														202	A	North Dakota		1	3					
														202	A	North Dakota		0	4					
														202	A	North Dakota		0	3					
														213	N	Paci fi c		6	7					
														234	H	Utah Valley		8	2					
														234	H	Utah Valley		2	1					
														234	H	Utah Valley		7	3					
														253	A	Idaho St.		1	0					
														253	A	Idaho St.		6	1					
														253	A	Idaho St.		4	2					
LAST 10 GAMES																								
						140	H	Weber St.		5	3	202	A	North Dakota		1	3							
						140	H	Weber St.		0	3	253	A	Idaho St.		4	2							
						140	H	Weber St.		5	11	253	A	Idaho St.		1	0							
						202	A	North Dakota		0	4	253	A	Idaho St.		6	1							
						202	A	North Dakota		0	3	234	H	Utah Valley		8	2							

Non-Div. I Games: Providence (MT) 8 0 Providence (MT) 3 1

Montana

Average RPI Win:	186	WON-LOST RECORD	WINNING PCT. RANK	LAST 10 GAMES	STRENGTH OF SCHEDULE	OPP. STRENGTH OF SCHEDULE	TEAM RPI	ADJ RPI	CONF. RPI	ADJ CONF. RPI	
Average RPI Loss:	142										
DIV. I ONLY	13-15-0	.46429	166	7-3-0	150	227	167	.48202	166	26	27
DIV. I NON-CONF.	9-14-0	.3913	190	3-2-0	135	197	179	.47439	178	27	27
<hr/>											
TOTALS	RPI 1-25	RPI 26-50		W-L RECORDS		RPI 51-100		RPI 101-150		RPI 150+	
13-15-0	0-0-0	1-3-0		OVERALL		1-1-0		2-3-0		9-8-0	
0-0-0	0-0-0	0-0-0		HOME		0-0-0		0-0-0		0-0-0	
5-5-0	0-0-0	0-3-0		AWAY		0-0-0		1-1-0		4-1-0	
8-10-0	0-0-0	1-0-0		NEUTRAL		1-1-0		1-2-0		5-7-0	
9-14-0	0-0-0	1-3-0		NON-CONFERENCE		1-1-0		1-2-0		6-8-0	
0-0-0	0-0-0	0-0-0		HOME		0-0-0		0-0-0		0-0-0	
1-4-0	0-0-0	0-0-		AWAY		0-0-0		0-0-0		1-1-0	
8-10-0	0-0-0	1-0-0		NEUTRAL		1-1-0		1-2-0		5-7-0	
4-1-0	0-0-0	0-0-0		CONFERENCE		0-0-0		1-1-0		3-0-0	
0-0-0	0-0-0	0-0-0		HOME		0-0-0		0-0-0		0-0-0	
4-1-0	0-0-0	0-0-0		AWAY		0-0-0		1-1-0		3-0-0	
0-0-0	0-0-0	0-0-0		NEUTRAL		0-0-0		0-0-0		0-0-0	
RPI	S	Opponent	Score	RPI	S	Opponent	Score	RPI	S	Opponent	Score
				30	A	Oklahoma St.	1 19	53	N	Longwood	6 4
				30	A	Oklahoma St.	0 8	88	N	South Dakota St.	0 8
				39	A	South Fla.	0 5				
				48	N	FGCU	5 3				

Non-Div. I Games:

Maine



Average RPI Win: 188		WON-LOST	WINNING	LAST 10	STRENGTH OF		OPP. STRENGTH	TEAM	ADJ	CONF.	ADJ CONF.
Average RPI Loss: 125		RECORD	PCT. RANK	GAMES	SCHEDULE		OF SCHEDULE	RPI	RPI	RPI	RPI
DIV. I ONLY		21-17-0	.55263	107	8-2-0		246	152	172	.47818	167
DIV. I NON-CONF.		13-13-0	.5	138	4-1-0		269	213	219	.45142	215
TOTALS		RPI 1-25	RPI 26-50		W-L RECORDS		RPI 51-100		RPI 101-150		RPI 150+
21-17-0		0-1-0	0-0-0		OVERALL		4-2-0		5-9-0		12-5-0
11-10-0		0-0-0	0-0-0		HOME		4-2-0		1-4-0		6-4-0
7-5-0		0-1-0	0-0-0		AWAY		0-0-0		4-4-0		3-0-0
3-2-0		0-0-0	0-0-0		NEUTRAL		0-0-0		0-1-0		3-1-0
13-13-0		0-1-0	0-0-0		NON-CONFERENCE		1-2-0		1-7-0		11-3-0
7-8-0		0-0-0	0-0-0		HOME		1-2-0		1-4-0		5-2-0
3-3-0		0-1-0	0-0-		AWAY		0-0-0		0-2-0		3-0-0
3-2-0		0-0-0	0-0-0		NEUTRAL		0-0-0		0-1-0		3-1-0
8-4-0		0-0-0	0-0-0		CONFERENCE		3-0-0		4-2-0		1-2-0
4-2-0		0-0-0	0-0-0		HOME		3-0-0		0-0-0		1-2-0
4-2-0		0-0-0	0-0-0		AWAY		0-0-0		4-2-0		0-0-0
0-0-0		0-0-0	0-0-0		NEUTRAL		0-0-0		0-0-0		0-0-0
RPI S	Opponent	Score	RPI S	Opponent	Score	RPI S	Opponent	Score	RPI S	Opponent	Score
15 A	Baylor	0 2				51 H	Tulsa	3 4	103 H	UT Arlington	0 10
						59 H	Iowa St.	9 6	103 H	UT Arlington	9 8
						59 H	Iowa St.	3 7	105 A	Fla. Atlantic	1 0
						76 H	Louisiana Tech	4 3	105 A	Fla. Atlantic	4 12
						76 H	Louisiana Tech	6 2	105 A	Fla. Atlantic	2 1
						76 H	Louisiana Tech	9 7	119 A	La.-Monroe	10 12
									121 H	Nicholls St.	1 6
									121 H	Nicholls St.	7 10
									134 H	UConn	1 2
									139 A	Elon	1 6
									144 N	Central Ark.	4 5
									148 A	UTSA	4 2
									148 A	UTSA	2 1
									148 A	UTSA	6 9
									153 H	Sam Houston St.	3 4
									159 H	Charlotte	4 7
									159 H	Charlotte	0 4
									159 H	Charlotte	1 0
									184 N	Bowling Green	2 3
									213 H	Pacific	4 10
									217 N	UT Martin	5 2
									238 N	Mt. St. Mary's	6 2
									244 H	Prairie View	7 0
									244 H	Prairie View	3 2
									255 H	Texas Southern	7 0
									276 A	Mississippi Val.	9 0
									276 A	Mississippi Val.	7 4
									276 A	Mississippi Val.	11 0
									278 N	Rhode Island	7 5
									292 H	Grambling	3 1
									292 H	Grambling	14 3
LAST 10 GAMES											
276 A	Mississippi Val.	7 4	105 A	Fla. Atlantic	4 12	105 A	Fla. Atlantic	1 0			
276 A	Mississippi Val.	9 0	255 H	Texas Southern	7 0	76 H	Louisiana Tech	9 7			
276 A	Mississippi Val.	11 0	76 H	Louisiana Tech	4 3						
153 H	Sam Houston St.	3 4									
105 A	Fla. Atlantic	2 1									

Non-Div. I Games:

North Texas

Average RPI Win:	186	WON-LOST RECORD	WINNING PCT. RANK	LAST 10 GAMES	STRENGTH OF SCHEDULE	OPP. STRENGTH OF SCHEDULE	TEAM RPI	ADJ RPI	CONF. RPI	ADJ CONF. RPI		
DIV. I ONLY		15-29-0	.34091	230	1-9-0	94	105	173	.47793	168	15	15
DIV. I NON-CONF.		10-19-0	.34483	214	0-4-0	53	98	152	.49574	148	13	13
<hr/>												
TOTALS	RPI 1-25	RPI 26-50		W-L RECORDS		RPI 51-100		RPI 101-150		RPI 150+		
15-29-0	0-6-0	1-1-0		OVERALL		0-10-0		5-10-0		9-2-0		
12-15-0	0-4-0	0-1-0		HOME		0-2-0		5-7-0		7-1-0		
1-10-0	0-2-0	1-0-0		AWAY		0-7-0		0-1-0		0-0-0		
2-4-0	0-0-0	0-0-0		NEUTRAL		0-1-0		0-2-0		2-1-0		
10-19-0	0-6-0	1-1-0		NON-CONFERENCE		0-4-0		3-6-0		6-2-0		
7-11-0	0-4-0	0-1-0		HOME		0-2-0		3-3-0		4-1-0		
1-4-0	0-2-0	1-0-		AWAY		0-1-0		0-1-0		0-0-0		
2-4-0	0-0-0	0-0-0		NEUTRAL		0-1-0		0-2-0		2-1-0		
5-10-0	0-0-0	0-0-0		CONFERENCE		0-6-0		2-4-0		3-0-0		
5-4-0	0-0-0	0-0-0		HOME		0-0-0		2-4-0		3-0-0		
0-6-0	0-0-0	0-0-0		AWAY		0-6-0		0-0-0		0-0-0		
0-0-0	0-0-0	0-0-0		NEUTRAL		0-0-0		0-0-0		0-0-0		
RPI	S	Opponent	Score	RPI	S	Opponent	Score	RPI	S	Opponent	Score	
13	A	LSU	0 4	32	A	Ole Miss	5 2	54	A	South Ala.	1 7	
13	A	LSU	1 4	32	H	Ole Miss	1 5	54	H	South Ala.	4 10	
14	H	Auburn	2 9					56	H	McNeese	2 5	
14	H	Auburn	0 5					68	N	Massachusetts	0 4	
15	H	Bayl or	2 3					76	A	Loui si ana Tech	4 8	
18	H	Al abama	1 11					76	A	Loui si ana Tech	1 4	
								76	A	Loui si ana Tech	3 4	
								91	A	Marshall I	1 4	
								91	A	Marshall I	3 6	
								91	A	Marshall I	2 7	
								103	N	UT Arlington	4 6	
								114	H	Troy	6 5	
								114	H	Troy	5 8	
								121	A	Ni chol l s St.	0 2	
								121	H	Ni chol l s St.	2 11	
								125	N	Syracuse	3 8	
								127	H	Jacksonville St.	9 6	
								127	H	Jacksonville St.	3 6	
								127	H	Jacksonville St.	5 4	
								146	H	Western Ky.	3 11	
								146	H	Western Ky.	1 4	
								146	H	Western Ky.	2 0	
								147	H	UAB	3 7	
								147	H	UAB	1 9	
								147	H	UAB	3 2	
								151	H	Southeastern La.	3 9	
								180	N	Chattanooga	6 3	
								185	N	Sai nt Loui s	15 8	
								211	H	UTEP	8 0	
								211	H	UTEP	4 1	
								211	H	UTEP	3 1	
								217	N	UT Martin	1 2	
								271	H	Al abama St.	8 0	
								274	H	Al corn	18 0	
								274	H	Al corn	5 3	
								276	H	Mi ssi ssi ppi Val .	9 2	
LAST 10 GAMES												
147	H	UAB	1 9	76	A	Loui si ana Tech	4 8					
147	H	UAB	3 7	76	A	Loui si ana Tech	1 4					
147	H	UAB	3 2	76	A	Loui si ana Tech	3 4					
32	H	Ole Miss	1 5	121	A	Ni chol l s St.	0 2					
54	A	South Ala.	1 7	13	A	LSU	1 4					

**Non-Div. I Games:**

Southern Mi ss.

Average RPI Win: 184		WON-LOST	WINNING	LAST 10	STRENGTH OF		OPP. STRENGTH	TEAM	ADJ	CONF.	ADJ CONF.
Average RPI Loss: 163		RECORD	PCT. RANK	GAMES	SCHEDULE		OF SCHEDULE	RPI	RPI	RPI	RPI
DIV. I ONLY		19-14-0	.57576	90	5-5-0		231	218	165	.47748	169
DIV. I NON-CONF.		14-10-0	.58333	100	2-1-0		287	207	216	.44544	224
TOTALS		RPI 1-25	RPI 26-50		W-L RECORDS		RPI 51-100		RPI 101-150		RPI 150+
19-14-0	0-0-0	0-0-0		OVERALL		1-2-0		6-5-0		12-7-0	
3-3-0	0-0-0	0-0-0		HOME		0-0-0		1-2-0		2-1-0	
6-5-0	0-0-0	0-0-0		AWAY		1-1-0		2-2-0		3-2-0	
10-6-0	0-0-0	0-0-0		NEUTRAL		0-1-0		3-1-0		7-4-0	
14-10-0	0-0-0	0-0-0		NON-CONFERENCE		1-2-0		3-2-0		10-6-0	
0-0-0	0-0-0	0-0-0		HOME		0-0-0		0-0-0		0-0-0	
4-4-0	0-0-0	0-0-0		AWAY		1-1-0		0-1-0		3-2-0	
10-6-0	0-0-0	0-0-0		NEUTRAL		0-1-0		3-1-0		7-4-0	
5-4-0	0-0-0	0-0-0		CONFERENCE		0-0-0		3-3-0		2-1-0	
3-3-0	0-0-0	0-0-0		HOME		0-0-0		1-2-0		2-1-0	
2-1-0	0-0-0	0-0-0		AWAY		0-0-0		2-1-0		0-0-0	
0-0-0	0-0-0	0-0-0		NEUTRAL		0-0-0		0-0-0		0-0-0	
RPI S	Opponent	Score	RPI S	Opponent	Score	RPI S	Opponent	Score	RPI S	Opponent	Score
						69 N	North Dakota St.	0 3	107 A	Duke	0 8
						91 A	Marshall	4 10	121 N	Nicholls St.	5 1
						100 A	Coastal Caro.	1 0	123 H	Toledo	7 6
									123 H	Toledo	3 11
									123 H	Toledo	3 6
									128 N	Middle Tenn.	3 11
									133 A	Ball St.	5 2
									133 A	Ball St.	4 1
									133 A	Ball St.	7 15
									134 N	UConn	10 0
									143 N	Albany (NY)	9 1
									152 H	Western Mich.	1 12
									152 H	Western Mich.	8 7
									152 H	Western Mich.	1 0
									155 N	Evansville	6 3
									188 N	Delaware	8 0
									193 N	Villanova	2 4
									195 A	Georgetown	17 5
									197 N	Ill.-Chicago	1 2
									199 N	Oakland	7 6
									230 A	Penn St.	5 6
									230 A	Penn St.	6 5
									230 A	Penn St.	10 11
									232 N	Lehigh	8 6
									238 N	Mt. St. Mary's	7 11
									254 N	Yale	3 2
									272 N	Robert Morris	2 3
									275 A	UMBC	11 3
									283 N	Rider	10 9
									294 N	Lafayette	11 3
LAST 10 GAMES											
						133 A	Ball St.	4 1	123 H	Toledo	7 6
						133 A	Ball St.	5 2	195 A	Georgetown	17 5
						133 A	Ball St.	7 15	275 A	UMBC	11 3
						123 H	Toledo	3 6	238 N	Mt. St. Mary's	7 11
						123 H	Toledo	3 11	152 H	Western Mich.	1 12

Non-Div. I Games:

Kent St.

Average RPI Win:	201	WON-LOST RECORD	WINNING PCT. RANK	LAST 10 GAMES	STRENGTH OF SCHEDULE	OPP. STRENGTH OF SCHEDULE	TEAM RPI	ADJ RPI	CONF. RPI	ADJ CONF. RPI					
DIV. I ONLY	20-11-0	.64516	61	7-3-0	278	142	169	.47732	170	22	22				
DIV. I NON-CONF.	14-8-0	.63636	72	1-0-0	291	169	201	.46187	198	22	22				
<hr/>															
TOTALS	RPI 1-25	RPI 26-50		W-L RECORDS	RPI 51-100		RPI 101-150		RPI 150+						
20-11-0	0-0-0	0-1-0		OVERALL	1-2-0		4-4-0		15-4-0						
9-4-0	0-0-0	0-1-0		HOME	1-1-0		0-0-0		8-2-0						
5-3-0	0-0-0	0-0-0		AWAY	0-0-0		3-3-0		2-0-0						
6-4-0	0-0-0	0-0-0		NEUTRAL	0-1-0		1-1-0		5-2-0						
14-8-0	0-0-0	0-1-0		NON-CONFERENCE	1-2-0		1-1-0		12-4-0						
6-4-0	0-0-0	0-1-0		HOME	1-1-0		0-0-0		5-2-0						
2-0-0	0-0-0	0-0-		AWAY	0-0-0		0-0-0		2-0-0						
6-4-0	0-0-0	0-0-0		NEUTRAL	0-1-0		1-1-0		5-2-0						
6-3-0	0-0-0	0-0-0		CONFERENCE	0-0-0		3-3-0		3-0-0						
3-0-0	0-0-0	0-0-0		HOME	0-0-0		0-0-0		3-0-0						
3-3-0	0-0-0	0-0-0		AWAY	0-0-0		3-3-0		0-0-0						
0-0-0	0-0-0	0-0-0		NEUTRAL	0-0-0		0-0-0		0-0-0						
RPI	S	Opponent	Score	RPI	S	Opponent	Score	RPI	S	Opponent	Score				
				35	H	Cal i forn i a	1 2	84	N	UC Ri versi de	1 7	108	N	Cal Poly	4 1
				86	H	Stanford	1 0	125	N	Syracuse	0 8				
				86	H	Stanford	2 5	140	A	Weber St.	4 3				
				140	A	Weber St.	4 3								
				140	A	Weber St.	3 4								
				145	A	Northern Colo.	8 9								
				145	A	Northern Colo.	4 12								
				145	A	Northern Colo.	13 12								
				164	H	UC Santa Barbara	7 8								
				164	H	UC Santa Barbara	4 8								
				164	N	UC Santa Barbara	3 0								
				191	H	Portland St.	4 2								
				191	H	Portland St.	4 1								
				191	H	Portland St.	1 0								
				200	A	New Mexico	7 5								
				200	A	New Mexico	15 12								
				213	H	Paci fic	7 2								
				220	N	Army West Point	4 7								
				233	H	Santa Clara	7 1								
				233	H	Santa Clara	6 2								
				233	N	Santa Clara	6 3								
				246	N	Saint Mary's (CA)	2 3								
				252	H	Wagner	5 3								
				252	H	Wagner	6 0								
				261	N	Fai rlei gh Di ckin son	7 0								
291	N	Howard	17 1												
291	N	Howard	9 1												
LAST 10 GAMES															
191	H	Portland St.	4 1	140	A	Weber St.	3 4								
191	H	Portland St.	4 2	145	A	Northern Colo.	13 12								
191	H	Portland St.	1 0	145	A	Northern Colo.	4 12								
140	A	Weber St.	4 3	145	A	Northern Colo.	8 9								
140	A	Weber St.	4 3	233	N	Santa Clara	6 3								

**Non-Div. I Games:**

Sacramento St.

Average RPI Win:		199	WON-LOST RECORD		WINNING PCT. RANK		LAST 10 GAMES		STRENGTH OF SCHEDULE		OPP. STRENGTH OF SCHEDULE		TEAM RPI		ADJ RPI		CONF. RPI		ADJ CONF. RPI	
DIV. I ONLY			15-20-0		.42857 180		2-8-0		148		175		170		.47728 171		14		14	
DIV. I NON-CONF.			10-13-0		.43478 170		0-4-0		77		195		138		.49972 142		15		15	
TOTALS		RPI 1-25		RPI 26-50		W-L RECORDS		RPI 51-100		RPI 101-150		RPI 150+								
15-20-0		0-1-0		0-0-0		OVERALL		1-10-0		1-4-0		13-5-0								
7-7-0		0-0-0		0-0-0		HOME		1-2-0		1-4-0		5-1-0								
3-10-0		0-1-0		0-0-0		AWAY		0-5-0		0-0-0		3-3-0								
5-3-0		0-0-0		0-0-0		NEUTRAL		0-2-0		0-0-0		5-1-0								
10-13-0		0-1-0		0-0-0		NON-CONFERENCE		1-10-0		1-1-0		8-1-0								
5-3-0		0-0-0		0-0-0		HOME		1-2-0		1-1-0		3-0-0								
0-7-0		0-1-0		0-0-		AWAY		0-6-0		0-0-0		0-0-0								
5-3-0		0-0-0		0-0-0		NEUTRAL		0-2-0		0-0-0		5-1-0								
5-7-0		0-0-0		0-0-0		CONFERENCE		0-0-0		0-3-0		5-4-0								
2-4-0		0-0-0		0-0-0		HOME		0-0-0		0-3-0		2-1-0								
3-3-0		0-0-0		0-0-0		AWAY		0-0-0		0-0-0		3-3-0								
0-0-0		0-0-0		0-0-0		NEUTRAL		0-0-0		0-0-0		0-0-0								
RPI	S	Opponent		Score		RPI	S	Opponent		Score		RPI	S	Opponent		Score				
5	A	Georgia		0 9																
								61 N Eastern Ill.		1 3				101 H Radford		2 4				
								62 A Furman		3 8				101 H Radford		5 6				
								62 A Furman		1 2				101 H Radford		5 9				
								62 A Furman		0 6				111 H Morehead St.		0 1				
								64 H North Carolina		4 10				143 H Albany (NY)		1 0				
								71 A USC Upstate		2 10				155 N Evansville		4 3				
								71 A USC Upstate		1 6				155 N Evansville		1 0				
								82 A Col. of Charleston		6 7				158 H Charleston So.		6 3				
								91 N Marshall		0 4				158 H Charleston So.		6 5				
								100 H Coastal Caro.		11 3				158 H Charleston So.		2 5				
								100 H Coastal Caro.		0 3				162 A Campbell		0 2				
														162 A Campbell		3 5				
														162 A Campbell		5 2				
														183 H Sacred Heart		4 1				
														216 N Wright St.		1 3				
														225 N Samford		7 2				
														225 N Samford		6 0				
														249 H Youngstown St.		4 0				
														251 A Presbyterian		4 2				
														251 A Presbyterian		4 1				
														251 A Presbyterian		1 5				
														284 H Norfolk St.		4 3				
														284 N Norfolk St.		6 1				
LAST 10 GAMES																				
								251 A Presbyterian		4 1				101 H Radford		2 4				
								251 A Presbyterian		4 2				101 H Radford		5 6				
								251 A Presbyterian		1 5				101 H Radford		5 9				
								62 A Furman		0 6				64 H North Carolina		4 10				
								62 A Furman		3 8				100 H Coastal Caro.		0 3				

Non-Div. I Games:

Winthrop

Average RPI Win:		177	WON-LOST		WINNING		LAST 10		STRENGTH OF		OPP. STRENGTH		TEAM	ADJ		CONF.	ADJ CONF.	
Average RPI Loss:		100	RECORD		PCT. RANK		GAMES		SCHEDULE		OF SCHEDULE		RPI	RPI		RPI	RPI	
DIV. I ONLY			12-20-0		.375	215	6-4-0		112		118		171	.47562		172	20	20
DIV. I NON-CONF.			8-18-0		.30769	232	2-2-0		72		110		174	.47508		177	20	20
TOTALS		RPI 1-25		RPI 26-50		W-L RECORDS		RPI 51-100		RPI 101-150		RPI 150+						
12-20-0		0-3-0		0-4-0		OVERALL		2-5-0		2-2-0		8-6-0						
3-2-0		0-1-0		0-0-0		HOME		0-1-0		1-0-0		2-0-0						
6-6-0		0-0-0		0-0-0		AWAY		2-0-0		0-0-0		4-1-0						
3-12-0		0-2-0		0-4-0		NEUTRAL		0-0-0		1-2-0		2-4-0						
8-18-0		0-3-0		0-4-0		NON-CONFERENCE		2-5-0		2-2-0		4-4-0						
3-2-0		0-1-0		0-0-0		HOME		0-1-0		1-0-0		2-0-0						
2-4-0		0-0-0		0-0-		AWAY		2-4-0		0-0-0		0-0-0						
3-12-0		0-2-0		0-4-0		NEUTRAL		0-0-0		1-2-0		2-4-0						
4-2-0		0-0-0		0-0-0		CONFERENCE		0-0-0		0-0-0		4-2-0						
0-0-0		0-0-0		0-0-0		HOME		0-0-0		0-0-0		0-0-0						
4-2-0		0-0-0		0-0-0		AWAY		0-0-0		0-0-0		4-2-0						
0-0-0		0-0-0		0-0-0		NEUTRAL		0-0-0		0-0-0		0-0-0						
RPI	S	Opponent		Score		RPI	S	Opponent		Score		RPI	S	Opponent		Score		
9	N	South Carolina		3	6	26	N	Nebraska		4	7	68	H	Massachusetts		2	12	
11	N	Arizona		5	7	36	N	Notre Dame		1	7	70	A	FIU		8	0	
22	H	Hofstra		6	10	43	N	San Jose St.		5	7	70	A	FIU		1	4	
						45	N	Northwestern		3	12	79	A	Colorado St.		1	5	
												79	A	Colorado St.		3	16	
												84	A	UC Ri versi de		7	2	
												84	A	UC Ri versi de		1	2	
			</															

Non-Div. I Games:

St. John's (NY)

Average RPI Win:		111	WON-LOST		WINNING		LAST 10		STRENGTH OF		OPP. STRENGTH		TEAM	ADJ		CONF.	ADJ CONF.	
Average RPI Loss:		87	RECORD		PCT. RANK		GAMES		SCHEDULE		OF SCHEDULE		RPI	RPI		RPI	RPI	
DIV. I ONLY			10-28-0		.26316		264		4-6-0		48		75		174		.47542	
DIV. I NON-CONF.			7-22-0		.24138		255		1-0-0		133		62		223		.44744	
TOTALS		RPI 1-25		RPI 26-50		W-L RECORDS		RPI 51-100		RPI 101-150		RPI 150+						
10-28-0		0-3-0		4-8-0		OVERALL		2-6-0		1-7-0		3-4-0						
3-3-0		0-0-0		2-1-0		HOME		1-2-0		0-0-0		0-0-0						
2-6-0		0-1-0		1-3-0		AWAY		1-0-0		0-2-0		0-0-0						
5-19-0		0-2-0		1-4-0		NEUTRAL		0-4-0		1-5-0		3-4-0						
7-22-0		0-3-0		2-4-0		NON-CONFERENCE		1-4-0		1-7-0		3-4-0						
0-0-0		0-0-0		0-0-0		HOME		0-0-0		0-0-0		0-0-0						
2-3-0		0-1-0		1-0-		AWAY		1-0-0		0-2-0		0-0-0						
5-19-0		0-2-0		1-4-0		NEUTRAL		0-4-0		1-5-0		3-4-0						
3-6-0		0-0-0		2-4-0		CONFERENCE		1-2-0		0-0-0		0-0-0						
3-3-0		0-0-0		2-1-0		HOME		1-2-0		0-0-0		0-0-0						
0-3-0		0-0-0		0-3-0		AWAY		0-0-0		0-0-0		0-0-0						
0-0-0		0-0-0		0-0-0		NEUTRAL		0-0-0		0-0-0		0-0-0						
RPI	S	Opponent		Score		RPI	S	Opponent		Score		RPI	S	Opponent		Score		
3	N	Arizona St.		1	9	28	A	Mi chi gan		0	6	55	H	Illinois		2	10	
13	A	LSU		2	6	28	A	Mi chi gan		1	11	55	H	Illinois		6	14	
20	N	Kentucky		3	5	28	A	Mi chi gan		0	4	55	H	Illinois		6	3	
						30	N	Oklahoma St.		0	7	56	N	McNeese		1	7	
						36	A	Notre Dame		4	1	81	N	Fresno St.		4	13	
						41	N	Drake		0	1	84	A	UC Riverside		4	3	
						43	N	San Jose St.		1	11	90	N	Illinois St.		1	5	
						45	H	Northwestern		8	17	90	N	Illinois St.		0	2	
						45	H	Northwestern		14	6							
						45	H	Northwestern		6	3							
						47	N	Texas Tech		4	3							
						47	N	Texas Tech		3	4							
						LAST 10 GAMES												
						45	H	Northwestern		8	17	28	A	Mi chi gan		0	4	
						45	H	Northwestern		6	3	36	A	Notre Dame		4	1	
						45	H	Northwestern		14	6	55	H	Illinois		6	14	
						28	A	Mi chi gan		0	6	55	H	Illinois		2	10	
						28	A	Mi chi gan		1	11	55	H	Illinois		6	3	

Non-Div. I Games:

Purdue

Average RPI Win: 200		WON-LOST	WINNING	LAST 10	STRENGTH OF		OPP. STRENGTH	TEAM	ADJ	CONF.	ADJ CONF.
Average RPI Loss: 104		RECORD	PCT. RANK	GAMES	SCHEDULE		OF SCHEDULE	RPI	RPI	RPI	RPI
DIV. I ONLY		14-22-0	.38889	201	6-4-0		114	184	175	.47518	174
DIV. I NON-CONF.		9-18-0	.33333	216	1-0-0		121	158	192	.46775	190
TOTALS		RPI 1-25	RPI 26-50		W-L RECORDS		RPI 51-100		RPI 101-150		RPI 150+
14-22-0		0-1-0	0-3-0		OVERALL		2-9-0		0-3-0		12-6-0
6-4-0		0-0-0	0-0-0		HOME		1-2-0		0-0-0		5-2-0
1-5-0		0-1-0	0-1-0		AWAY		1-2-0		0-1-0		0-0-0
7-13-0		0-0-0	0-2-0		NEUTRAL		0-5-0		0-2-0		7-4-0
9-18-0		0-1-0	0-3-0		NON-CONFERENCE		1-7-0		0-3-0		8-4-0
1-0-0		0-0-0	0-0-0		HOME		0-0-0		0-0-0		1-0-0
1-5-0		0-1-0	0-0-		AWAY		1-2-0		0-1-0		0-0-0
7-13-0		0-0-0	0-2-0		NEUTRAL		0-5-0		0-2-0		7-4-0
5-4-0		0-0-0	0-0-0		CONFERENCE		1-2-0		0-0-0		4-2-0
5-4-0		0-0-0	0-0-0		HOME		1-2-0		0-0-0		4-2-0
0-0-0		0-0-0	0-0-0		AWAY		0-0-0		0-0-0		0-0-0
0-0-0		0-0-0	0-0-0		NEUTRAL		0-0-0		0-0-0		0-0-0
RPI S	Opponent	Score	RPI S	Opponent	Score	RPI S	Opponent	Score	RPI S	Opponent	Score
20 A	Kentucky	4 8	27 N	Ohio St.	1 9	53 N	Longwood	2 7	109 A	Southern Ill.	1 8
			27 N	Ohio St.	2 10	53 N	Longwood	2 7	112 N	Michigan St.	3 4
			42 A	Louisville	4 9	55 N	Illinois	1 2	117 N	Boston U.	2 6
						55 N	Illinois	2 10	185 N	Saint Louis	0 4
						74 H	Ohio	15 5	196 N	Western Caro.	8 9
						74 H	Ohio	6 7	196 N	Western Caro.	5 4
						74 H	Ohio	0 2	197 H	Ill. -Chicago	13 2
						77 N	DePaul	2 4	197 N	Ill. -Chicago	4 2
						82 A	Col. of Charleston	5 3	197 N	Ill. -Chicago	0 1
						96 A	Eastern Ky.	3 5	201 H	Miami (OH)	8 0
						96 A	Eastern Ky.	5 11	201 H	Miami (OH)	2 7
									201 H	Miami (OH)	0 1
									209 N	Murray St.	3 0
									209 N	Murray St.	7 3
									219 N	Bethune-Cookman	1 5
									239 H	Buffalo	7 5
									239 H	Buffalo	9 1
									239 H	Buffalo	10 0
									240 N	Green Bay	5 2
									240 N	Green Bay	10 2
									243 N	Iona	6 2
			LAST 10 GAMES								
			74 H	Ohio	6 7	239 H	Buffalo	10 0			
			74 H	Ohio	15 5	197 H	Ill. -Chicago	13 2			
			74 H	Ohio	0 2	201 H	Miami (OH)	2 7			
			239 H	Buffalo	7 5	201 H	Miami (OH)	8 0			
			239 H	Buffalo	9 1	201 H	Miami (OH)	0 1			

Non-Div. I Games:

Northern Ill.



Butler

Average RPI Win: 180		WON-LOST	WINNING	LAST 10	STRENGTH OF		OPP. STRENGTH	TEAM	ADJ	CONF.	ADJ CONF.
Average RPI Loss: 106		RECORD	PCT. RANK	GAMES	SCHEDULE		OF SCHEDULE	RPI	RPI	RPI	RPI
DIV. I ONLY		12-19-0	.3871	206	4-6-0		128	154	179	.47493	175
DIV. I NON-CONF.		9-16-0	.36	206	1-3-0		142	130	188	.47089	185
TOTALS		RPI 1-25	RPI 26-50		W-L RECORDS		RPI 51-100		RPI 101-150		RPI 150+
12-19-0		0-1-0	0-1-0		OVERALL		2-9-0		3-3-0		7-5-0
3-3-0		0-0-0	0-0-0		HOME		0-0-0		1-2-0		2-1-0
1-3-0		0-1-0	0-0-0		AWAY		0-1-0		1-1-0		0-0-0
8-13-0		0-0-0	0-1-0		NEUTRAL		2-8-0		1-0-0		5-4-0
9-16-0		0-1-0	0-1-0		NON-CONFERENCE		2-9-0		2-1-0		5-4-0
0-0-0		0-0-0	0-0-0		HOME		0-0-0		0-0-0		0-0-0
1-3-0		0-1-0	0-0-		AWAY		0-1-0		1-1-0		0-0-0
8-13-0		0-0-0	0-1-0		NEUTRAL		2-8-0		1-0-0		5-4-0
3-3-0		0-0-0	0-0-0		CONFERENCE		0-0-0		1-2-0		2-1-0
3-3-0		0-0-0	0-0-0		HOME		0-0-0		1-2-0		2-1-0
0-0-0		0-0-0	0-0-0		AWAY		0-0-0		0-0-0		0-0-0
0-0-0		0-0-0	0-0-0		NEUTRAL		0-0-0		0-0-0		0-0-0
RPI S	Opponent	Score	RPI S	Opponent	Score	RPI S	Opponent	Score	RPI S	Opponent	Score
12 A	Texas A&M	1 10	42 N	Louisville	2 5	51 N	Tulsa	1 2	118 A	Belmont	3 0
						54 N	South Ala.	0 6	118 A	Belmont	0 7
						57 N	Iowa	0 8	126 H	Creighton	3 5
						57 N	Iowa	4 0	126 H	Creighton	3 8
						60 N	UCF	1 5	126 H	Creighton	2 0
						64 N	North Carolina	4 7	149 N	Indiana St.	2 1
						66 A	Memphis	0 13	166 N	Maine	1 5
						92 N	UNI	3 4	179 N	Saint Joseph's	4 7
						92 N	UNI	2 3	184 N	Bowling Green	3 12
						98 N	North Florida	0 1	203 H	Seton Hall	0 1
						98 N	North Florida	2 0	203 H	Seton Hall	6 0
									203 H	Seton Hall	8 5
									205 N	Florida A&M	2 1
									212 N	Quinnipiac	5 2
									220 N	Army West Point	5 6
									232 N	Lehigh	5 4
									279 N	N.C. A&T	7 3
									282 N	Tennessee St.	8 0
LAST 10 GAMES						203 H	Seton Hall	6 0			
						205 N	Florida A&M	2 1			
						179 N	Saint Joseph's	4 7			
						98 N	North Florida	0 1			
						166 N	Maine	1 5			
						126 H	Creighton	2 0			
						126 H	Creighton	3 8			
						126 H	Creighton	3 5			
						203 H	Seton Hall	0 1			
						203 H	Seton Hall	8 5			

Non-Div. I Games:

Butler

Average RPI Win: 246		WON-LOST	WINNING	LAST 10	STRENGTH OF		OPP. STRENGTH	TEAM	ADJ		CONF.	ADJ CONF.			
Average RPI Loss: 114		RECORD	PCT. RANK	GAMES	SCHEDULE		OF SCHEDULE	RPI	RPI		RPI	RPI			
DIV. I ONLY		22-13-0	.62857	66	3-6-0		269	242	180		.47351	176			
DIV. I NON-CONF.		20-8-0	.71429	39	1-1-0		276	236	153		.49184	153			
TOTALS		RPI 1-25	RPI 26-50		W-L RECORDS		RPI 51-100		RPI 101-150		RPI 150+				
22-13-0		0-1-0	0-2-0		OVERALL		0-6-0		0-0-0		22-4-0				
15-5-0		0-0-0	0-0-0		HOME		0-3-0		0-0-0		15-2-0				
0-3-0		0-1-0	0-0-0		AWAY		0-1-0		0-0-0		0-1-0				
7-5-0		0-0-0	0-2-0		NEUTRAL		0-2-0		0-0-0		7-1-0				
20-8-0		0-1-0	0-2-0		NON-CONFERENCE		0-3-0		0-0-0		20-2-0				
13-1-0		0-0-0	0-0-0		HOME		0-0-0		0-0-0		13-1-0				
0-2-0		0-1-0	0-0-		AWAY		0-1-0		0-0-0		0-0-0				
7-5-0		0-0-0	0-2-0		NEUTRAL		0-2-0		0-0-0		7-1-0				
2-5-0		0-0-0	0-0-0		CONFERENCE		0-3-0		0-0-0		2-2-0				
2-4-0		0-0-0	0-0-0		HOME		0-3-0		0-0-0		2-1-0				
0-1-0		0-0-0	0-0-0		AWAY		0-0-0		0-0-0		0-1-0				
0-0-0		0-0-0	0-0-0		NEUTRAL		0-0-0		0-0-0		0-0-0				
RPI	S	Opponent	Score	RPI	S	Opponent	Score	RPI	S	Opponent	Score	RPI	S	Opponent	Score
9	A	South Carolina	0 2	38	N	Liberty	0 4	68	H	Massachusetts	0 15	165	N	Montana	5 3
				38	N	Liberty	3 7	68	H	Massachusetts	2 8	165	N	Montana	2 1
								68	H	Massachusetts	4 7	177	N	Stetson	3 2
								84	A	UC Riverside	8 9	182	N	LIU Brooklyn	2 12
								91	N	Marshall	0 2	195	H	Georgetown	0 4
								92	N	UNI	3 11	200	N	New Mexico	5 2
												200	N	New Mexico	8 3
												205	N	Florida A&M	12 2
												212	N	Quinnipiac	3 1
												259	H	Princeton	9 6
												259	H	Princeton	11 0
												259	H	Princeton	3 1
												261	H	Fairleigh Dickinson	10 1
												261	H	Fairleigh Dickinson	11 1
												261	H	Fairleigh Dickinson	20 0
												264	H	Siena	6 4
												264	H	Siena	4 0
												273	H	St. Bonaventure	16 2
												273	H	St. Bonaventure	7 8
												273	H	St. Bonaventure	8 2
												278	A	Rhode Island	5 6
												288	H	Brown	14 9
												291	H	Howard	16 0
												291	H	Howard	8 0
												294	H	Lafayette	7 6
												294	H	Lafayette	9 0
				LAST 10 GAMES											
				278	A	Rhode Island	5 6	273	H	St. Bonaventure	7 8				
				195	H	Georgetown	0 4	273	H	St. Bonaventure	16 2				
				68	H	Massachusetts	0 15	273	H	St. Bonaventure	8 2				
				68	H	Massachusetts	2 8	264	H	Siena	4 0				
				68	H	Massachusetts	4 7	294	H	Lafayette	7 6				

Non-Div. I Games:

George Washington

Average RPI Win: 246		WON-LOST	WINNING	LAST 10	STRENGTH OF		OPP. STRENGTH	TEAM	ADJ	CONF.	ADJ CONF.
Average RPI Loss: 110		RECORD	PCT. RANK	GAMES	SCHEDULE		OF SCHEDULE	RPI	RPI	RPI	RPI
DIV. I ONLY		22-17-0	.5641	102	2-8-0		230	248	168	.47287	177
DIV. I NON-CONF.		20-10-0	.66667	54	0-1-0		289	276	203	.45551	209
TOTALS		RPI 1-25	RPI 26-50		W-L RECORDS		RPI 51-100		RPI 101-150		RPI 150+
22-17-0	0-1-0	1-5-0		OVERALL		1-5-0		0-0-0		20-6-0	
21-7-0	0-0-0	0-0-0		HOME		1-4-0		0-0-0		20-3-0	
1-5-0	0-0-0	1-5-0		AWAY		0-0-0		0-0-0		0-0-0	
0-5-0	0-1-0	0-0-0		NEUTRAL		0-1-0		0-0-0		0-3-0	
20-10-0	0-1-0	0-0-0		NON-CONFERENCE		0-3-0		0-0-0		20-6-0	
20-5-0	0-0-0	0-0-0		HOME		0-2-0		0-0-0		20-3-0	
0-0-0	0-0-0	0-0-		AWAY		0-0-0		0-0-0		0-0-0	
0-5-0	0-1-0	0-0-0		NEUTRAL		0-1-0		0-0-0		0-3-0	
2-7-0	0-0-0	1-5-0		CONFERENCE		1-2-0		0-0-0		0-0-0	
1-2-0	0-0-0	0-0-0		HOME		1-2-0		0-0-0		0-0-0	
1-5-0	0-0-0	1-5-0		AWAY		0-0-0		0-0-0		0-0-0	
0-0-0	0-0-0	0-0-0		NEUTRAL		0-0-0		0-0-0		0-0-0	
RPI S	Opponent	Score	RPI S	Opponent	Score	RPI S	Opponent	Score	RPI S	Opponent	Score
22 N	Hofstra	1 7	48 A	FGCU	5 9	52 H	Lipscomb	5 3	176 N	George Washington	2 3
			48 A	FGCU	0 2	52 H	Lipscomb	1 2	182 N	LIU Brooklyn	3 6
			48 A	FGCU	3 0	52 H	Lipscomb	1 2	217 H	UT Martin	4 2
			49 A	Kennesaw St.	0 8	75 H	Kansas	1 2	219 N	Bethune-Cookman	5 15
			49 A	Kennesaw St.	1 4	82 H	Col. of Charleston	0 10	226 H	Manhattan	5 7
			49 A	Kennesaw St.	1 9	92 N	UNI	1 4	226 H	Manhattan	2 9
									226 H	Manhattan	5 1
									231 H	Drexel	8 9
									238 H	Mt. St. Mary's	9 0
									238 H	Mt. St. Mary's	5 0
									247 H	George Mason	2 1
									258 H	Colgate	2 1
									262 H	Cornell	8 4
									267 H	Akron	10 1
									267 H	Akron	8 0
									272 H	Robert Morris	2 0
									272 H	Robert Morris	5 4
									277 H	Holy Cross	4 3
									277 H	Holy Cross	5 4
									277 H	Holy Cross	9 1
									282 H	Tennessee St.	13 1
									282 H	Tennessee St.	10 0
									283 H	Rider	5 1
									283 H	Rider	6 5
									288 H	Brown	3 2
									288 H	Brown	13 7
			LAST 10 GAMES								
			49 A	Kennesaw St.	1 9	52 H	Lipscomb	1 2			
			49 A	Kennesaw St.	1 4	48 A	FGCU	3 0			
			49 A	Kennesaw St.	0 8	48 A	FGCU	0 2			
			52 H	Lipscomb	5 3	48 A	FGCU	5 9			
			52 H	Lipscomb	1 2	226 H	Manhattan	5 7			

Non-Div. I Games:

Stetson

UNCW

Average RPI Win: 159		WON-LOST RECORD		WINNING PCT. RANK		LAST 10 GAMES		STRENGTH OF SCHEDULE		OPP. STRENGTH OF SCHEDULE		TEAM RPI		ADJ RPI		CONF. RPI		ADJ CONF. RPI	
DIV. I ONLY		12-21-0		.36364 222		5-5-0		105		153		177		.47278 178		10		10	
DIV. I NON-CONF.		10-14-0		.41667 177		3-0-0		222		209		213		.45375 211		12		12	
TOTALS		RPI 1-25		RPI 26-50		W-L RECORDS		RPI 51-100		RPI 101-150		RPI 150+							
12-21-0		0-5-0		1-2-0		OVERALL		2-2-0		3-3-0		6-9-0							
7-11-0		0-0-0		1-2-0		HOME		2-2-0		1-2-0		3-5-0							
2-4-0		0-2-0		0-0-0		AWAY		0-0-0		0-1-0		2-1-0							
3-6-0		0-3-0		0-0-0		NEUTRAL		0-0-0		2-0-0		1-3-0							
10-14-0		0-2-0		0-0-0		NON-CONFERENCE		2-2-0		2-1-0		6-9-0							
5-7-0		0-0-0		0-0-0		HOME		2-2-0		0-0-0		3-5-0							
2-4-0		0-2-0		0-0-		AWAY		0-0-0		0-1-0		2-1-0							
3-3-0		0-0-0		0-0-0		NEUTRAL		0-0-0		2-0-0		1-3-0							
2-7-0		0-3-0		1-2-0		CONFERENCE		0-0-0		1-2-0		0-0-0							
2-4-0		0-0-0		1-2-0		HOME		0-0-0		1-2-0		0-0-0							
0-0-0		0-0-0		0-0-0		AWAY		0-0-0		0-0-0		0-0-0							
0-3-0		0-3-0		0-0-0		NEUTRAL		0-0-0		0-0-0		0-0-0							
RPI	S	Opponent		Score		RPI	S	Opponent		Score		RPI	S	Opponent		Score			
14	A	Auburn		1	6	34	H	James Madi son		1	9	53	H	Longwood		1	3		
14	A	Auburn		0	9	34	H	James Madi son		3	11	53	H	Longwood		4	2		
22	N	Hofstra		0	8	34	H	James Madi son		6	4	64	H	North Carolina		3	0		
22	N	Hofstra		1	14							78	H	NC State		2	4		
22	N	Hofstra		2	3														
	</																		

Non-Div. I Games:

UNCW

Average RPI Win: 173		WON-LOST	WINNING	LAST 10	STRENGTH OF		OPP. STRENGTH	TEAM	ADJ	CONF.	ADJ CONF.				
Average RPI Loss: 123		RECORD	PCT. RANK	GAMES	SCHEDULE		OF SCHEDULE	RPI	RPI	RPI	RPI				
DIV. I ONLY		13-18-0	.41935	186	4-6-0		168	162	184	.47262	179	24	24		
DIV. I NON-CONF.		11-11-0	.5	138	2-0-0		228	145	176	.47778	174	25	25		
TOTALS		RPI 1-25	RPI 26-50		W-L RECORDS		RPI 51-100		RPI 101-150		RPI 150+				
13-18-0		0-0-0	0-2-0		OVERALL		3-5-0		2-5-0		8-6-0				
3-2-0		0-0-0	0-0-0		HOME		0-0-0		1-2-0		2-0-0				
3-8-0		0-0-0	0-0-0		AWAY		2-0-0		0-2-0		1-2-0				
7-8-0		0-0-0	0-2-0		NEUTRAL		1-2-0		1-1-0		5-3-0				
11-11-0		0-0-0	0-2-0		NON-CONFERENCE		3-2-0		1-3-0		7-4-0				
2-0-0		0-0-0	0-0-0		HOME		0-0-0		0-0-0		2-0-0				
2-3-0		0-0-0	0-0-		AWAY		2-0-0		0-2-0		0-1-0				
7-8-0		0-0-0	0-2-0		NEUTRAL		1-2-0		1-1-0		5-3-0				
2-7-0		0-0-0	0-0-0		CONFERENCE		0-3-0		1-2-0		1-2-0				
1-2-0		0-0-0	0-0-0		HOME		0-0-0		1-2-0		0-0-0				
1-5-0		0-0-0	0-0-0		AWAY		0-3-0		0-0-0		1-2-0				
0-0-0		0-0-0	0-0-0		NEUTRAL		0-0-0		0-0-0		0-0-0				
RPI	S	Opponent	Score	RPI	S	Opponent	Score	RPI	S	Opponent	Score	RPI	S	Opponent	Score
				39	N	South Fla.	0 1	60	N	UCF	1 9	113	A	East Carolina	1 3
				48	N	FGCU	1 2	67	N	Pittsburgh	1 7	113	A	East Carolina	0 3
								67	N	Pittsburgh	8 6	115	H	Fordham	2 11
								68	A	Massachusetts	4 8	115	H	Fordham	4 1
								68	A	Massachusetts	0 4	115	H	Fordham	0 4
								68	A	Massachusetts	3 8	120	N	Central Mich.	5 4
								100	A	Coastal Caro.	5 2	122	N	Towson	2 7
								100	A	Coastal Caro.	11 6	175	N	Butler	7 4
												185	A	Saint Louis	4 2
												185	A	Saint Louis	1 9
												185	A	Saint Louis	1 3
												188	H	Delaware	4 2
												188	H	Delaware	6 2
												195	N	Georgetown	7 3
												205	N	Florida A&M	4 5
												212	A	Quinnipiac	1 4
												212	N	Quinnipiac	1 2
												220	N	Army West Point	2 5
												272	N	Robert Morris	1 0
												275	N	UMBC	7 2
												275	N	UMBC	10 6
				LAST 10 GAMES											
				68	A	Massachusetts	4 8	115	H	Fordham	0 4				
				68	A	Massachusetts	0 4	188	H	Delaware	6 2				
				68	A	Massachusetts	3 8	188	H	Delaware	4 2				
				115	H	Fordham	4 1	185	A	Saint Louis	1 3				
				115	H	Fordham	2 11	185	A	Saint Louis	4 2				

Non-Div. I Games:

Saint Joseph's

Average RPI Win:	206	WON-LOST RECORD	WINNING PCT. RANK	LAST 10 GAMES	STRENGTH OF SCHEDULE	OPP. STRENGTH OF SCHEDULE	TEAM RPI	ADJ RPI	CONF. RPI	ADJ CONF. RPI	
Average RPI Loss:	130										
DIV. I ONLY	19-22-0	.46341	167	5-5-0	193	191	182	.47224	180	13	13
DIV. I NON-CONF.	14-18-0	.4375	169	0-1-0	176	220	184	.47117	184	14	14
TOTALS	RPI 1-25	RPI 26-50	W-L RECORDS	RPI 51-100	RPI 101-150	RPI 150+					
19-22-0	0-0-0	0-3-0	OVERALL	1-6-0	1-4-0	17-9-0					
5-10-0	0-0-0	0-0-0	HOME	1-5-0	0-3-0	4-2-0					
5-2-0	0-0-0	0-1-0	AWAY	0-0-0	0-0-0	5-1-0					
9-10-0	0-0-0	0-2-0	NEUTRAL	0-1-0	1-1-0	8-6-0					
14-18-0	0-0-0	0-3-0	NON-CONFERENCE	1-3-0	1-4-0	12-8-0					
5-7-0	0-0-0	0-0-0	HOME	1-2-0	0-3-0	4-2-0					
0-1-0	0-0-0	0-0-0	AWAY	0-0-0	0-0-0	0-0-0					
9-10-0	0-0-0	0-2-0	NEUTRAL	0-1-0	1-1-0	8-6-0					
5-4-0	0-0-0	0-0-0	CONFERENCE	0-3-0	0-0-0	5-1-0					
0-3-0	0-0-0	0-0-0	HOME	0-3-0	0-0-0	0-0-0					
5-1-0	0-0-0	0-0-0	AWAY	0-0-0	0-0-0	5-1-0					
0-0-0	0-0-0	0-0-0	NEUTRAL	0-0-0	0-0-0	0-0-0					
RPI S Opponent Score	RPI S Opponent Score	RPI S Opponent Score	RPI S Opponent Score	RPI S Opponent Score	RPI S Opponent Score	RPI S Opponent Score					
32 A Ole Miss	2 10	60 N UCF	1 3	118 H Belmont	0 3	32 A Ole Miss	2 10	60 N UCF	1 3	118 H Belmont	0 3
38 N Liberty	0 8	61 H Eastern Ill.	3 4	120 N Central Mich.	6 3	38 N Liberty	0 8	61 H Eastern Ill.	3 4	120 N Central Mich.	6 3
48 N FGCU	1 2	65 H Mercer	1 2	139 N Elon	3 4	48 N FGCU	1 2	65 H Mercer	1 2	139 N Elon	3 4
		65 H Mercer	0 11	146 H Western Ky.	2 7			65 H Mercer	0 11	146 H Western Ky.	2 7
		65 H Mercer	3 6	149 H Indiana St.	2 3			65 H Mercer	3 6	149 H Indiana St.	2 3
		72 H Austin Peay	0 1	155 H Evansville	6 5			72 H Austin Peay	0 1	155 H Evansville	6 5
		73 H Southeast Mo. St.	8 5	166 N Maine	6 0			73 H Southeast Mo. St.	8 5	166 N Maine	6 0
				168 N Southern Miss.	3 6					168 N Southern Miss.	3 6
				182 N LIU Brooklyn	4 7					182 N LIU Brooklyn	4 7
				183 H Sacred Heart	0 8					183 H Sacred Heart	0 8
				185 N Saint Louis	3 5					185 N Saint Louis	3 5
				185 N Saint Louis	2 5					185 N Saint Louis	2 5
				193 N Villanova	3 4					193 N Villanova	3 4
				196 A Western Caro.	10 2					196 A Western Caro.	10 2
				196 A Western Caro.	4 2					196 A Western Caro.	4 2
				196 A Western Caro.	5 3					196 A Western Caro.	5 3
				208 N Central Conn. St.	7 5					208 N Central Conn. St.	7 5
				212 N Quinnipiac	10 1					212 N Quinnipiac	10 1
				217 H UT Martin	2 4					217 H UT Martin	2 4
				217 N UT Martin	7 6					217 N UT Martin	7 6
				220 N Army West Point	6 5					220 N Army West Point	6 5
				225 A Samford	2 15					225 A Samford	2 15
				225 A Samford	11 6					225 A Samford	11 6
				225 A Samford	9 6					225 A Samford	9 6
				227 H Tennessee Tech	7 5					227 H Tennessee Tech	7 5
				228 H IUPUI	11 3					228 H IUPUI	11 3
				229 N Detroit Mercy	10 7					229 N Detroit Mercy	10 7
				248 N Morgan St.	3 2					248 N Morgan St.	3 2
				261 N Fairleigh Dickinson	5 9					261 N Fairleigh Dickinson	5 9
				282 H Tennessee St.	2 1					282 H Tennessee St.	2 1
				283 N Rider	12 11					283 N Rider	12 11
LAST 10 GAMES			LAST 10 GAMES			LAST 10 GAMES			LAST 10 GAMES		
196 A Western Caro.	4 2	225 A Samford	11 6	196 A Western Caro.	10 2	225 A Samford	2 15	196 A Western Caro.	10 2	225 A Samford	2 15
196 A Western Caro.	5 3	65 H Mercer	0 11	196 A Western Caro.	5 3	65 H Mercer	1 2	196 A Western Caro.	5 3	65 H Mercer	1 2
72 H Austin Peay	0 1	65 H Mercer	3 6	72 H Austin Peay	0 1	65 H Mercer	3 6	72 H Austin Peay	0 1	65 H Mercer	3 6
225 A Samford	9 6			225 A Samford	9 6			225 A Samford	9 6		

Non-Div. I Games:

Chattanooga

Average RPI Win: 200		WON-LOST	WINNING	LAST 10	STRENGTH OF		OPP. STRENGTH	TEAM	ADJ		CONF.	ADJ CONF.
Average RPI Loss: 102		RECORD	PCT. RANK	GAMES	SCHEDULE		OF SCHEDULE	RPI	RPI		RPI	RPI
DIV. I ONLY		11-21-0	.34375	228	5-5-0		85	190	181		.47179	181
DIV. I NON-CONF.		6-11-0	.35294	208	2-0-0		25	219	150		.49397	151
TOTALS		RPI 1-25	RPI 26-50		W-L RECORDS		RPI 51-100		RPI 101-150		RPI 150+	
11-21-0		0-3-0	0-2-0		OVERALL		1-6-0		3-4-0		7-6-0	
6-5-0		0-0-0	0-0-0		HOME		1-1-0		3-3-0		2-1-0	
2-11-0		0-3-0	0-1-0		AWAY		0-3-0		0-1-0		2-3-0	
3-5-0		0-0-0	0-1-0		NEUTRAL		0-2-0		0-0-0		3-2-0	
6-11-0		0-3-0	0-2-0		NON-CONFERENCE		1-3-0		0-1-0		5-2-0	
1-1-0		0-0-0	0-0-0		HOME		1-1-0		0-0-0		0-0-0	
2-5-0		0-3-0	0-0-		AWAY		0-0-0		0-1-0		2-0-0	
3-5-0		0-0-0	0-1-0		NEUTRAL		0-2-0		0-0-0		3-2-0	
5-10-0		0-0-0	0-0-0		CONFERENCE		0-3-0		3-3-0		2-4-0	
5-4-0		0-0-0	0-0-0		HOME		0-0-0		3-3-0		2-1-0	
0-6-0		0-0-0	0-0-0		AWAY		0-3-0		0-0-0		0-3-0	
0-0-0		0-0-0	0-0-0		NEUTRAL		0-0-0		0-0-0		0-0-0	
RPI S	Opponent	Score	RPI S	Opponent	Score	RPI S	Opponent	Score	RPI S	Opponent	Score	
12 A	Texas A&M	3 8	33 A	Texas	0 2	56 A	McNeese	4 5	103 A	UT Arlington	0 9	
12 A	Texas A&M	0 7	44 N	Wisconsin	1 7	56 A	McNeese	0 8	106 H	Northwestern St.	4 2	
25 A	Texas St.	3 6				56 A	McNeese	5 6	106 H	Northwestern St.	0 10	
						75 H	Kansas	1 0	106 H	Northwestern St.	3 10	
						75 H	Kansas	0 5	144 H	Central Ark.	5 6	
						79 N	Colorado St.	9 14	144 H	Central Ark.	4 3	
						79 N	Colorado St.	1 6	144 H	Central Ark.	5 3	
									153 A	Sam Houston St.	2 7	
									153 A	Sam Houston St.	0 4	
									153 A	Sam Houston St.	0 8	
									193 N	Villanova	5 3	
									222 N	Northern Ky.	2 3	
									239 N	Buffalo	0 4	
									241 H	Houston Baptist	6 4	
									241 H	Houston Baptist	2 1	
									241 H	Houston Baptist	2 6	
									255 A	Texas Southern	8 7	
									255 A	Texas Southern	9 3	
									270 N	Eastern Mich.	5 3	
									271 N	Alabama St.	3 2	
			LAST 10 GAMES									
			106 H	Northwestern St.	3 10	241 H	Houston Baptist	6 4				
			106 H	Northwestern St.	4 2	241 H	Houston Baptist	2 6				
			106 H	Northwestern St.	0 10	241 H	Houston Baptist	2 1				
			255 A	Texas Southern	8 7	56 A	McNeese	4 5				
			255 A	Texas Southern	9 3	56 A	McNeese	5 6				

Non-Div. I Games:

Incarnate Word

Average RPI Win:		202	WON-LOST		WINNING		LAST 10		STRENGTH OF		OPP. STRENGTH		TEAM		ADJ		CONF.		ADJ CONF.					
Average RPI Loss:		114	RECORD		PCT. RANK		GAMES		SCHEDULE		OF SCHEDULE		RPI		RPI		RPI		RPI					
DIV. I ONLY			13-20-0		.39394		195		6-4-0		144		171		186		.47103		182		25		25	
DIV. I NON-CONF.			11-17-0		.39286		189		4-1-0		100		174		164		.48576		163		24		24	
TOTALS		RPI 1-25		RPI 26-50		W-L RECORDS		RPI 51-100		RPI 101-150		RPI 150+												
13-20-0		0-2-0		0-2-0		OVERALL		0-5-0		1-6-0		12-5-0												
0-0-0		0-0-0		0-0-0		HOME		0-0-0		0-0-0		0-0-0												
2-6-0		0-0-0		0-1-0		AWAY		0-1-0		0-1-0		2-3-0												
11-14-0		0-2-0		0-1-0		NEUTRAL		0-4-0		1-5-0		10-2-0												
11-17-0		0-2-0		0-2-0		NON-CONFERENCE		0-5-0		1-6-0		10-2-0												
0-0-0		0-0-0		0-0-0		HOME		0-0-0		0-0-0		0-0-0												
0-3-0		0-0-0		0-0-		AWAY		0-1-0		0-1-0		0-0-0												
11-14-0		0-2-0		0-1-0		NEUTRAL		0-4-0		1-5-0		10-2-0												
2-3-0		0-0-0		0-0-0		CONFERENCE		0-0-0		0-0-0		2-3-0												
0-0-0		0-0-0		0-0-0		HOME		0-0-0		0-0-0		0-0-0												
2-3-0		0-0-0		0-0-0		AWAY		0-0-0		0-0-0		2-3-0												
0-0-0		0-0-0		0-0-0		NEUTRAL		0-0-0		0-0-0		0-0-0												
RPI	S	Opponent		Score		RPI	S	Opponent		Score		RPI	S	Opponent		Score								
3	N	Arizona St.		5	9	48	A	FGCU		6	9	60	A	UCF		7	13							
17	N	Oregon St.		0	4	49	N	Kennesaw St.		0	10	66	N	Memphis		1	9							
												78	N	NC State		1	10							
												83	N	Cal St. Fullerton		0	5							
												98	N	North Florida		1	4							
												105	A	Fla. Atlantic		5	6							
												116	N	Rutgers		1	4							
												129	N	CSUN		6	7							
												133	N	Ball St.		1	8							
												133	N	Ball St.		2	10							
												139	N	Elon		5	4							
												144	N	Central Ark.		6	8							
												166	N	Maine		9	0							
												176	N	George Washington		12	2							
												177	N	Stetson		6	3							
												180	N	Chattanooga		7	4							
												186	N	Loyola Chicago		1	0							
												195	N	Georgetown		3	8							
												198	A	Bryant		9	8							
												198	A	Bryant		1	5							
												203	N	Seton Hall		1	3							
												205	N	Florida A&M		4	2							
												208	A	Central Conn. St.		0	9							
												208	A	Central Conn. St.		5	14							
												219	N	Bethune-Cookman		6	5							
												222	N	Northern Ky.		6	1							
												232	N	Lehigh		8	7							
												252	A	Wagner		7	6							
												270	N	Eastern Mich.		7	6							
LAST 10 GAMES																								
208 A Central Conn. St.						5	14	180 N Chattanooga						7	4									
208 A Central Conn. St.						0	9	232 N Lehigh						8	7									
198 A Bryant						1	5	139 N Elon						5	4									
198 A Bryant						9	8	166 N Maine						9	0									
252 A Wagner						7	6	98 N North Florida						1	4									

Non-Div. I Games:

LIU Brooklyn



Average RPI Win:		229	WON-LOST RECORD		WINNING PCT. RANK		LAST 10 GAMES		STRENGTH OF SCHEDULE			OPP. STRENGTH OF SCHEDULE			TEAM RPI		ADJ RPI		CONF. RPI		ADJ CONF. RPI						
DIV. I ONLY			19-14-0		.57576		90		4-6-0			239			261			176		.47078		183		25		25	
DIV. I NON-CONF.			16-13-0		.55172		115		1-5-0			239			272			181		.4691		188		24		24	
TOTALS		RPI 1-25		RPI 26-50		W-L RECORDS				RPI 51-100				RPI 101-150				RPI 150+									
19-14-0		0-0-0		0-0-0		OVERALL				0-3-0				3-4-0				16-7-0									
1-2-0		0-0-0		0-0-0		HOME				0-0-0				0-0-0				1-2-0									
7-8-0		0-0-0		0-0-0		AWAY				0-2-0				1-1-0				6-5-0									
11-4-0		0-0-0		0-0-0		NEUTRAL				0-1-0				2-3-0				9-0-0									
16-13-0		0-0-0		0-0-0		NON-CONFERENCE				0-3-0				3-4-0				13-6-0									
1-2-0		0-0-0		0-0-0		HOME				0-0-0				0-0-0				1-2-0									
4-7-0		0-0-0		0-0-		AWAY				0-2-0				1-1-0				3-4-0									
11-4-0		0-0-0		0-0-0		NEUTRAL				0-1-0				2-3-0				9-0-0									
3-1-0		0-0-0		0-0-0		CONFERENCE				0-0-0				0-0-0				3-1-0									
0-0-0		0-0-0		0-0-0		HOME				0-0-0				0-0-0				0-0-0									
3-1-0		0-0-0		0-0-0		AWAY				0-0-0				0-0-0				3-1-0									
0-0-0		0-0-0		0-0-0		NEUTRAL				0-0-0				0-0-0				0-0-0									
RPI	S	Opponent		Score		RPI	S	Opponent		Score		RPI	S	Opponent		Score		RPI	S	Opponent		Score					
															</												

Non-Div. I Games:

Sacred Heart

Average RPI Win:	212	WON-LOST	WINNING	LAST 10	STRENGTH OF	OPP. STRENGTH	TEAM	ADJ	CONF.	ADJ CONF.	
Average RPI Loss:	130	RECORD	PCT. RANK	GAMES	SCHEDULE	OF SCHEDULE	RPI	RPI	RPI	RPI	
DIV. I ONLY	18-18-0	.5	141	2-8-0	213	223	185	.47	184	21	21
DIV. I NON-CONF.	17-10-0	.62963	76	1-0-0	270	211	168	.4812	169	21	21
<hr/>											
TOTALS	RPI 1-25	RPI 26-50		W-L RECORDS		RPI 51-100		RPI 101-150		RPI 150+	
18-18-0	0-0-0	0-2-0		OVERALL		1-2-0		3-8-0		14-6-0	
2-5-0	0-0-0	0-0-0		HOME		0-0-0		1-2-0		1-3-0	
3-10-0	0-0-0	0-2-0		AWAY		1-2-0		1-4-0		1-2-0	
13-3-0	0-0-0	0-0-0		NEUTRAL		0-0-0		1-2-0		12-1-0	
17-10-0	0-0-0	0-2-0		NON-CONFERENCE		1-2-0		2-3-0		14-3-0	
1-0-0	0-0-0	0-0-0		HOME		0-0-0		0-0-0		1-0-0	
3-7-0	0-0-0	0-0-		AWAY		1-2-0		1-1-0		1-2-0	
13-3-0	0-0-0	0-0-0		NEUTRAL		0-0-0		1-2-0		12-1-0	
1-8-0	0-0-0	0-0-0		CONFERENCE		0-0-0		1-5-0		0-3-0	
1-5-0	0-0-0	0-0-0		HOME		0-0-0		1-2-0		0-3-0	
0-3-0	0-0-0	0-0-0		AWAY		0-0-0		0-3-0		0-0-0	
0-0-0	0-0-0	0-0-0		NEUTRAL		0-0-0		0-0-0		0-0-0	
RPI	S	Opponent	Score	RPI	S	Opponent	Score	RPI	S	Opponent	Score
				47	A	Texas Tech	5 6				
				47	A	Texas Tech	2 3				
								52	A	Lipscomb	2 3
								52	A	Lipscomb	6 3
								66	A	Memphis	1 9
								123	A	Toledo	4 5
								123	A	Toledo	2 8
								123	A	Toledo	1 5
								133	H	Ball St.	0 9
								133	H	Ball St.	0 12
								133	H	Ball St.	4 2
								139	A	Elon	3 4
								139	A	Elon	6 3
								148	N	UTSA	3 1
								148	N	UTSA	3 7
								149	N	Indiana St.	6 7
								152	H	Western Mich.	0 1
								152	H	Western Mich.	3 5
								152	H	Western Mich.	1 14
								155	A	Abilene Christian	4 8
								155	A	Abilene Christian	2 3
								167	N	North Texas	3 2
								175	N	Butler	12 3
								200	N	New Mexico	7 3
								223	H	Fort Wayne	1 0
								228	N	IUPUI	4 3
								228	N	IUPUI	7 3
								238	N	Mt. St. Mary's	12 3
								260	N	Niagara	4 0
								260	N	Niagara	4 0
								266	N	Canisius	8 0
								269	A	Cleveland St.	10 3
								272	N	Robert Morris	8 1
								276	N	Mississippi Val.	6 1
								278	N	Rhode Island	9 1
								282	N	Tennessee St.	0 5
LAST 10 GAMES				LAST 10 GAMES				LAST 10 GAMES			
				123	A	Toledo	1 5	152	H	Western Mich.	0 1
				123	A	Toledo	4 5	223	H	Fort Wayne	1 0
				123	A	Toledo	2 8	133	H	Ball St.	0 12
				152	H	Western Mich.	1 14	133	H	Ball St.	0 9
				152	H	Western Mich.	3 5	133	H	Ball St.	4 2

Non-Div. I Games:

Bowling Green

Average RPI Win: 218		WON-LOST	WINNING	LAST 10	STRENGTH OF		OPP. STRENGTH	TEAM	ADJ	CONF.	ADJ CONF.
Average RPI Loss: 134		RECORD	PCT. RANK	GAMES	SCHEDULE		OF SCHEDULE	RPI	RPI	RPI	RPI
DIV. I ONLY		21-16-0	.56757	99	6-4-0		264	161	187	.46976	185
DIV. I NON-CONF.		14-13-0	.51852	131	0-1-0		264	118	190	.46671	192
TOTALS		RPI 1-25	RPI 26-50		W-L RECORDS		RPI 51-100		RPI 101-150		RPI 150+
21-16-0		0-1-0	0-1-0		OVERALL		0-4-0		0-3-0		21-7-0
3-3-0		0-0-0	0-0-0		HOME		0-1-0		0-1-0		3-1-0
3-7-0		0-0-0	0-1-0		AWAY		0-3-0		0-1-0		3-2-0
15-6-0		0-1-0	0-0-0		NEUTRAL		0-0-0		0-1-0		15-4-0
14-13-0		0-1-0	0-1-0		NON-CONFERENCE		0-4-0		0-3-0		14-4-0
1-2-0		0-0-0	0-0-0		HOME		0-1-0		0-1-0		1-0-0
0-5-0		0-0-0	0-0-		AWAY		0-3-0		0-1-0		0-0-0
13-6-0		0-1-0	0-0-0		NEUTRAL		0-0-0		0-1-0		13-4-0
7-3-0		0-0-0	0-0-0		CONFERENCE		0-0-0		0-0-0		7-3-0
2-1-0		0-0-0	0-0-0		HOME		0-0-0		0-0-0		2-1-0
3-2-0		0-0-0	0-0-0		AWAY		0-0-0		0-0-0		3-2-0
2-0-0		0-0-0	0-0-0		NEUTRAL		0-0-0		0-0-0		2-0-0
RPI S	Opponent	Score	RPI S	Opponent	Score	RPI S	Opponent	Score	RPI S	Opponent	Score
1 N	Washington	3 15	32 A	Ole Miss	1 3	75 A	Kansas	0 4	102 A	Bradley	0 8
						76 A	Louisiana Tech	1 5	109 H	Southern Ill.	2 9
						85 H	Missouri St.	3 6	145 N	Northern Colo.	0 8
						96 A	Eastern Ky.	2 7	168 N	Southern Miss.	8 15
									174 N	Northern Ill.	4 0
									179 H	Saint Joseph's	3 1
									179 H	Saint Joseph's	9 1
									179 H	Saint Joseph's	2 4
									180 N	Chattanooga	5 3
									180 N	Chattanooga	5 2
									189 N	South Dakota	6 0
									190 N	Western Ill.	2 3
									190 N	Western Ill.	5 4
									196 N	Western Caro.	5 1
									201 N	Miami (OH)	2 3
									201 N	Miami (OH)	6 0
									206 A	Dayton	5 2
									206 A	Dayton	4 11
									209 H	Murray St.	5 4
									209 N	Murray St.	7 3
									217 N	UT Martin	5 3
									218 N	UMKC	6 4
									224 N	UMass Lowell	2 3
									247 A	George Mason	12 2
									247 A	George Mason	6 1
									247 A	George Mason	1 2
									267 N	Akron	12 2
									267 N	Akron	9 7
									273 N	St. Bonaventure	10 1
									273 N	St. Bonaventure	11 0
									274 N	Aicorn	10 2
LAST 10 GAMES			LAST 10 GAMES			LAST 10 GAMES			LAST 10 GAMES		
			273 N	St. Bonaventure	10 1	247 A	George Mason	6 1			
			273 N	St. Bonaventure	11 0	247 A	George Mason	1 2			
			206 A	Dayton	5 2	85 H	Missouri St.	3 6			
			206 A	Dayton	4 11	179 H	Saint Joseph's	3 1			
			247 A	George Mason	12 2	179 H	Saint Joseph's	2 4			

Non-Div. I Games:

Saint Louis

Average RPI Win:	194	WON-LOST RECORD	WINNING PCT. RANK	LAST 10 GAMES	STRENGTH OF SCHEDULE	OPP. STRENGTH OF SCHEDULE	TEAM RPI	ADJ RPI	CONF. RPI	ADJ CONF. RPI					
DIV. I ONLY	16-16-0	.5	141	4-6-0	211	201	178	.46906	186	12	12				
DIV. I NON-CONF.	13-9-0	.59091	97	1-0-0	190	274	144	.49366	152	11	11				
<hr/>															
TOTALS	RPI 1-25	RPI 26-50		W-L RECORDS		RPI 51-100		RPI 101-150		RPI 150+					
16-16-0	0-0-0	0-1-0		OVERALL		1-4-0		2-5-0		13-6-0					
3-4-0	0-0-0	0-0-0		HOME		0-2-0		0-0-0		3-2-0					
2-4-0	0-0-0	0-0-0		AWAY		0-1-0		2-3-0		0-0-0					
11-8-0	0-0-0	0-1-0		NEUTRAL		1-1-0		0-2-0		10-4-0					
<hr/>															
13-9-0	0-0-0	0-1-0		NON-CONFERENCE		1-2-0		0-2-0		12-4-0					
2-0-0	0-0-0	0-0-0		HOME		0-0-0		0-0-0		2-0-0					
0-1-0	0-0-0	0-0-		AWAY		0-1-0		0-0-0		0-0-0					
11-8-0	0-0-0	0-1-0		NEUTRAL		1-1-0		0-2-0		10-4-0					
<hr/>															
3-7-0	0-0-0	0-0-0		CONFERENCE		0-2-0		2-3-0		1-2-0					
1-4-0	0-0-0	0-0-0		HOME		0-2-0		0-0-0		1-2-0					
2-3-0	0-0-0	0-0-0		AWAY		0-0-0		2-3-0		0-0-0					
0-0-0	0-0-0	0-0-0		NEUTRAL		0-0-0		0-0-0		0-0-0					
<hr/>															
RPI	S	Opponent	Score	RPI	S	Opponent	Score	RPI	S	Opponent	Score				
				39	N	South Fla.	3 6	88	N	South Dakota St.	2 1	102	A	Bradley	7 5
				89	A	Lamar University	4 5	102	A	Bradley	4 5				
				90	H	Illinois St.	0 8	109	A	Southern Ill.	4 5				
				90	H	Illinois St.	0 3	109	A	Southern Ill.	1 9				
				96	N	Eastern Ky.	4 5	109	A	Southern Ill.	5 2				
				131	N	SIUE	1 6								
				145	N	Northern Colo.	0 5								
				155	H	Evansville	3 4								
				155	H	Evansville	1 7								
				155	H	Evansville	2 0								
				166	N	Maine	1 0								
				182	N	LIU Brooklyn	0 1								
				193	N	Villanova	6 2								
				197	H	Ill. -Chicago	1 0								
				203	N	Seton Hall	4 2								
				203	N	Seton Hall	12 0								
				216	N	Wright St.	9 1								
				220	N	Army West Point	15 5								
				222	N	Northern Ky.	0 2								
				223	H	Fort Wayne	3 2								
228	N	IUPUI	4 0												
232	N	Lehigh	6 2												
257	N	Binghamton	2 6												
265	N	La Salle	2 3												
285	N	Alabama A&M	9 1												
285	N	Alabama A&M	8 0												
				LAST 10 GAMES											
90 H Illinois St.				0 8	197 H Ill. -Chicago				1 0						
90 H Illinois St.				0 3	102 A Bradley				4 5						
155 H Evansville				1 7	102 A Bradley				7 5						
155 H Evansville				2 0	109 A Southern Ill.				4 5						
155 H Evansville				3 4	109 A Southern Ill.				5 2						

Non-Div. I Games:

Loyola Chicago

Average RPI Win:		206	WON-LOST RECORD		WINNING PCT. RANK		LAST 10 GAMES		STRENGTH OF SCHEDULE		OPP. STRENGTH OF SCHEDULE		TEAM RPI		ADJ RPI		CONF. RPI		ADJ CONF. RPI	
DIV. I ONLY			12-13-0		.48 159		5-5-0		220		147		188		.46841 187		30		30	
DIV. I NON-CONF.			8-13-0		.38095 196		1-5-0		208		119		209		.4551 210		30		30	
TOTALS		RPI 1-25		RPI 26-50		W-L RECORDS		RPI 51-100		RPI 101-150		RPI 150+								
12-13-0		0-1-0		0-2-0		OVERALL		2-5-0		1-1-0		9-4-0								
2-0-0		0-0-0		0-0-0		HOME		0-0-0		0-0-0		2-0-0								
3-4-0		0-1-0		0-0-0		AWAY		1-2-0		0-0-0		2-1-0								
7-9-0		0-0-0		0-2-0		NEUTRAL		1-3-0		1-1-0		5-3-0								
8-13-0		0-1-0		0-2-0		NON-CONFERENCE		2-5-0		1-1-0		5-4-0								
0-0-0		0-0-0		0-0-0		HOME		0-0-0		0-0-0		0-0-0								
1-4-0		0-1-0		0-0-		AWAY		1-2-0		0-0-0		0-1-0								
7-9-0		0-0-0		0-2-0		NEUTRAL		1-3-0		1-1-0		5-3-0								
4-0-0		0-0-0		0-0-0		CONFERENCE		0-0-0		0-0-0		4-0-0								
2-0-0		0-0-0		0-0-0		HOME		0-0-0		0-0-0		2-0-0								
2-0-0		0-0-0		0-0-0		AWAY		0-0-0		0-0-0		2-0-0								
0-0-0		0-0-0		0-0-0		NEUTRAL		0-0-0		0-0-0		0-0-0								
RPI	S	Opponent		Score		RPI	S	Opponent		Score		RPI	S	Opponent		Score				
16	A	Long Beach St.		1	9	35	N	Cal i forni a		1	13	63	N	Ga. Southern		9	4			
						35	N	Cal i forni a		0	6	68	N	Massachusetts		3	11			
												69	N	North Dakota St.		2	5			
												69	N	North Dakota St.		0	1			
												81	A	Fresno St.		4	10			
												95	A	Loyol a Marymount		2	3			
												95	A	Loyol a Marymount		4	2			
												125	N	Syracuse		1	6			
												125	N	Syracuse		3	2			
												155	N	Abilene Christian		9	10			
												164	N	UC Santa Barbara		12	4			
												164	N	UC Santa Barbara		3	6			
												207	A	Fai rfi el d		6	0			
												207	A	Fai rfi el d		8	2			
												247	A	George Mason		1	4			
												247	N	George Mason		5	3			
												258	N	Col gate		2	7			
												258	N	Col gate		4	3			
												269	N	Cl eveland St.		5	1			
												270	N	Eastern Mi ch.		6	5			
												283	H	Ri der		3	0			
												283	H	Ri der		7	4			
LAST 10 GAMES						LAST 10 GAMES						LAST 10 GAMES								
283 H Ri der 3 0						95 A Loyol a Marymount 2 3						283 H Ri der 7 4								
283 H Ri der 7 4						258 N Col gate 4 3						258 N Col gate 2 7								
207 A Fai rfi el d 6 0						258 N Col gate 2 7						69 N North Dakota St. 0 1								
207 A Fai rfi el d 8 2						69 N North Dakota St. 0 1						16 A Long Beach St. 1 9								
69 N North Dakota St. 2 5						16 A Long Beach St. 1 9														

**Non-Div. I Games:**

Monmouth

Average RPI Win: 179		WON-LOST RECORD		WINNING PCT. RANK		LAST 10 GAMES		STRENGTH OF SCHEDULE		OPP. STRENGTH OF SCHEDULE		TEAM RPI		ADJ RPI		CONF. RPI		ADJ CONF. RPI	
DIV. I ONLY		8-25-0		.24242 271		1-9-0		34		195		183		.46813 188		10		10	
DIV. I NON-CONF.		6-18-0		.25 252		0-2-0		50		170		194		.46249 196		12		12	
TOTALS		RPI 1-25		RPI 26-50		W-L RECORDS		RPI 51-100		RPI 101-150		RPI 150+							
8-25-0		0-4-0		0-4-0		OVERALL		1-5-0		3-4-0		4-8-0							
3-4-0		0-0-0		0-0-0		HOME		0-0-0		0-0-0		3-4-0							
1-9-0		0-1-0		0-4-0		AWAY		0-0-0		1-2-0		0-2-0							
4-12-0		0-3-0		0-0-0		NEUTRAL		1-5-0		2-2-0		1-2-0							
6-18-0		0-4-0		0-1-0		NON-CONFERENCE		1-5-0		2-2-0		3-6-0							
2-2-0		0-0-0		0-0-0		HOME		0-0-0		0-0-0		2-2-0							
0-4-0		0-1-0		0-0-		AWAY		0-0-0		0-0-0		0-2-0							
4-12-0		0-3-0		0-0-0		NEUTRAL		1-5-0		2-2-0		1-2-0							
2-7-0		0-0-0		0-3-0		CONFERENCE		0-0-0		1-2-0		1-2-0							
1-2-0		0-0-0		0-0-0		HOME		0-0-0		0-0-0		1-2-0							
1-5-0		0-0-0		0-3-0		AWAY		0-0-0		1-2-0		0-0-0							
0-0-0		0-0-0		0-0-0		NEUTRAL		0-0-0		0-0-0		0-0-0							
RPI	S	Opponent		Score		RPI	S	Opponent		Score		RPI	S	Opponent		Score			
14	A	Auburn		0	15	34	A	James Madison		0	15	56	N	McNeese		1	9		
15	N	Baylor		3	5	34	A	James Madison		1	13	58	N	Georgia St.		2	14		
15	N	Baylor		5	15	34	A	James Madison		4	11	58	N	Georgia St.		1	2		
21	N	Arkansas		1	10	38	A	Liberty		5	13	68	N	Massachusetts		5	9		
												74	N	Ohio		4	2		
												74	N	Ohio		0	8		
														Nicholls St.		2	4		
														Towson		3	5		
														Towson		4	7		
														Towson		8	4		
														Ball St.		6	5		
														Maryland		1	4		
														Albany (NY)		5	1		
														Kent St.		0	8		
														Saint Joseph's		2	6		
														Saint Joseph's		2	4		
														Villanova		6	2		
														Villanova		0	3		
														Drexel		8	6		
														Drexel		1	3		
														Drexel		1	3		
														Binghamton		6	9		
														Cornell		2	0		
														Cornell		1	2		
														Robert Morris		12	10		
LAST 10 GAMES																			
34	A	James Madison		1	13	122	A	Towson		4	7								
34	A	James Madison		0	15	179	A	Saint Joseph's		2	6								
34	A	James Madison		4	11	179	A	Saint Joseph's		2	4								
122	A	Towson		3	5	231	H	Drexel		1	3								
122	A	Towson		8	4	231	H	Drexel		1	3								

Non-Div. I Games:

Del aware

Average RPI Win: 184		WON-LOST	WINNING	LAST 10	STRENGTH OF		OPP. STRENGTH	TEAM	ADJ	CONF.	ADJ CONF.
Average RPI Loss: 106		RECORD	PCT. RANK	GAMES	SCHEDULE		OF SCHEDULE	RPI	RPI	RPI	RPI
DIV. I ONLY		14-27-0	.34146	229	3-7-0		113	141	193	.46802	189
DIV. I NON-CONF.		10-22-0	.3125	229	0-2-0		99	142	191	.46897	189
TOTALS		RPI 1-25	RPI 26-50		W-L RECORDS		RPI 51-100		RPI 101-150		RPI 150+
14-27-0		0-2-0	0-6-0		OVERALL		2-6-0		3-6-0		9-7-0
0-3-0		0-0-0	0-0-0		HOME		0-0-0		0-0-0		0-3-0
4-7-0		0-2-0	0-1-0		AWAY		0-1-0		0-2-0		4-1-0
10-17-0		0-0-0	0-5-0		NEUTRAL		2-5-0		3-4-0		5-3-0
10-22-0		0-2-0	0-6-0		NON-CONFERENCE		1-4-0		3-6-0		6-4-0
0-0-0		0-0-0	0-0-0		HOME		0-0-0		0-0-0		0-0-0
1-7-0		0-2-0	0-0-		AWAY		0-1-0		0-2-0		1-1-0
9-15-0		0-0-0	0-5-0		NEUTRAL		1-3-0		3-4-0		5-3-0
4-5-0		0-0-0	0-0-0		CONFERENCE		1-2-0		0-0-0		3-3-0
0-3-0		0-0-0	0-0-0		HOME		0-0-0		0-0-0		0-3-0
3-0-0		0-0-0	0-0-0		AWAY		0-0-0		0-0-0		3-0-0
1-2-0		0-0-0	0-0-0		NEUTRAL		1-2-0		0-0-0		0-0-0
RPI S	Opponent	Score	RPI S	Opponent	Score	RPI S	Opponent	Score	RPI S	Opponent	Score
3 A	Ari zona St.	0 8	26 A	Nebraska	3 9	71 N	USC Upstate	7 4	126 A	Creighton	2 10
11 A	Ari zona	1 9	36 N	Notre Dame	6 9	73 N	Southeast Mo. St.	2 10	129 N	CSUN	1 11
			43 N	San Jose St.	12 16	76 A	Louisiana Tech	1 9	131 N	SIUE	4 1
			43 N	San Jose St.	5 6	85 N	Missouri St.	3 13	132 A	UNLV	2 6
			44 N	Wisconsin	3 6	88 N	South Dakota St.	0 7	132 N	UNLV	1 0
			45 N	Northwestern	5 13	88 N	South Dakota St.	4 5	136 N	San Diego	1 4
						88 N	South Dakota St.	7 0	136 N	San Diego	6 5
						93 N	Boise St.	3 11	141 N	UC Davis	1 3
									142 N	Valparaiso	7 8
									157 A	Grand Canyon	10 1
									157 A	Grand Canyon	3 12
									173 N	Purdue	2 11
									185 N	Saint Louis	0 6
									190 H	Western Ill.	12 20
									190 H	Western Ill.	4 7
									190 H	Western Ill.	3 5
									200 N	New Mexico	5 2
									210 A	Omaha	11 8
									210 A	Omaha	11 6
									210 A	Omaha	11 2
									211 N	UTEP	5 7
									224 N	UMass Lowell	5 4
									259 N	Princeton	11 5
									270 N	Eastern Mich.	6 0
									274 N	Alcorn	10 1
			LAST 10 GAMES								
			88 N	South Dakota St.	0 7	190 H	Western Ill.	4 7			
			88 N	South Dakota St.	7 0	190 H	Western Ill.	3 5			
			88 N	South Dakota St.	4 5	26 A	Nebraska	3 9			
			126 A	Creighton	2 10	210 A	Omaha	11 8			
			190 H	Western Ill.	12 20	210 A	Omaha	11 6			

Non-Div. I Games:

South Dakota

Average RPI Win:		202	WON-LOST RECORD		WINNING PCT. RANK		LAST 10 GAMES		STRENGTH OF SCHEDULE		OPP. STRENGTH OF SCHEDULE		TEAM RPI		ADJ RPI		CONF. RPI		ADJ CONF. RPI	
DIV. I ONLY			13-22-0		.37143 218		7-3-0		143		122		189		.46784 190		18		18	
DIV. I NON-CONF.			7-22-0		.24138 255		1-3-0		115		120		220		.4472 220		18		18	
TOTALS		RPI 1-25		RPI 26-50		W-L RECORDS		RPI 51-100		RPI 101-150		RPI 150+								
13-22-0		0-3-0		0-2-0		OVERALL		0-6-0		0-3-0		13-8-0								
3-0-0		0-0-0		0-0-0		HOME		0-0-0		0-0-0		3-0-0								
3-9-0		0-2-0		0-2-0		AWAY		0-1-0		0-2-0		3-2-0								
7-13-0		0-1-0		0-0-0		NEUTRAL		0-5-0		0-1-0		7-6-0								
7-22-0		0-3-0		0-2-0		NON-CONFERENCE		0-6-0		0-3-0		7-8-0								
0-0-0		0-0-0		0-0-0		HOME		0-0-0		0-0-0		0-0-0								
0-9-0		0-2-0		0-0-		AWAY		0-1-0		0-2-0		0-2-0								
7-13-0		0-1-0		0-0-0		NEUTRAL		0-5-0		0-1-0		7-6-0								
6-0-0		0-0-0		0-0-0		CONFERENCE		0-0-0		0-0-0		6-0-0								
3-0-0		0-0-0		0-0-0		HOME		0-0-0		0-0-0		3-0-0								
3-0-0		0-0-0		0-0-0		AWAY		0-0-0		0-0-0		3-0-0								
0-0-0		0-0-0		0-0-0		NEUTRAL		0-0-0		0-0-0		0-0-0								
RPI	S	Opponent		Score		RPI	S	Opponent		Score		RPI	S	Opponent		Score				
1	N	Washington		0	10	29	A	Wichita St.		6	7	61	N	Eastern Ill.		1	6			
14	A	Auburn		0	7	29	A	Wichita St.		7	8	61	N	Eastern Ill.		0	4			
14	A	Auburn		2	6							73	N	Southeast Mo. St.		1	2			
												75	A	Kansas		0	8			
												85	N	Missouri St.		0	5			
												85	N	Missouri St.		1	2			
												102	A	Bradley		4	5			
												102	A	Bradley		0	12			
												145	N	Northern Colo.		1	5			
												152	N	Western Mich.		0	1			
												155	N	Evansville		9	5			
												163	A	Gardner-Webb		0	6			
												163	A	Gardner-Webb		1	10			
												178	N	UNCW		2	3			
												178	N	UNCW		6	1			
												185	N	Saint Louis		3	2			
												185	N	Saint Louis		4	5			
												189	A	South Dakota		20	12			
												189	A	South Dakota		7	4			
												189	A	South Dakota		5	3			
												196	N	Western Caro.		8	0			
												196	N	Western Caro.		0	1			
												201	N	Miami (OH)		14	0			
												209	N	Murray St.		6	0			
												217	N	UT Martin		2	3			
												218	N	UMKC		6	7			
												223	H	Fort Wayne		7	3			
												223	H	Fort Wayne		5	0			
												223	H	Fort Wayne		10	9			
												271	N	Alabama St.		3	0			
						LAST 10 GAMES														
						223 H Fort Wayne						189 A South Dakota								
						223 H Fort Wayne						102 A Bradley								
						223 H Fort Wayne						209 N Murray St.								
						189 A South Dakota						145 N Northern Colo.								
						189 A South Dakota						185 N Saint Louis								

Non-Div. I Games:

Western III.



Average RPI Win:		174	WON-LOST RECORD		WINNING PCT. RANK		LAST 10 GAMES		STRENGTH OF SCHEDULE		OPP. STRENGTH OF SCHEDULE		TEAM RPI		ADJ RPI		CONF. RPI		ADJ CONF. RPI	
DIV. I ONLY			10-27-0		.27027 262		2-8-0		54		172		191		.46714 191		22		22	
DIV. I NON-CONF.			7-21-0		.25 252		0-4-0		16		92		162		.48614 161		22		22	
TOTALS		RPI 1-25		RPI 26-50		W-L RECORDS		RPI 51-100		RPI 101-150		RPI 150+								
10-27-0		0-6-0		0-3-0		OVERALL		1-5-0		3-3-0		6-10-0								
5-5-0		0-0-0		0-0-0		HOME		0-2-0		2-0-0		3-3-0								
1-12-0		0-3-0		0-0-0		AWAY		0-0-0		1-3-0		0-5-0								
4-10-0		0-3-0		0-3-0		NEUTRAL		1-3-0		0-0-0		3-1-0								
7-21-0		0-6-0		0-3-0		NON-CONFERENCE		1-5-0		3-3-0		3-4-0								
2-2-0		0-0-0		0-0-0		HOME		0-2-0		2-0-0		0-0-0								
1-9-0		0-3-0		0-0-		AWAY		0-0-0		1-3-0		0-3-0								
4-10-0		0-3-0		0-3-0		NEUTRAL		1-3-0		0-0-0		3-1-0								
3-6-0		0-0-0		0-0-0		CONFERENCE		0-0-0		0-0-0		3-6-0								
3-3-0		0-0-0		0-0-0		HOME		0-0-0		0-0-0		3-3-0								
0-3-0		0-0-0		0-0-0		AWAY		0-0-0		0-0-0		0-3-0								
0-0-0		0-0-0		0-0-0		NEUTRAL		0-0-0		0-0-0		0-0-0								
RPI	S	Opponent		Score		RPI	S	Opponent		Score		RPI	S	Opponent		Score				
1	A	Washi ngton		1	4	45	N	Northwestern		0	6	77	N	DePaul		0	6			
2	A	Oregon		2	8	45	N	Northwestern		4	7	93	H	Boi se St.		2	6			
2	A	Oregon		0	3	46	N	BYU		2	11	93	H	Boi se St.		5	7			
8	N	Flori da St.		1	18							97	N	New Mexico St.		6	5			
8	N	Flori da St.		1	11							97	N	New Mexico St.		3	7			
18	N	Al abama		0	3							97	N	New Mexico St.		8	11			
												123	H	Tol edo		11	8			
												123	H	Tol edo		6	5			
												132	A	UNLV		1	9			
												135	A	Seattle U		1	5			
												135	A	Seattle U		5	4			
												135	A	Seattle U		0	2			
												153	N	Sam Houston St.		8	2			
												153	N	Sam Houston St.		4	6			
												170	A	Sacramento St.		2	4			
												170	A	Sacramento St.		0	1			
												170	A	Sacramento St.		1	4			
												198	N	Bryant		6	1			
												198	N	Bryant		14	4			
												202	H	North Dakota		7	9			
												202	H	North Dakota		7	2			
												202	H	North Dakota		9	11			
												211	A	UTEP		1	9			
												211	A	UTEP		4	17			
												211	A	UTEP		4	8			
												253	H	Idaho St.		4	5			
												253	H	Idaho St.		2	1			
												253	H	Idaho St.		5	0			
LAST 10 GAMES						LAST 10 GAMES						LAST 10 GAMES								
170		A Sacramento St.		1	4	253		H Idaho St.		5	0	253		H Idaho St.		2	1			
170		A Sacramento St.		2	4	253		H Idaho St.		4	5	253		H Idaho St.		4	5			
170		A Sacramento St.		0	1	93		H Boi se St.		5	7	93		H Boi se St.		5	7			
2		A Oregon		2	8	93		H Boi se St.		2	6	93		H Boi se St.		2	6			
2		A Oregon		0	3															

Non-Div. I Games:

Portland St.

ETSU

Average RPI Win:		197	WON-LOST RECORD		WINNING PCT. RANK		LAST 10 GAMES		STRENGTH OF SCHEDULE		OPP. STRENGTH OF SCHEDULE		TEAM RPI		ADJ RPI		CONF. RPI		ADJ CONF. RPI					
DIV. I ONLY			13-20-0		.39394		195		3-7-0		161		177		194		.46698		192		13		13	
DIV. I NON-CONF.			12-13-0		.48		151		2-0-0		224		183		182		.4729		180		14		14	
TOTALS		RPI 1-25		RPI 26-50		W-L RECORDS		RPI 51-100		RPI 101-150		RPI 150+												
13-20-0		0-1-0		0-0-0		OVERALL		2-11-0		2-4-0		9-4-0												
4-3-0		0-0-0		0-0-0		HOME		0-2-0		0-0-0		4-1-0												
4-9-0		0-1-0		0-0-0		AWAY		2-7-0		1-0-0		1-1-0												
5-8-0		0-0-0		0-0-0		NEUTRAL		0-2-0		1-4-0		4-2-0												
12-13-0		0-1-0		0-0-0		NON-CONFERENCE		2-5-0		2-4-0		8-3-0												
3-2-0		0-0-0		0-0-0		HOME		0-2-0		0-0-0		3-0-0												
4-3-0		0-1-0		0-0-		AWAY		2-1-0		1-0-0		1-1-0												
5-8-0		0-0-0		0-0-0		NEUTRAL		0-2-0		1-4-0		4-2-0												
1-7-0		0-0-0		0-0-0		CONFERENCE		0-6-0		0-0-0		1-1-0												
1-1-0		0-0-0		0-0-0		HOME		0-0-0		0-0-0		1-1-0												
0-6-0		0-0-0		0-0-0		AWAY		0-6-0		0-0-0		0-0-0												
0-0-0		0-0-0		0-0-0		NEUTRAL		0-0-0		0-0-0		0-0-0												
RPI	S	Opponent		Score		RPI	S	Opponent		Score		RPI	S	Opponent		Score								
5	A	Georgia		0 7																				
								52 A Lipscomb		3 1				101 N Radford		0 6								
								62 A Furman		2 11				101 N Radford		1 3								
								62 A Furman		1 3				111 A Morehead St.		4 2								
								62 A Furman		2 3				123 N Toledo		5 8								
								63 A Ga. Southern		7 5				149 N Indiana St.		5 4								
								63 N Ga. Southern		1 6				149 N Indiana St.		3 4								
								65 A Mercer		0 3				163 N Gardner-Webb		3 6								
								65 A Mercer		0 2				163 N Gardner-Webb		8 0								
								65 A Mercer		1 4				199 N Oakland		7 0								
								71 A USC Upstate		0 4				209 N Murray St.		7 5								
								72 H Austin Peay		0 9				209 N Murray St.		6 16								
								72 H Austin Peay		2 5				225 H Samford		1 2								
								82 N Col. of Charleston		2 8				225 H Samford		6 3								
														251 A Presbyteri an		7 0								
														251 A Presbyteri an		7 8								
														258 N Colgate		10 0								
														290 H Jackson St.		8 0								
														290 H Jackson St.		9 1								
														295 H Saint Peter's		9 1								
LAST 10 GAMES																								
								62 A Furman		1 3				65 A Mercer		0 3								
								62 A Furman		2 3				225 H Samford		6 3								
								62 A Furman		2 11				225 H Samford		1 2								
								65 A Mercer		1 4				199 N Oakl and		7 0								
								65 A Mercer		0 2				111 A Morehead St.		4 2								

Non-Div. I Games:

ETSU

Average RPI Win:	220	WON-LOST RECORD	WINNING PCT. RANK	LAST 10 GAMES	STRENGTH OF SCHEDULE	OPP. STRENGTH OF SCHEDULE	TEAM RPI	ADJ RPI	CONF. RPI	ADJ CONF. RPI	
DIV. I ONLY	13-16-1	.45	171	3-6-1	191	214	192	.4658	193	20	20
DIV. I NON-CONF.	12-11-1	.52083	129	2-1-1	210	242	169	.48029	170	20	20
<hr/>											
TOTALS	RPI 1-25	RPI 26-50		W-L RECORDS	RPI 51-100		RPI 101-150		RPI 150+		
13-16-1	0-1-0	0-1-0		OVERALL	0-4-0		1-3-0		12-7-1		
4-3-1	0-0-0	0-0-0		HOME	0-0-0		0-0-0		4-3-1		
1-5-0	0-0-0	0-1-0		AWAY	0-3-0		0-0-0		1-1-0		
8-8-0	0-1-0	0-0-0		NEUTRAL	0-1-0		1-3-0		7-3-0		
12-11-1	0-1-0	0-1-0		NON-CONFERENCE	0-1-0		1-3-0		11-5-1		
3-1-1	0-0-0	0-0-0		HOME	0-0-0		0-0-0		3-1-1		
1-2-0	0-0-0	0-0-		AWAY	0-0-0		0-0-0		1-1-0		
8-8-0	0-1-0	0-0-0		NEUTRAL	0-1-0		1-3-0		7-3-0		
1-5-0	0-0-0	0-0-0		CONFERENCE	0-3-0		0-0-0		1-2-0		
1-2-0	0-0-0	0-0-0		HOME	0-0-0		0-0-0		1-2-0		
0-3-0	0-0-0	0-0-0		AWAY	0-3-0		0-0-0		0-0-0		
0-0-0	0-0-0	0-0-0		NEUTRAL	0-0-0		0-0-0		0-0-0		
RPI	S	Opponent	Score	RPI	S	Opponent	Score	RPI	S	Opponent	Score
21	N	Arkansas	0 9	39	A	South Fla.	1 12	56	N	McNeese	3 13
								77	A	DePaul	3 11
								77	A	DePaul	1 12
								77	A	DePaul	2 11
								120	N	Central Mich.	2 1
								121	N	Nicholls St.	2 3
								131	N	SIUE	0 2
								144	N	Central Ark.	6 9
								152	N	Western Mich.	5 12
								169	N	Kent St.	4 2
								172	H	St. John's (NY)	4 11
								172	H	St. John's (NY)	8 5
								172	H	St. John's (NY)	9 11
								180	N	Chattanooga	4 3
								181	N	Incarnate Word	3 5
								186	N	Loyola Chicago	2 6
								188	A	Delaware	3 0
								188	A	Delaware	2 6
								220	N	Army West Point	4 2
								231	H	Drexel	8 8
								242	H	Penn	3 5
								245	N	Marist	10 5
								256	H	Delaware St.	8 4
								256	H	Delaware St.	13 5
								262	N	Cornell	3 2
								262	N	Cornell	7 5
								265	H	La Salle	7 6
								271	N	Alabama St.	5 3
LAST 10 GAMES											
				172	H	St. John's (NY)	8 5	256	H	Delaware St.	8 4
				172	H	St. John's (NY)	4 11	256	H	Delaware St.	13 5
				172	H	St. John's (NY)	9 11	77	A	DePaul	1 12
				242	H	Penn	3 5	77	A	DePaul	3 11
				231	H	Drexel	8 8	77	A	DePaul	2 11

Non-Div. I Games:

Villanova

Average RPI Win:		181	WON-LOST RECORD		WINNING PCT. RANK		LAST 10 GAMES		STRENGTH OF SCHEDULE		OPP. STRENGTH OF SCHEDULE		TEAM RPI		ADJ RPI		CONF. RPI		ADJ CONF. RPI			
DIV. I ONLY			13-22-0		.37143	218	3-7-0		111		216		190		.46502		194		11		11	
DIV. I NON-CONF.			10-13-0		.43478	170	0-1-0		195		228		200		.4601		199		10		10	
TOTALS		RPI 1-25		RPI 26-50		W-L RECORDS		RPI 51-100		RPI 101-150		RPI 150+										
13-22-0		0-0-0		0-1-0		OVERALL		2-9-0		4-10-0		7-2-0										
1-6-0		0-0-0		0-1-0		HOME		0-3-0		1-2-0		0-0-0										
8-5-0		0-0-0		0-0-0		AWAY		1-3-0		3-2-0		4-0-0										
4-11-0		0-0-0		0-0-0		NEUTRAL		1-3-0		0-6-0		3-2-0										
10-13-0		0-0-0		0-1-0		NON-CONFERENCE		2-3-0		1-7-0		7-2-0										
0-1-0		0-0-0		0-1-0		HOME		0-0-0		0-0-0		0-0-0										
6-1-0		0-0-0		0-0-		AWAY		1-0-0		1-1-0		4-0-0										
4-11-0		0-0-0		0-0-0		NEUTRAL		1-3-0		0-6-0		3-2-0										
3-9-0		0-0-0		0-0-0		CONFERENCE		0-6-0		3-3-0		0-0-0										
1-5-0		0-0-0		0-0-0		HOME		0-3-0		1-2-0		0-0-0										
2-4-0		0-0-0		0-0-0		AWAY		0-3-0		2-1-0		0-0-0										
0-0-0		0-0-0		0-0-0		NEUTRAL		0-0-0		0-0-0		0-0-0										
RPI	S	Opponent	Score	RPI	S	Opponent	Score	RPI	S	Opponent	Score	RPI	S	Opponent	Score							
				46	H	BYU	4 5	67	N	Pittsburgh	2 3	116	N	Rutgers	5 11							
								70	N	FIU	4 12	124	H	Nevada	1 8							
								81	A	Fresno St.	1 6	124	H	Nevada	11 10							
								81	A	Fresno St.	3 4	124	H	Nevada	2 3							
								81	A	Fresno St.	1 15	128	N	Middle Tenn.	2 3							
								83	A	Cal St. Fullerton	5 2	132	A	UNLV	6 0							
								87	N	Hawaii	1 3	132	A	UNLV	5 2							
								93	H	Boise St.	6 15	132	A	UNLV	0 8							
								93	H	Boise St.	7 15	135	N	Seattle U	5 9							
								93	H	Boise St.	1 11	141	A	UC Davis	1 3							
								95	N	Loyola Marymount	5 2	141	A	UC Davis	2 0							
												142	N	Valparaiso	4 5							
												145	N	Northern Colo.	2 3							
												145	N	Northern Colo.	2 3							
												210	N	Omaha	5 3							
												213	A	Pacific	2 0							
												234	A	Utah Valley	4 3							
												239	N	Buffalo	15 10							
												250	A	A&M-Corpus Christi	8 5							
												250	A	A&M-Corpus Christi	15 0							
												253	N	Idaho St.	5 7							
												255	N	Texas Southern	7 0							
												255	N	Texas Southern	8 9							
				LAST 10 GAMES																		

**Non-Div. I Games:**

Utah St.

Average RPI Win:		147	WON-LOST RECORD		WINNING PCT. RANK		LAST 10 GAMES		STRENGTH OF SCHEDULE		OPP. STRENGTH OF SCHEDULE		TEAM RPI		ADJ RPI		CONF. RPI		ADJ CONF. RPI	
DIV. I ONLY			11-26-0		.2973 251		4-6-0		99		127		199		.46491 195		20		20	
DIV. I NON-CONF.			8-21-0		.27586 243		1-1-0		68		126		189		.47256 182		20		20	
TOTALS		RPI 1-25		RPI 26-50		W-L RECORDS		RPI 51-100		RPI 101-150		RPI 150+								
11-26-0		0-2-0		1-2-0		OVERALL		3-10-0		1-4-0		6-8-0								
3-4-0		0-0-0		0-0-0		HOME		0-0-0		0-0-0		3-4-0								
4-9-0		0-2-0		0-1-0		AWAY		2-3-0		0-0-0		2-3-0								
4-13-0		0-0-0		1-1-0		NEUTRAL		1-7-0		1-4-0		1-1-0								
8-21-0		0-2-0		1-2-0		NON-CONFERENCE		1-9-0		1-4-0		5-4-0								
2-2-0		0-0-0		0-0-0		HOME		0-0-0		0-0-0		2-2-0								
2-6-0		0-2-0		0-0-		AWAY		0-2-0		0-0-0		2-1-0								
4-13-0		0-0-0		1-1-0		NEUTRAL		1-7-0		1-4-0		1-1-0								
3-5-0		0-0-0		0-0-0		CONFERENCE		2-1-0		0-0-0		1-4-0								
1-2-0		0-0-0		0-0-0		HOME		0-0-0		0-0-0		1-2-0								
2-3-0		0-0-0		0-0-0		AWAY		2-1-0		0-0-0		0-2-0								
0-0-0		0-0-0		0-0-0		NEUTRAL		0-0-0		0-0-0		0-0-0								
RPI	S	Opponent		Score		RPI	S	Opponent		Score		RPI	S	Opponent		Score				
3	A	Arizona St.		0	13	31	N	Minnesota		0	8	57	N	Iowa		0	5			
9	A	South Carolina		3	5	33	N	Texas		1	0	57	N	Iowa		0	2			
						48	A	FGCU		2	4	61	N	Eastern Ill.		2	10			
												65	N	Mercer		4	8			
												66	N	Memphis		3	8			
												67	N	Pittsburgh		0	2			
												67	N	Pittsburgh		5	3			
												77	A	DePaul		0	2			
												77	A	DePaul		8	6			
												77	A	DePaul		5	4			
												78	N	NC State		2	12			
												100	A	Coastal Caro.		5	7			
												100	A	Coastal Caro.		1	2			
LAST 10 GAMES						LAST 10 GAMES						LAST 10 GAMES								
						77	A	DePaul		5	4	172	H	St. John's (NY)		9	5			
						77	A	DePaul		8	6	172	H	St. John's (NY)		3	12			
						77	A	DePaul		0	2	169	H	Kent St.		5	17			
						176	A	George Washi ngton		4	0	235	A	Provi dence		1	4			
						172	H	St. John' s (NY)		2	3	235	A	Provi dence		1	4			

**Non-Div. I Games:**

Georgetown

Average RPI Win:		205	WON-LOST RECORD		WINNING PCT. RANK		LAST 10 GAMES		STRENGTH OF SCHEDULE		OPP. STRENGTH OF SCHEDULE		TEAM RPI		ADJ RPI		CONF. RPI		ADJ CONF. RPI	
DIV. I ONLY			9-23-0		.28125 260		1-9-0		69		160		195		.46412 196		13		13	
DIV. I NON-CONF.			9-17-0		.34615 213		1-3-0		108		164		180		.47397 179		14		14	
TOTALS		RPI 1-25		RPI 26-50		W-L RECORDS		RPI 51-100		RPI 101-150		RPI 150+								
9-23-0		0-3-0		0-4-0		OVERALL		1-6-0		0-0-0		8-10-0								
2-8-0		0-0-0		0-3-0		HOME		0-2-0		0-0-0		2-3-0								
1-8-0		0-3-0		0-0-0		AWAY		0-1-0		0-0-0		1-4-0								
6-7-0		0-0-0		0-1-0		NEUTRAL		1-3-0		0-0-0		5-3-0								
9-17-0		0-3-0		0-1-0		NON-CONFERENCE		1-6-0		0-0-0		8-7-0								
2-2-0		0-0-0		0-0-0		HOME		0-2-0		0-0-0		2-0-0								
1-8-0		0-3-0		0-0-		AWAY		0-1-0		0-0-0		1-4-0								
6-7-0		0-0-0		0-1-0		NEUTRAL		1-3-0		0-0-0		5-3-0								
0-6-0		0-0-0		0-3-0		CONFERENCE		0-0-0		0-0-0		0-3-0								
0-6-0		0-0-0		0-3-0		HOME		0-0-0		0-0-0		0-3-0								
0-0-0		0-0-0		0-0-0		AWAY		0-0-0		0-0-0		0-0-0								
0-0-0		0-0-0		0-0-0		NEUTRAL		0-0-0		0-0-0		0-0-0								
RPI	S	Opponent		Score		RPI	S	Opponent		Score		RPI	S	Opponent		Score				
5	A	Georgia		0	6	34	N	James Madison		0	2	60	N	UCF		0	8			
14	A	Auburn		0	9	40	H	UNCG		2	12	60	N	UCF		7	3			
14	A	Auburn		0	5	40	H	UNCG		7	9	61	N	Eastern Ill.		1	3			
						40	H	UNCG		0	3	61	N	Eastern Ill.		3	5			
												71	H	USC Upstate		3	7			
												71	H	USC Upstate		2	10			
												96	A	Eastern Ky.		0	16			
												160	A	Jacksonville		3	8			
												163	A	Gardner-Webb		3	11			
												163	A	Gardner-Webb		12	13			
												174	N	Northern Ill.		4	5			
												174	N	Northern Ill.		9	8			
												178	N	UNCW		1	0			
												180	H	Chattanooga		2	10			
												180	H	Chattanooga		3	5			
												180	H	Chattanooga		2	4			
												185	N	Saint Louis		1	5			
												190	N	Western Ill.		1	0			
												190	N	Western Ill.		0	8			
												214	A	Appalachian St.		5	4			
												214	A	Appalachian St.		5	8			
												230	N	Penn St.		5	1			
												267	N	Akron		4	1			
												268	H	N.C. Central		5	0			
												268	H	N.C. Central		6	4			
						LAST 10 GAMES														
						180	H	Chattanooga		2	4	214	A	Appalachian St.		5	4			
						180	H	Chattanooga		2	10	214	A	Appalachian St.		5	8			
						180	H	Chattanooga		3	5	40	H	UNCG		7	9			
						71	H	USC Upstate		3	7	40	H	UNCG		0	3			
						71	H	USC Upstate		2	10	40	H	UNCG		2	12			

Non-Div. I Games:

Western Caro.

Average RPI Win:	195	WON-LOST RECORD	WINNING PCT. RANK	LAST 10 GAMES	STRENGTH OF SCHEDULE	OPP. STRENGTH OF SCHEDULE	TEAM RPI	ADJ RPI	CONF. RPI	ADJ CONF. RPI	
DIV. I ONLY	14-15-0	.48276	156	3-7-0	247	108	197	.46401	197	27	26
DIV. I NON-CONF.	11-12-0	.47826	154	0-4-0	213	115	172	.48139	168	26	26
<hr/>											
TOTALS	RPI 1-25	RPI 26-50		W-L RECORDS		RPI 51-100		RPI 101-150		RPI 150+	
14-15-0	0-1-0	0-1-0		OVERALL		1-4-0		0-3-0		13-6-0	
1-2-0	0-0-0	0-0-0		HOME		0-0-0		0-0-0		1-2-0	
3-9-0	0-1-0	0-0-0		AWAY		0-2-0		0-3-0		3-3-0	
10-4-0	0-0-0	0-1-0		NEUTRAL		1-2-0		0-0-0		9-1-0	
11-12-0	0-1-0	0-1-0		NON-CONFERENCE		1-4-0		0-3-0		10-3-0	
0-0-0	0-0-0	0-0-0		HOME		0-0-0		0-0-0		0-0-0	
1-8-0	0-1-0	0-0-		AWAY		0-2-0		0-3-0		1-2-0	
10-4-0	0-0-0	0-1-0		NEUTRAL		1-2-0		0-0-0		9-1-0	
3-3-0	0-0-0	0-0-0		CONFERENCE		0-0-0		0-0-0		3-3-0	
1-2-0	0-0-0	0-0-0		HOME		0-0-0		0-0-0		1-2-0	
2-1-0	0-0-0	0-0-0		AWAY		0-0-0		0-0-0		2-1-0	
0-0-0	0-0-0	0-0-0		NEUTRAL		0-0-0		0-0-0		0-0-0	
RPI	S	Opponent	Score	RPI	S	Opponent	Score	RPI	S	Opponent	Score
13	A	LSU	0 3	45	N	Northwestern	3 5	51	N	Tulsa	2 7
								55	A	Illinois	4 6
								55	A	Illinois	5 16
								57	N	Iowa	6 4
								57	N	Iowa	0 3
								104	A	Indiana	4 8
								104	A	Indiana	3 5
								105	A	Fla. Atlantic	0 1
								154	N	Dartmouth	4 0
								154	N	Dartmouth	3 2
								155	N	Evansville	1 0
								169	N	Kent St.	2 1
								174	A	Northern Ill.	2 13
								174	N	Northern Ill.	2 4
								174	N	Northern Ill.	1 0
								186	A	Loyola Chi cago	0 1
								199	H	Oakland	8 0
								199	H	Oakland	2 10
								199	H	Oakland	2 5
								209	A	Murray St.	2 1
								215	N	Columbia	5 4
								225	N	Samford	11 1
								229	A	Detroit Mercy	5 4
								229	A	Detroit Mercy	2 5
								229	A	Detroit Mercy	7 3
								278	N	Rhode Island	5 0
								278	N	Rhode Island	8 0
LAST 10 GAMES											
199 H Oakland 2 10				229 A Detroit Mercy 5 4							
199 H Oakland 8 0				229 A Detroit Mercy 7 3							
199 H Oakland 2 5				229 A Detroit Mercy 2 5							
186 A Loyola Chi cago 0 1				55 A Illinois 4 6							
174 A Northern Ill. 2 13				55 A Illinois 5 16							

Non-Div. I Games:

Ill. -Chi cago

Average RPI Win:		176	WON-LOST		WINNING		LAST 10		STRENGTH OF		OPP. STRENGTH		TEAM	ADJ		CONF.	ADJ CONF.
Average RPI Loss:		123	RECORD		PCT. RANK		GAMES		SCHEDULE		OF SCHEDULE		RPI	RPI		RPI	RPI
DIV. I ONLY			9-20-0		.31034 245		5-5-0		106		163		204	.46343 198		25	25
DIV. I NON-CONF.			6-17-0		.26087 249		2-2-0		40		138		178	.4781 172		24	24
TOTALS		RPI 1-25		RPI 26-50		W-L RECORDS		RPI 51-100		RPI 101-150		RPI 150+					
9-20-0		0-3-0		2-2-0		OVERALL		0-1-0		2-8-0		5-6-0					
2-2-0		0-0-0		0-0-0		HOME		0-0-0		0-0-0		2-2-0					
5-7-0		0-3-0		2-0-0		AWAY		0-0-0		0-3-0		3-1-0					
2-11-0		0-0-0		0-2-0		NEUTRAL		0-1-0		2-5-0		0-3-0					
6-17-0		0-3-0		2-2-0		NON-CONFERENCE		0-1-0		2-8-0		2-3-0					
0-0-0		0-0-0		0-0-0		HOME		0-0-0		0-0-0		0-0-0					
4-6-0		0-3-0		2-0-		AWAY		0-0-0		0-3-0		2-0-0					
2-11-0		0-0-0		0-2-0		NEUTRAL		0-1-0		2-5-0		0-3-0					
3-3-0		0-0-0		0-0-0		CONFERENCE		0-0-0		0-0-0		3-3-0					
2-2-0		0-0-0		0-0-0		HOME		0-0-0		0-0-0		2-2-0					
1-1-0		0-0-0		0-0-0		AWAY		0-0-0		0-0-0		1-1-0					
0-0-0		0-0-0		0-0-0		NEUTRAL		0-0-0		0-0-0		0-0-0					
RPI	S	Opponent		Score		RPI	S	Opponent		Score		RPI	S	Opponent		Score	
1	A	Washi ngton		0	7	39	A	South Fla.		8	4	79	N	Col orado St.		4	9
2	A	Oregon		1	17	39	A	South Fla.		4	1	114	N	Troy		2	5
11	A	Ari zona		0	14	41	N	Drake		0	8	115	N	Fordham		5	3
						41	N	Drake		0	13	117	N	Boston U.		1	10
												119	N	La. -Monroe		6	4
												123	N	Tol edo		2	5
												135	A	Seattle U		0	5
												135	A	Seattle U		4	5
												135	A	Seattle U		0	7
												140	N	Weber St.		2	12
												140	N	Weber St.		3	4
												165	N	Montana		0	7
												182	H	LIU Brookl yn		8	9
												182	H	LIU Brookl yn		5	1
												191	N	Portland St.		1	6
												191	N	Portland St.		4	14
												252	H	Wagner		3	7
												252	H	Wagner		12	4
												261	A	Fai rlei gh Di cki nson		12	6
												261	A	Fai rlei gh Di cki nson		0	2
												287	A	Hartford		8	7
												287	A	Hartford		4	2
LAST 10 GAMES																	
						252	H	Wagner		3	7	261	A	Fai rlei gh Di cki nson		12	6
						252	H	Wagner		12	4	287	A	Hartford		4	2
						182	H	LIU Brookl yn		8	9	287	A	Hartford		8	7
						182	H	LIU Brookl yn		5	1	117	N	Boston U.		1	10
						261	A	Fai rlei gh Di cki nson		0	2	135	A	Seattle U		4	5

Non-Div. I Games:

Bryant



Oakland

Oakl and

Average RPI Win: 156		WON-LOST RECORD		WINNING PCT. RANK		LAST 10 GAMES		STRENGTH OF SCHEDULE		OPP. STRENGTH OF SCHEDULE		TEAM RPI		ADJ RPI		CONF. RPI		ADJ CONF. RPI	
DIV. I ONLY		11-28-0		.28205 259		4-6-0		86		149		203		.46209 200		11		11	
DIV. I NON-CONF.		7-20-0		.25926 251		1-0-0		143		139		228		.44562 223		10		10	
TOTALS		RPI 1-25		RPI 26-50		W-L RECORDS		RPI 51-100		RPI 101-150		RPI 150+							
11-28-0		0-2-0		1-4-0		OVERALL		3-8-0		3-6-0		4-8-0							
5-7-0		0-0-0		0-0-0		HOME		1-3-0		1-2-0		3-2-0							
4-7-0		0-0-0		1-1-0		AWAY		2-4-0		1-2-0		0-0-0							
2-14-0		0-2-0		0-3-0		NEUTRAL		0-1-0		1-2-0		1-6-0							
7-20-0		0-2-0		1-4-0		NON-CONFERENCE		1-4-0		1-2-0		4-8-0							
3-3-0		0-0-0		0-0-0		HOME		0-1-0		0-0-0		3-2-0							
2-3-0		0-0-0		1-0-		AWAY		1-2-0		0-0-0		0-0-0							
2-14-0		0-2-0		0-3-0		NEUTRAL		0-1-0		1-2-0		1-6-0							
4-8-0		0-0-0		0-0-0		CONFERENCE		2-4-0		2-4-0		0-0-0							
2-4-0		0-0-0		0-0-0		HOME		1-2-0		1-2-0		0-0-0							
2-4-0		0-0-0		0-0-0		AWAY		1-2-0		1-2-0		0-0-0							
0-0-0		0-0-0		0-0-0		NEUTRAL		0-0-0		0-0-0		0-0-0							
RPI	S	Opponent		Score		RPI	S	Opponent		Score		RPI	S	Opponent		Score			
2	N	Oregon		1	14	30	N	Oklahoma St.		1	13	79	A	Colorado St.		5	3		
11	N	Arizona		0	8	37	N	Utah		0	17	79	A	Colorado St.		0	8		
						46	N	BYU		1	8	79	A	Colorado St.		4	12		
						47	A	Texas Tech		14	13	81	H	Fresno St.		4	14		
						47	A	Texas Tech		1	8	81	H	Fresno St.		0	10		
												81	H	Fresno St.		4	3		
												84	A	UC Riverside		1	8		
												84	A	UC Riverside		1	9		
												87	N	Hawaii		1	5		
												97	A	New Mexico St.		13	4		
												97	H	New Mexico St.		7	12		
												124	A	Nevada		7	6		
												124	A	Nevada		7	21		
												124	A	Nevada		8	16		
												129	N	CSUN		5	2		
												132	H	UNLV		5	2		
												132	H	UNLV		0	6		
												132	H	UNLV		1	9		
												148	N	UTSA		2	3		
												148	N	UTSA		0	8		
												165	N	Montana		2	4		
												170	H	Sacramento St.		12	15		
												170	H	Sacramento St.		5	7		
												176	N	George Washington		2	5		
												176	N	George Washington		3	8		
												184	N	Bowling Green		3	7		
												189	N	South Dakota		2	5		
												211	N	UTEP		0	8		
												246	H	Saint Mary's (CA)		3	2		
												246	H	Saint Mary's (CA)		5	2		
												246	N	Saint Mary's (CA)		4	1		
												291	H	Howard		17	1		
LAST 10 GAMES																			
						79	A	Colorado St.		4	12	81	H	Fresno St.		4	14		
						79	A	Colorado St.		5	3	81	H	Fresno St.		4	3		
						79	A	Colorado St.		0	8	124	A	Nevada		7	21		
						97	A	New Mexico St.		13	4	124	A	Nevada		7	6		
						81	H	Fresno St.		0	10	124	A	Nevada		8	16		

Non-Div. I Games:

New Mexico





Average RPI Win: 190		WON-LOST	WINNING	LAST 10	STRENGTH OF		OPP. STRENGTH	TEAM	ADJ		CONF.	ADJ CONF.
Average RPI Loss: 141		RECORD	PCT. RANK	GAMES	SCHEDULE		OF SCHEDULE	RPI	RPI		RPI	RPI
DIV. I ONLY		17-22-0	.4359	178	4-6-0		202	176	196		.45931	203
DIV. I NON-CONF.		14-16-0	.46667	159	1-0-0		183	185	173		.47538	176
TOTALS		RPI 1-25	RPI 26-50		W-L RECORDS		RPI 51-100		RPI 101-150		RPI 150+	
17-22-0		0-1-0	1-3-0		OVERALL		0-4-0		3-3-0		13-11-0	
3-5-0		0-0-0	0-0-0		HOME		0-3-0		0-0-0		3-2-0	
4-5-0		0-0-0	1-2-0		AWAY		0-0-0		1-1-0		2-2-0	
10-12-0		0-1-0	0-1-0		NEUTRAL		0-1-0		2-2-0		8-7-0	
14-16-0		0-1-0	1-3-0		NON-CONFERENCE		0-1-0		3-3-0		10-8-0	
1-1-0		0-0-0	0-0-0		HOME		0-0-0		0-0-0		1-1-0	
3-3-0		0-0-0	1-0-		AWAY		0-0-0		1-1-0		1-0-0	
10-12-0		0-1-0	0-1-0		NEUTRAL		0-1-0		2-2-0		8-7-0	
3-6-0		0-0-0	0-0-0		CONFERENCE		0-3-0		0-0-0		3-3-0	
2-4-0		0-0-0	0-0-0		HOME		0-3-0		0-0-0		2-1-0	
1-2-0		0-0-0	0-0-0		AWAY		0-0-0		0-0-0		1-2-0	
0-0-0		0-0-0	0-0-0		NEUTRAL		0-0-0		0-0-0		0-0-0	
RPI S	Opponent	Score	RPI S	Opponent	Score	RPI S	Opponent	Score	RPI S	Opponent	Score	
1 N	Washington	0 10	29 N	Wichita St.	3 4	77 H	DePaul	1 6	115 A	Fordham	2 9	
			39 A	South Fla.	0 9	77 H	DePaul	4 12	120 N	Central Mich.	1 6	
			40 A	UNCG	2 1	77 H	DePaul	2 3	131 N	SIUE	5 4	
			40 A	UNCG	5 12	88 N	South Dakota St.	1 6	144 N	Central Ark.	4 3	
									145 N	Northern Colo.	0 5	
									148 A	UTSA	3 1	
									153 A	Sam Houston St.	10 6	
									155 N	Abilene Christian	2 0	
									175 A	Butler	1 0	
									175 A	Butler	0 6	
									175 A	Butler	5 8	
									182 N	LIU Brooklyn	3 1	
									186 N	Loyola Chicago	2 4	
									186 N	Loyola Chicago	0 12	
									207 H	Fairfield	9 7	
									208 H	Central Conn. St.	1 6	
									214 N	Appalachian St.	0 4	
									214 N	Appalachian St.	3 2	
									221 N	Virginia	9 7	
									222 N	Northern Ky.	7 11	
									224 N	UMass Lowell	8 10	
									229 N	Detroit Mercy	6 9	
									232 N	Lehigh	4 3	
									235 H	Providence	7 6	
									235 H	Providence	3 2	
									235 H	Providence	6 8	
									239 N	Buffalo	2 0	
									250 N	A&M-Corpus Christi	2 3	
									250 N	A&M-Corpus Christi	10 8	
									277 N	Holy Cross	7 4	
			LAST 10 GAMES									
			235 H	Providence	3 2	175 A	Butler	5 8				
			235 H	Providence	7 6	207 H	Fairfield	9 7				
			235 H	Providence	6 8	77 H	DePaul	4 12				
			175 A	Butler	1 0	77 H	DePaul	1 6				
			175 A	Butler	0 6	77 H	DePaul	2 3				

Non-Div. I Games:

Seton Hall

Average RPI Win: 216		WON-LOST	WINNING	LAST 10	STRENGTH OF		OPP. STRENGTH	TEAM	ADJ		CONF.	ADJ CONF.
Average RPI Loss: 147		RECORD	PCT. RANK	GAMES	SCHEDULE		OF SCHEDULE	RPI	RPI		RPI	RPI
DIV. I ONLY		15-12-0	.55556	106	6-4-0		272	187	209		.45809	204
DIV. I NON-CONF.		7-8-0	.46667	159	0-0-0		240	65	187		.47017	187
TOTALS		RPI 1-25	RPI 26-50		W-L RECORDS		RPI 51-100		RPI 101-150		RPI 150+	
15-12-0		0-1-0	0-1-0		OVERALL		2-3-0		0-2-0		13-5-0	
3-0-0		0-0-0	0-0-0		HOME		0-0-0		0-0-0		3-0-0	
7-6-0		0-0-0	0-0-0		AWAY		2-2-0		0-0-0		5-4-0	
5-6-0		0-1-0	0-1-0		NEUTRAL		0-1-0		0-2-0		5-1-0	
7-8-0		0-1-0	0-1-0		NON-CONFERENCE		2-3-0		0-2-0		5-1-0	
0-0-0		0-0-0	0-0-0		HOME		0-0-0		0-0-0		0-0-0	
2-2-0		0-0-0	0-0-		AWAY		2-2-0		0-0-0		0-0-0	
5-6-0		0-1-0	0-1-0		NEUTRAL		0-1-0		0-2-0		5-1-0	
8-4-0		0-0-0	0-0-0		CONFERENCE		0-0-0		0-0-0		8-4-0	
3-0-0		0-0-0	0-0-0		HOME		0-0-0		0-0-0		3-0-0	
5-4-0		0-0-0	0-0-0		AWAY		0-0-0		0-0-0		5-4-0	
0-0-0		0-0-0	0-0-0		NEUTRAL		0-0-0		0-0-0		0-0-0	
RPI S	Opponent	Score	RPI S	Opponent	Score	RPI S	Opponent	Score	RPI S	Opponent	Score	
20 N	Kentucky	3 9	42 N	Louisville	3 4	64 A	North Carolina	4 3	107 N	Duke	0 5	
						64 A	North Carolina	1 6	139 N	Elon	1 5	
						75 N	Kansas	3 4	173 N	Purdue	4 3	
						84 A	UC Riverside	0 4	201 N	Miami (OH)	11 8	
						95 A	Loyola Marymount	8 2	215 A	Columbia	5 4	
									215 A	Columbia	3 1	
									215 A	Columbia	1 6	
									235 N	Providence	6 5	
									236 N	Southern Utah	3 9	
									236 N	Southern Utah	11 3	
									254 A	Yale	5 3	
									254 A	Yale	0 7	
									254 A	Yale	10 4	
									258 N	Colgate	10 2	
									259 H	Princeton	6 3	
									259 H	Princeton	11 3	
									259 H	Princeton	9 3	
									262 A	Cornell	2 7	
									262 A	Cornell	2 6	
									262 A	Cornell	14 3	
LAST 10 GAMES												
						215 A	Columbia	3 1	259 H	Princeton	11 3	
						215 A	Columbia	5 4	262 A	Cornell	2 7	
						215 A	Columbia	1 6	262 A	Cornell	14 3	
						259 H	Princeton	9 3	262 A	Cornell	2 6	
						259 H	Princeton	6 3	254 A	Yale	0 7	

Non-Div. I Games:

Harvard

Average RPI Win:		203	WON-LOST RECORD		WINNING PCT. RANK		LAST 10 GAMES		STRENGTH OF SCHEDULE		OPP. STRENGTH OF SCHEDULE		TEAM RPI		ADJ RPI		CONF. RPI		ADJ CONF. RPI	
DIV. I ONLY			16-22-0		.42105 185		8-2-0		194		219		208		.45704 205		31		31	
DIV. I NON-CONF.			8-21-0		.27586 243		1-1-0		60		132		183		.47069 186		32		32	
TOTALS		RPI 1-25		RPI 26-50		W-L RECORDS		RPI 51-100		RPI 101-150		RPI 150+								
16-22-0		0-2-0		1-3-0		OVERALL		1-3-0		4-7-0		10-7-0								
5-5-0		0-0-0		0-0-0		HOME		0-2-0		0-2-0		5-1-0								
4-4-0		0-1-0		0-1-0		AWAY		0-1-0		1-1-0		3-0-0								
7-13-0		0-1-0		1-2-0		NEUTRAL		1-0-0		3-4-0		2-6-0								
8-21-0		0-2-0		1-3-0		NON-CONFERENCE		1-3-0		4-7-0		2-6-0								
0-4-0		0-0-0		0-0-0		HOME		0-2-0		0-2-0		0-0-0								
1-4-0		0-1-0		0-0-		AWAY		0-1-0		1-1-0		0-0-0								
7-13-0		0-1-0		1-2-0		NEUTRAL		1-0-0		3-4-0		2-6-0								
8-1-0		0-0-0		0-0-0		CONFERENCE		0-0-0		0-0-0		8-1-0								
5-1-0		0-0-0		0-0-0		HOME		0-0-0		0-0-0		5-1-0								
3-0-0		0-0-0		0-0-0		AWAY		0-0-0		0-0-0		3-0-0								
0-0-0		0-0-0		0-0-0		NEUTRAL		0-0-0		0-0-0		0-0-0								
RPI	S	Opponent		Score		RPI	S	Opponent		Score		RPI	S	Opponent		Score				
8	A	Florida St.		0	9	28	N	Mi chi gan		2	6	60	A	UCF		1	2			
22	N	Hofstra		0	1	32	N	Ole Mi ss		0	6	65	H	Mercer		0	3			
						47	N	Texas Tech		2	1	65	H	Mercer		3	11			
						49	A	Kennesaw St.		1	6	99	N	Georgi a Tech		8	6			
														101	H	Radford	1	9		
														101	H	Radford	2	5		
														111	N	Morehead St.	6	5		
														111	N	Morehead St.	2	4		
														114	A	Troy	1	9		
														114	A	Troy	4	3		
														116	N	Rutgers	4	1		
														116	N	Rutgers	4	3		
														133	N	Ball St.	6	7		
														138	N	Virginia Tech	1	19		
														149	N	Stony Brook	3	4		
														166	N	Maine	6	7		
														175	N	Butler	1	2		
														176	N	George Washington	2	12		
														179	N	Saint Joseph's	5	4		
														182	N	LIU Brookl yn	2	4		
														212	N	Qui nni pi ac	6	5		
														239	N	Buffalo	2	10		
														259	N	Princeton	0	1		
														268	A	N. C. Central	10	6		
														268	A	N. C. Central	5	3		
														268	A	N. C. Central	4	1		
														279	H	N. C. A&T	2	6		
														279	H	N. C. A&T	9	2		
														279	H	N. C. A&T	4	2		
														296	H	South Carolina St.	5	4		
														296	H	South Carolina St.	8	1		
														296	H	South Carolina St.	4	3		
				LAST 10 GAMES																
				279	H	N. C. A&T	4	2	296	H	South Carolina St.	5	4							
				279	H	N. C. A&T	9	2	296	H	South Carolina St.	4	3							
				279	H	N. C. A&T	2	6	296	H	South Carolina St.	8	1							
				114	A	Troy	4	3	268	A	N. C. Central	10	6							
				114	A	Troy	1	9	268	A	N. C. Central	5	3							

Non-Div. I Games:

Florida A&amp;M

Average RPI Win:		226	WON-LOST RECORD		WINNING PCT. RANK		LAST 10 GAMES		STRENGTH OF SCHEDULE		OPP. STRENGTH OF SCHEDULE		TEAM RPI		ADJ RPI		CONF. RPI		ADJ CONF. RPI										
DIV. I ONLY			16-19-0		.45714 169		8-2-0		221		213		205		.45697 206		24		24										
DIV. I NON-CONF.			9-15-0		.375 198		1-1-0		218		186		222		.44615 221		25		25										
TOTALS		RPI 1-25		RPI 26-50		W-L RECORDS		RPI 51-100		RPI 101-150		RPI 150+																	
16-19-0		0-1-0		0-1-0		OVERALL		0-1-0		2-8-0		14-8-0																	
4-4-0		0-0-0		0-0-0		HOME		0-0-0		0-3-0		4-1-0																	
6-8-0		0-1-0		0-0-0		AWAY		0-0-0		0-2-0		6-5-0																	
6-7-0		0-0-0		0-1-0		NEUTRAL		0-1-0		2-3-0		4-2-0																	
9-15-0		0-1-0		0-1-0		NON-CONFERENCE		0-1-0		2-5-0		7-7-0																	
0-0-0		0-0-0		0-0-0		HOME		0-0-0		0-0-0		0-0-0																	
3-8-0		0-1-0		0-0-		AWAY		0-0-0		0-2-0		3-5-0																	
6-7-0		0-0-0		0-1-0		NEUTRAL		0-1-0		2-3-0		4-2-0																	
7-4-0		0-0-0		0-0-0		CONFERENCE		0-0-0		0-3-0		7-1-0																	
4-4-0		0-0-0		0-0-0		HOME		0-0-0		0-3-0		4-1-0																	
3-0-0		0-0-0		0-0-0		AWAY		0-0-0		0-0-0		3-0-0																	
0-0-0		0-0-0		0-0-0		NEUTRAL		0-0-0		0-0-0		0-0-0																	
RPI	S	Opponent		Score		RPI	S	Opponent		Score		RPI	S	Opponent		Score													
20	A	Kentucky		1	4	28	N	Mi chi gan		0	7	72	N	Austin Peay		0	3												
												101	N	Radford		7	3												
												101	N	Radford		0	2												
												115	H	Fordham		4	6												
												115	H	Fordham		5	16												
												115	H	Fordham		0	2												
												136	N	San Diego		3	6												
												136	N	San Diego		2	3												
												136	N	San Diego		3	2												
												146	A	Western Ky.		0	1												
												146	A	Western Ky.		0	1												
												155	N	Evansville		0	1												
												155	N	Evansville		0	1												
												159	A	Charlotte		0	4												
												159	A	Charlotte		5	6												
												164	A	UC Santa Barbara		0	8												
												164	A	UC Santa Barbara		8	5												
												178	N	UNCW		8	3												
												185	H	Saint Louis		2	5												
												185	H	Saint Louis		11	4												
												201	A	Miami (OH)		5	13												
												216	A	Wright St.		13	4												
												223	N	Fort Wayne		9	4												
												249	A	Youngstown St.		5	3												
												249	A	Youngstown St.		0	5												
												LAST 10 GAMES												265	H	La Salle		10	2
																								265	H	La Salle		5	2
265	H	La Salle		3	2																								
272	N	Robert Morris		10	1																								
272	N	Robert Morris		2	1																								
273	A	St. Bonaventure		9	0																								
273	A	St. Bonaventure		8	4																								
273	A	St. Bonaventure		12	5																								
265	H	La Salle		10	2																								
265	H	La Salle		3	2																								
265	H	La Salle		5	2																								
185	H	Saint Louis		2	5																								
185	H	Saint Louis		11	4																								
273	A	St. Bonaventure		12	5																								
273	A	St. Bonaventure		8	4																								
273	A	St. Bonaventure		9	0																								
249	A	Youngstown St.		0	5																								
249	A	Youngstown St.		5	3																								

Non-Div. I Games:

Dayton



Average RPI Win:		206	WON-LOST RECORD		WINNING PCT. RANK		LAST 10 GAMES		STRENGTH OF SCHEDULE		OPP. STRENGTH OF SCHEDULE		TEAM RPI		ADJ RPI		CONF. RPI		ADJ CONF. RPI					
DIV. I ONLY			12-19-0		.3871		206		6-4-0		163		231		207		.45665		207		30		30	
DIV. I NON-CONF.			8-17-0		.32		226		2-2-0		123		200		204		.45919		202		30		30	
TOTALS		RPI 1-25		RPI 26-50		W-L RECORDS		RPI 51-100		RPI 101-150		RPI 150+												
12-19-0		0-1-0		0-0-0		OVERALL		3-9-0		0-3-0		9-6-0												
0-2-0		0-0-0		0-0-0		HOME		0-0-0		0-0-0		0-2-0												
9-11-0		0-0-0		0-0-0		AWAY		2-6-0		0-3-0		7-2-0												
3-6-0		0-1-0		0-0-0		NEUTRAL		1-3-0		0-0-0		2-2-0												
8-17-0		0-1-0		0-0-0		NON-CONFERENCE		3-9-0		0-3-0		5-4-0												
0-0-0		0-0-0		0-0-0		HOME		0-0-0		0-0-0		0-0-0												
5-11-0		0-0-0		0-0-		AWAY		2-6-0		0-3-0		3-2-0												
3-6-0		0-1-0		0-0-0		NEUTRAL		1-3-0		0-0-0		2-2-0												
4-2-0		0-0-0		0-0-0		CONFERENCE		0-0-0		0-0-0		4-2-0												
0-2-0		0-0-0		0-0-0		HOME		0-0-0		0-0-0		0-2-0												
4-0-0		0-0-0		0-0-0		AWAY		0-0-0		0-0-0		4-0-0												
0-0-0		0-0-0		0-0-0		NEUTRAL		0-0-0		0-0-0		0-0-0												
RPI	S	Opponent		Score		RPI	S	Opponent		Score		RPI	S	Opponent		Score								
16	N	Long Beach St.		1	9							122	A	Towson		1	9							
												122	A	Towson		1	14							
												136	A	San Diego		3	4							
												162	A	Campbell		1	0							
												187	H	Monmouth		0	6							
												187	H	Monmouth		2	8							
												203	A	Seton Hall		7	9							
												215	A	Columbia		10	11							
												226	A	Manhattan		7	3							
												226	A	Manhattan		7	2							
												238	N	Mt. St. Mary's		1	2							
												238	N	Mt. St. Mary's		4	0							
												254	A	Yale		4	3							
												258	N	Colgate		2	3							
												261	A	Fairleigh Dickinson		8	1							
												265	N	La Salle		6	0							
												295	A	Saint Peter's		10	1							
												295	A	Saint Peter's		3	0							
LAST 10 GAMES																								
						295	A	Saint Peter's		3	0	187	H	Monmouth		0	6							
						295	A	Saint Peter's		10	1	187	H	Monmouth		2	8							
						226	A	Manhattan		7	3	215	A	Columbia		10	11							
						226	A	Manhattan		7	2	203	A	Seton Hall		7	9							
						254	A	Yale		4	3	261	A	Fairleigh Dickinson		8	1							

Non-Div. I Games:

Fairfield



Average RPI Win:		147	WON-LOST RECORD		WINNING PCT. RANK		LAST 10 GAMES		STRENGTH OF SCHEDULE		OPP. STRENGTH OF SCHEDULE		TEAM RPI		ADJ RPI		CONF. RPI		ADJ CONF. RPI	
DIV. I ONLY			10-24-0		.29412 255		1-7-0		132		132		216		.4548 209		16		16	
DIV. I NON-CONF.			9-18-0		.33333 216		1-1-0		164		125		211		.45926 201		16		16	
TOTALS		RPI 1-25		RPI 26-50		W-L RECORDS		RPI 51-100		RPI 101-150		RPI 150+								
10-24-0		0-1-0		1-1-0		OVERALL		2-7-0		3-7-0		4-8-0								
3-5-0		0-0-0		0-0-0		HOME		0-2-0		1-2-0		2-1-0								
2-7-0		0-1-0		0-0-0		AWAY		1-3-0		1-2-0		0-1-0								
5-12-0		0-0-0		1-1-0		NEUTRAL		1-2-0		1-3-0		2-6-0								
9-18-0		0-1-0		1-1-0		NON-CONFERENCE		2-3-0		3-5-0		3-8-0								
3-1-0		0-0-0		0-0-0		HOME		0-0-0		1-0-0		2-1-0								
2-5-0		0-1-0		0-0-		AWAY		1-1-0		1-2-0		0-1-0								
4-12-0		0-0-0		1-1-0		NEUTRAL		1-2-0		1-3-0		1-6-0								
1-6-0		0-0-0		0-0-0		CONFERENCE		0-4-0		0-2-0		1-0-0								
0-4-0		0-0-0		0-0-0		HOME		0-2-0		0-2-0		0-0-0								
0-2-0		0-0-0		0-0-0		AWAY		0-2-0		0-0-0		0-0-0								
1-0-0		0-0-0		0-0-0		NEUTRAL		0-0-0		0-0-0		1-0-0								
RPI	S	Opponent		Score		RPI	S	Opponent		Score		RPI	S	Opponent		Score				
19	A	Mississippi St.		1	6	32	N	Ole Miss		2	4	54	N	South Ala.		4	1			
						41	N	Drake		5	3	54	N	South Ala.		1	3			
												55	N	Illinois		2	7			
												63	A	Ga. Southern		4	5			
												73	H	Southeast Mo. St.		7	8			
												73	H	Southeast Mo. St.		8	11			
												75	A	Kansas		9	0			
												96	A	Eastern Ky.		3	4			
												96	A	Eastern Ky.		3	4			

Non-Div. I Games:

Murray St.

Average RPI Win:		197	WON-LOST RECORD		WINNING PCT. RANK		LAST 10 GAMES		STRENGTH OF SCHEDULE		OPP. STRENGTH OF SCHEDULE		TEAM RPI		ADJ RPI		CONF. RPI		ADJ CONF. RPI	
DIV. I ONLY			14-25-0		.35897 224		2-8-0		126		220		202		.45409 210		18		18	
DIV. I NON-CONF.			12-19-0		.3871 192		0-2-0		146		239		196		.45823 204		18		18	
TOTALS		RPI 1-25		RPI 26-50		W-L RECORDS		RPI 51-100		RPI 101-150		RPI 150+								
14-25-0		0-3-0		0-2-0		OVERALL		3-6-0		1-5-0		10-9-0								
2-6-0		0-0-0		0-0-0		HOME		2-3-0		0-0-0		0-3-0								
4-7-0		0-3-0		0-2-0		AWAY		0-0-0		0-0-0		4-2-0								
8-12-0		0-0-0		0-0-0		NEUTRAL		1-3-0		1-5-0		6-4-0								
12-19-0		0-3-0		0-2-0		NON-CONFERENCE		1-3-0		1-5-0		10-6-0								
0-0-0		0-0-0		0-0-0		HOME		0-0-0		0-0-0		0-0-0								
4-7-0		0-3-0		0-0-		AWAY		0-0-0		0-0-0		4-2-0								
8-12-0		0-0-0		0-0-0		NEUTRAL		1-3-0		1-5-0		6-4-0								
2-6-0		0-0-0		0-0-0		CONFERENCE		2-3-0		0-0-0		0-3-0								
2-6-0		0-0-0		0-0-0		HOME		2-3-0		0-0-0		0-3-0								
0-0-0		0-0-0		0-0-0		AWAY		0-0-0		0-0-0		0-0-0								
0-0-0		0-0-0		0-0-0		NEUTRAL		0-0-0		0-0-0		0-0-0								
RPI	S	Opponent		Score		RPI	S	Opponent		Score		RPI	S	Opponent		Score				
19	A	Mississippi St.		0	8	30	A	Oklahoma St.		3	16	51	N	Tulsa		0	8			
21	A	Arkansas		0	4	30	A	Oklahoma St.		0	8	59	N	Iowa St.		5	6			
21	A	Arkansas		1	3							69	H	North Dakota St.		2	1			
												69	H	North Dakota St.		1	6			
												85	N	Missouri St.		2	16			
												85	N	Missouri St.		2	1			
												88	H	South Dakota St.		8	6			
												88	H	South Dakota St.		1	9			
												88	H	South Dakota St.		7	11			
												110	N	Saint Francis (PA)		2	5			
												110	N	Saint Francis (PA)		2	6			
												110	N	Saint Francis (PA)		7	6			
												118	N	Belmont		0	8			
												143	N	Albany (NY)		4	5			
												143	N	Albany (NY)		2	4			
												151	A	Southeastern La.		1	4			
												151	A	Southeastern La.		11	9			
												166	N	Maine		4	2			
												189	H	South Dakota		6	11			
												189	H	South Dakota		8	11			
												189	H	South Dakota		2	11			
												194	N	Utah St.		3	5			
												229	N	Detroit Mercy		6	5			
												237	A	Hampton		11	2			
												250	A	A&M-Corpus Christi		3	6			
												250	A	A&M-Corpus Christi		2	0			
												250	N	A&M-Corpus Christi		1	2			
												255	N	Texas Southern		3	4			
												255	N	Texas Southern		9	8			
												265	N	La Salle		4	5			
												265	N	La Salle		5	1			
												276	N	Mississippi Val.		2	1			
												286	A	Coppin St.		10	5			
												289	N	Southern U.		4	2			
						LAST 10 GAMES														
						69	H	North Dakota St.		1	6	189	H	South Dakota		8	11			
						69	H	North Dakota St.		2	1	189	H	South Dakota		6	11			
						88	H	South Dakota St.		8	6	189	H	South Dakota		2	11			
						88	H	South Dakota St.		1	9	21	A	Arkansas		0	4			
						88	H	South Dakota St.		7	11	59	N	Iowa St.		5	6			

Non-Div. I Games:

Omaha

UTEP

Average RPI Win:		182	WON-LOST RECORD		WINNING PCT. RANK		LAST 10 GAMES		STRENGTH OF SCHEDULE		OPP. STRENGTH OF SCHEDULE		TEAM RPI		ADJ RPI		CONF. RPI		ADJ CONF. RPI	
DIV. I ONLY			14-26-0		.35 225		3-7-0		184		100		214		.45369 211		15		15	
DIV. I NON-CONF.			10-15-0		.4 184		0-2-0		162		83		175		.47684 175		13		13	
TOTALS		RPI 1-25		RPI 26-50		W-L RECORDS		RPI 51-100		RPI 101-150		RPI 150+								
14-26-0		0-2-0		0-3-0		OVERALL		0-7-0		6-11-0		8-3-0								
8-4-0		0-0-0		0-0-0		HOME		0-1-0		3-3-0		5-0-0								
2-12-0		0-0-0		0-0-0		AWAY		0-4-0		2-5-0		0-3-0								
4-10-0		0-2-0		0-3-0		NEUTRAL		0-2-0		1-3-0		3-0-0								
10-15-0		0-2-0		0-3-0		NON-CONFERENCE		0-7-0		2-3-0		8-0-0								
5-1-0		0-0-0		0-0-0		HOME		0-1-0		0-0-0		5-0-0								
1-4-0		0-0-0		0-0-		AWAY		0-4-0		1-0-0		0-0-0								
4-10-0		0-2-0		0-3-0		NEUTRAL		0-2-0		1-3-0		3-0-0								
4-11-0		0-0-0		0-0-0		CONFERENCE		0-0-0		4-8-0		0-3-0								
3-3-0		0-0-0		0-0-0		HOME		0-0-0		3-3-0		0-0-0								
1-8-0		0-0-0		0-0-0		AWAY		0-0-0		1-5-0		0-3-0								
0-0-0		0-0-0		0-0-0		NEUTRAL		0-0-0		0-0-0		0-0-0								
RPI	S	Opponent		Score		RPI	S	Opponent		Score		RPI	S	Opponent		Score				
2	N	Oregon		0	14	34	N	James Madison		0	6	53	N	Longwood		0	6			
23	N	Missouri		0	3	35	N	California		0	4	87	A	Hawaii		0	5			
						43	N	San Jose St.		0	11	87	A	Hawaii		2	6			
												93	N	Boise St.		2	8			
												97	A	New Mexico St.		6	8			
												97	A	New Mexico St.		0	8			
												97	H	New Mexico St.		5	8			
												105	A	Fla. Atlantic		0	8			
												105	A	Fla. Atlantic		1	2			
												105	A	Fla. Atlantic		0	6			
												113	N	East Carolina		1	0			
												116	N	Rutgers		2	7			
												124	N	Nevada		2	6			
												132	A	UNLV		8	7			
												141	N	UC Davis		4	12			
												146	A	Western Ky.		8	10			
												146	A	Western Ky.		6	4			
												146	A	Western Ky.		6	8			
												147	H	UAB		0	11			
												147	H	UAB		16	13			
												147	H	UAB		6	8			
												148	H	UTSA		2	7			
												148	H	UTSA		5	4			
												148	H	UTSA		8	5			
												168	A	Southern Miss.		0	8			
												168	A	Southern Miss.		1	4			
												168	A	Southern Miss.		1	3			
												189	N	South Dakota		7	5			
												191	H	Portland St.		17	4			
												191	H	Portland St.		8	4			
												191	H	Portland St.		9	1			
												200	N	New Mexico		8	0			
												246	N	Saint Mary's (CA)		7	0			
												253	H	Idaho St.		4	2			
												253	H	Idaho St.		9	0			
LAST 10 GAMES																				
				146	A	Western Ky.	6	8	148	H	UTSA	8	5							
				146	A	Western Ky.	8	10	97	A	New Mexico St.	6	8							
				146	A	Western Ky.	6	4	97	A	New Mexico St.	0	8							
				148	H	UTSA	2	7	168	A	Southern Miss.	1	4							
				148	H	UTSA	5	4	168	A	Southern Miss.	0	8							

Non-Div. I Games:

UTEP

Average RPI Win:		217	WON-LOST RECORD		WINNING PCT. RANK		LAST 10 GAMES		STRENGTH OF SCHEDULE		OPP. STRENGTH OF SCHEDULE		TEAM RPI		ADJ RPI		CONF. RPI		ADJ CONF. RPI				
DIV. I ONLY			16-17-0		.48485 155		7-3-0		243		245		212		.45335 212		30		30				
DIV. I NON-CONF.			11-16-0		.40741 182		2-2-0		189		235		208		.45637 208		30		30				
TOTALS		RPI 1-25		RPI 26-50				W-L RECORDS		RPI 51-100				RPI 101-150				RPI 150+					
16-17-0		0-0-0		1-0-0				OVERALL		0-4-0				0-2-0				15-11-0					
7-2-0		0-0-0		0-0-0				HOME		0-0-0				0-0-0				7-2-0					
2-3-0		0-0-0		0-0-0				AWAY		0-0-0				0-1-0				2-2-0					
7-12-0		0-0-0		1-0-0				NEUTRAL		0-4-0				0-1-0				6-7-0					
11-16-0		0-0-0		1-0-0				NON-CONFERENCE		0-4-0				0-2-0				10-10-0					
3-2-0		0-0-0		0-0-0				HOME		0-0-0				0-0-0				3-2-0					
1-2-0		0-0-0		0-0-				AWAY		0-0-0				0-1-0				1-1-0					
7-12-0		0-0-0		1-0-0				NEUTRAL		0-4-0				0-1-0				6-7-0					
5-1-0		0-0-0		0-0-0				CONFERENCE		0-0-0				0-0-0				5-1-0					
4-0-0		0-0-0		0-0-0				HOME		0-0-0				0-0-0				4-0-0					
1-1-0		0-0-0		0-0-0				AWAY		0-0-0				0-0-0				1-1-0					
0-0-0		0-0-0		0-0-0				NEUTRAL		0-0-0				0-0-0				0-0-0					
RPI	S	Opponent		Score		RPI	S	Opponent		Score		RPI	S	Opponent		Score		RPI	S	Opponent		Score	
						49	N	Kennesaw St.		5	4	60	N	UCF		1	7	109	N	Southern Ill.		0	1
												88	N	South Dakota St.		8	10	122	A	Towson		2	4
												92	N	UNI		1	2	161	N	Bucknell		9	12
												98	N	North Florida		1	9	166	N	Maine		11	9
																		172	N	St. John's (NY)		0	9
																		175	N	Butler		2	5
																		176	N	George Washington		1	3
																		179	H	Saint Joseph's		4	1
																		179	N	Saint Joseph's		2	1
																		180	N	Chattanooga		1	10
																		183	A	Sacred Heart		5	3
																		205	N	Florida A&M		5	6
																		208	A	Central Conn. St.		1	11
																		219	N	Bethune-Cookman		4	1
																		219	N	Bethune-Cookman		5	10
																		220	N	Army West Point		2	0
																		224	H	UMass Lowell		2	1
																		224	H	UMass Lowell		0	9
																		232	N	Lehigh		4	2
																		239	N	Buffalo		11	0
																		252	H	Wagner		6	5
																		252	H	Wagner		7	10
																		260	H	Niagara		9	0
																		260	H	Niagara		5	1
																		266	H	Canisius		6	2
																		266	H	Canisius		10	2
																		283	A	Rider		6	1
																		283	A	Rider		0	10
LAST 10 GAMES																							
				260	H	Niagara		9	0	283	A	Rider		0	10								
				260	H	Niagara		5	1	283	A	Rider		6	1								
				266	H	Canisius		10	2	224	H	UMass Lowell		0	9								
				266	H	Canisius		6	2	224	H	UMass Lowell		2	1								
				183	A	Sacred Heart		5	3	252	H	Wagner		7	10								

Non-Div. I Games:

Qui nni pi ac

Average RPI Win: 198		WON-LOST RECORD		WINNING PCT. RANK		LAST 10 GAMES		STRENGTH OF SCHEDULE		OPP. STRENGTH OF SCHEDULE		TEAM RPI		ADJ RPI		CONF. RPI		ADJ CONF. RPI	
DIV. I ONLY		11-23-0		.32353 237		2-8-0		156		143		215		.45197 213		19		19	
DIV. I NON-CONF.		10-21-0		.32258 224		1-6-0		158		176		215		.452 214		19		19	
TOTALS		RPI 1-25		RPI 26-50		W-L RECORDS		RPI 51-100		RPI 101-150		RPI 150+							
11-23-0		0-2-0		0-3-0		OVERALL		1-4-0		2-11-0		8-3-0							
2-7-0		0-1-0		0-1-0		HOME		0-0-0		0-4-0		2-1-0							
3-6-0		0-0-0		0-0-0		AWAY		1-3-0		0-2-0		2-1-0							
6-10-0		0-1-0		0-2-0		NEUTRAL		0-1-0		2-5-0		4-1-0							
10-21-0		0-2-0		0-3-0		NON-CONFERENCE		0-2-0		2-11-0		8-3-0							
2-7-0		0-1-0		0-1-0		HOME		0-0-0		0-4-0		2-1-0							
2-4-0		0-0-0		0-0-		AWAY		0-1-0		0-2-0		2-1-0							
6-10-0		0-1-0		0-2-0		NEUTRAL		0-1-0		2-5-0		4-1-0							
1-2-0		0-0-0		0-0-0		CONFERENCE		1-2-0		0-0-0		0-0-0							
0-0-0		0-0-0		0-0-0		HOME		0-0-0		0-0-0		0-0-0							
1-2-0		0-0-0		0-0-0		AWAY		1-2-0		0-0-0		0-0-0							
0-0-0		0-0-0		0-0-0		NEUTRAL		0-0-0		0-0-0		0-0-0							
RPI	S	Opponent		Score		RPI	S	Opponent		Score		RPI	S	Opponent		Score			
6	N	Oklahoma		0	7	30	N	Oklahoma St.		1	11	81	A	Fresno St.		5	10		
13	H	LSU		0	9	35	H	California		0	5	95	A	Loyola Marymount		6	4		
						41	N	Drake		2	4	95	A	Loyola Marymount		0	2		
												99	N	Georgia Tech		6	8		
														108 N Cal Poly		3	6		
														110 N Saint Francis (PA)		1	10		
														124 H Nevada		0	6		
														129 A CSUN		2	8		
														129 A CSUN		5	8		
														134 N UConn		0	9		
														135 H Seattle U		1	3		
														140 N Weber St.		5	4		
														140 N Weber St.		4	6		
														141 N UC Davis		0	3		
														141 N UC Davis		9	6		
														145 H Northern Colo.		2	5		
														145 H Northern Colo.		8	9		
														157 A Grand Canyon		7	6		
														165 N Montana		7	6		
														167 A North Texas		10	4		
														170 A Sacramento St.		2	7		
														173 N Purdue		1	2		
														194 H Utah St.		0	2		
														235 H Providence		11	5		
														252 H Wagner		7	3		
														261 N Fairleigh Dickinson		5	0		
														280 N CSU Bakersfield		8	3		
														280 N CSU Bakersfield		6	0		
LAST 10 GAMES						LAST 10 GAMES						LAST 10 GAMES							
				95	A	Loyola Marymount	2	4	108	N	Cal Poly	3	6						
				95	A	Loyola Marymount	0	2	129	A	CSUN	2	8						
				95	A	Loyola Marymount	6	4	99	N	Georgia Tech	6	8						
				35	H	California	0	5	261	N	Fairleigh Dickinson	5	0						
				129	A	CSUN	5	8	170	A	Sacramento St.	2	7						

Non-Div. I Games:

Paci f i c

Average RPI Win: 222		WON-LOST	WINNING	LAST 10	STRENGTH OF		OPP. STRENGTH	TEAM	ADJ		CONF.	ADJ CONF.
Average RPI Loss: 131		RECORD	PCT. RANK	GAMES	SCHEDULE		OF SCHEDULE	RPI	RPI		RPI	RPI
DIV. I ONLY		13-21-0	.38235	210	1-9-0		167	235	210		.45192	214
DIV. I NON-CONF.		11-11-0	.5	138	1-1-0		255	283	214		.44854	217
TOTALS		RPI 1-25	RPI 26-50		W-L RECORDS		RPI 51-100		RPI 101-150		RPI 150+	
13-21-0		0-3-0	0-1-0		OVERALL		0-1-0		3-9-0		10-7-0	
5-5-0		0-0-0	0-0-0		HOME		0-0-0		2-4-0		3-1-0	
5-9-0		0-3-0	0-1-0		AWAY		0-1-0		0-3-0		5-1-0	
3-7-0		0-0-0	0-0-0		NEUTRAL		0-0-0		1-2-0		2-5-0	
11-11-0		0-0-0	0-1-0		NON-CONFERENCE		0-1-0		1-2-0		10-7-0	
3-1-0		0-0-0	0-0-0		HOME		0-0-0		0-0-0		3-1-0	
5-3-0		0-0-0	0-0-		AWAY		0-1-0		0-0-0		5-1-0	
3-7-0		0-0-0	0-0-0		NEUTRAL		0-0-0		1-2-0		2-5-0	
2-10-0		0-3-0	0-0-0		CONFERENCE		0-0-0		2-7-0		0-0-0	
2-4-0		0-0-0	0-0-0		HOME		0-0-0		2-4-0		0-0-0	
0-6-0		0-3-0	0-0-0		AWAY		0-0-0		0-3-0		0-0-0	
0-0-0		0-0-0	0-0-0		NEUTRAL		0-0-0		0-0-0		0-0-0	
RPI S	Opponent	Score	RPI S	Opponent	Score	RPI S	Opponent	Score	RPI S	Opponent	Score	
24 A	Louisiana	0 8	40 A	UNCG	0 3	65 A	Mercer	0 8	103 A	UT Arlington	3 7	
24 A	Louisiana	0 7							103 A	UT Arlington	6 7	
24 A	Louisiana	0 5							103 A	UT Arlington	3 7	
									111 N	Morehead St.	15 8	
									114 H	Troy	8 9	
									114 H	Troy	2 15	
									114 H	Troy	3 13	
									119 H	La. -Monroe	7 3	
									119 H	La. -Monroe	9 8	
									119 H	La. -Monroe	4 12	
									120 N	Central Mich.	6 12	
									121 N	Nicholls St.	1 4	
									196 H	Western Caro.	4 5	
									196 H	Western Caro.	8 5	
									203 N	Seton Hall	2 3	
									203 N	Seton Hall	4 0	
									217 N	UT Martin	2 7	
									221 N	Virginia	1 2	
									221 N	Virginia	3 4	
									227 H	Tennessee Tech	3 2	
									227 H	Tennessee Tech	10 8	
									239 N	Buffalo	2 5	
									271 A	Alabama St.	6 1	
									271 A	Alabama St.	4 10	
									277 N	Holy Cross	5 4	
									284 A	Norfolk St.	9 0	
									284 A	Norfolk St.	7 1	
									284 A	Norfolk St.	6 3	
									284 A	Norfolk St.	5 1	
			LAST 10 GAMES									
			114 H	Troy	8 9	103 A	UT Arlington	3 7				
			114 H	Troy	2 15	103 A	UT Arlington	3 7				
			114 H	Troy	3 13	103 A	UT Arlington	6 7				
			196 H	Western Caro.	4 5	24 A	Louisiana	0 7				
			196 H	Western Caro.	8 5	24 A	Louisiana	0 8				

Non-Div. I Games:

Appalachian St.



Average RPI Win:		223	WON-LOST		WINNING		LAST 10		STRENGTH OF		OPP. STRENGTH		TEAM	ADJ		CONF.	ADJ CONF.
Average RPI Loss:		137	RECORD		PCT. RANK		GAMES		SCHEDULE		OF SCHEDULE		RPI	RPI		RPI	RPI
DIV. I ONLY			13-16-0		.44828	174	5-5-0		228		237		217	.45035	215	29	28
DIV. I NON-CONF.			7-10-0		.41176	179	2-0-0		207		205		205	.45808	205	29	29
TOTALS		RPI 1-25		RPI 26-50			W-L RECORDS			RPI 51-100			RPI 101-150			RPI 150+	
13-16-0		0-2-0		0-0-0			OVERALL			1-5-0			0-1-0			12-8-0	
5-3-0		0-0-0		0-0-0			HOME			0-0-0			0-0-0			5-3-0	
5-6-0		0-0-0		0-0-0			AWAY			1-2-0			0-1-0			4-3-0	
3-7-0		0-2-0		0-0-0			NEUTRAL			0-3-0			0-0-0			3-2-0	
7-10-0		0-2-0		0-0-0			NON-CONFERENCE			1-5-0			0-1-0			6-2-0	
2-0-0		0-0-0		0-0-0			HOME			0-0-0			0-0-0			2-0-0	
2-3-0		0-0-0		0-0-			AWAY			1-2-0			0-1-0			1-0-0	
3-7-0		0-2-0		0-0-0			NEUTRAL			0-3-0			0-0-0			3-2-0	
6-6-0		0-0-0		0-0-0			CONFERENCE			0-0-0			0-0-0			6-6-0	
3-3-0		0-0-0		0-0-0			HOME			0-0-0			0-0-0			3-3-0	
3-3-0		0-0-0		0-0-0			AWAY			0-0-0			0-0-0			3-3-0	
0-0-0		0-0-0		0-0-0			NEUTRAL			0-0-0			0-0-0			0-0-0	
RPI	S	Opponent		Score		RPI	S	Opponent		Score		RPI	S	Opponent		Score	
25	N	Texas St.		3	10							105	A	Fla. Atlantic		6	8
25	N	Texas St.		2	6							69	N	North Dakota St.		4	5
												83	A	Cal St. Fullerton		4	5
												84	A	UC Riverside		3	2
												93	N	Boise St.		10	4
												95	A	Loyola Marymount		4	5
												195	A	Georgetown		14	2
												197	N	Ill. -Chicago		4	5
												204	H	Harvard		4	5
												204	H	Harvard		1	3
												204	H	Harvard		6	1
												207	H	Fairfield		11	10
												221	N	Virginia		11	8
												242	A	Penn		8	6
												242	A	Penn		5	8
												242	A	Penn		9	7
												243	N	Iona		0	5
												254	H	Yale		4	1
												254	H	Yale		8	2
												254	H	Yale		6	8
												258	N	Colgate		7	1
												291	N	Howard		12	1
												295	H	Saint Peter's		14	0
LAST 10 GAMES																	
						204	H	Harvard		1	3	154	A	Dartmouth		3	2
						204	H	Harvard		4	5	154	A	Dartmouth		4	5
						204	H	Harvard		6	1	207	H	Fairfield		11	10
						295	H	Saint Peter's		14	0	254	H	Yale		6	8
						154	A	Dartmouth		4	5	254	H	Yale		4	1

Non-Div. I Games:

Col umbi a

Average RPI Win:	185	WON-LOST RECORD	WINNING PCT. RANK	LAST 10 GAMES	STRENGTH OF SCHEDULE	OPP. STRENGTH OF SCHEDULE	TEAM RPI	ADJ RPI	CONF. RPI	ADJ CONF. RPI	
Average RPI Loss:	149										
DIV. I ONLY	12-20-0	.375	215	5-5-0	196	192	221	.44959	216	27	26
DIV. I NON-CONF.	6-15-0	.28571	238	0-0-0	89	163	202	.46398	194	26	26
<hr/>											
TOTALS	RPI 1-25	RPI 26-50		W-L RECORDS	RPI 51-100		RPI 101-150		RPI 150+		
12-20-0	0-0-0	0-2-0		OVERALL	2-4-0		1-5-0		9-9-0		
4-3-0	0-0-0	0-0-0		HOME	0-0-0		0-0-0		4-3-0		
3-4-0	0-0-0	0-1-0		AWAY	1-0-0		0-0-0		2-3-0		
5-13-0	0-0-0	0-1-0		NEUTRAL	1-4-0		1-5-0		3-3-0		
6-15-0	0-0-0	0-2-0		NON-CONFERENCE	2-4-0		1-5-0		3-4-0		
0-1-0	0-0-0	0-0-0		HOME	0-0-0		0-0-0		0-1-0		
1-1-0	0-0-0	0-0-		AWAY	1-0-0		0-0-0		0-0-0		
5-13-0	0-0-0	0-1-0		NEUTRAL	1-4-0		1-5-0		3-3-0		
6-5-0	0-0-0	0-0-0		CONFERENCE	0-0-0		0-0-0		6-5-0		
4-2-0	0-0-0	0-0-0		HOME	0-0-0		0-0-0		4-2-0		
2-3-0	0-0-0	0-0-0		AWAY	0-0-0		0-0-0		2-3-0		
0-0-0	0-0-0	0-0-0		NEUTRAL	0-0-0		0-0-0		0-0-0		
RPI	S	Opponent	Score	RPI	S	Opponent	Score	RPI	S	Opponent	Score
44	N	Wisconsin	0 12	61	N	Eastern Ill.	0 3	109	N	Southern Ill.	3 6
48	A	FGCU	0 6	62	N	Furman	7 6	120	N	Central Mich.	6 5
				77	N	DePaul	0 4	134	N	UConn	1 8
				77	N	DePaul	4 8	145	N	Northern Colo.	3 12
				82	A	Col. of Charleston	3 2	149	N	Stony Brook	2 5
				82	N	Col. of Charleston	4 11	149	N	Stony Brook	3 5
								152	N	Western Mich.	4 0
								158	N	Charleston So.	4 8
								171	N	Winthrop	3 1
								186	N	Loyola Chicago	1 9
								206	H	Dayton	4 13
								222	A	Northern Ky.	1 2
								222	A	Northern Ky.	0 7
								223	N	Fort Wayne	0 2
								228	H	IUPUI	1 0
								228	H	IUPUI	5 0
								228	H	IUPUI	5 6
								229	A	Detroit Mercy	0 3
								229	A	Detroit Mercy	5 1
								229	A	Detroit Mercy	9 0
								240	H	Green Bay	12 3
								240	H	Green Bay	0 4
								240	H	Green Bay	1 0
								242	N	Penn	14 2
<hr/>											
LAST 10 GAMES											
229	A	Detroit Mercy	9 0	228	H	IUPUI	5 0				
229	A	Detroit Mercy	5 1	228	H	IUPUI	5 6				
229	A	Detroit Mercy	0 3	228	H	IUPUI	1 0				
222	A	Northern Ky.	1 2	240	H	Green Bay	0 4				
222	A	Northern Ky.	0 7	240	H	Green Bay	1 0				

Non-Div. I Games:

Wright St.

Average RPI Win: 223		WON-LOST RECORD		WINNING PCT. RANK		LAST 10 GAMES		STRENGTH OF SCHEDULE		OPP. STRENGTH OF SCHEDULE		TEAM RPI		ADJ RPI		CONF. RPI		ADJ CONF. RPI					
DIV. I ONLY		17-22-0		.4359		178		3-5-0		208		236		211		.44915		217		16		16	
DIV. I NON-CONF.		15-16-0		.48387		150		1-0-0		241		255		207		.45239		213		16		16	
TOTALS		RPI 1-25		RPI 26-50		W-L RECORDS		RPI 51-100		RPI 101-150		RPI 150+											
17-22-0		0-1-0		0-1-0		OVERALL		0-3-0		2-7-0		15-10-0											
5-6-0		0-0-0		0-0-0		HOME		0-0-0		0-5-0		5-1-0											
3-6-0		0-1-0		0-1-0		AWAY		0-3-0		1-0-0		2-1-0											
9-10-0		0-0-0		0-0-0		NEUTRAL		0-0-0		1-2-0		8-8-0											
15-16-0		0-1-0		0-1-0		NON-CONFERENCE		0-1-0		2-3-0		13-10-0											
3-2-0		0-0-0		0-0-0		HOME		0-0-0		0-1-0		3-1-0											
3-4-0		0-1-0		0-0-		AWAY		0-1-0		1-0-0		2-1-0											
9-10-0		0-0-0		0-0-0		NEUTRAL		0-0-0		1-2-0		8-8-0											
2-6-0		0-0-0		0-0-0		CONFERENCE		0-2-0		0-4-0		2-0-0											
2-4-0		0-0-0		0-0-0		HOME		0-0-0		0-4-0		2-0-0											
0-2-0		0-0-0		0-0-0		AWAY		0-2-0		0-0-0		0-0-0											
0-0-0		0-0-0		0-0-0		NEUTRAL		0-0-0		0-0-0		0-0-0											
RPI	S	Opponent		Score		RPI	S	Opponent		Score		RPI	S	Opponent		Score							
19	A	Mississippi St.		0 3		32	A	Ole Miss		2 10		66	A	Memphis		2 6							
												72	A	Austin Peay		0 5							
												72	A	Austin Peay		2 11							
												109	H	Southern Ill.		1 2							
												127	H	Jacksonville St.		2 6							
												127	H	Jacksonville St.		4 6							
												128	A	Middle Tenn.		4 1							
												128	N	Middle Tenn.		0 3							
												130	N	SFA		1 7							
												131	H	SIUE		1 4							
												131	H	SIUE		1 2							
												144	N	Central Ark.		3 1							
												152	N	Western Mich.		2 8							
												167	N	North Texas		2 5							
												168	N	Southern Miss.		2 1							
												177	A	Stetson		2 4							
												180	A	Chattanooga		4 2							
												180	N	Chattanooga		6 7							
												185	N	Saint Louis		3 5							
												190	N	Western Ill.		3 2							
												214	N	Appalachian St.		7 2							
												219	A	Bethune-Cookman		8 3							
												222	H	Northern Ky.		4 1							
												222	H	Northern Ky.		1 5							
												223	N	Fort Wayne		3 5							
												226	N	Manhattan		0 6							
												226	N	Manhattan		3 0							
												227	H	Tennessee Tech		9 4							
												227	H	Tennessee Tech		3 2							
												228	N	IUPUI		1 2							
												267	H	Akron		5 0							
												267	H	Akron		10 2							
												271	N	Alabama St.		5 2							
												277	N	Holy Cross		1 3							
												277	N	Holy Cross		5 1							
												277	N	Holy Cross		4 0							
												292	N	Grambling		10 2							
						LAST 10 GAMES																	
						72	A	Austin Peay		0 5		227	H	Tennessee Tech		9 4							
						72	A	Austin Peay		2 11		227	H	Tennessee Tech		3 2							
						128	A	Middle Tenn.		4 1		127	H	Jacksonville St.		2 6							
						131	H	SIUE		1 4		127	H	Jacksonville St.		4 6							
						131	H	SIUE		1 2		66	A	Memphis		2 6							

Non-Div. I Games:

UT Martin

UMKC

Average RPI Win: 177		WON-LOST RECORD		WINNING PCT. RANK		LAST 10 GAMES		STRENGTH OF SCHEDULE		OPP. STRENGTH OF SCHEDULE		TEAM RPI		ADJ RPI		CONF. RPI		ADJ CONF. RPI	
DIV. I ONLY		10-28-0		.26316 264		3-7-0		98		199		223		.44819 218		23		23	
DIV. I NON-CONF.		10-22-0		.3125 229		3-1-0		127		202		210		.45763 206		23		23	
TOTALS		RPI 1-25		RPI 26-50		W-L RECORDS		RPI 51-100		RPI 101-150		RPI 150+							
10-28-0		0-0-0		1-1-0		OVERALL		2-15-0		1-6-0		6-6-0							
0-6-0		0-0-0		0-0-0		HOME		0-6-0		0-0-0		0-0-0							
3-8-0		0-0-0		0-0-0		AWAY		1-4-0		0-3-0		2-1-0							
7-14-0		0-0-0		1-1-0		NEUTRAL		1-5-0		1-3-0		4-5-0							
10-22-0		0-0-0		1-1-0		NON-CONFERENCE		2-12-0		1-3-0		6-6-0							
0-3-0		0-0-0		0-0-0		HOME		0-3-0		0-0-0		0-0-0							
3-5-0		0-0-0		0-0-		AWAY		1-4-0		0-0-0		2-1-0							
7-14-0		0-0-0		1-1-0		NEUTRAL		1-5-0		1-3-0		4-5-0							
0-6-0		0-0-0		0-0-0		CONFERENCE		0-3-0		0-3-0		0-0-0							
0-3-0		0-0-0		0-0-0		HOME		0-3-0		0-0-0		0-0-0							
0-3-0		0-0-0		0-0-0		AWAY		0-0-0		0-3-0		0-0-0							
0-0-0		0-0-0		0-0-0		NEUTRAL		0-0-0		0-0-0		0-0-0							
RPI	S	Opponent	Score	RPI	S	Opponent	Score	RPI	S	Opponent	Score	RPI	S	Opponent	Score				
				40	N	UNCG	2 3	51	N	Tulsa	1 12	102	N	Bradley	8 12				
				41	N	Drake	2 1	63	N	Ga. Southern	0 4	102	N	Bradley	2 9				
								66	A	Memphis	0 8	119	N	La. -Monroe	8 4				
								68	N	Massachusetts	2 10	135	A	Seattle U	2 6				
								73	N	Southeast Mo. St.	3 13	135	A	Seattle U	0 1				
								75	A	Kansas	3 4	135	A	Seattle U	0 13				
								75	A	Kansas	0 3	145	N	Northern Colo.	0 8				
								85	A	Missouri St.	5 11	155	N	Abilene Christian	6 7				
								88	H	South Dakota St.	4 9	185	N	Saint Louis	4 6				
								88	H	South Dakota St.	4 6	190	N	Western Ill.	7 6				
								88	H	South Dakota St.	2 9	209	N	Murray St.	4 1				
								88	N	South Dakota St.	3 5	223	N	Fort Wayne	3 4				
								92	A	UNI	4 3	238	N	Mt. St. Mary's	6 4				
								92	N	UNI	5 3	240	N	Green Bay	6 7				
								97	H	New Mexico St.	0 6	240	N	Green Bay	3 6				
								97	H	New Mexico St.	3 7	248	A	Morgan St.	8 9				
								97	H	New Mexico St.	2 7	248	A	Morgan St.	7 6				
												270	N	Eastern Mich.	12 0				
												275	A	UMBC	12 3				
				LAST 10 GAMES															
				135	A	Seattle U	0 1	97	H	New Mexico St.	0 6								
				135	A	Seattle U	2 6	275	A	UMBC	12 3								
				135	A	Seattle U	0 13	238	N	Mt. St. Mary's	6 4								
				97	H	New Mexico St.	2 7	248	A	Morgan St.	7 6								
				97	H	New Mexico St.	3 7	248	A	Morgan St.	8 9								

Non-Div. I Games:

UMKC

Average RPI Win:		223	WON-LOST		WINNING	LAST 10	STRENGTH OF		OPP. STRENGTH	TEAM	ADJ		CONF.	ADJ CONF.			
Average RPI Loss:		147	RECORD		PCT. RANK	GAMES	SCHEDULE		OF SCHEDULE	RPI	RPI		RPI	RPI			
DIV. I ONLY			21-23-0		.47727	161	5-5-0		242	226	213		.4476	219	31	31	
DIV. I NON-CONF.			15-20-0		.42857	174	1-2-0		192	192	193		.46005	200	32	32	
TOTALS		RPI 1-25		RPI 26-50		W-L RECORDS		RPI 51-100		RPI 101-150		RPI 150+					
21-23-0		0-4-0		0-1-0		OVERALL		2-4-0		1-3-0		18-11-0					
7-4-0		0-0-0		0-0-0		HOME		0-0-0		0-0-0		7-4-0					
3-7-0		0-0-0		0-0-0		AWAY		0-3-0		0-2-0		3-2-0					
11-12-0		0-4-0		0-1-0		NEUTRAL		2-1-0		1-1-0		8-5-0					
15-20-0		0-4-0		0-1-0		NON-CONFERENCE		2-4-0		1-3-0		12-8-0					
3-2-0		0-0-0		0-0-0		HOME		0-0-0		0-0-0		3-2-0					
1-6-0		0-0-0		0-0-		AWAY		0-3-0		0-2-0		1-1-0					
11-12-0		0-4-0		0-1-0		NEUTRAL		2-1-0		1-1-0		8-5-0					
6-3-0		0-0-0		0-0-0		CONFERENCE		0-0-0		0-0-0		6-3-0					
4-2-0		0-0-0		0-0-0		HOME		0-0-0		0-0-0		4-2-0					
2-1-0		0-0-0		0-0-0		AWAY		0-0-0		0-0-0		2-1-0					
0-0-0		0-0-0		0-0-0		NEUTRAL		0-0-0		0-0-0		0-0-0					
RPI	S	Opponent		Score		RPI	S	Opponent		Score		RPI	S	Opponent		Score	
10	N	Tennessee		1	7	49	N	Kennesaw St.		7	9	60	A	UCF		0	8
16	N	Long Beach St.		1	4							88	N	South Dakota St.		3	1
17	N	Oregon St.		2	11							92	N	UNI		9	5
23	N	Missouri		0	8							94	N	San Diego St.		2	3
												98	A	North Florida		1	3
												98	A	North Florida		3	8

Non-Div. I Games:

Bethune-Cookman

Average RPI Win:	195	WON-LOST RECORD	WINNING PCT. RANK	LAST 10 GAMES	STRENGTH OF SCHEDULE	OPP. STRENGTH OF SCHEDULE	TEAM RPI	ADJ RPI	CONF. RPI	ADJ CONF. RPI		
DIV. I ONLY		15-21-0	.41667	189	5-5-0	223	207	220	.44568	220	28	29
DIV. I NON-CONF.		10-17-0	.37037	202	2-2-0	216	226	229	.44003	229	28	28
<hr/>												
TOTALS	RPI 1-25	RPI 26-50		W-L RECORDS		RPI 51-100		RPI 101-150		RPI 150+		
15-21-0	0-0-0	0-1-0		OVERALL		0-2-0		3-8-0		12-10-0		
2-3-0	0-0-0	0-0-0		HOME		0-0-0		2-3-0		0-0-0		
6-6-0	0-0-0	0-1-0		AWAY		0-0-0		0-0-0		6-4-0		
7-12-0	0-0-0	0-0-0		NEUTRAL		0-2-0		1-5-0		6-5-0		
10-17-0	0-0-0	0-1-0		NON-CONFERENCE		0-2-0		2-6-0		8-8-0		
1-1-0	0-0-0	0-0-0		HOME		0-0-0		1-1-0		0-0-0		
2-4-0	0-0-0	0-0-		AWAY		0-0-0		0-0-0		2-3-0		
7-12-0	0-0-0	0-0-0		NEUTRAL		0-2-0		1-5-0		6-5-0		
5-4-0	0-0-0	0-0-0		CONFERENCE		0-0-0		1-2-0		4-2-0		
1-2-0	0-0-0	0-0-0		HOME		0-0-0		1-2-0		0-0-0		
4-2-0	0-0-0	0-0-0		AWAY		0-0-0		0-0-0		4-2-0		
0-0-0	0-0-0	0-0-0		NEUTRAL		0-0-0		0-0-0		0-0-0		
RPI	S	Opponent	Score	RPI	S	Opponent	Score	RPI	S	Opponent	Score	
				39	A	South Fla.	2 3	84	N	UC Ri versi de	0 10	
								86	N	Stanford	0 12	
								117	H	Boston U.	0 7	
								117	H	Boston U.	3 2	
								117	H	Boston U.	0 3	
								125	H	Syracuse	1 4	
								125	H	Syracuse	5 1	
								127	N	Jacksonville St.	3 4	
								127	N	Jacksonville St.	3 6	
								134	N	UConn	3 0	
								134	N	UConn	1 2	
								140	N	Weber St.	7 8	
								147	N	UAB	1 9	
								160	A	Jacksonvi lle	2 10	
								161	A	Bucknell I	6 3	
								161	A	Bucknell I	0 1	
								161	A	Bucknell I	1 0	
								170	N	Sacramento St.	7 4	
								175	N	Butler	6 5	
								179	N	Saint Joseph's	5 2	
								180	N	Chattanooga	5 6	
								186	N	Loyol a Chi cago	5 15	
								193	N	Villanova	2 4	
								212	N	Qui nni pi ac	0 2	
								219	N	Bethune-Cookman	3 10	
								226	N	Manhattan	6 0	
								226	N	Manhattan	5 2	
								239	N	Buffalo	3 1	
								245	A	Mari st	1 2	
								245	A	Mari st	5 0	
								254	A	Yale	3 4	
								254	A	Yale	3 1	
								258	A	Col gate	6 1	
								258	A	Col gate	5 8	
								258	A	Col gate	4 0	
LAST 10 GAMES												
				258	A	Col gate	4 0	117	H	Boston U.	0 7	
				258	A	Col gate	5 8	117	H	Boston U.	3 2	
				258	A	Col gate	6 1	117	H	Boston U.	0 3	
				245	A	Mari st	5 0	125	H	Syracuse	1 4	
				245	A	Mari st	1 2	125	H	Syracuse	5 1	

**Non-Div. I Games:**

Army West Point

Average RPI Win:	210	WON-LOST RECORD	WINNING PCT. RANK	LAST 10 GAMES	STRENGTH OF SCHEDULE	OPP. STRENGTH OF SCHEDULE	TEAM RPI	ADJ RPI	CONF. RPI	ADJ CONF. RPI	
Average RPI Loss:	104										
DIV. I ONLY	12-27-0	.30769	247	3-7-0	139	188	219	.44555	221	7	6
DIV. I NON-CONF.	9-15-0	.375	198	1-1-0	198	244	225	.44308	226	6	6
<hr/>											
TOTALS	RPI 1-25	RPI 26-50		W-L RECORDS		RPI 51-100		RPI 101-150		RPI 150+	
12-27-0	0-0-0	1-5-0		OVERALL		1-13-0		1-3-0		9-6-0	
3-9-0	0-0-0	0-0-0		HOME		1-5-0		1-3-0		1-1-0	
1-11-0	0-0-0	1-4-0		AWAY		0-5-0		0-0-0		0-2-0	
8-7-0	0-0-0	0-1-0		NEUTRAL		0-3-0		0-0-0		8-3-0	
9-15-0	0-0-0	0-3-0		NON-CONFERENCE		0-5-0		0-1-0		9-6-0	
1-2-0	0-0-0	0-0-0		HOME		0-0-0		0-1-0		1-1-0	
0-6-0	0-0-0	0-0-		AWAY		0-2-0		0-0-0		0-2-0	
8-7-0	0-0-0	0-1-0		NEUTRAL		0-3-0		0-0-0		8-3-0	
3-12-0	0-0-0	1-2-0		CONFERENCE		1-8-0		1-2-0		0-0-0	
2-7-0	0-0-0	0-0-0		HOME		1-5-0		1-2-0		0-0-0	
1-5-0	0-0-0	1-2-0		AWAY		0-3-0		0-0-0		0-0-0	
0-0-0	0-0-0	0-0-0		NEUTRAL		0-0-0		0-0-0		0-0-0	
RPI	S	Opponent	Score	RPI	S	Opponent	Score	RPI	S	Opponent	Score
				40	A	UNCG	0 5	51	N	Tul sa	5 9
				40	A	UNCG	0 8	52	N	Lipscomb	3 4
				40	N	UNCG	2 3	56	A	McNeese	3 4
				42	A	Louisville	17 12	56	A	McNeese	0 7
				42	A	Louisville	7 14	64	H	North Carolina	7 11
				42	A	Louisville	1 16	64	H	North Carolina	10 5
								64	H	North Carolina	0 8
								74	N	Ohio	0 4
								80	A	Boston College	0 3
								80	A	Boston College	0 8
								80	A	Boston College	6 10
								99	H	Georgia Tech	9 18
								99	H	Georgia Tech	5 9
								99	H	Georgia Tech	5 8

Non-Div. I Games:

Virginia

Average RPI Win:		227	WON-LOST RECORD		WINNING PCT. RANK		LAST 10 GAMES		STRENGTH OF SCHEDULE		OPP. STRENGTH OF SCHEDULE		TEAM RPI		ADJ RPI		CONF. RPI		ADJ CONF. RPI	
DIV. I ONLY			16-11-0		.59259 88		5-5-0		282		243		222		.44485 222		27		26	
DIV. I NON-CONF.			13-9-0		.59091 97		2-3-0		285		252		218		.4473 219		26		26	
TOTALS		RPI 1-25		RPI 26-50		W-L RECORDS		RPI 51-100		RPI 101-150		RPI 150+								
16-11-0		0-0-0		0-0-0		OVERALL		0-0-0		0-1-0		16-10-0								
2-0-0		0-0-0		0-0-0		HOME		0-0-0		0-0-0		2-0-0								
3-4-0		0-0-0		0-0-0		AWAY		0-0-0		0-0-0		3-4-0								
11-7-0		0-0-0		0-0-0		NEUTRAL		0-0-0		0-1-0		11-6-0								
13-9-0		0-0-0		0-0-0		NON-CONFERENCE		0-0-0		0-1-0		13-8-0								
0-0-0		0-0-0		0-0-0		HOME		0-0-0		0-0-0		0-0-0								
2-2-0		0-0-0		0-0-		AWAY		0-0-0		0-0-0		2-2-0								
11-7-0		0-0-0		0-0-0		NEUTRAL		0-0-0		0-1-0		11-6-0								
3-2-0		0-0-0		0-0-0		CONFERENCE		0-0-0		0-0-0		3-2-0								
2-0-0		0-0-0		0-0-0		HOME		0-0-0		0-0-0		2-0-0								
1-2-0		0-0-0		0-0-0		AWAY		0-0-0		0-0-0		1-2-0								
0-0-0		0-0-0		0-0-0		NEUTRAL		0-0-0		0-0-0		0-0-0								
RPI	S	Opponent	Score		RPI	S	Opponent	Score		RPI	S	Opponent	Score							
												111 N Morehead St.	4	9						
												161 N Bucknell	3	2						
												162 A Campbel l	4	13						
												162 A Campbel l	5	4						
												181 N Incarnate Word	3	2						
												182 N LIU Brooklyn	1	6						
												186 N Loyola Chicago	2	0						
												203 N Seton Hall	11	7						
												216 H Wright St.	7	0						
												216 H Wright St.	2	1						
												217 A UT Martin	1	4						
												217 A UT Martin	5	1						
												219 N Bethune-Cookman	2	8						
												223 N Fort Wayne	2	3						
												223 N Fort Wayne	6	11						
												228 A IUPUI	0	4						
												228 A IUPUI	8	5						
												228 A IUPUI	0	2						
												239 N Buffal o	5	2						
												243 N Iona	3	4						
												257 N Binghamton	4	6						
												265 N La Salle	3	1						
												267 N Akron	8	0						
												267 N Akron	6	2						
												270 N Eastern Mich.	10	9						
												272 N Robert Morris	6	5						
												283 N Rider	5	3						
LAST 10 GAMES																				
												223 N Fort Wayne	6	11						
												223 N Fort Wayne	2	3						
												217 A UT Martin	5	1						
												267 N Akron	6	2						
												217 A UT Martin	1	4						

Non-Div. I Games:

Northern Ky.



Average RPI Win:	215	WON-LOST RECORD	WINNING PCT. RANK	LAST 10 GAMES	STRENGTH OF SCHEDULE	OPP. STRENGTH OF SCHEDULE	TEAM RPI	ADJ RPI	CONF. RPI	ADJ CONF. RPI					
DIV. I ONLY		14-23-0	.37838	212	4-6-0	183	233	218	.44425	223	18	18			
DIV. I NON-CONF.		14-20-0	.41176	179	4-3-0	169	250	199	.45911	203	18	18			
<hr/>															
TOTALS	RPI 1-25	RPI 26-50			W-L RECORDS		RPI 51-100		RPI 101-150		RPI 150+				
14-23-0	0-0-0	0-3-0			OVERALL		0-3-0		1-6-0		13-11-0				
0-0-0	0-0-0	0-0-0			HOME		0-0-0		0-0-0		0-0-0				
4-13-0	0-0-0	0-2-0			AWAY		0-1-0		0-3-0		4-7-0				
10-10-0	0-0-0	0-1-0			NEUTRAL		0-2-0		1-3-0		9-4-0				
14-20-0	0-0-0	0-3-0			NON-CONFERENCE		0-3-0		1-6-0		13-8-0				
0-0-0	0-0-0	0-0-0			HOME		0-0-0		0-0-0		0-0-0				
4-10-0	0-0-0	0-0-			AWAY		0-1-0		0-3-0		4-4-0				
10-10-0	0-0-0	0-1-0			NEUTRAL		0-2-0		1-3-0		9-4-0				
0-3-0	0-0-0	0-0-0			CONFERENCE		0-0-0		0-0-0		0-3-0				
0-0-0	0-0-0	0-0-0			HOME		0-0-0		0-0-0		0-0-0				
0-3-0	0-0-0	0-0-0			AWAY		0-0-0		0-0-0		0-3-0				
0-0-0	0-0-0	0-0-0			NEUTRAL		0-0-0		0-0-0		0-0-0				
RPI	S	Opponent	Score	RPI	S	Opponent	Score	RPI	S	Opponent	Score	RPI	S	Opponent	Score
				28	N	Michigan	0 7	65	N	Mercer	3 17	102	N	Bradley	3 7
				49	A	Kennesaw St.	3 4	66	A	Memphis	1 3	118	A	Belmont	2 3
				49	A	Kennesaw St.	2 8	96	N	Eastern Ky.	5 6	118	A	Belmont	1 4
												119	N	La. -Monroe	0 7
												121	N	Nicholls St.	1 0
												127	A	Jacksonville St.	2 4
												128	N	Middle Tenn.	2 9
												152	A	Western Mich.	9 6
												161	N	Bucknell	11 10
												184	A	Bowling Green	0 1
												186	A	Loyola Chicago	2 3
												190	A	Western Ill.	0 5
												190	A	Western Ill.	3 7
												190	A	Western Ill.	9 10
												201	A	Miami (OH)	6 5
												201	A	Miami (OH)	4 9
												202	N	North Dakota	1 2
												206	N	Dayton	4 9
												216	N	Wright St.	2 0
												217	N	UT Martin	5 3
												218	N	UMKC	4 3
												222	N	Northern Ky.	3 2
												222	N	Northern Ky.	11 6
												225	A	Samford	11 7
												228	N	IUPUI	3 2
												228	N	IUPUI	5 6
												267	N	Akron	0 1
												269	N	Cleveland St.	3 1
												271	A	Alabama St.	4 9
												272	N	Robert Morris	10 1
												282	A	Tennessee St.	3 2
						</									

Non-Div. I Games:

Fort Wayne

Average RPI Win:		250	WON-LOST RECORD		WINNING PCT. RANK		LAST 10 GAMES		STRENGTH OF SCHEDULE		OPP. STRENGTH OF SCHEDULE		TEAM RPI		ADJ RPI		CONF. RPI		ADJ CONF. RPI	
Average RPI Loss:		114																		
DIV. I ONLY			11-17-0		.39286 199		7-3-0		219		196		225		.44397 224		26		27	
DIV. I NON-CONF.			6-16-0		.27273 245		2-2-0		145		124		224		.44602 222		27		27	
TOTALS		RPI 1-25		RPI 26-50		W-L RECORDS		RPI 51-100		RPI 101-150		RPI 150+								
11-17-0		0-4-0		0-0-0		OVERALL		0-5-0		0-2-0		11-6-0								
3-0-0		0-0-0		0-0-0		HOME		0-0-0		0-0-0		3-0-0								
4-7-0		0-2-0		0-0-0		AWAY		0-1-0		0-1-0		4-3-0								
4-10-0		0-2-0		0-0-0		NEUTRAL		0-4-0		0-1-0		4-3-0								
6-16-0		0-4-0		0-0-0		NON-CONFERENCE		0-5-0		0-2-0		6-5-0								
0-0-0		0-0-0		0-0-0		HOME		0-0-0		0-0-0		0-0-0								
2-6-0		0-2-0		0-0-		AWAY		0-1-0		0-1-0		2-2-0								
4-10-0		0-2-0		0-0-0		NEUTRAL		0-4-0		0-1-0		4-3-0								
5-1-0		0-0-0		0-0-0		CONFERENCE		0-0-0		0-0-0		5-1-0								
3-0-0		0-0-0		0-0-0		HOME		0-0-0		0-0-0		3-0-0								
2-1-0		0-0-0		0-0-0		AWAY		0-0-0		0-0-0		2-1-0								
0-0-0		0-0-0		0-0-0		NEUTRAL		0-0-0		0-0-0		0-0-0								
RPI	S	Opponent		Score		RPI	S	Opponent		Score		RPI	S	Opponent		Score				
10	N	Tennessee		1	4					55	N	Illinois	0	11						
19	A	Mississippi St.		0	11					55	N	Illinois	3	4						
19	A	Mississippi St.		1	9					76	A	Louisiana Tech	0	6						
23	N	Missouri		4	9					85	N	Missouri St.	1	2						
										91	N	Marshall	2	4						
													</							

Non-Div. I Games:

UMass Lowell

Average RPI Win: 221		WON-LOST RECORD		WINNING PCT. RANK		LAST 10 GAMES		STRENGTH OF SCHEDULE		OPP. STRENGTH OF SCHEDULE		TEAM RPI		ADJ RPI		CONF. RPI		ADJ CONF. RPI	
DIV. I ONLY		12-29-0		.29268 256		4-6-0		146		151		224		.44301 225		13		13	
DIV. I NON-CONF.		10-26-0		.27778 241		2-3-0		139		155		221		.44504 225		14		14	
TOTALS		RPI 1-25		RPI 26-50		W-L RECORDS		RPI 51-100		RPI 101-150		RPI 150+							
12-29-0		0-5-0		0-3-0		OVERALL		0-5-0		2-6-0		10-10-0							
7-8-0		0-1-0		0-0-0		HOME		0-2-0		2-2-0		5-3-0							
3-11-0		0-4-0		0-3-0		AWAY		0-0-0		0-2-0		3-2-0							
2-10-0		0-0-0		0-0-0		NEUTRAL		0-3-0		0-2-0		2-5-0							
10-26-0		0-5-0		0-3-0		NON-CONFERENCE		0-5-0		2-6-0		8-7-0							
6-6-0		0-1-0		0-0-0		HOME		0-2-0		2-2-0		4-1-0							
2-10-0		0-4-0		0-0-		AWAY		0-0-0		0-2-0		2-1-0							
2-10-0		0-0-0		0-0-0		NEUTRAL		0-3-0		0-2-0		2-5-0							
2-3-0		0-0-0		0-0-0		CONFERENCE		0-0-0		0-0-0		2-3-0							
1-2-0		0-0-0		0-0-0		HOME		0-0-0		0-0-0		1-2-0							
1-1-0		0-0-0		0-0-0		AWAY		0-0-0		0-0-0		1-1-0							
0-0-0		0-0-0		0-0-0		NEUTRAL		0-0-0		0-0-0		0-0-0							
RPI	S	Opponent		Score		RPI	S	Opponent		Score		RPI	S	Opponent		Score			
5	A	Georgi a		2	10	33	A	Texas		0	1	52	H	Lip scomb		0	5		
5	A	Georgi a		0	10	33	A	Texas		0	4	52	H	Lip scomb		1	4		
18	A	Al abama		0	1	33	A	Texas		2	15	61	N	Eastern Ill.		0	4		
19	H	Mi ssi ssi ppi St.		1	11							80	N	Boston College		0	4		
24	A	Loui si ana		1	7							80	N	Boston College		2	9		
														104	H	Indi ana		0	4
														104	H	Indi ana		6	1
														114	H	Troy		6	9
														115	N	Fordham		1	4
														115	N	Fordham		1	4
														118	A	Bel mont		0	2
														127	A	Jacksonville St.		2	3
														127	H	Jacksonville St.		11	10
														155	N	Evansville		6	14
														155	N	Evansville		11	5
														171	N	Winthrop		0	6
														171	N	Winthrop		2	7
														180	H	Chattanooga		6	9
														180	H	Chattanooga		15	2
														180	H	Chattanooga		6	11
														192	A	ETSU		3	6
														192	A	ETSU		2	1
														197	N	Ill. -Chi cago		1	11
														223	H	Fort Wayne		7	11
														227	A	Tennessee Tech		11	8
														227	A	Tennessee Tech		5	9
														271	H	Al abama St.		9	0
														271	H	Al abama St.		10	6
														273	N	St. Bonaventure		0	8
														278	N	Rhode Island		5	2
														282	A	Tennessee St.		11	6
														285	H	Al abama A&M		9	1
														285	H	Al abama A&M		6	3
				LAST 10 GAMES															
				33	A	Texas		0	4	180	H	Chattanooga		15	2				
				33	A	Texas		2	15	180	H	Chattanooga		6	11				
				33	A	Texas		0	1	192	A	ETSU		3	6				
				127	H	Jacksonville St.		11	10	192	A	ETSU		2	1				
				180	H	Chattanooga		6	9	285	H	Al abama A&M		6	3				

Non-Div. I Games:

Samford

Average RPI Win:		225	WON-LOST RECORD		WINNING PCT. RANK		LAST 10 GAMES		STRENGTH OF SCHEDULE		OPP. STRENGTH OF SCHEDULE		TEAM RPI		ADJ RPI		CONF. RPI		ADJ CONF. RPI	
DIV. I ONLY			14-15-0		.48276 156		4-6-0		255		263		226		.44049 226		30		30	
DIV. I NON-CONF.			14-11-0		.56 108		4-2-0		246		271		186		.46707 191		30		30	
TOTALS		RPI 1-25		RPI 26-50		W-L RECORDS		RPI 51-100		RPI 101-150		RPI 150+								
14-15-0		0-1-0		0-0-0		OVERALL		0-1-0		1-2-0		13-11-0								
6-4-0		0-0-0		0-0-0		HOME		0-0-0		0-2-0		6-2-0								
3-4-0		0-0-0		0-0-0		AWAY		0-0-0		0-0-0		3-2-0								
5-7-0		0-1-0		0-0-0		NEUTRAL		0-1-0		1-0-0		4-5-0								
14-11-0		0-1-0		0-0-0		NON-CONFERENCE		0-1-0		1-2-0		13-7-0								
6-2-0		0-0-0		0-0-0		HOME		0-0-0		0-2-0		6-0-0								
3-2-0		0-0-0		0-0-		AWAY		0-0-0		0-0-0		3-2-0								
5-7-0		0-1-0		0-0-0		NEUTRAL		0-1-0		1-0-0		4-5-0								
0-4-0		0-0-0		0-0-0		CONFERENCE		0-0-0		0-0-0		0-4-0								
0-2-0		0-0-0		0-0-0		HOME		0-0-0		0-0-0		0-2-0								
0-2-0		0-0-0		0-0-0		AWAY		0-0-0		0-0-0		0-2-0								
0-0-0		0-0-0		0-0-0		NEUTRAL		0-0-0		0-0-0		0-0-0								
RPI	S	Opponent		Score		RPI	S	Opponent		Score		RPI	S	Opponent		Score				
21	N	Arkansas		1	9					56	N	McNeese	2	6	121	N	Nicholls St.	8	7	
															149	H	Stony Brook	1	6	
															149	H	Stony Brook	5	6	
															177	A	Stetson	7	5	
															177	A	Stetson	1	5	
															177	A	Stetson	9	2	
															183	H	Sacred Heart	2	1	
															183	H	Sacred Heart	6	2	
															207	H	Fairfield	3	7	
															207	H	Fairfield	2	7	
															208	A	Central Conn. St.	2	0	
															208	A	Central Conn. St.	4	5	
															217	N	UT Martin	6	0	
															217	N	UT Martin	0	3	
															220	N	Army West Point	0	6	
															220	N	Army West Point	2	5	
															247	N	George Mason	7	4	
															252	H	Wagner	4	1	
															252	H	Wagner	2	0	
															264	A	Siena	2	3	
															264	A	Siena	0	4	
															270	N	Eastern Mich.	2	4	
															277	N	Holy Cross	13	2	
															277	N	Holy Cross	1	4	
															278	N	Rhode Island	6	3	
															287	H	Hartford	6	5	
															287	H	Hartford	11	0	
						LAST 10 GAMES														
						264	A	Siena	0	4	149	H	Stony Brook	5	6					
						264	A	Siena	2	3	183	H	Sacred Heart	6	2					
						207	H	Fairfield	3	7	183	H	Sacred Heart	2	1					
						207	H	Fairfield	2	7	252	H	Wagner	2	0					
						149	H	Stony Brook	1	6	252	H	Wagner	4	1					

Non-Div. I Games:

Manhattan

Average RPI Win: 220		WON-LOST RECORD		WINNING PCT. RANK		LAST 10 GAMES		STRENGTH OF SCHEDULE		OPP. STRENGTH OF SCHEDULE		TEAM RPI		ADJ RPI		CONF. RPI		ADJ CONF. RPI									
DIV. I ONLY		12-24-0		.33333 231		3-7-0		195		156		227		.44042 227		16		16									
DIV. I NON-CONF.		9-15-0		.375 198		0-0-0		214		157		217		.45022 216		16		16									
TOTALS		RPI 1-25		RPI 26-50		W-L RECORDS		RPI 51-100		RPI 101-150		RPI 150+															
12-24-0		0-2-0		0-2-0		OVERALL		0-8-0		4-4-0		8-8-0															
6-2-0		0-0-0		0-0-0		HOME		0-0-0		1-1-0		5-1-0															
3-14-0		0-2-0		0-0-0		AWAY		0-6-0		1-1-0		2-5-0															
3-8-0		0-0-0		0-2-0		NEUTRAL		0-2-0		2-2-0		1-2-0															
9-15-0		0-2-0		0-2-0		NON-CONFERENCE		0-3-0		3-3-0		6-5-0															
3-1-0		0-0-0		0-0-0		HOME		0-0-0		0-0-0		3-1-0															
3-8-0		0-2-0		0-0-		AWAY		0-2-0		1-1-0		2-3-0															
3-6-0		0-0-0		0-2-0		NEUTRAL		0-1-0		2-2-0		1-1-0															
3-9-0		0-0-0		0-0-0		CONFERENCE		0-5-0		1-1-0		2-3-0															
3-1-0		0-0-0		0-0-0		HOME		0-0-0		1-1-0		2-0-0															
0-6-0		0-0-0		0-0-0		AWAY		0-4-0		0-0-0		0-2-0															
0-2-0		0-0-0		0-0-0		NEUTRAL		0-1-0		0-0-0		0-1-0															
RPI	S	Opponent		Score		RPI	S	Opponent		Score		RPI	S	Opponent		Score		RPI	S	Opponent		Score					
14	A	Auburn		0	18	29	N	Wichita St.		4	6	66	A	Memphi s		1	5	114	A	Troy		2	3				
14	A	Auburn		0	3	32	N	Ole Mi ss		2	12	66	A	Memphi s		0	8	114	A	Troy		9	3				
												72	A	Austin Peay		1	2	118	H	Bel mont		3	0				
												72	A	Austin Peay		2	7	118	H	Bel mont		0	1				
												73	A	Southeast Mo. St.		3	4	146	N	Western Ky.		7	6				
												73	A	Southeast Mo. St.		1	5	146	N	Western Ky.		9	5				
												73	N	Southeast Mo. St.		3	7	147	N	UAB		1	8				
												91	N	Marshall I		4	10	149	N	Indiana St.		4	7				
																		180	A	Chattanooga		5	7				
																		183	N	Sacred Heart		4	10				
																		209	N	Murray St.		0	21				
																		214	A	Appalachi an St.		8	10				
																		214	A	Appalachi an St.		2	3				
																		217	A	UT Martin		4	9				
																		217	A	UT Martin		2	3				
																		225	H	Samford		8	11				
																		225	H	Samford		9	5				
																		251	A	Presbyteri an		5	4				
																		251	A	Presbyteri an		8	5				
																		270	N	Eastern Mich.		5	4				
																		278	H	Rhode Isl and		8	7				
																		278	H	Rhode Isl and		2	1				
																		282	H	Tennessee St.		3	1				
																		282	H	Tennessee St.		8	0				
						LAST 10 GAMES																					
						118 H Bel mont						3	0	72 A Austin Peay						1	2						
						118 H Bel mont						0	1	217 A UT Martin						4	9						
						282 H Tennessee St.						8	0	217 A UT Martin						2	3						
						282 H Tennessee St.						3	1	73 A Southeast Mo. St.						1	5						
						72 A Austin Peay						2	7	73 A Southeast Mo. St.						3	4						

Non-Div. I Games:

Tennessee Tech

IUPUI

Average RPI Win:		214	WON-LOST RECORD		WINNING PCT. RANK		LAST 10 GAMES		STRENGTH OF SCHEDULE		OPP. STRENGTH OF SCHEDULE		TEAM RPI		ADJ RPI		CONF. RPI		ADJ CONF. RPI				
DIV. I ONLY			10-20-0		.33333 231		6-4-0		182		247		230		.43759 228		27		26				
DIV. I NON-CONF.			4-15-0		.21053 264		0-0-0		141		188		238		.42856 235		26		26				
TOTALS		RPI 1-25		RPI 26-50				W-L RECORDS				RPI 51-100				RPI 101-150				RPI 150+			
10-20-0		0-0-0		0-0-0				OVERALL				0-6-0				1-3-0				9-11-0			
3-2-0		0-0-0		0-0-0				HOME				0-0-0				0-0-0				3-2-0			
3-6-0		0-0-0		0-0-0				AWAY				0-2-0				0-0-0				3-4-0			
4-12-0		0-0-0		0-0-0				NEUTRAL				0-4-0				1-3-0				3-5-0			
4-15-0		0-0-0		0-0-0				NON-CONFERENCE				0-6-0				1-3-0				3-6-0			
0-0-0		0-0-0		0-0-0				HOME				0-0-0				0-0-0				0-0-0			
0-3-0		0-0-0		0-0-				AWAY				0-2-0				0-0-0				0-1-0			
4-12-0		0-0-0		0-0-0				NEUTRAL				0-4-0				1-3-0				3-5-0			
6-5-0		0-0-0		0-0-0				CONFERENCE				0-0-0				0-0-0				6-5-0			
3-2-0		0-0-0		0-0-0				HOME				0-0-0				0-0-0				3-2-0			
3-3-0		0-0-0		0-0-0				AWAY				0-0-0				0-0-0				3-3-0			
0-0-0		0-0-0		0-0-0				NEUTRAL				0-0-0				0-0-0				0-0-0			
RPI	S	Opponent		Score		RPI	S	Opponent		Score		RPI	S	Opponent		Score		RPI	S	Opponent		Score	
												52	A	Lipscomb		0	9	137	N	Maryland		1	5
												52	A	Lipscomb		0	2	137	N	Maryland		0	2
												61	N	Eastern Ill.		3	5	145	N	Northern Colo.		1	15
												61	N	Eastern Ill.		4	8	147	N	UAB		6	2
												73	N	Southeast Mo. St.		0	7	155	N	Evansville		5	0
												77	N	DePaul		2	5	180	A	Chattanooga		3	11
																		184	N	Bowling Green		3	7
																		184	N	Bowling Green		3	4
																		186	N	Loyola Chi cago		0	4
																		201	N	Miami (OH)		3	6
																		216	A	Wright St.		0	5
																		216	A	Wright St.		6	5
																		216	A	Wright St.		0	1
																		217	N	UT Martin		2	1
																		222	H	Northern Ky.		2	0
																		222	H	Northern Ky.		4	0
																		222	H	Northern Ky.		5	8
																		223	N	Fort Wayne		2	3
																		223	N	Fort Wayne		6	5
																		240	H	Green Bay		9	1
																		240	H	Green Bay		3	7
																		249	A	Youngstown St.		2	1
																		249	A	Youngstown St.		0	8
																		249	A	Youngstown St.		2	1
LAST 10 GAMES																							

Non-Div. I Games:

IUPUI

Average RPI Win:		233	WON-LOST RECORD		WINNING PCT. RANK		LAST 10 GAMES		STRENGTH OF SCHEDULE		OPP. STRENGTH OF SCHEDULE		TEAM RPI		ADJ RPI		CONF. RPI		ADJ CONF. RPI	
DIV. I ONLY			9-21-0		.3 249		4-6-0		155		229		228		.43644 229		27		26	
DIV. I NON-CONF.			5-16-0		.2381 257		0-1-0		102		196		226		.44264 227		26		26	
TOTALS		RPI 1-25		RPI 26-50		W-L RECORDS		RPI 51-100		RPI 101-150		RPI 150+								
9-21-0		0-0-0		0-4-0		OVERALL		0-5-0		0-3-0		9-9-0								
2-4-0		0-0-0		0-0-0		HOME		0-0-0		0-0-0		2-4-0								
2-11-0		0-0-0		0-3-0		AWAY		0-5-0		0-1-0		2-1-0								
5-6-0		0-0-0		0-1-0		NEUTRAL		0-0-0		0-2-0		5-3-0								
5-16-0		0-0-0		0-4-0		NON-CONFERENCE		0-5-0		0-3-0		5-4-0								
0-0-0		0-0-0		0-0-0		HOME		0-0-0		0-0-0		0-0-0								
0-10-0		0-0-0		0-0-		AWAY		0-5-0		0-1-0		0-1-0								
5-6-0		0-0-0		0-1-0		NEUTRAL		0-0-0		0-2-0		5-3-0								
4-5-0		0-0-0		0-0-0		CONFERENCE		0-0-0		0-0-0		4-5-0								
2-4-0		0-0-0		0-0-0		HOME		0-0-0		0-0-0		2-4-0								
2-1-0		0-0-0		0-0-0		AWAY		0-0-0		0-0-0		2-1-0								
0-0-0		0-0-0		0-0-0		NEUTRAL		0-0-0		0-0-0		0-0-0								
RPI	S	Opponent		Score		RPI	S	Opponent		Score		RPI	S	Opponent		Score				
				28	A	Michigan	0	15	58	A	Georgia St.	1	11	115	A	Fordham	0	21		
				38	N	Liberty	4	11	58	A	Georgia St.	6	14	118	N	Belmont	4	8		
				49	A	Kennesaw St.	1	9	63	A	Ga. Southern	5	7	123	N	Tolledo	0	3		
				49	A	Kennesaw St.	5	11	65	A	Mercer	0	3	151	A	Southeastern La.	1	2		
									99	A	Georgia Tech	6	8	180	N	Chattanooga	7	10		
														197	H	Ill. -Chicago	3	7		
														197	H	Ill. -Chicago	4	5		
														197	H	Ill. -Chicago	5	2		
														203	N	Seton Hall	9	6		
														210	N	Omaha	5	6		
														216	H	Wright St.	3	0		
														216	H	Wright St.	0	9		
														216	H	Wright St.	1	5		
														224	N	UMass Lowell	8	5		
														248	N	Morgan St.	5	2		
														249	A	Youngstown St.	0	8		
														249	A	Youngstown St.	4	0		
														249	A	Youngstown St.	6	4		
														250	N	A&M-Corpus Christi	2	1		
														261	N	Fairleigh Dickinson	9	8		
														277	N	Holy Cross	4	6		
LAST 10 GAMES																				
				216	H	Wright St.	0	9	249	A	Youngstown St.	4	0							
				216	H	Wright St.	1	5	28	A	Michigan	0	15							
				216	H	Wright St.	3	0	197	H	Ill. -Chicago	4	5							
				249	A	Youngstown St.	0	8	197	H	Ill. -Chicago	3	7							
				249	A	Youngstown St.	6	4	197	H	Ill. -Chicago	5	2							

**Non-Div. I Games:**

Detroit Mercy

Average RPI Win:		171	WON-LOST RECORD		WINNING PCT. RANK		LAST 10 GAMES		STRENGTH OF SCHEDULE		OPP. STRENGTH OF SCHEDULE		TEAM RPI		ADJ RPI		CONF. RPI		ADJ CONF. RPI	
DIV. I ONLY				6-26-0		.1875 279		3-7-0		91		99		229		.43631 230		5 5		
DIV. I NON-CONF.				4-17-0		.19048 267		1-1-0		130		121		235		.42843 236		5 5		
TOTALS		RPI 1-25		RPI 26-50		W-L RECORDS		RPI 51-100		RPI 101-150		RPI 150+								
6-26-0		0-2-0		0-7-0		OVERALL		0-4-0		2-9-0		4-4-0								
4-7-0		0-0-0		0-3-0		HOME		0-0-0		1-2-0		3-2-0								
2-8-0		0-1-0		0-1-0		AWAY		0-1-0		1-4-0		1-1-0								
0-11-0		0-1-0		0-3-0		NEUTRAL		0-3-0		0-3-0		0-1-0								
4-17-0		0-2-0		0-2-0		NON-CONFERENCE		0-4-0		0-5-0		4-4-0								
3-2-0		0-0-0		0-0-0		HOME		0-0-0		0-0-0		3-2-0								
1-6-0		0-1-0		0-0-		AWAY		0-1-0		0-2-0		1-1-0								
0-9-0		0-1-0		0-1-0		NEUTRAL		0-3-0		0-3-0		0-1-0								
2-9-0		0-0-0		0-5-0		CONFERENCE		0-0-0		2-4-0		0-0-0								
1-5-0		0-0-0		0-3-0		HOME		0-0-0		1-2-0		0-0-0								
1-2-0		0-0-0		0-0-0		AWAY		0-0-0		1-2-0		0-0-0								
0-2-0		0-0-0		0-2-0		NEUTRAL		0-0-0		0-0-0		0-0-0								
RPI	S	Opponent		Score		RPI	S	Opponent		Score		RPI	S	Opponent		Score				
12	A	Texas A&M		0	8	28	H	Mi chi gan		1	11	52	N	Lipscomb		1	9			
18	N	Al abama		0	10	28	H	Mi chi gan		2	14	59	N	Iowa St.		0	3			
						28	H	Mi chi gan		0	3	60	N	UCF		0	4			
						34	N	James Madi son		1	4	89	A	Lamar Uni versi ty		3	8			
						45	N	Northwestern		0	13									
						45	N	Northwestern		4	6									
						50	A	Houston		0	3									
								LAST 10 GAMES												
						28	H	Mi chi gan		1	11	116	A	Rutgers		5	6			
						28	H	Mi chi gan		0	3	272	H	Robert Morris		9	7			
						28	H	Mi chi gan		2	14	272	H	Robert Morris		0	5			
						116	A	Rutgers		7	3	137	H	Maryl and		3	4			
						116	A	Rutgers		2	4	137	H	Maryl and		8	3			

Non-Div. I Games:

Penn St.



Average RPI Win: 221		WON-LOST RECORD		WINNING PCT. RANK		LAST 10 GAMES		STRENGTH OF SCHEDULE		OPP. STRENGTH OF SCHEDULE		TEAM RPI		ADJ RPI		CONF. RPI		ADJ CONF. RPI	
DIV. I ONLY		10-14-2		.42308 183		3-6-1		254		221		231		.43311 231		10		10	
DIV. I NON-CONF.		7-8-2		.47059 158		1-1-1		280		266		241		.41934 241		12		12	
TOTALS		RPI 1-25		RPI 26-50		W-L RECORDS		RPI 51-100		RPI 101-150		RPI 150+							
10-14-2		0-0-0		0-0-0		OVERALL		1-4-0		0-4-0		9-6-2							
1-4-0		0-0-0		0-0-0		HOME		0-0-0		0-3-0		1-1-0							
5-4-1		0-0-0		0-0-0		AWAY		1-3-0		0-0-0		4-1-1							
4-6-1		0-0-0		0-0-0		NEUTRAL		0-1-0		0-1-0		4-4-1							
7-8-2		0-0-0		0-0-0		NON-CONFERENCE		0-2-0		0-1-0		7-5-2							
1-1-0		0-0-0		0-0-0		HOME		0-0-0		0-0-0		1-1-0							
2-1-1		0-0-0		0-0-		AWAY		0-1-0		0-0-0		2-0-1							
4-6-1		0-0-0		0-0-0		NEUTRAL		0-1-0		0-1-0		4-4-1							
3-6-0		0-0-0		0-0-0		CONFERENCE		1-2-0		0-3-0		2-1-0							
0-3-0		0-0-0		0-0-0		HOME		0-0-0		0-3-0		0-0-0							
3-3-0		0-0-0		0-0-0		AWAY		1-2-0		0-0-0		2-1-0							
0-0-0		0-0-0		0-0-0		NEUTRAL		0-0-0		0-0-0		0-0-0							
RPI	S	Opponent	Score	RPI	S	Opponent	Score	RPI	S	Opponent	Score	RPI	S	Opponent	Score				
								65	A	Mercer	0	9		101	N	Radford	5	6	
								82	A	Col. of Charleston	1	4		122	H	Towson	9	11	
								82	A	Col. of Charleston	6	4		122	H	Towson	1	9	
								82	A	Col. of Charleston	3	7		122	H	Towson	2	9	
								96	N	Eastern Ky.	6	8		177	A	Stetson	9	8	
														183	N	Sacred Heart	1	4	
														183	N	Sacred Heart	0	4	
														188	A	Del aware	3	1	
														188	A	Del aware	6	8	
														188	A	Del aware	3	1	
														193	A	Villanova	8	8	
														219	N	Bethune-Cookman	9	8	
														219	N	Bethune-Cookman	1	7	
														252	H	Wagner	11	13	
														252	H	Wagner	14	5	
														262	N	Cornell	11	1	
														267	N	Akron	11	3	
														267	N	Akron	1	1	
														275	A	UMBC	10	8	
														282	N	Tennessee St.	5	7	
														295	N	Saint Peter's	11	0	
				LAST 10 GAMES															
				122	H	Towson	1	9	82	A	Col. of Charleston	1	4						
				122	H	Towson	9	11	82	A	Col. of Charleston	3	7						
				122	H	Towson	2	9	252	H	Wagner	11	13						
				193	A	Villanova	8	8	252	H	Wagner	14	5						
				82	A	Col. of Charleston	6	4	188	A	Del aware	3	1						

Non-Div. I Games:

Drexel

Average RPI Win: 228		WON-LOST RECORD		WINNING PCT. RANK		LAST 10 GAMES		STRENGTH OF SCHEDULE		OPP. STRENGTH OF SCHEDULE		TEAM RPI		ADJ RPI		CONF. RPI		ADJ CONF. RPI	
DIV. I ONLY		11-19-0		.36667 220		6-4-0		233		206		232		.43083 232		28		29	
DIV. I NON-CONF.		5-16-0		.2381 257		1-1-0		138		175		231		.4357 230		28		28	
TOTALS		RPI 1-25		RPI 26-50		W-L RECORDS		RPI 51-100		RPI 101-150		RPI 150+							
11-19-0		0-1-0		0-4-0		OVERALL		0-1-0		3-4-0		8-9-0							
5-1-0		0-0-0		0-0-0		HOME		0-0-0		0-0-0		5-1-0							
2-5-0		0-0-0		0-1-0		AWAY		0-0-0		2-3-0		0-1-0							
4-13-0		0-1-0		0-3-0		NEUTRAL		0-1-0		1-1-0		3-7-0							
5-16-0		0-1-0		0-4-0		NON-CONFERENCE		0-1-0		2-2-0		3-8-0							
0-0-0		0-0-0		0-0-0		HOME		0-0-0		0-0-0		0-0-0							
1-3-0		0-0-0		0-0-		AWAY		0-0-0		1-1-0		0-1-0							
4-13-0		0-1-0		0-3-0		NEUTRAL		0-1-0		1-1-0		3-7-0							
6-3-0		0-0-0		0-0-0		CONFERENCE		0-0-0		1-2-0		5-1-0							
5-1-0		0-0-0		0-0-0		HOME		0-0-0		0-0-0		5-1-0							
1-2-0		0-0-0		0-0-0		AWAY		0-0-0		1-2-0		0-0-0							
0-0-0		0-0-0		0-0-0		NEUTRAL		0-0-0		0-0-0		0-0-0							
RPI	S	Opponent	Score		RPI	S	Opponent	Score		RPI	S	Opponent	Score		RPI	S	Opponent	Score	
9	N	South Carolina	0	15	31	N	Minnesota	1	5	69	N	North Dakota St.	2	6	107	A	Duke	3	5
					39	A	South Fla.	0	8						115	A	Fordham	8	6
					42	N	Louisville	1	14						117	A	Boston U.	0	5
					48	N	FGCU	2	4						117	A	Boston U.	8	5
															117	A	Boston U.	1	3
															120	N	Central Mich.	3	5
															139	N	Elon	3	1
															169	N	Kent St.	6	8
															175	N	Butler	4	5
															182	N	LIU Brooklyn	7	8
															186	N	Loyola Chicago	2	6
															201	N	Miami (OH)	5	6
															203	N	Seton Hall	3	4
															208	N	Central Conn. St.	5	1
															212	N	Quinnipiac	2	4
															242	A	Penn	3	12
															254	N	Yale	7	2
															258	H	Colgate	1	8
															258	H	Colgate	9	1
															258	H	Colgate	3	1
															281	N	Savannah St.	7	1
															294	H	Lafayette	5	1
															294	H	Lafayette	4	0
															294	H	Lafayette	4	1
LAST 10 GAMES					LAST 10 GAMES					LAST 10 GAMES					LAST 10 GAMES				
					117	A	Boston U.	1	3	294	H	Lafayette	4	0					
					117	A	Boston U.	0	5	294	H	Lafayette	5	1					
					117	A	Boston U.	8	5	242	A	Penn	3	12					
					115	A	Fordham	8	6	258	H	Colgate	3	1					
					294	H	Lafayette	4	1	258	H	Colgate	1	8					

Non-Div. I Games:

Lehigh

Average RPI Win:		170	WON-LOST RECORD		WINNING PCT. RANK		LAST 10 GAMES		STRENGTH OF SCHEDULE		OPP. STRENGTH OF SCHEDULE		TEAM RPI		ADJ RPI		CONF. RPI		ADJ CONF. RPI								
DIV. I ONLY			5-27-0		.15625 283		1-9-0		73		167		234		.42795 233		19		19								
DIV. I NON-CONF.			5-24-0		.17241 271		1-6-0		80		206		233		.43171 233		19		19								
TOTALS		RPI 1-25		RPI 26-50				W-L RECORDS				RPI 51-100				RPI 101-150				RPI 150+							
5-27-0		0-2-0		0-6-0				OVERALL				1-5-0				2-5-0				2-9-0							
0-2-0		0-0-0		0-1-0				HOME				0-1-0				0-0-0				0-0-0							
0-9-0		0-0-0		0-3-0				AWAY				0-2-0				0-2-0				0-2-0							
5-16-0		0-2-0		0-2-0				NEUTRAL				1-2-0				2-3-0				2-7-0							
5-24-0		0-2-0		0-3-0				NON-CONFERENCE				1-5-0				2-5-0				2-9-0							
0-2-0		0-0-0		0-1-0				HOME				0-1-0				0-0-0				0-0-0							
0-6-0		0-0-0		0-0-				AWAY				0-2-0				0-2-0				0-2-0							
5-16-0		0-2-0		0-2-0				NEUTRAL				1-2-0				2-3-0				2-7-0							
0-3-0		0-0-0		0-3-0				CONFERENCE				0-0-0				0-0-0				0-0-0							
0-0-0		0-0-0		0-0-0				HOME				0-0-0				0-0-0				0-0-0							
0-3-0		0-0-0		0-3-0				AWAY				0-0-0				0-0-0				0-0-0							
0-0-0		0-0-0		0-0-0				NEUTRAL				0-0-0				0-0-0				0-0-0							
RPI	S	Opponent			Score		RPI	S	Opponent			Score		RPI	S	Opponent			Score		RPI	S	Opponent			Score	
4	N	UCLA			0	8	35	N	Cal i forn i a			1	6	60	N	UCF			1	9	108	N	Cal Poly			1	4
16	N	Long Beach St.			0	8	35	N	Cal i forn i a			1	9	81	H	Fresno St.			1	9	108	N	Cal Poly			0	3
							43	H	San Jose St.			0	9	86	A	Stanford			1	2	108	N	Cal Poly			6	9
							46	A	BYU			5	13	86	A	Stanford			3	5	117	N	Boston U.			3	0
							46	A	BYU			1	8	99	N	Georgi a Tech			0	11	129	N	CSUN			7	5
							46	A	BYU			3	11	99	N	Georgi a Tech			7	6	141	A	UC Davi s			1	6
																					141	A	UC Davi s			0	7
																					164	N	UC Santa Barbara			4	5
																					164	N	UC Santa Barbara			2	4
																					170	A	Sacramento St.			1	7
																					170	A	Sacramento St.			2	6
																					170	N	Sacramento St.			3	6
																					202	N	North Dakota			3	7
																					202	N	North Dakota			0	3
																					245	N	Mari st			4	3
																					245	N	Mari st			1	6
																					245	N	Mari st			0	7
																					261	N	Fai rlei gh Di cki nson			9	3
LAST 10 GAMES																											
							46	A	BYU			3	11	99	N	Georgi a Tech			7	6							
							46	A	BYU			1	8	99	N	Georgi a Tech			0	11							
							46	A	BYU			5	13	141	A	UC Davi s			0	7							
							81	H	Fresno St.			1	9	170	N	Sacramento St.			3	6							
							108	N	Cal Poly			1	4	170	A	Sacramento St.			1	7							

Non-Div. I Games:

Santa Clara

Average RPI Win:	194	WON-LOST RECORD	WINNING PCT. RANK	LAST 10 GAMES	STRENGTH OF SCHEDULE	OPP. STRENGTH OF SCHEDULE	TEAM RPI	ADJ RPI	CONF. RPI	ADJ CONF. RPI	
Average RPI Loss:	134										
DIV. I ONLY	10-21-0	.32258	240	3-7-0	212	193	233	.42738	234	23	23
DIV. I NON-CONF.	8-18-0	.30769	232	1-4-0	253	181	243	.41462	243	23	23
<hr/>											
TOTALS	RPI 1-25	RPI 26-50		W-L RECORDS	RPI 51-100		RPI 101-150		RPI 150+		
10-21-0	0-0-0	0-1-0		OVERALL	1-6-0		1-7-0		8-7-0		
2-4-0	0-0-0	0-0-0		HOME	0-2-0		0-0-0		2-2-0		
1-9-0	0-0-0	0-0-0		AWAY	0-3-0		1-3-0		0-3-0		
7-8-0	0-0-0	0-1-0		NEUTRAL	1-1-0		0-4-0		6-2-0		
8-18-0	0-0-0	0-1-0		NON-CONFERENCE	1-6-0		0-5-0		7-6-0		
1-3-0	0-0-0	0-0-0		HOME	0-2-0		0-0-0		1-1-0		
0-7-0	0-0-0	0-0-		AWAY	0-3-0		0-1-0		0-3-0		
7-8-0	0-0-0	0-1-0		NEUTRAL	1-1-0		0-4-0		6-2-0		
2-3-0	0-0-0	0-0-0		CONFERENCE	0-0-0		1-2-0		1-1-0		
1-1-0	0-0-0	0-0-0		HOME	0-0-0		0-0-0		1-1-0		
1-2-0	0-0-0	0-0-0		AWAY	0-0-0		1-2-0		0-0-0		
0-0-0	0-0-0	0-0-0		NEUTRAL	0-0-0		0-0-0		0-0-0		
RPI	S	Opponent	Score	RPI	S	Opponent	Score	RPI	S	Opponent	Score
				31	N	Minnesota	3 8	69	N	North Dakota St.	1 2
								79	A	Colorado St.	3 5
								93	A	Boise St.	2 7
								93	A	Boise St.	2 5
								93	H	Boise St.	4 10
								93	H	Boise St.	6 15
								93	N	Boise St.	4 3
								124	N	Nevada	4 10
								126	N	Creighton	1 15
								132	A	UNLV	0 8
								135	A	Seattle U	0 5
								135	A	Seattle U	3 9
								135	A	Seattle U	8 7
								140	N	Weber St.	4 8
								140	N	Weber St.	4 12
								157	H	Grand Canyon	1 4
								157	H	Grand Canyon	5 3
								165	A	Montana	3 7
								165	A	Montana	2 8
								165	A	Montana	1 2
								172	N	St. John's (NY)	4 2
								172	N	St. John's (NY)	10 9
								194	H	Utah St.	3 4
								236	N	Southern Utah	9 6
								236	N	Southern Utah	14 1
								236	N	Southern Utah	0 8
								236	N	Southern Utah	8 2
								253	H	Idaho St.	11 3
								253	N	Idaho St.	3 7
								253	N	Idaho St.	6 3
LAST 10 GAMES											
				157	H	Grand Canyon	5 3	135	A	Seattle U	0 5
				157	H	Grand Canyon	1 4	135	A	Seattle U	3 9
				93	H	Boise St.	6 15	253	H	Idaho St.	11 3
				93	H	Boise St.	4 10	194	H	Utah St.	3 4
				135	A	Seattle U	8 7	165	A	Montana	2 8

Non-Div. I Games:

Utah Valley

Average RPI Win:	173	WON-LOST RECORD	WINNING PCT. RANK	LAST 10 GAMES	STRENGTH OF SCHEDULE	OPP. STRENGTH OF SCHEDULE	TEAM RPI	ADJ RPI	CONF. RPI	ADJ CONF. RPI						
Average RPI Loss:	122															
DIV. I ONLY	7-21-0	.25	268	4-6-0	185	140	238	.42446	235	20	20					
DIV. I NON-CONF.	3-17-0	.15	273	0-2-0	173	108	256	.40834	252	20	20					
TOTALS	RPI 1-25	RPI 26-50	W-L RECORDS	RPI 51-100	RPI 101-150	RPI 150+										
7-21-0	0-0-0	0-3-0	OVERALL	1-7-0	1-5-0	5-6-0										
2-2-0	0-0-0	0-0-0	HOME	0-1-0	0-0-0	2-1-0										
3-10-0	0-0-0	0-0-0	AWAY	0-2-0	1-4-0	2-4-0										
2-9-0	0-0-0	0-3-0	NEUTRAL	1-4-0	0-1-0	1-1-0										
3-17-0	0-0-0	0-3-0	NON-CONFERENCE	1-7-0	0-3-0	2-4-0										
0-2-0	0-0-0	0-0-0	HOME	0-1-0	0-0-0	0-1-0										
1-6-0	0-0-0	0-0-	AWAY	0-2-0	0-2-0	1-2-0										
2-9-0	0-0-0	0-3-0	NEUTRAL	1-4-0	0-1-0	1-1-0										
4-4-0	0-0-0	0-0-0	CONFERENCE	0-0-0	1-2-0	3-2-0										
2-0-0	0-0-0	0-0-0	HOME	0-0-0	0-0-0	2-0-0										
2-4-0	0-0-0	0-0-0	AWAY	0-0-0	1-2-0	1-2-0										
0-0-0	0-0-0	0-0-0	NEUTRAL	0-0-0	0-0-0	0-0-0										
RPI S Opponent Score	RPI S Opponent Score	RPI S Opponent Score	RPI S Opponent Score	RPI S Opponent Score	RPI S Opponent Score	RPI S Opponent Score										
		43 N San Jose St. 2 4		54 N South Ala. 3 4		103 N UT Arlington 1 5										
		48 N FGCU 1 2		55 N Illinois 1 9		126 A Creighton 6 7										
		48 N FGCU 2 3		60 N UCF 2 4		126 A Creighton 2 3										
				64 N North Carolina 2 1		126 A Creighton 8 5										
				80 H Boston College 4 16		129 A CSUN 0 10										
				95 A Loyola Marymount 1 4		129 A CSUN 0 5										
				98 A North Florida 0 1		160 A Jacksonville 0 1										
				98 N North Florida 0 9		160 A Jacksonville 4 0										
						195 H Georgetown 2 1										
						195 H Georgetown 4 1										
						203 A Seton Hall 6 7										
						203 A Seton Hall 2 3										
						203 A Seton Hall 8 6										
						204 N Harvard 5 6										
						213 A Pacific 5 11										
						266 N Canisius 1 0										
						278 H Rhode Island 3 5										
			LAST 10 GAMES													
		203 A Seton Hall 2 3		126 A Creighton 2 3												
		203 A Seton Hall 6 7		126 A Creighton 6 7												
		203 A Seton Hall 8 6		195 H Georgetown 4 1												
		80 H Boston College 4 16		195 H Georgetown 2 1												
		126 A Creighton 8 5		278 H Rhode Island 3 5												

Non-Div. I Games:

Providence

Average RPI Win: 177		WON-LOST	WINNING	LAST 10	STRENGTH OF		OPP. STRENGTH	TEAM	ADJ	CONF.	ADJ CONF.
Average RPI Loss: 121		RECORD	PCT. RANK	GAMES	SCHEDULE		OF SCHEDULE	RPI	RPI	RPI	RPI
DIV. I ONLY		6-27-0	.18182	280	3-7-0		103	179	235	.42351	236
DIV. I NON-CONF.		3-21-0	.125	277	0-1-0		114	148	244	.41394	244
TOTALS		RPI 1-25	RPI 26-50		W-L RECORDS		RPI 51-100		RPI 101-150		RPI 150+
6-27-0		0-2-0	0-4-0		OVERALL		0-5-0		3-10-0		3-6-0
2-4-0		0-0-0	0-0-0		HOME		0-0-0		1-2-0		1-2-0
1-7-0		0-1-0	0-2-0		AWAY		0-1-0		1-3-0		0-0-0
3-16-0		0-1-0	0-2-0		NEUTRAL		0-4-0		1-5-0		2-4-0
3-21-0		0-2-0	0-4-0		NON-CONFERENCE		0-5-0		1-6-0		2-4-0
0-0-0		0-0-0	0-0-0		HOME		0-0-0		0-0-0		0-0-0
0-5-0		0-1-0	0-0-		AWAY		0-1-0		0-1-0		0-0-0
3-16-0		0-1-0	0-2-0		NEUTRAL		0-4-0		1-5-0		2-4-0
3-6-0		0-0-0	0-0-0		CONFERENCE		0-0-0		2-4-0		1-2-0
2-4-0		0-0-0	0-0-0		HOME		0-0-0		1-2-0		1-2-0
1-2-0		0-0-0	0-0-0		AWAY		0-0-0		1-2-0		0-0-0
0-0-0		0-0-0	0-0-0		NEUTRAL		0-0-0		0-0-0		0-0-0
RPI S	Opponent	Score	RPI S	Opponent	Score	RPI S	Opponent	Score	RPI S	Opponent	Score
13 A	LSU	1 13	31 N	Minnesota	5 8	69 N	North Dakota St.	4 7	124 N	Nevada	3 16
17 N	Oregon St.	1 6	46 A	BYU	0 8	76 N	Louisiana Tech	1 5	124 N	Nevada	1 12
			46 A	BYU	2 10	76 N	Louisiana Tech	1 4	126 N	Creighton	1 9
			48 N	FGCU	1 10	93 N	Boise St.	1 10	132 A	UNLV	0 3
						95 A	Loyola Marymount	0 8	135 N	Seattle U	6 5
									135 N	Seattle U	6 12
									140 H	Weber St.	0 11
									140 H	Weber St.	1 12
									140 H	Weber St.	13 7
									144 N	Central Ark.	3 10
									145 A	Northern Colo.	9 4
									145 A	Northern Colo.	10 14
									145 A	Northern Colo.	4 12
									202 H	North Dakota	4 6
									202 H	North Dakota	3 0
									202 H	North Dakota	8 10
									204 N	Harvard	9 3
									204 N	Harvard	3 11
									234 N	Utah Valley	2 8
									234 N	Utah Valley	1 14
									234 N	Utah Valley	6 9
									234 N	Utah Valley	8 0
			LAST 10 GAMES								
			202 H	North Dakota	4 6	145 A	Northern Colo.	9 4			
			202 H	North Dakota	3 0	140 H	Weber St.	0 11			
			202 H	North Dakota	8 10	140 H	Weber St.	1 12			
			145 A	Northern Colo.	10 14	140 H	Weber St.	13 7			
			145 A	Northern Colo.	4 12	46 A	BYU	0 8			

Non-Div. I Games:

Southern Utah

Average RPI Win:		267	WON-LOST RECORD		WINNING PCT. RANK		LAST 10 GAMES		STRENGTH OF SCHEDULE		OPP. STRENGTH OF SCHEDULE		TEAM RPI		ADJ RPI		CONF. RPI		ADJ CONF. RPI	
DIV. I ONLY			13-18-0		.41935 186		4-6-0		256		274		237		.42332 237		31		31	
DIV. I NON-CONF.			7-16-0		.30435 234		0-4-0		203		240		239		.42515 239		32		32	
TOTALS		RPI 1-25		RPI 26-50		W-L RECORDS		RPI 51-100		RPI 101-150		RPI 150+								
13-18-0		0-2-0		0-0-0		OVERALL		0-2-0		0-6-0		13-8-0								
13-9-0		0-0-0		0-0-0		HOME		0-0-0		0-5-0		13-4-0								
0-5-0		0-2-0		0-0-0		AWAY		0-2-0		0-0-0		0-1-0								
0-4-0		0-0-0		0-0-0		NEUTRAL		0-0-0		0-1-0		0-3-0								
7-16-0		0-2-0		0-0-0		NON-CONFERENCE		0-2-0		0-6-0		7-6-0								
7-7-0		0-0-0		0-0-0		HOME		0-0-0		0-5-0		7-2-0								
0-5-0		0-2-0		0-0-		AWAY		0-2-0		0-0-0		0-1-0								
0-4-0		0-0-0		0-0-0		NEUTRAL		0-0-0		0-1-0		0-3-0								
6-2-0		0-0-0		0-0-0		CONFERENCE		0-0-0		0-0-0		6-2-0								
6-2-0		0-0-0		0-0-0		HOME		0-0-0		0-0-0		6-2-0								
0-0-0		0-0-0		0-0-0		AWAY		0-0-0		0-0-0		0-0-0								
0-0-0		0-0-0		0-0-0		NEUTRAL		0-0-0		0-0-0		0-0-0								
RPI	S	Opponent		Score		RPI	S	Opponent		Score		RPI	S	Opponent		Score				
7	A	Florida		0 7								116	H	Rutgers		5 9				
7	A	Florida		0 18								116	H	Rutgers		8 12				
												143	H	Albany (NY)		1 7				
												143	H	Albany (NY)		1 3				
												146	H	Western Ky.		6 7				
												146	N	Western Ky.		2 10				
												160	N	Jacksonville		0 8				
												163	A	Gardner-Webb		2 5				
												202	H	North Dakota		2 6				
												210	H	Omaha		2 11				
												221	H	Virginia		8 3				
												221	H	Virginia		3 2				
												239	N	Buffalo		2 4				
												248	H	Morgan St.		4 2				
												248	H	Morgan St.		1 4				
												248	H	Morgan St.		4 1				
												249	H	Youngstown St.		4 2				
												249	N	Youngstown St.		1 7				
												265	H	La Salle		4 3				
												265	H	La Salle		2 0				
												291	H	Howard		8 0				
												291	H	Howard		9 1				
												291	H	Howard		6 7				
												293	H	UMES		14 0				
												293	H	UMES		6 5				
												294	H	Lafayette		6 3				
												294	H	Lafayette		5 4				
						LAST 10 GAMES														
						53	A	Longwood		1 2		291	H	Howard		9 1				
						7	A	Florida		0 7		291	H	Howard		6 7				
						160	N	Jacksonville		0 8		248	H	Morgan St.		4 1				
						7	A	Florida		0 18		248	H	Morgan St.		4 2				
						291	H	Howard		8 0		248	H	Morgan St.		1 4				

Non-Div. I Games:

Hampton

Average RPI Win: 252		WON-LOST RECORD		WINNING PCT. RANK		LAST 10 GAMES		STRENGTH OF SCHEDULE		OPP. STRENGTH OF SCHEDULE		TEAM RPI		ADJ RPI		CONF. RPI		ADJ CONF. RPI	
DIV. I ONLY		9-17-0		.34615 227		3-7-0		205		272		236		.4222 238		25		25	
DIV. I NON-CONF.		8-14-0		.36364 204		2-4-0		194		282		230		.43318 232		24		24	
TOTALS		RPI 1-25		RPI 26-50		W-L RECORDS		RPI 51-100		RPI 101-150		RPI 150+							
9-17-0		0-0-0		0-0-0		OVERALL		0-3-0		0-5-0		9-9-0							
1-1-0		0-0-0		0-0-0		HOME		0-0-0		0-0-0		1-1-0							
2-11-0		0-0-0		0-0-0		AWAY		0-3-0		0-5-0		2-3-0							
6-5-0		0-0-0		0-0-0		NEUTRAL		0-0-0		0-0-0		6-5-0							
8-14-0		0-0-0		0-0-0		NON-CONFERENCE		0-3-0		0-3-0		8-8-0							
0-0-0		0-0-0		0-0-0		HOME		0-0-0		0-0-0		0-0-0							
2-9-0		0-0-0		0-0-		AWAY		0-3-0		0-3-0		2-3-0							
6-5-0		0-0-0		0-0-0		NEUTRAL		0-0-0		0-0-0		6-5-0							
1-3-0		0-0-0		0-0-0		CONFERENCE		0-0-0		0-2-0		1-1-0							
1-1-0		0-0-0		0-0-0		HOME		0-0-0		0-0-0		1-1-0							
0-2-0		0-0-0		0-0-0		AWAY		0-0-0		0-2-0		0-0-0							
0-0-0		0-0-0		0-0-0		NEUTRAL		0-0-0		0-0-0		0-0-0							
RPI	S	Opponent	Score	RPI	S	Opponent	Score	RPI	S	Opponent	Score	RPI	S	Opponent	Score				
								62	A	Furman	0 2	110	A	Saint Francis (PA)	0 8				
								62	A	Furman	1 12	110	A	Saint Francis (PA)	0 10				
								71	A	USC Upstate	1 8	122	A	Towson	1 6				
												122	A	Towson	0 4				
												139	A	Elon	0 8				
												167	N	North Texas	2 6				
												169	N	Kent St.	11 7				
												177	A	Stetson	0 9				
												177	A	Stetson	0 5				
												184	N	Bowling Green	3 12				
												207	N	Fairfield	0 4				
												207	N	Fairfield	2 1				
												218	N	UMKC	4 6				
												248	A	Morgan St.	0 3				
												256	N	Delaware St.	8 4				
												258	N	Colgate	9 2				
												258	N	Colgate	3 1				
												272	H	Robert Morris	3 1				
												272	H	Robert Morris	2 5				
												278	N	Rhode Island	2 3				
												281	A	Savannah St.	5 3				
												281	A	Savannah St.	12 3				
												288	N	Brown	6 3				
LAST 10 GAMES																			
								272	H	Robert Morris	2 5	169	N	Kent St.	11 7				
								272	H	Robert Morris	3 1	248	A	Morgan St.	0 3				
								110	A	Saint Francis (PA)	0 10	207	N	Fairfield	2 1				
								110	A	Saint Francis (PA)	0 8	122	A	Towson	1 6				
								218	N	UMKC	4 6	207	N	Fairfield	0 4				

Non-Div. I Games:

Mt. St. Mary's



Average RPI Win: 250		WON-LOST	WINNING	LAST 10	STRENGTH OF		OPP. STRENGTH	TEAM	ADJ		CONF.	ADJ CONF.
Average RPI Loss: 144		RECORD	PCT. RANK	GAMES	SCHEDULE		OF SCHEDULE	RPI	RPI		RPI	RPI
DIV. I ONLY		13-20-0	.39394	195	4-6-0		260	217	241		.42212	239
DIV. I NON-CONF.		8-14-0	.36364	204	0-0-0		184	259	226		.44204	228
TOTALS		RPI 1-25	RPI 26-50		W-L RECORDS		RPI 51-100		RPI 101-150		RPI 150+	
13-20-0		0-1-0	0-0-0		OVERALL		0-5-0		0-5-0		13-9-0	
5-0-0		0-0-0	0-0-0		HOME		0-0-0		0-0-0		5-0-0	
0-9-0		0-0-0	0-0-0		AWAY		0-2-0		0-4-0		0-3-0	
8-11-0		0-1-0	0-0-0		NEUTRAL		0-3-0		0-1-0		8-6-0	
8-14-0		0-1-0	0-0-0		NON-CONFERENCE		0-5-0		0-2-0		8-6-0	
0-0-0		0-0-0	0-0-0		HOME		0-0-0		0-0-0		0-0-0	
0-3-0		0-0-0	0-0-		AWAY		0-2-0		0-1-0		0-0-0	
8-11-0		0-1-0	0-0-0		NEUTRAL		0-3-0		0-1-0		8-6-0	
5-6-0		0-0-0	0-0-0		CONFERENCE		0-0-0		0-3-0		5-3-0	
5-0-0		0-0-0	0-0-0		HOME		0-0-0		0-0-0		5-0-0	
0-6-0		0-0-0	0-0-0		AWAY		0-0-0		0-3-0		0-3-0	
0-0-0		0-0-0	0-0-0		NEUTRAL		0-0-0		0-0-0		0-0-0	
RPI S	Opponent	Score	RPI S	Opponent	Score	RPI S	Opponent	Score	RPI S	Opponent	Score	
16 N	Long Beach St.	1 23				65 A	Mercer	6 10	111 N	Morehead St.	3 9	
						65 A	Mercer	3 10	120 A	Central Mich.	1 7	
						93 N	Boise St.	3 7	120 A	Central Mich.	5 13	
						98 N	North Florida	1 5	120 A	Central Mich.	2 10	
						98 N	North Florida	0 9	132 A	UNLV	5 6	
									174 A	Northern Ill.	5 7	
									174 A	Northern Ill.	1 9	
									174 A	Northern Ill.	0 10	
									181 N	Incarnate Word	4 0	
									194 N	Utah St.	10 15	
									203 N	Seton Hall	0 2	
									205 N	Florida A&M	10 2	
									212 N	Quinnipiac	0 11	
									214 N	Appalachian St.	5 2	
									220 N	Army West Point	1 3	
									222 N	Northern Ky.	2 5	
									237 N	Hampton	4 2	
									249 N	Youngstown St.	9 6	
									249 N	Youngstown St.	8 3	
									265 N	La Salle	2 3	
									267 H	Akron	7 4	
									267 H	Akron	16 1	
									270 H	Eastern Mich.	9 1	
									270 H	Eastern Mich.	6 4	
									270 H	Eastern Mich.	8 0	
									271 N	Alabama St.	3 1	
									294 N	Lafayette	3 2	
			LAST 10 GAMES									
			120 A	Central Mich.	5 13	174 A	Northern Ill.	5 7				
			120 A	Central Mich.	1 7	174 A	Northern Ill.	1 9				
			120 A	Central Mich.	2 10	174 A	Northern Ill.	0 10				
			267 H	Akron	7 4	270 H	Eastern Mich.	8 0				
			267 H	Akron	16 1	270 H	Eastern Mich.	6 4				

Non-Div. I Games:

Buffalo

Average RPI Win: 217		WON-LOST RECORD		WINNING PCT. RANK		LAST 10 GAMES		STRENGTH OF SCHEDULE		OPP. STRENGTH OF SCHEDULE		TEAM RPI		ADJ RPI		CONF. RPI		ADJ CONF. RPI	
DIV. I ONLY		7-21-0		.25 268		4-6-0		189		185		246		.42115 240		27		26	
DIV. I NON-CONF.		3-17-0		.15 273		0-2-0		112		107		240		.42671 238		26		26	
TOTALS		RPI 1-25		RPI 26-50		W-L RECORDS		RPI 51-100		RPI 101-150		RPI 150+							
7-21-0		0-0-0		0-3-0		OVERALL		0-6-0		1-6-0		6-6-0							
0-0-0		0-0-0		0-0-0		HOME		0-0-0		0-0-0		0-0-0							
5-10-0		0-0-0		0-0-0		AWAY		0-3-0		1-3-0		4-4-0							
2-11-0		0-0-0		0-3-0		NEUTRAL		0-3-0		0-3-0		2-2-0							
3-17-0		0-0-0		0-3-0		NON-CONFERENCE		0-6-0		1-6-0		2-2-0							
0-0-0		0-0-0		0-0-0		HOME		0-0-0		0-0-0		0-0-0							
1-6-0		0-0-0		0-0-		AWAY		0-3-0		1-3-0		0-0-0							
2-11-0		0-0-0		0-3-0		NEUTRAL		0-3-0		0-3-0		2-2-0							
4-4-0		0-0-0		0-0-0		CONFERENCE		0-0-0		0-0-0		4-4-0							
0-0-0		0-0-0		0-0-0		HOME		0-0-0		0-0-0		0-0-0							
4-4-0		0-0-0		0-0-0		AWAY		0-0-0		0-0-0		4-4-0							
0-0-0		0-0-0		0-0-0		NEUTRAL		0-0-0		0-0-0		0-0-0							
RPI	S	Opponent		Score		RPI	S	Opponent		Score		RPI	S	Opponent		Score			
				26	N	Nebraska	0	7	51	N	Tul sa	2	11	104	A	Indi ana	5	2	
				41	N	Drake	0	11	57	A	Iowa	2	3	104	A	Indi ana	3	4	
				41	N	Drake	0	6	57	A	Iowa	1	9	123	N	Tol edo	0	3	
									88	N	South Dakota St.	12	19	123	N	Tol edo	4	5	
									92	A	UNI	2	5	146	A	Western Ky.	0	10	
									92	N	UNI	0	1	146	A	Western Ky.	5	6	
														149	N	Indi ana St.	0	1	
														174	N	Northern Ill.	2	10	
														174	N	Northern Ill.	2	5	
														216	A	Wright St.	4	0	
														216	A	Wright St.	0	1	
														216	A	Wright St.	3	12	
														218	N	UMKC	6	3	
														218	N	UMKC	7	6	
														228	A	IUPUI	1	9	
														228	A	IUPUI	7	3	
														269	A	Cleveland St.	7	2	
														269	A	Cleveland St.	2	3	
														269	A	Cleveland St.	7	6	
LAST 10 GAMES																			
				228	A	IUPUI	7	3	57	A	Iowa	2	3						
				228	A	IUPUI	1	9	57	A	Iowa	1	9						
				269	A	Cleveland St.	7	6	216	A	Wright St.	4	0						
				269	A	Cleveland St.	2	3	216	A	Wright St.	0	1						
				269	A	Cleveland St.	7	2	216	A	Wright St.	3	12						

Non-Div. I Games:

Green Bay

Average RPI Win: 179		WON-LOST	WINNING	LAST 10	STRENGTH OF		OPP. STRENGTH	TEAM	ADJ	CONF.	ADJ CONF.
Average RPI Loss: 147		RECORD	PCT. RANK	GAMES	SCHEDULE		OF SCHEDULE	RPI	RPI	RPI	RPI
DIV. I ONLY		7-22-0	.24138	272	4-6-0		154	225	239	.42058	241
DIV. I NON-CONF.		3-11-0	.21429	262	0-1-0		168	273	252	.40646	257
TOTALS		RPI 1-25	RPI 26-50		W-L RECORDS		RPI 51-100		RPI 101-150		RPI 150+
7-22-0		0-1-0	0-0-0		OVERALL		1-4-0		0-4-0		6-13-0
2-10-0		0-0-0	0-0-0		HOME		1-3-0		0-4-0		1-3-0
4-9-0		0-1-0	0-0-0		AWAY		0-0-0		0-0-0		4-8-0
1-3-0		0-0-0	0-0-0		NEUTRAL		0-1-0		0-0-0		1-2-0
3-11-0		0-1-0	0-0-0		NON-CONFERENCE		1-1-0		0-1-0		2-8-0
2-4-0		0-0-0	0-0-0		HOME		1-0-0		0-1-0		1-3-0
0-4-0		0-1-0	0-0-		AWAY		0-0-0		0-0-0		0-3-0
1-3-0		0-0-0	0-0-0		NEUTRAL		0-1-0		0-0-0		1-2-0
4-11-0		0-0-0	0-0-0		CONFERENCE		0-3-0		0-3-0		4-5-0
0-6-0		0-0-0	0-0-0		HOME		0-3-0		0-3-0		0-0-0
4-5-0		0-0-0	0-0-0		AWAY		0-0-0		0-0-0		4-5-0
0-0-0		0-0-0	0-0-0		NEUTRAL		0-0-0		0-0-0		0-0-0
RPI S	Opponent	Score	RPI S	Opponent	Score	RPI S	Opponent	Score	RPI S	Opponent	Score
25 A	Texas St.	3 5				51 N	Tulsa	2 3	103 H	UT Arlington	0 2
						89 H	Lamar University	1 7	121 H	Nicholls St.	3 9
						89 H	Lamar University	2 8	121 H	Nicholls St.	2 3
						89 H	Lamar University	3 7	121 H	Nicholls St.	2 6
						96 H	Eastern Ky.	5 4	151 A	Southeastern La.	2 8
									151 A	Southeastern La.	6 4
									151 A	Southeastern La.	0 2
									154 H	Dartmouth	2 7
									155 A	Abilene Christian	2 1
									155 A	Abilene Christian	3 0
									155 A	Abilene Christian	5 7
									157 A	Grand Canyon	0 8
									157 A	Grand Canyon	3 10
									157 A	Grand Canyon	3 11
									181 A	Incarnate Word	1 2
									181 A	Incarnate Word	6 2
									181 A	Incarnate Word	4 6
									221 N	Virginia	1 3
									245 H	Marist	5 6
									255 H	Texas Southern	2 4
									255 H	Texas Southern	3 2
									260 N	Niagara	1 4
									260 N	Niagara	14 8
LAST 10 GAMES											
						151 A	Southeastern La.	0 2	181 A	Incarnate Word	4 6
						151 A	Southeastern La.	6 4	181 A	Incarnate Word	1 2
						151 A	Southeastern La.	2 8	155 A	Abilene Christian	2 1
						103 H	UT Arlington	0 2	155 A	Abilene Christian	5 7
						181 A	Incarnate Word	6 2	155 A	Abilene Christian	3 0

Non-Div. I Games:

Houston Baptist

Average RPI Win: 244		WON-LOST	WINNING	LAST 10	STRENGTH OF		OPP. STRENGTH	TEAM	ADJ		CONF.	ADJ CONF.
Average RPI Loss: 161		RECORD	PCT. RANK	GAMES	SCHEDULE		OF SCHEDULE	RPI	RPI		RPI	RPI
DIV. I ONLY		11-15-0	.42308 183	8-2-0	265		254	240	.41981 242		29	28
DIV. I NON-CONF.		4-10-0	.28571 238	2-0-0	227		223	247	.41114 248		29	29
TOTALS		RPI 1-25	RPI 26-50	W-L RECORDS	RPI 51-100		RPI 101-150		RPI 150+			
11-15-0		0-1-0	0-1-0	OVERALL	0-2-0		0-1-0		11-10-0			
7-4-0		0-0-0	0-0-0	HOME	0-0-0		0-0-0		7-4-0			
3-1-0		0-0-0	0-0-0	AWAY	0-0-0		0-0-0		3-1-0			
1-10-0		0-1-0	0-1-0	NEUTRAL	0-2-0		0-1-0		1-5-0			
4-10-0		0-1-0	0-1-0	NON-CONFERENCE	0-2-0		0-1-0		4-5-0			
2-0-0		0-0-0	0-0-0	HOME	0-0-0		0-0-0		2-0-0			
1-0-0		0-0-0	0-0-0	AWAY	0-0-0		0-0-0		1-0-0			
1-10-0		0-1-0	0-1-0	NEUTRAL	0-2-0		0-1-0		1-5-0			
7-5-0		0-0-0	0-0-0	CONFERENCE	0-0-0		0-0-0		7-5-0			
5-4-0		0-0-0	0-0-0	HOME	0-0-0		0-0-0		5-4-0			
2-1-0		0-0-0	0-0-0	AWAY	0-0-0		0-0-0		2-1-0			
0-0-0		0-0-0	0-0-0	NEUTRAL	0-0-0		0-0-0		0-0-0			
RPI S	Opponent	Score	RPI S	Opponent	Score	RPI S	Opponent	Score	RPI S	Opponent	Score	
8 N	Florida St.	0 12	39 N	South Fla.	0 8	82 N	Col. of Charleston	2 14	120 N	Central Mich.	0 2	
						88 N	South Dakota St.	6 7	152 N	Western Mich.	2 5	
									152 N	Western Mich.	3 4	
									154 H	Dartmouth	1 3	
									154 H	Dartmouth	8 0	
									154 H	Dartmouth	2 4	
									193 A	Villanova	5 3	
									215 H	Columbia	7 9	
									215 H	Columbia	8 5	
									215 H	Columbia	6 8	
									216 N	Wright St.	2 14	
									232 H	Lehigh	12 3	
									254 H	Yale	5 1	
									254 H	Yale	9 8	
									254 H	Yale	7 2	
									260 N	Niagara	6 8	
									260 N	Niagara	7 5	
									272 N	Robert Morris	3 4	
									288 A	Brown	0 4	
									288 A	Brown	6 2	
									288 A	Brown	13 4	
									294 H	Lafayette	6 3	
			LAST 10 GAMES									
			254 H	Yale	9 8				288 A	Brown	13 4	
			254 H	Yale	7 2				288 A	Brown	6 2	
			254 H	Yale	5 1				232 H	Lehigh	12 3	
			193 A	Villanova	5 3				154 H	Dartmouth	1 3	
			288 A	Brown	0 4				154 H	Dartmouth	8 0	

Non-Div. I Games:

Penn

Average RPI Win:	253	WON-LOST RECORD	WINNING PCT. RANK	LAST 10 GAMES	STRENGTH OF SCHEDULE	OPP. STRENGTH OF SCHEDULE	TEAM RPI	ADJ RPI	CONF. RPI	ADJ CONF. RPI					
Average RPI Loss:	163														
DIV. I ONLY	13-14-0	.48148	158	6-4-0	279	258	242	.41961	243	30	30				
DIV. I NON-CONF.	8-13-0	.38095	196	1-3-0	268	222	242	.41574	242	30	30				
<hr/>															
TOTALS	RPI 1-25	RPI 26-50		W-L RECORDS	RPI 51-100		RPI 101-150		RPI 150+						
13-14-0	0-0-0	0-1-0		OVERALL	1-2-0		0-2-0		12-9-0						
5-1-0	0-0-0	0-0-0		HOME	0-0-0		0-0-0		5-1-0						
2-2-0	0-0-0	0-0-0		AWAY	1-0-0		0-0-0		1-2-0						
6-11-0	0-0-0	0-1-0		NEUTRAL	0-2-0		0-2-0		6-6-0						
<hr/>															
8-13-0	0-0-0	0-1-0		NON-CONFERENCE	1-2-0		0-2-0		7-8-0						
0-0-0	0-0-0	0-0-0		HOME	0-0-0		0-0-0		0-0-0						
2-2-0	0-0-0	0-0-		AWAY	1-0-0		0-0-0		1-2-0						
6-11-0	0-0-0	0-1-0		NEUTRAL	0-2-0		0-2-0		6-6-0						
<hr/>															
5-1-0	0-0-0	0-0-0		CONFERENCE	0-0-0		0-0-0		5-1-0						
5-1-0	0-0-0	0-0-0		HOME	0-0-0		0-0-0		5-1-0						
0-0-0	0-0-0	0-0-0		AWAY	0-0-0		0-0-0		0-0-0						
0-0-0	0-0-0	0-0-0		NEUTRAL	0-0-0		0-0-0		0-0-0						
<hr/>															
RPI	S	Opponent	Score	RPI	S	Opponent	Score	RPI	S	Opponent	Score				
				39	N	South Fla.	1 9	53	N	Longwood	0 8				
				77	N	DePaul	0 2	117	N	Boston U.	0 8				
				82	A	Col. of Charleston	8 7	166	N	Maine	1 5				
								166	N	Maine	0 1				
								172	A	St. John's (NY)	2 8				
								174	N	Northern Ill.	2 6				
								208	A	Central Conn. St.	0 6				
								215	N	Columbia	5 0				
								219	N	Bethune-Cookman	4 6				
								221	N	Virginia	10 6				
								222	N	Northern Ky.	4 3				
								251	N	Presbyterian	5 10				
								256	N	Delaware St.	2 3				
								264	H	Siena	1 2				
								264	H	Siena	5 0				
								272	N	Robert Morris	4 3				
								275	N	UMBC	6 0				
								283	H	Rider	4 2				
								283	H	Rider	2 1				
								287	A	Hartford	8 5				
								291	N	Howard	7 5				
								295	H	Saint Peter's	1 0				
								295	H	Saint Peter's	8 1				
				LAST 10 GAMES				LAST 10 GAMES							
				283 H Rider				2 1	295 H Saint Peter's				8 1		
283 H Rider				4 2	172 A St. John's (NY)				2 8						
264 H Siena				5 0	117 N Boston U.				2 4						
264 H Siena				1 2	208 A Central Conn. St.				0 6						
295 H Saint Peter's				1 0	287 A Hartford				8 5						

Non-Div. I Games:

Iona

Average RPI Win: 254		WON-LOST RECORD		WINNING PCT. RANK		LAST 10 GAMES		STRENGTH OF SCHEDULE		OPP. STRENGTH OF SCHEDULE		TEAM RPI		ADJ RPI		CONF. RPI		ADJ CONF. RPI	
DIV. I ONLY		7-16-0		.30435 248		5-5-0		177		285		247		.41875 244		32		32	
DIV. I NON-CONF.		2-13-0		.13333 275		0-2-0		132		218		257		.40689 256		31		31	
TOTALS		RPI 1-25		RPI 26-50		W-L RECORDS		RPI 51-100		RPI 101-150		RPI 150+							
7-16-0		0-0-0		0-0-0		OVERALL		0-3-0		1-7-0		6-6-0							
2-4-0		0-0-0		0-0-0		HOME		0-0-0		1-2-0		1-2-0							
5-7-0		0-0-0		0-0-0		AWAY		0-0-0		0-3-0		5-4-0							
0-5-0		0-0-0		0-0-0		NEUTRAL		0-3-0		0-2-0		0-0-0							
2-13-0		0-0-0		0-0-0		NON-CONFERENCE		0-3-0		1-7-0		1-3-0							
1-2-0		0-0-0		0-0-0		HOME		0-0-0		1-2-0		0-0-0							
1-6-0		0-0-0		0-0-		AWAY		0-0-0		0-3-0		1-3-0							
0-5-0		0-0-0		0-0-0		NEUTRAL		0-3-0		0-2-0		0-0-0							
5-3-0		0-0-0		0-0-0		CONFERENCE		0-0-0		0-0-0		5-3-0							
1-2-0		0-0-0		0-0-0		HOME		0-0-0		0-0-0		1-2-0							
4-1-0		0-0-0		0-0-0		AWAY		0-0-0		0-0-0		4-1-0							
0-0-0		0-0-0		0-0-0		NEUTRAL		0-0-0		0-0-0		0-0-0							
RPI	S	Opponent	Score	RPI	S	Opponent	Score	RPI	S	Opponent	Score	RPI	S	Opponent	Score				
								75	N	Kansas	1	2	106	H	Northwestern St.	1	8		
								85	N	Missouri St.	3	4	106	H	Northwestern St.	4	2		
								89	N	Lamar University	0	9	126	N	Creighton	5	9		
													126	N	Creighton	0	5		
													130	A	SFA	2	9		
													130	H	SFA	2	6		
													148	A	UTSA	1	9		
													148	A	UTSA	1	10		
													167	A	North Texas	0	7		
													167	A	North Texas	2	3		
													250	A	A&M-Corpus Christi	0	8		
													250	A	A&M-Corpus Christi	5	1		
													271	H	Alabama St.	11	6		
													271	H	Alabama St.	8	17		
													271	H	Alabama St.	5	6		
													285	A	Alabama A&M	12	0		
													285	A	Alabama A&M	5	8		
													285	A	Alabama A&M	11	1		
													289	A	Southern U.	3	2		
													289	A	Southern U.	8	7		
				LAST 10 GAMES															
				289	A	Southern U.	8	7	285	A	Alabama A&M	12	0						
				289	A	Southern U.	3	2	285	A	Alabama A&M	11	1						
				271	H	Alabama St.	5	6	285	A	Alabama A&M	5	8						
				271	H	Alabama St.	11	6	130	H	SFA	2	6						
				271	H	Alabama St.	8	17	130	A	SFA	2	9						

Non-Div. I Games:

Prairie View

Average RPI Win:		232	WON-LOST RECORD		WINNING PCT. RANK		LAST 10 GAMES		STRENGTH OF SCHEDULE		OPP. STRENGTH OF SCHEDULE		TEAM RPI		ADJ RPI		CONF. RPI		ADJ CONF. RPI				
DIV. I ONLY			15-21-0		.41667 189		5-5-0		276		158		245		.41854 245		30		30				
DIV. I NON-CONF.			12-18-0		.4 184		3-2-0		263		140		232		.43383 231		30		30				
TOTALS		RPI 1-25		RPI 26-50		W-L RECORDS		RPI 51-100		RPI 101-150		RPI 150+											
15-21-0		0-3-0		0-2-0		OVERALL		1-0-0		0-6-0		14-10-0											
5-3-0		0-0-0		0-0-0		HOME		0-0-0		0-0-0		5-3-0											
4-7-0		0-2-0		0-0-0		AWAY		1-0-0		0-2-0		3-3-0											
6-11-0		0-1-0		0-2-0		NEUTRAL		0-0-0		0-4-0		6-4-0											
12-18-0		0-3-0		0-2-0		NON-CONFERENCE		1-0-0		0-6-0		11-7-0											
3-1-0		0-0-0		0-0-0		HOME		0-0-0		0-0-0		3-1-0											
4-7-0		0-2-0		0-0-		AWAY		1-0-0		0-2-0		3-3-0											
5-10-0		0-1-0		0-2-0		NEUTRAL		0-0-0		0-4-0		5-3-0											
3-3-0		0-0-0		0-0-0		CONFERENCE		0-0-0		0-0-0		3-3-0											
2-2-0		0-0-0		0-0-0		HOME		0-0-0		0-0-0		2-2-0											
0-0-0		0-0-0		0-0-0		AWAY		0-0-0		0-0-0		0-0-0											
1-1-0		0-0-0		0-0-0		NEUTRAL		0-0-0		0-0-0		1-1-0											
RPI	S	Opponent		Score		RPI	S	Opponent		Score		RPI	S	Opponent		Score							
12	A	Texas A&M		0	7	49	N	Kennesaw St.		0	8	78	A	NC State		2	1	108	A	Cal Poly		1	2
12	A	Texas A&M		1	4	49	N	Kennesaw St.		6	9							108	A	Cal Poly		1	4
21	N	Arkansas		3	15													112	N	Michigan St.		1	2
																		128	N	Middle Tenn.		0	8
																		134	N	UConn		2	6
																		134	N	UConn		1	3
																		153	A	Sam Houston St.		2	3
																		153	A	Sam Houston St.		6	2
																		163	A	Gardner-Webb		1	3
																		163	A	Gardner-Webb		1	5
																		163	A	Gardner-Webb		3	1
																		193	N	Villanova		5	10
																		220	H	Army West Point		2	1
																		220	H	Army West Point		0	5
																		233	N	Santa Clara		3	4
																		233	N	Santa Clara		6	1
																		233	N	Santa Clara		7	0
																		241	A	Houston Baptist		6	5
																		260	H	Niagara		5	6
																		260	H	Niagara		7	0
																		260	N	Niagara		5	3
																		260	N	Niagara		1	9
																		266	H	Canisius		0	5
																		266	H	Canisius		7	5
																		268	N	N.C. Central		1	4
																		268	N	N.C. Central		2	1
																		270	N	Eastern Mich.		6	2
																		277	H	Holy Cross		8	0
																		277	H	Holy Cross		7	2
																		278	N	Rhode Island		5	3
				LAST 10 GAMES																			
				266	H	Canisius	7	5	220	H	Army West Point	2	1										
				266	H	Canisius	0	5	277	H	Holy Cross	8	0										
				260	H	Niagara	7	0	277	H	Holy Cross	7	2										
				260	H	Niagara	5	6	260	N	Niagara	1	9										
				220	H	Army West Point	0	5	49	N	Kennesaw St.	0	8										

Non-Div. I Games:

Mari st

Average RPI Win:		234	WON-LOST		WINNING		LAST 10		STRENGTH OF		OPP. STRENGTH		TEAM	ADJ		CONF.	ADJ CONF.		
Average RPI Loss:		127	RECORD		PCT. RANK		GAMES		SCHEDULE		OF SCHEDULE		RPI	RPI		RPI	RPI		
DIV. I ONLY			11-23-0		.32353		237	4-6-0		227		215		243	.41834		246	19	19
DIV. I NON-CONF.			10-21-0		.32258		224	3-4-0		250		221		245	.41265		247	19	19
TOTALS		RPI 1-25		RPI 26-50		W-L RECORDS		RPI 51-100		RPI 101-150		RPI 150+							
11-23-0		0-1-0		0-4-0		OVERALL		0-5-0		3-7-0		8-6-0							
4-2-0		0-0-0		0-1-0		HOME		0-0-0		1-1-0		3-0-0							
1-10-0		0-1-0		0-1-0		AWAY		0-4-0		1-2-0		0-2-0							
6-11-0		0-0-0		0-2-0		NEUTRAL		0-1-0		1-4-0		5-4-0							
10-21-0		0-1-0		0-4-0		NON-CONFERENCE		0-5-0		2-5-0		8-6-0							
4-2-0		0-0-0		0-1-0		HOME		0-0-0		1-1-0		3-0-0							
0-8-0		0-1-0		0-0-		AWAY		0-4-0		0-0-0		0-2-0							
6-11-0		0-0-0		0-2-0		NEUTRAL		0-1-0		1-4-0		5-4-0							
1-2-0		0-0-0		0-0-0		CONFERENCE		0-0-0		1-2-0		0-0-0							
0-0-0		0-0-0		0-0-0		HOME		0-0-0		0-0-0		0-0-0							
1-2-0		0-0-0		0-0-0		AWAY		0-0-0		1-2-0		0-0-0							
0-0-0		0-0-0		0-0-0		NEUTRAL		0-0-0		0-0-0		0-0-0							
RPI	S	Opponent		Score		RPI	S	Opponent		Score		RPI	S	Opponent		Score			
3	A	Ari zona St.		4	8	35	A	Cal i forn i a		0	13	81	A	Fresno St.		2	3		
						35	H	Cal i forn i a		0	3	81	A	Fresno St.		1	7		
						36	N	Notre Dame		3	8	84	A	UC Ri versi de		0	11		
						37	N	Utah		2	5	84	A	UC Ri versi de		1	4		
												93	N	Bo i se St.		5	13		
														136 A San Di ego		4	5		
														136 A San Di ego		0	3		
														136 A San Di ego		6	4		
														141 H UC Davis		7	5		
														141 H UC Davis		0	8		
														141 N UC Davis		1	4		
														149 N Stony Brook		7	1		
														149 N Stony Brook		2	7		
														170 N Sacramento St.		3	2		
														200 A New Mexi co		2	3		
														200 A New Mexi co		2	5		
														200 N New Mexi co		1	4		
														211 N UTEP		0	7		
														280 H CSU Bakersfi el d		6	2		
														280 H CSU Bakersfi el d		4	1		
														280 H CSU Bakersfi el d		5	4		
														280 N CSU Bakersfi el d		7	3		
														280 N CSU Bakersfi el d		4	3		
														280 N CSU Bakersfi el d		5	6		
														288 N Brown		3	5		
														291 N Howard		11	1		
														291 N Howard		11	3		
LAST 10 GAMES						LAST 10 GAMES						LAST 10 GAMES							
136 A San Di ego						6	4	135 N Seattle U						0	2				
136 A San Di ego						4	5	280 N CSU Bakersfi el d						7	3				
136 A San Di ego						0	3	135 N Seattle U						0	3				
35 A Cal i forn i a						0	13	291 N Howard						11	3				
280 N CSU Bakersfi el d						4	3	200 A New Mexi co						2	3				

Non-Div. I Games:

Saint Mary's (CA)



Average RPI Win: 240		WON-LOST RECORD		WINNING PCT. RANK		LAST 10 GAMES		STRENGTH OF SCHEDULE		OPP. STRENGTH OF SCHEDULE		TEAM RPI		ADJ RPI		CONF. RPI		ADJ CONF. RPI	
DIV. I ONLY		11-23-0		.32353 237		1-9-0		216		269		249		.41555 247		24		24	
DIV. I NON-CONF.		8-16-0		.33333 216		0-3-0		206		277		236		.42736 237		25		25	
TOTALS		RPI 1-25		RPI 26-50		W-L RECORDS		RPI 51-100		RPI 101-150		RPI 150+							
11-23-0		0-0-0		0-0-0		OVERALL		0-1-0		0-7-0		11-15-0							
6-7-0		0-0-0		0-0-0		HOME		0-0-0		0-2-0		6-5-0							
1-12-0		0-0-0		0-0-0		AWAY		0-0-0		0-3-0		1-6-0							
4-4-0		0-0-0		0-0-0		NEUTRAL		0-1-0		0-0-0		4-3-0							
8-16-0		0-0-0		0-0-0		NON-CONFERENCE		0-1-0		0-4-0		8-11-0							
4-3-0		0-0-0		0-0-0		HOME		0-0-0		0-2-0		4-1-0							
1-9-0		0-0-0		0-0-		AWAY		0-0-0		0-2-0		1-7-0							
3-4-0		0-0-0		0-0-0		NEUTRAL		0-1-0		0-0-0		3-3-0							
3-7-0		0-0-0		0-0-0		CONFERENCE		0-0-0		0-3-0		3-4-0							
2-4-0		0-0-0		0-0-0		HOME		0-0-0		0-0-0		2-4-0							
0-3-0		0-0-0		0-0-0		AWAY		0-0-0		0-3-0		0-0-0							
1-0-0		0-0-0		0-0-0		NEUTRAL		0-0-0		0-0-0		1-0-0							
RPI	S	Opponent	Score	RPI	S	Opponent	Score	RPI	S	Opponent	Score	RPI	S	Opponent	Score				
								52	N	Lipscomb	0 5	115	A	Fordham	0 10				
												115	A	Fordham	2 10				
												115	A	Fordham	2 4				
												122	A	Towson	3 11				
												122	A	Towson	7 8				
												125	H	Syracuse	0 9				
												125	H	Syracuse	6 11				
												155	N	Abilene Christian	6 2				
												158	A	Charleston So.	3 12				
												158	A	Charleston So.	1 7				
												160	A	Jacksonville	0 4				
												160	A	Jacksonville	3 5				
												177	A	Stetson	1 2				
												185	H	Saint Louis	2 1				
												185	H	Saint Louis	2 12				
												185	H	Saint Louis	1 6				
												187	H	Monmouth	4 1				
												187	N	Monmouth	3 5				
												219	A	Bethune-Cookman	4 1				
												219	A	Bethune-Cookman	3 11				
												221	A	Virginia	9 12				
												221	N	Virginia	1 2				
												226	N	Manhattan	4 7				
												262	H	Cornell	5 4				
												262	H	Cornell	4 7				
												264	H	Siena	2 1				
												264	H	Siena	8 4				
												270	N	Eastern Mich.	2 1				
												273	N	St. Bonaventure	3 1				
												278	H	Rhode Island	4 6				
												278	H	Rhode Island	5 2				
												278	H	Rhode Island	4 6				
												287	N	Hartford	13 0				
				LAST 10 GAMES															
				115	A	Fordham	2 10	185	H	Saint Louis	2 12								
				115	A	Fordham	2 4	185	H	Saint Louis	1 6								
				115	A	Fordham	0 10	185	H	Saint Louis	2 1								
				122	A	Towson	3 11	221	A	Virginia	9 12								
				122	A	Towson	7 8	278	H	Rhode Island	4 6								

Non-Div. I Games:

George Mason

Average RPI Win:		264	WON-LOST RECORD		WINNING PCT. RANK		LAST 10 GAMES		STRENGTH OF SCHEDULE		OPP. STRENGTH OF SCHEDULE		TEAM RPI		ADJ RPI		CONF. RPI		ADJ CONF. RPI	
DIV. I ONLY			16-13-0		.55172 112		8-2-0		285		281		244		.41459 248		31		31	
DIV. I NON-CONF.			8-11-0		.42105 176		1-1-0		284		264		260		.39791 262		32		32	
TOTALS		RPI 1-25		RPI 26-50		W-L RECORDS		RPI 51-100		RPI 101-150		RPI 150+								
16-13-0		0-0-0		0-2-0		OVERALL		0-0-0		1-2-0		15-9-0								
6-4-0		0-0-0		0-0-0		HOME		0-0-0		0-0-0		6-4-0								
7-2-0		0-0-0		0-0-0		AWAY		0-0-0		0-0-0		7-2-0								
3-7-0		0-0-0		0-2-0		NEUTRAL		0-0-0		1-2-0		2-3-0								
8-11-0		0-0-0		0-2-0		NON-CONFERENCE		0-0-0		1-2-0		7-7-0								
6-4-0		0-0-0		0-0-0		HOME		0-0-0		0-0-0		6-4-0								
0-0-0		0-0-0		0-0-		AWAY		0-0-0		0-0-0		0-0-0								
2-7-0		0-0-0		0-2-0		NEUTRAL		0-0-0		1-2-0		1-3-0								
8-2-0		0-0-0		0-0-0		CONFERENCE		0-0-0		0-0-0		8-2-0								
0-0-0		0-0-0		0-0-0		HOME		0-0-0		0-0-0		0-0-0								
7-2-0		0-0-0		0-0-0		AWAY		0-0-0		0-0-0		7-2-0								
1-0-0		0-0-0		0-0-0		NEUTRAL		0-0-0		0-0-0		1-0-0								
RPI	S	Opponent	Score		RPI	S	Opponent	Score		RPI	S	Opponent	Score		RPI	S	Opponent	Score		
					38	N	Liberty	0	8						107	N	Duke	0	5	
					42	N	Louisville	4	12						123	N	Toledo	1	2	
															123	N	Toledo	3	2	
															180	N	Chattanooga	2	3	
															201	N	Miami (OH)	1	9	
															218	H	UMKC	9	8	
															218	H	UMKC	6	7	
															229	N	Detroit Mercy	2	5	
															237	A	Hampton	1	4	
															237	A	Hampton	4	1	
															237	A	Hampton	2	4	
															238	H	Mt. St. Mary's	3	0	
															261	H	Fairleigh Dickinson	4	9	
															261	N	Fairleigh Dickinson	7	0	
															273	H	St. Bonaventure	3	10	
															273	H	St. Bonaventure	10	0	
															275	H	UMBC	6	1	
															275	H	UMBC	4	7	
															281	N	Savannah St.	12	4	
															284	A	Norfolk St.	8	2	
															284	A	Norfolk St.	6	4	
															284	A	Norfolk St.	4	0	
															291	A	Howard	9	3	
															291	A	Howard	8	7	
															291	A	Howard	8	6	
															294	H	Lafayette	5	0	
															295	H	Saint Peter's	8	1	
				LAST 10 GAMES																
															284	A	Norfolk St.	6	4	
															291	A	Howard	8	7	
															218	H	UMKC	6	7	
															218	H	UMKC	9	8	
															237	A	Hampton	1	4	
															237	A	Hampton	4	1	

Non-Div. I Games:

Morgan St.

Average RPI Win: 226		WON-LOST RECORD		WINNING PCT. RANK		LAST 10 GAMES		STRENGTH OF SCHEDULE		OPP. STRENGTH OF SCHEDULE		TEAM RPI		ADJ RPI		CONF. RPI		ADJ CONF. RPI	
DIV. I ONLY		13-18-0		.41935 186		5-5-0		275		239		250		.41405 249		27		26	
DIV. I NON-CONF.		9-13-0		.40909 181		1-1-0		256		265		234		.42883 234		26		26	
TOTALS		RPI 1-25		RPI 26-50		W-L RECORDS		RPI 51-100		RPI 101-150		RPI 150+							
13-18-0		0-0-0		0-0-0		OVERALL		0-3-0		0-3-0		14-12-0							
5-6-0		0-0-0		0-0-0		HOME		0-0-0		0-0-0		5-6-0							
3-5-0		0-0-0		0-0-0		AWAY		0-2-0		0-0-0		3-3-0							
6-7-0		0-0-0		0-0-0		NEUTRAL		0-1-0		0-3-0		6-3-0							
9-13-0		0-0-0		0-0-0		NON-CONFERENCE		0-3-0		0-3-0		9-7-0							
1-1-0		0-0-0		0-0-0		HOME		0-0-0		0-0-0		1-1-0							
3-5-0		0-0-0		0-0-		AWAY		0-2-0		0-0-0		3-3-0							
5-7-0		0-0-0		0-0-0		NEUTRAL		0-1-0		0-3-0		5-3-0							
5-5-0		0-0-0		0-0-0		CONFERENCE		0-0-0		0-0-0		5-5-0							
4-5-0		0-0-0		0-0-0		HOME		0-0-0		0-0-0		4-5-0							
0-0-0		0-0-0		0-0-0		AWAY		0-0-0		0-0-0		0-0-0							
1-0-0		0-0-0		0-0-0		NEUTRAL		0-0-0		0-0-0		1-0-0							
RPI	S	Opponent	Score	RPI	S	Opponent	Score	RPI	S	Opponent	Score	RPI	S	Opponent	Score				
								82	A	Col. of Charleston	1	9		111	N	Morehead St.	4	5	
								82	A	Col. of Charleston	5	9		143	N	Albany (NY)	0	8	
								96	N	Eastern Ky.	6	7		146	N	Western Ky.	6	17	
														163	A	Gardner-Webb	7	4	
														163	A	Gardner-Webb	7	8	
														171	A	Winthrop	0	4	
														178	A	UNCW	3	2	
														178	A	UNCW	4	1	
														183	N	Sacred Heart	1	2	
														199	H	Oakl and	8	3	
														199	H	Oakl and	3	9	
														199	H	Oakl and	9	3	
														199	N	Oakl and	8	3	
														206	H	Dayton	3	5	
														206	H	Dayton	5	0	
														228	H	IUPUI	1	2	
														228	H	IUPUI	1	2	
														228	H	IUPUI	8	0	
														229	H	Detroit Mercy	4	6	
														229	H	Detroit Mercy	8	0	
														229	H	Detroit Mercy	0	4	
														237	A	Hampton	2	4	
														237	N	Hampton	7	1	
														239	N	Buffalo	3	8	
														239	N	Buffalo	6	9	
														279	N	N. C. A&T	10	2	
														279	N	N. C. A&T	11	5	
														294	N	Lafayette	11	3	
														294	N	Lafayette	4	3	
				LAST 10 GAMES															
				199	H	Oakl and	3	9	229	H	Detroit Mercy	4	6						
				199	H	Oakl and	9	3	229	H	Detroit Mercy	0	4						
				199	N	Oakl and	8	3	206	H	Dayton	5	0						
				199	H	Oakl and	8	3	206	H	Dayton	3	5						
				229	H	Detroit Mercy	8	0	228	H	IUPUI	1	2						

Non-Div. I Games:

Youngstown St.

[illegible]

**Non-Div. I Games:**

A&amp;M-Corpus Christi

Average RPI Win:		202	WON-LOST		WINNING		LAST 10		STRENGTH OF		OPP. STRENGTH		TEAM	ADJ		CONF.	ADJ CONF.							
Average RPI Loss:		117	RECORD		PCT. RANK		GAMES		SCHEDULE		OF SCHEDULE		RPI	RPI		RPI	RPI							
DIV. I ONLY			3-31-0		.08824		292		1-9-0		81		173		252		.40979		251		14		14	
DIV. I NON-CONF.			2-20-0		.09091		285		0-0-0		101		177		255		.40762		253		15		15	
TOTALS		RPI 1-25		RPI 26-50				W-L RECORDS				RPI 51-100				RPI 101-150				RPI 150+				
3-31-0		0-0-0		0-4-0				OVERALL				0-10-0				0-5-0				3-12-0				
2-10-0		0-0-0		0-3-0				HOME				0-2-0				0-0-0				2-5-0				
0-12-0		0-0-0		0-0-0				AWAY				0-5-0				0-0-0				0-7-0				
1-9-0		0-0-0		0-1-0				NEUTRAL				0-3-0				0-5-0				1-0-0				
2-20-0		0-0-0		0-1-0				NON-CONFERENCE				0-10-0				0-5-0				2-4-0				
1-5-0		0-0-0		0-0-0				HOME				0-2-0				0-0-0				1-3-0				
0-6-0		0-0-0		0-0-				AWAY				0-5-0				0-0-0				0-1-0				
1-9-0		0-0-0		0-1-0				NEUTRAL				0-3-0				0-5-0				1-0-0				
1-11-0		0-0-0		0-3-0				CONFERENCE				0-0-0				0-0-0				1-8-0				
1-5-0		0-0-0		0-3-0				HOME				0-0-0				0-0-0				1-2-0				
0-6-0		0-0-0		0-0-0				AWAY				0-0-0				0-0-0				0-6-0				
0-0-0		0-0-0		0-0-0				NEUTRAL				0-0-0				0-0-0				0-0-0				
RPI	S	Opponent		Score		RPI	S	Opponent		Score		RPI	S	Opponent		Score		RPI	S	Opponent		Score		
				38	H	Liberty	2	8	58	A	Georgia St.	0	3	110	N	Saint Francis (PA)	0	6						
				38	H	Liberty	1	8	59	N	Iowa St.	2	10	110	N	Saint Francis (PA)	1	2						
				38	H	Liberty	0	8	62	A	Furman	3	6	128	N	Middle Tenn.	0	4						
				40	N	UNCG	0	14	62	H	Furman	3	4	128	N	Middle Tenn.	6	10						
									62	H	Furman	1	5	138	N	Virginia Tech	4	5						
									71	A	USC Upstate	0	9	158	A	Charleston So.	3	6						
									77	N	DePaul	0	1	158	A	Charleston So.	1	6						
									91	N	Marshall	0	8	158	A	Charleston So.	0	7						
									98	A	North Florida	0	1	160	A	Jacksonville	1	9						
									100	A	Coastal Caro.	0	3	163	A	Gardner-Webb	7	13						
														163	A	Gardner-Webb	3	11						
														163	A	Gardner-Webb	4	6						
														171	H	Winthrop	2	4						
														171	H	Winthrop	1	4						
														171	H	Winthrop	5	1						
														192	H	ETSU	8	7						
														192	H	ETSU	0	7						
														227	H	Tennessee Tech	4	5						
														227	H	Tennessee Tech	5	8						
														243	N	Iona	10	5						
LAST 10 GAMES																								
				171	H	Winthrop	1	4	158	A	Charleston So.	1	6											
				171	H	Winthrop	2	4	38	H	Liberty	1	8											
				171	H	Winthrop	5	1	38	H	Liberty	0	8											
				158	A	Charleston So.	3	6	38	H	Liberty	2	8											
				158	A	Charleston So.	0	7	163	A	Gardner-Webb	7	13											

Non-Div. I Games:

Presbyterian

Wagner

Average RPI Win: 240		WON-LOST	WINNING	LAST 10	STRENGTH OF		OPP. STRENGTH	TEAM	ADJ	CONF.	ADJ CONF.
Average RPI Loss: 154		RECORD	PCT. RANK	GAMES	SCHEDULE		OF SCHEDULE	RPI	RPI	RPI	RPI
DIV. I ONLY		8-19-0	.2963	253	3-7-0		232	230	251	.40888	252
DIV. I NON-CONF.		6-14-0	.3	236	1-2-0		230	243	246	.41379	246
TOTALS		RPI 1-25	RPI 26-50		W-L RECORDS		RPI 51-100		RPI 101-150		RPI 150+
8-19-0	0-0-0	0-1-0		OVERALL		0-6-0		0-0-0		8-12-0	
0-3-0	0-0-0	0-0-0		HOME		0-0-0		0-0-0		0-3-0	
4-14-0	0-0-0	0-0-0		AWAY		0-5-0		0-0-0		4-9-0	
4-2-0	0-0-0	0-1-0		NEUTRAL		0-1-0		0-0-0		4-0-0	
6-14-0	0-0-0	0-1-0		NON-CONFERENCE		0-6-0		0-0-0		6-7-0	
0-0-0	0-0-0	0-0-0		HOME		0-0-0		0-0-0		0-0-0	
2-12-0	0-0-0	0-0-		AWAY		0-5-0		0-0-0		2-7-0	
4-2-0	0-0-0	0-1-0		NEUTRAL		0-1-0		0-0-0		4-0-0	
2-5-0	0-0-0	0-0-0		CONFERENCE		0-0-0		0-0-0		2-5-0	
0-3-0	0-0-0	0-0-0		HOME		0-0-0		0-0-0		0-3-0	
2-2-0	0-0-0	0-0-0		AWAY		0-0-0		0-0-0		2-2-0	
0-0-0	0-0-0	0-0-0		NEUTRAL		0-0-0		0-0-0		0-0-0	
RPI S Opponent	Score	RPI S Opponent	Score	RPI S Opponent	Score	RPI S Opponent	Score	RPI S Opponent	Score	RPI S Opponent	Score
		43 N San Jose St.	0 3	74 N Ohio	5 8	170 A Sacramento St.	3 5				
				78 A NC State	0 3	170 A Sacramento St.	0 6				
				78 A NC State	0 8	182 H LIU Brooklyn	6 7				
				86 A Stanford	0 4	183 H Sacred Heart	0 5				
				86 A Stanford	0 8	183 H Sacred Heart	0 3				
				86 A Stanford	0 4	198 A Bryant	7 3				
						198 A Bryant	4 12				
						208 A Central Conn. St.	2 0				
						208 A Central Conn. St.	1 2				
						212 A Qui nni pi ac	10 7				
						212 A Qui nni pi ac	5 6				
						213 A Paci fi c	3 7				
						226 A Manhattan	0 2				
						226 A Manhattan	1 4				
						231 A Drexel	13 11				
						231 A Drexel	5 14				
						256 N Delaware St.	2 1				
						256 N Delaware St.	11 0				
						280 N CSU Bakersfi el d	5 4				
						280 N CSU Bakersfi el d	3 2				
LAST 10 GAMES				LAST 10 GAMES				LAST 10 GAMES			
		198 A Bryant	7 3			183 H Sacred Heart	0 5				
		198 A Bryant	4 12			182 H LIU Brooklyn	6 7				
		208 A Central Conn. St.	2 0			231 A Drexel	5 14				
		208 A Central Conn. St.	1 2			231 A Drexel	13 11				
		183 H Sacred Heart	0 3			226 A Manhattan	0 2				

Non-Div. I Games:

Wagner

Average RPI Win: 179		WON-LOST RECORD		WINNING PCT. RANK		LAST 10 GAMES		STRENGTH OF SCHEDULE		OPP. STRENGTH OF SCHEDULE		TEAM RPI		ADJ RPI		CONF. RPI		ADJ CONF. RPI	
DIV. I ONLY		7-26-0		.21212 275		3-7-0		214		117		257		.40546 253		22		22	
DIV. I NON-CONF.		4-20-0		.16667 272		0-2-0		177		133		254		.40852 251		22		22	
TOTALS		RPI 1-25		RPI 26-50		W-L RECORDS		RPI 51-100		RPI 101-150		RPI 150+							
7-26-0		0-1-0		0-3-0		OVERALL		0-9-0		2-3-0		5-10-0							
2-6-0		0-0-0		0-0-0		HOME		0-2-0		2-1-0		0-3-0							
1-9-0		0-0-0		0-0-0		AWAY		0-3-0		0-1-0		1-5-0							
4-11-0		0-1-0		0-3-0		NEUTRAL		0-4-0		0-1-0		4-2-0							
4-20-0		0-1-0		0-3-0		NON-CONFERENCE		0-9-0		0-2-0		4-5-0							
0-2-0		0-0-0		0-0-0		HOME		0-2-0		0-0-0		0-0-0							
0-7-0		0-0-0		0-0-		AWAY		0-3-0		0-1-0		0-3-0							
4-11-0		0-1-0		0-3-0		NEUTRAL		0-4-0		0-1-0		4-2-0							
3-6-0		0-0-0		0-0-0		CONFERENCE		0-0-0		2-1-0		1-5-0							
2-4-0		0-0-0		0-0-0		HOME		0-0-0		2-1-0		0-3-0							
1-2-0		0-0-0		0-0-0		AWAY		0-0-0		0-0-0		1-2-0							
0-0-0		0-0-0		0-0-0		NEUTRAL		0-0-0		0-0-0		0-0-0							
RPI	S	Opponent	Score		RPI	S	Opponent	Score		RPI	S	Opponent	Score		RPI	S	Opponent	Score	
16	N	Long Beach St.	6	14	43	N	San Jose St.	3	15	79	A	Colorado St.	6	15	129	N	CSUN	2	5
					47	N	Texas Tech	1	5	79	A	Colorado St.	1	8	132	A	UNLV	3	5
					47	N	Texas Tech	1	7	84	A	UC Riverside	1	2	145	H	Northern Colo.	8	13
										87	N	Hawaii	0	18	145	H	Northern Colo.	1	0
										93	H	Boise St.	3	6	145	H	Northern Colo.	9	4
										93	H	Boise St.	0	16	165	H	Montana	0	1
										97	N	New Mexico St.	3	8	165	H	Montana	1	6
										97	N	New Mexico St.	4	8	165	H	Montana	2	4
										97	N	New Mexico St.	0	18	172	N	St. John's (NY)	0	11
															173	N	Purdue	6	1
															173	N	Purdue	3	0
															191	A	Portland St.	5	4
															191	A	Portland St.	0	5
															191	A	Portland St.	1	2
															194	N	Utah St.	7	5
															211	A	UTEP	0	9
															211	A	UTEP	2	4
															234	A	Utah Valley	3	11
															234	N	Utah Valley	3	6
															234	N	Utah Valley	7	3
LAST 10 GAMES					LAST 10 GAMES					LAST 10 GAMES					LAST 10 GAMES				
145 H Northern Colo.					1 0					191 A Portland St.					0 5				
145 H Northern Colo.					8 13					191 A Portland St.					1 2				
145 H Northern Colo.					9 4					191 A Portland St.					5 4				
93 H Boise St.					3 6					165 H Montana					2 4				
93 H Boise St.					0 16					165 H Montana					0 1				

Non-Div. I Games:

Idaho St.

Average RPI Win:	218	WON-LOST RECORD	WINNING PCT. RANK	LAST 10 GAMES	STRENGTH OF SCHEDULE	OPP. STRENGTH OF SCHEDULE	TEAM RPI	ADJ RPI	CONF. RPI	ADJ CONF. RPI	
Average RPI Loss:	174										
DIV. I ONLY	7-22-0	.24138	272	3-7-0	200	256	260	.40424	254	29	28
DIV. I NON-CONF.	3-14-0	.17647	268	0-1-0	188	190	262	.40404	260	29	29
<hr/>											
TOTALS	RPI 1-25	RPI 26-50		W-L RECORDS	RPI 51-100		RPI 101-150		RPI 150+		
7-22-0	0-0-0	0-2-0		OVERALL	0-1-0		0-5-0		7-14-0		
4-6-0	0-0-0	0-0-0		HOME	0-0-0		0-0-0		4-6-0		
1-8-0	0-0-0	0-1-0		AWAY	0-0-0		0-2-0		1-5-0		
2-8-0	0-0-0	0-1-0		NEUTRAL	0-1-0		0-3-0		2-3-0		
<hr/>											
3-14-0	0-0-0	0-2-0		NON-CONFERENCE	0-1-0		0-5-0		3-6-0		
1-3-0	0-0-0	0-0-0		HOME	0-0-0		0-0-0		1-3-0		
0-3-0	0-0-0	0-0-		AWAY	0-0-0		0-2-0		0-0-0		
2-8-0	0-0-0	0-1-0		NEUTRAL	0-1-0		0-3-0		2-3-0		
<hr/>											
4-8-0	0-0-0	0-0-0		CONFERENCE	0-0-0		0-0-0		4-8-0		
3-3-0	0-0-0	0-0-0		HOME	0-0-0		0-0-0		3-3-0		
1-5-0	0-0-0	0-0-0		AWAY	0-0-0		0-0-0		1-5-0		
0-0-0	0-0-0	0-0-0		NEUTRAL	0-0-0		0-0-0		0-0-0		
<hr/>											
RPI	S	Opponent	Score	RPI	S	Opponent	Score	RPI	S	Opponent	Score
				37	N	Utah	1 9				
				50	A	Houston	0 8				
				</							

Non-Div. I Games:

Yale



Average RPI Win:		254	WON-LOST RECORD		WINNING PCT. RANK		LAST 10 GAMES		STRENGTH OF SCHEDULE		OPP. STRENGTH OF SCHEDULE		TEAM RPI		ADJ RPI		CONF. RPI		ADJ CONF. RPI	
DIV. I ONLY			12-8-1		.59524 85		7-3-0		296		203		261		.40419 255		32		32	
DIV. I NON-CONF.			6-8-1		.43333 172		1-3-0		294		135		251		.41046 249		31		31	
TOTALS		RPI 1-25		RPI 26-50		W-L RECORDS		RPI 51-100		RPI 101-150		RPI 150+								
12-8-1		0-0-0		0-1-0		OVERALL		0-0-0		0-1-0		12-6-1								
5-4-1		0-0-0		0-1-0		HOME		0-0-0		0-1-0		5-2-1								
4-2-0		0-0-0		0-0-0		AWAY		0-0-0		0-0-0		4-2-0								
3-2-0		0-0-0		0-0-0		NEUTRAL		0-0-0		0-0-0		3-2-0								
6-8-1		0-0-0		0-1-0		NON-CONFERENCE		0-0-0		0-1-0		6-6-1								
2-4-1		0-0-0		0-1-0		HOME		0-0-0		0-1-0		2-2-1								
1-2-0		0-0-0		0-0-		AWAY		0-0-0		0-0-0		1-2-0								
3-2-0		0-0-0		0-0-0		NEUTRAL		0-0-0		0-0-0		3-2-0								
6-0-0		0-0-0		0-0-0		CONFERENCE		0-0-0		0-0-0		6-0-0								
3-0-0		0-0-0		0-0-0		HOME		0-0-0		0-0-0		3-0-0								
3-0-0		0-0-0		0-0-0		AWAY		0-0-0		0-0-0		3-0-0								
0-0-0		0-0-0		0-0-0		NEUTRAL		0-0-0		0-0-0		0-0-0								
RPI	S	Opponent		Score		RPI	S	Opponent		Score		RPI	S	Opponent		Score				
				50	H	Houston		0	2					130	H	SFA		5	12	
														153	H	Sam Houston St.		5	4	
														167	A	North Texas		0	7	
														181	H	Incarnate Word		3	9	
														181	H	Incarnate Word		7	8	
														194	N	Utah St.		0	7	
														194	N	Utah St.		9	8	
														210	N	Omaha		4	3	
														210	N	Omaha		8	9	
														241	A	Houston Baptist		2	3	
														241	A	Houston Baptist		4	2	
														250	H	A&M-Corpus Christi		9	9	
														250	H	A&M-Corpus Christi		8	6	
														250	N	A&M-Corpus Christi		4	3	
														290	H	Jackson St.		5	1	
														290	H	Jackson St.		7	0	
														290	H	Jackson St.		9	0	
														292	A	Grambling		15	2	
														292	A	Grambling		9	1	
														292	A	Grambling		11	0	
				LAST 10 GAMES																
				181	H	Incarnate Word		7	8	167	A	North Texas		0	7					
				181	H	Incarnate Word		3	9	153	H	Sam Houston St.		5	4					
				292	A	Grambling		11	0	290	H	Jackson St.		9	0					
				292	A	Grambling		9	1	290	H	Jackson St.		5	1					
				292	A	Grambling		15	2	290	H	Jackson St.		7	0					

Non-Div. I Games: Talladega 5 0 Huston-Tillotson 4 0 Lincoln (MO) 8 1

Texas Southern

Average RPI Win:		258	WON-LOST RECORD		WINNING PCT. RANK		LAST 10 GAMES		STRENGTH OF SCHEDULE		OPP. STRENGTH OF SCHEDULE		TEAM RPI		ADJ RPI		CONF. RPI		ADJ CONF. RPI					
DIV. I ONLY			9-21-0		.3		249		6-4-0		225		277		254		.40325		256		31		31	
DIV. I NON-CONF.			2-19-0		.09524		283		0-2-0		137		194		266		.39376		266		32		32	
TOTALS		RPI 1-25		RPI 26-50				W-L RECORDS				RPI 51-100				RPI 101-150				RPI 150+				
9-21-0		0-0-0		0-2-0				OVERALL				1-6-0				0-4-0				8-9-0				
4-2-0		0-0-0		0-0-0				HOME				0-0-0				0-0-0				4-2-0				
4-7-0		0-0-0		0-2-0				AWAY				1-3-0				0-0-0				3-2-0				
1-12-0		0-0-0		0-0-0				NEUTRAL				0-3-0				0-4-0				1-5-0				
2-19-0		0-0-0		0-2-0				NON-CONFERENCE				1-6-0				0-4-0				1-7-0				
0-0-0		0-0-0		0-0-0				HOME				0-0-0				0-0-0				0-0-0				
1-7-0		0-0-0		0-0-				AWAY				1-3-0				0-0-0				0-2-0				
1-12-0		0-0-0		0-0-0				NEUTRAL				0-3-0				0-4-0				1-5-0				
7-2-0		0-0-0		0-0-0				CONFERENCE				0-0-0				0-0-0				7-2-0				
4-2-0		0-0-0		0-0-0				HOME				0-0-0				0-0-0				4-2-0				
3-0-0		0-0-0		0-0-0				AWAY				0-0-0				0-0-0				3-0-0				
0-0-0		0-0-0		0-0-0				NEUTRAL				0-0-0				0-0-0				0-0-0				
RPI	S	Opponent		Score		RPI	S	Opponent		Score		RPI	S	Opponent		Score		RPI	S	Opponent		Score		
				38	A	Liberty		0	6	62	A	Furman		5	3	104	N	Indiana		4	9			
				38	A	Liberty		1	2	71	A	USC Upstate		1	2	109	N	Southern Ill.		2	10			
										71	A	USC Upstate		0	11	120	N	Central Mich.		0	9			
										74	N	Ohio		4	12	120	N	Central Mich.		2	3			
										74	N	Ohio		4	6	152	N	Western Mich.		6	14			
										78	A	NC State		0	8	193	A	Villanova		5	13			
										88	N	South Dakota St.		12	15	193	A	Villanova		4	8			
																238	N	Mt. St. Mary's		4	8			
																243	N	Iona		3	2			
																252	N	Wagner		0	11			
																252	N	Wagner		1	2			
																272	N	Robert Morris		4	6			
																284	H	Norfolk St.		3	1			
																284	H	Norfolk St.		7	10			
																284	H	Norfolk St.		8	0			
																286	H	Coppin St.		6	5			
																286	H	Coppin St.		11	3			
																286	H	Coppin St.		3	4			
																293	A	UMES		13	2			
																293	A	UMES		17	10			
																293	A	UMES		8	2			
LAST 10 GAMES																								
				193	A	Villanova		4	8	284	H	Norfolk St.		7	10									
				193	A	Villanova		5	13	284	H	Norfolk St.		8	0									
				286	H	Coppin St.		3	4	284	H	Norfolk St.		3	1									
				286	H	Coppin St.		11	3	293	A	UMES		8	2									
				286	H	Coppin St.		6	5	293	A	UMES		17	10									

Non-Div. I Games:

Del aware St.

Average RPI Win: 249		WON-LOST RECORD		WINNING PCT. RANK		LAST 10 GAMES		STRENGTH OF SCHEDULE		OPP. STRENGTH OF SCHEDULE		TEAM RPI		ADJ RPI		CONF. RPI		ADJ CONF. RPI	
DIV. I ONLY		9-14-0		.3913 200		6-4-0		270		250		253		.40311 257		26		27	
DIV. I NON-CONF.		7-13-0		.35 211		4-3-0		260		254		250		.40709 255		27		27	
TOTALS		RPI 1-25		RPI 26-50		W-L RECORDS		RPI 51-100		RPI 101-150		RPI 150+							
9-14-0		0-1-0		0-0-0		OVERALL		0-3-0		0-4-0		9-6-0							
2-1-0		0-0-0		0-0-0		HOME		0-0-0		0-0-0		2-1-0							
2-6-0		0-1-0		0-0-0		AWAY		0-2-0		0-1-0		2-2-0							
5-7-0		0-0-0		0-0-0		NEUTRAL		0-1-0		0-3-0		5-3-0							
7-13-0		0-1-0		0-0-0		NON-CONFERENCE		0-3-0		0-4-0		7-5-0							
0-0-0		0-0-0		0-0-0		HOME		0-0-0		0-0-0		0-0-0							
2-6-0		0-1-0		0-0-		AWAY		0-2-0		0-1-0		2-2-0							
5-7-0		0-0-0		0-0-0		NEUTRAL		0-1-0		0-3-0		5-3-0							
2-1-0		0-0-0		0-0-0		CONFERENCE		0-0-0		0-0-0		2-1-0							
2-1-0		0-0-0		0-0-0		HOME		0-0-0		0-0-0		2-1-0							
0-0-0		0-0-0		0-0-0		AWAY		0-0-0		0-0-0		0-0-0							
0-0-0		0-0-0		0-0-0		NEUTRAL		0-0-0		0-0-0		0-0-0							
RPI	S	Opponent		Score		RPI	S	Opponent		Score		RPI	S	Opponent		Score			
22	A	Hofstra		1 9															

Non-Div. I Games:

Binghamton

Average RPI Win:		232	WON-LOST RECORD		WINNING PCT. RANK		LAST 10 GAMES		STRENGTH OF SCHEDULE		OPP. STRENGTH OF SCHEDULE		TEAM RPI		ADJ RPI		CONF. RPI		ADJ CONF. RPI				
DIV. I ONLY			6-23-0		.2069 276		3-7-0		169		255		255		.40148 258		28		29				
DIV. I NON-CONF.			4-19-0		.17391 269		1-3-0		126		258		249		.40968 250		28		28				
TOTALS		RPI 1-25		RPI 26-50		W-L RECORDS		RPI 51-100		RPI 101-150		RPI 150+											
6-23-0		0-1-0		0-0-0		OVERALL		0-9-0		0-0-0		6-13-0											
2-3-0		0-0-0		0-0-0		HOME		0-0-0		0-0-0		2-3-0											
1-9-0		0-0-0		0-0-0		AWAY		0-6-0		0-0-0		1-3-0											
3-11-0		0-1-0		0-0-0		NEUTRAL		0-3-0		0-0-0		3-7-0											
4-19-0		0-1-0		0-0-0		NON-CONFERENCE		0-9-0		0-0-0		4-9-0											
1-1-0		0-0-0		0-0-0		HOME		0-0-0		0-0-0		1-1-0											
0-7-0		0-0-0		0-0-		AWAY		0-6-0		0-0-0		0-1-0											
3-11-0		0-1-0		0-0-0		NEUTRAL		0-3-0		0-0-0		3-7-0											
2-4-0		0-0-0		0-0-0		CONFERENCE		0-0-0		0-0-0		2-4-0											
1-2-0		0-0-0		0-0-0		HOME		0-0-0		0-0-0		1-2-0											
1-2-0		0-0-0		0-0-0		AWAY		0-0-0		0-0-0		1-2-0											
0-0-0		0-0-0		0-0-0		NEUTRAL		0-0-0		0-0-0		0-0-0											
RPI	S	Opponent		Score		RPI	S	Opponent		Score		RPI	S	Opponent		Score							
16	N	Long Beach St.		6 9																			
								62 A Furman		0 7				177 A Stetson		1 2							
								62 A Furman		0 7				187 N Monmouth		3 4							
								69 N North Dakota St.		7 8				187 N Monmouth		7 2							
								69 N North Dakota St.		1 7				192 N ETSU		0 10							
								71 A USC Upstate		7 8				204 N Harvard		2 10							
								71 A USC Upstate		0 7				207 N Fairfi el d		3 2							
								84 A UC Riverside		0 6				215 N Columbi a		1 7							
								84 A UC Ri vers i de		4 5				220 H Army West Poi nt		8 5							
								93 N Boise St.		0 4				220 H Army West Poi nt		1 6							
														220 H Army West Poi nt		0 4							
														232 A Lehi gh		8 1							
														232 A Lehi gh		1 3							
														232 A Lehi gh		1 9							
														238 N Mt. St. Mary' s		1 3							
														238 N Mt. St. Mary' s		2 9							
														257 H Bi nghamton		3 1							
														257 H Bi nghamton		4 5							
														288 N Brown		6 4							
														288 N Brown		1 6							
LAST 10 GAMES																							
220 H Army West Poi nt						0 4						232 A Lehi gh						1 3					
220 H Army West Poi nt						8 5						232 A Lehi gh						8 1					
220 H Army West Poi nt						1 6						232 A Lehi gh						1 9					
257 H Bi nghamton						4 5						187 N Monmouth						3 4					
257 H Bi nghamton						3 1						16 N Long Beach St.						6 9					

Non-Div. I Games:

Colgate

Average RPI Win: 199		WON-LOST RECORD		WINNING PCT. RANK		LAST 10 GAMES		STRENGTH OF SCHEDULE		OPP. STRENGTH OF SCHEDULE		TEAM RPI		ADJ RPI		CONF. RPI		ADJ CONF. RPI	
DIV. I ONLY		5-20-0		.2 278		4-6-0		173		265		263		.40026 259		29		28	
DIV. I NON-CONF.		2-14-0		.125 277		1-0-0		124		238		259		.4049 259		29		29	
TOTALS		RPI 1-25		RPI 26-50		W-L RECORDS		RPI 51-100		RPI 101-150		RPI 150+							
5-20-0		0-0-0		0-2-0		OVERALL		1-1-0		0-3-0		4-14-0							
2-2-0		0-0-0		0-0-0		HOME		0-0-0		0-0-0		2-2-0							
2-10-0		0-0-0		0-0-0		AWAY		1-1-0		0-0-0		1-9-0							
1-8-0		0-0-0		0-2-0		NEUTRAL		0-0-0		0-3-0		1-3-0							
2-14-0		0-0-0		0-2-0		NON-CONFERENCE		1-1-0		0-3-0		1-8-0							
0-0-0		0-0-0		0-0-0		HOME		0-0-0		0-0-0		0-0-0							
1-6-0		0-0-0		0-0-		AWAY		1-1-0		0-0-0		0-5-0							
1-8-0		0-0-0		0-2-0		NEUTRAL		0-0-0		0-3-0		1-3-0							
3-6-0		0-0-0		0-0-0		CONFERENCE		0-0-0		0-0-0		3-6-0							
2-2-0		0-0-0		0-0-0		HOME		0-0-0		0-0-0		2-2-0							
1-4-0		0-0-0		0-0-0		AWAY		0-0-0		0-0-0		1-4-0							
0-0-0		0-0-0		0-0-0		NEUTRAL		0-0-0		0-0-0		0-0-0							
RPI	S	Opponent	Score	RPI	S	Opponent	Score	RPI	S	Opponent	Score	RPI	S	Opponent	Score				
				39	N	South Fla.	5 8	60	A	UCF	1 6	132	N	UNLV	1 7				
				48	N	FGCU	2 6	60	A	UCF	7 4	139	N	Elon	1 15				
												142	N	Valparaiso	8 10				
												154	H	Dartmouth	1 12				
												154	H	Dartmouth	6 0				
												154	H	Dartmouth	6 8				
												157	A	Grand Canyon	2 11				
												157	A	Grand Canyon	2 6				
												176	A	George Washington	6 9				
												176	A	George Washington	1 3				
												176	A	George Washington	0 11				
												189	N	South Dakota	5 11				
												204	A	Harvard	3 11				
												204	A	Harvard	3 9				
												204	A	Harvard	3 6				
												205	N	Florida A&M	1 0				
												261	N	Fairleigh Dickinson	1 5				
												261	N	Fairleigh Dickinson	2 3				
												288	A	Brown	7 1				
												288	A	Brown	0 5				
												288	H	Brown	9 8				
LAST 10 GAMES				LAST 10 GAMES				LAST 10 GAMES				LAST 10 GAMES							
				154	H	Dartmouth	1 12	204	A	Harvard	3 11								
				154	H	Dartmouth	6 8	288	H	Brown	9 8								
				154	H	Dartmouth	6 0	288	A	Brown	7 1								
				204	A	Harvard	3 9	288	A	Brown	0 5								
				204	A	Harvard	3 6	60	A	UCF	7 4								

Non-Div. I Games:

Princeton

Average RPI Win:	256	WON-LOST RECORD	WINNING PCT. RANK	LAST 10 GAMES	STRENGTH OF SCHEDULE	OPP. STRENGTH OF SCHEDULE	TEAM RPI	ADJ RPI	CONF. RPI	ADJ CONF. RPI					
Average RPI Loss:	168														
DIV. I ONLY	9-22-0	.29032	257	4-6-0	236	266	262	.39967	260	30	30				
DIV. I NON-CONF.	6-17-0	.26087	249	1-2-0	232	256	261	.4015	261	30	30				
<hr/>															
TOTALS	RPI 1-25	RPI 26-50		W-L RECORDS	RPI 51-100		RPI 101-150		RPI 150+						
9-22-0	0-0-0	0-1-0		OVERALL	0-4-0		0-2-0		9-15-0						
0-0-0	0-0-0	0-0-0		HOME	0-0-0		0-0-0		0-0-0						
4-11-0	0-0-0	0-0-0		AWAY	0-1-0		0-0-0		4-4-0						
5-11-0	0-0-0	0-1-0		NEUTRAL	0-1-0		0-2-0		5-7-0						
<hr/>															
6-17-0	0-0-0	0-1-0		NON-CONFERENCE	0-4-0		0-2-0		6-10-0						
0-0-0	0-0-0	0-0-0		HOME	0-0-0		0-0-0		0-0-0						
2-7-0	0-0-0	0-0-		AWAY	0-3-0		0-0-0		2-4-0						
4-10-0	0-0-0	0-1-0		NEUTRAL	0-1-0		0-2-0		4-6-0						
<hr/>															
3-5-0	0-0-0	0-0-0		CONFERENCE	0-0-0		0-0-0		3-5-0						
0-0-0	0-0-0	0-0-0		HOME	0-0-0		0-0-0		0-0-0						
2-4-0	0-0-0	0-0-0		AWAY	0-0-0		0-0-0		2-4-0						
1-1-0	0-0-0	0-0-0		NEUTRAL	0-0-0		0-0-0		1-1-0						
<hr/>															
RPI	S	Opponent	Score	RPI	S	Opponent	Score	RPI	S	Opponent	Score				
				49	N	Kennesaw St.	5 6	70	A	FIU	5 6	114	N	Troy	4 14
				78	A	NC State	7 9	133	N	Ball St.	0 1				
				78	A	NC State	1 9	152	N	Western Mich.	1 2				
				88	N	South Dakota St.	6 9	157	A	Grand Canyon	2 10				
				157	A	Grand Canyon	0 16								
				157	A	Grand Canyon	3 5								
				164	N	UC Santa Barbara	5 8								
				184	N	Bowling Green	0 4								
				184	N	Bowling Green	0 4								
				212	A	Quinnipiac	0 9								
				212	A	Quinnipiac	1 5								
				241	N	Houston Baptist	4 1								
				241	N	Houston Baptist	8 14								
				242	N	Penn	8 6								
				242	N	Penn	5 7								
				245	A	Marist	0 7								
				245	A	Marist	6 5								
				245	N	Marist	3 5								
				245	N	Marist	9 1								
				257	N	Binghamton	6 2								
264	A	Siena	0 3												
264	A	Siena	6 1												
269	A	Cleveland St.	9 0												
269	A	Cleveland St.	10 4												
269	A	Cleveland St.	2 3												
272	N	Robert Morris	3 0												
				LAST 10 GAMES											
				212	A	Quinnipiac	0 9	264	A	Siena	6 1				
				212	A	Quinnipiac	1 5	269	A	Cleveland St.	9 0				
				245	A	Marist	6 5	269	A	Cleveland St.	2 3				
				245	A	Marist	0 7	245	N	Marist	9 1				
				264	A	Siena	0 3	78	A	NC State	7 9				

Non-Div. I Games:

Niagara

Average RPI Win:	231	WON-LOST RECORD	WINNING PCT. RANK	LAST 10 GAMES	STRENGTH OF SCHEDULE	OPP. STRENGTH OF SCHEDULE	TEAM RPI	ADJ RPI	CONF. RPI	ADJ CONF. RPI			
DIV. I ONLY	9-18-0	.33333	231	5-5-0	251	271	256	.39952	261	25	25		
DIV. I NON-CONF.	7-16-0	.30435	234	3-3-0	244	287	263	.3961	264	24	24		
<hr/>													
TOTALS	RPI 1-25	RPI 26-50		W-L RECORDS	RPI 51-100		RPI 101-150		RPI 150+				
9-18-0	0-0-0	0-2-0		OVERALL	0-0-0		1-3-0		8-13-0				
4-3-0	0-0-0	0-0-0		HOME	0-0-0		0-0-0		4-3-0				
2-6-0	0-0-0	0-1-0		AWAY	0-0-0		1-1-0		1-4-0				
3-9-0	0-0-0	0-1-0		NEUTRAL	0-0-0		0-2-0		3-6-0				
<hr/>													
7-16-0	0-0-0	0-2-0		NON-CONFERENCE	0-0-0		1-3-0		6-11-0				
2-1-0	0-0-0	0-0-0		HOME	0-0-0		0-0-0		2-1-0				
2-6-0	0-0-0	0-0-		AWAY	0-0-0		1-1-0		1-4-0				
3-9-0	0-0-0	0-1-0		NEUTRAL	0-0-0		0-2-0		3-6-0				
<hr/>													
2-2-0	0-0-0	0-0-0		CONFERENCE	0-0-0		0-0-0		2-2-0				
2-2-0	0-0-0	0-0-0		HOME	0-0-0		0-0-0		2-2-0				
0-0-0	0-0-0	0-0-0		AWAY	0-0-0		0-0-0		0-0-0				
0-0-0	0-0-0	0-0-0		NEUTRAL	0-0-0		0-0-0		0-0-0				
<hr/>													
RPI	S	Opponent	Score	RPI	S	Opponent	Score	RPI	S	Opponent	Score		
				38	N	Liberty	0	6					
				43	A	San Jose St.	1	3					
								123	N	Toledo	0	1	
								141	A	UC Davis	2	1	
								141	A	UC Davis	1	3	
								149	N	Stony Brook	0	1	
								170	N	Sacramento St.	0	7	
								176	A	George Washington	0	20	
								176	A	George Washington	1	10	
								176	A	George Washington	1	11	
								180	N	Chattanooga	9	5	
								198	H	Bryant	2	0	
								198	H	Bryant	6	12	
								207	H	Fairfield	1	8	
								208	H	Central Conn. St.	0	10	
								208	H	Central Conn. St.	2	1	
								213	N	Pacific	0	5	
								229	N	Detroit Mercy	8	9	
								233	N	Santa Clara	3	9	
								248	A	Morgan St.	9	4	
								248	N	Morgan St.	0	7	
								259	N	Princeton	3	2	
								259	N	Princeton	5	1	
								286	A	Coppin St.	6	7	
								287	N	Hartford	5	6	
								295	H	Saint Peter's	4	2	
								295	H	Saint Peter's	7	1	
LAST 10 GAMES				295	H	Saint Peter's	4	2					
				208	H	Central Conn. St.	2	1	207	H	Fairfield	1	8
				208	H	Central Conn. St.	0	10	149	N	Stony Brook	0	1
				198	H	Bryant	2	0	141	A	UC Davis	2	1
				198	H	Bryant	6	12	233	N	Santa Clara	3	9
				295	H	Saint Peter's	7	1					

Non-Div. I Games:

Fairleigh Dickinson

C  
o  
r  
n  
e  
l  
l

C  
o  
r  
n  
e  
l  
l

Cornel I



Average RPI Win:		285	WON-LOST RECORD		WINNING PCT. RANK		LAST 10 GAMES		STRENGTH OF SCHEDULE		OPP. STRENGTH OF SCHEDULE		TEAM RPI		ADJ RPI		CONF. RPI		ADJ CONF. RPI				
DIV. I ONLY			9-19-0		.32143 241		6-4-0		259		268		266		.39756 263		32		32				
DIV. I NON-CONF.			0-16-0		0 290		0-2-0		19		168		248		.41392 245		31		31				
TOTALS		RPI 1-25		RPI 26-50				W-L RECORDS				RPI 51-100				RPI 101-150				RPI 150+			
9-19-0		0-0-0		0-2-0				OVERALL				0-4-0				0-10-0				9-3-0			
6-2-0		0-0-0		0-0-0				HOME				0-0-0				0-2-0				6-0-0			
3-10-0		0-0-0		0-0-0				AWAY				0-1-0				0-6-0				3-3-0			
0-7-0		0-0-0		0-2-0				NEUTRAL				0-3-0				0-2-0				0-0-0			
0-16-0		0-0-0		0-2-0				NON-CONFERENCE				0-4-0				0-10-0				0-0-0			
0-2-0		0-0-0		0-0-0				HOME				0-0-0				0-2-0				0-0-0			
0-7-0		0-0-0		0-0-				AWAY				0-1-0				0-6-0				0-0-0			
0-7-0		0-0-0		0-2-0				NEUTRAL				0-3-0				0-2-0				0-0-0			
9-3-0		0-0-0		0-0-0				CONFERENCE				0-0-0				0-0-0				9-3-0			
6-0-0		0-0-0		0-0-0				HOME				0-0-0				0-0-0				6-0-0			
3-3-0		0-0-0		0-0-0				AWAY				0-0-0				0-0-0				3-3-0			
0-0-0		0-0-0		0-0-0				NEUTRAL				0-0-0				0-0-0				0-0-0			
RPI	S	Opponent		Score		RPI	S	Opponent		Score		RPI	S	Opponent		Score		RPI	S	Opponent		Score	
				34	N	James Madison		1	5	53	N	Longwood		1	4	106	A	Northwestern St.		0	7		
				46	N	BYU		1	3	72	N	Austin Peay		1	8	106	A	Northwestern St.		5	6		
										87	A	Hawaii		0	5	106	A	Northwestern St.		0	6		
										88	N	South Dakota St.		0	9	106	H	Northwestern St.		2	7		
																106	H	Northwestern St.		1	12		
																113	N	East Carolina		2	13		
																119	N	La. -Monroe		11	17		
																144	A	Central Ark.		1	7		
																144	A	Central Ark.		3	8		
																144	A	Central Ark.		2	10		
																276	H	Mississippi Val.		4	1		
																276	H	Mississippi Val.		8	5		
																276	H	Mississippi Val.		7	2		
																285	H	Alabama A&M		1	0		
																289	A	Southern U.		3	2		
																289	A	Southern U.		4	7		
																289	A	Southern U.		7	8		
																290	A	Jackson St.		13	10		
																290	A	Jackson St.		6	7		
																290	A	Jackson St.		17	1		
																292	H	Grambling		6	2		
																292	H	Grambling		7	3		
LAST 10 GAMES																							
																292	H	Grambling		7	3		
																289	A	Southern U.		7	8		
																289	A	Southern U.		3	2		
																276	H	Mississippi Val.		4	1		
																276	H	Mississippi Val.		7	2		
																276	H	Mississippi Val.		8	5		

Non-Div. I Games: Central Baptist 7 1 Central Baptist 5 13 Drury 8 4

Ark. -Pine Bluff

Average RPI Win:		265	WON-LOST RECORD		WINNING PCT. RANK		LAST 10 GAMES		STRENGTH OF SCHEDULE		OPP. STRENGTH OF SCHEDULE		TEAM RPI		ADJ RPI		CONF. RPI		ADJ CONF. RPI	
DIV. I ONLY			9-15-0		.375 215		6-4-0		262		284		259		.39526 264		30		30	
DIV. I NON-CONF.			5-13-0		.27778 241		2-2-0		271		289		282		.36955 281		30		30	
TOTALS		RPI 1-25		RPI 26-50		W-L RECORDS		RPI 51-100		RPI 101-150		RPI 150+								
9-15-0		0-0-0		0-0-0		OVERALL		0-2-0		0-3-0		9-10-0								
3-1-0		0-0-0		0-0-0		HOME		0-0-0		0-0-0		3-1-0								
3-8-0		0-0-0		0-0-0		AWAY		0-1-0		0-2-0		3-5-0								
3-6-0		0-0-0		0-0-0		NEUTRAL		0-1-0		0-1-0		3-4-0								
5-13-0		0-0-0		0-0-0		NON-CONFERENCE		0-2-0		0-3-0		5-8-0								
0-0-0		0-0-0		0-0-0		HOME		0-0-0		0-0-0		0-0-0								
2-7-0		0-0-0		0-0-		AWAY		0-1-0		0-2-0		2-4-0								
3-6-0		0-0-0		0-0-0		NEUTRAL		0-1-0		0-1-0		3-4-0								
4-2-0		0-0-0		0-0-0		CONFERENCE		0-0-0		0-0-0		4-2-0								
3-1-0		0-0-0		0-0-0		HOME		0-0-0		0-0-0		3-1-0								
1-1-0		0-0-0		0-0-0		AWAY		0-0-0		0-0-0		1-1-0								
0-0-0		0-0-0		0-0-0		NEUTRAL		0-0-0		0-0-0		0-0-0								
RPI	S	Opponent		Score		RPI	S	Opponent		Score		RPI	S	Opponent		Score				
								70	A	FIU	4	6	112	N	Michigan St.	1	9			
								80	N	Boston College	0	8	122	A	Towson	1	2			
													122	A	Towson	0	8			
													176	A	George Washington	0	4			
													176	A	George Washington	4	6			
													208	N	Central Conn. St.	5	8			
													208	N	Central Conn. St.	1	6			
													226	H	Manhattan	3	2			
													226	H	Manhattan	4	0			
													243	A	Iona	0	5			
													243	A	Iona	2	1			
													247	A	George Mason	4	8			
													247	A	George Mason	1	2			
													260	H	Niagara	3	0			
													260	H	Niagara	1	6			
													262	N	Cornell I	2	3			
													262	N	Cornell I	1	0			
													288	N	Brown	9	4			
													288	N	Brown	3	4			
													291	A	Howard	6	1			
													291	A	Howard	9	0			
													294	N	Lafayette	7	6			
LAST 10 GAMES																				
				226	H	Manhattan	4	0	260	H	Niagara	3	0							
				226	H	Manhattan	3	2	122	A	Towson	1	2							
				243	A	Iona	0	5	122	A	Towson	0	8							
				243	A	Iona	2	1	291	A	Howard	6	1							
				260	H	Niagara	1	6	291	A	Howard	9	0							

Non-Div. I Games:

Si ena

Lasalle

La Salle

Average RPI Win: 185		WON-LOST RECORD		WINNING PCT. RANK		LAST 10 GAMES		STRENGTH OF SCHEDULE		OPP. STRENGTH OF SCHEDULE		TEAM RPI		ADJ RPI		CONF. RPI		ADJ CONF. RPI	
DIV. I ONLY		4-25-0		.13793 286		1-9-0		136		251		265		.39204 266		30		30	
DIV. I NON-CONF.		3-22-0		.12 279		0-6-0		128		241		264		.39514 265		30		30	
TOTALS		RPI 1-25		RPI 26-50		W-L RECORDS		RPI 51-100		RPI 101-150		RPI 150+							
4-25-0		0-0-0		0-3-0		OVERALL		0-2-0		2-10-0		2-10-0							
0-0-0		0-0-0		0-0-0		HOME		0-0-0		0-0-0		0-0-0							
2-17-0		0-0-0		0-3-0		AWAY		0-2-0		1-4-0		1-8-0							
2-8-0		0-0-0		0-0-0		NEUTRAL		0-0-0		1-6-0		1-2-0							
3-22-0		0-0-0		0-3-0		NON-CONFERENCE		0-2-0		2-10-0		1-7-0							
0-0-0		0-0-0		0-0-0		HOME		0-0-0		0-0-0		0-0-0							
1-14-0		0-0-0		0-0-		AWAY		0-2-0		1-4-0		0-5-0							
2-8-0		0-0-0		0-0-0		NEUTRAL		0-0-0		1-6-0		1-2-0							
1-3-0		0-0-0		0-0-0		CONFERENCE		0-0-0		0-0-0		1-3-0							
0-0-0		0-0-0		0-0-0		HOME		0-0-0		0-0-0		0-0-0							
1-3-0		0-0-0		0-0-0		AWAY		0-0-0		0-0-0		1-3-0							
0-0-0		0-0-0		0-0-0		NEUTRAL		0-0-0		0-0-0		0-0-0							
RPI	S	Opponent	Score	RPI	S	Opponent	Score	RPI	S	Opponent	Score	RPI	S	Opponent	Score				
				40	A	UNCG	4 7	98	A	North Florida	1 6	103	N	UT Arlington	0 5				
				40	A	UNCG	1 9	98	A	North Florida	0 3	110	N	Saint Francis (PA)	1 0				
				40	A	UNCG	1 2					110	N	Saint Francis (PA)	0 1				
												111	A	Morehead St.	3 5				
												111	A	Morehead St.	2 5				
												113	A	East Carolina	4 3				
												122	N	Towson	2 3				
												122	N	Towson	0 11				
												125	A	Syracuse	4 10				
												125	A	Syracuse	2 6				
												133	N	Ball St.	4 11				
												133	N	Ball St.	0 2				
												160	A	Jacksonville	1 5				
												184	N	Bowling Green	0 8				
												212	A	Quinnipiac	2 6				
												212	A	Quinnipiac	2 10				
												235	N	Providence	0 1				
												245	A	Marist	5 0				
												245	A	Marist	5 7				
												269	A	Cleveland St.	1 2				
												269	A	Cleveland St.	3 6				
												272	N	Robert Morris	4 3				
												273	A	St. Bonaventure	2 7				
												273	A	St. Bonaventure	3 4				
LAST 10 GAMES																			
				245	A	Marist	5 0	125	A	Syracuse	2 6								
				245	A	Marist	5 7	273	A	St. Bonaventure	2 7								
				212	A	Quinnipiac	2 10	273	A	St. Bonaventure	3 4								
				212	A	Quinnipiac	2 6	122	N	Towson	2 3								
				125	A	Syracuse	4 10	122	N	Towson	0 11								

Non-Div. I Games:

Canisius

Average RPI Win: 188		WON-LOST RECORD		WINNING PCT. RANK		LAST 10 GAMES		STRENGTH OF SCHEDULE		OPP. STRENGTH OF SCHEDULE		TEAM RPI		ADJ RPI		CONF. RPI		ADJ CONF. RPI	
DIV. I ONLY		2-30-1		.07576 294		1-9-0		83		262		267		.39183 267		21		21	
DIV. I NON-CONF.		1-20-1		.06818 289		0-0-0		116		261		270		.38607 269		21		21	
TOTALS		RPI 1-25		RPI 26-50		W-L RECORDS		RPI 51-100		RPI 101-150		RPI 150+							
2-30-1		0-0-0		0-0-0		OVERALL		0-6-0		0-9-0		2-15-1							
0-6-0		0-0-0		0-0-0		HOME		0-0-0		0-6-0		0-0-0							
1-11-0		0-0-0		0-0-0		AWAY		0-2-0		0-0-0		1-9-0							
1-13-1		0-0-0		0-0-0		NEUTRAL		0-4-0		0-3-0		1-6-1							
1-20-1		0-0-0		0-0-0		NON-CONFERENCE		0-6-0		0-3-0		1-11-1							
0-0-0		0-0-0		0-0-0		HOME		0-0-0		0-0-0		0-0-0							
0-7-0		0-0-0		0-0-		AWAY		0-2-0		0-0-0		0-5-0							
1-13-1		0-0-0		0-0-0		NEUTRAL		0-4-0		0-3-0		1-6-1							
1-10-0		0-0-0		0-0-0		CONFERENCE		0-0-0		0-6-0		1-4-0							
0-6-0		0-0-0		0-0-0		HOME		0-0-0		0-6-0		0-0-0							
1-4-0		0-0-0		0-0-0		AWAY		0-0-0		0-0-0		1-4-0							
0-0-0		0-0-0		0-0-0		NEUTRAL		0-0-0		0-0-0		0-0-0							
RPI	S	Opponent	Score	RPI	S	Opponent	Score	RPI	S	Opponent	Score	RPI	S	Opponent	Score				
								65	A	Mercer	1 5	101	N	Radford	0 8				
								75	N	Kansas	3 5	121	N	Nicholls St.	0 6				
								75	N	Kansas	1 4	123	H	Tol edo	1 6				
								82	N	Col . of Charleston	4 5	123	H	Tol edo	1 15				
								96	A	Eastern Ky.	4 13	123	H	Tol edo	5 13				
								96	N	Eastern Ky.	1 7	128	N	Middle Tenn.	0 5				
												133	H	Ball St.	1 9				
												133	H	Ball St.	2 5				
												133	H	Ball St.	5 16				
												152	A	Western Mich.	2 5				
												152	A	Western Mich.	5 4				
												152	A	Western Mich.	2 9				
												177	A	Stetson	0 8				
												177	A	Stetson	1 10				
												185	N	Saint Louis	2 12				
												185	N	Saint Louis	7 9				
												196	N	Western Caro.	1 4				
												217	A	UT Martin	2 10				
												217	A	UT Martin	0 5				
												222	N	Northern Ky.	0 8				
												222	N	Northern Ky.	2 6				
												223	N	Fort Wayne	1 0				
												231	N	Drexel	3 11				
												231	N	Drexel	1 1				
												239	A	Buffalo	4 7				
												239	A	Buffalo	1 16				
												271	A	Al abama St.	2 7				
				LAST 10 GAMES															
				152	A	Western Mi ch.	5 4	133	H	Ball St.	5 16								
				152	A	Western Mi ch.	2 5	133	H	Ball St.	1 9								
				152	A	Western Mi ch.	2 9	133	H	Ball St.	2 5								
				239	A	Buffalo	4 7	123	H	Tol edo	1 6								
				239	A	Buffalo	1 16	123	H	Tol edo	5 13								

Non-Div. I Games:

Akron

Average RPI Win: 248		WON-LOST RECORD		WINNING PCT. RANK		LAST 10 GAMES		STRENGTH OF SCHEDULE		OPP. STRENGTH OF SCHEDULE		TEAM RPI		ADJ RPI		CONF. RPI		ADJ CONF. RPI	
DIV. I ONLY		9-20-0		.31034 245		3-7-0		268		270		271		.38796 268		31		31	
DIV. I NON-CONF.		4-13-0		.23529 260		1-1-0		215		249		258		.40646 257		32		32	
TOTALS		RPI 1-25		RPI 26-50		W-L RECORDS		RPI 51-100		RPI 101-150		RPI 150+							
9-20-0		0-0-0		0-0-0		OVERALL		0-1-0		0-3-0		9-16-0							
3-5-0		0-0-0		0-0-0		HOME		0-0-0		0-0-0		3-5-0							
3-12-0		0-0-0		0-0-0		AWAY		0-0-0		0-2-0		3-10-0							
3-3-0		0-0-0		0-0-0		NEUTRAL		0-1-0		0-1-0		3-1-0							
4-13-0		0-0-0		0-0-0		NON-CONFERENCE		0-1-0		0-3-0		4-9-0							
0-0-0		0-0-0		0-0-0		HOME		0-0-0		0-0-0		0-0-0							
2-10-0		0-0-0		0-0-		AWAY		0-0-0		0-2-0		2-8-0							
2-3-0		0-0-0		0-0-0		NEUTRAL		0-1-0		0-1-0		2-1-0							
5-7-0		0-0-0		0-0-0		CONFERENCE		0-0-0		0-0-0		5-7-0							
3-5-0		0-0-0		0-0-0		HOME		0-0-0		0-0-0		3-5-0							
1-2-0		0-0-0		0-0-0		AWAY		0-0-0		0-0-0		1-2-0							
1-0-0		0-0-0		0-0-0		NEUTRAL		0-0-0		0-0-0		1-0-0							
RPI	S	Opponent	Score	RPI	S	Opponent	Score	RPI	S	Opponent	Score	RPI	S	Opponent	Score				
								96	N	Eastern Ky.	0 3	139	A	Elon	4 5				
												139	A	Elon	4 5				
												142	N	Valparaiso	0 3				
												158	A	Charleston So.	4 8				
												158	A	Charleston So.	0 8				
												162	A	Campbell	2 1				
												162	A	Campbell	0 11				
												163	A	Gardner-Webb	5 17				
												163	A	Gardner-Webb	2 10				
												163	A	Gardner-Webb	3 5				
												163	A	Gardner-Webb	7 5				
												196	A	Western Caro.	0 5				
												196	A	Western Caro.	4 6				
												205	H	Florida A&M	1 4				
												205	H	Florida A&M	3 5				
												205	H	Florida A&M	6 10				
												219	A	Bethune-Cookman	2 8				
												219	A	Bethune-Cookman	6 4				
												219	A	Bethune-Cookman	3 4				
												245	N	Marist	1 2				
												245	N	Marist	4 1				
												281	H	Savannah St.	3 4				
												281	H	Savannah St.	8 0				
												281	H	Savannah St.	0 1				
												289	N	Southern U.	3 0				
												291	H	Howard	4 1				
												291	H	Howard	8 0				
												293	N	UMES	4 0				
				LAST 10 GAMES															
				219	A	Bethune-Cookman	3 4	281	H	Savannah St.	8 0								
				219	A	Bethune-Cookman	6 4	281	H	Savannah St.	3 4								
				219	A	Bethune-Cookman	2 8	281	H	Savannah St.	0 1								
				162	A	Campbell	2 1	205	H	Florida A&M	3 5								
				162	A	Campbell	0 11	205	H	Florida A&M	6 10								

Non-Div. I Games:

N. C. Central

Average RPI Win: 268		WON-LOST	WINNING	LAST 10	STRENGTH OF		OPP. STRENGTH	TEAM	ADJ		CONF.	ADJ CONF.
Average RPI Loss: 158		RECORD	PCT. RANK	GAMES	SCHEDULE		OF SCHEDULE	RPI	RPI		RPI	RPI
DIV. I ONLY		11-19-0	.36667	220	3-7-0		283	240	269		.38779	269
DIV. I NON-CONF.		10-17-0	.37037	202	2-5-0		281	248	265		.39776	263
TOTALS		RPI 1-25	RPI 26-50		W-L RECORDS		RPI 51-100		RPI 101-150		RPI 150+	
11-19-0		0-1-0	0-1-0		OVERALL		0-4-0		0-2-0		11-11-0	
5-5-0		0-0-0	0-0-0		HOME		0-0-0		0-0-0		5-5-0	
2-5-0		0-0-0	0-0-0		AWAY		0-4-0		0-1-0		2-0-0	
4-9-0		0-1-0	0-1-0		NEUTRAL		0-0-0		0-1-0		4-6-0	
10-17-0		0-1-0	0-1-0		NON-CONFERENCE		0-4-0		0-2-0		10-9-0	
4-3-0		0-0-0	0-0-0		HOME		0-0-0		0-0-0		4-3-0	
2-5-0		0-0-0	0-0-0		AWAY		0-4-0		0-1-0		2-0-0	
4-9-0		0-1-0	0-1-0		NEUTRAL		0-0-0		0-1-0		4-6-0	
1-2-0		0-0-0	0-0-0		CONFERENCE		0-0-0		0-0-0		1-2-0	
1-2-0		0-0-0	0-0-0		HOME		0-0-0		0-0-0		1-2-0	
0-0-0		0-0-0	0-0-0		AWAY		0-0-0		0-0-0		0-0-0	
0-0-0		0-0-0	0-0-0		NEUTRAL		0-0-0		0-0-0		0-0-0	
RPI S	Opponent	Score	RPI S	Opponent	Score	RPI S	Opponent	Score	RPI S	Opponent	Score	
10 N	Tennessee	0 12	35 N	California	1 10	81 A	Fresno St.	0 9	118 A	Belmont	0 1	
						81 A	Fresno St.	1 6	137 N	Maryland	4 5	
						87 A	Hawaii	5 6	164 N	UC Santa Barbara	4 7	
						87 A	Hawaii	4 5	184 H	Bowling Green	3 10	
									187 N	Monmouth	1 5	
									202 N	North Dakota	0 2	
									202 N	North Dakota	1 0	
									202 N	North Dakota	1 2	
									202 N	North Dakota	3 4	
									223 N	Fort Wayne	1 3	
									240 H	Green Bay	2 7	
									240 H	Green Bay	3 2	
									240 H	Green Bay	6 7	
									260 H	Niagara	3 2	
									260 H	Niagara	4 10	
									260 H	Niagara	0 9	
									266 H	Canisius	6 3	
									266 H	Canisius	2 1	
									272 H	Robert Morris	9 8	
									279 A	N. C. A&T	7 2	
									282 A	Tennessee St.	3 2	
									291 N	Howard	4 3	
									293 N	UMES	12 1	
									293 N	UMES	2 0	
LAST 10 GAMES						87 A	Hawaii	4 5				
						202 N	North Dakota	1 0				
						137 N	Maryland	4 5				
						202 N	North Dakota	1 2				
						87 A	Hawaii	5 6				
						240 H	Green Bay	6 7				
						240 H	Green Bay	3 2				
						240 H	Green Bay	2 7				
						260 H	Niagara	3 2				
						260 H	Niagara	0 9				

Non-Div. I Games:

Cleveland and St.

Average RPI Win:		220	WON-LOST RECORD		WINNING PCT. RANK		LAST 10 GAMES		STRENGTH OF SCHEDULE		OPP. STRENGTH OF SCHEDULE		TEAM RPI	ADJ RPI		CONF. RPI	ADJ CONF. RPI				
DIV. I ONLY			6-27-0		.18182 280		2-8-0		204		221		268	.38714 270		21	21				
DIV. I NON-CONF.			4-19-0		.17391 269		0-1-0		226		217		271	.38375 270		21	21				
TOTALS		RPI 1-25		RPI 26-50				W-L RECORDS		RPI 51-100				RPI 101-150				RPI 150+			
6-27-0		0-0-0		0-2-0				OVERALL		0-5-0				1-6-0				5-14-0			
2-4-0		0-0-0		0-0-0				HOME		0-3-0				0-0-0				2-1-0			
0-6-0		0-0-0		0-2-0				AWAY		0-0-0				0-1-0				0-3-0			
4-17-0		0-0-0		0-0-0				NEUTRAL		0-2-0				1-5-0				3-10-0			
4-19-0		0-0-0		0-2-0				NON-CONFERENCE		0-2-0				1-5-0				3-10-0			
0-0-0		0-0-0		0-0-0				HOME		0-0-0				0-0-0				0-0-0			
0-2-0		0-0-0		0-0-				AWAY		0-0-0				0-0-0				0-0-0			
4-17-0		0-0-0		0-0-0				NEUTRAL		0-2-0				1-5-0				3-10-0			
2-8-0		0-0-0		0-0-0				CONFERENCE		0-3-0				0-1-0				2-4-0			
2-4-0		0-0-0		0-0-0				HOME		0-3-0				0-0-0				2-1-0			
0-4-0		0-0-0		0-0-0				AWAY		0-0-0				0-1-0				0-3-0			
0-0-0		0-0-0		0-0-0				NEUTRAL		0-0-0				0-0-0				0-0-0			
RPI	S	Opponent		Score		RPI	S	Opponent		Score		RPI	S	Opponent		Score					
				36	A	Notre Dame		1	6	63	N	Ga. Southern		0	5	102	N	Bradley		5	19
				42	A	Louisville		6	10	68	N	Massachusetts		3	5	102	N	Bradley		3	7
										74	H	Ohio		0	8	123	A	Tol edo		2	5
										74	H	Ohio		3	4	128	N	Middle Tenn.		5	7
										74	H	Ohio		1	6	131	N	SIUE		0	8
																143	N	Albany (NY)		1	9
																144	N	Central Ark.		6	3
																181	N	Incarnate Word		3	5
																182	N	LIU Brookl yn		6	7
																187	N	Monmouth		5	6
																189	N	South Dakota		0	6
																201	H	Mi ami (OH)		6	4
																201	H	Mi ami (OH)		8	2
																201	H	Mi ami (OH)		2	6
																218	N	UMKC		0	12
																221	N	Virgini a		0	6
																222	N	Northern Ky.		9	10
																226	N	Manhattan		4	2
																227	N	Tennessee Tech		4	5
																239	A	Buffal o		1	9
																239	A	Buffal o		0	8
																239	A	Buffal o		4	6
																245	N	Mari st		2	6
																247	N	George Mason		1	2
																271	N	Al abama St.		4	1
																278	N	Rhode Isl and		4	3
LAST 10 GAMES																					
				201	H	Mi ami (OH)		8	2	74	H	Ohio		1	6						
				201	H	Mi ami (OH)		2	6	74	H	Ohio		0	8						
				201	H	Mi ami (OH)		6	4	36	A	Notre Dame		1	6						
				123	A	Tol edo		2	5	239	A	Buffal o		0	8						
				74	H	Ohi o		3	4	239	A	Buffal o		4	6						

Non-Div. I Games:

Eastern Mich.

E  
a  
s  
t  
e  
r  
n  
M  
i  
c  
h  
.



Average RPI Win: 266		WON-LOST	WINNING	LAST 10	STRENGTH OF		OPP. STRENGTH	TEAM	ADJ		CONF.	ADJ CONF.
Average RPI Loss: 178		RECORD	PCT. RANK	GAMES	SCHEDULE		OF SCHEDULE	RPI	RPI		RPI	RPI
DIV. I ONLY		14-22-0	.38889	201	286		257	273	.3806		271	32
DIV. I NON-CONF.		8-19-0	.2963	237	282		233	275	.37558		277	31
TOTALS		RPI 1-25	RPI 26-50		W-L RECORDS		RPI 51-100		RPI 101-150		RPI 150+	
14-22-0		0-2-0	0-0-0		OVERALL		0-2-0		0-3-0		14-15-0	
7-6-0		0-1-0	0-0-0		HOME		0-0-0		0-1-0		7-4-0	
2-6-0		0-1-0	0-0-0		AWAY		0-0-0		0-1-0		2-4-0	
5-10-0		0-0-0	0-0-0		NEUTRAL		0-2-0		0-1-0		5-7-0	
8-19-0		0-2-0	0-0-0		NON-CONFERENCE		0-2-0		0-3-0		8-12-0	
3-4-0		0-1-0	0-0-0		HOME		0-0-0		0-1-0		3-2-0	
0-5-0		0-1-0	0-0-		AWAY		0-0-0		0-1-0		0-3-0	
5-10-0		0-0-0	0-0-0		NEUTRAL		0-2-0		0-1-0		5-7-0	
6-3-0		0-0-0	0-0-0		CONFERENCE		0-0-0		0-0-0		6-3-0	
4-2-0		0-0-0	0-0-0		HOME		0-0-0		0-0-0		4-2-0	
2-1-0		0-0-0	0-0-0		AWAY		0-0-0		0-0-0		2-1-0	
0-0-0		0-0-0	0-0-0		NEUTRAL		0-0-0		0-0-0		0-0-0	
RPI S	Opponent	Score	RPI S	Opponent	Score	RPI S	Opponent	Score	RPI S	Opponent	Score	
14 A	Auburn	0 22				61 N	Eastern Ill.	0 11	114 A	Troy	0 7	
19 H	Mississippi St.	0 11				73 N	Southeast Mo. St.	1 14	127 H	Jacksonville St.	1 17	
									131 N	SIUE	5 14	
									152 N	Western Mich.	0 6	
									168 A	Southern Miss.	0 8	
									181 N	Incarnate Word	2 3	
									190 N	Western Ill.	0 3	
									193 N	Villanova	3 5	
									214 H	Appalachian St.	10 4	
									214 H	Appalachian St.	1 6	
									217 N	UT Martin	2 5	
									223 H	Fort Wayne	9 4	
									225 A	Samford	0 9	
									225 A	Samford	6 10	
									239 N	Buffalo	1 3	
									244 A	Prairie View	17 8	
									244 A	Prairie View	6 5	
									244 A	Prairie View	6 11	
									265 N	La Salle	6 2	
									267 H	Akron	7 2	
									270 N	Eastern Mich.	1 4	
									276 H	Mississippi Val.	8 0	
									276 H	Mississippi Val.	9 4	
									276 H	Mississippi Val.	10 5	
									277 H	Holy Cross	2 4	
									281 N	Savannah St.	8 4	
									282 N	Tennessee St.	5 4	
									289 H	Southern U.	6 2	
									289 H	Southern U.	4 7	
									289 H	Southern U.	10 12	
									293 N	UMES	13 4	
									296 N	South Carolina St.	11 1	
			LAST 10 GAMES									
			276 H	Mississippi Val.	8 0	244 A	Prairie View	6 11				
			276 H	Mississippi Val.	9 4	244 A	Prairie View	17 8				
			276 H	Mississippi Val.	10 5	14 A	Auburn	0 22				
			19 H	Mississippi St.	0 11	289 H	Southern U.	4 7				
			244 A	Prairie View	6 5	289 H	Southern U.	6 2				

Non-Div. I Games:

Al abama St.

Average RPI Win:		235	WON-LOST RECORD		WINNING PCT. RANK		LAST 10 GAMES		STRENGTH OF SCHEDULE		OPP. STRENGTH OF SCHEDULE		TEAM RPI		ADJ RPI		CONF. RPI		ADJ CONF. RPI		
DIV. I ONLY			8-22-0		.26667		263	2-8-0		263		249		272	.37942		272	25		25	
DIV. I NON-CONF.			7-21-0		.25		252	1-7-0		266		253		272	.37812		273	24		24	
TOTALS		RPI 1-25		RPI 26-50		W-L RECORDS		RPI 51-100		RPI 101-150		RPI 150+									
8-22-0		0-0-0		0-2-0		OVERALL		0-1-0		0-3-0		8-16-0									
0-0-0		0-0-0		0-0-0		HOME		0-0-0		0-0-0		0-0-0									
2-7-0		0-0-0		0-0-0		AWAY		0-1-0		0-0-0		2-5-0									
6-15-0		0-0-0		0-2-0		NEUTRAL		0-0-0		0-3-0		6-10-0									
7-21-0		0-0-0		0-2-0		NON-CONFERENCE		0-1-0		0-3-0		7-15-0									
0-0-0		0-0-0		0-0-0		HOME		0-0-0		0-0-0		0-0-0									
1-6-0		0-0-0		0-0-		AWAY		0-1-0		0-0-0		1-5-0									
6-15-0		0-0-0		0-2-0		NEUTRAL		0-0-0		0-3-0		6-10-0									
1-1-0		0-0-0		0-0-0		CONFERENCE		0-0-0		0-0-0		1-1-0									
0-0-0		0-0-0		0-0-0		HOME		0-0-0		0-0-0		0-0-0									
1-1-0		0-0-0		0-0-0		AWAY		0-0-0		0-0-0		1-1-0									
0-0-0		0-0-0		0-0-0		NEUTRAL		0-0-0		0-0-0		0-0-0									
RPI	S	Opponent	Score	RPI	S	Opponent	Score	RPI	S	Opponent	Score	RPI	S	Opponent	Score						
				28	N	Michigan	0 14	100	A	Coastal Caro.	0 14	115	N	Fordham	6 9						
				36	N	Notre Dame	0 10					133	N	Ball St.	0 8						
												134	N	UConn	0 1						
												166	N	Maine	7 4						
												169	N	Kent St.	3 2						
												177	A	Stetson	0 2						
												177	A	Stetson	4 5						
												179	N	Saint Joseph's	0 1						
												184	N	Bowling Green	1 8						
												188	N	Delaware	10 12						
												201	A	Miami (OH)	1 16						
												206	N	Dayton	1 10						
												206	N	Dayton	1 2						
												222	N	Northern Ky.	5 6						
												223	N	Fort Wayne	1 10						
												230	A	Penn St.	5 0						
												230	A	Penn St.	7 9						
												238	A	Mt. St. Mary's	5 2						
												238	A	Mt. St. Mary's	1 3						
												242	N	Penn	4 3						
												243	N	Iona	3 4						
												256	N	Delaware St.	6 4						
												260	N	Niagara	0 3						
												266	N	Cani sius	3 4						
												269	A	Cleveland St.	8 9						
												283	N	Rider	13 4						
												294	N	Lafayette	4 0						
				LAST 10 GAMES																	
				238	A	Mt. St. Mary's	5 2	28	N	Michigan	0 14										
				238	A	Mt. St. Mary's	1 3	223	N	Fort Wayne	1 10										
				230	A	Penn St.	7 9	201	A	Miami (OH)	1 16										
				230	A	Penn St.	5 0	206	N	Dayton	1 2										
				206	N	Dayton	1 10	179	N	Saint Joseph's	0 1										

**Non-Div. I Games:**

Robert Morris

Average RPI Win:		255	WON-LOST RECORD		WINNING PCT. RANK		LAST 10 GAMES		STRENGTH OF SCHEDULE		OPP. STRENGTH OF SCHEDULE		TEAM RPI		ADJ RPI		CONF. RPI		ADJ CONF. RPI	
DIV. I ONLY			8-19-0		.2963 253		3-7-0		257		283		270		.37644 273		24		24	
DIV. I NON-CONF.			7-11-0		.38889 191		2-0-0		283		291		269		.37962 272		25		25	
TOTALS		RPI 1-25		RPI 26-50		W-L RECORDS		RPI 51-100		RPI 101-150		RPI 150+								
8-19-0		0-0-0		0-0-0		OVERALL		0-0-0		0-3-0		8-16-0								
2-3-0		0-0-0		0-0-0		HOME		0-0-0		0-0-0		2-3-0								
4-9-0		0-0-0		0-0-0		AWAY		0-0-0		0-2-0		4-7-0								
2-7-0		0-0-0		0-0-0		NEUTRAL		0-0-0		0-1-0		2-6-0								
7-11-0		0-0-0		0-0-0		NON-CONFERENCE		0-0-0		0-3-0		7-8-0								
2-0-0		0-0-0		0-0-0		HOME		0-0-0		0-0-0		2-0-0								
3-7-0		0-0-0		0-0-		AWAY		0-0-0		0-2-0		3-5-0								
2-4-0		0-0-0		0-0-0		NEUTRAL		0-0-0		0-1-0		2-3-0								
1-8-0		0-0-0		0-0-0		CONFERENCE		0-0-0		0-0-0		1-8-0								
0-3-0		0-0-0		0-0-0		HOME		0-0-0		0-0-0		0-3-0								
1-2-0		0-0-0		0-0-0		AWAY		0-0-0		0-0-0		1-2-0								
0-3-0		0-0-0		0-0-0		NEUTRAL		0-0-0		0-0-0		0-3-0								
RPI	S	Opponent	Score	RPI	S	Opponent	Score	RPI	S	Opponent	Score	RPI	S	Opponent	Score					
												118	A	Belmont	0					
												118	A	Belmont	0					
												133	N	Ball St.	0					
												158	A	Charleston So.	0					
												158	A	Charleston So.	1					
												158	A	Charleston So.	1					
												176	A	George Washington	2					
												176	A	George Washington	8					
												176	A	George Washington	2					
												185	N	Saint Louis	0					
												185	N	Saint Louis	1					
												206	H	Dayton	4					
												206	H	Dayton	5					
												206	H	Dayton	0					
												225	N	Samford	8					
												247	N	George Mason	1					
												248	A	Morgan St.	0					
												248	A	Morgan St.	10					
												266	H	Canisius	7					
												266	H	Canisius	4					
												282	A	Tennessee St.	5					
												283	N	Rider	4					
												286	A	Coppin St.	17					
												286	A	Coppin St.	0					
												287	N	Hartford	8					
												287	N	Hartford	3					
												294	N	Lafayette	9					
				LAST 10 GAMES																
				185	N	Saint Louis	1	266	H	Canisius	7	2								
				185	N	Saint Louis	0	266	H	Canisius	4	3								
				206	H	Dayton	5	176	A	George Washington	8	7								
				206	H	Dayton	4	176	A	George Washington	2	16								
				206	H	Dayton	0	176	A	George Washington	2	8								

Non-Div. I Games:

St. Bonaventure

A  
l  
c  
o  
r  
n

Average RPI Win:		245	WON-LOST RECORD		WINNING PCT. RANK		LAST 10 GAMES		STRENGTH OF SCHEDULE		OPP. STRENGTH OF SCHEDULE		TEAM RPI	ADJ RPI		CONF. RPI	ADJ CONF. RPI
DIV. I ONLY			7-23-0		.23333	274	4-6-0		250		275		274	.37397	275	26	27
DIV. I NON-CONF.			5-19-0		.20833	265	2-2-0		238		279		274	.37776	274	27	27
TOTALS		RPI 1-25		RPI 26-50		W-L RECORDS		RPI 51-100		RPI 101-150		RPI 150+					
7-23-0		0-1-0		0-0-0		OVERALL		0-2-0		1-2-0		6-18-0					
4-8-0		0-0-0		0-0-0		HOME		0-0-0		0-0-0		4-8-0					
3-5-0		0-1-0		0-0-0		AWAY		0-0-0		1-0-0		2-4-0					
0-10-0		0-0-0		0-0-0		NEUTRAL		0-2-0		0-2-0		0-6-0					
5-19-0		0-1-0		0-0-0		NON-CONFERENCE		0-2-0		1-2-0		4-14-0					
3-6-0		0-0-0		0-0-0		HOME		0-0-0		0-0-0		3-6-0					
2-3-0		0-1-0		0-0-		AWAY		0-0-0		1-0-0		1-2-0					
0-10-0		0-0-0		0-0-0		NEUTRAL		0-2-0		0-2-0		0-6-0					
2-4-0		0-0-0		0-0-0		CONFERENCE		0-0-0		0-0-0		2-4-0					
1-2-0		0-0-0		0-0-0		HOME		0-0-0		0-0-0		1-2-0					
1-2-0		0-0-0		0-0-0		AWAY		0-0-0		0-0-0		1-2-0					
0-0-0		0-0-0		0-0-0		NEUTRAL		0-0-0		0-0-0		0-0-0					
RPI	S	Opponent		Score		RPI	S	Opponent		Score		RPI	S	Opponent		Score	
24	A	Louisiana		4	7							113	A	East Carolina		6	5
								66 N Memphis		0	6	122	N	Towson		2	4
								98 N North Florida		0	1	122	N	Towson		2	13
												151	N	Southeastern La.		3	4
												151	N	Southeastern La.		1	9
												169	H	Kent St.		3	11
												179	N	Saint Joseph's		6	10
												179	N	Saint Joseph's		2	7
												183	H	Sacred Heart		6	9
												195	A	Georgetown		2	7
												218	H	UMKC		3	12
												221	N	Virginia		2	12
												224	H	UMass Lowell		2	4
												224	H	UMass Lowell		6	1
												224	H	UMass Lowell		2	7
												231	H	Drexel		8	10
												243	N	Iona		0	6
												248	A	Morgan St.		1	6
												248	A	Morgan St.		7	4
												257	A	Binghamton		0	7
												257	A	Binghamton		3	6
												257	A	Binghamton		8	6
												265	H	La Salle		4	5
												265	H	La Salle		3	7
												283	H	Rider		10	3
												295	H	Saint Peter's		7	3
												295	H	Saint Peter's		9	1
						LAST 10 GAMES											
						257	A	Binghamton		0	7	224	H	UMass Lowell		6	1
						257	A	Binghamton		8	6	218	H	UMKC		3	12
						257	A	Binghamton		3	6	169	H	Kent St.		3	11
						224	H	UMass Lowell		2	7	283	H	Rider		10	3
						224	H	UMass Lowell		2	4	295	H	Saint Peter's		9	1

Non-Div. I Games:

UMBC

Average RPI Win: 257		WON-LOST	WINNING	LAST 10	STRENGTH OF		OPP. STRENGTH	TEAM	ADJ		CONF.	ADJ CONF.		
Average RPI Loss: 159		RECORD	PCT. RANK	GAMES	SCHEDULE		OF SCHEDULE	RPI	RPI		RPI	RPI		
DIV. I ONLY		5-25-0	.16667	282	0-9-0		238	246	277	.37333	276	32	32	
DIV. I NON-CONF.		2-19-0	.09524	283	0-3-0		107	156	253	.40743	254	31	31	
TOTALS		RPI 1-25	RPI 26-50		W-L RECORDS		RPI 51-100		RPI 101-150		RPI 150+			
5-25-0		0-4-0	0-0-0		OVERALL		0-3-0		1-4-0		4-14-0			
2-3-0		0-0-0	0-0-0		HOME		0-0-0		0-0-0		2-3-0			
1-12-0		0-2-0	0-0-0		AWAY		0-1-0		0-2-0		1-7-0			
2-10-0		0-2-0	0-0-0		NEUTRAL		0-2-0		1-2-0		1-4-0			
2-19-0		0-4-0	0-0-0		NON-CONFERENCE		0-3-0		1-4-0		1-8-0			
0-3-0		0-0-0	0-0-0		HOME		0-0-0		0-0-0		0-3-0			
0-6-0		0-2-0	0-0-		AWAY		0-1-0		0-2-0		0-1-0			
2-10-0		0-2-0	0-0-0		NEUTRAL		0-2-0		1-2-0		1-4-0			
3-6-0		0-0-0	0-0-0		CONFERENCE		0-0-0		0-0-0		3-6-0			
2-0-0		0-0-0	0-0-0		HOME		0-0-0		0-0-0		2-0-0			
1-6-0		0-0-0	0-0-0		AWAY		0-0-0		0-0-0		1-6-0			
0-0-0		0-0-0	0-0-0		NEUTRAL		0-0-0		0-0-0		0-0-0			
RPI	S	Opponent	Score		RPI	S	Opponent	Score		RPI	S	Opponent	Score	
15	N	Bayl or	1	14						121	A	Nicholl s St.	2	10
18	N	Al abama	0	11						121	A	Nicholl s St.	1	7
19	A	Mi ssi ssi ppi St.	0	10						130	N	SFA	0	8
19	A	Mi ssi ssi ppi St.	0	8						130	N	SFA	6	5
										149	N	Indi ana St.	1	9
										167	H	North Texas	4	7
										167	H	North Texas	0	9
										167	H	North Texas	0	11
										168	A	Southern Mi ss.	2	9
										184	N	Bowling Green	1	6
										210	N	Omaha	1	2
										250	N	A&M-Corpus Christi	2	3
										250	N	A&M-Corpus Christi	2	5
										263	A	Ark. -Pine Bluff	1	4
										263	A	Ark. -Pine Bluff	2	7
										263	A	Ark. -Pine Bluff	5	8
										271	A	Al abama St.	5	10
										271	A	Al abama St.	4	9
										271	A	Al abama St.	0	8
										282	N	Tennessee St.	2	1
										289	A	Southern U.	6	2
										292	H	Grambl ing	7	2
										292	H	Grambl ing	6	5
LAST 10 GAMES														
					167	H	North Texas	4	7	271	A	Al abama St.	5	10
					167	H	North Texas	0	9	263	A	Ark. -Pi ne Bl uff	1	4
					167	H	North Texas	0	11	263	A	Ark. -Pi ne Bl uff	2	7
					271	A	Al abama St.	0	8	263	A	Ark. -Pi ne Bl uff	5	8
					271	A	Al abama St.	4	9	292	H	Grambl ing	7	2

Non-Div. I Games: Miles 9 3 Jarvis Christian 7 6

Average RPI Win: 235		WON-LOST	WINNING	LAST 10	STRENGTH OF		OPP. STRENGTH	TEAM	ADJ	CONF.	ADJ CONF.
Average RPI Loss: 203		RECORD	PCT. RANK	GAMES	SCHEDULE		OF SCHEDULE	RPI	RPI	RPI	RPI
DIV. I ONLY		7-20-0	.25926	267	2-8-0		266	278	276	.37102	277
DIV. I NON-CONF.		5-16-0	.2381	257	0-4-0		235	283	268	.38679	268
TOTALS		RPI 1-25	RPI 26-50		W-L RECORDS		RPI 51-100		RPI 101-150		RPI 150+
7-20-0	0-0-0	0-0-0		OVERALL		0-0-0		1-2-0		6-18-0	
0-1-0	0-0-0	0-0-0		HOME		0-0-0		0-0-0		0-1-0	
4-11-0	0-0-0	0-0-0		AWAY		0-0-0		1-0-0		3-11-0	
3-8-0	0-0-0	0-0-0		NEUTRAL		0-0-0		0-2-0		3-6-0	
5-16-0	0-0-0	0-0-0		NON-CONFERENCE		0-0-0		1-2-0		4-14-0	
0-1-0	0-0-0	0-0-0		HOME		0-0-0		0-0-0		0-1-0	
2-7-0	0-0-0	0-0-0		AWAY		0-0-0		1-0-0		1-7-0	
3-8-0	0-0-0	0-0-0		NEUTRAL		0-0-0		0-2-0		3-6-0	
2-4-0	0-0-0	0-0-0		CONFERENCE		0-0-0		0-0-0		2-4-0	
0-0-0	0-0-0	0-0-0		HOME		0-0-0		0-0-0		0-0-0	
2-4-0	0-0-0	0-0-0		AWAY		0-0-0		0-0-0		2-4-0	
0-0-0	0-0-0	0-0-0		NEUTRAL		0-0-0		0-0-0		0-0-0	
RPI	S	Opponent	Score	RPI	S	Opponent	Score	RPI	S	Opponent	Score
								115	A	Fordham	7 6
								121	N	Nicholls St.	3 4
								128	N	Middle Tenn.	2 4
								161	A	Bucknell	2 14
								161	A	Bucknell	1 6
								161	A	Bucknell	0 8
								177	A	Stetson	4 5
								177	A	Stetson	3 4
								177	A	Stetson	1 9
								203	N	Seton Hall	4 7
								214	N	Appalachian St.	4 5
								217	N	UT Martin	0 4
								217	N	UT Martin	1 5
								217	N	UT Martin	3 1
								219	A	Bethune-Cookman	1 2
								219	A	Bethune-Cookman	7 8
								224	N	UMass Lowell	0 6
								226	N	Manhattan	2 13
								226	N	Manhattan	4 1
								229	N	Detroit Mercy	6 4
								245	A	Marist	2 7
								245	A	Marist	0 8
								271	A	Alabama St.	4 2
								278	H	Rhode Island	1 4
								294	A	Lafayette	12 3
								294	A	Lafayette	8 0
								294	A	Lafayette	4 13
LAST 10 GAMES											
				278	H	Rhode Island	1 4	245	A	Marist	2 7
				161	A	Bucknell	2 14	294	A	Lafayette	12 3
				161	A	Bucknell	1 6	294	A	Lafayette	4 13
				161	A	Bucknell	0 8	294	A	Lafayette	8 0
				245	A	Marist	0 8	203	N	Seton Hall	4 7

Non-Div. I Games:

Holy Cross

Average RPI Win:		248	WON-LOST RECORD		WINNING PCT. RANK		LAST 10 GAMES		STRENGTH OF SCHEDULE		OPP. STRENGTH OF SCHEDULE		TEAM RPI		ADJ RPI		CONF. RPI		ADJ CONF. RPI	
DIV. I ONLY			8-21-0		.27586 261		6-3-0		277		260		278		.36729 278		24		24	
DIV. I NON-CONF.			5-18-0		.21739 261		3-0-0		275		260		287		.35749 286		25		25	
TOTALS		RPI 1-25		RPI 26-50		W-L RECORDS		RPI 51-100		RPI 101-150		RPI 150+								
8-21-0		0-0-0		0-0-0		OVERALL		0-0-0		0-6-0		8-15-0								
1-0-0		0-0-0		0-0-0		HOME		0-0-0		0-0-0		1-0-0								
6-9-0		0-0-0		0-0-0		AWAY		0-0-0		0-3-0		6-6-0								
1-12-0		0-0-0		0-0-0		NEUTRAL		0-0-0		0-3-0		1-9-0								
5-18-0		0-0-0		0-0-0		NON-CONFERENCE		0-0-0		0-6-0		5-12-0								
0-0-0		0-0-0		0-0-0		HOME		0-0-0		0-0-0		0-0-0								
4-6-0		0-0-0		0-0-		AWAY		0-0-0		0-3-0		4-3-0								
1-12-0		0-0-0		0-0-0		NEUTRAL		0-0-0		0-3-0		1-9-0								
3-3-0		0-0-0		0-0-0		CONFERENCE		0-0-0		0-0-0		3-3-0								
1-0-0		0-0-0		0-0-0		HOME		0-0-0		0-0-0		1-0-0								
2-3-0		0-0-0		0-0-0		AWAY		0-0-0		0-0-0		2-3-0								
0-0-0		0-0-0		0-0-0		NEUTRAL		0-0-0		0-0-0		0-0-0								
RPI	S	Opponent	Score	RPI	S	Opponent	Score	RPI	S	Opponent	Score	RPI	S	Opponent	Score					
										118	A Belmont	0		5						
										128	A Middle Tenn.	1		10						
										128	N Middle Tenn.	0		6						
										133	N Ball St.	3		11						
										139	A Elon	2		6						
										143	N Albany (NY)	4		5						
										167	N North Texas	5		7						
										176	H George Washington	6		5						
										184	N Bowling Green	1		9						
										197	N Ill. -Chicago	0		8						
										197	N Ill. -Chicago	0		5						
										199	N Oakland	2		10						
										209	A Murray St.	0		2						
										225	N Samford	2		5						
										226	N Manhattan	3		6						
										227	A Tennessee Tech	7		8						
										227	A Tennessee Tech	1		2						
										235	A Providence	5		3						
										238	N Mt. St. Mary's	3		2						
										245	N Marist	3		5						
										247	A George Mason	6		4						
										247	A George Mason	6		4						
										247	A George Mason	2		5						
										265	A La Salle	3		4						
										265	A La Salle	1		2						
										270	N Eastern Mich.	3		4						
										277	A Holy Cross	4		1						
										282	A Tennessee St.	3		1						
										282	A Tennessee St.	6		2						
LAST 10 GAMES				247 A George Mason 6 4				247 A George Mason 2 5				235 A Providence 5 3								
176 H George Washington 6 5				247 A George Mason 2 5				235 A Providence 5 3				282 A Tennessee St. 6 2								
277 A Holy Cross 4 1				235 A Providence 5 3				282 A Tennessee St. 6 2				225 N Samford 2 5								
265 A La Salle 3 4				282 A Tennessee St. 6 2				225 N Samford 2 5												
265 A La Salle 1 2																				
247 A George Mason 6 4																				

**Non-Div. I Games:**

Rhode Island



Average RPI Win:		269	WON-LOST RECORD		WINNING PCT. RANK		LAST 10 GAMES		STRENGTH OF SCHEDULE		OPP. STRENGTH OF SCHEDULE		TEAM RPI		ADJ RPI		CONF. RPI		ADJ CONF. RPI										
DIV. I ONLY			7-27-0		.20588 277		4-6-0		248		282		280		.36676 279		31		31										
DIV. I NON-CONF.			0-20-0		0 290		0-1-0		71		262		273		.38167 271		32		32										
TOTALS		RPI 1-25		RPI 26-50		W-L RECORDS				RPI 51-100		RPI 101-150				RPI 150+													
7-27-0		0-0-0		0-2-0		OVERALL				0-2-0		0-5-0				7-18-0													
6-10-0		0-0-0		0-1-0		HOME				0-0-0		0-1-0				6-8-0													
1-7-0		0-0-0		0-1-0		AWAY				0-0-0		0-0-0				1-2-0													
0-10-0		0-0-0		0-0-0		NEUTRAL				0-2-0		0-2-0				0-6-0													
0-20-0		0-0-0		0-2-0		NON-CONFERENCE				0-2-0		0-5-0				0-11-0													
0-5-0		0-0-0		0-1-0		HOME				0-0-0		0-1-0				0-3-0													
0-5-0		0-0-0		0-0-		AWAY				0-0-0		0-2-0				0-2-0													
0-10-0		0-0-0		0-0-0		NEUTRAL				0-2-0		0-2-0				0-6-0													
7-7-0		0-0-0		0-0-0		CONFERENCE				0-0-0		0-0-0				7-7-0													
6-5-0		0-0-0		0-0-0		HOME				0-0-0		0-0-0				6-5-0													
1-2-0		0-0-0		0-0-0		AWAY				0-0-0		0-0-0				1-2-0													
0-0-0		0-0-0		0-0-0		NEUTRAL				0-0-0		0-0-0				0-0-0													
RPI	S	Opponent		Score		RPI	S	Opponent		Score		RPI	S	Opponent		Score		RPI	S	Opponent		Score							
				38	H	Liberty		2	12	92	N	UNI		0	9	118	A	Belmont		0	5								
				40	A	UNCG		1	10	92	N	UNI		1	4	118	A	Belmont		1	9								
																								122	N	Towson		3	19
																								122	N	Towson		4	6
																								139	H	Elon		2	7
																								158	A	Charleston So.		0	6
																								163	H	Gardner-Webb		0	9
																								163	H	Gardner-Webb		4	15
																								175	N	Butler		3	7
																								178	A	UNCW		0	4
																								183	N	Sacred Heart		0	13
																								183	N	Sacred Heart		1	2
																								202	N	North Dakota		3	11
																								205	A	Florida A&M		6	2
																								205	A	Florida A&M		2	4
																								205	A	Florida A&M		2	9
																								219	H	Bethune-Cookman		6	5
																								219	H	Bethune-Cookman		2	4
																								219	H	Bethune-Cookman		3	4
																								249	N	Youngstown St.		5	11
																								249	N	Youngstown St.		2	10
																								269	H	Cleveland St.		2	7
																								284	H	Norfolk St.		7	2
																								284	H	Norfolk St.		6	13
																								291	H	Howard		4	11
																								291	H	Howard		5	1
																								293	H	UMES		6	5
																								296	H	South Carolina St.		2	1
																								296	H	South Carolina St.		7	6
																								296	H	South Carolina St.		1	3
LAST 10 GAMES																													
																								205	A	Florida A&M		2	4
																								205	A	Florida A&M		2	9
																								205	A	Florida A&M		6	2
																								219	H	Bethune-Cookman		3	4
																								219	H	Bethune-Cookman		2	4
																								219	H	Bethune-Cookman		6	5
																								139	H	Elon		2	7
																								296	H	South Carolina St.		1	3
																								296	H	South Carolina St.		2	1
																								296	H	South Carolina St.		7	6
																								296	H	South Carolina St.		1	3

Non-Div. I Games:

N. C. A&amp;T

Average RPI Win: 172		WON-LOST	WINNING	LAST 10	STRENGTH OF		OPP. STRENGTH	TEAM	ADJ		CONF.	ADJ CONF.						
Average RPI Loss: 158		RECORD	PCT. RANK	GAMES	SCHEDULE		OF SCHEDULE	RPI	RPI		RPI	RPI						
DIV. I ONLY		5-28-0	.15152	285	3-7-0		253	208	282	.3613	280	23	23					
DIV. I NON-CONF.		3-24-0	.11111	280	1-3-0		272	214	290	.33982	291	23	23					
TOTALS		RPI 1-25	RPI 26-50		W-L RECORDS		RPI 51-100		RPI 101-150		RPI 150+							
5-28-0		0-0-0	0-0-0		OVERALL		0-9-0		1-6-0		4-13-0							
3-3-0		0-0-0	0-0-0		HOME		0-0-0		1-2-0		2-1-0							
1-16-0		0-0-0	0-0-0		AWAY		0-8-0		0-3-0		1-2-0							
1-9-0		0-0-0	0-0-0		NEUTRAL		0-0-0		0-1-0		1-8-0							
3-24-0		0-0-0	0-0-0		NON-CONFERENCE		0-6-0		1-6-0		2-12-0							
1-2-0		0-0-0	0-0-0		HOME		0-0-0		1-2-0		0-0-0							
1-13-0		0-0-0	0-0-		AWAY		0-6-0		0-3-0		1-4-0							
1-9-0		0-0-0	0-0-0		NEUTRAL		0-0-0		0-1-0		1-8-0							
2-4-0		0-0-0	0-0-0		CONFERENCE		0-3-0		0-0-0		2-1-0							
2-1-0		0-0-0	0-0-0		HOME		0-0-0		0-0-0		2-1-0							
0-3-0		0-0-0	0-0-0		AWAY		0-3-0		0-0-0		0-0-0							
0-0-0		0-0-0	0-0-0		NEUTRAL		0-0-0		0-0-0		0-0-0							
RPI	S	Opponent	Score	RPI	S	Opponent	Score	RPI	S	Opponent	Score	RPI	S	Opponent	Score			
								81	A	Fresno St.	0	8		136	A	San Di ego	2	4
								83	A	Cal St. Fullerton	0	9		136	A	San Di ego	5	7
								83	A	Cal St. Fullerton	0	3		136	A	San Di ego	2	10
								86	A	Stanford	1	17		136	H	San Di ego	5	7
								86	A	Stanford	3	8		136	H	San Di ego	2	1
								86	A	Stanford	0	8		136	H	San Di ego	2	3
								97	A	New Mexico St.	0	8		141	N	UC Davi s	3	7
								97	A	New Mexico St.	0	5		157	H	Grand Canyon	3	2
								97	A	New Mexico St.	2	4		157	H	Grand Canyon	3	7
														157	H	Grand Canyon	3	2
														162	N	Campbel l	4	7
														162	N	Campbel l	3	5
														164	A	UC Santa Barbara	10	6
														164	A	UC Santa Barbara	0	8
														213	N	Paci fic	3	8
														213	N	Paci fic	0	6
														246	A	Sai nt Mary' s (CA)	2	6
														246	A	Sai nt Mary' s (CA)	1	4
														246	A	Sai nt Mary' s (CA)	4	5
														246	N	Sai nt Mary' s (CA)	3	4
														246	N	Sai nt Mary' s (CA)	6	5
														246	N	Sai nt Mary' s (CA)	3	7
														252	N	Wagner	4	5
														252	N	Wagner	2	3
LAST 10 GAMES																		

Non-Div. I Games:

CSU Bakersfield

Average RPI Win: 252		WON-LOST	WINNING	LAST 10	STRENGTH OF		OPP. STRENGTH	TEAM	ADJ	CONF.	ADJ CONF.
Average RPI Loss: 222		RECORD	PCT. RANK	GAMES	SCHEDULE		OF SCHEDULE	RPI	RPI	RPI	RPI
DIV. I ONLY		8-16-0	.33333	231	4-6-0		281	290	283	.36122	281
DIV. I NON-CONF.		1-10-0	.09091	285	0-2-0		265	267	292	.33716	292
TOTALS		RPI 1-25	RPI 26-50		W-L RECORDS		RPI 51-100		RPI 101-150		RPI 150+
8-16-0		0-0-0	0-0-0		OVERALL		0-0-0		1-1-0		7-15-0
5-6-0		0-0-0	0-0-0		HOME		0-0-0		1-0-0		4-6-0
3-5-0		0-0-0	0-0-0		AWAY		0-0-0		0-0-0		3-2-0
0-5-0		0-0-0	0-0-0		NEUTRAL		0-0-0		0-1-0		0-4-0
1-10-0		0-0-0	0-0-0		NON-CONFERENCE		0-0-0		1-1-0		0-9-0
1-4-0		0-0-0	0-0-0		HOME		0-0-0		1-0-0		0-4-0
0-2-0		0-0-0	0-0-		AWAY		0-0-0		0-0-0		0-2-0
0-4-0		0-0-0	0-0-0		NEUTRAL		0-0-0		0-1-0		0-3-0
7-6-0		0-0-0	0-0-0		CONFERENCE		0-0-0		0-0-0		7-6-0
4-2-0		0-0-0	0-0-0		HOME		0-0-0		0-0-0		4-2-0
3-3-0		0-0-0	0-0-0		AWAY		0-0-0		0-0-0		3-3-0
0-1-0		0-0-0	0-0-0		NEUTRAL		0-0-0		0-0-0		0-1-0
RPI	S	Opponent	Score	RPI	S	Opponent	Score	RPI	S	Opponent	Score
								101	H	Radford	3 1
								107	N	Duke	1 5
								158	A	Charleston So.	0 8
								158	H	Charleston So.	8 9
								158	H	Charleston So.	1 5
								173	N	Purdue	1 11
								219	A	Bethune-Cookman	4 1
								219	A	Bethune-Cookman	0 5
								219	A	Bethune-Cookman	7 8
								232	N	Lehigh	1 7
								238	H	Mt. St. Mary's	3 5
								238	H	Mt. St. Mary's	3 12
								248	N	Morgan St.	4 12
								268	A	N. C. Central	0 8
								268	A	N. C. Central	4 3
								268	A	N. C. Central	1 0
								271	N	Alabama St.	4 8
								284	H	Norfolk St.	7 1
								284	H	Norfolk St.	9 10
								284	H	Norfolk St.	6 4
								289	A	Southern U.	7 10
								293	H	UMES	8 0
								293	H	UMES	5 7
								296	H	South Carolina St.	12 0
				LAST 10 GAMES							
				158	H	Charleston So.	1 5	219	A	Bethune-Cookman	4 1
				158	H	Charleston So.	8 9	219	A	Bethune-Cookman	0 5
				268	A	N. C. Central	0 8	219	A	Bethune-Cookman	7 8
				268	A	N. C. Central	4 3	293	H	UMES	5 7
				268	A	N. C. Central	1 0	293	H	UMES	8 0

Non-Div. I Games:

Savannah St.

Average RPI Win: 226		WON-LOST RECORD		WINNING PCT. RANK		LAST 10 GAMES		STRENGTH OF SCHEDULE		OPP. STRENGTH OF SCHEDULE		TEAM RPI		ADJ RPI		CONF. RPI		ADJ CONF. RPI					
DIV. I ONLY		3-36-0		.07692 293		0-10-0		176		253		279		.35923 282		16		16					
DIV. I NON-CONF.		3-26-0		.10345 282		0-2-0		223		270		286		.35407 287		16		16					
TOTALS		RPI 1-25		RPI 26-50		W-L RECORDS		RPI 51-100		RPI 101-150		RPI 150+											
3-36-0		0-1-0		0-0-0		OVERALL		0-3-0		0-16-0		3-16-0											
0-13-0		0-0-0		0-0-0		HOME		0-3-0		0-3-0		0-7-0											
0-12-0		0-1-0		0-0-0		AWAY		0-0-0		0-6-0		0-5-0											
3-11-0		0-0-0		0-0-0		NEUTRAL		0-0-0		0-7-0		3-4-0											
3-26-0		0-1-0		0-0-0		NON-CONFERENCE		0-1-0		0-10-0		3-14-0											
0-9-0		0-0-0		0-0-0		HOME		0-1-0		0-1-0		0-7-0											
0-6-0		0-1-0		0-0-		AWAY		0-0-0		0-2-0		0-3-0											
3-11-0		0-0-0		0-0-0		NEUTRAL		0-0-0		0-7-0		3-4-0											
0-10-0		0-0-0		0-0-0		CONFERENCE		0-2-0		0-6-0		0-2-0											
0-4-0		0-0-0		0-0-0		HOME		0-2-0		0-2-0		0-0-0											
0-6-0		0-0-0		0-0-0		AWAY		0-0-0		0-4-0		0-2-0											
0-0-0		0-0-0		0-0-0		NEUTRAL		0-0-0		0-0-0		0-0-0											
RPI	S	Opponent		Score		RPI	S	Opponent		Score		RPI	S	Opponent		Score							
10	A	Tennessee		0 3																			
								61 H Eastern Ill.		1 5				111 A Morehead St.		1 2							
								61 H Eastern Ill.		1 6				111 A Morehead St.		0 6							
								66 H Memphi s		1 6				114 A Troy		1 9							
														127 A Jacksonville St.		2 5							
														127 A Jacksonville St.		2 7							
														128 A Middle Tenn.		1 7							
														131 H SIUE		0 9							
														131 H SIUE		1 7							
														133 H Ball St.		4 14							
														142 N Valparai so		0 9							
														142 N Valparai so		1 3							
														146 N Western Ky.		4 16							
														146 N Western Ky.		0 10							
														149 N Indiana St.		1 14							
														149 N Indiana St.		7 8							
														149 N Indiana St.		0 14							
														175 N Butler		0 8							
														177 A Stetson		0 10							
														177 A Stetson		1 13							
														180 A Chattanooga		1 2							
														184 N Bowling Green		5 0							
														202 H North Dakota		5 9							
														219 N Bethune-Cookman		3 12							
														223 H Fort Wayne		2 3							
														225 H Samford		6 11							
														227 A Tennessee Tech		1 3							
														227 A Tennessee Tech		0 8							
														231 N Drexel		7 5							
														262 N Cornell		9 0							
														269 H Cleveland St.		2 3							
														271 N Alabama St.		4 5							
														273 H St. Bonaventure		0 5							
														276 N Mississippi Val.		1 2							
														278 H Rhode Isl and		1 3							
LAST 10 GAMES																							
127 A Jacksonville St.						2 7						111 A Morehead St.						1 2					
127 A Jacksonville St.						2 5						111 A Morehead St.						0 6					
227 A Tennessee Tech						0 8						128 A Middle Tenn.						1 7					
227 A Tennessee Tech						1 3						61 H Eastern Ill.						1 6					
10 A Tennessee						0 3						61 H Eastern Ill.						1 5					

Non-Div. I Games:

Tennessee St.

Tennessee St.

Rider

Average RPI Win:		274	WON-LOST RECORD		WINNING PCT. RANK		LAST 10 GAMES		STRENGTH OF SCHEDULE		OPP. STRENGTH OF SCHEDULE		TEAM RPI		ADJ RPI		CONF. RPI		ADJ CONF. RPI	
DIV. I ONLY			8-20-0		.28571 258		5-5-0		273		287		281		.35916 283		30		30	
DIV. I NON-CONF.			7-14-0		.33333 216		4-0-0		277		293		276		.37044 278		30		30	
TOTALS		RPI 1-25		RPI 26-50		W-L RECORDS		RPI 51-100		RPI 101-150		RPI 150+								
8-20-0		0-0-0		0-0-0		OVERALL		0-1-0		0-2-0		8-17-0								
3-1-0		0-0-0		0-0-0		HOME		0-0-0		0-0-0		3-1-0								
3-8-0		0-0-0		0-0-0		AWAY		0-1-0		0-0-0		3-7-0								
2-11-0		0-0-0		0-0-0		NEUTRAL		0-0-0		0-2-0		2-9-0								
7-14-0		0-0-0		0-0-0		NON-CONFERENCE		0-1-0		0-2-0		7-11-0								
2-0-0		0-0-0		0-0-0		HOME		0-0-0		0-0-0		2-0-0								
3-4-0		0-0-0		0-0-		AWAY		0-1-0		0-0-0		3-3-0								
2-10-0		0-0-0		0-0-0		NEUTRAL		0-0-0		0-2-0		2-8-0								
1-6-0		0-0-0		0-0-0		CONFERENCE		0-0-0		0-0-0		1-6-0								
1-1-0		0-0-0		0-0-0		HOME		0-0-0		0-0-0		1-1-0								
0-4-0		0-0-0		0-0-0		AWAY		0-0-0		0-0-0		0-4-0								
0-1-0		0-0-0		0-0-0		NEUTRAL		0-0-0		0-0-0		0-1-0								
RPI	S	Opponent	Score	RPI	S	Opponent	Score	RPI	S	Opponent	Score	RPI	S	Opponent	Score					
								100	A	Coastal Caro.	1 2	109	N	Southern Ill.	0 10					
												134	N	UConn	0 3					
												152	N	Western Mich.	1 3					
												169	N	Kent St.	9 10					
												177	A	Stetson	5 6					
												177	A	Stetson	1 5					
												180	N	Chattanooga	11 12					
												187	A	Monmouth	0 3					
												187	A	Monmouth	4 7					
												208	N	Central Conn. St.	2 3					
												212	H	Quinnipiac	10 0					
												212	H	Quinnipiac	1 6					
												222	N	Northern Ky.	3 5					
												243	A	Iona	2 4					
												243	A	Iona	1 2					
												257	N	Binghamton	6 3					
												257	N	Binghamton	5 6					
												272	N	Robert Morris	4 13					
												273	N	St. Bonaventure	5 4					
												275	A	UMBC	3 10					
												286	A	Coppin St.	24 3					
												286	H	Coppin St.	11 3					
												286	H	Coppin St.	7 3					
												294	A	Lafayette	6 2					
												294	A	Lafayette	7 4					
												294	N	Lafayette	6 7					
												295	N	Saint Peter's	6 7					
				LAST 10 GAMES																
				243	A	Iona	1 2	286	H	Coppin St.	11 3									
				243	A	Iona	2 4	212	H	Quinnipiac	1 6									
				187	A	Monmouth	0 3	212	H	Quinnipiac	10 0									
				187	A	Monmouth	4 7	294	A	Lafayette	6 2									
				286	H	Coppin St.	7 3	294	A	Lafayette	7 4									

Non-Div. I Games:

Rider

Average RPI Win: 280		WON-LOST	WINNING	LAST 10	STRENGTH OF		OPP. STRENGTH	TEAM	ADJ	CONF.	ADJ CONF.
Average RPI Loss: 207		RECORD	PCT. RANK	GAMES	SCHEDULE		OF SCHEDULE	RPI	RPI	RPI	RPI
DIV. I ONLY		14-22-0	.38889	201	4-6-0		290	294	286	.35591	284
DIV. I NON-CONF.		1-12-0	.07692	288	0-0-0		182	208	280	.3775	275
TOTALS		RPI 1-25	RPI 26-50		W-L RECORDS		RPI 51-100		RPI 101-150		RPI 150+
14-22-0	0-0-0	0-0-0		OVERALL		0-3-0		0-1-0		14-18-0	
4-9-0	0-0-0	0-0-0		HOME		0-0-0		0-0-0		4-9-0	
6-7-0	0-0-0	0-0-0		AWAY		0-1-0		0-0-0		6-6-0	
4-6-0	0-0-0	0-0-0		NEUTRAL		0-2-0		0-1-0		4-3-0	
1-12-0	0-0-0	0-0-0		NON-CONFERENCE		0-3-0		0-1-0		1-8-0	
0-4-0	0-0-0	0-0-0		HOME		0-0-0		0-0-0		0-4-0	
0-2-0	0-0-0	0-0-		AWAY		0-1-0		0-0-0		0-1-0	
1-6-0	0-0-0	0-0-0		NEUTRAL		0-2-0		0-1-0		1-3-0	
13-10-0	0-0-0	0-0-0		CONFERENCE		0-0-0		0-0-0		13-10-0	
4-5-0	0-0-0	0-0-0		HOME		0-0-0		0-0-0		4-5-0	
6-5-0	0-0-0	0-0-0		AWAY		0-0-0		0-0-0		6-5-0	
3-0-0	0-0-0	0-0-0		NEUTRAL		0-0-0		0-0-0		3-0-0	
RPI S	Opponent	Score	RPI S	Opponent	Score	RPI S	Opponent	Score	RPI S	Opponent	Score
						62 N	Furman	0 7	111 N	Morehead St.	2 8
						82 A	Col. of Charleston	3 8	158 N	Charleston So.	2 6
						96 N	Eastern Ky.	3 13	158 N	Charleston So.	4 3
									171 A	Winthrop	3 4
									171 N	Winthrop	1 6
									183 N	Sacred Heart	1 3
									214 H	Appalachian St.	0 9
									214 H	Appalachian St.	1 5
									214 H	Appalachian St.	1 7
									214 H	Appalachian St.	3 6
									248 H	Morgan St.	2 8
									248 H	Morgan St.	0 4
									248 H	Morgan St.	4 6
									256 A	Delaware St.	10 7
									256 A	Delaware St.	0 8
									256 A	Delaware St.	1 3
									279 A	N.C. A&T	2 7
									279 A	N.C. A&T	13 6
									281 A	Savannah St.	10 9
									281 A	Savannah St.	1 7
									281 A	Savannah St.	4 6
									286 H	Coppin St.	1 6
									286 H	Coppin St.	5 4
									286 H	Coppin St.	3 5
									293 A	UMES	2 1
									293 A	UMES	6 4
									293 A	UMES	7 0
									296 H	South Carolina St.	11 2
									296 H	South Carolina St.	15 1
									296 H	South Carolina St.	5 0
									296 N	South Carolina St.	10 1
									296 N	South Carolina St.	10 2
									296 N	South Carolina St.	6 2
LAST 10 GAMES			LAST 10 GAMES			LAST 10 GAMES			LAST 10 GAMES		
			248 H	Morgan St.	4 6				293 A	UMES	6 4
			248 H	Morgan St.	2 8				256 A	Delaware St.	10 7
			248 H	Morgan St.	0 4				256 A	Delaware St.	1 3
			293 A	UMES	2 1				256 A	Delaware St.	0 8
			293 A	UMES	7 0				286 H	Coppin St.	1 6

Non-Div. I Games: Davis & Elkins 1 3 Davis & Elkins 12 1

Norfolk St.

Average RPI Win:		283	WON-LOST RECORD		WINNING PCT. RANK		LAST 10 GAMES		STRENGTH OF SCHEDULE		OPP. STRENGTH OF SCHEDULE		TEAM RPI		ADJ RPI		CONF. RPI		ADJ CONF. RPI	
DIV. I ONLY			9-11-0		.45 171		6-4-0		294		264		284		.35201 285		32		32	
DIV. I NON-CONF.			2-8-0		.2 266		0-3-0		267		257		285		.35849 284		31		31	
TOTALS		RPI 1-25		RPI 26-50		W-L RECORDS		RPI 51-100		RPI 101-150		RPI 150+								
9-11-0		0-0-0		0-0-0		OVERALL		0-2-0		0-2-0		9-7-0								
1-3-0		0-0-0		0-0-0		HOME		0-1-0		0-0-0		1-2-0								
6-6-0		0-0-0		0-0-0		AWAY		0-1-0		0-2-0		6-2-0								
2-2-0		0-0-0		0-0-0		NEUTRAL		0-0-0		0-0-0		2-2-0								
2-8-0		0-0-0		0-0-0		NON-CONFERENCE		0-2-0		0-2-0		2-4-0								
0-1-0		0-0-0		0-0-0		HOME		0-1-0		0-0-0		0-0-0								
0-5-0		0-0-0		0-0-		AWAY		0-1-0		0-2-0		0-2-0								
2-2-0		0-0-0		0-0-0		NEUTRAL		0-0-0		0-0-0		2-2-0								
7-3-0		0-0-0		0-0-0		CONFERENCE		0-0-0		0-0-0		7-3-0								
1-2-0		0-0-0		0-0-0		HOME		0-0-0		0-0-0		1-2-0								
6-1-0		0-0-0		0-0-0		AWAY		0-0-0		0-0-0		6-1-0								
0-0-0		0-0-0		0-0-0		NEUTRAL		0-0-0		0-0-0		0-0-0								
RPI	S	Opponent		Score		RPI	S	Opponent		Score		RPI	S	Opponent		Score				
								72	H	Austin Peay	3	5	128	A	Middle Tenn.	3	11			
								89	A	Lamar University	9	10	147	A	UAB	1	10			
													186	N	Loyola Chicago	0	8			
													186	N	Loyola Chicago	1	9			
													225	A	Samford	3	6			
													225	A	Samford	1	9			
													244	H	Prairie View	0	12			
													244	H	Prairie View	8	5			
													244	H	Prairie View	1	11			
													257	N	Binghamton	4	0			
													263	A	Ark. -Pine Bluff	0	1			
													290	A	Jackson St.	6	0			
													290	A	Jackson St.	10	5			
													290	A	Jackson St.	5	3			
													292	A	Grambling	20	2			
													292	A	Grambling	12	0			
													292	A	Grambling	16	5			
													296	N	South Carolina St.	4	0			
LAST 10 GAMES																				
						290	A	Jackson St.	6	0	292	A	Grambling	12	0					
						290	A	Jackson St.	5	3	292	A	Grambling	20	2					
						290	A	Jackson St.	10	5	225	A	Samford	3	6					
						147	A	UAB	1	10	225	A	Samford	1	9					
						292	A	Grambling	16	5	244	H	Prairie View	0	12					
Non-Div. I Games:		Robert Morris (IL)		11	1	Edward Waters		8	3	Drury		1	4	Edward Waters		10	5			
		Robert Morris (IL)		7	1	Edward Waters		7	1	Edward Waters		8	3	Alabama A&M						



Average RPI Win:	282	WON-LOST RECORD	WINNING PCT. RANK	LAST 10 GAMES	STRENGTH OF SCHEDULE	OPP. STRENGTH OF SCHEDULE	TEAM RPI	ADJ RPI	CONF. RPI	ADJ CONF. RPI		
DIV. I ONLY		10-15-0	.4	191	5-5-0	291	289	285	.35092	286	31	31
DIV. I NON-CONF.		3-11-0	.21429	262	0-2-0	279	285	289	.34645	289	32	32
<hr/>												
TOTALS	RPI 1-25	RPI 26-50		W-L RECORDS		RPI 51-100		RPI 101-150		RPI 150+		
10-15-0	0-0-0	0-0-0		OVERALL		0-1-0		0-5-0		10-9-0		
7-6-0	0-0-0	0-0-0		HOME		0-0-0		0-2-0		7-4-0		
3-6-0	0-0-0	0-0-0		AWAY		0-0-0		0-1-0		3-5-0		
0-3-0	0-0-0	0-0-0		NEUTRAL		0-1-0		0-2-0		0-0-0		
3-11-0	0-0-0	0-0-0		NON-CONFERENCE		0-1-0		0-5-0		3-5-0		
3-5-0	0-0-0	0-0-0		HOME		0-0-0		0-2-0		3-3-0		
0-3-0	0-0-0	0-0-		AWAY		0-0-0		0-1-0		0-2-0		
0-3-0	0-0-0	0-0-0		NEUTRAL		0-1-0		0-2-0		0-0-0		
7-4-0	0-0-0	0-0-0		CONFERENCE		0-0-0		0-0-0		7-4-0		
4-1-0	0-0-0	0-0-0		HOME		0-0-0		0-0-0		4-1-0		
3-3-0	0-0-0	0-0-0		AWAY		0-0-0		0-0-0		3-3-0		
0-0-0	0-0-0	0-0-0		NEUTRAL		0-0-0		0-0-0		0-0-0		
RPI	S	Opponent	Score	RPI	S	Opponent	Score	RPI	S	Opponent	Score	
				75 N Kansas 2 10				119 N La. -Monroe 7 16				
								130 N SFA 2 3				
								143 H Albany (NY) 1 13				
								143 H Albany (NY) 6 8				
								144 A Central Ark. 1 2				
								210 H Omaha 5 10				
								256 A Delaware St. 4 3				
								256 A Delaware St. 5 6				
								256 A Delaware St. 3 11				
								261 H Fairleigh Dickinson 7 6				
								273 H St. Bonaventure 1 17				
								273 H St. Bonaventure 9 0				
								283 A Rider 3 7				
								283 A Rider 3 11				
								283 H Rider 3 24				
								284 A Norfolk St. 6 1				
								284 A Norfolk St. 5 3				
								284 A Norfolk St. 4 5				
								291 H Howard 6 16				
								291 H Howard 7 3				
				293 H UMES 6 1								
				293 H UMES 12 7								
				293 H UMES 3 1								
				295 H Saint Peter's 12 10								
LAST 10 GAMES												
291 H Howard 6 16				256 A Delaware St. 4 3								
291 H Howard 7 3				256 A Delaware St. 5 6								
283 A Rider 3 11				293 H UMES 3 1								
283 A Rider 3 7				293 H UMES 12 7								
256 A Delaware St. 3 11				293 H UMES 6 1								

Non-Div. I Games:

Coppin St.

Average RPI Win: 281		WON-LOST RECORD		WINNING PCT. RANK		LAST 10 GAMES		STRENGTH OF SCHEDULE		OPP. STRENGTH OF SCHEDULE		TEAM RPI		ADJ RPI		CONF. RPI		ADJ CONF. RPI	
DIV. I ONLY		6-17-0		.26087 266		1-9-0		284		276		287		.34776 287		26		27	
DIV. I NON-CONF.		6-11-0		.35294 208		1-3-0		290		288		284		.36787 283		27		27	
TOTALS		RPI 1-25		RPI 26-50		W-L RECORDS		RPI 51-100		RPI 101-150		RPI 150+							
6-17-0		0-0-0		0-0-0		OVERALL		0-0-0		0-2-0		6-15-0							
1-9-0		0-0-0		0-0-0		HOME		0-0-0		0-2-0		1-7-0							
0-7-0		0-0-0		0-0-0		AWAY		0-0-0		0-0-0		0-7-0							
5-1-0		0-0-0		0-0-0		NEUTRAL		0-0-0		0-0-0		5-1-0							
6-11-0		0-0-0		0-0-0		NON-CONFERENCE		0-0-0		0-2-0		6-9-0							
1-6-0		0-0-0		0-0-0		HOME		0-0-0		0-2-0		1-4-0							
0-4-0		0-0-0		0-0-		AWAY		0-0-0		0-0-0		0-4-0							
5-1-0		0-0-0		0-0-0		NEUTRAL		0-0-0		0-0-0		5-1-0							
0-6-0		0-0-0		0-0-0		CONFERENCE		0-0-0		0-0-0		0-6-0							
0-3-0		0-0-0		0-0-0		HOME		0-0-0		0-0-0		0-3-0							
0-3-0		0-0-0		0-0-0		AWAY		0-0-0		0-0-0		0-3-0							
0-0-0		0-0-0		0-0-0		NEUTRAL		0-0-0		0-0-0		0-0-0							
RPI	S	Opponent	Score	RPI	S	Opponent	Score	RPI	S	Opponent	Score	RPI	S	Opponent	Score				
										117	H	Boston U.	5	10					
										117	H	Boston U.	6	8					
										158	A	Charleston So.	5	6					
										158	A	Charleston So.	2	6					
										166	H	Maine	2	5					
										166	H	Maine	2	6					
										166	H	Maine	0	2					
										198	H	Bryant	2	4					
										198	H	Bryant	7	8					
										224	A	UMass Lowell	5	14					
										224	A	UMass Lowell	1	11					
										224	A	UMass Lowell	1	9					
										226	A	Manhattan	0	11					
										226	A	Manhattan	5	6					
										243	H	Iona	5	8					
										247	N	George Mason	0	13					
										261	N	Fairleigh Dickinson	6	5					
										273	N	St. Bonaventure	9	8					
										273	N	St. Bonaventure	4	3					
										288	H	Brown	10	9					
										288	H	Brown	0	1					
										294	N	Lafayette	11	3					
										295	N	Saint Peter's	8	5					
				LAST 10 GAMES															
				224	A	UMass Lowell	1	11	166	H	Maine	0	2						
				224	A	UMass Lowell	5	14	288	H	Brown	0	1						
				224	A	UMass Lowell	1	9	288	H	Brown	10	9						
				166	H	Maine	2	6	198	H	Bryant	2	4						
				166	H	Maine	2	5	198	H	Bryant	7	8						

Non-Div. I Games:

Hartford

Average RPI Win: 250		WON-LOST RECORD		WINNING PCT. RANK		LAST 10 GAMES		STRENGTH OF SCHEDULE		OPP. STRENGTH OF SCHEDULE		TEAM RPI		ADJ RPI		CONF. RPI		ADJ CONF. RPI	
DIV. I ONLY		8-17-0		.32	244	3-7-0		288		280		288		.34266	288	29		28	
DIV. I NON-CONF.		6-10-0		.375	198	1-1-0		292		286		279		.36802	282	29		29	
TOTALS		RPI 1-25		RPI 26-50		W-L RECORDS		RPI 51-100		RPI 101-150		RPI 150+							
8-17-0		0-0-0		0-0-0		OVERALL		0-1-0		1-1-0		7-15-0							
2-6-0		0-0-0		0-0-0		HOME		0-0-0		0-0-0		2-6-0							
1-6-0		0-0-0		0-0-0		AWAY		0-1-0		0-0-0		1-5-0							
5-5-0		0-0-0		0-0-0		NEUTRAL		0-0-0		1-1-0		4-4-0							
6-10-0		0-0-0		0-0-0		NON-CONFERENCE		0-1-0		1-1-0		5-8-0							
0-0-0		0-0-0		0-0-0		HOME		0-0-0		0-0-0		0-0-0							
1-5-0		0-0-0		0-0-		AWAY		0-1-0		0-0-0		1-4-0							
5-5-0		0-0-0		0-0-0		NEUTRAL		0-0-0		1-1-0		4-4-0							
2-7-0		0-0-0		0-0-0		CONFERENCE		0-0-0		0-0-0		2-7-0							
2-6-0		0-0-0		0-0-0		HOME		0-0-0		0-0-0		2-6-0							
0-1-0		0-0-0		0-0-0		AWAY		0-0-0		0-0-0		0-1-0							
0-0-0		0-0-0		0-0-0		NEUTRAL		0-0-0		0-0-0		0-0-0							
RPI	S	Opponent		Score		RPI	S	Opponent		Score		RPI	S	Opponent		Score			
								84	A	UC Ri versi de	3	12	149	N	Stony Brook	1	5		
														149	N	Stony Brook	10	2	
														176	A	George Washington	9	14	
														177	A	Stetson	7	13	
														177	A	Stetson	2	3	
														238	N	Mt. St. Mary's	3	6	
														242	H	Penn	2	6	
														242	H	Penn	4	13	
														242	H	Penn	4	0	
														246	N	Saint Mary's (CA)	5	3	
														258	N	Col gate	4	6	
														258	N	Col gate	6	1	
														259	A	Princeton	8	9	
														259	H	Princeton	1	7	
														259	H	Princeton	5	0	
														262	H	Cornell I	4	8	
														262	H	Cornell I	0	1	
														262	H	Cornell I	3	11	
														264	N	Si ena	4	9	
														264	N	Si ena	4	3	
														287	A	Hartford	1	0	
														287	A	Hartford	9	10	
														294	N	Lafayette	4	3	
														294	N	Lafayette	4	13	
						LAST 10 GAMES													
						262	H	Cornell I	0	1	242	H	Penn	2	6				
						262	H	Cornell I	4	8	259	A	Princeton	8	9				
						262	H	Cornell I	3	11	287	A	Hartford	1	0				
						242	H	Penn	4	0	287	A	Hartford	9	10				
						242	H	Penn	4	13	259	H	Princeton	5	0				

Non-Div. I Games:

Brown

Average RPI Win: 276		WON-LOST RECORD	WINNING PCT. RANK		LAST 10 GAMES	STRENGTH OF SCHEDULE	OPP. STRENGTH OF SCHEDULE	TEAM RPI	ADJ RPI		CONF. RPI	ADJ CONF. RPI	
Average RPI Loss: 234													
DIV. I ONLY		8-13-0	.38095	211	4-6-0	293	279	289	.33318	289	32	32	
DIV. I NON-CONF.		3-6-0	.33333	216	0-1-0	295	280	288	.34733	288	31	31	
TOTALS		RPI 1-25		RPI 26-50		W-L RECORDS		RPI 51-100		RPI 101-150		RPI 150+	
8-13-0	0-0-0			0-0-0		OVERALL		0-0-0		0-2-0		8-11-0	
4-6-0	0-0-0			0-0-0		HOME		0-0-0		0-0-0		4-6-0	
2-1-0	0-0-0			0-0-0		AWAY		0-0-0		0-0-0		2-1-0	
2-6-0	0-0-0			0-0-0		NEUTRAL		0-0-0		0-2-0		2-4-0	
3-6-0	0-0-0			0-0-0		NON-CONFERENCE		0-0-0		0-2-0		3-4-0	
1-0-0	0-0-0			0-0-0		HOME		0-0-0		0-0-0		1-0-0	
0-0-0	0-0-0			0-0-		AWAY		0-0-0		0-0-0		0-0-0	
2-6-0	0-0-0			0-0-0		NEUTRAL		0-0-0		0-2-0		2-4-0	
5-7-0	0-0-0			0-0-0		CONFERENCE		0-0-0		0-0-0		5-7-0	
3-6-0	0-0-0			0-0-0		HOME		0-0-0		0-0-0		3-6-0	
2-1-0	0-0-0			0-0-0		AWAY		0-0-0		0-0-0		2-1-0	
0-0-0	0-0-0			0-0-0		NEUTRAL		0-0-0		0-0-0		0-0-0	
RPI	S	Opponent	Score	RPI	S	Opponent	Score	RPI	S	Opponent	Score		
										121 N	Nicholls St.	4 7	
										130 N	SFA	0 7	
										210 N	Omaha	2 4	
										221 N	Virginia	2 14	
										244 H	Prairie View	2 3	
										244 H	Prairie View	7 8	
										250 N	A&M-Corpus Christi	2 10	
										263 H	Ark. -Pine Bluff	8 7	
										263 H	Ark. -Pine Bluff	7 4	
										263 H	Ark. -Pine Bluff	2 3	
										268 N	N.C. Central	0 3	
										271 A	Alabama St.	7 4	
										271 A	Alabama St.	12 10	
										271 A	Alabama St.	2 6	
										274 H	Alcorn	2 16	
										274 H	Alcorn	7 6	
										274 H	Alcorn	4 8	
										276 H	Mississippi Val.	2 6	
										281 H	Savannah St.	10 7	
										291 N	Howard	10 1	
										291 N	Howard	9 5	
LAST 10 GAMES													
						244 H	Prairie View	7 8			263 H	Ark. -Pine Bluff	2 3
						244 H	Prairie View	2 3			274 H	Alcorn	2 16
						121 N	Nicholls St.	4 7			274 H	Alcorn	4 8
						263 H	Ark. -Pine Bluff	8 7			274 H	Alcorn	7 6
						263 H	Ark. -Pine Bluff	7 4			271 A	Alabama St.	7 4
Non-Div. I Games:		Kentucky St.	4 1	Huston-Tillotson		8 0	Texas Col.		9 0	Talladega		0 1	
		Kentucky St.	3 5									Southern U.	




Non-Div. I Games:	Kentucky St.	4	1	Huston-Tillotson	8	0	Texas Col.	9	0	Talladega	0	1
	Kentucky St.	3	5								Southern U.	

Average RPI Win: 277		WON-LOST RECORD		WINNING PCT. RANK		LAST 10 GAMES		STRENGTH OF SCHEDULE		OPP. STRENGTH OF SCHEDULE		TEAM RPI		ADJ RPI		CONF. RPI		ADJ CONF. RPI	
DIV. I ONLY		3-21-0		.125 287		1-9-0		267		292		290		.32365 290		32		32	
DIV. I NON-CONF.		1-11-0		.08333 287		0-2-0		165		268		281		.37016 279		31		31	
TOTALS		RPI 1-25		RPI 26-50		W-L RECORDS		RPI 51-100		RPI 101-150		RPI 150+							
3-21-0		0-0-0		0-0-0		OVERALL		0-2-0		0-6-0		3-13-0							
2-10-0		0-0-0		0-0-0		HOME		0-0-0		0-3-0		2-7-0							
0-7-0		0-0-0		0-0-0		AWAY		0-0-0		0-2-0		0-5-0							
1-4-0		0-0-0		0-0-0		NEUTRAL		0-2-0		0-1-0		1-1-0							
1-11-0		0-0-0		0-0-0		NON-CONFERENCE		0-2-0		0-6-0		1-3-0							
0-3-0		0-0-0		0-0-0		HOME		0-0-0		0-3-0		0-0-0							
0-4-0		0-0-0		0-0-		AWAY		0-0-0		0-2-0		0-2-0							
1-4-0		0-0-0		0-0-0		NEUTRAL		0-2-0		0-1-0		1-1-0							
2-10-0		0-0-0		0-0-0		CONFERENCE		0-0-0		0-0-0		2-10-0							
2-7-0		0-0-0		0-0-0		HOME		0-0-0		0-0-0		2-7-0							
0-3-0		0-0-0		0-0-0		AWAY		0-0-0		0-0-0		0-3-0							
0-0-0		0-0-0		0-0-0		NEUTRAL		0-0-0		0-0-0		0-0-0							
RPI	S	Opponent	Score	RPI	S	Opponent	Score	RPI	S	Opponent	Score	RPI	S	Opponent	Score				
								66	N	Memphi s	0 11	106	A	Northwestern St.	0 9				
								72	N	Austin Peay	2 12	106	A	Northwestern St.	0 9				
												106	H	Northwestern St.	1 13				
												119	H	La. -Monroe	0 8				
												119	H	La. -Monroe	0 11				
												130	N	SFA	4 8				
												192	A	ETSU	0 8				
												192	A	ETSU	1 9				
												255	A	Texas Southern	0 7				
												255	A	Texas Southern	1 5				
												255	A	Texas Southern	0 9				
												263	H	Ark. -Pine Bluff	1 17				
												263	H	Ark. -Pine Bluff	7 6				
												263	H	Ark. -Pine Bluff	10 13				
												274	H	Al corn	6 5				
												274	H	Al corn	5 18				
												274	H	Al corn	1 9				
												285	H	Al abama A&M	5 10				
												285	H	Al abama A&M	3 5				
												285	H	Al abama A&M	0 6				
												295	N	Sai nt Peter' s	10 3				
												295	N	Sai nt Peter' s	2 10				
				LAST 10 GAMES															
Non-Div. I Games:		Huston-Tillotson		3	2	Talladega		4	1	Clark Atlanta		6	5	Texas Col.		13	5		
		Clark Atlanta		11	3	Langston		5	6					Jackson St.					

# Howard

Howard

Howard

 Tie,  Loss,  Non-Conf, S Site, H Home, A Away, N Neutral Page 295

Non-Div. I Games:

Jarvis Christian

9

6

Texas Col.

11

3

Lincoln (MO)

7

3

Grambl i ng

G  
r  
a  
m  
b  
l  
i  
n  
g

G  
r  
a  
m  
b  
l  
i  
n  
g



UMES

Average RPI Win: 291		WON-LOST	WINNING	LAST 10	STRENGTH OF		OPP. STRENGTH	TEAM	ADJ	CONF.	ADJ CONF.
Average RPI Loss: 245		RECORD	PCT. RANK	GAMES	SCHEDULE		OF SCHEDULE	RPI	RPI	RPI	RPI
DIV. I ONLY		3-23-0	.11538	291	3-7-0		289	296	295	.28435	293
DIV. I NON-CONF.		0-8-0	0	290	0-0-0		156	295	291	.34329	290
TOTALS		RPI 1-25	RPI 26-50		W-L RECORDS		RPI 51-100		RPI 101-150		RPI 150+
3-23-0	0-0-0	0-0-0		OVERALL		0-0-0		0-3-0		3-20-0	
0-6-0	0-0-0	0-0-0		HOME		0-0-0		0-0-0		0-6-0	
3-9-0	0-0-0	0-0-0		AWAY		0-0-0		0-2-0		3-5-0	
0-8-0	0-0-0	0-0-0		NEUTRAL		0-0-0		0-1-0		0-7-0	
0-8-0	0-0-0	0-0-0		NON-CONFERENCE		0-0-0		0-3-0		0-5-0	
0-0-0	0-0-0	0-0-0		HOME		0-0-0		0-0-0		0-0-0	
0-2-0	0-0-0	0-0-		AWAY		0-0-0		0-2-0		0-0-0	
0-6-0	0-0-0	0-0-0		NEUTRAL		0-0-0		0-1-0		0-5-0	
3-15-0	0-0-0	0-0-0		CONFERENCE		0-0-0		0-0-0		3-15-0	
0-6-0	0-0-0	0-0-0		HOME		0-0-0		0-0-0		0-6-0	
3-7-0	0-0-0	0-0-0		AWAY		0-0-0		0-0-0		3-7-0	
0-2-0	0-0-0	0-0-0		NEUTRAL		0-0-0		0-0-0		0-2-0	
RPI S	Opponent	Score	RPI S	Opponent	Score	RPI S	Opponent	Score	RPI S	Opponent	Score
									116 N	Rutgers	0 7
									122 A	Towson	1 5
									122 A	Towson	0 10
									202 N	North Dakota	0 13
									202 N	North Dakota	1 9
									237 A	Hampton	5 6
									237 A	Hampton	0 14
									256 H	Delaware St.	10 17
									256 H	Delaware St.	2 8
									256 H	Delaware St.	2 13
									268 N	N.C. Central	0 4
									269 N	Cleveland St.	1 12
									269 N	Cleveland St.	0 2
									271 N	Alabama St.	4 13
									279 A	N.C. A&T	5 6
									281 A	Savannah St.	0 8
									281 A	Savannah St.	7 5
									284 H	Norfolk St.	0 7
									284 H	Norfolk St.	1 2
									284 H	Norfolk St.	4 6
									286 A	Coppin St.	7 12
									286 A	Coppin St.	1 3
									286 A	Coppin St.	1 6
									291 N	Howard	4 17
									296 A	South Carolina St.	15 4
									296 A	South Carolina St.	8 4
LAST 10 GAMES											
						284 H	Norfolk St.	0 7	286 A	Coppin St.	7 12
						284 H	Norfolk St.	1 2	296 A	South Carolina St.	8 4
						284 H	Norfolk St.	4 6	296 A	South Carolina St.	15 4
						286 A	Coppin St.	1 3	281 A	Savannah St.	7 5
						286 A	Coppin St.	1 6	281 A	Savannah St.	0 8

Non-Div. I Games:

UMES

Average RPI Win:		286	WON-LOST RECORD		WINNING PCT. RANK		LAST 10 GAMES		STRENGTH OF SCHEDULE		OPP. STRENGTH OF SCHEDULE		TEAM RPI		ADJ RPI		CONF. RPI		ADJ CONF. RPI	
DIV. I ONLY			4-28-0		.125 287		1-9-0		287		286		293		.27655 294		28		29	
DIV. I NON-CONF.			3-20-0		.13043 276		1-3-0		293		296		294		.28039 295		28		28	
TOTALS		RPI 1-25		RPI 26-50		W-L RECORDS		RPI 51-100		RPI 101-150		RPI 150+								
4-28-0		0-0-0		0-0-0		OVERALL		0-2-0		0-0-0		4-26-0								
1-7-0		0-0-0		0-0-0		HOME		0-0-0		0-0-0		1-7-0								
1-12-0		0-0-0		0-0-0		AWAY		0-2-0		0-0-0		1-10-0								
2-9-0		0-0-0		0-0-0		NEUTRAL		0-0-0		0-0-0		2-9-0								
3-20-0		0-0-0		0-0-0		NON-CONFERENCE		0-2-0		0-0-0		3-18-0								
0-2-0		0-0-0		0-0-0		HOME		0-0-0		0-0-0		0-2-0								
1-9-0		0-0-0		0-0-		AWAY		0-2-0		0-0-0		1-7-0								
2-9-0		0-0-0		0-0-0		NEUTRAL		0-0-0		0-0-0		2-9-0								
1-8-0		0-0-0		0-0-0		CONFERENCE		0-0-0		0-0-0		1-8-0								
1-5-0		0-0-0		0-0-0		HOME		0-0-0		0-0-0		1-5-0								
0-3-0		0-0-0		0-0-0		AWAY		0-0-0		0-0-0		0-3-0								
0-0-0		0-0-0		0-0-0		NEUTRAL		0-0-0		0-0-0		0-0-0								
RPI	S	Opponent	Score	RPI	S	Opponent	Score	RPI	S	Opponent	Score	RPI	S	Opponent	Score					
								100	A	Coastal Caro.	3 10	161	H	Bucknell I	3 6					
								100	A	Coastal Caro.	1 11	161	H	Bucknell I	2 5					
												161	H	Bucknell I	0 2					
												169	N	Kent St.	3 11					
												176	A	George Washington	0 9					
												176	A	George Washington	6 7					
												232	A	Lehi gh	0 4					
												232	A	Lehi gh	1 5					
												232	A	Lehi gh	1 4					
												237	A	Hampton	4 5					
												237	A	Hampton	3 6					
												239	N	Buffalo	2 3					
												242	A	Penn	3 6					
												248	A	Morgan St.	0 5					
												249	N	Youngstown St.	3 4					
												249	N	Youngstown St.	3 11					
												264	N	Siena	6 7					
												272	N	Robert Morris	0 4					
												273	N	St. Bonaventure	1 9					
												277	H	Holy Cross	3 12					
												277	H	Holy Cross	13 4					
												277	H	Holy Cross	0 8					
												283	H	Ri der	2 6					
												283	H	Ri der	4 7					
												283	N	Ri der	7 6					
												287	N	Hartford	3 11					
												288	N	Brown	13 4					
												288	N	Brown	3 4					
												295	A	Saint Peter's	4 7					
												295	A	Saint Peter's	8 5					
LAST 10 GAMES																				

**Non-Div. I Games:**

Lafayette

Average RPI Win:		289	WON-LOST RECORD		WINNING PCT. RANK		LAST 10 GAMES		STRENGTH OF SCHEDULE		OPP. STRENGTH OF SCHEDULE		TEAM RPI		ADJ RPI		CONF. RPI		ADJ CONF. RPI	
DIV. I ONLY			3-21-0		.125 287		1-9-0		292		288		294		.26565 295		30		30	
DIV. I NON-CONF.			2-17-0		.10526 281		1-5-0		296		294		296		.25268 296		30		30	
TOTALS		RPI 1-25		RPI 26-50		W-L RECORDS		RPI 51-100		RPI 101-150		RPI 150+								
3-21-0		0-0-0		0-0-0		OVERALL		0-1-0		0-0-0		3-20-0								
1-3-0		0-0-0		0-0-0		HOME		0-0-0		0-0-0		1-3-0								
0-10-0		0-0-0		0-0-0		AWAY		0-0-0		0-0-0		0-7-0								
2-8-0		0-0-0		0-0-0		NEUTRAL		0-1-0		0-0-0		2-7-0								
2-17-0		0-0-0		0-0-0		NON-CONFERENCE		0-1-0		0-0-0		2-16-0								
1-1-0		0-0-0		0-0-0		HOME		0-0-0		0-0-0		1-1-0								
0-8-0		0-0-0		0-0-		AWAY		0-0-0		0-0-0		0-8-0								
1-8-0		0-0-0		0-0-0		NEUTRAL		0-1-0		0-0-0		1-7-0								
1-4-0		0-0-0		0-0-0		CONFERENCE		0-0-0		0-0-0		1-4-0								
0-2-0		0-0-0		0-0-0		HOME		0-0-0		0-0-0		0-2-0								
0-2-0		0-0-0		0-0-0		AWAY		0-0-0		0-0-0		0-2-0								
1-0-0		0-0-0		0-0-0		NEUTRAL		0-0-0		0-0-0		1-0-0								
RPI	S	Opponent	Score	RPI	S	Opponent	Score	RPI	S	Opponent	Score	RPI	S	Opponent	Score					
								72	N	Austin Peay	0	12	183	N	Sacred Heart	1	5			
								192	A	ETSU	1	9								
								207	H	Fairfield	1	10								
								207	H	Fairfield	0	3								
								215	A	Columbia	0	14								
								231	N	Drexel	0	11								
								243	A	Iona	0	1								
								243	A	Iona	1	8								
								248	A	Morgan St.	1	8								
								257	N	Binghamton	4	28								
								261	A	Fairleigh Dickinson	2	4								
								261	A	Fairleigh Dickinson	1	7								
								265	N	La Salle	2	10								
								265	N	La Salle	1	15								
								275	A	UMBC	1	9								
								275	A	UMBC	3	7								
								283	N	Rider	7	6								
								286	A	Coppin St.	10	12								
								287	N	Hartford	5	8								
								290	N	Jackson St.	10	2								
290	N	Jackson St.	3	10																
294	H	Lafayette	7	4																
294	H	Lafayette	5	8																
LAST 10 GAMES				LAST 10 GAMES																
207 H Fairfield				1	10	294 H Lafayette				7	4									
207 H Fairfield				0	3	294 H Lafayette				5	8									
215 A Columbia				0	14	261 A Fairleigh Dickinson				1	7									
						261 A Fairleigh Dickinson				2	4									
243 A Iona				0	1	257 N Binghamton				4	28									
243 A Iona				1	8															

**Non-Div. I Games:**

Saint Peter's

Average RPI Win: 279		WON-LOST RECORD		WINNING PCT. RANK		LAST 10 GAMES		STRENGTH OF SCHEDULE		OPP. STRENGTH OF SCHEDULE		TEAM RPI		ADJ RPI		CONF. RPI		ADJ CONF. RPI	
DIV. I ONLY		1-19-0		.05 295		1-9-0		295		295		296		.24314 296		31		31	
DIV. I NON-CONF.		0-5-0		0 290		0-2-0		278		292		295		.29454 294		32		32	
TOTALS		RPI 1-25		RPI 26-50		W-L RECORDS		RPI 51-100		RPI 101-150		RPI 150+							
1-19-0		0-0-0		0-0-0		OVERALL		0-0-0		0-0-0		1-19-0							
0-5-0		0-0-0		0-0-0		HOME		0-0-0		0-0-0		0-5-0							
1-9-0		0-0-0		0-0-0		AWAY		0-0-0		0-0-0		1-3-0							
0-5-0		0-0-0		0-0-0		NEUTRAL		0-0-0		0-0-0		0-5-0							
0-5-0		0-0-0		0-0-0		NON-CONFERENCE		0-0-0		0-0-0		0-5-0							
0-3-0		0-0-0		0-0-0		HOME		0-0-0		0-0-0		0-3-0							
0-0-0		0-0-0		0-0-		AWAY		0-0-0		0-0-0		0-0-0							
0-2-0		0-0-0		0-0-0		NEUTRAL		0-0-0		0-0-0		0-2-0							
1-14-0		0-0-0		0-0-0		CONFERENCE		0-0-0		0-0-0		1-14-0							
0-2-0		0-0-0		0-0-0		HOME		0-0-0		0-0-0		0-2-0							
1-9-0		0-0-0		0-0-0		AWAY		0-0-0		0-0-0		1-9-0							
0-3-0		0-0-0		0-0-0		NEUTRAL		0-0-0		0-0-0		0-3-0							
RPI	S	Opponent	Score	RPI	S	Opponent	Score	RPI	S	Opponent	Score	RPI	S	Opponent	Score				
												178	H	UNCW	0	9			
												178	H	UNCW	1	12			
												202	H	North Dakota	0	9			
												205	A	Florida A&M	3	4			
												205	A	Florida A&M	1	8			
												205	A	Florida A&M	4	5			
												271	N	Alabama St.	1	11			
												279	A	N. C. A&T	3	1			
												279	A	N. C. A&T	6	7			
												279	A	N. C. A&T	1	2			
												281	A	Savannah St.	0	12			
												284	A	Norfolk St.	0	5			
												284	A	Norfolk St.	1	15			
												284	A	Norfolk St.	2	11			
												284	N	Norfolk St.	1	10			
												284	N	Norfolk St.	2	10			
												284	N	Norfolk St.	2	6			
												285	N	Alabama A&M	0	4			
												293	H	UMES	4	15			
												293	H	UMES	4	8			
				LAST 10 GAMES															
				205 A Florida A&M				3	4	279 A N. C. A&T				3	1				
				205 A Florida A&M				4	5	279 A N. C. A&T				1	2				
				205 A Florida A&M				1	8	279 A N. C. A&T				6	7				
				178 H UNCW				1	12	293 H UMES				4	8				
				178 H UNCW				0	9	293 H UMES				4	15				

Non-Div. I Games:

South Carolina St.