

Average RPI Win:	53	WON-LOST RECORD	WINNING PCT. RANK	LAST 10 GAMES	STRENGTH OF SCHEDULE	OPP. STRENGTH OF SCHEDULE	TEAM RPI	ADJ RPI	CONF. RPI	ADJ CONF. RPI				
DIV. I ONLY		27-3-0	.9	4	9-1-0	16	1	2	.72324	1	4	4		
DIV. I NON-CONF.		22-2-0	.91667	7	4-0-0	2	1	1	.73945	1	4	4		
<hr/>														
TOTALS	RPI 1-25	RPI 26-50		W-L RECORDS		RPI 51-100		RPI 101-150		RPI 150+				
27-3-0	7-2-0	12-0-0		OVERALL		5-1-0		1-0-0		2-0-0				
4-1-0	0-0-0	0-0-0		HOME		2-1-0		0-0-0		2-0-0				
7-0-0	4-0-0	3-0-0		AWAY		0-0-0		0-0-0		0-0-0				
16-2-0	3-2-0	9-0-0		NEUTRAL		3-0-0		1-0-0		0-0-0				
22-2-0	7-2-0	9-0-0		NON-CONFERENCE		3-0-0		1-0-0		2-0-0				
2-0-0	0-0-0	0-0-0		HOME		0-0-0		0-0-0		2-0-0				
4-0-0	4-0-0	0-0-		AWAY		0-0-0		0-0-0		0-0-0				
16-2-0	3-2-0	9-0-0		NEUTRAL		3-0-0		1-0-0		0-0-0				
5-1-0	0-0-0	3-0-0		CONFERENCE		2-1-0		0-0-0		0-0-0				
2-1-0	0-0-0	0-0-0		HOME		2-1-0		0-0-0		0-0-0				
3-0-0	0-0-0	3-0-0		AWAY		0-0-0		0-0-0		0-0-0				
0-0-0	0-0-0	0-0-0		NEUTRAL		0-0-0		0-0-0		0-0-0				
RPI	S	Opponent	Score		RPI	S	Opponent	Score		RPI	S	Opponent	Score	
2	N	Florida	0	8	27	N	Oregon St.	9	3	52	H	Northwestern	11	3
7	N	Washington	5	6	31	N	Long Beach St.	11	0	52	H	Northwestern	11	3
9	N	Missouri	13	0	31	N	Long Beach St.	10	4	52	H	Northwestern	12	13
11	A	Florida St.	6	2	38	N	California	4	0	81	N	North Carolina St.	9	1
11	A	Florida St.	10	3	41	N	Oklahoma St.	11	2	87	N	Illinois St.	12	0
12	N	Oklahoma	16	9	42	N	North Carolina	11	6	87	N	Illinois St.	1	0
15	A	UCLA	8	6	45	N	Virginia Tech	6	1					
20	A	South Fla.	11	2	45	N	Virginia Tech	3	1					
21	N	South Carolina	15	3	45	N	Virginia Tech	9	1					
					46	A	Indiana	8	0					
					46	A	Indiana	11	5					
					46	A	Indiana	12	4					
					LAST 10 GAMES									
					46	A	Indiana	12	4	52	H	Northwestern	12	13
					46	A	Indiana	8	0	183	H	Western Mich.	8	0
					46	A	Indiana	11	5	185	H	Eastern Mich.	14	1
					52	H	Northwestern	11	3	87	N	Illinois St.	1	0
					52	H	Northwestern	11	3	120	N	Dayton	7	0

Non-Div. I Games:

Michigan

Average RPI Win: 71		WON-LOST	WINNING	LAST 10	STRENGTH OF		OPP. STRENGTH	TEAM	ADJ	CONF.	ADJ CONF.
Average RPI Loss: 5		RECORD	PCT. RANK	GAMES	SCHEDULE		OF SCHEDULE	RPI	RPI	RPI	RPI
DIV. I ONLY		34-3-0	.91892	2	8-2-0		9	2	1	.71339	2
DIV. I NON-CONF.		25-0-0	1	1	1-0-0		83	2	5	.67774	5
TOTALS		RPI 1-25	RPI 26-50		W-L RECORDS		RPI 51-100		RPI 101-150		RPI 150+
34-3-0		14-3-0	3-0-0		OVERALL		8-0-0		4-0-0		5-0-0
15-2-0		4-2-0	1-0-0		HOME		4-0-0		2-0-0		4-0-0
6-1-0		6-1-0	0-0-0		AWAY		0-0-0		0-0-0		0-0-0
13-0-0		4-0-0	2-0-0		NEUTRAL		4-0-0		2-0-0		1-0-0
25-0-0		5-0-0	3-0-0		NON-CONFERENCE		8-0-0		4-0-0		5-0-0
11-0-0		0-0-0	1-0-0		HOME		4-0-0		2-0-0		4-0-0
1-0-0		1-0-0	0-0-		AWAY		0-0-0		0-0-0		0-0-0
13-0-0		4-0-0	2-0-0		NEUTRAL		4-0-0		2-0-0		1-0-0
9-3-0		9-3-0	0-0-0		CONFERENCE		0-0-0		0-0-0		0-0-0
4-2-0		4-2-0	0-0-0		HOME		0-0-0		0-0-0		0-0-0
5-1-0		5-1-0	0-0-0		AWAY		0-0-0		0-0-0		0-0-0
0-0-0		0-0-0	0-0-0		NEUTRAL		0-0-0		0-0-0		0-0-0
RPI S	Opponent	Score		RPI S	Opponent	Score		RPI S	Opponent	Score	
1 N	Michigan	8	0	34 N	Nebraska	8	0	67 N	UAB	8	0
4 H	Alabama	3	2	44 H	South Ala.	9	0	79 N	Jacksonville St.	10	0
4 H	Alabama	0	3	45 N	Virginia Tech	8	0	80 H	FIU	10	0
4 H	Alabama	1	2					80 H	FIU	3	1
7 N	Washington	3	1					81 N	North Carolina St.	5	2
8 A	Auburn	6	3					87 H	Illinois St.	11	1
8 A	Auburn	4	5					87 H	Illinois St.	7	2
8 A	Auburn	8	5					87 N	Illinois St.	11	0
14 A	LSU	6	2								
14 A	LSU	3	0								
14 A	LSU	3	0								
15 N	UCLA	2	1								
19 H	Tennessee	3	0								
19 H	Tennessee	4	2								
19 H	Tennessee	5	0								
20 A	South Fla.	11	1								
25 N	Utah	1	0								
				LAST 10 GAMES							
				4 H	Alabama	0	3	14 A	LSU	3	0
				4 H	Alabama	3	2	19 H	Tennessee	3	0
				4 H	Alabama	1	2	19 H	Tennessee	4	2
				14 A	LSU	6	2	19 H	Tennessee	5	0
				14 A	LSU	3	0	166 H	Winthrop	7	0

Non-Div. I Games:

Florida

L
a
.
-
L
a
f
a
y
e
t
t
e

La.-Lafayette

Average RPI Win: 87		WON-LOST	WINNING	LAST 10	STRENGTH OF		OPP. STRENGTH	TEAM	ADJ	CONF.	ADJ CONF.
Average RPI Loss: 18		RECORD	PCT. RANK	GAMES	SCHEDULE		OF SCHEDULE	RPI	RPI	RPI	RPI
DIV. I ONLY		31-7-0	.81579	9	7-3-0		5	11	4	.68503	4
DIV. I NON-CONF.		25-3-0	.89286	11	3-1-0		31	42	9	.66139	11
TOTALS		RPI 1-25	RPI 26-50		W-L RECORDS		RPI 51-100		RPI 101-150		RPI 150+
31-7-0		9-5-0	2-2-0		OVERALL		9-0-0		5-0-0		6-0-0
13-2-0		5-1-0	1-1-0		HOME		3-0-0		1-0-0		3-0-0
7-4-0		3-3-0	1-1-0		AWAY		3-0-0		0-0-0		0-0-0
11-1-0		1-1-0	0-0-0		NEUTRAL		3-0-0		4-0-0		3-0-0
25-3-0		3-1-0	2-2-0		NON-CONFERENCE		9-0-0		5-0-0		6-0-0
10-1-0		2-0-0	1-1-0		HOME		3-0-0		1-0-0		3-0-0
4-1-0		0-0-0	1-0-		AWAY		3-0-0		0-0-0		0-0-0
11-1-0		1-1-0	0-0-0		NEUTRAL		3-0-0		4-0-0		3-0-0
6-4-0		6-4-0	0-0-0		CONFERENCE		0-0-0		0-0-0		0-0-0
3-1-0		3-1-0	0-0-0		HOME		0-0-0		0-0-0		0-0-0
3-3-0		3-3-0	0-0-0		AWAY		0-0-0		0-0-0		0-0-0
0-0-0		0-0-0	0-0-0		NEUTRAL		0-0-0		0-0-0		0-0-0
RPI S	Opponent	Score	RPI S	Opponent	Score	RPI S	Opponent	Score	RPI S	Opponent	Score
2 A	Florida	2 1	26 A	UCF	1 8	51 N	Grand Canyon	9 0	119 N	Rutgers	6 0
2 A	Florida	2 3	32 A	Cal St. Fullerton	2 1	56 A	Georgia St.	9 0	129 H	DePaul	12 4
2 A	Florida	3 0	48 H	North Dakota St.	1 2	58 H	Troy	8 0	129 N	DePaul	14 6
5 N	James Madison	2 1	48 H	North Dakota St.	15 2	63 H	Samford	10 0	144 N	Liberty	10 2
9 H	Missouri	9 1				67 A	UAB	7 0	149 N	Miami (OH)	10 2
9 H	Missouri	3 7				79 A	Jacksonville St.	10 3	176 H	La.-Monroe	5 0
9 H	Missouri	16 2				86 H	Marshall	4 2	176 H	La.-Monroe	11 0
12 N	Oklahoma	0 2				91 N	Fordham	9 1	189 N	Mercer	7 0
14 A	LSU	10 3				92 N	New Mexico	6 1	211 N	Maryland	1 0
14 A	LSU	2 6							211 N	Maryland	10 5
14 A	LSU	1 8							256 H	Alcorn	8 0
18 H	Arizona	9 1									
18 H	Arizona	4 3									
19 H	Tennessee	6 5									
LAST 10 GAMES											
2 A	Florida	3 0	9 H	Missouri	3 7						
2 A	Florida	2 3	256 H	Alcorn	8 0						
2 A	Florida	2 1	12 N	Oklahoma	0 2						
9 H	Missouri	16 2	129 N	DePaul	14 6						
9 H	Missouri	9 1	51 N	Grand Canyon	9 0						

Non-Div. I Games:

Alabama

Average RPI Win: 101		WON-LOST	WINNING	LAST 10	STRENGTH OF		OPP. STRENGTH	TEAM	ADJ	CONF.	ADJ CONF.
Average RPI Loss: 19		RECORD	PCT. RANK	GAMES	SCHEDULE		OF SCHEDULE	RPI	RPI	RPI	RPI
DIV. I ONLY		30-2-0	.9375	1	10-0-0		39	35	6	.6839	5
DIV. I NON-CONF.		24-2-0	.92308	5	4-0-0		56	3	7	.66998	7
TOTALS		RPI 1-25	RPI 26-50		W-L RECORDS		RPI 51-100		RPI 101-150		RPI 150+
30-2-0		5-1-0	5-1-0		OVERALL		2-0-0		14-0-0		4-0-0
6-0-0		0-0-0	0-0-0		HOME		0-0-0		4-0-0		2-0-0
9-0-0		3-0-0	1-0-0		AWAY		0-0-0		5-0-0		0-0-0
15-2-0		2-1-0	4-1-0		NEUTRAL		2-0-0		5-0-0		2-0-0
24-2-0		5-1-0	5-1-0		NON-CONFERENCE		2-0-0		8-0-0		4-0-0
3-0-0		0-0-0	0-0-0		HOME		0-0-0		1-0-0		2-0-0
6-0-0		3-0-0	1-0-		AWAY		0-0-0		2-0-0		0-0-0
15-2-0		2-1-0	4-1-0		NEUTRAL		2-0-0		5-0-0		2-0-0
6-0-0		0-0-0	0-0-0		CONFERENCE		0-0-0		6-0-0		0-0-0
3-0-0		0-0-0	0-0-0		HOME		0-0-0		3-0-0		0-0-0
3-0-0		0-0-0	0-0-0		AWAY		0-0-0		3-0-0		0-0-0
0-0-0		0-0-0	0-0-0		NEUTRAL		0-0-0		0-0-0		0-0-0
RPI S	Opponent	Score		RPI S	Opponent	Score		RPI S	Opponent	Score	
4 N	Alabama	1	2	26 A	UCF	1	0	91 N	Fordham	11	4
8 N	Auburn	3	2	34 N	Nebraska	4	8	91 N	Fordham	1	0
18 A	Arizona	4	2	34 N	Nebraska	7	0				
18 A	Arizona	6	1	39 N	BYU	10	6				
19 N	Tennessee	9	0	40 N	Ohio St.	7	4				
24 A	Arizona St.	2	1	41 N	Oklahoma St.	4	1				
				LAST 10 GAMES							
				108 H	Towson	3	0	117 A	UNCW	1	0
				108 H	Towson	16	0	117 A	UNCW	2	0
				108 H	Towson	11	6	117 A	UNCW	2	1
				136 A	Virginia	1	0	24 A	Arizona St.	2	1
				136 A	Virginia	2	0	34 N	Nebraska	7	0

Non-Div. I Games:

James Madison

Average RPI Win:	78	WON-LOST RECORD	WINNING PCT. RANK	LAST 10 GAMES	STRENGTH OF SCHEDULE	OPP. STRENGTH OF SCHEDULE	TEAM RPI	ADJ RPI	CONF. RPI	ADJ CONF. RPI		
DIV. I ONLY		27-6-0	.81818	8	8-2-0	13	3	5	.682	6	2	2
DIV. I NON-CONF.		20-4-0	.83333	17	1-0-0	8	6	4	.67793	4	2	2
<hr/>												
TOTALS	RPI 1-25	RPI 26-50		W-L RECORDS		RPI 51-100		RPI 101-150		RPI 150+		
27-6-0	7-5-0	2-1-0		OVERALL		9-0-0		6-0-0		3-0-0		
4-2-0	1-2-0	0-0-0		HOME		0-0-0		3-0-0		0-0-0		
6-2-0	4-2-0	0-0-0		AWAY		0-0-0		2-0-0		0-0-0		
17-2-0	2-1-0	2-1-0		NEUTRAL		9-0-0		1-0-0		3-0-0		
20-4-0	3-3-0	2-1-0		NON-CONFERENCE		9-0-0		3-0-0		3-0-0		
0-0-0	0-0-0	0-0-0		HOME		0-0-0		0-0-0		0-0-0		
3-2-0	1-2-0	0-0-		AWAY		0-0-0		2-0-0		0-0-0		
17-2-0	2-1-0	2-1-0		NEUTRAL		9-0-0		1-0-0		3-0-0		
7-2-0	4-2-0	0-0-0		CONFERENCE		0-0-0		3-0-0		0-0-0		
4-2-0	1-2-0	0-0-0		HOME		0-0-0		3-0-0		0-0-0		
3-0-0	3-0-0	0-0-0		AWAY		0-0-0		0-0-0		0-0-0		
0-0-0	0-0-0	0-0-0		NEUTRAL		0-0-0		0-0-0		0-0-0		
RPI S	Opponent	Score		RPI S	Opponent	Score		RPI S	Opponent	Score		
3 A	La.-Lafayette	2	3	30 N	Fla. Atlantic	6	5	52 N	Northwestern	9	3	
3 A	La.-Lafayette	6	3	34 N	Nebraska	5	6	56 N	Georgia St.	11	0	
3 A	La.-Lafayette	4	5	41 N	Oklahoma St.	7	0	62 N	New Mexico St.	8	0	
7 A	Washington	16	4					64 N	Boston College	4	0	
7 A	Washington	11	6					70 N	CSUN	14	3	
7 A	Washington	7	2					90 N	Cal Poly	12	3	
9 N	Missouri	8	7					93 N	Drake	14	2	
15 H	UCLA	6	16					99 N	Central Ark.	19	3	
15 H	UCLA	6	5					99 N	Central Ark.	8	0	
15 H	UCLA	1	4									
16 N	Kentucky	6	8									
23 N	Fresno St.	9	0									
<hr/>												
LAST 10 GAMES												
15 H	UCLA	1	4	110 H	Stanford	2	0					
15 H	UCLA	6	5	7 A	Washington	16	4					
15 H	UCLA	6	16	7 A	Washington	11	6					
110 H	Stanford	8	0	7 A	Washington	7	2					
110 H	Stanford	11	2	135 N	Sacramento St.	4	1					

Non-Div. I Games:

Oregon

Average RPI Win: 73		WON-LOST	WINNING	LAST 10	STRENGTH OF		OPP. STRENGTH	TEAM	ADJ	CONF.	ADJ CONF.
Average RPI Loss: 13		RECORD	PCT. RANK	GAMES	SCHEDULE		OF SCHEDULE	RPI	RPI	RPI	RPI
DIV. I ONLY		22-8-0	.73333	30	5-5-0		2	4	9	.67718	7
DIV. I NON-CONF.		19-3-0	.86364	15	2-0-0		5	18	2	.68959	2
TOTALS		RPI 1-25	RPI 26-50		W-L RECORDS		RPI 51-100		RPI 101-150		RPI 150+
22-8-0		7-7-0	3-1-0		OVERALL		6-0-0		1-0-0		5-0-0
5-4-0		1-4-0	0-0-0		HOME		2-0-0		0-0-0		2-0-0
4-1-0		3-1-0	0-0-0		AWAY		0-0-0		0-0-0		1-0-0
13-3-0		3-2-0	3-1-0		NEUTRAL		4-0-0		1-0-0		2-0-0
19-3-0		4-2-0	3-1-0		NON-CONFERENCE		6-0-0		1-0-0		5-0-0
4-0-0		0-0-0	0-0-0		HOME		2-0-0		0-0-0		2-0-0
2-0-0		1-0-0	0-0-		AWAY		0-0-0		0-0-0		1-0-0
13-3-0		3-2-0	3-1-0		NEUTRAL		4-0-0		1-0-0		2-0-0
3-5-0		3-5-0	0-0-0		CONFERENCE		0-0-0		0-0-0		0-0-0
1-4-0		1-4-0	0-0-0		HOME		0-0-0		0-0-0		0-0-0
2-1-0		2-1-0	0-0-0		AWAY		0-0-0		0-0-0		0-0-0
0-0-0		0-0-0	0-0-0		NEUTRAL		0-0-0		0-0-0		0-0-0
RPI S	Opponent	Score		RPI S	Opponent	Score		RPI S	Opponent	Score	
1 N	Michigan	6	5	26 N	UCF	9	7	54 H	Kent St.	11	0
2 N	Florida	1	3	28 N	Notre Dame	5	4	54 H	Kent St.	8	1
6 H	Oregon	2	7	34 N	Nebraska	6	5	55 N	Texas Tech	14	5
6 H	Oregon	4	16	41 N	Oklahoma St.	4	8	61 N	San Diego St.	8	0
6 H	Oregon	6	11					78 N	Weber St.	10	3
12 N	Oklahoma	10	3					89 N	San Jose St.	17	1
13 N	Texas A&M	6	11								
15 A	UCLA	8	10								
15 A	UCLA	9	0								
15 A	UCLA	6	5								
18 H	Arizona	6	2								
18 H	Arizona	4	8								
22 N	Minnesota	7	2								
23 A	Fresno St.	12	3								
				LAST 10 GAMES							
				18 H	Arizona	6	2	6 H	Oregon	4	16
				18 H	Arizona	4	8	6 H	Oregon	6	11
				15 A	UCLA	8	10	6 H	Oregon	2	7
				15 A	UCLA	6	5	78 N	Weber St.	10	3
				15 A	UCLA	9	0	23 A	Fresno St.	12	3

Non-Div. I Games:

Washington

Average RPI Win:	100	WON-LOST RECORD	WINNING PCT. RANK	LAST 10 GAMES	STRENGTH OF SCHEDULE	OPP. STRENGTH OF SCHEDULE	TEAM RPI	ADJ RPI	CONF. RPI	ADJ CONF. RPI		
DIV. I ONLY		33-4-0	.89189	5	9-1-0	30	9	7	.67579	8	1	1
DIV. I NON-CONF.		24-1-0	.96	2	1-0-0	176	36	19	.63338	18	1	1
<hr/>												
TOTALS	RPI 1-25	RPI 26-50		W-L RECORDS		RPI 51-100		RPI 101-150		RPI 150+		
33-4-0	8-3-0	5-1-0		OVERALL		7-0-0		3-0-0		10-0-0		
21-2-0	4-2-0	1-0-0		HOME		4-0-0		2-0-0		10-0-0		
8-1-0	3-0-0	3-1-0		AWAY		2-0-0		0-0-0		0-0-0		
4-1-0	1-1-0	1-0-0		NEUTRAL		1-0-0		1-0-0		0-0-0		
24-1-0	1-1-0	3-0-0		NON-CONFERENCE		7-0-0		3-0-0		10-0-0		
17-0-0	0-0-0	1-0-0		HOME		4-0-0		2-0-0		10-0-0		
3-0-0	0-0-0	1-0-		AWAY		2-0-0		0-0-0		0-0-0		
4-1-0	1-1-0	1-0-0		NEUTRAL		1-0-0		1-0-0		0-0-0		
9-3-0	7-2-0	2-1-0		CONFERENCE		0-0-0		0-0-0		0-0-0		
4-2-0	4-2-0	0-0-0		HOME		0-0-0		0-0-0		0-0-0		
5-1-0	3-0-0	2-1-0		AWAY		0-0-0		0-0-0		0-0-0		
0-0-0	0-0-0	0-0-0		NEUTRAL		0-0-0		0-0-0		0-0-0		
RPI	S	Opponent	Score	RPI	S	Opponent	Score	RPI	S	Opponent	Score	
2	H	Florida	3 6	26	A	UCF	2 0	56	A	Georgia St.	8 4	
2	H	Florida	5 8	35	A	Mississippi St.	2 0	56	H	Georgia St.	7 0	
2	H	Florida	5 4	35	A	Mississippi St.	3 2	56	H	Georgia St.	9 0	
5	N	James Madison	2 3	35	A	Mississippi St.	3 6	63	A	Samford	18 1	
16	A	Kentucky	6 5	41	N	Oklahoma St.	6 1	64	H	Boston College	6 0	
16	A	Kentucky	9 0	46	H	Indiana	8 7	64	H	Boston College	5 1	
16	A	Kentucky	3 1					91	N	Fordham	18 1	
20	N	South Fla.	6 0									
21	H	South Carolina	4 3									
21	H	South Carolina	5 2									
21	H	South Carolina	10 0									
				LAST 10 GAMES								
16	A	Kentucky	3 1	21	H	South Carolina	10 0					
16	A	Kentucky	6 5	56	A	Georgia St.	8 4					
16	A	Kentucky	9 0	35	A	Mississippi St.	2 0					
21	H	South Carolina	4 3	35	A	Mississippi St.	3 6					
21	H	South Carolina	5 2	35	A	Mississippi St.	3 2					

Non-Div. I Games:

Auburn

Average RPI Win: 77		WON-LOST	WINNING	LAST 10	STRENGTH OF		OPP. STRENGTH	TEAM	ADJ	CONF.	ADJ CONF.
Average RPI Loss: 25		RECORD	PCT. RANK	GAMES	SCHEDULE		OF SCHEDULE	RPI	RPI	RPI	RPI
DIV. I ONLY		26-7-0	.78788	16	7-3-0		8	10	8	.67351	9
DIV. I NON-CONF.		21-3-0	.875	12	4-0-0		30	20	8	.66366	10
TOTALS		RPI 1-25	RPI 26-50		W-L RECORDS		RPI 51-100		RPI 101-150		RPI 150+
26-7-0		5-5-0	4-1-0		OVERALL		9-0-0		6-1-0		2-0-0
5-1-0		2-1-0	0-0-0		HOME		1-0-0		0-0-0		2-0-0
8-3-0		1-2-0	2-1-0		AWAY		3-0-0		2-0-0		0-0-0
13-3-0		2-2-0	2-0-0		NEUTRAL		5-0-0		4-1-0		0-0-0
21-3-0		2-2-0	2-0-0		NON-CONFERENCE		9-0-0		6-1-0		2-0-0
3-0-0		0-0-0	0-0-0		HOME		1-0-0		0-0-0		2-0-0
5-0-0		0-0-0	0-0-		AWAY		3-0-0		2-0-0		0-0-0
13-3-0		2-2-0	2-0-0		NEUTRAL		5-0-0		4-1-0		0-0-0
5-4-0		3-3-0	2-1-0		CONFERENCE		0-0-0		0-0-0		0-0-0
2-1-0		2-1-0	0-0-0		HOME		0-0-0		0-0-0		0-0-0
3-3-0		1-2-0	2-1-0		AWAY		0-0-0		0-0-0		0-0-0
0-0-0		0-0-0	0-0-0		NEUTRAL		0-0-0		0-0-0		0-0-0
RPI S	Opponent	Score		RPI S	Opponent	Score		RPI S	Opponent	Score	
1 N	Michigan	0	13	33 A	Ole Miss	5	3	62 A	New Mexico St.	14	3
4 A	Alabama	7	3	33 A	Ole Miss	2	0	62 A	New Mexico St.	9	6
4 A	Alabama	2	16	33 A	Ole Miss	5	9	62 A	New Mexico St.	5	1
4 A	Alabama	1	9	38 N	California	6	5	67 N	UAB	12	5
6 N	Oregon	7	8	39 N	BYU	16	6	68 N	Col. of Charleston	8	0
10 N	Baylor	10	4					75 H	UNI	6	0
19 H	Tennessee	7	3					79 N	Jacksonville St.	8	0
19 H	Tennessee	3	7					81 N	North Carolina St.	17	2
19 H	Tennessee	5	4					89 N	San Jose St.	8	3
24 N	Arizona St.	8	0								
LAST 10 GAMES											
19 H	Tennessee	7	3	4 A	Alabama	7	3				
19 H	Tennessee	5	4	75 H	UNI	6	0				
19 H	Tennessee	3	7	112 A	UTEP	15	4				
4 A	Alabama	2	16	112 A	UTEP	10	0				
4 A	Alabama	1	9	62 A	New Mexico St.	5	1				

Non-Div. I Games:

Missouri

Average RPI Win:	89	WON-LOST	WINNING	LAST 10	STRENGTH OF	OPP. STRENGTH	TEAM	ADJ	CONF.	ADJ CONF.				
Average RPI Loss:	64	RECORD	PCT. RANK	GAMES	SCHEDULE	OF SCHEDULE	RPI	RPI	RPI	RPI				
DIV. I ONLY		31-7-0	.81579	9	9-1-0	18	44	12	.67054	10	3	3		
DIV. I NON-CONF.		26-7-0	.78788	25	4-1-0	10	30	12	.66426	9	3	3		
<hr/>														
TOTALS	RPI 1-25	RPI 26-50		W-L RECORDS		RPI 51-100		RPI 101-150		RPI 150+				
31-7-0	2-3-0	12-1-0		OVERALL		5-2-0		8-0-0		4-1-0				
13-5-0	1-1-0	7-1-0		HOME		3-2-0		1-0-0		1-1-0				
7-0-0	0-0-0	0-0-0		AWAY		0-0-0		6-0-0		1-0-0				
11-2-0	1-2-0	5-0-0		NEUTRAL		2-0-0		1-0-0		2-0-0				
<hr/>														
26-7-0	2-3-0	10-1-0		NON-CONFERENCE		5-2-0		5-0-0		4-1-0				
11-5-0	1-1-0	5-1-0		HOME		3-2-0		1-0-0		1-1-0				
4-0-0	0-0-0	0-0-0		AWAY		0-0-0		3-0-0		1-0-0				
11-2-0	1-2-0	5-0-0		NEUTRAL		2-0-0		1-0-0		2-0-0				
<hr/>														
5-0-0	0-0-0	2-0-0		CONFERENCE		0-0-0		3-0-0		0-0-0				
2-0-0	0-0-0	2-0-0		HOME		0-0-0		0-0-0		0-0-0				
3-0-0	0-0-0	0-0-0		AWAY		0-0-0		3-0-0		0-0-0				
0-0-0	0-0-0	0-0-0		NEUTRAL		0-0-0		0-0-0		0-0-0				
<hr/>														
RPI	S	Opponent	Score		RPI	S	Opponent	Score		RPI	S	Opponent	Score	
3	H	La.-Lafayette	2	0	26	H	UCF	2	0	76	N	Southern Miss.	8	0
3	H	La.-Lafayette	3	4	26	H	UCF	3	0	83	H	Northwestern St.	10	0
9	N	Missouri	4	10	26	H	UCF	3	1	83	H	Northwestern St.	4	3
23	N	Fresno St.	5	4	27	N	Oregon St.	3	0	88	H	North Texas	2	0
24	N	Arizona St.	0	2	35	N	Mississippi St.	4	0	88	H	North Texas	5	7
					36	H	Texas	3	1	88	H	North Texas	6	7
					36	H	Texas	6	5	89	N	San Jose St.	6	1
					37	H	McNeese St.	6	5					
					37	H	McNeese St.	1	3					
					37	H	McNeese St.	5	4					
					38	N	California	5	3					
					48	N	North Dakota St.	4	2					
					48	N	North Dakota St.	8	5					
<hr/>														
LAST 10 GAMES														
141 A Iowa St.					17	0	3 H La.-Lafayette					3	4	
141 A Iowa St.					17	6	36 H Texas					6	5	
141 A Iowa St.					16	4	36 H Texas					3	1	
88 H North Texas					2	0	132 A UTSA					6	5	
3 H La.-Lafayette					2	0	26 H UCF					3	0	

Non-Div. I Games:

Baylor

Average RPI Win:	94	WON-LOST RECORD	WINNING PCT. RANK	LAST 10 GAMES	STRENGTH OF SCHEDULE	OPP. STRENGTH OF SCHEDULE	TEAM RPI	ADJ RPI	CONF. RPI	ADJ CONF. RPI	
Average RPI Loss:	18										
DIV. I ONLY	27-4-0	.87097	6	9-1-0	29	29	11	.66872	11	5	5
DIV. I NON-CONF.	20-3-0	.86957	14	2-0-0	29	38	10	.65959	12	5	5
<hr/>											
TOTALS	RPI 1-25	RPI 26-50		W-L RECORDS		RPI 51-100		RPI 101-150		RPI 150+	
27-4-0	3-2-0	6-2-0		OVERALL		10-0-0		1-0-0		7-0-0	
12-2-0	2-2-0	0-0-0		HOME		6-0-0		1-0-0		3-0-0	
8-1-0	1-0-0	5-1-0		AWAY		2-0-0		0-0-0		0-0-0	
7-1-0	0-0-0	1-1-0		NEUTRAL		2-0-0		0-0-0		4-0-0	
20-3-0	3-2-0	2-1-0		NON-CONFERENCE		7-0-0		1-0-0		7-0-0	
9-2-0	2-2-0	0-0-0		HOME		3-0-0		1-0-0		3-0-0	
4-0-0	1-0-0	1-0-		AWAY		2-0-0		0-0-0		0-0-0	
7-1-0	0-0-0	1-1-0		NEUTRAL		2-0-0		0-0-0		4-0-0	
7-1-0	0-0-0	4-1-0		CONFERENCE		3-0-0		0-0-0		0-0-0	
3-0-0	0-0-0	0-0-0		HOME		3-0-0		0-0-0		0-0-0	
4-1-0	0-0-0	4-1-0		AWAY		0-0-0		0-0-0		0-0-0	
0-0-0	0-0-0	0-0-0		NEUTRAL		0-0-0		0-0-0		0-0-0	
<hr/>											
RPI S	Opponent	Score		RPI S	Opponent	Score		RPI S	Opponent	Score	
1 H	Michigan	2	6	28 A	Notre Dame	4	5	67 H	UAB	10	0
1 H	Michigan	3	10	28 A	Notre Dame	14	5	67 H	UAB	10	0
15 A	UCLA	3	0	29 N	Tulsa	8	0	70 A	CSUN	12	3
22 H	Minnesota	2	0	32 A	Cal St. Fullerton	10	1	70 N	CSUN	10	0
22 H	Minnesota	5	4	42 A	North Carolina	12	5	72 H	Syracuse	3	0
				42 A	North Carolina	9	6	72 H	Syracuse	4	1
				42 A	North Carolina	15	6	72 H	Syracuse	4	2
				43 N	Illinois	1	5	80 A	FIU	7	1
								82 H	Hofstra	8	0
								90 N	Cal Poly	3	1
<hr/>											
LAST 10 GAMES											
				28 A	Notre Dame	14	5	72 H	Syracuse	3	0
				28 A	Notre Dame	4	5	72 H	Syracuse	4	2
				42 A	North Carolina	12	5	72 H	Syracuse	4	1
				42 A	North Carolina	9	6	90 N	Cal Poly	3	1
				42 A	North Carolina	15	6	29 N	Tulsa	8	0

Non-Div. I Games:

Florida St.

Average RPI Win:	92	WON-LOST RECORD		WINNING PCT. RANK		LAST 10 GAMES		STRENGTH OF SCHEDULE		OPP. STRENGTH OF SCHEDULE		TEAM RPI		ADJ RPI		CONF. RPI		ADJ CONF. RPI									
DIV. I ONLY		26-7-0		.78788	16	9-1-0		19		26		14		.668	12	3		3									
DIV. I NON-CONF.		23-6-0		.7931	23	6-0-0		11		24		11		.66837	8	3		3									
<hr/>																											
TOTALS		RPI 1-25		RPI 26-50		W-L RECORDS		RPI 51-100		RPI 101-150		RPI 150+															
26-7-0		4-4-0		5-2-0		OVERALL		6-1-0		5-0-0		6-0-0															
10-2-0		0-1-0		2-0-0		HOME		2-1-0		2-0-0		4-0-0															
2-1-0		0-0-0		0-1-0		AWAY		2-0-0		0-0-0		0-0-0															
14-4-0		4-3-0		3-1-0		NEUTRAL		2-0-0		3-0-0		2-0-0															
23-6-0		4-4-0		4-2-0		NON-CONFERENCE		4-0-0		5-0-0		6-0-0															
8-1-0		0-1-0		2-0-0		HOME		0-0-0		2-0-0		4-0-0															
2-1-0		0-0-0		0-0-		AWAY		2-0-0		0-0-0		0-0-0															
13-4-0		4-3-0		2-1-0		NEUTRAL		2-0-0		3-0-0		2-0-0															
3-1-0		0-0-0		1-0-0		CONFERENCE		2-1-0		0-0-0		0-0-0															
2-1-0		0-0-0		0-0-0		HOME		2-1-0		0-0-0		0-0-0															
0-0-0		0-0-0		0-0-0		AWAY		0-0-0		0-0-0		0-0-0															
1-0-0		0-0-0		1-0-0		NEUTRAL		0-0-0		0-0-0		0-0-0															
RPI	S	Opponent		Score		RPI	S	Opponent		Score		RPI	S	Opponent		Score		RPI	S	Opponent		Score					
1	N	Michigan		9	16	27	N	Oregon St.		4	6	51	N	Grand Canyon		7	1	129	N	DePaul		6	1				
4	N	Alabama		2	0	31	N	Long Beach St.		7	0	53	H	Kansas		4	0	134	H	Dartmouth		7	0				
7	N	Washington		3	10	32	A	Cal St. Fullerton		5	7	53	H	Kansas		5	2	134	H	Dartmouth		9	0				
15	N	UCLA		11	7	34	N	Nebraska		4	2	53	H	Kansas		2	5	138	N	Lamar		12	2				
22	H	Minnesota		10	12	39	H	BYU		8	0	62	A	New Mexico St.		11	1	140	N	Creighton		11	4				
22	N	Minnesota		0	1	39	H	BYU		3	0	62	A	New Mexico St.		8	0	154	H	UMKC		10	0				
23	N	Fresno St.		3	2	41	N	Oklahoma St.		10	2	72	N	Syracuse		7	0	154	N	UMKC		8	4				
25	N	Utah		6	2													183	N	Western Mich.		12	0				
																		205	H	Saint Louis		9	4				
																		211	H	Maryland		11	2				
																		211	H	Maryland		11	0				
<hr/>																											
						LAST 10 GAMES																					
						53 H Kansas						4	0	154 H UMKC						10	0						
						53 H Kansas						2	5	34 N Nebraska						4	2						
						53 H Kansas						5	2	51 N Grand Canyon						7	1						
						41 N Oklahoma St.						10	2	4 N Alabama						2	0						
						154 N UMKC						8	4	129 N DePaul						6	1						

Non-Div. I Games:

Oklahoma

Average RPI Win:	86	WON-LOST RECORD	WINNING PCT. RANK	LAST 10 GAMES	STRENGTH OF SCHEDULE	OPP. STRENGTH OF SCHEDULE	TEAM RPI	ADJ RPI	CONF. RPI	ADJ CONF. RPI					
Average RPI Loss:	24	30-6-0	.83333	7	6-4-0	35	7	13	.66591	13	1	1			
DIV. I ONLY		25-2-0	.92593	3	1-0-0	48	12	6	.67151	6	1	1			
DIV. I NON-CONF.															
<hr/>															
TOTALS	RPI 1-25	RPI 26-50		W-L RECORDS		RPI 51-100		RPI 101-150		RPI 150+					
30-6-0	5-5-0	5-0-0		OVERALL		9-1-0		5-0-0		6-0-0					
20-2-0	3-2-0	4-0-0		HOME		6-0-0		4-0-0		3-0-0					
2-4-0	0-3-0	0-0-0		AWAY		1-1-0		0-0-0		1-0-0					
8-0-0	2-0-0	1-0-0		NEUTRAL		2-0-0		1-0-0		2-0-0					
25-2-0	3-1-0	5-0-0		NON-CONFERENCE		6-1-0		5-0-0		6-0-0					
15-1-0	1-1-0	4-0-0		HOME		3-0-0		4-0-0		3-0-0					
2-1-0	0-0-0	0-0-		AWAY		1-1-0		0-0-0		1-0-0					
8-0-0	2-0-0	1-0-0		NEUTRAL		2-0-0		1-0-0		2-0-0					
5-4-0	2-4-0	0-0-0		CONFERENCE		3-0-0		0-0-0		0-0-0					
5-1-0	2-1-0	0-0-0		HOME		3-0-0		0-0-0		0-0-0					
0-3-0	0-3-0	0-0-0		AWAY		0-0-0		0-0-0		0-0-0					
0-0-0	0-0-0	0-0-0		NEUTRAL		0-0-0		0-0-0		0-0-0					
<hr/>															
RPI	S	Opponent	Score	RPI	S	Opponent	Score	RPI	S	Opponent	Score				
7	N	Washington	11 6	26	N	UCF	10 4	51	N	Grand Canyon	2 1	109	H	Ga. Southern	3 2
14	H	LSU	6 2	46	H	Indiana	4 2	55	H	Texas Tech	9 5	109	H	Ga. Southern	13 10
14	H	LSU	9 5	46	H	Indiana	4 0	55	H	Texas Tech	17 3	112	H	UTEP	13 0
14	H	LSU	1 6	49	H	Wichita St.	9 1	55	H	Texas Tech	7 6	114	N	UC Santa Barbara	13 5
15	H	UCLA	5 1	49	H	Wichita St.	4 3	61	A	San Diego St.	5 10	133	H	Colorado St.	3 0
15	H	UCLA	3 7					77	H	Arkansas	9 1	153	N	Central Mich.	11 1
17	A	Georgia	1 9					77	H	Arkansas	11 3	155	H	Sam Houston St.	8 0
17	A	Georgia	3 6					77	H	Arkansas	9 1	181	N	Boston U.	9 1
17	A	Georgia	3 7					92	N	New Mexico	8 7	197	H	A&M-Corpus Christi	13 0
18	N	Arizona	8 4					98	A	Houston	12 0	197	H	A&M-Corpus Christi	10 0
												208	A	San Diego	21 0
<hr/>															
LAST 10 GAMES															
				77	H	Arkansas	9 1	17	A	Georgia	3 6				
				77	H	Arkansas	9 1	14	H	LSU	9 5				
				77	H	Arkansas	11 3	14	H	LSU	1 6				
				17	A	Georgia	1 9	14	H	LSU	6 2				
				17	A	Georgia	3 7	109	H	Ga. Southern	13 10				

Non-Div. I Games:

Texas A&M

LSU

Average RPI Win: 91		WON-LOST RECORD		WINNING PCT. RANK		LAST 10 GAMES		STRENGTH OF SCHEDULE		OPP. STRENGTH OF SCHEDULE		TEAM RPI		ADJ RPI		CONF. RPI		ADJ CONF. RPI					
DIV. I ONLY		28-9-0		.75676		22		4-6-0		4		16		10		.66402		14		1		1	
DIV. I NON-CONF.		23-2-0		.92		6		1-0-0		72		50		13		.64524		14		1		1	
TOTALS		RPI 1-25		RPI 26-50		W-L RECORDS		RPI 51-100		RPI 101-150		RPI 150+											
28-9-0		6-8-0		3-0-0		OVERALL		8-0-0		5-1-0		6-0-0											
20-5-0		2-4-0		2-0-0		HOME		7-0-0		4-1-0		5-0-0											
4-3-0		3-3-0		0-0-0		AWAY		1-0-0		0-0-0		0-0-0											
4-1-0		1-1-0		1-0-0		NEUTRAL		0-0-0		1-0-0		1-0-0											
23-2-0		1-1-0		3-0-0		NON-CONFERENCE		8-0-0		5-1-0		6-0-0											
18-1-0		0-0-0		2-0-0		HOME		7-0-0		4-1-0		5-0-0											
1-0-0		0-0-0		0-0-		AWAY		1-0-0		0-0-0		0-0-0											
4-1-0		1-1-0		1-0-0		NEUTRAL		0-0-0		1-0-0		1-0-0											
5-7-0		5-7-0		0-0-0		CONFERENCE		0-0-0		0-0-0		0-0-0											
2-4-0		2-4-0		0-0-0		HOME		0-0-0		0-0-0		0-0-0											
3-3-0		3-3-0		0-0-0		AWAY		0-0-0		0-0-0		0-0-0											
0-0-0		0-0-0		0-0-0		NEUTRAL		0-0-0		0-0-0		0-0-0											
RPI	S	Opponent		Score		RPI	S	Opponent		Score		RPI	S	Opponent		Score							
2	H	Florida		0 3		26	N	UCF		6 5		55	H	Texas Tech		5 3							
2	H	Florida		0 3		40	H	Ohio St.		9 0		55	H	Texas Tech		3 2							
2	H	Florida		2 6		44	H	South Ala.		5 0		87	H	Illinois St.		9 1							
4	H	Alabama		6 2								87	H	Illinois St.		10 2							
4	H	Alabama		3 10								94	H	Longwood		4 0							
4	H	Alabama		8 1								94	H	Longwood		1 0							
13	A	Texas A&M		5 9								95	A	Louisiana Tech		30 8							
13	A	Texas A&M		2 6								95	H	Louisiana Tech		9 6							
13	A	Texas A&M		6 1												164 H Memphis							
15	N	UCLA		10 5												165 H UConn							
17	A	Georgia		5 4												176 H La.-Monroe							
17	A	Georgia		5 1												177 H Tennessee Tech							
17	A	Georgia		1 3												177 H Tennessee Tech							
18	N	Arizona		0 3												243 N Bethune-Cookman							
LAST 10 GAMES																							
17	A	Georgia		1 3		2	H	Florida		0 3													
17	A	Georgia		5 1		122	H	Nicholls St.		2 0													
17	A	Georgia		5 4		13	A	Texas A&M		5 9													
2	H	Florida		2 6		13	A	Texas A&M		6 1													
2	H	Florida		0 3		13	A	Texas A&M		2 6													

Non-Div. I Games:

LSU

Average RPI Win:	84	WON-LOST	WINNING	LAST 10	STRENGTH OF	OPP. STRENGTH	TEAM	ADJ	CONF.	ADJ CONF.		
Average RPI Loss:	14	RECORD	PCT. RANK	GAMES	SCHEDULE	OF SCHEDULE	RPI	RPI	RPI	RPI		
DIV. I ONLY		22-11-1	.66176	49	6-3-1	1	6	15	.65573	15	2	2
DIV. I NON-CONF.		18-8-0	.69231	48	2-0-0	4	13	14	.64573	13	2	2
<hr/>												
TOTALS	RPI 1-25	RPI 26-50		W-L RECORDS		RPI 51-100		RPI 101-150		RPI 150+		
22-11-1	5-9-0	6-1-1		OVERALL		2-1-0		6-0-0		3-0-0		
5-4-0	1-4-0	0-0-0		HOME		1-0-0		2-0-0		1-0-0		
6-2-1	3-2-0	3-0-1		AWAY		0-0-0		0-0-0		0-0-0		
11-5-0	1-3-0	3-1-0		NEUTRAL		1-1-0		4-0-0		2-0-0		
<hr/>												
18-8-0	2-6-0	5-1-0		NON-CONFERENCE		2-1-0		6-0-0		3-0-0		
4-2-0	0-2-0	0-0-0		HOME		1-0-0		2-0-0		1-0-0		
3-1-0	1-1-0	2-0-		AWAY		0-0-0		0-0-0		0-0-0		
11-5-0	1-3-0	3-1-0		NEUTRAL		1-1-0		4-0-0		2-0-0		
<hr/>												
4-3-1	3-3-0	1-0-1		CONFERENCE		0-0-0		0-0-0		0-0-0		
1-2-0	1-2-0	0-0-0		HOME		0-0-0		0-0-0		0-0-0		
3-1-1	2-1-0	1-0-1		AWAY		0-0-0		0-0-0		0-0-0		
0-0-0	0-0-0	0-0-0		NEUTRAL		0-0-0		0-0-0		0-0-0		
<hr/>												
RPI S	Opponent	Score		RPI S	Opponent	Score		RPI S	Opponent	Score		
1 H	Michigan	6	8	26 N	UCF	2	0	52 N	Northwestern	2	7	
2 N	Florida	1	2	28 N	Notre Dame	6	8	72 H	Syracuse	3	2	
6 A	Oregon	5	6	31 A	Long Beach St.	3	2	90 N	Cal Poly	9	1	
6 A	Oregon	16	6	32 A	Cal St. Fullerton	5	4					
6 A	Oregon	4	1	38 A	California	3	3					
7 H	Washington	10	8	38 A	California	3	2					
7 H	Washington	5	6	39 N	BYU	9	4					
7 H	Washington	0	9	49 N	Wichita St.	6	5					
11 H	Florida St.	0	3									
12 N	Oklahoma	7	11									
13 A	Texas A&M	7	3									
13 A	Texas A&M	1	5									
14 N	LSU	5	10									
17 N	Georgia	14	6									
<hr/>												
				LAST 10 GAMES								
				6 A Oregon		4	1	7 H Washington	5	6		
				6 A Oregon		5	6	7 H Washington	0	9		
				6 A Oregon		16	6	38 A California	3	3		
				32 A Cal St. Fullerton		5	4	38 A California	3	2		
				7 H Washington		10	8	31 A Long Beach St.	3	2		

Non-Div. I Games:

UCLA

Average RPI Win:	99	WON-LOST RECORD		WINNING PCT. RANK		LAST 10 GAMES		STRENGTH OF SCHEDULE		OPP. STRENGTH OF SCHEDULE		TEAM RPI		ADJ RPI		CONF. RPI		ADJ CONF. RPI									
Average RPI Loss:	40																										
DIV. I ONLY		31-8-0		.79487	15	6-4-0		22		34		16		.65203	16	1		1									
DIV. I NON-CONF.		23-4-0		.85185	16	3-1-0		55		75		16		.63561	16	1		1									
<hr/>																											
TOTALS		RPI 1-25		RPI 26-50		W-L RECORDS		RPI 51-100		RPI 101-150		RPI 150+															
31-8-0		6-3-0		4-3-0		OVERALL		9-1-0		3-1-0		9-0-0															
5-4-0		0-3-0		3-1-0		HOME		0-0-0		0-0-0		2-0-0															
14-1-0		4-0-0		0-0-0		AWAY		6-1-0		0-0-0		4-0-0															
12-3-0		2-0-0		1-2-0		NEUTRAL		3-0-0		3-1-0		3-0-0															
23-4-0		3-0-0		2-2-0		NON-CONFERENCE		6-1-0		3-1-0		9-0-0															
3-0-0		0-0-0		1-0-0		HOME		0-0-0		0-0-0		2-0-0															
8-1-0		1-0-0		0-0-		AWAY		3-1-0		0-0-0		4-0-0															
12-3-0		2-0-0		1-2-0		NEUTRAL		3-0-0		3-1-0		3-0-0															
8-4-0		3-3-0		2-1-0		CONFERENCE		3-0-0		0-0-0		0-0-0															
2-4-0		0-3-0		2-1-0		HOME		0-0-0		0-0-0		0-0-0															
6-0-0		3-0-0		0-0-0		AWAY		3-0-0		0-0-0		0-0-0															
0-0-0		0-0-0		0-0-0		NEUTRAL		0-0-0		0-0-0		0-0-0															
RPI	S	Opponent		Score		RPI	S	Opponent		Score		RPI	S	Opponent		Score		RPI	S	Opponent		Score					
6	N	Oregon		8	6	27	N	Oregon St.		0	8	55	N	Texas Tech		10	0	101	N	Lipscomb		4	0				
8	H	Auburn		5	6	28	N	Notre Dame		10	7	60	N	Lehigh		7	1	115	N	Charlotte		3	5				
8	H	Auburn		1	3	33	H	Ole Miss		6	2	61	A	San Diego St.		5	1	145	N	Albany (NY)		8	0				
8	H	Auburn		0	9	33	H	Ole Miss		1	3	77	A	Arkansas		9	0	149	N	Miami (OH)		8	0				
21	A	South Carolina		4	0	33	H	Ole Miss		3	1	77	A	Arkansas		7	1	156	N	Evansville		7	1				
21	A	South Carolina		8	2	38	N	California		1	5	77	A	Arkansas		12	4	158	A	Chattanooga		6	2				
21	A	South Carolina		5	1	46	H	Indiana		3	1	84	A	Ohio		3	1	166	A	Winthrop		11	0				
24	A	Arizona St.		5	3							84	A	Ohio		0	1	166	A	Winthrop		8	0				
25	N	Utah		1	0							86	A	Marshall		1	0	173	H	Murray St.		6	1				
												92	N	New Mexico		15	6	202	N	Eastern Ill.		9	1				
																		208	A	San Diego		5	1				
																		231	N	South Dakota		10	0				
																		273	H	Northern Ky.		9	0				
<hr/>																											
						LAST 10 GAMES																					
						8 H Auburn						1	3	77 A Arkansas						12	4						
						8 H Auburn						5	6	77 A Arkansas						7	1						
						8 H Auburn						0	9	77 A Arkansas						9	0						
						84 A Ohio						0	1	173 H Murray St.						6	1						
						84 A Ohio						3	1	273 H Northern Ky.						9	0						

Non-Div. I Games:

Kentucky

Average RPI Win:	102	WON-LOST RECORD	WINNING PCT. RANK	LAST 10 GAMES	STRENGTH OF SCHEDULE	OPP. STRENGTH OF SCHEDULE	TEAM RPI	ADJ RPI	CONF. RPI	ADJ CONF. RPI		
DIV. I ONLY		31-7-0	.81579	9	6-4-0	31	22	17	.64519	17	1	1
DIV. I NON-CONF.		26-3-0	.89655	10	2-0-0	110	40	20	.62599	24	1	1
<hr/>												
TOTALS	RPI 1-25	RPI 26-50		W-L RECORDS		RPI 51-100		RPI 101-150		RPI 150+		
31-7-0	6-6-0	1-0-0		OVERALL		7-1-0		9-0-0		8-0-0		
16-3-0	5-3-0	0-0-0		HOME		2-0-0		5-0-0		4-0-0		
2-3-0	1-2-0	0-0-0		AWAY		0-1-0		1-0-0		0-0-0		
13-1-0	0-1-0	1-0-0		NEUTRAL		5-0-0		3-0-0		4-0-0		
<hr/>												
26-3-0	1-2-0	1-0-0		NON-CONFERENCE		7-1-0		9-0-0		8-0-0		
12-1-0	1-1-0	0-0-0		HOME		2-0-0		5-0-0		4-0-0		
1-1-0	0-0-0	0-0-		AWAY		0-1-0		1-0-0		0-0-0		
13-1-0	0-1-0	1-0-0		NEUTRAL		5-0-0		3-0-0		4-0-0		
<hr/>												
5-4-0	5-4-0	0-0-0		CONFERENCE		0-0-0		0-0-0		0-0-0		
4-2-0	4-2-0	0-0-0		HOME		0-0-0		0-0-0		0-0-0		
1-2-0	1-2-0	0-0-0		AWAY		0-0-0		0-0-0		0-0-0		
0-0-0	0-0-0	0-0-0		NEUTRAL		0-0-0		0-0-0		0-0-0		
<hr/>												
RPI S	Opponent	Score	RPI S	Opponent	Score	RPI S	Opponent	Score	RPI S	Opponent	Score	
13 H	Texas A&M	9 1	32 N	Cal St. Fullerton	7 6	52 N	Northwestern	5 4	102 H	Kennesaw St.	8 1	
13 H	Texas A&M	7 3				64 H	Boston College	4 3	103 H	Jacksonville	5 0	
13 H	Texas A&M	6 3				66 H	Western Caro.	5 2	107 N	Stetson	9 0	
14 H	LSU	4 5				67 N	UAB	10 0	109 H	Ga. Southern	9 0	
14 H	LSU	1 5				68 A	Col. of Charleston	1 2	113 N	SFA	9 0	
14 H	LSU	3 1				79 N	Jacksonville St.	9 0	123 A	Charleston So.	8 1	
15 N	UCLA	6 14				89 N	San Jose St.	7 3	123 N	Charleston So.	9 1	
21 A	South Carolina	4 5				96 N	Michigan St.	5 0	124 H	Elon	9 0	
21 A	South Carolina	4 1							124 H	Elon	10 2	
21 A	South Carolina	1 3							158 N	Chattanooga	10 4	
22 H	Minnesota	6 5							160 N	LIU Brooklyn	10 2	
22 H	Minnesota	3 4							163 N	Omaha	13 0	
									166 H	Winthrop	11 0	
									166 H	Winthrop	18 3	
									172 H	Georgia Tech	5 0	
									250 H	Austin Peay	17 8	
									269 N	Columbia	10 1	
<hr/>												
LAST 10 GAMES												
14 H LSU						3	1	13 H Texas A&M	7	3		
14 H LSU						1	5	13 H Texas A&M	6	3		
14 H LSU						4	5	109 H Ga. Southern	9	0		
172 H Georgia Tech						5	0	21 A South Carolina	1	3		
13 H Texas A&M						9	1	21 A South Carolina	4	5		

Average RPI Win: 83		WON-LOST RECORD	WINNING PCT. RANK	LAST 10 GAMES	STRENGTH OF SCHEDULE	OPP. STRENGTH OF SCHEDULE	TEAM RPI	ADJ RPI	CONF. RPI	ADJ CONF. RPI							
Average RPI Loss: 34																	
DIV. I ONLY		23-11-0	.67647	46	7-3-0	7	15	18	.64433	18	2	2					
DIV. I NON-CONF.		18-8-0	.69231	48	2-0-0	12	25	22	.63019	22	2	2					
<hr/>																	
TOTALS		RPI 1-25		RPI 26-50		W-L RECORDS		RPI 51-100		RPI 101-150		RPI 150+					
23-11-0		7-8-0		3-1-0		OVERALL		6-1-0		3-0-0		4-1-0					
12-4-0		2-3-0		1-1-0		HOME		2-0-0		3-0-0		4-0-0					
4-4-0		3-4-0		0-0-0		AWAY		1-0-0		0-0-0		0-0-0					
7-3-0		2-1-0		2-0-0		NEUTRAL		3-1-0		0-0-0		0-1-0					
18-8-0		2-5-0		3-1-0		NON-CONFERENCE		6-1-0		3-0-0		4-1-0					
10-3-0		0-2-0		1-1-0		HOME		2-0-0		3-0-0		4-0-0					
1-2-0		0-2-0		0-0-		AWAY		1-0-0		0-0-0		0-0-0					
7-3-0		2-1-0		2-0-0		NEUTRAL		3-1-0		0-0-0		0-1-0					
5-3-0		5-3-0		0-0-0		CONFERENCE		0-0-0		0-0-0		0-0-0					
2-1-0		2-1-0		0-0-0		HOME		0-0-0		0-0-0		0-0-0					
3-2-0		3-2-0		0-0-0		AWAY		0-0-0		0-0-0		0-0-0					
0-0-0		0-0-0		0-0-0		NEUTRAL		0-0-0		0-0-0		0-0-0					
RPI	S	Opponent		Score		RPI	S	Opponent		Score		RPI	S	Opponent		Score	
4	A	Alabama		3	4	26	N	UCF		19	4	59	A	UT Arlington		11	0
4	A	Alabama		1	9	36	N	Texas		3	2	63	N	Samford		3	0
5	H	James Madison		1	6	39	H	BYU		6	3	69	H	Purdue		11	1
5	H	James Madison		2	4	39	H	BYU		2	4	86	N	Marshall		7	6
7	A	Washington		8	4							86	N	Marshall		6	3
7	A	Washington		2	6							88	H	North Texas		9	1
13	N	Texas A&M		4	8							90	N	Cal Poly		0	2
14	N	LSU		3	0												
19	N	Tennessee		1	0												
24	A	Arizona St.		2	0												
24	A	Arizona St.		5	4												
24	A	Arizona St.		2	3												
25	H	Utah		3	1												
25	H	Utah		3	7												
25	H	Utah		5	4												
						LAST 10 GAMES											
						7	A	Washington		2	6	24	A	Arizona St.		2	3
						7	A	Washington		8	4	24	A	Arizona St.		5	4
						25	H	Utah		5	4	24	A	Arizona St.		2	0
						25	H	Utah		3	7	63	N	Samford		3	0
						25	H	Utah		3	1	59	A	UT Arlington		11	0

Non-Div. I Games:

Arizona

Average RPI Win:	97	WON-LOST RECORD	WINNING PCT. RANK	LAST 10 GAMES	STRENGTH OF SCHEDULE	OPP. STRENGTH OF SCHEDULE	TEAM RPI	ADJ RPI	CONF. RPI	ADJ CONF. RPI		
Average RPI Loss:	10	27-10-0	.72973	31	6-4-0	24	5	19	.63608	19	1	1
DIV. I ONLY		20-4-0	.83333	17	2-0-0	59	29	17	.62746	23	1	1
DIV. I NON-CONF.												
<hr/>												
TOTALS	RPI 1-25	RPI 26-50		W-L RECORDS		RPI 51-100		RPI 101-150		RPI 150+		
27-10-0	2-10-0	5-0-0		OVERALL		9-0-0		6-0-0		5-0-0		
13-0-0	0-0-0	3-0-0		HOME		4-0-0		2-0-0		4-0-0		
3-7-0	1-7-0	0-0-0		AWAY		0-0-0		2-0-0		0-0-0		
11-3-0	1-3-0	2-0-0		NEUTRAL		5-0-0		2-0-0		1-0-0		
<hr/>												
20-4-0	1-4-0	2-0-0		NON-CONFERENCE		6-0-0		6-0-0		5-0-0		
7-0-0	0-0-0	0-0-0		HOME		1-0-0		2-0-0		4-0-0		
2-1-0	0-1-0	0-0-		AWAY		0-0-0		2-0-0		0-0-0		
11-3-0	1-3-0	2-0-0		NEUTRAL		5-0-0		2-0-0		1-0-0		
<hr/>												
7-6-0	1-6-0	3-0-0		CONFERENCE		3-0-0		0-0-0		0-0-0		
6-0-0	0-0-0	3-0-0		HOME		3-0-0		0-0-0		0-0-0		
1-6-0	1-6-0	0-0-0		AWAY		0-0-0		0-0-0		0-0-0		
0-0-0	0-0-0	0-0-0		NEUTRAL		0-0-0		0-0-0		0-0-0		
<hr/>												
RPI S	Opponent	Score	RPI S	Opponent	Score	RPI S	Opponent	Score	RPI S	Opponent	Score	
2 A	Florida	0 3	35 H	Mississippi St.	6 2	52 N	Northwestern	8 2	101 A	Lipscomb	7 1	
2 A	Florida	2 4	35 H	Mississippi St.	8 5	67 H	UAB	10 0	103 H	Jacksonville	10 0	
2 A	Florida	0 5	35 H	Mississippi St.	9 4	77 H	Arkansas	18 4	120 H	Dayton	3 1	
4 A	Alabama	5 6	39 N	BYU	15 3	77 H	Arkansas	3 1	129 N	DePaul	16 4	
5 N	James Madison	0 9	41 N	Oklahoma St.	14 4	77 H	Arkansas	10 2	131 A	North Florida	9 4	
9 A	Missouri	3 7				86 N	Marshall	5 1	140 N	Creighton	5 0	
9 A	Missouri	7 3				86 N	Marshall	18 0	159 H	St. John's (NY)	11 2	
9 A	Missouri	4 5				89 N	San Jose St.	9 2	159 H	St. John's (NY)	4 0	
18 N	Arizona	0 1				91 N	Fordham	10 2	220 H	Green Bay	10 1	
20 N	South Fla.	6 4							220 H	Green Bay	13 1	
23 N	Fresno St.	3 7							230 N	Belmont	16 0	
24 A	Arizona St.	4 5										
<hr/>												
LAST 10 GAMES												
9 A	Missouri	3 7	35 H	Mississippi St.	8 5							
9 A	Missouri	4 5	35 H	Mississippi St.	6 2							
9 A	Missouri	7 3	103 H	Jacksonville	10 0							
101 A	Lipscomb	7 1	2 A	Florida	0 3							
35 H	Mississippi St.	9 4	2 A	Florida	2 4							

Non-Div. I Games:

Tennessee

Average RPI Win: 106		WON-LOST	WINNING	LAST 10	STRENGTH OF		OPP. STRENGTH	TEAM	ADJ	CONF.	ADJ CONF.			
Average RPI Loss: 36		RECORD	PCT. RANK	GAMES	SCHEDULE		OF SCHEDULE	RPI	RPI	RPI	RPI			
DIV. I ONLY		31-10-0	.7561	23	9-1-0		41	31	21	.6336	20	7	7	
DIV. I NON-CONF.		26-9-0	.74286	33	4-0-0		24	27	21	.63663	15	7	6	
<hr/>														
TOTALS		RPI 1-25		RPI 26-50		W-L RECORDS		RPI 51-100		RPI 101-150		RPI 150+		
31-10-0		2-5-0		1-2-0		OVERALL		14-3-0		5-0-0		9-0-0		
22-7-0		2-3-0		0-1-0		HOME		11-3-0		2-0-0		7-0-0		
3-0-0		0-0-0		0-0-0		AWAY		0-0-0		3-0-0		0-0-0		
6-3-0		0-2-0		1-1-0		NEUTRAL		3-0-0		0-0-0		2-0-0		
26-9-0		2-5-0		1-2-0		NON-CONFERENCE		12-2-0		2-0-0		9-0-0		
20-6-0		2-3-0		0-1-0		HOME		9-2-0		2-0-0		7-0-0		
0-0-0		0-0-0		0-0-		AWAY		0-0-0		0-0-0		0-0-0		
6-3-0		0-2-0		1-1-0		NEUTRAL		3-0-0		0-0-0		2-0-0		
5-1-0		0-0-0		0-0-0		CONFERENCE		2-1-0		3-0-0		0-0-0		
2-1-0		0-0-0		0-0-0		HOME		2-1-0		0-0-0		0-0-0		
3-0-0		0-0-0		0-0-0		AWAY		0-0-0		3-0-0		0-0-0		
0-0-0		0-0-0		0-0-0		NEUTRAL		0-0-0		0-0-0		0-0-0		
RPI	S	Opponent		Score	RPI	S	Opponent		Score	RPI	S	Opponent		Score
1	H	Michigan		2 11	41	N	Oklahoma St.		3 12	52	H	Northwestern		3 2
2	H	Florida		1 11	43	N	Illinois		5 4	53	H	Kansas		6 5
8	N	Auburn		0 6	45	H	Virginia Tech		3 6	53	H	Kansas		6 0
19	N	Tennessee		4 6						54	N	Kent St.		4 3
21	H	South Carolina		1 7						57	H	Texas St.		2 8
25	H	Utah		6 1						60	H	Lehigh		13 2
25	H	Utah		9 1						62	H	New Mexico St.		5 4
										65	H	USC Upstate		8 6
										68	N	Col. of Charleston		4 1
										69	H	Purdue		5 0
										71	H	Wisconsin		5 9
										71	H	Wisconsin		10 2
										87	H	Illinois St.		2 1
										91	N	Fordham		11 2
										98	H	Houston		4 0
										98	H	Houston		6 3
										98	H	Houston		2 5
LAST 10 GAMES														
					98	H	Houston		2 5	118	A	East Carolina		3 1
					98	H	Houston		6 3	52	H	Northwestern		3 2
					98	H	Houston		4 0	168	H	Marist		9 0
					118	A	East Carolina		8 0	54	N	Kent St.		4 3
					118	A	East Carolina		11 3	158	H	Chattanooga		9 0

Non-Div. I Games:

South Fla.

Average RPI Win:	115	WON-LOST	WINNING	LAST 10	STRENGTH OF	OPP. STRENGTH	TEAM	ADJ	CONF.	ADJ CONF.		
Average RPI Loss:	23	RECORD	PCT. RANK	GAMES	SCHEDULE	OF SCHEDULE	RPI	RPI	RPI	RPI		
DIV. I ONLY		27-9-0	.75	24	6-4-0	25	38	20	.63328	21	1	1
DIV. I NON-CONF.		25-2-0	.92593	3	4-0-0	101	65	15	.63292	19	1	1
<hr/>												
TOTALS	RPI 1-25	RPI 26-50		W-L RECORDS		RPI 51-100		RPI 101-150		RPI 150+		
27-9-0	3-8-0	2-0-0		OVERALL		8-0-0		6-1-0		8-0-0		
19-4-0	2-4-0	1-0-0		HOME		7-0-0		4-0-0		5-0-0		
3-4-0	1-3-0	0-0-0		AWAY		0-0-0		2-1-0		0-0-0		
5-1-0	0-1-0	1-0-0		NEUTRAL		1-0-0		0-0-0		3-0-0		
<hr/>												
25-2-0	1-1-0	2-0-0		NON-CONFERENCE		8-0-0		6-1-0		8-0-0		
17-0-0	0-0-0	1-0-0		HOME		7-0-0		4-0-0		5-0-0		
3-1-0	1-0-0	0-0-		AWAY		0-0-0		2-1-0		0-0-0		
5-1-0	0-1-0	1-0-0		NEUTRAL		1-0-0		0-0-0		3-0-0		
<hr/>												
2-7-0	2-7-0	0-0-0		CONFERENCE		0-0-0		0-0-0		0-0-0		
2-4-0	2-4-0	0-0-0		HOME		0-0-0		0-0-0		0-0-0		
0-3-0	0-3-0	0-0-0		AWAY		0-0-0		0-0-0		0-0-0		
0-0-0	0-0-0	0-0-0		NEUTRAL		0-0-0		0-0-0		0-0-0		
<hr/>												
RPI S	Opponent	Score	RPI S	Opponent	Score	RPI S	Opponent	Score	RPI S	Opponent	Score	
1 N	Michigan	3 15	42 H	North Carolina	9 1	58 H	Troy	10 7	102 H	Kennesaw St.	10 1	
8 A	Auburn	0 10	45 N	Virginia Tech	6 0	58 H	Troy	8 0	102 H	Kennesaw St.	7 0	
8 A	Auburn	3 4				66 H	Western Caro.	1 0	114 A	UC Santa Barbara	3 4	
8 A	Auburn	2 5				84 H	Ohio	8 0	114 A	UC Santa Barbara	6 1	
16 H	Kentucky	2 8				85 H	UNCG	11 3	115 A	Charlotte	13 2	
16 H	Kentucky	1 5				87 N	Illinois St.	3 0	123 H	Charleston So.	2 1	
16 H	Kentucky	0 4				94 H	Longwood	2 0	146 H	SIUE	1 0	
17 H	Georgia	3 1				96 H	Michigan St.	8 7	162 H	Coastal Caro.	3 1	
17 H	Georgia	5 4							165 H	UConn	5 4	
17 H	Georgia	1 4							166 H	Winthrop	9 1	
20 A	South Fla.	7 1							172 N	Georgia Tech	3 1	
									232 N	Southern Utah	21 4	
									232 N	Southern Utah	6 5	
									251 H	Buffalo	10 2	
									251 H	Buffalo	7 4	
<hr/>												
LAST 10 GAMES												
58 H	Troy	10 7	8 A	Auburn	0 10	123 H	Charleston So.	2 1				
58 H	Troy	8 0	17 H	Georgia	3 1	17 H	Georgia	5 4				
115 A	Charlotte	13 2	17 H	Georgia	1 4							
8 A	Auburn	3 4										
8 A	Auburn	2 5										

Average RPI Win: 88		WON-LOST RECORD		WINNING PCT. RANK		LAST 10 GAMES		STRENGTH OF SCHEDULE		OPP. STRENGTH OF SCHEDULE		TEAM RPI		ADJ RPI		CONF. RPI		ADJ CONF. RPI	
DIV. I ONLY		24-10-0		.70588 37		8-2-0		36		12		22		.63308 22		4		4	
DIV. I NON-CONF.		19-9-0		.67857 52		3-1-0		15		10		23		.63431 17		4		4	
TOTALS		RPI 1-25		RPI 26-50		W-L RECORDS		RPI 51-100		RPI 101-150		RPI 150+							
24-10-0		4-4-0		3-3-0		OVERALL		10-1-0		2-0-0		5-2-0							
0-0-0		0-0-0		0-0-0		HOME		0-0-0		0-0-0		0-0-0							
10-5-0		3-3-0		1-1-0		AWAY		6-1-0		0-0-0		0-0-0							
14-5-0		1-1-0		2-2-0		NEUTRAL		4-0-0		2-0-0		5-2-0							
19-9-0		4-4-0		3-3-0		NON-CONFERENCE		5-0-0		2-0-0		5-2-0							
0-0-0		0-0-0		0-0-0		HOME		0-0-0		0-0-0		0-0-0							
5-4-0		3-3-0		1-0-		AWAY		1-0-0		0-0-0		0-0-0							
14-5-0		1-1-0		2-2-0		NEUTRAL		4-0-0		2-0-0		5-2-0							
5-1-0		0-0-0		0-0-0		CONFERENCE		5-1-0		0-0-0		0-0-0							
0-0-0		0-0-0		0-0-0		HOME		0-0-0		0-0-0		0-0-0							
5-1-0		0-0-0		0-0-0		AWAY		5-1-0		0-0-0		0-0-0							
0-0-0		0-0-0		0-0-0		NEUTRAL		0-0-0		0-0-0		0-0-0							
RPI S	Opponent	Score		RPI S	Opponent	Score		RPI S	Opponent	Score		RPI S	Opponent	Score					
7 N	Washington	2	7	29 A	Tulsa	4	6	52 A	Northwestern	2	10	103 N	Jacksonville	20	4				
11 A	Florida St.	0	2	29 N	Tulsa	1	10	52 A	Northwestern	16	0	111 N	Saint Francis (PA)	9	2				
11 A	Florida St.	4	5	30 A	Fla. Atlantic	1	0	52 A	Northwestern	8	4	154 N	UMKC	2	1				
12 A	Oklahoma	12	10	31 N	Long Beach St.	2	13	53 A	Kansas	4	2	160 N	LIU Brooklyn	8	0				
12 N	Oklahoma	1	0	45 N	Virginia Tech	8	0	55 N	Texas Tech	7	4	175 N	Robert Morris	1	4				
17 A	Georgia	5	6	45 N	Virginia Tech	9	3	66 N	Western Caro.	7	1	189 N	Mercer	2	5				
17 A	Georgia	4	3					69 A	Purdue	4	3	203 N	Massachusetts	12	0				
24 A	Arizona St.	10	1					69 A	Purdue	4	1	258 N	Utah Valley	9	0				
								69 A	Purdue	5	0	265 N	Mt. St. Mary's	12	7				
								98 N	Houston	5	3								
								98 N	Houston	6	1								
				LAST 10 GAMES															
				52 A	Northwestern	8	4	69 A	Purdue	5	0								
				52 A	Northwestern	2	10	154 N	UMKC	2	1								
				52 A	Northwestern	16	0	53 A	Kansas	4	2								
				69 A	Purdue	4	3	29 N	Tulsa	1	10								
				69 A	Purdue	4	1	12 A	Oklahoma	12	10								

Non-Div. I Games:

Minnesota

Average RPI Win:		102	WON-LOST RECORD		WINNING PCT. RANK		LAST 10 GAMES		STRENGTH OF SCHEDULE		OPP. STRENGTH OF SCHEDULE		TEAM RPI		ADJ RPI		CONF. RPI		ADJ CONF. RPI	
DIV. I ONLY			24-9-1		.72059	34	8-2-0		38		25		23		.63209	23	12		11	
DIV. I NON-CONF.			18-9-1		.66071	61	2-2-0		13		9		25		.6311	21	12		11	
TOTALS		RPI 1-25		RPI 26-50		W-L RECORDS		RPI 51-100		RPI 101-150		RPI 150+								
24-9-1		2-4-0		3-3-1		OVERALL		10-1-0		3-1-0		6-0-0								
9-1-0		0-1-0		0-0-0		HOME		6-0-0		3-0-0		0-0-0								
3-1-0		0-0-0		0-1-0		AWAY		0-0-0		0-0-0		3-0-0								
12-7-1		2-3-0		3-2-1		NEUTRAL		4-1-0		0-1-0		3-0-0								
18-9-1		2-4-0		3-3-1		NON-CONFERENCE		7-1-0		3-1-0		3-0-0								
6-1-0		0-1-0		0-0-0		HOME		3-0-0		3-0-0		0-0-0								
0-1-0		0-0-0		0-0-		AWAY		0-0-0		0-0-0		0-0-0								
12-7-1		2-3-0		3-2-1		NEUTRAL		4-1-0		0-1-0		3-0-0								
6-0-0		0-0-0		0-0-0		CONFERENCE		3-0-0		0-0-0		3-0-0								
3-0-0		0-0-0		0-0-0		HOME		3-0-0		0-0-0		0-0-0								
3-0-0		0-0-0		0-0-0		AWAY		0-0-0		0-0-0		3-0-0								
0-0-0		0-0-0		0-0-0		NEUTRAL		0-0-0		0-0-0		0-0-0								
RPI	S	Opponent		Score		RPI	S	Opponent		Score		RPI	S	Opponent		Score				
6	N	Oregon		0	9	27	N	Oregon St.		6	6	52	N	Northwestern		7	1			
7	H	Washington		3	12	31	N	Long Beach St.		5	4	52	N	Northwestern		6	4			
10	N	Baylor		4	5	32	A	Cal St. Fullerton		0	5	53	H	Kansas		3	2			
12	N	Oklahoma		2	3	38	N	California		7	0	53	H	Kansas		5	3			
19	N	Tennessee		7	3	39	N	BYU		3	6	61	H	San Diego St.		6	3			
25	N	Utah		2	0	40	N	Ohio St.		6	9	61	H	San Diego St.		8	5			
						46	N	Indiana		7	0	61	H	San Diego St.		9	2			
												64	N	Boston College		3	1			
												70	N	CSUN		3	1			
												71	N	Wisconsin		0	4			
												78	H	Weber St.		2	0			
		</																		

Non-Div. I Games:

Fresno St.

Average RPI Win:		110	WON-LOST RECORD		WINNING PCT. RANK		LAST 10 GAMES		STRENGTH OF SCHEDULE		OPP. STRENGTH OF SCHEDULE		TEAM RPI		ADJ RPI		CONF. RPI		ADJ CONF. RPI				
DIV. I ONLY			27-10-0		.72973 31		6-4-0		47		20		24		.61825 24		2		2				
DIV. I NON-CONF.			24-7-0		.77419 28		3-1-0		46		33		24		.62142 25		2		2				
TOTALS		RPI 1-25		RPI 26-50				W-L RECORDS				RPI 51-100				RPI 101-150				RPI 150+			
27-10-0		3-6-0		3-4-0				OVERALL				10-0-0				3-0-0				8-0-0			
22-6-0		2-5-0		1-1-0				HOME				8-0-0				3-0-0				8-0-0			
2-2-0		0-0-0		2-2-0				AWAY				0-0-0				0-0-0				0-0-0			
3-2-0		1-1-0		0-1-0				NEUTRAL				2-0-0				0-0-0				0-0-0			
24-7-0		2-4-0		1-3-0				NON-CONFERENCE				10-0-0				3-0-0				8-0-0			
21-4-0		1-3-0		1-1-0				HOME				8-0-0				3-0-0				8-0-0			
0-1-0		0-0-0		0-0-				AWAY				0-0-0				0-0-0				0-0-0			
3-2-0		1-1-0		0-1-0				NEUTRAL				2-0-0				0-0-0				0-0-0			
3-3-0		1-2-0		2-1-0				CONFERENCE				0-0-0				0-0-0				0-0-0			
1-2-0		1-2-0		0-0-0				HOME				0-0-0				0-0-0				0-0-0			
2-1-0		0-0-0		2-1-0				AWAY				0-0-0				0-0-0				0-0-0			
0-0-0		0-0-0		0-0-0				NEUTRAL				0-0-0				0-0-0				0-0-0			
RPI	S	Opponent		Score		RPI	S	Opponent		Score		RPI	S	Opponent		Score		RPI	S	Opponent		Score	
5	H	James Madison		1	2	31	N	Long Beach St.		8	10	52	N	Northwestern		2	1	111	H	Saint Francis (PA)		11	3
9	N	Missouri		0	8	32	A	Cal St. Fullerton		2	3	55	H	Texas Tech		7	3	111	H	Saint Francis (PA)		12	9
10	N	Baylor		2	0	34	H	Nebraska		6	0	55	H	Texas Tech		3	1	118	H	East Carolina		9	1
16	H	Kentucky		3	5	38	A	California		9	1	55	H	Texas Tech		4	3	164	H	Memphis		11	3
18	H	Arizona		3	2	38	A	California		7	4	71	N	Wisconsin		4	1	171	H	Montana		9	2
18	H	Arizona		0	2	38	A	California		6	7	75	H	UNI		3	1	198	H	Utah St.		11	1
18	H	Arizona		4	5	40	H	Ohio St.		5	11	87	H	Illinois St.		6	0	208	H	San Diego		9	1
19	H	Tennessee		5	4							89	H	San Jose St.		8	0	226	H	Portland St.		7	1
22	H	Minnesota		1	10							96	H	Michigan St.		5	2	249	H	Georgetown		8	3
												98	H	Houston		6	5	249	H	Georgetown		13	0
																		265	H	Mt. St. Mary's		17	0
						LAST 10 GAMES																	
						38	A	California		9	1	55	H	Texas Tech		3	1						
						38	A	California		6	7	18	H	Arizona		3	2						
						38	A	California		7	4	18	H	Arizona		4	5						
						55	H	Texas Tech		7	3	18	H	Arizona		0	2						
						55	H	Texas Tech		4	3	5	H	James Madison		1	2						

Non-Div. I Games:

Arizona St.

Non-Div. I Games:

Tie, Loss, Non-Conf,S Site, H Home, A Away, N Neutral Page 25

UCF

Average RPI Win:		124	WON-LOST RECORD		WINNING PCT. RANK		LAST 10 GAMES		STRENGTH OF SCHEDULE		OPP. STRENGTH OF SCHEDULE		TEAM RPI		ADJ RPI		CONF. RPI		ADJ CONF. RPI	
DIV. I ONLY			24-13-0		.64865 54		5-5-0		27		23		26		.60895 26		7		7	
DIV. I NON-CONF.			23-13-0		.63889 69		4-5-0		16		15		28		.60945 29		7		6	
TOTALS		RPI 1-25		RPI 26-50		W-L RECORDS		RPI 51-100		RPI 101-150		RPI 150+								
24-13-0		2-10-0		0-2-0		OVERALL		6-1-0		8-0-0		8-0-0								
19-4-0		2-2-0		0-1-0		HOME		5-1-0		6-0-0		6-0-0								
2-3-0		0-3-0		0-0-0		AWAY		0-0-0		1-0-0		1-0-0								
3-6-0		0-5-0		0-1-0		NEUTRAL		1-0-0		1-0-0		1-0-0								
23-13-0		2-10-0		0-2-0		NON-CONFERENCE		6-1-0		8-0-0		7-0-0								
19-4-0		2-2-0		0-1-0		HOME		5-1-0		6-0-0		6-0-0								
1-3-0		0-3-0		0-0-		AWAY		0-0-0		1-0-0		0-0-0								
3-6-0		0-5-0		0-1-0		NEUTRAL		1-0-0		1-0-0		1-0-0								
1-0-0		0-0-0		0-0-0		CONFERENCE		0-0-0		0-0-0		1-0-0								
0-0-0		0-0-0		0-0-0		HOME		0-0-0		0-0-0		0-0-0								
1-0-0		0-0-0		0-0-0		AWAY		0-0-0		0-0-0		1-0-0								
0-0-0		0-0-0		0-0-0		NEUTRAL		0-0-0		0-0-0		0-0-0								
RPI	S	Opponent		Score		RPI	S	Opponent		Score		RPI	S	Opponent		Score				
4	H	Alabama		8	1	28	N	Notre Dame		1	5	54	H	Kent St.		4	2			
5	H	James Madison		0	1	30	H	Fla. Atlantic		0	2	62	H	New Mexico St.		2	1			
7	N	Washington		7	9							62	H	New Mexico St.		3	0			
8	H	Auburn		0	2							69	H	Purdue		2	3			
10	A	Baylor		1	3							72	N	Syracuse		4	0			
10	A	Baylor		0	3							87	H	Illinois St.		1	0			
10	A	Baylor		0	2							91	H	Fordham		4	0			
13	N	Texas A&M		4	10									131 A North Florida		7	2			
14	N	LSU		5	6									144 H Liberty		7	2			
15	N	UCLA		0	2									157 H Middle Tenn.		2	0			
18	N	Arizona		4	19									160 H LIU Brooklyn		3	1			
25	H	Utah		4	3									165 A UConn		1	0			
														172 H Georgia Tech		1	0			
														192 H Indiana St.		10	2			
														227 N Yale		8	2			
														231 H South Dakota		8	0			
														240 H La Salle		9	0			
LAST 10 GAMES																				
						165	A	UConn		1	0	10	A	Baylor		0	2			
						172	H	Georgia Tech		1	0	62	H	New Mexico St.		2	1			
								54 H Kent St.		4	2	62	H	New Mexico St.		3	0			
								10 A Baylor		0	3	30	H	Fla. Atlantic		0	2			
								10 A Baylor		1	3	69	H	Purdue		2	3			

Average RPI Win:	128	WON-LOST RECORD	WINNING PCT. RANK	LAST 10 GAMES	STRENGTH OF SCHEDULE	OPP. STRENGTH OF SCHEDULE	TEAM RPI	ADJ RPI	CONF. RPI	ADJ CONF. RPI		
DIV. I ONLY		26-6-0	.8125	12	7-3-0	108	30	27	.6084	28	5	5
DIV. I NON-CONF.		21-3-0	.875	12	3-0-0	129	46	26	.61634	26	5	5
<hr/>												
TOTALS	RPI 1-25	RPI 26-50		W-L RECORDS		RPI 51-100		RPI 101-150		RPI 150+		
26-6-0	3-3-0	2-1-0		OVERALL		6-2-0		7-0-0		8-0-0		
4-1-0	1-1-0	0-0-0		HOME		0-0-0		0-0-0		3-0-0		
7-2-0	0-0-0	0-0-0		AWAY		3-2-0		4-0-0		0-0-0		
15-3-0	2-2-0	2-1-0		NEUTRAL		3-0-0		3-0-0		5-0-0		
<hr/>												
21-3-0	2-2-0	2-1-0		NON-CONFERENCE		5-0-0		4-0-0		8-0-0		
3-0-0	0-0-0	0-0-0		HOME		0-0-0		0-0-0		3-0-0		
3-0-0	0-0-0	0-0-		AWAY		2-0-0		1-0-0		0-0-0		
15-3-0	2-2-0	2-1-0		NEUTRAL		3-0-0		3-0-0		5-0-0		
<hr/>												
5-3-0	1-1-0	0-0-0		CONFERENCE		1-2-0		3-0-0		0-0-0		
1-1-0	1-1-0	0-0-0		HOME		0-0-0		0-0-0		0-0-0		
4-2-0	0-0-0	0-0-0		AWAY		1-2-0		3-0-0		0-0-0		
0-0-0	0-0-0	0-0-0		NEUTRAL		0-0-0		0-0-0		0-0-0		
<hr/>												
RPI S	Opponent	Score		RPI S	Opponent	Score		RPI S	Opponent	Score		
7 N	Washington	4	5	26 N	UCF	5	1	56 N	Georgia St.	10	4	
11 H	Florida St.	5	14	38 N	California	7	8	72 A	Syracuse	4	6	
11 H	Florida St.	5	4	39 N	BYU	4	2	72 A	Syracuse	2	5	
15 N	UCLA	8	6					72 A	Syracuse	6	1	
16 N	Kentucky	7	10					80 A	FIU	17	8	
25 N	Utah	2	1					80 A	FIU	6	3	
								90 N	Cal Poly	6	3	
								97 N	Penn St.	6	2	

Non-Div. I Games:

Notre Dame

Average RPI Win: 118		WON-LOST RECORD	WINNING PCT. RANK	LAST 10 GAMES	STRENGTH OF SCHEDULE	OPP. STRENGTH OF SCHEDULE	TEAM RPI	ADJ RPI	CONF. RPI	ADJ CONF. RPI	
Average RPI Loss: 61											
DIV. I ONLY		26-7-0	.78788 16	8-2-0	89	49	28	.60551 29	7	7	
DIV. I NON-CONF.		21-6-0	.77778 27	3-1-0	76	53	30	.60584 31	7	6	
TOTALS		RPI 1-25	RPI 26-50		W-L RECORDS		RPI 51-100		RPI 101-150		RPI 150+
26-7-0	2-1-0		2-3-0		OVERALL		6-2-0		10-1-0		6-0-0
8-0-0	1-0-0		0-0-0		HOME		0-0-0		5-0-0		2-0-0
8-3-0	0-0-0		2-2-0		AWAY		3-1-0		3-0-0		0-0-0
10-4-0	1-1-0		0-1-0		NEUTRAL		3-1-0		2-1-0		4-0-0
21-6-0	2-1-0		2-3-0		NON-CONFERENCE		4-1-0		7-1-0		6-0-0
5-0-0	1-0-0		0-0-0		HOME		0-0-0		2-0-0		2-0-0
6-2-0	0-0-0		2-0-		AWAY		1-0-0		3-0-0		0-0-0
10-4-0	1-1-0		0-1-0		NEUTRAL		3-1-0		2-1-0		4-0-0
5-1-0	0-0-0		0-0-0		CONFERENCE		2-1-0		3-0-0		0-0-0
3-0-0	0-0-0		0-0-0		HOME		0-0-0		3-0-0		0-0-0
2-1-0	0-0-0		0-0-0		AWAY		2-1-0		0-0-0		0-0-0
0-0-0	0-0-0		0-0-0		NEUTRAL		0-0-0		0-0-0		0-0-0
RPI S	Opponent	Score	RPI S	Opponent	Score	RPI S	Opponent	Score	RPI S	Opponent	Score
11 N	Florida St.	0 8	30 A	Fla. Atlantic	0 1	77 A	Arkansas	4 3	110 A	Stanford	11 0
22 H	Minnesota	6 4	36 A	Texas	3 0	78 N	Weber St.	5 3	116 N	Abilene Christian	1 2
22 N	Minnesota	10 1	36 A	Texas	3 0	82 N	Hofstra	2 4	118 H	East Carolina	8 0
			43 N	Illinois	4 5	82 N	Hofstra	6 3	118 H	East Carolina	12 3
			49 A	Wichita St.	3 11	97 N	Penn St.	11 4	118 H	East Carolina	11 3
						98 A	Houston	8 3	132 A	UTSA	6 0
						98 A	Houston	11 2	132 A	UTSA	10 1
						98 A	Houston	1 2	136 N	Virginia	4 3
									138 H	Lamar	14 2
									138 H	Lamar	9 0
									148 N	Wright St.	2 1
									154 N	UMKC	10 0
									169 H	Iowa	9 7
									169 H	Iowa	2 1
									197 N	A&M-Corpus Christi	5 3
									205 N	Saint Louis	9 2
									252 N	North Dakota	15 0
			LAST 10 GAMES								
			118 H	East Carolina	11 3	98 A	Houston	1 2			
			118 H	East Carolina	8 0	98 A	Houston	11 2			
			118 H	East Carolina	12 3	205 N	Saint Louis	9 2			
			49 A	Wichita St.	3 11	22 N	Minnesota	10 1			
			98 A	Houston	8 3	154 N	UMKC	10 0			

Non-Div. I Games:

Tulsa

Average RPI Win:		126	WON-LOST RECORD		WINNING PCT. RANK		LAST 10 GAMES		STRENGTH OF SCHEDULE		OPP. STRENGTH OF SCHEDULE		TEAM RPI		ADJ RPI		CONF. RPI		ADJ CONF. RPI				
DIV. I ONLY			30-7-0		.81081 14		8-2-0		102		70		29		.6048 30		10		10				
DIV. I NON-CONF.			23-5-0		.82143 21		1-0-0		136		60		34		.59898 35		9		9				
TOTALS		RPI 1-25		RPI 26-50		W-L RECORDS		RPI 51-100		RPI 101-150		RPI 150+											
30-7-0		0-2-0		4-0-0		OVERALL		11-2-0		3-0-0		12-3-0											
20-6-0		0-1-0		3-0-0		HOME		8-2-0		2-0-0		7-3-0											
6-0-0		0-0-0		1-0-0		AWAY		0-0-0		1-0-0		4-0-0											
4-1-0		0-1-0		0-0-0		NEUTRAL		3-0-0		0-0-0		1-0-0											
23-5-0		0-2-0		4-0-0		NON-CONFERENCE		7-0-0		3-0-0		9-3-0											
16-4-0		0-1-0		3-0-0		HOME		4-0-0		2-0-0		7-3-0											
3-0-0		0-0-0		1-0-		AWAY		0-0-0		1-0-0		1-0-0											
4-1-0		0-1-0		0-0-0		NEUTRAL		3-0-0		0-0-0		1-0-0											
7-2-0		0-0-0		0-0-0		CONFERENCE		4-2-0		0-0-0		3-0-0											
4-2-0		0-0-0		0-0-0		HOME		4-2-0		0-0-0		0-0-0											
3-0-0		0-0-0		0-0-0		AWAY		0-0-0		0-0-0		3-0-0											
0-0-0		0-0-0		0-0-0		NEUTRAL		0-0-0		0-0-0		0-0-0											
RPI	S	Opponent		Score		RPI	S	Opponent		Score		RPI	S	Opponent		Score							
6	N	Oregon		5	6	26	A	UCF		2	0	62	N	New Mexico St.		5	3						
22	H	Minnesota		0	1	29	H	Tulsa		1	0	69	N	Purdue		6	1						
						50	H	Northern Ill.		6	2	76	H	Southern Miss.		2	3						
						50	H	Northern Ill.		8	0	76	H	Southern Miss.		3	2						
												76	H	Southern Miss.		3	0						
												82	H	Hofstra		6	1						
												93	N	Drake		8	0						
												95	H	Louisiana Tech		2	1						
												95	H	Louisiana Tech		2	5						
												95	H	Louisiana Tech		6	0						
												96	H	Michigan St.		6	0						
												96	H	Michigan St.		3	0						
												97	H	Penn St.		4	2						
LAST 10 GAMES						LAST 10 GAMES						LAST 10 GAMES											
95 H Louisiana Tech						2	1	76 H Southern Miss.						2	3	95 H Louisiana Tech						6	0
95 H Louisiana Tech						6	0	157 A Middle Tenn.						7	0	95 H Louisiana Tech						2	5
95 H Louisiana Tech						2	5	157 A Middle Tenn.						9	0	76 H Southern Miss.						3	2
76 H Southern Miss.						3	2	157 A Middle Tenn.						3	1	76 H Southern Miss.						3	0
76 H Southern Miss.						3	0	69 N Purdue						6	1								

Non-Div. I Games:

Fla. Atlantic

Average RPI Win:		105	WON-LOST RECORD		WINNING PCT. RANK	LAST 10 GAMES		STRENGTH OF SCHEDULE		OPP. STRENGTH OF SCHEDULE	TEAM RPI	ADJ RPI	CONF. RPI	ADJ CONF. RPI																					
Average RPI Loss:		33																																	
DIV. I ONLY			22-12-0		.64706	55	7-3-0		43	21	33	.60187	31	9	8																				
DIV. I NON-CONF.			20-11-0		.64516	66	5-2-0		32	8	37	.6007	34	8	8																				
TOTALS		RPI 1-25		RPI 26-50		W-L RECORDS		RPI 51-100		RPI 101-150		RPI 150+																							
22-12-0		2-6-0		5-3-0		OVERALL		5-3-0		5-0-0		5-0-0																							
4-1-0		0-1-0		1-0-0		HOME		0-0-0		1-0-0		2-0-0																							
5-1-0		0-0-0		0-0-0		AWAY		2-1-0		3-0-0		0-0-0																							
13-10-0		2-5-0		4-3-0		NEUTRAL		3-2-0		1-0-0		3-0-0																							
20-11-0		2-6-0		5-3-0		NON-CONFERENCE		3-2-0		5-0-0		5-0-0																							
4-1-0		0-1-0		1-0-0		HOME		0-0-0		1-0-0		2-0-0																							
3-0-0		0-0-0		0-0-		AWAY		0-0-0		3-0-0		0-0-0																							
13-10-0		2-5-0		4-3-0		NEUTRAL		3-2-0		1-0-0		3-0-0																							
2-1-0		0-0-0		0-0-0		CONFERENCE		2-1-0		0-0-0		0-0-0																							
0-0-0		0-0-0		0-0-0		HOME		0-0-0		0-0-0		0-0-0																							
2-1-0		0-0-0		0-0-0		AWAY		2-1-0		0-0-0		0-0-0																							
0-0-0		0-0-0		0-0-0		NEUTRAL		0-0-0		0-0-0		0-0-0																							
RPI	S	Opponent		Score		RPI	S	Opponent		Score		RPI	S	Opponent		Score																			
1	N	Michigan		4	10	35	H	Mississippi St.		5	1	52	N	Northwestern		3	2																		
1	N	Michigan		0	11	38	N	California		2	7	55	N	Texas Tech		2	4																		
12	N	Oklahoma		0	7	39	N	BYU		6	0	70	A	CSUN		2	0																		
15	H	UCLA		2	3	40	N	Ohio St.		5	3	70	A	CSUN		3	2																		
22	N	Minnesota		13	2	42	N	North Carolina		5	7	70	A	CSUN		1	2																		
23	N	Fresno St.		4	5	43	N	Illinois		4	5	72	N	Syracuse		0	1																		
24	N	Arizona St.		10	8	48	N	North Dakota St.		8	1	78	N	Weber St.		8	4																		
25	N	Utah		5	10	48	N	North Dakota St.		2	1	89	N	San Jose St.		2	1																		
LAST 10 GAMES																																			
70 A CSUN						2						0						78 N Weber St.						8						4					
70 A CSUN						1						2						43 N Illinois						4						5					
70 A CSUN						3						2						23 N Fresno St.						4						5					
130 A Loyola Marymount						9						1						40 N Ohio St.						5						3					
130 A Loyola Marymount						7						4						39 N BYU						6						0					

Non-Div. I Games:

Long Beach St.

Average RPI Win:		136	WON-LOST		WINNING		LAST 10		STRENGTH OF		OPP. STRENGTH		TEAM	ADJ		CONF.	ADJ CONF.							
Average RPI Loss:		53	RECORD		PCT. RANK		GAMES		SCHEDULE		OF SCHEDULE		RPI	RPI		RPI	RPI							
DIV. I ONLY			28-10-0		.73684		28		8-2-0		93		50		38		.60093		32		9		8	
DIV. I NON-CONF.			25-10-0		.71429		40		5-2-0		113		32		46		.58949		40		8		8	
TOTALS		RPI 1-25		RPI 26-50		W-L RECORDS		RPI 51-100		RPI 101-150		RPI 150+												
28-10-0		3-5-0		4-1-0		OVERALL		6-3-0		5-0-0		10-1-0												
18-5-0		3-3-0		1-0-0		HOME		6-2-0		4-0-0		4-0-0												
3-0-0		0-0-0		0-0-0		AWAY		0-0-0		0-0-0		3-0-0												
7-5-0		0-2-0		3-1-0		NEUTRAL		0-1-0		1-0-0		3-1-0												
25-10-0		3-5-0		4-1-0		NON-CONFERENCE		6-3-0		2-0-0		10-1-0												
15-5-0		3-3-0		1-0-0		HOME		6-2-0		1-0-0		4-0-0												
3-0-0		0-0-0		0-0-		AWAY		0-0-0		0-0-0		3-0-0												
7-5-0		0-2-0		3-1-0		NEUTRAL		0-1-0		1-0-0		3-1-0												
3-0-0		0-0-0		0-0-0		CONFERENCE		0-0-0		3-0-0		0-0-0												
3-0-0		0-0-0		0-0-0		HOME		0-0-0		3-0-0		0-0-0												
0-0-0		0-0-0		0-0-0		AWAY		0-0-0		0-0-0		0-0-0												
0-0-0		0-0-0		0-0-0		NEUTRAL		0-0-0		0-0-0		0-0-0												
RPI	S	Opponent		Score		RPI	S	Opponent		Score		RPI	S	Opponent		Score								
4	H	Alabama		1	2	35	N	Mississippi St.		3	2	52	H	Northwestern		2	0							
11	H	Florida St.		1	10	35	N	Mississippi St.		2	0	61	H	San Diego St.		8	4							
12	H	Oklahoma		7	5	39	N	BYU		6	7	62	N	New Mexico St.		4	5							
15	H	UCLA		4	5	41	N	Oklahoma St.		4	2	71	H	Wisconsin		2	3							
17	N	Georgia		6	7	42	H	North Carolina		6	5	77	H	Arkansas		8	1							
23	H	Fresno St.		5	0							78	H	Weber St.		1	10							
24	H	Arizona St.		3	2							78	H	Weber St.		9	7							
25	N	Utah		2	7							89	H	San Jose St.		6	3							
												92	H	New Mexico		2	0							
														227 H Yale		8	0							
														242 H Princeton		5	0							
														242 N Princeton		4	0							
														247 A CSU Bakersfield		8	2							
														258 H Utah Valley		9	2							
														263 H Canisius		8	0							
														279 A Santa Clara		5	3							
														279 A Santa Clara		10	0							
LAST 10 GAMES																								
						127	H	UC Riverside		12	2	23	H	Fresno St.		5	0							
						127	H	UC Riverside		9	1	92	H	New Mexico		2	0							
						127	H	UC Riverside		2	1	77	H	Arkansas		8	1							
						15	H	UCLA		4	5	12	H	Oklahoma		7	5							
						247	A	CSU Bakersfield		8	2	4	H	Alabama		1	2							

Non-Div. I Games:

Cal St. Fullerton

Average RPI Win:	129	WON-LOST	WINNING	LAST 10	STRENGTH OF	OPP. STRENGTH	TEAM	ADJ	CONF.	ADJ CONF.			
Average RPI Loss:	41	RECORD	PCT. RANK	GAMES	SCHEDULE	OF SCHEDULE	RPI	RPI	RPI	RPI			
DIV. I ONLY	27-10-0	.72973	31	5-5-0	53	45	30	.60002	33	1	1		
DIV. I NON-CONF.	24-5-0	.82759	20	3-2-0	147	90	38	.5911	38	1	1		
<hr/>													
TOTALS	RPI 1-25	RPI 26-50		W-L RECORDS		RPI 51-100		RPI 101-150		RPI 150+			
27-10-0	2-4-0	1-4-0		OVERALL		8-1-0		4-1-0		12-0-0			
15-2-0	1-2-0	0-0-0		HOME		6-0-0		3-0-0		5-0-0			
6-7-0	1-2-0	1-3-0		AWAY		2-1-0		1-1-0		1-0-0			
6-1-0	0-0-0	0-1-0		NEUTRAL		0-0-0		0-0-0		6-0-0			
<hr/>													
24-5-0	0-0-0	0-3-0		NON-CONFERENCE		8-1-0		4-1-0		12-0-0			
14-0-0	0-0-0	0-0-0		HOME		6-0-0		3-0-0		5-0-0			
4-4-0	0-0-0	0-0-		AWAY		2-1-0		1-1-0		1-0-0			
6-1-0	0-0-0	0-1-0		NEUTRAL		0-0-0		0-0-0		6-0-0			
<hr/>													
3-5-0	2-4-0	1-1-0		CONFERENCE		0-0-0		0-0-0		0-0-0			
1-2-0	1-2-0	0-0-0		HOME		0-0-0		0-0-0		0-0-0			
2-3-0	1-2-0	1-1-0		AWAY		0-0-0		0-0-0		0-0-0			
0-0-0	0-0-0	0-0-0		NEUTRAL		0-0-0		0-0-0		0-0-0			
<hr/>													
RPI	S	Opponent	Score	RPI	S	Opponent	Score	RPI	S	Opponent	Score		
9	H	Missouri	3 5	35	A	Mississippi St.	4 3	58	A	Troy	6 1		
9	H	Missouri	0 2	35	A	Mississippi St.	0 1	63	H	Samford	5 4		
9	H	Missouri	9 5	37	N	McNeese St.	1 2	75	H	UNI	1 0		
16	A	Kentucky	3 1	41	A	Oklahoma St.	6 8	75	H	UNI	5 0		
16	A	Kentucky	1 3	41	A	Oklahoma St.	6 9	76	A	Southern Miss.	10 1		
16	A	Kentucky	2 6					76	A	Southern Miss.	1 2		
								97	H	Penn St.	4 3		
								97	H	Penn St.	7 6		
								99	H	Central Ark.	7 0		
										113	H	SFA	4 2
										128	A	Hawaii	0 3
										128	A	Hawaii	6 5
										132	H	UTSA	8 0
										132	H	UTSA	9 1
										154	N	UMKC	5 4
										164	A	Memphis	7 3
										167	N	St. Mary's (CA)	10 2
										167	N	St. Mary's (CA)	5 0
										176	H	La.-Monroe	2 1
										177	N	Tennessee Tech	8 5
										200	H	Youngstown St.	9 2
										202	N	Eastern Ill.	4 2
										202	N	Eastern Ill.	8 0
										203	H	Massachusetts	1 0
										230	H	Belmont	9 5
										230	H	Belmont	8 0
<hr/>													
LAST 10 GAMES													
35	A	Mississippi St.	0 1	164	A	Memphis	7 3						
35	A	Mississippi St.	4 3	16	A	Kentucky	2 6						
63	H	Samford	5 4	16	A	Kentucky	1 3						
41	A	Oklahoma St.	6 9	16	A	Kentucky	3 1						
41	A	Oklahoma St.	6 8	176	H	La.-Monroe	2 1						

Non-Div. I Games:

Ole Miss

Average RPI Win:	118	WON-LOST RECORD	WINNING PCT. RANK	LAST 10 GAMES	STRENGTH OF SCHEDULE	OPP. STRENGTH OF SCHEDULE	TEAM RPI	ADJ RPI	CONF. RPI	ADJ CONF. RPI				
DIV. I ONLY		22-12-0	.64706	55	5-5-0	40	43	36	.59916	34	4	4		
DIV. I NON-CONF.		18-9-0	.66667	55	2-2-0	17	35	27	.61634	26	4	4		
<hr/>														
TOTALS	RPI 1-25	RPI 26-50		W-L RECORDS		RPI 51-100		RPI 101-150		RPI 150+				
22-12-0	2-5-0	6-3-0		OVERALL		4-3-0		1-0-0		9-1-0				
4-1-0	0-0-0	2-1-0		HOME		0-0-0		0-0-0		2-0-0				
6-5-0	0-1-0	1-2-0		AWAY		3-1-0		0-0-0		2-1-0				
12-6-0	2-4-0	3-0-0		NEUTRAL		1-2-0		1-0-0		5-0-0				
18-9-0	2-5-0	4-1-0		NON-CONFERENCE		4-3-0		1-0-0		7-0-0				
4-1-0	0-0-0	2-1-0		HOME		0-0-0		0-0-0		2-0-0				
3-2-0	0-1-0	0-0-		AWAY		3-1-0		0-0-0		0-0-0				
11-6-0	2-4-0	2-0-0		NEUTRAL		1-2-0		1-0-0		5-0-0				
4-3-0	0-0-0	2-2-0		CONFERENCE		0-0-0		0-0-0		2-1-0				
0-0-0	0-0-0	0-0-0		HOME		0-0-0		0-0-0		0-0-0				
3-3-0	0-0-0	1-2-0		AWAY		0-0-0		0-0-0		2-1-0				
1-0-0	0-0-0	1-0-0		NEUTRAL		0-0-0		0-0-0		0-0-0				
RPI	S	Opponent	Score		RPI	S	Opponent	Score		RPI	S	Opponent	Score	
2	N	Florida	0	8	40	N	Ohio St.	5	4	61	N	San Diego St.	3	1
5	N	James Madison	8	4	43	A	Illinois	3	8	75	A	UNI	7	4
5	N	James Madison	0	7	43	A	Illinois	10	2	77	N	Arkansas	10	11
6	N	Oregon	6	5	43	A	Illinois	2	10	81	A	North Carolina St.	6	1
7	N	Washington	5	6	47	N	Louisville	4	3	81	A	North Carolina St.	6	11
12	N	Oklahoma	2	4	47	N	Louisville	3	0	92	N	New Mexico	3	6
24	A	Arizona St.	0	6	49	H	Wichita St.	6	4	93	A	Drake	11	2
					49	H	Wichita St.	1	2					
					49	H	Wichita St.	10	5					
LAST 10 GAMES														
					211	A	Maryland	26	4	43	A	Illinois	3	8
					211	A	Maryland	14	2	43	A	Illinois	10	2
					211	A	Maryland	4	7	129	N	DePaul	7	5
					244	H	South Dakota St.	3	2	12	N	Oklahoma	2	4
					43	A	Illinois	2	10	92	N	New Mexico	3	6

Non-Div. I Games:

Nebraska

Average RPI Win:	118	WON-LOST	WINNING	LAST 10	STRENGTH OF	OPP. STRENGTH	TEAM	ADJ	CONF.	ADJ CONF.		
Average RPI Loss:	36	RECORD	PCT. RANK	GAMES	SCHEDULE	OF SCHEDULE	RPI	RPI	RPI	RPI		
DIV. I ONLY		21-14-0	.6	84	3-7-0	15	62	31	.59903	35	1	1
DIV. I NON-CONF.		19-8-0	.7037	44	1-2-0	33	107	33	.59524	37	1	1
<hr/>												
TOTALS	RPI 1-25	RPI 26-50		W-L RECORDS		RPI 51-100		RPI 101-150		RPI 150+		
21-14-0	1-6-0	3-5-0		OVERALL		7-3-0		3-0-0		7-0-0		
13-6-0	1-2-0	1-1-0		HOME		5-3-0		1-0-0		5-0-0		
2-4-0	0-3-0	1-1-0		AWAY		0-0-0		0-0-0		1-0-0		
6-4-0	0-1-0	1-3-0		NEUTRAL		2-0-0		2-0-0		1-0-0		
19-8-0	0-1-0	2-4-0		NON-CONFERENCE		7-3-0		3-0-0		7-0-0		
11-3-0	0-0-0	0-0-0		HOME		5-3-0		1-0-0		5-0-0		
2-1-0	0-0-0	1-0-		AWAY		0-0-0		0-0-0		1-0-0		
6-4-0	0-1-0	1-3-0		NEUTRAL		2-0-0		2-0-0		1-0-0		
2-6-0	1-5-0	1-1-0		CONFERENCE		0-0-0		0-0-0		0-0-0		
2-3-0	1-2-0	1-1-0		HOME		0-0-0		0-0-0		0-0-0		
0-3-0	0-3-0	0-0-0		AWAY		0-0-0		0-0-0		0-0-0		
0-0-0	0-0-0	0-0-0		NEUTRAL		0-0-0		0-0-0		0-0-0		
RPI	S	Opponent	Score	RPI	S	Opponent	Score	RPI	S	Opponent	Score	
8	H	Auburn	0 2	31	A	Long Beach St.	1 5	63	N	Samford	5 2	
8	H	Auburn	6 3	32	N	Cal St. Fullerton	0 2	67	H	UAB	2 3	
8	H	Auburn	2 3	32	N	Cal St. Fullerton	2 3	76	N	Southern Miss.	6 0	
10	N	Baylor	0 4	33	H	Ole Miss	1 0	83	H	Northwestern St.	0 1	
19	A	Tennessee	4 9	33	H	Ole Miss	3 4	94	H	Longwood	3 1	
19	A	Tennessee	5 8	37	N	McNeese St.	4 8	97	H	Penn St.	9 3	
19	A	Tennessee	2 6	37	N	McNeese St.	3 0	98	H	Houston	9 1	
				44	A	South Ala.	4 2	98	H	Houston	7 1	
								99	H	Central Ark.	4 0	
								99	H	Central Ark.	0 1	

Non-Div. I Games:

Mississippi St.

Texas

Average RPI Win: 98		WON-LOST	WINNING	LAST 10	STRENGTH OF		OPP. STRENGTH	TEAM	ADJ		CONF.	ADJ CONF.
Average RPI Loss: 54		RECORD	PCT. RANK	GAMES	SCHEDULE		OF SCHEDULE	RPI	RPI		RPI	RPI
DIV. I ONLY		22-9-0	.70968	36	6-4-0		82	19	35		.59877	36
DIV. I NON-CONF.		22-7-0	.75862	30	6-2-0		107	14	35		.60075	33
TOTALS		RPI 1-25	RPI 26-50		W-L RECORDS		RPI 51-100		RPI 101-150		RPI 150+	
22-9-0		0-3-0	6-3-0		OVERALL		6-1-0		7-1-0		3-1-0	
13-3-0		0-0-0	6-3-0		HOME		4-0-0		3-0-0		0-0-0	
3-4-0		0-2-0	0-0-0		AWAY		1-1-0		2-1-0		0-0-0	
6-2-0		0-1-0	0-0-0		NEUTRAL		1-0-0		2-0-0		3-1-0	
22-7-0		0-1-0	6-3-0		NON-CONFERENCE		6-1-0		7-1-0		3-1-0	
13-3-0		0-0-0	6-3-0		HOME		4-0-0		3-0-0		0-0-0	
3-2-0		0-0-0	0-0-0		AWAY		1-1-0		2-1-0		0-0-0	
6-2-0		0-1-0	0-0-0		NEUTRAL		1-0-0		2-0-0		3-1-0	
0-2-0		0-2-0	0-0-0		CONFERENCE		0-0-0		0-0-0		0-0-0	
0-0-0		0-0-0	0-0-0		HOME		0-0-0		0-0-0		0-0-0	
0-2-0		0-2-0	0-0-0		AWAY		0-0-0		0-0-0		0-0-0	
0-0-0		0-0-0	0-0-0		NEUTRAL		0-0-0		0-0-0		0-0-0	
RPI S	Opponent	Score	RPI S	Opponent	Score	RPI S	Opponent	Score	RPI S	Opponent	Score	
10 A	Baylor	1 3	29 H	Tulsa	0 3	57 A	Texas St.	5 9	106 N	Ball St.	8 0	
10 A	Baylor	5 6	29 H	Tulsa	0 3	57 H	Texas St.	3 2	106 N	Ball St.	13 2	
18 N	Arizona	2 3	39 H	BYU	5 0	63 N	Samford	10 8	116 H	Abilene Christian	3 2	
			39 H	BYU	7 0	77 H	Arkansas	4 1	116 H	Abilene Christian	15 1	
			39 H	BYU	1 3	77 H	Arkansas	6 5	128 A	Hawaii	2 3	
			42 H	North Carolina	7 6	78 H	Weber St.	5 0	128 A	Hawaii	3 2	
			42 H	North Carolina	6 5	98 A	Houston	4 1	128 A	Hawaii	5 2	
			43 H	Illinois	8 1				132 H	UTSA	3 2	
			48 H	North Dakota St.	3 2				169 N	Iowa	0 1	
									169 N	Iowa	4 3	
									229 N	Toledo	6 3	
									229 N	Toledo	17 2	
LAST 10 GAMES												
39 H	BYU	7 0	10 A	Baylor	1 3							
39 H	BYU	5 0	128 A	Hawaii	3 2							
39 H	BYU	1 3	128 A	Hawaii	2 3							
57 H	Texas St.	3 2	169 N	Iowa	4 3							
10 A	Baylor	5 6	128 A	Hawaii	5 2							

Non-Div. I Games:

Texas

Non-Div. I Games:

McNeese St.

Average RPI Win:	87	WON-LOST RECORD	WINNING PCT. RANK	LAST 10 GAMES	STRENGTH OF SCHEDULE	OPP. STRENGTH OF SCHEDULE	TEAM RPI	ADJ RPI	CONF. RPI	ADJ CONF. RPI		
DIV. I ONLY		15-14-1	.51667	136	4-5-1	11	14	37	.59623	38	2	2
DIV. I NON-CONF.		12-10-0	.54545	116	1-1-0	20	16	44	.58433	42	2	2
<hr/>												
TOTALS	RPI 1-25	RPI 26-50		W-L RECORDS		RPI 51-100		RPI 101-150		RPI 150+		
15-14-1	2-7-1	6-3-0		OVERALL		1-4-0		3-0-0		3-0-0		
2-3-1	1-3-1	0-0-0		HOME		0-0-0		1-0-0		0-0-0		
4-2-0	0-0-0	2-1-0		AWAY		0-1-0		1-0-0		1-0-0		
9-9-0	1-4-0	4-2-0		NEUTRAL		1-3-0		1-0-0		2-0-0		
12-10-0	1-4-0	4-2-0		NON-CONFERENCE		1-4-0		3-0-0		3-0-0		
1-0-0	0-0-0	0-0-0		HOME		0-0-0		1-0-0		0-0-0		
2-1-0	0-0-0	0-0-		AWAY		0-1-0		1-0-0		1-0-0		
9-9-0	1-4-0	4-2-0		NEUTRAL		1-3-0		1-0-0		2-0-0		
3-4-1	1-3-1	2-1-0		CONFERENCE		0-0-0		0-0-0		0-0-0		
1-3-1	1-3-1	0-0-0		HOME		0-0-0		0-0-0		0-0-0		
2-1-0	0-0-0	2-1-0		AWAY		0-0-0		0-0-0		0-0-0		
0-0-0	0-0-0	0-0-0		NEUTRAL		0-0-0		0-0-0		0-0-0		
RPI S	Opponent	Score	RPI S	Opponent	Score	RPI S	Opponent	Score	RPI S	Opponent	Score	
1 N	Michigan	0 4	27 A	Oregon St.	3 5	55 N	Texas Tech	0 2	128 A	Hawaii	3 2	
9 N	Missouri	5 6	27 A	Oregon St.	4 3	61 A	San Diego St.	1 2	133 N	Colorado St.	2 1	
10 N	Baylor	3 5	27 A	Oregon St.	4 0	70 N	CSUN	6 1	135 H	Sacramento St.	6 1	
15 H	UCLA	2 3	28 N	Notre Dame	8 7	71 N	Wisconsin	2 4	160 N	LIU Brooklyn	13 1	
15 H	UCLA	3 3	31 N	Long Beach St.	7 2	81 N	North Carolina St.	5 7	208 A	San Diego	6 3	
16 N	Kentucky	5 1	42 N	North Carolina	8 0				231 N	South Dakota	8 1	
23 N	Fresno St.	0 7	46 N	Indiana	7 6							
24 H	Arizona St.	1 9	48 N	North Dakota St.	2 4							
24 H	Arizona St.	4 7	48 N	North Dakota St.	5 6							
24 H	Arizona St.	7 6										
LAST 10 GAMES												
	24 H Arizona St.	1 9		27 A Oregon St.	3 5							
	24 H Arizona St.	7 6		27 A Oregon St.	4 0							
	24 H Arizona St.	4 7		15 H UCLA	3 3							
	135 H Sacramento St.	6 1		15 H UCLA	2 3							
	27 A Oregon St.	4 3		48 N North Dakota St.	2 4							

Non-Div. I Games:

California

BY
Y
U

BYU

Average RPI Win: 127		WON-LOST RECORD		WINNING PCT. RANK		LAST 10 GAMES		STRENGTH OF SCHEDULE		OPP. STRENGTH OF SCHEDULE		TEAM RPI		ADJ RPI		CONF. RPI		ADJ CONF. RPI	
DIV. I ONLY		19-8-1		.69643 40		7-2-1		87		41		39		.58625 40		4		4	
DIV. I NON-CONF.		15-6-0		.71429 40		3-1-0		42		34		32		.60466 32		4		4	
TOTALS		RPI 1-25		RPI 26-50		W-L RECORDS		RPI 51-100		RPI 101-150		RPI 150+							
19-8-1		2-2-0		2-2-0		OVERALL		4-4-1		3-0-0		8-0-0							
3-0-0		0-0-0		0-0-0		HOME		0-0-0		0-0-0		3-0-0							
6-3-1		1-1-0		0-0-0		AWAY		2-2-1		1-0-0		2-0-0							
10-5-0		1-1-0		2-2-0		NEUTRAL		2-2-0		2-0-0		3-0-0							
15-6-0		2-2-0		2-1-0		NON-CONFERENCE		3-3-0		3-0-0		5-0-0							
0-0-0		0-0-0		0-0-0		HOME		0-0-0		0-0-0		0-0-0							
5-2-0		1-1-0		0-0-		AWAY		1-1-0		1-0-0		2-0-0							
10-4-0		1-1-0		2-1-0		NEUTRAL		2-2-0		2-0-0		3-0-0							
4-2-1		0-0-0		0-1-0		CONFERENCE		1-1-1		0-0-0		3-0-0							
3-0-0		0-0-0		0-0-0		HOME		0-0-0		0-0-0		3-0-0							
1-1-1		0-0-0		0-0-0		AWAY		1-1-1		0-0-0		0-0-0							
0-1-0		0-0-0		0-1-0		NEUTRAL		0-0-0		0-0-0		0-0-0							
RPI S	Opponent		Score		RPI S	Opponent		Score		RPI S	Opponent		Score		RPI S	Opponent		Score	
5 N	James Madison		4	7	31 N	Long Beach St.		3	5	61 A	San Diego St.		4	3	104 N	Pacific		4	2
14 A	LSU		0	9	34 N	Nebraska		4	5	65 A	USC Upstate		0	2	131 N	North Florida		2	1
23 N	Fresno St.		9	6	45 N	Virginia Tech		13	0	71 A	Wisconsin		9	9	137 A	Furman		15	3
24 A	Arizona St.		11	5	45 N	Virginia Tech		6	5	71 A	Wisconsin		10	8	165 N	UConn		7	1
										71 A	Wisconsin		5	6	172 A	Georgia Tech		6	0
										72 N	Syracuse		0	1	172 A	Georgia Tech		4	3
										72 N	Syracuse		2	3	209 N	Morehead St.		9	1
										89 N	San Jose St.		8	3	211 H	Maryland		13	4
										90 N	Cal Poly		7	2	211 H	Maryland		12	2
															211 H	Maryland		4	3
															249 N	Georgetown		8	4
LAST 10 GAMES																			
					71 A	Wisconsin		9	9	211 H	Maryland		12	2					
					71 A	Wisconsin		10	8	90 N	Cal Poly		7	2					
					71 A	Wisconsin		5	6	23 N	Fresno St.		9	6					
					211 H	Maryland		13	4	89 N	San Jose St.		8	3					
					211 H	Maryland		4	3	31 N	Long Beach St.		3	5					

Non-Div. I Games:

Ohio St.

Average RPI Win:		99	WON-LOST		WINNING		LAST 10		STRENGTH OF		OPP. STRENGTH		TEAM		ADJ		CONF.		ADJ CONF.	
Average RPI Loss:		46	RECORD		PCT. RANK		GAMES		SCHEDULE		OF SCHEDULE		RPI		RPI		RPI		RPI	
DIV. I ONLY			17-16-0		.51515		139		5-5-0		17		27		41		.58476		41	
DIV. I NON-CONF.			17-12-0		.58621		88		5-1-0		6		31		31		.60705		30	
TOTALS			RPI 1-25		RPI 26-50		W-L RECORDS		RPI 51-100		RPI 101-150		RPI 150+							
17-16-0			2-6-0		4-1-0		OVERALL		3-8-0		6-1-0		2-0-0							
6-1-0			0-0-0		3-0-0		HOME		0-0-0		2-1-0		1-0-0							
6-6-0			0-0-0		1-0-0		AWAY		3-6-0		1-0-0		1-0-0							
5-9-0			2-6-0		0-1-0		NEUTRAL		0-2-0		3-0-0		0-0-0							
17-12-0			2-5-0		4-1-0		NON-CONFERENCE		3-5-0		6-1-0		2-0-0							
6-1-0			0-0-0		3-0-0		HOME		0-0-0		2-1-0		1-0-0							
6-3-0			0-0-0		1-0-		AWAY		3-3-0		1-0-0		1-0-0							
5-8-0			2-5-0		0-1-0		NEUTRAL		0-2-0		3-0-0		0-0-0							
0-4-0			0-1-0		0-0-0		CONFERENCE		0-3-0		0-0-0		0-0-0							
0-0-0			0-0-0		0-0-0		HOME		0-0-0		0-0-0		0-0-0							
0-3-0			0-0-0		0-0-0		AWAY		0-3-0		0-0-0		0-0-0							
0-1-0			0-1-0		0-0-0		NEUTRAL		0-0-0		0-0-0		0-0-0							
RPI	S	Opponent		Score		RPI	S	Opponent		Score		RPI	S	Opponent		Score				
1	N	Michigan		2	11	32	N	Cal St. Fullerton		2	4	55	A	Texas Tech		18	19			
5	N	James Madison		1	4	33	H	Ole Miss		8	6	55	A	Texas Tech		7	9			
6	N	Oregon		0	7	33	H	Ole Miss		9	6	55	A	Texas Tech		7	8			
7	N	Washington		8	4	49	A	Wichita St.		8	2	57	A	Texas St.		0	4			
8	N	Auburn		1	6	49	H	Wichita St.		4	3	57	A	Texas St.		1	3			
12	N	Oklahoma		2	10							61	N	San Diego St.		12	14			
19	N	Tennessee		4	14							77	A	Arkansas		10	7			
20	N	South Fla.		12	3							83	N	Northwestern St.		3	9			
												98	A	Houston		7	3			
												98	A	Houston		9	10			
												98	A	Houston		12	3			
LAST 10 GAMES																				
						55	A	Texas Tech		7	8	33	H	Ole Miss		8	6			
						55	A	Texas Tech		18	19	49	A	Wichita St.		8	2			
						55	A	Texas Tech		7	9	98	A	Houston		7	3			
						12	N	Oklahoma		2	10	98	A	Houston		9	10			
						33	H	Ole Miss		9	6	98	A	Houston		12	3			

Non-Div. I Games:

Oklahoma St.

Average RPI Win: 106		WON-LOST RECORD		WINNING PCT. RANK		LAST 10 GAMES		STRENGTH OF SCHEDULE		OPP. STRENGTH OF SCHEDULE		TEAM RPI		ADJ RPI		CONF. RPI		ADJ CONF. RPI	
DIV. I ONLY		19-18-0		.51351 142		5-5-0		14		57		42		.58044 42		5		5	
DIV. I NON-CONF.		14-10-0		.58333 91		3-0-0		22		45		43		.58134 44		5		5	
TOTALS		RPI 1-25		RPI 26-50		W-L RECORDS		RPI 51-100		RPI 101-150		RPI 150+							
19-18-0		0-5-0		5-8-0		OVERALL		7-3-0		3-2-0		4-0-0							
12-8-0		0-3-0		3-2-0		HOME		5-3-0		1-0-0		3-0-0							
4-6-0		0-1-0		0-3-0		AWAY		1-0-0		2-2-0		1-0-0							
3-4-0		0-1-0		2-3-0		NEUTRAL		1-0-0		0-0-0		0-0-0							
14-10-0		0-2-0		3-7-0		NON-CONFERENCE		5-1-0		2-0-0		4-0-0							
8-2-0		0-0-0		1-1-0		HOME		3-1-0		1-0-0		3-0-0							
3-4-0		0-1-0		0-0-		AWAY		1-0-0		1-0-0		1-0-0							
3-4-0		0-1-0		2-3-0		NEUTRAL		1-0-0		0-0-0		0-0-0							
5-8-0		0-3-0		2-1-0		CONFERENCE		2-2-0		1-2-0		0-0-0							
4-6-0		0-3-0		2-1-0		HOME		2-2-0		0-0-0		0-0-0							
1-2-0		0-0-0		0-0-0		AWAY		0-0-0		1-2-0		0-0-0							
0-0-0		0-0-0		0-0-0		NEUTRAL		0-0-0		0-0-0		0-0-0							
RPI	S	Opponent		Score		RPI	S	Opponent		Score		RPI	S	Opponent		Score			
1	N	Michigan		6	11	27	N	Oregon St.		2	5	52	H	Northwestern		5	2		
11	H	Florida St.		6	15	31	N	Long Beach St.		7	5	52	H	Northwestern		8	11		
11	H	Florida St.		5	12	32	A	Cal St. Fullerton		5	6	65	H	USC Upstate		4	2		
11	H	Florida St.		6	9	36	A	Texas		6	7	72	H	Syracuse		3	1		
21	A	South Carolina		1	9	36	A	Texas		5	6	72	H	Syracuse		2	8		
						38	N	California		0	8	72	H	Syracuse		2	1		
						43	H	Illinois		1	4	77	N	Arkansas		5	0		
						43	H	Illinois		9	2	81	H	North Carolina St.		2	7		
						47	H	Louisville		6	5	85	H	UNCG		5	2		
						47	H	Louisville		5	9	94	A	Longwood		5	3		
						47	H	Louisville		8	6								
						48	N	North Dakota St.		2	5								
						48	N	North Dakota St.		9	0								
LAST 10 GAMES																			
						47	H	Louisville		6	5	11	H	Florida St.		5	12		
						47	H	Louisville		8	6	11	H	Florida St.		6	9		
						47	H	Louisville		5	9	11	H	Florida St.		6	15		
						85	H	UNCG		5	2	162	A	Coastal Caro.		6	3		
						65	H	USC Upstate		4	2	121	A	Pittsburgh		3	11		

Non-Div. I Games:

North Carolina

Average RPI Win:		113	WON-LOST RECORD		WINNING PCT. RANK		LAST 10 GAMES		STRENGTH OF SCHEDULE		OPP. STRENGTH OF SCHEDULE		TEAM RPI		ADJ RPI		CONF. RPI		ADJ CONF. RPI				
DIV. I ONLY			22-12-0		.64706 55		6-4-0		65		59		47		.57949 43		4		4				
DIV. I NON-CONF.			19-9-0		.67857 52		3-1-0		68		69		45		.58425 43		4		4				
TOTALS		RPI 1-25		RPI 26-50		W-L RECORDS		RPI 51-100		RPI 101-150		RPI 150+											
22-12-0		1-1-0		5-3-0		OVERALL		5-4-0		3-2-0		8-2-0											
5-3-0		0-0-0		2-1-0		HOME		0-0-0		1-2-0		2-0-0											
2-4-0		0-0-0		1-2-0		AWAY		1-2-0		0-0-0		0-0-0											
15-5-0		1-1-0		2-0-0		NEUTRAL		4-2-0		2-0-0		6-2-0											
19-9-0		1-1-0		3-2-0		NON-CONFERENCE		5-4-0		2-0-0		8-2-0											
2-0-0		0-0-0		0-0-0		HOME		0-0-0		0-0-0		2-0-0											
2-4-0		0-0-0		1-0-		AWAY		1-2-0		0-0-0		0-0-0											
15-5-0		1-1-0		2-0-0		NEUTRAL		4-2-0		2-0-0		6-2-0											
3-3-0		0-0-0		2-1-0		CONFERENCE		0-0-0		1-2-0		0-0-0											
3-3-0		0-0-0		2-1-0		HOME		0-0-0		1-2-0		0-0-0											
0-0-0		0-0-0		0-0-0		AWAY		0-0-0		0-0-0		0-0-0											
0-0-0		0-0-0		0-0-0		NEUTRAL		0-0-0		0-0-0		0-0-0											
RPI	S	Opponent		Score		RPI	S	Opponent		Score		RPI	S	Opponent		Score							
11	N	Florida St.		5	1	29	N	Tulsa		5	4	64	N	Boston College		9	1	116	N	Abilene Christian		7	2
20	N	South Fla.		4	5	31	N	Long Beach St.		5	4	64	N	Boston College		5	1	118	N	East Carolina		11	0
						34	H	Nebraska		10	2	70	A	CSUN		3	4	119	H	Rutgers		5	10
						34	H	Nebraska		2	10	70	A	CSUN		4	3	119	H	Rutgers		1	3
						34	H	Nebraska		8	3	78	N	Weber St.		7	5	119	H	Rutgers		8	0
						36	A	Texas		1	8	78	N	Weber St.		3	0	153	N	Central Mich.		11	3
						42	A	North Carolina		2	9	78	N	Weber St.		5	10	155	N	Sam Houston St.		13	7
						42	A	North Carolina		4	1	80	A	FIU		8	10	159	N	St. John's (NY)		0	4
												89	N	San Jose St.		6	7	160	N	LIU Brooklyn		4	6
																		167	N	St. Mary's (CA)		9	3
																		194	N	Penn		8	0
																		224	N	Seattle		9	1
																		238	H	IUPUI		5	4
																		238	H	IUPUI		8	0
																		239	N	Valparaiso		6	1
						LAST 10 GAMES																	
						119	H	Rutgers		1	3	34	H	Nebraska		2	10						
						119	H	Rutgers		5	10	70	A	CSUN		3	4						
						119	H	Rutgers		8	0	70	A	CSUN		4	3						
						34	H	Nebraska		10	2	224	N	Seattle		9	1						
						34	H	Nebraska		8	3	167	N	St. Mary's (CA)		9	3						

Non-Div. I Games:

Illinois

Average RPI Win:		135	WON-LOST RECORD		WINNING PCT. RANK	LAST 10 GAMES		STRENGTH OF SCHEDULE		OPP. STRENGTH OF SCHEDULE	TEAM RPI	ADJ RPI	CONF. RPI	ADJ CONF. RPI			
DIV. I ONLY			21-11-0		.65625	52	9-1-0		73		33	43	.57618	44	6	6	
DIV. I NON-CONF.			12-9-0		.57143	100	1-1-0		53		39	63	.55858	62	6	7	
TOTALS		RPI 1-25		RPI 26-50		W-L RECORDS		RPI 51-100		RPI 101-150		RPI 150+					
21-11-0		0-4-0		0-3-0		OVERALL		9-2-0		3-2-0		9-0-0					
10-6-0		0-0-0		0-3-0		HOME		5-1-0		1-2-0		4-0-0					
5-4-0		0-4-0		0-0-0		AWAY		2-0-0		0-0-0		3-0-0					
6-1-0		0-0-0		0-0-0		NEUTRAL		2-1-0		2-0-0		2-0-0					
12-9-0		0-2-0		0-3-0		NON-CONFERENCE		6-2-0		3-2-0		3-0-0					
4-6-0		0-0-0		0-3-0		HOME		2-1-0		1-2-0		1-0-0					
2-2-0		0-2-0		0-0-		AWAY		2-0-0		0-0-0		0-0-0					
6-1-0		0-0-0		0-0-0		NEUTRAL		2-1-0		2-0-0		2-0-0					
9-2-0		0-2-0		0-0-0		CONFERENCE		3-0-0		0-0-0		6-0-0					
6-0-0		0-0-0		0-0-0		HOME		3-0-0		0-0-0		3-0-0					
3-2-0		0-2-0		0-0-0		AWAY		0-0-0		0-0-0		3-0-0					
0-0-0		0-0-0		0-0-0		NEUTRAL		0-0-0		0-0-0		0-0-0					
RPI	S	Opponent		Score		RPI	S	Opponent		Score		RPI	S	Opponent		Score	
2	A	Florida		0	9	35	H	Mississippi St.		2	4	56	H	Georgia St.		7	0
3	A	La.-Lafayette		6	10	37	H	McNeese St.		1	2	56	H	Georgia St.		5	2
3	A	La.-Lafayette		2	3	49	H	Wichita St.		0	3	56	H	Georgia St.		5	0
14	A	LSU		0	5							63	H	Samford		5	8
												67	A	UAB		3	1
												67	H	UAB		4	0
												76	A	Southern Miss.		5	1
												76	H	Southern Miss.		10	2
												80	N	FIU		2	3
												87	N	Illinois St.		4	3
												99	N	Central Ark.		12	0

Non-Div. I Games:

South Ala.

Average RPI Win:		136	WON-LOST RECORD		WINNING PCT. RANK		LAST 10 GAMES		STRENGTH OF SCHEDULE		OPP. STRENGTH OF SCHEDULE		TEAM RPI		ADJ RPI		CONF. RPI		ADJ CONF. RPI	
DIV. I ONLY			19-16-0		.54286 115		8-2-0		19		91		45		.57342 45		5		5	
DIV. I NON-CONF.			10-13-0		.43478 184		5-1-0		3		68		57		.5622 57		5		5	
TOTALS		RPI 1-25		RPI 26-50		W-L RECORDS		RPI 51-100		RPI 101-150		RPI 150+								
19-16-0		1-7-0		0-2-0		OVERALL		6-5-0		5-1-0		7-1-0								
12-1-0		0-0-0		0-0-0		HOME		3-0-0		5-1-0		4-0-0								
5-5-0		1-0-0		0-0-0		AWAY		2-4-0		0-0-0		2-1-0								
2-10-0		0-7-0		0-2-0		NEUTRAL		1-1-0		0-0-0		1-0-0								
10-13-0		1-7-0		0-2-0		NON-CONFERENCE		2-3-0		2-1-0		5-0-0								
6-1-0		0-0-0		0-0-0		HOME		0-0-0		2-1-0		4-0-0								
2-2-0		1-0-0		0-0-		AWAY		1-2-0		0-0-0		0-0-0								
2-10-0		0-7-0		0-2-0		NEUTRAL		1-1-0		0-0-0		1-0-0								
9-3-0		0-0-0		0-0-0		CONFERENCE		4-2-0		3-0-0		2-1-0								
6-0-0		0-0-0		0-0-0		HOME		3-0-0		3-0-0		0-0-0								
3-3-0		0-0-0		0-0-0		AWAY		1-2-0		0-0-0		2-1-0								
0-0-0		0-0-0		0-0-0		NEUTRAL		0-0-0		0-0-0		0-0-0								
RPI	S	Opponent		Score		RPI	S	Opponent		Score		RPI	S	Opponent		Score				
1	N	Michigan		1	6	40	N	Ohio St.		5	6	64	H	Boston College		4	0			
1	N	Michigan		1	9	40	N	Ohio St.		0	13	64	H	Boston College		8	7			
1	N	Michigan		1	3							64	H	Boston College		11	3			
2	N	Florida		0	8							65	A	USC Upstate		6	0			
20	A	South Fla.		6	3							68	A	Col. of Charleston		2	4			
21	N	South Carolina		0	6							68	A	Col. of Charleston		1	4			
22	N	Minnesota		0	8							81	A	North Carolina St.		1	2			
22	N	Minnesota		3	9							81	A	North Carolina St.		8	7			
												81	A	North Carolina St.		5	7			
												84	N	Ohio		5	4			
												87	N	Illinois St.		5	9			

Non-Div. I Games:

Virginia Tech

Indiana

Average RPI Win:		152	WON-LOST RECORD		WINNING PCT. RANK		LAST 10 GAMES		STRENGTH OF SCHEDULE		OPP. STRENGTH OF SCHEDULE		TEAM RPI		ADJ RPI		CONF. RPI		ADJ CONF. RPI				
DIV. I ONLY			20-13-0		.60606 76		6-4-0		44		48		44		.57318 46		4		4				
DIV. I NON-CONF.			17-10-0		.62963 72		3-1-0		40		66		48		.572 48		4		4				
TOTALS		RPI 1-25		RPI 26-50				W-L RECORDS				RPI 51-100				RPI 101-150				RPI 150+			
20-13-0		0-8-0		0-1-0				OVERALL				5-3-0				2-1-0				13-0-0			
9-5-0		0-3-0		0-0-0				HOME				1-1-0				0-1-0				8-0-0			
0-5-0		0-4-0		0-0-0				AWAY				0-1-0				0-0-0				0-0-0			
11-3-0		0-1-0		0-1-0				NEUTRAL				4-1-0				2-0-0				5-0-0			
17-10-0		0-5-0		0-1-0				NON-CONFERENCE				5-3-0				2-1-0				10-0-0			
6-2-0		0-0-0		0-0-0				HOME				1-1-0				0-1-0				5-0-0			
0-5-0		0-4-0		0-0-				AWAY				0-1-0				0-0-0				0-0-0			
11-3-0		0-1-0		0-1-0				NEUTRAL				4-1-0				2-0-0				5-0-0			
3-3-0		0-3-0		0-0-0				CONFERENCE				0-0-0				0-0-0				3-0-0			
3-3-0		0-3-0		0-0-0				HOME				0-0-0				0-0-0				3-0-0			
0-0-0		0-0-0		0-0-0				AWAY				0-0-0				0-0-0				0-0-0			
0-0-0		0-0-0		0-0-0				NEUTRAL				0-0-0				0-0-0				0-0-0			
RPI	S	Opponent		Score		RPI	S	Opponent		Score		RPI	S	Opponent		Score		RPI	S	Opponent		Score	
1	H	Michigan		0	8	38	N	California		6	7	56	N	Georgia St.		4	1	112	N	UTEP		3	0
1	H	Michigan		5	11							56	N	Georgia St.		3	0	112	N	UTEP		5	4
1	H	Michigan		4	12							73	N	Nevada		3	5	148	H	Wright St.		1	4
8	A	Auburn		7	8							80	A	FIU		2	5	156	H	Evansville		2	1
13	A	Texas A&M		0	4							84	H	Ohio		0	6	156	H	Evansville		8	0
13	A	Texas A&M		2	4							93	H	Drake		1	0	169	H	Iowa		9	3
16	A	Kentucky		1	3							100	N	Delaware		5	0	169	H	Iowa		10	5
23	N	Fresno St.		0	7							100	N	Delaware		5	2	169	H	Iowa		5	3
																		173	N	Murray St.		1	0
																		173	N	Murray St.		5	1
																		174	H	Ill.-Chicago		3	2
																		192	H	Indiana St.		12	5
																		197	N	A&M-Corpus Christi		6	2
																		198	N	Utah St.		5	2
																		221	H	Western Ill.		11	8
																		272	N	Holy Cross		4	1
LAST 10 GAMES																							
		1	H	Michigan	4	12			169	H	Iowa	5	3										
		1	H	Michigan	0	8			192	H	Indiana St.	12	5										
		1	H	Michigan	5	11			148	H	Wright St.	1	4										
		169	H	Iowa	10	5			221	H	Western Ill.	11	8										
		169	H	Iowa	9	3			174	H	Ill.-Chicago	3	2										

Non-Div. I Games:

Indiana

Average RPI Win: 139		WON-LOST RECORD		WINNING PCT. RANK		LAST 10 GAMES		STRENGTH OF SCHEDULE		OPP. STRENGTH OF SCHEDULE		TEAM RPI		ADJ RPI		CONF. RPI		ADJ CONF. RPI	
DIV. I ONLY		21-12-0		.63636 61		8-2-0		92		36		55		.56893 48		25		25	
DIV. I NON-CONF.		18-12-0		.6 77		5-2-0		62		17		55		.5709 50		24		24	
TOTALS		RPI 1-25		RPI 26-50		W-L RECORDS		RPI 51-100		RPI 101-150		RPI 150+							
21-12-0		1-3-0		3-5-0		OVERALL		2-2-0		5-2-0		10-0-0							
0-0-0		0-0-0		0-0-0		HOME		0-0-0		0-0-0		0-0-0							
9-5-0		1-1-0		0-2-0		AWAY		0-0-0		3-2-0		5-0-0							
12-7-0		0-2-0		3-3-0		NEUTRAL		2-2-0		2-0-0		5-0-0							
18-12-0		1-3-0		3-5-0		NON-CONFERENCE		2-2-0		5-2-0		7-0-0							
0-0-0		0-0-0		0-0-0		HOME		0-0-0		0-0-0		0-0-0							
6-5-0		1-1-0		0-0-		AWAY		0-0-0		3-2-0		2-0-0							
12-7-0		0-2-0		3-3-0		NEUTRAL		2-2-0		2-0-0		5-0-0							
3-0-0		0-0-0		0-0-0		CONFERENCE		0-0-0		0-0-0		3-0-0							
0-0-0		0-0-0		0-0-0		HOME		0-0-0		0-0-0		0-0-0							
3-0-0		0-0-0		0-0-0		AWAY		0-0-0		0-0-0		3-0-0							
0-0-0		0-0-0		0-0-0		NEUTRAL		0-0-0		0-0-0		0-0-0							
RPI	S	Opponent		Score		RPI	S	Opponent		Score		RPI	S	Opponent		Score			
4	A	Alabama		2	15	31	N	Long Beach St.		1	2	110	A	Stanford		9	1		
4	A	Alabama		2	1	31	N	Long Beach St.		1	8	128	A	Hawaii		6	7		
10	N	Baylor		2	4	36	A	Texas		2	3	128	A	Hawaii		4	1		
10	N	Baylor		5	8	38	N	California		4	2	129	N	DePaul		3	2		
						38	N	California		6	5	129	N	DePaul		18	0		
						42	N	North Carolina		5	2	141	A	Iowa St.		4	1		
						42	N	North Carolina		0	9	141	A	Iowa St.		2	7		
						47	A	Louisville		3	4	167	N	St. Mary's (CA)		8	0		
												167	N	St. Mary's (CA)		5	1		
												176	A	La.-Monroe		9	1		
												180	N	Binghamton		8	4		
												201	N	Cleveland St.		8	0		
												203	N	Massachusetts		4	2		
												211	A	Maryland		10	1		
												238	A	IUPUI		9	1		
												238	A	IUPUI		14	2		
												238	A	IUPUI		8	3		
LAST 10 GAMES																			
						238	A	IUPUI		9	1	203	N	Massachusetts		4	2		
						238	A	IUPUI		14	2	211	A	Maryland		10	1		
						238	A	IUPUI		8	3	180	N	Binghamton		8	4		
						141	A	Iowa St.		4	1	38	N	California		4	2		
						141	A	Iowa St.		2	7	128	A	Hawaii		6	7		

Non-Div. I Games:

North Dakota St.

Average RPI Win: 139		WON-LOST	WINNING	LAST 10	STRENGTH OF		OPP. STRENGTH	TEAM	ADJ	CONF.	ADJ CONF.
Average RPI Loss: 50		RECORD	PCT. RANK	GAMES	SCHEDULE		OF SCHEDULE	RPI	RPI	RPI	RPI
DIV. I ONLY		20-13-0	.60606	76	7-3-0		67	61	57	.5668	49
DIV. I NON-CONF.		14-10-0	.58333	91	2-1-0		69	47	66	.5611	60
TOTALS		RPI 1-25	RPI 26-50		W-L RECORDS		RPI 51-100		RPI 101-150		RPI 150+
20-13-0		0-3-0	3-5-0		OVERALL		5-4-0		6-1-0		6-0-0
8-3-0		0-0-0	1-1-0		HOME		1-2-0		3-0-0		3-0-0
5-6-0		0-2-0	2-3-0		AWAY		3-1-0		0-0-0		0-0-0
7-4-0		0-1-0	0-1-0		NEUTRAL		1-1-0		3-1-0		3-0-0
14-10-0		0-3-0	3-5-0		NON-CONFERENCE		2-1-0		3-1-0		6-0-0
4-1-0		0-0-0	1-1-0		HOME		0-0-0		0-0-0		3-0-0
3-5-0		0-2-0	2-0-		AWAY		1-0-0		0-0-0		0-0-0
7-4-0		0-1-0	0-1-0		NEUTRAL		1-1-0		3-1-0		3-0-0
6-3-0		0-0-0	0-0-0		CONFERENCE		3-3-0		3-0-0		0-0-0
4-2-0		0-0-0	0-0-0		HOME		1-2-0		3-0-0		0-0-0
2-1-0		0-0-0	0-0-0		AWAY		2-1-0		0-0-0		0-0-0
0-0-0		0-0-0	0-0-0		NEUTRAL		0-0-0		0-0-0		0-0-0
RPI S	Opponent	Score	RPI S	Opponent	Score	RPI S	Opponent	Score	RPI S	Opponent	Score
13 A	Texas A&M	3 4	27 N	Oregon St.	3 4	53 A	Kansas	6 1	128 N	Hawaii	2 6
13 A	Texas A&M	1 9	29 H	Tulsa	11 3	70 N	CSUN	3 9	133 N	Colorado St.	3 0
15 N	UCLA	5 6	34 A	Nebraska	2 1	75 H	UNI	3 2	133 N	Colorado St.	9 8
			34 A	Nebraska	4 6	75 H	UNI	7 11	134 N	Dartmouth	6 1
			34 A	Nebraska	5 10	75 H	UNI	4 7	150 H	Loyola Chicago	7 2
			41 A	Oklahoma St.	3 4	87 A	Illinois St.	14 6	150 H	Loyola Chicago	8 0
			41 H	Oklahoma St.	2 8	87 A	Illinois St.	8 6	150 H	Loyola Chicago	5 0
			44 A	South Ala.	3 0	87 A	Illinois St.	8 9	204 N	Boise St.	6 5
						89 N	San Jose St.	13 2	221 H	Western Ill.	9 4
									237 N	Bowling Green	9 4
									237 N	Bowling Green	11 3
									263 H	Northern Colo.	8 0
									263 H	Northern Colo.	10 1
LAST 10 GAMES											
			87 A	Illinois St.	8 9	150 H	Loyola Chicago	8 0			
			87 A	Illinois St.	8 6	150 H	Loyola Chicago	5 0			
			87 A	Illinois St.	14 6	150 H	Loyola Chicago	7 2			
			29 H	Tulsa	11 3	41 H	Oklahoma St.	2 8			
			53 A	Kansas	6 1	75 H	UNI	4 7			

Non-Div. I Games:

Wichita St.

Average RPI Win:	161	WON-LOST RECORD	WINNING PCT. RANK	LAST 10 GAMES	STRENGTH OF SCHEDULE	OPP. STRENGTH OF SCHEDULE	TEAM RPI	ADJ RPI	CONF. RPI	ADJ CONF. RPI			
DIV. I ONLY		23-10-0	.69697	39	7-3-0	75	198	49	.56671	50	16	17	
DIV. I NON-CONF.		19-8-0	.7037	44	3-1-0	81	208	52	.56592	53	16	17	
<hr/>													
TOTALS	RPI 1-25	RPI 26-50		W-L RECORDS		RPI 51-100		RPI 101-150		RPI 150+			
23-10-0	0-0-0	0-2-0		OVERALL		6-3-0		3-1-0		14-4-0			
1-2-0	0-0-0	0-0-0		HOME		1-2-0		0-0-0		0-0-0			
8-5-0	0-0-0	0-2-0		AWAY		3-1-0		0-1-0		5-1-0			
14-3-0	0-0-0	0-0-0		NEUTRAL		2-0-0		3-0-0		9-3-0			
19-8-0	0-0-0	0-2-0		NON-CONFERENCE		5-1-0		3-1-0		11-4-0			
0-0-0	0-0-0	0-0-0		HOME		0-0-0		0-0-0		0-0-0			
5-5-0	0-0-0	0-0-		AWAY		3-1-0		0-1-0		2-1-0			
14-3-0	0-0-0	0-0-0		NEUTRAL		2-0-0		3-0-0		9-3-0			
4-2-0	0-0-0	0-0-0		CONFERENCE		1-2-0		0-0-0		3-0-0			
1-2-0	0-0-0	0-0-0		HOME		1-2-0		0-0-0		0-0-0			
3-0-0	0-0-0	0-0-0		AWAY		0-0-0		0-0-0		3-0-0			
0-0-0	0-0-0	0-0-0		NEUTRAL		0-0-0		0-0-0		0-0-0			
RPI	S	Opponent	Score	RPI	S	Opponent	Score	RPI	S	Opponent	Score		
				30	A	Fla. Atlantic	2 6						
				30	A	Fla. Atlantic	0 8						
								51	A	Grand Canyon	3 11		
								51	A	Grand Canyon	10 6		
								54	H	Kent St.	3 4		
								54	H	Kent St.	4 1		
								54	H	Kent St.	5 7		
								57	N	Texas St.	7 3		
								57	N	Texas St.	8 6		
								81	A	North Carolina St.	7 3		
								85	A	UNCG	5 0		
										124	N	Elon	13 9
										150	A	Loyola Chicago	6 9
										150	N	Loyola Chicago	10 6
										150	N	Loyola Chicago	6 2
										154	N	UMKC	12 1
										165	N	UConn	0 3
										171	N	Montana	13 3
										175	N	Robert Morris	9 0
										175	N	Robert Morris	8 0
										191	N	Delaware St.	5 6
										191	N	Delaware St.	2 1
										205	A	Saint Louis	7 12
										214	N	Missouri St.	9 1
										215	A	Campbell	5 4
										215	A	Campbell	10 1
										217	N	Southeast Mo. St.	3 6
										222	N	George Washington	4 2
										225	N	Florida A&M	9 0
										225	N	Florida A&M	6 4
										237	A	Bowling Green	2 1
										237	A	Bowling Green	13 1
										237	A	Bowling Green	8 0
				LAST 10 GAMES									
				54	H	Kent St.	3 4	237	A	Bowling Green	2 1		
				54	H	Kent St.	4 1	237	A	Bowling Green	8 0		
				54	H	Kent St.	5 7	222	N	George Washington	4 2		
				150	A	Loyola Chicago	6 9	175	N	Robert Morris	8 0		
				237	A	Bowling Green	13 1	85	A	UNCG	5 0		

Non-Div. I Games:

Northern Ill.

Average RPI Win: 156		WON-LOST RECORD		WINNING PCT. RANK		LAST 10 GAMES		STRENGTH OF SCHEDULE		OPP. STRENGTH OF SCHEDULE		TEAM RPI		ADJ RPI		CONF. RPI		ADJ CONF. RPI	
DIV. I ONLY		26-12-0		.68421 44		6-4-0		95		123		50		.56585 51		19		19	
DIV. I NON-CONF.		25-10-0		.71429 40		5-2-0		64		130		40		.58099 45		19		19	
TOTALS		RPI 1-25		RPI 26-50		W-L RECORDS		RPI 51-100		RPI 101-150		RPI 150+							
26-12-0		0-3-0		1-3-0		OVERALL		3-1-0		9-2-0		13-3-0							
12-4-0		0-0-0		1-1-0		HOME		1-0-0		3-0-0		7-3-0							
3-0-0		0-0-0		0-0-0		AWAY		1-0-0		2-0-0		0-0-0							
11-8-0		0-3-0		0-2-0		NEUTRAL		1-1-0		4-2-0		6-0-0							
25-10-0		0-3-0		1-3-0		NON-CONFERENCE		3-1-0		9-2-0		12-1-0							
11-2-0		0-0-0		1-1-0		HOME		1-0-0		3-0-0		6-1-0							
3-0-0		0-0-0		0-0-		AWAY		1-0-0		2-0-0		0-0-0							
11-8-0		0-3-0		0-2-0		NEUTRAL		1-1-0		4-2-0		6-0-0							
1-2-0		0-0-0		0-0-0		CONFERENCE		0-0-0		0-0-0		1-2-0							
1-2-0		0-0-0		0-0-0		HOME		0-0-0		0-0-0		1-2-0							
0-0-0		0-0-0		0-0-0		AWAY		0-0-0		0-0-0		0-0-0							
0-0-0		0-0-0		0-0-0		NEUTRAL		0-0-0		0-0-0		0-0-0							
RPI S	Opponent		Score		RPI S	Opponent		Score		RPI S	Opponent		Score		RPI S	Opponent		Score	
4 N	Alabama		0	9	27 N	Oregon St.		4	9	57 H	Texas St.		10 0	111 H	Saint Francis (PA)		4 0		
12 N	Oklahoma		1	7	39 N	BYU		0	4	70 A	CSUN		6 4	111 H	Saint Francis (PA)		10 7		
13 N	Texas A&M		1	2	50 H	Northern Ill.		6	10	77 N	Arkansas		6 2	112 N	UTEP		5 12		
					50 H	Northern Ill.		11 3		78 N	Weber St.		2 3	121 N	Pittsburgh		3 11		
													126 N	Saint Joseph's		4 3			
													128 N	Hawaii		8 3			
													129 N	DePaul		3 1			
													130 A	Loyola Marymount		3 1			
													130 A	Loyola Marymount		12 5			
													130 H	Loyola Marymount		8 0			
													133 N	Colorado St.		3 1			
													151 N	UNLV		8 0			
													154 H	UMKC		4 2			
													154 H	UMKC		5 7			
													154 H	UMKC		7 9			
													171 H	Montana		10 2			
													171 H	Montana		3 4			
													181 N	Boston U.		10 3			
													198 N	Utah St.		8 0			
													208 N	San Diego		5 1			
													210 H	Idaho St.		15 12			
													210 H	Idaho St.		6 3			
													210 H	Idaho St.		9 7			
													229 N	Toledo		11 3			
													229 N	Toledo		10 2			
													259 H	UMBC		18 0			
													259 H	UMBC		9 0			
				LAST 10 GAMES															
				154 H	UMKC		5	7	77 N	Arkansas		6 2							
				154 H	UMKC		4	2	12 N	Oklahoma		1 7							
				154 H	UMKC		7	9	151 N	UNLV		8 0							
				130 A	Loyola Marymount		12	5	129 N	DePaul		3 1							
				130 A	Loyola Marymount		3	1	4 N	Alabama		0 9							

Non-Div. I Games:

Grand Canyon

Average RPI Win:	91	WON-LOST	WINNING	LAST 10	STRENGTH OF	OPP. STRENGTH	TEAM	ADJ	CONF.	ADJ CONF.					
Average RPI Loss:	42	RECORD	PCT. RANK	GAMES	SCHEDULE	OF SCHEDULE	RPI	RPI	RPI	RPI					
DIV. I ONLY		11-20-0	.35484	221	3-7-0	3	17	59	.56559	52	4	4			
DIV. I NON-CONF.		9-16-0	.36	207	1-3-0	9	21	86	.54442	78	4	4			

TOTALS	RPI 1-25	RPI 26-50		W-L RECORDS		RPI 51-100		RPI 101-150		RPI 150+					
11-20-0	3-11-0	1-4-0		OVERALL		3-3-0		2-0-0		2-2-0					
1-2-0	1-2-0	0-0-0		HOME		0-0-0		0-0-0		0-0-0					
2-5-0	1-3-0	1-1-0		AWAY		0-0-0		0-0-0		0-0-0					
8-13-0	1-6-0	0-2-0		NEUTRAL		3-3-0		2-0-0		2-2-0					
9-16-0	1-7-0	1-4-0		NON-CONFERENCE		3-3-0		2-0-0		2-2-0					
0-0-0	0-0-0	0-0-0		HOME		0-0-0		0-0-0		0-0-0					
1-3-0	0-1-0	1-0-		AWAY		0-0-0		0-0-0		0-0-0					
8-13-0	1-6-0	0-2-0		NEUTRAL		3-3-0		2-0-0		2-2-0					
2-4-0	2-4-0	0-0-0		CONFERENCE		0-0-0		0-0-0		0-0-0					
1-2-0	1-2-0	0-0-0		HOME		0-0-0		0-0-0		0-0-0					
1-2-0	1-2-0	0-0-0		AWAY		0-0-0		0-0-0		0-0-0					
0-0-0	0-0-0	0-0-0		NEUTRAL		0-0-0		0-0-0		0-0-0					
RPI	S	Opponent	Score	RPI	S	Opponent	Score	RPI	S	Opponent	Score				
1	A	Michigan	13 12	27	N	Oregon St.	3 5	54	N	Kent St.	2 3	127	N	UC Riverside	15 3
1	A	Michigan	3 11	31	N	Long Beach St.	2 3	60	N	Lehigh	2 0	136	N	Virginia	22 4
1	A	Michigan	3 11	32	A	Cal St. Fullerton	0 2	62	N	New Mexico St.	12 4	160	N	LIU Brooklyn	3 7
6	N	Oregon	3 9	42	A	North Carolina	11 8	64	N	Boston College	4 3	172	N	Georgia Tech	2 3
15	N	UCLA	7 2	42	A	North Carolina	2 5	64	N	Boston College	2 3	216	N	Bradley	8 4
17	N	Georgia	4 5					89	N	San Jose St.	3 7	255	N	Quinnipiac	10 0
19	N	Tennessee	2 8												
20	A	South Fla.	2 3												
22	H	Minnesota	10 2												
22	H	Minnesota	4 8												
22	H	Minnesota	0 16												
23	N	Fresno St.	4 6												
23	N	Fresno St.	1 7												
24	N	Arizona St.	1 2												

LAST 10 GAMES															
22	H	Minnesota	4 8	1	A	Michigan	13 12	20	A	South Fla.	2 3	172	N	Georgia Tech	2 3
22	H	Minnesota	10 2					60	N	Lehigh	2 0				
22	H	Minnesota	0 16					54	N	Kent St.	2 3				
1	A	Michigan	3 11												
1	A	Michigan	3 11												

Average RPI Win:	152	WON-LOST RECORD	WINNING PCT. RANK	LAST 10 GAMES	STRENGTH OF SCHEDULE	OPP. STRENGTH OF SCHEDULE	TEAM RPI	ADJ RPI	CONF. RPI	ADJ CONF. RPI		
DIV. I ONLY		20-13-0	.60606	76	6-4-0	45	94	48	.56539	53	3	3
DIV. I NON-CONF.		19-11-0	.63333	71	5-2-0	60	121	56	.55835	63	3	3
<hr/>												
TOTALS	RPI 1-25	RPI 26-50		W-L RECORDS		RPI 51-100		RPI 101-150		RPI 150+		
20-13-0	1-7-0	0-1-0		OVERALL		1-4-0		6-1-0		12-0-0		
7-3-0	0-1-0	0-1-0		HOME		0-1-0		0-0-0		7-0-0		
4-6-0	1-6-0	0-0-0		AWAY		0-0-0		3-0-0		0-0-0		
9-4-0	0-0-0	0-0-0		NEUTRAL		1-3-0		3-1-0		5-0-0		
19-11-0	0-5-0	0-1-0		NON-CONFERENCE		1-4-0		6-1-0		12-0-0		
7-3-0	0-1-0	0-1-0		HOME		0-1-0		0-0-0		7-0-0		
3-4-0	0-4-0	0-0-		AWAY		0-0-0		3-0-0		0-0-0		
9-4-0	0-0-0	0-0-0		NEUTRAL		1-3-0		3-1-0		5-0-0		
1-2-0	1-2-0	0-0-0		CONFERENCE		0-0-0		0-0-0		0-0-0		
0-0-0	0-0-0	0-0-0		HOME		0-0-0		0-0-0		0-0-0		
1-2-0	1-2-0	0-0-0		AWAY		0-0-0		0-0-0		0-0-0		
0-0-0	0-0-0	0-0-0		NEUTRAL		0-0-0		0-0-0		0-0-0		
RPI S	Opponent	Score	RPI S	Opponent	Score	RPI S	Opponent	Score	RPI S	Opponent	Score	
12 A	Oklahoma	0 4	49 H	Wichita St.	1 6	71 N	Wisconsin	2 1	103 A	Jacksonville	9 0	
12 A	Oklahoma	2 5				75 H	UNI	2 4	105 A	Southern Ill.	10 4	
12 A	Oklahoma	5 2				81 N	North Carolina St.	1 3	127 N	UC Riverside	5 4	
20 A	South Fla.	5 6				85 N	UNCG	3 6	127 N	UC Riverside	4 5	
20 A	South Fla.	0 6				85 N	UNCG	8 12	135 N	Sacramento St.	9 0	
22 H	Minnesota	2 4							140 A	Creighton	6 0	
23 A	Fresno St.	2 3							142 N	Butler	5 3	
23 A	Fresno St.	3 5							151 N	UNLV	4 2	
									151 N	UNLV	7 3	
									156 H	Evansville	7 0	
									156 H	Evansville	4 2	
									162 N	Coastal Caro.	5 1	
									163 H	Omaha	5 0	
									202 N	Eastern Ill.	7 1	
									202 N	Eastern Ill.	3 2	
									205 H	Saint Louis	9 0	
									214 H	Missouri St.	4 0	
									221 H	Western Ill.	8 0	
									221 H	Western Ill.	4 1	
<hr/>												
LAST 10 GAMES												
12 A	Oklahoma	0 4	156 H	Evansville	7 0							
12 A	Oklahoma	5 2	205 H	Saint Louis	9 0							
12 A	Oklahoma	2 5	22 H	Minnesota	2 4							
49 H	Wichita St.	1 6	140 A	Creighton	6 0							
156 H	Evansville	4 2	163 H	Omaha	5 0							

Non-Div. I Games:

Kansas

Kent St.

Average RPI Win:		151	WON-LOST RECORD		WINNING PCT. RANK		LAST 10 GAMES		STRENGTH OF SCHEDULE		OPP. STRENGTH OF SCHEDULE		TEAM RPI		ADJ RPI		CONF. RPI		ADJ CONF. RPI				
Average RPI Loss:		69	22-10-0		.6875 41		6-4-0		115		77		53		.56518 54		16		17				
DIV. I ONLY			17-9-0		.65385 62		1-3-0		162		74		79		.54509 75		16		17				
DIV. I NON-CONF.																							
TOTALS		RPI 1-25		RPI 26-50		W-L RECORDS		RPI 51-100		RPI 101-150		RPI 150+											
22-10-0		0-3-0		4-4-0		OVERALL		3-0-0		1-1-0		14-2-0											
3-0-0		0-0-0		0-0-0		HOME		0-0-0		0-0-0		3-0-0											
5-8-0		0-2-0		3-3-0		AWAY		1-0-0		1-1-0		0-2-0											
14-2-0		0-1-0		1-1-0		NEUTRAL		2-0-0		0-0-0		11-0-0											
17-9-0		0-3-0		2-3-0		NON-CONFERENCE		3-0-0		1-1-0		11-2-0											
0-0-0		0-0-0		0-0-0		HOME		0-0-0		0-0-0		0-0-0											
3-7-0		0-2-0		1-0-		AWAY		1-0-0		1-1-0		0-2-0											
14-2-0		0-1-0		1-1-0		NEUTRAL		2-0-0		0-0-0		11-0-0											
5-1-0		0-0-0		2-1-0		CONFERENCE		0-0-0		0-0-0		3-0-0											
3-0-0		0-0-0		0-0-0		HOME		0-0-0		0-0-0		3-0-0											
2-1-0		0-0-0		2-1-0		AWAY		0-0-0		0-0-0		0-0-0											
0-0-0		0-0-0		0-0-0		NEUTRAL		0-0-0		0-0-0		0-0-0											
RPI	S	Opponent		Score		RPI	S	Opponent		Score		RPI	S	Opponent		Score		RPI	S	Opponent		Score	
7	A	Washington		0	11	26	A	UCF		2	4	52	N	Northwestern		3	2	124	A	FGCU		8	1
7	A	Washington		1	8	47	A	Louisville		13	9	65	A	USC Upstate		2	1	137	A	Furman		1	6
20	N	South Fla.		3	4	47	A	Louisville		3	6	96	N	Michigan St.		7	2	153	H	Central Mich.		4	0
						48	N	North Dakota St.		0	11							153	H	Central Mich.		7	3
						48	N	North Dakota St.		6	3							153	H	Central Mich.		9	0
						50	A	Northern Ill.		4	3							157	N	Middle Tenn.		4	3
						50	A	Northern Ill.		7	5							160	N	LIU Brooklyn		6	3
						50	A	Northern Ill.		1	4							164	N	Memphis		4	3
																		171	N	Montana		2	0
																		174	N	Ill.-Chicago		10	0
																		175	A	Robert Morris		11	14
																		175	A	Robert Morris		2	3
																		187	N	Maine		6	3
																		201	N	Cleveland St.		4	0
																		275	N	Hartford		6	2
																		277	N	Oakland		10	1
																		281	N	N.C. Central		3	0
																		281	N	N.C. Central		6	1
						LAST 10 GAMES																	
						50	A	Northern Ill.		4	3	153	H	Central Mich.		4	0						
						50	A	Northern Ill.		1	4	153	H	Central Mich.		9	0						
						50	A	Northern Ill.		7	5	153	H	Central Mich.		7	3						
						175	A	Robert Morris		2	3	26	A	UCF		2	4						
						175	A	Robert Morris		11	14	160	N	LIU Brooklyn		6	3						

Non-Div. I Games:

Kent St.

Average RPI Win:	100	WON-LOST RECORD	WINNING PCT. RANK	LAST 10 GAMES	STRENGTH OF SCHEDULE	OPP. STRENGTH OF SCHEDULE	TEAM RPI	ADJ RPI	CONF. RPI	ADJ CONF. RPI	
DIV. I ONLY		18-19-0	.48649 150	6-4-0	33	8	58	.56393 55	3	3	
DIV. I NON-CONF.		15-19-0	.44118 180	3-4-0	25	4	76	.55224 69	3	3	
<hr/>											
TOTALS	RPI 1-25	RPI 26-50		W-L RECORDS	RPI 51-100		RPI 101-150		RPI 150+		
18-19-0	0-13-0	7-0-0		OVERALL	3-2-0		4-1-0		4-3-0		
11-3-0	0-0-0	5-0-0		HOME	1-1-0		3-1-0		2-1-0		
2-12-0	0-10-0	0-0-0		AWAY	0-1-0		1-0-0		1-1-0		
5-4-0	0-3-0	2-0-0		NEUTRAL	2-0-0		0-0-0		1-1-0		
15-19-0	0-13-0	4-0-0		NON-CONFERENCE	3-2-0		4-1-0		4-3-0		
8-3-0	0-0-0	2-0-0		HOME	1-1-0		3-1-0		2-1-0		
2-12-0	0-10-0	0-0-		AWAY	0-1-0		1-0-0		1-1-0		
5-4-0	0-3-0	2-0-0		NEUTRAL	2-0-0		0-0-0		1-1-0		
3-0-0	0-0-0	3-0-0		CONFERENCE	0-0-0		0-0-0		0-0-0		
3-0-0	0-0-0	3-0-0		HOME	0-0-0		0-0-0		0-0-0		
0-0-0	0-0-0	0-0-0		AWAY	0-0-0		0-0-0		0-0-0		
0-0-0	0-0-0	0-0-0		NEUTRAL	0-0-0		0-0-0		0-0-0		
RPI	S	Opponent	Score	RPI	S	Opponent	Score	RPI	S	Opponent	Score
3	A	La.-Lafayette	5 11	31	N	Long Beach St.	4 2	61	A	San Diego St.	3 13
3	A	La.-Lafayette	2 6	37	H	McNeese St.	11 6	84	H	Ohio	7 5
7	N	Washington	5 14	37	H	McNeese St.	4 1	84	H	Ohio	2 6
13	A	Texas A&M	5 9	38	N	California	2 0	87	N	Illinois St.	5 2
13	A	Texas A&M	3 17	41	H	Oklahoma St.	8 7	87	N	Illinois St.	5 3
13	A	Texas A&M	6 7	41	H	Oklahoma St.	9 7				
14	A	LSU	2 3	41	H	Oklahoma St.	19 18				
14	A	LSU	3 5								
16	N	Kentucky	0 10								
22	N	Minnesota	4 7								
24	A	Arizona St.	1 3								
24	A	Arizona St.	3 4								
24	A	Arizona St.	3 7								
<hr/>											
LAST 10 GAMES											
				41	H	Oklahoma St.	8 7	24	A	Arizona St.	3 4
				41	H	Oklahoma St.	19 18	24	A	Arizona St.	1 3
				41	H	Oklahoma St.	9 7	204	H	Boise St.	4 8
				116	A	Abilene Christian	6 1	204	H	Boise St.	6 5
				24	A	Arizona St.	3 7	109	H	Ga. Southern	14 5

Non-Div. I Games:

Texas Tech

Average RPI Win:		136	WON-LOST RECORD		WINNING PCT. RANK		LAST 10 GAMES		STRENGTH OF SCHEDULE		OPP. STRENGTH OF SCHEDULE		TEAM RPI		ADJ RPI		CONF. RPI		ADJ CONF. RPI				
DIV. I ONLY			19-18-0		.51351 142		4-6-0		23		69		51		.56284 56		6		6				
DIV. I NON-CONF.			15-13-0		.53571 126		2-2-0		23		73		59		.56049 61		6		7				
TOTALS		RPI 1-25		RPI 26-50				W-L RECORDS		RPI 51-100				RPI 101-150				RPI 150+					
19-18-0		0-6-0		0-6-0				OVERALL		6-4-0				5-2-0				8-0-0					
10-4-0		0-2-0		0-0-0				HOME		4-2-0				2-0-0				4-0-0					
4-7-0		0-2-0		0-3-0				AWAY		2-1-0				2-1-0				0-0-0					
5-7-0		0-2-0		0-3-0				NEUTRAL		0-1-0				1-1-0				4-0-0					
15-13-0		0-6-0		0-3-0				NON-CONFERENCE		2-2-0				5-2-0				8-0-0					
8-3-0		0-2-0		0-0-0				HOME		2-1-0				2-0-0				4-0-0					
2-3-0		0-2-0		0-0-				AWAY		0-0-0				2-1-0				0-0-0					
5-7-0		0-2-0		0-3-0				NEUTRAL		0-1-0				1-1-0				4-0-0					
4-5-0		0-0-0		0-3-0				CONFERENCE		4-2-0				0-0-0				0-0-0					
2-1-0		0-0-0		0-0-0				HOME		2-1-0				0-0-0				0-0-0					
2-4-0		0-0-0		0-3-0				AWAY		2-1-0				0-0-0				0-0-0					
0-0-0		0-0-0		0-0-0				NEUTRAL		0-0-0				0-0-0				0-0-0					
RPI	S	Opponent		Score		RPI	S	Opponent		Score		RPI	S	Opponent		Score		RPI	S	Opponent		Score	
4	H	Alabama		0	9	28	N	Notre Dame		4	10	57	H	Texas St.		1	4	102	A	Kennesaw St.		13	0
6	N	Oregon		0	11	44	A	South Ala.		0	7	57	H	Texas St.		2	0	102	H	Kennesaw St.		2	1
8	A	Auburn		0	7	44	A	South Ala.		0	5	57	H	Texas St.		4	1	137	A	Furman		4	10
8	A	Auburn		0	9	44	A	South Ala.		2	5	58	A	Troy		2	5	137	A	Furman		4	0
8	H	Auburn		4	8	46	N	Indiana		1	4	58	A	Troy		6	1	139	N	Villanova		15	2
25	N	Utah		0	9	46	N	Indiana		0	3	58	A	Troy		6	2	139	N	Villanova		2	15
												64	H	Boston College		0	1	149	H	Miami (OH)		3	0
												66	H	Western Caro.		11	4	159	H	St. John's (NY)		8	7
												66	H	Western Caro.		10	5	172	H	Georgia Tech		3	2
												90	N	Cal Poly		4	5	185	N	Eastern Mich.		5	0
																		185	N	Eastern Mich.		11	0
																		189	H	Mercer		8	2
																		211	H	Maryland		4	3
																		223	N	Seton Hall		10	7
																		274	N	Bryant		14	9
LAST 10 GAMES																							
44	A	South Ala.		0	5	8	H	Auburn		4	8												
44	A	South Ala.		0	7	57	H	Texas St.		1	4												
44	A	South Ala.		2	5	57	H	Texas St.		4	1												
137	A	Furman		4	10	57	H	Texas St.		2	0												
137	A	Furman		4	0	66	H	Western Caro.		11	4												

Non-Div. I Games:

Georgia St.

Average RPI Win: 145		WON-LOST RECORD		WINNING PCT. RANK		LAST 10 GAMES		STRENGTH OF SCHEDULE		OPP. STRENGTH OF SCHEDULE		TEAM RPI		ADJ RPI		CONF. RPI		ADJ CONF. RPI			
DIV. I ONLY		23-15-0		.60526 83		3-7-0		80		55		61		.56179 57		6		6			
DIV. I NON-CONF.		19-7-0		.73077 34		0-2-0		133		86		50		.57483 47		6		7			
TOTALS		RPI 1-25		RPI 26-50		W-L RECORDS		RPI 51-100		RPI 101-150		RPI 150+									
23-15-0		1-3-0		3-3-0		OVERALL		2-5-0		5-2-0		12-2-0									
9-5-0		0-0-0		3-0-0		HOME		0-1-0		4-2-0		2-2-0									
4-8-0		1-3-0		0-1-0		AWAY		1-4-0		0-0-0		2-0-0									
10-2-0		0-0-0		0-2-0		NEUTRAL		1-0-0		1-0-0		8-0-0									
19-7-0		1-0-0		3-3-0		NON-CONFERENCE		1-3-0		4-0-0		10-1-0									
6-2-0		0-0-0		3-0-0		HOME		0-1-0		3-0-0		0-1-0									
3-3-0		1-0-0		0-0-		AWAY		0-2-0		0-0-0		2-0-0									
10-2-0		0-0-0		0-2-0		NEUTRAL		1-0-0		1-0-0		8-0-0									
4-8-0		0-3-0		0-0-0		CONFERENCE		1-2-0		1-2-0		2-1-0									
3-3-0		0-0-0		0-0-0		HOME		0-0-0		1-2-0		2-1-0									
1-5-0		0-3-0		0-0-0		AWAY		1-2-0		0-0-0		0-0-0									
0-0-0		0-0-0		0-0-0		NEUTRAL		0-0-0		0-0-0		0-0-0									
RPI	S	Opponent		Score		RPI	S	Opponent		Score		RPI	S	Opponent		Score					
3	A	La.-Lafayette		2 5		36	A	Texas		2 3		51	A	Grand Canyon		0 10		109	H	Ga. Southern	2 0
3	A	La.-Lafayette		0 3		36	H	Texas		9 5		56	A	Georgia St.		1 4		109	H	Ga. Southern	1 6
3	A	La.-Lafayette		0 7		41	H	Oklahoma St.		4 0		56	A	Georgia St.		0 2		109	H	Ga. Southern	4 5
20	A	South Fla.		8 2		41	H	Oklahoma St.		3 1		56	A	Georgia St.		4 1		116	H	Abilene Christian	4 3
						50	N	Northern Ill.		6 8		69	N	Purdue		2 1		116	H	Abilene Christian	13 1
						50	N	Northern Ill.		3 7		83	H	Northwestern St.		0 1		116	N	Abilene Christian	2 0
												95	A	Louisiana Tech		0 5		129	H	DePaul	4 3
																		171	N	Montana	8 0
																		171	N	Montana	2 0
																		176	H	La.-Monroe	3 2
																		176	H	La.-Monroe	8 0
																		176	H	La.-Monroe	2 3
																		194	N	Penn	9 1
																		197	A	A&M-Corpus Christi	5 0
																		197	A	A&M-Corpus Christi	3 0
																		206	N	Houston Baptist	10 0
																		212	H	Incarnate Word	4 9
																		230	N	Belmont	3 2
																		234	N	Detroit	5 3
																		267	N	Mississippi Val.	8 0
																		268	N	IPFW	9 0
LAST 10 GAMES																					
						3	A	La.-Lafayette		0 3		176	H	La.-Monroe		3 2					
						7	A	La.-Lafayette		0 7		176	H	La.-Monroe		2 3					
						5	A	La.-Lafayette		2 5		212	H	Incarnate Word		4 9					
						3	A	Texas		2 3		56	A	Georgia St.		4 1					
						8	H	La.-Monroe		8 0		56	A	Georgia St.		1 4					

Non-Div. I Games:

Texas St.

Troy

Average RPI Win: 171

Average RPI Loss: 35

WON-LOST RECORD

23-12-0

19-7-0

WINNING PCT. RANK

.65714

.73077

LAST 10 GAMES

5-5-0

2-2-0

STRENGTH OF SCHEDULE

100

109

OPP. STRENGTH OF SCHEDULE

47

100

TEAM RPI

52

49

ADJ RPI

.561

.57025

CONF. RPI

58

51

ADJ CONF. RPI

6

7

DIV. I ONLY

DIV. I NON-CONF.

TOTALS

RPI 1-25

RPI 26-50

W-L RECORDS

RPI 51-100

RPI 101-150

RPI 150+

23-12-0

0-6-0

0-2-0

OVERALL

2-3-0

5-1-0

16-0-0

16-8-0

0-3-0

0-2-0

HOME

1-3-0

4-0-0

11-0-0

4-4-0

0-3-0

0-0-0

AWAY

1-0-0

0-1-0

3-0-0

3-0-0

0-0-0

0-0-0

NEUTRAL

0-0-0

1-0-0

2-0-0

19-7-0

0-3-0

0-2-0

NON-CONFERENCE

1-1-0

5-1-0

13-0-0

15-3-0

0-0-0

0-2-0

HOME

0-1-0

4-0-0

11-0-0

1-4-0

0-3-0

0-0-0

AWAY

1-0-0

0-1-0

0-0-0

3-0-0

0-0-0

0-0-0

NEUTRAL

0-0-0

1-0-0

2-0-0

4-5-0

0-3-0

0-0-0

CONFERENCE

1-2-0

0-0-0

3-0-0

1-5-0

0-3-0

0-0-0

HOME

1-2-0

0-0-0

0-0-0

3-0-0

0-0-0

0-0-0

AWAY

0-0-0

0-0-0

3-0-0

0-0-0

0-0-0

0-0-0

NEUTRAL

0-0-0

0-0-0

0-0-0

RPI	S	Opponent	Score	RPI	S	Opponent	Score	RPI	S	Opponent	Score	RPI	S	Opponent	Score
3	H	La.-Lafayette	0 11	33	H	Ole Miss	1 6	56	H	Georgia St.	1 6	101	A	Lipscomb	0 2
3	H	La.-Lafayette	0 8	37	H	McNeese St.	2 3	56	H	Georgia St.	5 2	102	H	Kennesaw St.	8 2
3	H	La.-Lafayette	1 8					56	H	Georgia St.	2 6	102	H	Kennesaw St.	6 2
4	A	Alabama	0 8					67	A	UAB	4 2	120	H	Dayton	3 2
21	A	South Carolina	7 10					86	H	Marshall	5 7	120	H	Dayton	7 3
21	A	South Carolina	0 8									137	N	Furman	6 5
												156	H	Evansville	5 4
												177	H	Tennessee Tech	11 3
												177	H	Tennessee Tech	6 2
												185	H	Eastern Mich.	14 1
												185	H	Eastern Mich.	13 2
												189	H	Mercer	4 1
												192	N	Indiana St.	10 9
												200	N	Youngstown St.	10 8
												202	H	Eastern Ill.	13 6
												213	A	Appalachian St.	23 6
												213	A	Appalachian St.	11 1
												213	A	Appalachian St.	25 19
												214	H	Missouri St.	5 2
												225	H	Florida A&M	11 2
												245	H	Alabama St.	9 5
												250	H	Austin Peay	9 3
LAST 10 GAMES				LAST 10 GAMES				LAST 10 GAMES				LAST 10 GAMES			
21	A	South Carolina	7 10	3	H	La.-Lafayette	0 11	21	A	South Carolina	0 8	3	H	La.-Lafayette	1 8
102	H	Kennesaw St.	6 2	213	A	Appalachian St.	25 19	102	H	Kennesaw St.	8 2	213	A	Appalachian St.	11 1
3	H	La.-Lafayette	0 8	213	A	Appalachian St.	23 6								

Troy

Non-Div. I Games:

Troy

Average RPI Win: 195		WON-LOST	WINNING	LAST 10	STRENGTH OF	OPP. STRENGTH	TEAM	ADJ	CONF.	ADJ CONF.							
Average RPI Loss: 74		RECORD	PCT. RANK	GAMES	SCHEDULE	OF SCHEDULE	RPI	RPI	RPI	RPI							
DIV. I ONLY		25-7-0	.78125	20	5-5-0	183	131	54	.56019	59	6	6					
DIV. I NON-CONF.		21-2-0	.91304	8	1-0-0	237	216	47	.5711	49	6	7					
<hr/>																	
TOTALS		RPI 1-25		RPI 26-50		W-L RECORDS		RPI 51-100		RPI 101-150		RPI 150+					
25-7-0		1-3-0		0-0-0		OVERALL		1-1-0		2-2-0		21-1-0					
16-5-0		1-3-0		0-0-0		HOME		1-1-0		0-0-0		14-1-0					
5-2-0		0-0-0		0-0-0		AWAY		0-0-0		2-2-0		3-0-0					
4-0-0		0-0-0		0-0-0		NEUTRAL		0-0-0		0-0-0		4-0-0					
<hr/>																	
21-2-0		0-1-0		0-0-0		NON-CONFERENCE		1-1-0		1-0-0		19-0-0					
13-2-0		0-1-0		0-0-0		HOME		1-1-0		0-0-0		12-0-0					
4-0-0		0-0-0		0-0-		AWAY		0-0-0		1-0-0		3-0-0					
4-0-0		0-0-0		0-0-0		NEUTRAL		0-0-0		0-0-0		4-0-0					
<hr/>																	
4-5-0		1-2-0		0-0-0		CONFERENCE		0-0-0		1-2-0		2-1-0					
3-3-0		1-2-0		0-0-0		HOME		0-0-0		0-0-0		2-1-0					
1-2-0		0-0-0		0-0-0		AWAY		0-0-0		1-2-0		0-0-0					
0-0-0		0-0-0		0-0-0		NEUTRAL		0-0-0		0-0-0		0-0-0					
<hr/>																	
RPI	S	Opponent		Score		RPI	S	Opponent		Score		RPI	S	Opponent		Score	
3	H	La.-Lafayette		0 16								109	A	Ga. Southern		0 3	
3	H	La.-Lafayette		3 1								109	A	Ga. Southern		13 4	
3	H	La.-Lafayette		0 13								109	A	Ga. Southern		2 7	
18	H	Arizona		0 11								123	A	Charleston So.		4 3	
												179	A	Southeastern La.		5 0	
												179	A	Southeastern La.		3 1	
												179	A	Southeastern La.		8 3	
												191	N	Delaware St.		7 5	
												191	N	Delaware St.		10 2	
												201	H	Cleveland St.		4 3	
												201	H	Cleveland St.		9 7	
												213	H	Appalachian St.		3 4	
												213	H	Appalachian St.		8 7	
												213	H	Appalachian St.		10 2	
												214	H	Missouri St.		2 1	
												219	N	Savannah St.		10 2	
												219	N	Savannah St.		8 5	
												234	H	Detroit		11 1	
												234	H	Detroit		11 5	
												241	H	Texas Southern		9 0	
												241	H	Texas Southern		5 4	
												242	H	Princeton		9 1	
												242	H	Princeton		3 2	
												244	H	South Dakota St.		8 0	
												244	H	South Dakota St.		2 1	
												263	H	Northern Colo.		8 0	
						LAST 10 GAMES											
						213	H	Appalachian St.		3 4		109	A	Ga. Southern		13 4	
						213	H	Appalachian St.		10 2		3	H	La.-Lafayette		3 1	
						213	H	Appalachian St.		8 7		3	H	La.-Lafayette		0 13	
						109	A	Ga. Southern		2 7		3	H	La.-Lafayette		0 16	
						109	A	Ga. Southern		0 3		201	H	Cleveland St.		4 3	

Non-Div. I Games:

UT Arlington

Average RPI Win:		185	WON-LOST		WINNING		LAST 10		STRENGTH OF		OPP. STRENGTH		TEAM		ADJ		CONF.		ADJ CONF.					
Average RPI Loss:		84	RECORD		PCT. RANK		GAMES		SCHEDULE		OF SCHEDULE		RPI		RPI		RPI		RPI					
DIV. I ONLY			21-7-0		.75		24		8-2-0		141		174		56		.55977		60		23		24	
DIV. I NON-CONF.			18-7-0		.72		39		5-2-0		98		176		51		.56493		55		25		25	
TOTALS		RPI 1-25		RPI 26-50		W-L RECORDS		RPI 51-100		RPI 101-150		RPI 150+												
21-7-0		0-2-0		0-0-0		OVERALL		2-2-0		5-2-0		14-1-0												
3-0-0		0-0-0		0-0-0		HOME		0-0-0		0-0-0		3-0-0												
4-4-0		0-1-0		0-0-0		AWAY		1-1-0		1-1-0		2-1-0												
14-3-0		0-1-0		0-0-0		NEUTRAL		1-1-0		4-1-0		9-0-0												
18-7-0		0-2-0		0-0-0		NON-CONFERENCE		2-2-0		5-2-0		11-1-0												
0-0-0		0-0-0		0-0-0		HOME		0-0-0		0-0-0		0-0-0												
4-4-0		0-1-0		0-0-		AWAY		1-1-0		1-1-0		2-1-0												
14-3-0		0-1-0		0-0-0		NEUTRAL		1-1-0		4-1-0		9-0-0												
3-0-0		0-0-0		0-0-0		CONFERENCE		0-0-0		0-0-0		3-0-0												
3-0-0		0-0-0		0-0-0		HOME		0-0-0		0-0-0		3-0-0												
0-0-0		0-0-0		0-0-0		AWAY		0-0-0		0-0-0		0-0-0												
0-0-0		0-0-0		0-0-0		NEUTRAL		0-0-0		0-0-0		0-0-0												
RPI	S	Opponent		Score		RPI	S	Opponent		Score		RPI	S	Opponent		Score								
16	N	Kentucky		1	7							115	N	Charlotte		8	5							
20	A	South Fla.		2	13							69	N	Purdue		8	3							
												85	A	UNCG		0	8							
												85	A	UNCG		4	1							
												126	A	Saint Joseph's		6	9							
												126	A	Saint Joseph's		7	3							
												145	N	Albany (NY)		5	4							
												145	N	Albany (NY)		9	0							
												166	A	Winthrop		2	5							
												168	N	Marist		7	1							
												187	N	Maine		8	6							
												192	N	Indiana St.		6	5							
												192	N	Indiana St.		10	7							
												194	A	Penn		6	3							
												194	A	Penn		4	0							
												200	N	Youngstown St.		14	2							
												200	N	Youngstown St.		12	4							
												246	N	Iona		8	2							
												255	N	Quinnipiac		4	0							
												261	H	Lafayette		5	4							
												261	H	Lafayette		7	1							
												261	H	Lafayette		4	1							
												275	N	Hartford		3	0							
LAST 10 GAMES																								
194	A	Penn		4	0	126	A	Saint Joseph's		6	9													
194	A	Penn		6	3	126	A	Saint Joseph's		7	3													
261	H	Lafayette		4	1	168	N	Marist		7	1													
261	H	Lafayette		7	1	52	N	Northwestern		0	2													
261	H	Lafayette		5	4	255	N	Quinnipiac		4	0													

Non-Div. I Games:




Lehigh

Average RPI Win:		134	WON-LOST RECORD		WINNING PCT. RANK		LAST 10 GAMES		STRENGTH OF SCHEDULE		OPP. STRENGTH OF SCHEDULE		TEAM RPI		ADJ RPI		CONF. RPI		ADJ CONF. RPI								
DIV. I ONLY			21-16-0		.56757 103		4-6-0		56		75		64		.55781 61		12		11								
DIV. I NON-CONF.			18-10-0		.64286 67		1-0-0		103		58		64		.56191 59		12		11								
TOTALS		RPI 1-25		RPI 26-50		W-L RECORDS		RPI 51-100		RPI 101-150		RPI 150+															
21-16-0		1-5-0		3-3-0		OVERALL		5-3-0		3-2-0		9-3-0															
9-5-0		1-1-0		1-1-0		HOME		3-1-0		0-1-0		4-1-0															
1-6-0		0-3-0		0-1-0		AWAY		0-0-0		0-0-0		1-2-0															
11-5-0		0-1-0		2-1-0		NEUTRAL		2-2-0		3-1-0		4-0-0															
18-10-0		1-2-0		3-3-0		NON-CONFERENCE		3-2-0		3-2-0		8-1-0															
7-4-0		1-1-0		1-1-0		HOME		1-0-0		0-1-0		4-1-0															
0-1-0		0-0-0		0-0-		AWAY		0-0-0		0-0-0		0-0-0															
11-5-0		0-1-0		2-1-0		NEUTRAL		2-2-0		3-1-0		4-0-0															
3-6-0		0-3-0		0-0-0		CONFERENCE		2-1-0		0-0-0		1-2-0															
2-1-0		0-0-0		0-0-0		HOME		2-1-0		0-0-0		0-0-0															
1-5-0		0-3-0		0-0-0		AWAY		0-0-0		0-0-0		1-2-0															
0-0-0		0-0-0		0-0-0		NEUTRAL		0-0-0		0-0-0		0-0-0															
RPI	S	Opponent		Score		RPI	S	Opponent		Score		RPI	S	Opponent		Score											
7	N	Washington		0	8	32	A	Cal St. Fullerton		4	8	55	H	Texas Tech		13	3	110	N	Stanford		7	4				
13	H	Texas A&M		10	5	34	N	Nebraska		1	3	70	N	CSUN		4	5	114	N	UC Santa Barbara		6	5				
16	H	Kentucky		1	5	38	H	California		2	1	73	H	Nevada		9	1	126	H	Saint Joseph's		1	3				
23	A	Fresno St.		5	8	39	N	BYU		3	2	73	H	Nevada		1	0	132	N	UTSA		2	0				
23	A	Fresno St.		2	9	40	H	Ohio St.		3	4	73	H	Nevada		4	10	132	N	UTSA		2	3				
23	A	Fresno St.		3	6	41	N	Oklahoma St.		14	12	78	N	Weber St.		2	1	151	A	UNLV		2	4				
												78	N	Weber St.		4	5	151	A	UNLV		6	2				
												90	N	Cal Poly		5	1	151	A	UNLV		2	7				
																		174	H	Ill.-Chicago		4	6				
																		181	H	Boston U.		2	0				
																		188	H	Harvard		8	7				
																		208	H	San Diego		2	1				
																		231	H	South Dakota		2	1				
																		242	N	Princeton		9	3				
																		243	N	Bethune-Cookman		10	1				
																		247	N	CSU Bakersfield		2	1				
																		263	N	Canisius		14	2				
						LAST 10 GAMES																					
						23 A Fresno St.						5	8	73 H Nevada						9	1						
						23 A Fresno St.						3	6	151 A UNLV						2	7						
						23 A Fresno St.						2	9	151 A UNLV						2	4						
						73 H Nevada						1	0	151 A UNLV						6	2						
						73 H Nevada						4	10	114 N UC Santa Barbara						6	5						

Non-Div. I Games:

San Diego St.

Non-Div. I Games:

 Tie,  Loss,  Non-Conf, S Site, H Home, A Away, N Neutral Page 62

Samford

Average RPI Win:		160	WON-LOST RECORD		WINNING PCT. RANK		LAST 10 GAMES		STRENGTH OF SCHEDULE		OPP. STRENGTH OF SCHEDULE		TEAM RPI		ADJ RPI		CONF. RPI		ADJ CONF. RPI				
DIV. I ONLY				21-15-0	.58333	94	8-2-0		57		105		63		.55348		63	13		13			
DIV. I NON-CONF.				15-15-0	.5	141	2-2-0		44		82		84		.53893		83	13		13			
TOTALS		RPI 1-25		RPI 26-50			W-L RECORDS			RPI 51-100			RPI 101-150			RPI 150+							
21-15-0		0-4-0		1-3-0			OVERALL			4-4-0			3-2-0			13-2-0							
9-3-0		0-1-0		0-0-0			HOME			2-0-0			1-2-0			6-0-0							
6-5-0		0-1-0		1-1-0			AWAY			2-2-0			0-0-0			3-1-0							
6-7-0		0-2-0		0-2-0			NEUTRAL			0-2-0			2-0-0			4-1-0							
15-15-0		0-4-0		1-3-0			NON-CONFERENCE			4-4-0			3-2-0			7-2-0							
6-3-0		0-1-0		0-0-0			HOME			2-0-0			1-2-0			3-0-0							
3-5-0		0-1-0		1-0-			AWAY			2-2-0			0-0-0			0-1-0							
6-7-0		0-2-0		0-2-0			NEUTRAL			0-2-0			2-0-0			4-1-0							
6-0-0		0-0-0		0-0-0			CONFERENCE			0-0-0			0-0-0			6-0-0							
3-0-0		0-0-0		0-0-0			HOME			0-0-0			0-0-0			3-0-0							
3-0-0		0-0-0		0-0-0			AWAY			0-0-0			0-0-0			3-0-0							
0-0-0		0-0-0		0-0-0			NEUTRAL			0-0-0			0-0-0			0-0-0							
RPI	S	Opponent		Score		RPI	S	Opponent		Score		RPI	S	Opponent		Score		RPI	S	Opponent		Score	
3	N	La.-Lafayette		0	1	33	A	Ole Miss		4	5	59	A	UT Arlington		1	7	101	N	Lipscomb		3	2
4	A	Alabama		0	10	35	N	Mississippi St.		2	5	59	A	UT Arlington		8	0	102	H	Kennesaw St.		4	6
8	H	Auburn		1	18	36	N	Texas		8	10	67	H	UAB		6	1	146	N	SIUE		3	2
18	N	Arizona		0	3	44	A	South Ala.		8	5	76	N	Southern Miss.		3	4	148	H	Wright St.		3	10
												79	A	Jacksonville St.		4	3	148	H	Wright St.		9	0
												79	A	Jacksonville St.		4	8	158	H	Chattanooga		10	0
												79	H	Jacksonville St.		7	4	158	H	Chattanooga		7	6
												99	N	Central Ark.		1	2	158	H	Chattanooga		5	4
																		159	A	St. John's (NY)		4	5
																		177	H	Tennessee Tech		10	2
																		177	H	Tennessee Tech		7	2
																		189	A	Mercer		11	6
																		189	A	Mercer		6	1
																		189	A	Mercer		10	3
																		195	N	Manhattan		8	6
																		206	N	Houston Baptist		1	2
																		230	N	Belmont		10	1
																		254	H	Tennessee St.		8	0
																		285	N	Fairleigh Dickinson		10	3
																		287	N	Howard		11	4
LAST 10 GAMES																							
158 H Chattanooga						5 4						189 A Mercer						11 6					
158 H Chattanooga						10 0						189 A Mercer						6 1					
158 H Chattanooga						7 6						102 H Kennesaw St.						4 6					
33 A Ole Miss						4 5						287 N Howard						11 4					
189 A Mercer						10 3						285 N Fairleigh Dickinson						10 3					

Non-Div. I Games:

Samford

Average RPI Win:		149	WON-LOST RECORD		WINNING PCT. RANK	LAST 10 GAMES	STRENGTH OF SCHEDULE		OPP. STRENGTH OF SCHEDULE	TEAM RPI	ADJ RPI	CONF. RPI	ADJ CONF. RPI				
Average RPI Loss:		42															
DIV. I ONLY			19-13-0		.59375	90	6-4-0		98	40	66	.55069	64	5	5		
DIV. I NON-CONF.			16-10-0		.61538	75	3-1-0		73	37	58	.56214	58	5	5		
TOTALS		RPI 1-25		RPI 26-50		W-L RECORDS		RPI 51-100		RPI 101-150		RPI 150+					
19-13-0		0-6-0		0-5-0		OVERALL		6-1-0		2-0-0		11-1-0					
2-0-0		0-0-0		0-0-0		HOME		0-0-0		0-0-0		2-0-0					
7-7-0		0-2-0		0-3-0		AWAY		1-0-0		1-0-0		5-1-0					
10-6-0		0-3-0		0-2-0		NEUTRAL		5-1-0		1-0-0		4-0-0					
16-10-0		0-6-0		0-2-0		NON-CONFERENCE		6-1-0		2-0-0		8-1-0					
2-0-0		0-0-0		0-0-0		HOME		0-0-0		0-0-0		2-0-0					
4-4-0		0-3-0		0-0-		AWAY		1-0-0		1-0-0		2-1-0					
10-6-0		0-3-0		0-2-0		NEUTRAL		5-1-0		1-0-0		4-0-0					
3-3-0		0-0-0		0-3-0		CONFERENCE		0-0-0		0-0-0		3-0-0					
0-0-0		0-0-0		0-0-0		HOME		0-0-0		0-0-0		0-0-0					
3-3-0		0-0-0		0-3-0		AWAY		0-0-0		0-0-0		3-0-0					
0-0-0		0-0-0		0-0-0		NEUTRAL		0-0-0		0-0-0		0-0-0					
RPI	S	Opponent		Score		RPI	S	Opponent		Score		RPI	S	Opponent		Score	
6	N	Oregon		0	4	43	N	Illinois		1	5	52	N	Northwestern		3	2
8	A	Auburn		1	5	43	N	Illinois		1	9	52	N	Northwestern		3	4
8	A	Auburn		0	6	45	A	Virginia Tech		7	8	56	A	Georgia St.		1	0
17	A	Georgia		3	4	45	A	Virginia Tech		3	11	73	N	Nevada		8	1
23	N	Fresno St.		1	3	45	A	Virginia Tech		0	4	89	N	San Jose St.		4	3
25	N	Utah		1	3							91	N	Fordham		5	4
												91	N	Fordham		9	0
														102 A Kennesaw St.		2	0
														141 N Iowa St.		10	1
														159 N St. John's (NY)		5	4
														172 A Georgia Tech		4	1
														172 A Georgia Tech		9	0
														172 A Georgia Tech		8	4
														181 A Boston U.		5	4
														188 A Harvard		1	2
														189 A Mercer		8	3
														189 H Mercer		9	1
														192 N Indiana St.		4	0
														211 N Maryland		9	1
														221 N Western Ill.		5	3
														274 H Bryant		2	0
LAST 10 GAMES																	
181	A	Boston U.		5	4	45	A	Virginia Tech		0	4	172	A	Georgia Tech		4	1
188	A	Harvard		1	2	172	A	Georgia Tech		9	0	172	A	Georgia Tech		8	4
274	H	Bryant		2	0	102	A	Kennesaw St.		2	0						
45	A	Virginia Tech		3	11												
45	A	Virginia Tech		7	8												

Non-Div. I Games:

Boston College

Average RPI Win:		178	WON-LOST RECORD		WINNING PCT. RANK		LAST 10 GAMES		STRENGTH OF SCHEDULE		OPP. STRENGTH OF SCHEDULE		TEAM RPI		ADJ RPI		CONF. RPI		ADJ CONF. RPI	
DIV. I ONLY			28-10-0		.73684		28		4-6-0		184		135		65		.55067		65	
DIV. I NON-CONF.			25-5-0		.83333		17		2-2-0		217		149		53		.56569		54	
TOTALS		RPI 1-25		RPI 26-50		W-L RECORDS		RPI 51-100		RPI 101-150		RPI 150+								
28-10-0		0-1-0		1-2-0		OVERALL		1-2-0		9-5-0		17-0-0								
18-4-0		0-0-0		1-1-0		HOME		0-1-0		6-2-0		11-0-0								
4-6-0		0-1-0		0-1-0		AWAY		0-1-0		2-3-0		2-0-0								
6-0-0		0-0-0		0-0-0		NEUTRAL		1-0-0		1-0-0		4-0-0								
25-5-0		0-1-0		1-2-0		NON-CONFERENCE		1-2-0		6-0-0		17-0-0								
17-2-0		0-0-0		1-1-0		HOME		0-1-0		5-0-0		11-0-0								
2-3-0		0-1-0		0-0-		AWAY		0-1-0		0-0-0		2-0-0								
6-0-0		0-0-0		0-0-0		NEUTRAL		1-0-0		1-0-0		4-0-0								
3-5-0		0-0-0		0-0-0		CONFERENCE		0-0-0		3-5-0		0-0-0								
1-2-0		0-0-0		0-0-0		HOME		0-0-0		1-2-0		0-0-0								
2-3-0		0-0-0		0-0-0		AWAY		0-0-0		2-3-0		0-0-0								
0-0-0		0-0-0		0-0-0		NEUTRAL		0-0-0		0-0-0		0-0-0								
RPI	S	Opponent		Score		RPI	S	Opponent		Score		RPI	S	Opponent		Score				
20	A	South Fla.		6	8	40	H	Ohio St.		2	0	54	H	Kent St.		1	2			
						42	A	North Carolina		2	4	62	N	New Mexico St.		3	2			
						45	H	Virginia Tech		0	6	81	A	North Carolina St.		0	8			
														101	A	Lipscomb	6	3		
														101	A	Lipscomb	3	2		
														101	A	Lipscomb	3	6		
														107	A	Stetson	2	10		
														107	A	Stetson	4	5		
														124	H	Elon	9	6		
														124	H	FGCU	5	4		
														124	H	FGCU	0	3		
														124	H	FGCU	2	10		
														136	H	Virginia	11	1		
														137	H	Furman	5	3		
														137	H	Furman	10	7		
														146	H	SIUE	10	8		
														146	N	Army West Point	3	2		
														151	H	Presbyterian	4	0		
														153	N	Central Mich.	1	0		
														161	H	ETSU	3	2		
														161	H	ETSU	3	0		
														193	H	Akron	7	1		
														209	H	Morehead St.	10	2		
														219	H	Savannah St.	14	4		
														220	N	Green Bay	10	0		
														220	N	Green Bay	8	3		
														233	A	Gardner-Webb	6	3		
														233	A	Gardner-Webb	10	0		
														239	H	Valparaiso	12	4		
														240	H	La Salle	8	0		
				LAST 10 GAMES																
				107	A	Stetson	4	5	124	H	FGCU	0	3							
				107	A	Stetson	2	10	124	H	FGCU	2	10							
				81	A	North Carolina St.	0	8	161	H	ETSU	3	2							
				42	A	North Carolina	2	4	161	H	ETSU	3	0							
				124	H	FGCU	5	4	101	A	Lipscomb	6	3							

Non-Div. I Games:

USC Upstate

RPI	S	Opponent	Score	
270	N	UMass Lowell	9	0
277	H	Oakland	14	2
281	H	N.C. Central	4	0
281	H	N.C. Central	14	0

USC Upstate

U
S
C
U
P
S
t
a
t
e

U
S
C
U
P
S
t
a
t
e

W
e
s
t
e
r
n
C
a
r
o
.

Western Caro.

UAB

Average RPI Win: 112		WON-LOST	WINNING	LAST 10	STRENGTH OF	OPP. STRENGTH	TEAM	ADJ	CONF.	ADJ CONF.		
Average RPI Loss: 65		RECORD	PCT. RANK	GAMES	SCHEDULE	OF SCHEDULE	RPI	RPI	RPI	RPI		
DIV. I ONLY		15-20-0	.42857	191	6-4-0	21	39	68	.54876	67	10	10
DIV. I NON-CONF.		9-17-0	.34615	214	1-1-0	7	26	83	.53785	86	9	9
<hr/>												
TOTALS		RPI 1-25	RPI 26-50		W-L RECORDS	RPI 51-100		RPI 101-150		RPI 150+		
15-20-0		0-8-0	1-2-0		OVERALL	8-5-0		3-2-0		3-3-0		
4-5-0		0-1-0	0-1-0		HOME	2-2-0		2-1-0		0-0-0		
4-6-0		0-3-0	1-1-0		AWAY	3-2-0		0-0-0		0-0-0		
7-9-0		0-4-0	0-0-0		NEUTRAL	3-1-0		1-1-0		3-3-0		
9-17-0		0-8-0	1-2-0		NON-CONFERENCE	4-3-0		1-1-0		3-3-0		
0-3-0		0-1-0	0-1-0		HOME	0-1-0		0-0-0		0-0-0		
2-5-0		0-3-0	1-0-		AWAY	1-1-0		0-0-0		0-0-0		
7-9-0		0-4-0	0-0-0		NEUTRAL	3-1-0		1-1-0		3-3-0		
6-3-0		0-0-0	0-0-0		CONFERENCE	4-2-0		2-1-0		0-0-0		
4-2-0		0-0-0	0-0-0		HOME	2-1-0		2-1-0		0-0-0		
2-1-0		0-0-0	0-0-0		AWAY	2-1-0		0-0-0		0-0-0		
0-0-0		0-0-0	0-0-0		NEUTRAL	0-0-0		0-0-0		0-0-0		
RPI	S	Opponent	Score	RPI	S	Opponent	Score	RPI	S	Opponent	Score	
2	N	Florida	0 8	35	A	Mississippi St.	3 2	58	H	Troy	2 4	
3	N	La.-Lafayette	0 15	44	A	South Ala.	0 4	63	A	Samford	1 6	
4	H	Alabama	0 7	44	H	South Ala.	1 3	68	N	Col. of Charleston	5 2	
9	N	Missouri	5 12					76	A	Southern Miss.	3 2	
11	A	Florida St.	0 10					76	A	Southern Miss.	7 1	
11	A	Florida St.	0 10					76	A	Southern Miss.	3 6	
17	N	Georgia	0 10					79	A	Jacksonville St.	3 0	
19	A	Tennessee	0 10					82	N	Hofstra	12 4	
								82	N	Hofstra	5 2	
								86	H	Marshall	8 1	
								86	H	Marshall	3 4	
								86	H	Marshall	3 1	
								99	N	Central Ark.	0 3	
<hr/>												
LAST 10 GAMES												
				86	H	Marshall	8 1	115	H	Charlotte	1 3	
				86	H	Marshall	3 1	115	H	Charlotte	9 1	
				86	H	Marshall	3 4	44	H	South Ala.	1 3	
				35	A	Mississippi St.	3 2	76	A	Southern Miss.	3 2	
				115	H	Charlotte	9 2	76	A	Southern Miss.	3 6	

Non-Div. I Games:

UAB

Average RPI Win:		165	WON-LOST RECORD		WINNING PCT. RANK		LAST 10 GAMES		STRENGTH OF SCHEDULE		OPP. STRENGTH OF SCHEDULE		TEAM RPI		ADJ RPI		CONF. RPI		ADJ CONF. RPI				
Average RPI Loss:		96																					
DIV. I ONLY			23-13-0		.63889 60		7-3-0		111		128		70		.54875 68		8		9				
DIV. I NON-CONF.			20-10-0		.66667 55		4-0-0		148		119		78		.54725 73		10		10				
TOTALS		RPI 1-25		RPI 26-50		W-L RECORDS		RPI 51-100		RPI 101-150		RPI 150+											
23-13-0		1-2-0		2-0-0		OVERALL		3-6-0		3-3-0		14-2-0											
12-3-0		1-0-0		2-0-0		HOME		0-1-0		1-0-0		8-2-0											
6-3-0		0-0-0		0-0-0		AWAY		2-1-0		2-2-0		2-0-0											
5-7-0		0-2-0		0-0-0		NEUTRAL		1-4-0		0-1-0		4-0-0											
20-10-0		1-2-0		2-0-0		NON-CONFERENCE		1-5-0		2-1-0		14-2-0											
12-3-0		1-0-0		2-0-0		HOME		0-1-0		1-0-0		8-2-0											
3-0-0		0-0-0		0-0-		AWAY		0-0-0		1-0-0		2-0-0											
5-7-0		0-2-0		0-0-0		NEUTRAL		1-4-0		0-1-0		4-0-0											
3-3-0		0-0-0		0-0-0		CONFERENCE		2-1-0		1-2-0		0-0-0											
0-0-0		0-0-0		0-0-0		HOME		0-0-0		0-0-0		0-0-0											
3-3-0		0-0-0		0-0-0		AWAY		2-1-0		1-2-0		0-0-0											
0-0-0		0-0-0		0-0-0		NEUTRAL		0-0-0		0-0-0		0-0-0											
RPI	S	Opponent		Score		RPI	S	Opponent		Score		RPI	S	Opponent		Score		RPI	S	Opponent		Score	
9	N	Missouri		0	8	45	H	Virginia Tech		4	2	66	N	Western Caro.		1	9	107	N	Stetson		3	4
17	H	Georgia		2	1	45	H	Virginia Tech		4	1	67	N	UAB		2	5	123	A	Charleston So.		6	1
20	N	South Fla.		1	4							69	N	Purdue		3	5	124	A	Elon		1	5
												79	N	Jacksonville St.		4	6	124	A	Elon		2	1
												79	N	Jacksonville St.		7	6	124	A	Elon		3	4
												96	H	Michigan St.		1	4	143	H	Radford		6	1
												100	A	Delaware		0	5	158	H	Chattanooga		1	2
												100	A	Delaware		3	2	163	N	Omaha		5	1
												100	A	Delaware		11	8	165	H	UConn		3	2
																		183	N	Western Mich.		8	0
																		185	H	Eastern Mich.		2	1
																		186	N	Providence		4	1
																		215	H	Campbell		12	3
																		218	H	Brown		8	0
																		219	A	Savannah St.		9	7
																		219	A	Savannah St.		3	2
																		228	H	Central Conn. St.		7	0
																		234	H	Detroit		2	5
																		251	H	Buffalo		5	1
																		251	H	Buffalo		3	2
																		268	N	IPFW		11	2
																		270	H	UMass Lowell		10	0
LAST 10 GAMES																							
																		100	A	Delaware		11	8
																		100	A	Delaware		0	5
																		228	H	Central Conn. St.		7	0
																		218	H	Brown		8	0
																		185	H	Eastern Mich.		2	1

Non-Div. I Games:

Col. of Charleston

Average RPI Win: 139		WON-LOST RECORD		WINNING PCT. RANK		LAST 10 GAMES		STRENGTH OF SCHEDULE		OPP. STRENGTH OF SCHEDULE		TEAM RPI		ADJ RPI		CONF. RPI		ADJ CONF. RPI	
DIV. I ONLY		20-15-0		.57143 99		6-4-0		83		54		71		.54846 69		4		4	
DIV. I NON-CONF.		18-11-0		.62069 73		4-0-0		63		70		60		.5638 56		4		4	
TOTALS		RPI 1-25		RPI 26-50		W-L RECORDS		RPI 51-100		RPI 101-150		RPI 150+							
20-15-0		0-7-0		1-1-0		OVERALL		4-5-0		7-0-0		8-2-0							
1-3-0		0-3-0		0-0-0		HOME		1-0-0		0-0-0		0-0-0							
10-3-0		0-2-0		1-0-0		AWAY		0-0-0		5-0-0		4-1-0							
9-9-0		0-2-0		0-1-0		NEUTRAL		3-5-0		2-0-0		4-1-0							
18-11-0		0-4-0		1-1-0		NON-CONFERENCE		4-5-0		7-0-0		6-1-0							
1-0-0		0-0-0		0-0-0		HOME		1-0-0		0-0-0		0-0-0							
8-2-0		0-2-0		1-0-		AWAY		0-0-0		5-0-0		2-0-0							
9-9-0		0-2-0		0-1-0		NEUTRAL		3-5-0		2-0-0		4-1-0							
2-4-0		0-3-0		0-0-0		CONFERENCE		0-0-0		0-0-0		2-1-0							
0-3-0		0-3-0		0-0-0		HOME		0-0-0		0-0-0		0-0-0							
2-1-0		0-0-0		0-0-0		AWAY		0-0-0		0-0-0		2-1-0							
0-0-0		0-0-0		0-0-0		NEUTRAL		0-0-0		0-0-0		0-0-0							
RPI S	Opponent		Score		RPI S	Opponent		Score		RPI S	Opponent		Score		RPI S	Opponent		Score	
18 A	Arizona		1	11	26 A	UCF		3	2	57 N	Texas St.		1	2	104 A	Pacific		7	1
20 A	South Fla.		0	5	30 N	Fla. Atlantic		1	6	60 N	Lehigh		3	8	104 A	Pacific		3	1
22 H	Minnesota		1	4						62 N	New Mexico St.		3	0	114 N	UC Santa Barbara		10	9
22 H	Minnesota		3	4						68 N	Col. of Charleston		5	3	124 A	FGCU		9	2
22 H	Minnesota		0	5						72 H	Syracuse		4	3	124 A	FGCU		9	0
25 N	Utah		1	3						72 N	Syracuse		3	11	124 A	FGCU		5	1
25 N	Utah		2	4						88 N	North Texas		6	1	141 N	Iowa St.		1	0
										90 N	Cal Poly		2	3	163 N	Omaha		5	8
										90 N	Cal Poly		3	5	169 A	Iowa		8	7
															169 A	Iowa		3	10
															169 A	Iowa		6	4
															172 A	Georgia Tech		4	3
															172 A	Georgia Tech		3	0
															223 N	Seton Hall		11	2
															232 N	Southern Utah		8	1
															247 N	CSU Bakersfield		6	3
															253 N	St. Bonaventure		8	0
				LAST 10 GAMES															
				169 A	Iowa	3	10	22 H	Minnesota	0	5								
				169 A	Iowa	8	7	124 A	FGCU	9	2								
				169 A	Iowa	6	4	141 N	Iowa St.	1	0								
				22 H	Minnesota	3	4	124 A	FGCU	9	0								
				22 H	Minnesota	1	4	124 A	FGCU	5	1								

Non-Div. I Games:

Purdue

CSUN

Average RPI Win: 157		WON-LOST RECORD		WINNING PCT. RANK		LAST 10 GAMES		STRENGTH OF SCHEDULE		OPP. STRENGTH OF SCHEDULE		TEAM RPI		ADJ RPI		CONF. RPI		ADJ CONF. RPI				
DIV. I ONLY		21-16-0		.56757 103		6-4-0		61		90		69		.54825 70		9		8				
DIV. I NON-CONF.		20-14-0		.58824 86		5-2-0		74		108		72		.5479 72		8		8				
TOTALS		RPI 1-25		RPI 26-50		W-L RECORDS		RPI 51-100		RPI 101-150		RPI 150+										
21-16-0		0-5-0		3-6-0		OVERALL		2-2-0		5-1-0		11-2-0										
11-8-0		0-1-0		2-4-0		HOME		1-1-0		3-0-0		5-2-0										
2-0-0		0-0-0		0-0-0		AWAY		0-0-0		0-0-0		2-0-0										
8-8-0		0-4-0		1-2-0		NEUTRAL		1-1-0		2-1-0		4-0-0										
20-14-0		0-5-0		2-4-0		NON-CONFERENCE		2-2-0		5-1-0		11-2-0										
10-6-0		0-1-0		1-2-0		HOME		1-1-0		3-0-0		5-2-0										
2-0-0		0-0-0		0-0-		AWAY		0-0-0		0-0-0		2-0-0										
8-8-0		0-4-0		1-2-0		NEUTRAL		1-1-0		2-1-0		4-0-0										
1-2-0		0-0-0		1-2-0		CONFERENCE		0-0-0		0-0-0		0-0-0										
1-2-0		0-0-0		1-2-0		HOME		0-0-0		0-0-0		0-0-0										
0-0-0		0-0-0		0-0-0		AWAY		0-0-0		0-0-0		0-0-0										
0-0-0		0-0-0		0-0-0		NEUTRAL		0-0-0		0-0-0		0-0-0										
RPI	S	Opponent		Score		RPI	S	Opponent		Score		RPI	S	Opponent		Score						
6	N	Oregon		3	14	27	H	Oregon St.		0	1	51	H	Grand Canyon		4	6	110	N	Stanford	4	3
11	H	Florida St.		3	12	27	N	Oregon St.		2	6	61	N	San Diego St.		5	4	123	H	Charleston So.	4	3
11	N	Florida St.		0	10	31	H	Long Beach St.		2	1	72	H	Syracuse		5	2	123	H	Charleston So.	7	3
23	N	Fresno St.		1	3	31	H	Long Beach St.		2	3	78	N	Weber St.		8	9	130	H	Loyola Marymount	5	2
25	N	Utah		1	3	31	H	Long Beach St.		0	2							133	N	Colorado St.	4	6
						38	N	California		1	6							140	N	Creighton	3	2
						43	H	Illinois		4	3							198	N	Utah St.	9	2
						43	H	Illinois		3	4							198	N	Utah St.	3	2
						49	N	Wichita St.		9	3							204	N	Boise St.	9	4
																		208	H	San Diego	5	0
																		210	H	Idaho St.	8	0
																		210	H	Idaho St.	5	2
																		226	N	Portland St.	16	12
																		227	H	Yale	2	6
																		227	H	Yale	11	0
																		229	H	Toledo	5	6
																		247	A	CSU Bakersfield	7	3
																		247	A	CSU Bakersfield	4	1
																		247	H	CSU Bakersfield	5	3
LAST 10 GAMES																						
						31	H	Long Beach St.		0	2	43	H	Illinois		4	3					
						31	H	Long Beach St.		2	1	43	H	Illinois		3	4					
						31	H	Long Beach St.		2	3	210	H	Idaho St.		5	2					
						247	A	CSU Bakersfield		7	3	227	H	Yale		11	0					
						247	A	CSU Bakersfield		4	1	227	H	Yale		2	6					

Non-Div. I Games:

CSUN

Average RPI Win:		139	WON-LOST RECORD		WINNING PCT. RANK		LAST 10 GAMES		STRENGTH OF SCHEDULE		OPP. STRENGTH OF SCHEDULE		TEAM RPI		ADJ RPI		CONF. RPI		ADJ CONF. RPI				
DIV. I ONLY			18-14-1		.56061 107		6-3-1		86		84		76		.54606 71		4		4				
DIV. I NON-CONF.			15-12-0		.55556 106		3-1-0		115		93		94		.53283 87		4		4				
TOTALS		RPI 1-25		RPI 26-50		W-L RECORDS		RPI 51-100		RPI 101-150		RPI 150+											
18-14-1		2-2-0		3-5-1		OVERALL		4-3-0		1-0-0		8-4-0											
2-2-1		0-0-0		1-1-1		HOME		0-0-0		0-0-0		1-1-0											
5-4-0		1-1-0		1-0-0		AWAY		3-2-0		0-0-0		0-1-0											
11-8-0		1-1-0		1-4-0		NEUTRAL		1-1-0		1-0-0		7-2-0											
15-12-0		2-2-0		2-4-0		NON-CONFERENCE		2-2-0		1-0-0		8-4-0											
1-1-0		0-0-0		0-0-0		HOME		0-0-0		0-0-0		1-1-0											
3-3-0		1-1-0		1-0-		AWAY		1-1-0		0-0-0		0-1-0											
11-8-0		1-1-0		1-4-0		NEUTRAL		1-1-0		1-0-0		7-2-0											
3-2-1		0-0-0		1-1-1		CONFERENCE		2-1-0		0-0-0		0-0-0											
1-1-1		0-0-0		1-1-1		HOME		0-0-0		0-0-0		0-0-0											
2-1-0		0-0-0		0-0-0		AWAY		2-1-0		0-0-0		0-0-0											
0-0-0		0-0-0		0-0-0		NEUTRAL		0-0-0		0-0-0		0-0-0											
RPI	S	Opponent		Score		RPI	S	Opponent		Score		RPI	S	Opponent		Score							
20	A	South Fla.		9	5	27	N	Oregon St.		1	3	53	N	Kansas		1	2	127	N	UC Riverside	9	1	
20	A	South Fla.		2	10	32	A	Cal St. Fullerton		3	2	73	N	Nevada		3	2	151	A	UNLV	0	3	
23	N	Fresno St.		4	0	38	N	California		4	2	81	A	North Carolina St.		2	1	151	N	UNLV	3	14	
24	N	Arizona St.		1	4	39	N	BYU		4	5	81	A	North Carolina St.		5	6	151	N	UNLV	6	3	
						40	H	Ohio St.		9	9	96	A	Michigan St.		5	4	198	N	Utah St.	2	5	
						40	H	Ohio St.		6	5	96	A	Michigan St.		4	5	226	N	Portland St.	13	5	
						40	H	Ohio St.		8	10	96	A	Michigan St.		10	1	231	H	South Dakota	6	7	
						47	N	Louisville		0	5							231	H	South Dakota	10	2	
						47	N	Louisville		1	7							234	N	Detroit	10	1	
																		234	N	Detroit	8	0	
																		239	N	Valparaiso	7	5	
																		279	N	Santa Clara	8	0	
																		279	N	Santa Clara	11	5	
						LAST 10 GAMES																	
						40	H	Ohio St.		9	9	96	A	Michigan St.		4	5						
						40	H	Ohio St.		8	10	96	A	Michigan St.		5	4						
						40	H	Ohio St.		6	5	96	A	Michigan St.		10	1						
						231	H	South Dakota		6	7	234	N	Detroit		8	0						
						231	H	South Dakota		10	2	234	N	Detroit		10	1						

Non-Div. I Games:

Wisconsin

Average RPI Win: 151		WON-LOST	WINNING	LAST 10	STRENGTH OF		OPP. STRENGTH	TEAM	ADJ		CONF.	ADJ CONF.
Average RPI Loss: 63		RECORD	PCT. RANK	GAMES	SCHEDULE		OF SCHEDULE	RPI	RPI		RPI	RPI
DIV. I ONLY		17-16-0	.51515	139	51		66	75	.54582		72	5
DIV. I NON-CONF.		13-9-0	.59091	84	150		115	97	.53		90	5
TOTALS		RPI 1-25	RPI 26-50		W-L RECORDS		RPI 51-100		RPI 101-150		RPI 150+	
17-16-0		0-5-0	6-4-0		OVERALL		1-3-0		1-2-0		9-2-0	
5-2-0		0-0-0	2-1-0		HOME		0-0-0		0-0-0		3-1-0	
4-9-0		0-4-0	1-2-0		AWAY		0-2-0		1-0-0		2-1-0	
8-5-0		0-1-0	3-1-0		NEUTRAL		1-1-0		0-2-0		4-0-0	
13-9-0		0-2-0	3-1-0		NON-CONFERENCE		1-3-0		1-2-0		8-1-0	
2-0-0		0-0-0	0-0-0		HOME		0-0-0		0-0-0		2-0-0	
3-4-0		0-1-0	0-0-		AWAY		0-2-0		1-0-0		2-1-0	
8-5-0		0-1-0	3-1-0		NEUTRAL		1-1-0		0-2-0		4-0-0	
4-7-0		0-3-0	3-3-0		CONFERENCE		0-0-0		0-0-0		1-1-0	
3-2-0		0-0-0	2-1-0		HOME		0-0-0		0-0-0		1-1-0	
1-5-0		0-3-0	1-2-0		AWAY		0-0-0		0-0-0		0-0-0	
0-0-0		0-0-0	0-0-0		NEUTRAL		0-0-0		0-0-0		0-0-0	
RPI S	Opponent	Score	RPI S	Opponent	Score	RPI S	Opponent	Score	RPI S	Opponent	Score	
11 A	Florida St.	1 4	26 N	UCF	0 4	69 A	Purdue	3 4	115 N	Charlotte	0 4	
11 A	Florida St.	2 4	28 H	Notre Dame	6 4	69 N	Purdue	11 3	123 A	Charleston So.	3 1	
11 A	Florida St.	0 3	28 H	Notre Dame	1 6	70 A	CSUN	2 5	138 N	Lamar	0 3	
12 N	Oklahoma	0 7	28 H	Notre Dame	5 2	91 N	Fordham	1 4	151 A	UNLV	1 6	
15 A	UCLA	2 3	31 N	Long Beach St.	1 0				172 H	Georgia Tech	4 6	
			40 N	Ohio St.	1 0				172 H	Georgia Tech	8 7	
			40 N	Ohio St.	3 2				182 N	UC Davis	1 0	
			42 A	North Carolina	1 3				219 A	Savannah St.	7 0	
			42 A	North Carolina	1 2				219 A	Savannah St.	8 2	
			42 A	North Carolina	8 2				247 N	CSU Bakersfield	6 0	
									274 N	Bryant	3 2	
									278 N	Morgan St.	11 2	
									284 H	Niagara	5 0	
									284 H	Niagara	7 1	
LAST 10 GAMES												
			172 H	Georgia Tech	8 7	284 H	Niagara	7 1				
			172 H	Georgia Tech	4 6	284 H	Niagara	5 0				
			28 H	Notre Dame	1 6	11 A	Florida St.	0 3				
			28 H	Notre Dame	6 4	11 A	Florida St.	2 4				
			28 H	Notre Dame	5 2	11 A	Florida St.	1 4				

Non-Div. I Games:

Syracuse

Average RPI Win: 167		WON-LOST	WINNING	LAST 10	STRENGTH OF		OPP. STRENGTH	TEAM	ADJ		CONF.	ADJ CONF.
Average RPI Loss: 99		RECORD	PCT. RANK	GAMES	SCHEDULE		OF SCHEDULE	RPI	RPI		RPI	RPI
DIV. I ONLY		25-8-0	.75758	21	7-3-0		221	114	72		.54354	73
DIV. I NON-CONF.		19-5-0	.79167	24	1-0-0		245	136	77		.54449	77
TOTALS		RPI 1-25	RPI 26-50		W-L RECORDS		RPI 51-100		RPI 101-150		RPI 150+	
25-8-0		0-0-0	1-0-0		OVERALL		3-5-0		4-2-0		17-1-0	
6-2-0		0-0-0	0-0-0		HOME		2-1-0		1-1-0		3-0-0	
6-4-0		0-0-0	0-0-0		AWAY		1-2-0		1-1-0		4-1-0	
13-2-0		0-0-0	1-0-0		NEUTRAL		0-2-0		2-0-0		10-0-0	
19-5-0		0-0-0	1-0-0		NON-CONFERENCE		0-2-0		4-2-0		14-1-0	
1-1-0		0-0-0	0-0-0		HOME		0-0-0		1-1-0		0-0-0	
5-2-0		0-0-0	0-0-		AWAY		0-0-0		1-1-0		4-1-0	
13-2-0		0-0-0	1-0-0		NEUTRAL		0-2-0		2-0-0		10-0-0	
6-3-0		0-0-0	0-0-0		CONFERENCE		3-3-0		0-0-0		3-0-0	
5-1-0		0-0-0	0-0-0		HOME		2-1-0		0-0-0		3-0-0	
1-2-0		0-0-0	0-0-0		AWAY		1-2-0		0-0-0		0-0-0	
0-0-0		0-0-0	0-0-0		NEUTRAL		0-0-0		0-0-0		0-0-0	
RPI S	Opponent	Score	RPI S	Opponent	Score	RPI S	Opponent	Score	RPI S	Opponent	Score	
			46 N	Indiana	5 3	61 A	San Diego St.	10 4	112 N	UTEP	8 5	
						61 A	San Diego St.	1 9	118 N	East Carolina	2 1	
						61 A	San Diego St.	0 1	135 A	Sacramento St.	3 1	
						64 N	Boston College	1 8	135 A	Sacramento St.	0 8	
						71 N	Wisconsin	2 3	135 H	Sacramento St.	2 4	
						92 H	New Mexico	4 0	135 H	Sacramento St.	4 3	
						92 H	New Mexico	2 3	163 N	Omaha	10 2	
						92 H	New Mexico	5 1	163 N	Omaha	11 3	
									165 N	UConn	8 7	
									165 N	UConn	3 2	
									171 A	Montana	6 4	
									171 A	Montana	3 0	
									171 A	Montana	5 6	
									174 N	Ill.-Chicago	2 0	
									175 N	Robert Morris	9 0	
									182 N	UC Davis	8 7	
									204 H	Boise St.	11 10	
									204 H	Boise St.	5 2	
									204 H	Boise St.	4 3	
									216 N	Bradley	7 6	
									226 N	Portland St.	4 2	
									232 N	Southern Utah	8 0	
									279 A	Santa Clara	4 1	
									279 A	Santa Clara	10 1	
LAST 10 GAMES												
			92 H	New Mexico	2 3	61 A	San Diego St.	1 9				
			92 H	New Mexico	4 0	204 H	Boise St.	5 2				
			92 H	New Mexico	5 1	204 H	Boise St.	11 10				
			61 A	San Diego St.	0 1	204 H	Boise St.	4 3				
			61 A	San Diego St.	10 4	163 N	Omaha	11 3				

Non-Div. I Games:

Nevada

Average RPI Win: 193		WON-LOST	WINNING	LAST 10	STRENGTH OF		OPP. STRENGTH	TEAM	ADJ		CONF.	ADJ CONF.	
Average RPI Loss: 144		RECORD	PCT. RANK	GAMES	SCHEDULE		OF SCHEDULE	RPI	RPI		RPI	RPI	
DIV. I ONLY		26-6-0	.8125	12	10-0-0		223	225	67	.54347	74	21	21
DIV. I NON-CONF.		16-6-0	.72727	38	1-0-0		166	235	71	.54237	81	21	21
TOTALS		RPI 1-25	RPI 26-50		W-L RECORDS		RPI 51-100		RPI 101-150		RPI 150+		
26-6-0	0-0-0	0-1-0		OVERALL		1-0-0		6-3-0		19-2-0			
7-0-0	0-0-0	0-0-0		HOME		0-0-0		2-0-0		5-0-0			
6-3-0	0-0-0	0-1-0		AWAY		0-0-0		0-2-0		6-0-0			
13-3-0	0-0-0	0-0-0		NEUTRAL		1-0-0		4-1-0		8-2-0			
16-6-0	0-0-0	0-1-0		NON-CONFERENCE		1-0-0		6-3-0		9-2-0			
3-0-0	0-0-0	0-0-0		HOME		0-0-0		2-0-0		1-0-0			
0-3-0	0-0-0	0-0-		AWAY		0-0-0		0-2-0		0-0-0			
13-3-0	0-0-0	0-0-0		NEUTRAL		1-0-0		4-1-0		8-2-0			
10-0-0	0-0-0	0-0-0		CONFERENCE		0-0-0		0-0-0		10-0-0			
4-0-0	0-0-0	0-0-0		HOME		0-0-0		0-0-0		4-0-0			
6-0-0	0-0-0	0-0-0		AWAY		0-0-0		0-0-0		6-0-0			
0-0-0	0-0-0	0-0-0		NEUTRAL		0-0-0		0-0-0		0-0-0			
RPI	S	Opponent	Score	RPI	S	Opponent	Score	RPI	S	Opponent	Score		
				47	A	Louisville	1 6	87	N	Illinois St.	5 4		
								101	N	Lipscomb	9 1		
								109	A	Ga. Southern	0 1		
								111	N	Saint Francis (PA)	4 3		
								111	N	Saint Francis (PA)	6 4		
								117	A	UNCW	4 5		
								120	H	Dayton	4 0		
								120	H	Dayton	5 2		
								146	N	Army West Point	4 3		
								150	N	Loyola Chicago	0 1		
								163	N	Omaha	7 2		
								173	H	Murray St.	4 3		
								173	H	Murray St.	3 2		
								174	N	Ill.-Chicago	8 5		
								188	N	Harvard	7 6		
								188	N	Harvard	2 5		
								193	N	Akron	6 3		
								209	A	Morehead St.	2 0		
								209	A	Morehead St.	5 2		
								209	A	Morehead St.	8 1		
								220	N	Green Bay	11 2		
								233	N	Gardner-Webb	4 1		
				LAST 10 GAMES				250	H	Austin Peay	8 4		
				209	A	Morehead St.	5 2	250	H	Austin Peay	3 2		
				209	A	Morehead St.	2 0	173	H	Murray St.	3 2		
				209	A	Morehead St.	8 1	173	H	Murray St.	4 3		
				273	H	Northern Ky.	9 0	254	A	Tennessee St.	10 2		
				250	H	Austin Peay	3 2	254	A	Tennessee St.	11 0		
								254	A	Tennessee St.	11 3		

Non-Div. I Games:

Eastern Ky.

RPI	S	Opponent	Score	
254	A	Tennessee St.	10	2
273	H	Northern Ky.	9	0
287	N	Howard	11	1

Eastern Ky.

E
a
s
t
e
r
n
K
y
.

E
a
s
t
e
r
n
K
y
.

UNI				Through Games Of April 3, 2016											
Average RPI Win: 157		WON-LOST	WINNING	LAST 10	STRENGTH OF		OPP. STRENGTH	TEAM	ADJ		CONF.	ADJ CONF.			
Average RPI Loss: 91		RECORD	PCT. RANK	GAMES	SCHEDULE		OF SCHEDULE	RPI	RPI		RPI	RPI			
DIV. I ONLY		24-11-0	.68571	43	5-5-0		186	68	73	.54154	75	15	14		
DIV. I NON-CONF.		19-7-0	.73077	34	1-1-0		182	63	62	.55529	65	14	14		
TOTALS		RPI 1-25	RPI 26-50		W-L RECORDS		RPI 51-100		RPI 101-150		RPI 150+				
24-11-0		0-2-0	2-4-0		OVERALL		4-1-0		4-0-0		14-4-0				
4-4-0		0-0-0	0-1-0		HOME		0-0-0		0-0-0		4-3-0				
6-7-0		0-2-0	2-3-0		AWAY		2-1-0		0-0-0		2-1-0				
14-0-0		0-0-0	0-0-0		NEUTRAL		2-0-0		4-0-0		8-0-0				
19-7-0		0-2-0	0-3-0		NON-CONFERENCE		4-1-0		4-0-0		11-1-0				
4-2-0		0-0-0	0-1-0		HOME		0-0-0		0-0-0		4-1-0				
2-5-0		0-2-0	0-0-		AWAY		2-1-0		0-0-0		0-0-0				
13-0-0		0-0-0	0-0-0		NEUTRAL		2-0-0		4-0-0		7-0-0				
5-4-0		0-0-0	2-1-0		CONFERENCE		0-0-0		0-0-0		3-3-0				
0-2-0		0-0-0	0-0-0		HOME		0-0-0		0-0-0		0-2-0				
4-2-0		0-0-0	2-1-0		AWAY		0-0-0		0-0-0		2-1-0				
1-0-0		0-0-0	0-0-0		NEUTRAL		0-0-0		0-0-0		1-0-0				
RPI S	Opponent	Score		RPI S	Opponent	Score		RPI S	Opponent	Score		RPI S	Opponent	Score	
9 A	Missouri	0	6	33 A	Ole Miss	0	1	53 A	Kansas	4	2	113 N	SFA	3	1
24 A	Arizona St.	1	3	33 A	Ole Miss	0	5	77 A	Arkansas	8	6	113 N	SFA	4	3
				34 H	Nebraska	4	7	77 A	Arkansas	3	4	132 N	UTSA	7	1
				49 A	Wichita St.	2	3	96 N	Michigan St.	13	9	148 N	Wright St.	5	0
				49 A	Wichita St.	7	4	96 N	Michigan St.	10	4	154 N	UMKC	8	6
				49 A	Wichita St.	11	7					156 A	Evansville	1	6
												156 A	Evansville	6	0
												156 A	Evansville	2	1
												163 N	Omaha	8	0
												164 N	Memphis	5	2
												171 N	Montana	7	1
												192 H	Indiana St.	7	11
												192 H	Indiana St.	2	11
												205 H	Saint Louis	2	7
												214 N	Missouri St.	4	2
												220 H	Green Bay	14	0
												221 H	Western Ill.	8	0
												221 N	Western Ill.	4	0
												244 H	South Dakota St.	11	2
												244 H	South Dakota St.	6	4
												251 N	Buffalo	10	1
												251 N	Buffalo	7	1
				LAST 10 GAMES											
				192 H	Indiana St.	2	11	9 A	Missouri	0	6				
				192 H	Indiana St.	7	11	49 A	Wichita St.	7	4				
				156 A	Evansville	2	1	49 A	Wichita St.	2	3				
				156 A	Evansville	6	0	49 A	Wichita St.	11	7				
				156 A	Evansville	1	6	221 N	Western Ill.	4	0				

Non-Div. I Games:

UNI

Average RPI Win:		159	WON-LOST RECORD		WINNING PCT. RANK	LAST 10 GAMES		STRENGTH OF SCHEDULE		OPP. STRENGTH OF SCHEDULE	TEAM RPI	ADJ RPI	CONF. RPI	ADJ CONF. RPI			
Average RPI Loss:		68	18-20-0		.47368	159	4-6-0		32	96	74	.54114	76	10	10		
DIV. I ONLY			13-13-0		.5	141	0-1-0		14	111	61	.55702	64	9	9		
DIV. I NON-CONF.																	
TOTALS		RPI 1-25		RPI 26-50		W-L RECORDS		RPI 51-100		RPI 101-150		RPI 150+					
18-20-0		0-4-0		2-8-0		OVERALL		2-3-0		3-1-0		11-4-0					
9-9-0		0-3-0		1-3-0		HOME		1-2-0		0-0-0		7-1-0					
2-5-0		0-0-0		1-3-0		AWAY		0-0-0		0-0-0		1-2-0					
7-6-0		0-1-0		0-2-0		NEUTRAL		1-1-0		3-1-0		3-1-0					
13-13-0		0-4-0		1-6-0		NON-CONFERENCE		1-1-0		3-1-0		8-1-0					
6-6-0		0-3-0		1-3-0		HOME		0-0-0		0-0-0		5-0-0					
0-1-0		0-0-0		0-0-		AWAY		0-0-0		0-0-0		0-0-0					
7-6-0		0-1-0		0-2-0		NEUTRAL		1-1-0		3-1-0		3-1-0					
5-7-0		0-0-0		1-2-0		CONFERENCE		1-2-0		0-0-0		3-3-0					
3-3-0		0-0-0		0-0-0		HOME		1-2-0		0-0-0		2-1-0					
2-4-0		0-0-0		1-2-0		AWAY		0-0-0		0-0-0		1-2-0					
0-0-0		0-0-0		0-0-0		NEUTRAL		0-0-0		0-0-0		0-0-0					
RPI	S	Opponent		Score		RPI	S	Opponent		Score		RPI	S	Opponent		Score	
3	H	La.-Lafayette		0	13	30	A	Fla. Atlantic		0	3	63	N	Samford		4	3
3	H	La.-Lafayette		2	6	30	A	Fla. Atlantic		2	3	67	H	UAB		2	3
3	H	La.-Lafayette		1	17	30	A	Fla. Atlantic		3	2	67	H	UAB		1	7
10	N	Baylor		0	8	33	H	Ole Miss		2	1	67	H	UAB		6	3
						33	H	Ole Miss		1	10	99	N	Central Ark.		0	9
						35	N	Mississippi St.		0	6						
						37	H	McNeese St.		0	6						
						37	N	McNeese St.		4	7						
						44	A	South Ala.		2	10						
						44	H	South Ala.		1	5						
LAST 10 GAMES																	
170	H	Western Ky.		5	4	30	A	Fla. Atlantic		0	3						
170	H	Western Ky.		3	2	30	A	Fla. Atlantic		3	2						
170	H	Western Ky.		0	4	67	H	UAB		2	3						
37	H	McNeese St.		0	6	67	H	UAB		6	3						
30	A	Fla. Atlantic		2	3	67	H	UAB		1	7						

Non-Div. I Games:

Southern Miss.

Average RPI Win:	130	WON-LOST RECORD	WINNING PCT. RANK	LAST 10 GAMES	STRENGTH OF SCHEDULE	OPP. STRENGTH OF SCHEDULE	TEAM RPI	ADJ RPI	CONF. RPI	ADJ CONF. RPI					
DIV. I ONLY		13-23-0	.36111	220	1-9-0	12	64	77	.54085	77	1	1			
DIV. I NON-CONF.		13-14-0	.48148	158	1-3-0	26	132	80	.542	82	1	1			
<hr/>															
TOTALS	RPI 1-25	RPI 26-50		W-L RECORDS		RPI 51-100		RPI 101-150		RPI 150+					
13-23-0	0-9-0	2-7-0		OVERALL		4-3-0		2-1-0		5-3-0					
6-9-0	0-3-0	0-2-0		HOME		2-2-0		2-0-0		2-2-0					
0-9-0	0-6-0	0-3-0		AWAY		0-0-0		0-0-0		0-0-0					
7-5-0	0-0-0	2-2-0		NEUTRAL		2-1-0		0-1-0		3-1-0					
13-14-0	0-0-0	2-7-0		NON-CONFERENCE		4-3-0		2-1-0		5-3-0					
6-6-0	0-0-0	0-2-0		HOME		2-2-0		2-0-0		2-2-0					
0-3-0	0-0-0	0-0-		AWAY		0-0-0		0-0-0		0-0-0					
7-5-0	0-0-0	2-2-0		NEUTRAL		2-1-0		0-1-0		3-1-0					
0-9-0	0-9-0	0-0-0		CONFERENCE		0-0-0		0-0-0		0-0-0					
0-3-0	0-3-0	0-0-0		HOME		0-0-0		0-0-0		0-0-0					
0-6-0	0-6-0	0-0-0		AWAY		0-0-0		0-0-0		0-0-0					
0-0-0	0-0-0	0-0-0		NEUTRAL		0-0-0		0-0-0		0-0-0					
RPI	S	Opponent	Score	RPI	S	Opponent	Score	RPI	S	Opponent	Score				
13	A	Texas A&M	1 9	29	H	Tulsa	3 4	51	N	Grand Canyon	2 6	146	N	Army West Point	4 5
13	A	Texas A&M	3 11	32	A	Cal St. Fullerton	1 8	75	H	UNI	4 3	148	H	Wright St.	6 2
13	A	Texas A&M	1 9	34	N	Nebraska	11 10	75	H	UNI	6 8	148	H	Wright St.	1 0
16	H	Kentucky	0 9	36	A	Texas	5 6	92	N	New Mexico	2 1	151	N	UNLV	4 11
16	H	Kentucky	1 7	36	A	Texas	1 4	92	N	New Mexico	4 3	153	N	Central Mich.	12 4
16	H	Kentucky	4 12	41	H	Oklahoma St.	7 10	93	H	Drake	2 9	154	H	UMKC	4 9
19	A	Tennessee	1 3	42	N	North Carolina	0 5	93	H	Drake	13 4	154	H	UMKC	7 6
19	A	Tennessee	4 18	48	N	North Dakota St.	2 7					180	N	Binghamton	12 5
19	A	Tennessee	2 10	48	N	North Dakota St.	8 4					214	H	Missouri St.	1 11
												222	N	George Washington	8 0
												251	H	Buffalo	15 14
<hr/>															
LAST 10 GAMES															
13	A	Texas A&M	1 9	16	H	Kentucky	1 7								
13	A	Texas A&M	1 9	16	H	Kentucky	0 9								
13	A	Texas A&M	3 11	51	N	Grand Canyon	2 6								
214	H	Missouri St.	1 11	34	N	Nebraska	11 10								
16	H	Kentucky	4 12	32	A	Cal St. Fullerton	1 8								

Non-Div. I Games:

Arkansas

Average RPI Win: 170		WON-LOST	WINNING	LAST 10	STRENGTH OF		OPP. STRENGTH	TEAM	ADJ		CONF.	ADJ CONF.
Average RPI Loss: 76		RECORD	PCT. RANK	GAMES	SCHEDULE		OF SCHEDULE	RPI	RPI		RPI	RPI
DIV. I ONLY		21-12-0	.63636	61	7-3-0		174	103	88		.53587	78
DIV. I NON-CONF.		16-11-0	.59259	80	2-2-0		85	77	73		.55284	68
TOTALS		RPI 1-25	RPI 26-50		W-L RECORDS		RPI 51-100		RPI 101-150		RPI 150+	
21-12-0		0-2-0	2-6-0		OVERALL		5-1-0		2-0-0		12-3-0	
3-0-0		0-0-0	0-0-0		HOME		0-0-0		0-0-0		3-0-0	
4-4-0		0-1-0	1-2-0		AWAY		1-0-0		0-0-0		2-1-0	
14-8-0		0-1-0	1-4-0		NEUTRAL		4-1-0		2-0-0		7-2-0	
16-11-0		0-2-0	2-6-0		NON-CONFERENCE		5-1-0		2-0-0		7-2-0	
0-0-0		0-0-0	0-0-0		HOME		0-0-0		0-0-0		0-0-0	
2-3-0		0-1-0	1-0-		AWAY		1-0-0		0-0-0		0-0-0	
14-8-0		0-1-0	1-4-0		NEUTRAL		4-1-0		2-0-0		7-2-0	
5-1-0		0-0-0	0-0-0		CONFERENCE		0-0-0		0-0-0		5-1-0	
3-0-0		0-0-0	0-0-0		HOME		0-0-0		0-0-0		3-0-0	
2-1-0		0-0-0	0-0-0		AWAY		0-0-0		0-0-0		2-1-0	
0-0-0		0-0-0	0-0-0		NEUTRAL		0-0-0		0-0-0		0-0-0	
RPI S	Opponent	Score	RPI S	Opponent	Score	RPI S	Opponent	Score	RPI S	Opponent	Score	
7 N	Washington	3 10	29 N	Tulsa	3 5	51 N	Grand Canyon	3 2	116 N	Abilene Christian	6 1	
23 A	Fresno St.	0 2	31 N	Long Beach St.	4 8	61 N	San Diego St.	1 2	132 N	UTSA	2 1	
			32 A	Cal St. Fullerton	10 1	61 N	San Diego St.	5 4	167 N	St. Mary's (CA)	6 5	
			32 A	Cal St. Fullerton	7 9	70 N	CSUN	9 8	182 N	UC Davis	8 9	
			36 A	Texas	0 5	89 N	San Jose St.	4 0	198 N	Utah St.	1 2	
			43 N	Illinois	10 5	90 A	Cal Poly	2 1	204 N	Boise St.	10 0	
			43 N	Illinois	5 7				208 N	San Diego	4 3	
			43 N	Illinois	0 3				226 A	Portland St.	0 4	
									226 A	Portland St.	10 2	
									226 A	Portland St.	5 3	
									247 N	CSU Bakersfield	5 4	
									263 H	Northern Colo.	11 1	
									263 H	Northern Colo.	10 0	
									263 H	Northern Colo.	7 2	
									263 N	Canisius	6 2	
									263 N	Canisius	10 5	
									288 N	Saint Peter's	3 0	
			LAST 10 GAMES									
			263 H	Northern Colo.	10 0	226 A	Portland St.	5 3				
			263 H	Northern Colo.	11 1	167 N	St. Mary's (CA)	6 5				
			263 H	Northern Colo.	7 2	89 N	San Jose St.	4 0				
			226 A	Portland St.	10 2	31 N	Long Beach St.	4 8				
			226 A	Portland St.	0 4	43 N	Illinois	5 7				

Non-Div. I Games:

Weber St.

Average RPI Win:		174	WON-LOST		WINNING		LAST 10		STRENGTH OF		OPP. STRENGTH		TEAM	ADJ		CONF.	ADJ CONF.	
Average RPI Loss:		69	RECORD		PCT. RANK		GAMES		SCHEDULE		OF SCHEDULE		RPI	RPI		RPI	RPI	
DIV. I ONLY			20-13-0		.60606		76		10-0-0		131		80		78		.53573	
DIV. I NON-CONF.			10-13-0		.43478		184		1-0-0		28		79		88		.5312	
TOTALS		RPI 1-25		RPI 26-50		W-L RECORDS		RPI 51-100		RPI 101-150		RPI 150+						
20-13-0		0-4-0		0-1-0		OVERALL		3-6-0		5-1-0		12-1-0						
9-3-0		0-1-0		0-0-0		HOME		1-2-0		3-0-0		5-0-0						
5-3-0		0-0-0		0-1-0		AWAY		0-2-0		0-0-0		5-0-0						
6-7-0		0-3-0		0-0-0		NEUTRAL		2-2-0		2-1-0		2-1-0						
10-13-0		0-4-0		0-1-0		NON-CONFERENCE		3-6-0		3-1-0		4-1-0						
2-3-0		0-1-0		0-0-0		HOME		1-2-0		1-0-0		0-0-0						
2-3-0		0-0-0		0-0-		AWAY		0-2-0		0-0-0		2-0-0						
6-7-0		0-3-0		0-0-0		NEUTRAL		2-2-0		2-1-0		2-1-0						
10-0-0		0-0-0		0-0-0		CONFERENCE		0-0-0		2-0-0		8-0-0						
7-0-0		0-0-0		0-0-0		HOME		0-0-0		2-0-0		5-0-0						
3-0-0		0-0-0		0-0-0		AWAY		0-0-0		0-0-0		3-0-0						
0-0-0		0-0-0		0-0-0		NEUTRAL		0-0-0		0-0-0		0-0-0						
RPI	S	Opponent		Score		RPI	S	Opponent		Score		RPI	S	Opponent		Score		
2	N	Florida		0	10	47	A	Louisville		3	6	63	A	Samford		4	7	
4	H	Alabama		3	10							63	H	Samford		3	4	
9	N	Missouri		0	8							63	H	Samford		8	4	
17	N	Georgia		0	9							66	N	Western Caro.		7	6	
												67	H	UAB		0	3	
												68	N	Col. of Charleston		6	7	
												68	N	Col. of Charleston		6	4	
												87	N	Illinois St.		7	8	
												95	A	Louisiana Tech		0	4	

Non-Div. I Games:

Jacksonville St.

FIU

Average RPI Win:		147	WON-LOST		WINNING		LAST 10		STRENGTH OF		OPP. STRENGTH		TEAM	ADJ		CONF.		ADJ CONF.						
Average RPI Loss:		99	RECORD		PCT. RANK		GAMES		SCHEDULE		OF SCHEDULE		RPI	RPI		RPI		RPI						
DIV. I ONLY			21-17-0		.55263		110		4-6-0		97		102		82		.53425		80		10		10	
DIV. I NON-CONF.			14-12-0		.53846		119		0-1-0		70		103		85		.53811		85		9		9	
TOTALS		RPI 1-25		RPI 26-50				W-L RECORDS				RPI 51-100				RPI 101-150				RPI 150+				
21-17-0		0-3-0		3-2-0				OVERALL				4-3-0				4-5-0				10-4-0				
15-12-0		0-1-0		2-2-0				HOME				1-2-0				4-5-0				8-2-0				
4-4-0		0-2-0		0-0-0				AWAY				3-0-0				0-0-0				1-2-0				
2-1-0		0-0-0		1-0-0				NEUTRAL				0-1-0				0-0-0				1-0-0				
14-12-0		0-3-0		3-2-0				NON-CONFERENCE				1-3-0				1-2-0				9-2-0				
12-9-0		0-1-0		2-2-0				HOME				1-2-0				1-2-0				8-2-0				
0-2-0		0-2-0		0-0-				AWAY				0-0-0				0-0-0				0-0-0				
2-1-0		0-0-0		1-0-0				NEUTRAL				0-1-0				0-0-0				1-0-0				
7-5-0		0-0-0		0-0-0				CONFERENCE				3-0-0				3-3-0				1-2-0				
3-3-0		0-0-0		0-0-0				HOME				0-0-0				3-3-0				0-0-0				
4-2-0		0-0-0		0-0-0				AWAY				3-0-0				0-0-0				1-2-0				
0-0-0		0-0-0		0-0-0				NEUTRAL				0-0-0				0-0-0				0-0-0				
RPI	S	Opponent		Score		RPI	S	Opponent		Score		RPI	S	Opponent		Score		RPI	S	Opponent		Score		
2	A	Florida		1	3	28	H	Notre Dame		3	6	87	N	Illinois St.		4	8	112	H	UTEP		1	2	
2	A	Florida		0	10	28	H	Notre Dame		8	17	88	A	North Texas		12	3	112	H	UTEP		6	7	
11	H	Florida St.		1	7	43	H	Illinois		10	8	88	A	North Texas		3	1	112	H	UTEP		4	6	
						44	N	South Ala.		3	2	88	A	North Texas		6	0	115	H	Charlotte		4	2	
						46	H	Indiana		5	2	100	H	Delaware		3	2	115	H	Charlotte		8	0	
												100	H	Delaware		4	5	115	H	Charlotte		2	1	
												100	H	Delaware		1	7	118	H	East Carolina		7	3	
																		119	H	Rutgers		3	4	
																		119	H	Rutgers		1	10	
																		159	H	St. John's (NY)		6	1	
																		160	H	LIU Brooklyn		9	2	
																		170	A	Western Ky.		4	5	
																		170	A	Western Ky.		16	7	
																		170	A	Western Ky.		2	10	
																		184	H	Siena		4	5	
																		184	H	Siena		6	1	
																		225	N	Florida A&M		8	0	
																		228	H	Central Conn. St.		5	6	
																		228	H	Central Conn. St.		8	0	
																		228	H	Central Conn. St.		10	1	
																		239	H	Valparaiso		9	1	
																		272	H	Holy Cross		9	1	
																		272	H	Holy Cross		7	0	
LAST 10 GAMES																								
						88	A	North Texas		12	3	112	H	UTEP		6	7							
						88	A	North Texas		3	1	170	A	Western Ky.		16	7							
						88	A	North Texas		6	0	170	A	Western Ky.		2	10							
						112	H	UTEP		4	6	170	A	Western Ky.		4	5							
						112	H	UTEP		1	2	119	H	Rutgers		3	4							

Non-Div. I Games:

FIU

Average RPI Win: 117		WON-LOST	WINNING	LAST 10	STRENGTH OF		OPP. STRENGTH	TEAM	ADJ		CONF.	ADJ CONF.
Average RPI Loss: 88		RECORD	PCT. RANK	GAMES	SCHEDULE		OF SCHEDULE	RPI	RPI		RPI	RPI
DIV. I ONLY		17-20-0	.45946	169	3-7-0		42	82	80		.53416	81
DIV. I NON-CONF.		13-14-0	.48148	158	2-2-0		57	84	91		.52814	93
TOTALS		RPI 1-25	RPI 26-50		W-L RECORDS		RPI 51-100		RPI 101-150		RPI 150+	
17-20-0		0-3-0	5-6-0		OVERALL		3-3-0		3-6-0		6-2-0	
12-11-0		0-0-0	3-3-0		HOME		2-2-0		3-4-0		4-2-0	
1-4-0		0-0-0	1-3-0		AWAY		0-0-0		0-1-0		0-0-0	
4-5-0		0-3-0	1-0-0		NEUTRAL		1-1-0		0-1-0		2-0-0	
13-14-0		0-3-0	2-2-0		NON-CONFERENCE		3-3-0		2-4-0		6-2-0	
9-8-0		0-0-0	1-2-0		HOME		2-2-0		2-2-0		4-2-0	
0-1-0		0-0-0	0-0-		AWAY		0-0-0		0-1-0		0-0-0	
4-5-0		0-3-0	1-0-0		NEUTRAL		1-1-0		0-1-0		2-0-0	
4-6-0		0-0-0	3-4-0		CONFERENCE		0-0-0		1-2-0		0-0-0	
3-3-0		0-0-0	2-1-0		HOME		0-0-0		1-2-0		0-0-0	
1-3-0		0-0-0	1-3-0		AWAY		0-0-0		0-0-0		0-0-0	
0-0-0		0-0-0	0-0-0		NEUTRAL		0-0-0		0-0-0		0-0-0	
RPI S	Opponent	Score	RPI S	Opponent	Score	RPI S	Opponent	Score	RPI S	Opponent	Score	
1 N	Michigan	1 9	34 H	Nebraska	1 6	53 N	Kansas	3 1	103 A	Jacksonville	7 8	
2 N	Florida	2 5	34 H	Nebraska	11 6	65 H	USC Upstate	8 0	110 N	Stanford	9 15	
9 N	Missouri	2 17	38 N	California	7 5	71 H	Wisconsin	6 5	115 H	Charlotte	6 5	
			42 A	North Carolina	7 2	71 H	Wisconsin	1 2	118 H	East Carolina	4 7	
			45 H	Virginia Tech	7 5	84 H	Ohio	0 2	121 H	Pittsburgh	6 5	
			45 H	Virginia Tech	2 1	85 N	UNCG	10 11	121 H	Pittsburgh	0 3	
			45 H	Virginia Tech	7 8				121 H	Pittsburgh	1 2	
			47 A	Louisville	3 19				150 H	Loyola Chicago	3 7	
			47 A	Louisville	1 10				150 H	Loyola Chicago	8 0	
			47 A	Louisville	9 12				162 N	Coastal Caro.	5 1	
			50 H	Northern Ill.	3 7				162 N	Coastal Caro.	7 5	
									191 H	Delaware St.	8 0	
									191 H	Delaware St.	12 0	
									238 H	IUPUI	4 8	
									238 H	IUPUI	11 8	
									274 H	Bryant	4 1	
									274 H	Bryant	5 8	
			LAST 10 GAMES									
			121 H	Pittsburgh	0 3	47 A	Louisville	1 10				
			121 H	Pittsburgh	6 5	47 A	Louisville	9 12				
			121 H	Pittsburgh	1 2	118 H	East Carolina	4 7				
			65 H	USC Upstate	8 0	274 H	Bryant	5 8				
			47 A	Louisville	3 19	238 H	IUPUI	11 8				

Non-Div. I Games:

North Carolina St.

Hofstra

Average RPI Win:		147	WON-LOST		WINNING		LAST 10		STRENGTH OF		OPP. STRENGTH		TEAM	ADJ		CONF.	ADJ CONF.		
Average RPI Loss:		90	RECORD		PCT. RANK		GAMES		SCHEDULE		OF SCHEDULE		RPI	RPI		RPI	RPI		
DIV. I ONLY			16-14-0		.53333		121	5-5-0		66		129		79	.53371		82	8	9
DIV. I NON-CONF.			14-11-0		.56		104	3-2-0		97		96		87	.53136		88	10	10
TOTALS		RPI 1-25		RPI 26-50		W-L RECORDS		RPI 51-100		RPI 101-150		RPI 150+							
16-14-0		0-1-0		1-2-0		OVERALL		2-5-0		5-4-0		8-2-0							
4-2-0		0-0-0		0-0-0		HOME		0-0-0		1-1-0		3-1-0							
5-7-0		0-1-0		0-1-0		AWAY		2-2-0		2-3-0		1-0-0							
7-5-0		0-0-0		1-1-0		NEUTRAL		0-3-0		2-0-0		4-1-0							
14-11-0		0-1-0		1-2-0		NON-CONFERENCE		2-5-0		3-1-0		8-2-0							
3-1-0		0-0-0		0-0-0		HOME		0-0-0		0-0-0		3-1-0							
4-5-0		0-1-0		0-0-		AWAY		2-2-0		1-1-0		1-0-0							
7-5-0		0-0-0		1-1-0		NEUTRAL		0-3-0		2-0-0		4-1-0							
2-3-0		0-0-0		0-0-0		CONFERENCE		0-0-0		2-3-0		0-0-0							
1-1-0		0-0-0		0-0-0		HOME		0-0-0		1-1-0		0-0-0							
1-2-0		0-0-0		0-0-0		AWAY		0-0-0		1-2-0		0-0-0							
0-0-0		0-0-0		0-0-0		NEUTRAL		0-0-0		0-0-0		0-0-0							
RPI	S	Opponent		Score		RPI	S	Opponent		Score		RPI	S	Opponent		Score			
11	A	Florida St.		0	8	29	N	Tulsa		3	6	67	N	UAB		2	5		
						29	N	Tulsa		4	2	67	N	UAB		4	12		
						30	A	Fla. Atlantic		1	6	86	N	Marshall		1	9		
												91	A	Fordham		11	12		
												97	A	Penn St.		15	8		
												97	A	Penn St.		2	10		
												97	A	Penn St.		9	6		
														Rutgers		6	7		
												124	A	FGCU		8	7		
												146	N	SIUE		10	4		
												148	N	Wright St.		3	1		
												159	H	St. John's (NY)		8	0		
												159	H	St. John's (NY)		5	1		
												160	A	LIU Brooklyn		9	4		
												160	N	LIU Brooklyn		2	3		
												165	H	UConn		10	8		
												165	H	UConn		3	9		
												205	N	Saint Louis		9	1		
												205	N	Saint Louis		10	2		
												216	N	Bradley		3	2		
												216	N	Bradley		7	4		
LAST 10 GAMES																			
						117	H	UNCW		4	3	108	A	Towson		5	6		
						117	H	UNCW		3	5	119	A	Rutgers		6	7		
						160	A	LIU Brooklyn		9	4	97	A	Penn St.		2	10		
						108	A	Towson		5	6	97	A	Penn St.		15	8		
						108	A	Towson		8	2	97	A	Penn St.		9	6		

Non-Div. I Games:

Hofstra

Average RPI Win:		146	WON-LOST RECORD		WINNING PCT. RANK		LAST 10 GAMES		STRENGTH OF SCHEDULE		OPP. STRENGTH OF SCHEDULE		TEAM RPI		ADJ RPI		CONF. RPI		ADJ CONF. RPI				
Average RPI Loss:		85																					
DIV. I ONLY			20-13-0		.60606 76		4-6-0		164		57		87		.53319 84		16		17				
DIV. I NON-CONF.			18-9-0		.66667 55		2-2-0		152		48		67		.55352 67		16		17				
TOTALS		RPI 1-25		RPI 26-50		W-L RECORDS		RPI 51-100		RPI 101-150		RPI 150+											
20-13-0		1-2-0		1-2-0		OVERALL		6-3-0		3-5-0		9-1-0											
3-2-0		1-1-0		0-0-0		HOME		0-0-0		0-0-0		2-1-0											
5-6-0		0-1-0		1-0-0		AWAY		3-1-0		1-3-0		0-0-0											
12-5-0		0-0-0		0-2-0		NEUTRAL		3-1-0		2-2-0		7-0-0											
18-9-0		1-2-0		1-2-0		NON-CONFERENCE		6-3-0		3-2-0		7-0-0											
1-1-0		1-1-0		0-0-0		HOME		0-0-0		0-0-0		0-0-0											
5-3-0		0-1-0		1-0-		AWAY		3-2-0		1-0-0		0-0-0											
12-5-0		0-0-0		0-2-0		NEUTRAL		3-1-0		2-2-0		7-0-0											
2-4-0		0-0-0		0-0-0		CONFERENCE		0-0-0		0-3-0		2-1-0											
2-1-0		0-0-0		0-0-0		HOME		0-0-0		0-0-0		2-1-0											
0-3-0		0-0-0		0-0-0		AWAY		0-0-0		0-3-0		0-0-0											
0-0-0		0-0-0		0-0-0		NEUTRAL		0-0-0		0-0-0		0-0-0											
RPI	S	Opponent		Score		RPI	S	Opponent		Score		RPI	S	Opponent		Score							
16	H	Kentucky		1	3	37	N	McNeese St.		4	8	55	A	Texas Tech		6	2	106	A	Ball St.	1	2	
16	H	Kentucky		1	0	45	N	Virginia Tech		4	5	55	A	Texas Tech		5	7	106	A	Ball St.	6	8	
21	A	South Carolina		0	8	46	A	Indiana		6	0	81	A	North Carolina St.		2	0	106	A	Ball St.	2	3	
												85	N	UNCG		2	0	113	N	SFA	1	3	
												86	A	Marshall		0	8	132	N	UTSA	8	5	
												86	A	Marshall		7	0	136	N	Virginia	3	2	
												93	N	Drake		4	5	136	N	Virginia	7	8	
												93	N	Drake		4	0	137	A	Furman	4	0	
												94	N	Longwood		2	1	156	N	Evansville	9	4	
																		166	N	Winthrop	5	1	
																		183	H	Western Mich.	5	2	
																		183	H	Western Mich.	2	1	
																		183	H	Western Mich.	0	3	
																		238	N	IUPUI	2	1	
																		238	N	IUPUI	2	1	
																		240	N	La Salle	8	0	
																		274	N	Bryant	4	3	
																		274	N	Bryant	3	2	
LAST 10 GAMES																							
						106	A	Ball St.		2	3	183	H	Western Mich.		0	3						
						106	A	Ball St.		6	8	183	H	Western Mich.		2	1						
						106	A	Ball St.		1	2	183	H	Western Mich.		5	2						
						16	H	Kentucky		1	0	86	A	Marshall		0	8						
						16	H	Kentucky		1	3	86	A	Marshall		7	0						

Non-Div. I Games:

Ohio

UNCG

Average RPI Win: 173		WON-LOST RECORD	WINNING PCT. RANK	LAST 10 GAMES	STRENGTH OF SCHEDULE	OPP. STRENGTH OF SCHEDULE	TEAM RPI	ADJ RPI		CONF. RPI	ADJ CONF. RPI						
Average RPI Loss: 103																	
DIV. I ONLY		23-14-0	.62162	71	6-4-0	153	144	89	.53152	85	13	13					
DIV. I NON-CONF.		22-12-0	.64706	65	5-2-0	190	146	93	.52947	91	13	13					
<hr/>																	
TOTALS		RPI 1-25		RPI 26-50		W-L RECORDS		RPI 51-100		RPI 101-150		RPI 150+					
23-14-0		0-1-0		0-2-0		OVERALL		5-5-0		3-2-0		15-4-0					
16-5-0		0-0-0		0-1-0		HOME		1-1-0		2-1-0		13-2-0					
2-5-0		0-1-0		0-1-0		AWAY		1-2-0		1-1-0		0-0-0					
5-4-0		0-0-0		0-0-0		NEUTRAL		3-2-0		0-0-0		2-2-0					
22-12-0		0-1-0		0-2-0		NON-CONFERENCE		4-3-0		3-2-0		15-4-0					
16-5-0		0-0-0		0-1-0		HOME		1-1-0		2-1-0		13-2-0					
1-3-0		0-1-0		0-0-		AWAY		0-0-0		1-1-0		0-0-0					
5-4-0		0-0-0		0-0-0		NEUTRAL		3-2-0		0-0-0		2-2-0					
1-2-0		0-0-0		0-0-0		CONFERENCE		1-2-0		0-0-0		0-0-0					
0-0-0		0-0-0		0-0-0		HOME		0-0-0		0-0-0		0-0-0					
1-2-0		0-0-0		0-0-0		AWAY		1-2-0		0-0-0		0-0-0					
0-0-0		0-0-0		0-0-0		NEUTRAL		0-0-0		0-0-0		0-0-0					
RPI	S	Opponent		Score		RPI	S	Opponent		Score		RPI	S	Opponent		Score	
21	A	South Carolina		3	11	42	A	North Carolina		2	5	53	N	Kansas		6	3
						50	H	Northern Ill.		0	5	53	N	Kansas		12	8
												60	H	Lehigh		1	4
												60	H	Lehigh		8	0
												66	A	Western Caro.		5	13
												66	A	Western Caro.		6	7
												66	A	Western Caro.		5	1
												81	N	North Carolina St.		11	10
												84	N	Ohio		0	2
												94	N	Longwood		1	9

Non-Div. I Games:

UNCG

Average RPI Win: 151		WON-LOST RECORD	WINNING PCT. RANK	LAST 10 GAMES	STRENGTH OF SCHEDULE	OPP. STRENGTH OF SCHEDULE	TEAM RPI	ADJ RPI		CONF. RPI	ADJ CONF. RPI						
Average RPI Loss: 79																	
DIV. I ONLY		20-15-0	.57143	99	5-5-0	105	92	81	.53143	86	10	10					
DIV. I NON-CONF.		14-12-0	.53846	119	3-3-0	89	142	92	.5257	94	9	9					
<hr/>																	
TOTALS		RPI 1-25		RPI 26-50		W-L RECORDS		RPI 51-100		RPI 101-150		RPI 150+					
20-15-0		0-6-0		0-0-0		OVERALL		6-4-0		6-3-0		8-2-0					
8-4-0		0-1-0		0-0-0		HOME		1-1-0		5-2-0		2-0-0					
4-5-0		0-1-0		0-0-0		AWAY		4-3-0		0-0-0		0-1-0					
8-6-0		0-4-0		0-0-0		NEUTRAL		1-0-0		1-1-0		6-1-0					
14-12-0		0-6-0		0-0-0		NON-CONFERENCE		3-1-0		3-3-0		8-2-0					
5-4-0		0-1-0		0-0-0		HOME		1-1-0		2-2-0		2-0-0					
1-2-0		0-1-0		0-0-		AWAY		1-0-0		0-0-0		0-1-0					
8-6-0		0-4-0		0-0-0		NEUTRAL		1-0-0		1-1-0		6-1-0					
6-3-0		0-0-0		0-0-0		CONFERENCE		3-3-0		3-0-0		0-0-0					
3-0-0		0-0-0		0-0-0		HOME		0-0-0		3-0-0		0-0-0					
3-3-0		0-0-0		0-0-0		AWAY		3-3-0		0-0-0		0-0-0					
0-0-0		0-0-0		0-0-0		NEUTRAL		0-0-0		0-0-0		0-0-0					
RPI	S	Opponent		Score		RPI	S	Opponent		Score		RPI	S	Opponent		Score	
4	A	Alabama		2	4							105	N	Southern Ill.		6	8
16	H	Kentucky		0	1							111	H	Saint Francis (PA)		0	4
18	N	Arizona		3	6							111	H	Saint Francis (PA)		9	2
18	N	Arizona		6	7							112	H	UTEP		5	1
19	N	Tennessee		1	5							112	H	UTEP		8	3
19	N	Tennessee		0	18							112	H	UTEP		10	1
												143	H	Radford		0	5
												143	H	Radford		8	3
												150	N	Loyola Chicago		2	1
												160	N	LIU Brooklyn		4	2
												160	N	LIU Brooklyn		10	2
												205	N	Saint Louis		6	1
												213	N	Appalachian St.		3	4
												215	A	Campbell		3	4
												229	H	Toledo		5	3
												229	H	Toledo		8	3
												245	N	Alabama St.		4	2
												291	N	UMES		11	4
												291	N	UMES		11	0
<hr/>																	
LAST 10 GAMES																	
67	A	UAB		1	8	143	H	Radford		0	5						
67	A	UAB		1	3	143	H	Radford		8	3						
67	A	UAB		4	3	84	H	Ohio		8	0						
111	H	Saint Francis (PA)		9	2	84	H	Ohio		0	7						
111	H	Saint Francis (PA)		0	4	88	A	North Texas		9	5						

Non-Div. I Games:

Marshall

Average RPI Win: 136		WON-LOST	WINNING	LAST 10	STRENGTH OF		OPP. STRENGTH	TEAM	ADJ	CONF.	ADJ CONF.
Average RPI Loss: 54		RECORD	PCT. RANK	GAMES	SCHEDULE		OF SCHEDULE	RPI	RPI	RPI	RPI
DIV. I ONLY		10-23-0	.30303	241	3-7-0		10	42	91	.53031	87
DIV. I NON-CONF.		8-17-0	.32	227	1-1-0		1	7	69	.55032	70
TOTALS		RPI 1-25	RPI 26-50		W-L RECORDS		RPI 51-100		RPI 101-150		RPI 150+
10-23-0		0-10-0	2-4-0		OVERALL		2-4-0		1-3-0		5-2-0
1-2-0		0-0-0	1-2-0		HOME		0-0-0		0-0-0		0-0-0
1-11-0		0-6-0	0-1-0		AWAY		0-0-0		0-3-0		1-1-0
8-10-0		0-4-0	1-1-0		NEUTRAL		2-4-0		1-0-0		4-1-0
8-17-0		0-10-0	1-2-0		NON-CONFERENCE		2-4-0		1-0-0		4-1-0
0-0-0		0-0-0	0-0-0		HOME		0-0-0		0-0-0		0-0-0
0-7-0		0-6-0	0-0-		AWAY		0-0-0		0-0-0		0-0-0
8-10-0		0-4-0	1-1-0		NEUTRAL		2-4-0		1-0-0		4-1-0
2-6-0		0-0-0	1-2-0		CONFERENCE		0-0-0		0-3-0		1-1-0
1-2-0		0-0-0	1-2-0		HOME		0-0-0		0-0-0		0-0-0
1-4-0		0-0-0	0-0-0		AWAY		0-0-0		0-3-0		1-1-0
0-0-0		0-0-0	0-0-0		NEUTRAL		0-0-0		0-0-0		0-0-0
RPI S	Opponent	Score	RPI S	Opponent	Score	RPI S	Opponent	Score	RPI S	Opponent	Score
1 N	Michigan	0 12	26 A	UCF	0 1	55 N	Texas Tech	2 5	105 A	Southern Ill.	0 1
1 N	Michigan	0 1	44 N	South Ala.	3 4	55 N	Texas Tech	3 5	105 A	Southern Ill.	1 4
2 A	Florida	1 11	45 N	Virginia Tech	9 5	74 N	Eastern Ky.	4 5	105 A	Southern Ill.	0 5
2 A	Florida	2 7	49 H	Wichita St.	6 8	79 N	Jacksonville St.	8 7	106 N	Ball St.	7 3
2 N	Florida	0 11	49 H	Wichita St.	6 14	80 N	FIU	8 4	164 N	Memphis	12 3
14 A	LSU	2 10	49 H	Wichita St.	9 8	96 N	Michigan St.	4 7	171 N	Montana	5 4
14 A	LSU	1 9							171 N	Montana	6 17
20 A	South Fla.	1 2							214 A	Missouri St.	2 3
21 N	South Carolina	0 3							214 A	Missouri St.	8 0
24 A	Arizona St.	0 6							225 N	Florida A&M	10 0
									225 N	Florida A&M	4 3
LAST 10 GAMES											
			49 H	Wichita St.	9 8				105 A	Southern Ill.	1 4
			49 H	Wichita St.	6 8				214 A	Missouri St.	8 0
			49 H	Wichita St.	6 14				214 A	Missouri St.	2 3
			105 A	Southern Ill.	0 5				1 N	Michigan	0 1
			105 A	Southern Ill.	0 1				79 N	Jacksonville St.	8 7

Non-Div. I Games:

Illinois St.

Average RPI Win:	140	WON-LOST	WINNING	LAST 10	STRENGTH OF	OPP. STRENGTH	TEAM	ADJ	CONF.	ADJ CONF.				
Average RPI Loss:	102 <th>RECORD</th> <th>PCT. RANK</th> <th>GAMES</th> <th>SCHEDULE</th> <th>OF SCHEDULE</th> <th>RPI</th> <th>RPI</th> <th>RPI</th> <th>RPI</th>	RECORD	PCT. RANK	GAMES	SCHEDULE	OF SCHEDULE	RPI	RPI	RPI	RPI				
DIV. I ONLY		18-16-0	.52941	123	3-7-0	96	88	97	.53009	88	10	10		
DIV. I NON-CONF.		15-7-0	.68182	51	1-1-0	34	105	39	.5881	41	9	9		
<hr/>														
TOTALS	RPI 1-25	RPI 26-50		W-L RECORDS		RPI 51-100		RPI 101-150		RPI 150+				
18-16-0	2-2-0	0-0-0		OVERALL		2-6-0		5-6-0		9-2-0				
8-7-0	0-0-0	0-0-0		HOME		1-5-0		3-1-0		4-1-0				
6-6-0	2-2-0	0-0-0		AWAY		0-0-0		1-3-0		3-1-0				
4-3-0	0-0-0	0-0-0		NEUTRAL		1-1-0		1-2-0		2-0-0				
15-7-0	2-2-0	0-0-0		NON-CONFERENCE		1-1-0		5-3-0		7-1-0				
7-2-0	0-0-0	0-0-0		HOME		0-0-0		3-1-0		4-1-0				
4-2-0	2-2-0	0-0-		AWAY		0-0-0		1-0-0		1-0-0				
4-3-0	0-0-0	0-0-0		NEUTRAL		1-1-0		1-2-0		2-0-0				
3-9-0	0-0-0	0-0-0		CONFERENCE		1-5-0		0-3-0		2-1-0				
1-5-0	0-0-0	0-0-0		HOME		1-5-0		0-0-0		0-0-0				
2-4-0	0-0-0	0-0-0		AWAY		0-0-0		0-3-0		2-1-0				
0-0-0	0-0-0	0-0-0		NEUTRAL		0-0-0		0-0-0		0-0-0				
RPI	S	Opponent	Score		RPI	S	Opponent	Score		RPI	S	Opponent	Score	
10	A	Baylor	7	5						69	N	Purdue	1	6
10	A	Baylor	0	2						80	H	FIU	1	3
10	A	Baylor	7	6						80	H	FIU	3	12
18	A	Arizona	1	9						80	H	FIU	0	6
										83	N	Northwestern St.	9	5
										86	H	Marshall	7	1
										86	H	Marshall	5	9
										86	H	Marshall	1	4

Non-Div. I Games:

North Texas

Average RPI Win:		163	WON-LOST RECORD		WINNING PCT. RANK	LAST 10 GAMES	STRENGTH OF SCHEDULE		OPP. STRENGTH OF SCHEDULE	TEAM RPI	ADJ RPI	CONF. RPI	ADJ CONF. RPI				
Average RPI Loss:		41															
DIV. I ONLY			15-18-0		.45455	173	7-3-0		55	46	100	.53001	89	12	11		
DIV. I NON-CONF.			11-17-0		.39286	197	3-2-0		45	23	106	.52038	100	12	11		
TOTALS		RPI 1-25		RPI 26-50		W-L RECORDS		RPI 51-100		RPI 101-150		RPI 150+					
15-18-0		0-7-0		1-7-0		OVERALL		1-2-0		4-2-0		9-0-0					
5-0-0		0-0-0		0-0-0		HOME		0-0-0		0-0-0		5-0-0					
1-3-0		0-1-0		0-1-0		AWAY		0-0-0		1-1-0		0-0-0					
9-15-0		0-6-0		1-6-0		NEUTRAL		1-2-0		3-1-0		4-0-0					
11-17-0		0-7-0		1-7-0		NON-CONFERENCE		1-2-0		3-1-0		6-0-0					
2-0-0		0-0-0		0-0-0		HOME		0-0-0		0-0-0		2-0-0					
0-2-0		0-1-0		0-0-		AWAY		0-0-0		0-0-0		0-0-0					
9-15-0		0-6-0		1-6-0		NEUTRAL		1-2-0		3-1-0		4-0-0					
4-1-0		0-0-0		0-0-0		CONFERENCE		0-0-0		1-1-0		3-0-0					
3-0-0		0-0-0		0-0-0		HOME		0-0-0		0-0-0		3-0-0					
1-1-0		0-0-0		0-0-0		AWAY		0-0-0		1-1-0		0-0-0					
0-0-0		0-0-0		0-0-0		NEUTRAL		0-0-0		0-0-0		0-0-0					
RPI	S	Opponent		Score		RPI	S	Opponent		Score		RPI	S	Opponent		Score	
7	N	Washington		1	17	27	N	Oregon St.		10	14	52	N	Northwestern		7	3
9	N	Missouri		3	8	27	N	Oregon St.		2	12	64	N	Boston College		3	4
10	N	Baylor		1	6	31	N	Long Beach St.		1	2	78	N	Weber St.		0	4
17	N	Georgia		3	7	32	A	Cal St. Fullerton		3	6						
19	N	Tennessee		2	9	39	N	BYU		0	8						
24	A	Arizona St.		0	8	40	N	Ohio St.		3	8						
25	N	Utah		0	4	43	N	Illinois		7	6						
						49	N	Wichita St.		2	13						
						LAST 10 GAMES											
						133	A	Colorado St.		3	9	224	N	Seattle		12	6
						133	A	Colorado St.		13	5	43	N	Illinois		7	6
						151	H	UNLV		6	3	78	N	Weber St.		0	4
						151	H	UNLV		11	3	40	N	Ohio St.		3	8
						151	H	UNLV		9	1	114	N	UC Santa Barbara		12	3

Non-Div. I Games:

San Jose St.

Average RPI Win:		148	WON-LOST RECORD		WINNING PCT. RANK	LAST 10 GAMES	STRENGTH OF SCHEDULE		OPP. STRENGTH OF SCHEDULE	TEAM RPI	ADJ RPI	CONF. RPI	ADJ CONF. RPI				
Average RPI Loss:		83															
DIV. I ONLY			16-14-0		.53333	121	1-9-0		107	81	104	.52988	90	9	8		
DIV. I NON-CONF.			16-11-0		.59259	80	1-6-0		104	76	80	.5462	74	8	8		
TOTALS		RPI 1-25		RPI 26-50		W-L RECORDS		RPI 51-100		RPI 101-150		RPI 150+					
16-14-0		1-3-0		1-2-0		OVERALL		4-2-0		3-6-0		7-1-0					
3-1-0		0-0-0		0-0-0		HOME		0-1-0		0-0-0		3-0-0					
2-5-0		0-0-0		0-0-0		AWAY		0-0-0		2-5-0		0-0-0					
11-8-0		1-3-0		1-2-0		NEUTRAL		4-1-0		1-1-0		4-1-0					
16-11-0		1-3-0		1-2-0		NON-CONFERENCE		4-2-0		3-3-0		7-1-0					
3-1-0		0-0-0		0-0-0		HOME		0-1-0		0-0-0		3-0-0					
2-2-0		0-0-0		0-0-		AWAY		0-0-0		2-2-0		0-0-0					
11-8-0		1-3-0		1-2-0		NEUTRAL		4-1-0		1-1-0		4-1-0					
0-3-0		0-0-0		0-0-0		CONFERENCE		0-0-0		0-3-0		0-0-0					
0-0-0		0-0-0		0-0-0		HOME		0-0-0		0-0-0		0-0-0					
0-3-0		0-0-0		0-0-0		AWAY		0-0-0		0-3-0		0-0-0					
0-0-0		0-0-0		0-0-0		NEUTRAL		0-0-0		0-0-0		0-0-0					
RPI	S	Opponent		Score		RPI	S	Opponent		Score		RPI	S	Opponent		Score	
6	N	Oregon		3	12	27	N	Oregon St.		7	3	56	N	Georgia St.		5	4
11	N	Florida St.		1	3	28	N	Notre Dame		3	6	61	N	San Diego St.		1	5
15	N	UCLA		1	9	40	N	Ohio St.		2	7	69	N	Purdue		3	2
18	N	Arizona		2	0							69	N	Purdue		5	3
												78	H	Weber St.		1	2
												92	N	New Mexico		2	0

Non-Div. I Games:

Cal Poly

Average RPI Win: 175		WON-LOST RECORD		WINNING PCT. RANK		LAST 10 GAMES		STRENGTH OF SCHEDULE		OPP. STRENGTH OF SCHEDULE		TEAM RPI		ADJ RPI		CONF. RPI		ADJ CONF. RPI	
DIV. I ONLY		21-15-0		.58333 94		8-2-0		132		83		86		.52842 91		22		22	
DIV. I NON-CONF.		16-14-0		.53333 127		3-1-0		99		88		95		.52442 96		22		22	
TOTALS		RPI 1-25		RPI 26-50		W-L RECORDS		RPI 51-100		RPI 101-150		RPI 150+							
21-15-0		0-6-0		0-1-0		OVERALL		2-3-0		9-3-0		10-2-0							
7-1-0		0-0-0		0-0-0		HOME		1-0-0		0-0-0		6-1-0							
5-4-0		0-0-0		0-1-0		AWAY		0-0-0		4-2-0		1-1-0							
9-10-0		0-6-0		0-0-0		NEUTRAL		1-3-0		5-1-0		3-0-0							
16-14-0		0-6-0		0-1-0		NON-CONFERENCE		2-3-0		6-3-0		8-1-0							
5-0-0		0-0-0		0-0-0		HOME		1-0-0		0-0-0		4-0-0							
2-4-0		0-0-0		0-0-		AWAY		0-0-0		1-2-0		1-1-0							
9-10-0		0-6-0		0-0-0		NEUTRAL		1-3-0		5-1-0		3-0-0							
5-1-0		0-0-0		0-0-0		CONFERENCE		0-0-0		3-0-0		2-1-0							
2-1-0		0-0-0		0-0-0		HOME		0-0-0		0-0-0		2-1-0							
3-0-0		0-0-0		0-0-0		AWAY		0-0-0		3-0-0		0-0-0							
0-0-0		0-0-0		0-0-0		NEUTRAL		0-0-0		0-0-0		0-0-0							
RPI	S	Opponent		Score		RPI	S	Opponent		Score		RPI	S	Opponent		Score			
4	N	Alabama		1	9	26	A	UCF		0	4	64	N	Boston College		0	9		
5	N	James Madison		0	1							64	N	Boston College		4	5		
5	N	James Madison		4	11							72	N	Syracuse		4	1		
8	N	Auburn		1	18							82	H	Hofstra		12	11		
19	N	Tennessee		2	10							97	N	Penn St.		1	11		
20	N	South Fla.		2	11														
								LAST 10 GAMES											
						126	A	Saint Joseph's		12	4	203	H	Massachusetts		2	3		
						126	A	Saint Joseph's		10	2	203	H	Massachusetts		5	3		
						126	A	Saint Joseph's		6	0	265	N	Mt. St. Mary's		8	0		
						246	A	Iona		1	0	108	A	Towson		7	8		
						203	H	Massachusetts		4	0	265	N	Mt. St. Mary's		13	5		
												278	N	Morgan St.		9	2		
												288	H	Saint Peter's		10	2		
												288	H	Saint Peter's		14	1		

Non-Div. I Games:

Fordham

Average RPI Win:		170	WON-LOST RECORD		WINNING PCT. RANK		LAST 10 GAMES		STRENGTH OF SCHEDULE		OPP. STRENGTH OF SCHEDULE		TEAM RPI		ADJ RPI		CONF. RPI		ADJ CONF. RPI					
DIV. I ONLY			18-14-0		.5625		106		5-5-0		112		108		94		.52738		92		12		11	
DIV. I NON-CONF.			15-11-0		.57692		98		2-2-0		184		55		103		.51766		103		12		11	
TOTALS		RPI 1-25		RPI 26-50				W-L RECORDS				RPI 51-100				RPI 101-150				RPI 150+				
18-14-0		0-3-0		1-2-0				OVERALL				1-6-0				6-1-0				10-2-0				
5-1-0		0-0-0		0-0-0				HOME				0-0-0				0-0-0				5-1-0				
4-4-0		0-0-0		0-1-0				AWAY				1-3-0				2-0-0				1-0-0				
9-9-0		0-3-0		1-1-0				NEUTRAL				0-3-0				4-1-0				4-1-0				
15-11-0		0-3-0		1-2-0				NON-CONFERENCE				0-4-0				6-1-0				8-1-0				
3-0-0		0-0-0		0-0-0				HOME				0-0-0				0-0-0				3-0-0				
3-2-0		0-0-0		0-0-				AWAY				0-1-0				2-0-0				1-0-0				
9-9-0		0-3-0		1-1-0				NEUTRAL				0-3-0				4-1-0				4-1-0				
3-3-0		0-0-0		0-0-0				CONFERENCE				1-2-0				0-0-0				2-1-0				
2-1-0		0-0-0		0-0-0				HOME				0-0-0				0-0-0				2-1-0				
1-2-0		0-0-0		0-0-0				AWAY				1-2-0				0-0-0				0-0-0				
0-0-0		0-0-0		0-0-0				NEUTRAL				0-0-0				0-0-0				0-0-0				
RPI	S	Opponent		Score		RPI	S	Opponent		Score		RPI	S	Opponent		Score		RPI	S	Opponent		Score		
4	N	Alabama		1	6	27	N	Oregon St.		1	11	62	A	New Mexico St.		3	11	104	N	Pacific		13	5	
13	N	Texas A&M		7	8	32	A	Cal St. Fullerton		0	2	73	A	Nevada		0	4	110	N	Stanford		8	4	
16	N	Kentucky		6	15	34	N	Nebraska		6	3	73	A	Nevada		3	2	112	A	UTEP		8	2	
												73	A	Nevada		1	5	112	A	UTEP		7	6	
												77	N	Arkansas		1	2	129	N	DePaul		8	6	
												77	N	Arkansas		3	4	130	N	Loyola Marymount		6	5	
												90	N	Cal Poly		0	2	141	N	Iowa St.		0	6	
																		182	A	UC Davis		4	3	
																		198	H	Utah St.		13	6	
																		198	H	Utah St.		4	0	
																		198	H	Utah St.		4	7	
																		208	N	San Diego		2	1	
																		210	N	Idaho St.		4	5	
																		210	N	Idaho St.		4	2	
																		231	N	South Dakota		3	2	
																		243	N	Bethune-Cookman		8	4	
																		263	H	Northern Colo.		7	3	
																		263	H	Northern Colo.		10	1	
																		263	H	Northern Colo.		8	3	
						LAST 10 GAMES																		
						73	A	Nevada		3	2	198	H	Utah St.		4	7							
						73	A	Nevada		0	4	32	A	Cal St. Fullerton		0	2							
						73	A	Nevada		1	5	34	N	Nebraska		6	3							
						198	H	Utah St.		4	0	129	N	DePaul		8	6							
						198	H	Utah St.		13	6	4	N	Alabama		1	6							

Non-Div. I Games:

New Mexico

Average RPI Win: 167		WON-LOST RECORD	WINNING PCT. RANK	LAST 10 GAMES	STRENGTH OF SCHEDULE	OPP. STRENGTH OF SCHEDULE	TEAM RPI	ADJ RPI		CONF. RPI	ADJ CONF. RPI										
Average RPI Loss: 94																					
DIV. I ONLY		19-11-0	.63333	64	9-1-0	171	86	83	.5273	93	15	14									
DIV. I NON-CONF.		10-11-0	.47619	167	1-1-0	191	85	159	.48451	157	14	14									
<hr/>																					
TOTALS		RPI 1-25		RPI 26-50		W-L RECORDS		RPI 51-100		RPI 101-150		RPI 150+									
19-11-0		0-1-0		0-3-0		OVERALL		2-3-0		3-1-0		14-3-0									
4-2-0		0-0-0		0-1-0		HOME		0-0-0		3-0-0		1-1-0									
8-4-0		0-0-0		0-1-0		AWAY		1-1-0		0-1-0		7-1-0									
7-5-0		0-1-0		0-1-0		NEUTRAL		1-2-0		0-0-0		6-1-0									
10-11-0		0-1-0		0-3-0		NON-CONFERENCE		2-3-0		0-1-0		8-3-0									
1-2-0		0-0-0		0-1-0		HOME		0-0-0		0-0-0		1-1-0									
2-4-0		0-0-0		0-0-		AWAY		1-1-0		0-1-0		1-1-0									
7-5-0		0-1-0		0-1-0		NEUTRAL		1-2-0		0-0-0		6-1-0									
9-0-0		0-0-0		0-0-0		CONFERENCE		0-0-0		3-0-0		6-0-0									
3-0-0		0-0-0		0-0-0		HOME		0-0-0		3-0-0		0-0-0									
6-0-0		0-0-0		0-0-0		AWAY		0-0-0		0-0-0		6-0-0									
0-0-0		0-0-0		0-0-0		NEUTRAL		0-0-0		0-0-0		0-0-0									
RPI	S	Opponent		Score		RPI	S	Opponent		Score		RPI	S	Opponent		Score					
6	N	Oregon		2	14	30	N	Fla. Atlantic		0	8	62	N	New Mexico St.		1	3				
						34	H	Nebraska		2	11	77	A	Arkansas		9	2				
						46	A	Indiana		0	1	77	A	Arkansas		4	13				
												84	N	Ohio		5	4				
												84	N	Ohio		0	4				
												105	H	Southern Ill.		4	0				
												105	H	Southern Ill.		7	1				
												105	H	Southern Ill.		5	3				
												146	A	SIUE		4	5				
												151	A	UNLV		3	5				
												154	N	UMKC		6	5				
												154	N	UMKC		5	12				
												156	A	Evansville		4	3				
												156	A	Evansville		3	2				
												156	A	Evansville		4	2				
												167	N	St. Mary's (CA)		11	10				
												192	A	Indiana St.		12	0				
												192	A	Indiana St.		9	0				
												192	A	Indiana St.		15	6				
												205	A	Saint Louis		6	2				
												205	N	Saint Louis		7	0				
												220	N	Green Bay		6	5				
												221	N	Western Ill.		5	2				
												244	H	South Dakota St.		6	10				
												244	H	South Dakota St.		10	2				
												244	N	South Dakota St.		5	3				
<hr/>																					
LAST 10 GAMES																					
105 H Southern Ill.						5	3	192 A Indiana St.						12	0						
105 H Southern Ill.						4	0	244 H South Dakota St.						6	10						
105 H Southern Ill.						7	1	244 H South Dakota St.						10	2						
192 A Indiana St.						9	0	156 A Evansville						3	2						
192 A Indiana St.						15	6	156 A Evansville						4	2						

Non-Div. I Games:

Drake

Average RPI Win:	176	WON-LOST RECORD	WINNING PCT. RANK	LAST 10 GAMES	STRENGTH OF SCHEDULE	OPP. STRENGTH OF SCHEDULE	TEAM RPI	ADJ RPI	CONF. RPI	ADJ CONF. RPI		
DIV. I ONLY		19-11-0	.63333	64	7-3-0	189	52	85	.52716	94	18	18
DIV. I NON-CONF.		11-9-0	.55	113	3-1-0	125	41	90	.52513	95	18	18
<hr/>												
TOTALS	RPI 1-25	RPI 26-50		W-L RECORDS		RPI 51-100		RPI 101-150		RPI 150+		
19-11-0	0-3-0	0-2-0		OVERALL		2-3-0		4-3-0		13-0-0		
12-2-0	0-0-0	0-1-0		HOME		0-0-0		1-1-0		11-0-0		
3-6-0	0-3-0	0-1-0		AWAY		0-0-0		3-2-0		0-0-0		
4-3-0	0-0-0	0-0-0		NEUTRAL		2-3-0		0-0-0		2-0-0		
11-9-0	0-3-0	0-2-0		NON-CONFERENCE		2-3-0		3-1-0		6-0-0		
6-2-0	0-0-0	0-1-0		HOME		0-0-0		1-1-0		5-0-0		
2-4-0	0-3-0	0-0-		AWAY		0-0-0		2-0-0		0-0-0		
3-3-0	0-0-0	0-0-0		NEUTRAL		2-3-0		0-0-0		1-0-0		
8-2-0	0-0-0	0-0-0		CONFERENCE		0-0-0		1-2-0		7-0-0		
6-0-0	0-0-0	0-0-0		HOME		0-0-0		0-0-0		6-0-0		
1-2-0	0-0-0	0-0-0		AWAY		0-0-0		1-2-0		0-0-0		
1-0-0	0-0-0	0-0-0		NEUTRAL		0-0-0		0-0-0		1-0-0		
<hr/>												
RPI S	Opponent	Score	RPI S	Opponent	Score	RPI S	Opponent	Score	RPI S	Opponent	Score	
14 A	LSU	0 1	35 A	Mississippi St.	1 3	83 N	Northwestern St.	2 1	118 A	East Carolina	6 2	
14 A	LSU	0 4	42 H	North Carolina	3 5	83 N	Northwestern St.	1 2	118 A	East Carolina	8 2	
21 A	South Carolina	0 2				84 N	Ohio	1 2	123 A	Charleston So.	4 5	
						85 N	UNCG	9 1	123 A	Charleston So.	4 2	
						99 N	Central Ark.	0 4	123 A	Charleston So.	5 9	
									136 H	Virginia	7 1	
									136 H	Virginia	3 6	
									158 N	Chattanooga	7 6	
									166 H	Winthrop	8 5	
									166 H	Winthrop	1 0	
									166 H	Winthrop	8 2	
									166 N	Winthrop	7 1	
									196 H	Monmouth	4 3	
									196 H	Monmouth	2 1	
									215 H	Campbell	7 2	
									215 H	Campbell	6 1	
									215 H	Campbell	10 4	
									275 H	Hartford	7 4	
									275 H	Hartford	10 2	
									275 H	Hartford	10 0	
<hr/>												
			LAST 10 GAMES									
			166 H	Winthrop	1 0	123 A	Charleston So.	4 5				
			166 H	Winthrop	8 5	123 A	Charleston So.	5 9				
			166 H	Winthrop	8 2	123 A	Charleston So.	4 2				
			118 A	East Carolina	8 2	136 H	Virginia	7 1				
			118 A	East Carolina	6 2	136 H	Virginia	3 6				

Non-Div. I Games:

Longwood

Average RPI Win:		182	WON-LOST RECORD		WINNING PCT. RANK		LAST 10 GAMES		STRENGTH OF SCHEDULE		OPP. STRENGTH OF SCHEDULE		TEAM RPI		ADJ RPI		CONF. RPI		ADJ CONF. RPI					
DIV. I ONLY			19-11-0		.63333		64		4-6-0		162		151		90		.52701		95		10		10	
DIV. I NON-CONF.			18-6-0		.75		31		3-1-0		221		188		82		.53822		84		9		9	
TOTALS		RPI 1-25		RPI 26-50				W-L RECORDS				RPI 51-100				RPI 101-150				RPI 150+				
19-11-0		0-3-0		1-2-0				OVERALL				3-0-0				3-6-0				12-0-0				
9-2-0		0-1-0		0-0-0				HOME				2-0-0				2-1-0				5-0-0				
5-6-0		0-1-0		1-2-0				AWAY				1-0-0				0-3-0				3-0-0				
5-3-0		0-1-0		0-0-0				NEUTRAL				0-0-0				1-2-0				4-0-0				
18-6-0		0-3-0		0-0-0				NON-CONFERENCE				3-0-0				3-3-0				12-0-0				
9-2-0		0-1-0		0-0-0				HOME				2-0-0				2-1-0				5-0-0				
4-1-0		0-1-0		0-0-				AWAY				1-0-0				0-0-0				3-0-0				
5-3-0		0-1-0		0-0-0				NEUTRAL				0-0-0				1-2-0				4-0-0				
1-5-0		0-0-0		1-2-0				CONFERENCE				0-0-0				0-3-0				0-0-0				
0-0-0		0-0-0		0-0-0				HOME				0-0-0				0-0-0				0-0-0				
1-5-0		0-0-0		1-2-0				AWAY				0-0-0				0-3-0				0-0-0				
0-0-0		0-0-0		0-0-0				NEUTRAL				0-0-0				0-0-0				0-0-0				
RPI	S	Opponent		Score		RPI	S	Opponent		Score		RPI	S	Opponent		Score		RPI	S	Opponent		Score		
3	N	La.-Lafayette		2	8	30	A	Fla. Atlantic		0	6	57	H	Texas St.		5	0	101	N	Lipscomb		6	4	
14	A	LSU		6	9	30	A	Fla. Atlantic		5	2	79	H	Jacksonville St.		4	0	106	N	Ball St.		1	6	
14	H	LSU		8	30	30	A	Fla. Atlantic		1	2	83	A	Northwestern St.		4	3	112	A	UTEP		0	8	
																		112	A	UTEP		7	13	
																		112	A	UTEP		6	7	
																		116	H	Abilene Christian		4	1	
																		138	H	Lamar		5	4	
																		144	H	Liberty		1	5	
																		144	N	Liberty		6	11	
																		164	N	Memphis		9	3	
																		177	N	Tennessee Tech		15	2	
																		179	A	Southeastern La.		4	1	
																		206	H	Houston Baptist		9	0	
																		217	N	Southeast Mo. St.		11	2	
																		230	H	Belmont		2	0	
																		256	H	Alcorn		12	0	
																		267	H	Mississippi Val.		6	0	
																		283	N	Jackson St.		10	1	
																		292	A	Grambling		26	0	
																		292	H	Grambling		8	0	
																		294	A	Southern U.		11	3	
LAST 10 GAMES																								
						30	A	Fla. Atlantic		1	2	112	A	UTEP		0	8							
						30	A	Fla. Atlantic		0	6	112	A	UTEP		7	13							
						30	A	Fla. Atlantic		5	2	112	A	UTEP		6	7							
						256	H	Alcorn		12	0	83	A	Northwestern St.		4	3							
						292	A	Grambling		26	0	14	H	LSU		8	30							

Non-Div. I Games:

Louisiana Tech

Average RPI Win: 167		WON-LOST	WINNING	LAST 10	STRENGTH OF		OPP. STRENGTH	TEAM	ADJ	CONF.	ADJ CONF.
Average RPI Loss: 79		RECORD	PCT. RANK	GAMES	SCHEDULE		OF SCHEDULE	RPI	RPI	RPI	RPI
DIV. I ONLY		19-17-0	.52778	127	4-6-0		78	143	95	.52642	96
DIV. I NON-CONF.		18-12-0	.6	77	3-1-0		75	157	75	.54435	79
TOTALS		RPI 1-25	RPI 26-50		W-L RECORDS		RPI 51-100		RPI 101-150		RPI 150+
19-17-0		0-3-0	0-2-0		OVERALL		3-8-0		2-2-0		14-2-0
3-2-0		0-0-0	0-0-0		HOME		1-2-0		0-0-0		2-0-0
2-7-0		0-2-0	0-2-0		AWAY		1-3-0		1-0-0		0-0-0
14-8-0		0-1-0	0-0-0		NEUTRAL		1-3-0		1-2-0		12-2-0
18-12-0		0-3-0	0-2-0		NON-CONFERENCE		2-3-0		2-2-0		14-2-0
2-0-0		0-0-0	0-0-0		HOME		0-0-0		0-0-0		2-0-0
2-4-0		0-2-0	0-0-		AWAY		1-0-0		1-0-0		0-0-0
14-8-0		0-1-0	0-0-0		NEUTRAL		1-3-0		1-2-0		12-2-0
1-5-0		0-0-0	0-0-0		CONFERENCE		1-5-0		0-0-0		0-0-0
1-2-0		0-0-0	0-0-0		HOME		1-2-0		0-0-0		0-0-0
0-3-0		0-0-0	0-0-0		AWAY		0-3-0		0-0-0		0-0-0
0-0-0		0-0-0	0-0-0		NEUTRAL		0-0-0		0-0-0		0-0-0
RPI S	Opponent	Score	RPI S	Opponent	Score	RPI S	Opponent	Score	RPI S	Opponent	Score
17 N	Georgia	0 5	30 A	Fla. Atlantic	0 6	54 N	Kent St.	2 7	102 N	Kennesaw St.	0 2
21 A	South Carolina	7 8	30 A	Fla. Atlantic	0 3	68 A	Col. of Charleston	4 1	123 N	Charleston So.	7 5
24 A	Arizona St.	2 5				71 H	Wisconsin	5 4	124 A	FGCU	2 1
						71 H	Wisconsin	4 5	148 N	Wright St.	1 3
						71 H	Wisconsin	1 10	153 H	Central Mich.	10 7
						75 N	UNI	4 10	157 N	Middle Tenn.	3 2
						75 N	UNI	9 13	158 N	Chattanooga	4 0
						87 N	Illinois St.	7 4	164 N	Memphis	5 3
						97 A	Penn St.	6 8	164 N	Memphis	9 1
						97 A	Penn St.	2 7	165 N	UConn	3 8
						97 A	Penn St.	5 11	165 N	UConn	9 0
									174 N	Ill.-Chicago	4 3
									174 N	Ill.-Chicago	6 7
									181 N	Boston U.	4 3
									183 H	Western Mich.	12 2
									207 N	Stony Brook	7 0
									221 N	Western Ill.	11 2
									237 N	Bowling Green	20 13
									269 N	Columbia	3 2
									269 N	Columbia	7 2
LAST 10 GAMES											
97 A	Penn St.	6 8	71 H	Wisconsin	5 4						
97 A	Penn St.	2 7	71 H	Wisconsin	4 5						
97 A	Penn St.	5 11	71 H	Wisconsin	1 10						
153 H	Central Mich.	10 7	174 N	Ill.-Chicago	6 7						
183 H	Western Mich.	12 2	221 N	Western Ill.	11 2						

Non-Div. I Games:

Michigan St.

Average RPI Win: 142		WON-LOST	WINNING	LAST 10	STRENGTH OF		OPP. STRENGTH	TEAM	ADJ	CONF.	ADJ CONF.
Average RPI Loss: 90		RECORD	PCT. RANK	GAMES	SCHEDULE		OF SCHEDULE	RPI	RPI	RPI	RPI
DIV. I ONLY		17-14-0	.54839	113	8-2-0		110	73	93	.52532	97
DIV. I NON-CONF.		11-14-0	.44	181	2-2-0		120	81	135	.49457	135
TOTALS		RPI 1-25	RPI 26-50		W-L RECORDS		RPI 51-100		RPI 101-150		RPI 150+
17-14-0	0-0-0	0-6-0		OVERALL		5-2-0		7-4-0		5-2-0	
6-3-0	0-0-0	0-0-0		HOME		4-2-0		1-0-0		1-1-0	
4-5-0	0-0-0	0-4-0		AWAY		0-0-0		4-1-0		0-0-0	
7-6-0	0-0-0	0-2-0		NEUTRAL		1-0-0		2-3-0		4-1-0	
11-14-0	0-0-0	0-6-0		NON-CONFERENCE		2-2-0		4-4-0		5-2-0	
3-3-0	0-0-0	0-0-0		HOME		1-2-0		1-0-0		1-1-0	
1-5-0	0-0-0	0-0-		AWAY		0-0-0		1-1-0		0-0-0	
7-6-0	0-0-0	0-2-0		NEUTRAL		1-0-0		2-3-0		4-1-0	
6-0-0	0-0-0	0-0-0		CONFERENCE		3-0-0		3-0-0		0-0-0	
3-0-0	0-0-0	0-0-0		HOME		3-0-0		0-0-0		0-0-0	
3-0-0	0-0-0	0-0-0		AWAY		0-0-0		3-0-0		0-0-0	
0-0-0	0-0-0	0-0-0		NEUTRAL		0-0-0		0-0-0		0-0-0	
RPI S	Opponent	Score	RPI S	Opponent	Score	RPI S	Opponent	Score	RPI S	Opponent	Score
28 N	Notre Dame	2 6	82 H	Hofstra	10 2	103 A	Jacksonville	0 6			
29 N	Tulsa	4 11	82 H	Hofstra	8 15	103 A	Jacksonville	9 3			
30 A	Fla. Atlantic	2 4	82 H	Hofstra	6 9	119 A	Rutgers	12 1			
33 A	Ole Miss	6 7	91 N	Fordham	11 1	119 A	Rutgers	4 1			
33 A	Ole Miss	3 4	96 H	Michigan St.	11 5	119 A	Rutgers	12 8			
35 A	Mississippi St.	3 9	96 H	Michigan St.	8 6	121 N	Pittsburgh	7 2			
			96 H	Michigan St.	7 2	131 N	North Florida	1 2			
						143 N	Radford	8 0			
						146 H	SIUE	2 1			
						146 N	SIUE	3 4			
						148 N	Wright St.	0 2			
						175 H	Robert Morris	8 5			
						175 H	Robert Morris	1 3			
						203 N	Massachusetts	7 4			
						203 N	Massachusetts	0 3			
						227 N	Yale	6 2			
						230 N	Belmont	6 1			
						249 N	Georgetown	9 4			
LAST 10 GAMES											
96 H	Michigan St.	8 6	119 A	Rutgers	12 8						
96 H	Michigan St.	7 2	175 H	Robert Morris	1 3						
96 H	Michigan St.	11 5	175 H	Robert Morris	8 5						
119 A	Rutgers	12 1	82 H	Hofstra	10 2						
119 A	Rutgers	4 1	82 H	Hofstra	8 15						

Non-Div. I Games:

Penn St.

Average RPI Win:	158	WON-LOST	WINNING	LAST 10	STRENGTH OF	OPP. STRENGTH	TEAM	ADJ	CONF.	ADJ CONF.		
Average RPI Loss:	65	RECORD	PCT. RANK	GAMES	SCHEDULE	OF SCHEDULE	RPI	RPI	RPI	RPI		
DIV. I ONLY		17-18-0	.48571	152	5-5-0	71	67	99	.52471	98	7	7
DIV. I NON-CONF.		15-14-0	.51724	136	3-1-0	156	80	119	.50646	121	7	6
<hr/>												
TOTALS	RPI 1-25	RPI 26-50		W-L RECORDS		RPI 51-100		RPI 101-150		RPI 150+		
17-18-0	1-6-0	2-7-0		OVERALL		0-0-0		5-3-0		9-2-0		
10-10-0	0-1-0	2-5-0		HOME		0-0-0		3-2-0		5-2-0		
2-6-0	1-3-0	0-2-0		AWAY		0-0-0		1-1-0		0-0-0		
5-2-0	0-2-0	0-0-0		NEUTRAL		0-0-0		1-0-0		4-0-0		
15-14-0	0-4-0	1-5-0		NON-CONFERENCE		0-0-0		5-3-0		9-2-0		
9-8-0	0-1-0	1-3-0		HOME		0-0-0		3-2-0		5-2-0		
1-4-0	0-1-0	0-0-		AWAY		0-0-0		1-1-0		0-0-0		
5-2-0	0-2-0	0-0-0		NEUTRAL		0-0-0		1-0-0		4-0-0		
2-4-0	1-2-0	1-2-0		CONFERENCE		0-0-0		0-0-0		0-0-0		
1-2-0	0-0-0	1-2-0		HOME		0-0-0		0-0-0		0-0-0		
1-2-0	1-2-0	0-0-0		AWAY		0-0-0		0-0-0		0-0-0		
0-0-0	0-0-0	0-0-0		NEUTRAL		0-0-0		0-0-0		0-0-0		
RPI	S	Opponent	Score	RPI	S	Opponent	Score	RPI	S	Opponent	Score	
13	H	Texas A&M	0 12	29	H	Tulsa	2 11	101	H	Lipscomb	3 5	
20	A	South Fla.	0 4	29	H	Tulsa	2 1	101	H	Lipscomb	4 1	
20	A	South Fla.	3 6	29	H	Tulsa	3 8	101	H	Lipscomb	8 0	
20	A	South Fla.	5 2	35	A	Mississippi St.	1 7	106	H	Ball St.	0 10	
22	N	Minnesota	3 5	35	A	Mississippi St.	1 9	109	N	Ga. Southern	10 2	
22	N	Minnesota	1 6	36	H	Texas	1 4	138	A	Lamar	3 4	
24	A	Arizona St.	5 6	41	H	Oklahoma St.	3 12	138	A	Lamar	8 4	
				41	H	Oklahoma St.	3 7	141	H	Iowa St.	4 3	
				41	H	Oklahoma St.	10 9	155	H	Sam Houston St.	10 8	
								155	H	Sam Houston St.	15 4	
								177	N	Tennessee Tech	4 0	
								212	H	Incarname Word	3 4	
								229	H	Toledo	8 0	
								229	H	Toledo	9 0	
								241	H	Texas Southern	3 5	
								241	H	Texas Southern	9 6	
								265	N	Mt. St. Mary's	9 1	
								265	N	Mt. St. Mary's	3 0	
								286	N	Alabama A&M	8 0	
<hr/>												
LAST 10 GAMES												
				20	A	South Fla.	5 2	29	H	Tulsa	3 8	
				20	A	South Fla.	3 6	29	H	Tulsa	2 1	
				20	A	South Fla.	0 4	29	H	Tulsa	2 11	
				138	A	Lamar	8 4	155	H	Sam Houston St.	10 8	
				138	A	Lamar	3 4	155	H	Sam Houston St.	15 4	

Non-Div. I Games:

Houston

Average RPI Win:		162	WON-LOST RECORD		WINNING PCT. RANK		LAST 10 GAMES		STRENGTH OF SCHEDULE		OPP. STRENGTH OF SCHEDULE		TEAM RPI		ADJ RPI		CONF. RPI		ADJ CONF. RPI					
Average RPI Loss:		95																						
DIV. I ONLY			21-14-0		.6		84		5-5-0		147		101		92		.52465		99		14		15	
DIV. I NON-CONF.			15-8-0		.65217		63		3-0-0		123		113		70		.54413		80		15		15	
TOTALS		RPI 1-25		RPI 26-50		W-L RECORDS		RPI 51-100		RPI 101-150		RPI 150+												
21-14-0		0-3-0		1-3-0		OVERALL		4-0-0		4-5-0		12-3-0												
8-2-0		0-0-0		0-0-0		HOME		0-0-0		2-1-0		6-1-0												
6-8-0		0-1-0		1-2-0		AWAY		0-0-0		2-4-0		3-1-0												
7-4-0		0-2-0		0-1-0		NEUTRAL		4-0-0		0-0-0		3-1-0												
15-8-0		0-3-0		1-3-0		NON-CONFERENCE		4-0-0		0-0-0		10-2-0												
6-1-0		0-0-0		0-0-0		HOME		0-0-0		0-0-0		6-1-0												
2-3-0		0-1-0		1-0-		AWAY		0-0-0		0-0-0		1-0-0												
7-4-0		0-2-0		0-1-0		NEUTRAL		4-0-0		0-0-0		3-1-0												
6-6-0		0-0-0		0-0-0		CONFERENCE		0-0-0		4-5-0		2-1-0												
2-1-0		0-0-0		0-0-0		HOME		0-0-0		2-1-0		0-0-0												
4-5-0		0-0-0		0-0-0		AWAY		0-0-0		2-4-0		2-1-0												
0-0-0		0-0-0		0-0-0		NEUTRAL		0-0-0		0-0-0		0-0-0												
RPI	S	Opponent		Score		RPI	S	Opponent		Score		RPI	S	Opponent		Score		RPI	S	Opponent		Score		
3	A	La.-Lafayette		1	11	33	A	Ole Miss		0	7	63	N	Samford		2	1	113	A	SFA		7	2	
6	N	Oregon		0	8	35	A	Mississippi St.		0	4	67	N	UAB		3	0	113	A	SFA		8	6	
6	N	Oregon		3	19	35	A	Mississippi St.		1	0	76	N	Southern Miss.		9	0	113	A	SFA		7	9	
						44	N	South Ala.		0	12	94	N	Longwood		4	0	116	H	Abilene Christian		4	1	
																		116	H	Abilene Christian		11	10	
																		116	H	Abilene Christian		2	3	
																		122	A	Nicholls St.		1	2	
																		122	A	Nicholls St.		2	3	
																		122	A	Nicholls St.		0	5	
																		157	H	Middle Tenn.		7	5	
																		157	H	Middle Tenn.		10	2	
																		158	N	Chattanooga		10	3	
																		170	N	Western Ky.		3	2	
																		170	N	Western Ky.		0	2	
																		197	A	A&M-Corpus Christi		2	1	
																		197	A	A&M-Corpus Christi		5	2	
																		197	A	A&M-Corpus Christi		1	2	
																		217	N	Southeast Mo. St.		5	4	
																		230	H	Belmont		3	2	
																		244	H	South Dakota St.		0	9	
																		267	A	Mississippi Val.		7	0	
																		283	H	Jackson St.		3	0	
																		293	H	Ark.-Pine Bluff		18	4	
																		293	H	Ark.-Pine Bluff		10	1	
LAST 10 GAMES																								
						122	A	Nicholls St.		2	3	116	H	Abilene Christian		4	1							
						122	A	Nicholls St.		1	2	116	H	Abilene Christian		2	3							
						122	A	Nicholls St.		0	5	35	A	Mississippi St.		1	0							
						283	H	Jackson St.		3	0	267	A	Mississippi Val.		7	0							
						116	H	Abilene Christian		11	10	113	A	SFA		7	9							

Non-Div. I Games: Lyon 6 3 Lyon 6 1

Central Ark.

Non-Div. I Games:

Tie, Loss, Non-Conf,S Site, H Home, A Away, N Neutral Page 102

Non-Div. I Games:

Tie, Loss, Non-Conf,S Site, H Home, A Away, N Neutral Page 103

Average RPI Win: 168		WON-LOST RECORD		WINNING PCT. RANK		LAST 10 GAMES		STRENGTH OF SCHEDULE		OPP. STRENGTH OF SCHEDULE		TEAM RPI		ADJ RPI		CONF. RPI		ADJ CONF. RPI	
Average RPI Loss: 85																			
DIV. I ONLY		21-15-0		.58333		94		5-5-0		148		99		103		.52225		102	
DIV. I NON-CONF.		16-11-0		.59259		80		1-2-0		167		116		99		.52034		101	
TOTALS		RPI 1-25		RPI 26-50		W-L RECORDS		RPI 51-100		RPI 101-150		RPI 150+							
21-15-0		0-3-0		0-0-0		OVERALL		2-6-0		6-4-0		13-2-0							
13-6-0		0-0-0		0-0-0		HOME		0-2-0		4-3-0		9-1-0							
5-8-0		0-3-0		0-0-0		AWAY		1-4-0		2-1-0		2-0-0							
3-1-0		0-0-0		0-0-0		NEUTRAL		1-0-0		0-0-0		2-1-0							
16-11-0		0-3-0		0-0-0		NON-CONFERENCE		2-6-0		1-0-0		13-2-0							
10-3-0		0-0-0		0-0-0		HOME		0-2-0		1-0-0		9-1-0							
3-7-0		0-3-0		0-0-		AWAY		1-4-0		0-0-0		2-0-0							
3-1-0		0-0-0		0-0-0		NEUTRAL		1-0-0		0-0-0		2-1-0							
5-4-0		0-0-0		0-0-0		CONFERENCE		0-0-0		5-4-0		0-0-0							
3-3-0		0-0-0		0-0-0		HOME		0-0-0		3-3-0		0-0-0							
2-1-0		0-0-0		0-0-0		AWAY		0-0-0		2-1-0		0-0-0							
0-0-0		0-0-0		0-0-0		NEUTRAL		0-0-0		0-0-0		0-0-0							
RPI	S	Opponent		Score		RPI	S	Opponent		Score		RPI	S	Opponent		Score			
17	A	Georgia		1	8					56	A	Georgia St.	1	2	103	A	Jacksonville	0	1
21	A	South Carolina		0	7					56	H	Georgia St.	0	13	103	A	Jacksonville	7	1
21	A	South Carolina		1	10					58	A	Troy	2	8	103	A	Jacksonville	5	4
										58	A	Troy	2	6	107	H	Stetson	8	0
										63	A	Samford	6	4	107	H	Stetson	3	9
										64	H	Boston College	0	2	107	H	Stetson	4	1
										79	A	Jacksonville St.	1	3	119	H	Rutgers	4	2
										96	N	Michigan St.	2	0	131	H	North Florida	4	12
															131	H	North Florida	5	1
															131	H	North Florida	2	3
															161	H	ETSU	4	2
															161	N	ETSU	2	4
															161	N	ETSU	7	6
															165	N	UConn	9	1
															173	H	Murray St.	7	0
															177	A	Tennessee Tech	6	0
															177	A	Tennessee Tech	6	0
															183	H	Western Mich.	2	1
															190	H	UT Martin	7	6
															216	H	Bradley	1	6
															216	H	Bradley	1	0
															237	H	Bowling Green	5	1
															281	H	N.C. Central	3	2
															286	H	Alabama A&M	8	7
															286	H	Alabama A&M	8	0
LAST 10 GAMES																			
						131	H	North Florida	2	3	107	H	Stetson	3	9				
						131	H	North Florida	5	1	107	H	Stetson	4	1				
						131	H	North Florida	4	12	107	H	Stetson	8	0				
						58	A	Troy	2	6	63	A	Samford	6	4				
						58	A	Troy	2	8	103	A	Jacksonville	7	1				

Non-Div. I Games:

Kennesaw St.

Average RPI Win: 157		WON-LOST	WINNING	LAST 10	STRENGTH OF		OPP. STRENGTH	TEAM	ADJ	CONF.	ADJ CONF.			
Average RPI Loss: 91		RECORD	PCT. RANK	GAMES	SCHEDULE		OF SCHEDULE	RPI	RPI	RPI	RPI			
DIV. I ONLY		18-20-0	.47368	159	3-7-0		54	121	101	.5212	103			
DIV. I NON-CONF.		16-16-0	.5	141	1-3-0		51	120	89	.52828	92			
TOTALS		RPI 1-25	RPI 26-50		W-L RECORDS		RPI 51-100		RPI 101-150		RPI 150+			
18-20-0		0-6-0	0-0-0		OVERALL		3-3-0		6-7-0		9-4-0			
14-10-0		0-0-0	0-0-0		HOME		3-2-0		4-4-0		7-4-0			
2-8-0		0-5-0	0-0-0		AWAY		0-0-0		2-3-0		0-0-0			
2-2-0		0-1-0	0-0-0		NEUTRAL		0-1-0		0-0-0		2-0-0			
16-16-0		0-6-0	0-0-0		NON-CONFERENCE		3-3-0		4-3-0		9-4-0			
13-8-0		0-0-0	0-0-0		HOME		3-2-0		3-2-0		7-4-0			
1-6-0		0-5-0	0-0-		AWAY		0-0-0		1-1-0		0-0-0			
2-2-0		0-1-0	0-0-0		NEUTRAL		0-1-0		0-0-0		2-0-0			
2-4-0		0-0-0	0-0-0		CONFERENCE		0-0-0		2-4-0		0-0-0			
1-2-0		0-0-0	0-0-0		HOME		0-0-0		1-2-0		0-0-0			
1-2-0		0-0-0	0-0-0		AWAY		0-0-0		1-2-0		0-0-0			
0-0-0		0-0-0	0-0-0		NEUTRAL		0-0-0		0-0-0		0-0-0			
RPI	S	Opponent	Score		RPI	S	Opponent	Score		RPI	S	Opponent	Score	
2	A	Florida	0	6						53	H	Kansas	0	9
2	A	Florida	0	10						66	N	Western Caro.	5	6
17	A	Georgia	0	5						81	H	North Carolina St.	8	7
19	A	Tennessee	0	10						85	H	UNCG	7	5
20	A	South Fla.	4	9						97	H	Penn St.	3	9
22	N	Minnesota	4	20						97	H	Penn St.	6	0

Pacific

Pacific

Pacific

Average RPI Win:	177	WON-LOST RECORD	WINNING PCT. RANK	LAST 10 GAMES	STRENGTH OF SCHEDULE	OPP. STRENGTH OF SCHEDULE	TEAM RPI	ADJ RPI	CONF. RPI	ADJ CONF. RPI		
DIV. I ONLY		20-11-0	.64516	59	7-3-0	187	170	105	.52064	105	15	14
DIV. I NON-CONF.		15-8-0	.65217	63	2-0-0	213	217	109	.5133	109	14	14
<hr/>												
TOTALS	RPI 1-25	RPI 26-50		W-L RECORDS		RPI 51-100		RPI 101-150		RPI 150+		
20-11-0	0-0-0	0-0-0		OVERALL		4-4-0		5-6-0		11-1-0		
8-2-0	0-0-0	0-0-0		HOME		3-1-0		3-1-0		2-0-0		
1-6-0	0-0-0	0-0-0		AWAY		0-3-0		0-2-0		1-1-0		
11-3-0	0-0-0	0-0-0		NEUTRAL		1-0-0		2-3-0		8-0-0		
15-8-0	0-0-0	0-0-0		NON-CONFERENCE		1-1-0		3-6-0		11-1-0		
3-2-0	0-0-0	0-0-0		HOME		0-1-0		1-1-0		2-0-0		
1-3-0	0-0-0	0-0-		AWAY		0-0-0		0-2-0		1-1-0		
11-3-0	0-0-0	0-0-0		NEUTRAL		1-0-0		2-3-0		8-0-0		
5-3-0	0-0-0	0-0-0		CONFERENCE		3-3-0		2-0-0		0-0-0		
5-0-0	0-0-0	0-0-0		HOME		3-0-0		2-0-0		0-0-0		
0-3-0	0-0-0	0-0-0		AWAY		0-3-0		0-0-0		0-0-0		
0-0-0	0-0-0	0-0-0		NEUTRAL		0-0-0		0-0-0		0-0-0		
RPI	S	Opponent	Score	RPI	S	Opponent	Score	RPI	S	Opponent	Score	
						53 H Kansas	4 10	107 A Stetson	1 4			
						86 N Marshall	8 6	118 N East Carolina	0 1			
						87 H Illinois St.	1 0	121 N Pittsburgh	0 8			
						87 H Illinois St.	5 0	122 N Nicholls St.	0 2			
						87 H Illinois St.	4 1	124 A FGCU	5 6			
						93 A Drake	0 4	131 N North Florida	4 0			
						93 A Drake	1 7	142 H Butler	2 10			
						93 A Drake	3 5	142 H Butler	11 1			
								142 N Butler	4 1			
								150 H Loyola Chicago	4 3			
								150 H Loyola Chicago	5 0			
								160 N LIU Brooklyn	9 0			
								179 A Southeastern La.	4 5			
								186 N Providence	10 0			
								190 N UT Martin	3 0			
								202 H Eastern Ill.	8 6			
								205 A Saint Louis	14 2			
								217 H Southeast Mo. St.	3 2			
								246 N Iona	2 1			
								251 N Buffalo	8 0			
								267 N Mississippi Val.	12 0			
								271 N Colgate	4 0			
								275 N Hartford	5 0			
				LAST 10 GAMES								
				93 A Drake	3 5	87 H Illinois St.	4 1					
				93 A Drake	0 4	217 H Southeast Mo. St.	3 2					
				93 A Drake	1 7	150 H Loyola Chicago	4 3					
				87 H Illinois St.	5 0	150 H Loyola Chicago	5 0					
				87 H Illinois St.	1 0	205 A Saint Louis	14 2					

Non-Div. I Games:

Southern Ill.

Average RPI Win: 137		WON-LOST	WINNING	LAST 10	STRENGTH OF		OPP. STRENGTH	TEAM	ADJ		CONF.	ADJ CONF.
Average RPI Loss: 94		RECORD	PCT. RANK	GAMES	SCHEDULE		OF SCHEDULE	RPI	RPI		RPI	RPI
DIV. I ONLY		17-18-0	.48571	152	6-4-0		84	93	109		.51996	106
DIV. I NON-CONF.		14-15-0	.48276	157	3-1-0		106	57	112		.51351	108
TOTALS		RPI 1-25	RPI 26-50		W-L RECORDS		RPI 51-100		RPI 101-150		RPI 150+	
17-18-0		0-1-0	0-6-0		OVERALL		7-2-0		3-7-0		7-2-0	
3-0-0		0-0-0	0-0-0		HOME		3-0-0		0-0-0		0-0-0	
4-8-0		0-0-0	0-2-0		AWAY		1-0-0		2-6-0		1-0-0	
10-10-0		0-1-0	0-4-0		NEUTRAL		3-2-0		1-1-0		6-2-0	
14-15-0		0-1-0	0-6-0		NON-CONFERENCE		4-2-0		3-4-0		7-2-0	
0-0-0		0-0-0	0-0-0		HOME		0-0-0		0-0-0		0-0-0	
4-5-0		0-0-0	0-0-		AWAY		1-0-0		2-3-0		1-0-0	
10-10-0		0-1-0	0-4-0		NEUTRAL		3-2-0		1-1-0		6-2-0	
3-3-0		0-0-0	0-0-0		CONFERENCE		3-0-0		0-3-0		0-0-0	
3-0-0		0-0-0	0-0-0		HOME		3-0-0		0-0-0		0-0-0	
0-3-0		0-0-0	0-0-0		AWAY		0-0-0		0-3-0		0-0-0	
0-0-0		0-0-0	0-0-0		NEUTRAL		0-0-0		0-0-0		0-0-0	
RPI S	Opponent	Score	RPI S	Opponent	Score	RPI S	Opponent	Score	RPI S	Opponent	Score	
3 N	La.-Lafayette	4 22	26 A	UCF	0 8	66 N	Western Caro.	5 4	103 A	Jacksonville	11 0	
			26 A	UCF	2 5	67 N	UAB	3 2	103 A	Jacksonville	3 11	
			28 N	Notre Dame	1 7	76 N	Southern Miss.	1 17	124 A	FGCU	3 2	
			36 N	Texas	0 8	84 H	Ohio	2 1	124 A	FGCU	3 9	
			36 N	Texas	2 13	84 H	Ohio	8 6	141 N	Iowa St.	5 8	
			44 N	South Ala.	0 8	84 H	Ohio	3 2	141 N	Iowa St.	6 4	
						87 N	Illinois St.	3 7	142 A	Butler	1 9	
						95 N	Louisiana Tech	6 1	149 A	Miami (OH)	2 5	
						98 A	Houston	10 0	149 A	Miami (OH)	3 5	
									149 A	Miami (OH)	3 4	
									170 A	Western Ky.	9 1	
									173 N	Murray St.	9 5	
									173 N	Murray St.	1 6	
									181 N	Boston U.	5 4	
									203 N	Massachusetts	2 0	
									207 N	Stony Brook	14 1	
									207 N	Stony Brook	0 1	
									217 N	Southeast Mo. St.	6 3	
									239 N	Valparaiso	8 1	
LAST 10 GAMES												
			84 H	Ohio	3 2	149 A	Miami (OH)	3 4				
			84 H	Ohio	8 6	142 A	Butler	1 9				
			84 H	Ohio	2 1	181 N	Boston U.	5 4				
			149 A	Miami (OH)	3 5	203 N	Massachusetts	2 0				
			149 A	Miami (OH)	2 5	103 A	Jacksonville	11 0				

Non-Div. I Games:

Ball St.

Average RPI Win: 186		WON-LOST RECORD	WINNING PCT. RANK	LAST 10 GAMES	STRENGTH OF SCHEDULE	OPP. STRENGTH OF SCHEDULE	TEAM RPI	ADJ RPI		CONF. RPI	ADJ CONF. RPI		
Average RPI Loss: 148													
DIV. I ONLY		26-16-0	.61905	72	5-5-0	122	251	98	.51913	107	11	12	
DIV. I NON-CONF.		21-13-0	.61765	74	0-2-0	155	279	107	.50854	119	11	12	

TOTALS		RPI 1-25		RPI 26-50		W-L RECORDS		RPI 51-100		RPI 101-150		RPI 150+	
26-16-0		0-2-0		0-0-0		OVERALL		4-1-0		5-5-0		17-8-0	
20-9-0		0-0-0		0-0-0		HOME		3-0-0		1-1-0		16-8-0	
3-3-0		0-0-0		0-0-0		AWAY		0-0-0		3-3-0		0-0-0	
3-4-0		0-2-0		0-0-0		NEUTRAL		1-1-0		1-1-0		1-0-0	
21-13-0		0-2-0		0-0-0		NON-CONFERENCE		2-1-0		2-2-0		17-8-0	
18-9-0		0-0-0		0-0-0		HOME		1-0-0		1-1-0		16-8-0	
0-0-0		0-0-0		0-0-		AWAY		0-0-0		0-0-0		0-0-0	
3-4-0		0-2-0		0-0-0		NEUTRAL		1-1-0		1-1-0		1-0-0	
5-3-0		0-0-0		0-0-0		CONFERENCE		2-0-0		3-3-0		0-0-0	
2-0-0		0-0-0		0-0-0		HOME		2-0-0		0-0-0		0-0-0	
3-3-0		0-0-0		0-0-0		AWAY		0-0-0		3-3-0		0-0-0	
0-0-0		0-0-0		0-0-0		NEUTRAL		0-0-0		0-0-0		0-0-0	
RPI	S	Opponent		Score		RPI	S	Opponent		Score			
9	N	Missouri		1	13			65	H	USC Upstate	5	4	
17	N	Georgia		0	9			65	H	USC Upstate	10	2	
								67	N	UAB	2	3	
								68	N	Col. of Charleston	4	3	
								91	H	Fordham	2	1	
										102	A	Kennesaw St.	
										102	A	Kennesaw St.	
										102	A	Kennesaw St.	
										105	H	Southern Ill.	
										113	N	SFA	
										121	H	Pittsburgh	
										131	A	North Florida	
										131	A	North Florida	
										131	A	North Florida	
										144	N	Liberty	
										168	H	Marist	
										168	H	Marist	
										180	H	Binghamton	
										186	H	Providence	
										186	H	Providence	
										186	H	Providence	
										190	H	UT Martin	
										193	H	Akron	
										193	H	Akron	
										196	H	Monmouth	
										196	H	Monmouth	
										199	H	George Mason	
										223	H	Seton Hall	
										223	H	Seton Hall	
										236	H	Fairfield	
										243	H	Bethune-Cookman	
										260	H	Wagner	
LAST 10 GAMES													
				65	H	USC Upstate	5	4	168	H	Marist	1	3
				65	H	USC Upstate	10	2	168	H	Marist	4	7
				102	A	Kennesaw St.	9	3	131	A	North Florida	8	0
				102	A	Kennesaw St.	1	4	131	A	North Florida	4	6
				102	A	Kennesaw St.	0	8	131	A	North Florida	8	3

Non-Div. I Games:

Stetson

RPI	S	Opponent	Score	
260	H	Wagner	0	6
271	H	Colgate	8	6
271	H	Colgate	1	0
277	H	Oakland	6	1
277	H	Oakland	4	1
278	N	Morgan St.	3	0
280	H	Sacred Heart	10	0
280	H	Sacred Heart	3	4

Stetson

S
t
e
t
s
o
n

S
t
e
t
s
o
n

Towson

Average RPI Win: 203		WON-LOST	WINNING	LAST 10	STRENGTH OF	OPP. STRENGTH	TEAM	ADJ	CONF.	ADJ CONF.			
Average RPI Loss: 108		RECORD	PCT. RANK	GAMES	SCHEDULE	OF SCHEDULE	RPI	RPI	RPI	RPI			
DIV. I ONLY		22-10-0	.6875	41	5-5-0	220	159	106	.51874	108	8	9	
DIV. I NON-CONF.		20-6-0	.76923	29	3-1-0	284	220	126	.50134	126	10	10	
<hr/>													
TOTALS		RPI 1-25		RPI 26-50		W-L RECORDS		RPI 51-100		RPI 101-150		RPI 150+	
22-10-0		0-3-0		0-0-0		OVERALL		3-2-0		3-1-0		16-4-0	
9-4-0		0-0-0		0-0-0		HOME		3-2-0		2-0-0		4-2-0	
1-6-0		0-3-0		0-0-0		AWAY		0-0-0		1-1-0		0-2-0	
12-0-0		0-0-0		0-0-0		NEUTRAL		0-0-0		0-0-0		12-0-0	
20-6-0		0-0-0		0-0-0		NON-CONFERENCE		1-1-0		3-1-0		16-4-0	
7-3-0		0-0-0		0-0-0		HOME		1-1-0		2-0-0		4-2-0	
1-3-0		0-0-0		0-0-		AWAY		0-0-0		1-1-0		0-2-0	
12-0-0		0-0-0		0-0-0		NEUTRAL		0-0-0		0-0-0		12-0-0	
2-4-0		0-3-0		0-0-0		CONFERENCE		2-1-0		0-0-0		0-0-0	
2-1-0		0-0-0		0-0-0		HOME		2-1-0		0-0-0		0-0-0	
0-3-0		0-3-0		0-0-0		AWAY		0-0-0		0-0-0		0-0-0	
0-0-0		0-0-0		0-0-0		NEUTRAL		0-0-0		0-0-0		0-0-0	
RPI	S	Opponent		Score	RPI	S	Opponent		Score	RPI	S	Opponent	Score
5	A	James Madison		6 11						82	H	Hofstra	2 8
5	A	James Madison		0 3						104	A	Pacific	9 1
5	A	James Madison		0 16						82	H	Hofstra	6 5
										123	A	Charleston So.	4 5
										82	H	Hofstra	6 5
										136	H	Virginia	10 2
										91	H	Fordham	8 7
										136	H	Virginia	6 3
										91	H	Fordham	3 12
										162	A	Coastal Caro.	2 3
										166	A	Winthrop	2 4
										195	N	Manhattan	1 0
										199	H	George Mason	0 7
										199	H	George Mason	8 0
										201	N	Cleveland St.	5 3
										213	N	Appalachian St.	11 1
										213	N	Appalachian St.	12 9
										223	N	Seton Hall	4 2
										226	N	Portland St.	5 1
										237	H	Bowling Green	3 7
										249	N	Georgetown	11 4
										249	N	Georgetown	3 1
										259	H	UMBC	13 3
										260	N	Wagner	3 2
										263	N	Canisius	6 5
										265	H	Mt. St. Mary's	10 4
										268	N	IPFW	12 5
										278	H	Morgan St.	17 4
										282	N	Rider	2 1
LAST 10 GAMES													
5	A	James Madison		0 3	82	H	Hofstra		6 5	278	H	Morgan St.	17 4
5	A	James Madison		0 16	82	H	Hofstra		2 8	282	N	Rider	2 1
5	A	James Madison		6 11	82	H	Hofstra		6 5				
199	H	George Mason		8 0	91	H	Fordham		8 7				
199	H	George Mason		0 7	265	H	Mt. St. Mary's		10 4				

Non-Div. I Games:

Towson

Average RPI Win:	158	WON-LOST	WINNING	LAST 10	STRENGTH OF	OPP. STRENGTH	TEAM	ADJ	CONF.	ADJ CONF.				
Average RPI Loss:	103	RECORD	PCT. RANK	GAMES	SCHEDULE	OF SCHEDULE	RPI	RPI	RPI	RPI				
DIV. I ONLY	20-17-0	.54054	118	5-5-0	121	120	110	.51792	109	6	6			
DIV. I NON-CONF.	14-14-0	.5	141	1-3-0	211	99	160	.48692	152	6	7			
<hr/>														
TOTALS	RPI 1-25	RPI 26-50		W-L RECORDS		RPI 51-100		RPI 101-150		RPI 150+				
20-17-0	0-3-0	0-1-0		OVERALL		5-5-0		3-1-0		12-7-0				
7-2-0	0-0-0	0-0-0		HOME		3-1-0		1-1-0		3-0-0				
5-9-0	0-3-0	0-1-0		AWAY		2-3-0		0-0-0		3-2-0				
8-6-0	0-0-0	0-0-0		NEUTRAL		0-1-0		2-0-0		6-5-0				
14-14-0	0-3-0	0-1-0		NON-CONFERENCE		1-3-0		3-1-0		10-6-0				
5-1-0	0-0-0	0-0-0		HOME		1-0-0		1-1-0		3-0-0				
1-7-0	0-3-0	0-0-		AWAY		0-2-0		0-0-0		1-1-0				
8-6-0	0-0-0	0-0-0		NEUTRAL		0-1-0		2-0-0		6-5-0				
6-3-0	0-0-0	0-0-0		CONFERENCE		4-2-0		0-0-0		2-1-0				
2-1-0	0-0-0	0-0-0		HOME		2-1-0		0-0-0		0-0-0				
4-2-0	0-0-0	0-0-0		AWAY		2-1-0		0-0-0		2-1-0				
0-0-0	0-0-0	0-0-0		NEUTRAL		0-0-0		0-0-0		0-0-0				
<hr/>														
RPI	S	Opponent	Score		RPI	S	Opponent	Score		RPI	S	Opponent	Score	
13	A	Texas A&M	2	3	35	A	Mississippi St.	0	6	55	A	Texas Tech	1	4
13	A	Texas A&M	10	13						55	A	Texas Tech	5	14
17	A	Georgia	0	9						57	A	Texas St.	5	4
										57	A	Texas St.	0	2
										57	A	Texas St.	6	1
										59	H	UT Arlington	3	0
										59	H	UT Arlington	4	13
										59	H	UT Arlington	7	2
										74	H	Eastern Ky.	1	0
										98	N	Houston	2	10
									</					

Non-Div. I Games:

Ga. Southern

Average RPI Win: 145		WON-LOST	WINNING	LAST 10	STRENGTH OF		OPP. STRENGTH	TEAM	ADJ		CONF.	ADJ CONF.
Average RPI Loss: 70		RECORD	PCT. RANK	GAMES	SCHEDULE		OF SCHEDULE	RPI	RPI		RPI	RPI
DIV. I ONLY		12-17-0	.41379	199	1-9-0		49	65	113		.51755	110
DIV. I NON-CONF.		12-11-0	.52174	131	1-3-0		116	109	108		.51622	105
TOTALS		RPI 1-25	RPI 26-50		W-L RECORDS		RPI 51-100		RPI 101-150		RPI 150+	
12-17-0		1-3-0	0-6-0		OVERALL		3-4-0		2-1-0		6-3-0	
1-9-0		0-0-0	0-6-0		HOME		0-1-0		0-1-0		1-1-0	
3-3-0		0-3-0	0-0-0		AWAY		0-0-0		2-0-0		1-0-0	
8-5-0		1-0-0	0-0-0		NEUTRAL		3-3-0		0-0-0		4-2-0	
12-11-0		1-0-0	0-3-0		NON-CONFERENCE		3-4-0		2-1-0		6-3-0	
1-6-0		0-0-0	0-3-0		HOME		0-1-0		0-1-0		1-1-0	
3-0-0		0-0-0	0-0-		AWAY		0-0-0		2-0-0		1-0-0	
8-5-0		1-0-0	0-0-0		NEUTRAL		3-3-0		0-0-0		4-2-0	
0-6-0		0-3-0	0-3-0		CONFERENCE		0-0-0		0-0-0		0-0-0	
0-3-0		0-0-0	0-3-0		HOME		0-0-0		0-0-0		0-0-0	
0-3-0		0-3-0	0-0-0		AWAY		0-0-0		0-0-0		0-0-0	
0-0-0		0-0-0	0-0-0		NEUTRAL		0-0-0		0-0-0		0-0-0	
RPI S	Opponent	Score	RPI S	Opponent	Score	RPI S	Opponent	Score	RPI S	Opponent	Score	
6 A	Oregon	0 2	27 H	Oregon St.	1 9	61 N	San Diego St.	4 7	128 A	Hawaii	14 6	
6 A	Oregon	0 8	27 H	Oregon St.	2 3	70 N	CSUN	3 4	128 A	Hawaii	13 4	
6 A	Oregon	2 11	27 H	Oregon St.	1 15	81 N	North Carolina St.	15 9	134 H	Dartmouth	1 4	
9 N	Missouri	5 3	29 H	Tulsa	0 11	89 N	San Jose St.	9 3	162 N	Coastal Caro.	3 8	
			31 H	Long Beach St.	1 3	90 H	Cal Poly	2 10	162 N	Coastal Caro.	8 7	
			48 H	North Dakota St.	1 9	90 N	Cal Poly	6 4	162 N	Coastal Caro.	12 4	
						92 N	New Mexico	4 8	167 H	St. Mary's (CA)	6 3	
									167 H	St. Mary's (CA)	5 6	
									204 N	Boise St.	1 9	
									224 N	Seattle	8 2	
									226 N	Portland St.	11 0	
									279 A	Santa Clara	4 1	
LAST 10 GAMES												
27 H	Oregon St.	2 3	6 A	Oregon	2 11							
27 H	Oregon St.	1 9	6 A	Oregon	0 2							
27 H	Oregon St.	1 15	134 H	Dartmouth	1 4							
279 A	Santa Clara	4 1	29 H	Tulsa	0 11							
6 A	Oregon	0 8	90 H	Cal Poly	2 10							

Non-Div. I Games:

Stanford

Average RPI Win: 208		WON-LOST	WINNING	LAST 10	STRENGTH OF		OPP. STRENGTH	TEAM	ADJ		CONF.	ADJ CONF.
Average RPI Loss: 78		RECORD	PCT. RANK	GAMES	SCHEDULE		OF SCHEDULE	RPI	RPI		RPI	RPI
DIV. I ONLY		21-14-0	.6	84	170		140	108	.5172		111	29
DIV. I NON-CONF.		16-13-0	.55172	109	112		110	96	.52279		97	29
TOTALS		RPI 1-25	RPI 26-50		W-L RECORDS		RPI 51-100		RPI 101-150		RPI 150+	
21-14-0		0-5-0	0-0-0		OVERALL		1-5-0		5-1-0		15-3-0	
5-0-0		0-0-0	0-0-0		HOME		0-0-0		0-0-0		5-0-0	
6-8-0		0-3-0	0-0-0		AWAY		1-3-0		2-1-0		3-1-0	
10-6-0		0-2-0	0-0-0		NEUTRAL		0-2-0		3-0-0		7-2-0	
16-13-0		0-5-0	0-0-0		NON-CONFERENCE		1-5-0		5-1-0		10-2-0	
5-0-0		0-0-0	0-0-0		HOME		0-0-0		0-0-0		5-0-0	
3-7-0		0-3-0	0-0-		AWAY		1-3-0		2-1-0		0-0-0	
8-6-0		0-2-0	0-0-0		NEUTRAL		0-2-0		3-0-0		5-2-0	
5-1-0		0-0-0	0-0-0		CONFERENCE		0-0-0		0-0-0		5-1-0	
0-0-0		0-0-0	0-0-0		HOME		0-0-0		0-0-0		0-0-0	
3-1-0		0-0-0	0-0-0		AWAY		0-0-0		0-0-0		3-1-0	
2-0-0		0-0-0	0-0-0		NEUTRAL		0-0-0		0-0-0		2-0-0	
RPI S	Opponent	Score	RPI S	Opponent	Score	RPI S	Opponent	Score	RPI S	Opponent	Score	
5 N	James Madison	0 5				51 A	Grand Canyon	0 4	112 N	UTEP	12 1	
18 A	Arizona	4 6				51 A	Grand Canyon	7 10	117 A	UNCW	11 0	
22 N	Minnesota	2 9				74 N	Eastern Ky.	4 6	118 A	East Carolina	7 2	
24 A	Arizona St.	9 12				74 N	Eastern Ky.	3 4	118 A	East Carolina	5 8	
24 A	Arizona St.	3 11				86 A	Marshall	4 0	146 N	Army West Point	10 2	
						86 A	Marshall	2 9	146 N	Army West Point	8 5	
									160 A	LIU Brooklyn	1 5	
									160 A	LIU Brooklyn	6 0	
									178 N	Bucknell	3 5	
									203 N	Massachusetts	0 3	
									203 N	Massachusetts	13 6	
									203 N	Massachusetts	8 0	
									248 H	Cornell	12 4	
									248 H	Cornell	12 4	
									248 H	Cornell	9 7	
									248 N	Cornell	13 0	
									248 N	Cornell	5 4	
									260 A	Wagner	7 1	
									260 A	Wagner	10 2	
									261 H	Lafayette	7 0	
									261 H	Lafayette	9 1	
									263 N	Canisius	9 1	
									265 N	Mt. St. Mary's	10 2	
									265 N	Mt. St. Mary's	10 1	
			LAST 10 GAMES									
			260 A	Wagner	10 2	86 A	Marshall	4 0				
			260 A	Wagner	7 1	261 H	Lafayette	7 0				
			160 A	LIU Brooklyn	1 5	261 H	Lafayette	9 1				
			160 A	LIU Brooklyn	6 0	248 N	Cornell	13 0				
			86 A	Marshall	2 9	248 N	Cornell	5 4				

Non-Div. I Games:

Saint Francis (PA)

UTEP				Through Games Of April 3, 2016										
Average RPI Win: 153		WON-LOST RECORD	WINNING PCT. RANK	LAST 10 GAMES	STRENGTH OF SCHEDULE	OPP. STRENGTH OF SCHEDULE	TEAM RPI	ADJ RPI	CONF. RPI	ADJ CONF. RPI				
DIV. I ONLY		17-21-0	.44737	179	7-3-0	64	74	112	.51706	112	10	10		
DIV. I NON-CONF.		9-17-0	.34615	214	0-2-0	65	67	152	.49033	141	9	9		
TOTALS		RPI 1-25	RPI 26-50		W-L RECORDS	RPI 51-100		RPI 101-150		RPI 150+				
17-21-0		0-5-0	0-3-0		OVERALL	7-9-0		2-2-0		8-2-0				
8-6-0		0-2-0	0-0-0		HOME	3-2-0		2-1-0		3-1-0				
4-7-0		0-2-0	0-0-0		AWAY	3-5-0		0-0-0		1-0-0				
5-8-0		0-1-0	0-3-0		NEUTRAL	1-2-0		0-1-0		4-1-0				
9-17-0		0-5-0	0-3-0		NON-CONFERENCE	1-6-0		0-1-0		8-2-0				
3-5-0		0-2-0	0-0-0		HOME	0-2-0		0-0-0		3-1-0				
1-4-0		0-2-0	0-0-		AWAY	0-2-0		0-0-0		1-0-0				
5-8-0		0-1-0	0-3-0		NEUTRAL	1-2-0		0-1-0		4-1-0				
8-4-0		0-0-0	0-0-0		CONFERENCE	6-3-0		2-1-0		0-0-0				
5-1-0		0-0-0	0-0-0		HOME	3-0-0		2-1-0		0-0-0				
3-3-0		0-0-0	0-0-0		AWAY	3-3-0		0-0-0		0-0-0				
0-0-0		0-0-0	0-0-0		NEUTRAL	0-0-0		0-0-0		0-0-0				
RPI	S	Opponent	Score		RPI	S	Opponent	Score		RPI	S	Opponent	Score	
5	N	James Madison	0	3	39	N	BYU	0	8	51	N	Grand Canyon	12	5
9	H	Missouri	4	15	46	N	Indiana	4	5	62	A	New Mexico St.	4	12
9	H	Missouri	0	10	46	N	Indiana	0	3	62	A	New Mexico St.	1	4
13	A	Texas A&M	0	13						73	N	Nevada	5	8
18	A	Arizona	1	9						80	A	FIU	6	4
										80	A	FIU	7	6
										80	A	FIU	2	1
										86	A	Marshall	3	8
										86	A	Marshall	1	5
										86	A	Marshall	1	10
										89	N	San Jose St.	3	16
										92	H	New Mexico	2	8
										92	H	New Mexico	6	7
										95	H	Louisiana Tech	8	0
										95	H	Louisiana Tech	7	6
										95	H	Louisiana Tech	13	7
LAST 10 GAMES														
					132	H	UTSA	5	10	80	A	FIU	7	6
					132	H	UTSA	5	3	9	H	Missouri	4	15
					132	H	UTSA	9	2	9	H	Missouri	0	10
					80	A	FIU	6	4	95	H	Louisiana Tech	8	0
					80	A	FIU	2	1	95	H	Louisiana Tech	13	7

Non-Div. I Games:

UTEP

SFA

Average RPI Win:		172	WON-LOST RECORD		WINNING PCT. RANK		LAST 10 GAMES		STRENGTH OF SCHEDULE		OPP. STRENGTH OF SCHEDULE		TEAM RPI		ADJ RPI		CONF. RPI		ADJ CONF. RPI						
Average RPI Loss:		91	16-18-0		.47059 166		5-5-0		59		164		111		.51549 113		14		15						
DIV. I ONLY			10-12-0		.45455 176		0-1-0		50		139		102		.51603 106		15		15						
DIV. I NON-CONF.																									
TOTALS		RPI 1-25		RPI 26-50		W-L RECORDS		RPI 51-100		RPI 101-150		RPI 150+													
16-18-0		0-4-0		0-2-0		OVERALL		3-5-0		4-4-0		9-3-0													
5-5-0		0-0-0		0-0-0		HOME		1-3-0		1-1-0		3-1-0													
5-3-0		0-1-0		0-1-0		AWAY		1-0-0		0-0-0		4-1-0													
6-10-0		0-3-0		0-1-0		NEUTRAL		1-2-0		3-3-0		2-1-0													
10-12-0		0-4-0		0-1-0		NON-CONFERENCE		2-3-0		3-3-0		5-1-0													
1-1-0		0-0-0		0-0-0		HOME		0-1-0		0-0-0		1-0-0													
3-2-0		0-1-0		0-0-		AWAY		1-0-0		0-0-0		2-0-0													
6-9-0		0-3-0		0-0-0		NEUTRAL		1-2-0		3-3-0		2-1-0													
6-6-0		0-0-0		0-1-0		CONFERENCE		1-2-0		1-1-0		4-2-0													
4-4-0		0-0-0		0-0-0		HOME		1-2-0		1-1-0		2-1-0													
2-1-0		0-0-0		0-0-0		AWAY		0-0-0		0-0-0		2-1-0													
0-1-0		0-0-0		0-1-0		NEUTRAL		0-0-0		0-0-0		0-0-0													
RPI	S	Opponent		Score		RPI	S	Opponent		Score		RPI	S	Opponent		Score									
2	N	Florida		2	6	33	A	Ole Miss		2	4	55	A	Texas Tech		10	1	107	N	Stetson	2	6			
9	N	Missouri		2	5	37	N	McNeese St.		1	8	75	N	UNI		1	3	122	H	Nicholls St.	3	5			
11	A	Florida St.		0	11							75	N	UNI		3	4	122	H	Nicholls St.	6	1			
17	N	Georgia		0	9							84	N	Ohio		3	1	124	N	Elon	3	4			
												88	H	North Texas		2	3	132	N	UTSA	3	1			
												99	H	Central Ark.		2	7	132	N	UTSA	4	3			
												99	H	Central Ark.		6	8	132	N	UTSA	7	3			
												99	H	Central Ark.		9	7	132	N	UTSA	2	10			
												176	A	La.-Monroe		7	4	179	A	Southeastern La.	9	7			
												179	A	Southeastern La.		0	1	179	A	Southeastern La.	4	2			
												197	H	A&M-Corpus Christi		6	0	197	H	A&M-Corpus Christi	3	6			
												197	H	A&M-Corpus Christi		4	2	197	H	A&M-Corpus Christi	4	2			
												223	N	Seton Hall		0	6	241	A	Texas Southern	13	2			
												241	H	Texas Southern		9	1	290	N	Prairie View	9	0			
												292	N	Grambling		3	0								
LAST 10 GAMES																									
						197	H	A&M-Corpus Christi		3	6	179	A	Southeastern La.		4	2								
						197	H	A&M-Corpus Christi		6	0	88	H	North Texas		2	3								
						197	H	A&M-Corpus Christi		4	2	99	H	Central Ark.		9	7								
						179	A	Southeastern La.		0	1	99	H	Central Ark.		2	7								
						179	A	Southeastern La.		9	7	99	H	Central Ark.		6	8								

Non-Div. I Games:

SFA

UC Santa Barbara		Average RPI Win:	175	WON-LOST RECORD	WINNING PCT. RANK	LAST 10 GAMES	STRENGTH OF SCHEDULE	OPP. STRENGTH OF SCHEDULE	TEAM RPI	ADJ RPI	CONF. RPI	ADJ CONF. RPI
DIV. I ONLY		Average RPI Loss:	81	20-17-0	.54054 118	6-4-0	146	76	114	.51433 114	9	8
DIV. I NON-CONF.				17-17-0	.5 141	3-4-0	170	72	130	.5 128	8	8
TOTALS		RPI 1-25		RPI 26-50		W-L RECORDS		RPI 51-100		RPI 101-150		RPI 150+
20-17-0		1-6-0		0-2-0		OVERALL		4-3-0		3-3-0		12-3-0
10-4-0		1-1-0		0-0-0		HOME		3-0-0		0-1-0		6-2-0
0-2-0		0-2-0		0-0-0		AWAY		0-0-0		0-0-0		0-0-0
10-11-0		0-3-0		0-2-0		NEUTRAL		1-3-0		3-2-0		6-1-0
17-17-0		1-6-0		0-2-0		NON-CONFERENCE		1-3-0		3-3-0		12-3-0
7-4-0		1-1-0		0-0-0		HOME		0-0-0		0-1-0		6-2-0
0-2-0		0-2-0		0-0-		AWAY		0-0-0		0-0-0		0-0-0
10-11-0		0-3-0		0-2-0		NEUTRAL		1-3-0		3-2-0		6-1-0
3-0-0		0-0-0		0-0-0		CONFERENCE		3-0-0		0-0-0		0-0-0
3-0-0		0-0-0		0-0-0		HOME		3-0-0		0-0-0		0-0-0
0-0-0		0-0-0		0-0-0		AWAY		0-0-0		0-0-0		0-0-0
0-0-0		0-0-0		0-0-0		NEUTRAL		0-0-0		0-0-0		0-0-0
RPI S	Opponent	Score	RPI S	Opponent	Score	RPI S	Opponent	Score	RPI S	Opponent	Score	
7 N	Washington	0 7	35 N	Mississippi St.	2 5	61 N	San Diego St.	5 6	123 N	Charleston So.	9 0	
13 N	Texas A&M	5 13	39 N	BYU	0 8	69 N	Purdue	9 10	123 N	Charleston So.	5 2	
14 N	LSU	2 5				88 N	North Texas	6 3	130 H	Loyola Marymount	0 1	
15 A	UCLA	2 3				89 N	San Jose St.	3 12	133 N	Colorado St.	11 7	
18 A	Arizona	6 11				90 H	Cal Poly	3 0	133 N	Colorado St.	3 4	
21 H	South Carolina	4 3				90 H	Cal Poly	2 1	141 N	Iowa St.	0 2	
21 H	South Carolina	1 6				90 H	Cal Poly	3 0	163 N	Omaha	16 17	
									172 H	Georgia Tech	4 0	
									172 H	Georgia Tech	6 4	
									180 N	Binghamton	2 0	
									208 H	San Diego	2 4	
									224 H	Seattle	6 3	
									224 H	Seattle	0 2	
									232 H	Southern Utah	10 2	
									232 N	Southern Utah	10 1	
									243 N	Bethune-Cookman	4 1	
									247 H	CSU Bakersfield	5 3	
									247 N	CSU Bakersfield	7 4	
									247 N	CSU Bakersfield	8 4	
									258 N	Utah Valley	8 4	
									279 H	Santa Clara	5 4	
LAST 10 GAMES												
						90 H	Cal Poly	3 0	224 H	Seattle	6 3	
						90 H	Cal Poly	3 0	279 H	Santa Clara	5 4	
						90 H	Cal Poly	2 1	224 H	Seattle	0 2	
						130 H	Loyola Marymount	0 1	247 H	CSU Bakersfield	5 3	
						208 H	San Diego	2 4	61 N	San Diego St.	5 6	

Non-Div. I Games:

UC Santa Barbara

C
h
a
r
l
o
t
t
e

Charlotte

Average RPI Win:	181	WON-LOST	WINNING	LAST 10	STRENGTH OF	OPP. STRENGTH	TEAM	ADJ	CONF.	ADJ CONF.	
Average RPI Loss:	69	RECORD	PCT. RANK	GAMES	SCHEDULE	OF SCHEDULE	RPI	RPI	RPI	RPI	
DIV. I ONLY	13-17-0	.43333	187	4-6-0	48	199	118	.51181	116	14	15
DIV. I NON-CONF.	6-11-0	.35294	211	0-1-0	149	181	202	.4607	198	15	15
<hr/>											
TOTALS	RPI 1-25	RPI 26-50		W-L RECORDS		RPI 51-100		RPI 101-150		RPI 150+	
13-17-0	0-0-0	2-6-0		OVERALL		1-9-0		2-2-0		8-0-0	
5-2-0	0-0-0	0-0-0		HOME		0-1-0		2-1-0		3-0-0	
5-9-0	0-0-0	1-4-0		AWAY		1-5-0		0-0-0		3-0-0	
3-6-0	0-0-0	1-2-0		NEUTRAL		0-3-0		0-1-0		2-0-0	
<hr/>											
6-11-0	0-0-0	1-4-0		NON-CONFERENCE		0-6-0		0-1-0		5-0-0	
3-1-0	0-0-0	0-0-0		HOME		0-1-0		0-0-0		3-0-0	
0-5-0	0-0-0	0-0-		AWAY		0-3-0		0-0-0		0-0-0	
3-5-0	0-0-0	1-2-0		NEUTRAL		0-2-0		0-1-0		2-0-0	
<hr/>											
7-6-0	0-0-0	1-2-0		CONFERENCE		1-3-0		2-1-0		3-0-0	
2-1-0	0-0-0	0-0-0		HOME		0-0-0		2-1-0		0-0-0	
5-4-0	0-0-0	1-2-0		AWAY		1-2-0		0-0-0		3-0-0	
0-1-0	0-0-0	0-0-0		NEUTRAL		0-1-0		0-0-0		0-0-0	
<hr/>											
RPI	S	Opponent	Score	RPI	S	Opponent	Score	RPI	S	Opponent	Score
				29	N	Tulsa	2 1	55	H	Texas Tech	1 6
				36	A	Texas	1 15	57	A	Texas St.	3 4
				36	A	Texas	2 3	57	A	Texas St.	1 13
				37	A	McNeese St.	3 4	57	N	Texas St.	0 2
				37	A	McNeese St.	1 5	78	N	Weber St.	1 6
				37	A	McNeese St.	4 2	83	N	Northwestern St.	2 4
				41	N	Oklahoma St.	7 9	95	A	Louisiana Tech	1 4
				43	N	Illinois	2 7	99	A	Central Ark.	3 2
								99	A	Central Ark.	10 11
								99	A	Central Ark.	1 4

Non-Div. I Games:

Abilene Christian

UNCW

Average RPI Win: 208		WON-LOST RECORD		WINNING PCT. RANK		LAST 10 GAMES		STRENGTH OF SCHEDULE		OPP. STRENGTH OF SCHEDULE		TEAM RPI		ADJ RPI		CONF. RPI		ADJ CONF. RPI	
DIV. I ONLY		21-14-0		.6 84		5-5-0		179		196		120		.51033 117		8		9	
DIV. I NON-CONF.		20-10-0		.66667 55		4-1-0		250		251		131		.49885 131		10		10	
TOTALS		RPI 1-25		RPI 26-50		W-L RECORDS		RPI 51-100		RPI 101-150		RPI 150+							
21-14-0		0-3-0		0-0-0		OVERALL		2-2-0		3-4-0		16-5-0							
18-11-0		0-3-0		0-0-0		HOME		1-1-0		3-4-0		14-3-0							
3-3-0		0-0-0		0-0-0		AWAY		1-1-0		0-0-0		2-2-0							
0-0-0		0-0-0		0-0-0		NEUTRAL		0-0-0		0-0-0		0-0-0							
20-10-0		0-0-0		0-0-0		NON-CONFERENCE		1-1-0		3-4-0		16-5-0							
18-8-0		0-0-0		0-0-0		HOME		1-1-0		3-4-0		14-3-0							
2-2-0		0-0-0		0-0-		AWAY		0-0-0		0-0-0		2-2-0							
0-0-0		0-0-0		0-0-0		NEUTRAL		0-0-0		0-0-0		0-0-0							
1-4-0		0-3-0		0-0-0		CONFERENCE		1-1-0		0-0-0		0-0-0							
0-3-0		0-3-0		0-0-0		HOME		0-0-0		0-0-0		0-0-0							
1-1-0		0-0-0		0-0-0		AWAY		1-1-0		0-0-0		0-0-0							
0-0-0		0-0-0		0-0-0		NEUTRAL		0-0-0		0-0-0		0-0-0							
RPI	S	Opponent		Score		RPI	S	Opponent		Score		RPI	S	Opponent		Score			
5	H	James Madison		1	2					74	H Eastern Ky.	5	4	111	H Saint Francis (PA)	0	11		
5	H	James Madison		0	1					82	A Hofstra	3	4	136	H Virginia	8	7		
5	H	James Madison		0	2					82	A Hofstra	5	3	136	H Virginia	2	1		
										85	H UNCG	2	7	143	H Radford	3	4		
														143	H Radford	3	6		
														146	H Army West Point	1	3		
														146	H Army West Point	5	3		
														151	H Presbyterian	0	4		
														151	H Presbyterian	10	3		
														166	A Winthrop	5	4		
														166	A Winthrop	2	3		
														178	H Bucknell	0	5		
														178	H Bucknell	4	12		
														178	H Bucknell	3	1		
														191	H Delaware St.	4	0		
														191	H Delaware St.	7	1		
														215	A Campbell	0	4		
														215	A Campbell	4	3		
														257	H Rhode Island	10	3		
														261	H Lafayette	4	0		
														261	H Lafayette	4	0		
														269	H Columbia	2	1		
														269	H Columbia	6	1		
														269	H Columbia	4	2		
														274	H Bryant	4	2		
														274	H Bryant	2	0		
														281	H N.C. Central	10	0		
				LAST 10 GAMES															
				82	A Hofstra	3	4	5	H James Madison	0	2	269	H Columbia	6	1	274	H Bryant	4	2
				82	A Hofstra	5	3	5	H James Madison	1	2	269	H Columbia	2	1	274	H Bryant	2	0
				215	A Campbell	4	3	269	H Columbia	6	1	274	H Bryant	2	0	281	H N.C. Central	10	0
				215	A Campbell	0	4	269	H Columbia	2	1	274	H Bryant	2	0	281	H N.C. Central	10	0
				5	H James Madison	0	1	269	H Columbia	4	2	281	H N.C. Central	10	0				

Non-Div. I Games:

UNCW

RPI	S	Opponent	Score	
281	H	N.C. Central	4	2

UNCW

U
N
C
W

U
N
C
W

Average RPI Win: 190		WON-LOST RECORD		WINNING PCT. RANK		LAST 10 GAMES		STRENGTH OF SCHEDULE		OPP. STRENGTH OF SCHEDULE		TEAM RPI		ADJ RPI		CONF. RPI		ADJ CONF. RPI	
DIV. I ONLY		18-21-0		.46154 168		1-9-0		69		167		117		.51015 118		7		7	
DIV. I NON-CONF.		18-15-0		.54545 116		1-3-0		130		210		117		.50944 117		7		6	
TOTALS		RPI 1-25		RPI 26-50		W-L RECORDS		RPI 51-100		RPI 101-150		RPI 150+							
18-21-0		0-4-0		0-5-0		OVERALL		1-5-0		5-5-0		12-2-0							
4-7-0		0-3-0		0-0-0		HOME		0-2-0		1-1-0		3-1-0							
1-8-0		0-1-0		0-3-0		AWAY		1-1-0		0-3-0		0-0-0							
13-6-0		0-0-0		0-2-0		NEUTRAL		0-2-0		4-1-0		9-1-0							
18-15-0		0-1-0		0-2-0		NON-CONFERENCE		1-5-0		5-5-0		12-2-0							
4-4-0		0-0-0		0-0-0		HOME		0-2-0		1-1-0		3-1-0							
1-5-0		0-1-0		0-0-		AWAY		1-1-0		0-3-0		0-0-0							
13-6-0		0-0-0		0-2-0		NEUTRAL		0-2-0		4-1-0		9-1-0							
0-6-0		0-3-0		0-3-0		CONFERENCE		0-0-0		0-0-0		0-0-0							
0-3-0		0-3-0		0-0-0		HOME		0-0-0		0-0-0		0-0-0							
0-3-0		0-0-0		0-3-0		AWAY		0-0-0		0-0-0		0-0-0							
0-0-0		0-0-0		0-0-0		NEUTRAL		0-0-0		0-0-0		0-0-0							
RPI	S	Opponent		Score		RPI	S	Opponent		Score		RPI	S	Opponent		Score			
20	H	South Fla.		1 3		28	N	Notre Dame		0 8		62	N	New Mexico St.		3 7			
20	H	South Fla.		0 8		29	A	Tulsa		0 8		73	N	Nevada		1 2			
20	H	South Fla.		3 11		29	A	Tulsa		3 12		80	A	FIU		3 7			
24	A	Arizona St.		1 9		29	A	Tulsa		3 11		81	A	North Carolina St.		7 4			
						43	N	Illinois		0 11		94	H	Longwood		2 6			
												94	H	Longwood		2 8			

Non-Div. I Games:

East Carolina

Average RPI Win:		213	WON-LOST RECORD		WINNING PCT. RANK		LAST 10 GAMES		STRENGTH OF SCHEDULE		OPP. STRENGTH OF SCHEDULE		TEAM RPI		ADJ RPI		CONF. RPI		ADJ CONF. RPI	
DIV. I ONLY			13-13-1		.5 144		6-3-1		91		219		121		.5084 120		22		22	
DIV. I NON-CONF.			11-12-0		.47826 162		4-2-0		61		240		114		.51002 114		22		22	
TOTALS		RPI 1-25		RPI 26-50		W-L RECORDS		RPI 51-100		RPI 101-150		RPI 150+								
13-13-1		0-2-0		0-1-0		OVERALL		0-4-0		1-5-1		12-1-0								
5-2-1		0-0-0		0-0-0		HOME		0-0-0		1-2-1		4-0-0								
1-9-0		0-1-0		0-1-0		AWAY		0-4-0		0-2-0		1-1-0								
7-2-0		0-1-0		0-0-0		NEUTRAL		0-0-0		0-1-0		7-0-0								
11-12-0		0-2-0		0-1-0		NON-CONFERENCE		0-4-0		0-4-0		11-1-0								
4-1-0		0-0-0		0-0-0		HOME		0-0-0		0-1-0		4-0-0								
0-9-0		0-1-0		0-0-		AWAY		0-4-0		0-2-0		0-1-0								
7-2-0		0-1-0		0-0-0		NEUTRAL		0-0-0		0-1-0		7-0-0								
2-1-1		0-0-0		0-0-0		CONFERENCE		0-0-0		1-1-1		1-0-0								
1-1-1		0-0-0		0-0-0		HOME		0-0-0		1-1-1		0-0-0								
1-0-0		0-0-0		0-0-0		AWAY		0-0-0		0-0-0		1-0-0								
0-0-0		0-0-0		0-0-0		NEUTRAL		0-0-0		0-0-0		0-0-0								
RPI	S	Opponent		Score		RPI	S	Opponent		Score		RPI	S	Opponent		Score				
1	N	Michigan		0	7	47	A	Louisville		2	14	58	A	Troy		2	3			
19	A	Tennessee		1	3							58	A	Troy		3	7			
												74	A	Eastern Ky.		0	4			
												74	A	Eastern Ky.		2	5			
												126	H	Saint Joseph's		1	0			
												126	H	Saint Joseph's		1	1			
												126	H	Saint Joseph's		3	4			
												148	A	Wright St.		0	8			
												148	H	Wright St.		0	2			
												148	N	Wright St.		2	5			
												149	A	Miami (OH)		2	7			
												158	A	Chattanooga		0	1			
												189	N	Mercer		8	3			
												190	N	UT Martin		5	4			
												193	H	Akron		1	0			
												193	H	Akron		5	0			
												209	H	Morehead St.		4	3			
												209	H	Morehead St.		1	0			
												214	N	Missouri St.		3	1			
												234	N	Detroit		8	0			
												238	N	IUPUI		4	3			
												250	N	Austin Peay		1	0			
												257	A	Rhode Island		12	5			
												268	N	IPFW		8	1			
LAST 10 GAMES																				
						257	A	Rhode Island		12	5	126	H	Saint Joseph's		3	4			
						209	H	Morehead St.		4	3	148	A	Wright St.		0	8			
						209	H	Morehead St.		1	0	148	H	Wright St.		0	2			
						126	H	Saint Joseph's		1	0	193	H	Akron		5	0			
						126	H	Saint Joseph's		1	1	193	H	Akron		1	0			

Non-Div. I Games:

Dayton

Average RPI Win:	172	WON-LOST	WINNING	LAST 10	STRENGTH OF	OPP. STRENGTH	TEAM	ADJ	CONF.	ADJ CONF.	
Average RPI Loss:	103	RECORD	PCT. RANK	GAMES	SCHEDULE	OF SCHEDULE	RPI	RPI	RPI	RPI	
DIV. I ONLY	23-12-0	.65714	50	7-3-0	253	56	123	.50782	121	5	5
DIV. I NON-CONF.	18-5-0	.78261	26	2-0-0	272	171	98	.52199	98	5	5
<hr/>											
TOTALS	RPI 1-25	RPI 26-50		W-L RECORDS		RPI 51-100		RPI 101-150		RPI 150+	
23-12-0	0-0-0	2-4-0		OVERALL		3-2-0		4-4-0		14-2-0	
7-3-0	0-0-0	2-1-0		HOME		0-0-0		1-2-0		4-0-0	
5-6-0	0-0-0	0-3-0		AWAY		2-1-0		1-1-0		2-1-0	
11-3-0	0-0-0	0-0-0		NEUTRAL		1-1-0		2-1-0		8-1-0	
<hr/>											
18-5-0	0-0-0	0-0-0		NON-CONFERENCE		1-1-0		3-2-0		14-2-0	
4-0-0	0-0-0	0-0-0		HOME		0-0-0		0-0-0		4-0-0	
3-2-0	0-0-0	0-0-		AWAY		0-0-0		1-1-0		2-1-0	
11-3-0	0-0-0	0-0-0		NEUTRAL		1-1-0		2-1-0		8-1-0	
<hr/>											
5-7-0	0-0-0	2-4-0		CONFERENCE		2-1-0		1-2-0		0-0-0	
3-3-0	0-0-0	2-1-0		HOME		0-0-0		1-2-0		0-0-0	
2-4-0	0-0-0	0-3-0		AWAY		2-1-0		0-0-0		0-0-0	
0-0-0	0-0-0	0-0-0		NEUTRAL		0-0-0		0-0-0		0-0-0	
<hr/>											
RPI S	Opponent	Score	RPI S	Opponent	Score	RPI S	Opponent	Score	RPI S	Opponent	Score
			42 H North Carolina	3	13	51 N Grand Canyon	11	3	103 A Jacksonville	0	1
			42 H North Carolina	7	3	81 A North Carolina St.	3	0	105 N Southern Ill.	8	0
			42 H North Carolina	11	3	81 A North Carolina St.	2	1	107 A Stetson	8	0
			45 A Virginia Tech	0	8	81 A North Carolina St.	5	6	126 N Saint Joseph's	4	2
			45 A Virginia Tech	7	10	97 N Penn St.	2	7	136 H Virginia	5	8
			45 A Virginia Tech	9	12			136 H Virginia	2	4	
							136 H Virginia	11	3		
							143 N Radford	3	4		
							153 N Central Mich.	2	0		
							153 N Central Mich.	3	4		
							186 N Providence	13	0		
							186 N Providence	11	4		
							189 A Mercer	19	1		
							208 A San Diego	8	6		
				208 A San Diego	5	6					
						226 N Portland St.	1	0			
						249 N Georgetown	14	3			
						249 N Georgetown	21	6			
						253 H St. Bonaventure	9	1			
						253 H St. Bonaventure	8	0			
						253 H St. Bonaventure	10	0			
						253 H St. Bonaventure	7	3			
						258 N Utah Valley	4	3			
						271 N Colgate	7	4			
			<hr/>								
			LAST 10 GAMES								
			81 A North Carolina St.	3	0	136 H Virginia	11	3			
			81 A North Carolina St.	5	6	136 H Virginia	2	4			
			81 A North Carolina St.	2	1	136 H Virginia	5	8			
			253 H St. Bonaventure	8	0	42 H North Carolina	11	3			
			253 H St. Bonaventure	7	3	42 H North Carolina	7	3			

Non-Div. I Games:

Pittsburgh

Average RPI Win: 195		WON-LOST RECORD		WINNING PCT. RANK		LAST 10 GAMES		STRENGTH OF SCHEDULE		OPP. STRENGTH OF SCHEDULE		TEAM RPI		ADJ RPI		CONF. RPI		ADJ CONF. RPI	
DIV. I ONLY		22-12-0		.64706 55		8-2-0		216		169		116		.50745 122		14		15	
DIV. I NON-CONF.		11-10-0		.52381 130		0-1-0		219		248		177		.47335 178		15		15	
TOTALS		RPI 1-25		RPI 26-50		W-L RECORDS		RPI 51-100		RPI 101-150		RPI 150+							
22-12-0		0-2-0		0-0-0		OVERALL		3-3-0		2-1-0		17-6-0							
7-1-0		0-0-0		0-0-0		HOME		3-0-0		0-0-0		4-1-0							
5-5-0		0-1-0		0-0-0		AWAY		0-2-0		1-1-0		4-1-0							
10-6-0		0-1-0		0-0-0		NEUTRAL		0-1-0		1-0-0		9-4-0							
11-10-0		0-2-0		0-0-0		NON-CONFERENCE		0-3-0		1-0-0		10-5-0							
2-0-0		0-0-0		0-0-0		HOME		0-0-0		0-0-0		2-0-0							
1-4-0		0-1-0		0-0-		AWAY		0-2-0		0-0-0		1-1-0							
8-6-0		0-1-0		0-0-0		NEUTRAL		0-1-0		1-0-0		7-4-0							
11-2-0		0-0-0		0-0-0		CONFERENCE		3-0-0		1-1-0		7-1-0							
5-1-0		0-0-0		0-0-0		HOME		3-0-0		0-0-0		2-1-0							
4-1-0		0-0-0		0-0-0		AWAY		0-0-0		1-1-0		3-0-0							
2-0-0		0-0-0		0-0-0		NEUTRAL		0-0-0		0-0-0		2-0-0							
RPI S	Opponent	Score		RPI S	Opponent	Score		RPI S	Opponent	Score		RPI S	Opponent	Score					
10 N	Baylor	0	1					76 N	Southern Miss.	1	5	105 N	Southern Ill.	2	0				
14 A	LSU	0	2					88 A	North Texas	2	3	113 A	SFA	5	3				
								88 A	North Texas	1	2	113 A	SFA	1	6				
								99 H	Central Ark.	5	0	155 H	Sam Houston St.	0	2				
								99 H	Central Ark.	2	1	155 H	Sam Houston St.	9	1				
								99 H	Central Ark.	3	2	155 H	Sam Houston St.	5	3				
												157 N	Middle Tenn.	1	7				
												157 N	Middle Tenn.	7	2				
												164 N	Memphis	1	4				
												190 N	UT Martin	0	3				
												190 N	UT Martin	10	3				
												197 A	A&M-Corpus Christi	4	0				
												197 A	A&M-Corpus Christi	1	0				
												197 A	A&M-Corpus Christi	5	3				
												206 N	Houston Baptist	3	0				
												206 N	Houston Baptist	9	3				
												245 A	Alabama St.	2	6				
												245 A	Alabama St.	12	2				
												251 N	Buffalo	3	1				
												254 N	Tennessee St.	13	4				
												259 N	UMBC	5	6				
												267 N	Mississippi Val.	6	0				
												267 N	Mississippi Val.	11	0				
												268 N	IPFW	3	2				
												283 H	Jackson St.	7	4				
												283 H	Jackson St.	6	4				
LAST 10 GAMES																			
				99 H	Central Ark.	3	2	197 A	A&M-Corpus Christi	5	3	267 N	Mississippi Val.	11	0				
				99 H	Central Ark.	2	1	14 A	LSU	0	2	268 N	IPFW	3	2				
				99 H	Central Ark.	5	0	155 H	Sam Houston St.	5	3	283 H	Jackson St.	7	4				
				197 A	A&M-Corpus Christi	1	0	155 H	Sam Houston St.	9	1	283 H	Jackson St.	6	4				
				197 A	A&M-Corpus Christi	4	0	155 H	Sam Houston St.	0	2								

Non-Div. I Games:

Nicholls St.

Average RPI Win: 193		WON-LOST RECORD		WINNING PCT. RANK		LAST 10 GAMES		STRENGTH OF SCHEDULE		OPP. STRENGTH OF SCHEDULE		TEAM RPI		ADJ RPI		CONF. RPI		ADJ CONF. RPI	
DIV. I ONLY		17-20-0		.45946 169		5-5-0		72		209		124		.50684 123		18		18	
DIV. I NON-CONF.		12-16-0		.42857 186		0-2-0		90		169		134		.49605 133		18		18	
TOTALS		RPI 1-25		RPI 26-50		W-L RECORDS		RPI 51-100		RPI 101-150		RPI 150+							
17-20-0		0-4-0		0-0-0		OVERALL		3-8-0		2-4-0		12-4-0							
12-11-0		0-1-0		0-0-0		HOME		3-5-0		2-2-0		7-3-0							
2-5-0		0-2-0		0-0-0		AWAY		0-2-0		0-0-0		2-1-0							
3-4-0		0-1-0		0-0-0		NEUTRAL		0-1-0		0-2-0		3-0-0							
12-16-0		0-4-0		0-0-0		NON-CONFERENCE		1-7-0		1-2-0		10-3-0							
9-8-0		0-1-0		0-0-0		HOME		1-4-0		1-0-0		7-3-0							
0-4-0		0-2-0		0-0-		AWAY		0-2-0		0-0-0		0-0-0							
3-4-0		0-1-0		0-0-0		NEUTRAL		0-1-0		0-2-0		3-0-0							
5-4-0		0-0-0		0-0-0		CONFERENCE		2-1-0		1-2-0		2-1-0							
3-3-0		0-0-0		0-0-0		HOME		2-1-0		1-2-0		0-0-0							
2-1-0		0-0-0		0-0-0		AWAY		0-0-0		0-0-0		2-1-0							
0-0-0		0-0-0		0-0-0		NEUTRAL		0-0-0		0-0-0		0-0-0							
RPI	S	Opponent		Score		RPI	S	Opponent		Score		RPI	S	Opponent		Score			
15	A	UCLA		0	9			59	H	UT Arlington		3	4	108	H	Towson		5	4
17	H	Georgia		1	8			66	H	Western Caro.		5	4	114	N	UC Santa Barbara		2	5
17	N	Georgia		1	9			66	H	Western Caro.		5	6	114	N	UC Santa Barbara		0	9
21	A	South Carolina		1	2			68	H	Col. of Charleston		1	6	143	H	Radford		1	4
								70	A	CSUN		3	4	143	H	Radford		8	5
								70	A	CSUN		3	7	143	H	Radford		1	3
								72	H	Syracuse		1	3	158	N	Chattanooga		4	3
								94	H	Longwood		5	4	181	H	Boston U.		6	3
								94	H	Longwood		2	4	182	N	UC Davis		5	4
								94	H	Longwood		9	5	191	H	Delaware St.		4	7
								96	N	Michigan St.		5	7	191	H	Delaware St.		4	3
														219	H	Savannah St.		1	3
														219	H	Savannah St.		5	8
														233	A	Gardner-Webb		2	4
														233	A	Gardner-Webb		9	4
														233	A	Gardner-Webb		6	0
														266	H	N.C. A&T		3	1
														266	H	N.C. A&T		10	2
														268	H	IPFW		3	2
														268	H	IPFW		9	4
														269	H	Columbia		10	9
														269	N	Columbia		8	1
LAST 10 GAMES																			
				233	A	Gardner-Webb		9	4	94	H	Longwood		5	4				
				233	A	Gardner-Webb		2	4	94	H	Longwood		2	4				
				233	A	Gardner-Webb		6	0	21	A	South Carolina		1	2				
				68	H	Col. of Charleston		1	6	143	H	Radford		8	5				
				94	H	Longwood		9	5	143	H	Radford		1	4				

Non-Div. I Games:

Charleston So.

FGCU		Average RPI Win:	182	WON-LOST RECORD	WINNING PCT. RANK	LAST 10 GAMES	STRENGTH OF SCHEDULE	OPP. STRENGTH OF SCHEDULE	TEAM RPI	ADJ RPI	CONF. RPI	ADJ CONF. RPI
DIV. I ONLY				19-19-0	.5 144	4-6-0	117	155	125	.50542 124	11	12
DIV. I NON-CONF.				16-16-0	.5 141	1-3-0	171	166	140	.49273 138	11	12
TOTALS		RPI 1-25		RPI 26-50		W-L RECORDS		RPI 51-100		RPI 101-150		RPI 150+
19-19-0		0-1-0		0-3-0		OVERALL		3-7-0		4-4-0		12-4-0
13-12-0		0-0-0		0-1-0		HOME		0-6-0		3-2-0		10-3-0
3-5-0		0-0-0		0-2-0		AWAY		2-1-0		1-2-0		0-0-0
3-2-0		0-1-0		0-0-0		NEUTRAL		1-0-0		0-0-0		2-1-0
16-16-0		0-1-0		0-3-0		NON-CONFERENCE		1-6-0		3-2-0		12-4-0
13-12-0		0-0-0		0-1-0		HOME		0-6-0		3-2-0		10-3-0
0-2-0		0-0-0		0-0-0		AWAY		0-0-0		0-0-0		0-0-0
3-2-0		0-1-0		0-0-0		NEUTRAL		1-0-0		0-0-0		2-1-0
3-3-0		0-0-0		0-0-0		CONFERENCE		2-1-0		1-2-0		0-0-0
0-0-0		0-0-0		0-0-0		HOME		0-0-0		0-0-0		0-0-0
3-3-0		0-0-0		0-0-0		AWAY		2-1-0		1-2-0		0-0-0
0-0-0		0-0-0		0-0-0		NEUTRAL		0-0-0		0-0-0		0-0-0
RPI S	Opponent	Score	RPI S	Opponent	Score	RPI S	Opponent	Score	RPI S	Opponent	Score	
25 N	Utah	0 7	26 A	UCF	0 8	54 H	Kent St.	1 8	101 A	Lipscomb	9 2	
			26 A	UCF	3 5	60 N	Lehigh	2 0	101 A	Lipscomb	0 9	
			28 H	Notre Dame	1 6	65 A	USC Upstate	4 5	101 A	Lipscomb	1 6	
						65 A	USC Upstate	3 0	105 H	Southern Ill.	6 5	
						65 A	USC Upstate	10 2	106 H	Ball St.	9 3	
						69 H	Purdue	2 9	106 H	Ball St.	2 3	
						69 H	Purdue	1 5	141 H	Iowa St.	5 4	
						69 H	Purdue	0 9	141 H	Iowa St.	3 8	
						82 H	Hofstra	7 8	153 N	Central Mich.	2 3	
						96 H	Michigan St.	1 2	153 N	Central Mich.	2 1	
									157 H	Middle Tenn.	2 4	
									164 H	Memphis	0 6	
									174 H	Ill.-Chicago	4 3	
									192 N	Indiana St.	5 1	
									205 H	Saint Louis	5 4	
									207 H	Stony Brook	12 11	
									220 H	Green Bay	10 2	
									220 H	Green Bay	1 7	
									277 H	Oakland	7 0	
									277 H	Oakland	9 1	
									277 H	Oakland	7 3	
									280 H	Sacred Heart	8 0	
									280 H	Sacred Heart	7 6	
									280 H	Sacred Heart	1 0	
LAST 10 GAMES						65 A	USC Upstate	10 2				
			101 A	Lipscomb	1 6	141 H	Iowa St.	5 4				
			101 A	Lipscomb	9 2	69 H	Purdue	2 9				
			101 A	Lipscomb	0 9	141 H	Iowa St.	3 8				
			65 A	USC Upstate	4 5	69 H	Purdue	0 9				
			65 A	USC Upstate	3 0							

Non-Div. I Games:

FGCU

Average RPI Win: 213		WON-LOST RECORD		WINNING PCT. RANK		LAST 10 GAMES		STRENGTH OF SCHEDULE		OPP. STRENGTH OF SCHEDULE		TEAM RPI		ADJ RPI		CONF. RPI		ADJ CONF. RPI					
DIV. I ONLY		19-15-0		.55882 108		6-4-0		151		181		122		.50542 124		8		9					
DIV. I NON-CONF.		14-14-0		.5 141		1-3-0		197		175		161		.48183 164		10		10					
TOTALS		RPI 1-25		RPI 26-50		W-L RECORDS		RPI 51-100		RPI 101-150		RPI 150+											
19-15-0		0-4-0		0-2-0		OVERALL		2-4-0		2-1-0		15-4-0											
15-3-0		0-0-0		0-1-0		HOME		2-1-0		1-0-0		12-1-0											
0-5-0		0-2-0		0-0-0		AWAY		0-2-0		0-0-0		0-1-0											
4-7-0		0-2-0		0-1-0		NEUTRAL		0-1-0		1-1-0		3-2-0											
14-14-0		0-4-0		0-2-0		NON-CONFERENCE		0-3-0		2-1-0		12-4-0											
10-2-0		0-0-0		0-1-0		HOME		0-0-0		1-0-0		9-1-0											
0-5-0		0-2-0		0-0-		AWAY		0-2-0		0-0-0		0-1-0											
4-7-0		0-2-0		0-1-0		NEUTRAL		0-1-0		1-1-0		3-2-0											
5-1-0		0-0-0		0-0-0		CONFERENCE		2-1-0		0-0-0		3-0-0											
5-1-0		0-0-0		0-0-0		HOME		2-1-0		0-0-0		3-0-0											
0-0-0		0-0-0		0-0-0		AWAY		0-0-0		0-0-0		0-0-0											
0-0-0		0-0-0		0-0-0		NEUTRAL		0-0-0		0-0-0		0-0-0											
RPI	S	Opponent		Score		RPI	S	Opponent		Score		RPI	S	Opponent		Score							
2	N	Florida		1	3	42	H	North Carolina		6	12	65	A	USC Upstate		6	9	113	N	SFA	4	3	
9	N	Missouri		2	9	50	N	Northern Ill.		9	13	68	H	Col. of Charleston		1	2	115	H	Charlotte	6	5	
17	A	Georgia		0	9							68	H	Col. of Charleston		5	1	146	N	SIUE	1	7	
17	A	Georgia		2	10							68	H	Col. of Charleston		4	3	151	N	Presbyterian	1	5	
												79	N	Jacksonville St.		6	7	163	N	Omaha	0	2	
												85	A	UNCG		1	3	166	N	Winthrop	17	3	
																		166	N	Winthrop	15	0	
																		215	A	Campbell	0	3	
																		222	H	George Washington	3	2	
																		228	H	Central Conn. St.	1	0	
																		235	H	Drexel	8	4	
																		235	H	Drexel	9	2	
																		235	H	Drexel	15	7	
																		239	N	Valparaiso	10	5	
																		266	H	N.C. A&T	1	4	
																		266	H	N.C. A&T	14	4	
																		277	H	Oakland	8	0	
																		284	H	Niagara	8	0	
																		284	H	Niagara	7	2	
																		285	H	Fairleigh Dickinson	6	0	
																		285	H	Fairleigh Dickinson	5	1	
																		285	H	Fairleigh Dickinson	9	4	
LAST 10 GAMES																							
						68	H	Col. of Charleston		1	2	235	H	Drexel		15	7						
						68	H	Col. of Charleston		5	1	85	A	UNCG		1	3						
						68	H	Col. of Charleston		4	3	215	A	Campbell		0	3						
						235	H	Drexel		9	2	222	H	George Washington		3	2						
						235	H	Drexel		8	4	50	N	Northern Ill.		9	13						

Non-Div. I Games:

Elon

Average RPI Win:	155	WON-LOST	WINNING	LAST 10	STRENGTH OF	OPP. STRENGTH	TEAM	ADJ	CONF.	ADJ CONF.	
Average RPI Loss:	120	RECORD	PCT. RANK	GAMES	SCHEDULE	OF SCHEDULE	RPI	RPI	RPI	RPI	
DIV. I ONLY	11-14-1	.44231	182	3-6-1	85	165	131	.50325	126	22	22
DIV. I NON-CONF.	10-10-0	.5	141	2-2-0	78	197	104	.51747	104	22	22
<hr/>											
TOTALS	RPI 1-25	RPI 26-50		W-L RECORDS		RPI 51-100		RPI 101-150		RPI 150+	
11-14-1	0-1-0	0-0-0		OVERALL		4-5-0		1-3-1		6-5-0	
3-5-0	0-0-0	0-0-0		HOME		3-4-0		0-0-0		0-1-0	
3-3-1	0-1-0	0-0-0		AWAY		1-0-0		1-2-1		1-0-0	
5-6-0	0-0-0	0-0-0		NEUTRAL		0-1-0		0-1-0		5-4-0	
10-10-0	0-1-0	0-0-0		NON-CONFERENCE		4-2-0		0-2-0		6-5-0	
3-2-0	0-0-0	0-0-0		HOME		3-1-0		0-0-0		0-1-0	
2-2-0	0-1-0	0-0-		AWAY		1-0-0		0-1-0		1-0-0	
5-6-0	0-0-0	0-0-0		NEUTRAL		0-1-0		0-1-0		5-4-0	
1-4-1	0-0-0	0-0-0		CONFERENCE		0-3-0		1-1-1		0-0-0	
0-3-0	0-0-0	0-0-0		HOME		0-3-0		0-0-0		0-0-0	
1-1-1	0-0-0	0-0-0		AWAY		0-0-0		1-1-1		0-0-0	
0-0-0	0-0-0	0-0-0		NEUTRAL		0-0-0		0-0-0		0-0-0	
RPI	S	Opponent	Score	RPI	S	Opponent	Score	RPI	S	Opponent	Score
5	A	James Madison	1 2					51	N	Grand Canyon	3 4
								60	H	Lehigh	3 7
								60	H	Lehigh	9 6
								61	A	San Diego St.	3 1
								91	H	Fordham	2 10
								91	H	Fordham	0 6
								91	H	Fordham	4 12
								100	H	Delaware	5 3
								100	H	Delaware	7 2

Non-Div. I Games:

Saint Joseph's

Average RPI Win:		205	WON-LOST RECORD		WINNING PCT. RANK	LAST 10 GAMES		STRENGTH OF SCHEDULE		OPP. STRENGTH OF SCHEDULE	TEAM RPI	ADJ RPI	CONF. RPI	ADJ CONF. RPI					
Average RPI Loss:		103																	
DIV. I ONLY			23-12-1		.65278	53	4-5-1	236		168	126	.50324	127	9	8				
DIV. I NON-CONF.			23-9-1		.71212	43	4-2-1	269		185	121	.50451	123	8	8				
TOTALS		RPI 1-25		RPI 26-50		W-L RECORDS		RPI 51-100		RPI 101-150		RPI 150+							
23-12-1	0-1-0			0-3-0	OVERALL		1-3-0		5-1-0		17-4-1								
17-3-1	0-0-0			0-0-0	HOME		0-0-0		2-0-0		15-3-1								
0-4-0	0-1-0			0-3-0	AWAY		0-0-0		0-0-0		0-0-0								
6-5-0	0-0-0			0-0-0	NEUTRAL		1-3-0		3-1-0		2-1-0								
23-9-1	0-1-0			0-0-0	NON-CONFERENCE		1-3-0		5-1-0		17-4-1								
17-3-1	0-0-0			0-0-0	HOME		0-0-0		2-0-0		15-3-1								
0-1-0	0-1-0			0-0-	AWAY		0-0-0		0-0-0		0-0-0								
6-5-0	0-0-0			0-0-0	NEUTRAL		1-3-0		3-1-0		2-1-0								
0-3-0	0-0-0			0-3-0	CONFERENCE		0-0-0		0-0-0		0-0-0								
0-0-0	0-0-0			0-0-0	HOME		0-0-0		0-0-0		0-0-0								
0-3-0	0-0-0			0-3-0	AWAY		0-0-0		0-0-0		0-0-0								
0-0-0	0-0-0			0-0-0	NEUTRAL		0-0-0		0-0-0		0-0-0								
RPI	S	Opponent		Score	RPI	S	Opponent		Score	RPI	S	Opponent		Score					
23	A	Fresno St.		3 4	32	A	Cal St. Fullerton		1 2	52	N	Northwestern		3 15					
					32	A	Cal St. Fullerton		2 12	53	N	Kansas		4 5					
					32	A	Cal St. Fullerton		1 9	53	N	Kansas		5 4					
										71	N	Wisconsin		1 9					
													118	N	East Carolina	2 6			
													130	H	Loyola Marymount	5 2			
													135	N	Sacramento St.	7 4			
													135	N	Sacramento St.	8 0			
													140	N	Creighton	5 2			
													146	H	Army West Point	11 3			
													151	H	UNLV	4 3			
													167	H	St. Mary's (CA)	5 5			
													167	H	St. Mary's (CA)	1 4			
													181	H	Boston U.	1 4			
													198	H	Utah St.	4 1			
													208	H	San Diego	7 6			
													208	H	San Diego	8 7			
													210	N	Idaho St.	2 4			
													224	N	Seattle	4 1			
													227	H	Yale	8 1			
													227	H	Yale	8 0			
													227	N	Yale	5 3			
													229	H	Toledo	3 2			
													229	H	Toledo	5 3			
													232	H	Southern Utah	6 4			
													252	H	North Dakota	4 2			
													252	H	North Dakota	7 5			
													263	H	Canisius	1 4			
													263	H	Canisius	6 1			
													279	H	Santa Clara	7 6			
													279	H	Santa Clara	8 0			
LAST 10 GAMES																			
					32	A	Cal St. Fullerton		2 12	151	H	UNLV		4 3	252	H	North Dakota	7 5	
					32	A	Cal St. Fullerton		1 9	130	H	Loyola Marymount		5 2	263	H	Canisius	1 4	
					32	A	Cal St. Fullerton		1 2	227	N	Yale		5 3	263	H	Canisius	6 1	
					167	H	St. Mary's (CA)		1 4	210	N	Idaho St.		2 4	279	H	Santa Clara	7 6	
					167	H	St. Mary's (CA)		5 5	227	H	Yale		8 0	279	H	Santa Clara	8 0	

Non-Div. I Games:

UC Riverside

RPI	S	Opponent	Score	
288	H	Saint Peter's	11	1

UC Riverside

U
C
R
i
v
e
r
s
i
d
e

U
C
R
i
v
e
r
s
i
d
e

Hawaii

Average RPI Win: 160		WON-LOST	WINNING	LAST 10	STRENGTH OF		OPP. STRENGTH	TEAM	ADJ	CONF.	ADJ CONF.
Average RPI Loss: 87		RECORD	PCT. RANK	GAMES	SCHEDULE		OF SCHEDULE	RPI	RPI	RPI	RPI
DIV. I ONLY		17-19-0	.47222	163	5-5-0		152	60	139	.50179	128
DIV. I NON-CONF.		16-17-0	.48485	154	4-3-0		140	52	124	.50972	115
TOTALS		RPI 1-25	RPI 26-50		W-L RECORDS		RPI 51-100		RPI 101-150		RPI 150+
17-19-0	0-3-0	4-7-0		OVERALL		0-1-0		0-2-0		13-6-0	
14-13-0	0-2-0	3-5-0		HOME		0-0-0		0-2-0		11-4-0	
1-2-0	0-0-0	0-0-0		AWAY		0-0-0		0-0-0		1-2-0	
2-4-0	0-1-0	1-2-0		NEUTRAL		0-1-0		0-0-0		1-0-0	
16-17-0	0-3-0	4-7-0		NON-CONFERENCE		0-1-0		0-2-0		12-4-0	
14-13-0	0-2-0	3-5-0		HOME		0-0-0		0-2-0		11-4-0	
0-0-0	0-0-0	0-0-0		AWAY		0-0-0		0-0-0		0-0-0	
2-4-0	0-1-0	1-2-0		NEUTRAL		0-1-0		0-0-0		1-0-0	
1-2-0	0-0-0	0-0-0		CONFERENCE		0-0-0		0-0-0		1-2-0	
0-0-0	0-0-0	0-0-0		HOME		0-0-0		0-0-0		0-0-0	
1-2-0	0-0-0	0-0-0		AWAY		0-0-0		0-0-0		1-2-0	
0-0-0	0-0-0	0-0-0		NEUTRAL		0-0-0		0-0-0		0-0-0	
RPI S	Opponent	Score		RPI S	Opponent	Score		RPI S	Opponent	Score	
10 H	Baylor	2	3	27 N	Oregon St.	1	11	51 N	Grand Canyon	3	8
10 H	Baylor	0	3	33 H	Ole Miss	3	0	110 H	Stanford	4	13
25 N	Utah	0	9	33 H	Ole Miss	5	6	110 H	Stanford	6	14
				36 H	Texas	2	5	154 H	UMKC	1	4
				36 H	Texas	3	2	154 H	UMKC	5	0
				36 H	Texas	2	3	154 H	UMKC	1	0
				38 H	California	2	3	162 H	Coastal Caro.	4	14
				39 N	BYU	1	9	162 H	Coastal Caro.	8	4
				48 H	North Dakota St.	1	4	162 H	Coastal Caro.	3	2
				48 H	North Dakota St.	7	6	167 H	St. Mary's (CA)	2	0
				49 N	Wichita St.	6	2	169 H	Iowa	5	4
								169 H	Iowa	4	3
								169 H	Iowa	0	4
								182 A	UC Davis	0	1
								182 A	UC Davis	0	3
								182 A	UC Davis	4	1
								226 H	Portland St.	10	1
								226 H	Portland St.	0	1
								232 N	Southern Utah	5	1
								258 H	Utah Valley	4	3
								258 H	Utah Valley	9	2
								258 H	Utah Valley	6	4
				LAST 10 GAMES							
				182 A	UC Davis	0	1	36 H	Texas	3	2
				182 A	UC Davis	0	3	169 H	Iowa	5	4
				182 A	UC Davis	4	1	36 H	Texas	2	5
				36 H	Texas	2	3	169 H	Iowa	4	3
				169 H	Iowa	0	4	48 H	North Dakota St.	7	6

Non-Div. I Games:

Hawaii

Average RPI Win:		182	WON-LOST RECORD		WINNING PCT. RANK		LAST 10 GAMES		STRENGTH OF SCHEDULE		OPP. STRENGTH OF SCHEDULE		TEAM RPI		ADJ RPI		CONF. RPI		ADJ CONF. RPI		
DIV. I ONLY				13-20-0	.39394	211	7-3-0		62		71		127		.50142		129	20		20	
DIV. I NON-CONF.				8-20-0	.28571	235	2-3-0		37		54		158		.48478		156	20		20	
TOTALS		RPI 1-25		RPI 26-50		W-L RECORDS		RPI 51-100		RPI 101-150		RPI 150+									
13-20-0		0-6-0		0-5-0		OVERALL		1-5-0		4-0-0		8-4-0									
5-0-0		0-0-0		0-0-0		HOME		0-0-0		3-0-0		2-0-0									
2-4-0		0-1-0		0-0-0		AWAY		0-1-0		0-0-0		2-2-0									
6-16-0		0-5-0		0-5-0		NEUTRAL		1-4-0		1-0-0		4-2-0									
8-20-0		0-6-0		0-5-0		NON-CONFERENCE		1-5-0		1-0-0		6-4-0									
0-0-0		0-0-0		0-0-0		HOME		0-0-0		0-0-0		2-0-0									
2-4-0		0-1-0		0-0-		AWAY		0-1-0		0-0-0		2-2-0									
6-16-0		0-5-0		0-5-0		NEUTRAL		1-4-0		1-0-0		4-2-0									
5-0-0		0-0-0		0-0-0		CONFERENCE		0-0-0		3-0-0		2-0-0									
5-0-0		0-0-0		0-0-0		HOME		0-0-0		3-0-0		2-0-0									
0-0-0		0-0-0		0-0-0		AWAY		0-0-0		0-0-0		0-0-0									
0-0-0		0-0-0		0-0-0		NEUTRAL		0-0-0		0-0-0		0-0-0									
RPI	S	Opponent		Score		RPI	S	Opponent		Score		RPI	S	Opponent		Score					
4	A	Alabama		4	12	34	N	Nebraska		5	7	51	N	Grand Canyon		1	3				
4	N	Alabama		6	14	41	N	Oklahoma St.		0	3	57	A	Texas St.		3	4				
5	N	James Madison		1	8	41	N	Oklahoma St.		2	7	83	N	Northwestern St.		1	0				
8	N	Auburn		0	18	48	N	North Dakota St.		0	18	83	N	Northwestern St.		1	5				
12	N	Oklahoma		1	6	48	N	North Dakota St.		2	3	91	N	Fordham		5	6				
19	N	Tennessee		4	16							92	N	New Mexico		6	8				
								LAST 10 GAMES													
						249	H	Georgetown		11	5	202	A	Eastern Ill.		1	3				
						249	H	Georgetown		11	2	202	A	Eastern Ill.		5	3				
						139	H	Villanova		13	3	205	A	Saint Louis		6	4				
						139	H	Villanova		3	0	34	N	Nebraska		5	7				
						139	H	Villanova		9	1	4	N	Alabama		6	14				

Non-Div. I Games:

DePaul

Average RPI Win: 196		WON-LOST RECORD		WINNING PCT. RANK		LAST 10 GAMES		STRENGTH OF SCHEDULE		OPP. STRENGTH OF SCHEDULE		TEAM RPI		ADJ RPI		CONF. RPI		ADJ CONF. RPI	
DIV. I ONLY		22-16-0		.57895 98		3-7-0		196		201		134		.50079 130		17		16	
DIV. I NON-CONF.		22-16-0		.57895 96		3-7-0		203		214		129		.50079 127		17		16	
TOTALS		RPI 1-25		RPI 26-50		W-L RECORDS		RPI 51-100		RPI 101-150		RPI 150+							
22-16-0		1-0-0		1-2-0		OVERALL		2-5-0		1-3-0		17-6-0							
11-6-0		0-0-0		0-2-0		HOME		2-2-0		0-0-0		9-2-0							
1-3-0		0-0-0		0-0-0		AWAY		0-2-0		1-1-0		0-0-0							
10-7-0		1-0-0		1-0-0		NEUTRAL		0-1-0		0-2-0		8-4-0							
22-16-0		1-0-0		1-2-0		NON-CONFERENCE		2-5-0		1-3-0		17-6-0							
11-6-0		0-0-0		0-2-0		HOME		2-2-0		0-0-0		9-2-0							
1-3-0		0-0-0		0-0-		AWAY		0-2-0		1-1-0		0-0-0							
10-7-0		1-0-0		1-0-0		NEUTRAL		0-1-0		0-2-0		8-4-0							
0-0-0		0-0-0		0-0-0		CONFERENCE		0-0-0		0-0-0		0-0-0							
0-0-0		0-0-0		0-0-0		HOME		0-0-0		0-0-0		0-0-0							
0-0-0		0-0-0		0-0-0		AWAY		0-0-0		0-0-0		0-0-0							
0-0-0		0-0-0		0-0-0		NEUTRAL		0-0-0		0-0-0		0-0-0							
RPI	S	Opponent		Score		RPI	S	Opponent		Score		RPI	S	Opponent		Score			
23	N	Fresno St.		8 3		27	N	Oregon St.		2 0		51	A	Grand Canyon		0 8			
						31	H	Long Beach St.		1 9		51	H	Grand Canyon		5 12			
						31	H	Long Beach St.		4 7		51	H	Grand Canyon		1 3			
												70	A	CSUN		2 5			
												90	H	Cal Poly		4 0			
												90	H	Cal Poly		9 1			
												92	N	New Mexico		5 6			
												114	A	UC Santa Barbara		1 0			
												127	A	UC Riverside		2 5			
												133	N	Colorado St.		3 4			
												146	N	Army West Point		0 8			
												151	N	UNLV		7 12			
												180	N	Binghamton		8 9			
												181	H	Boston U.		6 5			
												181	H	Boston U.		3 1			
												188	H	Harvard		6 4			
												188	H	Harvard		3 5			
												196	H	Monmouth		5 4			
												204	N	Boise St.		4 5			
												210	N	Idaho St.		9 1			
												210	N	Idaho St.		7 3			
												210	N	Idaho St.		1 9			
												222	N	George Washington		4 3			
												227	N	Yale		7 1			
												242	H	Princeton		8 1			
												242	H	Princeton		5 4			
												243	N	Bethune-Cookman		5 2			
												243	N	Bethune-Cookman		6 5			
												259	N	UMBC		10 6			
												259	N	UMBC		7 2			
												285	H	Fairleigh Dickinson		11 12			
												285	H	Fairleigh Dickinson		11 1			
												288	H	Saint Peter's		8 0			
												288	H	Saint Peter's		14 2			
LAST 10 GAMES						31	H	Long Beach St.		1 9		90	H	Cal Poly		4 0			
						31	H	Long Beach St.		4 7		90	H	Cal Poly		9 1			
						114	A	UC Santa Barbara		1 0		127	A	UC Riverside		2 5			
						51	H	Grand Canyon		5 12		151	N	UNLV		7 12			
						51	H	Grand Canyon		1 3		210	N	Idaho St.		1 9			

Non-Div. I Games:

Loyola Marymount

[illegible]

Non-Div. I Games:

North Florida

Average RPI Win: 133		WON-LOST	WINNING	LAST 10	STRENGTH OF	OPP. STRENGTH	TEAM	ADJ	CONF.	ADJ CONF.				
Average RPI Loss: 81		RECORD	PCT. RANK	GAMES	SCHEDULE	OF SCHEDULE	RPI	RPI	RPI	RPI				
DIV. I ONLY		13-22-0	.37143	216	4-6-0	60	72	136	.49953	132	10	10		
DIV. I NON-CONF.		6-17-0	.26087	245	0-1-0	43	49	173	.47937	170	9	9		
<hr/>														
TOTALS		RPI 1-25		RPI 26-50		W-L RECORDS		RPI 51-100		RPI 101-150		RPI 150+		
13-22-0		0-1-0		0-7-0		OVERALL		4-5-0		6-6-0		3-3-0		
7-5-0		0-1-0		0-2-0		HOME		3-0-0		2-0-0		2-2-0		
3-9-0		0-0-0		0-4-0		AWAY		0-1-0		3-3-0		0-1-0		
3-8-0		0-0-0		0-1-0		NEUTRAL		1-4-0		1-3-0		1-0-0		
<hr/>														
6-17-0		0-1-0		0-7-0		NON-CONFERENCE		1-5-0		3-3-0		2-1-0		
3-3-0		0-1-0		0-2-0		HOME		0-0-0		2-0-0		1-0-0		
0-6-0		0-0-0		0-0-		AWAY		0-1-0		0-0-0		0-1-0		
3-8-0		0-0-0		0-1-0		NEUTRAL		1-4-0		1-3-0		1-0-0		
<hr/>														
7-5-0		0-0-0		0-0-0		CONFERENCE		3-0-0		3-3-0		1-2-0		
4-2-0		0-0-0		0-0-0		HOME		3-0-0		0-0-0		1-2-0		
3-3-0		0-0-0		0-0-0		AWAY		0-0-0		3-3-0		0-0-0		
0-0-0		0-0-0		0-0-0		NEUTRAL		0-0-0		0-0-0		0-0-0		
<hr/>														
RPI	S	Opponent	Score		RPI	S	Opponent	Score		RPI	S	Opponent	Score	
10	H	Baylor	5	6	29	H	Tulsa	1	10	55	A	Texas Tech	4	6
					29	H	Tulsa	0	6	61	N	San Diego St.	3	2
					32	A	Cal St. Fullerton	1	13	61	N	San Diego St.	0	2
					33	A	Ole Miss	0	8	75	N	UNI	1	7
					33	A	Ole Miss	1	9	78	N	Weber St.	1	2
					36	A	Texas	2	3	84	N	Ohio	5	8
					37	N	McNeese St.	6	11	88	H	North Texas	5	1
										88	H	North Texas	3	2
										88	H	North Texas	8	6

Non-Div. I Games:

UTSA

Average RPI Win: 168		WON-LOST	WINNING	LAST 10	STRENGTH OF		OPP. STRENGTH	TEAM	ADJ	CONF.	ADJ CONF.
Average RPI Loss: 88		RECORD	PCT. RANK	GAMES	SCHEDULE		OF SCHEDULE	RPI	RPI	RPI	RPI
DIV. I ONLY		16-15-0	.51613	137	6-4-0		191	53	138	.49923	133
DIV. I NON-CONF.		14-12-0	.53846	119	4-1-0		138	56	101	.51895	102
TOTALS		RPI 1-25	RPI 26-50		W-L RECORDS		RPI 51-100		RPI 101-150		RPI 150+
16-15-0	0-4-0	1-4-0		OVERALL		2-2-0		2-1-0		11-4-0	
6-4-0	0-0-0	0-0-0		HOME		1-1-0		0-0-0		5-3-0	
1-1-0	0-1-0	0-0-0		AWAY		0-0-0		0-0-0		1-0-0	
9-10-0	0-3-0	1-4-0		NEUTRAL		1-1-0		2-1-0		5-1-0	
14-12-0	0-4-0	1-4-0		NON-CONFERENCE		1-1-0		2-1-0		10-2-0	
4-1-0	0-0-0	0-0-0		HOME		0-0-0		0-0-0		4-1-0	
1-1-0	0-1-0	0-0-		AWAY		0-0-0		0-0-0		1-0-0	
9-10-0	0-3-0	1-4-0		NEUTRAL		1-1-0		2-1-0		5-1-0	
2-3-0	0-0-0	0-0-0		CONFERENCE		1-1-0		0-0-0		1-2-0	
2-3-0	0-0-0	0-0-0		HOME		1-1-0		0-0-0		1-2-0	
0-0-0	0-0-0	0-0-0		AWAY		0-0-0		0-0-0		0-0-0	
0-0-0	0-0-0	0-0-0		NEUTRAL		0-0-0		0-0-0		0-0-0	
RPI S	Opponent	Score	RPI S	Opponent	Score	RPI S	Opponent	Score	RPI S	Opponent	Score
9 N	Missouri	1 9	31 N	Long Beach St.	1 7	51 N	Grand Canyon	1 3	114 N	UC Santa Barbara	7 11
13 A	Texas A&M	0 3	38 N	California	1 2	70 N	CSUN	6 4	114 N	UC Santa Barbara	4 3
15 N	UCLA	3 8	39 N	BYU	10 6	89 H	San Jose St.	9 3	130 N	Loyola Marymount	4 3
15 N	UCLA	5 6	49 N	Wichita St.	8 9	89 H	San Jose St.	5 13	160 N	LIU Brooklyn	12 0
			49 N	Wichita St.	0 3				163 H	Omaha	11 3
									163 H	Omaha	10 6
									167 N	St. Mary's (CA)	4 1
									188 N	Harvard	6 1
									204 H	Boise St.	8 7
									204 H	Boise St.	15 16
									204 H	Boise St.	6 7
									210 H	Idaho St.	7 11
									210 H	Idaho St.	8 6
									226 N	Portland St.	9 0
									232 N	Southern Utah	1 3
									242 N	Princeton	3 1
									263 A	Northern Colo.	14 9
									263 H	Northern Colo.	10 2
			LAST 10 GAMES								
			89 H	San Jose St.	9 3	242 N	Princeton	3 1			
			89 H	San Jose St.	5 13	167 N	St. Mary's (CA)	4 1			
			204 H	Boise St.	15 16	114 N	UC Santa Barbara	7 11			
			204 H	Boise St.	8 7	114 N	UC Santa Barbara	4 3			
			204 H	Boise St.	6 7	188 N	Harvard	6 1			

Non-Div. I Games:

Colorado St.

Average RPI Win: 189		WON-LOST	WINNING	LAST 10	STRENGTH OF		OPP. STRENGTH	TEAM	ADJ	CONF.	ADJ CONF.
Average RPI Loss: 118		RECORD	PCT. RANK	GAMES	SCHEDULE		OF SCHEDULE	RPI	RPI	RPI	RPI
DIV. I ONLY		15-9-0	.625	69	9-1-0		242	111	133	.49896	134
DIV. I NON-CONF.		11-9-0	.55	113	5-1-0		204	104	127	.49891	130
TOTALS		RPI 1-25	RPI 26-50		W-L RECORDS		RPI 51-100		RPI 101-150		RPI 150+
15-9-0	0-2-0	2-3-0		OVERALL		0-0-0		3-0-0		10-4-0	
0-0-0	0-0-0	0-0-0		HOME		0-0-0		0-0-0		0-0-0	
9-5-0	0-2-0	2-2-0		AWAY		0-0-0		1-0-0		6-1-0	
6-4-0	0-0-0	0-1-0		NEUTRAL		0-0-0		2-0-0		4-3-0	
11-9-0	0-2-0	2-3-0		NON-CONFERENCE		0-0-0		3-0-0		6-4-0	
0-0-0	0-0-0	0-0-0		HOME		0-0-0		0-0-0		0-0-0	
5-5-0	0-2-0	2-0-		AWAY		0-0-0		1-0-0		2-1-0	
6-4-0	0-0-0	0-1-0		NEUTRAL		0-0-0		2-0-0		4-3-0	
4-0-0	0-0-0	0-0-0		CONFERENCE		0-0-0		0-0-0		4-0-0	
0-0-0	0-0-0	0-0-0		HOME		0-0-0		0-0-0		0-0-0	
4-0-0	0-0-0	0-0-0		AWAY		0-0-0		0-0-0		4-0-0	
0-0-0	0-0-0	0-0-0		NEUTRAL		0-0-0		0-0-0		0-0-0	
RPI S	Opponent	Score		RPI S	Opponent	Score		RPI S	Opponent	Score	
12 A	Oklahoma	0	9	41 A	Oklahoma St.	0	8	104 N	Pacific	3	1
12 A	Oklahoma	0	7	41 A	Oklahoma St.	5	2	104 N	Pacific	2	1
				44 A	South Ala.	0	8	110 A	Stanford	4	1
				44 A	South Ala.	12	7	182 A	UC Davis	1	6
				49 N	Wichita St.	1	6	182 A	UC Davis	2	0
								237 N	Bowling Green	1	6
								237 N	Bowling Green	1	5
								242 A	Princeton	12	9
								242 A	Princeton	5	4
								246 N	Iona	6	3
								246 N	Iona	7	2
								246 N	Iona	6	4
								247 N	CSU Bakersfield	6	3
								248 A	Cornell	16	3
								248 A	Cornell	12	4
								252 N	North Dakota	0	1
								279 A	Santa Clara	11	1
LAST 10 GAMES											
242 A	Princeton	5	4	104 N	Pacific	3	1				
248 A	Cornell	12	4	182 A	UC Davis	1	6				
248 A	Cornell	16	3	104 N	Pacific	2	1				
242 A	Princeton	12	9	246 N	Iona	6	4				
182 A	UC Davis	2	0	110 A	Stanford	4	1				

Non-Div. I Games:

Dartmouth

Average RPI Win:	194	WON-LOST RECORD	WINNING PCT. RANK	LAST 10 GAMES	STRENGTH OF SCHEDULE	OPP. STRENGTH OF SCHEDULE	TEAM RPI	ADJ RPI	CONF. RPI	ADJ CONF. RPI	
Average RPI Loss:	109										
DIV. I ONLY	15-14-0	.51724	135	7-3-0	136	178	128	.49865	135	24	23
DIV. I NON-CONF.	9-13-0	.40909	189	2-2-0	86	160	142	.48889	148	23	23
<hr/>											
TOTALS	RPI 1-25	RPI 26-50		W-L RECORDS	RPI 51-100		RPI 101-150		RPI 150+		
15-14-0	0-3-0	0-1-0		OVERALL	2-3-0		0-3-0		13-4-0		
6-2-0	0-0-0	0-0-0		HOME	1-1-0		0-0-0		5-1-0		
5-7-0	0-2-0	0-1-0		AWAY	1-1-0		0-1-0		4-2-0		
4-5-0	0-1-0	0-0-0		NEUTRAL	0-1-0		0-2-0		4-1-0		
9-13-0	0-3-0	0-1-0		NON-CONFERENCE	2-3-0		0-3-0		7-3-0		
3-2-0	0-0-0	0-0-0		HOME	1-1-0		0-0-0		2-1-0		
3-6-0	0-2-0	0-0-		AWAY	1-1-0		0-1-0		2-1-0		
3-5-0	0-1-0	0-0-0		NEUTRAL	0-1-0		0-2-0		3-1-0		
6-1-0	0-0-0	0-0-0		CONFERENCE	0-0-0		0-0-0		6-1-0		
3-0-0	0-0-0	0-0-0		HOME	0-0-0		0-0-0		3-0-0		
2-1-0	0-0-0	0-0-0		AWAY	0-0-0		0-0-0		2-1-0		
1-0-0	0-0-0	0-0-0		NEUTRAL	0-0-0		0-0-0		1-0-0		
RPI S	Opponent	Score	RPI S	Opponent	Score	RPI S	Opponent	Score	RPI S	Opponent	Score
6 N	Oregon	1 4	38 A	California	1 6	53 N	Kansas	0 9	104 A	Pacific	2 7
23 A	Fresno St.	0 9				73 A	Nevada	3 4	127 N	UC Riverside	0 8
23 A	Fresno St.	2 10				73 A	Nevada	4 2	127 N	UC Riverside	4 7
						73 H	Nevada	8 0	167 A	St. Mary's (CA)	8 5
						73 H	Nevada	1 3	167 A	St. Mary's (CA)	6 1
									171 A	Montana	2 9
									171 A	Montana	11 3
									171 A	Montana	7 5
									171 N	Montana	5 3
									182 A	UC Davis	0 1
									182 H	UC Davis	5 2
									224 N	Seattle	3 2
									224 N	Seattle	4 2
									246 H	Iona	3 0
									247 H	CSU Bakersfield	4 5
									252 H	North Dakota	6 4
									252 H	North Dakota	2 1
									252 H	North Dakota	4 0
									279 N	Santa Clara	0 1
									279 N	Santa Clara	6 1
			LAST 10 GAMES								
			171 A	Montana	11 3	252 H	North Dakota	2 1			
			171 A	Montana	7 5	252 H	North Dakota	6 4			
			171 A	Montana	2 9	246 H	Iona	3 0			
			38 A	California	1 6	73 A	Nevada	3 4			
			252 H	North Dakota	4 0	73 A	Nevada	4 2			

Non-Div. I Games:

Sacramento St.

Virgini

Virginia

Furman													
Average RPI Win: 189		WON-LOST RECORD		WINNING PCT. RANK		LAST 10 GAMES		STRENGTH OF SCHEDULE		OPP. STRENGTH OF SCHEDULE		TEAM RPI	
Average RPI Loss: 120												ADJ RPI	
		CONF. RPI		ADJ CONF. RPI									
DIV. I ONLY		18-19-0	.48649	150	5-5-0	134	180	146	.4967	137	13	13	
DIV. I NON-CONF.		16-15-0	.51613	140	3-1-0	126	192	123	.50699	120	13	13	
<hr/>													
TOTALS		RPI 1-25		RPI 26-50		W-L RECORDS		RPI 51-100		RPI 101-150		RPI 150+	
18-19-0		0-1-0		0-1-0		OVERALL		2-5-0		1-2-0		15-10-0	
10-9-0		0-0-0		0-1-0		HOME		2-2-0		0-1-0		8-5-0	
2-6-0		0-1-0		0-0-0		AWAY		0-2-0		1-0-0		1-3-0	
6-4-0		0-0-0		0-0-0		NEUTRAL		0-1-0		0-1-0		6-2-0	
16-15-0		0-1-0		0-1-0		NON-CONFERENCE		2-5-0		1-2-0		13-6-0	
9-7-0		0-0-0		0-1-0		HOME		2-2-0		0-1-0		7-3-0	
1-4-0		0-1-0		0-0-		AWAY		0-2-0		1-0-0		0-1-0	
6-4-0		0-0-0		0-0-0		NEUTRAL		0-1-0		0-1-0		6-2-0	
2-4-0		0-0-0		0-0-0		CONFERENCE		0-0-0		0-0-0		2-4-0	
1-2-0		0-0-0		0-0-0		HOME		0-0-0		0-0-0		1-2-0	
1-2-0		0-0-0		0-0-0		AWAY		0-0-0		0-0-0		1-2-0	
0-0-0		0-0-0		0-0-0		NEUTRAL		0-0-0		0-0-0		0-0-0	
RPI S	Opponent	Score		RPI S	Opponent	Score		RPI S	Opponent	Score		RPI S	Opponent
8 A	Auburn	2	9	40 H	Ohio St.	3	15	54 H	Kent St.	6	1	101 A	Lipscomb
								56 H	Georgia St.	0	4	136 H	Virginia
								56 H	Georgia St.	10	4	142 N	Butler
								58 N	Troy	5	6	151 H	Presbyterian
								65 A	USC Upstate	7	10	151 H	Presbyterian
								65 A	USC Upstate	3	5	158 A	Chattanooga
								84 H	Ohio	0	4	158 A	Chattanooga
												158 A	Chattanooga
												161 H	ETSU
												161 H	ETSU
												161 H	ETSU
												162 A	Coastal Caro.
												164 N	Memphis
												164 N	Memphis
												170 N	Western Ky.
												192 N	Indiana St.
												193 H	Akron
												193 H	Akron
												200 N	Youngstown St.
												209 H	Morehead St.
												213 N	Appalachian St.
												219 H	Savannah St.
												233 H	Gardner-Webb
												233 H	Gardner-Webb
												240 H	La Salle
												251 N	Buffalo
												251 N	Buffalo
<hr/>													
				LAST 10 GAMES									
				161 H	ETSU	7	1	158 A	Chattanooga	4	5		
				161 H	ETSU	4	7	158 A	Chattanooga	2	5		
				161 H	ETSU	4	9	158 A	Chattanooga	6	5		
				56 H	Georgia St.	10	4	233 H	Gardner-Webb	16	1		
				56 H	Georgia St.	0	4	233 H	Gardner-Webb	3	1		

Non-Div. I Games:

Furman

RPI	S	Opponent	Score	
277	H	Oakland	6	5

Furman

F
u
r
m
a
n

F
u
r
m
a
n

Average RPI Win: 198		WON-LOST RECORD	WINNING PCT. RANK	LAST 10 GAMES	STRENGTH OF SCHEDULE	OPP. STRENGTH OF SCHEDULE	TEAM RPI	ADJ RPI	CONF. RPI	ADJ CONF. RPI				
Average RPI Loss: 109														
DIV. I ONLY		21-13-0	.61765 73	6-4-0	240	146	143	.49649 138	14	15				
DIV. I NON-CONF.		12-9-0	.57143 100	1-1-0	268	164	184	.47218 180	15	15				
<hr/>														
TOTALS		RPI 1-25		RPI 26-50		W-L RECORDS		RPI 51-100		RPI 101-150		RPI 150+		
21-13-0		0-1-0		0-2-0		OVERALL		5-3-0		1-3-0		15-4-0		
9-1-0		0-0-0		0-0-0		HOME		1-1-0		0-0-0		8-0-0		
7-8-0		0-0-0		0-2-0		AWAY		2-2-0		1-2-0		4-2-0		
5-4-0		0-1-0		0-0-0		NEUTRAL		2-0-0		0-1-0		3-2-0		
<hr/>														
12-9-0		0-1-0		0-2-0		NON-CONFERENCE		3-2-0		0-1-0		9-3-0		
5-1-0		0-0-0		0-0-0		HOME		1-1-0		0-0-0		4-0-0		
2-4-0		0-0-0		0-0-		AWAY		0-1-0		0-0-0		2-1-0		
5-4-0		0-1-0		0-0-0		NEUTRAL		2-0-0		0-1-0		3-2-0		
<hr/>														
9-4-0		0-0-0		0-0-0		CONFERENCE		2-1-0		1-2-0		6-1-0		
4-0-0		0-0-0		0-0-0		HOME		0-0-0		0-0-0		4-0-0		
5-4-0		0-0-0		0-0-0		AWAY		2-1-0		1-2-0		2-1-0		
0-0-0		0-0-0		0-0-0		NEUTRAL		0-0-0		0-0-0		0-0-0		
<hr/>														
RPI	S	Opponent	Score		RPI	S	Opponent	Score		RPI	S	Opponent	Score	
12	N	Oklahoma	2	12	29	A	Tulsa	2	14	72	N	Syracuse	3	0
					29	A	Tulsa	0	9	79	N	Jacksonville St.	9	2
										83	A	Northwestern St.	6	4
										83	A	Northwestern St.	4	6
										83	A	Northwestern St.	4	2
										95	A	Louisiana Tech	4	5
										98	H	Houston	4	3
										98	H	Houston	4	8

Non-Div. I Games:

Lamar

Average RPI Win:	191	WON-LOST	WINNING	LAST 10	STRENGTH OF	OPP. STRENGTH	TEAM	ADJ	CONF.	ADJ CONF.	
Average RPI Loss:	138	RECORD	PCT. RANK	GAMES	SCHEDULE	OF SCHEDULE	RPI	RPI	RPI	RPI	
DIV. I ONLY	15-13-0	.53571	120	6-4-0	167	221	144	.49606	139	20	20
DIV. I NON-CONF.	10-10-0	.5	141	3-1-0	164	226	150	.48996	142	20	20
<hr/>											
TOTALS	RPI 1-25	RPI 26-50		W-L RECORDS		RPI 51-100		RPI 101-150		RPI 150+	
15-13-0	0-0-0	0-0-0		OVERALL		1-3-0		1-6-0		13-4-0	
6-0-0	0-0-0	0-0-0		HOME		0-0-0		0-0-0		6-0-0	
0-5-0	0-0-0	0-0-0		AWAY		0-2-0		0-3-0		0-0-0	
9-8-0	0-0-0	0-0-0		NEUTRAL		1-1-0		1-3-0		7-4-0	
<hr/>											
10-10-0	0-0-0	0-0-0		NON-CONFERENCE		1-3-0		1-3-0		8-4-0	
3-0-0	0-0-0	0-0-0		HOME		0-0-0		0-0-0		3-0-0	
0-2-0	0-0-0	0-0-		AWAY		0-2-0		0-0-0		0-0-0	
7-8-0	0-0-0	0-0-0		NEUTRAL		1-1-0		1-3-0		5-4-0	
<hr/>											
5-3-0	0-0-0	0-0-0		CONFERENCE		0-0-0		0-3-0		5-0-0	
3-0-0	0-0-0	0-0-0		HOME		0-0-0		0-0-0		3-0-0	
0-3-0	0-0-0	0-0-0		AWAY		0-0-0		0-3-0		0-0-0	
2-0-0	0-0-0	0-0-0		NEUTRAL		0-0-0		0-0-0		2-0-0	
<hr/>											
RPI S	Opponent	Score	RPI S	Opponent	Score	RPI S	Opponent	Score	RPI S	Opponent	Score
						56 N	Georgia St.	2 15	109 N	Ga. Southern	5 6
						56 N	Georgia St.	15 2	118 N	East Carolina	7 3
						100 A	Delaware	3 4	129 A	DePaul	3 13
						100 A	Delaware	4 6	129 A	DePaul	0 3
									129 A	DePaul	1 9
									131 N	North Florida	1 8
									145 N	Albany (NY)	2 7
									155 N	Sam Houston St.	9 1
									159 H	St. John's (NY)	14 1
									159 H	St. John's (NY)	4 0
									159 H	St. John's (NY)	8 7
									183 N	Western Mich.	0 6
									184 N	Siena	11 0
									185 N	Eastern Mich.	1 3
									195 N	Manhattan	5 6
									196 H	Monmouth	1 0
									196 H	Monmouth	10 7
									199 N	George Mason	1 3
									223 N	Seton Hall	4 3
									223 N	Seton Hall	14 4
			235 H	Drexel	12 0						
LAST 10 GAMES						266 N	N.C. A&T	9 1			
						268 N	IPFW	8 1			
						273 N	Northern Ky.	3 2			
						196 H	Monmouth	10 7			
						129 A	DePaul	3 13			
						129 A	DePaul	0 3			
						129 A	DePaul	1 9			
						100 A	Delaware	3 4			
						159 H	St. John's (NY)	8 7			
						235 H	Drexel	12 0			
						196 H	Monmouth	1 0			

Non-Div. I Games:

Villanova

Average RPI Win: 223		WON-LOST	WINNING	LAST 10	STRENGTH OF		OPP. STRENGTH	TEAM	ADJ	CONF.	ADJ CONF.
Average RPI Loss: 111		RECORD	PCT. RANK	GAMES	SCHEDULE		OF SCHEDULE	RPI	RPI	RPI	RPI
DIV. I ONLY		19-12-0	.6129	75	7-3-0		218	204	135	.49561	140
DIV. I NON-CONF.		16-11-0	.59259	80	4-2-0		236	196	139	.48861	150
TOTALS		RPI 1-25	RPI 26-50		W-L RECORDS		RPI 51-100		RPI 101-150		RPI 150+
19-12-0	0-2-0	0-1-0		OVERALL		1-4-0		0-1-0		18-4-0	
3-2-0	0-0-0	0-0-0		HOME		0-1-0		0-0-0		3-1-0	
2-3-0	0-0-0	0-0-0		AWAY		1-2-0		0-0-0		1-1-0	
14-7-0	0-2-0	0-1-0		NEUTRAL		0-1-0		0-1-0		14-2-0	
16-11-0	0-2-0	0-1-0		NON-CONFERENCE		1-4-0		0-1-0		15-3-0	
1-2-0	0-0-0	0-0-0		HOME		0-1-0		0-0-0		1-1-0	
1-2-0	0-0-0	0-0-		AWAY		1-2-0		0-0-0		0-0-0	
14-7-0	0-2-0	0-1-0		NEUTRAL		0-1-0		0-1-0		14-2-0	
3-1-0	0-0-0	0-0-0		CONFERENCE		0-0-0		0-0-0		3-1-0	
2-0-0	0-0-0	0-0-0		HOME		0-0-0		0-0-0		2-0-0	
1-1-0	0-0-0	0-0-0		AWAY		0-0-0		0-0-0		1-1-0	
0-0-0	0-0-0	0-0-0		NEUTRAL		0-0-0		0-0-0		0-0-0	
RPI S	Opponent	Score		RPI S	Opponent	Score		RPI S	Opponent	Score	
12 N	Oklahoma	4	11	39 N	BYU	0	4	53 H	Kansas	0	6
19 N	Tennessee	0	5					62 A	New Mexico St.	0	9
								70 N	CSUN	2	3
								88 A	North Texas	5	4
								88 A	North Texas	1	11
								127 N	UC Riverside	2	5
								155 N	Sam Houston St.	3	7
								155 N	Sam Houston St.	2	1
								183 N	Western Mich.	6	1
								186 H	Providence	11	3
								186 H	Providence	14	12
								193 N	Akron	1	0
								204 N	Boise St.	9	6
								215 N	Campbell	15	3
								215 N	Campbell	11	3
								223 A	Seton Hall	3	0
								223 A	Seton Hall	3	4
								235 N	Drexel	7	3
								244 H	South Dakota St.	4	0
								244 H	South Dakota St.	0	10
								244 N	South Dakota St.	4	3
								244 N	South Dakota St.	0	1
								272 N	Holy Cross	3	1
								272 N	Holy Cross	2	0
								276 N	Hampton	7	0
								276 N	Hampton	7	3
								280 N	Sacred Heart	4	1
								284 N	Niagara	10	1
LAST 10 GAMES				223 A	Seton Hall	3	4	186 H	Providence	14	12
				223 A	Seton Hall	3	0	53 H	Kansas	0	6
				244 H	South Dakota St.	4	0	244 N	South Dakota St.	4	3
				244 H	South Dakota St.	0	10	235 N	Drexel	7	3
				186 H	Providence	11	3	272 N	Holy Cross	2	0

Non-Div. I Games:

Creighton

Average RPI Win:		171	WON-LOST RECORD		WINNING PCT. RANK		LAST 10 GAMES		STRENGTH OF SCHEDULE		OPP. STRENGTH OF SCHEDULE		TEAM RPI		ADJ RPI		CONF. RPI		ADJ CONF. RPI	
DIV. I ONLY			15-17-0		.46875 167		3-7-0		137		85		140		.49532 141		3		3	
DIV. I NON-CONF.			15-14-0		.51724 136		3-4-0		205		114		148		.48945 147		3		3	
TOTALS		RPI 1-25		RPI 26-50		W-L RECORDS		RPI 51-100		RPI 101-150		RPI 150+								
15-17-0		0-4-0		1-3-0		OVERALL		2-4-0		3-2-0		9-4-0								
7-5-0		0-3-0		1-1-0		HOME		0-0-0		0-0-0		6-1-0								
1-6-0		0-0-0		0-1-0		AWAY		0-1-0		1-1-0		0-3-0								
7-6-0		0-1-0		0-1-0		NEUTRAL		2-3-0		2-1-0		3-0-0								
15-14-0		0-1-0		1-3-0		NON-CONFERENCE		2-4-0		3-2-0		9-4-0								
7-2-0		0-0-0		1-1-0		HOME		0-0-0		0-0-0		6-1-0								
1-6-0		0-0-0		0-0-		AWAY		0-1-0		1-1-0		0-3-0								
7-6-0		0-1-0		0-1-0		NEUTRAL		2-3-0		2-1-0		3-0-0								
0-3-0		0-3-0		0-0-0		CONFERENCE		0-0-0		0-0-0		0-0-0								
0-3-0		0-3-0		0-0-0		HOME		0-0-0		0-0-0		0-0-0								
0-0-0		0-0-0		0-0-0		AWAY		0-0-0		0-0-0		0-0-0								
0-0-0		0-0-0		0-0-0		NEUTRAL		0-0-0		0-0-0		0-0-0								
RPI	S	Opponent		Score		RPI	S	Opponent		Score		RPI	S	Opponent		Score				
10	H	Baylor		4 16		31	A	Long Beach St.		4 5		64	N	Boston College		1 10				
10	H	Baylor		0 17		32	N	Cal St. Fullerton		1 2		69	N	Purdue		0 1				
10	H	Baylor		6 17		48	H	North Dakota St.		7 2		91	N	Fordham		2 5				
15	N	UCLA		1 7		48	H	North Dakota St.		1 4		91	N	Fordham		11 3				
												92	N	New Mexico		6 0				
												98	A	Houston		3 4				
														182 A UC Davis		4 6				
														189 A Mercer		0 5				
														189 A Mercer		3 9				
														192 H Indiana St.		3 2				
														202 H Eastern Ill.		10 1				
														202 H Eastern Ill.		8 7				
														210 N Idaho St.		4 2				
														229 N Toledo		4 2				
														231 N South Dakota		6 3				
														238 H IUPUI		7 0				
														238 H IUPUI		7 0				
														252 H North Dakota		10 1				
														252 H North Dakota		0 1				
LAST 10 GAMES																				
						10	H	Baylor		0 17		48	H	North Dakota St.		7 2				
						10	H	Baylor		6 17		124	A	FGCU		4 5				
						10	H	Baylor		4 16		69	N	Purdue		0 1				
						192	H	Indiana St.		3 2		124	A	FGCU		8 3				
						48	H	North Dakota St.		1 4		32	N	Cal St. Fullerton		1 2				

Non-Div. I Games:

Iowa St.

Butler

Butler

RPI	S	Opponent	Score	
254	A	Tennessee St.	11	1
255	N	Quinnipiac	5	2
270	N	UMass Lowell	6	3
273	N	Northern Ky.	7	0
273	N	Northern Ky.	5	7

Butler

B
u
t
l
e
r

B
u
t
l
e
r

Average RPI Win: 166		WON-LOST	WINNING	LAST 10	STRENGTH OF		OPP. STRENGTH	TEAM	ADJ	CONF.	ADJ CONF.
Average RPI Loss: 129		RECORD	PCT. RANK	GAMES	SCHEDULE		OF SCHEDULE	RPI	RPI	RPI	RPI
DIV. I ONLY		20-14-0	.58824	92	4-6-0		233	98	145	.49432	143
DIV. I NON-CONF.		16-9-0	.64	68	2-2-0		229	112	111	.51193	113
TOTALS		RPI 1-25	RPI 26-50		W-L RECORDS		RPI 51-100		RPI 101-150		RPI 150+
20-14-0	0-0-0	0-1-0		OVERALL		2-4-0		9-3-0		9-6-0	
4-3-0	0-0-0	0-0-0		HOME		0-0-0		2-0-0		2-3-0	
10-8-0	0-0-0	0-1-0		AWAY		2-3-0		5-2-0		3-2-0	
6-3-0	0-0-0	0-0-0		NEUTRAL		0-1-0		2-1-0		4-1-0	
16-9-0	0-0-0	0-1-0		NON-CONFERENCE		2-4-0		7-2-0		7-2-0	
3-1-0	0-0-0	0-0-0		HOME		0-0-0		2-0-0		1-1-0	
7-5-0	0-0-0	0-0-		AWAY		2-3-0		3-1-0		2-0-0	
6-3-0	0-0-0	0-0-0		NEUTRAL		0-1-0		2-1-0		4-1-0	
4-5-0	0-0-0	0-0-0		CONFERENCE		0-0-0		2-1-0		2-4-0	
1-2-0	0-0-0	0-0-0		HOME		0-0-0		0-0-0		1-2-0	
3-3-0	0-0-0	0-0-0		AWAY		0-0-0		2-1-0		1-2-0	
0-0-0	0-0-0	0-0-0		NEUTRAL		0-0-0		0-0-0		0-0-0	
RPI S	Opponent	Score	RPI S	Opponent	Score	RPI S	Opponent	Score	RPI S	Opponent	Score
			45 A	Virginia Tech	1 2	66 A	Western Caro.	2 5	103 A	Jacksonville	5 0
						66 A	Western Caro.	8 6	117 A	UNCW	6 3
						68 A	Col. of Charleston	1 6	117 A	UNCW	4 3
						86 A	Marshall	3 8	118 H	East Carolina	6 1
						86 A	Marshall	5 0	118 H	East Carolina	9 4
						97 N	Penn St.	0 8	121 N	Pittsburgh	4 3
									123 A	Charleston So.	5 8
									123 A	Charleston So.	4 1
									123 A	Charleston So.	3 1
									136 A	Virginia	2 5
									136 N	Virginia	2 3
									136 N	Virginia	6 3
									161 H	ETSU	9 3
									161 H	ETSU	2 4
									162 H	Coastal Caro.	4 10
									162 H	Coastal Caro.	4 5
									162 H	Coastal Caro.	5 2
									166 A	Winthrop	3 6
									166 A	Winthrop	2 1
									166 A	Winthrop	3 6
									234 N	Detroit	0 2
									249 N	Georgetown	10 6
									262 A	Norfolk St.	8 0
									262 A	Norfolk St.	3 0
									270 N	UMass Lowell	8 1
									270 N	UMass Lowell	5 4
									289 N	South Carolina St.	15 2
LAST 10 GAMES			162 H	Coastal Caro.	4 5	136 A	Virginia	2 5	262 A	Norfolk St.	8 0
			162 H	Coastal Caro.	4 10	166 A	Winthrop	3 6	262 A	Norfolk St.	3 0
			162 H	Coastal Caro.	5 2	166 A	Winthrop	2 1	270 N	UMass Lowell	8 1
			161 H	ETSU	2 4	166 A	Winthrop	3 6	270 N	UMass Lowell	5 4
			161 H	ETSU	9 3	86 A	Marshall	5 0	289 N	South Carolina St.	15 2

Non-Div. I Games:

Radford

Average RPI Win: 175		WON-LOST RECORD		WINNING PCT. RANK		LAST 10 GAMES		STRENGTH OF SCHEDULE		OPP. STRENGTH OF SCHEDULE		TEAM RPI		ADJ RPI		CONF. RPI		ADJ CONF. RPI	
DIV. I ONLY		18-16-0		.52941 123		7-3-0		160		148		132		.49387 144		18		18	
DIV. I NON-CONF.		13-15-0		.46429 172		2-2-0		135		172		146		.48411 158		18		18	
TOTALS		RPI 1-25		RPI 26-50		W-L RECORDS		RPI 51-100		RPI 101-150		RPI 150+							
18-16-0		0-3-0		1-2-0		OVERALL		3-4-0		2-0-0		12-7-0							
7-3-0		0-0-0		0-0-0		HOME		0-0-0		0-0-0		7-3-0							
4-5-0		0-2-0		1-2-0		AWAY		1-0-0		0-0-0		2-1-0							
7-8-0		0-1-0		0-0-0		NEUTRAL		2-4-0		2-0-0		3-3-0							
13-15-0		0-3-0		1-2-0		NON-CONFERENCE		3-4-0		2-0-0		7-6-0							
4-3-0		0-0-0		0-0-0		HOME		0-0-0		0-0-0		4-3-0							
2-4-0		0-2-0		1-0-		AWAY		1-0-0		0-0-0		0-0-0							
7-8-0		0-1-0		0-0-0		NEUTRAL		2-4-0		2-0-0		3-3-0							
5-1-0		0-0-0		0-0-0		CONFERENCE		0-0-0		0-0-0		5-1-0							
3-0-0		0-0-0		0-0-0		HOME		0-0-0		0-0-0		3-0-0							
2-1-0		0-0-0		0-0-0		AWAY		0-0-0		0-0-0		2-1-0							
0-0-0		0-0-0		0-0-0		NEUTRAL		0-0-0		0-0-0		0-0-0							
RPI	S	Opponent		Score		RPI	S	Opponent		Score		RPI	S	Opponent		Score			
4	N	Alabama		2	10	26	A	UCF		2	7	79	N	Jacksonville St.		0	5		
10	A	Baylor		0	5	45	A	Virginia Tech		2	1	83	N	Northwestern St.		3	4		
14	A	LSU		0	8	45	A	Virginia Tech		1	8	83	N	Northwestern St.		8	10		
												88	N	North Texas		0	1		
												88	N	North Texas		1	0		
												95	A	Louisiana Tech		5	1		
												95	N	Louisiana Tech		11	6		
														162 A Coastal Caro.		1	9		
														162 A Coastal Caro.		6	4		
														162 A Coastal Caro.		2	0		
														164 N Memphis		9	2		
														166 H Winthrop		7	0		
														166 H Winthrop		11	4		
														166 H Winthrop		5	3		
														177 N Tennessee Tech		0	7		
														240 H La Salle		9	0		
														240 H La Salle		10	2		
														243 N Bethune-Cookman		0	8		
														257 H Rhode Island		3	7		
														262 H Norfolk St.		9	1		
														276 H Hampton		5	7		
														276 H Hampton		13	1		
														278 N Morgan St.		11	1		
														280 H Sacred Heart		2	3		
														292 N Grambling		11	0		
LAST 10 GAMES																			
						276	H	Hampton		5	7	162	A	Coastal Caro.		6	4		
						276	H	Hampton		13	1	162	A	Coastal Caro.		2	0		
						45	A	Virginia Tech		1	8	166	H	Winthrop		5	3		
						45	A	Virginia Tech		2	1	166	H	Winthrop		11	4		
						162	A	Coastal Caro.		1	9	166	H	Winthrop		7	0		

Non-Div. I Games:

Liberty

Average RPI Win: 222		WON-LOST RECORD		WINNING PCT. RANK		LAST 10 GAMES		STRENGTH OF SCHEDULE		OPP. STRENGTH OF SCHEDULE		TEAM RPI		ADJ RPI		CONF. RPI		ADJ CONF. RPI	
DIV. I ONLY		19-8-0		.7037 38		9-1-0		274		172		142		.49304 145		26		28	
DIV. I NON-CONF.		14-8-0		.63636 70		4-1-0		233		187		122		.50214 125		28		28	
TOTALS		RPI 1-25		RPI 26-50		W-L RECORDS		RPI 51-100		RPI 101-150		RPI 150+							
19-8-0		0-1-0		0-0-0		OVERALL		1-2-0		1-1-0		17-4-0							
3-0-0		0-0-0		0-0-0		HOME		0-0-0		0-0-0		3-0-0							
6-1-0		0-0-0		0-0-0		AWAY		1-0-0		0-1-0		5-0-0							
10-7-0		0-1-0		0-0-0		NEUTRAL		0-2-0		1-0-0		9-4-0							
14-8-0		0-1-0		0-0-0		NON-CONFERENCE		1-2-0		1-1-0		12-4-0							
0-0-0		0-0-0		0-0-0		HOME		0-0-0		0-0-0		0-0-0							
4-1-0		0-0-0		0-0-		AWAY		1-0-0		0-1-0		3-0-0							
10-7-0		0-1-0		0-0-0		NEUTRAL		0-2-0		1-0-0		9-4-0							
5-0-0		0-0-0		0-0-0		CONFERENCE		0-0-0		0-0-0		5-0-0							
3-0-0		0-0-0		0-0-0		HOME		0-0-0		0-0-0		3-0-0							
2-0-0		0-0-0		0-0-0		AWAY		0-0-0		0-0-0		2-0-0							
0-0-0		0-0-0		0-0-0		NEUTRAL		0-0-0		0-0-0		0-0-0							
RPI	S	Opponent		Score		RPI	S	Opponent		Score		RPI	S	Opponent		Score			
16	N	Kentucky		0 8								103	A	Jacksonville		5 9			
								60 N Lehigh		0 9		139	N	Villanova		7 2			
								60 N Lehigh		4 5		151	N	Presbyterian		10 11			
								100 A Delaware		6 2		166	A	Winthrop		12 10			
												166	A	Winthrop		10 8			
												178	N	Bucknell		6 3			
												178	N	Bucknell		4 5			
												178	N	Bucknell		4 2			
												188	N	Harvard		7 4			
												192	N	Indiana St.		0 2			
												192	N	Indiana St.		12 2			
												192	N	Indiana St.		6 2			
												253	N	St. Bonaventure		8 9			
												266	N	N.C. A&T		6 3			
												266	N	N.C. A&T		10 9			
												270	H	UMass Lowell		5 4			
												270	H	UMass Lowell		5 1			
												270	H	UMass Lowell		8 0			
												271	A	Colgate		5 1			
												275	A	Hartford		9 1			
												275	A	Hartford		6 2			
												282	N	Rider		1 0			
												282	N	Rider		7 1			
						LAST 10 GAMES													
						270	H	UMass Lowell		5 1		275	A	Hartford		6 2			
						270	H	UMass Lowell		8 0		178	N	Bucknell		6 3			
						270	H	UMass Lowell		5 4		178	N	Bucknell		4 5			
						271	A	Colgate		5 1		178	N	Bucknell		4 2			
						275	A	Hartford		9 1		282	N	Rider		1 0			

Non-Div. I Games:

Albany (NY)

Average RPI Win: 211		WON-LOST RECORD	WINNING PCT. RANK	LAST 10 GAMES	STRENGTH OF SCHEDULE	OPP. STRENGTH OF SCHEDULE	TEAM RPI	ADJ RPI	CONF. RPI	ADJ CONF. RPI			
Average RPI Loss: 149													
DIV. I ONLY		20-13-0	.60606	76	8-2-0	212	253	147	.49244	146	23	24	
DIV. I NON-CONF.		16-12-0	.57143	100	4-1-0	189	271	136	.49316	137	25	25	
<hr/>													
TOTALS		RPI 1-25		RPI 26-50		W-L RECORDS		RPI 51-100		RPI 101-150		RPI 150+	
20-13-0		0-0-0		0-0-0		OVERALL		1-3-0		2-4-0		17-6-0	
5-1-0		0-0-0		0-0-0		HOME		0-0-0		0-0-0		5-1-0	
6-5-0		0-0-0		0-0-0		AWAY		0-0-0		1-2-0		5-3-0	
9-7-0		0-0-0		0-0-0		NEUTRAL		1-3-0		1-2-0		7-2-0	
16-12-0		0-0-0		0-0-0		NON-CONFERENCE		1-3-0		2-4-0		13-5-0	
2-1-0		0-0-0		0-0-0		HOME		0-0-0		0-0-0		2-1-0	
5-4-0		0-0-0		0-0-		AWAY		0-0-0		1-2-0		4-2-0	
9-7-0		0-0-0		0-0-0		NEUTRAL		1-3-0		1-2-0		7-2-0	
4-1-0		0-0-0		0-0-0		CONFERENCE		0-0-0		0-0-0		4-1-0	
3-0-0		0-0-0		0-0-0		HOME		0-0-0		0-0-0		3-0-0	
1-1-0		0-0-0		0-0-0		AWAY		0-0-0		0-0-0		1-1-0	
0-0-0		0-0-0		0-0-0		NEUTRAL		0-0-0		0-0-0		0-0-0	
RPI	S	Opponent	Score	RPI	S	Opponent	Score	RPI	S	Opponent	Score		
						65 N	USC Upstate	2	3	111 N	Saint Francis (PA)	5	8
						74 N	Eastern Ky.	3	4	111 N	Saint Francis (PA)	2	10
						77 N	Arkansas	5	4	117 A	UNCW	3	5
						90 N	Cal Poly	3	7	117 A	UNCW	3	1
										127 A	UC Riverside	3	11
										130 N	Loyola Marymount	8	0
										168 N	Marist	1	2
										168 N	Marist	4	3
										181 H	Boston U.	8	7
										181 H	Boston U.	5	4
										181 H	Boston U.	3	1
										184 H	Siena	6	7
										184 H	Siena	5	0
										194 A	Penn	4	8
										194 A	Penn	13	0
										199 A	George Mason	1	2
										199 A	George Mason	4	3
										220 N	Green Bay	6	5
										231 N	South Dakota	3	4
										236 H	Fairfield	5	3
										252 N	North Dakota	8	0
										255 N	Quinnipiac	7	6
										258 N	Utah Valley	10	6
										270 N	UMass Lowell	4	1
										271 A	Colgate	1	2
										271 A	Colgate	7	4
										282 A	Rider	11	2
										282 A	Rider	11	2
LAST 10 GAMES													
						271 A	Colgate	1	2	181 H	Boston U.	3	1
						271 A	Colgate	7	4	181 H	Boston U.	5	4
						184 H	Siena	6	7	236 H	Fairfield	5	3
						184 H	Siena	5	0	282 A	Rider	3	1
						181 H	Boston U.	8	7	282 A	Rider	11	2

Non-Div. I Games:

Army West Point

RPI	S	Opponent	Score	
282	A	Rider	3	1
287	N	Howard	7	0

Army West Point

A
r
m
y
W
e
s
t
P
o
i
n
t

A
r
m
y
W
e
s
t
P
o
i
n
t

S
I
U
E

SIUE

Average RPI Win:	165	WON-LOST RECORD	WINNING PCT. RANK	LAST 10 GAMES	STRENGTH OF SCHEDULE	OPP. STRENGTH OF SCHEDULE	TEAM RPI	ADJ RPI	CONF. RPI	ADJ CONF. RPI	
DIV. I ONLY		18-15-0	.54545 114	8-2-0	203	125	148	.49239 148	28	27	
DIV. I NON-CONF.		13-14-0	.48148 158	3-1-0	139	125	132	.49604 134	27	27	
<hr/>											
TOTALS	RPI 1-25	RPI 26-50		W-L RECORDS	RPI 51-100		RPI 101-150		RPI 150+		
18-15-0	0-0-0	1-2-0		OVERALL	3-5-0		4-2-0		10-6-0		
4-1-0	0-0-0	0-1-0		HOME	0-0-0		1-0-0		3-0-0		
7-7-0	0-0-0	1-0-0		AWAY	1-3-0		2-1-0		3-3-0		
7-7-0	0-0-0	0-1-0		NEUTRAL	2-2-0		1-1-0		4-3-0		
<hr/>											
13-14-0	0-0-0	1-2-0		NON-CONFERENCE	3-5-0		4-2-0		5-5-0		
1-1-0	0-0-0	0-1-0		HOME	0-0-0		1-0-0		0-0-0		
5-6-0	0-0-0	1-0-		AWAY	1-3-0		2-1-0		1-2-0		
7-7-0	0-0-0	0-1-0		NEUTRAL	2-2-0		1-1-0		4-3-0		
<hr/>											
5-1-0	0-0-0	0-0-0		CONFERENCE	0-0-0		0-0-0		5-1-0		
3-0-0	0-0-0	0-0-0		HOME	0-0-0		0-0-0		3-0-0		
2-1-0	0-0-0	0-0-0		AWAY	0-0-0		0-0-0		2-1-0		
0-0-0	0-0-0	0-0-0		NEUTRAL	0-0-0		0-0-0		0-0-0		
<hr/>											
RPI S	Opponent	Score	RPI S	Opponent	Score	RPI S	Opponent	Score	RPI S	Opponent	Score
			29 N	Tulsa	1 2	63 A	Samford	10 3	120 A	Dayton	2 0
			30 H	Fla. Atlantic	1 4	63 A	Samford	0 9	120 H	Dayton	8 0
			46 A	Indiana	4 1	75 N	UNI	0 5	120 N	Dayton	5 2
						77 A	Arkansas	0 1	146 N	SIUE	2 3
						77 A	Arkansas	2 6	149 A	Miami (OH)	8 2
						82 N	Hofstra	1 3	149 A	Miami (OH)	2 4
						96 N	Michigan St.	3 1	158 A	Chattanooga	3 4
						97 N	Penn St.	2 0	158 A	Chattanooga	3 1
									164 A	Memphis	4 5
									177 N	Tennessee Tech	5 1
									177 N	Tennessee Tech	9 3
									190 N	UT Martin	2 3
									220 H	Green Bay	14 6
									220 H	Green Bay	5 3
									220 H	Green Bay	7 0
									234 A	Detroit	4 5
									234 A	Detroit	9 4
									234 A	Detroit	6 1
									251 N	Buffalo	7 8
									251 N	Buffalo	8 4
									268 N	IPFW	6 4
									268 N	IPFW	2 4
<hr/>											
			LAST 10 GAMES								
			234 A	Detroit	9 4	220 H	Green Bay	14 6			
			234 A	Detroit	4 5	220 H	Green Bay	5 3			
			234 A	Detroit	6 1	220 H	Green Bay	7 0			
			149 A	Miami (OH)	2 4	120 H	Dayton	8 0			
			149 A	Miami (OH)	8 2	120 A	Dayton	2 0			

Non-Div. I Games:

Wright St.

RPI	S	Opponent	Score	
273	N	Northern Ky.	14	1

Miami (OH)

M
i
a
m
i
(
O
H
)

M
i
a
m
i
(
O
H
)

Average RPI Win:	183	WON-LOST RECORD	WINNING PCT. RANK	LAST 10 GAMES	STRENGTH OF SCHEDULE	OPP. STRENGTH OF SCHEDULE	TEAM RPI	ADJ RPI	CONF. RPI	ADJ CONF. RPI							
DIV. I ONLY		19-15-0	.55882	108	5-5-0	200	193	149	.49048	151	18	18					
DIV. I NON-CONF.		14-12-0	.53846	119	0-2-0	200	198	143	.48951	145	18	18					
<hr/>																	
TOTALS	RPI 1-25	RPI 26-50		W-L RECORDS		RPI 51-100		RPI 101-150		RPI 150+							
19-15-0	0-0-0	0-0-0		OVERALL		1-4-0		7-5-0		11-6-0							
6-2-0	0-0-0	0-0-0		HOME		0-0-0		0-0-0		6-2-0							
6-9-0	0-0-0	0-0-0		AWAY		0-3-0		3-4-0		3-2-0							
7-4-0	0-0-0	0-0-0		NEUTRAL		1-1-0		4-1-0		2-2-0							
<hr/>																	
14-12-0	0-0-0	0-0-0		NON-CONFERENCE		1-4-0		7-5-0		6-3-0							
3-0-0	0-0-0	0-0-0		HOME		0-0-0		0-0-0		3-0-0							
4-8-0	0-0-0	0-0-		AWAY		0-3-0		3-4-0		1-1-0							
7-4-0	0-0-0	0-0-0		NEUTRAL		1-1-0		4-1-0		2-2-0							
<hr/>																	
5-3-0	0-0-0	0-0-0		CONFERENCE		0-0-0		0-0-0		5-3-0							
3-2-0	0-0-0	0-0-0		HOME		0-0-0		0-0-0		3-2-0							
2-1-0	0-0-0	0-0-0		AWAY		0-0-0		0-0-0		2-1-0							
0-0-0	0-0-0	0-0-0		NEUTRAL		0-0-0		0-0-0		0-0-0							
<hr/>																	
RPI	S	Opponent	Score	RPI	S	Opponent	Score	RPI	S	Opponent	Score	RPI	S	Opponent	Score		
						65 A	USC Upstate	0	4	103 A	Jacksonville	1	2				
						66 A	Western Caro.	1	2	115 A	Charlotte	2	6				
						66 A	Western Caro.	3	7	115 A	Charlotte	1	9				
						85 N	UNCG	0	1	117 A	UNCW	3	10				
						85 N	UNCG	3	0	117 A	UNCW	4	0				
										124 N	Elon	5	1				
										126 N	Saint Joseph's	1	0				
										126 N	Saint Joseph's	0	8				
										137 A	Furman	6	1				
										137 A	Furman	5	4				
										145 N	Albany (NY)	11	10				
										146 N	SIUE	2	1				
										162 H	Coastal Caro.	4	9				
										162 H	Coastal Caro.	9	1				
										162 H	Coastal Caro.	0	3				
										166 H	Winthrop	3	2				
										166 H	Winthrop	2	0				
										188 N	Harvard	2	7				
										207 N	Stony Brook	8	2				
										215 A	Campbell	7	5				
										215 A	Campbell	4	1				
										215 A	Campbell	0	2				
										219 A	Savannah St.	4	6				
										219 A	Savannah St.	12	4				
										239 N	Valparaiso	2	4				
										253 N	St. Bonaventure	9	6				
										281 H	N.C. Central	8	2				
<hr/>																	
				LAST 10 GAMES													
						215 A	Campbell	4	1	166 H	Winthrop	2	0	219 A	Savannah St.	4	6
						215 A	Campbell	7	5	166 H	Winthrop	3	2	219 A	Savannah St.	12	4
						215 A	Campbell	0	2	162 H	Coastal Caro.	0	3	239 N	Valparaiso	2	4
						66 A	Western Caro.	1	2	162 H	Coastal Caro.	4	9	253 N	St. Bonaventure	9	6
						66 A	Western Caro.	3	7	162 H	Coastal Caro.	9	1	281 H	N.C. Central	8	2

Non-Div. I Games:

Presbyterian

RPI	S	Opponent	Score	
281	H	N.C. Central	9	1
289	H	South Carolina St.	9	5

Presbyterian

P
r
e
s
b
y
t
e
r
i
a
n

P
r
e
s
b
y
t
e
r
i
a
n

UNLV

Average RPI Win:		151	WON-LOST RECORD		WINNING PCT. RANK		LAST 10 GAMES		STRENGTH OF SCHEDULE		OPP. STRENGTH OF SCHEDULE		TEAM RPI		ADJ RPI		CONF. RPI		ADJ CONF. RPI	
DIV. I ONLY			18-20-0		.47368 159		3-7-0		166		79		151		.49048 151		12		11	
DIV. I NON-CONF.			16-13-0		.55172 109		1-0-0		178		61		115		.5096 116		12		11	
TOTALS		RPI 1-25		RPI 26-50		W-L RECORDS		RPI 51-100		RPI 101-150		RPI 150+								
18-20-0		0-2-0		0-2-0		OVERALL		7-9-0		3-2-0		8-5-0								
15-10-0		0-1-0		0-1-0		HOME		5-2-0		2-1-0		8-5-0								
0-5-0		0-1-0		0-0-0		AWAY		0-3-0		0-0-0		0-0-0								
3-5-0		0-0-0		0-1-0		NEUTRAL		2-4-0		1-0-0		0-0-0								
16-13-0		0-2-0		0-2-0		NON-CONFERENCE		5-5-0		3-2-0		8-2-0								
13-6-0		0-1-0		0-1-0		HOME		3-1-0		2-1-0		8-2-0								
0-2-0		0-1-0		0-0-		AWAY		0-0-0		0-1-0		0-0-0								
3-5-0		0-0-0		0-1-0		NEUTRAL		2-4-0		1-0-0		0-0-0								
2-7-0		0-0-0		0-0-0		CONFERENCE		2-4-0		0-0-0		0-3-0								
2-4-0		0-0-0		0-0-0		HOME		2-1-0		0-0-0		0-3-0								
0-3-0		0-0-0		0-0-0		AWAY		0-3-0		0-0-0		0-0-0								
0-0-0		0-0-0		0-0-0		NEUTRAL		0-0-0		0-0-0		0-0-0								
RPI	S	Opponent		Score		RPI	S	Opponent		Score		RPI	S	Opponent		Score				
7	H	Washington		0	9	30	H	Fla. Atlantic		1	3	51	N	Grand Canyon		0	8			
20	A	South Fla.		1	9	34	N	Nebraska		1	6	53	N	Kansas		2	4			
												53	N	Kansas		3	7			
												55	H	Texas Tech		3	7			
												61	H	San Diego St.		2	6			
												61	H	San Diego St.		4	2			
												61	H	San Diego St.		7	2			
												71	H	Wisconsin		3	0			
												71	N	Wisconsin		3	6			
												71	N	Wisconsin		14	3			
												72	H	Syracuse		6	1			
												77	N	Arkansas		11	4			
												89	A	San Jose St.		3	11			
												89	A	San Jose St.		3	6			
												89	A	San Jose St.		1	9			
												93	H	Drake		5	3			
																	</			

Non-Div. I Games:

UNLV

Average RPI Win:		189	WON-LOST RECORD		WINNING PCT. RANK		LAST 10 GAMES		STRENGTH OF SCHEDULE		OPP. STRENGTH OF SCHEDULE		TEAM RPI		ADJ RPI		CONF. RPI		ADJ CONF. RPI				
DIV. I ONLY			14-17-1		.45313 176		4-5-1		144		118		159		.48951 153		16		17				
DIV. I NON-CONF.			13-13-0		.5 141		3-1-0		195		92		147		.49166 139		16		17				
TOTALS		RPI 1-25		RPI 26-50		W-L RECORDS		RPI 51-100		RPI 101-150		RPI 150+											
14-17-1		1-3-0		0-1-0		OVERALL		0-7-0		3-2-0		10-4-1											
3-1-1		0-0-0		0-0-0		HOME		0-0-0		0-0-0		3-1-1											
1-6-0		0-1-0		0-0-0		AWAY		0-4-0		0-0-0		1-1-0											
10-10-0		1-2-0		0-1-0		NEUTRAL		0-3-0		3-2-0		6-2-0											
13-13-0		1-3-0		0-1-0		NON-CONFERENCE		0-4-0		3-2-0		9-3-0											
2-0-0		0-0-0		0-0-0		HOME		0-0-0		0-0-0		2-0-0											
1-3-0		0-1-0		0-0-		AWAY		0-1-0		0-0-0		1-1-0											
10-10-0		1-2-0		0-1-0		NEUTRAL		0-3-0		3-2-0		6-2-0											
1-4-1		0-0-0		0-0-0		CONFERENCE		0-3-0		0-0-0		1-1-1											
1-1-1		0-0-0		0-0-0		HOME		0-0-0		0-0-0		1-1-1											
0-3-0		0-0-0		0-0-0		AWAY		0-3-0		0-0-0		0-0-0											
0-0-0		0-0-0		0-0-0		NEUTRAL		0-0-0		0-0-0		0-0-0											
RPI	S	Opponent		Score		RPI	S	Opponent		Score		RPI	S	Opponent		Score							
7	N	Washington		0	23	43	N	Illinois		3	11	54	A	Kent St.		0	9	118	N	East Carolina		6	0
13	N	Texas A&M		1	11							54	A	Kent St.		3	7	121	N	Pittsburgh		0	2
18	N	Arizona		4	1							54	A	Kent St.		0	4	121	N	Pittsburgh		4	3
20	A	South Fla.		2	3							65	N	USC Upstate		0	1	124	N	FGCU		3	2
												77	N	Arkansas		4	12	124	N	FGCU		1	2
												90	N	Cal Poly		0	7	155	N	Sam Houston St.		0	1
												96	A	Michigan St.		7	10	166	N	Winthrop		3	1
																		189	A	Mercer		3	5
																		189	A	Mercer		8	0
																		193	H	Akron		0	3
																		193	H	Akron		4	4
																		193	H	Akron		5	0
																		231	N	South Dakota		3	4
																		236	N	Fairfield		9	1
																		239	H	Valparaiso		5	3
																		239	H	Valparaiso		10	1
																		246	N	Iona		6	1
																		248	N	Cornell		8	6
																		252	N	North Dakota		4	0
																		253	N	St. Bonaventure		10	0
						LAST 10 GAMES																	
						193	H	Akron		4	4	54	A	Kent St.		0	9						
						193	H	Akron		0	3	54	A	Kent St.		3	7						
						193	H	Akron		5	0	239	H	Valparaiso		10	1						
						96	A	Michigan St.		7	10	239	H	Valparaiso		5	3						
						54	A	Kent St.		0	4	166	N	Winthrop		3	1						

Non-Div. I Games:

Central Mich.

U
M
K
C

UMKC

Average RPI Win:		176	WON-LOST RECORD		WINNING PCT. RANK		LAST 10 GAMES		STRENGTH OF SCHEDULE		OPP. STRENGTH OF SCHEDULE		TEAM RPI		ADJ RPI		CONF. RPI		ADJ CONF. RPI	
DIV. I ONLY			12-22-0		.35294	222	6-4-0		46		202		150		.48937	155	14		15	
DIV. I NON-CONF.			8-13-0		.38095	202	3-1-0		79		206		164		.4815	165	15		15	
TOTALS		RPI 1-25		RPI 26-50		W-L RECORDS		RPI 51-100		RPI 101-150		RPI 150+								
12-22-0		0-2-0		0-6-0		OVERALL		2-5-0		2-5-0		8-4-0								
8-7-0		0-1-0		0-3-0		HOME		1-2-0		0-0-0		7-1-0								
2-7-0		0-1-0		0-0-0		AWAY		1-3-0		1-2-0		0-1-0								
2-8-0		0-0-0		0-3-0		NEUTRAL		0-0-0		1-3-0		1-2-0								
8-13-0		0-2-0		0-3-0		NON-CONFERENCE		1-3-0		1-3-0		6-2-0								
5-1-0		0-1-0		0-0-0		HOME		0-0-0		0-0-0		5-0-0								
1-4-0		0-1-0		0-0-		AWAY		1-3-0		0-0-0		0-0-0								
2-8-0		0-0-0		0-3-0		NEUTRAL		0-0-0		1-3-0		1-2-0								
4-9-0		0-0-0		0-3-0		CONFERENCE		1-2-0		1-2-0		2-2-0								
3-6-0		0-0-0		0-3-0		HOME		1-2-0		0-0-0		2-1-0								
1-3-0		0-0-0		0-0-0		AWAY		0-0-0		1-2-0		0-1-0								
0-0-0		0-0-0		0-0-0		NEUTRAL		0-0-0		0-0-0		0-0-0								
RPI	S	Opponent		Score		RPI	S	Opponent		Score		RPI	S	Opponent		Score				
10	H	Baylor		4	13	37	H	McNeese St.		1	11	83	H	Northwestern St.		6	8			
13	A	Texas A&M		0	8	37	H	McNeese St.		4	12	83	H	Northwestern St.		4	13			
						37	H	McNeese St.		1	10	83	H	Northwestern St.		5	4			
						43	N	Illinois		7	13	88	A	North Texas		2	5			
						47	N	Louisville		0	7	88	A	North Texas		5	4			
						47	N	Louisville		1	6	98	A	Houston		4	15			
												98	A	Houston		8	10			
						</														

Non-Div. I Games:

Sam Houston St.

Average RPI Win:		198	WON-LOST RECORD		WINNING PCT. RANK		LAST 10 GAMES		STRENGTH OF SCHEDULE		OPP. STRENGTH OF SCHEDULE		TEAM RPI		ADJ RPI		CONF. RPI		ADJ CONF. RPI	
DIV. I ONLY			14-18-0		.4375 183		3-7-0		106		192		158		.48819 156		15		14	
DIV. I NON-CONF.			12-11-0		.52174 131		1-2-0		131		179		120		.50573 122		14		14	
TOTALS		RPI 1-25		RPI 26-50		W-L RECORDS		RPI 51-100		RPI 101-150		RPI 150+								
14-18-0		0-1-0		0-2-0		OVERALL		1-9-0		1-2-0		12-4-0								
2-5-0		0-0-0		0-0-0		HOME		1-5-0		0-0-0		1-0-0								
4-8-0		0-0-0		0-2-0		AWAY		0-3-0		0-0-0		4-3-0								
8-5-0		0-1-0		0-0-0		NEUTRAL		0-1-0		1-2-0		7-1-0								
12-11-0		0-1-0		0-2-0		NON-CONFERENCE		0-4-0		1-2-0		11-2-0								
1-0-0		0-0-0		0-0-0		HOME		0-0-0		0-0-0		1-0-0								
3-6-0		0-0-0		0-0-		AWAY		0-3-0		0-0-0		3-1-0								
8-5-0		0-1-0		0-0-0		NEUTRAL		0-1-0		1-2-0		7-1-0								
2-7-0		0-0-0		0-0-0		CONFERENCE		1-5-0		0-0-0		1-2-0								
1-5-0		0-0-0		0-0-0		HOME		1-5-0		0-0-0		0-0-0								
1-2-0		0-0-0		0-0-0		AWAY		0-0-0		0-0-0		1-2-0								
0-0-0		0-0-0		0-0-0		NEUTRAL		0-0-0		0-0-0		0-0-0								
RPI	S	Opponent		Score		RPI	S	Opponent		Score		RPI	S	Opponent		Score				
16	N	Kentucky		1	7	46	A	Indiana		1	2	53	A	Kansas		2	4			
						46	A	Indiana		0	8	53	A	Kansas		0	7			
								58 A Troy		4	5	142	N	Butler		3	2			
								75 H UNI		0	6	149	N	Miami (OH)		1	2			
								75 H UNI		1	2	158	A	Chattanooga		11	1			
								75 H UNI		6	1	161	N	ETSU		3	0			
								84 N Ohio		4	9	173	A	Murray St.		1	3			
								93 H Drake		3	4	173	A	Murray St.		5	4			
								93 H Drake		2	4	176	N	La.-Monroe		0	15			
								93 H Drake		2	3	185	N	Eastern Mich.		3	1			
												185	N	Eastern Mich.		6	5			
												190	H	UT Martin		6	5			
												216	A	Bradley		11	2			
												216	A	Bradley		4	5			
												216	A	Bradley		9	13			
												245	N	Alabama St.		2	0			
												245	N	Alabama St.		7	5			
												254	A	Tennessee St.		9	3			
												273	N	Northern Ky.		5	4			
												273	N	Northern Ky.		4	2			
LAST 10 GAMES																				
216 A Bradley						4	5	75 H UNI						0	6					
216 A Bradley						11	2	75 H UNI						6	1					
216 A Bradley						9	13	53 A Kansas						2	4					
190 H UT Martin						6	5	53 A Kansas						0	7					
75 H UNI						1	2	93 H Drake						2	3					

Non-Div. I Games:

Evansville

Non-Div. I Games:

Tie, Loss, Non-Conf, S Site, H Home, A Away, N Neutral Page 167

Average RPI Win:		192	WON-LOST RECORD		WINNING PCT. RANK		LAST 10 GAMES		STRENGTH OF SCHEDULE		OPP. STRENGTH OF SCHEDULE		TEAM RPI		ADJ RPI		CONF. RPI		ADJ CONF. RPI				
Average RPI Loss:		103																					
DIV. I ONLY			19-19-0		.5	144	4-6-0		181		136		157		.48768		158	13		13			
DIV. I NON-CONF.			17-15-0		.53125	129	2-2-0		207		151		145		.48996		142	13		13			
TOTALS		RPI 1-25		RPI 26-50		W-L RECORDS		RPI 51-100		RPI 101-150		RPI 150+											
19-19-0		0-3-0		0-1-0		OVERALL		1-7-0		7-4-0		11-4-0											
9-6-0		0-1-0		0-0-0		HOME		0-0-0		6-2-0		3-3-0											
1-5-0		0-1-0		0-1-0		AWAY		1-3-0		0-0-0		0-0-0											
9-8-0		0-1-0		0-0-0		NEUTRAL		0-4-0		1-2-0		8-1-0											
17-15-0		0-3-0		0-1-0		NON-CONFERENCE		1-4-0		5-3-0		11-4-0											
7-5-0		0-1-0		0-0-0		HOME		0-0-0		4-1-0		3-3-0											
1-2-0		0-1-0		0-0-		AWAY		1-0-0		0-0-0		0-0-0											
9-8-0		0-1-0		0-0-0		NEUTRAL		0-4-0		1-2-0		8-1-0											
2-4-0		0-0-0		0-0-0		CONFERENCE		0-3-0		2-1-0		0-0-0											
2-1-0		0-0-0		0-0-0		HOME		0-0-0		2-1-0		0-0-0											
0-3-0		0-0-0		0-0-0		AWAY		0-3-0		0-0-0		0-0-0											
0-0-0		0-0-0		0-0-0		NEUTRAL		0-0-0		0-0-0		0-0-0											
RPI	S	Opponent		Score		RPI	S	Opponent		Score		RPI	S	Opponent		Score		RPI	S	Opponent		Score	
16	H	Kentucky		2	6	35	A	Mississippi St.		0	4	63	A	Samford		0	10	101	H	Lipscomb		6	5
17	N	Georgia		4	10							63	A	Samford		6	7	119	N	Rutgers		0	8
20	A	South Fla.		0	9							63	A	Samford		4	5	120	H	Dayton		1	0
												68	A	Col. of Charleston		2	1	123	N	Charleston So.		3	4
												83	N	Northwestern St.		5	6	137	H	Furman		5	4
												94	N	Longwood		6	7	137	H	Furman		5	2
												96	N	Michigan St.		0	4	137	H	Furman		5	6
												99	N	Central Ark.		3	10	144	N	Liberty		3	1
																		148	H	Wright St.		1	3
																		148	H	Wright St.		4	3
																		149	H	Miami (OH)		13	5
																		156	H	Evansville		1	11
																		170	N	Western Ky.		3	2
																		172	N	Georgia Tech		2	3
																		190	H	UT Martin		2	6
																		193	N	Akron		6	3
																		202	H	Eastern Ill.		3	0
																		234	H	Detroit		14	0
																		243	N	Bethune-Cookman		9	2
																		243	N	Bethune-Cookman		2	1
																		268	H	IPFW		5	7
																		269	N	Columbia		3	2
																		270	N	UMass Lowell		3	0
																		273	H	Northern Ky.		8	2
																		275	N	Hartford		3	2
																		278	N	Morgan St.		4	3
																		20	A	South Fla.		0	9
				LAST 10 GAMES																			
						63	A	Samford		4	5	137	H	Furman		5	6						
						63	A	Samford		0	10	270	N	UMass Lowell		3	0						
						63	A	Samford		6	7	119	N	Rutgers		0	8						
						137	H	Furman		5	4	275	N	Hartford		3	2						
						137	H	Furman		5	2	20	A	South Fla.		0	9						

Non-Div. I Games:

Chattanooga

Average RPI Win:	189	WON-LOST RECORD	WINNING PCT. RANK	LAST 10 GAMES	STRENGTH OF SCHEDULE	OPP. STRENGTH OF SCHEDULE	TEAM RPI	ADJ RPI	CONF. RPI	ADJ CONF. RPI				
DIV. I ONLY		16-16-0	.5	144	6-4-0	213	87	167	.48742	159	20	20		
DIV. I NON-CONF.		14-12-0	.53846	119	4-0-0	179	62	118	.51238	111	20	20		
<hr/>														
TOTALS	RPI 1-25	RPI 26-50		W-L RECORDS		RPI 51-100		RPI 101-150		RPI 150+				
16-16-0	0-4-0	1-0-0		OVERALL		3-5-0		0-3-0		12-4-0				
6-0-0	0-0-0	0-0-0		HOME		1-0-0		0-0-0		5-0-0				
3-11-0	0-3-0	0-0-0		AWAY		0-4-0		0-3-0		3-1-0				
7-5-0	0-1-0	1-0-0		NEUTRAL		2-1-0		0-0-0		4-3-0				
14-12-0	0-4-0	1-0-0		NON-CONFERENCE		3-5-0		0-0-0		10-3-0				
6-0-0	0-0-0	0-0-0		HOME		1-0-0		0-0-0		5-0-0				
1-7-0	0-3-0	0-0-		AWAY		0-4-0		0-0-0		1-0-0				
7-5-0	0-1-0	1-0-0		NEUTRAL		2-1-0		0-0-0		4-3-0				
2-4-0	0-0-0	0-0-0		CONFERENCE		0-0-0		0-3-0		2-1-0				
0-0-0	0-0-0	0-0-0		HOME		0-0-0		0-0-0		0-0-0				
2-4-0	0-0-0	0-0-0		AWAY		0-0-0		0-3-0		2-1-0				
0-0-0	0-0-0	0-0-0		NEUTRAL		0-0-0		0-0-0		0-0-0				
<hr/>														
RPI	S	Opponent	Score		RPI	S	Opponent	Score		RPI	S	Opponent	Score	
8	A	Auburn	0	9	43	N	Illinois	4	0	56	A	Georgia St.	7	8
11	N	Florida St.	2	5						63	H	Samford	5	4
19	A	Tennessee	0	4						64	N	Boston College	4	5
19	A	Tennessee	2	11						67	N	UAB	3	2
										67	N	UAB	3	2
										80	A	FIU	1	6
										82	A	Hofstra	1	5
										82	A	Hofstra	0	8

Non-Div. I Games:

St. John's (NY)

Average RPI Win: 144		WON-LOST RECORD		WINNING PCT. RANK		LAST 10 GAMES		STRENGTH OF SCHEDULE		OPP. STRENGTH OF SCHEDULE		TEAM RPI		ADJ RPI		CONF. RPI		ADJ CONF. RPI	
DIV. I ONLY		12-22-0		.35294 222		4-6-0		88		95		163		.48672 160		29		29	
DIV. I NON-CONF.		11-21-0		.34375 217		3-5-0		93		87		171		.48256 162		29		29	
TOTALS		RPI 1-25		RPI 26-50		W-L RECORDS		RPI 51-100		RPI 101-150		RPI 150+							
12-22-0		0-3-0		2-3-0		OVERALL		2-6-0		1-5-0		7-5-0							
1-2-0		0-0-0		0-0-0		HOME		0-1-0		1-1-0		0-0-0							
1-3-0		0-0-0		1-1-0		AWAY		0-1-0		0-0-0		0-1-0							
10-17-0		0-3-0		1-2-0		NEUTRAL		2-4-0		0-4-0		7-4-0							
11-21-0		0-3-0		2-3-0		NON-CONFERENCE		2-6-0		0-4-0		7-5-0							
0-1-0		0-0-0		0-0-0		HOME		0-1-0		0-0-0		0-0-0							
1-3-0		0-0-0		1-0-		AWAY		0-1-0		0-0-0		0-1-0							
10-17-0		0-3-0		1-2-0		NEUTRAL		2-4-0		0-4-0		7-4-0							
1-1-0		0-0-0		0-0-0		CONFERENCE		0-0-0		1-1-0		0-0-0							
1-1-0		0-0-0		0-0-0		HOME		0-0-0		1-1-0		0-0-0							
0-0-0		0-0-0		0-0-0		AWAY		0-0-0		0-0-0		0-0-0							
0-0-0		0-0-0		0-0-0		NEUTRAL		0-0-0		0-0-0		0-0-0							
RPI	S	Opponent		Score		RPI	S	Opponent		Score		RPI	S	Opponent		Score			
11	N	Florida St.		0	12	26	A	UCF		1	3	52	N	Northwestern		7	3		
17	N	Georgia		2	10	30	A	Fla. Atlantic		2	1	54	N	Kent St.		3	6		
22	N	Minnesota		0	8	31	N	Long Beach St.		0	10	80	A	FIU		2	9		
						38	N	California		1	13	82	H	Hofstra		4	9		
						43	N	Illinois		6	4	82	N	Hofstra		3	2		
												86	N	Marshall		2	4		
												86	N	Marshall		2	10		
												89	N	San Jose St.		0	11		
														St. John's (NY)		3	2		
														Georgia Tech		0	4		
														Maine		6	7		
														Mercer		5	1		
														Manhattan		8	9		
														Massachusetts		5	1		
														Saint Louis		4	5		
														Florida A&M		1	0		
														South Dakota		2	3		
														Valparaiso		6	1		
														La Salle		9	5		
LAST 10 GAMES																			
						111	H	Saint Francis (PA)		5	1	172	N	Georgia Tech		0	4		
						111	H	Saint Francis (PA)		0	6	187	N	Maine		6	7		
								Hofstra		4	9	52	N	Northwestern		7	3		
						195	A	Manhattan		8	9	225	N	Florida A&M		1	0		
						54	N	Kent St.		3	6	30	A	Fla. Atlantic		2	1		

Non-Div. I Games:

LIU Brooklyn

Average RPI Win: 176		WON-LOST	WINNING	LAST 10	STRENGTH OF	OPP. STRENGTH	TEAM	ADJ	CONF.	ADJ CONF.		
Average RPI Loss: 132		RECORD	PCT. RANK	GAMES	SCHEDULE	OF SCHEDULE	RPI	RPI	RPI	RPI		
DIV. I ONLY		12-13-0	.48	156	4-6-0	133	231	156	.48607	161	13	13
DIV. I NON-CONF.		9-10-0	.47368	169	1-3-0	188	263	183	.46817	189	13	13
<hr/>												
TOTALS		RPI 1-25		RPI 26-50		W-L RECORDS		RPI 51-100		RPI 101-150		RPI 150+
12-13-0		0-0-0		0-0-0		OVERALL		1-4-0		5-4-0		6-5-0
4-4-0		0-0-0		0-0-0		HOME		1-2-0		0-0-0		3-2-0
4-6-0		0-0-0		0-0-0		AWAY		0-2-0		3-3-0		1-1-0
4-3-0		0-0-0		0-0-0		NEUTRAL		0-0-0		2-1-0		2-2-0
9-10-0		0-0-0		0-0-0		NON-CONFERENCE		0-2-0		3-3-0		6-5-0
3-2-0		0-0-0		0-0-0		HOME		0-0-0		0-0-0		3-2-0
2-5-0		0-0-0		0-0-		AWAY		0-2-0		1-2-0		1-1-0
4-3-0		0-0-0		0-0-0		NEUTRAL		0-0-0		2-1-0		2-2-0
3-3-0		0-0-0		0-0-0		CONFERENCE		1-2-0		2-1-0		0-0-0
1-2-0		0-0-0		0-0-0		HOME		1-2-0		0-0-0		0-0-0
2-1-0		0-0-0		0-0-0		AWAY		0-0-0		2-1-0		0-0-0
0-0-0		0-0-0		0-0-0		NEUTRAL		0-0-0		0-0-0		0-0-0
RPI	S	Opponent	Score	RPI	S	Opponent	Score	RPI	S	Opponent	Score	
								65	A	USC Upstate	0	3
								65	A	USC Upstate	2	3
								66	H	Western Caro.	7	14
								66	H	Western Caro.	0	4
								66	H	Western Caro.	8	7
				</								

Non-Div. I Games:

ETSU

Average RPI Win: 177		WON-LOST	WINNING	LAST 10	STRENGTH OF		OPP. STRENGTH	TEAM	ADJ	CONF.	ADJ CONF.
Average RPI Loss: 112		RECORD	PCT. RANK	GAMES	SCHEDULE		OF SCHEDULE	RPI	RPI	RPI	RPI
DIV. I ONLY		20-18-0	.52632	130	6-4-0		207	138	160	.48491	162
DIV. I NON-CONF.		15-14-0	.51724	136	2-1-0		258	95	187	.46839	188
TOTALS		RPI 1-25	RPI 26-50		W-L RECORDS		RPI 51-100		RPI 101-150		RPI 150+
20-18-0		0-1-0	0-1-0		OVERALL		0-4-0		8-9-0		12-3-0
14-6-0		0-0-0	0-1-0		HOME		0-0-0		4-3-0		10-2-0
5-6-0		0-1-0	0-0-0		AWAY		0-0-0		3-4-0		2-1-0
1-6-0		0-0-0	0-0-0		NEUTRAL		0-4-0		1-2-0		0-0-0
15-14-0		0-1-0	0-1-0		NON-CONFERENCE		0-4-0		5-6-0		10-2-0
13-4-0		0-0-0	0-1-0		HOME		0-0-0		3-1-0		10-2-0
1-4-0		0-1-0	0-0-		AWAY		0-0-0		1-3-0		0-0-0
1-6-0		0-0-0	0-0-0		NEUTRAL		0-4-0		1-2-0		0-0-0
5-4-0		0-0-0	0-0-0		CONFERENCE		0-0-0		3-3-0		2-1-0
1-2-0		0-0-0	0-0-0		HOME		0-0-0		1-2-0		0-0-0
4-2-0		0-0-0	0-0-0		AWAY		0-0-0		2-1-0		2-1-0
0-0-0		0-0-0	0-0-0		NEUTRAL		0-0-0		0-0-0		0-0-0
RPI S	Opponent	Score		RPI S	Opponent	Score		RPI S	Opponent	Score	
21 A	South Carolina	1	3	42 H	North Carolina	3	6	53 N	Kansas	1	5
								81 N	North Carolina St.	5	7
								81 N	North Carolina St.	1	5
								85 N	UNCG	1	16
								103 A	Jacksonville	3	4
								108 H	Towson	3	2
								109 H	Ga. Southern	4	8
								109 H	Ga. Southern	9	5
								110 N	Stanford	8	3
								110 N	Stanford	4	12
								110 N	Stanford	7	8
								128 A	Hawaii	2	3
								128 A	Hawaii	14	4
								128 A	Hawaii	4	8
								137 H	Furman	3	1
								143 A	Radford	10	4
								143 A	Radford	5	4
								143 A	Radford	2	5
								144 H	Liberty	9	1
								144 H	Liberty	4	6
								144 H	Liberty	0	2
								151 A	Presbyterian	3	0
								151 A	Presbyterian	9	4
								151 A	Presbyterian	1	9
								164 H	Memphis	3	8
								165 H	UConn	4	2
								169 H	Iowa	10	8
								169 H	Iowa	6	5
								201 H	Cleveland St.	9	0
								201 H	Cleveland St.	2	1
								213 H	Appalachian St.	5	0
LAST 10 GAMES				LAST 10 GAMES				LAST 10 GAMES			
				143 A	Radford	5	4	144 H	Liberty	9	1
				143 A	Radford	10	4	144 H	Liberty	4	6
				143 A	Radford	2	5	144 H	Liberty	0	2
				289 H	South Carolina St.	12	0	42 H	North Carolina	3	6
				289 H	South Carolina St.	12	0	151 A	Presbyterian	3	0

Non-Div. I Games:

Coastal Caro.

RPI	S	Opponent	Score	
223	H	Seton Hall	7	9
251	H	Buffalo	9	4
269	H	Columbia	8	3
289	H	South Carolina St.	12	0
289	H	South Carolina St.	12	0

Coastal Caro.

C
o
a
s
t
a
l
C
a
r
o
.

C
o
a
s
t
a
l
C
a
r
o
.

Omaha				Through Games Of April 3, 2016															
Average RPI Win: 214		WON-LOST RECORD		WINNING PCT. RANK		LAST 10 GAMES		STRENGTH OF SCHEDULE		OPP. STRENGTH OF SCHEDULE		TEAM RPI		ADJ RPI		CONF. RPI		ADJ CONF. RPI	
DIV. I ONLY		17-19-0		.47222 163		6-4-0		155		195		161		.48409 163		25		25	
DIV. I NON-CONF.		12-19-0		.3871 200		1-4-0		102		170		170		.47891 172		24		24	
TOTALS		RPI 1-25		RPI 26-50		W-L RECORDS		RPI 51-100		RPI 101-150		RPI 150+							
17-19-0		0-3-0		0-1-0		OVERALL		1-8-0		2-2-0		14-5-0							
2-0-0		0-0-0		0-0-0		HOME		0-0-0		0-0-0		2-0-0							
7-6-0		0-1-0		0-1-0		AWAY		0-1-0		0-2-0		7-1-0							
8-13-0		0-2-0		0-0-0		NEUTRAL		1-7-0		2-0-0		5-4-0							
12-19-0		0-3-0		0-1-0		NON-CONFERENCE		1-8-0		2-2-0		9-5-0							
0-0-0		0-0-0		0-0-0		HOME		0-0-0		0-0-0		2-0-0							
4-6-0		0-1-0		0-0-		AWAY		0-1-0		0-2-0		4-1-0							
8-13-0		0-2-0		0-0-0		NEUTRAL		1-7-0		2-0-0		5-4-0							
5-0-0		0-0-0		0-0-0		CONFERENCE		0-0-0		0-0-0		5-0-0							
2-0-0		0-0-0		0-0-0		HOME		0-0-0		0-0-0		2-0-0							
3-0-0		0-0-0		0-0-0		AWAY		0-0-0		0-0-0		3-0-0							
0-0-0		0-0-0		0-0-0		NEUTRAL		0-0-0		0-0-0		0-0-0							
RPI	S	Opponent		Score		RPI	S	Opponent		Score		RPI	S	Opponent		Score			
2	N	Florida		0	9	34	A	Nebraska		8	12	53	A	Kansas		0	5		
17	N	Georgia		0	13							68	N	Col. of Charleston		1	5		
18	A	Arizona		2	12							69	N	Purdue		8	5		
												73	N	Nevada		2	10		
												73	N	Nevada		3	11		
												74	N	Eastern Ky.		2	7		
												75	N	UNI		0	8		
												79	N	Jacksonville St.		1	3		
												88	N	North Texas		3	11		
														114 N UC Santa Barbara		17	16		
														124 N Elon		2	0		
														133 A Colorado St.		6	10		
														133 A Colorado St.		3	11		
														154 N UMKC		4	3		
														171 A Montana		12	3		
														171 A Montana		0	1		
														193 N Akron		4	5		
														210 N Idaho St.		2	4		
														210 N Idaho St.		1	9		
														214 N Missouri St.		15	4		
														214 N Missouri St.		2	0		
														232 N Southern Utah		9	6		
														233 N Gardner-Webb		6	12		
														238 H IUPUI		4	2		
														238 H IUPUI		8	7		
														245 A Alabama St.		7	0		
														263 A Northern Colo.		8	1		
														263 A Northern Colo.		9	0		
														268 A IPFW		17	6		
														268 A IPFW		21	11		
														268 A IPFW		19	1		
														287 N Howard		13	2		
LAST 10 GAMES																			
268	A	IPFW		19	1	171	A	Montana		0	1	287	N	Howard		13	2		
268	A	IPFW		21	11	73	N	Nevada		3	11								
268	A	IPFW		17	6	73	N	Nevada		2	10								
238	H	IUPUI		4	2	171	A	Montana		12	3								
238	H	IUPUI		8	7	34	A	Nebraska		8	12								

Non-Div. I Games:

Omaha

Average RPI Win:		208	WON-LOST RECORD		WINNING PCT. RANK		LAST 10 GAMES		STRENGTH OF SCHEDULE		OPP. STRENGTH OF SCHEDULE		TEAM RPI		ADJ RPI		CONF. RPI		ADJ CONF. RPI		
DIV. I ONLY			18-18-0		.5 144		7-3-0		194		182		166		.48135 164		7		7		
DIV. I NON-CONF.			16-17-0		.48485 154		5-2-0		185		207		169		.4803 169		7		6		
TOTALS		RPI 1-25		RPI 26-50		W-L RECORDS		RPI 51-100		RPI 101-150		RPI 150+									
18-18-0		0-2-0		0-1-0		OVERALL		0-6-0		4-2-0		14-7-0									
9-3-0		0-0-0		0-1-0		HOME		0-0-0		1-0-0		8-2-0									
3-2-0		0-2-0		0-0-0		AWAY		0-0-0		1-0-0		2-0-0									
6-13-0		0-0-0		0-0-0		NEUTRAL		0-6-0		2-2-0		4-5-0									
16-17-0		0-2-0		0-1-0		NON-CONFERENCE		0-6-0		4-2-0		12-6-0									
7-2-0		0-0-0		0-1-0		HOME		0-0-0		1-0-0		6-1-0									
3-2-0		0-2-0		0-0-		AWAY		0-0-0		1-0-0		2-0-0									
6-13-0		0-0-0		0-0-0		NEUTRAL		0-6-0		2-2-0		4-5-0									
2-1-0		0-0-0		0-0-0		CONFERENCE		0-0-0		0-0-0		2-1-0									
2-1-0		0-0-0		0-0-0		HOME		0-0-0		0-0-0		2-1-0									
0-0-0		0-0-0		0-0-0		AWAY		0-0-0		0-0-0		0-0-0									
0-0-0		0-0-0		0-0-0		NEUTRAL		0-0-0		0-0-0		0-0-0									
RPI	S	Opponent		Score		RPI	S	Opponent		Score		RPI	S	Opponent		Score					
14	A	LSU		2	17	33	H	Ole Miss		3	7	54	N	Kent St.		3	4				
24	A	Arizona St.		3	11							75	N	UNI		2	5				
												87	N	Illinois St.		3	12				
												95	N	Louisiana Tech		3	9				
												96	N	Michigan St.		3	5				
												96	N	Michigan St.		1	9				
												122	N	Nicholls St.		4	1				
												124	A	FGCU		6	0				
												137	N	Furman		8	2				
												137	N	Furman		3	4				
												144	N	Liberty		2	9				
												148	H	Wright St.		5	4				
												157	N	Middle Tenn.		2	11				
												162	A	Coastal Caro.		8	3				
												165	H	UConn		2	1				
												165	H	UConn		0	6				
												165	H	UConn		7	0				
												171	N	Montana		3	4				
												173	H	Murray St.		3	6				
												174	N	Ill.-Chicago		7	11				
												177	N	Tennessee Tech		1	10				
												179	N	Southeastern La.		7	10				
												200	H	Youngstown St.		13	5				
												200	H	Youngstown St.		4	2				
												201	H	Cleveland St.		5	4				
												230	A	Belmont		4	2				
												251	N	Buffalo		11	7				
												251	N	Buffalo		9	0				
												267	N	Mississippi Val.		4	1				
												273	H	Northern Ky.		9	1				
												273	H	Northern Ky.		7	0				
												283	H	Jackson St.		5	2				
												283	N	Jackson St.		15	2				
LAST 10 GAMES				173	H	Murray St.		3	6	273	H	Northern Ky.		7	0	273	H	Northern Ky.		9	1
				165	H	UConn		2	1							201	H	Cleveland St.		5	4
				165	H	UConn		0	6							230	A	Belmont		4	2
				165	H	UConn		7	0							251	N	Buffalo		9	0
				33	H	Ole Miss		3	7												

Non-Div. I Games:

Memphis

UConn

Average RPI Win: 165		WON-LOST RECORD		WINNING PCT. RANK		LAST 10 GAMES		STRENGTH OF SCHEDULE		OPP. STRENGTH OF SCHEDULE		TEAM RPI		ADJ RPI		CONF. RPI		ADJ CONF. RPI	
DIV. I ONLY		13-21-0		.38235 214		6-4-0		90		173		162		.47948 165		7		7	
DIV. I NON-CONF.		12-18-0		.4 194		5-1-0		84		186		154		.48394 159		7		6	
TOTALS		RPI 1-25		RPI 26-50		W-L RECORDS		RPI 51-100		RPI 101-150		RPI 150+							
13-21-0		0-2-0		1-3-0		OVERALL		2-5-0		2-3-0		8-8-0							
2-1-0		0-0-0		0-1-0		HOME		0-0-0		0-0-0		2-0-0							
2-9-0		0-2-0		0-1-0		AWAY		1-2-0		0-0-0		1-4-0							
9-11-0		0-0-0		1-1-0		NEUTRAL		1-3-0		2-3-0		5-4-0							
12-18-0		0-2-0		1-2-0		NON-CONFERENCE		2-5-0		2-3-0		7-6-0							
2-0-0		0-0-0		0-0-0		HOME		0-0-0		0-0-0		2-0-0							
1-7-0		0-2-0		0-0-		AWAY		1-2-0		0-0-0		0-2-0							
9-11-0		0-0-0		1-1-0		NEUTRAL		1-3-0		2-3-0		5-4-0							
1-3-0		0-0-0		0-1-0		CONFERENCE		0-0-0		0-0-0		1-2-0							
0-1-0		0-0-0		0-1-0		HOME		0-0-0		0-0-0		0-0-0							
1-2-0		0-0-0		0-0-0		AWAY		0-0-0		0-0-0		1-2-0							
0-0-0		0-0-0		0-0-0		NEUTRAL		0-0-0		0-0-0		0-0-0							
RPI	S	Opponent		Score		RPI	S	Opponent		Score		RPI	S	Opponent		Score			
14	A	LSU		2	13	26	H	UCF		0	1	68	A	Col. of Charleston		2	3		
21	A	South Carolina		4	5	30	A	Fla. Atlantic		1	3	73	N	Nevada		7	8		
						40	N	Ohio St.		1	7	73	N	Nevada		2	3		
						50	N	Northern Ill.		3	0	82	A	Hofstra		9	3		
												82	A	Hofstra		8	10		
												96	N	Michigan St.		0	9		
												96	N	Michigan St.		8	3		
														Kennesaw St.		1	9		
														Pacific		0	3		
														North Florida		3	0		
														North Florida		4	0		
														Miami (OH)		1	10		
														St. John's (NY)		7	4		
														St. John's (NY)		5	0		
														Coastal Caro.		2	4		
														Memphis		1	2		
														Memphis		6	0		
														Memphis		0	7		
														Ill.-Chicago		2	3		
														Ill.-Chicago		0	7		
														Eastern Mich.		9	1		
														Brown		7	0		
														Florida A&M		1	2		
														Florida A&M		1	2		
														Central Conn. St.		5	0		
														Bryant		2	0		
														Bryant		15	2		
														Santa Clara		0	3		
LAST 10 GAMES																			
						26	H	UCF		0	1	164	A	Memphis		0	7		
						274	H	Bryant		2	0	185	N	Eastern Mich.		9	1		
						274	H	Bryant		15	2	149	N	Miami (OH)		1	10		
						164	A	Memphis		1	2	218	N	Brown		7	0		
						164	A	Memphis		6	0	228	N	Central Conn. St.		5	0		

Non-Div. I Games:

UConn

Average RPI Win:	169	WON-LOST	WINNING	LAST 10	STRENGTH OF	OPP. STRENGTH	TEAM	ADJ	CONF.	ADJ CONF.			
Average RPI Loss:	102	RECORD	PCT. RANK	GAMES	SCHEDULE	OF SCHEDULE	RPI	RPI	RPI	RPI			
DIV. I ONLY		10-28-0	.26316	254	2-8-0	34	175	171	.47939	166	18	18	
DIV. I NON-CONF.		8-18-0	.30769	232	0-2-0	19	145	128	.49956	129	18	18	
<hr/>													
TOTALS	RPI 1-25	RPI 26-50		W-L RECORDS		RPI 51-100		RPI 101-150		RPI 150+			
10-28-0	0-7-0	0-0-0		OVERALL		2-5-0		4-12-0		4-4-0			
8-6-0	0-2-0	0-0-0		HOME		1-0-0		4-4-0		3-0-0			
0-14-0	0-4-0	0-0-0		AWAY		0-3-0		0-5-0		0-2-0			
2-8-0	0-1-0	0-0-0		NEUTRAL		1-2-0		0-3-0		1-2-0			
<hr/>													
8-18-0	0-7-0	0-0-0		NON-CONFERENCE		2-1-0		2-8-0		4-2-0			
6-5-0	0-2-0	0-0-0		HOME		1-0-0		2-3-0		3-0-0			
0-6-0	0-4-0	0-0-		AWAY		0-0-0		0-2-0		0-0-0			
2-7-0	0-1-0	0-0-0		NEUTRAL		1-1-0		0-3-0		1-2-0			
<hr/>													
2-10-0	0-0-0	0-0-0		CONFERENCE		0-4-0		2-4-0		0-2-0			
2-1-0	0-0-0	0-0-0		HOME		0-0-0		2-1-0		0-0-0			
0-8-0	0-0-0	0-0-0		AWAY		0-3-0		0-3-0		0-2-0			
0-1-0	0-0-0	0-0-0		NEUTRAL		0-1-0		0-0-0		0-0-0			
<hr/>													
RPI S	Opponent	Score		RPI S	Opponent	Score		RPI S	Opponent	Score			
2 A	Florida	0	7			60 H	Lehigh	5	2	108 H	Towson	4	2
16 H	Kentucky	0	11			84 N	Ohio	1	5	115 A	Charlotte	1	9
16 H	Kentucky	0	8			85 N	UNCG	6	1	115 A	Charlotte	0	2
17 A	Georgia	3	18			94 A	Longwood	5	8	117 H	UNCW	4	5
17 A	Georgia	0	11			94 A	Longwood	0	1	117 H	UNCW	3	2
20 N	South Fla.	0	8			94 A	Longwood	2	8	124 N	Elon	0	15
21 A	South Carolina	1	9			94 N	Longwood	1	7	124 N	Elon	3	17
										131 N	North Florida	8	9
										143 H	Radford	6	3
										143 H	Radford	1	2
										143 H	Radford	6	3
										144 A	Liberty	3	5
										144 A	Liberty	0	7
										144 A	Liberty	4	11
										145 H	Albany (NY)	10	12
										145 H	Albany (NY)	8	10
										151 A	Presbyterian	2	3
										151 A	Presbyterian	0	2
										153 N	Central Mich.	1	3
										218 H	Brown	8	3
										236 N	Fairfield	1	4
										263 H	Canisius	8	7
										275 N	Hartford	7	4
										282 H	Rider	9	3
<hr/>													
LAST 10 GAMES													
94 A	Longwood	0	1	143 H	Radford	6	3	275 N	Hartford	7	4		
94 A	Longwood	5	8	143 H	Radford	1	2	282 H	Rider	9	3		
94 A	Longwood	2	8	143 H	Radford	6	3						
115 A	Charlotte	1	9	151 A	Presbyterian	0	2						
115 A	Charlotte	0	2	151 A	Presbyterian	2	3						

Non-Div. I Games: Humber (CAN) 8 1 Humber (CAN) 6 1

Winthrop

Average RPI Win:	195	WON-LOST	WINNING	LAST 10	STRENGTH OF	OPP. STRENGTH	TEAM	ADJ	CONF.	ADJ CONF.	
Average RPI Loss:	92	RECORD	PCT. RANK	GAMES	SCHEDULE	OF SCHEDULE	RPI	RPI	RPI	RPI	
DIV. I ONLY	13-17-1	.43548	186	6-3-1	145	141	164	.47906	167	17	16
DIV. I NON-CONF.	13-17-1	.43548	183	6-3-1	151	138	166	.47906	171	17	16
<hr/>											
TOTALS	RPI 1-25	RPI 26-50		W-L RECORDS		RPI 51-100		RPI 101-150		RPI 150+	
13-17-1	0-1-0	0-6-0		OVERALL		0-3-0		2-5-1		11-2-0	
5-4-0	0-0-0	0-0-0		HOME		0-0-0		0-2-0		5-2-0	
3-2-1	0-0-0	0-0-0		AWAY		0-0-0		2-2-1		1-0-0	
5-11-0	0-1-0	0-6-0		NEUTRAL		0-3-0		0-1-0		5-0-0	
13-17-1	0-1-0	0-6-0		NON-CONFERENCE		0-3-0		2-5-1		11-2-0	
5-4-0	0-0-0	0-0-0		HOME		0-0-0		0-2-0		5-2-0	
3-2-1	0-0-0	0-0-		AWAY		0-0-0		2-2-1		1-0-0	
5-11-0	0-1-0	0-6-0		NEUTRAL		0-3-0		0-1-0		5-0-0	
0-0-0	0-0-0	0-0-0		CONFERENCE		0-0-0		0-0-0		0-0-0	
0-0-0	0-0-0	0-0-0		HOME		0-0-0		0-0-0		0-0-0	
0-0-0	0-0-0	0-0-0		AWAY		0-0-0		0-0-0		0-0-0	
0-0-0	0-0-0	0-0-0		NEUTRAL		0-0-0		0-0-0		0-0-0	
RPI	S	Opponent	Score	RPI	S	Opponent	Score	RPI	S	Opponent	Score
6	N	Oregon	2 7	31	N	Long Beach St.	1 9	62	N	New Mexico St.	4 12
				33	N	Ole Miss	0 5	78	N	Weber St.	5 6
				33	N	Ole Miss	2 10	93	N	Drake	10 11
				43	N	Illinois	3 9				
				48	N	North Dakota St.	0 8				
				48	N	North Dakota St.	1 5				
											</

Non-Div. I Games:

St. Mary's (CA)

Average RPI Win:		234	WON-LOST RECORD		WINNING PCT. RANK		LAST 10 GAMES		STRENGTH OF SCHEDULE		OPP. STRENGTH OF SCHEDULE		TEAM RPI		ADJ RPI		CONF. RPI		ADJ CONF. RPI					
DIV. I ONLY			21-7-0		.75		24		9-1-0		290		232		165		.47899		168		30		30	
DIV. I NON-CONF.			19-7-0		.73077		34		7-1-0		289		239		157		.4839		160		30		30	
TOTALS		RPI 1-25		RPI 26-50		W-L RECORDS		RPI 51-100		RPI 101-150		RPI 150+												
21-7-0		0-1-0		0-0-0		OVERALL		0-1-0		4-2-0		17-3-0												
4-0-0		0-0-0		0-0-0		HOME		0-0-0		0-0-0		4-0-0												
7-2-0		0-1-0		0-0-0		AWAY		0-0-0		2-0-0		5-1-0												
10-5-0		0-0-0		0-0-0		NEUTRAL		0-1-0		2-2-0		8-2-0												
19-7-0		0-1-0		0-0-0		NON-CONFERENCE		0-1-0		4-2-0		15-3-0												
2-0-0		0-0-0		0-0-0		HOME		0-0-0		0-0-0		2-0-0												
7-2-0		0-1-0		0-0-		AWAY		0-0-0		2-0-0		5-1-0												
10-5-0		0-0-0		0-0-0		NEUTRAL		0-1-0		2-2-0		8-2-0												
2-0-0		0-0-0		0-0-0		CONFERENCE		0-0-0		0-0-0		2-0-0												
2-0-0		0-0-0		0-0-0		HOME		0-0-0		0-0-0		2-0-0												
0-0-0		0-0-0		0-0-0		AWAY		0-0-0		0-0-0		0-0-0												
0-0-0		0-0-0		0-0-0		NEUTRAL		0-0-0		0-0-0		0-0-0												
RPI	S	Opponent		Score		RPI	S	Opponent		Score		RPI	S	Opponent		Score								
20	A	South Fla.		0 9								107	A	Stetson		7 4								
												107	A	Stetson		3 1								
												109	N	Ga. Southern		5 9								
												131	N	North Florida		4 3								
												146	N	Army West Point		3 4								
												146	N	Army West Point		2 1								
												185	N	Eastern Mich.		6 4								
												186	N	Providence		3 2								
												187	N	Maine		1 10								
												199	A	George Mason		4 5								
												243	A	Bethune-Cookman		5 2								
												243	A	Bethune-Cookman		3 2								
												248	H	Cornell		10 2								
												248	H	Cornell		5 1								
												259	A	UMBC		4 1								
												265	N	Mt. St. Mary's		10 9								
												270	N	UMass Lowell		4 2								
												270	N	UMass Lowell		2 1								
												275	N	Hartford		4 1								
												278	N	Morgan St.		3 6								
												284	H	Niagara		1 0								
												284	H	Niagara		6 3								
												287	N	Howard		8 2								
												287	N	Howard		11 1								
												295	A	Coppin St.		14 2								
												295	A	Coppin St.		12 6								

Iowa					Through Games Of April 3, 2016							
Average RPI Win:	118	WON-LOST RECORD	WINNING PCT. RANK	LAST 10 GAMES	STRENGTH OF SCHEDULE	OPP. STRENGTH OF SCHEDULE	TEAM RPI	ADJ RPI	CONF. RPI	ADJ CONF. RPI		
DIV. I ONLY	9-21-0	.3	243	2-8-0	63	124	178	.4789	169	4	4	
DIV. I NON-CONF.	8-16-0	.33333	218	1-3-0	66	159	175	.48205	163	4	4	
<hr/>												
TOTALS	RPI 1-25	RPI 26-50		W-L RECORDS	RPI 51-100		RPI 101-150		RPI 150+			
9-21-0	0-0-0	2-7-0		OVERALL	1-2-0		4-6-0		2-6-0			
1-2-0	0-0-0	0-0-0		HOME	1-2-0		0-0-0		0-0-0			
1-11-0	0-0-0	0-5-0		AWAY	0-0-0		1-2-0		0-4-0			
7-8-0	0-0-0	2-2-0		NEUTRAL	0-0-0		3-4-0		2-2-0			
<hr/>												
8-16-0	0-0-0	2-4-0		NON-CONFERENCE	0-0-0		4-6-0		2-6-0			
0-0-0	0-0-0	0-0-0		HOME	0-0-0		0-0-0		0-0-0			
1-8-0	0-0-0	0-0-		AWAY	0-0-0		1-2-0		0-4-0			
7-8-0	0-0-0	2-2-0		NEUTRAL	0-0-0		3-4-0		2-2-0			
<hr/>												
1-5-0	0-0-0	0-3-0		CONFERENCE	1-2-0		0-0-0		0-0-0			
1-2-0	0-0-0	0-0-0		HOME	1-2-0		0-0-0		0-0-0			
0-3-0	0-0-0	0-3-0		AWAY	0-0-0		0-0-0		0-0-0			
0-0-0	0-0-0	0-0-0		NEUTRAL	0-0-0		0-0-0		0-0-0			
<hr/>												
RPI S	Opponent	Score	RPI S	Opponent	Score	RPI S	Opponent	Score	RPI S	Opponent	Score	
			29 A	Tulsa	1 2	69 H	Purdue	4 6	101 N	Lipscomb	0 7	
			29 A	Tulsa	7 9	69 H	Purdue	10 3	109 N	Ga. Southern	2 10	
			36 N	Texas	1 0	69 H	Purdue	7 8	109 N	Ga. Southern	4 7	
			36 N	Texas	3 4				109 N	Ga. Southern	11 0	
			46 A	Indiana	3 9				128 A	Hawaii	4 5	
			46 A	Indiana	5 10				128 A	Hawaii	4 0	
			46 A	Indiana	3 5				128 A	Hawaii	3 4	
			47 N	Louisville	1 0				138 N	Lamar	14 8	
			47 N	Louisville	2 7				138 N	Lamar	4 3	
									150 N	Loyola Chicago	0 4	
									155 N	Sam Houston St.	8 0	
									162 A	Coastal Caro.	8 10	
									162 A	Coastal Caro.	5 6	
									174 N	Ill.-Chicago	2 3	
									192 N	Indiana St.	2 3	
									197 A	A&M-Corpus Christi	1 2	
									197 A	A&M-Corpus Christi	1 2	
									238 N	IUPUI	7 1	
<hr/>												
LAST 10 GAMES												
			69 H	Purdue	10 3	46 A	Indiana	3 5				
			69 H	Purdue	7 8	128 A	Hawaii	4 0				
			69 H	Purdue	4 6	128 A	Hawaii	4 5				
			46 A	Indiana	5 10	36 N	Texas	3 4				
			46 A	Indiana	3 9	128 A	Hawaii	3 4				

Non-Div. I Games:

Iowa

Average RPI Win:	140	WON-LOST	WINNING	LAST 10	STRENGTH OF	OPP. STRENGTH	TEAM	ADJ	CONF.	ADJ CONF.	
Average RPI Loss:	105	RECORD	PCT. RANK	GAMES	SCHEDULE	OF SCHEDULE	RPI	RPI	RPI	RPI	
DIV. I ONLY	12-18-0	.4	205	4-6-0	130	89	168	.47884	170	10	10
DIV. I NON-CONF.	8-13-0	.38095	202	0-1-0	144	131	185	.46855	187	9	9
<hr/>											
TOTALS	RPI 1-25	RPI 26-50		W-L RECORDS	RPI 51-100		RPI 101-150		RPI 150+		
12-18-0	0-1-0	0-2-0		OVERALL	6-8-0		2-3-0		4-4-0		
7-11-0	0-0-0	0-1-0		HOME	4-4-0		0-3-0		3-3-0		
1-4-0	0-1-0	0-1-0		AWAY	1-2-0		0-0-0		0-0-0		
4-3-0	0-0-0	0-0-0		NEUTRAL	1-2-0		2-0-0		1-1-0		
<hr/>											
8-13-0	0-1-0	0-2-0		NON-CONFERENCE	2-3-0		2-3-0		4-4-0		
4-8-0	0-0-0	0-1-0		HOME	1-1-0		0-3-0		3-3-0		
0-2-0	0-1-0	0-0-		AWAY	0-0-0		0-0-0		0-0-0		
4-3-0	0-0-0	0-0-0		NEUTRAL	1-2-0		2-0-0		1-1-0		
<hr/>											
4-5-0	0-0-0	0-0-0		CONFERENCE	4-5-0		0-0-0		0-0-0		
3-3-0	0-0-0	0-0-0		HOME	3-3-0		0-0-0		0-0-0		
1-2-0	0-0-0	0-0-0		AWAY	1-2-0		0-0-0		0-0-0		
0-0-0	0-0-0	0-0-0		NEUTRAL	0-0-0		0-0-0		0-0-0		
<hr/>											
RPI	S	Opponent	Score	RPI	S	Opponent	Score	RPI	S	Opponent	Score
8	A	Auburn	1 19	35	A	Mississippi St.	0 7	66	H	Western Caro.	8 4
				47	H	Louisville	0 12	66	H	Western Caro.	0 1
								76	A	Southern Miss.	4 5
								76	A	Southern Miss.	4 0
								76	A	Southern Miss.	2 3
								80	H	FIU	5 4
								80	H	FIU	7 16
								80	H	FIU	10 2
								83	N	Northwestern St.	2 8
								88	H	North Texas	6 9
								88	H	North Texas	6 3
								88	H	North Texas	4 9
								99	N	Central Ark.	2 0
								99	N	Central Ark.	2 3

Non-Div. I Games:

Western Ky.

Montana

Average RPI Win:		183	WON-LOST RECORD		WINNING PCT. RANK		LAST 10 GAMES		STRENGTH OF SCHEDULE		OPP. STRENGTH OF SCHEDULE		TEAM RPI		ADJ RPI		CONF. RPI		ADJ CONF. RPI	
DIV. I ONLY			13-18-0		.41935 195		6-4-0		154		122		173		.47832 171		24		23	
DIV. I NON-CONF.			8-15-0		.34783 213		2-2-0		77		102		163		.48509 155		23		23	
TOTALS		RPI 1-25		RPI 26-50		W-L RECORDS		RPI 51-100		RPI 101-150		RPI 150+								
13-18-0		0-2-0		0-1-0		OVERALL		3-8-0		1-4-0		9-3-0								
3-5-0		0-0-0		0-0-0		HOME		1-2-0		1-2-0		1-1-0								
5-4-0		0-2-0		0-0-0		AWAY		1-1-0		0-0-0		4-1-0								
5-9-0		0-0-0		0-1-0		NEUTRAL		1-5-0		0-2-0		4-1-0								
8-15-0		0-2-0		0-1-0		NON-CONFERENCE		3-8-0		0-1-0		5-3-0								
2-3-0		0-0-0		0-0-0		HOME		1-2-0		0-0-0		1-1-0								
2-4-0		0-2-0		0-0-		AWAY		1-1-0		0-0-0		1-1-0								
4-8-0		0-0-0		0-1-0		NEUTRAL		1-5-0		0-1-0		3-1-0								
5-3-0		0-0-0		0-0-0		CONFERENCE		0-0-0		1-3-0		4-0-0								
1-2-0		0-0-0		0-0-0		HOME		0-0-0		1-2-0		0-0-0								
3-0-0		0-0-0		0-0-0		AWAY		0-0-0		0-0-0		3-0-0								
1-1-0		0-0-0		0-0-0		NEUTRAL		0-0-0		0-1-0		1-0-0								
RPI	S	Opponent		Score		RPI	S	Opponent		Score		RPI	S	Opponent		Score				
7	A	Washington		2	12	50	N	Northern Ill.		3	13	51	A	Grand Canyon		4	3			
24	A	Arizona St.		2	9							51	A	Grand Canyon		2	10			
												54	N	Kent St.		0	2			
												57	N	Texas St.		0	2			
												57	N	Texas St.		0	8			
												73	H	Nevada		4	6			
												73	H	Nevada		0	3			
												73	H	Nevada		6	5			
												75	N	UNI		1	7			
												87	N	Illinois St.		17	6			
												87	N	Illinois St.		4	5			
	</																			

Non-Div. I Games:

Montana

Average RPI Win: 175		WON-LOST	WINNING	LAST 10	STRENGTH OF		OPP. STRENGTH	TEAM	ADJ	CONF.	ADJ CONF.
Average RPI Loss: 70		RECORD	PCT. RANK	GAMES	SCHEDULE		OF SCHEDULE	RPI	RPI	RPI	RPI
DIV. I ONLY		14-21-0	.4	205	4-6-0		157	51	172	.4767	172
DIV. I NON-CONF.		11-13-0	.45833	174	2-3-0		239	59	195	.46575	192
TOTALS		RPI 1-25	RPI 26-50		W-L RECORDS		RPI 51-100		RPI 101-150		RPI 150+
14-21-0		0-3-0	2-7-0		OVERALL		2-7-0		0-2-0		10-2-0
7-10-0		0-0-0	1-4-0		HOME		0-5-0		0-0-0		6-1-0
2-9-0		0-2-0	1-3-0		AWAY		1-2-0		0-2-0		0-0-0
5-2-0		0-1-0	0-0-0		NEUTRAL		1-0-0		0-0-0		4-1-0
11-13-0		0-3-0	0-3-0		NON-CONFERENCE		1-3-0		0-2-0		10-2-0
6-5-0		0-0-0	0-2-0		HOME		0-2-0		0-0-0		6-1-0
0-6-0		0-2-0	0-0-		AWAY		0-1-0		0-2-0		0-0-0
5-2-0		0-1-0	0-0-0		NEUTRAL		1-0-0		0-0-0		4-1-0
3-8-0		0-0-0	2-4-0		CONFERENCE		1-4-0		0-0-0		0-0-0
1-5-0		0-0-0	1-2-0		HOME		0-3-0		0-0-0		0-0-0
2-3-0		0-0-0	1-2-0		AWAY		1-1-0		0-0-0		0-0-0
0-0-0		0-0-0	0-0-0		NEUTRAL		0-0-0		0-0-0		0-0-0
RPI S	Opponent	Score		RPI S	Opponent	Score		RPI S	Opponent	Score	
17 A	Georgia	0	5	26 A	UCF	0	1	52 N	Northwestern	3	2
20 A	South Fla.	0	8	40 H	Ohio St.	0	6	56 A	Georgia St.	2	3
21 N	South Carolina	1	3	40 H	Ohio St.	3	4	64 H	Boston College	1	4
				45 H	Virginia Tech	1	0	64 H	Boston College	4	8
				45 H	Virginia Tech	0	5	64 H	Boston College	0	9
				45 H	Virginia Tech	0	1	69 H	Purdue	0	3
				47 A	Louisville	5	2	69 H	Purdue	3	4
				47 A	Louisville	4	5	72 A	Syracuse	7	8
				47 A	Louisville	3	12	72 A	Syracuse	6	4
				LAST 10 GAMES							
				72 A	Syracuse	7	8	45 H	Virginia Tech	0	1
				72 A	Syracuse	6	4	26 A	UCF	0	1
				17 A	Georgia	0	5	52 N	Northwestern	3	2
				45 H	Virginia Tech	0	5	160 N	LIU Brooklyn	4	0
				45 H	Virginia Tech	1	0	275 N	Hartford	3	4

Non-Div. I Games:

Georgia Tech

Average RPI Win: 192		WON-LOST RECORD		WINNING PCT. RANK		LAST 10 GAMES		STRENGTH OF SCHEDULE		OPP. STRENGTH OF SCHEDULE		TEAM RPI		ADJ RPI		CONF. RPI		ADJ CONF. RPI	
DIV. I ONLY		14-18-0		.4375 183		5-5-0		165		153		174		.47634 173		21		21	
DIV. I NON-CONF.		9-12-0		.42857 186		1-1-0		114		101		141		.49132 140		21		21	
TOTALS		RPI 1-25		RPI 26-50		W-L RECORDS		RPI 51-100		RPI 101-150		RPI 150+							
14-18-0		0-2-0		0-2-0		OVERALL		0-5-0		3-4-0		11-5-0							
3-2-0		0-0-0		0-0-0		HOME		0-0-0		0-0-0		3-2-0							
4-12-0		0-2-0		0-0-0		AWAY		0-5-0		1-2-0		3-3-0							
7-4-0		0-0-0		0-2-0		NEUTRAL		0-0-0		2-2-0		5-0-0							
9-12-0		0-2-0		0-2-0		NON-CONFERENCE		0-3-0		3-4-0		6-1-0							
1-1-0		0-0-0		0-0-0		HOME		0-0-0		0-0-0		1-1-0							
2-7-0		0-2-0		0-0-		AWAY		0-3-0		1-2-0		1-0-0							
6-4-0		0-0-0		0-2-0		NEUTRAL		0-0-0		2-2-0		4-0-0							
5-6-0		0-0-0		0-0-0		CONFERENCE		0-2-0		0-0-0		5-4-0							
2-1-0		0-0-0		0-0-0		HOME		0-0-0		0-0-0		2-1-0							
2-5-0		0-0-0		0-0-0		AWAY		0-2-0		0-0-0		2-3-0							
1-0-0		0-0-0		0-0-0		NEUTRAL		0-0-0		0-0-0		1-0-0							
RPI	S	Opponent		Score		RPI	S	Opponent		Score		RPI	S	Opponent		Score			
8	A	Auburn		0	10	46	N	Indiana		1	5	74	A	Eastern Ky.		3	4		
16	A	Kentucky		1	6	46	N	Indiana		0	1	74	A	Eastern Ky.		2	3		
												83	A	Northwestern St.		0	5		
												83	A	Northwestern St.		2	6		
												83	A	Northwestern St.		0	1		
												102	A	Kennesaw St.		0	7		
												103	A	Jacksonville		9	1		
												103	A	Jacksonville		2	4		
												106	N	Ball St.		5	9		
												106	N	Ball St.		6	1		
												150	N	Loyola Chicago		8	1		
												150	N	Loyola Chicago		1	9		
												156	H	Evansville		3	1		
												156	H	Evansville		4	5		
												161	N	ETSU		5	0		
												164	A	Memphis		6	3		
												202	H	Eastern Ill.		7	5		
												202	H	Eastern Ill.		0	2		
												202	H	Eastern Ill.		4	0		
												209	A	Morehead St.		8	2		
												209	A	Morehead St.		2	3		
												214	N	Missouri St.		1	0		
												217	A	Southeast Mo. St.		3	4		
												217	A	Southeast Mo. St.		1	9		
												217	A	Southeast Mo. St.		16	5		
												250	N	Austin Peay		10	5		
												274	N	Bryant		6	0		
												274	N	Bryant		2	1		
LAST 10 GAMES																			
				202	H	Eastern Ill.		0	2	209	A	Morehead St.		2	3	274	N	Bryant	
				202	H	Eastern Ill.		4	0	74	A	Eastern Ky.		2	3				
				202	H	Eastern Ill.		7	5	74	A	Eastern Ky.		3	4				
				164	A	Memphis		6	3	16	A	Kentucky		1	6				
				209	A	Morehead St.		8	2	217	A	Southeast Mo. St.		16	5				

Non-Div. I Games:

Murray St.

Average RPI Win:	193	WON-LOST RECORD	WINNING PCT. RANK	LAST 10 GAMES	STRENGTH OF SCHEDULE	OPP. STRENGTH OF SCHEDULE	TEAM RPI	ADJ RPI	CONF. RPI	ADJ CONF. RPI		
DIV. I ONLY		19-11-0	.63333	64	7-3-0	275	127	169	.47581	174	28	27
DIV. I NON-CONF.		14-10-0	.58333	91	2-2-0	260	140	165	.4779	173	27	27

TOTALS	RPI 1-25	RPI 26-50		W-L RECORDS		RPI 51-100		RPI 101-150		RPI 150+		
19-11-0	0-0-0	0-1-0		OVERALL		2-4-0		1-1-0		16-5-0		
3-0-0	0-0-0	0-0-0		HOME		0-0-0		0-0-0		3-0-0		
6-5-0	0-0-0	0-1-0		AWAY		1-0-0		1-1-0		4-2-0		
10-6-0	0-0-0	0-0-0		NEUTRAL		1-4-0		0-0-0		9-2-0		
14-10-0	0-0-0	0-1-0		NON-CONFERENCE		2-4-0		1-1-0		11-4-0		
0-0-0	0-0-0	0-0-0		HOME		0-0-0		0-0-0		0-0-0		
4-4-0	0-0-0	0-0-		AWAY		1-0-0		1-1-0		2-2-0		
10-6-0	0-0-0	0-0-0		NEUTRAL		1-4-0		0-0-0		9-2-0		
5-1-0	0-0-0	0-0-0		CONFERENCE		0-0-0		0-0-0		5-1-0		
3-0-0	0-0-0	0-0-0		HOME		0-0-0		0-0-0		3-0-0		
2-1-0	0-0-0	0-0-0		AWAY		0-0-0		0-0-0		2-1-0		
0-0-0	0-0-0	0-0-0		NEUTRAL		0-0-0		0-0-0		0-0-0		
RPI	S	Opponent	Score	RPI	S	Opponent	Score	RPI	S	Opponent	Score	
				46	A	Indiana	2 3	54	N	Kent St.	0 10	
								61	A	San Diego St.	6 4	
								73	N	Nevada	0 2	
								74	N	Eastern Ky.	5 8	
								96	N	Michigan St.	7 6	
								96	N	Michigan St.	3 4	
								124	A	FGCU	3 4	
								146	A	SIUE	4 3	
								157	N	Middle Tenn.	5 1	
								164	N	Memphis	11 7	
								165	N	UConn	7 0	
								165	N	UConn	3 2	
								169	N	Iowa	3 2	
								192	N	Indiana St.	4 3	
								192	N	Indiana St.	2 3	
								201	A	Cleveland St.	8 9	
								201	A	Cleveland St.	10 0	
								201	A	Cleveland St.	10 3	
								208	A	San Diego	5 2	
								221	N	Western Ill.	0 1	
								226	N	Portland St.	5 4	
								234	H	Detroit	2 1	
								234	H	Detroit	5 1	
								234	H	Detroit	8 1	
								238	A	IUPUI	1 6	
								258	N	Utah Valley	9 8	
								268	N	IPFW	9 0	
								279	A	Santa Clara	8 3	
								279	A	Santa Clara	3 4	

LAST 10 GAMES												
				201	A	Cleveland St.	10 0	234	H	Detroit	2 1	
				201	A	Cleveland St.	8 9	146	A	SIUE	4 3	
				201	A	Cleveland St.	10 3	238	A	IUPUI	1 6	
				234	H	Detroit	5 1	96	N	Michigan St.	7 6	
				234	H	Detroit	8 1	46	A	Indiana	2 3	

Non-Div. I Games:

Ill.-Chicago

Average RPI Win:		144	WON-LOST RECORD		WINNING PCT. RANK	LAST 10 GAMES		STRENGTH OF SCHEDULE		OPP. STRENGTH OF SCHEDULE	TEAM RPI	ADJ RPI	CONF. RPI	ADJ CONF. RPI			
DIV. I ONLY			11-24-0		.31429	235	5-5-0		58		194	179	.47544	175	29	29	
DIV. I NON-CONF.			9-24-0		.27273	242	3-5-0		47		183	191	.46988	185	29	29	
TOTALS		RPI 1-25		RPI 26-50		W-L RECORDS		RPI 51-100		RPI 101-150		RPI 150+					
11-24-0		1-2-0		1-5-0		OVERALL		3-4-0		1-1-0		5-12-0					
2-0-0		0-0-0		0-0-0		HOME		2-0-0		0-0-0		0-0-0					
4-11-0		0-1-0		1-1-0		AWAY		1-3-0		0-0-0		2-6-0					
5-13-0		1-1-0		0-4-0		NEUTRAL		0-1-0		1-1-0		3-6-0					
9-24-0		1-2-0		1-5-0		NON-CONFERENCE		3-4-0		1-1-0		3-12-0					
2-0-0		0-0-0		0-0-0		HOME		2-0-0		0-0-0		0-0-0					
2-11-0		0-1-0		1-0-		AWAY		1-3-0		0-0-0		0-6-0					
5-13-0		1-1-0		0-4-0		NEUTRAL		0-1-0		1-1-0		3-6-0					
2-0-0		0-0-0		0-0-0		CONFERENCE		0-0-0		0-0-0		2-0-0					
0-0-0		0-0-0		0-0-0		HOME		0-0-0		0-0-0		0-0-0					
2-0-0		0-0-0		0-0-0		AWAY		0-0-0		0-0-0		2-0-0					
0-0-0		0-0-0		0-0-0		NEUTRAL		0-0-0		0-0-0		0-0-0					
RPI	S	Opponent		Score		RPI	S	Opponent		Score		RPI	S	Opponent		Score	
5	A	James Madison		0	8	27	N	Oregon St.		1	8	54	H	Kent St.		14	11
22	N	Minnesota		4	1	30	A	Fla. Atlantic		0	7	54	H	Kent St.		3	2
25	N	Utah		0	9	30	A	Fla. Atlantic		2	1	73	N	Nevada		0	9
						39	N	BYU		2	7	85	A	UNCG		0	8
						50	N	Northern Ill.		0	8	85	A	UNCG		5	6
						50	N	Northern Ill.		0	9	97	A	Penn St.		3	1
												97	A	Penn St.		5	8
											</						

Non-Div. I Games:

Robert Morris

Average RPI Win:		201	WON-LOST	WINNING	LAST 10	STRENGTH OF		OPP. STRENGTH	TEAM	ADJ	CONF.	ADJ CONF.
Average RPI Loss:		88	RECORD	PCT. RANK	GAMES	SCHEDULE		OF SCHEDULE	RPI	RPI	RPI	RPI
DIV. I ONLY			18-20-0	.47368	159	4-6-0		204	119	177	.47405	176
DIV. I NON-CONF.			14-12-0	.53846	119	2-2-0		232	158	167	.48038	168
TOTALS		RPI 1-25	RPI 26-50		W-L RECORDS		RPI 51-100		RPI 101-150		RPI 150+	
18-20-0		0-3-0	0-6-0		OVERALL		2-2-0		3-4-0		13-5-0	
6-5-0		0-0-0	0-2-0		HOME		1-0-0		1-3-0		4-0-0	
5-12-0		0-2-0	0-4-0		AWAY		1-2-0		0-0-0		4-3-0	
7-3-0		0-0-0	0-0-0		NEUTRAL		0-0-0		2-1-0		5-2-0	
14-12-0		0-3-0	0-3-0		NON-CONFERENCE		1-0-0		2-2-0		11-4-0	
5-3-0		0-0-0	0-2-0		HOME		1-0-0		0-1-0		4-0-0	
2-6-0		0-3-0	0-0-		AWAY		0-0-0		0-0-0		2-2-0	
7-3-0		0-0-0	0-0-0		NEUTRAL		0-0-0		2-1-0		5-2-0	
4-8-0		0-0-0	0-3-0		CONFERENCE		1-2-0		1-2-0		2-1-0	
1-2-0		0-0-0	0-0-0		HOME		0-0-0		1-2-0		0-0-0	
3-6-0		0-0-0	0-3-0		AWAY		1-2-0		0-0-0		2-1-0	
0-0-0		0-0-0	0-0-0		NEUTRAL		0-0-0		0-0-0		0-0-0	
RPI S	Opponent	Score	RPI S	Opponent	Score	RPI S	Opponent	Score	RPI S	Opponent	Score	
4 A	Alabama	0 11	33 A	Ole Miss	1 2	57 A	Texas St.	0 8	109 H	Ga. Southern	1 6	
4 A	Alabama	0 5	37 H	McNeese St.	0 4	57 A	Texas St.	3 2	109 H	Ga. Southern	4 9	
14 A	LSU	0 8	44 A	South Ala.	4 7	57 A	Texas St.	2 3	109 H	Ga. Southern	4 3	
			44 A	South Ala.	0 8	83 H	Northwestern St.	5 4	113 H	SFA	4 7	
			44 A	South Ala.	0 8				129 N	DePaul	6 0	
			48 H	North Dakota St.	1 9				129 N	DePaul	0 8	
									142 N	Butler	5 2	
									155 A	Sam Houston St.	2 3	
									155 A	Sam Houston St.	2 6	
									156 N	Evansville	15 0	
									157 N	Middle Tenn.	8 0	
									161 N	ETSU	3 5	
									206 A	Houston Baptist	11 6	
									213 A	Appalachian St.	9 5	
									213 A	Appalachian St.	1 4	
									213 A	Appalachian St.	6 5	
									223 H	Seton Hall	3 1	
									230 N	Belmont	4 5	
									244 N	South Dakota St.	9 1	
									254 A	Tennessee St.	4 3	
									273 N	Northern Ky.	14 10	
									290 H	Prairie View	10 2	
									292 H	Grambling	23 0	
									292 H	Grambling	5 0	
									293 N	Ark.-Pine Bluff	14 2	
			LAST 10 GAMES									
			109 H	Ga. Southern	4 3	206 A	Houston Baptist	11 6				
			109 H	Ga. Southern	4 9	57 A	Texas St.	0 8				
			109 H	Ga. Southern	1 6	57 A	Texas St.	2 3				
			155 A	Sam Houston St.	2 3	57 A	Texas St.	3 2				
			155 A	Sam Houston St.	2 6	83 H	Northwestern St.	5 4				

Non-Div. I Games:

La.-Monroe

Average RPI Win:		171	WON-LOST RECORD		WINNING PCT. RANK		LAST 10 GAMES		STRENGTH OF SCHEDULE		OPP. STRENGTH OF SCHEDULE		TEAM RPI		ADJ RPI		CONF. RPI		ADJ CONF. RPI				
DIV. I ONLY			12-22-0		.35294	222	4-6-0		109		115		181		.473	177	21		21				
DIV. I NON-CONF.			9-15-0		.375	204	1-0-0		41		94		125		.50307	124	21		21				
TOTALS		RPI 1-25		RPI 26-50			W-L RECORDS			RPI 51-100			RPI 101-150			RPI 150+							
12-22-0		0-2-0		0-3-0			OVERALL			0-9-0			5-5-0			7-3-0							
7-3-0		0-0-0		0-0-0			HOME			0-0-0			2-3-0			5-0-0							
0-13-0		0-2-0		0-1-0			AWAY			0-7-0			0-0-0			0-3-0							
5-6-0		0-0-0		0-2-0			NEUTRAL			0-2-0			3-2-0			2-0-0							
9-15-0		0-2-0		0-3-0			NON-CONFERENCE			0-6-0			4-4-0			5-0-0							
4-2-0		0-0-0		0-0-0			HOME			0-0-0			1-2-0			3-0-0							
0-7-0		0-2-0		0-0-			AWAY			0-4-0			0-0-0			0-0-0							
5-6-0		0-0-0		0-2-0			NEUTRAL			0-2-0			3-2-0			2-0-0							
3-7-0		0-0-0		0-0-0			CONFERENCE			0-3-0			1-1-0			2-3-0							
3-1-0		0-0-0		0-0-0			HOME			0-0-0			1-1-0			2-0-0							
0-6-0		0-0-0		0-0-0			AWAY			0-3-0			0-0-0			0-3-0							
0-0-0		0-0-0		0-0-0			NEUTRAL			0-0-0			0-0-0			0-0-0							
RPI	S	Opponent		Score		RPI	S	Opponent		Score		RPI	S	Opponent		Score		RPI	S	Opponent		Score	
14	A	LSU		0	16	33	N	Ole Miss		5	8	58	A	Troy		2	6	101	H	Lipscomb		12	8
14	A	LSU		0	8	35	A	Mississippi St.		4	11	58	A	Troy		3	11	102	H	Kennesaw St.		0	6
						37	N	McNeese St.		1	9	63	A	Samford		2	7	102	H	Kennesaw St.		0	6
												63	A	Samford		2	10	109	N	Ga. Southern		3	2
												79	A	Jacksonville St.		1	2	109	N	Ga. Southern		4	0
												79	A	Jacksonville St.		3	8	144	N	Liberty		7	0
												79	A	Jacksonville St.		4	5	146	H	SIUE		5	1
												95	N	Louisiana Tech		2	15	146	H	SIUE		2	5
												98	N	Houston		0	4	148	N	Wright St.		3	9
																		148	N	Wright St.		1	5
																		161	H	ETSU		6	3
																		164	N	Memphis		10	1
																		202	H	Eastern Ill.		1	0
																		202	H	Eastern Ill.		5	1
																		216	H	Bradley		5	0
																		216	H	Bradley		5	4
																		230	A	Belmont		1	4
																		230	A	Belmont		7	8
																		230	A	Belmont		3	4
																		286	N	Alabama A&M		20	1
LAST 10 GAMES																							
						230	A	Belmont		1	4	202	H	Eastern Ill.		1	0						
						230	A	Belmont		3	4	146	H	SIUE		5	1						
						230	A	Belmont		7	8	146	H	SIUE		2	5						
						101	H	Lipscomb		12	8	79	A	Jacksonville St.		3	8						
						202	H	Eastern Ill.		5	1	79	A	Jacksonville St.		1	2						

Non-Div. I Games:

Tennessee Tech

Average RPI Win:	211	WON-LOST RECORD	WINNING PCT. RANK	LAST 10 GAMES	STRENGTH OF SCHEDULE	OPP. STRENGTH OF SCHEDULE	TEAM RPI	ADJ RPI	CONF. RPI	ADJ CONF. RPI							
Average RPI Loss:	171																
DIV. I ONLY	19-11-0	.63333	64	6-4-0	270	212	175	.47278	178	23	24						
DIV. I NON-CONF.	14-10-0	.58333	91	1-3-0	246	218	162	.48095	166	25	25						
<hr/>																	
TOTALS	RPI 1-25	RPI 26-50		W-L RECORDS	RPI 51-100		RPI 101-150		RPI 150+								
19-11-0	0-0-0	0-0-0		OVERALL	1-1-0		5-5-0		13-5-0								
2-1-0	0-0-0	0-0-0		HOME	0-0-0		0-0-0		2-1-0								
7-4-0	0-0-0	0-0-0		AWAY	1-1-0		3-3-0		3-0-0								
10-6-0	0-0-0	0-0-0		NEUTRAL	0-0-0		2-2-0		8-4-0								
<hr/>																	
14-10-0	0-0-0	0-0-0		NON-CONFERENCE	1-1-0		5-5-0		8-4-0								
0-0-0	0-0-0	0-0-0		HOME	0-0-0		0-0-0		0-0-0								
4-4-0	0-0-0	0-0-		AWAY	1-1-0		3-3-0		0-0-0								
10-6-0	0-0-0	0-0-0		NEUTRAL	0-0-0		2-2-0		8-4-0								
<hr/>																	
5-1-0	0-0-0	0-0-0		CONFERENCE	0-0-0		0-0-0		5-1-0								
2-1-0	0-0-0	0-0-0		HOME	0-0-0		0-0-0		2-1-0								
3-0-0	0-0-0	0-0-0		AWAY	0-0-0		0-0-0		3-0-0								
0-0-0	0-0-0	0-0-0		NEUTRAL	0-0-0		0-0-0		0-0-0								
<hr/>																	
RPI S	Opponent	Score	RPI S	Opponent	Score	RPI S	Opponent	Score	RPI S	Opponent	Score						
						100 A	Delaware	11 1	111 N	Saint Francis (PA)	5 3						
						100 A	Delaware	5 6	117 A	UNCW	1 3						
									117 A	UNCW	5 0						
									117 A	UNCW	12 4						
									118 A	East Carolina	0 1						
									118 A	East Carolina	3 8						
									118 A	East Carolina	6 1						
									145 N	Albany (NY)	5 4						
									145 N	Albany (NY)	2 4						
									145 N	Albany (NY)	3 6						
									191 N	Delaware St.	10 12						
									191 N	Delaware St.	6 0						
									192 N	Indiana St.	3 2						
									192 N	Indiana St.	1 2						
									203 N	Massachusetts	2 3						
									225 N	Florida A&M	3 0						
									235 N	Drexel	10 1						
									261 A	Lafayette	6 3						
									261 A	Lafayette	12 2						
									261 A	Lafayette	7 0						
									272 H	Holy Cross	5 3						
									272 H	Holy Cross	4 5						
									LAST 10 GAMES			272 H	Holy Cross	5 1	272 H	Holy Cross	5 1
												261 A	Lafayette	12 2	272 H	Holy Cross	5 1
												261 A	Lafayette	7 0	145 N	Albany (NY)	3 6
261 A	Lafayette	6 3	145 N	Albany (NY)	5 4							281 N	N.C. Central	8 0			
272 H	Holy Cross	4 5	145 N	Albany (NY)	2 4							282 N	Rider	1 0			
272 H	Holy Cross	5 3	192 N	Indiana St.	1 2	282 N	Rider	8 1									

Non-Div. I Games:

Bucknell

Bucknell

S
o
u
t
h
e
a
s
t
e
r
n
L
a
.

Southeastern La.

Average RPI Win:	217	WON-LOST RECORD	WINNING PCT. RANK	LAST 10 GAMES	STRENGTH OF SCHEDULE	OPP. STRENGTH OF SCHEDULE	TEAM RPI	ADJ RPI	CONF. RPI	ADJ CONF. RPI		
DIV. I ONLY		19-9-0	.67857	45	10-0-0	281	207	170	.47213	180	26	28
DIV. I NON-CONF.		13-9-0	.59091	84	4-0-0	276	199	194	.45955	200	28	28
<hr/>												
TOTALS	RPI 1-25	RPI 26-50		W-L RECORDS		RPI 51-100		RPI 101-150		RPI 150+		
19-9-0	0-0-0	0-1-0		OVERALL		0-1-0		3-2-0		16-5-0		
5-0-0	0-0-0	0-0-0		HOME		0-0-0		0-0-0		5-0-0		
6-1-0	0-0-0	0-0-0		AWAY		0-0-0		0-1-0		6-0-0		
8-8-0	0-0-0	0-1-0		NEUTRAL		0-1-0		3-1-0		5-5-0		
13-9-0	0-0-0	0-1-0		NON-CONFERENCE		0-1-0		3-2-0		10-5-0		
2-0-0	0-0-0	0-0-0		HOME		0-0-0		0-0-0		2-0-0		
3-1-0	0-0-0	0-0-		AWAY		0-0-0		0-1-0		3-0-0		
8-8-0	0-0-0	0-1-0		NEUTRAL		0-1-0		3-1-0		5-5-0		
6-0-0	0-0-0	0-0-0		CONFERENCE		0-0-0		0-0-0		6-0-0		
3-0-0	0-0-0	0-0-0		HOME		0-0-0		0-0-0		3-0-0		
3-0-0	0-0-0	0-0-0		AWAY		0-0-0		0-0-0		3-0-0		
0-0-0	0-0-0	0-0-0		NEUTRAL		0-0-0		0-0-0		0-0-0		
RPI	S	Opponent	Score	RPI	S	Opponent	Score	RPI	S	Opponent	Score	
48	N	North Dakota St.	4 8	77	N	Arkansas	5 12	104	N	Pacific	9 8	
								107	A	Stetson	7 8	
								114	N	UC Santa Barbara	0 2	
								126	N	Saint Joseph's	8 3	
								130	N	Loyola Marymount	9 8	
								175	N	Robert Morris	15 5	
								175	N	Robert Morris	15 5	
								181	N	Boston U.	1 11	
								190	N	UT Martin	6 5	
								190	N	UT Martin	9 2	
								203	N	Massachusetts	4 2	
								211	A	Maryland	9 3	
								228	A	Central Conn. St.	10 7	
								228	A	Central Conn. St.	15 8	
								229	N	Toledo	6 9	
								258	N	Utah Valley	4 5	
								259	H	UMBC	3 2	
								259	H	UMBC	6 0	
								259	H	UMBC	10 2	
								260	N	Wagner	1 3	
								260	N	Wagner	0 9	
				LAST 10 GAMES				270	A	UMass Lowell	5 0	
				259	H	UMBC	3 2	270	A	UMass Lowell	6 3	
				259	H	UMBC	6 0	270	A	UMass Lowell	16 1	
				259	H	UMBC	10 2	284	H	Niagara	15 1	
				284	H	Niagara	13 0	284	H	Niagara	13 0	
				284	H	Niagara	15 1	270	A	UMass Lowell	5 0	

Non-Div. I Games:

Binghamton

Average RPI Win:		224	WON-LOST RECORD		WINNING PCT. RANK		LAST 10 GAMES		STRENGTH OF SCHEDULE		OPP. STRENGTH OF SCHEDULE		TEAM RPI		ADJ RPI		CONF. RPI		ADJ CONF. RPI	
DIV. I ONLY			11-16-0		.40741 200		5-5-0		142		188		186		.47149 181		23		24	
DIV. I NON-CONF.			11-13-0		.45833 174		5-2-0		168		180		168		.48077 167		25		25	
TOTALS		RPI 1-25		RPI 26-50		W-L RECORDS		RPI 51-100		RPI 101-150		RPI 150+								
11-16-0		0-1-0		0-1-0		OVERALL		0-6-0		1-7-0		10-1-0								
2-1-0		0-0-0		0-0-0		HOME		0-1-0		0-0-0		2-0-0								
1-8-0		0-0-0		0-1-0		AWAY		0-1-0		1-6-0		0-0-0								
8-7-0		0-1-0		0-0-0		NEUTRAL		0-4-0		0-1-0		8-1-0								
11-13-0		0-1-0		0-1-0		NON-CONFERENCE		0-6-0		1-4-0		10-1-0								
2-1-0		0-0-0		0-0-0		HOME		0-1-0		0-0-0		2-0-0								
1-5-0		0-0-0		0-0-		AWAY		0-1-0		1-3-0		0-0-0								
8-7-0		0-1-0		0-0-0		NEUTRAL		0-4-0		0-1-0		8-1-0								
0-3-0		0-0-0		0-0-0		CONFERENCE		0-0-0		0-3-0		0-0-0								
0-0-0		0-0-0		0-0-0		HOME		0-0-0		0-0-0		0-0-0								
0-3-0		0-0-0		0-0-0		AWAY		0-0-0		0-3-0		0-0-0								
0-0-0		0-0-0		0-0-0		NEUTRAL		0-0-0		0-0-0		0-0-0								
RPI	S	Opponent		Score		RPI	S	Opponent		Score		RPI	S	Opponent		Score				
13	N	Texas A&M		1	9	30	A	Fla. Atlantic		3	4	51	N	Grand Canyon		3	10			
												61	A	San Diego St.		0	2			
												64	H	Boston College		4	5			
												66	N	Western Caro.		1	9			
												66	N	Western Caro.		4	5			
												96	N	Michigan St.		3	4			
												106	N	Ball St.		4	5			
												123	A	Charleston So.		3	6			
												127	A	UC Riverside		4	1			
												130	A	Loyola Marymount		5	6			
												130	A	Loyola Marymount		1	3			
												146	A	Army West Point		4	5			
												146	A	Army West Point		1	3			
												146	A	Army West Point		7	8			
												180	N	Binghamton		11	1			
												186	H	Providence		10	2			
												207	N	Stony Brook		4	0			
												211	N	Maryland		2	3			
												227	N	Yale		7	3			
												232	N	Southern Utah		5	0			
												232	N	Southern Utah		5	0			
												258	N	Utah Valley		11	4			
												266	N	N.C. A&T		8	0			
												269	N	Columbia		5	1			
												280	H	Sacred Heart		6	5			
LAST 10 GAMES																				
						64	H	Boston College		4	5	106	N	Ball St.		4	5			
						146	A	Army West Point		7	8	180	N	Binghamton		11	1			
						146	A	Army West Point		1	3	186	H	Providence		10	2			
						146	A	Army West Point		4	5	232	N	Southern Utah		5	0			
						280	H	Sacred Heart		6	5	227	N	Yale		7	3			

Non-Div. I Games:

Boston U.

U
C
D
a
v
i
s

UC Davis

Average RPI Win: 221		WON-LOST	WINNING	LAST 10	STRENGTH OF		OPP. STRENGTH	TEAM	ADJ	CONF.	ADJ CONF.
Average RPI Loss: 119		RECORD	PCT. RANK	GAMES	SCHEDULE		OF SCHEDULE	RPI	RPI	RPI	RPI
DIV. I ONLY		13-16-0	.44828	178	5-5-0		169	216	182	.46943	183
DIV. I NON-CONF.		9-14-0	.3913	198	1-3-0		158	223	198	.45982	199
TOTALS		RPI 1-25	RPI 26-50		W-L RECORDS		RPI 51-100		RPI 101-150		RPI 150+
13-16-0		0-2-0	0-0-0		OVERALL		1-6-0		1-3-0		11-5-0
3-0-0		0-0-0	0-0-0		HOME		0-0-0		0-0-0		3-0-0
1-7-0		0-1-0	0-0-0		AWAY		1-5-0		0-1-0		0-0-0
9-9-0		0-1-0	0-0-0		NEUTRAL		0-1-0		1-2-0		8-5-0
9-14-0		0-2-0	0-0-0		NON-CONFERENCE		0-4-0		1-3-0		8-5-0
0-0-0		0-0-0	0-0-0		HOME		0-0-0		0-0-0		0-0-0
0-5-0		0-1-0	0-0-		AWAY		0-3-0		0-1-0		0-0-0
9-9-0		0-1-0	0-0-0		NEUTRAL		0-1-0		1-2-0		8-5-0
4-2-0		0-0-0	0-0-0		CONFERENCE		1-2-0		0-0-0		3-0-0
3-0-0		0-0-0	0-0-0		HOME		0-0-0		0-0-0		3-0-0
1-2-0		0-0-0	0-0-0		AWAY		1-2-0		0-0-0		0-0-0
0-0-0		0-0-0	0-0-0		NEUTRAL		0-0-0		0-0-0		0-0-0
RPI S	Opponent	Score		RPI S	Opponent	Score		RPI S	Opponent	Score	
1 A	Michigan	0	8					102 A	Kennesaw St.	1	2
12 N	Oklahoma	0	12					139 N	Villanova	6	0
								140 N	Creighton	1	6
								142 N	Butler	0	1
								186 N	Providence	0	11
								187 N	Maine	2	4
								187 N	Maine	8	5
								190 N	UT Martin	3	4
								190 N	UT Martin	8	3
								215 N	Campbell	4	3
								236 N	Fairfield	0	2
								246 N	Iona	0	1
								248 N	Cornell	8	0
								251 H	Buffalo	5	4
								251 H	Buffalo	5	3
								251 H	Buffalo	4	1
								253 N	St. Bonaventure	6	4
								255 N	Quinnipiac	5	0
								268 N	IPFW	4	0
								286 N	Alabama A&M	8	0
LAST 10 GAMES											
251 H	Buffalo	4	1	84 A	Ohio	1	2				
251 H	Buffalo	5	3	84 A	Ohio	2	5				
251 H	Buffalo	5	4	1 A	Michigan	0	8				
96 A	Michigan St.	2	12	246 N	Iona	0	1				
84 A	Ohio	3	0	255 N	Quinnipiac	5	0				

Non-Div. I Games:

Western Mich.

Average RPI Win:	214	WON-LOST	WINNING	LAST 10	STRENGTH OF	OPP. STRENGTH	TEAM	ADJ	CONF.	ADJ CONF.	
Average RPI Loss:	170	RECORD	PCT. RANK	GAMES	SCHEDULE	OF SCHEDULE	RPI	RPI	RPI	RPI	
DIV. I ONLY	12-11-0	.52174	132	6-4-0	217	254	187	.4693	184	30	30
DIV. I NON-CONF.	12-9-0	.57143	100	6-2-0	243	254	172	.47623	174	30	30
TOTALS	RPI 1-25	RPI 26-50	W-L RECORDS	RPI 51-100	RPI 101-150	RPI 150+					
12-11-0	0-0-0	0-0-0	OVERALL	2-2-0	1-2-0	9-7-0					
4-2-0	0-0-0	0-0-0	HOME	0-0-0	0-0-0	4-2-0					
3-4-0	0-0-0	0-0-0	AWAY	1-1-0	1-1-0	1-2-0					
5-5-0	0-0-0	0-0-0	NEUTRAL	1-1-0	0-1-0	4-3-0					
12-9-0	0-0-0	0-0-0	NON-CONFERENCE	2-2-0	1-2-0	9-5-0					
4-0-0	0-0-0	0-0-0	HOME	0-0-0	0-0-0	4-0-0					
3-4-0	0-0-0	0-0-	AWAY	1-1-0	1-1-0	1-2-0					
5-5-0	0-0-0	0-0-0	NEUTRAL	1-1-0	0-1-0	4-3-0					
0-2-0	0-0-0	0-0-0	CONFERENCE	0-0-0	0-0-0	0-2-0					
0-2-0	0-0-0	0-0-0	HOME	0-0-0	0-0-0	0-2-0					
0-0-0	0-0-0	0-0-0	AWAY	0-0-0	0-0-0	0-0-0					
0-0-0	0-0-0	0-0-0	NEUTRAL	0-0-0	0-0-0	0-0-0					
RPI S	Opponent	Score	RPI S	Opponent	Score	RPI S	Opponent	Score	RPI S	Opponent	Score
						80 A	FIU	1 6	139 N	Villanova	0 11
						80 A	FIU	5 4	146 A	Army West Point	7 6
						100 N	Delaware	2 7	146 A	Army West Point	0 5
						100 N	Delaware	6 5	161 A	ETSU	4 10
									161 A	ETSU	3 2
									185 N	Eastern Mich.	3 7
									186 N	Providence	6 2
									195 H	Manhattan	3 6
									195 H	Manhattan	3 5
									199 N	George Mason	2 13
									209 N	Morehead St.	1 9
									228 N	Central Conn. St.	3 2
									259 A	UMBC	1 6
									270 N	UMass Lowell	1 0
									272 H	Holy Cross	5 2
									272 H	Holy Cross	8 5
									280 N	Sacred Heart	7 2
									285 H	Fairleigh Dickinson	7 2
									285 H	Fairleigh Dickinson	13 3
LAST 10 GAMES											
						146 A	Army West Point	0 5			
						272 H	Holy Cross	8 5			
						272 H	Holy Cross	5 2			
						259 A	UMBC	1 6			
						280 N	Sacred Heart	7 2			

Non-Div. I Games:

Siena

Average RPI Win:		209	WON-LOST RECORD		WINNING PCT. RANK	LAST 10 GAMES		STRENGTH OF SCHEDULE		OPP. STRENGTH OF SCHEDULE	TEAM RPI	ADJ RPI	CONF. RPI	ADJ CONF. RPI			
Average RPI Loss:		142	13-19-0		.40625	202	4-6-0		123	235	183	.46865	185	16	17		
DIV. I ONLY			10-15-0		.4	194	1-2-0		105	225	176	.47324	179	16	17		
DIV. I NON-CONF.																	
TOTALS		RPI 1-25		RPI 26-50		W-L RECORDS		RPI 51-100		RPI 101-150		RPI 150+					
13-19-0		0-1-0		0-1-0		OVERALL		0-5-0		1-1-0		12-11-0					
2-3-0		0-0-0		0-0-0		HOME		0-0-0		0-0-0		2-3-0					
3-7-0		0-1-0		0-1-0		AWAY		0-3-0		0-0-0		3-2-0					
8-9-0		0-0-0		0-0-0		NEUTRAL		0-2-0		1-1-0		7-6-0					
10-15-0		0-1-0		0-1-0		NON-CONFERENCE		0-5-0		1-0-0		9-8-0					
1-1-0		0-0-0		0-0-0		HOME		0-0-0		0-0-0		1-1-0					
1-6-0		0-1-0		0-0-		AWAY		0-3-0		0-0-0		1-1-0					
8-8-0		0-0-0		0-0-0		NEUTRAL		0-2-0		1-0-0		7-6-0					
3-4-0		0-0-0		0-0-0		CONFERENCE		0-0-0		0-1-0		3-3-0					
1-2-0		0-0-0		0-0-0		HOME		0-0-0		0-0-0		1-2-0					
2-1-0		0-0-0		0-0-0		AWAY		0-0-0		0-0-0		2-1-0					
0-1-0		0-0-0		0-0-0		NEUTRAL		0-0-0		0-1-0		0-0-0					
RPI	S	Opponent		Score		RPI	S	Opponent		Score		RPI	S	Opponent		Score	
1	A	Michigan		1	14	28	A	Notre Dame		2	10	56	N	Georgia St.		0	5
												56	N	Georgia St.		0	11
												58	A	Troy		1	14
												58	A	Troy		2	13
												68	A	Col. of Charleston		1	2

Non-Div. I Games:

Eastern Mich.

P
r
o
v
i
d
e
n
c
e

Providence

Average RPI Win: 202		WON-LOST	WINNING	LAST 10	STRENGTH OF		OPP. STRENGTH	TEAM	ADJ	CONF.	ADJ CONF.
Average RPI Loss: 161		RECORD	PCT. RANK	GAMES	SCHEDULE		OF SCHEDULE	RPI	RPI	RPI	RPI
DIV. I ONLY		12-13-0	.48	156	6-4-0		182	244	180	.46777	187
DIV. I NON-CONF.		11-12-0	.47826	162	5-3-0		175	257	179	.47081	183
TOTALS		RPI 1-25	RPI 26-50		W-L RECORDS		RPI 51-100		RPI 101-150		RPI 150+
12-13-0	0-1-0	0-0-0		OVERALL		0-3-0		2-1-0		10-8-0	
0-0-0	0-0-0	0-0-0		HOME		0-0-0		0-0-0		0-0-0	
4-4-0	0-1-0	0-0-0		AWAY		0-0-0		0-0-0		4-3-0	
8-9-0	0-0-0	0-0-0		NEUTRAL		0-3-0		2-1-0		6-5-0	
11-12-0	0-1-0	0-0-0		NON-CONFERENCE		0-3-0		2-1-0		9-7-0	
0-0-0	0-0-0	0-0-0		HOME		0-0-0		0-0-0		0-0-0	
3-3-0	0-1-0	0-0-		AWAY		0-0-0		0-0-0		3-2-0	
8-9-0	0-0-0	0-0-0		NEUTRAL		0-3-0		2-1-0		6-5-0	
1-1-0	0-0-0	0-0-0		CONFERENCE		0-0-0		0-0-0		1-1-0	
0-0-0	0-0-0	0-0-0		HOME		0-0-0		0-0-0		0-0-0	
1-1-0	0-0-0	0-0-0		AWAY		0-0-0		0-0-0		1-1-0	
0-0-0	0-0-0	0-0-0		NEUTRAL		0-0-0		0-0-0		0-0-0	
RPI S	Opponent	Score		RPI S	Opponent	Score		RPI S	Opponent	Score	
20 A	South Fla.	3	9					54 N	Kent St.	3	6
								60 N	Lehigh	6	8
								62 N	New Mexico St.	5	7
								119 N	Rutgers	5	0
								131 N	North Florida	2	3
								142 N	Butler	8	0
								160 N	LIU Brooklyn	7	6
								168 N	Marist	10	1
								183 N	Western Mich.	5	8
								183 N	Western Mich.	4	2
								194 N	Penn	10	9
								194 N	Penn	0	3
								207 A	Stony Brook	0	4
								207 A	Stony Brook	6	2
								220 N	Green Bay	4	5
								220 N	Green Bay	3	11
								220 N	Green Bay	6	0
								225 N	Florida A&M	3	5
								255 A	Quinnipiac	9	2
								255 A	Quinnipiac	3	1
								255 A	Quinnipiac	2	4
								257 A	Rhode Island	9	0
								257 A	Rhode Island	9	10
								268 N	IPFW	7	4
LAST 10 GAMES											
207 A	Stony Brook	0	4	255 A	Quinnipiac	3	1				
207 A	Stony Brook	6	2	255 A	Quinnipiac	2	4				
257 A	Rhode Island	9	0	225 N	Florida A&M	3	5				
257 A	Rhode Island	9	10	160 N	LIU Brooklyn	7	6				
255 A	Quinnipiac	9	2	119 N	Rutgers	5	0				

Non-Div. I Games:

Maine

Average RPI Win:	187	WON-LOST RECORD	WINNING PCT. RANK	LAST 10 GAMES	STRENGTH OF SCHEDULE	OPP. STRENGTH OF SCHEDULE	TEAM RPI	ADJ RPI	CONF. RPI	ADJ CONF. RPI		
DIV. I ONLY		12-13-0	.48	156	4-6-0	202	227	190	.46714	188	27	26
DIV. I NON-CONF.		10-11-0	.47619	167	2-4-0	119	250	143	.48951	145	26	26
<hr/>												
TOTALS	RPI 1-25	RPI 26-50		W-L RECORDS		RPI 51-100		RPI 101-150		RPI 150+		
12-13-0	0-0-0	0-1-0		OVERALL		2-2-0		2-4-0		8-6-0		
1-0-0	0-0-0	0-0-0		HOME		1-0-0		0-0-0		0-0-0		
4-6-0	0-0-0	0-0-0		AWAY		0-1-0		2-2-0		2-3-0		
7-7-0	0-0-0	0-1-0		NEUTRAL		1-1-0		0-2-0		6-3-0		
10-11-0	0-0-0	0-1-0		NON-CONFERENCE		2-2-0		2-4-0		6-4-0		
1-0-0	0-0-0	0-0-0		HOME		1-0-0		0-0-0		0-0-0		
2-4-0	0-0-0	0-0-		AWAY		0-1-0		2-2-0		0-1-0		
7-7-0	0-0-0	0-1-0		NEUTRAL		1-1-0		0-2-0		6-3-0		
2-2-0	0-0-0	0-0-0		CONFERENCE		0-0-0		0-0-0		2-2-0		
0-0-0	0-0-0	0-0-0		HOME		0-0-0		0-0-0		0-0-0		
2-2-0	0-0-0	0-0-0		AWAY		0-0-0		0-0-0		2-2-0		
0-0-0	0-0-0	0-0-0		NEUTRAL		0-0-0		0-0-0		0-0-0		
RPI	S	Opponent	Score	RPI	S	Opponent	Score	RPI	S	Opponent	Score	
				39	N	BYU	0 2	61	A	San Diego St.	7 8	
								64	H	Boston College	2 1	
								74	N	Eastern Ky.	6 7	
								74	N	Eastern Ky.	5 2	
								103	A	Jacksonville	11 5	
								109	A	Ga. Southern	2 12	
								130	A	Loyola Marymount	4 6	
								130	A	Loyola Marymount	5 3	
								133	N	Colorado St.	1 6	
								145	N	Albany (NY)	4 7	
								151	N	Presbyterian	7 2	
								167	N	St. Mary's (CA)	8 9	
								196	N	Monmouth	5 4	
								196	N	Monmouth	5 6	
								208	N	San Diego	4 1	
								242	A	Princeton	0 2	
								242	A	Princeton	1 0	
								248	A	Cornell	6 8	
								248	A	Cornell	9 1	
								252	N	North Dakota	1 3	
								253	N	St. Bonaventure	5 3	
								257	A	Rhode Island	2 4	
								285	N	Fairleigh Dickinson	5 2	
								285	N	Fairleigh Dickinson	6 1	
				LAST 10 GAMES								
				242	A	Princeton	0 2	257	A	Rhode Island	2 4	
				242	A	Princeton	1 0	208	N	San Diego	4 1	
				248	A	Cornell	6 8	133	N	Colorado St.	1 6	
				248	A	Cornell	9 1	167	N	St. Mary's (CA)	8 9	
				64	H	Boston College	2 1	61	A	San Diego St.	7 8	

Non-Div. I Games:

Harvard

M
e
r
c
e
r

Mercer

U
T
M
a
r
t
i
n

UT Martin

RPI	S	Opponent	Score	
251	N	Buffalo	4	3
254	H	Tennessee St.	6	1
254	H	Tennessee St.	8	7
260	N	Wagner	4	1
267	N	Mississippi Val.	8	1
268	N	IPFW	6	1
286	N	Alabama A&M	11	3

UT Martin

U
T
M
a
r
t
i
n

U
T
M
a
r
t
i
n

Average RPI Win: 227		WON-LOST	WINNING	LAST 10	STRENGTH OF		OPP. STRENGTH	TEAM	ADJ	CONF.	ADJ CONF.
Average RPI Loss: 138		RECORD	PCT. RANK	GAMES	SCHEDULE		OF SCHEDULE	RPI	RPI	RPI	RPI
DIV. I ONLY		14-14-0	.5	144	7-3-0		198	281	195	.4659	191
DIV. I NON-CONF.		6-12-0	.33333	218	0-1-0		38	190	156	.48679	153
TOTALS		RPI 1-25	RPI 26-50		W-L RECORDS		RPI 51-100		RPI 101-150		RPI 150+
14-14-0	0-0-0		1-1-0		OVERALL		1-5-0		1-4-0		11-4-0
5-1-0	0-0-0		0-0-0		HOME		0-0-0		0-0-0		5-1-0
4-7-0	0-0-0		0-0-0		AWAY		1-3-0		1-3-0		2-1-0
5-6-0	0-0-0		1-1-0		NEUTRAL		0-2-0		0-1-0		4-2-0
6-12-0	0-0-0		1-1-0		NON-CONFERENCE		1-5-0		1-4-0		3-2-0
0-0-0	0-0-0		0-0-0		HOME		0-0-0		0-0-0		0-0-0
2-6-0	0-0-0		0-0-		AWAY		1-3-0		1-3-0		0-0-0
4-6-0	0-0-0		1-1-0		NEUTRAL		0-2-0		0-1-0		3-2-0
8-2-0	0-0-0		0-0-0		CONFERENCE		0-0-0		0-0-0		8-2-0
5-1-0	0-0-0		0-0-0		HOME		0-0-0		0-0-0		5-1-0
2-1-0	0-0-0		0-0-0		AWAY		0-0-0		0-0-0		2-1-0
1-0-0	0-0-0		0-0-0		NEUTRAL		0-0-0		0-0-0		1-0-0
RPI S	Opponent	Score	RPI S	Opponent	Score	RPI S	Opponent	Score	RPI S	Opponent	Score
			50 N	Northern Ill.	6 5	59 N	UT Arlington	2 10	117 A	UNCW	1 7
			50 N	Northern Ill.	1 2	59 N	UT Arlington	5 7	117 A	UNCW	0 4
						81 A	North Carolina St.	0 8	123 A	Charleston So.	7 4
						81 A	North Carolina St.	0 12	123 A	Charleston So.	3 4
						100 A	Delaware	4 1	150 N	Loyola Chicago	2 3
						100 A	Delaware	11 13	178 N	Bucknell	0 6
									178 N	Bucknell	12 10
									219 N	Savannah St.	10 0
									257 N	Rhode Island	3 2
									257 N	Rhode Island	11 2
									261 N	Lafayette	3 10
									262 H	Norfolk St.	5 7
									262 H	Norfolk St.	11 9
									262 H	Norfolk St.	8 0
									291 A	UMES	3 4
									291 A	UMES	7 4
									291 A	UMES	10 2
									295 H	Coppin St.	15 5
									295 H	Coppin St.	18 2
									295 H	Coppin St.	14 2
LAST 10 GAMES			295 H	Coppin St.	14 2	262 H	Norfolk St.	11 9			
			295 H	Coppin St.	18 2	291 A	UMES	10 2			
			295 H	Coppin St.	15 5	291 A	UMES	3 4			
			262 H	Norfolk St.	8 0	291 A	UMES	7 4			
			262 H	Norfolk St.	5 7	81 A	North Carolina St.	0 8			

Non-Div. I Games:

Delaware St.

Average RPI Win: 171		WON-LOST RECORD		WINNING PCT. RANK		LAST 10 GAMES		STRENGTH OF SCHEDULE		OPP. STRENGTH OF SCHEDULE		TEAM RPI		ADJ RPI		CONF. RPI		ADJ CONF. RPI	
DIV. I ONLY		9-24-0		.27273 250		3-7-0		50		213		192		.46518 192		15		14	
DIV. I NON-CONF.		6-19-0		.24 256		0-2-0		35		213		199		.46179 197		14		14	
TOTALS		RPI 1-25		RPI 26-50		W-L RECORDS		RPI 51-100		RPI 101-150		RPI 150+							
9-24-0		0-2-0		0-2-0		OVERALL		2-7-0		1-6-0		6-7-0							
1-5-0		0-0-0		0-0-0		HOME		0-3-0		0-0-0		1-2-0							
2-5-0		0-1-0		0-2-0		AWAY		2-0-0		0-2-0		0-0-0							
6-14-0		0-1-0		0-0-0		NEUTRAL		0-4-0		1-4-0		5-5-0							
6-19-0		0-2-0		0-2-0		NON-CONFERENCE		0-4-0		1-6-0		5-5-0							
0-0-0		0-0-0		0-0-0		HOME		0-0-0		0-0-0		0-0-0							
0-5-0		0-1-0		0-0-		AWAY		0-0-0		0-2-0		0-0-0							
6-14-0		0-1-0		0-0-0		NEUTRAL		0-4-0		1-4-0		5-5-0							
3-5-0		0-0-0		0-0-0		CONFERENCE		2-3-0		0-0-0		1-2-0							
1-5-0		0-0-0		0-0-0		HOME		0-3-0		0-0-0		1-2-0							
2-0-0		0-0-0		0-0-0		AWAY		2-0-0		0-0-0		0-0-0							
0-0-0		0-0-0		0-0-0		NEUTRAL		0-0-0		0-0-0		0-0-0							
RPI	S	Opponent		Score		RPI	S	Opponent		Score		RPI	S	Opponent		Score			
8	A	Auburn		0	21	26	A	UCF		2	10	58	N	Troy		9	10		
25	N	Utah		0	6	46	A	Indiana		5	12	60	N	Lehigh		5	6		
												60	N	Lehigh		7	10		
												64	N	Boston College		0	4		
												75	A	UNI		11	7		
												75	A	UNI		11	2		
												93	H	Drake		6	15		
												93	H	Drake		0	12		
												93	H	Drake		0	9		
	</																		

Non-Div. I Games:

Indiana St.

RPI	S	Opponent	Score	
263	N	Canisius	3	0
263	N	Canisius	5	1
278	N	Morgan St.	2	4
280	N	Sacred Heart	3	2
284	N	Niagara	6	0
287	N	Howard	9	0

Akron

A
k
r
o
n

A
k
r
o
n

Average RPI Win:	225	WON-LOST	WINNING	LAST 10	STRENGTH OF	OPP. STRENGTH	TEAM	ADJ	CONF.	ADJ CONF.		
Average RPI Loss:	148	RECORD	PCT. RANK	GAMES	SCHEDULE	OF SCHEDULE	RPI	RPI	RPI	RPI		
DIV. I ONLY		13-11-0	.54167	116	5-5-0	246	228	191	.46439	194	27	26
DIV. I NON-CONF.		11-9-0	.55	113	3-3-0	256	209	186	.46661	191	26	26
<hr/>												
TOTALS	RPI 1-25	RPI 26-50		W-L RECORDS		RPI 51-100		RPI 101-150		RPI 150+		
13-11-0	0-0-0	0-1-0		OVERALL		0-3-0		2-2-0		11-5-0		
6-6-0	0-0-0	0-0-0		HOME		0-2-0		1-1-0		5-3-0		
2-0-0	0-0-0	0-0-0		AWAY		0-0-0		0-0-0		2-0-0		
5-5-0	0-0-0	0-1-0		NEUTRAL		0-1-0		1-1-0		4-2-0		
<hr/>												
11-9-0	0-0-0	0-1-0		NON-CONFERENCE		0-3-0		2-2-0		9-3-0		
4-4-0	0-0-0	0-0-0		HOME		0-2-0		1-1-0		3-1-0		
2-0-0	0-0-0	0-0-		AWAY		0-0-0		0-0-0		2-0-0		
5-5-0	0-0-0	0-1-0		NEUTRAL		0-1-0		1-1-0		4-2-0		
<hr/>												
2-2-0	0-0-0	0-0-0		CONFERENCE		0-0-0		0-0-0		2-2-0		
2-2-0	0-0-0	0-0-0		HOME		0-0-0		0-0-0		2-2-0		
0-0-0	0-0-0	0-0-0		AWAY		0-0-0		0-0-0		0-0-0		
0-0-0	0-0-0	0-0-0		NEUTRAL		0-0-0		0-0-0		0-0-0		
<hr/>												
RPI	S	Opponent	Score	RPI	S	Opponent	Score	RPI	S	Opponent	Score	
				43	N	Illinois	0 8	57	N	Texas St.	1 9	
								60	H	Lehigh	0 4	
								60	H	Lehigh	3 6	

Non-Div. I Games:

Penn

Average RPI Win:	235	WON-LOST RECORD	WINNING PCT. RANK	LAST 10 GAMES	STRENGTH OF SCHEDULE	OPP. STRENGTH OF SCHEDULE	TEAM RPI	ADJ RPI	CONF. RPI	ADJ CONF. RPI		
DIV. I ONLY	14-8-0	.63636	61	7-3-0	273	263	188	.46245	195	30	30	
DIV. I NON-CONF.	12-8-0	.6	77	5-3-0	287	272	208	.44457	212	30	30	
<hr/>												
TOTALS	RPI 1-25	RPI 26-50		W-L RECORDS		RPI 51-100		RPI 101-150		RPI 150+		
14-8-0	0-0-0	0-0-0		OVERALL		0-1-0		1-2-0		13-5-0		
5-1-0	0-0-0	0-0-0		HOME		0-0-0		0-0-0		5-1-0		
4-2-0	0-0-0	0-0-0		AWAY		0-0-0		0-0-0		4-2-0		
5-5-0	0-0-0	0-0-0		NEUTRAL		0-1-0		1-2-0		4-2-0		
12-8-0	0-0-0	0-0-0		NON-CONFERENCE		0-1-0		1-2-0		11-5-0		
5-1-0	0-0-0	0-0-0		HOME		0-0-0		0-0-0		5-1-0		
2-2-0	0-0-0	0-0-		AWAY		0-0-0		0-0-0		2-2-0		
5-5-0	0-0-0	0-0-0		NEUTRAL		0-1-0		1-2-0		4-2-0		
2-0-0	0-0-0	0-0-0		CONFERENCE		0-0-0		0-0-0		2-0-0		
0-0-0	0-0-0	0-0-0		HOME		0-0-0		0-0-0		0-0-0		
2-0-0	0-0-0	0-0-0		AWAY		0-0-0		0-0-0		2-0-0		
0-0-0	0-0-0	0-0-0		NEUTRAL		0-0-0		0-0-0		0-0-0		
RPI	S	Opponent	Score	RPI	S	Opponent	Score	RPI	S	Opponent	Score	
								63	N	Samford	6	8
								108	N	Towson	0	1
								131	N	North Florida	0	4
								139	N	Villanova	6	5
								159	A	St. John's (NY)	1	2
								160	H	LIU Brooklyn	9	8
								167	A	St. Mary's (CA)	1	2
								184	A	Siena	5	3
								184	A	Siena	6	3
								185	N	Eastern Mich.	6	8
								199	N	George Mason	9	7
								207	H	Stony Brook	6	3
								266	N	N.C. A&T	7	6
								270	N	UMass Lowell	0	9
								275	H	Hartford	5	4
								275	H	Hartford	9	2
								276	A	Hampton	10	7
								276	A	Hampton	12	4
								280	H	Sacred Heart	3	2
								280	H	Sacred Heart	0	1
285	N	Fairleigh Dickinson	11	2								
287	N	Howard	6	0								
LAST 10 GAMES												
184	A	Siena	6	3	160	H	LIU Brooklyn	9	8			
184	A	Siena	5	3	285	N	Fairleigh Dickinson	11	2			
207	H	Stony Brook	6	3	63	N	Samford	6	8			
280	H	Sacred Heart	0	1	159	A	St. John's (NY)	1	2			
280	H	Sacred Heart	3	2	287	N	Howard	6	0			

Non-Div. I Games:

Manhattan

Monmouth						Through Games Of April 3, 2016						
Average RPI Win: 209		WON-LOST RECORD	WINNING PCT. RANK	LAST 10 GAMES	STRENGTH OF SCHEDULE	OPP. STRENGTH OF SCHEDULE	TEAM RPI	ADJ RPI	CONF. RPI	ADJ CONF. RPI		
DIV. I ONLY		13-11-0	.54167 116	6-4-0	254	185	197	.46216 196	30	30		
DIV. I NON-CONF.		11-11-0	.5 141	4-4-0	240	184	193	.46499 193	30	30		
TOTALS		RPI 1-25	RPI 26-50	W-L RECORDS	RPI 51-100	RPI 101-150	RPI 150+					
13-11-0	0-0-0	0-0-0	OVERALL	1-3-0	3-5-0	9-3-0						
2-0-0	0-0-0	0-0-0	HOME	0-0-0	0-0-0	2-0-0						
6-8-0	0-0-0	0-0-0	AWAY	1-3-0	3-5-0	2-0-0						
5-3-0	0-0-0	0-0-0	NEUTRAL	0-0-0	0-0-0	5-3-0						
11-11-0	0-0-0	0-0-0	NON-CONFERENCE	1-3-0	3-5-0	7-3-0						
0-0-0	0-0-0	0-0-0	HOME	0-0-0	0-0-0	0-0-0						
6-8-0	0-0-0	0-0-	AWAY	1-3-0	3-5-0	2-0-0						
5-3-0	0-0-0	0-0-0	NEUTRAL	0-0-0	0-0-0	5-3-0						
2-0-0	0-0-0	0-0-0	CONFERENCE	0-0-0	0-0-0	2-0-0						
2-0-0	0-0-0	0-0-0	HOME	0-0-0	0-0-0	2-0-0						
0-0-0	0-0-0	0-0-0	AWAY	0-0-0	0-0-0	0-0-0						
0-0-0	0-0-0	0-0-0	NEUTRAL	0-0-0	0-0-0	0-0-0						
RPI S	Opponent	Score	RPI S	Opponent	Score	RPI S	Opponent	Score				
						94 A	Longwood	1 2				
						94 A	Longwood	3 4				
						100 A	Delaware	0 1				
						100 A	Delaware	3 1				
						103 A	Jacksonville	7 4				
						103 A	Jacksonville	0 5				
						107 A	Stetson	4 2				
						107 A	Stetson	4 5				
						126 A	Saint Joseph's	6 3				
						130 A	Loyola Marymount	4 5				
						139 A	Villanova	0 1				
						139 A	Villanova	7 10				
						175 N	Robert Morris	6 7				
						188 N	Harvard	4 5				
						188 N	Harvard	6 5				
						211 N	Maryland	11 2				
						222 A	George Washington	5 4				
						249 A	Georgetown	10 0				
						275 N	Hartford	11 7				
						275 N	Hartford	4 5				
						282 H	Rider	11 0				
						282 H	Rider	9 0				
						285 N	Fairleigh Dickinson	12 0				
						285 N	Fairleigh Dickinson	11 2				
LAST 10 GAMES												
						100 A	Delaware	3 1				
						100 A	Delaware	0 1				
						103 A	Jacksonville	7 4				
						103 A	Jacksonville	0 5				
						107 A	Stetson	4 2				

Non-Div. I Games:

Monmouth

Average RPI Win: 192		WON-LOST RECORD		WINNING PCT. RANK		LAST 10 GAMES		STRENGTH OF SCHEDULE		OPP. STRENGTH OF SCHEDULE		TEAM RPI		ADJ RPI		CONF. RPI		ADJ CONF. RPI	
DIV. I ONLY		10-21-0		.32258 233		1-9-0		104		139		198		.4616 197		14		15	
DIV. I NON-CONF.		7-11-0		.38889 199		0-1-0		209		148		205		.45205 207		15		15	
TOTALS		RPI 1-25		RPI 26-50		W-L RECORDS		RPI 51-100		RPI 101-150		RPI 150+							
10-21-0		0-2-0		0-6-0		OVERALL		1-4-0		2-8-0		7-1-0							
7-9-0		0-0-0		0-1-0		HOME		1-4-0		1-3-0		5-1-0							
1-7-0		0-2-0		0-3-0		AWAY		0-0-0		1-2-0		0-0-0							
2-5-0		0-0-0		0-2-0		NEUTRAL		0-0-0		0-3-0		2-0-0							
7-11-0		0-2-0		0-3-0		NON-CONFERENCE		0-2-0		1-3-0		6-1-0							
5-4-0		0-0-0		0-1-0		HOME		0-2-0		1-0-0		4-1-0							
0-2-0		0-2-0		0-0-		AWAY		0-0-0		0-0-0		0-0-0							
2-5-0		0-0-0		0-2-0		NEUTRAL		0-0-0		0-3-0		2-0-0							
3-10-0		0-0-0		0-3-0		CONFERENCE		1-2-0		1-5-0		1-0-0							
2-5-0		0-0-0		0-0-0		HOME		1-2-0		0-3-0		1-0-0							
1-5-0		0-0-0		0-3-0		AWAY		0-0-0		1-2-0		0-0-0							
0-0-0		0-0-0		0-0-0		NEUTRAL		0-0-0		0-0-0		0-0-0							
RPI	S	Opponent		Score		RPI	S	Opponent		Score		RPI	S	Opponent		Score			
13	A	Texas A&M		0	10	29	N	Tulsa		3	5	57	H	Texas St.		0	5		
13	A	Texas A&M		0	13	37	A	McNeese St.		0	7	57	H	Texas St.		0	3		
						37	A	McNeese St.		1	12	99	H	Central Ark.		2	1		
						37	A	McNeese St.		0	8	99	H	Central Ark.		2	5		
						46	N	Indiana		2	6	99	H	Central Ark.		1	2		
						47	H	Louisville		1	8								

Non-Div. I Games: Tex. A&M Int'l 1 0 Tex. A&M Int'l 1 0

A&M-Corpus Christi

Average RPI Win: 190		WON-LOST	WINNING	LAST 10	STRENGTH OF		OPP. STRENGTH	TEAM	ADJ		CONF.	ADJ CONF.			
Average RPI Loss: 116		RECORD	PCT. RANK	GAMES	SCHEDULE		OF SCHEDULE	RPI	RPI		RPI	RPI			
DIV. I ONLY		16-13-0	.55172	111	7-3-0		264	107	193		.46122	198			
DIV. I NON-CONF.		12-11-0	.52174	131	3-1-0		290	98	219		.43725	217			
TOTALS		RPI 1-25	RPI 26-50		W-L RECORDS		RPI 51-100		RPI 101-150		RPI 150+				
16-13-0		0-1-0	0-1-0		OVERALL		3-5-0		1-4-0		12-2-0				
2-1-0		0-0-0	0-0-0		HOME		0-0-0		0-0-0		2-1-0				
5-4-0		0-1-0	0-0-0		AWAY		1-2-0		0-1-0		4-0-0				
9-8-0		0-0-0	0-1-0		NEUTRAL		2-3-0		1-3-0		6-1-0				
12-11-0		0-1-0	0-1-0		NON-CONFERENCE		2-3-0		1-4-0		9-2-0				
2-1-0		0-0-0	0-0-0		HOME		0-0-0		0-0-0		2-1-0				
1-2-0		0-1-0	0-0-		AWAY		0-0-0		0-1-0		1-0-0				
9-8-0		0-0-0	0-1-0		NEUTRAL		2-3-0		1-3-0		6-1-0				
4-2-0		0-0-0	0-0-0		CONFERENCE		1-2-0		0-0-0		3-0-0				
0-0-0		0-0-0	0-0-0		HOME		0-0-0		0-0-0		0-0-0				
4-2-0		0-0-0	0-0-0		AWAY		1-2-0		0-0-0		3-0-0				
0-0-0		0-0-0	0-0-0		NEUTRAL		0-0-0		0-0-0		0-0-0				
RPI S	Opponent	Score		RPI S	Opponent	Score		RPI S	Opponent	Score		RPI S	Opponent	Score	
24 A	Arizona St.	1	11	46 N	Indiana	2	5	51 N	Grand Canyon	0	8	112 N	UTEP	6	1
								70 N	CSUN	2	3	127 A	UC Riverside	1	4
								70 N	CSUN	2	9	129 N	DePaul	3	8
								71 N	Wisconsin	5	2	129 N	DePaul	6	8
								78 N	Weber St.	2	1	136 N	Virginia	0	9
								92 A	New Mexico	7	4	151 A	UNLV	7	3
								92 A	New Mexico	0	4	151 A	UNLV	7	4
								92 A	New Mexico	6	13	151 A	UNLV	7	0
												211 N	Maryland	5	0
												216 N	Bradley	6	2
												232 N	Southern Utah	10	4
												239 N	Valparaiso	18	4
												258 A	Utah Valley	5	2
												263 H	Northern Colo.	16	7
												263 H	Northern Colo.	8	9
												263 H	Northern Colo.	14	4
												279 N	Santa Clara	2	7
												279 N	Santa Clara	5	1
												279 N	Santa Clara	8	3
				LAST 10 GAMES											
				151 A	UNLV	7	4	92 A	New Mexico	7	4				
				151 A	UNLV	7	0	263 H	Northern Colo.	14	4				
				151 A	UNLV	7	3	263 H	Northern Colo.	8	9				
				92 A	New Mexico	0	4	263 H	Northern Colo.	16	7				
				92 A	New Mexico	6	13	258 A	Utah Valley	5	2				

Non-Div. I Games:

Utah St.

Average RPI Win:	211	WON-LOST RECORD	WINNING PCT. RANK	LAST 10 GAMES	STRENGTH OF SCHEDULE	OPP. STRENGTH OF SCHEDULE	TEAM RPI	ADJ RPI	CONF. RPI	ADJ CONF. RPI	
DIV. I ONLY	14-13-0	.51852	134	6-4-0	234	250	200	.45997	199	22	22
DIV. I NON-CONF.	12-10-0	.54545	116	4-1-0	222	259	174	.47507	176	22	22
TOTALS	RPI 1-25	RPI 26-50	W-L RECORDS		RPI 51-100	RPI 101-150	RPI 150+				
14-13-0	0-0-0	0-0-0	OVERALL		0-0-0	4-4-0	10-9-0				
8-2-0	0-0-0	0-0-0	HOME		0-0-0	1-1-0	7-1-0				
3-7-0	0-0-0	0-0-0	AWAY		0-0-0	2-3-0	1-4-0				
3-4-0	0-0-0	0-0-0	NEUTRAL		0-0-0	1-0-0	2-4-0				
12-10-0	0-0-0	0-0-0	NON-CONFERENCE		0-0-0	4-4-0	8-6-0				
6-1-0	0-0-0	0-0-0	HOME		0-0-0	1-1-0	5-0-0				
3-5-0	0-0-0	0-0-	AWAY		0-0-0	2-3-0	1-2-0				
3-4-0	0-0-0	0-0-0	NEUTRAL		0-0-0	1-0-0	2-4-0				
2-3-0	0-0-0	0-0-0	CONFERENCE		0-0-0	0-0-0	2-3-0				
2-1-0	0-0-0	0-0-0	HOME		0-0-0	0-0-0	2-1-0				
0-2-0	0-0-0	0-0-0	AWAY		0-0-0	0-0-0	0-2-0				
0-0-0	0-0-0	0-0-0	NEUTRAL		0-0-0	0-0-0	0-0-0				
RPI	S	Opponent	Score	RPI	S	Opponent	Score	RPI	S	Opponent	Score
								103	A	Jacksonville	1 5
								103	A	Jacksonville	11 6
								107	A	Stetson	0 1
								108	A	Towson	7 0
								108	A	Towson	0 8
								139	N	Villanova	3 1
								146	H	Army West Point	2 1
								146	H	Army West Point	3 4
								168	H	Marist	5 4
								184	N	Siena	13 2
								185	N	Eastern Mich.	1 9
								186	N	Providence	0 11
								190	N	UT Martin	1 2
								195	N	Manhattan	7 9
								203	A	Massachusetts	1 4
								203	A	Massachusetts	0 8
								243	A	Bethune-Cookman	2 3
								243	A	Bethune-Cookman	1 8
								248	H	Cornell	7 2
								249	H	Georgetown	6 2
								257	H	Rhode Island	4 0
								257	H	Rhode Island	0 2
								257	H	Rhode Island	4 1
								260	N	Wagner	6 2
								263	H	Canisius	9 1
								287	A	Howard	21 1
								287	H	Howard	4 0
LAST 10 GAMES											
203	A	Massachusetts	0 8	257	H	Rhode Island	0 2	257	H	Rhode Island	4 1
203	A	Massachusetts	1 4	257	H	Rhode Island	4 0	260	N	Wagner	6 2
108	A	Towson	0 8	249	H	Georgetown	6 2	263	H	Canisius	9 1
108	A	Towson	7 0	263	H	Canisius	9 1	287	A	Howard	21 1
257	H	Rhode Island	4 1	248	H	Cornell	7 2	287	H	Howard	4 0

Non-Div. I Games:

George Mason

Average RPI Win:	210	WON-LOST	WINNING	LAST 10	STRENGTH OF	OPP. STRENGTH	TEAM	ADJ	CONF.	ADJ CONF.			
Average RPI Loss:	147	RECORD	PCT. RANK	GAMES	SCHEDULE	OF SCHEDULE	RPI	RPI	RPI	RPI			
DIV. I ONLY		16-12-0	.57143	99	9-1-0	271	156	199	.45996	200	28	27	
DIV. I NON-CONF.		12-11-0	.52174	131	5-0-0	255	134	192	.464	195	27	27	
<hr/>													
TOTALS	RPI 1-25	RPI 26-50		W-L RECORDS		RPI 51-100		RPI 101-150		RPI 150+			
16-12-0	0-0-0	0-1-0		OVERALL		1-3-0		1-2-0		14-6-0			
5-0-0	0-0-0	0-0-0		HOME		0-0-0		0-0-0		5-0-0			
7-7-0	0-0-0	0-1-0		AWAY		1-0-0		1-1-0		5-5-0			
4-5-0	0-0-0	0-0-0		NEUTRAL		0-3-0		0-1-0		4-1-0			
12-11-0	0-0-0	0-1-0		NON-CONFERENCE		1-3-0		1-2-0		10-5-0			
2-0-0	0-0-0	0-0-0		HOME		0-0-0		0-0-0		2-0-0			
6-6-0	0-0-0	0-0-		AWAY		1-0-0		1-1-0		4-4-0			
4-5-0	0-0-0	0-0-0		NEUTRAL		0-3-0		0-1-0		4-1-0			
4-1-0	0-0-0	0-0-0		CONFERENCE		0-0-0		0-0-0		4-1-0			
3-0-0	0-0-0	0-0-0		HOME		0-0-0		0-0-0		3-0-0			
1-1-0	0-0-0	0-0-0		AWAY		0-0-0		0-0-0		1-1-0			
0-0-0	0-0-0	0-0-0		NEUTRAL		0-0-0		0-0-0		0-0-0			
<hr/>													
RPI	S	Opponent	Score	RPI	S	Opponent	Score	RPI	S	Opponent	Score		
				33	A	Ole Miss	2 9	58	N	Troy	8 10		
								60	N	Lehigh	2 14		
								60	N	Lehigh	4 12		
								85	A	UNCG	15 6		
										101	A	Lipscomb	4 2
										115	A	Charlotte	1 7
										137	N	Furman	3 5
										164	A	Memphis	5 13
										164	A	Memphis	2 4
										175	H	Robert Morris	8 2
										175	H	Robert Morris	8 0
										192	N	Indiana St.	12 2
										193	A	Akron	11 8
										193	A	Akron	0 8
										203	N	Massachusetts	9 8
										229	N	Toledo	4 3
										239	H	Valparaiso	3 0
										239	H	Valparaiso	3 0
										239	H	Valparaiso	4 1
										246	N	Iona	10 4
										246	N	Iona	4 11
										253	A	St. Bonaventure	12 4
										253	A	St. Bonaventure	9 5
										254	A	Tennessee St.	13 2
										254	A	Tennessee St.	5 7
										277	A	Oakland	0 2
										277	A	Oakland	4 1
				LAST 10 GAMES									
				277	A	Oakland	4 1	239	H	Valparaiso	4 1		
				277	A	Oakland	0 2	239	H	Valparaiso	3 0		
				175	H	Robert Morris	8 0	253	A	St. Bonaventure	12 4		
				175	H	Robert Morris	8 2	253	A	St. Bonaventure	9 5		
				239	H	Valparaiso	3 0	193	A	Akron	11 8		

Non-Div. I Games:

Youngstown St.

Average RPI Win:		208	WON-LOST RECORD		WINNING PCT. RANK	LAST 10 GAMES	STRENGTH OF SCHEDULE		OPP. STRENGTH OF SCHEDULE	TEAM RPI	ADJ RPI	CONF. RPI	ADJ CONF. RPI				
Average RPI Loss:		121															
DIV. I ONLY			8-20-0		.28571	246	3-7-0		79	224	205	.45903	201	28	27		
DIV. I NON-CONF.			7-18-0		.28	239	2-5-0		94	204	206	.45444	203	27	27		
TOTALS		RPI 1-25		RPI 26-50		W-L RECORDS		RPI 51-100		RPI 101-150		RPI 150+					
8-20-0		1-1-0		0-4-0		OVERALL		0-3-0		0-3-0		7-9-0					
6-6-0		0-0-0		0-1-0		HOME		0-0-0		0-0-0		6-5-0					
1-8-0		1-1-0		0-2-0		AWAY		0-2-0		0-0-0		0-3-0					
1-6-0		0-0-0		0-1-0		NEUTRAL		0-1-0		0-3-0		1-1-0					
7-18-0		1-1-0		0-4-0		NON-CONFERENCE		0-3-0		0-3-0		6-7-0					
5-4-0		0-0-0		0-1-0		HOME		0-0-0		0-0-0		5-3-0					
1-8-0		1-1-0		0-0-		AWAY		0-2-0		0-0-0		0-3-0					
1-6-0		0-0-0		0-1-0		NEUTRAL		0-1-0		0-3-0		1-1-0					
1-2-0		0-0-0		0-0-0		CONFERENCE		0-0-0		0-0-0		1-2-0					
1-2-0		0-0-0		0-0-0		HOME		0-0-0		0-0-0		1-2-0					
0-0-0		0-0-0		0-0-0		AWAY		0-0-0		0-0-0		0-0-0					
0-0-0		0-0-0		0-0-0		NEUTRAL		0-0-0		0-0-0		0-0-0					
RPI	S	Opponent		Score		RPI	S	Opponent		Score		RPI	S	Opponent		Score	
10	A	Baylor		3	6	41	H	Oklahoma St.		4	9	54	N	Kent St.		0	4
10	A	Baylor		5	4	47	A	Louisville		0	6	59	A	UT Arlington		7	9
						47	A	Louisville		5	9	59	A	UT Arlington		3	4
						48	N	North Dakota St.		0	8						

Non-Div. I Games:

Cleveland St.

Average RPI Win: 209		WON-LOST	WINNING	LAST 10	STRENGTH OF		OPP. STRENGTH	TEAM	ADJ	CONF.	ADJ CONF.
Average RPI Loss: 104		RECORD	PCT. RANK	GAMES	SCHEDULE		OF SCHEDULE	RPI	RPI	RPI	RPI
DIV. I ONLY		10-23-0	.30303	241	2-8-0		101	171	202	.45887	202
DIV. I NON-CONF.		6-17-0	.26087	245	1-2-0		80	146	204	.45642	202
TOTALS		RPI 1-25	RPI 26-50		W-L RECORDS		RPI 51-100		RPI 101-150		RPI 150+
10-23-0		0-1-0	0-4-0		OVERALL		0-5-0		1-8-0		9-5-0
4-2-0		0-0-0	0-0-0		HOME		0-0-0		1-2-0		3-0-0
2-11-0		0-0-0	0-0-0		AWAY		0-2-0		0-2-0		2-5-0
4-10-0		0-1-0	0-4-0		NEUTRAL		0-2-0		0-3-0		4-0-0
6-17-0		0-1-0	0-4-0		NON-CONFERENCE		0-3-0		1-8-0		5-1-0
1-2-0		0-0-0	0-0-0		HOME		0-0-0		1-2-0		0-0-0
1-5-0		0-0-0	0-0-		AWAY		0-1-0		0-3-0		1-1-0
4-10-0		0-1-0	0-4-0		NEUTRAL		0-2-0		0-3-0		4-0-0
4-6-0		0-0-0	0-0-0		CONFERENCE		0-2-0		0-0-0		4-4-0
3-0-0		0-0-0	0-0-0		HOME		0-0-0		0-0-0		3-0-0
1-6-0		0-0-0	0-0-0		AWAY		0-2-0		0-0-0		1-4-0
0-0-0		0-0-0	0-0-0		NEUTRAL		0-0-0		0-0-0		0-0-0
RPI S	Opponent	Score	RPI S	Opponent	Score	RPI S	Opponent	Score	RPI S	Opponent	Score
16 N	Kentucky	1 9	33 N	Ole Miss	0 8	53 N	Kansas	1 7	101 N	Lipscomb	1 4
			33 N	Ole Miss	2 4	53 N	Kansas	2 3	105 A	Southern Ill.	6 8
			37 N	McNeese St.	1 11	58 A	Troy	6 13	129 H	DePaul	3 1
			37 N	McNeese St.	3 4	79 A	Jacksonville St.	1 13	129 H	DePaul	3 5
						79 A	Jacksonville St.	0 4	141 A	Iowa St.	7 8
									141 A	Iowa St.	1 10
									142 H	Butler	0 3
									142 N	Butler	1 2
									149 N	Miami (OH)	0 7
									158 A	Chattanooga	0 3
									173 A	Murray St.	0 4
									173 A	Murray St.	2 0
									173 A	Murray St.	5 7
									177 A	Tennessee Tech	1 5
									177 A	Tennessee Tech	0 1
									190 H	UT Martin	3 2
									190 H	UT Martin	8 0
									190 H	UT Martin	5 4
									216 A	Bradley	3 2
									238 N	IUPUI	6 5
									238 N	IUPUI	6 0
									252 N	North Dakota	1 0
									273 N	Northern Ky.	9 1
			LAST 10 GAMES								
			173 A	Murray St.	2 0	79 A	Jacksonville St.	0 4			
			173 A	Murray St.	0 4	79 A	Jacksonville St.	1 13			
			173 A	Murray St.	5 7	129 H	DePaul	3 1			
			177 A	Tennessee Tech	1 5	129 H	DePaul	3 5			
			177 A	Tennessee Tech	0 1	142 H	Butler	0 3			

Non-Div. I Games:

Eastern Ill.

Average RPI Win:	166	WON-LOST	WINNING	LAST 10	STRENGTH OF	OPP. STRENGTH	TEAM	ADJ	CONF.	ADJ CONF.		
Average RPI Loss:	125	RECORD	PCT. RANK	GAMES	SCHEDULE	OF SCHEDULE	RPI	RPI	RPI	RPI		
DIV. I ONLY		9-18-0	.33333	228	4-6-0	124	160	201	.45817	203	22	22
DIV. I NON-CONF.		6-16-0	.27273	242	1-4-0	153	152	221	.43702	218	22	22
<hr/>												
TOTALS	RPI 1-25	RPI 26-50		W-L RECORDS		RPI 51-100		RPI 101-150		RPI 150+		
9-18-0	0-1-0	0-2-0		OVERALL		2-3-0		1-6-0		6-6-0		
2-0-0	0-0-0	0-0-0		HOME		0-0-0		0-0-0		2-0-0		
2-5-0	0-0-0	0-1-0		AWAY		1-2-0		0-2-0		1-0-0		
5-13-0	0-1-0	0-1-0		NEUTRAL		1-1-0		1-4-0		3-6-0		
<hr/>												
6-16-0	0-1-0	0-2-0		NON-CONFERENCE		1-1-0		1-6-0		4-6-0		
0-0-0	0-0-0	0-0-0		HOME		0-0-0		0-0-0		0-0-0		
1-3-0	0-0-0	0-0-		AWAY		0-0-0		0-2-0		1-0-0		
5-13-0	0-1-0	0-1-0		NEUTRAL		1-1-0		1-4-0		3-6-0		
<hr/>												
3-2-0	0-0-0	0-0-0		CONFERENCE		1-2-0		0-0-0		2-0-0		
2-0-0	0-0-0	0-0-0		HOME		0-0-0		0-0-0		2-0-0		
1-2-0	0-0-0	0-0-0		AWAY		1-2-0		0-0-0		0-0-0		
0-0-0	0-0-0	0-0-0		NEUTRAL		0-0-0		0-0-0		0-0-0		
<hr/>												
RPI S	Opponent	Score	RPI S	Opponent	Score	RPI S	Opponent	Score	RPI S	Opponent	Score	
22 N	Minnesota	0 12	33 A	Ole Miss	0 1	91 A	Fordham	0 4	106 N	Ball St.	0 2	
			48 N	North Dakota St.	2 4	91 A	Fordham	3 2	111 N	Saint Francis (PA)	0 8	
						91 A	Fordham	3 5	111 N	Saint Francis (PA)	3 0	
						97 N	Penn St.	3 0	111 N	Saint Francis (PA)	6 13	
						97 N	Penn St.	4 7	115 A	Charlotte	1 7	
									118 A	East Carolina	5 6	
									119 N	Rutgers	0 6	
									160 N	LIU Brooklyn	1 5	
									175 N	Robert Morris	2 0	
									178 N	Bucknell	3 2	
									180 N	Binghamton	2 4	
									189 N	Mercer	0 8	
									199 H	George Mason	4 1	
									199 H	George Mason	8 0	
									200 N	Youngstown St.	8 9	
									211 A	Maryland	5 4	
									229 N	Toledo	4 5	
									230 N	Belmont	3 7	
									230 N	Belmont	6 0	
<hr/>												
LAST 10 GAMES												
			199 H	George Mason	8 0	48 N	North Dakota St.	2 4				
			199 H	George Mason	4 1	180 N	Binghamton	2 4				
			91 A	Fordham	0 4	211 A	Maryland	5 4				
			91 A	Fordham	3 2	106 N	Ball St.	0 2				
			91 A	Fordham	3 5	189 N	Mercer	0 8				

Non-Div. I Games:

Massachusetts

Average RPI Win: 134		WON-LOST RECORD		WINNING PCT. RANK		LAST 10 GAMES		STRENGTH OF SCHEDULE		OPP. STRENGTH OF SCHEDULE		TEAM RPI		ADJ RPI		CONF. RPI		ADJ CONF. RPI	
DIV. I ONLY		10-27-0		.27027 252		3-7-0		99		97		204		.4578 204		12		11	
DIV. I NON-CONF.		8-20-0		.28571 235		1-0-0		177		83		220		.44175 213		12		11	
TOTALS		RPI 1-25		RPI 26-50		W-L RECORDS		RPI 51-100		RPI 101-150		RPI 150+							
10-27-0		0-5-0		0-3-0		OVERALL		2-7-0		5-5-0		3-7-0							
2-4-0		0-3-0		0-0-0		HOME		0-0-0		0-0-0		2-1-0							
4-8-0		0-1-0		0-0-0		AWAY		1-5-0		2-1-0		1-1-0							
4-15-0		0-1-0		0-3-0		NEUTRAL		1-2-0		3-4-0		0-5-0							
8-20-0		0-2-0		0-3-0		NON-CONFERENCE		2-4-0		3-4-0		3-7-0							
2-1-0		0-0-0		0-0-0		HOME		0-0-0		0-0-0		2-1-0							
2-4-0		0-1-0		0-0-		AWAY		1-2-0		0-0-0		1-1-0							
4-15-0		0-1-0		0-3-0		NEUTRAL		1-2-0		3-4-0		0-5-0							
2-7-0		0-3-0		0-0-0		CONFERENCE		0-3-0		2-1-0		0-0-0							
0-3-0		0-3-0		0-0-0		HOME		0-0-0		0-0-0		0-0-0							
2-4-0		0-0-0		0-0-0		AWAY		0-3-0		2-1-0		0-0-0							
0-0-0		0-0-0		0-0-0		NEUTRAL		0-0-0		0-0-0		0-0-0							
RPI	S	Opponent		Score		RPI	S	Opponent		Score		RPI	S	Opponent		Score			
7	A	Washington		1	12	27	N	Oregon St.		4	5	55	A	Texas Tech		8	4		
23	H	Fresno St.		4	14	39	N	BYU		0	8	55	A	Texas Tech		5	6		
23	H	Fresno St.		2	18	49	N	Wichita St.		5	6	55	A	Texas Tech		1	8		
23	H	Fresno St.		8	17							62	N	New Mexico St.		2	1		
25	N	Utah		1	9							70	N	CSUN		4	9		
												73	A	Nevada		3	4		
												73	A	Nevada		2	5		
												73	A	Nevada		10	11		
												78	N	Weber St.		0	10		
														104 N Pacific		3	4		
														109 N Ga. Southern		9	12		
														109 N Ga. Southern		13	5		
														110 N Stanford		9	1		
														130 N Loyola Marymount		5	4		
														133 A Colorado St.		7	6		
														133 A Colorado St.		7	8		
														133 A Colorado St.		16	15		
														136 N Virginia		4	12		
														140 N Creighton		6	9		
														171 H Montana		6	5		
														208 N San Diego		1	2		
														210 H Idaho St.		6	4		
														210 H Idaho St.		0	11		
														211 N Maryland		4	9		
														216 N Bradley		6	7		
														216 N Bradley		2	4		
														224 A Seattle		4	5		
														224 A Seattle		5	2		
														232 N Southern Utah		2	3		
LAST 10 GAMES																			
						133	A	Colorado St.		16	15	23	H	Fresno St.		4	14		
						133	A	Colorado St.		7	8	73	A	Nevada		2	5		
						133	A	Colorado St.		7	6	73	A	Nevada		10	11		
						23	H	Fresno St.		2	18	73	A	Nevada		3	4		
						23	H	Fresno St.		8	17	55	A	Texas Tech		8	4		

Non-Div. I Games:

Boise St.

Average RPI Win: 198		WON-LOST RECORD		WINNING PCT. RANK		LAST 10 GAMES		STRENGTH OF SCHEDULE		OPP. STRENGTH OF SCHEDULE		TEAM RPI		ADJ RPI		CONF. RPI		ADJ CONF. RPI	
DIV. I ONLY		12-18-0		.4 205		4-6-0		214		106		210		.45768 205		22		22	
DIV. I NON-CONF.		8-16-0		.33333 218		0-4-0		137		78		197		.46729 190		22		22	
TOTALS		RPI 1-25		RPI 26-50		W-L RECORDS		RPI 51-100		RPI 101-150		RPI 150+							
12-18-0		0-1-0		1-3-0		OVERALL		1-6-0		0-3-0		10-5-0							
5-5-0		0-0-0		1-0-0		HOME		0-1-0		0-2-0		4-2-0							
3-4-0		0-1-0		0-0-0		AWAY		1-1-0		0-1-0		2-1-0							
4-9-0		0-0-0		0-3-0		NEUTRAL		0-4-0		0-0-0		4-2-0							
8-16-0		0-1-0		1-3-0		NON-CONFERENCE		1-6-0		0-3-0		6-3-0							
3-4-0		0-0-0		1-0-0		HOME		0-1-0		0-2-0		2-1-0							
1-3-0		0-1-0		0-0-		AWAY		1-1-0		0-1-0		0-0-0							
4-9-0		0-0-0		0-3-0		NEUTRAL		0-4-0		0-0-0		4-2-0							
4-2-0		0-0-0		0-0-0		CONFERENCE		0-0-0		0-0-0		4-2-0							
2-1-0		0-0-0		0-0-0		HOME		0-0-0		0-0-0		2-1-0							
2-1-0		0-0-0		0-0-0		AWAY		0-0-0		0-0-0		2-1-0							
0-0-0		0-0-0		0-0-0		NEUTRAL		0-0-0		0-0-0		0-0-0							
RPI	S	Opponent		Score		RPI	S	Opponent		Score		RPI	S	Opponent		Score			
12	A	Oklahoma		4	9	29	N	Tulsa		2	9	53	A	Kansas		0	9		
						34	N	Nebraska		4	7	75	A	UNI		7	2		
						39	N	BYU		5	6	82	N	Hofstra		1	9		
						50	H	Northern Ill.		12	7	82	N	Hofstra		2	10		
												86	N	Marshall		1	6		
												93	H	Drake		2	6		
												93	N	Drake		0	7		

Non-Div. I Games:

Saint Louis

Average RPI Win:	211	WON-LOST RECORD	WINNING PCT. RANK	LAST 10 GAMES	STRENGTH OF SCHEDULE	OPP. STRENGTH OF SCHEDULE	TEAM RPI	ADJ RPI	CONF. RPI	ADJ CONF. RPI	
DIV. I ONLY	10-19-0	.34483	226	1-9-0	103	269	206	.45718	206	14	15
DIV. I NON-CONF.	8-7-0	.53333	127	0-1-0	235	287	196	.46385	196	15	15
<hr/>											
TOTALS	RPI 1-25	RPI 26-50		W-L RECORDS	RPI 51-100		RPI 101-150		RPI 150+		
10-19-0	0-0-0	0-3-0		OVERALL	2-5-0		1-4-0		7-7-0		
4-6-0	0-0-0	0-3-0		HOME	0-0-0		1-2-0		3-1-0		
1-7-0	0-0-0	0-0-0		AWAY	1-4-0		0-0-0		0-3-0		
5-6-0	0-0-0	0-0-0		NEUTRAL	1-1-0		0-2-0		4-3-0		
8-7-0	0-0-0	0-0-0		NON-CONFERENCE	1-3-0		0-0-0		7-4-0		
3-1-0	0-0-0	0-0-0		HOME	0-0-0		0-0-0		3-1-0		
0-2-0	0-0-0	0-0-		AWAY	0-2-0		0-0-0		0-0-0		
5-4-0	0-0-0	0-0-0		NEUTRAL	1-1-0		0-0-0		4-3-0		
2-12-0	0-0-0	0-3-0		CONFERENCE	1-2-0		1-4-0		0-3-0		
1-5-0	0-0-0	0-3-0		HOME	0-0-0		1-2-0		0-0-0		
1-5-0	0-0-0	0-0-0		AWAY	1-2-0		0-0-0		0-3-0		
0-2-0	0-0-0	0-0-0		NEUTRAL	0-0-0		0-2-0		0-0-0		
RPI	S	Opponent	Score	RPI	S	Opponent	Score	RPI	S	Opponent	Score
				37	H	McNeese St.	0 8	57	N	Texas St.	0 10
				37	H	McNeese St.	1 9	63	N	Samford	2 1
				37	H	McNeese St.	0 11	83	A	Northwestern St.	0 5
								83	A	Northwestern St.	2 5
								83	A	Northwestern St.	10 6
								88	A	North Texas	1 15
								95	A	Louisiana Tech	0 9
								122	N	Nicholls St.	3 9
								122	N	Nicholls St.	0 3
								138	H	Lamar	2 8
								138	H	Lamar	3 0
								138	H	Lamar	0 4
								176	H	La.-Monroe	6 11
								190	N	UT Martin	2 10
								190	N	UT Martin	2 5
								212	A	Incarnate Word	3 7
								212	A	Incarnate Word	1 2
								212	A	Incarnate Word	2 5
								217	N	Southeast Mo. St.	7 10
								225	N	Florida A&M	7 1
								230	N	Belmont	7 4
								241	H	Texas Southern	5 1
								267	N	Mississippi Val.	12 4
								283	N	Jackson St.	3 1
								290	H	Prairie View	9 1
								290	H	Prairie View	6 1
<hr/>											
LAST 10 GAMES											
				212	A	Incarnate Word	1 2	37	H	McNeese St.	0 11
				212	A	Incarnate Word	3 7	37	H	McNeese St.	1 9
				212	A	Incarnate Word	2 5	83	A	Northwestern St.	2 5
				176	H	La.-Monroe	6 11	83	A	Northwestern St.	10 6
				37	H	McNeese St.	0 8	83	A	Northwestern St.	0 5

Non-Div. I Games:

Houston Baptist

Average RPI Win:	178	WON-LOST RECORD	WINNING PCT. RANK	LAST 10 GAMES	STRENGTH OF SCHEDULE	OPP. STRENGTH OF SCHEDULE	TEAM RPI	ADJ RPI	CONF. RPI	ADJ CONF. RPI	
DIV. I ONLY		14-17-0	.45161 177	5-5-0	237	161	211	.4511 210	24	23	
DIV. I NON-CONF.		12-14-0	.46154 173	3-2-0	192	162	180	.47406 177	23	23	
<hr/>											
TOTALS	RPI 1-25	RPI 26-50		W-L RECORDS	RPI 51-100		RPI 101-150		RPI 150+		
14-17-0	0-0-0	1-0-0		OVERALL	1-6-0		3-4-0		9-7-0		
1-2-0	0-0-0	0-0-0		HOME	0-0-0		0-0-0		1-2-0		
4-9-0	0-0-0	0-0-0		AWAY	0-5-0		1-1-0		3-3-0		
9-6-0	0-0-0	1-0-0		NEUTRAL	1-1-0		2-3-0		5-2-0		
<hr/>											
12-14-0	0-0-0	1-0-0		NON-CONFERENCE	1-6-0		3-4-0		7-4-0		
0-0-0	0-0-0	0-0-0		HOME	0-0-0		0-0-0		0-0-0		
3-9-0	0-0-0	0-0-		AWAY	0-5-0		1-1-0		2-3-0		
9-5-0	0-0-0	1-0-0		NEUTRAL	1-1-0		2-3-0		5-1-0		
<hr/>											
2-3-0	0-0-0	0-0-0		CONFERENCE	0-0-0		0-0-0		2-3-0		
1-2-0	0-0-0	0-0-0		HOME	0-0-0		0-0-0		1-2-0		
1-0-0	0-0-0	0-0-0		AWAY	0-0-0		0-0-0		1-0-0		
0-1-0	0-0-0	0-0-0		NEUTRAL	0-0-0		0-0-0		0-1-0		
<hr/>											
RPI S	Opponent	Score	RPI S	Opponent	Score	RPI S	Opponent	Score	RPI S	Opponent	Score
			32 N	Cal St. Fullerton	3 2	51 A	Grand Canyon	7 9	127 N	UC Riverside	4 2
						51 A	Grand Canyon	12 15	130 N	Loyola Marymount	3 7
						51 A	Grand Canyon	3 6	130 N	Loyola Marymount	1 9
						70 A	CSUN	2 5	130 N	Loyola Marymount	9 1
						70 A	CSUN	0 8	133 A	Colorado St.	6 8
						92 N	New Mexico	2 4	133 A	Colorado St.	11 7
						92 N	New Mexico	5 4	141 N	Iowa St.	2 4
									163 N	Omaha	4 2
									163 N	Omaha	9 1
									171 N	Montana	9 14
									182 A	UC Davis	1 2
									204 A	Boise St.	11 0
									204 A	Boise St.	4 6
									224 N	Seattle	8 0
									224 N	Seattle	2 3
									227 N	Yale	6 5
									231 N	South Dakota	2 1
									232 H	Southern Utah	7 3
									232 H	Southern Utah	0 2
									232 H	Southern Utah	7 14
									252 A	North Dakota	7 0
									279 A	Santa Clara	7 13
									279 A	Santa Clara	8 5
							</				

Non-Div. I Games:

Idaho St.

Maryland

Average RPI Win: 165		WON-LOST	WINNING	LAST 10	STRENGTH OF		OPP. STRENGTH	TEAM	ADJ		CONF.	ADJ CONF.
Average RPI Loss: 111		RECORD	PCT. RANK	GAMES	SCHEDULE		OF SCHEDULE	RPI	RPI		RPI	RPI
DIV. I ONLY		8-25-0	.24242	263	1-9-0		81	110	208		.45017	211
DIV. I NON-CONF.		7-20-0	.25926	249	0-4-0		121	144	215		.43893	216
TOTALS		RPI 1-25	RPI 26-50		W-L RECORDS		RPI 51-100		RPI 101-150		RPI 150+	
8-25-0		0-5-0	2-7-0		OVERALL		0-2-0		0-1-0		6-10-0	
1-5-0		0-0-0	1-3-0		HOME		0-0-0		0-0-0		0-2-0	
1-8-0		0-2-0	1-3-0		AWAY		0-1-0		0-0-0		0-2-0	
6-12-0		0-3-0	0-1-0		NEUTRAL		0-1-0		0-1-0		6-6-0	
7-20-0		0-5-0	1-2-0		NON-CONFERENCE		0-2-0		0-1-0		6-10-0	
0-3-0		0-0-0	0-1-0		HOME		0-0-0		0-0-0		0-2-0	
1-5-0		0-2-0	1-0-		AWAY		0-1-0		0-0-0		0-2-0	
6-12-0		0-3-0	0-1-0		NEUTRAL		0-1-0		0-1-0		6-6-0	
1-5-0		0-0-0	1-5-0		CONFERENCE		0-0-0		0-0-0		0-0-0	
1-2-0		0-0-0	1-2-0		HOME		0-0-0		0-0-0		0-0-0	
0-3-0		0-0-0	0-3-0		AWAY		0-0-0		0-0-0		0-0-0	
0-0-0		0-0-0	0-0-0		NEUTRAL		0-0-0		0-0-0		0-0-0	
RPI S	Opponent	Score	RPI S	Opponent	Score	RPI S	Opponent	Score	RPI S	Opponent	Score	
4 N	Alabama	5 10	30 A	Fla. Atlantic	8 7	56 A	Georgia St.	3 4	149 N	Miami (OH)	1 7	
4 N	Alabama	0 1	34 H	Nebraska	7 4	64 N	Boston College	1 9	180 H	Binghamton	3 9	
6 N	Oregon	2 7	34 H	Nebraska	4 26				181 N	Boston U.	3 2	
12 A	Oklahoma	0 11	34 H	Nebraska	2 14				189 N	Mercer	6 5	
12 A	Oklahoma	2 11	39 N	BYU	4 7				196 N	Monmouth	2 11	
			40 A	Ohio St.	4 13				198 N	Utah St.	0 5	
			40 A	Ohio St.	3 4				203 H	Massachusetts	4 5	
			40 A	Ohio St.	2 12				204 N	Boise St.	9 4	
			48 H	North Dakota St.	1 10				205 N	Saint Louis	8 0	
									205 N	Saint Louis	2 11	
									207 N	Stony Brook	4 10	
									208 N	San Diego	13 9	
									222 A	George Washington	7 9	
									249 A	Georgetown	4 5	
									269 N	Columbia	5 4	
									269 N	Columbia	2 4	
									269 N	Columbia	1 4	
LAST 10 GAMES												
			34 H	Nebraska	4 26	40 A	Ohio St.	2 12				
			34 H	Nebraska	2 14	180 H	Binghamton	3 9				
			34 H	Nebraska	7 4	203 H	Massachusetts	4 5				
			40 A	Ohio St.	4 13	48 H	North Dakota St.	1 10				
			40 A	Ohio St.	3 4	12 A	Oklahoma	0 11				

Non-Div. I Games:

Maryland

Average RPI Win:	192	WON-LOST RECORD	WINNING PCT. RANK	LAST 10 GAMES	STRENGTH OF SCHEDULE	OPP. STRENGTH OF SCHEDULE	TEAM RPI	ADJ RPI	CONF. RPI	ADJ CONF. RPI			
Average RPI Loss:	134												
DIV. I ONLY	14-19-0	.42424	193	4-6-0	215	208	212	.44711	212	14	15		
DIV. I NON-CONF.	9-11-0	.45	178	1-0-0	271	194	225	.43233	226	15	15		
<hr/>													
TOTALS	RPI 1-25	RPI 26-50		W-L RECORDS	RPI 51-100		RPI 101-150		RPI 150+				
14-19-0	0-0-0	0-1-0		OVERALL	4-6-0		1-6-0		9-6-0				
5-5-0	0-0-0	0-0-0		HOME	2-2-0		0-0-0		3-3-0				
5-8-0	0-0-0	0-0-0		AWAY	2-3-0		1-5-0		2-0-0				
4-6-0	0-0-0	0-1-0		NEUTRAL	0-1-0		0-1-0		4-3-0				
9-11-0	0-0-0	0-1-0		NON-CONFERENCE	2-5-0		1-2-0		6-3-0				
0-1-0	0-0-0	0-0-0		HOME	0-1-0		0-0-0		0-0-0				
5-4-0	0-0-0	0-0-		AWAY	2-3-0		1-1-0		2-0-0				
4-6-0	0-0-0	0-1-0		NEUTRAL	0-1-0		0-1-0		4-3-0				
5-8-0	0-0-0	0-0-0		CONFERENCE	2-1-0		0-4-0		3-3-0				
5-4-0	0-0-0	0-0-0		HOME	2-1-0		0-0-0		3-3-0				
0-4-0	0-0-0	0-0-0		AWAY	0-0-0		0-4-0		0-0-0				
0-0-0	0-0-0	0-0-0		NEUTRAL	0-0-0		0-0-0		0-0-0				
RPI	S	Opponent	Score	RPI	S	Opponent	Score	RPI	S	Opponent	Score		
				35	N	Mississippi St.	0 6	57	A	Texas St.	9 4		
								62	A	New Mexico St.	0 8		
								62	A	New Mexico St.	1 11		
								62	A	New Mexico St.	3 13		
								76	N	Southern Miss.	2 10		
								83	H	Northwestern St.	0 8		
								83	H	Northwestern St.	6 5		
								83	H	Northwestern St.	7 5		
								88	H	North Texas	2 10		
								98	A	Houston	4 3		
										112	A	UTEP	3 13
										112	A	UTEP	4 1
										112	N	UTEP	3 5
										138	A	Lamar	0 3
										138	A	Lamar	3 8
										138	A	Lamar	0 8
										138	A	Lamar	1 2
										179	H	Southeastern La.	0 2
										179	H	Southeastern La.	2 4
										179	H	Southeastern La.	0 2
										206	H	Houston Baptist	7 3
										206	H	Houston Baptist	2 1
										206	H	Houston Baptist	5 2
										241	N	Texas Southern	0 3
										256	N	Alcorn	7 4
										256	N	Alcorn	1 0
										263	N	Northern Colo.	2 6
										267	N	Mississippi Val.	0 2
										268	N	IPFW	5 1
										283	N	Jackson St.	5 4
										290	A	Prairie View	12 8
										290	A	Prairie View	23 11
LAST 10 GAMES													
				206	H	Houston Baptist	2 1	138	A	Lamar	0 8		
				206	H	Houston Baptist	7 3	57	A	Texas St.	9 4		
				206	H	Houston Baptist	5 2	179	H	Southeastern La.	2 4		
				138	A	Lamar	0 3	179	H	Southeastern La.	0 2		
				138	A	Lamar	1 2	179	H	Southeastern La.	0 2		

Non-Div. I Games:

Incarnate Word

Average RPI Win: 188		WON-LOST	WINNING	LAST 10	STRENGTH OF		OPP. STRENGTH	TEAM	ADJ	CONF.	ADJ CONF.		
Average RPI Loss: 125		RECORD	PCT. RANK	GAMES	SCHEDULE		OF SCHEDULE	RPI	RPI	RPI	RPI		
DIV. I ONLY		8-29-0	.21622	267	2-8-0		52	229	214	.4447	213	6	6
DIV. I NON-CONF.		6-19-0	.24	256	1-1-0		96	267	229	.43072	228	6	7
TOTALS		RPI 1-25	RPI 26-50		W-L RECORDS		RPI 51-100		RPI 101-150		RPI 150+		
8-29-0		0-2-0	0-3-0		OVERALL		2-7-0		0-6-0		6-11-0		
3-10-0		0-0-0	0-3-0		HOME		0-3-0		0-0-0		3-4-0		
2-7-0		0-2-0	0-0-0		AWAY		1-4-0		0-0-0		1-1-0		
3-12-0		0-0-0	0-0-0		NEUTRAL		1-0-0		0-6-0		2-6-0		
6-19-0		0-2-0	0-0-0		NON-CONFERENCE		1-2-0		0-6-0		5-9-0		
2-2-0		0-0-0	0-0-0		HOME		0-0-0		0-0-0		2-2-0		
1-5-0		0-2-0	0-0-		AWAY		0-2-0		0-0-0		1-1-0		
3-12-0		0-0-0	0-0-0		NEUTRAL		1-0-0		0-6-0		2-6-0		
2-10-0		0-0-0	0-3-0		CONFERENCE		1-5-0		0-0-0		1-2-0		
1-8-0		0-0-0	0-3-0		HOME		0-3-0		0-0-0		1-2-0		
1-2-0		0-0-0	0-0-0		AWAY		1-2-0		0-0-0		0-0-0		
0-0-0		0-0-0	0-0-0		NEUTRAL		0-0-0		0-0-0		0-0-0		
RPI S	Opponent	Score	RPI S	Opponent	Score	RPI S	Opponent	Score	RPI S	Opponent	Score		
8 A	Auburn	5 22	44 H	South Ala.	0 2	58 H	Troy	6 23	108 N	Towson	9 12		
8 A	Auburn	0 9	44 H	South Ala.	2 7	58 H	Troy	1 11	108 N	Towson	1 11		
			44 H	South Ala.	0 6	58 H	Troy	19 25	137 N	Furman	3 5		
						59 A	UT Arlington	2 10	142 N	Butler	6 12		
						59 A	UT Arlington	4 3	150 N	Loyola Chicago	0 1		
						59 A	UT Arlington	7 8	150 N	Loyola Chicago	0 9		
						85 A	UNCG	0 9	162 A	Coastal Caro.	0 5		
						85 A	UNCG	1 2	170 N	Western Ky.	4 8		
						86 N	Marshall	4 3	176 H	La.-Monroe	5 6		
									176 H	La.-Monroe	5 9		
									176 H	La.-Monroe	4 1		
									201 N	Cleveland St.	2 11		
									209 H	Morehead St.	0 7		
									209 H	Morehead St.	4 2		
									215 A	Campbell	16 9		
									215 H	Campbell	3 4		
									215 H	Campbell	9 0		
									218 N	Brown	1 4		
									223 N	Seton Hall	6 11		
									223 N	Seton Hall	8 14		
									260 N	Wagner	3 5		
									263 N	Canisius	8 2		
									282 N	Rider	8 0		
			LAST 10 GAMES										
			59 A	UT Arlington	4 3	44 H	South Ala.	2 7					
			59 A	UT Arlington	2 10	209 H	Morehead St.	4 2					
			59 A	UT Arlington	7 8	209 H	Morehead St.	0 7					
			44 H	South Ala.	0 6	58 H	Troy	19 25					
			44 H	South Ala.	0 2	58 H	Troy	1 11					

Non-Div. I Games:

Appalachian St.

Average RPI Win:	190	WON-LOST RECORD	WINNING PCT. RANK	LAST 10 GAMES	STRENGTH OF SCHEDULE	OPP. STRENGTH OF SCHEDULE	TEAM RPI	ADJ RPI	CONF. RPI	ADJ CONF. RPI		
DIV. I ONLY		13-18-0	.41935	195	3-7-0	243	137	217	.44389	214	15	14
DIV. I NON-CONF.		11-12-0	.47826	162	1-1-0	249	126	201	.45945	201	14	14
TOTALS	RPI 1-25	RPI 26-50	W-L RECORDS		RPI 51-100	RPI 101-150	RPI 150+					
13-18-0	0-0-0	0-2-0	OVERALL		2-5-0	0-3-0	11-8-0					
2-3-0	0-0-0	0-0-0	HOME		1-1-0	0-0-0	1-2-0					
3-8-0	0-0-0	0-1-0	AWAY		1-3-0	0-2-0	2-2-0					
8-7-0	0-0-0	0-1-0	NEUTRAL		0-1-0	0-1-0	8-4-0					
11-12-0	0-0-0	0-2-0	NON-CONFERENCE		1-3-0	0-1-0	10-6-0					
0-0-0	0-0-0	0-0-0	HOME		0-0-0	0-0-0	0-0-0					
3-6-0	0-0-0	0-0-	AWAY		1-3-0	0-0-0	2-2-0					
8-6-0	0-0-0	0-1-0	NEUTRAL		0-0-0	0-1-0	8-4-0					
2-6-0	0-0-0	0-0-0	CONFERENCE		1-2-0	0-2-0	1-2-0					
2-3-0	0-0-0	0-0-0	HOME		1-1-0	0-0-0	1-2-0					
0-2-0	0-0-0	0-0-0	AWAY		0-0-0	0-2-0	0-0-0					
0-1-0	0-0-0	0-0-0	NEUTRAL		0-1-0	0-0-0	0-0-0					
RPI	S	Opponent	Score	RPI	S	Opponent	Score	RPI	S	Opponent	Score	
				41	A	Oklahoma St.	0 4	53	A	Kansas	0 4	
				50	N	Northern Ill.	1 9	58	A	Troy	2 5	
								59	A	UT Arlington	1 2	
								75	N	UNI	2 4	
								77	A	Arkansas	11 1	
								87	H	Illinois St.	0 8	
								87	H	Illinois St.	3 2	
</												

Non-Div. I Games:

Missouri St.

Campbell

Campbell

Average RPI Win:	176	WON-LOST RECORD	WINNING PCT. RANK	LAST 10 GAMES	STRENGTH OF SCHEDULE	OPP. STRENGTH OF SCHEDULE	TEAM RPI	ADJ RPI	CONF. RPI	ADJ CONF. RPI				
DIV. I ONLY		11-18-0	.37931	215	6-4-0	227	113	219	.44296	216	15	14		
DIV. I NON-CONF.		5-15-0	.25	250	0-1-0	196	97	239	.42571	236	14	14		
<hr/>														
TOTALS	RPI 1-25	RPI 26-50		W-L RECORDS		RPI 51-100		RPI 101-150		RPI 150+				
11-18-0	0-2-0	0-0-0		OVERALL		1-4-0		1-2-0		9-10-0				
2-2-0	0-0-0	0-0-0		HOME		0-0-0		0-0-0		2-2-0				
5-8-0	0-2-0	0-0-0		AWAY		0-0-0		1-1-0		4-5-0				
4-8-0	0-0-0	0-0-0		NEUTRAL		1-4-0		0-1-0		3-3-0				
5-15-0	0-2-0	0-0-0		NON-CONFERENCE		1-4-0		1-2-0		3-7-0				
0-1-0	0-0-0	0-0-0		HOME		0-0-0		0-0-0		0-1-0				
1-6-0	0-2-0	0-0-		AWAY		0-0-0		1-1-0		0-3-0				
4-8-0	0-0-0	0-0-0		NEUTRAL		1-4-0		0-1-0		3-3-0				
6-3-0	0-0-0	0-0-0		CONFERENCE		0-0-0		0-0-0		6-3-0				
2-1-0	0-0-0	0-0-0		HOME		0-0-0		0-0-0		2-1-0				
4-2-0	0-0-0	0-0-0		AWAY		0-0-0		0-0-0		4-2-0				
0-0-0	0-0-0	0-0-0		NEUTRAL		0-0-0		0-0-0		0-0-0				
RPI	S	Opponent	Score		RPI	S	Opponent	Score		RPI	S	Opponent	Score	
11	A	Florida St.	0	9						102	A	Kennesaw St.	6	1
11	A	Florida St.	0	14						102	A	Kennesaw St.	0	1
										119	N	Rutgers	5	9
										156	H	Evansville	13	9
										156	H	Evansville	5	4
										156	H	Evansville	2	11
										177	A	Tennessee Tech	4	5
										177	A	Tennessee Tech	0	5
										192	A	Indiana St.	16	4
										192	A	Indiana St.	12	4
										192	A	Indiana St.	13	14
										198	N	Utah St.	2	6
										202	H	Eastern Ill.	2	3
										204	N	Boise St.	4	2
										204	N	Boise St.	7	6
										209	N	Morehead St.	10	11
										214	A	Missouri St.	0	5
										214	A	Missouri St.	1	0
										214	A	Missouri St.	7	5
										224	A	Seattle	4	5
										224	N	Seattle	0	9
										237	N	Bowling Green	9	8
LAST 10 GAMES														
		156 H	Evansville	5	4			214 A	Missouri St.	0	5			
		156 H	Evansville	2	11			192 A	Indiana St.	12	4			
		156 H	Evansville	13	9			192 A	Indiana St.	13	14			
		214 A	Missouri St.	7	5			192 A	Indiana St.	16	4			
		214 A	Missouri St.	1	0			177 A	Tennessee Tech	4	5			

Non-Div. I Games:

Bradley

Average RPI Win:		210	WON-LOST RECORD		WINNING PCT. RANK	LAST 10 GAMES		STRENGTH OF SCHEDULE		OPP. STRENGTH OF SCHEDULE	TEAM RPI	ADJ RPI	CONF. RPI	ADJ CONF. RPI			
Average RPI Loss:		135															
DIV. I ONLY			11-17-0		.39286	212	4-6-0		232		163	224	.44257	217	21	21	
DIV. I NON-CONF.			6-12-0		.33333	218	0-1-0		165		167	209	.45321	205	21	21	
TOTALS		RPI 1-25		RPI 26-50		W-L RECORDS		RPI 51-100		RPI 101-150		RPI 150+					
11-17-0		0-1-0		1-1-0		OVERALL		0-3-0		0-5-0		10-7-0					
5-2-0		0-0-0		0-0-0		HOME		0-0-0		0-0-0		5-2-0					
3-7-0		0-0-0		0-0-0		AWAY		0-0-0		0-4-0		3-3-0					
3-8-0		0-1-0		1-1-0		NEUTRAL		0-3-0		0-1-0		2-2-0					
6-12-0		0-1-0		1-1-0		NON-CONFERENCE		0-3-0		0-2-0		5-5-0					
0-0-0		0-0-0		0-0-0		HOME		0-0-0		0-0-0		0-0-0					
3-4-0		0-0-0		0-0-		AWAY		0-0-0		0-1-0		3-3-0					
3-8-0		0-1-0		1-1-0		NEUTRAL		0-3-0		0-1-0		2-2-0					
5-5-0		0-0-0		0-0-0		CONFERENCE		0-0-0		0-3-0		5-2-0					
5-2-0		0-0-0		0-0-0		HOME		0-0-0		0-0-0		5-2-0					
0-3-0		0-0-0		0-0-0		AWAY		0-0-0		0-3-0		0-0-0					
0-0-0		0-0-0		0-0-0		NEUTRAL		0-0-0		0-0-0		0-0-0					
RPI	S	Opponent		Score		RPI	S	Opponent		Score		RPI	S	Opponent		Score	
3	N	La.-Lafayette		0 8		44	N	South Ala.		2 5		66	N	Western Caro.		0 8	
						50	N	Northern Ill.		6 3		95	N	Louisiana Tech		2 11	
												99	N	Central Ark.		4 5	
												105	A	Southern Ill.		2 3	
												106	N	Ball St.		3 6	
												146	A	SIUE		1 2	
												146	A	SIUE		3 5	
												146	A	SIUE		4 5	
												154	N	UMKC		0 9	
												170	A	Western Ky.		8 3	
												173	H	Murray St.		5 16	
												173	H	Murray St.		4 3	
												173	H	Murray St.		9 1	
												179	A	Southeastern La.		1 7	
												179	A	Southeastern La.		3 4	
												205	A	Saint Louis		3 4	
												206	N	Houston Baptist		10 7	
												214	N	Missouri St.		3 9	
												230	H	Belmont		1 2	
												230	H	Belmont		3 0	
												239	N	Valparaiso		3 2	
												254	H	Tennessee St.		9 0	
												254	H	Tennessee St.		7 2	
												283	A	Jackson St.		11 1	
												283	A	Jackson St.		9 8	
LAST 10 GAMES																	
						146	A	SIUE		3 5		230	H	Belmont		3 0	
						146	A	SIUE		1 2		230	H	Belmont		1 2	
						146	A	SIUE		4 5		105	A	Southern Ill.		2 3	
						254	H	Tennessee St.		7 2		173	H	Murray St.		5 16	
						254	H	Tennessee St.		9 0		173	H	Murray St.		4 3	

Non-Div. I Games:

Southeast Mo. St.

Brown

Average RPI Win: 242		WON-LOST	WINNING	LAST 10	STRENGTH OF		OPP. STRENGTH	TEAM	ADJ		CONF.	ADJ CONF.
Average RPI Loss: 166		RECORD	PCT. RANK	GAMES	SCHEDULE		OF SCHEDULE	RPI	RPI		RPI	RPI
DIV. I ONLY		13-10-0	.56522	105	5-5-0		284	238	220		.44173	218
DIV. I NON-CONF.		11-8-0	.57895	96	3-3-0		291	224	211		.44487	211
TOTALS		RPI 1-25	RPI 26-50		W-L RECORDS		RPI 51-100		RPI 101-150		RPI 150+	
13-10-0		0-0-0	0-0-0		OVERALL		1-2-0		0-2-0		12-6-0	
0-0-0		0-0-0	0-0-0		HOME		0-0-0		0-0-0		0-0-0	
6-6-0		0-0-0	0-0-0		AWAY		1-2-0		0-0-0		5-4-0	
7-4-0		0-0-0	0-0-0		NEUTRAL		0-0-0		0-2-0		7-2-0	
11-8-0		0-0-0	0-0-0		NON-CONFERENCE		1-2-0		0-2-0		10-4-0	
0-0-0		0-0-0	0-0-0		HOME		0-0-0		0-0-0		0-0-0	
4-4-0		0-0-0	0-0-		AWAY		1-2-0		0-0-0		3-2-0	
7-4-0		0-0-0	0-0-0		NEUTRAL		0-0-0		0-2-0		7-2-0	
2-2-0		0-0-0	0-0-0		CONFERENCE		0-0-0		0-0-0		2-2-0	
0-0-0		0-0-0	0-0-0		HOME		0-0-0		0-0-0		0-0-0	
2-2-0		0-0-0	0-0-0		AWAY		0-0-0		0-0-0		2-2-0	
0-0-0		0-0-0	0-0-0		NEUTRAL		0-0-0		0-0-0		0-0-0	
RPI S	Opponent	Score	RPI S	Opponent	Score	RPI S	Opponent	Score	RPI S	Opponent	Score	
						68 A	Col. of Charleston	0 8	119 N	Rutgers	3 10	
						85 A	UNCG	1 10	149 N	Miami (OH)	4 6	
						85 A	UNCG	4 2	165 N	UConn	0 7	
									166 A	Winthrop	3 8	
									185 N	Eastern Mich.	1 4	
									194 A	Penn	5 1	
									194 A	Penn	0 2	
									213 N	Appalachian St.	4 1	
									228 N	Central Conn. St.	2 1	
									259 A	UMBC	3 5	
									259 A	UMBC	5 1	
									260 N	Wagner	3 2	
									263 N	Canisius	5 1	
									265 A	Mt. St. Mary's	2 1	
									265 A	Mt. St. Mary's	13 2	
									269 A	Columbia	1 4	
									269 A	Columbia	7 6	
									281 N	N.C. Central	5 2	
									281 N	N.C. Central	8 0	
									282 N	Rider	20 2	
LAST 10 GAMES												
						269 A	Columbia	1 4	259 A	UMBC	5 1	
						269 A	Columbia	7 6	265 A	Mt. St. Mary's	2 1	
						194 A	Penn	5 1	265 A	Mt. St. Mary's	13 2	
						194 A	Penn	0 2	149 N	Miami (OH)	4 6	
						259 A	UMBC	3 5	68 A	Col. of Charleston	0 8	

Non-Div. I Games:

Brown

Average RPI Win:	230	WON-LOST	WINNING	LAST 10	STRENGTH OF	OPP. STRENGTH	TEAM	ADJ	CONF.	ADJ CONF.	
Average RPI Loss:	134	RECORD	PCT. RANK	GAMES	SCHEDULE	OF SCHEDULE	RPI	RPI	RPI	RPI	
DIV. I ONLY	13-17-0	.43333	187	6-4-0	219	249	215	.44155	219	31	31
DIV. I NON-CONF.	8-16-0	.33333	218	1-4-0	174	242	218	.43548	222	31	31
<hr/>											
TOTALS	RPI 1-25	RPI 26-50		W-L RECORDS		RPI 51-100		RPI 101-150		RPI 150+	
13-17-0	0-0-0	0-0-0		OVERALL		0-9-0		2-1-0		11-7-0	
4-9-0	0-0-0	0-0-0		HOME		0-6-0		0-0-0		4-3-0	
5-2-0	0-0-0	0-0-0		AWAY		0-1-0		2-1-0		3-0-0	
4-6-0	0-0-0	0-0-0		NEUTRAL		0-2-0		0-0-0		4-4-0	
8-16-0	0-0-0	0-0-0		NON-CONFERENCE		0-9-0		2-1-0		6-6-0	
2-9-0	0-0-0	0-0-0		HOME		0-6-0		0-0-0		2-3-0	
2-2-0	0-0-0	0-0-		AWAY		0-1-0		2-1-0		0-0-0	
4-5-0	0-0-0	0-0-0		NEUTRAL		0-2-0		0-0-0		4-3-0	
5-1-0	0-0-0	0-0-0		CONFERENCE		0-0-0		0-0-0		5-1-0	
2-0-0	0-0-0	0-0-0		HOME		0-0-0		0-0-0		2-0-0	
3-0-0	0-0-0	0-0-0		AWAY		0-0-0		0-0-0		3-0-0	
0-1-0	0-0-0	0-0-0		NEUTRAL		0-0-0		0-0-0		0-1-0	
RPI	S	Opponent	Score	RPI	S	Opponent	Score	RPI	S	Opponent	Score
						59 N UT Arlington	5 8	123 A Charleston So.		8	5
						59 N UT Arlington	2 10	123 A Charleston So.		3	1
						65 A USC Upstate	4 14	137 A Furman		1	3
						66 H Western Caro.	3 12	151 H Presbyterian		6	4
						68 H Col. of Charleston	7 9	151 H Presbyterian		4	12
						68 H Col. of Charleston	2 3	191 N Delaware St.		0	10
						72 H Syracuse	2 8	193 N Akron		6	3
						72 H Syracuse	0 7	193 N Akron		4	5
						79 H Jacksonville St.	4 7	235 H Drexel		6	0
								243 A Bethune-Cookman		4	1
								243 A Bethune-Cookman		4	3
								243 A Bethune-Cookman		1	0
								245 N Alabama St.		8	9
								245 N Alabama St.		3	4
								251 H Buffalo		3	6
								251 H Buffalo		0	9
								267 N Mississippi Val.		11	9
								291 H UMES		2	1
								291 H UMES		8	2
								292 N Grambling		6	0
								292 N Grambling		8	0
				LAST 10 GAMES							
				243 A Bethune-Cookman		4	3	72 H Syracuse		2	8
				243 A Bethune-Cookman		4	1	72 H Syracuse		0	7
				243 A Bethune-Cookman		1	0	291 H UMES		2	1
				251 H Buffalo		0	9	291 H UMES		8	2
				251 H Buffalo		3	6	292 N Grambling		8	0

Non-Div. I Games:

Savannah St.

Average RPI Win: 211		WON-LOST RECORD		WINNING PCT. RANK		LAST 10 GAMES		STRENGTH OF SCHEDULE		OPP. STRENGTH OF SCHEDULE		TEAM RPI		ADJ RPI		CONF. RPI		ADJ CONF. RPI	
DIV. I ONLY		9-20-0		.31034 238		4-6-0		128		184		213		.44142 220		28		27	
DIV. I NON-CONF.		9-17-0		.34615 214		4-3-0		127		182		200		.45143 208		27		27	
TOTALS		RPI 1-25		RPI 26-50		W-L RECORDS		RPI 51-100		RPI 101-150		RPI 150+							
9-20-0		0-2-0		0-1-0		OVERALL		0-7-0		2-5-0		7-5-0							
0-0-0		0-0-0		0-0-0		HOME		0-0-0		0-0-0		0-0-0							
1-7-0		0-2-0		0-0-0		AWAY		0-1-0		1-4-0		0-0-0							
8-13-0		0-0-0		0-1-0		NEUTRAL		0-6-0		1-1-0		7-5-0							
9-17-0		0-2-0		0-1-0		NON-CONFERENCE		0-7-0		2-2-0		7-5-0							
0-0-0		0-0-0		0-0-0		HOME		0-0-0		0-0-0		0-0-0							
1-4-0		0-2-0		0-0-		AWAY		0-1-0		1-1-0		0-0-0							
8-13-0		0-0-0		0-1-0		NEUTRAL		0-6-0		1-1-0		7-5-0							
0-3-0		0-0-0		0-0-0		CONFERENCE		0-0-0		0-3-0		0-0-0							
0-0-0		0-0-0		0-0-0		HOME		0-0-0		0-0-0		0-0-0							
0-3-0		0-0-0		0-0-0		AWAY		0-0-0		0-3-0		0-0-0							
0-0-0		0-0-0		0-0-0		NEUTRAL		0-0-0		0-0-0		0-0-0							
RPI	S	Opponent		Score		RPI	S	Opponent		Score		RPI	S	Opponent		Score			
19	A	Tennessee		1	13	34	N	Nebraska		0	8	65	N	USC Upstate		0	10		
19	A	Tennessee		1	10							65	N	USC Upstate		3	8		
								67 N UAB		1	5	146	N	Army West Point		5	6		
								67 N UAB		3	4	148	A	Wright St.		6	14		
								74 N Eastern Ky.		2	11	148	A	Wright St.		0	7		
								75 A UNI		0	14	148	A	Wright St.		3	5		
								93 N Drake		5	6	150	N	Loyola Chicago		7	3		
												159	N	St. John's (NY)		0	10		
												187	N	Maine		5	4		
												187	N	Maine		0	6		
												187	N	Maine		11	3		
												221	N	Western Ill.		4	8		
												221	N	Western Ill.		6	4		
												238	N	IUPUI		2	6		
												244	N	South Dakota St.		10	7		
												246	N	Iona		4	12		
												255	N	Quinnipiac		7	1		
												255	N	Quinnipiac		5	3		
												275	N	Hartford		9	1		
LAST 10 GAMES																			
						148 A Wright St.	6	14	187 N Maine	11	3								
						148 A Wright St.	3	5	187 N Maine	0	6								
						148 A Wright St.	0	7	275 N Hartford	9	1								
						124 A FGCU	7	1	187 N Maine	5	4								
						124 A FGCU	2	10	246 N Iona	4	12								

Non-Div. I Games: Webber Int'l 1 9 Webber Int'l 1 3

Green Bay

Average RPI Win: 228		WON-LOST RECORD		WINNING PCT. RANK		LAST 10 GAMES		STRENGTH OF SCHEDULE		OPP. STRENGTH OF SCHEDULE		TEAM RPI		ADJ RPI		CONF. RPI		ADJ CONF. RPI	
DIV. I ONLY		10-24-0		.29412	244	4-6-0		161		150		222		.44121	221	25		25	
DIV. I NON-CONF.		7-21-0		.25	250	1-3-0		91		129		207		.45291	206	24		24	
TOTALS		RPI 1-25		RPI 26-50		W-L RECORDS		RPI 51-100		RPI 101-150		RPI 150+							
10-24-0		0-3-0		0-3-0		OVERALL		0-7-0		1-2-0		9-9-0							
2-1-0		0-0-0		0-0-0		HOME		0-0-0		0-0-0		2-1-0							
2-11-0		0-3-0		0-2-0		AWAY		0-3-0		1-1-0		1-2-0							
6-12-0		0-0-0		0-1-0		NEUTRAL		0-4-0		0-1-0		6-6-0							
7-21-0		0-3-0		0-3-0		NON-CONFERENCE		0-7-0		1-2-0		6-6-0							
0-0-0		0-0-0		0-0-0		HOME		0-0-0		0-0-0		0-0-0							
1-9-0		0-3-0		0-0-		AWAY		0-3-0		1-1-0		0-0-0							
6-12-0		0-0-0		0-1-0		NEUTRAL		0-4-0		0-1-0		6-6-0							
3-3-0		0-0-0		0-0-0		CONFERENCE		0-0-0		0-0-0		3-3-0							
2-1-0		0-0-0		0-0-0		HOME		0-0-0		0-0-0		2-1-0							
1-2-0		0-0-0		0-0-0		AWAY		0-0-0		0-0-0		1-2-0							
0-0-0		0-0-0		0-0-0		NEUTRAL		0-0-0		0-0-0		0-0-0							
RPI	S	Opponent		Score		RPI	S	Opponent		Score		RPI	S	Opponent		Score			
8	A	Auburn		1	14	34	N	Nebraska		2	3	53	A	Kansas		1	4		
9	A	Missouri		0	6	46	A	Indiana		8	11	53	A	Kansas		0	8		
9	A	Missouri		0	6	49	A	Wichita St.		4	9	64	N	Boston College		3	5		
												75	A	UNI		0	8		
												75	N	UNI		0	4		
												93	N	Drake		2	5		
												96	N	Michigan St.		2	11		
												149	A	Miami (OH)		2	1		
												149	A	Miami (OH)		0	8		
												150	N	Loyola Chicago		1	2		
												154	N	UMKC		4	7		
												154	N	UMKC		2	7		
												159	N	St. John's (NY)		1	6		
												174	N	Ill.-Chicago		1	0		
												192	N	Indiana St.		1	7		
												205	N	Saint Louis		3	8		
												220	N	Green Bay		8	4		
												220	N	Green Bay		4	6		
												231	A	South Dakota		3	7		
												231	A	South Dakota		0	4		
												231	A	South Dakota		3	2		
												237	N	Bowling Green		9	8		
												244	H	South Dakota St.		8	9		
												244	H	South Dakota St.		4	1		
												244	H	South Dakota St.		8	7		
												255	N	Quinnipiac		6	2		
												263	N	Canisius		2	1		
												263	N	Canisius		8	0		
LAST 10 GAMES						LAST 10 GAMES						LAST 10 GAMES							
231 A South Dakota						3	2	244 H South Dakota St.						8	9				
231 A South Dakota						3	7	96 N Michigan St.						2	11				
231 A South Dakota						0	4	46 A Indiana						8	11				
244 H South Dakota St.						8	7	237 N Bowling Green						9	8				
244 H South Dakota St.						4	1	9 A Missouri						0	6				

Non-Div. I Games:

Western Ill.

Average RPI Win:		237	WON-LOST RECORD		WINNING PCT. RANK		LAST 10 GAMES		STRENGTH OF SCHEDULE		OPP. STRENGTH OF SCHEDULE		TEAM RPI		ADJ RPI		CONF. RPI		ADJ CONF. RPI	
DIV. I ONLY			16-15-0		.51613 137		7-3-0		276		189		218		.43878 222		22		22	
DIV. I NON-CONF.			11-14-0		.44 181		2-2-0		264		189		222		.43298 224		22		22	
TOTALS		RPI 1-25		RPI 26-50		W-L RECORDS		RPI 51-100		RPI 101-150		RPI 150+								
16-15-0		0-0-0		0-2-0		OVERALL		0-3-0		1-4-0		15-6-0								
12-5-0		0-0-0		0-0-0		HOME		0-0-0		1-1-0		11-4-0								
4-4-0		0-0-0		0-0-0		AWAY		0-2-0		0-1-0		4-1-0								
0-6-0		0-0-0		0-2-0		NEUTRAL		0-1-0		0-2-0		0-1-0								
11-14-0		0-0-0		0-2-0		NON-CONFERENCE		0-3-0		1-4-0		10-5-0								
9-5-0		0-0-0		0-0-0		HOME		0-0-0		1-1-0		8-4-0								
2-3-0		0-0-0		0-0-		AWAY		0-2-0		0-1-0		2-0-0								
0-6-0		0-0-0		0-2-0		NEUTRAL		0-1-0		0-2-0		0-1-0								
5-1-0		0-0-0		0-0-0		CONFERENCE		0-0-0		0-0-0		5-1-0								
3-0-0		0-0-0		0-0-0		HOME		0-0-0		0-0-0		3-0-0								
2-1-0		0-0-0		0-0-0		AWAY		0-0-0		0-0-0		2-1-0								
0-0-0		0-0-0		0-0-0		NEUTRAL		0-0-0		0-0-0		0-0-0								
RPI	S	Opponent		Score		RPI	S	Opponent		Score		RPI	S	Opponent		Score				
28	N	Notre Dame		0	12	77	N	Arkansas		0	8	104	N	Pacific		7	10			
50	N	Northern Ill.		2	4	85	A	UNCG		0	9	124	A	Elon		2	3			
						85	A	UNCG		0	6	130	N	Loyola Marymount		3	4			
												136	H	Virginia		3	4			
												136	H	Virginia		5	2			
												175	H	Robert Morris		5	4			
												193	H	Akron		0	1			
												196	H	Monmouth		4	5			
												211	H	Maryland		9	7			
												233	H	Gardner-Webb		5	3			
												233	H	Gardner-Webb		6	5			
												240	H	La Salle		6	4			
												240	H	La Salle		6	0			
												240	H	La Salle		6	3			
												248	H	Cornell		6	7			
												248	H	Cornell		7	9			
												253	A	St. Bonaventure		8	7			
												253	A	St. Bonaventure		13	5			
												253	A	St. Bonaventure		1	3			
												258	N	Utah Valley		1	11			
												261	H	Lafayette		5	0			
												261	H	Lafayette		3	2			
												262	A	Norfolk St.		9	1			
												262	A	Norfolk St.		8	6			
												263	H	Canisius		4	3			
												269	H	Columbia		9	4			
LAST 10 GAMES																				
253 A St. Bonaventure		13		5		240 H La Salle		6		4		262 A Norfolk St.		9		1				
253 A St. Bonaventure		8		7		240 H La Salle		6		3		262 A Norfolk St.		8		6				
253 A St. Bonaventure		1		3		240 H La Salle		6		0		263 H Canisius		4		3				
248 H Cornell		7		9		261 H Lafayette		5		0		269 H Columbia		9		4				
248 H Cornell		6		7		261 H Lafayette		3		2										

Non-Div. I Games:

George Washington

[illegible]

Non-Div. I Games:

Seton Hall

RPI	S	Opponent	Score	
277	N	Oakland	6	4
277	N	Oakland	4	0
288	H	Saint Peter's	6	3
288	H	Saint Peter's	8	2
290	N	Prairie View	4	2
290	N	Prairie View	2	1
292	N	Grambling	10	5

Seton Hall

S
e
t
o
n
H
a
l
l

S
e
t
o
n
H
a
l
l

seattle

Non-Div. I Games:	Mont. St. Billings	4	2
--------------------------	---------------------------	----------	----------

Average RPI Win:		233	WON-LOST RECORD		WINNING PCT. RANK	LAST 10 GAMES		STRENGTH OF SCHEDULE		OPP. STRENGTH OF SCHEDULE	TEAM RPI	ADJ RPI	CONF. RPI	ADJ CONF. RPI			
Average RPI Loss:		128															
DIV. I ONLY			17-19-0		.47222	163	8-2-0		266		154	225	.43406	225	31	31	
DIV. I NON-CONF.			11-19-0		.36667	205	2-2-0		227		117	216	.43702	218	31	31	
TOTALS		RPI 1-25		RPI 26-50		W-L RECORDS		RPI 51-100		RPI 101-150		RPI 150+					
17-19-0		0-2-0		0-4-0		OVERALL		1-4-0		1-0-0		15-9-0					
3-2-0		0-0-0		0-0-0		HOME		0-0-0		0-0-0		3-2-0					
3-4-0		0-2-0		0-1-0		AWAY		0-1-0		0-0-0		3-0-0					
11-13-0		0-0-0		0-3-0		NEUTRAL		1-3-0		1-0-0		9-7-0					
11-19-0		0-2-0		0-4-0		NON-CONFERENCE		1-4-0		1-0-0		9-9-0					
0-2-0		0-0-0		0-0-0		HOME		0-0-0		0-0-0		0-2-0					
0-4-0		0-2-0		0-0-		AWAY		0-1-0		0-0-0		0-0-0					
11-13-0		0-0-0		0-3-0		NEUTRAL		1-3-0		1-0-0		9-7-0					
6-0-0		0-0-0		0-0-0		CONFERENCE		0-0-0		0-0-0		6-0-0					
3-0-0		0-0-0		0-0-0		HOME		0-0-0		0-0-0		3-0-0					
3-0-0		0-0-0		0-0-0		AWAY		0-0-0		0-0-0		3-0-0					
0-0-0		0-0-0		0-0-0		NEUTRAL		0-0-0		0-0-0		0-0-0					
RPI	S	Opponent		Score		RPI	S	Opponent		Score		RPI	S	Opponent		Score	
2	A	Florida		1	4	30	A	Fla. Atlantic		0	8	58	A	Troy		2	11
11	A	Florida St.		1	10	44	N	South Ala.		3	7	76	N	Southern Miss.		9	7
						50	N	Northern Ill.		4	6	80	N	FIU		0	8
						50	N	Northern Ill.		0	9	87	N	Illinois St.		0	10
												87	N	Illinois St.		3	4
														178 N Bucknell		0	3
														187 N Maine		5	3
														189 H Mercer		7	15
														189 H Mercer		1	9
														206 N Houston Baptist		1	7
														230 N Belmont		5	4
														235 N Drexel		4	0
														235 N Drexel		2	6
														244 N South Dakota St.		5	6
														255 N Quinnipiac		2	3
														270 N UMass Lowell		1	0
														272 N Holy Cross		4	1
														275 N Hartford		7	4
														281 A N.C. Central		10	1
														281 A N.C. Central		7	4
														281 A N.C. Central		4	2
														282 N Rider		6	5
														283 N Jackson St.		6	8
														289 H South Carolina St.		19	0
														289 H South Carolina St.		12	0
														289 H South Carolina St.		16	4
LAST 10 GAMES																	
						289	H	South Carolina St.		16	4	281	A	N.C. Central		4	2
						289	H	South Carolina St.		12	0	187	N	Maine		5	3
						289	H	South Carolina St.		19	0	255	N	Quinnipiac		2	3
						281	A	N.C. Central		7	4	270	N	UMass Lowell		1	0
						281	A	N.C. Central		10	1	160	N	LIU Brooklyn		0	1

Non-Div. I Games:

Florida A&M

Average RPI Win: 208		WON-LOST RECORD		WINNING PCT. RANK		LAST 10 GAMES		STRENGTH OF SCHEDULE		OPP. STRENGTH OF SCHEDULE		TEAM RPI		ADJ RPI		CONF. RPI		ADJ CONF. RPI	
DIV. I ONLY		9-18-0		.33333 228		4-6-0		208		166		229		.43402 226		24		23	
DIV. I NON-CONF.		6-15-0		.28571 235		1-3-0		187		174		235		.43053 229		23		23	
TOTALS		RPI 1-25		RPI 26-50		W-L RECORDS		RPI 51-100		RPI 101-150		RPI 150+							
9-18-0		0-2-0		0-0-0		OVERALL		1-6-0		1-5-0		7-5-0							
2-3-0		0-0-0		0-0-0		HOME		1-2-0		0-0-0		1-1-0							
4-4-0		0-1-0		0-0-0		AWAY		0-0-0		1-1-0		3-2-0							
3-11-0		0-1-0		0-0-0		NEUTRAL		0-4-0		0-4-0		3-2-0							
6-15-0		0-2-0		0-0-0		NON-CONFERENCE		0-4-0		1-5-0		5-4-0							
1-1-0		0-0-0		0-0-0		HOME		0-0-0		0-0-0		1-1-0							
2-3-0		0-1-0		0-0-		AWAY		0-0-0		1-1-0		1-1-0							
3-11-0		0-1-0		0-0-0		NEUTRAL		0-4-0		0-4-0		3-2-0							
3-3-0		0-0-0		0-0-0		CONFERENCE		1-2-0		0-0-0		2-1-0							
1-2-0		0-0-0		0-0-0		HOME		1-2-0		0-0-0		0-0-0							
2-1-0		0-0-0		0-0-0		AWAY		0-0-0		0-0-0		2-1-0							
0-0-0		0-0-0		0-0-0		NEUTRAL		0-0-0		0-0-0		0-0-0							
RPI	S	Opponent		Score		RPI	S	Opponent		Score		RPI	S	Opponent		Score			
24	A	Arizona St.		1	7							108	N	Towson		1	5		
25	N	Utah		0	8							71	N	Wisconsin		0	11		
												73	N	Nevada		0	1		
												78	H	Weber St.		1	10		
												78	H	Weber St.		3	5		
												78	H	Weber St.		4	0		
												89	N	San Jose St.		0	8		
												151	A	UNLV		0	7		
												174	N	Ill.-Chicago		4	5		
												208	A	San Diego		3	1		
												208	N	San Diego		10	13		
												224	H	Seattle		2	1		
												224	H	Seattle		8	11		
												232	A	Southern Utah		7	4		
												232	A	Southern Utah		10	2		
												232	A	Southern Utah		2	8		
												258	N	Utah Valley		6	5		
												258	N	Utah Valley		8	7		
												258	N	Utah Valley		4	3		
LAST 10 GAMES																			

Non-Div. I Games:

Portland St.

Average RPI Win:	220	WON-LOST RECORD	WINNING PCT. RANK	LAST 10 GAMES	STRENGTH OF SCHEDULE	OPP. STRENGTH OF SCHEDULE	TEAM RPI	ADJ RPI	CONF. RPI	ADJ CONF. RPI					
DIV. I ONLY		9-17-0	.34615	225	5-5-0	188	252	226	.43398	227	27	26			
DIV. I NON-CONF.		7-15-0	.31818	230	3-3-0	172	253	223	.43554	221	26	26			
<hr/>															
TOTALS	RPI 1-25	RPI 26-50		W-L RECORDS		RPI 51-100		RPI 101-150		RPI 150+					
9-17-0	0-0-0	0-2-0		OVERALL		1-2-0		0-6-0		8-7-0					
1-1-0	0-0-0	0-0-0		HOME		0-0-0		0-0-0		1-1-0					
6-8-0	0-0-0	0-1-0		AWAY		1-1-0		0-2-0		5-4-0					
2-8-0	0-0-0	0-1-0		NEUTRAL		0-1-0		0-4-0		2-2-0					
7-15-0	0-0-0	0-2-0		NON-CONFERENCE		1-2-0		0-6-0		6-5-0					
1-1-0	0-0-0	0-0-0		HOME		0-0-0		0-0-0		1-1-0					
4-6-0	0-0-0	0-0-		AWAY		1-1-0		0-2-0		3-2-0					
2-8-0	0-0-0	0-1-0		NEUTRAL		0-1-0		0-4-0		2-2-0					
2-2-0	0-0-0	0-0-0		CONFERENCE		0-0-0		0-0-0		2-2-0					
0-0-0	0-0-0	0-0-0		HOME		0-0-0		0-0-0		0-0-0					
2-2-0	0-0-0	0-0-0		AWAY		0-0-0		0-0-0		2-2-0					
0-0-0	0-0-0	0-0-0		NEUTRAL		0-0-0		0-0-0		0-0-0					
RPI	S	Opponent	Score	RPI	S	Opponent	Score	RPI	S	Opponent	Score				
				26	N	UCF	2 8	70	A	CSUN	0 11	115	N	Charlotte	0 4
				32	A	Cal St. Fullerton	0 8	70	A	CSUN	6 2	118	N	East Carolina	2 7
								97	N	Penn St.	2 6	127	A	UC Riverside	0 8
												127	A	UC Riverside	1 8
												127	N	UC Riverside	3 5
												130	N	Loyola Marymount	1 7
												181	N	Boston U.	3 7
												194	A	Penn	5 6
												194	A	Penn	9 0
												208	A	San Diego	3 2
												210	N	Idaho St.	5 6
												228	A	Central Conn. St.	4 6
												228	A	Central Conn. St.	4 7
												232	N	Southern Utah	5 3
												236	A	Fairfield	6 5
												236	A	Fairfield	5 4
												260	H	Wagner	1 0
												260	H	Wagner	1 5
												269	A	Columbia	1 0
												269	A	Columbia	2 3
												278	N	Morgan St.	5 0
				LAST 10 GAMES											
				194	A	Penn	9 0	236	A	Fairfield	6 5				
				194	A	Penn	5 6	260	H	Wagner	1 5				
				269	A	Columbia	2 3	260	H	Wagner	1 0				
				269	A	Columbia	1 0	228	A	Central Conn. St.	4 7				
				236	A	Fairfield	5 4	228	A	Central Conn. St.	4 6				

Non-Div. I Games:

Yale

Average RPI Win:	247	WON-LOST	WINNING	LAST 10	STRENGTH OF	OPP. STRENGTH	TEAM	ADJ	CONF.	ADJ CONF.	
Average RPI Loss:	141	RECORD	PCT. RANK	GAMES	SCHEDULE	OF SCHEDULE	RPI	RPI	RPI	RPI	
DIV. I ONLY	10-15-1	.40385	204	4-5-1	248	222	231	.43272	228	29	29
DIV. I NON-CONF.	10-15-1	.40385	193	4-5-1	251	233	232	.43272	225	29	29
<hr/>											
TOTALS	RPI 1-25	RPI 26-50		W-L RECORDS		RPI 51-100		RPI 101-150		RPI 150+	
10-15-1	0-0-0	0-0-0		OVERALL		1-6-0		0-2-0		9-7-1	
2-3-1	0-0-0	0-0-0		HOME		0-0-0		0-0-0		2-3-1	
5-4-0	0-0-0	0-0-0		AWAY		1-3-0		0-1-0		4-0-0	
3-8-0	0-0-0	0-0-0		NEUTRAL		0-3-0		0-1-0		3-4-0	
10-15-1	0-0-0	0-0-0		NON-CONFERENCE		1-6-0		0-2-0		9-7-1	
2-3-1	0-0-0	0-0-0		HOME		0-0-0		0-0-0		2-3-1	
5-4-0	0-0-0	0-0-		AWAY		1-3-0		0-1-0		4-0-0	
3-8-0	0-0-0	0-0-0		NEUTRAL		0-3-0		0-1-0		3-4-0	
0-0-0	0-0-0	0-0-0		CONFERENCE		0-0-0		0-0-0		0-0-0	
0-0-0	0-0-0	0-0-0		HOME		0-0-0		0-0-0		0-0-0	
0-0-0	0-0-0	0-0-0		AWAY		0-0-0		0-0-0		0-0-0	
0-0-0	0-0-0	0-0-0		NEUTRAL		0-0-0		0-0-0		0-0-0	
RPI	S	Opponent	Score	RPI	S	Opponent	Score	RPI	S	Opponent	Score
						68 A Col. of Charleston	0 7	124 A Elon			0 1
						80 A FIU	0 8	149 N Miami (OH)			2 3
						80 A FIU	6 5	165 N UConn			0 5
						80 A FIU	1 10	180 H Binghamton			8 15
						100 N Delaware	0 3	180 H Binghamton			7 10
						100 N Delaware	2 5	184 N Siena			2 3
						100 N Delaware	0 8	185 N Eastern Mich.			1 9
								207 H Stony Brook			3 3
								207 H Stony Brook			4 5
								218 N Brown			1 2
								227 H Yale			7 4
								227 H Yale			6 4
								272 A Holy Cross			10 0
								272 A Holy Cross			1 0
								275 A Hartford			9 0
								275 A Hartford			8 0
								277 N Oakland			3 1
								277 N Oakland			7 2
								284 N Niagara			6 1
<hr/>											
LAST 10 GAMES											
						272 A Holy Cross	1 0	227 H Yale			6 4
						272 A Holy Cross	10 0	207 H Stony Brook			4 5
						180 H Binghamton	8 15	207 H Stony Brook			3 3
						180 H Binghamton	7 10	68 A Col. of Charleston			0 7
						227 H Yale	7 4	149 N Miami (OH)			2 3

Non-Div. I Games:

Central Conn. St.

Toledo

Average RPI Win:		183	WON-LOST		WINNING		LAST 10		STRENGTH OF		OPP. STRENGTH		TEAM		ADJ		CONF.		ADJ CONF.				
Average RPI Loss:		124	RECORD		PCT. RANK		GAMES		SCHEDULE		OF SCHEDULE		RPI		RPI		RPI		RPI				
DIV. I ONLY			6-25-0		.19355 274		2-8-0		114		183		237		.42839 229		16		17				
DIV. I NON-CONF.			5-20-0		.2 264		1-3-0		67		155		214		.44611 210		16		17				
TOTALS		RPI 1-25		RPI 26-50		W-L RECORDS		RPI 51-100		RPI 101-150		RPI 150+											
6-25-0		0-1-0		0-3-0		OVERALL		1-7-0		1-8-0		4-6-0											
1-6-0		0-0-0		0-0-0		HOME		0-0-0		1-3-0		0-3-0											
2-9-0		0-1-0		0-0-0		AWAY		1-5-0		0-2-0		1-1-0											
3-10-0		0-0-0		0-3-0		NEUTRAL		0-2-0		0-3-0		3-2-0											
5-20-0		0-1-0		0-3-0		NON-CONFERENCE		1-7-0		0-6-0		4-3-0											
0-1-0		0-0-0		0-0-0		HOME		0-0-0		0-1-0		0-0-0											
2-9-0		0-1-0		0-0-		AWAY		1-5-0		0-2-0		1-1-0											
3-10-0		0-0-0		0-3-0		NEUTRAL		0-2-0		0-3-0		3-2-0											
1-5-0		0-0-0		0-0-0		CONFERENCE		0-0-0		1-2-0		0-3-0											
1-5-0		0-0-0		0-0-0		HOME		0-0-0		1-2-0		0-3-0											
0-0-0		0-0-0		0-0-0		AWAY		0-0-0		0-0-0		0-0-0											
0-0-0		0-0-0		0-0-0		NEUTRAL		0-0-0		0-0-0		0-0-0											
RPI	S	Opponent		Score		RPI	S	Opponent		Score		RPI	S	Opponent		Score							
5	A	James Madison		3	12	27	N	Oregon St.		2	7	51	N	Grand Canyon		2	10	115	H	Charlotte		1	9
						36	N	Texas		3	6	51	N	Grand Canyon		3	11	126	N	Saint Joseph's		2	8
						36	N	Texas		2	17	70	A	CSUN		6	5	126	N	Saint Joseph's		0	11
												86	A	Marshall		3	5	127	A	UC Riverside		3	5
												86	A	Marshall		3	8	127	A	UC Riverside		2	3
												90	A	Cal Poly		0	9	141	N	Iowa St.		2	4
												98	A	Houston		0	8	149	H	Miami (OH)		5	6
												98	A	Houston		0	9	149	H	Miami (OH)		1	12
																		149	H	Miami (OH)		13	10
																		180	N	Binghamton		9	6
																		200	N	Youngstown St.		3	4
																		203	N	Massachusetts		5	4
																		208	N	San Diego		2	5
																		209	A	Morehead St.		0	2
																		209	A	Morehead St.		3	2
																		251	H	Buffalo		3	6
																		251	H	Buffalo		1	2
																		251	H	Buffalo		0	1
																		288	N	Saint Peter's		5	0
LAST 10 GAMES																							
						149	H	Miami (OH)		1	12	251	H	Buffalo		0	1						
						149	H	Miami (OH)		5	6	209	A	Morehead St.		3	2						
						149	H	Miami (OH)		13	10	209	A	Morehead St.		0	2						
						251	H	Buffalo		3	6	86	A	Marshall		3	8						
						251	H	Buffalo		1	2	86	A	Marshall		3	5						

Non-Div. I Games:

Toledo

Average RPI Win: 223		WON-LOST	WINNING	LAST 10	STRENGTH OF		OPP. STRENGTH	TEAM	ADJ		CONF.	ADJ CONF.		
Average RPI Loss: 139		RECORD	PCT. RANK	GAMES	SCHEDULE		OF SCHEDULE	RPI	RPI		RPI	RPI		
DIV. I ONLY		12-23-0	.34286	227	5-5-0		206	223	230	.42783	230	21	21	
DIV. I NON-CONF.		7-18-0	.28	239	0-1-0		212	195	245	.41653	244	21	21	
TOTALS		RPI 1-25	RPI 26-50		W-L RECORDS		RPI 51-100		RPI 101-150		RPI 150+			
12-23-0		0-1-0	0-2-0		OVERALL		0-7-0		0-2-0		12-11-0			
7-4-0		0-0-0	0-0-0		HOME		0-0-0		0-0-0		7-4-0			
2-7-0		0-0-0	0-2-0		AWAY		0-2-0		0-1-0		2-2-0			
3-12-0		0-1-0	0-0-0		NEUTRAL		0-5-0		0-1-0		3-5-0			
7-18-0		0-1-0	0-2-0		NON-CONFERENCE		0-7-0		0-2-0		7-6-0			
4-1-0		0-0-0	0-0-0		HOME		0-0-0		0-0-0		4-1-0			
0-5-0		0-0-0	0-0-		AWAY		0-2-0		0-1-0		0-0-0			
3-12-0		0-1-0	0-0-0		NEUTRAL		0-5-0		0-1-0		3-5-0			
5-5-0		0-0-0	0-0-0		CONFERENCE		0-0-0		0-0-0		5-5-0			
3-3-0		0-0-0	0-0-0		HOME		0-0-0		0-0-0		3-3-0			
2-2-0		0-0-0	0-0-0		AWAY		0-0-0		0-0-0		2-2-0			
0-0-0		0-0-0	0-0-0		NEUTRAL		0-0-0		0-0-0		0-0-0			
RPI	S	Opponent	Score		RPI	S	Opponent	Score		RPI	S	Opponent	Score	
19	N	Tennessee	0	16	33	A	Ole Miss	5	9	57	N	Texas St.	2	3
					33	A	Ole Miss	0	8	63	N	Samford	1	10
										67	N	UAB	4	5
										76	N	Southern Miss.	1	4
										95	A	Louisiana Tech	0	2
										97	N	Penn St.	1	6
										99	A	Central Ark.	2	3
						</								

Non-Div. I Games:

Belmont

Average RPI Win:		174	WON-LOST RECORD		WINNING PCT. RANK		LAST 10 GAMES		STRENGTH OF SCHEDULE		OPP. STRENGTH OF SCHEDULE		TEAM RPI		ADJ RPI		CONF. RPI		ADJ CONF. RPI				
DIV. I ONLY			9-26-0		.25714 260		5-5-0		173		104		232		.42639 231		25		25				
DIV. I NON-CONF.			5-24-0		.17241 271		1-3-0		95		64		230		.42894 232		24		24				
TOTALS		RPI 1-25		RPI 26-50		W-L RECORDS		RPI 51-100		RPI 101-150		RPI 150+											
9-26-0		0-5-0		0-3-0		OVERALL		2-3-0		1-3-0		6-12-0											
2-1-0		0-0-0		0-0-0		HOME		0-0-0		0-0-0		2-1-0											
3-10-0		0-2-0		0-1-0		AWAY		1-2-0		0-0-0		2-5-0											
4-15-0		0-3-0		0-2-0		NEUTRAL		1-1-0		1-3-0		2-6-0											
5-24-0		0-5-0		0-3-0		NON-CONFERENCE		2-3-0		1-3-0		2-10-0											
0-0-0		0-0-0		0-0-0		HOME		0-0-0		0-0-0		0-0-0											
1-9-0		0-2-0		0-0-		AWAY		1-2-0		0-0-0		0-4-0											
4-15-0		0-3-0		0-2-0		NEUTRAL		1-1-0		1-3-0		2-6-0											
4-2-0		0-0-0		0-0-0		CONFERENCE		0-0-0		0-0-0		4-2-0											
2-1-0		0-0-0		0-0-0		HOME		0-0-0		0-0-0		2-1-0											
2-1-0		0-0-0		0-0-0		AWAY		0-0-0		0-0-0		2-1-0											
0-0-0		0-0-0		0-0-0		NEUTRAL		0-0-0		0-0-0		0-0-0											
RPI	S	Opponent		Score		RPI	S	Opponent		Score		RPI	S	Opponent		Score		RPI	S	Opponent		Score	
2	A	Florida		0	9	26	A	UCF		0	8	55	N	Texas Tech		5	3	131	N	North Florida		4	6
2	A	Florida		0	9	31	N	Long Beach St.		4	12	61	A	San Diego St.		1	2	138	N	Lamar		7	11
7	N	Washington		3	14	38	N	California		1	8	71	A	Wisconsin		7	6	141	N	Iowa St.		3	6
16	N	Kentucky		0	10							71	A	Wisconsin		2	10	146	N	Army West Point		4	3
20	N	South Fla.		0	7							92	N	New Mexico		2	3	151	A	UNLV		3	7
																		153	N	Central Mich.		4	3
																		157	N	Middle Tenn.		0	1
																		160	N	LIU Brooklyn		3	2
																		182	A	UC Davis		1	11
																		182	A	UC Davis		10	11
																		208	A	San Diego		3	6
																		210	N	Idaho St.		1	2
																		221	H	Western Ill.		7	3
																		221	H	Western Ill.		2	3
																		221	H	Western Ill.		4	0
																		237	N	Bowling Green		2	5
																		240	N	La Salle		2	4
																		258	N	Utah Valley		5	13
																		268	A	IPFW		2	3
																		268	A	IPFW		10	1
																		268	A	IPFW		10	6
																		273	N	Northern Ky.		0	7
LAST 10 GAMES																							
						221	H	Western Ill.		2	3	268	A	IPFW		10	6						
						221	H	Western Ill.		7	3	268	A	IPFW		10	1						
						221	H	Western Ill.		4	0	268	A	IPFW		2	3						
						71	A	Wisconsin		7	6	237	N	Bowling Green		2	5						
						71	A	Wisconsin		2	10	20	N	South Fla.		0	7						

Non-Div. I Games:

South Dakota

Average RPI Win:		189	WON-LOST RECORD		WINNING PCT. RANK		LAST 10 GAMES		STRENGTH OF SCHEDULE		OPP. STRENGTH OF SCHEDULE		TEAM RPI		ADJ RPI		CONF. RPI		ADJ CONF. RPI	
DIV. I ONLY			6-28-0		.17647 279		3-7-0		116		117		236		.4259 232		24		23	
DIV. I NON-CONF.			3-25-0		.10714 285		0-4-0		71		71		238		.42626 235		23		23	
TOTALS		RPI 1-25		RPI 26-50		W-L RECORDS		RPI 51-100		RPI 101-150		RPI 150+								
6-28-0		0-7-0		0-1-0		OVERALL		0-4-0		1-4-0		5-12-0								
1-2-0		0-0-0		0-0-0		HOME		0-0-0		0-0-0		1-2-0								
3-8-0		0-4-0		0-0-0		AWAY		0-0-0		0-2-0		3-2-0								
2-18-0		0-3-0		0-1-0		NEUTRAL		0-4-0		1-2-0		1-8-0								
3-25-0		0-7-0		0-1-0		NON-CONFERENCE		0-4-0		1-4-0		2-9-0								
0-0-0		0-0-0		0-0-0		HOME		0-0-0		0-0-0		0-0-0								
1-7-0		0-4-0		0-0-		AWAY		0-0-0		0-2-0		1-1-0								
2-18-0		0-3-0		0-1-0		NEUTRAL		0-4-0		1-2-0		1-8-0								
3-3-0		0-0-0		0-0-0		CONFERENCE		0-0-0		0-0-0		3-3-0								
1-2-0		0-0-0		0-0-0		HOME		0-0-0		0-0-0		1-2-0								
2-1-0		0-0-0		0-0-0		AWAY		0-0-0		0-0-0		2-1-0								
0-0-0		0-0-0		0-0-0		NEUTRAL		0-0-0		0-0-0		0-0-0								
RPI	S	Opponent		Score		RPI	S	Opponent		Score		RPI	S	Opponent		Score				
6	N	Oregon		0	9	30	N	Fla. Atlantic		2	7	62	N	New Mexico St.		3	13			
18	A	Arizona		0	10							69	N	Purdue		1	8			
18	A	Arizona		2	10							73	N	Nevada		0	8			
21	N	South Carolina		4	21							88	N	North Texas		5	6			
21	N	South Carolina		5	6															
25	A	Utah		1	11															
25	A	Utah		4	12															
						LAST 10 GAMES														
				226	H	Portland St.	2	10	210	A	Idaho St.	2	0							
				226	H	Portland St.	4	7	25	A	Utah	4	12							
				226	H	Portland St.	8	2	25	A	Utah	1	11							
				210	A	Idaho St.	3	7	181	N	Boston U.	0	5							
				210	A	Idaho St.	14	7	227	N	Yale	3	5							

Non-Div. I Games:

Southern Utah

Average RPI Win: 253		WON-LOST RECORD		WINNING PCT. RANK		LAST 10 GAMES		STRENGTH OF SCHEDULE		OPP. STRENGTH OF SCHEDULE		TEAM RPI		ADJ RPI		CONF. RPI		ADJ CONF. RPI	
DIV. I ONLY		16-17-0		.48485 155		6-4-0		269		266		233		.42511 233		18		18	
DIV. I NON-CONF.		14-13-0		.51852 135		4-0-0		283		283		231		.4268 234		18		18	
TOTALS		RPI 1-25		RPI 26-50		W-L RECORDS		RPI 51-100		RPI 101-150		RPI 150+							
16-17-0		0-0-0		0-0-0		OVERALL		0-3-0		1-6-0		15-8-0							
10-10-0		0-0-0		0-0-0		HOME		0-2-0		1-4-0		9-4-0							
3-4-0		0-0-0		0-0-0		AWAY		0-0-0		0-2-0		3-2-0							
3-3-0		0-0-0		0-0-0		NEUTRAL		0-1-0		0-0-0		3-2-0							
14-13-0		0-0-0		0-0-0		NON-CONFERENCE		0-3-0		0-4-0		14-6-0							
8-6-0		0-0-0		0-0-0		HOME		0-2-0		0-2-0		8-2-0							
3-4-0		0-0-0		0-0-		AWAY		0-0-0		0-2-0		3-2-0							
3-3-0		0-0-0		0-0-0		NEUTRAL		0-1-0		0-0-0		3-2-0							
2-4-0		0-0-0		0-0-0		CONFERENCE		0-0-0		1-2-0		1-2-0							
2-4-0		0-0-0		0-0-0		HOME		0-0-0		1-2-0		1-2-0							
0-0-0		0-0-0		0-0-0		AWAY		0-0-0		0-0-0		0-0-0							
0-0-0		0-0-0		0-0-0		NEUTRAL		0-0-0		0-0-0		0-0-0							
RPI	S	Opponent	Score	RPI	S	Opponent	Score	RPI	S	Opponent	Score	RPI	S	Opponent	Score				
								65	H	USC Upstate	0	10							
								65	H	USC Upstate	3	6							
								74	N	Eastern Ky.	1	4							
												115	H	Charlotte	0	8			
												115	H	Charlotte	0	8			
												123	H	Charleston So.	4	9			
												123	H	Charleston So.	0	6			
												123	H	Charleston So.	4	2			
												137	A	Furman	1	16			
												137	A	Furman	1	3			
												163	N	Omaha	12	6			
												193	N	Akron	2	9			
												193	N	Akron	1	5			
												215	H	Campbell	4	6			
												215	H	Campbell	0	9			
												215	H	Campbell	8	1			
												222	A	George Washington	5	6			
												222	A	George Washington	3	5			
												245	A	Alabama St.	5	3			
												250	H	Austin Peay	12	15			
												250	H	Austin Peay	9	2			
												263	N	Canisius	2	1			
												266	H	N.C. A&T	5	3			
												266	H	N.C. A&T	5	3			
												275	H	Hartford	7	0			
												275	H	Hartford	7	2			
												276	H	Hampton	9	1			
												276	H	Hampton	3	4			
												281	A	N.C. Central	11	10			
												281	A	N.C. Central	4	0			
LAST 10 GAMES																			
				123	H	Charleston So.	4	9				215	H	Campbell	0	9			
				123	H	Charleston So.	0	6				215	H	Campbell	4	6			
				123	H	Charleston So.	4	2				215	H	Campbell	8	1			
				266	H	N.C. A&T	5	3				281	A	N.C. Central	4	0			
				266	H	N.C. A&T	5	3				281	A	N.C. Central	11	10			

Non-Div. I Games:

Gardner-Webb

RPI	S	Opponent	Score	
287	N	Howard	1	0
289	H	South Carolina St.	11	1
289	H	South Carolina St.	11	1

Gardner-Webb

G
a
r
d
n
e
r
-
W
e
b
b

G
a
r
d
n
e
r
-
W
e
b
b

Detroit				Through Games Of April 3, 2016									
Average RPI Win:	193	WON-LOST RECORD	WINNING PCT. RANK	LAST 10 GAMES	STRENGTH OF SCHEDULE	OPP. STRENGTH OF SCHEDULE	TEAM RPI	ADJ RPI	CONF. RPI	ADJ CONF. RPI			
DIV. I ONLY		8-27-0	.22857 265	2-8-0	118	230	234	.42375 234	28	27			
DIV. I NON-CONF.		7-22-0	.24138 255	1-3-0	141	212	236	.42383 239	27	27			

TOTALS	RPI 1-25		RPI 26-50	W-L RECORDS		RPI 51-100		RPI 101-150		RPI 150+			
8-27-0	0-1-0		0-2-0	OVERALL		1-6-0		2-5-0		5-13-0			
1-2-0	0-0-0		0-0-0	HOME		0-0-0		1-2-0		0-0-0			
2-10-0	0-1-0		0-2-0	AWAY		1-2-0		0-0-0		1-4-0			
5-15-0	0-0-0		0-0-0	NEUTRAL		0-4-0		1-3-0		4-8-0			
7-22-0	0-1-0		0-2-0	NON-CONFERENCE		1-6-0		1-3-0		5-10-0			
0-0-0	0-0-0		0-0-0	HOME		0-0-0		0-0-0		0-0-0			
2-7-0	0-1-0		0-0-	AWAY		1-2-0		0-0-0		1-2-0			
5-15-0	0-0-0		0-0-0	NEUTRAL		0-4-0		1-3-0		4-8-0			
1-5-0	0-0-0		0-0-0	CONFERENCE		0-0-0		1-2-0		0-3-0			
1-2-0	0-0-0		0-0-0	HOME		0-0-0		1-2-0		0-0-0			
0-3-0	0-0-0		0-0-0	AWAY		0-0-0		0-0-0		0-3-0			
0-0-0	0-0-0		0-0-0	NEUTRAL		0-0-0		0-0-0		0-0-0			
RPI S	Opponent	Score	RPI S	Opponent	Score	RPI S	Opponent	Score	RPI S	Opponent	Score		
20 A	South Fla.	0 8	30 A	Fla. Atlantic	6 10	57 N	Texas St.	3 5	118 N	East Carolina	0 11		
			30 A	Fla. Atlantic	0 8	59 A	UT Arlington	5 11	120 N	Dayton	0 8		
						59 A	UT Arlington	1 11	142 N	Butler	1 3		
						62 N	New Mexico St.	0 10	143 N	Radford	2 0		
						68 A	Col. of Charleston	5 2	148 H	Wright St.	5 4		
						71 N	Wisconsin	0 8	148 H	Wright St.	4 9		
						71 N	Wisconsin	1 10	148 H	Wright St.	1 6		
									158 A	Chattanooga	0 14		
									174 A	Ill.-Chicago	1 2		
									174 A	Ill.-Chicago	1 5		
									174 A	Ill.-Chicago	1 8		
									185 A	Eastern Mich.	5 4		
									185 A	Eastern Mich.	3 4		
									186 N	Providence	1 7		
									190 N	UT Martin	2 3		
									194 N	Penn	2 4		
									214 N	Missouri St.	5 3		
									215 N	Campbell	9 11		
									223 N	Seton Hall	4 0		
									241 N	Texas Southern	1 3		
									246 N	Iona	4 10		
									263 N	Northern Colo.	4 5		
									268 N	IPFW	1 3		
									270 N	UMass Lowell	9 8		
									289 N	South Carolina St.	8 0		

				LAST 10 GAMES									
				148 H Wright St.	4 9		174 A Ill.-Chicago	1 5		268 N IPFW	1 3		
				148 H Wright St.	5 4		174 A Ill.-Chicago	1 8		270 N UMass Lowell	9 8		
				148 H Wright St.	1 6		174 A Ill.-Chicago	1 2		289 N South Carolina St.	8 0		
				185 A Eastern Mich.	5 4		71 N Wisconsin	0 8					
				185 A Eastern Mich.	3 4		71 N Wisconsin	1 10					

Non-Div. I Games:

Detroit

D
r
e
x
e
l

Drexel

Average RPI Win:	229	WON-LOST	WINNING	LAST 10	STRENGTH OF	OPP. STRENGTH	TEAM	ADJ	CONF.	ADJ CONF.	
Average RPI Loss:	166	RECORD	PCT. RANK	GAMES	SCHEDULE	OF SCHEDULE	RPI	RPI	RPI	RPI	
DIV. I ONLY	10-12-0	.45455	173	5-5-0	277	191	235	.42326	236	30	30
DIV. I NON-CONF.	10-12-0	.45455	176	5-5-0	280	203	237	.42326	240	30	30
<hr/>											
TOTALS	RPI 1-25	RPI 26-50		W-L RECORDS	RPI 51-100		RPI 101-150		RPI 150+		
10-12-0	0-0-0	0-1-0		OVERALL	0-0-0		0-5-0		10-6-0		
1-2-0	0-0-0	0-0-0		HOME	0-0-0		0-0-0		1-2-0		
1-3-0	0-0-0	0-1-0		AWAY	0-0-0		0-2-0		1-0-0		
8-7-0	0-0-0	0-0-0		NEUTRAL	0-0-0		0-3-0		8-4-0		
<hr/>											
10-12-0	0-0-0	0-1-0		NON-CONFERENCE	0-0-0		0-5-0		10-6-0		
1-2-0	0-0-0	0-0-0		HOME	0-0-0		0-0-0		1-2-0		
1-3-0	0-0-0	0-0-		AWAY	0-0-0		0-2-0		1-0-0		
8-7-0	0-0-0	0-0-0		NEUTRAL	0-0-0		0-3-0		8-4-0		
<hr/>											
0-0-0	0-0-0	0-0-0		CONFERENCE	0-0-0		0-0-0		0-0-0		
0-0-0	0-0-0	0-0-0		HOME	0-0-0		0-0-0		0-0-0		
0-0-0	0-0-0	0-0-0		AWAY	0-0-0		0-0-0		0-0-0		
0-0-0	0-0-0	0-0-0		NEUTRAL	0-0-0		0-0-0		0-0-0		
<hr/>											
RPI S	Opponent	Score	RPI S	Opponent	Score	RPI S	Opponent	Score	RPI S	Opponent	Score
			42 A	North Carolina	4 6				107 A	Stetson	4 5
									131 N	North Florida	1 4
									142 N	Butler	2 5
									142 N	Butler	7 8
									146 A	Army West Point	3 5
									153 N	Central Mich.	1 9
									166 N	Winthrop	4 1
									183 N	Western Mich.	2 0
									186 A	Providence	6 5
									186 N	Providence	2 4
									207 H	Stony Brook	11 3
									227 H	Yale	4 5
									227 H	Yale	5 6
									237 N	Bowling Green	6 7
									243 N	Bethune-Cookman	7 6
									243 N	Bethune-Cookman	5 2
									249 N	Georgetown	2 8
									252 N	North Dakota	14 3
									260 N	Wagner	5 2
									272 N	Holy Cross	10 2
									273 N	Northern Ky.	15 14
<hr/>											
LAST 10 GAMES											
			227 H	Yale	4 5		272 N	Holy Cross	10 2		
			227 H	Yale	5 6		207 H	Stony Brook	11 3		
			186 A	Providence	6 5		252 N	North Dakota	14 3		
			146 A	Army West Point	3 5		273 N	Northern Ky.	15 14		
			186 N	Providence	2 4		237 N	Bowling Green	6 7		

Non-Div. I Games:

Fairfield

Average RPI Win: 199		WON-LOST	WINNING	LAST 10	STRENGTH OF		OPP. STRENGTH	TEAM	ADJ	CONF.	ADJ CONF.
Average RPI Loss: 154		RECORD	PCT. RANK	GAMES	SCHEDULE		OF SCHEDULE	RPI	RPI	RPI	RPI
DIV. I ONLY		14-21-0	.4	205	3-7-0		241	197	228	.42237	237
DIV. I NON-CONF.		12-17-0	.41379	188	1-3-0		267	238	240	.41244	249
TOTALS		RPI 1-25	RPI 26-50		W-L RECORDS		RPI 51-100		RPI 101-150		RPI 150+
14-21-0	0-0-0	0-7-0		OVERALL		0-1-0		4-2-0		10-11-0	
1-4-0	0-0-0	0-3-0		HOME		0-0-0		0-0-0		1-1-0	
3-7-0	0-0-0	0-2-0		AWAY		0-0-0		1-1-0		2-4-0	
10-10-0	0-0-0	0-2-0		NEUTRAL		0-1-0		3-1-0		7-6-0	
12-17-0	0-0-0	0-4-0		NON-CONFERENCE		0-1-0		4-2-0		8-10-0	
1-1-0	0-0-0	0-0-0		HOME		0-0-0		0-0-0		1-1-0	
1-6-0	0-0-0	0-0-		AWAY		0-0-0		1-1-0		0-3-0	
10-10-0	0-0-0	0-2-0		NEUTRAL		0-1-0		3-1-0		7-6-0	
2-4-0	0-0-0	0-3-0		CONFERENCE		0-0-0		0-0-0		2-1-0	
0-3-0	0-0-0	0-3-0		HOME		0-0-0		0-0-0		0-0-0	
2-1-0	0-0-0	0-0-0		AWAY		0-0-0		0-0-0		2-1-0	
0-0-0	0-0-0	0-0-0		NEUTRAL		0-0-0		0-0-0		0-0-0	
RPI S	Opponent	Score	RPI S	Opponent	Score	RPI S	Opponent	Score	RPI S	Opponent	Score
			28 A	Notre Dame	0 10	96 N	Michigan St.	13 20	102 A	Kennesaw St.	1 5
			44 A	South Ala.	0 5				108 A	Towson	7 3
			49 N	Wichita St.	4 9				118 N	East Carolina	0 2
			49 N	Wichita St.	3 11				119 N	Rutgers	6 1
			50 H	Northern Ill.	1 2				134 N	Dartmouth	6 1
			50 H	Northern Ill.	1 13				134 N	Dartmouth	5 1
			50 H	Northern Ill.	0 8				175 N	Robert Morris	7 1
									185 A	Eastern Mich.	5 4
									185 A	Eastern Mich.	2 8
									185 A	Eastern Mich.	8 1
									201 A	Cleveland St.	5 8
									209 N	Morehead St.	5 6
									209 N	Morehead St.	11 1
									216 N	Bradley	8 9
									221 N	Western Ill.	8 9
									231 N	South Dakota	5 2
									236 N	Fairfield	7 6
									239 A	Valparaiso	3 4
									239 A	Valparaiso	0 6
									252 N	North Dakota	1 0
									268 H	IPFW	4 6
									268 H	IPFW	9 4
									268 N	IPFW	1 2
									275 N	Hartford	2 4
									278 N	Morgan St.	11 2
									278 N	Morgan St.	6 4
									284 N	Niagara	1 4
LAST 10 GAMES			185 A	Eastern Mich.	2 8	50 H	Northern Ill.	1 13	268 N	IPFW	1 2
			185 A	Eastern Mich.	5 4	50 H	Northern Ill.	1 2	275 N	Hartford	2 4
			185 A	Eastern Mich.	8 1	50 H	Northern Ill.	0 8	278 N	Morgan St.	11 2
			239 A	Valparaiso	3 4	268 H	IPFW	4 6	278 N	Morgan St.	6 4
			239 A	Valparaiso	0 6	268 H	IPFW	9 4	284 N	Niagara	1 4

Non-Div. I Games:

Bowling Green

Average RPI Win: 199		WON-LOST	WINNING	LAST 10	STRENGTH OF		OPP. STRENGTH	TEAM	ADJ		CONF.	ADJ CONF.
Average RPI Loss: 123		RECORD	PCT. RANK	GAMES	SCHEDULE		OF SCHEDULE	RPI	RPI		RPI	RPI
DIV. I ONLY		10-21-0	.32258	233	3-7-0		230	134	240		.42228	238
DIV. I NON-CONF.		10-16-0	.38462	201	3-2-0		261	141	234		.42803	233
TOTALS		RPI 1-25	RPI 26-50		W-L RECORDS		RPI 51-100		RPI 101-150		RPI 150+	
10-21-0	0-0-0	0-6-0		OVERALL		1-3-0		2-5-0		7-7-0		
1-3-0	0-0-0	0-3-0		HOME		0-0-0		0-0-0		1-0-0		
3-8-0	0-0-0	0-3-0		AWAY		1-1-0		2-2-0		0-2-0		
6-10-0	0-0-0	0-0-0		NEUTRAL		0-2-0		0-3-0		6-5-0		
10-16-0	0-0-0	0-3-0		NON-CONFERENCE		1-3-0		2-5-0		7-5-0		
1-0-0	0-0-0	0-0-0		HOME		0-0-0		0-0-0		1-0-0		
3-6-0	0-0-0	0-0-		AWAY		1-1-0		2-2-0		0-0-0		
6-10-0	0-0-0	0-0-0		NEUTRAL		0-2-0		0-3-0		6-5-0		
0-5-0	0-0-0	0-3-0		CONFERENCE		0-0-0		0-0-0		0-2-0		
0-3-0	0-0-0	0-3-0		HOME		0-0-0		0-0-0		0-0-0		
0-2-0	0-0-0	0-0-0		AWAY		0-0-0		0-0-0		0-2-0		
0-0-0	0-0-0	0-0-0		NEUTRAL		0-0-0		0-0-0		0-0-0		
RPI	S	Opponent	Score	RPI	S	Opponent	Score	RPI	S	Opponent	Score	
				42	A	North Carolina	0 10	81	A	North Carolina St.	8 4	
				43	A	Illinois	4 5	81	A	North Carolina St.	8 11	
				43	A	Illinois	0 8	84	N	Ohio	1 2	
				48	H	North Dakota St.	3 8	84	N	Ohio	1 2	
				48	H	North Dakota St.	1 9					
				48	H	North Dakota St.	2 14					
</												

Non-Div. I Games:

IUPUI

Average RPI Win: 226		WON-LOST RECORD		WINNING PCT. RANK		LAST 10 GAMES		STRENGTH OF SCHEDULE		OPP. STRENGTH OF SCHEDULE		TEAM RPI		ADJ RPI		CONF. RPI		ADJ CONF. RPI	
DIV. I ONLY		7-20-0		.25926 256		4-6-0		178		211		243		.42159 239		28		27	
DIV. I NON-CONF.		5-17-0		.22727 260		2-3-0		163		156		241		.42419 238		27		27	
TOTALS		RPI 1-25		RPI 26-50		W-L RECORDS		RPI 51-100		RPI 101-150		RPI 150+							
7-20-0		0-1-0		0-1-0		OVERALL		0-4-0		1-3-0		6-11-0							
4-0-0		0-0-0		0-0-0		HOME		0-0-0		0-0-0		4-0-0							
0-9-0		0-0-0		0-0-0		AWAY		0-2-0		0-0-0		0-6-0							
3-11-0		0-1-0		0-1-0		NEUTRAL		0-2-0		1-3-0		2-4-0							
5-17-0		0-1-0		0-1-0		NON-CONFERENCE		0-4-0		1-3-0		4-8-0							
2-0-0		0-0-0		0-0-0		HOME		0-0-0		0-0-0		2-0-0							
0-6-0		0-0-0		0-0-		AWAY		0-2-0		0-0-0		0-4-0							
3-11-0		0-1-0		0-1-0		NEUTRAL		0-2-0		1-3-0		2-4-0							
2-3-0		0-0-0		0-0-0		CONFERENCE		0-0-0		0-0-0		2-3-0							
2-0-0		0-0-0		0-0-0		HOME		0-0-0		0-0-0		2-0-0							
0-3-0		0-0-0		0-0-0		AWAY		0-0-0		0-0-0		0-3-0							
0-0-0		0-0-0		0-0-0		NEUTRAL		0-0-0		0-0-0		0-0-0							
RPI S	Opponent	Score		RPI S	Opponent	Score		RPI S	Opponent	Score		RPI S	Opponent	Score					
11 N	Florida St.	5	16	43 N	Illinois	1	6	65 A	USC Upstate	4	12	106 N	Ball St.	1	8				
								66 N	Western Caro.	4	5	124 N	Elon	5	10				
								71 N	Wisconsin	5	7	129 N	DePaul	5	1				
								80 A	FIU	1	9	146 N	SIUE	1	15				
												151 A	UNLV	5	8				
												151 N	Presbyterian	4	2				
												153 A	Central Mich.	3	5				
												153 A	Central Mich.	1	10				
												159 N	St. John's (NY)	0	12				
												160 N	LIU Brooklyn	1	6				
												170 A	Western Ky.	1	7				
												198 N	Utah St.	4	18				
												200 A	Youngstown St.	0	3				
												200 A	Youngstown St.	1	4				
												200 A	Youngstown St.	0	3				
												217 N	Southeast Mo. St.	2	3				
												237 H	Bowling Green	6	0				
												237 H	Bowling Green	4	3				
												273 H	Northern Ky.	8	0				
												273 H	Northern Ky.	2	0				
												279 N	Santa Clara	10	0				
				LAST 10 GAMES															
				273 H	Northern Ky.	2	0	200 A	Youngstown St.	1	4								
				273 H	Northern Ky.	8	0	200 A	Youngstown St.	0	3								
				237 H	Bowling Green	4	3	153 A	Central Mich.	1	10								
				237 H	Bowling Green	6	0	153 A	Central Mich.	3	5								
				200 A	Youngstown St.	0	3	151 A	UNLV	5	8								

Non-Div. I Games:

Valparaiso

Average RPI Win: 233		WON-LOST RECORD		WINNING PCT. RANK		LAST 10 GAMES		STRENGTH OF SCHEDULE		OPP. STRENGTH OF SCHEDULE		TEAM RPI		ADJ RPI		CONF. RPI		ADJ CONF. RPI	
DIV. I ONLY		8-16-0		.33333 228		4-6-0		224		259		245		.41868 240		22		22	
DIV. I NON-CONF.		6-11-0		.35294 211		3-1-0		214		236		227		.43318 223		22		22	
TOTALS		RPI 1-25		RPI 26-50		W-L RECORDS		RPI 51-100		RPI 101-150		RPI 150+							
8-16-0		0-0-0		0-1-0		OVERALL		0-2-0		0-5-0		8-8-0							
1-2-0		0-0-0		0-0-0		HOME		0-0-0		0-0-0		1-2-0							
1-9-0		0-0-0		0-1-0		AWAY		0-1-0		0-3-0		1-4-0							
6-5-0		0-0-0		0-0-0		NEUTRAL		0-1-0		0-2-0		6-2-0							
6-11-0		0-0-0		0-1-0		NON-CONFERENCE		0-2-0		0-5-0		6-3-0							
0-0-0		0-0-0		0-0-0		HOME		0-0-0		0-0-0		0-0-0							
1-6-0		0-0-0		0-0-		AWAY		0-1-0		0-3-0		1-1-0							
5-5-0		0-0-0		0-0-0		NEUTRAL		0-1-0		0-2-0		5-2-0							
2-5-0		0-0-0		0-0-0		CONFERENCE		0-0-0		0-0-0		2-5-0							
1-2-0		0-0-0		0-0-0		HOME		0-0-0		0-0-0		1-2-0							
0-3-0		0-0-0		0-0-0		AWAY		0-0-0		0-0-0		0-3-0							
1-0-0		0-0-0		0-0-0		NEUTRAL		0-0-0		0-0-0		1-0-0							
RPI	S	Opponent		Score		RPI	S	Opponent		Score		RPI	S	Opponent		Score			
26	A	UCF		0 9		65	A	USC Upstate		0 8		131	N	North Florida		1 9			
						84	N	Ohio		0 8		136	N	Virginia		3 6			
												137	A	Furman		0 12			
												144	A	Liberty		2 10			
												144	A	Liberty		0 9			
												157	N	Middle Tenn.		5 0			
												160	N	LIU Brooklyn		5 9			
												194	A	Penn		5 3			
												194	A	Penn		2 5			
												205	H	Saint Louis		4 3			
												205	H	Saint Louis		7 17			
												205	H	Saint Louis		2 10			
												222	A	George Washington		3 6			
												222	A	George Washington		4 6			
												222	A	George Washington		0 6			
												231	N	South Dakota		4 2			
												257	N	Rhode Island		6 4			
												262	N	Norfolk St.		6 2			
												280	N	Sacred Heart		6 4			
												280	N	Sacred Heart		1 3			
												280	N	Sacred Heart		6 4			
LAST 10 GAMES																			
205	H	Saint Louis		7 17		222	A	George Washington		0 6									
205	H	Saint Louis		4 3		194	A	Penn		2 5									
205	H	Saint Louis		2 10		194	A	Penn		5 3									
222	A	George Washington		4 6		280	N	Sacred Heart		6 4									
222	A	George Washington		3 6		280	N	Sacred Heart		6 4									

Non-Div. I Games:

La Salle

Average RPI Win:	254	WON-LOST RECORD	WINNING PCT. RANK	LAST 10 GAMES	STRENGTH OF SCHEDULE	OPP. STRENGTH OF SCHEDULE	TEAM RPI	ADJ RPI	CONF. RPI	ADJ CONF. RPI				
Average RPI Loss:	153													
DIV. I ONLY	12-11-0	.52174	132	6-2-0	289	256	244	.41802	241	32	32			
DIV. I NON-CONF.	4-10-0	.28571	235	0-1-0	257	133	263	.40425	261	32	32			
<hr/>														
TOTALS	RPI 1-25	RPI 26-50		W-L RECORDS	RPI 51-100		RPI 101-150		RPI 150+					
12-11-0	0-0-0	0-0-0		OVERALL	1-3-0		0-3-0		11-5-0					
5-3-0	0-0-0	0-0-0		HOME	0-0-0		0-1-0		5-2-0					
3-7-0	0-0-0	0-0-0		AWAY	1-2-0		0-2-0		2-2-0					
4-1-0	0-0-0	0-0-0		NEUTRAL	0-0-0		0-0-0		4-1-0					
<hr/>														
4-10-0	0-0-0	0-0-0		NON-CONFERENCE	1-3-0		0-3-0		3-4-0					
0-2-0	0-0-0	0-0-0		HOME	0-0-0		0-1-0		0-1-0					
1-7-0	0-0-0	0-0-		AWAY	1-3-0		0-2-0		0-2-0					
3-1-0	0-0-0	0-0-0		NEUTRAL	0-0-0		0-0-0		3-1-0					
<hr/>														
8-1-0	0-0-0	0-0-0		CONFERENCE	0-0-0		0-0-0		8-1-0					
5-1-0	0-0-0	0-0-0		HOME	0-0-0		0-0-0		5-1-0					
2-0-0	0-0-0	0-0-0		AWAY	0-0-0		0-0-0		2-0-0					
1-0-0	0-0-0	0-0-0		NEUTRAL	0-0-0		0-0-0		1-0-0					
<hr/>														
RPI S	Opponent	Score	RPI S	Opponent	Score	RPI S	Opponent	Score	RPI S	Opponent	Score			
						59 A	UT Arlington	0 9	113 A	SFA	1 9			
						59 A	UT Arlington	4 5	113 H	SFA	2 13			
						98 A	Houston	5 3	138 A	Lamar	3 7			
						98 A	Houston	6 9	155 A	Sam Houston St.	0 7			
									206 A	Houston Baptist	1 5			
									212 N	Incarnate Word	3 0			
									214 H	Missouri St.	4 9			
									234 N	Detroit	3 1			
									256 N	Alcorn	6 2			
									263 N	Northern Colo.	0 1			
						263 N	Northern Colo.	10 9	267 H	Mississippi Val.	11 3			
						267 H	Mississippi Val.	5 4	267 H	Mississippi Val.	2 4			
						283 A	Jackson St.	14 11	283 A	Jackson St.	14 6			
						293 H	Ark.-Pine Bluff	8 0	293 H	Ark.-Pine Bluff	6 5			
						293 H	Ark.-Pine Bluff	6 1						
						LAST 10 GAMES								
						293 H	Ark.-Pine Bluff	6 5	267 H	Mississippi Val.	2 4			
						293 H	Ark.-Pine Bluff	8 0	267 H	Mississippi Val.	11 3			
						293 H	Ark.-Pine Bluff	6 1	283 A	Jackson St.	14 6			
						155 A	Sam Houston St.	0 7	283 A	Jackson St.	14 11			
267 H	Mississippi Val.	5 4	113 H	SFA	2 13									

Non-Div. I Games: Houston-Victoria 4 0 Houston-Victoria 1 2

Texas Southern

Average RPI Win: 254		WON-LOST	WINNING	LAST 10	STRENGTH OF		OPP. STRENGTH	TEAM	ADJ		CONF.	ADJ CONF.
Average RPI Loss: 128		RECORD	PCT. RANK	GAMES	SCHEDULE		OF SCHEDULE	RPI	RPI		RPI	RPI
DIV. I ONLY		7-20-0	.25926	256	4-6-0		158	226	238		.41768	242
DIV. I NON-CONF.		6-17-0	.26087	245	3-3-0		180	222	242		.41512	246
TOTALS		RPI 1-25	RPI 26-50		W-L RECORDS		RPI 51-100		RPI 101-150		RPI 150+	
7-20-0		0-2-0	0-3-0		OVERALL		0-3-0		0-5-0		7-7-0	
3-3-0		0-0-0	0-0-0		HOME		0-0-0		0-2-0		3-1-0	
2-6-0		0-0-0	0-1-0		AWAY		0-0-0		0-0-0		2-0-0	
2-11-0		0-2-0	0-1-0		NEUTRAL		0-1-0		0-1-0		2-6-0	
6-17-0		0-2-0	0-3-0		NON-CONFERENCE		0-3-0		0-3-0		6-6-0	
2-0-0		0-0-0	0-0-0		HOME		0-0-0		0-0-0		2-0-0	
2-6-0		0-0-0	0-0-		AWAY		0-2-0		0-2-0		2-0-0	
2-11-0		0-2-0	0-1-0		NEUTRAL		0-1-0		0-1-0		2-6-0	
1-3-0		0-0-0	0-0-0		CONFERENCE		0-0-0		0-2-0		1-1-0	
1-3-0		0-0-0	0-0-0		HOME		0-0-0		0-2-0		1-1-0	
0-0-0		0-0-0	0-0-0		AWAY		0-0-0		0-0-0		0-0-0	
0-0-0		0-0-0	0-0-0		NEUTRAL		0-0-0		0-0-0		0-0-0	
RPI S	Opponent	Score	RPI S	Opponent	Score	RPI S	Opponent	Score	RPI S	Opponent	Score	
15 N	UCLA	1 13	31 A	Long Beach St.	4 5	59 A	UT Arlington	1 9	130 A	Loyola Marymount	4 5	
23 N	Fresno St.	7 8	32 A	Cal St. Fullerton	0 5	59 A	UT Arlington	2 3	130 A	Loyola Marymount	1 8	
			32 N	Cal St. Fullerton	0 4	61 N	San Diego St.	3 9	133 N	Colorado St.	1 3	
									134 H	Dartmouth	9 12	
									134 H	Dartmouth	4 5	
									167 N	St. Mary's (CA)	1 5	
									188 H	Harvard	2 0	
									188 H	Harvard	0 1	
									224 N	Seattle	3 4	
									244 N	South Dakota St.	4 2	
									244 N	South Dakota St.	2 0	
									244 N	South Dakota St.	6 7	
									251 N	Buffalo	2 3	
									255 N	Quinnipiac	2 3	
									255 N	Quinnipiac	1 3	
									271 H	Colgate	9 6	
									271 H	Colgate	7 4	
									276 A	Hampton	12 1	
									282 A	Rider	7 2	
			LAST 10 GAMES									
			134 H	Dartmouth	4 5	271 H	Colgate	7 4				
			188 H	Harvard	2 0	271 H	Colgate	9 6				
			188 H	Harvard	0 1	133 N	Colorado St.	1 3				
			134 H	Dartmouth	9 12	23 N	Fresno St.	7 8				
			282 A	Rider	7 2	61 N	San Diego St.	3 9				

Non-Div. I Games:

Princeton

Average RPI Win:		226	WON-LOST RECORD		WINNING PCT. RANK		LAST 10 GAMES		STRENGTH OF SCHEDULE		OPP. STRENGTH OF SCHEDULE		TEAM RPI		ADJ RPI		CONF. RPI		ADJ CONF. RPI				
DIV. I ONLY			8-24-0		.25	261	4-6-0		138		260		241		.41689		243	31		31			
DIV. I NON-CONF.			4-21-0		.16	274	1-3-0		92		241		247		.41254		248	31		31			
TOTALS		RPI 1-25		RPI 26-50			W-L RECORDS			RPI 51-100			RPI 101-150			RPI 150+							
8-24-0		0-1-0		0-2-0			OVERALL			0-3-0			1-5-0			7-13-0							
2-6-0		0-0-0		0-0-0			HOME			0-0-0			0-0-0			2-6-0							
3-1-0		0-0-0		0-0-0			AWAY			0-0-0			0-1-0			3-0-0							
3-17-0		0-1-0		0-2-0			NEUTRAL			0-3-0			1-4-0			2-7-0							
4-21-0		0-1-0		0-2-0			NON-CONFERENCE			0-3-0			1-5-0			3-10-0							
2-3-0		0-0-0		0-0-0			HOME			0-0-0			0-0-0			2-3-0							
0-1-0		0-0-0		0-0-			AWAY			0-0-0			0-1-0			0-0-0							
2-17-0		0-1-0		0-2-0			NEUTRAL			0-3-0			1-4-0			1-7-0							
4-3-0		0-0-0		0-0-0			CONFERENCE			0-0-0			0-0-0			4-3-0							
0-3-0		0-0-0		0-0-0			HOME			0-0-0			0-0-0			0-3-0							
3-0-0		0-0-0		0-0-0			AWAY			0-0-0			0-0-0			3-0-0							
1-0-0		0-0-0		0-0-0			NEUTRAL			0-0-0			0-0-0			1-0-0							
RPI	S	Opponent		Score		RPI	S	Opponent		Score		RPI	S	Opponent		Score		RPI	S	Opponent		Score	
14	N	LSU		2	16	27	N	Oregon St.		0	9	61	N	San Diego St.		1	10	104	N	Pacific		0	8
						39	N	BYU		0	3	89	N	San Jose St.		6	13	107	A	Stetson		0	1
												92	N	New Mexico		4	8	114	N	UC Santa Barbara		1	4
																		130	N	Loyola Marymount		2	5
																		130	N	Loyola Marymount		5	6
																		144	N	Liberty		8	0
																		158	N	Chattanooga		1	2
																		158	N	Chattanooga		2	9
																		168	H	Marist		2	3
																		168	H	Marist		2	5
																		190	H	UT Martin		1	9
																		193	N	Akron		3	2
																		199	H	George Mason		3	2
																		199	H	George Mason		8	1
																		219	H	Savannah St.		1	4
																		219	H	Savannah St.		3	4
																		219	H	Savannah St.		0	1
																		236	N	Fairfield		2	5
																		236	N	Fairfield		6	7
																		258	N	Utah Valley		3	11
																		260	N	Wagner		7	8
																		260	N	Wagner		1	3
																		266	A	N.C. A&T		9	2
																		266	A	N.C. A&T		5	2
																		266	A	N.C. A&T		12	2
																		278	N	Morgan St.		13	5
LAST 10 GAMES																							
						266	A	N.C. A&T		12	2	219	H	Savannah St.		0	1	266	A	N.C. A&T		9	2
						266	A	N.C. A&T		9	2	168	H	Marist		2	3	266	A	N.C. A&T		5	2
						266	A	N.C. A&T		5	2	168	H	Marist		2	5	266	A	N.C. A&T		12	2
						219	H	Savannah St.		3	4	190	H	UT Martin		1	9	278	N	Morgan St.		13	5
						219	H	Savannah St.		1	4	199	H	George Mason		8	1						

Non-Div. I Games:

Bethune-Cookman

Average RPI Win:	207	WON-LOST RECORD	WINNING PCT. RANK	LAST 10 GAMES	STRENGTH OF SCHEDULE	OPP. STRENGTH OF SCHEDULE	TEAM RPI	ADJ RPI	CONF. RPI	ADJ CONF. RPI					
DIV. I ONLY		12-21-0	.36364	219	5-5-0	231	246	239	.41611	244	25	25			
DIV. I NON-CONF.		11-19-0	.36667	205	4-3-0	218	260	228	.42535	237	24	24			
<hr/>															
TOTALS	RPI 1-25	RPI 26-50		W-L RECORDS		RPI 51-100		RPI 101-150		RPI 150+					
12-21-0	0-0-0	0-1-0		OVERALL		2-6-0		2-2-0		8-12-0					
0-0-0	0-0-0	0-0-0		HOME		0-0-0		0-0-0		0-0-0					
4-9-0	0-0-0	0-1-0		AWAY		2-5-0		1-1-0		1-2-0					
8-12-0	0-0-0	0-0-0		NEUTRAL		0-1-0		1-1-0		7-10-0					
11-19-0	0-0-0	0-1-0		NON-CONFERENCE		2-6-0		2-2-0		7-10-0					
0-0-0	0-0-0	0-0-0		HOME		0-0-0		0-0-0		0-0-0					
3-7-0	0-0-0	0-0-		AWAY		2-5-0		1-1-0		0-0-0					
8-12-0	0-0-0	0-0-0		NEUTRAL		0-1-0		1-1-0		7-10-0					
1-2-0	0-0-0	0-0-0		CONFERENCE		0-0-0		0-0-0		1-2-0					
0-0-0	0-0-0	0-0-0		HOME		0-0-0		0-0-0		0-0-0					
1-2-0	0-0-0	0-0-0		AWAY		0-0-0		0-0-0		1-2-0					
0-0-0	0-0-0	0-0-0		NEUTRAL		0-0-0		0-0-0		0-0-0					
<hr/>															
RPI	S	Opponent	Score	RPI	S	Opponent	Score	RPI	S	Opponent	Score				
				34	A	Nebraska	2 3	59	A	UT Arlington	1 2	140	A	Creighton	10 0
								59	A	UT Arlington	0 8	140	A	Creighton	0 4
								75	A	UNI	2 11	140	N	Creighton	3 4
								75	A	UNI	4 6	140	N	Creighton	1 0
								93	A	Drake	2 10	157	N	Middle Tenn.	1 2
								93	A	Drake	10 6	176	N	La.-Monroe	1 9
								93	N	Drake	3 5	193	N	Akron	1 2
								99	A	Central Ark.	9 0	205	N	Saint Louis	6 9
												220	N	Green Bay	7 10
												221	A	Western Ill.	7 8
												221	A	Western Ill.	1 4
												221	A	Western Ill.	9 8
												225	N	Florida A&M	6 5
												230	N	Belmont	9 4
												242	N	Princeton	7 6
												242	N	Princeton	2 4
												242	N	Princeton	0 2
												272	N	Holy Cross	3 1
												272	N	Holy Cross	8 5
												272	N	Holy Cross	14 3
												276	N	Hampton	1 2
												276	N	Hampton	13 7
												284	N	Niagara	2 5
												293	N	Ark.-Pine Bluff	6 9
<hr/>															
				LAST 10 GAMES											
				140	A	Creighton	0 4	221	A	Western Ill.	9 8	284	N	Niagara	2 5
				140	A	Creighton	10 0	93	A	Drake	10 6	293	N	Ark.-Pine Bluff	6 9
				34	A	Nebraska	2 3	93	A	Drake	2 10				
				221	A	Western Ill.	7 8	276	N	Hampton	13 7				
				221	A	Western Ill.	1 4	225	N	Florida A&M	6 5				

Non-Div. I Games:

South Dakota St.

Average RPI Win: 250		WON-LOST	WINNING	LAST 10	STRENGTH OF	OPP. STRENGTH	TEAM	ADJ	CONF.	ADJ CONF.							
Average RPI Loss: 160		RECORD	PCT. RANK	GAMES	SCHEDULE	OF SCHEDULE	RPI	RPI	RPI	RPI							
DIV. I ONLY		17-18-0	.48571	152	8-2-0	280	265	242	.41432	245	32	32					
DIV. I NON-CONF.		8-18-0	.30769	232	1-2-0	244	215	254	.40463	258	32	32					
<hr/>																	
TOTALS		RPI 1-25	RPI 26-50		W-L RECORDS		RPI 51-100		RPI 101-150		RPI 150+						
17-18-0	0-0-0		0-0-0		OVERALL		0-5-0		1-1-0		16-12-0						
8-10-0	0-0-0		0-0-0		HOME		0-1-0		1-1-0		7-8-0						
6-5-0	0-0-0		0-0-0		AWAY		0-3-0		0-0-0		6-2-0						
3-3-0	0-0-0		0-0-0		NEUTRAL		0-1-0		0-0-0		3-2-0						
<hr/>																	
8-18-0	0-0-0		0-0-0		NON-CONFERENCE		0-5-0		1-1-0		7-12-0						
5-10-0	0-0-0		0-0-0		HOME		0-1-0		1-1-0		4-8-0						
0-5-0	0-0-0		0-0-		AWAY		0-3-0		0-0-0		0-2-0						
3-3-0	0-0-0		0-0-0		NEUTRAL		0-1-0		0-0-0		3-2-0						
<hr/>																	
9-0-0	0-0-0		0-0-0		CONFERENCE		0-0-0		0-0-0		9-0-0						
3-0-0	0-0-0		0-0-0		HOME		0-0-0		0-0-0		3-0-0						
6-0-0	0-0-0		0-0-0		AWAY		0-0-0		0-0-0		6-0-0						
0-0-0	0-0-0		0-0-0		NEUTRAL		0-0-0		0-0-0		0-0-0						
<hr/>																	
RPI	S	Opponent	Score	RPI	S	Opponent	Score	RPI	S	Opponent	Score	RPI	S	Opponent	Score		
								58	A	Troy	5	9	122	H	Nicholls St.	6	2
								76	A	Southern Miss.	1	5	122	H	Nicholls St.	2	12
								76	A	Southern Miss.	8	10	156	N	Evansville	5	7
								79	H	Jacksonville St.	3	12	156	N	Evansville	0	2
								86	N	Marshall	2	4	157	H	Middle Tenn.	4	5
													157	H	Middle Tenn.	0	9
													163	H	Omaha	0	7
													185	N	Eastern Mich.	9	7
													189	H	Mercer	8	7
													189	H	Mercer	5	16
													193	H	Akron	5	6
													219	N	Savannah St.	9	8
													219	N	Savannah St.	4	3
													230	A	Belmont	0	1
													230	A	Belmont	0	8
													233	H	Gardner-Webb	3	5
													254	H	Tennessee St.	11	4
													254	H	Tennessee St.	0	8
													256	A	Alcorn	3	1
													256	A	Alcorn	9	1
													256	A	Alcorn	7	6
													259	H	UMBC	4	15
													259	H	UMBC	3	0
													287	H	Howard	6	4
													290	H	Prairie View	4	0
													290	H	Prairie View	3	1
													290	H	Prairie View	14	3
<hr/>																	
Non-Div. I Games: Montevallo				3	4	Montevallo		9	1	Alabama St.							

RPI	S	Opponent	Score	
292	A	Grambling	10	0
292	A	Grambling	12	0
292	A	Grambling	12	0

Alabama St.

A
l
a
b
a
m
a
S
t
.

A
l
a
b
a
m
a
S
t
.

Average RPI Win: 223		WON-LOST RECORD	WINNING PCT. RANK	LAST 10 GAMES	STRENGTH OF SCHEDULE	OPP. STRENGTH OF SCHEDULE	TEAM RPI	ADJ RPI	CONF. RPI	ADJ CONF. RPI		
Average RPI Loss: 145												
DIV. I ONLY		6-17-0	.26087	255	1-9-0	190	233	246	.41324	246	30	30
DIV. I NON-CONF.		6-17-0	.26087	245	1-9-0	198	245	253	.41324	247	30	30
<hr/>												
TOTALS		RPI 1-25		RPI 26-50		W-L RECORDS		RPI 51-100		RPI 101-150		RPI 150+
6-17-0		0-0-0		0-0-0		OVERALL		0-4-0		0-6-0		6-7-0
0-1-0		0-0-0		0-0-0		HOME		0-1-0		0-0-0		0-0-0
2-7-0		0-0-0		0-0-0		AWAY		0-2-0		0-2-0		2-2-0
4-9-0		0-0-0		0-0-0		NEUTRAL		0-1-0		0-4-0		4-4-0
6-17-0		0-0-0		0-0-0		NON-CONFERENCE		0-4-0		0-6-0		6-7-0
0-1-0		0-0-0		0-0-0		HOME		0-1-0		0-0-0		0-0-0
2-7-0		0-0-0		0-0-		AWAY		0-2-0		0-2-0		2-3-0
4-9-0		0-0-0		0-0-0		NEUTRAL		0-1-0		0-4-0		4-4-0
0-0-0		0-0-0		0-0-0		CONFERENCE		0-0-0		0-0-0		0-0-0
0-0-0		0-0-0		0-0-0		HOME		0-0-0		0-0-0		0-0-0
0-0-0		0-0-0		0-0-0		AWAY		0-0-0		0-0-0		0-0-0
0-0-0		0-0-0		0-0-0		NEUTRAL		0-0-0		0-0-0		0-0-0
RPI	S	Opponent	Score	RPI	S	Opponent	Score	RPI	S	Opponent	Score	
						60 N Lehigh	2 8	104 A Pacific			1 5	
						85 A UNCG	3 6	105 N Southern Ill.			1 2	
						85 A UNCG	1 10	134 N Dartmouth			4 6	
						91 H Fordham	0 1	134 N Dartmouth			2 7	
								134 N Dartmouth			3 6	
								135 A Sacramento St.			0 3	
								153 N Central Mich.			1 6	
								167 A St. Mary's (CA)			0 1	
								167 A St. Mary's (CA)			2 3	
								182 A UC Davis			2 7	
								183 N Western Mich.			1 0	
								200 N Youngstown St.			4 10	
								200 N Youngstown St.			11 4	
								220 N Green Bay			12 4	
								223 A Seton Hall			3 2	
								234 N Detroit			10 4	
								252 N North Dakota			2 4	
								271 N Colgate			0 4	
								279 A Santa Clara			10 4	
<hr/>												
LAST 10 GAMES												
						91 H Fordham	0 1	167 A St. Mary's (CA)			0 1	
						223 A Seton Hall	3 2	135 A Sacramento St.			0 3	
						182 A UC Davis	2 7	104 A Pacific			1 5	
						134 N Dartmouth	4 6	252 N North Dakota			2 4	
						167 A St. Mary's (CA)	2 3	134 N Dartmouth			3 6	

Non-Div. I Games:

Iona

Average RPI Win: 229		WON-LOST RECORD		WINNING PCT. RANK		LAST 10 GAMES		STRENGTH OF SCHEDULE		OPP. STRENGTH OF SCHEDULE		TEAM RPI		ADJ RPI		CONF. RPI		ADJ CONF. RPI					
DIV. I ONLY		10-22-0		.3125 236		4-6-0		250		147		252		.41211 247		19		19					
DIV. I NON-CONF.		8-21-0		.27586 241		2-5-0		225		150		251		.4173 242		19		19					
TOTALS		RPI 1-25		RPI 26-50		W-L RECORDS		RPI 51-100		RPI 101-150		RPI 150+											
10-22-0		0-0-0		0-1-0		OVERALL		0-9-0		1-6-0		9-6-0											
2-4-0		0-0-0		0-1-0		HOME		0-2-0		0-0-0		2-1-0											
3-5-0		0-0-0		0-0-0		AWAY		0-1-0		1-3-0		2-1-0											
5-13-0		0-0-0		0-0-0		NEUTRAL		0-6-0		0-3-0		5-4-0											
8-21-0		0-0-0		0-1-0		NON-CONFERENCE		0-9-0		1-6-0		7-5-0											
0-3-0		0-0-0		0-1-0		HOME		0-2-0		0-0-0		0-0-0											
3-5-0		0-0-0		0-0-		AWAY		0-1-0		1-3-0		2-1-0											
5-13-0		0-0-0		0-0-0		NEUTRAL		0-6-0		0-3-0		5-4-0											
2-1-0		0-0-0		0-0-0		CONFERENCE		0-0-0		0-0-0		2-1-0											
2-1-0		0-0-0		0-0-0		HOME		0-0-0		0-0-0		2-1-0											
0-0-0		0-0-0		0-0-0		AWAY		0-0-0		0-0-0		0-0-0											
0-0-0		0-0-0		0-0-0		NEUTRAL		0-0-0		0-0-0		0-0-0											
RPI	S	Opponent		Score		RPI	S	Opponent		Score		RPI	S	Opponent		Score		RPI	S	Opponent		Score	
				32	H	Cal St. Fullerton	2	8	61	N	San Diego St.	1	2	104	A	Pacific	0	8					
									69	N	Purdue	3	6	104	A	Pacific	1	10					
									70	A	CSUN	3	5	114	A	UC Santa Barbara	3	5					
									70	H	CSUN	1	4	114	N	UC Santa Barbara	4	8					
									70	H	CSUN	3	7	114	N	UC Santa Barbara	4	7					
									72	N	Syracuse	0	6	134	N	Dartmouth	3	6					
									78	N	Weber St.	4	5	135	A	Sacramento St.	5	4					
									90	N	Cal Poly	1	3	171	N	Montana	6	3					
									90	N	Cal Poly	0	5	171	N	Montana	0	8					
														182	A	UC Davis	1	6					
														182	A	UC Davis	4	2					
														182	N	UC Davis	4	2					
														208	N	San Diego	1	6					
														208	N	San Diego	1	3					
														252	N	North Dakota	0	3					
														258	H	Utah Valley	7	1					
														258	H	Utah Valley	2	4					
														258	H	Utah Valley	4	2					
														271	N	Colgate	5	1					
														279	A	Santa Clara	10	2					
														279	N	Santa Clara	3	0					
														279	N	Santa Clara	2	1					
LAST 10 GAMES																							
				258	H	Utah Valley	7	1	208	N	San Diego	1	3										
				258	H	Utah Valley	4	2	279	N	Santa Clara	2	1										
				258	H	Utah Valley	2	4	279	N	Santa Clara	3	0										
				70	H	CSUN	3	7	114	A	UC Santa Barbara	3	5										
				70	H	CSUN	1	4	208	N	San Diego	1	6										

Non-Div. I Games:

CSU Bakersfield

Average RPI Win: 220		WON-LOST RECORD		WINNING PCT. RANK		LAST 10 GAMES		STRENGTH OF SCHEDULE		OPP. STRENGTH OF SCHEDULE		TEAM RPI		ADJ RPI		CONF. RPI		ADJ CONF. RPI	
DIV. I ONLY		4-16-0		.2 272		4-6-0		127		272		251		.41103 248		27		26	
DIV. I NON-CONF.		3-13-0		.1875 267		3-3-0		143		282		265		.4043 260		26		26	
TOTALS		RPI 1-25		RPI 26-50		W-L RECORDS		RPI 51-100		RPI 101-150		RPI 150+							
4-16-0		0-0-0		0-0-0		OVERALL		0-0-0		0-7-0		4-9-0							
1-3-0		0-0-0		0-0-0		HOME		0-0-0		0-2-0		1-1-0							
2-6-0		0-0-0		0-0-0		AWAY		0-0-0		0-3-0		2-3-0							
1-7-0		0-0-0		0-0-0		NEUTRAL		0-0-0		0-2-0		1-5-0							
3-13-0		0-0-0		0-0-0		NON-CONFERENCE		0-0-0		0-5-0		3-8-0							
0-0-0		0-0-0		0-0-0		HOME		0-0-0		0-0-0		0-0-0							
2-6-0		0-0-0		0-0-		AWAY		0-0-0		0-3-0		2-3-0							
1-7-0		0-0-0		0-0-0		NEUTRAL		0-0-0		0-2-0		1-5-0							
1-3-0		0-0-0		0-0-0		CONFERENCE		0-0-0		0-2-0		1-1-0							
1-3-0		0-0-0		0-0-0		HOME		0-0-0		0-2-0		1-1-0							
0-0-0		0-0-0		0-0-0		AWAY		0-0-0		0-0-0		0-0-0							
0-0-0		0-0-0		0-0-0		NEUTRAL		0-0-0		0-0-0		0-0-0							
RPI	S	Opponent		Score	RPI	S	Opponent		Score	RPI	S	Opponent		Score					
										111	A	Saint Francis (PA)	4	12					
										111	A	Saint Francis (PA)	7	9					
										111	A	Saint Francis (PA)	4	12					
										111	N	Saint Francis (PA)	4	5					
										111	N	Saint Francis (PA)	0	13					
										134	H	Dartmouth	4	12					
										134	H	Dartmouth	3	16					
										153	N	Central Mich.	6	8					
										168	A	Marist	1	5					
										168	A	Marist	2	10					
										183	N	Western Mich.	0	8					
										186	N	Providence	4	10					
										188	H	Harvard	8	6					
										188	H	Harvard	1	9					
										199	A	George Mason	2	7					
										222	A	George Washington	7	6					
										222	A	George Washington	9	7					
										223	N	Seton Hall	7	8					
										249	N	Georgetown	6	5					
										268	N	IPFW	7	13					
				LAST 10 GAMES															
										134	H	Dartmouth	4	12	168	A	Marist	2	10
										134	H	Dartmouth	3	16	222	A	George Washington	9	7
										188	H	Harvard	8	6	222	A	George Washington	7	6
										188	H	Harvard	1	9	249	N	Georgetown	6	5
										168	A	Marist	1	5	111	N	Saint Francis (PA)	0	13

Non-Div. I Games:

Cornell

Average RPI Win:	220	WON-LOST RECORD	WINNING PCT. RANK	LAST 10 GAMES	STRENGTH OF SCHEDULE	OPP. STRENGTH OF SCHEDULE	TEAM RPI	ADJ RPI	CONF. RPI	ADJ CONF. RPI	
Average RPI Loss:	127										
DIV. I ONLY	6-23-0	.2069	270	1-9-0	159	179	248	.41032	249	20	20
DIV. I NON-CONF.	5-19-0	.20833	263	0-5-0	142	193	243	.41629	245	20	20
<hr/>											
TOTALS	RPI 1-25	RPI 26-50		W-L RECORDS	RPI 51-100		RPI 101-150		RPI 150+		
6-23-0	0-3-0	0-3-0		OVERALL	0-1-0		0-8-0		6-8-0		
4-3-0	0-0-0	0-0-0		HOME	0-0-0		0-0-0		4-3-0		
0-7-0	0-2-0	0-1-0		AWAY	0-0-0		0-3-0		0-1-0		
2-13-0	0-1-0	0-2-0		NEUTRAL	0-1-0		0-5-0		2-4-0		
5-19-0	0-3-0	0-3-0		NON-CONFERENCE	0-1-0		0-6-0		5-6-0		
3-1-0	0-0-0	0-0-0		HOME	0-0-0		0-0-0		3-1-0		
0-5-0	0-2-0	0-0-		AWAY	0-0-0		0-1-0		0-1-0		
2-13-0	0-1-0	0-2-0		NEUTRAL	0-1-0		0-5-0		2-4-0		
1-4-0	0-0-0	0-0-0		CONFERENCE	0-0-0		0-2-0		1-2-0		
1-2-0	0-0-0	0-0-0		HOME	0-0-0		0-0-0		1-2-0		
0-2-0	0-0-0	0-0-0		AWAY	0-0-0		0-2-0		0-0-0		
0-0-0	0-0-0	0-0-0		NEUTRAL	0-0-0		0-0-0		0-0-0		
RPI	S	Opponent	Score	RPI	S	Opponent	Score	RPI	S	Opponent	Score
5	N	James Madison	1 2	34	N	Nebraska	4 12	97	N	Penn St.	4 9
24	A	Arizona St.	3 8	40	N	Ohio St.	4 8				
24	A	Arizona St.	0 13	42	A	North Carolina	0 8				

Non-Div. I Games:

Georgetown

Average RPI Win: 227		WON-LOST RECORD		WINNING PCT. RANK		LAST 10 GAMES		STRENGTH OF SCHEDULE		OPP. STRENGTH OF SCHEDULE		TEAM RPI		ADJ RPI		CONF. RPI		ADJ CONF. RPI					
DIV. I ONLY		5-22-0		.18519 276		1-9-0		140		241		255		.41007 250		21		21					
DIV. I NON-CONF.		4-12-0		.25 250		0-0-0		186		231		252		.41795 241		21		21					
TOTALS		RPI 1-25		RPI 26-50		W-L RECORDS		RPI 51-100		RPI 101-150		RPI 150+											
5-22-0		0-1-0		0-0-0		OVERALL		0-5-0		1-5-0		4-11-0											
2-4-0		0-0-0		0-0-0		HOME		0-0-0		0-0-0		2-4-0											
3-10-0		0-1-0		0-0-0		AWAY		0-3-0		1-2-0		2-4-0											
0-8-0		0-0-0		0-0-0		NEUTRAL		0-2-0		0-3-0		0-3-0											
4-12-0		0-1-0		0-0-0		NON-CONFERENCE		0-3-0		0-3-0		4-5-0											
2-1-0		0-0-0		0-0-0		HOME		0-0-0		0-0-0		2-1-0											
2-4-0		0-1-0		0-0-		AWAY		0-1-0		0-0-0		2-2-0											
0-7-0		0-0-0		0-0-0		NEUTRAL		0-2-0		0-3-0		0-2-0											
1-10-0		0-0-0		0-0-0		CONFERENCE		0-2-0		1-2-0		0-6-0											
0-3-0		0-0-0		0-0-0		HOME		0-0-0		0-0-0		0-3-0											
1-6-0		0-0-0		0-0-0		AWAY		0-2-0		1-2-0		0-2-0											
0-1-0		0-0-0		0-0-0		NEUTRAL		0-0-0		0-0-0		0-1-0											
RPI	S	Opponent		Score		RPI	S	Opponent		Score		RPI	S	Opponent		Score		RPI	S	Opponent		Score	
17	A	Georgia		8 17								103	N	Jacksonville		3 4		103	N	Jacksonville		3 7	
												66	N	Western Caro.		2 5		120	N	Dayton		0 1	
												66	N	Western Caro.		0 2		146	A	SIUE		0 6	
												74	A	Eastern Ky.		4 8		146	A	SIUE		5 8	
												74	A	Eastern Ky.		2 3		146	A	SIUE		2 0	
																		157	H	Middle Tenn.		0 6	
																		170	A	Western Ky.		0 5	
																		170	A	Western Ky.		8 6	
																		173	N	Murray St.		5 10	
																		189	N	Mercer		2 10	
																		190	H	UT Martin		1 5	
																		190	H	UT Martin		0 1	
																		190	H	UT Martin		9 20	
																		209	A	Morehead St.		0 5	
																		209	A	Morehead St.		4 5	
																		214	N	Missouri St.		2 3	
																		233	A	Gardner-Webb		15 12	
																		233	A	Gardner-Webb		2 9	
																		293	H	Ark.-Pine Bluff		10 6	
																		293	H	Ark.-Pine Bluff		8 3	
LAST 10 GAMES																							
																		190	H	UT Martin		0 1	
																		190	H	UT Martin		1 5	
																		190	H	UT Martin		9 20	
																		74	A	Eastern Ky.		2 3	
																		74	A	Eastern Ky.		4 8	
																		209	A	Morehead St.		0 5	
																		209	A	Morehead St.		4 5	
																		146	A	SIUE		0 6	
																		146	A	SIUE		5 8	
																		146	A	SIUE		2 0	

Non-Div. I Games:

Austin Peay

Average RPI Win:		225	WON-LOST RECORD		WINNING PCT. RANK		LAST 10 GAMES		STRENGTH OF SCHEDULE		OPP. STRENGTH OF SCHEDULE		TEAM RPI		ADJ RPI		CONF. RPI		ADJ CONF. RPI	
DIV. I ONLY			9-24-0		.27273 250		5-5-0		209		206		249		.40836 251		16		17	
DIV. I NON-CONF.			6-21-0		.22222 262		2-2-0		157		232		249		.4122 250		16		17	
TOTALS		RPI 1-25		RPI 26-50		W-L RECORDS		RPI 51-100		RPI 101-150		RPI 150+								
9-24-0		0-2-0		0-0-0		OVERALL		0-5-0		1-5-0		8-12-0								
0-1-0		0-0-0		0-0-0		HOME		0-0-0		0-0-0		0-1-0								
5-12-0		0-2-0		0-0-0		AWAY		0-3-0		0-0-0		5-7-0								
4-11-0		0-0-0		0-0-0		NEUTRAL		0-2-0		1-5-0		3-4-0								
6-21-0		0-2-0		0-0-0		NON-CONFERENCE		0-5-0		1-5-0		5-9-0								
0-1-0		0-0-0		0-0-0		HOME		0-0-0		0-0-0		0-1-0								
2-9-0		0-2-0		0-0-		AWAY		0-3-0		0-0-0		2-4-0								
4-11-0		0-0-0		0-0-0		NEUTRAL		0-2-0		1-5-0		3-4-0								
3-3-0		0-0-0		0-0-0		CONFERENCE		0-0-0		0-0-0		3-3-0								
0-0-0		0-0-0		0-0-0		HOME		0-0-0		0-0-0		0-0-0								
3-3-0		0-0-0		0-0-0		AWAY		0-0-0		0-0-0		3-3-0								
0-0-0		0-0-0		0-0-0		NEUTRAL		0-0-0		0-0-0		0-0-0								
RPI	S	Opponent		Score		RPI	S	Opponent		Score		RPI	S	Opponent		Score				
21	A	South Carolina		4	7					68	A	Col. of Charleston	2	3	105	N	Southern Ill.	0	8	
21	A	South Carolina		2	10					68	A	Col. of Charleston	1	5	122	N	Nicholls St.	1	3	
										75	N	UNI	1	7	137	N	Furman	5	9	
										75	N	UNI	1	10	137	N	Furman	3	7	
										77	A	Arkansas	14	15	148	N	Wright St.	8	7	
															148	N	Wright St.	4	8	
															162	A	Coastal Caro.	4	9	
															164	N	Memphis	7	11	
															164	N	Memphis	0	9	
															179	A	Southeastern La.	4	8	
															183	A	Western Mich.	3	5	
															183	A	Western Mich.	4	5	
															183	A	Western Mich.	1	4	
															190	N	UT Martin	3	4	
															219	A	Savannah St.	9	0	
															219	A	Savannah St.	6	3	
															229	A	Toledo	6	3	
															229	A	Toledo	2	1	
															229	A	Toledo	1	0	
															242	N	Princeton	3	2	
															254	N	Tennessee St.	7	1	
															255	N	Quinnipiac	1	3	
															257	N	Rhode Island	13	5	
															263	A	Canisius	6	7	
															263	H	Canisius	1	4	
															276	A	Hampton	7	8	
LAST 10 GAMES																				
						183	A	Western Mich.	1	4	229	A	Toledo	6	3	257	N	Rhode Island	13	5
						183	A	Western Mich.	3	5	229	A	Toledo	2	1	263	A	Canisius	6	7
						183	A	Western Mich.	4	5	229	A	Toledo	1	0	263	H	Canisius	1	4
						263	A	Canisius	6	7	219	A	Savannah St.	9	0	276	A	Hampton	7	8
						263	H	Canisius	1	4	219	A	Savannah St.	6	3					

Non-Div. I Games:

Buffalo

Average RPI Win:	200	WON-LOST	WINNING	LAST 10	STRENGTH OF	OPP. STRENGTH	TEAM	ADJ	CONF.	ADJ CONF.					
Average RPI Loss:	161	RECORD	PCT. RANK	GAMES	SCHEDULE	OF SCHEDULE	RPI	RPI	RPI	RPI					
DIV. I ONLY		10-22-0	.3125	236	5-5-0	244	203	253	.40782	252	24	23			
DIV. I NON-CONF.		10-18-0	.35714	208	5-1-0	253	219	246	.41707	243	23	23			
<hr/>															
TOTALS	RPI 1-25	RPI 26-50		W-L RECORDS		RPI 51-100		RPI 101-150		RPI 150+					
10-22-0	0-0-0	0-1-0		OVERALL		1-1-0		3-10-0		6-10-0					
0-1-0	0-0-0	0-0-0		HOME		0-0-0		0-0-0		0-1-0					
2-9-0	0-0-0	0-0-0		AWAY		0-0-0		1-9-0		1-0-0					
8-12-0	0-0-0	0-1-0		NEUTRAL		1-1-0		2-1-0		5-9-0					
<hr/>															
10-18-0	0-0-0	0-1-0		NON-CONFERENCE		1-1-0		3-7-0		6-9-0					
0-0-0	0-0-0	0-0-0		HOME		0-0-0		0-0-0		0-0-0					
2-6-0	0-0-0	0-0-		AWAY		0-0-0		1-6-0		1-0-0					
8-12-0	0-0-0	0-1-0		NEUTRAL		1-1-0		2-1-0		5-9-0					
<hr/>															
0-4-0	0-0-0	0-0-0		CONFERENCE		0-0-0		0-3-0		0-1-0					
0-1-0	0-0-0	0-0-0		HOME		0-0-0		0-0-0		0-1-0					
0-3-0	0-0-0	0-0-0		AWAY		0-0-0		0-3-0		0-0-0					
0-0-0	0-0-0	0-0-0		NEUTRAL		0-0-0		0-0-0		0-0-0					
<hr/>															
RPI	S	Opponent	Score	RPI	S	Opponent	Score	RPI	S	Opponent	Score				
				29	N	Tulsa	0 15	74	N	Eastern Ky.	2 0				
								74	N	Eastern Ky.	1 4				
										109	A	Ga. Southern	1 8		
										109	A	Ga. Southern	3 4		
										127	A	UC Riverside	5 7		
										127	A	UC Riverside	2 4		
										132	A	UTSA	1 8		
										134	N	Dartmouth	1 0		
										135	A	Sacramento St.	4 6		
										135	A	Sacramento St.	0 4		
										135	A	Sacramento St.	1 2		
										136	N	Virginia	10 6		
										141	A	Iowa St.	1 0		
										141	A	Iowa St.	1 10		
										146	N	Army West Point	0 8		
										153	N	Central Mich.	0 4		
										188	N	Harvard	3 1		
										197	N	A&M-Corpus Christi	1 2		
										197	N	A&M-Corpus Christi	1 11		
										202	N	Eastern Ill.	0 1		
										208	N	San Diego	6 11		
										210	H	Idaho St.	0 7		
										236	N	Fairfield	3 14		
				LAST 10 GAMES						237	N	Bowling Green	0 1		
				210	H	Idaho St.	0 7	247	N	CSU Bakersfield	3 0	238	N	IUPUI	1 3
				135	A	Sacramento St.	0 4	271	N	Colgate	6 2	246	N	Iona	4 2
				135	A	Sacramento St.	1 2	134	N	Dartmouth	1 0	247	N	CSU Bakersfield	3 0
				135	A	Sacramento St.	4 6	279	A	Santa Clara	9 1	270	N	UMass Lowell	2 10
				246	N	Iona	4 2	236	N	Fairfield	3 14	271	N	Colgate	6 2

Non-Div. I Games:

North Dakota

RPI	S	Opponent	Score	
279	A	Santa Clara	9	1
288	N	Saint Peter's	11	1

North Dakota

N
o
r
t
h
D
a
k
o
t
a

N
o
r
t
h
D
a
k
o
t
a

Average RPI Win:	198	WON-LOST RECORD	WINNING PCT. RANK	LAST 10 GAMES	STRENGTH OF SCHEDULE	OPP. STRENGTH OF SCHEDULE	TEAM RPI	ADJ RPI	CONF. RPI	ADJ CONF. RPI			
DIV. I ONLY		5-19-0	.20833	269	2-8-0	143	278	257	.40714	253	22	22	
DIV. I NON-CONF.		3-15-0	.16667	272	0-4-0	108	281	260	.4083	253	22	22	
<hr/>													
TOTALS	RPI 1-25	RPI 26-50		W-L RECORDS		RPI 51-100		RPI 101-150		RPI 150+			
5-19-0	0-0-0	0-0-0		OVERALL		0-1-0		1-5-0		4-13-0			
1-4-0	0-0-0	0-0-0		HOME		0-0-0		0-0-0		1-4-0			
1-9-0	0-0-0	0-0-0		AWAY		0-0-0		0-5-0		1-4-0			
3-6-0	0-0-0	0-0-0		NEUTRAL		0-1-0		1-0-0		2-5-0			
3-15-0	0-0-0	0-0-0		NON-CONFERENCE		0-1-0		1-5-0		2-9-0			
0-2-0	0-0-0	0-0-0		HOME		0-0-0		0-0-0		0-2-0			
0-7-0	0-0-0	0-0-		AWAY		0-0-0		0-5-0		0-2-0			
3-6-0	0-0-0	0-0-0		NEUTRAL		0-1-0		1-0-0		2-5-0			
2-4-0	0-0-0	0-0-0		CONFERENCE		0-0-0		0-0-0		2-4-0			
1-2-0	0-0-0	0-0-0		HOME		0-0-0		0-0-0		1-2-0			
1-2-0	0-0-0	0-0-0		AWAY		0-0-0		0-0-0		1-2-0			
0-0-0	0-0-0	0-0-0		NEUTRAL		0-0-0		0-0-0		0-0-0			
RPI	S	Opponent	Score	RPI	S	Opponent	Score	RPI	S	Opponent	Score		
								69	N	Purdue	0	8	
								103	A	Jacksonville	0	8	
								121	A	Pittsburgh	0	8	
								121	A	Pittsburgh	0	10	
								121	A	Pittsburgh	3	7	
								121	A	Pittsburgh	1	9	
								145	N	Albany (NY)	9	8	
								151	N	Presbyterian	6	9	
								153	N	Central Mich.	0	10	
								183	N	Western Mich.	4	6	
								188	N	Harvard	3	5	
								189	A	Mercer	3	5	
								189	A	Mercer	3	7	
								194	N	Penn	5	1	
								200	H	Youngstown St.	5	9	
								200	H	Youngstown St.	4	12	
								205	A	Saint Louis	5	6	
								205	A	Saint Louis	3	1	
								205	A	Saint Louis	2	7	
								222	H	George Washington	7	8	
								222	H	George Washington	5	13	
								222	H	George Washington	3	1	
				LAST 10 GAMES									
				222	H	George Washington	5	13	205	A	Saint Louis	5	6
				222	H	George Washington	7	8	205	A	Saint Louis	2	7
				222	H	George Washington	3	1	205	A	Saint Louis	3	1
				121	A	Pittsburgh	0	8	200	H	Youngstown St.	4	12
				121	A	Pittsburgh	3	7	200	H	Youngstown St.	5	9

Non-Div. I Games:

St. Bonaventure

Average RPI Win:		262	WON-LOST RECORD		WINNING PCT. RANK		LAST 10 GAMES		STRENGTH OF SCHEDULE		OPP. STRENGTH OF SCHEDULE		TEAM RPI		ADJ RPI		CONF. RPI		ADJ CONF. RPI		
DIV. I ONLY			6-29-0		.17143	281	0-10-0		118		267		256		.4071	254	21		21		
DIV. I NON-CONF.			6-19-0		.24	256	0-2-0		181		278		258		.40814	254	21		21		
TOTALS		RPI 1-25		RPI 26-50			W-L RECORDS			RPI 51-100			RPI 101-150			RPI 150+					
6-29-0		0-2-0		0-0-0			OVERALL			0-7-0			0-4-0			6-16-0					
4-14-0		0-0-0		0-0-0			HOME			0-6-0			0-3-0			4-5-0					
1-13-0		0-2-0		0-0-0			AWAY			0-1-0			0-0-0			1-10-0					
1-2-0		0-0-0		0-0-0			NEUTRAL			0-0-0			0-1-0			1-1-0					
6-19-0		0-2-0		0-0-0			NON-CONFERENCE			0-1-0			0-4-0			6-12-0					
4-8-0		0-0-0		0-0-0			HOME			0-0-0			0-3-0			4-5-0					
1-9-0		0-2-0		0-0-			AWAY			0-1-0			0-0-0			1-6-0					
1-2-0		0-0-0		0-0-0			NEUTRAL			0-0-0			0-1-0			1-1-0					
0-10-0		0-0-0		0-0-0			CONFERENCE			0-6-0			0-0-0			0-4-0					
0-6-0		0-0-0		0-0-0			HOME			0-6-0			0-0-0			0-0-0					
0-4-0		0-0-0		0-0-0			AWAY			0-0-0			0-0-0			0-4-0					
0-0-0		0-0-0		0-0-0			NEUTRAL			0-0-0			0-0-0			0-0-0					
RPI	S	Opponent		Score		RPI	S	Opponent		Score		RPI	S	Opponent		Score					
8	A	Auburn		0	7				63	A	Samford	0	8	122	N	Nicholls St.		4	13		
8	A	Auburn		0	8				74	H	Eastern Ky.	2	10	142	H	Butler		1	11		
									74	H	Eastern Ky.	0	11	150	H	Loyola Chicago		2	17		
									74	H	Eastern Ky.	3	11	150	H	Loyola Chicago		3	11		
									79	H	Jacksonville St.	3	11	156	H	Evansville		3	9		
									79	H	Jacksonville St.	2	10	157	A	Middle Tenn.		0	3		
									79	H	Jacksonville St.	0	11	157	H	Middle Tenn.		0	1		
															161	H	ETSU		1	9	
															172	A	Georgia Tech		0	6	
															172	A	Georgia Tech		0	5	
															176	H	La.-Monroe		3	4	
															179	A	Southeastern La.		1	5	
															179	A	Southeastern La.		0	8	
															190	A	UT Martin		7	8	
															190	A	UT Martin		1	6	
															200	H	Youngstown St.		7	5	
															200	H	Youngstown St.		2	13	
															217	A	Southeast Mo. St.		2	7	
															217	A	Southeast Mo. St.		0	9	
															245	A	Alabama St.		4	11	
															245	A	Alabama St.		8	0	
															251	N	Buffalo		1	7	
															267	N	Mississippi Val.		10	2	
															273	H	Northern Ky.		3	1	
															294	H	Southern U.		8	6	
															294	H	Southern U.		11	2	

Non-Div. I Games: Edward Waters 8 3

Tennessee St.

Average RPI Win: 247		WON-LOST	WINNING	LAST 10	STRENGTH OF		OPP. STRENGTH	TEAM	ADJ		CONF.	ADJ CONF.						
Average RPI Loss: 176		RECORD	PCT. RANK	GAMES	SCHEDULE		OF SCHEDULE	RPI	RPI		RPI	RPI						
DIV. I ONLY		12-15-0	.44444	180	6-4-0		288	220	254	.40294	255	30	30					
DIV. I NON-CONF.		12-15-0	.44444	179	6-4-0		293	227	257	.40294	265	30	30					
<hr/>																		
TOTALS		RPI 1-25		RPI 26-50		W-L RECORDS		RPI 51-100		RPI 101-150		RPI 150+						
12-15-0		0-0-0		0-0-0		OVERALL		0-2-0		1-4-0		11-9-0						
3-2-0		0-0-0		0-0-0		HOME		0-0-0		0-0-0		3-2-0						
2-1-0		0-0-0		0-0-0		AWAY		0-0-0		0-0-0		2-1-0						
7-12-0		0-0-0		0-0-0		NEUTRAL		0-2-0		1-4-0		6-6-0						
12-15-0		0-0-0		0-0-0		NON-CONFERENCE		0-2-0		1-4-0		11-9-0						
3-2-0		0-0-0		0-0-0		HOME		0-0-0		0-0-0		3-2-0						
2-1-0		0-0-0		0-0-		AWAY		0-0-0		0-0-0		2-1-0						
7-12-0		0-0-0		0-0-0		NEUTRAL		0-2-0		1-4-0		6-6-0						
0-0-0		0-0-0		0-0-0		CONFERENCE		0-0-0		0-0-0		0-0-0						
0-0-0		0-0-0		0-0-0		HOME		0-0-0		0-0-0		0-0-0						
0-0-0		0-0-0		0-0-0		AWAY		0-0-0		0-0-0		0-0-0						
0-0-0		0-0-0		0-0-0		NEUTRAL		0-0-0		0-0-0		0-0-0						
RPI	S	Opponent	Score	RPI	S	Opponent	Score	RPI	S	Opponent	Score	RPI	S	Opponent	Score			
								52	N	Northwestern	0	10		101	N	Lipscomb	2	7
								60	N	Lehigh	0	4		119	N	Rutgers	3	9
														142	N	Butler	2	5
														146	N	Army West Point	6	7
														150	N	Loyola Chicago	5	3
														183	N	Western Mich.	0	5
														187	H	Maine	1	3
														187	H	Maine	2	9
														187	H	Maine	4	2
														220	N	Green Bay	3	5
														220	N	Green Bay	1	7
														221	N	Western Ill.	2	6
														225	N	Florida A&M	3	2
														242	N	Princeton	3	1
														242	N	Princeton	3	2
														251	N	Buffalo	3	1
														257	N	Rhode Island	3	4
														270	N	UMass Lowell	2	1
														270	N	UMass Lowell	5	3
														273	N	Northern Ky.	2	4
														275	A	Hartford	3	0
														275	A	Hartford	1	3
														276	A	Hampton	8	1
														285	H	Fairleigh Dickinson	8	2
														285	H	Fairleigh Dickinson	7	1
LAST 10 GAMES																		
				275	A	Hartford	3	0						187	H	Maine	1	3
				275	A	Hartford	1	3						187	H	Maine	4	2
				285	H	Fairleigh Dickinson	7	1						119	N	Rutgers	3	9
				285	H	Fairleigh Dickinson	8	2						225	N	Florida A&M	3	2
				187	H	Maine	2	9						270	N	UMass Lowell	5	3

Non-Div. I Games:

Quinnipiac

Average RPI Win:		263	WON-LOST RECORD		WINNING PCT. RANK		LAST 10 GAMES		STRENGTH OF SCHEDULE		OPP. STRENGTH OF SCHEDULE		TEAM RPI		ADJ RPI		CONF. RPI		ADJ CONF. RPI		
DIV. I ONLY			7-17-0		.29167 245		4-6-0		229		268		260		.40101 256		32		32		
DIV. I NON-CONF.			2-12-0		.14286 279		0-2-0		52		43		212		.4404 214		32		32		
TOTALS		RPI 1-25		RPI 26-50		W-L RECORDS		RPI 51-100		RPI 101-150		RPI 150+									
7-17-0		0-3-0		0-0-0		OVERALL		0-5-0		1-2-0		6-7-0									
3-3-0		0-0-0		0-0-0		HOME		0-0-0		0-0-0		3-3-0									
2-10-0		0-3-0		0-0-0		AWAY		0-5-0		0-1-0		2-1-0									
2-4-0		0-0-0		0-0-0		NEUTRAL		0-0-0		1-1-0		1-3-0									
2-12-0		0-3-0		0-0-0		NON-CONFERENCE		0-5-0		1-2-0		1-2-0									
0-0-0		0-0-0		0-0-0		HOME		0-0-0		0-0-0		0-0-0									
0-9-0		0-3-0		0-0-		AWAY		0-5-0		0-1-0		0-0-0									
2-3-0		0-0-0		0-0-0		NEUTRAL		0-0-0		1-1-0		1-2-0									
5-5-0		0-0-0		0-0-0		CONFERENCE		0-0-0		0-0-0		5-5-0									
3-3-0		0-0-0		0-0-0		HOME		0-0-0		0-0-0		3-3-0									
2-1-0		0-0-0		0-0-0		AWAY		0-0-0		0-0-0		2-1-0									
0-1-0		0-0-0		0-0-0		NEUTRAL		0-0-0		0-0-0		0-1-0									
RPI	S	Opponent		Score		RPI	S	Opponent		Score		RPI	S	Opponent		Score					
3	A	La.-Lafayette		0	12					76	A	Southern Miss.		5	8	119	N	Rutgers		0	10
3	A	La.-Lafayette		0	9					76	A	Southern Miss.		0	11	119	N	Rutgers		2	1
4	A	Alabama		0	8					83	A	Northwestern St.		0	8	138	A	Lamar		6	7
										83	A	Northwestern St.		3	18	212	N	Incarnate Word		4	7
										95	A	Louisiana Tech		0	12	212	N	Incarnate Word		0	1
																241	N	Texas Southern		2	6
																245	H	Alabama St.		1	9
																245	H	Alabama St.		1	3
																245	H	Alabama St.		6	7
																263	N	Northern Colo.		7	0
																290	A	Prairie View		9	2
																290	A	Prairie View		7	4
																290	A	Prairie View		7	9
																294	H	Southern U.		5	1
																294	H	Southern U.		12	0
																294	H	Southern U.		6	5
LAST 10 GAMES																					
						245	H	Alabama St.		1	3	290	A	Prairie View		7	4				
						245	H	Alabama St.		1	9	290	A	Prairie View		9	2				
						245	H	Alabama St.		6	7	4	A	Alabama		0	8				
						95	A	Louisiana Tech		0	12	294	H	Southern U.		5	1				
						290	A	Prairie View		7	9	294	H	Southern U.		12	0				
Non-Div. I Games:		Kentucky St.		7	0	Mississippi Col.		0	4	Mississippi Col.		3	14	Kentucky St.		2	1	Alcorn			

Average RPI Win:	231	WON-LOST RECORD	WINNING PCT. RANK	LAST 10 GAMES	STRENGTH OF SCHEDULE	OPP. STRENGTH OF SCHEDULE	TEAM RPI	ADJ RPI	CONF. RPI	ADJ CONF. RPI			
DIV. I ONLY		10-14-0	.41667	197	4-6-0	262	280	250	.40096	257	22	22	
DIV. I NON-CONF.		9-10-0	.47368	169	3-2-0	279	288	244	.40713	256	22	22	
<hr/>													
TOTALS	RPI 1-25	RPI 26-50		W-L RECORDS		RPI 51-100		RPI 101-150		RPI 150+			
10-14-0	0-0-0	0-0-0		OVERALL		0-0-0		1-2-0		9-12-0			
2-2-0	0-0-0	0-0-0		HOME		0-0-0		0-1-0		2-1-0			
5-5-0	0-0-0	0-0-0		AWAY		0-0-0		1-1-0		4-4-0			
3-7-0	0-0-0	0-0-0		NEUTRAL		0-0-0		0-0-0		3-7-0			
<hr/>													
9-10-0	0-0-0	0-0-0		NON-CONFERENCE		0-0-0		1-1-0		8-9-0			
2-1-0	0-0-0	0-0-0		HOME		0-0-0		0-0-0		2-1-0			
4-3-0	0-0-0	0-0-		AWAY		0-0-0		1-1-0		3-2-0			
3-6-0	0-0-0	0-0-0		NEUTRAL		0-0-0		0-0-0		3-6-0			
<hr/>													
1-4-0	0-0-0	0-0-0		CONFERENCE		0-0-0		0-1-0		1-3-0			
0-1-0	0-0-0	0-0-0		HOME		0-0-0		0-1-0		0-0-0			
1-2-0	0-0-0	0-0-0		AWAY		0-0-0		0-0-0		1-2-0			
0-1-0	0-0-0	0-0-0		NEUTRAL		0-0-0		0-0-0		0-1-0			
<hr/>													
RPI	S	Opponent	Score	RPI	S	Opponent	Score	RPI	S	Opponent	Score		
								117	A	UNCW	3	10	
								120	H	Dayton	5	12	
								144	A	Liberty	7	3	
								187	H	Maine	0	9	
								187	H	Maine	10	9	
								188	H	Harvard	4	2	
								191	N	Delaware St.	2	3	
								191	N	Delaware St.	2	11	
								199	A	George Mason	2	0	
								199	A	George Mason	0	4	
								199	A	George Mason	1	4	
								240	N	La Salle	4	6	
								251	N	Buffalo	5	13	
								255	N	Quinnipiac	4	3	
								261	N	Lafayette	2	1	
								261	N	Lafayette	8	11	
								262	A	Norfolk St.	9	6	
								262	A	Norfolk St.	3	2	
								262	A	Norfolk St.	3	4	
								262	A	Norfolk St.	4	8	
								262	N	Norfolk St.	2	10	
								262	N	Norfolk St.	0	8	
								276	A	Hampton	9	3	
								280	N	Sacred Heart	3	0	
<hr/>													
				LAST 10 GAMES									
				120	H	Dayton	5	12	199	A	George Mason	0	4
				187	H	Maine	0	9	188	H	Harvard	4	2
				187	H	Maine	10	9	240	N	La Salle	4	6
				199	A	George Mason	1	4	262	N	Norfolk St.	0	8
				199	A	George Mason	2	0	144	A	Liberty	7	3

Non-Div. I Games:

Rhode Island

UMBC

Average RPI Win: 257		WON-LOST RECORD	WINNING PCT. RANK		LAST 10 GAMES	STRENGTH OF SCHEDULE	OPP. STRENGTH OF SCHEDULE	TEAM RPI	ADJ RPI		CONF. RPI	ADJ CONF. RPI
Average RPI Loss: 188												
DIV. I ONLY		16-20-0	.44444	180	4-6-0	260	293	247	.40053	259	26	28
DIV. I NON-CONF.		15-15-0	.5	141	3-1-0	281	295	248	.40394	262	28	28
<hr/>												
TOTALS		RPI 1-25		RPI 26-50		W-L RECORDS		RPI 51-100		RPI 101-150		RPI 150+
16-20-0		0-0-0		0-0-0		OVERALL		0-2-0		1-3-0		15-15-0
13-8-0		0-0-0		0-0-0		HOME		0-0-0		0-0-0		13-8-0
2-8-0		0-0-0		0-0-0		AWAY		0-2-0		0-1-0		2-5-0
1-4-0		0-0-0		0-0-0		NEUTRAL		0-0-0		1-2-0		0-2-0
15-15-0		0-0-0		0-0-0		NON-CONFERENCE		0-2-0		1-3-0		14-10-0
12-6-0		0-0-0		0-0-0		HOME		0-0-0		0-0-0		12-6-0
2-5-0		0-0-0		0-0-		AWAY		0-2-0		0-1-0		2-2-0
1-4-0		0-0-0		0-0-0		NEUTRAL		0-0-0		1-2-0		0-2-0
1-5-0		0-0-0		0-0-0		CONFERENCE		0-0-0		0-0-0		1-5-0
1-2-0		0-0-0		0-0-0		HOME		0-0-0		0-0-0		1-2-0
0-3-0		0-0-0		0-0-0		AWAY		0-0-0		0-0-0		0-3-0
0-0-0		0-0-0		0-0-0		NEUTRAL		0-0-0		0-0-0		0-0-0
RPI S	Opponent	Score	RPI S	Opponent	Score	RPI S	Opponent	Score	RPI S	Opponent	Score	
						51 A	Grand Canyon	0 18	108 A	Towson	3 13	
						51 A	Grand Canyon	0 9	122 N	Nicholls St.	6 5	
									130 N	Loyola Marymount	6 10	
									130 N	Loyola Marymount	2 7	
									157 N	Middle Tenn.	4 8	
									157 N	Middle Tenn.	4 5	
									168 H	Marist	1 4	
									180 A	Binghamton	0 6	
									180 A	Binghamton	2 3	
									180 A	Binghamton	2 10	
									184 H	Siena	6 1	
									207 H	Stony Brook	0 7	
									207 H	Stony Brook	6 3	
									207 H	Stony Brook	0 8	
									218 H	Brown	5 3	
									218 H	Brown	1 5	
									245 A	Alabama St.	0 3	
									245 A	Alabama St.	15 4	
									261 H	Lafayette	11 0	
									261 H	Lafayette	0 3	
									276 A	Hampton	12 3	
									276 A	Hampton	1 7	
									278 H	Morgan St.	3 2	
									278 H	Morgan St.	4 1	
									285 H	Fairleigh Dickinson	6 7	
									285 H	Fairleigh Dickinson	9 0	
									287 H	Howard	4 6	
LAST 10 GAMES												
			180 A	Binghamton	2 3	295 H	Coppin St.	8 5				
			180 A	Binghamton	0 6	295 H	Coppin St.	10 2				
			180 A	Binghamton	2 10	207 H	Stony Brook	0 7				
			218 H	Brown	5 3	207 H	Stony Brook	6 3				
			218 H	Brown	1 5	207 H	Stony Brook	0 8				

Non-Div. I Games:

UMBC

RPI	S	Opponent	Score	
287	H	Howard	8	5
291	H	UMES	2	6
291	H	UMES	4	0
295	H	Coppin St.	8	5
295	H	Coppin St.	10	2
295	H	Coppin St.	11	2
295	H	Coppin St.	6	1

UMBC

U
M
B
C

U
M
B
C

Wagner

Average RPI Win: 228		WON-LOST	WINNING	LAST 10	STRENGTH OF		OPP. STRENGTH	TEAM	ADJ		CONF.	ADJ CONF.	
Average RPI Loss: 193		RECORD	PCT. RANK	GAMES	SCHEDULE		OF SCHEDULE	RPI	RPI		RPI	RPI	
DIV. I ONLY		11-16-0	.40741	200	4-6-0		279	247	259	.39601	260	29	29
DIV. I NON-CONF.		11-12-0	.47826	162	4-2-0		288	276	250	.40771	255	29	29
TOTALS		RPI 1-25	RPI 26-50		W-L RECORDS		RPI 51-100		RPI 101-150		RPI 150+		
11-16-0	0-0-0	0-0-0		OVERALL		0-0-0		1-4-0		10-12-0			
0-4-0	0-0-0	0-0-0		HOME		0-0-0		0-2-0		0-2-0			
5-4-0	0-0-0	0-0-0		AWAY		0-0-0		1-1-0		4-3-0			
6-8-0	0-0-0	0-0-0		NEUTRAL		0-0-0		0-1-0		6-7-0			
11-12-0	0-0-0	0-0-0		NON-CONFERENCE		0-0-0		1-2-0		10-10-0			
0-0-0	0-0-0	0-0-0		HOME		0-0-0		0-0-0		0-0-0			
5-4-0	0-0-0	0-0-		AWAY		0-0-0		1-1-0		4-3-0			
6-8-0	0-0-0	0-0-0		NEUTRAL		0-0-0		0-1-0		6-7-0			
0-4-0	0-0-0	0-0-0		CONFERENCE		0-0-0		0-2-0		0-2-0			
0-4-0	0-0-0	0-0-0		HOME		0-0-0		0-2-0		0-2-0			
0-0-0	0-0-0	0-0-0		AWAY		0-0-0		0-0-0		0-0-0			
0-0-0	0-0-0	0-0-0		NEUTRAL		0-0-0		0-0-0		0-0-0			
RPI	S	Opponent	Score	RPI	S	Opponent	Score	RPI	S	Opponent	Score		
								107	A	Stetson	6 0		
								107	A	Stetson	5 13		
								108	N	Towson	2 3		
								111	H	Saint Francis (PA)	2 10		
								111	H	Saint Francis (PA)	1 7		
								159	A	St. John's (NY)	3 11		
								175	H	Robert Morris	5 6		
								175	H	Robert Morris	5 6		
								180	N	Binghamton	3 1		
								180	N	Binghamton	9 0		
								190	N	UT Martin	1 4		
								199	N	George Mason	2 6		
								213	N	Appalachian St.	5 3		
								218	N	Brown	2 3		
								227	A	Yale	5 1		
								227	A	Yale	0 1		
								236	N	Fairfield	2 5		
								243	N	Bethune-Cookman	3 1		
								243	N	Bethune-Cookman	8 7		
								261	A	Lafayette	1 5		
								261	A	Lafayette	4 2		
LAST 10 GAMES								263	N	Canisius	0 3		
								273	N	Northern Ky.	3 4		
								273	N	Northern Ky.	9 15		
								282	N	Rider	14 5		
								288	A	Saint Peter's	6 2		
								288	A	Saint Peter's	11 0		

Non-Div. I Games:

Wagner

Average RPI Win: 254		WON-LOST	WINNING	LAST 10	STRENGTH OF		OPP. STRENGTH	TEAM	ADJ		CONF.	ADJ CONF.			
Average RPI Loss: 180		RECORD	PCT. RANK	GAMES	SCHEDULE		OF SCHEDULE	RPI	RPI		RPI	RPI			
DIV. I ONLY		7-20-0	.25926	256	1-9-0		177	288	258	.3954	261	23	24		
DIV. I NON-CONF.		7-14-0	.33333	218	1-3-0		252	294	269	.38648	270	25	25		
TOTALS		RPI 1-25	RPI 26-50		W-L RECORDS		RPI 51-100		RPI 101-150		RPI 150+				
7-20-0		0-0-0	0-0-0		OVERALL		0-3-0		0-4-0		7-13-0				
1-4-0		0-0-0	0-0-0		HOME		0-0-0		0-0-0		1-4-0				
3-14-0		0-0-0	0-0-0		AWAY		0-3-0		0-4-0		3-7-0				
3-2-0		0-0-0	0-0-0		NEUTRAL		0-0-0		0-0-0		3-2-0				
7-14-0		0-0-0	0-0-0		NON-CONFERENCE		0-0-0		0-4-0		7-10-0				
1-1-0		0-0-0	0-0-0		HOME		0-0-0		0-0-0		1-1-0				
3-11-0		0-0-0	0-0-		AWAY		0-0-0		0-4-0		3-7-0				
3-2-0		0-0-0	0-0-0		NEUTRAL		0-0-0		0-0-0		3-2-0				
0-6-0		0-0-0	0-0-0		CONFERENCE		0-3-0		0-0-0		0-3-0				
0-3-0		0-0-0	0-0-0		HOME		0-0-0		0-0-0		0-3-0				
0-3-0		0-0-0	0-0-0		AWAY		0-3-0		0-0-0		0-0-0				
0-0-0		0-0-0	0-0-0		NEUTRAL		0-0-0		0-0-0		0-0-0				
RPI	S	Opponent	Score	RPI	S	Opponent	Score	RPI	S	Opponent	Score	RPI	S	Opponent	Score
							60 A Lehigh	1 4			111 A Saint Francis (PA)	0 7			
							60 A Lehigh	4 5			111 A Saint Francis (PA)	1 9			
							60 A Lehigh	1 7			117 A UNCW	0 4			
											117 A UNCW	0 4			
											178 H Bucknell	0 7			
											178 H Bucknell	2 12			
											178 H Bucknell	3 6			
											191 N Delaware St.	10 3			
											194 A Penn	1 2			
											194 A Penn	0 4			
											222 A George Washington	0 5			
											222 A George Washington	2 3			
											235 A Drexel	3 1			
											235 A Drexel	1 9			
											257 N Rhode Island	1 2			
											257 N Rhode Island	11 8			
											259 A UMBC	0 11			
											259 A UMBC	3 0			
											260 H Wagner	2 4			
											260 H Wagner	5 1			
											287 A Howard	10 6			
											287 A Howard	3 4			
											291 N UMES	6 7			
											291 N UMES	4 3			
LAST 10 GAMES															
				178 H Bucknell	2 12	60 A Lehigh	1 4								
				178 H Bucknell	0 7	60 A Lehigh	1 7								
				178 H Bucknell	3 6	60 A Lehigh	4 5								
				235 A Drexel	3 1	111 A Saint Francis (PA)	0 7								
				235 A Drexel	1 9	111 A Saint Francis (PA)	1 9								

Non-Div. I Games:

Lafayette

[illegible]

Non-Div. I Games:

Norfolk St.

Average RPI Win: 221		WON-LOST	WINNING	LAST 10	STRENGTH OF		OPP. STRENGTH	TEAM	ADJ	CONF.	ADJ CONF.
Average RPI Loss: 140		RECORD	PCT. RANK	GAMES	SCHEDULE		OF SCHEDULE	RPI	RPI	RPI	RPI
DIV. I ONLY		4-24-0	.14286	285	1-9-0		156	240	264	.3938	263
DIV. I NON-CONF.		4-18-0	.18182	268	1-3-0		154	262	267	.40379	263
TOTALS		RPI 1-25	RPI 26-50		W-L RECORDS		RPI 51-100		RPI 101-150		RPI 150+
4-24-0	0-0-0	0-2-0		OVERALL		0-7-0		0-4-0		4-11-0	
0-6-0	0-0-0	0-0-0		HOME		0-0-0		0-1-0		0-5-0	
1-14-0	0-0-0	0-2-0		AWAY		0-7-0		0-3-0		1-2-0	
3-4-0	0-0-0	0-0-0		NEUTRAL		0-0-0		0-0-0		3-4-0	
4-18-0	0-0-0	0-2-0		NON-CONFERENCE		0-4-0		0-4-0		4-8-0	
0-3-0	0-0-0	0-0-0		HOME		0-0-0		0-1-0		0-2-0	
1-11-0	0-0-0	0-0-		AWAY		0-4-0		0-3-0		1-2-0	
3-4-0	0-0-0	0-0-0		NEUTRAL		0-0-0		0-0-0		3-4-0	
0-6-0	0-0-0	0-0-0		CONFERENCE		0-3-0		0-0-0		0-3-0	
0-3-0	0-0-0	0-0-0		HOME		0-0-0		0-0-0		0-3-0	
0-3-0	0-0-0	0-0-0		AWAY		0-3-0		0-0-0		0-0-0	
0-0-0	0-0-0	0-0-0		NEUTRAL		0-0-0		0-0-0		0-0-0	
RPI S	Opponent	Score		RPI S	Opponent	Score		RPI S	Opponent	Score	
49 A	Wichita St.	1	10	59 A	UT Arlington	0	8	133 A	Colorado St.	2	10
49 A	Wichita St.	0	8	78 A	Weber St.	2	7	133 H	Colorado St.	9	14
				78 A	Weber St.	0	10	138 A	Lamar	3	6
				78 A	Weber St.	1	11	138 A	Lamar	0	6
				92 A	New Mexico	3	7	163 H	Omaha	1	8
				92 A	New Mexico	3	8	163 H	Omaha	0	9
				92 A	New Mexico	1	10	171 H	Montana	6	9
								171 H	Montana	4	6
								171 H	Montana	6	10
								198 A	Utah St.	7	16
								198 A	Utah St.	4	14
								198 A	Utah St.	9	8
								212 N	Incarnate Word	6	2
								214 N	Missouri St.	0	8
								214 N	Missouri St.	0	6
								234 N	Detroit	5	4
								241 N	Texas Southern	1	0
								241 N	Texas Southern	9	10
								256 N	Alcorn	0	7
LAST 10 GAMES											
78 A	Weber St.	0	10	171 H	Montana	6	10				
78 A	Weber St.	1	11	198 A	Utah St.	4	14				
78 A	Weber St.	2	7	198 A	Utah St.	9	8				
171 H	Montana	4	6	198 A	Utah St.	7	16				
171 H	Montana	6	9	133 H	Colorado St.	9	14				

Non-Div. I Games:

Northern Colo.

Average RPI Win: 241		WON-LOST	WINNING	LAST 10	STRENGTH OF		OPP. STRENGTH	TEAM	ADJ		CONF.	ADJ CONF.			
Average RPI Loss: 168		RECORD	PCT. RANK	GAMES	SCHEDULE		OF SCHEDULE	RPI	RPI		RPI	RPI			
DIV. I ONLY		9-20-0	.31034	238	5-5-0		252	257	262	.3938	263	30	30		
DIV. I NON-CONF.		9-20-0	.31034	231	5-5-0		259	266	268	.3938	269	30	30		
TOTALS		RPI 1-25	RPI 26-50		W-L RECORDS		RPI 51-100		RPI 101-150		RPI 150+				
9-20-0		0-0-0	0-1-0		OVERALL		0-3-0		1-4-0		8-12-0				
1-0-0		0-0-0	0-0-0		HOME		0-0-0		0-0-0		1-0-0				
3-6-0		0-0-0	0-1-0		AWAY		0-0-0		1-1-0		2-4-0				
5-14-0		0-0-0	0-0-0		NEUTRAL		0-3-0		0-3-0		5-8-0				
9-20-0		0-0-0	0-1-0		NON-CONFERENCE		0-3-0		1-4-0		8-12-0				
1-0-0		0-0-0	0-0-0		HOME		0-0-0		0-0-0		1-0-0				
3-6-0		0-0-0	0-0-		AWAY		0-0-0		1-1-0		2-4-0				
5-14-0		0-0-0	0-0-0		NEUTRAL		0-3-0		0-3-0		5-8-0				
0-0-0		0-0-0	0-0-0		CONFERENCE		0-0-0		0-0-0		0-0-0				
0-0-0		0-0-0	0-0-0		HOME		0-0-0		0-0-0		0-0-0				
0-0-0		0-0-0	0-0-0		AWAY		0-0-0		0-0-0		0-0-0				
0-0-0		0-0-0	0-0-0		NEUTRAL		0-0-0		0-0-0		0-0-0				
RPI	S	Opponent	Score	RPI	S	Opponent	Score	RPI	S	Opponent	Score	RPI	S	Opponent	Score
				32	A	Cal St. Fullerton	0 8	61	N	San Diego St.	2 14	108	N	Towson	5 6
								78	N	Weber St.	5 10	111	N	Saint Francis (PA)	1 9
								78	N	Weber St.	2 6	127	A	UC Riverside	1 6
												127	A	UC Riverside	4 1
												132	N	UTSA	2 3
												166	A	Winthrop	7 8
												193	N	Akron	1 5
												193	N	Akron	0 3
												199	A	George Mason	1 9
												213	N	Appalachian St.	2 8
												218	N	Brown	1 5
												221	N	Western Ill.	1 2
												221	N	Western Ill.	0 8
												222	A	George Washington	3 4
												233	N	Gardner-Webb	1 2
												238	N	IUPUI	5 3
												238	N	IUPUI	5 2
												249	N	Georgetown	4 1
												251	A	Buffalo	4 1
												251	H	Buffalo	7 6
												260	N	Wagner	3 0
												269	A	Columbia	5 0
												269	A	Columbia	1 3
												285	N	Fairleigh Dickinson	6 0
												285	N	Fairleigh Dickinson	3 4
LAST 10 GAMES				251	H	Buffalo	7 6	269	A	Columbia	5 0	269	A	Columbia	1 3
				251	A	Buffalo	4 1	199	A	George Mason	1 9	285	N	Fairleigh Dickinson	6 0
				269	A	Columbia	1 3	249	N	Georgetown	4 1	285	N	Fairleigh Dickinson	3 4
				285	N	Fairleigh Dickinson	3 4	111	N	Saint Francis (PA)	1 9				
				285	N	Fairleigh Dickinson	6 0	193	N	Akron	0 3				

Non-Div. I Games:

Canisius

Average RPI Win: 268		WON-LOST	WINNING	LAST 10	STRENGTH OF		OPP. STRENGTH	TEAM	ADJ		CONF.	ADJ CONF.						
Average RPI Loss: 185		RECORD	PCT. RANK	GAMES	SCHEDULE		OF SCHEDULE	RPI	RPI		RPI	RPI						
DIV. I ONLY		13-19-0	.40625	202	3-7-0		285	285	270	.38813	266	31						
DIV. I NON-CONF.		5-15-0	.25	250	1-3-0		210	275	264	.40325	264	31						
TOTALS		RPI 1-25	RPI 26-50		W-L RECORDS		RPI 51-100		RPI 101-150		RPI 150+							
13-19-0		0-0-0	0-0-0		OVERALL		0-2-0		1-6-0		12-11-0							
9-6-0		0-0-0	0-0-0		HOME		0-0-0		0-0-0		9-6-0							
3-6-0		0-0-0	0-0-0		AWAY		0-1-0		1-3-0		2-2-0							
1-7-0		0-0-0	0-0-0		NEUTRAL		0-1-0		0-3-0		1-3-0							
5-15-0		0-0-0	0-0-0		NON-CONFERENCE		0-2-0		1-6-0		4-7-0							
1-2-0		0-0-0	0-0-0		HOME		0-0-0		0-0-0		1-2-0							
3-6-0		0-0-0	0-0-		AWAY		0-1-0		1-3-0		2-2-0							
1-7-0		0-0-0	0-0-0		NEUTRAL		0-1-0		0-3-0		1-3-0							
8-4-0		0-0-0	0-0-0		CONFERENCE		0-0-0		0-0-0		8-4-0							
8-4-0		0-0-0	0-0-0		HOME		0-0-0		0-0-0		8-4-0							
0-0-0		0-0-0	0-0-0		AWAY		0-0-0		0-0-0		0-0-0							
0-0-0		0-0-0	0-0-0		NEUTRAL		0-0-0		0-0-0		0-0-0							
RPI	S	Opponent	Score	RPI	S	Opponent	Score	RPI	S	Opponent	Score	RPI	S	Opponent	Score			
								66	N	Western Caro.	4	10	123	A	Charleston So.	1	3	
								100	A	Delaware	0	9	123	A	Charleston So.	2	10	
													124	A	Elon	4	1	
													124	A	Elon	4	14	
													139	N	Villanova	1	9	
													145	N	Albany (NY)	3	6	
													145	N	Albany (NY)	9	10	
													181	N	Boston U.	0	8	
													195	N	Manhattan	6	7	
													215	H	Campbell	1	6	
													233	A	Gardner-Webb	3	5	
													233	A	Gardner-Webb	3	5	
													235	H	Drexel	7	10	
													235	H	Drexel	3	2	
													235	N	Drexel	0	1	
													243	H	Bethune-Cookman	2	12	
													243	H	Bethune-Cookman	2	9	
													243	H	Bethune-Cookman	2	5	
													262	H	Norfolk St.	7	6	
													262	H	Norfolk St.	10	5	
													282	A	Rider	9	5	
													282	A	Rider	11	6	
													285	N	Fairleigh Dickinson	12	5	
													289	H	South Carolina St.	10	1	
													289	H	South Carolina St.	5	8	
													289	H	South Carolina St.	9	0	
													291	H	UMES	3	1	
LAST 10 GAMES				243	H	Bethune-Cookman	2	12	289	H	South Carolina St.	9	0	285	N	Fairleigh Dickinson	12	5
				243	H	Bethune-Cookman	2	9	289	H	South Carolina St.	5	8	289	H	South Carolina St.	10	1
				243	H	Bethune-Cookman	2	5	289	H	South Carolina St.	10	1	289	H	South Carolina St.	5	8
				233	A	Gardner-Webb	3	5	235	H	Drexel	7	10	289	H	South Carolina St.	9	0
				233	A	Gardner-Webb	3	5	235	H	Drexel	3	2	291	H	UMES	3	1

Non-Div. I Games:

N.C. A&T

RPI	S	Opponent	Score	
291	H	UMES	3	1
295	H	Coppin St.	10	3
295	H	Coppin St.	6	1

N.C. A&T

N
.
C
.
A
&
T

N
.
C
.
A
&
T

Average RPI Win:	266	WON-LOST RECORD	WINNING PCT. RANK	LAST 10 GAMES	STRENGTH OF SCHEDULE	OPP. STRENGTH OF SCHEDULE	TEAM RPI	ADJ RPI	CONF. RPI	ADJ CONF. RPI		
DIV. I ONLY		8-18-0	.30769	240	5-5-0	257	282	273	.38707	267	32	32
DIV. I NON-CONF.		2-14-0	.125	281	0-1-0	122	191	266	.40259	266	32	32
<hr/>												
TOTALS	RPI 1-25	RPI 26-50		W-L RECORDS		RPI 51-100		RPI 101-150		RPI 150+		
8-18-0	0-1-0	0-0-0		OVERALL		0-3-0		0-4-0		8-10-0		
1-3-0	0-0-0	0-0-0		HOME		0-1-0		0-0-0		1-2-0		
4-4-0	0-0-0	0-0-0		AWAY		0-1-0		0-0-0		4-3-0		
3-11-0	0-1-0	0-0-0		NEUTRAL		0-1-0		0-4-0		3-5-0		
<hr/>												
2-14-0	0-1-0	0-0-0		NON-CONFERENCE		0-3-0		0-4-0		2-6-0		
0-1-0	0-0-0	0-0-0		HOME		0-1-0		0-0-0		0-0-0		
0-2-0	0-0-0	0-0-		AWAY		0-1-0		0-0-0		0-1-0		
2-11-0	0-1-0	0-0-0		NEUTRAL		0-1-0		0-4-0		2-5-0		
<hr/>												
6-4-0	0-0-0	0-0-0		CONFERENCE		0-0-0		0-0-0		6-4-0		
1-2-0	0-0-0	0-0-0		HOME		0-0-0		0-0-0		1-2-0		
4-2-0	0-0-0	0-0-0		AWAY		0-0-0		0-0-0		4-2-0		
1-0-0	0-0-0	0-0-0		NEUTRAL		0-0-0		0-0-0		1-0-0		
<hr/>												
RPI	S	Opponent	Score	RPI	S	Opponent	Score	RPI	S	Opponent	Score	
10	N	Baylor	1 11					57	N	Texas St.	0 8	
								95	A	Louisiana Tech	0 6	
								99	H	Central Ark.	0 7	
										</		

Non-Div. I Games: Montevallo 4 5 Montevallo 6 2

Mississippi Val.

Average RPI Win: 231		WON-LOST RECORD	WINNING PCT. RANK	LAST 10 GAMES	STRENGTH OF SCHEDULE	OPP. STRENGTH OF SCHEDULE	TEAM RPI	ADJ RPI		CONF. RPI	ADJ CONF. RPI				
Average RPI Loss: 164															
DIV. I ONLY		10-26-0	.27778 249	3-7-0	256	214	267	.38695	268	25	25				
DIV. I NON-CONF.		9-21-0	.3 234	2-2-0	248	230	261	.40135	267	24	24				
<hr/>															
TOTALS		RPI 1-25		RPI 26-50		W-L RECORDS		RPI 51-100		RPI 101-150		RPI 150+			
10-26-0		0-0-0		0-1-0		OVERALL		0-2-0		1-8-0		9-15-0			
1-5-0		0-0-0		0-0-0		HOME		0-0-0		0-0-0		1-5-0			
2-4-0		0-0-0		0-1-0		AWAY		0-0-0		0-2-0		2-1-0			
7-17-0		0-0-0		0-0-0		NEUTRAL		0-2-0		1-6-0		6-9-0			
9-21-0		0-0-0		0-1-0		NON-CONFERENCE		0-2-0		1-8-0		8-10-0			
0-0-0		0-0-0		0-0-0		HOME		0-0-0		0-0-0		0-0-0			
2-4-0		0-0-0		0-0-		AWAY		0-0-0		0-2-0		2-1-0			
7-17-0		0-0-0		0-0-0		NEUTRAL		0-2-0		1-6-0		6-9-0			
1-5-0		0-0-0		0-0-0		CONFERENCE		0-0-0		0-0-0		1-5-0			
1-5-0		0-0-0		0-0-0		HOME		0-0-0		0-0-0		1-5-0			
0-0-0		0-0-0		0-0-0		AWAY		0-0-0		0-0-0		0-0-0			
0-0-0		0-0-0		0-0-0		NEUTRAL		0-0-0		0-0-0		0-0-0			
RPI	S	Opponent	Score	RPI	S	Opponent	Score	RPI	S	Opponent	Score				
				28	A	Notre Dame	0 5	57	N	Texas St.	0 9				
								68	N	Col. of Charleston	2 11				
										108	N	Towson	5 12		
										118	N	East Carolina	1 5		
										120	N	Dayton	1 8		
										122	N	Nicholls St.	2 3		
										123	A	Charleston So.	2 3		
										123	A	Charleston So.	4 9		
										139	N	Villanova	1 8		
										148	N	Wright St.	4 2		
										148	N	Wright St.	4 6		
										158	A	Chattanooga	7 5		
										163	H	Omaha	11 21		
										163	H	Omaha	1 19		
										163	H	Omaha	6 17		
										174	N	Ill.-Chicago	0 9		
										179	N	Southeastern La.	2 4		
										183	N	Western Mich.	0 4		
										187	N	Maine	4 7		
										190	N	UT Martin	1 6		
										212	N	Incarnate Word	1 5		
										231	H	South Dakota	1 10		
										231	H	South Dakota	6 10		
				LAST 10 GAMES							231	H	South Dakota	3 2	
				163	H	Omaha	1 19	231	H	South Dakota	1 10	234	N	Detroit	3 1
				163	H	Omaha	11 21	231	H	South Dakota	3 2	237	A	Bowling Green	4 9
				163	H	Omaha	6 17	237	A	Bowling Green	6 4	237	A	Bowling Green	6 4
				28	A	Notre Dame	0 5	237	A	Bowling Green	4 9	237	N	Bowling Green	2 1
				231	H	South Dakota	6 10	148	N	Wright St.	4 2	248	N	Cornell	13 7

Non-Div. I Games:

IPFW

RPI	S	Opponent	Score	
249	N	Georgetown	6	13
270	N	UMass Lowell	6	5
273	N	Northern Ky.	8	0
273	N	Northern Ky.	4	9
275	N	Hartford	12	3
283	N	Jackson St.	9	11

IPFW

Average RPI Win: 227		WON-LOST	WINNING	LAST 10	STRENGTH OF		OPP. STRENGTH	TEAM	ADJ	CONF.	ADJ CONF.
Average RPI Loss: 168		RECORD	PCT. RANK	GAMES	SCHEDULE		OF SCHEDULE	RPI	RPI	RPI	RPI
DIV. I ONLY		7-19-0	.26923	253	4-6-0		258	200	272	.38539	269
DIV. I NON-CONF.		5-17-0	.22727	260	2-4-0		273	178	280	.37368	277
TOTALS		RPI 1-25	RPI 26-50		W-L RECORDS		RPI 51-100		RPI 101-150		RPI 150+
7-19-0	0-1-0	0-0-0		OVERALL		0-2-0		0-5-0		7-11-0	
4-4-0	0-0-0	0-0-0		HOME		0-0-0		0-0-0		4-4-0	
0-7-0	0-0-0	0-0-0		AWAY		0-0-0		0-4-0		0-3-0	
3-8-0	0-1-0	0-0-0		NEUTRAL		0-2-0		0-1-0		3-4-0	
5-17-0	0-1-0	0-0-0		NON-CONFERENCE		0-2-0		0-5-0		5-9-0	
2-2-0	0-0-0	0-0-0		HOME		0-0-0		0-0-0		2-2-0	
0-7-0	0-0-0	0-0-0		AWAY		0-0-0		0-4-0		0-3-0	
3-8-0	0-1-0	0-0-0		NEUTRAL		0-2-0		0-1-0		3-4-0	
2-2-0	0-0-0	0-0-0		CONFERENCE		0-0-0		0-0-0		2-2-0	
2-2-0	0-0-0	0-0-0		HOME		0-0-0		0-0-0		2-2-0	
0-0-0	0-0-0	0-0-0		AWAY		0-0-0		0-0-0		0-0-0	
0-0-0	0-0-0	0-0-0		NEUTRAL		0-0-0		0-0-0		0-0-0	
RPI S	Opponent	Score		RPI S	Opponent	Score		RPI S	Opponent	Score	
17 N	Georgia	1	10					96 N	Michigan St.	2	7
								96 N	Michigan St.	2	3
								117 A	UNCW	1	2
								117 A	UNCW	2	4
								117 A	UNCW	1	6
								123 A	Charleston So.	9	10
								123 N	Charleston So.	1	8
								158 N	Chattanooga	2	3
								162 A	Coastal Caro.	3	8
								175 N	Robert Morris	9	1
								181 N	Boston U.	1	5
								207 N	Stony Brook	2	7
								211 N	Maryland	4	5
								211 N	Maryland	4	2
								211 N	Maryland	4	1
								218 H	Brown	4	1
								218 H	Brown	6	7
								222 A	George Washington	4	9
								227 H	Yale	0	1
								227 H	Yale	3	2
								249 A	Georgetown	1	16
								263 H	Canisius	0	5
								263 H	Canisius	3	1
								285 H	Fairleigh Dickinson	9	14
								285 H	Fairleigh Dickinson	7	6
LAST 10 GAMES											
				218 H	Brown	4	1	263 H	Canisius	3	1
				218 H	Brown	6	7	285 H	Fairleigh Dickinson	9	14
				227 H	Yale	3	2	263 H	Canisius	0	5
				227 H	Yale	0	1	117 A	UNCW	1	6
				285 H	Fairleigh Dickinson	7	6	117 A	UNCW	1	2

Non-Div. I Games:

Columbia

Non-Div. I Games:

UMass Lowell

RPI	S	Opponent	Score	
280	A	Sacred Heart	1	3
289	N	South Carolina St.	0	0

UMass Lowell

U
M
a
s
s
L
o
w
e
l
l

U
M
a
s
s
L
o
w
e
l
l

Average RPI Win: 224		WON-LOST RECORD		WINNING PCT. RANK		LAST 10 GAMES		STRENGTH OF SCHEDULE		OPP. STRENGTH OF SCHEDULE		TEAM RPI		ADJ RPI		CONF. RPI		ADJ CONF. RPI	
DIV. I ONLY		4-16-0		.2 272		3-7-0		226		210		274		.38459 271		23		24	
DIV. I NON-CONF.		3-15-0		.16667 272		2-6-0		254		211		283		.36751 283		25		25	
TOTALS		RPI 1-25		RPI 26-50		W-L RECORDS		RPI 51-100		RPI 101-150		RPI 150+							
4-16-0		0-0-0		0-0-0		OVERALL		0-2-0		1-8-0		3-6-0							
1-2-0		0-0-0		0-0-0		HOME		0-0-0		1-2-0		0-0-0							
1-9-0		0-0-0		0-0-0		AWAY		0-2-0		0-4-0		1-3-0							
2-5-0		0-0-0		0-0-0		NEUTRAL		0-0-0		0-2-0		2-3-0							
3-15-0		0-0-0		0-0-0		NON-CONFERENCE		0-2-0		0-7-0		3-6-0							
0-1-0		0-0-0		0-0-0		HOME		0-0-0		0-1-0		0-0-0							
1-9-0		0-0-0		0-0-		AWAY		0-2-0		0-4-0		1-3-0							
2-5-0		0-0-0		0-0-0		NEUTRAL		0-0-0		0-2-0		2-3-0							
1-1-0		0-0-0		0-0-0		CONFERENCE		0-0-0		1-1-0		0-0-0							
1-1-0		0-0-0		0-0-0		HOME		0-0-0		1-1-0		0-0-0							
0-0-0		0-0-0		0-0-0		AWAY		0-0-0		0-0-0		0-0-0							
0-0-0		0-0-0		0-0-0		NEUTRAL		0-0-0		0-0-0		0-0-0							
RPI	S	Opponent		Score		RPI	S	Opponent		Score		RPI	S	Opponent		Score			

Non-Div. I Games:

Colgate

Average RPI Win:	231	WON-LOST	WINNING	LAST 10	STRENGTH OF	OPP. STRENGTH	TEAM	ADJ	CONF.	ADJ CONF.	
Average RPI Loss:	177	RECORD	PCT. RANK	GAMES	SCHEDULE	OF SCHEDULE	RPI	RPI	RPI	RPI	
DIV. I ONLY	5-21-0	.19231	275	1-9-0	197	270	269	.38256	272	23	24
DIV. I NON-CONF.	4-19-0	.17391	270	0-7-0	234	274	281	.36907	282	25	25
<hr/>											
TOTALS	RPI 1-25	RPI 26-50		W-L RECORDS		RPI 51-100		RPI 101-150		RPI 150+	
5-21-0	0-0-0	0-1-0		OVERALL		0-4-0		0-2-0		5-14-0	
0-2-0	0-0-0	0-0-0		HOME		0-0-0		0-0-0		0-2-0	
1-8-0	0-0-0	0-0-0		AWAY		0-2-0		0-0-0		1-6-0	
4-11-0	0-0-0	0-1-0		NEUTRAL		0-2-0		0-2-0		4-6-0	
<hr/>											
4-19-0	0-0-0	0-1-0		NON-CONFERENCE		0-4-0		0-2-0		4-12-0	
0-2-0	0-0-0	0-0-0		HOME		0-0-0		0-0-0		0-2-0	
0-6-0	0-0-0	0-0-		AWAY		0-2-0		0-0-0		0-4-0	
4-11-0	0-0-0	0-1-0		NEUTRAL		0-2-0		0-2-0		4-6-0	
<hr/>											
1-2-0	0-0-0	0-0-0		CONFERENCE		0-0-0		0-0-0		1-2-0	
0-0-0	0-0-0	0-0-0		HOME		0-0-0		0-0-0		0-0-0	
1-2-0	0-0-0	0-0-0		AWAY		0-0-0		0-0-0		1-2-0	
0-0-0	0-0-0	0-0-0		NEUTRAL		0-0-0		0-0-0		0-0-0	
<hr/>											
RPI S	Opponent	Score	RPI S	Opponent	Score	RPI S	Opponent	Score	RPI S	Opponent	Score
			46 N	Indiana	1 4	80 A	FIU	0 7	140 N	Creighton	1 3
						80 A	FIU	1 9	140 N	Creighton	0 2
						100 N	Delaware	0 7	178 A	Bucknell	5 4
						100 N	Delaware	1 7	178 A	Bucknell	3 5
									178 A	Bucknell	1 5
									184 A	Siena	5 8
									184 A	Siena	2 5
									186 N	Providence	5 1
									207 A	Stony Brook	2 11
									207 A	Stony Brook	1 2
									225 N	Florida A&M	1 4
									228 H	Central Conn. St.	0 10
									228 H	Central Conn. St.	0 1
									235 N	Drexel	8 1
									235 N	Drexel	3 8
									236 N	Fairfield	2 10
									244 N	South Dakota St.	5 8
									244 N	South Dakota St.	1 3
									244 N	South Dakota St.	3 14
									276 N	Hampton	10 9
									280 N	Sacred Heart	6 1
<hr/>											
LAST 10 GAMES											
	228 H	Central Conn. St.	0	1	184 A	Siena	5	8			
	228 H	Central Conn. St.	0	10	184 A	Siena	2	5			
	178 A	Bucknell	5	4	207 A	Stony Brook	1	2			
	178 A	Bucknell	3	5	236 N	Fairfield	2	10			
	178 A	Bucknell	1	5	207 A	Stony Brook	2	11			

Non-Div. I Games:

Holy Cross

[illegible]

Non-Div. I Games:

Northern Ky.

RPI	S	Opponent	Score
277	H	Oakland	3 6
277	H	Oakland	2 8

Northern Ky.

N
o
r
t
h
e
r
n
K
y
.

N
o
r
t
h
e
r
n
K
y
.

Average RPI Win: 181		WON-LOST RECORD		WINNING PCT. RANK		LAST 10 GAMES		STRENGTH OF SCHEDULE		OPP. STRENGTH OF SCHEDULE		TEAM RPI		ADJ RPI		CONF. RPI		ADJ CONF. RPI	
DIV. I ONLY		2-24-0		.07692 293		2-8-0		175		157		280		.37804 274		29		29	
DIV. I NON-CONF.		1-23-0		.04167 290		1-7-0		159		127		279		.37845 272		29		29	
TOTALS		RPI 1-25		RPI 26-50		W-L RECORDS		RPI 51-100		RPI 101-150		RPI 150+							
2-24-0		0-1-0		0-1-0		OVERALL		1-8-0		0-4-0		1-10-0							
0-0-0		0-0-0		0-0-0		HOME		0-0-0		0-0-0		0-0-0							
2-13-0		0-1-0		0-0-0		AWAY		1-4-0		0-2-0		1-6-0							
0-11-0		0-0-0		0-1-0		NEUTRAL		0-4-0		0-2-0		0-4-0							
1-23-0		0-1-0		0-1-0		NON-CONFERENCE		1-8-0		0-4-0		0-9-0							
0-0-0		0-0-0		0-0-0		HOME		0-0-0		0-0-0		0-0-0							
1-12-0		0-1-0		0-0-		AWAY		1-4-0		0-2-0		0-5-0							
0-11-0		0-0-0		0-1-0		NEUTRAL		0-4-0		0-2-0		0-4-0							
1-1-0		0-0-0		0-0-0		CONFERENCE		0-0-0		0-0-0		1-1-0							
0-0-0		0-0-0		0-0-0		HOME		0-0-0		0-0-0		0-0-0							
1-1-0		0-0-0		0-0-0		AWAY		0-0-0		0-0-0		1-1-0							
0-0-0		0-0-0		0-0-0		NEUTRAL		0-0-0		0-0-0		0-0-0							
RPI	S	Opponent		Score		RPI	S	Opponent		Score		RPI	S	Opponent		Score			
8	A	Auburn		0 10		28	N	Notre Dame		0 7		56	N	Georgia St.		9 14			
								64 A Boston College		0 2		117	A	UNCW		2 4			
								72 N Syracuse		2 3		118	N	East Carolina		0 1			
								81 A North Carolina St.		1 4		131	N	North Florida		7 8			
								81 A North Carolina St.		8 5		165	A	UConn		2 15			
								84 N Ohio		3 4		165	A	UConn		0 2			
								84 N Ohio		2 3		173	N	Murray St.		0 6			
								85 A UNCG		1 7		173	N	Murray St.		1 2			
								85 A UNCG		3 11		215	A	Campbell		5 11			
												215	A	Campbell		1 6			
												215	A	Campbell		1 2			
												238	N	IUPUI		0 1			
												278	N	Morgan St.		2 6			
												280	A	Sacred Heart		0 1			
												280	A	Sacred Heart		1 0			
LAST 10 GAMES																			
						280	A	Sacred Heart		0 1		81	A	North Carolina St.		8 5			
						280	A	Sacred Heart		1 0		84	N	Ohio		3 4			
						165	A	UConn		2 15		84	N	Ohio		2 3			
						165	A	UConn		0 2		81	A	North Carolina St.		1 4			
						64	A	Boston College		0 2		238	N	IUPUI		0 1			

Non-Div. I Games:

Bryant

Average RPI Win:	215	WON-LOST	WINNING	LAST 10	STRENGTH OF	OPP. STRENGTH	TEAM	ADJ	CONF.	ADJ CONF.				
Average RPI Loss:	180	RECORD	PCT. RANK	GAMES	SCHEDULE	OF SCHEDULE	RPI	RPI	RPI	RPI				
DIV. I ONLY	4-24-0	.14286	285	2-8-0	139	283	271	.37747	275	26	28			
DIV. I NON-CONF.	4-22-0	.15385	275	2-6-0	173	285	274	.37397	276	28	28			
<hr/>														
TOTALS	RPI 1-25	RPI 26-50		W-L RECORDS		RPI 51-100		RPI 101-150		RPI 150+				
4-24-0	0-0-0	0-0-0		OVERALL		0-5-0		0-3-0		4-16-0				
1-5-0	0-0-0	0-0-0		HOME		0-0-0		0-2-0		1-3-0				
0-7-0	0-0-0	0-0-0		AWAY		0-3-0		0-0-0		0-4-0				
3-12-0	0-0-0	0-0-0		NEUTRAL		0-2-0		0-1-0		3-9-0				
<hr/>														
4-22-0	0-0-0	0-0-0		NON-CONFERENCE		0-5-0		0-1-0		4-16-0				
1-3-0	0-0-0	0-0-0		HOME		0-0-0		0-0-0		1-3-0				
0-7-0	0-0-0	0-0-		AWAY		0-3-0		0-0-0		0-4-0				
3-12-0	0-0-0	0-0-0		NEUTRAL		0-2-0		0-1-0		3-9-0				
<hr/>														
0-2-0	0-0-0	0-0-0		CONFERENCE		0-0-0		0-2-0		0-0-0				
0-2-0	0-0-0	0-0-0		HOME		0-0-0		0-2-0		0-0-0				
0-0-0	0-0-0	0-0-0		AWAY		0-0-0		0-0-0		0-0-0				
0-0-0	0-0-0	0-0-0		NEUTRAL		0-0-0		0-0-0		0-0-0				
<hr/>														
RPI	S	Opponent	Score	RPI	S	Opponent	Score	RPI	S	Opponent	Score			
				54 N Kent St.				2	6	105 N Southern Ill.		0	5	
				60 N Lehigh				0	3	145 H Albany (NY)		1	9	
				94 A Longwood				2	10	145 H Albany (NY)		2	6	
				94 A Longwood				4	7	158 N Chattanooga		2	3	
				94 A Longwood				0	10	166 N Winthrop		4	7	
										168 N Marist		1	4	
										172 N Georgia Tech		4	3	
										195 A Manhattan		4	5	
										195 A Manhattan		2	9	
										196 N Monmouth		5	4	
										196 N Monmouth		7	11	
										220 N Green Bay		1	9	
										225 N Florida A&M		4	7	
										228 H Central Conn. St.		0	8	
										228 H Central Conn. St.		0	9	
										233 A Gardner-Webb		0	7	
										233 A Gardner-Webb		2	7	
										237 N Bowling Green		4	2	
										255 H Quinnipiac		3	1	
										255 H Quinnipiac		0	3	
						268 N IPFW		3	12					
						276 N Hampton		1	6					
						276 N Hampton		2	5					
<hr/>														
LAST 10 GAMES				158 N Chattanooga				2	3	276 N Hampton		2	5	
255 H Quinnipiac				0	3	172 N Georgia Tech				4	3			
255 H Quinnipiac				3	1	54 N Kent St.				2	6			
145 H Albany (NY)				1	9	225 N Florida A&M				4	7			
145 H Albany (NY)				2	6	60 N Lehigh				0	3			
168 N Marist				1	4									

Non-Div. I Games:

Hartford

Average RPI Win: 258		WON-LOST	WINNING		LAST 10	STRENGTH OF		OPP. STRENGTH	TEAM	ADJ	CONF.	ADJ CONF.			
Average RPI Loss: 207		RECORD	PCT. RANK		GAMES	SCHEDULE		OF SCHEDULE	RPI	RPI	RPI	RPI			
DIV. I ONLY		12-19-0	.3871	213	5-5-0	283		276	268	.37703	276	31	31		
DIV. I NON-CONF.		8-17-0	.32	227	1-3-0	265		277	270	.38254	271	31	31		
TOTALS		RPI 1-25	RPI 26-50		W-L RECORDS		RPI 51-100		RPI 101-150		RPI 150+				
12-19-0	0-0-0	0-2-0		OVERALL		0-0-0		1-3-0		11-14-0					
6-9-0	0-0-0	0-0-0		HOME		0-0-0		0-0-0		6-9-0					
2-4-0	0-0-0	0-2-0		AWAY		0-0-0		1-1-0		1-1-0					
4-6-0	0-0-0	0-0-0		NEUTRAL		0-0-0		0-2-0		4-4-0					
8-17-0	0-0-0	0-2-0		NON-CONFERENCE		0-0-0		1-3-0		7-12-0					
2-7-0	0-0-0	0-0-0		HOME		0-0-0		0-0-0		2-7-0					
2-4-0	0-0-0	0-0-		AWAY		0-0-0		1-1-0		1-1-0					
4-6-0	0-0-0	0-0-0		NEUTRAL		0-0-0		0-2-0		4-4-0					
4-2-0	0-0-0	0-0-0		CONFERENCE		0-0-0		0-0-0		4-2-0					
4-2-0	0-0-0	0-0-0		HOME		0-0-0		0-0-0		4-2-0					
0-0-0	0-0-0	0-0-0		AWAY		0-0-0		0-0-0		0-0-0					
0-0-0	0-0-0	0-0-0		NEUTRAL		0-0-0		0-0-0		0-0-0					
RPI	S	Opponent	Score	RPI	S	Opponent	Score	RPI	S	Opponent	Score	RPI	S	Opponent	Score
				45	A	Virginia Tech	2 11			140	N	Creighton	0 7		
				45	A	Virginia Tech	1 9			140	N	Creighton	3 7		
										144	A	Liberty	1 13		
										144	A	Liberty	7 5		
										195	H	Manhattan	4 12		
										195	H	Manhattan	7 10		
										233	A	Gardner-Webb	4 3		
										233	A	Gardner-Webb	1 9		
										235	H	Drexel	5 10		
										235	N	Drexel	0 1		
										235	N	Drexel	4 14		
										242	H	Princeton	1 12		
										244	N	South Dakota St.	7 13		
										244	N	South Dakota St.	2 1		
										251	H	Buffalo	8 7		
										255	H	Quinnipiac	1 8		
										257	H	Rhode Island	3 9		
										259	H	UMBC	3 12		
										259	H	UMBC	7 1		
										272	N	Holy Cross	9 10		
										275	N	Hartford	5 2		
										275	N	Hartford	6 1		
										278	H	Morgan St.	2 8		
										278	H	Morgan St.	6 1		
										278	H	Morgan St.	4 2		
										278	H	Morgan St.	6 1		
										280	N	Sacred Heart	3 2		
										287	H	Howard	3 6		
LAST 10 GAMES															
				45	A	Virginia Tech	1 9	287	H	Howard	3 6	278	H	Morgan St.	2 8
				45	A	Virginia Tech	2 11	287	H	Howard	10 2	278	H	Morgan St.	6 1
				144	A	Liberty	7 5	278	H	Morgan St.	2 8	278	H	Morgan St.	4 2
				144	A	Liberty	1 13	278	H	Morgan St.	6 1	280	N	Sacred Heart	3 2
				287	H	Howard	9 1	278	H	Morgan St.	4 2	287	H	Howard	3 6

Non-Div. I Games:

Hampton

RPI	S	Opponent	Score	
287	H	Howard	9	1
287	H	Howard	10	2

Hampton

H
a
m
p
t
o
n

H
a
m
p
t
o
n

Average RPI Win: 265		WON-LOST	WINNING		LAST 10	STRENGTH OF		OPP. STRENGTH	TEAM	ADJ	CONF.	ADJ CONF.			
Average RPI Loss: 170		RECORD	PCT. RANK		GAMES	SCHEDULE		OF SCHEDULE	RPI	RPI	RPI	RPI			
DIV. I ONLY		6-19-0	.24	264	3-7-0	247		271	276	.37616	277	28	27		
DIV. I NON-CONF.		3-17-0	.15	277	0-5-0	242		268	284	.3623	284	27	27		
TOTALS		RPI 1-25	RPI 26-50		W-L RECORDS		RPI 51-100		RPI 101-150		RPI 150+				
6-19-0	0-0-0	0-0-0		OVERALL		0-2-0		0-7-0		6-10-0					
1-1-0	0-0-0	0-0-0		HOME		0-0-0		0-0-0		1-1-0					
2-11-0	0-0-0	0-0-0		AWAY		0-1-0		0-6-0		2-3-0					
3-7-0	0-0-0	0-0-0		NEUTRAL		0-1-0		0-0-0		3-6-0					
3-17-0	0-0-0	0-0-0		NON-CONFERENCE		0-2-0		0-7-0		3-8-0					
0-0-0	0-0-0	0-0-0		HOME		0-0-0		0-0-0		0-0-0					
0-10-0	0-0-0	0-0-		AWAY		0-1-0		0-7-0		0-2-0					
3-7-0	0-0-0	0-0-0		NEUTRAL		0-1-0		0-0-0		3-6-0					
3-2-0	0-0-0	0-0-0		CONFERENCE		0-0-0		0-0-0		3-2-0					
1-1-0	0-0-0	0-0-0		HOME		0-0-0		0-0-0		1-1-0					
2-1-0	0-0-0	0-0-0		AWAY		0-0-0		0-0-0		2-1-0					
0-0-0	0-0-0	0-0-0		NEUTRAL		0-0-0		0-0-0		0-0-0					
RPI	S	Opponent	Score	RPI	S	Opponent	Score	RPI	S	Opponent	Score	RPI	S	Opponent	Score
						54 N	Kent St.	1	10	107 A	Stetson	1	4		
						65 A	USC Upstate	2	14	107 A	Stetson	1	6		
										124 A	FGCU	3	7		
										124 A	Elon	0	8		
										124 A	FGCU	1	9		
										124 A	FGCU	0	7		
										137 A	Furman	5	6		
										189 A	Mercer	2	5		
										189 A	Mercer	2	8		
										200 H	Youngstown St.	2	0		
										200 H	Youngstown St.	1	4		
										223 N	Seton Hall	4	6		
										223 N	Seton Hall	0	4		
										223 N	Seton Hall	2	8		
										228 N	Central Conn. St.	2	7		
										228 N	Central Conn. St.	1	3		
										273 A	Northern Ky.	6	7		
										273 A	Northern Ky.	8	2		
										273 A	Northern Ky.	6	3		
										280 N	Sacred Heart	1	4		
										280 N	Sacred Heart	7	5		
										281 N	N.C. Central	8	0		
										284 N	Niagara	2	1		
LAST 10 GAMES															
						200 H	Youngstown St.	1	4	223 N	Seton Hall	0	4		
						200 H	Youngstown St.	2	0	223 N	Seton Hall	4	6		
						273 A	Northern Ky.	8	2	189 A	Mercer	2	8		
						273 A	Northern Ky.	6	3	189 A	Mercer	2	5		
						273 A	Northern Ky.	6	7	223 N	Seton Hall	2	8		

Non-Div. I Games: Ave Maria 7 6

Oakland

Average RPI Win: 255		WON-LOST	WINNING	LAST 10	STRENGTH OF		OPP. STRENGTH	TEAM	ADJ		CONF.	ADJ CONF.
Average RPI Loss: 183		RECORD	PCT. RANK	GAMES	SCHEDULE		OF SCHEDULE	RPI	RPI		RPI	RPI
DIV. I ONLY		8-20-0	.28571	246	4-6-0		267	264	278		31	31
DIV. I NON-CONF.		4-17-0	.19048	266	0-4-0		238	249	276		31	31
TOTALS		RPI 1-25	RPI 26-50		W-L RECORDS		RPI 51-100		RPI 101-150		RPI 150+	
8-20-0		0-0-0	0-0-0		OVERALL		0-4-0		0-5-0		8-11-0	
0-2-0		0-0-0	0-0-0		HOME		0-2-0		0-0-0		0-0-0	
4-7-0		0-0-0	0-0-0		AWAY		0-0-0		0-1-0		4-6-0	
4-11-0		0-0-0	0-0-0		NEUTRAL		0-2-0		0-4-0		4-5-0	
4-17-0		0-0-0	0-0-0		NON-CONFERENCE		0-4-0		0-5-0		4-8-0	
0-2-0		0-0-0	0-0-0		HOME		0-2-0		0-0-0		0-0-0	
0-5-0		0-0-0	0-0-		AWAY		0-0-0		0-1-0		0-4-0	
4-10-0		0-0-0	0-0-0		NEUTRAL		0-2-0		0-4-0		4-4-0	
4-3-0		0-0-0	0-0-0		CONFERENCE		0-0-0		0-0-0		4-3-0	
0-0-0		0-0-0	0-0-0		HOME		0-0-0		0-0-0		0-0-0	
4-2-0		0-0-0	0-0-0		AWAY		0-0-0		0-0-0		4-2-0	
0-1-0		0-0-0	0-0-0		NEUTRAL		0-0-0		0-0-0		0-1-0	
RPI S	Opponent	Score	RPI S	Opponent	Score	RPI S	Opponent	Score	RPI S	Opponent	Score	
						72 N	Syracuse	2 11	107 N	Stetson	0 3	
						91 N	Fordham	2 9	108 A	Towson	4 17	
						100 H	Delaware	0 8	115 N	Charlotte	0 8	
						100 H	Delaware	2 5	118 N	East Carolina	3 5	
									144 N	Liberty	1 11	
									158 N	Chattanooga	3 4	
									168 N	Marist	6 3	
									193 N	Akron	4 2	
									227 N	Yale	0 5	
									237 N	Bowling Green	2 11	
									237 N	Bowling Green	4 6	
									243 N	Bethune-Cookman	5 13	
									259 A	UMBC	1 4	
									259 A	UMBC	2 3	
									265 A	Mt. St. Mary's	1 2	
									265 A	Mt. St. Mary's	3 6	
									265 N	Mt. St. Mary's	6 1	
									274 N	Bryant	6 2	
									276 A	Hampton	8 2	
									276 A	Hampton	2 4	
									276 A	Hampton	1 6	
									287 A	Howard	11 3	
									287 A	Howard	3 2	
									287 A	Howard	16 7	
LAST 10 GAMES												
						287 A	Howard	16 7	265 A	Mt. St. Mary's	3 6	
						287 A	Howard	3 2	265 A	Mt. St. Mary's	1 2	
						287 A	Howard	11 3	276 A	Hampton	8 2	
						100 H	Delaware	2 5	276 A	Hampton	1 6	
						100 H	Delaware	0 8	276 A	Hampton	2 4	

Non-Div. I Games:

Morgan St.

Average RPI Win:	176	WON-LOST RECORD	WINNING PCT. RANK	LAST 10 GAMES	STRENGTH OF SCHEDULE	OPP. STRENGTH OF SCHEDULE	TEAM RPI	ADJ RPI	CONF. RPI	ADJ CONF. RPI		
Average RPI Loss:	162											
DIV. I ONLY	5-29-0	.14706	283	0-10-0	195	242	275	.36993	279	17	16	
DIV. I NON-CONF.	5-29-0	.14706	278	0-10-0	202	256	275	.36993	281	17	16	
<hr/>												
TOTALS	RPI 1-25	RPI 26-50		W-L RECORDS	RPI 51-100		RPI 101-150		RPI 150+			
5-29-0	0-0-0	0-2-0		OVERALL	0-4-0		1-7-0		4-16-0			
3-13-0	0-0-0	0-2-0		HOME	0-2-0		0-2-0		3-7-0			
0-5-0	0-0-0	0-0-0		AWAY	0-0-0		0-1-0		0-2-0			
2-11-0	0-0-0	0-0-0		NEUTRAL	0-2-0		1-2-0		1-7-0			
<hr/>												
5-29-0	0-0-0	0-2-0		NON-CONFERENCE	0-4-0		1-7-0		4-16-0			
3-13-0	0-0-0	0-2-0		HOME	0-2-0		0-2-0		3-7-0			
0-5-0	0-0-0	0-0-		AWAY	0-0-0		0-3-0		0-2-0			
2-11-0	0-0-0	0-0-0		NEUTRAL	0-2-0		1-2-0		1-7-0			
<hr/>												
0-0-0	0-0-0	0-0-0		CONFERENCE	0-0-0		0-0-0		0-0-0			
0-0-0	0-0-0	0-0-0		HOME	0-0-0		0-0-0		0-0-0			
0-0-0	0-0-0	0-0-0		AWAY	0-0-0		0-0-0		0-0-0			
0-0-0	0-0-0	0-0-0		NEUTRAL	0-0-0		0-0-0		0-0-0			
<hr/>												
RPI S	Opponent	Score	RPI S	Opponent	Score	RPI S	Opponent	Score	RPI S	Opponent	Score	
			32 H	Cal St. Fullerton	3 5	71 N	Wisconsin	0 8	110 H	Stanford	1 4	
			32 H	Cal St. Fullerton	0 10	71 N	Wisconsin	5 11	114 A	UC Santa Barbara	4 5	
						73 H	Nevada	1 4	127 A	UC Riverside	0 8	
						73 H	Nevada	1 10	127 A	UC Riverside	6 7	
									129 N	DePaul	5 8	
									134 H	Dartmouth	1 11	
									135 N	Sacramento St.	1 0	
									135 N	Sacramento St.	1 6	
									151 A	UNLV	1 20	
									165 H	UConn	3 0	
									171 N	Montana	5 6	
									174 H	Ill.-Chicago	3 8	
									174 H	Ill.-Chicago	4 3	
									182 A	UC Davis	0 3	
									198 N	Utah St.	3 8	
									198 N	Utah St.	7 2	
									198 N	Utah St.	1 5	
									210 H	Idaho St.	5 8	
									210 H	Idaho St.	13 7	
									224 H	Seattle	3 6	
									224 N	Seattle	3 4	
									239 N	Valparaiso	0 10	
									246 H	Iona	4 10	
									247 H	CSU Bakersfield	2 10	
									247 N	CSU Bakersfield	1 2	
									247 N	CSU Bakersfield	0 3	
									252 H	North Dakota	1 9	
									271 H	Colgate	3 4	
									252 H	North Dakota	1 9	
<hr/>												
LAST 10 GAMES												
	110 H	Stanford	1	4	247 H	CSU Bakersfield	2	10	246 H	Iona	4	10
	224 N	Seattle	3	4	246 H	Iona	4	10	247 H	CSU Bakersfield	2	10
	247 N	CSU Bakersfield	1	2	134 H	Dartmouth	1	11	247 N	CSU Bakersfield	1	2
	114 A	UC Santa Barbara	4	5	252 H	North Dakota	1	9	247 N	CSU Bakersfield	0	3
	247 N	CSU Bakersfield	0	3	271 H	Colgate	3	4	252 H	North Dakota	1	9

Non-Div. I Games:

Santa Clara

RPI	S	Opponent	Score	
271	H	Colgate	3	4

Santa Clara

S
a
n
t
a
C
l
a
r
a

S
a
n
t
a
C
l
a
r
a

Average RPI Win:	225	WON-LOST RECORD	WINNING PCT. RANK	LAST 10 GAMES	STRENGTH OF SCHEDULE	OPP. STRENGTH OF SCHEDULE	TEAM RPI	ADJ RPI	CONF. RPI	ADJ CONF. RPI			
DIV. I ONLY		9-18-0	.33333	228	3-7-0	286	255	279	.36633	280	29	29	
DIV. I NON-CONF.		8-17-0	.32	227	2-6-0	278	269	272	.37567	275	29	29	
<hr/>													
TOTALS	RPI 1-25	RPI 26-50			W-L RECORDS		RPI 51-100		RPI 101-150		RPI 150+		
9-18-0	0-0-0	0-0-0			OVERALL		0-0-0		2-5-0		7-13-0		
2-2-0	0-0-0	0-0-0			HOME		0-0-0		0-0-0		2-2-0		
3-6-0	0-0-0	0-0-0			AWAY		0-0-0		2-4-0		1-2-0		
4-10-0	0-0-0	0-0-0			NEUTRAL		0-0-0		0-1-0		4-9-0		
8-17-0	0-0-0	0-0-0			NON-CONFERENCE		0-0-0		2-5-0		6-12-0		
1-1-0	0-0-0	0-0-0			HOME		0-0-0		0-0-0		1-1-0		
3-6-0	0-0-0	0-0-			AWAY		0-0-0		2-4-0		1-2-0		
4-10-0	0-0-0	0-0-0			NEUTRAL		0-0-0		0-1-0		4-9-0		
1-1-0	0-0-0	0-0-0			CONFERENCE		0-0-0		0-0-0		1-1-0		
1-1-0	0-0-0	0-0-0			HOME		0-0-0		0-0-0		1-1-0		
0-0-0	0-0-0	0-0-0			AWAY		0-0-0		0-0-0		0-0-0		
0-0-0	0-0-0	0-0-0			NEUTRAL		0-0-0		0-0-0		0-0-0		
RPI	S	Opponent	Score	RPI	S	Opponent	Score	RPI	S	Opponent	Score		
								107	A	Stetson	0	10	
								107	A	Stetson	4	3	
								124	A	FGCU	6	7	
								124	A	FGCU	0	8	
								124	A	FGCU	0	1	
								140	N	Creighton	1	4	
								144	A	Liberty	3	2	
								181	A	Boston U.	5	6	
								184	N	Siena	2	7	
								193	N	Akron	2	3	
								195	A	Manhattan	2	3	
								195	A	Manhattan	1	0	
								235	N	Drexel	1	0	
								240	N	La Salle	4	6	
								240	N	La Salle	4	6	
								240	N	La Salle	3	1	
								257	N	Rhode Island	0	3	
								262	N	Norfolk St.	6	7	
								270	H	UMass Lowell	3	1	
								270	H	UMass Lowell	0	2	
								272	N	Holy Cross	1	6	
				LAST 10 GAMES				274	H	Bryant	1	0	
				274	H	Bryant	0	1	195	A	Manhattan	2	3
				274	H	Bryant	1	0	181	A	Boston U.	5	6
				270	H	UMass Lowell	0	2	240	N	La Salle	4	6
				270	H	UMass Lowell	3	1	184	N	Siena	2	7
				195	A	Manhattan	1	0	240	N	La Salle	4	6
								284	N	Niagara	10	2	

Non-Div. I Games:

Sacred Heart

Non-Div. I Games:

Tie, Loss, Non-Conf, S Site, H Home, A Away, N Neutral Page 306

R
i
d
e
r

Non-Div. I Games:

Average RPI Win: 270		WON-LOST	WINNING		LAST 10	STRENGTH OF		OPP. STRENGTH	TEAM	ADJ	CONF.	ADJ CONF.					
Average RPI Loss: 177		RECORD	PCT. RANK		GAMES	SCHEDULE		OF SCHEDULE	RPI	RPI	RPI	RPI					
DIV. I ONLY		4-18-0	.18182	277	2-8-0	251		289	285	.35942	283	32	32				
DIV. I NON-CONF.		2-14-0	.125	281	0-4-0	134		270	271	.39466	268	32	32				
TOTALS		RPI 1-25		RPI 26-50		W-L RECORDS		RPI 51-100		RPI 101-150		RPI 150+					
4-18-0		0-0-0		0-1-0		OVERALL		0-2-0		0-4-0		4-11-0					
0-6-0		0-0-0		0-0-0		HOME		0-0-0		0-2-0		0-4-0					
2-6-0		0-0-0		0-0-0		AWAY		0-1-0		0-2-0		2-3-0					
2-6-0		0-0-0		0-1-0		NEUTRAL		0-1-0		0-0-0		2-4-0					
2-14-0		0-0-0		0-1-0		NON-CONFERENCE		0-2-0		0-4-0		2-7-0					
0-4-0		0-0-0		0-0-0		HOME		0-0-0		0-2-0		0-2-0					
0-4-0		0-0-0		0-0-		AWAY		0-1-0		0-2-0		0-1-0					
2-6-0		0-0-0		0-1-0		NEUTRAL		0-1-0		0-0-0		2-4-0					
2-4-0		0-0-0		0-0-0		CONFERENCE		0-0-0		0-0-0		2-4-0					
0-2-0		0-0-0		0-0-0		HOME		0-0-0		0-0-0		0-2-0					
2-2-0		0-0-0		0-0-0		AWAY		0-0-0		0-0-0		2-2-0					
0-0-0		0-0-0		0-0-0		NEUTRAL		0-0-0		0-0-0		0-0-0					
RPI	S	Opponent		Score		RPI	S	Opponent		Score		RPI	S	Opponent		Score	
						37	N	McNeese St.	0	8			95	N	Louisiana Tech	1	10
													99	A	Central Ark.	0	3
													122	A	Nicholls St.	4	6
													122	A	Nicholls St.	4	7
													138	H	Lamar	7	11
													138	H	Lamar	7	16
													164	A	Memphis	2	5
													164	N	Memphis	2	15
													179	N	Southeastern La.	3	9
													206	N	Houston Baptist	1	3
													212	N	Incarname Word	4	5
													217	H	Southeast Mo. St.	8	9
													217	H	Southeast Mo. St.	1	11
													225	N	Florida A&M	8	6
													241	H	Texas Southern	11	14
													241	H	Texas Southern	6	14
													268	N	IPFW	11	9
													293	A	Ark.-Pine Bluff	14	4
													293	A	Ark.-Pine Bluff	2	8
													294	A	Southern U.	0	3
													294	A	Southern U.	6	4
LAST 10 GAMES																	
						294	A	Southern U.	0	3	241	H	Texas Southern	6	14		
						294	A	Southern U.	6	4	241	H	Texas Southern	11	14		
						293	A	Ark.-Pine Bluff	2	8	138	H	Lamar	7	11		
						293	A	Ark.-Pine Bluff	14	4	138	H	Lamar	7	16		
						99	A	Central Ark.	0	3	217	H	Southeast Mo. St.	1	11		

Non-Div. I Games:

Jackson St.

Average RPI Win: 241		WON-LOST RECORD		WINNING PCT. RANK		LAST 10 GAMES		STRENGTH OF SCHEDULE		OPP. STRENGTH OF SCHEDULE		TEAM RPI		ADJ RPI		CONF. RPI		ADJ CONF. RPI	
DIV. I ONLY		2-18-0		.1 289		0-10-0		222		258		284		.35687 284		30		30	
DIV. I NON-CONF.		2-16-0		.11111 283		0-8-0		263		246		289		.34686 288		30		30	
TOTALS		RPI 1-25		RPI 26-50		W-L RECORDS		RPI 51-100		RPI 101-150		RPI 150+							
2-18-0		0-0-0		0-0-0		OVERALL		0-2-0		0-3-0		2-13-0							
0-0-0		0-0-0		0-0-0		HOME		0-0-0		0-0-0		0-0-0							
0-11-0		0-0-0		0-0-0		AWAY		0-2-0		0-2-0		0-7-0							
2-7-0		0-0-0		0-0-0		NEUTRAL		0-0-0		0-1-0		2-6-0							
2-16-0		0-0-0		0-0-0		NON-CONFERENCE		0-2-0		0-3-0		2-11-0							
0-0-0		0-0-0		0-0-0		HOME		0-0-0		0-0-0		0-0-0							
0-9-0		0-0-0		0-0-		AWAY		0-2-0		0-2-0		0-5-0							
2-7-0		0-0-0		0-0-0		NEUTRAL		0-0-0		0-1-0		2-6-0							
0-2-0		0-0-0		0-0-0		CONFERENCE		0-0-0		0-0-0		0-2-0							
0-0-0		0-0-0		0-0-0		HOME		0-0-0		0-0-0		0-0-0							
0-2-0		0-0-0		0-0-0		AWAY		0-0-0		0-0-0		0-2-0							
0-0-0		0-0-0		0-0-0		NEUTRAL		0-0-0		0-0-0		0-0-0							
RPI	S	Opponent		Score	RPI	S	Opponent		Score	RPI	S	Opponent		Score	RPI	S	Opponent		Score

Non-Div. I Games:

Niagara

Average RPI Win:	248	WON-LOST RECORD	WINNING PCT. RANK	LAST 10 GAMES	STRENGTH OF SCHEDULE	OPP. STRENGTH OF SCHEDULE	TEAM RPI	ADJ RPI	CONF. RPI	ADJ CONF. RPI								
DIV. I ONLY		7-21-0	.25	261	4-6-0	272	277	282	.35119	285	29	29						
DIV. I NON-CONF.		5-21-0	.19231	265	2-6-0	270	284	288	.34311	289	29	29						
<hr/>																		
TOTALS	RPI 1-25	RPI 26-50		W-L RECORDS		RPI 51-100		RPI 101-150		RPI 150+								
7-21-0	0-0-0	0-0-0		OVERALL		0-1-0		1-4-0		6-16-0								
2-2-0	0-0-0	0-0-0		HOME		0-0-0		0-0-0		2-2-0								
3-11-0	0-0-0	0-0-0		AWAY		0-0-0		1-4-0		2-7-0								
2-8-0	0-0-0	0-0-0		NEUTRAL		0-1-0		0-0-0		2-7-0								
5-21-0	0-0-0	0-0-0		NON-CONFERENCE		0-1-0		1-4-0		4-16-0								
0-2-0	0-0-0	0-0-0		HOME		0-0-0		0-0-0		0-2-0								
3-11-0	0-0-0	0-0-		AWAY		0-0-0		1-4-0		2-7-0								
2-8-0	0-0-0	0-0-0		NEUTRAL		0-1-0		0-0-0		2-7-0								
2-0-0	0-0-0	0-0-0		CONFERENCE		0-0-0		0-0-0		2-0-0								
2-0-0	0-0-0	0-0-0		HOME		0-0-0		0-0-0		2-0-0								
0-0-0	0-0-0	0-0-0		AWAY		0-0-0		0-0-0		0-0-0								
0-0-0	0-0-0	0-0-0		NEUTRAL		0-0-0		0-0-0		0-0-0								
RPI	S	Opponent	Score	RPI	S	Opponent	Score	RPI	S	Opponent	Score	RPI	S	Opponent	Score			
								63	N	Samford	3	10		124	A	Elon	1	5
														124	A	Elon	0	6
														124	A	Elon	4	9
														130	A	Loyola Marymount	12	11
														130	A	Loyola Marymount	1	11
														159	A	St. John's (NY)	0	8
														184	A	Siena	2	7
														184	A	Siena	3	13
														188	N	Harvard	1	6
														188	N	Harvard	2	5
														195	N	Manhattan	2	11
														196	N	Monmouth	2	11
														196	N	Monmouth	0	12
														255	A	Quinnipiac	1	7
														255	A	Quinnipiac	2	8
														259	A	UMBC	0	9
														259	A	UMBC	7	6
														263	N	Canisius	0	6
														263	N	Canisius	4	3
														265	H	Mt. St. Mary's	2	1
														265	H	Mt. St. Mary's	6	5
														266	N	N.C. A&T	5	12
														269	A	Columbia	14	9
														269	A	Columbia	6	7
														282	H	Rider	3	6
														282	H	Rider	4	5
														287	N	Howard	6	1
LAST 10 GAMES																		
				265	H	Mt. St. Mary's	6	5					255	A	Quinnipiac	2	8	
				265	H	Mt. St. Mary's	2	1					263	N	Canisius	4	3	
				184	A	Siena	3	13					269	A	Columbia	6	7	
				184	A	Siena	2	7					263	N	Canisius	0	6	
				255	A	Quinnipiac	1	7					269	A	Columbia	14	9	

Non-Div. I Games:

Fairleigh Dickinson

Average RPI Win: 271		WON-LOST	WINNING	LAST 10	STRENGTH OF		OPP. STRENGTH	TEAM	ADJ		CONF.	ADJ CONF.
Average RPI Loss: 182		RECORD	PCT. RANK	GAMES	SCHEDULE		OF SCHEDULE	RPI	RPI		RPI	RPI
DIV. I ONLY		6-22-0	.21429	268	4-4-0		287	275	287		.34116	286
DIV. I NON-CONF.		1-18-0	.05263	288	0-0-0		199	228	287		.36184	285
TOTALS		RPI 1-25	RPI 26-50		W-L RECORDS		RPI 51-100		RPI 101-150		RPI 150+	
6-22-0		0-0-0	0-1-0		OVERALL		0-1-0		0-3-0		6-17-0	
2-5-0		0-0-0	0-0-0		HOME		0-0-0		0-0-0		2-5-0	
4-10-0		0-0-0	0-1-0		AWAY		0-0-0		0-2-0		4-6-0	
0-7-0		0-0-0	0-0-0		NEUTRAL		0-1-0		0-1-0		0-5-0	
1-18-0		0-0-0	0-1-0		NON-CONFERENCE		0-1-0		0-3-0		1-13-0	
0-1-0		0-0-0	0-0-0		HOME		0-0-0		0-0-0		0-1-0	
1-10-0		0-0-0	0-0-		AWAY		0-0-0		0-2-0		1-7-0	
0-7-0		0-0-0	0-0-0		NEUTRAL		0-1-0		0-1-0		0-5-0	
5-4-0		0-0-0	0-0-0		CONFERENCE		0-0-0		0-0-0		5-4-0	
2-4-0		0-0-0	0-0-0		HOME		0-0-0		0-0-0		2-4-0	
3-0-0		0-0-0	0-0-0		AWAY		0-0-0		0-0-0		3-0-0	
0-0-0		0-0-0	0-0-0		NEUTRAL		0-0-0		0-0-0		0-0-0	
RPI S	Opponent	Score	RPI S	Opponent	Score	RPI S	Opponent	Score	RPI S	Opponent	Score	
			35 A	Mississippi St.	1 2		98 N	Houston	0 8	102 A	Kennesaw St.	0 8
										102 A	Kennesaw St.	7 8
										109 N	Ga. Southern	2 7
										157 H	Middle Tenn.	4 9
										161 A	ETSU	0 6
										161 A	ETSU	6 3
										177 N	Tennessee Tech	1 20
										179 A	Southeastern La.	5 10
										179 A	Southeastern La.	7 9
										179 A	Southeastern La.	1 10
										179 A	Southeastern La.	1 9
										183 N	Western Mich.	0 8
										190 N	UT Martin	3 11
										209 N	Morehead St.	3 11
										209 N	Morehead St.	3 11
										230 A	Belmont	0 8
										230 A	Belmont	2 7
										267 H	Mississippi Val.	1 7
										267 H	Mississippi Val.	12 20
										267 H	Mississippi Val.	6 14
										292 H	Grambling	11 1
										292 H	Grambling	4 8
										292 H	Grambling	23 6
										293 A	Ark.-Pine Bluff	6 1
										293 A	Ark.-Pine Bluff	2 1
										293 A	Ark.-Pine Bluff	3 2
										230 A	Belmont	2 7
LAST 10 GAMES												
			267 H	Mississippi Val.	6 14		293 A	Ark.-Pine Bluff	3 2			
			267 H	Mississippi Val.	1 7		292 H	Grambling	23 6			
			267 H	Mississippi Val.	12 20		292 H	Grambling	4 8			
			293 A	Ark.-Pine Bluff	6 1		292 H	Grambling	11 1			
			293 A	Ark.-Pine Bluff	2 1		230 A	Belmont	2 7			

Non-Div. I Games: Tuskegee 8 4 Tuskegee 4 6

Alabama A&M

H
o
w
a
r
d

Howard

Average RPI Win: 0		WON-LOST	WINNING	LAST 10	STRENGTH OF		OPP. STRENGTH	TEAM	ADJ	CONF.	ADJ CONF.
Average RPI Loss: 169		RECORD	PCT. RANK	GAMES	SCHEDULE		OF SCHEDULE	RPI	RPI	RPI	RPI
DIV. I ONLY		0-17-0	0	295	0-10-0		205	248	288	.33411	288
DIV. I NON-CONF.		0-17-0	0	291	0-10-0		215	261	290	.33411	290
TOTALS		RPI 1-25	RPI 26-50		W-L RECORDS		RPI 51-100		RPI 101-150		RPI 150+
0-17-0		0-0-0	0-0-0		OVERALL		0-5-0		0-3-0		0-9-0
0-3-0		0-0-0	0-0-0		HOME		0-0-0		0-0-0		0-3-0
0-9-0		0-0-0	0-0-0		AWAY		0-4-0		0-2-0		0-2-0
0-5-0		0-0-0	0-0-0		NEUTRAL		0-1-0		0-0-0		0-4-0
0-17-0		0-0-0	0-0-0		NON-CONFERENCE		0-5-0		0-3-0		0-9-0
0-3-0		0-0-0	0-0-0		HOME		0-0-0		0-0-0		0-3-0
0-9-0		0-0-0	0-0-		AWAY		0-4-0		0-3-0		0-2-0
0-5-0		0-0-0	0-0-0		NEUTRAL		0-1-0		0-0-0		0-4-0
0-0-0		0-0-0	0-0-0		CONFERENCE		0-0-0		0-0-0		0-0-0
0-0-0		0-0-0	0-0-0		HOME		0-0-0		0-0-0		0-0-0
0-0-0		0-0-0	0-0-0		AWAY		0-0-0		0-0-0		0-0-0
0-0-0		0-0-0	0-0-0		NEUTRAL		0-0-0		0-0-0		0-0-0
RPI S	Opponent	Score	RPI S	Opponent	Score	RPI S	Opponent	Score	RPI S	Opponent	Score
						78 N	Weber St.	0 3	127 A	UC Riverside	1 11
						90 A	Cal Poly	0 1	130 A	Loyola Marymount	0 8
						90 A	Cal Poly	1 9	130 A	Loyola Marymount	2 14
						91 A	Fordham	2 10	186 N	Providence	1 9
						91 A	Fordham	1 14	208 H	San Diego	0 11
									208 N	San Diego	2 10
									223 A	Seton Hall	3 6
									223 A	Seton Hall	2 8
									229 N	Toledo	0 5
									252 N	North Dakota	1 11
									260 H	Wagner	0 11
									260 H	Wagner	2 6
LAST 10 GAMES											
						260 H	Wagner	2 6	91 A	Fordham	1 14
						260 H	Wagner	0 11	186 N	Providence	1 9
						223 A	Seton Hall	2 8	78 N	Weber St.	0 3
						223 A	Seton Hall	3 6	229 N	Toledo	0 5
						91 A	Fordham	2 10	90 A	Cal Poly	1 9

Non-Div. I Games:

Saint Peter's

Average RPI Win:	279	WON-LOST	WINNING	LAST 10	STRENGTH OF	OPP. STRENGTH	TEAM	ADJ	CONF.	ADJ CONF.		
Average RPI Loss:	219	RECORD	PCT. RANK	GAMES	SCHEDULE	OF SCHEDULE	RPI	RPI	RPI	RPI		
DIV. I ONLY	2-16-1	.13158	287	2-8-0	265	292	289	.32741	289	31	31	
DIV. I NON-CONF.	0-10-1	.04545	289	0-2-0	262	280	292	.32704	291	31	31	
<hr/>												
TOTALS	RPI 1-25	RPI 26-50		W-L RECORDS		RPI 51-100		RPI 101-150		RPI 150+		
2-16-1	0-0-0	0-0-0		OVERALL		0-0-0		0-1-0		2-15-1		
1-3-0	0-0-0	0-0-0		HOME		0-0-0		0-0-0		1-3-0		
1-10-0	0-0-0	0-0-0		AWAY		0-0-0		0-0-0		1-9-0		
0-3-1	0-0-0	0-0-0		NEUTRAL		0-0-0		0-1-0		0-2-1		
<hr/>												
0-10-1	0-0-0	0-0-0		NON-CONFERENCE		0-0-0		0-1-0		0-9-1		
0-2-0	0-0-0	0-0-0		HOME		0-0-0		0-0-0		0-2-0		
0-5-0	0-0-0	0-0-		AWAY		0-0-0		0-0-0		0-5-0		
0-3-1	0-0-0	0-0-0		NEUTRAL		0-0-0		0-1-0		0-2-1		
<hr/>												
2-6-0	0-0-0	0-0-0		CONFERENCE		0-0-0		0-0-0		2-6-0		
1-1-0	0-0-0	0-0-0		HOME		0-0-0		0-0-0		1-1-0		
1-5-0	0-0-0	0-0-0		AWAY		0-0-0		0-0-0		1-5-0		
0-0-0	0-0-0	0-0-0		NEUTRAL		0-0-0		0-0-0		0-0-0		
<hr/>												
RPI	S	Opponent	Score	RPI	S	Opponent	Score	RPI	S	Opponent	Score	
								143	N	Radford	2	15
								151	A	Presbyterian	5	9
								162	A	Coastal Caro.	0	12
								162	A	Coastal Caro.	0	12
								215	N	Campbell	1	29
								225	A	Florida A&M	4	16
								225	A	Florida A&M	0	12
								225	A	Florida A&M	0	19
								233	A	Gardner-Webb	1	11
								233	A	Gardner-Webb	1	11
								234	N	Detroit	0	8
								235	H	Drexel	0	4
								235	H	Drexel	1	10
								266	A	N.C. A&T	0	9
								266	A	N.C. A&T	1	10
								266	A	N.C. A&T	8	5
								270	N	UMass Lowell	0	0
								291	H	UMES	4	2
								291	H	UMES	7	14
								<hr/>				
LAST 10 GAMES												
225	A	Florida A&M	4	16	266	A	N.C. A&T	0	9			
225	A	Florida A&M	0	12	266	A	N.C. A&T	8	5			
225	A	Florida A&M	0	19	266	A	N.C. A&T	1	10			
162	A	Coastal Caro.	0	12	291	H	UMES	4	2			
162	A	Coastal Caro.	0	12	291	H	UMES	7	14			

Non-Div. I Games: Humber (CAN) 8 4 Humber (CAN) 7 0

South Carolina St.

Average RPI Win: 266		WON-LOST	WINNING	LAST 10	STRENGTH OF		OPP. STRENGTH	TEAM	ADJ	CONF.	ADJ CONF.				
Average RPI Loss: 207		RECORD	PCT. RANK	GAMES	SCHEDULE		OF SCHEDULE	RPI	RPI	RPI	RPI				
DIV. I ONLY		5-17-0	.22727	266	4-6-0		293	262	290	.3259	290	32	32		
DIV. I NON-CONF.		1-12-0	.07692	287	0-1-0		292	165	293	.32273	292	32	32		
TOTALS		RPI 1-25	RPI 26-50		W-L RECORDS		RPI 51-100		RPI 101-150		RPI 150+				
5-17-0		0-0-0	0-0-0		OVERALL		0-0-0		0-1-0		5-16-0				
4-4-0		0-0-0	0-0-0		HOME		0-0-0		0-0-0		4-4-0				
1-10-0		0-0-0	0-0-0		AWAY		0-0-0		0-0-0		1-10-0				
0-3-0		0-0-0	0-0-0		NEUTRAL		0-0-0		0-1-0		0-2-0				
1-12-0		0-0-0	0-0-0		NON-CONFERENCE		0-0-0		0-1-0		1-11-0				
0-2-0		0-0-0	0-0-0		HOME		0-0-0		0-0-0		0-2-0				
1-7-0		0-0-0	0-0-		AWAY		0-0-0		0-0-0		1-7-0				
0-3-0		0-0-0	0-0-0		NEUTRAL		0-0-0		0-1-0		0-2-0				
4-5-0		0-0-0	0-0-0		CONFERENCE		0-0-0		0-0-0		4-5-0				
4-2-0		0-0-0	0-0-0		HOME		0-0-0		0-0-0		4-2-0				
0-3-0		0-0-0	0-0-0		AWAY		0-0-0		0-0-0		0-3-0				
0-0-0		0-0-0	0-0-0		NEUTRAL		0-0-0		0-0-0		0-0-0				
RPI	S	Opponent	Score	RPI	S	Opponent	Score	RPI	S	Opponent	Score	RPI	S	Opponent	Score
										113 N	SFA	0		9	
										155 A	Sam Houston St.	2		6	
										155 A	Sam Houston St.	4		5	
										176 A	La.-Monroe	2		10	
										197 A	A&M-Corpus Christi	2		1	
										197 A	A&M-Corpus Christi	0		5	
										197 A	A&M-Corpus Christi	3		6	
										206 A	Houston Baptist	1		6	
										206 A	Houston Baptist	1		9	
										212 H	Incarnate Word	11		23	
										212 H	Incarnate Word	8		12	
										223 N	Seton Hall	1		2	
										223 N	Seton Hall	2		4	
										245 A	Alabama St.	1		3	
										245 A	Alabama St.	0		4	
										245 A	Alabama St.	3		14	
										256 H	Alcorn	2		9	
										256 H	Alcorn	4		7	
										256 H	Alcorn	9		7	
										292 H	Grambling	17		11	
										292 H	Grambling	14		3	
										292 H	Grambling	8		0	

Non-Div. I Games: Langston 5 3 Langston 9 0

Prairie View

Average RPI Win: 269		WON-LOST	WINNING		LAST 10	STRENGTH OF		OPP. STRENGTH	TEAM	ADJ	CONF.	ADJ CONF.						
Average RPI Loss: 232		RECORD	PCT. RANK		GAMES	SCHEDULE		OF SCHEDULE	RPI	RPI	RPI	RPI						
DIV. I ONLY		7-18-0	.28	248	2-8-0	295		290	292	.30544	291	31	31					
DIV. I NON-CONF.		2-6-0	.25	250	0-0-0	266		265	278	.37644	274	31	31					
TOTALS		RPI 1-25		RPI 26-50		W-L RECORDS		RPI 51-100		RPI 101-150		RPI 150+						
7-18-0		0-0-0		0-0-0		OVERALL		0-2-0		0-0-0		7-16-0						
1-3-0		0-0-0		0-0-0		HOME		0-0-0		0-0-0		1-3-0						
3-12-0		0-0-0		0-0-0		AWAY		0-0-0		0-0-0		3-12-0						
3-3-0		0-0-0		0-0-0		NEUTRAL		0-2-0		0-0-0		3-1-0						
2-6-0		0-0-0		0-0-0		NON-CONFERENCE		0-2-0		0-0-0		2-4-0						
0-0-0		0-0-0		0-0-0		HOME		0-0-0		0-0-0		0-0-0						
1-3-0		0-0-0		0-0-		AWAY		0-0-0		0-0-0		1-3-0						
1-3-0		0-0-0		0-0-0		NEUTRAL		0-2-0		0-0-0		1-1-0						
5-12-0		0-0-0		0-0-0		CONFERENCE		0-0-0		0-0-0		5-12-0						
1-3-0		0-0-0		0-0-0		HOME		0-0-0		0-0-0		1-3-0						
2-9-0		0-0-0		0-0-0		AWAY		0-0-0		0-0-0		2-9-0						
2-0-0		0-0-0		0-0-0		NEUTRAL		0-0-0		0-0-0		2-0-0						
RPI	S	Opponent	Score	RPI	S	Opponent	Score	RPI	S	Opponent	Score	RPI	S	Opponent	Score			
								86	N	Marshall	4	11		191	H	Delaware St.	2	10
								86	N	Marshall	0	11		191	H	Delaware St.	4	3
														191	H	Delaware St.	4	7
														215	A	Campbell	0	8
														215	A	Campbell	4	12
														219	A	Savannah St.	2	8
														219	A	Savannah St.	1	2
														259	A	UMBC	0	4
														259	A	UMBC	6	2
														261	N	Lafayette	3	4
														261	N	Lafayette	7	6
														262	H	Norfolk St.	4	14
														266	A	N.C. A&T	1	3
														266	A	N.C. A&T	1	3
														281	A	N.C. Central	0	6
														281	A	N.C. Central	4	13
														289	A	South Carolina St.	14	7
														289	A	South Carolina St.	2	4
														295	A	Coppin St.	1	4
														295	A	Coppin St.	7	2
														295	A	Coppin St.	2	3
														295	N	Coppin St.	11	6
														295	N	Coppin St.	10	3
				LAST 10 GAMES														
						262	H	Norfolk St.	4	14				191	H	Delaware St.	4	3
						295	A	Coppin St.	1	4				191	H	Delaware St.	4	7
						295	A	Coppin St.	2	3				281	A	N.C. Central	0	6
						295	A	Coppin St.	7	2				281	A	N.C. Central	4	13
						191	H	Delaware St.	2	10				289	A	South Carolina St.	2	4

Non-Div. I Games:

UMES

Average RPI Win: 286		WON-LOST RECORD		WINNING PCT. RANK		LAST 10 GAMES		STRENGTH OF SCHEDULE		OPP. STRENGTH OF SCHEDULE		TEAM RPI		ADJ RPI		CONF. RPI		ADJ CONF. RPI	
DIV. I ONLY		1-20-0		.04762 294		1-9-0		282		291		293		.28474 292		32		32	
DIV. I NON-CONF.		0-11-0		0 291		0-1-0		128		243		286		.34947 287		32		32	
TOTALS		RPI 1-25		RPI 26-50		W-L RECORDS		RPI 51-100		RPI 101-150		RPI 150+							
1-20-0		0-0-0		0-0-0		OVERALL		0-3-0		0-3-0		1-14-0							
0-4-0		0-0-0		0-0-0		HOME		0-1-0		0-0-0		0-3-0							
1-8-0		0-0-0		0-0-0		AWAY		0-1-0		0-0-0		1-7-0							
0-8-0		0-0-0		0-0-0		NEUTRAL		0-1-0		0-3-0		0-4-0							
0-11-0		0-0-0		0-0-0		NON-CONFERENCE		0-3-0		0-3-0		0-5-0							
0-1-0		0-0-0		0-0-0		HOME		0-1-0		0-0-0		0-0-0							
0-3-0		0-0-0		0-0-		AWAY		0-1-0		0-0-0		0-2-0							
0-7-0		0-0-0		0-0-0		NEUTRAL		0-1-0		0-3-0		0-3-0							
1-9-0		0-0-0		0-0-0		CONFERENCE		0-0-0		0-0-0		1-9-0							
0-3-0		0-0-0		0-0-0		HOME		0-0-0		0-0-0		0-3-0							
1-5-0		0-0-0		0-0-0		AWAY		0-0-0		0-0-0		1-5-0							
0-1-0		0-0-0		0-0-0		NEUTRAL		0-0-0		0-0-0		0-1-0							
RPI	S	Opponent	Score	RPI	S	Opponent	Score	RPI	S	Opponent	Score	RPI	S	Opponent	Score				
								79	N	Jacksonville St.	3 11	113	N	SFA	0 3				
								95	A	Louisiana Tech	0 8	138	N	Lamar	0 15				
								95	H	Louisiana Tech	0 26	144	N	Liberty	0 11				
												176	A	La.-Monroe	0 23				
												176	A	La.-Monroe	0 5				
												219	N	Savannah St.	0 8				
												219	N	Savannah St.	0 6				
												223	N	Seton Hall	5 10				
												245	H	Alabama St.	0 12				
												245	H	Alabama St.	0 10				
												245	H	Alabama St.	0 12				
												267	N	Mississippi Val.	5 12				
												286	A	Alabama A&M	6 23				
												286	A	Alabama A&M	8 4				
												286	A	Alabama A&M	1 11				
												290	A	Prairie View	3 14				
												290	A	Prairie View	11 17				
												290	A	Prairie View	0 8				
LAST 10 GAMES																			
						290	A	Prairie View	0 8	245	H	Alabama St.	0 12						
						290	A	Prairie View	11 17	95	H	Louisiana Tech	0 26						
						290	A	Prairie View	3 14	286	A	Alabama A&M	6 23						
						245	H	Alabama St.	0 10	286	A	Alabama A&M	8 4						
						245	H	Alabama St.	0 12	286	A	Alabama A&M	1 11						
Non-Div. I Games:		Langston	8 10	Jarvis Christian	5 3	Jarvis Christian	0 3	Montevallo	0 8										
		Jarvis Christian	6 5	Langston	11 2	Jarvis Christian	3 4	Grambling											

Average RPI Win: 265		WON-LOST RECORD		WINNING PCT. RANK		LAST 10 GAMES		STRENGTH OF SCHEDULE		OPP. STRENGTH OF SCHEDULE		TEAM RPI		ADJ RPI		CONF. RPI		ADJ CONF. RPI	
DIV. I ONLY		4-18-0		.18182 277		3-7-0		291		273		291		.26728 293		32		32	
DIV. I NON-CONF.		1-10-0		.09091 286		0-0-0		285		137		291		.28725 294		32		32	
TOTALS		RPI 1-25		RPI 26-50		W-L RECORDS		RPI 51-100		RPI 101-150		RPI 150+							
4-18-0		0-0-0		0-0-0		OVERALL		0-2-0		0-3-0		4-13-0							
1-4-0		0-0-0		0-0-0		HOME		0-0-0		0-0-0		1-4-0							
2-11-0		0-0-0		0-0-0		AWAY		0-2-0		0-3-0		2-6-0							
1-3-0		0-0-0		0-0-0		NEUTRAL		0-0-0		0-0-0		1-3-0							
1-10-0		0-0-0		0-0-0		NON-CONFERENCE		0-2-0		0-3-0		1-5-0							
0-0-0		0-0-0		0-0-0		HOME		0-0-0		0-0-0		0-0-0							
0-7-0		0-0-0		0-0-		AWAY		0-2-0		0-3-0		0-2-0							
1-3-0		0-0-0		0-0-0		NEUTRAL		0-0-0		0-0-0		1-3-0							
3-8-0		0-0-0		0-0-0		CONFERENCE		0-0-0		0-0-0		3-8-0							
1-4-0		0-0-0		0-0-0		HOME		0-0-0		0-0-0		1-4-0							
2-4-0		0-0-0		0-0-0		AWAY		0-0-0		0-0-0		2-4-0							
0-0-0		0-0-0		0-0-0		NEUTRAL		0-0-0		0-0-0		0-0-0							
RPI	S	Opponent	Score	RPI	S	Opponent	Score	RPI	S	Opponent	Score	RPI	S	Opponent	Score				
								99	A	Central Ark.	4	18		116	A	Abilene Christian	3	14	
								99	A	Central Ark.	1	10		116	A	Abilene Christian	0	8	
														116	A	Abilene Christian	0	9	
														157	N	Middle Tenn.	6	22	
														176	N	La.-Monroe	2	14	
														230	N	Belmont	0	8	
														241	A	Texas Southern	0	8	
														241	A	Texas Southern	5	6	
														241	A	Texas Southern	1	6	
														244	N	South Dakota St.	9	6	
														250	A	Austin Peay	6	10	
														250	A	Austin Peay	3	8	
														267	A	Mississippi Val.	13	5	
														267	A	Mississippi Val.	9	11	
														267	A	Mississippi Val.	17	14	
														283	H	Jackson St.	4	14	
														283	H	Jackson St.	8	2	
														286	H	Alabama A&M	1	2	
														286	H	Alabama A&M	2	3	
														286	H	Alabama A&M	1	6	
LAST 10 GAMES																			
				241	A	Texas Southern	5	6					286	H	Alabama A&M	1	6		
				241	A	Texas Southern	0	8					286	H	Alabama A&M	1	2		
				241	A	Texas Southern	1	6					286	H	Alabama A&M	2	3		
				283	H	Jackson St.	8	2					267	A	Mississippi Val.	13	5		
				283	H	Jackson St.	4	14					267	A	Mississippi Val.	17	14		
Non-Div. I Games:		Langston	10	1	Rust	8	1	Central Baptist	1	2	Lubbock Christian	7	11						
		Rust	11	1	Clarke	2	7	Texas Wesleyan	7	8	Langston	6	3						

Non-Div. I Games:

Jarvis Christian

11

3

Jarvis Christian

3

2

Bethany (KS)

5

13

Central Baptist

Ark.-Pine Bluff

Okla. Panhandle

5

7

A
r
k
.
-
P
i
n
e
B
l
u
f
fA
r
k
.
-
P
i
n
e
B
l
u
f
f

Average RPI Win: 283		WON-LOST RECORD		WINNING PCT. RANK		LAST 10 GAMES		STRENGTH OF SCHEDULE		OPP. STRENGTH OF SCHEDULE		TEAM RPI		ADJ RPI		CONF. RPI		ADJ CONF. RPI	
DIV. I ONLY		1-9-0		.1 289		1-9-0		294		261		294		.2618 294		32		32	
DIV. I NON-CONF.		0-5-0		0 291		0-5-0		275		221		294		.29866 293		32		32	
TOTALS		RPI 1-25		RPI 26-50		W-L RECORDS		RPI 51-100		RPI 101-150		RPI 150+							
1-9-0		0-0-0		0-0-0		OVERALL		0-1-0		0-2-0		1-6-0							
1-2-0		0-0-0		0-0-0		HOME		0-1-0		0-0-0		1-1-0							
0-5-0		0-0-0		0-0-0		AWAY		0-0-0		0-0-0		0-5-0							
0-2-0		0-0-0		0-0-0		NEUTRAL		0-0-0		0-2-0		0-0-0							
0-5-0		0-0-0		0-0-0		NON-CONFERENCE		0-1-0		0-2-0		0-2-0							
0-1-0		0-0-0		0-0-0		HOME		0-1-0		0-0-0		0-0-0							
0-2-0		0-0-0		0-0-		AWAY		0-0-0		0-0-0		0-2-0							
0-2-0		0-0-0		0-0-0		NEUTRAL		0-0-0		0-2-0		0-0-0							
1-4-0		0-0-0		0-0-0		CONFERENCE		0-0-0		0-0-0		1-4-0							
1-1-0		0-0-0		0-0-0		HOME		0-0-0		0-0-0		1-1-0							
0-3-0		0-0-0		0-0-0		AWAY		0-0-0		0-0-0		0-3-0							
0-0-0		0-0-0		0-0-0		NEUTRAL		0-0-0		0-0-0		0-0-0							
RPI	S	Opponent	Score	RPI	S	Opponent	Score	RPI	S	Opponent	Score	RPI	S	Opponent	Score				
								95	H	Louisiana Tech	3	11		150	N	Loyola Chicago	1	10	
														150	N	Loyola Chicago	2	11	
														254	A	Tennessee St.	2	11	
														254	A	Tennessee St.	6	8	
														256	A	Alcorn	5	6	
														256	A	Alcorn	1	5	
														256	A	Alcorn	0	12	
														283	H	Jackson St.	4	6	
														283	H	Jackson St.	3	0	
LAST 10 GAMES																			
								95	H	Louisiana Tech	3	11							
								150	N	Loyola Chicago	2	11							
								254	A	Tennessee St.	6	8							
								150	N	Loyola Chicago	1	10							
								254	A	Tennessee St.	2	11							
Non-Div. I Games:		Rust		22 0		LSU-Alexandria		4 8		Langston		7 1		Langston		11 3		Southern U.	
		LSU-Alexandria		1 11		LSU-Alexandria		7 9											

Average RPI Win: 291		WON-LOST	WINNING	LAST 10	STRENGTH OF	OPP. STRENGTH	TEAM	ADJ	CONF.	ADJ CONF.		
Average RPI Loss: 247		RECORD	PCT. RANK	GAMES	SCHEDULE	OF SCHEDULE	RPI	RPI	RPI	RPI		
DIV. I ONLY		2-21-0	.08696	292	2-8-0	292	295	295	.25802	295	31	31
DIV. I NON-CONF.		0-10-0	0	291	0-4-0	295	292	295	.24866	295	31	31
<hr/>												
TOTALS		RPI 1-25		RPI 26-50		W-L RECORDS		RPI 51-100		RPI 101-150		RPI 150+
2-21-0		0-0-0		0-0-0		OVERALL		0-0-0		0-0-0		2-21-0
2-5-0		0-0-0		0-0-0		HOME		0-0-0		0-0-0		2-5-0
0-14-0		0-0-0		0-0-0		AWAY		0-0-0		0-0-0		0-14-0
0-2-0		0-0-0		0-0-0		NEUTRAL		0-0-0		0-0-0		0-2-0
0-10-0		0-0-0		0-0-0		NON-CONFERENCE		0-0-0		0-0-0		0-10-0
0-4-0		0-0-0		0-0-0		HOME		0-0-0		0-0-0		0-4-0
0-6-0		0-0-0		0-0-		AWAY		0-0-0		0-0-0		0-6-0
0-0-0		0-0-0		0-0-0		NEUTRAL		0-0-0		0-0-0		0-0-0
2-11-0		0-0-0		0-0-0		CONFERENCE		0-0-0		0-0-0		2-11-0
2-1-0		0-0-0		0-0-0		HOME		0-0-0		0-0-0		2-1-0
0-8-0		0-0-0		0-0-0		AWAY		0-0-0		0-0-0		0-8-0
0-2-0		0-0-0		0-0-0		NEUTRAL		0-0-0		0-0-0		0-2-0
RPI	S	Opponent	Score	RPI	S	Opponent	Score	RPI	S	Opponent	Score	
										168 H	Marist	2 14
										168 H	Marist	6 12
										191 A	Delaware St.	2 14
										191 A	Delaware St.	5 15
										191 A	Delaware St.	2 18
										259 A	UMBC	2 11
										259 A	UMBC	2 10
										259 A	UMBC	5 8
										259 A	UMBC	1 6
										262 A	Norfolk St.	0 8
										262 A	Norfolk St.	5 6
										262 A	Norfolk St.	5 11
										265 A	Mt. St. Mary's	2 10
										265 A	Mt. St. Mary's	1 12
										265 H	Mt. St. Mary's	2 10
										265 H	Mt. St. Mary's	3 8
										266 A	N.C. A&T	3 10
										266 A	N.C. A&T	1 6
										291 H	UMES	3 2
										291 H	UMES	2 7
										291 H	UMES	4 1
										291 N	UMES	3 10
										291 N	UMES	6 11
LAST 10 GAMES												
				191 A	Delaware St.	2 14	291 H	UMES	4 1			
				191 A	Delaware St.	2 18	291 H	UMES	3 2			
				191 A	Delaware St.	5 15	291 H	UMES	2 7			
				259 A	UMBC	5 8	265 A	Mt. St. Mary's	2 10			
				259 A	UMBC	2 10	265 A	Mt. St. Mary's	1 12			

Non-Div. I Games:

Coppin St.