

Average RPI Win: 65		WON-LOST	WINNING	LAST 10	STRENGTH OF		OPP. STRENGTH	TEAM	ADJ	CONF.	ADJ CONF.
Average RPI Loss: 43		RECORD	PCT. RANK	GAMES	SCHEDULE		OF SCHEDULE	RPI	RPI	RPI	RPI
DIV. I ONLY		50-5-0	.90909	2	8-2-0		5	4	1	.70745	1
DIV. I NON-CONF.		30-2-0	.9375	3	4-1-0		26	23	7	.67728	8
TOTALS		RPI 1-25	RPI 26-50		W-L RECORDS		RPI 51-100		RPI 101-150		RPI 150+
50-5-0		19-4-0	7-0-0		OVERALL		15-0-0		3-0-0		6-1-0
25-2-0		9-1-0	3-0-0		HOME		7-0-0		0-0-0		6-1-0
12-3-0		7-3-0	3-0-0		AWAY		1-0-0		1-0-0		0-0-0
13-0-0		3-0-0	1-0-0		NEUTRAL		7-0-0		2-0-0		0-0-0
30-2-0		4-1-0	2-0-0		NON-CONFERENCE		15-0-0		3-0-0		6-1-0
15-1-0		1-0-0	1-0-0		HOME		7-0-0		0-0-0		6-1-0
2-1-0		0-1-0	0-0-		AWAY		1-0-0		1-0-0		0-0-0
13-0-0		3-0-0	1-0-0		NEUTRAL		7-0-0		2-0-0		0-0-0
20-3-0		15-3-0	5-0-0		CONFERENCE		0-0-0		0-0-0		0-0-0
10-1-0		8-1-0	2-0-0		HOME		0-0-0		0-0-0		0-0-0
10-2-0		7-2-0	3-0-0		AWAY		0-0-0		0-0-0		0-0-0
0-0-0		0-0-0	0-0-0		NEUTRAL		0-0-0		0-0-0		0-0-0
RPI S	Opponent	Score	RPI S	Opponent	Score	RPI S	Opponent	Score	RPI S	Opponent	Score
3 H	Auburn	0 1	30 A	Arkansas	6 1	52 A	South Fla.	8 0	117 N	Delaware	9 0
3 H	Auburn	7 0	30 A	Arkansas	6 1	52 H	South Fla.	8 0	120 A	Jacksonville	6 0
3 H	Auburn	4 3	30 A	Arkansas	8 0	58 N	Illinois St.	9 0	141 N	Iowa	8 0
4 N	UCLA	9 4	32 H	Missouri	6 0	63 H	UCF	9 1	157 H	North Dakota St.	13 0
7 A	Florida St.	1 3	32 H	Missouri	1 0	65 N	Northwestern	7 4	166 H	Northwestern St.	9 3
7 H	Florida St.	1 0	43 H	FIU	5 0	66 H	St. John's (NY)	5 2	166 H	Northwestern St.	10 0
9 A	Tennessee	1 5	48 N	Fordham	4 0	71 N	Syracuse	2 0	177 H	Maryland	2 4
9 A	Tennessee	5 0				75 N	Long Beach St.	17 0	234 H	Florida A&M	7 0
9 A	Tennessee	9 0				78 N	Lehigh	5 0	234 H	Florida A&M	8 1
17 A	Kentucky	4 0				81 H	North Florida	5 1	236 H	Bethune-Cookman	15 7
17 A	Kentucky	2 0				85 N	Liberty	2 1			
17 A	Kentucky	1 5				90 H	North Texas	8 0			
21 N	Michigan	2 1				90 H	North Texas	9 0			
22 A	South Carolina	10 0				90 H	North Texas	8 1			
22 A	South Carolina	6 0				93 N	Elon	11 0			
22 A	South Carolina	13 1									
23 H	Ole Miss	3 0									
23 H	Ole Miss	2 0									
23 H	Ole Miss	5 0									
24 N	California	4 0									
25 H	Georgia	4 1									
25 H	Georgia	5 0									
25 H	Georgia	3 0									
			LAST 10 GAMES								
			234 H	Florida A&M	7 0	9 A	Tennessee	1 5			
			90 H	North Texas	8 1	9 A	Tennessee	9 0			
			90 H	North Texas	9 0	9 A	Tennessee	5 0			
			90 H	North Texas	8 0	23 H	Ole Miss	5 0			
			7 A	Florida St.	1 3	23 H	Ole Miss	3 0			

Non-Div. I Games:

Florida

Average RPI Win: 79		WON-LOST RECORD		WINNING PCT. RANK		LAST 10 GAMES		STRENGTH OF SCHEDULE		OPP. STRENGTH OF SCHEDULE		TEAM RPI		ADJ RPI		CONF. RPI		ADJ CONF. RPI	
DIV. I ONLY		44-6-0		.88		5		7-3-0		8		5		2		.70345		2	
DIV. I NON-CONF.		30-0-0		1		1		3-0-0		45		22		4		.6909		3	
TOTALS		RPI 1-25		RPI 26-50		W-L RECORDS		RPI 51-100		RPI 101-150		RPI 150+							
44-6-0		16-6-0		7-0-0		OVERALL		7-0-0		5-0-0		9-0-0							
21-2-0		11-2-0		3-0-0		HOME		2-0-0		1-0-0		4-0-0							
8-4-0		4-4-0		2-0-0		AWAY		2-0-0		0-0-0		0-0-0							
15-0-0		1-0-0		2-0-0		NEUTRAL		3-0-0		4-0-0		5-0-0							
30-0-0		5-0-0		4-0-0		NON-CONFERENCE		7-0-0		5-0-0		9-0-0							
11-0-0		4-0-0		0-0-0		HOME		2-0-0		1-0-0		4-0-0							
4-0-0		0-0-0		2-0-		AWAY		2-0-0		0-0-0		0-0-0							
15-0-0		1-0-0		2-0-0		NEUTRAL		3-0-0		4-0-0		5-0-0							
14-6-0		11-6-0		3-0-0		CONFERENCE		0-0-0		0-0-0		0-0-0							
10-2-0		7-2-0		3-0-0		HOME		0-0-0		0-0-0		0-0-0							
4-4-0		4-4-0		0-0-0		AWAY		0-0-0		0-0-0		0-0-0							
0-0-0		0-0-0		0-0-0		NEUTRAL		0-0-0		0-0-0		0-0-0							
RPI	S	Opponent	Score		RPI	S	Opponent	Score		RPI	S	Opponent	Score		RPI	S	Opponent	Score	
4	A	UCLA	0	1	27	N	Illinois	11	0	51	N	San Jose St.	8	0	108	H	Pacific	8	0
4	A	UCLA	11	4	32	A	Missouri	7	2	61	N	Cal Poly	3	1	127	N	Virginia	11	6
4	A	UCLA	0	2	32	A	Missouri	10	3	69	H	Hofstra	16	0	129	N	UNLV	4	2
5	A	Arizona	0	2	38	H	Oregon St.	7	0	69	H	Hofstra	12	1	140	N	Montana	1	0
5	A	Arizona	4	3	38	H	Oregon St.	8	0	72	A	Hawaii	17	0	140	N	Montana	6	0
5	A	Arizona	7	10	38	H	Oregon St.	7	2	72	A	Hawaii	8	2	176	N	Butler	8	0
6	H	Washington	2	4	47	N	Fresno St.	4	1	99	N	Kent St.	4	3	177	N	Maryland	14	0
6	H	Washington	3	5											192	N	SFA	8	2
6	H	Washington	4	1											204	H	Idaho St.	9	3
7	H	Florida St.	3	1											204	H	Idaho St.	9	0
7	H	Florida St.	2	1											205	N	Seattle U	4	2
7	H	Florida St.	11	0											209	N	Creighton	8	0
16	A	Utah	12	3											245	H	Portland St.	8	0
16	A	Utah	3	0											245	H	Portland St.	3	1
17	N	Kentucky	5	4															
18	H	BYU	1	0															
20	H	Arizona St.	8	4															
20	H	Arizona St.	4	0															
20	H	Arizona St.	1	0															
24	H	California	5	1															
24	H	California	10	2															
24	H	California	2	1															
					LAST 10 GAMES														
					7	H	Florida St.	2	1	38	H	Oregon St.	8	0					
					7	H	Florida St.	3	1	5	A	Arizona	4	3					
					7	H	Florida St.	11	0	5	A	Arizona	7	10					
					38	H	Oregon St.	7	0	5	A	Arizona	0	2					
					38	H	Oregon St.	7	2	6	H	Washington	3	5					

Non-Div. I Games:

Oregon

Auburn

Average RPI Win: 81		WON-LOST	WINNING	LAST 10	STRENGTH OF		OPP. STRENGTH	TEAM	ADJ	CONF.	ADJ CONF.
Average RPI Loss: 14		RECORD	PCT. RANK	GAMES	SCHEDULE		OF SCHEDULE	RPI	RPI	RPI	RPI
DIV. I ONLY		45-9-0	.83333	9	8-2-0		3	19	3	.69632	3
DIV. I NON-CONF.		28-2-0	.93333	4	1-0-0		9	75	2	.68879	4
TOTALS		RPI 1-25	RPI 26-50		W-L RECORDS		RPI 51-100		RPI 101-150		RPI 150+
45-9-0		15-8-0	11-1-0		OVERALL		7-0-0		0-0-0		12-0-0
28-4-0		5-3-0	9-1-0		HOME		5-0-0		0-0-0		9-0-0
10-4-0		8-4-0	0-0-0		AWAY		1-0-0		0-0-0		1-0-0
7-1-0		2-1-0	2-0-0		NEUTRAL		1-0-0		0-0-0		2-0-0
28-2-0		3-2-0	6-0-0		NON-CONFERENCE		7-0-0		0-0-0		12-0-0
19-1-0		1-1-0	4-0-0		HOME		5-0-0		0-0-0		9-0-0
2-0-0		0-0-0	0-0-		AWAY		1-0-0		0-0-0		1-0-0
7-1-0		2-1-0	2-0-0		NEUTRAL		1-0-0		0-0-0		2-0-0
17-7-0		12-6-0	5-1-0		CONFERENCE		0-0-0		0-0-0		0-0-0
9-3-0		4-2-0	5-1-0		HOME		0-0-0		0-0-0		0-0-0
8-4-0		8-4-0	0-0-0		AWAY		0-0-0		0-0-0		0-0-0
0-0-0		0-0-0	0-0-0		NEUTRAL		0-0-0		0-0-0		0-0-0
RPI S	Opponent	Score	RPI S	Opponent	Score	RPI S	Opponent	Score	RPI S	Opponent	Score
1 A	Florida	1 0	27 N	Illinois	6 2	52 A	South Fla.	4 0	154 H	Evansville	5 3
1 A	Florida	0 7	29 H	Texas St.	8 1	57 H	Georgia St.	6 3	157 N	North Dakota St.	2 1
1 A	Florida	3 4	31 H	Mississippi St.	6 2	74 N	Nebraska	3 2	167 H	Mercer	10 1
6 N	Washington	1 2	31 H	Mississippi St.	4 2	79 H	Col. of Charleston	14 0	185 H	UMass Lowell	13 0
11 N	Oklahoma	3 2	31 H	Mississippi St.	6 3	79 H	Col. of Charleston	8 0	189 N	LIU Brooklyn	9 4
13 H	James Madison	4 0	32 H	Missouri	1 6	85 H	Liberty	15 0	209 H	Creighton	8 0
13 H	James Madison	0 1	32 H	Missouri	6 1	85 H	Liberty	9 1	209 H	Creighton	9 0
14 A	Alabama	4 1	32 H	Missouri	5 4				221 H	North Dakota	6 0
14 A	Alabama	2 3	35 N	Ohio St.	8 0				221 H	North Dakota	8 0
14 A	Alabama	3 0	44 H	SIUE	4 3				251 H	Yale	9 0
15 H	LSU	5 4	44 H	SIUE	8 1				260 A	Alabama St.	14 1
15 H	LSU	5 4	46 H	Kennesaw St.	7 3				260 H	Alabama St.	14 0
15 H	LSU	0 8									
18 N	BYU	3 0									
22 A	South Carolina	2 0									
22 A	South Carolina	2 0									
22 A	South Carolina	0 3									
23 H	Ole Miss	4 10									
23 H	Ole Miss	3 1									
23 H	Ole Miss	3 1									
25 A	Georgia	13 4									
25 A	Georgia	7 5									
25 A	Georgia	4 3									
			LAST 10 GAMES								
			14 A	Alabama	2 3	31 H	Mississippi St.	4 2			
			14 A	Alabama	4 1	260 A	Alabama St.	14 1			
			14 A	Alabama	3 0	22 A	South Carolina	0 3			
			31 H	Mississippi St.	6 3	22 A	South Carolina	2 0			
			31 H	Mississippi St.	6 2	22 A	South Carolina	2 0			

Non-Div. I Games:

Auburn

Average RPI Win: 63		WON-LOST	WINNING	LAST 10	STRENGTH OF	OPP. STRENGTH	TEAM	ADJ	CONF.	ADJ CONF.							
Average RPI Loss: 14		RECORD	PCT. RANK	GAMES	SCHEDULE	OF SCHEDULE	RPI	RPI	RPI	RPI							
DIV. I ONLY		39-13-0	.75	22	9-1-0	1	1	6	.69625	4	2	1					
DIV. I NON-CONF.		26-5-0	.83871	17	1-0-0	3	4	3	.69712	1	1	1					
<hr/>																	
TOTALS		RPI 1-25		RPI 26-50		W-L RECORDS		RPI 51-100		RPI 101-150		RPI 150+					
39-13-0		16-11-0		6-2-0		OVERALL		8-0-0		5-0-0		4-0-0					
16-6-0		10-6-0		3-0-0		HOME		0-0-0		2-0-0		1-0-0					
10-3-0		2-1-0		3-2-0		AWAY		5-0-0		0-0-0		0-0-0					
13-4-0		4-4-0		0-0-0		NEUTRAL		3-0-0		3-0-0		3-0-0					
26-5-0		7-5-0		5-0-0		NON-CONFERENCE		5-0-0		5-0-0		4-0-0					
9-1-0		3-1-0		3-0-0		HOME		0-0-0		2-0-0		1-0-0					
4-0-0		0-0-0		2-0-		AWAY		2-0-0		0-0-0		0-0-0					
13-4-0		4-4-0		0-0-0		NEUTRAL		3-0-0		3-0-0		3-0-0					
13-8-0		9-6-0		1-2-0		CONFERENCE		3-0-0		0-0-0		0-0-0					
7-5-0		7-5-0		0-0-0		HOME		0-0-0		0-0-0		0-0-0					
6-3-0		2-1-0		1-2-0		AWAY		3-0-0		0-0-0		0-0-0					
0-0-0		0-0-0		0-0-0		NEUTRAL		0-0-0		0-0-0		0-0-0					
RPI	S	Opponent		Score		RPI	S	Opponent		Score		RPI	S	Opponent		Score	
1	N	Florida		4	9	33	H	Texas		3	2	61	N	Cal Poly		3	1
2	H	Oregon		2	0	36	H	Notre Dame		8	0	63	N	UCF		1	0
2	H	Oregon		1	0	38	A	Oregon St.		0	8	67	A	CSUN		5	0
2	H	Oregon		4	11	38	A	Oregon St.		7	5	75	A	Long Beach St.		1	0
5	H	Arizona		2	7	38	A	Oregon St.		5	8	83	A	Stanford		13	8
5	H	Arizona		6	0	40	A	San Diego St.		8	0	83	A	Stanford		6	5
5	H	Arizona		8	0	45	A	Cal St. Fullerton		2	0	83	A	Stanford		8	1
6	A	Washington		7	12	45	H	Cal St. Fullerton		7	3	85	N	Liberty		7	1
6	A	Washington		6	2												
6	A	Washington		9	8												
7	N	Florida St.		1	2												
10	N	Baylor		6	11												
11	N	Oklahoma		1	10												
15	N	LSU		6	5												
16	H	Utah		1	2												
16	H	Utah		2	7												
16	H	Utah		0	4												
17	H	Kentucky		6	2												
17	H	Kentucky		1	2												
18	H	BYU		4	2												
18	H	BYU		1	0												
21	N	Michigan		4	0			LAST 10 GAMES									
22	N	South Carolina		5	2	5	H	Arizona		2	7	83	A	Stanford		13	8
24	H	California		3	2	5	H	Arizona		6	0	67	A	CSUN		5	0
24	H	California		3	1	5	H	Arizona		8	0	24	H	California		8	1
24	H	California		8	1	83	A	Stanford		8	1	24	H	California		3	1
25	N	Georgia		10	5	83	A	Stanford		6	5	24	H	California		3	2

Non-Div. I Games:

UCLA

Average RPI Win: 76		WON-LOST RECORD		WINNING PCT. RANK		LAST 10 GAMES		STRENGTH OF SCHEDULE		OPP. STRENGTH OF SCHEDULE		TEAM RPI		ADJ RPI		CONF. RPI		ADJ CONF. RPI	
DIV. I ONLY		48-7-0		.87273 7		6-4-0		12		11		4		.69402 5		2		1	
DIV. I NON-CONF.		30-1-0		.96774 2		1-0-0		30		43		6		.68007 6		1		1	
TOTALS		RPI 1-25		RPI 26-50		W-L RECORDS		RPI 51-100		RPI 101-150		RPI 150+							
48-7-0		15-7-0		8-0-0		OVERALL		11-0-0		8-0-0		6-0-0							
26-2-0		8-2-0		5-0-0		HOME		8-0-0		4-0-0		1-0-0							
13-4-0		5-4-0		3-0-0		AWAY		2-0-0		3-0-0		0-0-0							
9-1-0		2-1-0		0-0-0		NEUTRAL		1-0-0		1-0-0		5-0-0							
30-1-0		3-1-0		5-0-0		NON-CONFERENCE		8-0-0		8-0-0		6-0-0							
16-0-0		1-0-0		5-0-0		HOME		5-0-0		4-0-0		1-0-0							
5-0-0		0-0-0		0-0-0		AWAY		2-0-0		3-0-0		0-0-0							
9-1-0		2-1-0		0-0-0		NEUTRAL		1-0-0		1-0-0		5-0-0							
18-6-0		12-6-0		3-0-0		CONFERENCE		3-0-0		0-0-0		0-0-0							
10-2-0		7-2-0		0-0-0		HOME		3-0-0		0-0-0		0-0-0							
8-4-0		5-4-0		3-0-0		AWAY		0-0-0		0-0-0		0-0-0							
0-0-0		0-0-0		0-0-0		NEUTRAL		0-0-0		0-0-0		0-0-0							
RPI	S	Opponent		Score		RPI	S	Opponent		Score		RPI	S	Opponent		Score			
2	H	Oregon		10	7	28	H	Tulsa		10	2	55	N	Louisville		5	3		
2	H	Oregon		2	0	33	H	Texas		2	1	65	H	Northwestern		11	3		
2	H	Oregon		3	4	33	H	Texas		4	2	67	A	CSUN		10	1		
4	A	UCLA		0	8	33	H	Texas		3	0	67	H	CSUN		6	0		
4	A	UCLA		0	6	38	A	Oregon St.		7	1	68	H	Boston College		12	2		
4	A	UCLA		7	2	38	A	Oregon St.		7	4	70	H	Grand Canyon		6	2		
6	H	Washington		5	2	38	A	Oregon St.		6	2	70	H	Grand Canyon		13	0		
6	H	Washington		3	0	48	H	Fordham		8	1	75	A	Long Beach St.		4	0		
6	H	Washington		12	0							83	H	Stanford		20	1		
7	N	Florida St.		0	1							83	H	Stanford		12	0		
10	H	Baylor		4	0							83	H	Stanford		9	1		
11	N	Oklahoma		4	3														
16	A	Utah		2	3														
16	A	Utah		3	6														
16	A	Utah		5	1														
18	N	BYU		9	0														
20	H	Arizona St.		4	3														
20	H	Arizona St.		2	5														
20	H	Arizona St.		8	0														
24	A	California		6	0														
24	A	California		7	0														
24	A	California		6	1														
						LAST 10 GAMES													
						4	A	UCLA		7	2	20	H	Arizona St.		4	3		
						4	A	UCLA		0	6	2	H	Oregon		3	4		
						4	A	UCLA		0	8	2	H	Oregon		10	7		
						20	H	Arizona St.		8	0	2	H	Oregon		2	0		
						20	H	Arizona St.		2	5	131	A	New Mexico St.		8	0		

Non-Div. I Games:

Arizona

Average RPI Win:		63	WON-LOST RECORD		WINNING PCT. RANK		LAST 10 GAMES		STRENGTH OF SCHEDULE		OPP. STRENGTH OF SCHEDULE		TEAM RPI		ADJ RPI		CONF. RPI		ADJ CONF. RPI					
DIV. I ONLY			40-11-0		.78431		18		9-1-0		4		2		7		.68832		6		2		1	
DIV. I NON-CONF.			27-3-0		.9		8		4-0-0		7		7		1		.69408		2		1		1	
TOTALS		RPI 1-25		RPI 26-50				W-L RECORDS				RPI 51-100				RPI 101-150				RPI 150+				
40-11-0		15-8-0		6-2-0				OVERALL				9-1-0				8-0-0				2-0-0				
15-4-0		6-2-0		2-1-0				HOME				2-1-0				3-0-0				2-0-0				
12-4-0		7-4-0		1-0-0				AWAY				3-0-0				1-0-0				0-0-0				
13-3-0		2-2-0		3-1-0				NEUTRAL				4-0-0				4-0-0				0-0-0				
27-3-0		6-2-0		4-1-0				NON-CONFERENCE				7-0-0				8-0-0				2-0-0				
7-0-0		2-0-0		0-0-0				HOME				0-0-0				3-0-0				2-0-0				
7-0-0		2-0-0		1-0-				AWAY				3-0-0				1-0-0				0-0-0				
13-3-0		2-2-0		3-1-0				NEUTRAL				4-0-0				4-0-0				0-0-0				
13-8-0		9-6-0		2-1-0				CONFERENCE				2-1-0				0-0-0				0-0-0				
8-4-0		4-2-0		2-1-0				HOME				2-1-0				0-0-0				0-0-0				
5-4-0		5-4-0		0-0-0				AWAY				0-0-0				0-0-0				0-0-0				
0-0-0		0-0-0		0-0-0				NEUTRAL				0-0-0				0-0-0				0-0-0				
RPI	S	Opponent		Score		RPI	S	Opponent		Score		RPI	S	Opponent		Score		RPI	S	Opponent		Score		
2	A	Oregon		4	2	32	N	Missouri		5	9	65	N	Northwestern		3	0	105	N	UC Santa Barbara		10	2	
2	A	Oregon		1	4	33	N	Texas		7	2	65	N	Northwestern		6	3	113	N	Indiana		13	1	
2	A	Oregon		5	3	35	N	Ohio St.		11	4	67	N	CSUN		8	0	128	N	UC Riverside		14	1	
3	N	Auburn		2	1	38	H	Oregon St.		10	8	70	A	Grand Canyon		14	4	130	H	Penn St.		13	1	
4	H	UCLA		12	7	38	H	Oregon St.		4	3	70	A	Grand Canyon		7	0	130	H	Penn St.		15	0	
4	H	UCLA		8	9	38	H	Oregon St.		1	2	74	N	Nebraska		7	5	130	H	Penn St.		9	1	
4	H	UCLA		2	6	40	A	San Diego St.		6	5	75	A	Long Beach St.		9	1	135	A	UAB		6	0	
5	A	Arizona		2	5	47	N	Fresno St.		5	1	83	H	Stanford		0	6	141	N	Iowa		8	0	
5	A	Arizona		0	12							83	H	Stanford		10	2	195	H	South Dakota		8	0	
5	A	Arizona		0	3							83	H	Stanford		1	0	205	H	Seattle U		3	1	
10	N	Baylor		1	3																			
11	N	Oklahoma		1	0																			
12	H	Minnesota		9	0																			
12	H	Minnesota		3	2																			
14	A	Alabama		3	0																			
14	A	Alabama		3	2																			
18	N	BYU		2	4																			
20	H	Arizona St.		1	0																			
20	H	Arizona St.		6	4																			
20	H	Arizona St.		4	0																			
24	A	California		3	2																			
24	A	California		4	0																			
24	A	California		4	2																			
						LAST 10 GAMES																		
						83	H	Stanford		10	2	24	A	California		4	2							
						83	H	Stanford		0	6	24	A	California		4	0							
						83	H	Stanford		1	0	14	A	Alabama		3	0							
						205	H	Seattle U		3	1	14	A	Alabama		3	2							
						24	A	California		3	2	135	A	UAB		6	0							

Non-Div. I Games:

Washington

Average RPI Win:		85	WON-LOST		WINNING		LAST 10		STRENGTH OF		OPP. STRENGTH		TEAM	ADJ		CONF.	ADJ CONF.							
Average RPI Loss:		6	RECORD		PCT. RANK		GAMES		SCHEDULE		OF SCHEDULE		RPI	RPI		RPI	RPI							
DIV. I ONLY			48-6-1		.88182		4		7-3-0		21		22		5		.68778		7		5		4	
DIV. I NON-CONF.			24-6-1		.79032		30		1-3-0		2		1		5		.68633		5		4		4	
TOTALS		RPI 1-25		RPI 26-50				W-L RECORDS				RPI 51-100				RPI 101-150				RPI 150+				
48-6-1		4-6-1		10-0-0				OVERALL				19-0-0				7-0-0				8-0-0				
25-0-0		1-0-0		9-0-0				HOME				9-0-0				2-0-0				4-0-0				
18-5-0		1-5-0		0-0-0				AWAY				9-0-0				5-0-0				3-0-0				
5-1-1		2-1-1		1-0-0				NEUTRAL				1-0-0				0-0-0				1-0-0				
24-6-1		4-6-1		4-0-0				NON-CONFERENCE				10-0-0				4-0-0				2-0-0				
13-0-0		1-0-0		3-0-0				HOME				6-0-0				2-0-0				1-0-0				
6-5-0		1-5-0		0-0-				AWAY				3-0-0				2-0-0				0-0-0				
5-1-1		2-1-1		1-0-0				NEUTRAL				1-0-0				0-0-0				1-0-0				
24-0-0		0-0-0		6-0-0				CONFERENCE				9-0-0				3-0-0				6-0-0				
12-0-0		0-0-0		6-0-0				HOME				3-0-0				0-0-0				3-0-0				
12-0-0		0-0-0		0-0-0				AWAY				6-0-0				3-0-0				3-0-0				
0-0-0		0-0-0		0-0-0				NEUTRAL				0-0-0				0-0-0				0-0-0				
RPI	S	Opponent		Score		RPI	S	Opponent		Score		RPI	S	Opponent		Score		RPI	S	Opponent		Score		
1	A	Florida		0	1	26	H	Marshall		1	0	55	A	Louisville		11	0	119	A	Troy		2	0	
1	H	Florida		3	1	26	H	Marshall		7	0	55	A	Louisville		4	3	119	A	Troy		9	3	
2	A	Oregon		0	11	34	H	North Carolina		8	1	55	A	Louisville		5	4	127	A	Virginia		13	1	
2	A	Oregon		1	2	34	H	North Carolina		3	0	60	H	Pittsburgh		5	0	127	A	Virginia		10	0	
2	A	Oregon		1	3	34	H	North Carolina		6	2	60	H	Pittsburgh		12	4	127	A	Virginia		8	0	
4	N	UCLA		2	1	36	H	Notre Dame		16	0	60	H	Pittsburgh		14	3	147	H	Furman		5	1	
5	N	Arizona		1	0	36	H	Notre Dame		6	0	63	A	UCF		4	0	147	H	Furman		9	1	
8	N	Texas A&M		0	2	36	H	Notre Dame		6	0	65	H	Northwestern		7	0	155	H	Georgia Tech		8	0	
21	N	Michigan		5	5	40	N	San Diego St.		6	4	65	H	Northwestern		3	2	155	H	Georgia Tech		13	8	
22	A	South Carolina		3	1	50	H	Lipscomb		13	1	71	A	Syracuse		18	9	155	H	Georgia Tech		4	0	
22	A	South Carolina		2	7							71	A	Syracuse		6	5	160	A	Virginia Tech		13	2	
												71	A	Syracuse		13	4	160	A	Virginia Tech		5	2	
												74	H	Nebraska		9	0	160	A	Virginia Tech		12	3	
												74	H	Nebraska		8	0	234	H	Florida A&M		5	0	
												81	H	North Florida		3	0	264	N	Canisius		9	1	
												81	H	North Florida		8	0							
												83	N	Stanford		8	2							
												86	A	FGCU		7	0							
												86	A	FGCU		13	1							
LAST 10 GAMES																								
2	A	Oregon		1	2	34	H	North Carolina		8	1													
2	A	Oregon		1	3	34	H	North Carolina		3	0													
2	A	Oregon		0	11	55	A	Louisville		5	4													
1	H	Florida		3	1	55	A	Louisville		11	0													
34	H	North Carolina		6	2	55	A	Louisville		4	3													

Non-Div. I Games:

Florida St.

Average RPI Win: 78		WON-LOST RECORD		WINNING PCT. RANK		LAST 10 GAMES		STRENGTH OF SCHEDULE		OPP. STRENGTH OF SCHEDULE		TEAM RPI		ADJ RPI		CONF. RPI		ADJ CONF. RPI	
DIV. I ONLY		42-9-0		.82353 13		5-5-0		18		9		9		.67589 8		1		2	
DIV. I NON-CONF.		26-2-0		.92857 7		0-1-0		37		38		9		.66848 9		2		2	
TOTALS		RPI 1-25		RPI 26-50		W-L RECORDS		RPI 51-100		RPI 101-150		RPI 150+							
42-9-0		14-5-0		12-3-0		OVERALL		3-1-0		2-0-0		11-0-0							
28-6-0		4-3-0		10-2-0		HOME		1-1-0		2-0-0		11-0-0							
9-3-0		6-2-0		2-1-0		AWAY		1-0-0		0-0-0		0-0-0							
5-0-0		4-0-0		0-0-0		NEUTRAL		1-0-0		0-0-0		0-0-0							
26-2-0		4-1-0		6-0-0		NON-CONFERENCE		3-1-0		2-0-0		11-0-0							
20-2-0		0-1-0		6-0-0		HOME		1-1-0		2-0-0		11-0-0							
1-0-0		0-0-0		0-0-		AWAY		1-0-0		0-0-0		0-0-0							
5-0-0		4-0-0		0-0-0		NEUTRAL		1-0-0		0-0-0		0-0-0							
16-7-0		10-4-0		6-3-0		CONFERENCE		0-0-0		0-0-0		0-0-0							
8-4-0		4-2-0		4-2-0		HOME		0-0-0		0-0-0		0-0-0							
8-3-0		6-2-0		2-1-0		AWAY		0-0-0		0-0-0		0-0-0							
0-0-0		0-0-0		0-0-0		NEUTRAL		0-0-0		0-0-0		0-0-0							
RPI S	Opponent	Score		RPI S	Opponent	Score		RPI S	Opponent	Score		RPI S	Opponent	Score					
7 N	Florida St.	2	0	29 H	Texas St.	5	1	53 H	Central Mich.	8	5	116 H	Lamar University	2	1				
9 H	Tennessee	4	8	30 A	Arkansas	3	2	75 N	Long Beach St.	5	0	116 H	Lamar University	3	2				
9 H	Tennessee	5	1	30 A	Arkansas	3	4	80 H	Houston	0	1	152 H	Missouri St.	8	2				
9 H	Tennessee	6	8	30 A	Arkansas	3	0	96 A	Memphis	15	1	152 H	Missouri St.	5	0				
17 A	Kentucky	4	7	31 H	Mississippi St.	3	1					159 H	UTSA	8	0				
17 A	Kentucky	2	7	31 H	Mississippi St.	5	1					159 H	UTSA	12	0				
17 A	Kentucky	4	2	31 H	Mississippi St.	2	5					163 H	New Mexico	10	1				
18 N	BYU	11	1	32 H	Missouri	1	5					184 H	Sam Houston St.	2	0				
19 H	Louisiana	9	11	32 H	Missouri	7	3					192 H	SFA	8	0				
20 N	Arizona St.	2	1	32 H	Missouri	8	0					192 H	SFA	8	7				
21 N	Michigan	3	0	35 H	Ohio St.	9	1					240 H	Georgetown	8	0				
22 A	South Carolina	5	2	37 H	Oklahoma St.	7	0					240 H	Georgetown	7	1				
22 A	South Carolina	16	0	37 H	Oklahoma St.	9	1					278 H	Prairie View	15	0				
23 A	Ole Miss	3	1	37 H	Oklahoma St.	9	2												
23 A	Ole Miss	4	2	49 H	McNeese	10	3												
23 A	Ole Miss	8	0																
25 H	Georgia	10	3																
25 H	Georgia	1	0																
25 H	Georgia	2	0																
LAST 10 GAMES																			
	9 H Tennessee	6	8		17 A Kentucky	4	2												
	9 H Tennessee	4	8		25 H Georgia	2	0												
	9 H Tennessee	5	1		25 H Georgia	1	0												
	17 A Kentucky	4	7		25 H Georgia	10	3												
	17 A Kentucky	2	7		19 H Louisiana	9	11												

Non-Div. I Games:

Texas A&M

Average RPI Win:		85	WON-LOST RECORD		WINNING PCT. RANK		LAST 10 GAMES		STRENGTH OF SCHEDULE		OPP. STRENGTH OF SCHEDULE		TEAM RPI		ADJ RPI		CONF. RPI		ADJ CONF. RPI					
DIV. I ONLY			44-9-0		.83019		12		6-4-0		17		8		8		.66617		9		1		2	
DIV. I NON-CONF.			28-2-0		.93333		4		0-0-0		112		41		15		.63449		17		2		2	
TOTALS		RPI 1-25		RPI 26-50		W-L RECORDS		RPI 51-100		RPI 101-150		RPI 150+												
44-9-0		16-6-0		4-3-0		OVERALL		4-0-0		13-0-0		7-0-0												
23-3-0		8-3-0		2-0-0		HOME		3-0-0		6-0-0		4-0-0												
10-4-0		7-2-0		1-2-0		AWAY		0-0-0		2-0-0		0-0-0												
11-2-0		1-1-0		1-1-0		NEUTRAL		1-0-0		5-0-0		3-0-0												
28-2-0		1-1-0		3-1-0		NON-CONFERENCE		4-0-0		13-0-0		7-0-0												
15-0-0		0-0-0		2-0-0		HOME		3-0-0		6-0-0		4-0-0												
2-0-0		0-0-0		0-0-		AWAY		0-0-0		2-0-0		0-0-0												
11-2-0		1-1-0		1-1-0		NEUTRAL		1-0-0		5-0-0		3-0-0												
16-7-0		15-5-0		1-2-0		CONFERENCE		0-0-0		0-0-0		0-0-0												
8-3-0		8-3-0		0-0-0		HOME		0-0-0		0-0-0		0-0-0												
8-4-0		7-2-0		1-2-0		AWAY		0-0-0		0-0-0		0-0-0												
0-0-0		0-0-0		0-0-0		NEUTRAL		0-0-0		0-0-0		0-0-0												
RPI	S	Opponent		Score		RPI	S	Opponent		Score		RPI	S	Opponent		Score		RPI	S	Opponent		Score		
1	H	Florida		0	9	30	A	Arkansas		3	4	62	H	Ohio		2	1	105	N	UC Santa Barbara		8	3	
1	H	Florida		0	5	30	A	Arkansas		5	1	74	N	Nebraska		5	0	110	H	North Carolina St.		8	3	
1	H	Florida		5	1	30	A	Arkansas		1	2	85	H	Liberty		6	1	110	H	North Carolina St.		6	1	
8	A	Texas A&M		8	6	33	N	Texas		2	4	85	H	Liberty		6	0	110	H	North Carolina St.		16	2	
8	A	Texas A&M		8	4	34	H	North Carolina		9	2							112	A	Ga. Southern		13	2	
8	A	Texas A&M		1	5	38	N	Oregon St.		14	0							115	N	DePaul		8	6	
11	N	Oklahoma		2	1	39	H	Jacksonville St.		3	2							117	H	Delaware		10	2	
14	H	Alabama		3	2													124	N	UNCG		13	1	
14	H	Alabama		2	0													124	N	UNCG		7	1	
15	A	LSU		6	4													131	A	New Mexico St.		9	0	
15	A	LSU		6	3													139	H	Bradley		10	2	
15	A	LSU		0	1													139	N	Bradley		8	0	
16	N	Utah		0	3													145	H	Campbell		10	1	
17	A	Kentucky		5	2													151	H	Eastern Ky.		10	1	
17	A	Kentucky		9	0													158	H	Southeastern La.		8	0	
17	A	Kentucky		9	4													187	N	Middle Tenn.		4	0	
22	H	South Carolina		1	9													205	N	Tennessee Tech		10	0	
22	H	South Carolina		10	4													220	N	Northern Colo.		16	1	
22	H	South Carolina		7	4													267	H	Tennessee St.		8	0	
23	H	Ole Miss		6	1													267	H	Tennessee St.		11	1	
23	H	Ole Miss		4	1																			
23	H	Ole Miss		8	0																			
						LAST 10 GAMES																		
						8	A	Texas A&M		8	6	1	H	Florida		0	5							
						8	A	Texas A&M		8	4	15	A	LSU		0	1							
						8	A	Texas A&M		1	5	15	A	LSU		6	4							
						1	H	Florida		5	1	15	A	LSU		6	3							
						1	H	Florida		0	9	14	H	Alabama		2	0							

Non-Div. I Games:

Tennessee

Average RPI Win: 91		WON-LOST	WINNING	LAST 10	STRENGTH OF		OPP. STRENGTH	TEAM	ADJ		CONF.	ADJ CONF.			
Average RPI Loss: 46		RECORD	PCT. RANK	GAMES	SCHEDULE		OF SCHEDULE	RPI	RPI		RPI	RPI			
DIV. I ONLY		41-11-0	.78846	16	6-4-0		23	36	11	.66141	10	3	3		
DIV. I NON-CONF.		28-6-0	.82353	21	1-0-0		4	28	8	.67953	7	3	3		
TOTALS		RPI 1-25	RPI 26-50		W-L RECORDS		RPI 51-100		RPI 101-150		RPI 150+				
41-11-0		6-3-0	9-5-0		OVERALL		6-2-0		13-1-0		7-0-0				
24-2-0		0-0-0	7-1-0		HOME		2-1-0		10-0-0		5-0-0				
10-8-0		2-3-0	1-3-0		AWAY		2-1-0		3-1-0		2-0-0				
7-1-0		4-0-0	1-1-0		NEUTRAL		2-0-0		0-0-0		0-0-0				
28-6-0		5-1-0	5-3-0		NON-CONFERENCE		6-2-0		5-0-0		7-0-0				
15-1-0		0-0-0	4-0-0		HOME		2-1-0		4-0-0		5-0-0				
6-4-0		1-1-0	0-0-		AWAY		2-1-0		1-0-0		2-0-0				
7-1-0		4-0-0	1-1-0		NEUTRAL		2-0-0		0-0-0		0-0-0				
13-5-0		1-2-0	4-2-0		CONFERENCE		0-0-0		8-1-0		0-0-0				
9-1-0		0-0-0	3-1-0		HOME		0-0-0		6-0-0		0-0-0				
4-4-0		1-2-0	1-1-0		AWAY		0-0-0		2-1-0		0-0-0				
0-0-0		0-0-0	0-0-0		NEUTRAL		0-0-0		0-0-0		0-0-0				
RPI S	Opponent	Score		RPI S	Opponent	Score		RPI S	Opponent	Score		RPI S	Opponent	Score	
4 N	UCLA	11	6	28 N	Tulsa	9	1	59 H	Saint Francis (PA)	7	4	116 A	Lamar University	4	1
5 A	Arizona	0	4	29 A	Texas St.	0	1	63 A	UCF	2	4	116 H	Lamar University	5	3
6 N	Washington	3	1	33 A	Texas	1	3	63 A	UCF	16	5	118 H	Massachusetts	8	0
11 A	Oklahoma	4	3	33 A	Texas	4	0	63 A	UCF	5	0	118 H	Massachusetts	3	2
11 A	Oklahoma	2	3	33 H	Texas	2	1	65 N	Northwestern	7	6	126 H	Abilene Christian	6	0
11 A	Oklahoma	0	6	37 H	Oklahoma St.	5	1	67 N	CSUN	9	0	132 A	Kansas	6	1
19 A	Louisiana	5	4	37 H	Oklahoma St.	4	9	70 H	Grand Canyon	1	0	132 A	Kansas	5	1
20 N	Arizona St.	4	2	37 H	Oklahoma St.	7	3	90 H	North Texas	2	3	132 A	Kansas	4	6
21 N	Michigan	4	0	44 H	SIUE	3	2					137 H	Texas Tech	5	1
				44 H	SIUE	4	0					137 H	Texas Tech	4	0
				45 A	Cal St. Fullerton	0	1					137 H	Texas Tech	6	3
				48 N	Fordham	0	1					138 H	Iowa St.	5	1
				49 H	McNeese	6	5					138 H	Iowa St.	9	6
				49 H	McNeese	9	3					138 H	Iowa St.	7	0
												159 H	UTSA	5	0
												159 H	UTSA	8	2
												159 H	UTSA	7	6
												166 A	Northwestern St.	3	1
												166 A	Northwestern St.	5	0
												184 H	Sam Houston St.	4	1
												246 H	Incarnate Word	3	0
				LAST 10 GAMES											
				33 A	Texas	4	0	37 H	Oklahoma St.	5	1				
				33 A	Texas	1	3	116 A	Lamar University	4	1				
				33 H	Texas	2	1	11 A	Oklahoma	4	3				
				37 H	Oklahoma St.	4	9	11 A	Oklahoma	0	6				
				37 H	Oklahoma St.	7	3	11 A	Oklahoma	2	3				

Non-Div. I Games:

Baylor

Average RPI Win:	96	WON-LOST RECORD	WINNING PCT. RANK	LAST 10 GAMES	STRENGTH OF SCHEDULE	OPP. STRENGTH OF SCHEDULE	TEAM RPI	ADJ RPI	CONF. RPI	ADJ CONF. RPI				
Average RPI Loss:	24													
DIV. I ONLY		47-8-0	.85455	8	9-1-0	35	25	10	.65168	11	3	3		
DIV. I NON-CONF.		30-7-0	.81081	23	1-0-0	28	9	12	.64112	11	3	3		
<hr/>														
TOTALS	RPI 1-25	RPI 26-50		W-L RECORDS		RPI 51-100		RPI 101-150		RPI 150+				
47-8-0	5-5-0	9-1-0		OVERALL		10-2-0		17-0-0		6-0-0				
20-1-0	2-1-0	4-0-0		HOME		3-0-0		6-0-0		5-0-0				
16-0-0	0-0-0	5-0-0		AWAY		4-0-0		7-0-0		0-0-0				
11-7-0	3-4-0	0-1-0		NEUTRAL		3-2-0		4-0-0		1-0-0				
30-7-0	3-4-0	3-1-0		NON-CONFERENCE		10-2-0		8-0-0		6-0-0				
14-0-0	0-0-0	3-0-0		HOME		3-0-0		3-0-0		5-0-0				
5-0-0	0-0-0	0-0-		AWAY		4-0-0		1-0-0		0-0-0				
11-7-0	3-4-0	0-1-0		NEUTRAL		3-2-0		4-0-0		1-0-0				
17-1-0	2-1-0	6-0-0		CONFERENCE		0-0-0		9-0-0		0-0-0				
6-1-0	2-1-0	1-0-0		HOME		0-0-0		3-0-0		0-0-0				
11-0-0	0-0-0	5-0-0		AWAY		0-0-0		6-0-0		0-0-0				
0-0-0	0-0-0	0-0-0		NEUTRAL		0-0-0		0-0-0		0-0-0				
RPI	S	Opponent	Score		RPI	S	Opponent	Score		RPI	S	Opponent	Score	
3	N	Auburn	2	3	28	H	Tulsa	1	0	55	N	Louisville	2	1
4	N	UCLA	10	1	30	H	Arkansas	4	2	61	N	Cal Poly	1	3
5	N	Arizona	3	4	31	H	Mississippi St.	5	3	61	N	Cal Poly	1	3
6	N	Washington	0	1	33	A	Texas	3	2	74	N	Nebraska	6	0
9	N	Tennessee	1	2	33	A	Texas	6	0	75	A	Long Beach St.	14	0
10	H	Baylor	3	2	33	A	Texas	3	1	77	A	Wichita St.	7	3
10	H	Baylor	6	0	36	N	Notre Dame	4	5	80	A	Houston	2	1
10	H	Baylor	3	4	37	A	Oklahoma St.	3	0	80	A	Houston	7	5
18	N	BYU	7	1	37	A	Oklahoma St.	1	0	90	H	North Texas	8	0
23	N	Ole Miss	11	8	37	H	Oklahoma St.	6	2	94	H	Western Ky.	2	1
										94	H	Western Ky.	9	0
										97	N	Louisiana Tech	5	1
				</										

Non-Div. I Games:

Oklahoma

[illegible]

Non-Div. I Games:

Minnesota

RPI	S	Opponent	Score	
205	N	Seattle U	14	6
205	N	Seattle U	7	0

Minnesota

M
i
n
n
e
s
o
t
a

M
i
n
n
e
s
o
t
a

Average RPI Win:	119	WON-LOST RECORD	WINNING PCT. RANK	LAST 10 GAMES	STRENGTH OF SCHEDULE	OPP. STRENGTH OF SCHEDULE	TEAM RPI	ADJ RPI	CONF. RPI	ADJ CONF. RPI	
DIV. I ONLY		47-6-0	.88679	3	10-0-0	68	56	17	.64455	13	11
DIV. I NON-CONF.		29-4-0	.87879	10	2-0-0	84	33	18	.63997	13	12
<hr/>											
TOTALS	RPI 1-25	RPI 26-50		W-L RECORDS		RPI 51-100		RPI 101-150		RPI 150+	
47-6-0	1-1-0	6-1-0		OVERALL		16-2-0		10-1-0		14-1-0	
13-2-0	0-0-0	0-0-0		HOME		7-1-0		1-1-0		5-0-0	
16-2-0	1-1-0	2-0-0		AWAY		3-1-0		8-0-0		2-0-0	
18-2-0	0-0-0	4-1-0		NEUTRAL		6-0-0		1-0-0		7-1-0	
<hr/>											
29-4-0	1-1-0	6-1-0		NON-CONFERENCE		7-0-0		4-1-0		11-1-0	
3-1-0	0-0-0	0-0-0		HOME		0-0-0		1-1-0		2-0-0	
8-1-0	1-1-0	2-0-		AWAY		1-0-0		2-0-0		2-0-0	
18-2-0	0-0-0	4-1-0		NEUTRAL		6-0-0		1-0-0		7-1-0	
<hr/>											
18-2-0	0-0-0	0-0-0		CONFERENCE		9-2-0		6-0-0		3-0-0	
10-1-0	0-0-0	0-0-0		HOME		7-1-0		0-0-0		3-0-0	
8-1-0	0-0-0	0-0-0		AWAY		2-1-0		6-0-0		0-0-0	
0-0-0	0-0-0	0-0-0		NEUTRAL		0-0-0		0-0-0		0-0-0	
<hr/>											
RPI S	Opponent	Score		RPI S	Opponent	Score		RPI S	Opponent	Score	
3 A	Auburn	1	0	32 N	Missouri	6	0	52 N	South Fla.	5	0
3 A	Auburn	0	4	32 N	Missouri	4	8	56 N	South Ala.	4	0
				34 A	North Carolina	4	3	60 N	Pittsburgh	11	0
				34 A	North Carolina	8	0	60 N	Pittsburgh	2	0
				37 N	Oklahoma St.	5	2	63 A	UCF	9	1
				41 N	USC Upstate	4	0	68 N	Boston College	1	0
				42 N	Wisconsin	4	0	69 A	Hofstra	10	1
								69 A	Hofstra	2	5
								69 A	Hofstra	10	4
								79 H	Col. of Charleston	16	6
								79 H	Col. of Charleston	1	6
								79 H	Col. of Charleston	3	2
								93 H	Elon	7	1
								93 H	Elon	10	2
								93 H	Elon	5	0
								95 H	UNCW	4	1
								95 H	UNCW	4	0
								100 N	Charlotte	8	1
<hr/>											
				LAST 10 GAMES							
				93 H	Elon	7	1	242 H	Drexel	3	0
				93 H	Elon	5	0	34 A	North Carolina	8	0
				93 H	Elon	10	2	34 A	North Carolina	4	3
				242 H	Drexel	8	0	95 H	UNCW	4	1
				242 H	Drexel	10	0	95 H	UNCW	4	0
<hr/>											

Non-Div. I Games:

James Madison

Average RPI Win: 92		WON-LOST	WINNING	LAST 10	STRENGTH OF		OPP. STRENGTH	TEAM	ADJ	CONF.	ADJ CONF.
Average RPI Loss: 17		RECORD	PCT. RANK	GAMES	SCHEDULE		OF SCHEDULE	RPI	RPI	RPI	RPI
DIV. I ONLY		40-15-0	.72727	27	4-6-0		15	13	12	.6376	14
DIV. I NON-CONF.		28-4-0	.875	11	2-2-0		32	46	11	.64043	12
TOTALS		RPI 1-25	RPI 26-50		W-L RECORDS		RPI 51-100		RPI 101-150		RPI 150+
40-15-0		7-12-0	7-3-0		OVERALL		8-0-0		13-0-0		5-0-0
27-6-0		5-6-0	3-0-0		HOME		6-0-0		10-0-0		3-0-0
9-9-0		2-6-0	3-3-0		AWAY		2-0-0		1-0-0		1-0-0
4-0-0		0-0-0	1-0-0		NEUTRAL		0-0-0		2-0-0		1-0-0
28-4-0		1-4-0	1-0-0		NON-CONFERENCE		8-0-0		13-0-0		5-0-0
19-2-0		0-2-0	0-0-0		HOME		6-0-0		10-0-0		3-0-0
5-2-0		1-2-0	0-0-		AWAY		2-0-0		1-0-0		1-0-0
4-0-0		0-0-0	1-0-0		NEUTRAL		0-0-0		2-0-0		1-0-0
12-11-0		6-8-0	6-3-0		CONFERENCE		0-0-0		0-0-0		0-0-0
8-4-0		5-4-0	3-0-0		HOME		0-0-0		0-0-0		0-0-0
4-7-0		1-4-0	3-3-0		AWAY		0-0-0		0-0-0		0-0-0
0-0-0		0-0-0	0-0-0		NEUTRAL		0-0-0		0-0-0		0-0-0
RPI S	Opponent	Score	RPI S	Opponent	Score	RPI S	Opponent	Score	RPI S	Opponent	Score
3 H	Auburn	1 4	30 H	Arkansas	9 0	56 H	South Ala.	3 1	101 H	Southern Miss.	2 0
3 H	Auburn	0 3	30 H	Arkansas	4 3	63 H	UCF	3 2	112 H	Ga. Southern	9 0
3 H	Auburn	3 2	30 H	Arkansas	5 0	63 H	UCF	4 0	120 H	Jacksonville	7 0
6 H	Washington	0 3	31 A	Mississippi St.	11 3	81 H	North Florida	2 0	120 H	Jacksonville	10 0
6 H	Washington	2 3	31 A	Mississippi St.	0 1	83 H	Stanford	4 0	123 H	Drake	6 1
9 A	Tennessee	2 3	31 A	Mississippi St.	3 0	98 A	Coastal Caro.	9 3	123 H	Drake	10 0
9 A	Tennessee	0 2	32 A	Missouri	0 2	98 A	Coastal Caro.	6 0	135 A	UAB	5 4
15 H	LSU	0 1	32 A	Missouri	9 3	99 H	Kent St.	5 3	135 H	UAB	8 0
15 H	LSU	4 2	32 A	Missouri	3 4				137 H	Texas Tech	7 2
15 H	LSU	3 0	50 N	Lipscomb	5 0				137 H	Texas Tech	8 0
19 A	Louisiana	3 0							144 N	Towson	17 0
19 A	Louisiana	0 7							144 N	Towson	4 2
19 A	Louisiana	2 11							149 H	Loyola Chicago	5 0
22 H	South Carolina	5 2							153 H	Winthrop	1 0
22 H	South Carolina	0 14							198 H	Valparaiso	1 0
22 H	South Carolina	7 3							200 N	Youngstown St.	7 0
23 A	Ole Miss	2 0							210 A	Samford	8 1
23 A	Ole Miss	1 2							238 H	Gardner-Webb	9 0
23 A	Ole Miss	4 5									
LAST 10 GAMES											
3 H	Auburn	3 2	23 A	Ole Miss	2 0						
3 H	Auburn	1 4	210 A	Samford	8 1						
3 H	Auburn	0 3	6 H	Washington	0 3						
23 A	Ole Miss	4 5	6 H	Washington	2 3						
23 A	Ole Miss	1 2	101 H	Southern Miss.	2 0						

Non-Div. I Games:

Alabama

LSU

Average RPI Win:		81	WON-LOST		WINNING		LAST 10		STRENGTH OF		OPP. STRENGTH		TEAM	ADJ		CONF.		ADJ CONF.						
Average RPI Loss:		23	RECORD		PCT. RANK		GAMES		SCHEDULE		OF SCHEDULE		RPI	RPI		RPI		RPI						
DIV. I ONLY			38-17-0		.69091		33		5-5-0		10		6		16		.63751		15		1		2	
DIV. I NON-CONF.			26-5-0		.83871		17		1-0-0		31		32		13		.63698		14		2		2	
TOTALS		RPI 1-25		RPI 26-50				W-L RECORDS				RPI 51-100				RPI 101-150				RPI 150+				
38-17-0		7-14-0		9-2-0				OVERALL				7-0-0				9-1-0				6-0-0				
27-5-0		4-3-0		9-1-0				HOME				5-0-0				6-1-0				3-0-0				
6-9-0		3-9-0		0-0-0				AWAY				1-0-0				2-0-0				0-0-0				
5-3-0		0-2-0		0-1-0				NEUTRAL				1-0-0				1-0-0				3-0-0				
26-5-0		0-3-0		4-1-0				NON-CONFERENCE				7-0-0				9-1-0				6-0-0				
18-2-0		0-1-0		4-0-0				HOME				5-0-0				6-1-0				3-0-0				
3-0-0		0-0-0		0-0-				AWAY				1-0-0				2-0-0				0-0-0				
5-3-0		0-2-0		0-1-0				NEUTRAL				1-0-0				1-0-0				3-0-0				
12-12-0		7-11-0		5-1-0				CONFERENCE				0-0-0				0-0-0				0-0-0				
9-3-0		4-2-0		5-1-0				HOME				0-0-0				0-0-0				0-0-0				
3-9-0		3-9-0		0-0-0				AWAY				0-0-0				0-0-0				0-0-0				
0-0-0		0-0-0		0-0-0				NEUTRAL				0-0-0				0-0-0				0-0-0				
RPI	S	Opponent		Score		RPI	S	Opponent		Score		RPI	S	Opponent		Score		RPI	S	Opponent		Score		
3	A	Auburn		4	5	27	H	Illinois		3	0	54	H	Fla. Atlantic		9	1	101	A	Southern Miss.		4	2	
3	A	Auburn		4	5	28	N	Tulsa		0	1	54	H	Fla. Atlantic		5	1	106	H	La.-Monroe		9	1	
3	A	Auburn		8	0	31	H	Mississippi St.		7	2	56	H	South Ala.		6	0	107	H	Nicholls St.		3	2	
4	N	UCLA		5	6	31	H	Mississippi St.		4	1	58	H	Illinois St.		10	2	112	H	Ga. Southern		10	1	
9	H	Tennessee		1	0	31	H	Mississippi St.		1	0	75	N	Long Beach St.		13	0	112	H	Ga. Southern		7	4	
9	H	Tennessee		4	6	32	H	Missouri		1	3	77	A	Wichita St.		4	3	119	H	Troy		11	1	
9	H	Tennessee		3	6	32	H	Missouri		3	2	97	H	Louisiana Tech		5	0	130	H	Penn St.		3	7	
12	H	Minnesota		0	3	32	H	Missouri		3	1							130	H	Penn St.		14	1	
14	A	Alabama		1	0	37	H	Oklahoma St.		14	2							131	N	New Mexico St.		9	0	
14	A	Alabama		2	4	37	H	Oklahoma St.		5	2							132	A	Kansas		10	2	
14	A	Alabama		0	3	49	H	McNeese		4	3							166	H	Northwestern St.		5	2	
16	N	Utah		0	3													169	N	Southeast Mo. St.		7	3	
22	A	South Carolina		4	5													174	H	Central Ark.		2	0	
22	A	South Carolina		4	2													174	H	Central Ark.		9	2	
22	A	South Carolina		3	4													190	N	Omaha		7	0	
23	A	Ole Miss		0	1													236	N	Bethune-Cookman		12	1	
23	A	Ole Miss		2	3																			
23	A	Ole Miss		0	1																			
25	H	Georgia		4	3																			
25	H	Georgia		1	0																			
25	H	Georgia		2	0																			
						LAST 10 GAMES																		
						22	A	South Carolina		4	2	32	H	Missouri		3	2							
						22	A	South Carolina		3	4	56	H	South Ala.		6	0							
						22	A	South Carolina		4	5	9	H	Tennessee		1	0							
						32	H	Missouri		1	3	9	H	Tennessee		4	6							
						32	H	Missouri		3	1	9	H	Tennessee		3	6							

Non-Div. I Games:

LSU

Utah

Average RPI Win: 86		WON-LOST RECORD		WINNING PCT. RANK		LAST 10 GAMES		STRENGTH OF SCHEDULE		OPP. STRENGTH OF SCHEDULE		TEAM RPI		ADJ RPI		CONF. RPI		ADJ CONF. RPI	
DIV. I ONLY		33-11-0		.75 22		7-3-0		24		12		14		.63638 16		2		1	
DIV. I NON-CONF.		20-5-0		.8 27		2-0-0		67		57		27		.60811 31		1		1	
TOTALS		RPI 1-25		RPI 26-50		W-L RECORDS		RPI 51-100		RPI 101-150		RPI 150+							
33-11-0		11-5-0		1-4-0		OVERALL		10-1-0		4-0-0		7-1-0							
6-3-0		4-3-0		0-0-0		HOME		2-0-0		0-0-0		0-0-0							
11-4-0		5-2-0		1-2-0		AWAY		5-0-0		0-0-0		0-0-0							
16-4-0		2-0-0		0-2-0		NEUTRAL		3-1-0		4-0-0		7-1-0							
20-5-0		2-1-0		0-2-0		NON-CONFERENCE		7-1-0		4-0-0		7-1-0							
2-0-0		0-0-0		0-0-0		HOME		2-0-0		0-0-0		0-0-0							
2-1-0		0-1-0		0-0-		AWAY		2-0-0		0-0-0		0-0-0							
16-4-0		2-0-0		0-2-0		NEUTRAL		3-1-0		4-0-0		7-1-0							
13-6-0		9-4-0		1-2-0		CONFERENCE		3-0-0		0-0-0		0-0-0							
4-3-0		4-3-0		0-0-0		HOME		0-0-0		0-0-0		0-0-0							
9-3-0		5-1-0		1-2-0		AWAY		3-0-0		0-0-0		0-0-0							
0-0-0		0-0-0		0-0-0		NEUTRAL		0-0-0		0-0-0		0-0-0							
RPI	S	Opponent		Score		RPI	S	Opponent		Score		RPI	S	Opponent		Score			
2	H	Oregon		3	12	38	A	Oregon St.		0	5	51	N	San Jose St.		8	5		
2	H	Oregon		0	3	38	A	Oregon St.		1	3	70	H	Grand Canyon		3	0		
4	A	UCLA		7	2	38	A	Oregon St.		6	0	70	H	Grand Canyon		9	0		
4	A	UCLA		2	1	40	N	San Diego St.		2	3	72	A	Hawaii		1	0		
4	A	UCLA		4	0	45	N	Cal St. Fullerton		0	1	75	A	Long Beach St.		8	0		
5	H	Arizona		6	3							80	N	Houston		8	0		
5	H	Arizona		3	2							83	A	Stanford		8	6		
5	H	Arizona		1	5							83	A	Stanford		11	4		
9	N	Tennessee		3	0							83	A	Stanford		6	2		
15	N	LSU		3	0							84	N	UT Arlington		12	0		
18	A	BYU		3	4							91	N	Nevada		6	7		
20	A	Arizona St.		2	1														
20	A	Arizona St.		8	9														
20	A	Arizona St.		7	6														
24	H	California		7	6														
24	H	California		12	2														
LAST 10 GAMES																			
38	A	Oregon St.		6	0	20	A	Arizona St.		2	1								
38	A	Oregon St.		1	3	20	A	Arizona St.		7	6								
38	A	Oregon St.		0	5	20	A	Arizona St.		8	9								
70	H	Grand Canyon		9	0	5	H	Arizona		3	2								
70	H	Grand Canyon		3	0	5	H	Arizona		6	3								

Non-Div. I Games:

Utah

Average RPI Win:		93	WON-LOST RECORD		WINNING PCT. RANK		LAST 10 GAMES		STRENGTH OF SCHEDULE		OPP. STRENGTH OF SCHEDULE		TEAM RPI		ADJ RPI		CONF. RPI		ADJ CONF. RPI				
DIV. I ONLY			35-16-0		.68627 35		7-3-0		6		14		15		.63524 17		1		2				
DIV. I NON-CONF.			23-4-0		.85185 16		2-0-0		52		60		20		.62652 23		2		2				
TOTALS		RPI 1-25		RPI 26-50		W-L RECORDS		RPI 51-100		RPI 101-150		RPI 150+											
35-16-0		7-12-0		7-2-0		OVERALL		9-2-0		3-0-0		9-0-0											
11-6-0		4-6-0		3-0-0		HOME		1-0-0		0-0-0		3-0-0											
15-7-0		3-5-0		4-2-0		AWAY		5-0-0		1-0-0		2-0-0											
9-3-0		0-1-0		0-0-0		NEUTRAL		3-2-0		2-0-0		4-0-0											
23-4-0		2-2-0		0-0-0		NON-CONFERENCE		9-2-0		3-0-0		9-0-0											
5-0-0		1-0-0		0-0-0		HOME		1-0-0		0-0-0		3-0-0											
9-1-0		1-1-0		0-0-		AWAY		5-0-0		1-0-0		2-0-0											
9-3-0		0-1-0		0-0-0		NEUTRAL		3-2-0		2-0-0		4-0-0											
12-12-0		5-10-0		7-2-0		CONFERENCE		0-0-0		0-0-0		0-0-0											
6-6-0		3-6-0		3-0-0		HOME		0-0-0		0-0-0		0-0-0											
6-6-0		2-4-0		4-2-0		AWAY		0-0-0		0-0-0		0-0-0											
0-0-0		0-0-0		0-0-0		NEUTRAL		0-0-0		0-0-0		0-0-0											
RPI	S	Opponent		Score		RPI	S	Opponent		Score		RPI	S	Opponent		Score		RPI	S	Opponent		Score	
1	H	Florida		0	2	30	H	Arkansas		2	0	54	A	Fla. Atlantic		6	2	113	A	Indiana		6	2
1	H	Florida		5	1	30	H	Arkansas		2	1	55	A	Louisville		10	1	133	N	UC Davis		4	1
1	H	Florida		0	4	30	H	Arkansas		7	5	60	N	Pittsburgh		3	6	141	N	Ill.-Chicago		6	2
2	N	Oregon		4	5	31	A	Mississippi St.		3	5	60	N	Pittsburgh		1	3	151	A	Eastern Ky.		5	0
4	A	UCLA		2	6	31	A	Mississippi St.		2	6	63	A	UCF		6	3	154	H	Evansville		4	1
4	A	UCLA		2	1	31	A	Mississippi St.		10	7	82	A	UT Martin		8	2	170	H	Dayton		1	0
8	H	Texas A&M		7	2	32	A	Missouri		10	8	87	N	Northern Ill.		2	0	171	N	UConn		4	2
8	H	Texas A&M		7	4	32	A	Missouri		4	2	88	A	Southern Ill.		7	1	234	N	Florida A&M		2	0
8	H	Texas A&M		2	4	32	A	Missouri		4	0	96	N	Memphis		9	1	234	N	Florida A&M		3	0
9	H	Tennessee		2	5							96	N	Memphis		12	0	234	N	Florida A&M		4	2
9	H	Tennessee		4	9							99	H	Kent St.		2	0	242	H	Drexel		9	1
9	H	Tennessee		0	9													263	A	Northern Ky.		2	1
21	H	Michigan		5	1																		
23	A	Ole Miss		1	7																		
23	A	Ole Miss		1	0																		
23	A	Ole Miss		0	4																		
25	A	Georgia		2	1																		
25	A	Georgia		1	3																		
25	A	Georgia		5	7																		
LAST 10 GAMES																							
31	A	Mississippi St.		10	7	8	H	Texas A&M		2	4												
31	A	Mississippi St.		3	5	82	A	UT Martin		8	2												
31	A	Mississippi St.		2	6	151	A	Eastern Ky.		5	0												
8	H	Texas A&M		7	4	32	A	Missouri		10	8												
8	H	Texas A&M		7	2	32	A	Missouri		4	0												

Non-Div. I Games:

Kentucky

L
o
u
i
s
i
a
n
a

Louisiana

RPI	S	Opponent	Score	
271	H	Mississippi Val.	19	0

Louisiana

L
o
u
i
s
i
a
n
a

L
o
u
i
s
i
a
n
a

Average RPI Win:		86	WON-LOST RECORD		WINNING PCT. RANK		LAST 10 GAMES		STRENGTH OF SCHEDULE		OPP. STRENGTH OF SCHEDULE		TEAM RPI	ADJ RPI		CONF. RPI	ADJ CONF. RPI
DIV. I ONLY			30-17-0		.6383 56		5-5-0		13		3		20	.6262 20		2	1
DIV. I NON-CONF.			21-5-0		.80769 24		0-0-0		40		17		21	.63056 20		1	1
TOTALS		RPI 1-25		RPI 26-50		W-L RECORDS		RPI 51-100		RPI 101-150		RPI 150+					
30-17-0		5-15-0		5-1-0		OVERALL		9-1-0		8-0-0		3-0-0					
20-5-0		3-3-0		2-1-0		HOME		6-1-0		6-0-0		3-0-0					
5-8-0		1-8-0		1-0-0		AWAY		3-0-0		0-0-0		0-0-0					
5-4-0		1-4-0		2-0-0		NEUTRAL		0-0-0		2-0-0		0-0-0					
21-5-0		1-4-0		3-0-0		NON-CONFERENCE		6-1-0		8-0-0		3-0-0					
15-1-0		0-0-0		0-0-0		HOME		6-1-0		6-0-0		3-0-0					
1-0-0		0-0-0		1-0-		AWAY		0-0-0		0-0-0		0-0-0					
5-4-0		1-4-0		2-0-0		NEUTRAL		0-0-0		2-0-0		0-0-0					
9-12-0		4-11-0		2-1-0		CONFERENCE		3-0-0		0-0-0		0-0-0					
5-4-0		3-3-0		2-1-0		HOME		0-0-0		0-0-0		0-0-0					
4-8-0		1-8-0		0-0-0		AWAY		3-0-0		0-0-0		0-0-0					
0-0-0		0-0-0		0-0-0		NEUTRAL		0-0-0		0-0-0		0-0-0					
RPI	S	Opponent		Score		RPI	S	Opponent		Score		RPI	S	Opponent		Score	
2	A	Oregon		0	4	33	N	Texas		9	6	58	H	Illinois St.		7	1
2	A	Oregon		0	1	36	N	Notre Dame		3	1	68	H	Boston College		2	3
2	A	Oregon		4	8	38	H	Oregon St.		4	5	74	H	Nebraska		12	1
5	A	Arizona		0	8	38	H	Oregon St.		8	0	74	H	Nebraska		6	0
5	A	Arizona		5	2	38	H	Oregon St.		11	0	74	H	Nebraska		10	1
5	A	Arizona		3	4	45	A	Cal St. Fullerton		10	1	77	H	Wichita St.		6	4
6	A	Washington		0	4							83	A	Stanford		10	0
6	A	Washington		4	6							83	A	Stanford		9	1
6	A	Washington		0	1							83	A	Stanford		7	4
8	N	Texas A&M		1	2							84	H	UT Arlington		8	0
10	N	Baylor		2	4												
16	H	Utah		9	8												
16	H	Utah		6	7												
16	H	Utah		1	2												
21	N	Michigan		0	2												
21	N	Michigan		0	3												
22	N	South Carolina		4	3												
24	H	California		0	3												
24	H	California		9	7												
24	H	California		10	0												
LAST 10 GAMES																	
24	H	California		0	3	5	A	Arizona		3	4						
24	H	California		10	0	16	H	Utah		1	2						
24	H	California		9	7	16	H	Utah		6	7						
5	A	Arizona		0	8	16	H	Utah		9	8						
5	A	Arizona		5	2	83	A	Stanford		7	4						

Non-Div. I Games:

Arizona St.

Average RPI Win:	109	WON-LOST RECORD		WINNING PCT. RANK		LAST 10 GAMES		STRENGTH OF SCHEDULE		OPP. STRENGTH OF SCHEDULE		TEAM RPI		ADJ RPI		CONF. RPI		ADJ CONF. RPI									
DIV. I ONLY		41-10-1		.79808	15	9-1-0		59		28		22		.62224	21	8		6									
DIV. I NON-CONF.		21-7-1		.74138	42	1-0-0		13		3		16		.63256	18	5		5									
<hr/>																											
TOTALS		RPI 1-25		RPI 26-50		W-L RECORDS		RPI 51-100		RPI 101-150		RPI 150+															
41-10-1		2-5-1		6-3-0		OVERALL		11-1-0		12-0-0		10-1-0															
17-0-0		0-0-0		0-0-0		HOME		6-0-0		8-0-0		3-0-0															
13-5-0		0-1-0		5-2-0		AWAY		1-1-0		2-0-0		5-1-0															
11-5-1		2-4-1		1-1-0		NEUTRAL		4-0-0		2-0-0		2-0-0															
21-7-1		2-5-1		2-1-0		NON-CONFERENCE		8-1-0		4-0-0		5-0-0															
6-0-0		0-0-0		0-0-0		HOME		3-0-0		0-0-0		3-0-0															
4-2-0		0-1-0		1-0-		AWAY		1-1-0		2-0-0		0-0-0															
11-5-1		2-4-1		1-1-0		NEUTRAL		4-0-0		2-0-0		2-0-0															
20-3-0		0-0-0		4-2-0		CONFERENCE		3-0-0		8-0-0		5-1-0															
11-0-0		0-0-0		0-0-0		HOME		3-0-0		8-0-0		0-0-0															
9-3-0		0-0-0		4-2-0		AWAY		0-0-0		0-0-0		5-1-0															
0-0-0		0-0-0		0-0-0		NEUTRAL		0-0-0		0-0-0		0-0-0															
RPI	S	Opponent		Score		RPI	S	Opponent		Score		RPI	S	Opponent		Score		RPI	S	Opponent		Score					
1	N	Florida		1	2	35	A	Ohio St.		8	4	52	A	South Fla.		4	6	104	H	Michigan St.		3	1				
4	N	UCLA		0	4	35	A	Ohio St.		0	5	53	A	Central Mich.		2	0	104	H	Michigan St.		5	1				
7	N	Florida St.		5	5	35	A	Ohio St.		7	2	58	N	Illinois St.		4	2	110	A	North Carolina St.		11	0				
8	N	Texas A&M		0	3	36	N	Notre Dame		9	2	65	H	Northwestern		10	0	110	A	North Carolina St.		12	0				
10	N	Baylor		0	4	36	N	Notre Dame		4	6	65	H	Northwestern		6	0	113	H	Indiana		8	0				
17	A	Kentucky		1	5	42	A	Wisconsin		0	1	65	H	Northwestern		4	0	113	H	Indiana		2	1				
20	N	Arizona St.		2	0	42	A	Wisconsin		8	0	66	N	St. John's (NY)		12	2	113	H	Indiana		7	1				
20	N	Arizona St.		3	0	42	A	Wisconsin		10	2	75	N	Long Beach St.		13	5	117	N	Delaware		7	0				
						45	A	Cal St. Fullerton		2	0	99	H	Kent St.		3	0	130	H	Penn St.		3	0				
												99	H	Kent St.		11	3	130	H	Penn St.		17	0				
												99	H	Kent St.		2	0	130	H	Penn St.		8	0				
												99	N	Kent St.		5	1	131	N	New Mexico St.		5	4				
																		154	N	Evansville		11	2				
																		177	A	Maryland		4	3				
																		177	A	Maryland		5	1				
																		177	A	Maryland		1	2				
																		191	A	Rutgers		6	1				
																		191	A	Rutgers		19	1				
																		191	A	Rutgers		20	0				
																		193	H	Western Mich.		8	0				
																		202	H	Bowling Green		7	1				
																		217	H	Eastern Mich.		8	2				
																		236	N	Bethune-Cookman		13	4				
<hr/>																											
						LAST 10 GAMES																					
						191 A Rutgers						20	0	113 H Indiana						2	1						
						191 A Rutgers						19	1	113 H Indiana						7	1						
						191 A Rutgers						6	1	42 A Wisconsin						8	0						
						193 H Western Mich.						8	0	42 A Wisconsin						10	2						
						113 H Indiana						8	0	42 A Wisconsin						0	1						

Non-Div. I Games:

Michigan

Average RPI Win:		101	WON-LOST RECORD		WINNING PCT. RANK	LAST 10 GAMES		STRENGTH OF SCHEDULE		OPP. STRENGTH OF SCHEDULE	TEAM RPI	ADJ RPI	CONF. RPI	ADJ CONF. RPI
Average RPI Loss:		23												
DIV. I ONLY			32-22-0		.59259	84		6-4-0		2	15	21	.6212	22
DIV. I NON-CONF.			24-7-0		.77419	32		1-0-0		46	50	26	.61234	27
TOTALS		RPI 1-25	RPI 26-50		W-L RECORDS		RPI 51-100		RPI 101-150		RPI 150+			
32-22-0		8-16-0	3-3-0		OVERALL		6-3-0		4-0-0		11-0-0			
22-9-0		4-9-0	1-0-0		HOME		4-0-0		2-0-0		11-0-0			
6-9-0		4-5-0	2-3-0		AWAY		0-1-0		0-0-0		0-0-0			
4-4-0		0-2-0	0-0-0		NEUTRAL		2-2-0		2-0-0		0-0-0			
24-7-0		1-3-0	2-1-0		NON-CONFERENCE		6-3-0		4-0-0		11-0-0			
19-1-0		1-1-0	1-0-0		HOME		4-0-0		2-0-0		11-0-0			
1-2-0		0-0-0	1-0-		AWAY		0-1-0		0-0-0		0-0-0			
4-4-0		0-2-0	0-0-0		NEUTRAL		2-2-0		2-0-0		0-0-0			
8-15-0		7-13-0	1-2-0		CONFERENCE		0-0-0		0-0-0		0-0-0			
3-8-0		3-8-0	0-0-0		HOME		0-0-0		0-0-0		0-0-0			
5-7-0		4-5-0	1-2-0		AWAY		0-0-0		0-0-0		0-0-0			
0-0-0		0-0-0	0-0-0		NEUTRAL		0-0-0		0-0-0		0-0-0			
RPI	S	Opponent	Score		RPI	S	Opponent	Score		RPI	S	Opponent	Score	
1	H	Florida	0	10	31	A	Mississippi St.	2	5	62	H	Ohio	10	0
1	H	Florida	0	6	31	A	Mississippi St.	3	0	65	N	Northwestern	4	6
1	H	Florida	1	13	31	A	Mississippi St.	4	6	75	N	Long Beach St.	4	2
3	H	Auburn	0	2	33	A	Texas	9	4	79	H	Col. of Charleston	5	4
3	H	Auburn	0	2	34	A	North Carolina	3	7	79	H	Col. of Charleston	8	2
3	H	Auburn	3	0	41	H	USC Upstate	7	5	97	N	Louisiana Tech	4	3
4	N	UCLA	2	5						97	N	Louisiana Tech	1	5
7	H	Florida St.	7	2						98	A	Coastal Caro.	2	3
7	H	Florida St.	1	3						100	H	Charlotte	2	1
8	H	Texas A&M	2	5										
8	H	Texas A&M	0	16										
9	A	Tennessee	4	10										
9	A	Tennessee	9	1										
9	A	Tennessee	4	7										
14	A	Alabama	2	5										
14	A	Alabama	14	0										
14	A	Alabama	3	7										
15	H	LSU	5	4										
15	H	LSU	4	3										
15	H	LSU	2	4										
20	N	Arizona St.	3	4										
25	A	Georgia	1	2										
25	A	Georgia	7	5										
25	A	Georgia	6	2										
					LAST 10 GAMES									
					15	H	LSU	2	4	25	A	Georgia	7	5
					15	H	LSU	4	3	3	H	Auburn	3	0
					15	H	LSU	5	4	3	H	Auburn	0	2
					25	A	Georgia	6	2	3	H	Auburn	0	2
					25	A	Georgia	1	2	186	H	Charleston So.	7	1

Non-Div. I Games:

South Carolina

Average RPI Win: 112		WON-LOST RECORD		WINNING PCT. RANK		LAST 10 GAMES		STRENGTH OF SCHEDULE		OPP. STRENGTH OF SCHEDULE		TEAM RPI		ADJ RPI		CONF. RPI		ADJ CONF. RPI					
Average RPI Loss: 20																							
DIV. I ONLY		36-18-0		.66667		42		5-5-0		9		21		19		.62108		23					
DIV. I NON-CONF.		25-4-0		.86207		14		1-0-0		149		125		34		.59625		34					
TOTALS		RPI 1-25		RPI 26-50		W-L RECORDS		RPI 51-100		RPI 101-150		RPI 150+											
36-18-0		8-14-0		4-3-0		OVERALL		7-0-0		5-0-0		12-1-0											
20-6-0		7-5-0		2-1-0		HOME		3-0-0		1-0-0		7-0-0											
6-10-0		1-8-0		2-2-0		AWAY		2-0-0		1-0-0		0-0-0											
10-2-0		0-1-0		0-0-0		NEUTRAL		2-0-0		3-0-0		5-1-0											
25-4-0		0-1-0		1-2-0		NON-CONFERENCE		7-0-0		5-0-0		12-1-0											
12-1-0		0-0-0		1-1-0		HOME		3-0-0		1-0-0		7-0-0											
3-1-0		0-0-0		0-0-		AWAY		2-0-0		1-0-0		0-0-0											
10-2-0		0-1-0		0-0-0		NEUTRAL		2-0-0		3-0-0		5-1-0											
11-14-0		8-13-0		3-1-0		CONFERENCE		0-0-0		0-0-0		0-0-0											
8-5-0		7-5-0		1-0-0		HOME		0-0-0		0-0-0		0-0-0											
3-9-0		1-8-0		2-1-0		AWAY		0-0-0		0-0-0		0-0-0											
0-0-0		0-0-0		0-0-0		NEUTRAL		0-0-0		0-0-0		0-0-0											
RPI	S	Opponent		Score		RPI	S	Opponent		Score		RPI	S	Opponent		Score							
1	A	Florida		0 5		31	H	Mississippi St.		2 0		52	N	South Fla.		8 0		107	H	Nicholls St.	6 5		
1	A	Florida		0 3		32	A	Missouri		2 3		52	N	South Fla.		12 1		108	N	Pacific	9 0		
1	A	Florida		0 2		32	A	Missouri		6 0		80	A	Houston		12 3		111	A	Stetson	3 0		
3	A	Auburn		1 3		32	A	Missouri		12 4		82	A	UT Martin		7 2		146	N	Loyola Marymount	2 0		
3	A	Auburn		10 4		37	H	Oklahoma St.		1 5		82	H	UT Martin		10 7		146	N	Loyola Marymount	8 1		
3	A	Auburn		1 3		39	A	Jacksonville St.		4 5		96	H	Memphis		4 0		151	H	Eastern Ky.	12 6		
8	H	Texas A&M		1 3		39	H	Jacksonville St.		2 1		97	H	Louisiana Tech		4 3		157	N	North Dakota St.	0 1		
8	H	Texas A&M		0 8														158	H	Southeastern La.	10 3		
8	H	Texas A&M		2 4														168	H	Austin Peay	6 0		
9	A	Tennessee		0 8														174	H	Central Ark.	1 0		
9	A	Tennessee		1 4														202	H	Bowling Green	8 1		
9	A	Tennessee		1 6														231	N	Colgate	14 2		
11	N	Oklahoma		8 11														231	N	Colgate	8 2		
14	H	Alabama		5 4														246	N	Incarnate Word	11 1		
14	H	Alabama		2 1														249	N	Rhode Island	18 4		
14	H	Alabama		0 2														249	N	Rhode Island	13 0		
15	H	LSU		1 0														271	H	Mississippi Val.	8 0		
15	H	LSU		1 0														286	H	Jackson St.	10 1		
15	H	LSU		3 2																			
17	H	Kentucky		7 1																			
17	H	Kentucky		4 0																			
17	H	Kentucky		0 1																			
						LAST 10 GAMES																	
						32	A	Missouri		2 3		14	H	Alabama		0 2							
						32	A	Missouri		12 4		39	H	Jacksonville St.		2 1							
						32	A	Missouri		6 0		1	A	Florida		0 5							
						14	H	Alabama		5 4		1	A	Florida		0 3							
						14	H	Alabama		2 1		1	A	Florida		0 2							

Non-Div. I Games:

Ole Miss

Average RPI Win:	105	WON-LOST RECORD	WINNING PCT. RANK	LAST 10 GAMES	STRENGTH OF SCHEDULE	OPP. STRENGTH OF SCHEDULE	TEAM RPI	ADJ RPI	CONF. RPI	ADJ CONF. RPI				
DIV. I ONLY		28-21-0	.57143	94	2-8-0	7	10	26	.61357	24	2	1		
DIV. I NON-CONF.		24-5-0	.82759	20	1-0-0	41	35	17	.63563	16	1	1		
<hr/>														
TOTALS	RPI 1-25	RPI 26-50		W-L RECORDS		RPI 51-100		RPI 101-150		RPI 150+				
28-21-0	1-18-0	7-2-0		OVERALL		7-1-0		7-0-0		6-0-0				
10-7-0	0-7-0	2-0-0		HOME		4-0-0		2-0-0		2-0-0				
4-11-0	1-10-0	0-1-0		AWAY		0-0-0		1-0-0		2-0-0				
14-3-0	0-1-0	5-1-0		NEUTRAL		3-1-0		4-0-0		2-0-0				
24-5-0	0-2-0	7-2-0		NON-CONFERENCE		4-1-0		7-0-0		6-0-0				
7-1-0	0-1-0	2-0-0		HOME		1-0-0		2-0-0		2-0-0				
3-1-0	0-0-0	0-0-		AWAY		0-0-0		1-0-0		2-0-0				
14-3-0	0-1-0	5-1-0		NEUTRAL		3-1-0		4-0-0		2-0-0				
4-16-0	1-16-0	0-0-0		CONFERENCE		3-0-0		0-0-0		0-0-0				
3-6-0	0-6-0	0-0-0		HOME		3-0-0		0-0-0		0-0-0				
1-10-0	1-10-0	0-0-0		AWAY		0-0-0		0-0-0		0-0-0				
0-0-0	0-0-0	0-0-0		NEUTRAL		0-0-0		0-0-0		0-0-0				
<hr/>														
RPI	S	Opponent	Score		RPI	S	Opponent	Score		RPI	S	Opponent	Score	
1	N	Florida	0	4	27	N	Illinois	9	5	55	N	Louisville	5	2
2	A	Oregon	1	5	27	N	Illinois	2	1	65	N	Northwestern	2	3
2	A	Oregon	1	2	28	A	Tulsa	0	4	74	N	Nebraska	2	0
2	A	Oregon	2	10	34	N	North Carolina	3	1	78	H	Lehigh	3	0
4	A	UCLA	1	3	34	N	North Carolina	1	4	83	H	Stanford	7	1
4	A	UCLA	1	8	35	N	Ohio St.	5	4	83	H	Stanford	1	0
4	A	UCLA	2	3	37	N	Oklahoma St.	9	1	83	H	Stanford	7	4
5	H	Arizona	1	6	47	H	Fresno St.	8	0	99	N	Kent St.	8	7
5	H	Arizona	0	7	47	H	Fresno St.	2	1					
5	H	Arizona	0	6										
6	H	Washington	0	4										
6	H	Washington	2	4										
6	H	Washington	2	3										
12	H	Minnesota	0	10										
16	A	Utah	6	7										
16	A	Utah	2	12										
20	A	Arizona St.	7	9										
20	A	Arizona St.	0	10										
20	A	Arizona St.	3	0										
<hr/>														
LAST 10 GAMES														
20	A	Arizona St.	3	0	6	H	Washington	0	4					
20	A	Arizona St.	0	10	133	A	UC Davis	6	4					
20	A	Arizona St.	7	9	4	A	UCLA	1	8					
6	H	Washington	2	3	4	A	UCLA	1	3					
6	H	Washington	2	4	4	A	UCLA	2	3					

Non-Div. I Games:

California

Average RPI Win: 119		WON-LOST	WINNING	LAST 10	STRENGTH OF	OPP. STRENGTH	TEAM	ADJ	CONF.	ADJ CONF.
Average RPI Loss: 14		RECORD	PCT. RANK	GAMES	SCHEDULE	OF SCHEDULE	RPI	RPI	RPI	RPI
DIV. I ONLY		33-21-0	.61111	72	4-6-0	14	20	25	.61068	25
DIV. I NON-CONF.		27-3-0	.9	8	1-0-0	83	113	19	.62798	22
TOTALS		RPI 1-25	RPI 26-50		W-L RECORDS	RPI 51-100		RPI 101-150		RPI 150+
33-21-0	3-17-0	5-4-0		OVERALL		6-0-0		7-0-0		12-0-0
24-8-0	3-6-0	1-2-0		HOME		4-0-0		7-0-0		9-0-0
3-10-0	0-9-0	2-1-0		AWAY		1-0-0		0-0-0		0-0-0
6-3-0	0-2-0	2-1-0		NEUTRAL		1-0-0		0-0-0		3-0-0
27-3-0	0-2-0	2-1-0		NON-CONFERENCE		6-0-0		7-0-0		12-0-0
20-0-0	0-0-0	0-0-0		HOME		4-0-0		7-0-0		9-0-0
1-0-0	0-0-0	0-0-0		AWAY		1-0-0		0-0-0		0-0-0
6-3-0	0-2-0	2-1-0		NEUTRAL		1-0-0		0-0-0		3-0-0
6-18-0	3-15-0	3-3-0		CONFERENCE		0-0-0		0-0-0		0-0-0
4-8-0	3-6-0	1-2-0		HOME		0-0-0		0-0-0		0-0-0
2-10-0	0-9-0	2-1-0		AWAY		0-0-0		0-0-0		0-0-0
0-0-0	0-0-0	0-0-0		NEUTRAL		0-0-0		0-0-0		0-0-0
RPI S Opponent	Score	RPI S Opponent	Score	RPI S Opponent	Score	RPI S Opponent	Score	RPI S Opponent	Score	
1 A Florida	0 3	30 A Arkansas	6 2	57 H Georgia St.	11 1	104 H Michigan St.	8 0			
1 A Florida	1 4	30 A Arkansas	2 6	63 A UCF	6 5	104 H Michigan St.	4 3			
1 A Florida	0 5	30 A Arkansas	10 0	65 N Northwestern	2 0	106 H La.-Monroe	9 0			
3 H Auburn	5 7	31 H Mississippi St.	4 9	71 H Syracuse	6 5	106 H La.-Monroe	10 2			
3 H Auburn	3 4	31 H Mississippi St.	7 6	71 H Syracuse	14 2	112 H Ga. Southern	8 0			
3 H Auburn	4 13	31 H Mississippi St.	2 5	95 H UNCW	7 3	122 H East Carolina	3 1			
4 N UCLA	5 10	35 N Ohio St.	9 4			122 H East Carolina	9 1			
8 A Texas A&M	0 1	36 N Notre Dame	7 10			153 H Winthrop	8 0			
8 A Texas A&M	0 2	45 N Cal St. Fullerton	6 4			155 H Georgia Tech	7 2			
8 A Texas A&M	3 10					167 N Mercer	12 3			
15 A LSU	3 4					170 H Dayton	10 2			
15 A LSU	0 2					170 H Dayton	12 0			
15 A LSU	0 1					225 H Presbyterian	10 1			
17 H Kentucky	3 1					225 H Presbyterian	8 0			
17 H Kentucky	7 5					232 H Central Conn. St.	8 2			
17 H Kentucky	1 2					232 H Central Conn. St.	5 2			
18 N BYU	0 4					255 N Delaware St.	11 0			
22 H South Carolina	5 7					255 N Delaware St.	10 0			
22 H South Carolina	2 1					263 H Northern Ky.	7 0			
22 H South Carolina	2 6									
LAST 10 GAMES				22 H South Carolina	5 7					
		30 A Arkansas	10 0	8 A Texas A&M	0 2					
		30 A Arkansas	6 2	8 A Texas A&M	0 1					
		30 A Arkansas	2 6	8 A Texas A&M	3 10					
		22 H South Carolina	2 6	57 H Georgia St.	11 1					
		22 H South Carolina	2 1							

Non-Div. I Games:

Georgia

Average RPI Win: 138		WON-LOST RECORD		WINNING PCT. RANK		LAST 10 GAMES		STRENGTH OF SCHEDULE		OPP. STRENGTH OF SCHEDULE		TEAM RPI		ADJ RPI		CONF. RPI		ADJ CONF. RPI	
DIV. I ONLY		40-8-0		.83333 9		7-3-0		81		105		24		.60811 26		12		12	
DIV. I NON-CONF.		20-4-0		.83333 19		2-0-0		102		152		32		.59978 33		11		11	
TOTALS		RPI 1-25		RPI 26-50		W-L RECORDS		RPI 51-100		RPI 101-150		RPI 150+							
40-8-0		0-2-0		3-3-0		OVERALL		10-0-0		11-2-0		16-1-0							
15-1-0		0-0-0		0-0-0		HOME		7-0-0		3-1-0		5-0-0							
12-6-0		0-2-0		1-3-0		AWAY		3-0-0		4-1-0		4-0-0							
13-1-0		0-0-0		2-0-0		NEUTRAL		0-0-0		4-0-0		7-1-0							
20-4-0		0-2-0		2-1-0		NON-CONFERENCE		1-0-0		7-0-0		10-1-0							
4-0-0		0-0-0		0-0-0		HOME		1-0-0		1-0-0		2-0-0							
3-3-0		0-2-0		0-0-		AWAY		0-0-0		2-0-0		1-0-0							
13-1-0		0-0-0		2-0-0		NEUTRAL		0-0-0		4-0-0		7-1-0							
20-4-0		0-0-0		1-2-0		CONFERENCE		9-0-0		4-2-0		6-0-0							
11-1-0		0-0-0		0-0-0		HOME		6-0-0		2-1-0		3-0-0							
9-3-0		0-0-0		1-2-0		AWAY		3-0-0		2-1-0		3-0-0							
0-0-0		0-0-0		0-0-0		NEUTRAL		0-0-0		0-0-0		0-0-0							
RPI	S	Opponent		Score		RPI	S	Opponent		Score		RPI	S	Opponent		Score			
7	A	Florida St.		0	7	34	A	North Carolina		3	8	54	H	Fla. Atlantic		6	3		
7	A	Florida St.		0	1	43	A	FIU		1	3	54	H	Fla. Atlantic		4	2		
						43	A	FIU		2	1	54	H	Fla. Atlantic		2	0		
						43	A	FIU		4	8	62	H	Ohio		3	2		
						50	N	Lipscomb		6	4	94	H	Western Ky.		6	3		
						50	N	Lipscomb		2	1	94	H	Western Ky.		5	3		
												94	H	Western Ky.		10	4		
												100	A	Charlotte		8	4		
												100	A	Charlotte		3	2		
												100	A	Charlotte		8	0		
	</																		

Non-Div. I Games:

Marshall

RPI	S	Opponent	Score	
236	N	Bethune-Cookman	10	2
255	N	Delaware St.	9	3
294	N	South Carolina St.	10	1

Marshall

M
a
r
s
h
a
l
l

M
a
r
s
h
a
l
l

Average RPI Win: 112		WON-LOST RECORD		WINNING PCT. RANK		LAST 10 GAMES		STRENGTH OF SCHEDULE		OPP. STRENGTH OF SCHEDULE		TEAM RPI		ADJ RPI		CONF. RPI		ADJ CONF. RPI	
DIV. I ONLY		36-17-0		.67925 40		3-7-0		33		38		30		.60473 27		8		6	
DIV. I NON-CONF.		22-9-0		.70968 50		0-1-0		36		18		33		.60814 30		5		5	
TOTALS		RPI 1-25		RPI 26-50		W-L RECORDS		RPI 51-100		RPI 101-150		RPI 150+							
36-17-0		1-7-0		6-5-0		OVERALL		7-4-0		14-1-0		8-0-0							
12-6-0		1-2-0		3-3-0		HOME		1-0-0		6-1-0		1-0-0							
11-6-0		0-1-0		1-1-0		AWAY		3-4-0		6-0-0		1-0-0							
13-5-0		0-4-0		2-1-0		NEUTRAL		3-0-0		2-0-0		6-0-0							
22-9-0		0-5-0		4-2-0		NON-CONFERENCE		5-1-0		5-1-0		8-0-0							
6-1-0		0-0-0		1-0-0		HOME		1-0-0		3-1-0		1-0-0							
3-3-0		0-1-0		1-0-		AWAY		1-1-0		0-0-0		1-0-0							
13-5-0		0-4-0		2-1-0		NEUTRAL		3-0-0		2-0-0		6-0-0							
14-8-0		1-2-0		2-3-0		CONFERENCE		2-3-0		9-0-0		0-0-0							
6-5-0		1-2-0		2-3-0		HOME		0-0-0		3-0-0		0-0-0							
8-3-0		0-0-0		0-0-0		AWAY		2-3-0		6-0-0		0-0-0							
0-0-0		0-0-0		0-0-0		NEUTRAL		0-0-0		0-0-0		0-0-0							
RPI	S	Opponent	Score		RPI	S	Opponent	Score		RPI	S	Opponent	Score		RPI	S	Opponent	Score	
2	N	Oregon	0	11	32	N	Missouri	1	5	52	N	South Fla.	7	3	103	H	Eastern Ill.	3	4
3	N	Auburn	2	6	34	N	North Carolina	6	2	54	N	Fla. Atlantic	5	4	104	A	Michigan St.	6	3
12	H	Minnesota	4	3	34	N	North Carolina	13	0	57	A	Georgia St.	6	0	104	A	Michigan St.	6	5
12	H	Minnesota	0	12	35	H	Ohio St.	11	6	57	A	Georgia St.	4	13	104	A	Michigan St.	9	5
12	H	Minnesota	0	4	35	H	Ohio St.	4	7	58	H	Illinois St.	5	3	119	N	Troy	4	3
15	A	LSU	0	3	35	H	Ohio St.	2	3	58	N	Illinois St.	4	2	119	N	Troy	5	3
24	N	California	5	9	42	H	Wisconsin	7	2	65	A	Northwestern	3	4	134	H	Purdue	7	6
24	N	California	1	2	42	H	Wisconsin	0	3	65	A	Northwestern	4	7	134	H	Purdue	11	4
					44	H	SIUE	5	2	74	A	Nebraska	1	0	134	H	Purdue	9	1
					46	A	Kennesaw St.	4	5	74	A	Nebraska	5	3	139	H	Bradley	7	1
					46	A	Kennesaw St.	19	1	74	A	Nebraska	0	14	141	A	Iowa	8	0
															141	A	Iowa	5	2
															141	A	Iowa	7	4
															141	H	Ill.-Chicago	7	5
															141	H	Ill.-Chicago	7	3
															155	A	Georgia Tech	10	6
															155	N	Georgia Tech	10	1
															155	N	Georgia Tech	4	2
															176	H	Butler	8	2
															189	N	LIU Brooklyn	11	3
															236	N	Bethune-Cookman	13	5
															243	N	Saint Mary's (CA)	5	1
															256	N	Chattanooga	13	12
					LAST 10 GAMES														
					35	H	Ohio St.	2	3	103	H	Eastern Ill.	3	4					
					35	H	Ohio St.	11	6	42	H	Wisconsin	0	3					
					35	H	Ohio St.	4	7	42	H	Wisconsin	7	2					
					65	A	Northwestern	3	4	74	A	Nebraska	0	14					
					65	A	Northwestern	4	7	74	A	Nebraska	5	3					

Non-Div. I Games:

Illinois

Average RPI Win: 115		WON-LOST RECORD		WINNING PCT. RANK		LAST 10 GAMES		STRENGTH OF SCHEDULE		OPP. STRENGTH OF SCHEDULE		TEAM RPI		ADJ RPI		CONF. RPI		ADJ CONF. RPI					
DIV. I ONLY		37-15-0		.71154 29		8-2-0		48		50		31		.60397 28		9		7					
DIV. I NON-CONF.		22-12-0		.64706 71		1-0-0		27		44		39		.59443 36		6		6					
TOTALS		RPI 1-25		RPI 26-50		W-L RECORDS		RPI 51-100		RPI 101-150		RPI 150+											
37-15-0		2-3-0		4-2-0		OVERALL		13-10-0		8-0-0		10-0-0											
11-4-0		1-0-0		2-0-0		HOME		6-4-0		2-0-0		0-0-0											
14-5-0		0-2-0		2-1-0		AWAY		4-2-0		5-0-0		3-0-0											
12-6-0		1-1-0		0-1-0		NEUTRAL		3-4-0		1-0-0		7-0-0											
22-12-0		2-3-0		4-2-0		NON-CONFERENCE		4-7-0		5-0-0		7-0-0											
5-1-0		1-0-0		2-0-0		HOME		0-1-0		2-0-0		0-0-0											
5-5-0		0-2-0		2-0-		AWAY		1-2-0		2-0-0		0-0-0											
12-6-0		1-1-0		0-1-0		NEUTRAL		3-4-0		1-0-0		7-0-0											
15-3-0		0-0-0		0-0-0		CONFERENCE		9-3-0		3-0-0		3-0-0											
6-3-0		0-0-0		0-0-0		HOME		6-3-0		0-0-0		0-0-0											
9-0-0		0-0-0		0-0-0		AWAY		3-0-0		3-0-0		3-0-0											
0-0-0		0-0-0		0-0-0		NEUTRAL		0-0-0		0-0-0		0-0-0											
RPI	S	Opponent		Score		RPI	S	Opponent		Score		RPI	S	Opponent		Score							
5	A	Arizona		2	10	30	A	Arkansas		1	3	52	A	South Fla.		5	0	116	A	Lamar University		5	4
10	N	Baylor		1	9	30	H	Arkansas		8	0	52	A	South Fla.		7	3	122	A	East Carolina		3	1
11	A	Oklahoma		0	1	37	A	Oklahoma St.		3	2	52	A	South Fla.		5	0	122	A	East Carolina		12	0
15	N	LSU		1	0	37	H	Oklahoma St.		3	0	54	A	Fla. Atlantic		1	5	122	A	East Carolina		2	0
24	H	California		4	0	48	N	Fordham		6	7	59	N	Saint Francis (PA)		0	4	132	A	Kansas		4	3
						49	A	McNeese		5	2	59	N	Saint Francis (PA)		3	1	132	N	Kansas		2	1
												63	H	UCF		0	2	137	H	Texas Tech		7	0
												63	H	UCF		3	4	140	H	Montana		3	1
												63	H	UCF		3	0	169	N	Southeast Mo. St.		6	0
												65	N	Northwestern		2	3	171	A	UConn		6	0
												66	N	St. John's (NY)		1	4	171	A	UConn		8	0
												67	N	CSUN		7	4	171	A	UConn		3	1
												71	N	Syracuse		3	2	172	N	Toledo		5	4
												77	A	Wichita St.		1	2	190	N	Omaha		7	2
												77	H	Wichita St.		3	5	246	N	Incarnate Word		7	3
												80	H	Houston		7	3	254	N	UMKC		9	0
												80	H	Houston		1	0	275	N	Alabama A&M		11	1
												80	H	Houston		6	5	285	N	Savannah St.		4	1
												84	A	UT Arlington		7	0						
												87	N	Northern Ill.		0	2						
						LAST 10 GAMES																	
						63 H UCF						3						4					
						63 H UCF						0						2					
						63 H UCF						3						0					
						122 A East Carolina						2						0					
						122 A East Carolina						3						1					

Non-Div. I Games:

Tulsa

Tulsa

[illegible]

T
u
l
s
a

Average RPI Win: 124		WON-LOST	WINNING	LAST 10	STRENGTH OF		OPP. STRENGTH	TEAM	ADJ	CONF.	ADJ CONF.
Average RPI Loss: 66		RECORD	PCT. RANK	GAMES	SCHEDULE		OF SCHEDULE	RPI	RPI	RPI	RPI
DIV. I ONLY		39-13-0	.75	22	7-3-0		55	60	29	.6024	29
DIV. I NON-CONF.		21-5-0	.80769	24	1-0-0		75	80	28	.60827	29
TOTALS		RPI 1-25	RPI 26-50		W-L RECORDS		RPI 51-100		RPI 101-150		RPI 150+
39-13-0		2-5-0	3-0-0		OVERALL		13-4-0		10-3-0		11-1-0
17-5-0		2-2-0	2-0-0		HOME		1-2-0		6-1-0		6-0-0
13-6-0		0-2-0	1-0-0		AWAY		7-2-0		4-2-0		1-0-0
9-2-0		0-1-0	0-0-0		NEUTRAL		5-0-0		0-0-0		4-1-0
21-5-0		1-3-0	3-0-0		NON-CONFERENCE		6-0-0		3-1-0		8-1-0
9-1-0		1-0-0	2-0-0		HOME		0-0-0		3-1-0		3-0-0
3-2-0		0-2-0	1-0-		AWAY		1-0-0		0-0-0		1-0-0
9-2-0		0-1-0	0-0-0		NEUTRAL		5-0-0		0-0-0		4-1-0
18-8-0		1-2-0	0-0-0		CONFERENCE		7-4-0		7-2-0		3-0-0
8-4-0		1-2-0	0-0-0		HOME		1-2-0		3-0-0		3-0-0
10-4-0		0-0-0	0-0-0		AWAY		6-2-0		4-2-0		0-0-0
0-0-0		0-0-0	0-0-0		NEUTRAL		0-0-0		0-0-0		0-0-0
RPI S	Opponent	Score		RPI S	Opponent	Score		RPI S	Opponent	Score	
3 A	Auburn	1	8	33 A	Texas	2	1	56 A	South Ala.	5	0
8 A	Texas A&M	1	5	33 H	Texas	2	1	56 A	South Ala.	1	0
10 H	Baylor	1	0	49 H	McNeese	5	4	56 A	South Ala.	3	0
18 N	BYU	3	5					57 H	Georgia St.	3	5
19 H	Louisiana	2	1					57 H	Georgia St.	0	4
19 H	Louisiana	1	8					57 H	Georgia St.	7	5
19 H	Louisiana	4	12					72 N	Hawaii	6	1
								79 N	Col. of Charleston	11	3
								80 A	Houston	7	0
								84 A	UT Arlington	0	6
								84 A	UT Arlington	3	4
								84 A	UT Arlington	10	3
								85 N	Liberty	3	1
								85 N	Liberty	3	2
								89 N	Colorado St.	3	0
								98 A	Coastal Caro.	3	0
								98 A	Coastal Caro.	5	4
LAST 10 GAMES											
84 A	UT Arlington	3	4	119 H	Troy	12	0	106 A	La.-Monroe	2	3
84 A	UT Arlington	0	6	159 H	UTSA	3	1	106 A	La.-Monroe	2	1
84 A	UT Arlington	10	3	112 A	Ga. Southern	4	3	106 A	La.-Monroe	5	0
119 H	Troy	3	0	112 A	Ga. Southern	9	4	112 A	Ga. Southern	4	3
119 H	Troy	4	3	112 A	Ga. Southern	0	2	112 A	Ga. Southern	0	2
								112 A	Ga. Southern	9	4
								119 H	Troy	3	0
								119 H	Troy	4	3
								119 H	Troy	12	0
								126 H	Abilene Christian	0	1
								126 H	Abilene Christian	8	3
								137 H	Texas Tech	2	1
								141 H	Iowa	2	0
								159 A	UTSA	8	1
								159 H	UTSA	3	1
								163 N	New Mexico	2	3
								163 N	New Mexico	1	0
								227 H	Appalachian St.	4	1
								227 H	Appalachian St.	11	0
								227 H	Appalachian St.	9	1
								246 H	Incarnate Word	11	2
								246 N	Incarnate Word	6	0
								262 H	A&M-Corpus Christi	8	0
								287 N	Southern U.	8	0
								287 N	Southern U.	6	1

Non-Div. I Games:

Texas St.

Average RPI Win: 120		WON-LOST RECORD		WINNING PCT. RANK		LAST 10 GAMES		STRENGTH OF SCHEDULE		OPP. STRENGTH OF SCHEDULE		TEAM RPI		ADJ RPI		CONF. RPI		ADJ CONF. RPI	
DIV. I ONLY		31-21-0		.59615 81		5-5-0		19		23		28		.60116 30		1		2	
DIV. I NON-CONF.		24-4-0		.85714 15		3-1-0		121		127		30		.60522 32		2		2	
TOTALS		RPI 1-25		RPI 26-50		W-L RECORDS		RPI 51-100		RPI 101-150		RPI 150+							
31-21-0		4-15-0		6-5-0		OVERALL		5-1-0		4-0-0		12-0-0							
13-8-0		4-8-0		1-0-0		HOME		1-0-0		3-0-0		4-0-0							
9-13-0		0-7-0		5-5-0		AWAY		2-1-0		0-0-0		2-0-0							
9-0-0		0-0-0		0-0-0		NEUTRAL		2-0-0		1-0-0		6-0-0							
24-4-0		0-1-0		3-2-0		NON-CONFERENCE		5-1-0		4-0-0		12-0-0							
9-0-0		0-0-0		1-0-0		HOME		1-0-0		3-0-0		4-0-0							
6-4-0		0-1-0		2-0-		AWAY		2-1-0		0-0-0		2-0-0							
9-0-0		0-0-0		0-0-0		NEUTRAL		2-0-0		1-0-0		6-0-0							
7-17-0		4-14-0		3-3-0		CONFERENCE		0-0-0		0-0-0		0-0-0							
4-8-0		4-8-0		0-0-0		HOME		0-0-0		0-0-0		0-0-0							
3-9-0		0-6-0		3-3-0		AWAY		0-0-0		0-0-0		0-0-0							
0-0-0		0-0-0		0-0-0		NEUTRAL		0-0-0		0-0-0		0-0-0							
RPI	S	Opponent		Score		RPI	S	Opponent		Score		RPI	S	Opponent		Score			
1	H	Florida		1 6		28	A	Tulsa		0 8		54	A	Fla. Atlantic		1 3			
1	H	Florida		1 6		28	H	Tulsa		3 1		67	N	CSUN		8 7			
1	H	Florida		0 8		31	A	Mississippi St.		0 3		74	H	Nebraska		2 0			
8	H	Texas A&M		0 3		31	A	Mississippi St.		3 4		90	A	North Texas		11 0			
8	H	Texas A&M		2 3		31	A	Mississippi St.		5 4		90	A	North Texas		7 0			
8	H	Texas A&M		4 3		32	A	Missouri		4 2		96	N	Memphis		4 2			
9	H	Tennessee		1 5		32	A	Missouri		6 5									
9	H	Tennessee		4 3		32	A	Missouri		0 1									
9	H	Tennessee		2 1		36	A	Notre Dame		13 2									
11	A	Oklahoma		2 4		36	A	Notre Dame		5 6									
14	A	Alabama		3 4		37	A	Oklahoma St.		7 6									
14	A	Alabama		0 9															
14	A	Alabama		0 5															
17	A	Kentucky		5 7															
17	A	Kentucky		1 2															
17	A	Kentucky		0 2															
25	H	Georgia		0 10															
25	H	Georgia		6 2															
25	H	Georgia		2 6															
LAST 10 GAMES																			
25	H	Georgia		0 10		286	A	Jackson St.		14 2									
25	H	Georgia		2 6		31	A	Mississippi St.		3 4									
25	H	Georgia		6 2		31	A	Mississippi St.		5 4									
36	A	Notre Dame		13 2		31	A	Mississippi St.		0 3									
36	A	Notre Dame		5 6		106	H	La.-Monroe		9 3									

Non-Div. I Games:

Arkansas

Average RPI Win:		114	WON-LOST		WINNING		LAST 10		STRENGTH OF		OPP. STRENGTH		TEAM		ADJ		CONF.		ADJ CONF.				
Average RPI Loss:		22	RECORD		PCT. RANK		GAMES		SCHEDULE		OF SCHEDULE		RPI		RPI		RPI		RPI				
DIV. I ONLY			36-19-0		.65455		49		5-5-0		27		18		27		.59896		31				
DIV. I NON-CONF.			26-4-0		.86667		13		1-0-0		189		100		35		.5905		37				
TOTALS		RPI 1-25		RPI 26-50		W-L RECORDS		RPI 51-100		RPI 101-150		RPI 150+											
36-19-0		8-15-0		3-2-0		OVERALL		7-2-0		6-0-0		12-0-0											
24-7-0		5-4-0		2-1-0		HOME		5-2-0		3-0-0		9-0-0											
7-11-0		3-11-0		0-0-0		AWAY		0-0-0		1-0-0		3-0-0											
5-1-0		0-0-0		1-1-0		NEUTRAL		2-0-0		2-0-0		0-0-0											
26-4-0		0-1-0		1-1-0		NON-CONFERENCE		7-2-0		6-0-0		12-0-0											
17-2-0		0-0-0		0-0-0		HOME		5-2-0		3-0-0		9-0-0											
4-1-0		0-1-0		0-0-		AWAY		0-0-0		1-0-0		3-0-0											
5-1-0		0-0-0		1-1-0		NEUTRAL		2-0-0		2-0-0		0-0-0											
10-15-0		8-14-0		2-1-0		CONFERENCE		0-0-0		0-0-0		0-0-0											
7-5-0		5-4-0		2-1-0		HOME		0-0-0		0-0-0		0-0-0											
3-10-0		3-10-0		0-0-0		AWAY		0-0-0		0-0-0		0-0-0											
0-0-0		0-0-0		0-0-0		NEUTRAL		0-0-0		0-0-0		0-0-0											
RPI	S	Opponent		Score		RPI	S	Opponent		Score		RPI	S	Opponent		Score		RPI	S	Opponent		Score	
3	A	Auburn		3	6	30	H	Arkansas		3	0	57	H	Georgia St.		4	0	101	A	Southern Miss.		3	2
3	A	Auburn		2	6	30	H	Arkansas		4	5	57	H	Georgia St.		1	3	103	H	Eastern Ill.		4	1
3	A	Auburn		2	4	30	H	Arkansas		4	3	81	H	North Florida		7	5	118	H	Massachusetts		4	1
8	A	Texas A&M		1	5	45	N	Cal St. Fullerton		1	6	81	H	North Florida		4	1	119	H	Troy		2	1
8	A	Texas A&M		1	3	47	N	Fresno St.		4	1	86	N	FGCU		6	3	135	N	UAB		8	0
8	A	Texas A&M		5	2							88	H	Southern Ill.		5	2	137	N	Texas Tech		6	3
11	A	Oklahoma		3	5							88	H	Southern Ill.		6	2	158	A	Southeastern La.		9	1
14	H	Alabama		0	3							94	H	Western Ky.		0	1	174	A	Central Ark.		3	1
14	H	Alabama		1	0							97	N	Louisiana Tech		5	4	174	H	Central Ark.		8	0
14	H	Alabama		3	11													174	H	Central Ark.		2	1
15	A	LSU		2	7													192	H	SFA		2	0
15	A	LSU		0	1													192	H	SFA		2	1
15	A	LSU		1	4													210	H	Samford		6	1
17	H	Kentucky		5	3													210	H	Samford		6	5
17	H	Kentucky		7	10													260	H	Alabama St.		10	0
17	H	Kentucky		6	2													268	A	Alcorn		6	0
22	H	South Carolina		6	4													271	H	Mississippi Val.		8	0
22	H	South Carolina		0	3													286	H	Jackson St.		14	0
22	H	South Carolina		5	2																		
23	A	Ole Miss		0	2																		
25	A	Georgia		5	2																		
25	A	Georgia		6	7																		
25	A	Georgia		9	4																		
						LAST 10 GAMES																	
						17	H	Kentucky		7	10	3	A	Auburn		2	4						
						17	H	Kentucky		5	3	30	H	Arkansas		4	3						
						17	H	Kentucky		6	2	30	H	Arkansas		4	5						
						3	A	Auburn		3	6	30	H	Arkansas		3	0						
						3	A	Auburn		2	6	268	A	Alcorn		6	0						

Non-Div. I Games:

Mississippi St.

Average RPI Win: 110		WON-LOST	WINNING	LAST 10	STRENGTH OF		OPP. STRENGTH	TEAM	ADJ		CONF.	ADJ CONF.
Average RPI Loss: 29		RECORD	PCT. RANK	GAMES	SCHEDULE		OF SCHEDULE	RPI	RPI		RPI	RPI
DIV. I ONLY		29-25-0	.53704	115	3-7-0		11	7	32		.59892	32
DIV. I NON-CONF.		22-9-0	.70968	50	1-0-0		79	34	40		.58912	38
TOTALS		RPI 1-25	RPI 26-50		W-L RECORDS		RPI 51-100		RPI 101-150		RPI 150+	
29-25-0		8-17-0	4-4-0		OVERALL		1-2-0		2-1-0		14-1-0	
14-11-0		3-8-0	1-2-0		HOME		0-0-0		2-0-0		8-1-0	
5-8-0		3-8-0	0-0-0		AWAY		0-0-0		0-0-0		2-0-0	
10-6-0		2-1-0	3-2-0		NEUTRAL		1-2-0		0-1-0		4-0-0	
22-9-0		2-3-0	3-2-0		NON-CONFERENCE		1-2-0		2-1-0		14-1-0	
10-3-0		0-2-0	0-0-0		HOME		0-0-0		2-0-0		8-1-0	
2-0-0		0-0-0	0-0-		AWAY		0-0-0		0-0-0		2-0-0	
10-6-0		2-1-0	3-2-0		NEUTRAL		1-2-0		0-1-0		4-0-0	
7-16-0		6-14-0	1-2-0		CONFERENCE		0-0-0		0-0-0		0-0-0	
4-8-0		3-6-0	1-2-0		HOME		0-0-0		0-0-0		0-0-0	
3-8-0		3-8-0	0-0-0		AWAY		0-0-0		0-0-0		0-0-0	
0-0-0		0-0-0	0-0-0		NEUTRAL		0-0-0		0-0-0		0-0-0	
RPI S	Opponent	Score	RPI S	Opponent	Score	RPI S	Opponent	Score	RPI S	Opponent	Score	
1 A	Florida	0 1	27 N	Illinois	5 1	52 N	South Fla.	13 4	105 N	UC Santa Barbara	5 6	
1 A	Florida	0 6	30 H	Arkansas	2 4	58 N	Illinois St.	3 7	141 H	Iowa	2 0	
2 H	Oregon	3 10	30 H	Arkansas	1 0	74 N	Nebraska	1 4	141 H	Iowa	9 0	
2 H	Oregon	2 7	30 H	Arkansas	5 6				157 N	North Dakota St.	16 6	
3 A	Auburn	6 1	33 N	Texas	3 10				169 H	Southeast Mo. St.	14 3	
3 A	Auburn	1 6	35 N	Ohio St.	4 5				169 H	Southeast Mo. St.	9 1	
3 A	Auburn	4 5	36 N	Notre Dame	8 0				176 H	Butler	8 0	
6 N	Washington	9 5	41 N	USC Upstate	1 0				177 H	Maryland	8 9	
8 A	Texas A&M	3 7							177 H	Maryland	2 0	
8 A	Texas A&M	5 1							186 A	Charleston So.	3 0	
8 A	Texas A&M	0 8							186 A	Charleston So.	4 3	
13 N	James Madison	8 4							190 H	Omaha	7 4	
13 N	James Madison	0 6							191 N	Rutgers	9 1	
14 H	Alabama	3 9							192 H	SFA	14 6	
14 H	Alabama	2 0							195 N	South Dakota	11 7	
14 H	Alabama	4 3							208 N	Monmouth	10 1	
15 A	LSU	1 3							222 H	Western Ill.	10 2	
15 A	LSU	3 1							222 H	Western Ill.	6 5	
15 A	LSU	2 3										
17 H	Kentucky	8 10										
17 H	Kentucky	0 4										
17 H	Kentucky	2 4										
23 H	Ole Miss	0 6										
23 H	Ole Miss	3 2										
23 H	Ole Miss	4 12										
			LAST 10 GAMES									
			23 H	Ole Miss	3 2	15 A	LSU	2 3				
			23 H	Ole Miss	4 12	17 H	Kentucky	8 10				
			23 H	Ole Miss	0 6	17 H	Kentucky	0 4				
			15 A	LSU	3 1	17 H	Kentucky	2 4				
			15 A	LSU	1 3	190 H	Omaha	7 4				

Non-Div. I Games:

Missouri

Texas

Texas

Texas				Through Games Of May 7, 2017													
Average RPI Win:		113	WON-LOST	WINNING	LAST 10	STRENGTH OF		OPP. STRENGTH	TEAM	ADJ		CONF.	ADJ CONF.				
Average RPI Loss:		29	RECORD	PCT. RANK	GAMES	SCHEDULE		OF SCHEDULE	RPI	RPI		RPI	RPI				
DIV. I ONLY			30-22-0	.57692	90	6-4-0		22	27	33	.59504	33	3	3			
DIV. I NON-CONF.			23-12-0	.65714	65	2-0-0		5	12	25	.61854	25	3	3			
TOTALS		RPI 1-25		RPI 26-50		W-L RECORDS		RPI 51-100		RPI 101-150		RPI 150+					
30-22-0		2-14-0		5-6-0		OVERALL		8-0-0		9-2-0		6-0-0					
16-10-0		1-7-0		1-1-0		HOME		7-0-0		3-2-0		4-0-0					
10-10-0		0-5-0		2-5-0		AWAY		1-0-0		6-0-0		1-0-0					
4-2-0		1-2-0		2-0-0		NEUTRAL		0-0-0		0-0-0		1-0-0					
23-12-0		1-9-0		5-3-0		NON-CONFERENCE		8-0-0		3-0-0		6-0-0					
14-4-0		0-3-0		1-1-0		HOME		7-0-0		2-0-0		4-0-0					
5-6-0		0-4-0		2-0-		AWAY		1-0-0		1-0-0		1-0-0					
4-2-0		1-2-0		2-0-0		NEUTRAL		0-0-0		0-0-0		1-0-0					
7-10-0		1-5-0		0-3-0		CONFERENCE		0-0-0		6-2-0		0-0-0					
2-6-0		1-4-0		0-0-0		HOME		0-0-0		1-2-0		0-0-0					
5-4-0		0-1-0		0-3-0		AWAY		0-0-0		5-0-0		0-0-0					
0-0-0		0-0-0		0-0-0		NEUTRAL		0-0-0		0-0-0		0-0-0					
RPI	S	Opponent		Score		RPI	S	Opponent		Score		RPI	S	Opponent		Score	
4	A	UCLA		2	3	29	A	Texas St.		1	2	75	A	Long Beach St.		10	1
5	A	Arizona		2	4	29	H	Texas St.		1	2	80	H	Houston		2	1
5	A	Arizona		1	2	32	N	Missouri		10	3	80	H	Houston		3	1
5	A	Arizona		0	3	36	N	Notre Dame		4	3	89	H	Colorado St.		7	2
6	N	Washington		2	7	37	A	Oklahoma St.		1	2	89	H	Colorado St.		8	0
9	N	Tennessee		4	2	37	A	Oklahoma St.		0	1	90	H	North Texas		6	0
10	A	Baylor		1	2	37	A	Oklahoma St.		9	10	97	H	Louisiana Tech		6	5
10	H	Baylor		3	1	45	A	Cal St. Fullerton		10	1	97	H	Louisiana Tech		9	2
10	H	Baylor		0	4	45	A	Cal St. Fullerton		2	3						
11	H	Oklahoma		2	3	45	A	Cal St. Fullerton		4	0						
11	H	Oklahoma		1	3	49	H	McNeese		4	0						
11	H	Oklahoma		0	6												
12	H	Minnesota		6	11												
12	H	Minnesota		2	5												
20	N	Arizona St.		6	9												
22	H	South Carolina		4	9												
LAST 10 GAMES																	
	10	H	Baylor	0	4		132	A	Kansas	10	0						
	10	H	Baylor	3	1		90	H	North Texas	6	0						
	10	A	Baylor	1	2		138	H	Iowa St.	2	4						
	262	H	A&M-Corpus Christi	3	0		138	H	Iowa St.	7	1						
	132	A	Kansas	2	0		138	H	Iowa St.	1	2						

Non-Div. I Games:

Texas

Average RPI Win:	114	WON-LOST	WINNING	LAST 10	STRENGTH OF	OPP. STRENGTH	TEAM	ADJ	CONF.	ADJ CONF.		
Average RPI Loss:	55 <th>RECORD</th> <th>PCT. RANK</th> <th>GAMES</th> <th>SCHEDULE</th> <th>OF SCHEDULE</th> <th>RPI</th> <th>RPI</th> <th>RPI</th> <th>RPI</th>	RECORD	PCT. RANK	GAMES	SCHEDULE	OF SCHEDULE	RPI	RPI	RPI	RPI		
DIV. I ONLY		36-18-0	.66667	42	3-7-0	39	39	34	.59469	34	5	4
DIV. I NON-CONF.		21-9-0	.7	54	0-3-0	19	55	31	.60883	28	4	4
<hr/>												
TOTALS	RPI 1-25	RPI 26-50		W-L RECORDS		RPI 51-100		RPI 101-150		RPI 150+		
36-18-0	2-7-0	4-5-0		OVERALL		10-1-0		12-3-0		8-2-0		
23-6-0	1-2-0	3-1-0		HOME		8-0-0		10-2-0		1-1-0		
7-9-0	0-4-0	1-2-0		AWAY		2-1-0		2-1-0		2-1-0		
6-3-0	1-1-0	0-2-0		NEUTRAL		0-0-0		0-0-0		5-0-0		
21-9-0	2-4-0	3-3-0		NON-CONFERENCE		3-0-0		8-1-0		5-1-0		
13-4-0	1-2-0	3-1-0		HOME		2-0-0		6-0-0		1-1-0		
3-2-0	0-1-0	0-0-		AWAY		1-0-0		2-1-0		0-0-0		
5-3-0	1-1-0	0-2-0		NEUTRAL		0-0-0		0-0-0		4-0-0		
15-9-0	0-3-0	1-2-0		CONFERENCE		7-1-0		4-2-0		3-1-0		
10-2-0	0-0-0	0-0-0		HOME		6-0-0		4-2-0		0-0-0		
4-7-0	0-3-0	1-2-0		AWAY		1-1-0		0-0-0		2-1-0		
1-0-0	0-0-0	0-0-0		NEUTRAL		0-0-0		0-0-0		1-0-0		
<hr/>												
RPI S	Opponent	Score	RPI S	Opponent	Score	RPI S	Opponent	Score	RPI S	Opponent	Score	
7 A	Florida St.	1 8	26 H	Marshall	8 3	60 H	Pittsburgh	5 1	110 H	North Carolina St.	7 8	
7 A	Florida St.	0 3	27 N	Illinois	0 13	60 H	Pittsburgh	6 2	110 H	North Carolina St.	12 4	
7 A	Florida St.	2 6	27 N	Illinois	2 6	60 H	Pittsburgh	8 7	110 H	North Carolina St.	6 0	
9 A	Tennessee	2 9	35 H	Ohio St.	8 7	68 H	Boston College	8 3	122 A	East Carolina	4 0	
13 H	James Madison	3 4	35 H	Ohio St.	2 10	68 H	Boston College	7 4	124 A	UNCG	3 6	
13 H	James Madison	0 8	36 A	Notre Dame	0 2	68 H	Boston College	2 0	124 H	UNCG	2 0	
22 H	South Carolina	7 3	36 A	Notre Dame	1 2	71 A	Syracuse	1 3	125 H	Miami (OH)	8 7	
24 N	California	4 1	36 A	Notre Dame	7 5	71 A	Syracuse	11 10	127 H	Virginia	12 1	
24 N	California	1 3	41 H	USC Upstate	1 0	79 A	Col. of Charleston	3 2	127 H	Virginia	8 7	
						93 H	Elon	6 2	127 H	Virginia	4 10	
						100 H	Charlotte	5 1	134 H	Purdue	5 0	
									134 H	Purdue	10 1	
									143 H	Longwood	5 3	
									144 H	Towson	6 5	
									145 A	Campbell	6 0	
									153 H	Winthrop	7 8	
									155 N	Georgia Tech	7 3	
									160 A	Virginia Tech	6 2	
									160 A	Virginia Tech	4 3	
									160 A	Virginia Tech	4 13	
									185 N	UMass Lowell	3 1	
									215 H	Hampton	8 2	
									256 N	Chattanooga	8 0	
									258 N	Robert Morris	10 3	
									263 N	Northern Ky.	8 1	
<hr/>												
			LAST 10 GAMES									
			7 A	Florida St.	2 6	71 A	Syracuse	11 10	256 N	Chattanooga	8 0	
			7 A	Florida St.	1 8	71 A	Syracuse	1 3	258 N	Robert Morris	10 3	
			7 A	Florida St.	0 3	153 H	Winthrop	7 8	263 N	Northern Ky.	8 1	
			13 H	James Madison	0 8	68 H	Boston College	8 3				
			13 H	James Madison	3 4	68 H	Boston College	2 0				

Non-Div. I Games:

North Carolina

Average RPI Win:		121	WON-LOST RECORD		WINNING PCT. RANK		LAST 10 GAMES		STRENGTH OF SCHEDULE		OPP. STRENGTH OF SCHEDULE		TEAM RPI		ADJ RPI		CONF. RPI		ADJ CONF. RPI	
DIV. I ONLY			33-15-0		.6875 34		6-4-0		63		40		41		.58913 35		8		6	
DIV. I NON-CONF.			18-7-0		.72 48		1-0-0		11		21		23		.62422 24		5		5	
TOTALS		RPI 1-25		RPI 26-50		W-L RECORDS		RPI 51-100		RPI 101-150		RPI 150+								
33-15-0		1-7-0		4-2-0		OVERALL		7-1-0		9-5-0		12-0-0								
10-4-0		1-2-0		0-0-0		HOME		1-0-0		4-2-0		4-0-0								
12-6-0		0-1-0		3-2-0		AWAY		2-0-0		3-3-0		4-0-0								
11-5-0		0-4-0		1-0-0		NEUTRAL		4-1-0		2-0-0		4-0-0								
18-7-0		0-5-0		2-1-0		NON-CONFERENCE		7-1-0		3-0-0		6-0-0								
2-0-0		0-0-0		0-0-0		HOME		1-0-0		0-0-0		1-0-0								
5-2-0		0-1-0		1-0-		AWAY		2-0-0		1-0-0		1-0-0								
11-5-0		0-4-0		1-0-0		NEUTRAL		4-1-0		2-0-0		4-0-0								
15-8-0		1-2-0		2-1-0		CONFERENCE		0-0-0		6-5-0		6-0-0								
8-4-0		1-2-0		0-0-0		HOME		0-0-0		4-2-0		3-0-0								
7-4-0		0-0-0		2-1-0		AWAY		0-0-0		2-3-0		3-0-0								
0-0-0		0-0-0		0-0-0		NEUTRAL		0-0-0		0-0-0		0-0-0								
RPI	S	Opponent		Score		RPI	S	Opponent		Score		RPI	S	Opponent		Score				
3	N	Auburn		0 8		27	A	Illinois		6 11		53	N	Central Mich.		10 0				
6	N	Washington		4 11		27	A	Illinois		7 4		53	N	Central Mich.		5 1				
8	A	Texas A&M		1 9		27	A	Illinois		3 2		55	N	Louisville		0 9				
21	H	Michigan		5 0		32	N	Missouri		5 4		55	N	Louisville		4 3				
21	H	Michigan		2 7		34	A	North Carolina		7 8		60	A	Pittsburgh		3 2				
21	H	Michigan		4 8		34	A	North Carolina		10 2		63	A	UCF		8 0				
24	N	California		4 5								66	N	St. John's (NY)		3 1				
25	N	Georgia		4 9								99	H	Kent St.		3 0				

Non-Div. I Games:

Ohio St.

Average RPI Win: 113		WON-LOST	WINNING	LAST 10	STRENGTH OF	OPP. STRENGTH	TEAM	ADJ	CONF.	ADJ CONF.					
Average RPI Loss: 55		RECORD	PCT. RANK	GAMES	SCHEDULE	OF SCHEDULE	RPI	RPI	RPI	RPI					
DIV. I ONLY		32-20-0	.61538	68	5-5-0	42	31	47	.58827	36	5	4			
DIV. I NON-CONF.		19-9-0	.67857	61	3-1-0	16	24	29	.6144	26	4	4			
<hr/>															
TOTALS		RPI 1-25	RPI 26-50		W-L RECORDS		RPI 51-100		RPI 101-150		RPI 150+				
32-20-0		3-8-0	5-4-0		OVERALL		6-3-0		6-3-0		12-2-0				
14-6-0		0-0-0	3-2-0		HOME		2-1-0		1-3-0		8-0-0				
8-8-0		0-4-0	0-0-0		AWAY		3-2-0		3-0-0		2-2-0				
10-6-0		3-4-0	2-2-0		NEUTRAL		1-0-0		2-0-0		2-0-0				
19-9-0		3-5-0	3-3-0		NON-CONFERENCE		2-1-0		3-0-0		8-0-0				
7-1-0		0-0-0	1-1-0		HOME		0-0-0		1-0-0		5-0-0				
2-2-0		0-1-0	0-0-		AWAY		1-1-0		0-0-0		1-0-0				
10-6-0		3-4-0	2-2-0		NEUTRAL		1-0-0		2-0-0		2-0-0				
13-11-0		0-3-0	2-1-0		CONFERENCE		4-2-0		3-3-0		4-2-0				
7-5-0		0-0-0	2-1-0		HOME		2-1-0		0-3-0		3-0-0				
6-6-0		0-3-0	0-0-0		AWAY		2-1-0		3-0-0		1-2-0				
0-0-0		0-0-0	0-0-0		NEUTRAL		0-0-0		0-0-0		0-0-0				
RPI S	Opponent	Score		RPI S	Opponent	Score		RPI S	Opponent	Score		RPI S	Opponent	Score	
4 A	UCLA	0	8	30 H	Arkansas	2	13	55 A	Louisville	4	7	102 N	Weber St.	2	1
7 A	Florida St.	0	6	30 H	Arkansas	6	5	55 A	Louisville	6	4	104 H	Michigan St.	11	3
7 A	Florida St.	0	6	32 N	Missouri	0	8	55 A	Louisville	5	4	110 A	North Carolina St.	4	3
7 A	Florida St.	0	16	33 N	Texas	3	4	65 A	Northwestern	10	2	110 A	North Carolina St.	5	0
11 N	Oklahoma	5	4	34 H	North Carolina	2	0	68 H	Boston College	5	6	110 A	North Carolina St.	5	2
12 N	Minnesota	1	4	34 H	North Carolina	5	7	68 H	Boston College	10	9	127 H	Virginia	3	6
12 N	Minnesota	2	3	34 H	North Carolina	2	1	68 H	Boston College	7	3	127 H	Virginia	6	10
20 N	Arizona St.	1	3	40 N	San Diego St.	5	2	75 A	Long Beach St.	3	4	127 H	Virginia	6	12
21 N	Michigan	6	4	43 N	FIU	5	3	100 N	Charlotte	4	0	134 N	Purdue	6	1
21 N	Michigan	2	9									155 A	Georgia Tech	8	6
25 N	Georgia	10	7									155 A	Georgia Tech	7	8
												155 A	Georgia Tech	8	9
												160 H	Virginia Tech	9	1
												160 H	Virginia Tech	6	1
												160 H	Virginia Tech	9	4
												167 A	Mercer	7	2
												176 H	Butler	4	3
												193 H	Western Mich.	6	5
												195 N	South Dakota	2	1
												217 H	Eastern Mich.	1	0
												218 H	IUPUI	13	4
												244 H	Detroit Mercy	10	5
												256 N	Chattanooga	9	1
				LAST 10 GAMES											
				68 H Boston College 10 9				30 H Arkansas 2 13				256 N Chattanooga 9 1			
				68 H Boston College 5 6				65 A Northwestern 10 2							
				68 H Boston College 7 3				127 H Virginia 6 10							
				176 H Butler 4 3				127 H Virginia 6 12							
				30 H Arkansas 6 5				127 H Virginia 3 6							

Non-Div. I Games:

Notre Dame

Average RPI Win:		112	WON-LOST RECORD		WINNING PCT. RANK	LAST 10 GAMES	STRENGTH OF SCHEDULE		OPP. STRENGTH OF SCHEDULE	TEAM RPI	ADJ RPI	CONF. RPI	ADJ CONF. RPI
Average RPI Loss:		49											
DIV. I ONLY			33-22-0		.678	4-6-0	28		32	42	.58467	37	3
DIV. I NON-CONF.			21-16-0		.56757	0-1-0	21		27	47	.5728	48	3
TOTALS		RPI 1-25	RPI 26-50		W-L RECORDS		RPI 51-100		RPI 101-150		RPI 150+		
33-22-0		2-12-0	5-4-0		OVERALL		6-2-0		13-1-0		7-3-0		
17-6-0		0-2-0	3-2-0		HOME		3-1-0		8-0-0		3-1-0		
5-10-0		2-8-0	0-1-0		AWAY		1-0-0		2-1-0		0-0-0		
11-6-0		0-2-0	2-1-0		NEUTRAL		2-1-0		3-0-0		4-2-0		
21-16-0		1-7-0	2-4-0		NON-CONFERENCE		6-2-0		5-0-0		7-3-0		
8-4-0		0-0-0	0-2-0		HOME		3-1-0		2-0-0		3-1-0		
2-6-0		1-5-0	0-0-		AWAY		1-0-0		0-0-0		0-0-0		
11-6-0		0-2-0	2-1-0		NEUTRAL		2-1-0		3-0-0		4-2-0		
12-6-0		1-5-0	3-0-0		CONFERENCE		0-0-0		8-1-0		0-0-0		
9-2-0		0-2-0	3-0-0		HOME		0-0-0		6-0-0		0-0-0		
3-4-0		1-3-0	0-0-0		AWAY		0-0-0		2-1-0		0-0-0		
0-0-0		0-0-0	0-0-0		NEUTRAL		0-0-0		0-0-0		0-0-0		
RPI S	Opponent	Score	RPI S	Opponent	Score	RPI S	Opponent	Score	RPI S	Opponent	Score		
8 A	Texas A&M	1 9	28 A	Tulsa	0 3	52 N	South Fla.	4 12	105 N	UC Santa Barbara	4 3		
8 A	Texas A&M	0 7	28 H	Tulsa	2 3	69 N	Hofstra	2 1	126 H	Abilene Christian	5 3		
8 A	Texas A&M	2 9	30 H	Arkansas	6 7	75 N	Long Beach St.	6 4	126 H	Abilene Christian	9 2		
10 A	Baylor	1 5	33 H	Texas	1 0	76 H	UNI	5 3	130 N	Penn St.	1 0		
10 A	Baylor	9 4	33 H	Texas	10 9	76 H	UNI	5 11	131 N	New Mexico St.	7 4		
10 A	Baylor	3 7	33 H	Texas	2 1	77 H	Wichita St.	11 3	132 H	Kansas	7 1		
11 A	Oklahoma	2 6	40 N	San Diego St.	5 17	90 A	North Texas	10 2	132 H	Kansas	1 0		
11 H	Oklahoma	0 1	49 N	McNeese	5 1	90 H	North Texas	13 1	132 H	Kansas	7 1		
11 H	Oklahoma	0 3	49 N	McNeese	6 5				137 H	Texas Tech	2 1		
13 N	James Madison	2 5							137 H	Texas Tech	6 5		
15 A	LSU	2 14							137 H	Texas Tech	9 1		
15 A	LSU	2 5							138 A	Iowa St.	11 3		
23 A	Ole Miss	5 1							138 A	Iowa St.	9 10		
24 N	California	1 9							138 A	Iowa St.	10 2		
			LAST 10 GAMES										
			11 H	Oklahoma	0 1	10 A	Baylor	1 5	205 H	Tennessee Tech	3 2		
			11 A	Oklahoma	2 6	137 H	Texas Tech	9 1	286 N	Jackson St.	11 2		
			11 H	Oklahoma	0 3	137 H	Texas Tech	6 5					
			10 A	Baylor	9 4	137 H	Texas Tech	2 1					
			10 A	Baylor	3 7	28 A	Tulsa	0 3					

Non-Div. I Games:

Oklahoma St.

Average RPI Win:		115	WON-LOST RECORD		WINNING PCT. RANK	LAST 10 GAMES	STRENGTH OF SCHEDULE		OPP. STRENGTH OF SCHEDULE	TEAM RPI	ADJ RPI	CONF. RPI	ADJ CONF. RPI				
DIV. I ONLY			27-23-0		.54	112	5-5-0		16	17	36	.58361	38	2	1		
DIV. I NON-CONF.			19-10-0		.65517	67	1-0-0		103	65	62	.55809	61	1	1		
TOTALS		RPI 1-25		RPI 26-50		W-L RECORDS		RPI 51-100		RPI 101-150		RPI 150+					
27-23-0		6-16-0		1-2-0		OVERALL		4-4-0		8-1-0		8-0-0					
9-9-0		4-8-0		0-0-0		HOME		2-1-0		2-0-0		1-0-0					
6-9-0		2-7-0		0-2-0		AWAY		1-0-0		1-0-0		2-0-0					
12-5-0		0-1-0		1-0-0		NEUTRAL		1-3-0		5-1-0		5-0-0					
19-10-0		0-4-0		1-2-0		NON-CONFERENCE		2-3-0		8-1-0		8-0-0					
3-3-0		0-3-0		0-0-0		HOME		0-0-0		2-0-0		1-0-0					
4-2-0		0-0-0		0-0-		AWAY		1-0-0		1-0-0		2-0-0					
12-5-0		0-1-0		1-0-0		NEUTRAL		1-3-0		5-1-0		5-0-0					
8-13-0		6-12-0		0-0-0		CONFERENCE		2-1-0		0-0-0		0-0-0					
6-6-0		4-5-0		0-0-0		HOME		2-1-0		0-0-0		0-0-0					
2-7-0		2-7-0		0-0-0		AWAY		0-0-0		0-0-0		0-0-0					
0-0-0		0-0-0		0-0-0		NEUTRAL		0-0-0		0-0-0		0-0-0					
RPI	S	Opponent		Score		RPI	S	Opponent		Score		RPI	S	Opponent		Score	
2	A	Oregon		0	8	47	A	Fresno St.		1	4	66	N	St. John's (NY)		6	8
2	A	Oregon		2	7	47	A	Fresno St.		2	6	72	A	Hawaii		2	0
2	A	Oregon		0	7	49	N	McNeese		7	2	74	N	Nebraska		6	10
4	H	UCLA		8	5							75	N	Long Beach St.		4	7
4	H	UCLA		8	0							80	N	Houston		7	6
4	H	UCLA		5	7							83	H	Stanford		6	8
5	H	Arizona		2	6							83	H	Stanford		6	0
5	H	Arizona		4	7							83	H	Stanford		4	3
5	H	Arizona		1	7												
6	A	Washington		8	10												
6	A	Washington		3	4												
6	A	Washington		2	1												
9	N	Tennessee		0	14												
12	H	Minnesota		0	6												
16	H	Utah		0	6												
16	H	Utah		5	0												
16	H	Utah		3	1												
18	H	BYU		2	4												
18	H	BYU		1	2												
20	A	Arizona St.		5	4												
20	A	Arizona St.		0	11												
20	A	Arizona St.		0	8												
						LAST 10 GAMES											
						16	H	Utah		0	6	2	A	Oregon		2	7
						16	H	Utah		3	1	2	A	Oregon		0	8
						16	H	Utah		5	0	83	H	Stanford		6	8
						245	A	Portland St.		8	0	83	H	Stanford		4	3
						2	A	Oregon		0	7	83	H	Stanford		6	0

Non-Div. I Games:

Oregon St.

Average RPI Win:	159		WON-LOST RECORD	WINNING PCT. RANK	LAST 10 GAMES		STRENGTH OF SCHEDULE	OPP. STRENGTH OF SCHEDULE	TEAM RPI	ADJ RPI	CONF. RPI	ADJ CONF. RPI					
Average RPI Loss:	73																
DIV. I ONLY			36-10-0	.78261	19	9-1-0	109	131	37	.5828	39	14	14				
DIV. I NON-CONF.			21-9-0	.7	54	0-1-0	165	141	66	.55212	65	14	15				
<hr/>																	
TOTALS		RPI 1-25		RPI 26-50		W-L RECORDS		RPI 51-100		RPI 101-150		RPI 150+					
36-10-0		1-2-0		3-1-0		OVERALL		4-3-0		6-4-0		22-0-0					
13-4-0		1-0-0		2-0-0		HOME		4-1-0		0-3-0		6-0-0					
11-4-0		0-2-0		1-1-0		AWAY		0-1-0		4-0-0		6-0-0					
12-2-0		0-0-0		0-0-0		NEUTRAL		0-1-0		2-1-0		10-0-0					
21-9-0		1-2-0		1-1-0		NON-CONFERENCE		1-2-0		4-4-0		14-0-0					
4-3-0		1-0-0		0-0-0		HOME		1-0-0		0-3-0		2-0-0					
5-4-0		0-2-0		1-0-		AWAY		0-1-0		2-0-0		2-0-0					
12-2-0		0-0-0		0-0-0		NEUTRAL		0-1-0		2-1-0		10-0-0					
15-1-0		0-0-0		2-0-0		CONFERENCE		3-1-0		2-0-0		8-0-0					
9-1-0		0-0-0		2-0-0		HOME		3-1-0		0-0-0		4-0-0					
6-0-0		0-0-0		0-0-0		AWAY		0-0-0		2-0-0		4-0-0					
0-0-0		0-0-0		0-0-0		NEUTRAL		0-0-0		0-0-0		0-0-0					
<hr/>																	
RPI	S	Opponent		Score		RPI	S	Opponent		Score		RPI	S	Opponent		Score	
9	A	Tennessee		2	3	44	H	SIUE		2	1	56	A	South Ala.		0	1
23	A	Ole Miss		1	2	44	H	SIUE		5	3	62	N	Ohio		0	1
23	H	Ole Miss		5	4	46	A	Kennesaw St.		3	4	73	H	Murray St.		10	6
						46	A	Kennesaw St.		15	5	73	H	Murray St.		7	3
												82	H	UT Martin		4	0
												82	H	UT Martin		5	7
												94	H	Western Ky.		6	0
													</				

Non-Div. I Games:

Jacksonville St.

RPI	S	Opponent	Score	
267	A	Tennessee St.	8	0
271	N	Mississippi Val.	14	7
271	N	Mississippi Val.	10	1
275	A	Alabama A&M	8	0
275	N	Alabama A&M	11	0

Jacksonville St.

J
a
c
k
s
o
n
v
i
l
l
e
s
t
.

J
a
c
k
s
o
n
v
i
l
l
e
s
t
.

Average RPI Win:		125	WON-LOST RECORD		WINNING PCT. RANK	LAST 10 GAMES		STRENGTH OF SCHEDULE		OPP. STRENGTH OF SCHEDULE	TEAM RPI	ADJ RPI	CONF. RPI	ADJ CONF. RPI			
DIV. I ONLY			29-17-0	.63043	64	7-3-0		29	61	39	.58242	40	6	9			
DIV. I NON-CONF.			16-9-0	.64	77	0-0-0		29	49	41	.57945	43	10	10			
TOTALS		RPI 1-25		RPI 26-50		W-L RECORDS		RPI 51-100		RPI 101-150		RPI 150+					
29-17-0		1-4-0		2-5-0		OVERALL		7-7-0		9-0-0		10-1-0					
16-7-0		0-3-0		1-3-0		HOME		2-1-0		6-0-0		7-0-0					
4-7-0		0-0-0		0-1-0		AWAY		4-6-0		0-0-0		0-0-0					
9-3-0		1-1-0		1-1-0		NEUTRAL		1-0-0		3-0-0		3-1-0					
16-9-0		1-4-0		1-3-0		NON-CONFERENCE		1-1-0		6-0-0		7-1-0					
7-4-0		0-3-0		0-1-0		HOME		0-0-0		3-0-0		4-0-0					
0-2-0		0-0-0		0-0-		AWAY		0-1-0		0-0-0		0-0-0					
9-3-0		1-1-0		1-1-0		NEUTRAL		1-0-0		3-0-0		3-1-0					
13-8-0		0-0-0		1-2-0		CONFERENCE		6-6-0		3-0-0		3-0-0					
9-3-0		0-0-0		1-2-0		HOME		2-1-0		3-0-0		3-0-0					
4-5-0		0-0-0		0-0-0		AWAY		4-5-0		0-0-0		0-0-0					
0-0-0		0-0-0		0-0-0		NEUTRAL		0-0-0		0-0-0		0-0-0					
RPI	S	Opponent		Score		RPI	S	Opponent		Score		RPI	S	Opponent		Score	
4	H	UCLA		0	8	36	N	Notre Dame		2	5	51	H	San Jose St.		5	3
6	H	Washington		5	6	37	N	Oklahoma St.		17	5	51	H	San Jose St.		7	6
7	N	Florida St.		4	6	45	A	Cal St. Fullerton		0	2	51	H	San Jose St.		3	5
16	N	Utah		3	2	47	H	Fresno St.		6	3	64	A	Utah St.		2	4
18	H	BYU		1	5	47	H	Fresno St.		7	10	64	A	Utah St.		15	5
						47	H	Fresno St.		6	7	64	A	Utah St.		1	4
						49	H	McNeese		6	7	75	A	Long Beach St.		1	5
												83	N	Stanford		5	4
												89	A	Colorado St.		9	4
												89	A	Colorado St.		4	7
												89	A	Colorado St.		5	11
												92	A	Boise St.		10	6
												92	A	Boise St.		14	0
												92	A	Boise St.		4	6

Non-Div. I Games:

San Diego St.

RPI	S	Opponent	Score	
231	H	Colgate	8	0
238	H	Gardner-Webb	2	1
238	H	Gardner-Webb	8	0
240	H	Georgetown	9	0
255	H	Delaware St.	7	1
264	H	Canisius	4	0
293	H	Howard	14	0

USC Upstate

U
S
C
U
P
S
t
a
t
e

U
S
C
U
P
S
t
a
t
e

Average RPI Win: 123		WON-LOST	WINNING	LAST 10	STRENGTH OF		OPP. STRENGTH	TEAM	ADJ		CONF.	ADJ CONF.		
Average RPI Loss: 59		RECORD	PCT. RANK	GAMES	SCHEDULE		OF SCHEDULE	RPI	RPI		RPI	RPI		
DIV. I ONLY		32-14-0	.69565	32	5-5-0		85	47	44	.58126	42	8	6	
DIV. I NON-CONF.		20-3-0	.86957	12	0-1-0		43	98	14	.63246	19	5	5	
TOTALS		RPI 1-25	RPI 26-50		W-L RECORDS		RPI 51-100		RPI 101-150		RPI 150+			
32-14-0		1-5-0	2-1-0		OVERALL		10-6-0		7-2-0		12-0-0			
3-9-0		1-4-0	0-0-0		HOME		0-4-0		2-1-0		0-0-0			
14-3-0		0-0-0	1-1-0		AWAY		8-1-0		2-1-0		3-0-0			
15-2-0		0-1-0	1-0-0		NEUTRAL		2-1-0		3-0-0		9-0-0			
20-3-0		0-1-0	1-0-0		NON-CONFERENCE		8-2-0		3-0-0		8-0-0			
0-1-0		0-0-0	0-0-0		HOME		0-1-0		0-0-0		0-0-0			
6-0-0		0-0-0	0-0-		AWAY		6-0-0		0-0-0		0-0-0			
14-2-0		0-1-0	1-0-0		NEUTRAL		2-1-0		3-0-0		8-0-0			
12-11-0		1-4-0	1-1-0		CONFERENCE		2-4-0		4-2-0		4-0-0			
3-8-0		1-4-0	0-0-0		HOME		0-3-0		2-1-0		0-0-0			
8-3-0		0-0-0	1-1-0		AWAY		2-1-0		2-1-0		3-0-0			
1-0-0		0-0-0	0-0-0		NEUTRAL		0-0-0		0-0-0		1-0-0			
RPI	S	Opponent	Score		RPI	S	Opponent	Score		RPI	S	Opponent	Score	
12	H	Minnesota	1	12	27	A	Illinois	2	7	52	A	South Fla.	3	1
12	H	Minnesota	0	6	27	A	Illinois	3	0	55	A	Louisville	10	1
13	N	James Madison	0	4	43	N	FIU	5	0	65	A	Northwestern	7	1
21	H	Michigan	0	8						65	A	Northwestern	4	5
21	H	Michigan	1	0						65	A	Northwestern	14	5
21	H	Michigan	2	10						68	N	Boston College	1	4
										69	N	Hofstra	7	5
										69	N	Hofstra	4	0
										74	H	Nebraska	4	9
										74	H	Nebraska	3	8
										74	H	Nebraska	4	7
										76	A	UNI	1	0
										86	A	FGCU	6	0
										87	H	Northern Ill.	4	6
										89	A	Colorado St.	8	1
										89	A	Colorado St.	16	0
</														

Non-Div. I Games:

Wisconsin

Average RPI Win: 144		WON-LOST RECORD	WINNING PCT. RANK	LAST 10 GAMES	STRENGTH OF SCHEDULE	OPP. STRENGTH OF SCHEDULE	TEAM RPI	ADJ RPI		CONF. RPI	ADJ CONF. RPI						
Average RPI Loss: 80																	
DIV. I ONLY		43-12-0	.78182	20	9-1-0	133	80	40	.58085	43	12	12					
DIV. I NON-CONF.		26-6-0	.8125	22	2-0-0	232	90	54	.5654	55	11	11					
<hr/>																	
TOTALS		RPI 1-25		RPI 26-50		W-L RECORDS		RPI 51-100		RPI 101-150		RPI 150+					
43-12-0		0-1-0		3-3-0		OVERALL		17-5-0		3-0-0		20-3-0					
24-2-0		0-0-0		3-1-0		HOME		13-1-0		1-0-0		7-0-0					
7-6-0		0-1-0		0-0-0		AWAY		3-3-0		0-0-0		4-2-0					
12-4-0		0-0-0		0-2-0		NEUTRAL		1-1-0		2-0-0		9-1-0					
26-6-0		0-1-0		1-2-0		NON-CONFERENCE		6-2-0		3-0-0		16-1-0					
13-1-0		0-0-0		1-0-0		HOME		4-1-0		1-0-0		7-0-0					
1-1-0		0-1-0		0-0-		AWAY		1-0-0		0-0-0		0-0-0					
12-4-0		0-0-0		0-2-0		NEUTRAL		1-1-0		2-0-0		9-1-0					
17-6-0		0-0-0		2-1-0		CONFERENCE		11-3-0		0-0-0		4-2-0					
11-1-0		0-0-0		2-1-0		HOME		9-0-0		0-0-0		0-0-0					
6-5-0		0-0-0		0-0-0		AWAY		2-3-0		0-0-0		4-2-0					
0-0-0		0-0-0		0-0-0		NEUTRAL		0-0-0		0-0-0		0-0-0					
RPI	S	Opponent		Score		RPI	S	Opponent		Score		RPI	S	Opponent		Score	
1	A	Florida		0 5		26	H	Marshall		3 1		54	A	Fla. Atlantic		5 1	
						26	H	Marshall		1 2		54	A	Fla. Atlantic		2 5	
						26	H	Marshall		8 4		54	A	Fla. Atlantic		1 4	
						36	N	Notre Dame		3 5		68	N	Boston College		2 1	
						42	N	Wisconsin		0 5		69	N	Hofstra		0 2	
						48	H	Fordham		4 2		86	A	FGCU		6 1	
												86	H	FGCU		3 1	
												86	H	FGCU		4 1	
												90	H	North Texas		1 0	
												90	H	North Texas		2 1	
												90	H	North Texas		8 3	
												94	H	Western Ky.		4 1	
												94	H	Western Ky.		3 0	
												94	H	Western Ky.		4 2	
												96	H	Memphis		3 2	
												96	H	Memphis		2 3	
												96	H	Memphis		12 4	
												97	H	Louisiana Tech		4 1	
												97	H	Louisiana Tech		4 0	
												97	H	Louisiana Tech		6 3	
LAST 10 GAMES																	
						97	H	Louisiana Tech		4 1							
						97	H	Louisiana Tech		6 3							
						97	H	Louisiana Tech		4 0							
						94	H	Western Ky.		4 2							
						94	H	Western Ky.		4 1							
<hr/>																	
												114	N	Ball St.		6 2	
												120	H	Jacksonville		3 1	
												132	N	Kansas		4 3	
												159	A	UTSA		0 1	
												159	A	UTSA		7 4	
												159	A	UTSA		4 5	
												166	N	Northwestern St.		2 4	
												167	N	Mercer		16 5	
												177	N	Maryland		6 1	
												187	A	Middle Tenn.		3 0	
												187	A	Middle Tenn.		2 1	
												187	A	Middle Tenn.		3 0	
												189	N	LIU Brooklyn		4 2	
												191	H	Rutgers		8 0	
												191	N	Rutgers		9 5	
												213	H	Fairfield		8 0	
												213	H	Fairfield		10 2	
												213	H	Fairfield		10 3	
												234	N	Florida A&M		12 1	
												234	N	Florida A&M		8 0	
												240	H	Georgetown		2 0	
												240	H	Georgetown		10 2	
												240	H	Georgetown		4 0	
												250	N	Holy Cross		14 0	
												256	N	Chattanooga		10 2	
												259	N	Bryant		4 0	

Non-Div. I Games:

FIU

RPI	S	Opponent	Score
100	A	Charlotte	11 0
100	A	Charlotte	1 9
94	H	Western Ky.	3 0
100	A	Charlotte	1 9
100	A	Charlotte	11 0
86	H	FGCU	3 1
86	H	FGCU	4 1

S
I
U
E

SIUE

RPI	S	Opponent	Score	
219	N	La Salle	12	0
250	N	Holy Cross	4	2
261	N	South Dakota St.	4	0
261	N	South Dakota St.	4	3
263	H	Northern Ky.	8	0
266	N	Fort Wayne	8	0
267	H	Tennessee St.	1	0
267	H	Tennessee St.	2	0
278	N	Prairie View	4	1
295	N	Grambling	10	2

Average RPI Win:		105	WON-LOST RECORD		WINNING PCT. RANK		LAST 10 GAMES		STRENGTH OF SCHEDULE		OPP. STRENGTH OF SCHEDULE		TEAM RPI		ADJ RPI		CONF. RPI		ADJ CONF. RPI	
DIV. I ONLY			32-19-0		.62745 66		7-0-0		51		35		48		.58005 45		10		10	
DIV. I NON-CONF.			17-16-0		.51515 130		0-0-0		51		11		73		.55192 66		7		7	
TOTALS		RPI 1-25		RPI 26-50		W-L RECORDS		RPI 51-100		RPI 101-150		RPI 150+								
32-19-0		2-5-0		3-3-0		OVERALL		12-5-0		10-4-0		5-2-0								
14-12-0		1-3-0		2-2-0		HOME		8-3-0		1-2-0		2-2-0								
14-2-0		0-1-0		0-0-0		AWAY		3-0-0		8-1-0		3-0-0								
4-5-0		1-1-0		1-1-0		NEUTRAL		1-2-0		1-1-0		0-0-0								
17-16-0		2-5-0		3-3-0		NON-CONFERENCE		2-3-0		5-3-0		5-2-0								
7-10-0		1-3-0		2-2-0		HOME		1-1-0		1-2-0		2-2-0								
6-1-0		0-1-0		0-0-		AWAY		0-0-0		3-0-0		3-0-0								
4-5-0		1-1-0		1-1-0		NEUTRAL		1-2-0		1-1-0		0-0-0								
15-3-0		0-0-0		0-0-0		CONFERENCE		10-2-0		5-1-0		0-0-0								
7-2-0		0-0-0		0-0-0		HOME		7-2-0		0-0-0		0-0-0								
8-1-0		0-0-0		0-0-0		AWAY		3-0-0		5-1-0		0-0-0								
0-0-0		0-0-0		0-0-0		NEUTRAL		0-0-0		0-0-0		0-0-0								
RPI	S	Opponent		Score		RPI	S	Opponent		Score		RPI	S	Opponent		Score				
4	A	UCLA		3	7	31	N	Mississippi St.		6	1	55	N	Louisville		2	4			
4	H	UCLA		0	2	33	H	Texas		1	10	61	H	Cal Poly		2	7			
10	H	Baylor		1	0	33	H	Texas		0	4	61	H	Cal Poly		4	2			
16	N	Utah		1	0	33	H	Texas		3	2	61	H	Cal Poly		0	1			
20	H	Arizona St.		1	10	40	H	San Diego St.		2	0	64	H	Utah St.		3	7			
21	H	Michigan		0	2	47	N	Fresno St.		11	12	66	N	St. John's (NY)		4	6			
25	N	Georgia		4	6							67	H	CSUN		5	3			
												67	H	CSUN		6	2			
												67	H	CSUN		6	5			
												72	H	Hawaii		1	0			
												72	H	Hawaii		4	3			
												72	H	Hawaii		5	0			
												75	A	Long Beach St.		4	1			
												75	A	Long Beach St.		1	0			
												75	A	Long Beach St.		6	0			
												80	H	Houston		8	0			
												86	N	FGCU		4	1			
														157 H North Dakota St.		4	2			
														165 A San Diego		7	0			
														173 H Harvard		1	2			
														247 A CSU Bakersfield		7	2			
														247 A CSU Bakersfield		10	7			
LAST 10 GAMES																				
						67	H	CSUN		6	5	75	A	Long Beach St.		6	0			
						67	H	CSUN		6	2	72	H	Hawaii		1	0			
						67	H	CSUN		5	3	72	H	Hawaii		4	3			
						75	A	Long Beach St.		1	0	72	H	Hawaii		5	0			
						75	A	Long Beach St.		4	1	4	A	UCLA		3	7			

Non-Div. I Games:

Cal St. Fullerton

Average RPI Win:	132	WON-LOST RECORD	WINNING PCT. RANK	LAST 10 GAMES	STRENGTH OF SCHEDULE	OPP. STRENGTH OF SCHEDULE	TEAM RPI	ADJ RPI	CONF. RPI	ADJ CONF. RPI					
DIV. I ONLY		35-16-0	.68627	35	6-4-0	53	113	43	.57938	46	4	5			
DIV. I NON-CONF.		24-10-0	.70588	53	0-2-0	110	160	56	.56409	56	8	8			
<hr/>															
TOTALS	RPI 1-25	RPI 26-50		W-L RECORDS		RPI 51-100		RPI 101-150		RPI 150+					
35-16-0	0-1-0	7-3-0		OVERALL		3-4-0		11-5-0		14-3-0					
22-11-0	0-0-0	4-3-0		HOME		2-1-0		7-4-0		9-3-0					
9-5-0	0-1-0	3-0-0		AWAY		1-3-0		4-1-0		1-0-0					
4-0-0	0-0-0	0-0-0		NEUTRAL		0-0-0		0-0-0		4-0-0					
24-10-0	0-1-0	2-2-0		NON-CONFERENCE		1-1-0		7-3-0		14-3-0					
17-8-0	0-0-0	2-2-0		HOME		1-0-0		5-3-0		9-3-0					
3-2-0	0-1-0	0-0-		AWAY		0-1-0		2-0-0		1-0-0					
4-0-0	0-0-0	0-0-0		NEUTRAL		0-0-0		0-0-0		4-0-0					
11-6-0	0-0-0	5-1-0		CONFERENCE		2-3-0		4-2-0		0-0-0					
5-3-0	0-0-0	2-1-0		HOME		1-1-0		2-1-0		0-0-0					
6-3-0	0-0-0	3-0-0		AWAY		1-2-0		2-1-0		0-0-0					
0-0-0	0-0-0	0-0-0		NEUTRAL		0-0-0		0-0-0		0-0-0					
RPI	S	Opponent	Score	RPI	S	Opponent	Score	RPI	S	Opponent	Score				
3	A	Auburn	3 7	27	H	Illinois	5 4	57	A	Georgia St.	4 6	103	H	Eastern Ill.	3 1
				27	H	Illinois	1 19	57	H	Georgia St.	6 5	103	H	Eastern Ill.	6 9
				39	H	Jacksonville St.	5 15	81	A	North Florida	1 2	104	H	Michigan St.	7 3
				39	H	Jacksonville St.	4 3	81	A	North Florida	3 7	104	H	Michigan St.	9 8
				41	H	USC Upstate	3 5	81	A	North Florida	6 3	109	A	Belmont	7 1
				41	H	USC Upstate	8 1	86	H	FGCU	4 3	109	A	Belmont	5 4
				41	H	USC Upstate	4 1	86	H	FGCU	0 3	111	A	Stetson	5 4
				50	A	Lipscomb	2 0					111	A	Stetson	4 0
				50	A	Lipscomb	9 1					111	A	Stetson	0 3
				50	A	Lipscomb	6 2					120	H	Jacksonville	5 6
												120	H	Jacksonville	6 3
												120	H	Jacksonville	7 1
												124	H	UNCG	5 6
												135	H	UAB	8 1
												148	H	Morehead St.	9 0
												148	H	Morehead St.	0 6
												155	H	Georgia Tech	1 2
												161	H	Radford	6 10
												161	H	Radford	11 3
												161	N	Radford	3 1
												168	H	Austin Peay	1 9
												169	H	Southeast Mo. St.	4 3
												171	N	UConn	5 1
												181	H	Saint Louis	4 0
												188	H	ETSU	7 5
												190	H	Omaha	9 0
												194	H	Akron	8 4
<hr/>															
LAST 10 GAMES															
50	A	Lipscomb	6 2	86	H	FGCU	4 3	171	N	UConn	5 1				
50	A	Lipscomb	2 0	3	A	Auburn	3 7	181	H	Saint Louis	4 0				
50	A	Lipscomb	9 1	120	H	Jacksonville	5 6	188	H	ETSU	7 5				
155	H	Georgia Tech	1 2	120	H	Jacksonville	6 3	190	H	Omaha	9 0				
86	H	FGCU	0 3	120	H	Jacksonville	7 1	194	H	Akron	8 4				

Non-Div. I Games:

Kennesaw St.

K
e
n
n
e
s
a
w
S
t
.

Kennesaw
St.

Kennesaw St.

Average RPI Win: 114		WON-LOST	WINNING	LAST 10	STRENGTH OF		OPP. STRENGTH	TEAM	ADJ	CONF.	ADJ CONF.
Average RPI Loss: 56		RECORD	PCT. RANK	GAMES	SCHEDULE		OF SCHEDULE	RPI	RPI	RPI	RPI
DIV. I ONLY		32-20-0	.61538	68	7-3-0		45	37	49	.57655	47
DIV. I NON-CONF.		20-12-0	.625	82	0-1-0		72	8	55	.57107	50
TOTALS		RPI 1-25	RPI 26-50		W-L RECORDS		RPI 51-100		RPI 101-150		RPI 150+
32-20-0		1-6-0	5-2-0		OVERALL		8-10-0		10-2-0		8-0-0
17-8-0		1-2-0	2-0-0		HOME		5-6-0		3-0-0		6-0-0
6-6-0		0-2-0	2-1-0		AWAY		0-2-0		3-1-0		1-0-0
9-6-0		0-2-0	1-1-0		NEUTRAL		3-2-0		4-1-0		1-0-0
20-12-0		1-6-0	3-1-0		NON-CONFERENCE		4-3-0		7-2-0		5-0-0
10-3-0		1-2-0	2-0-0		HOME		1-1-0		3-0-0		3-0-0
1-3-0		0-2-0	0-0-		AWAY		0-0-0		0-1-0		1-0-0
9-6-0		0-2-0	1-1-0		NEUTRAL		3-2-0		4-1-0		1-0-0
12-8-0		0-0-0	2-1-0		CONFERENCE		4-7-0		3-0-0		3-0-0
7-5-0		0-0-0	0-0-0		HOME		4-5-0		0-0-0		3-0-0
5-3-0		0-0-0	2-1-0		AWAY		0-2-0		3-0-0		0-0-0
0-0-0		0-0-0	0-0-0		NEUTRAL		0-0-0		0-0-0		0-0-0
RPI S	Opponent	Score	RPI S	Opponent	Score	RPI S	Opponent	Score	RPI S	Opponent	Score
2 N	Oregon	1 4	31 N	Mississippi St.	1 4	51 H	San Jose St.	8 2	105 A	UC Santa Barbara	1 2
6 N	Washington	1 5	38 H	Oregon St.	6 2	51 H	San Jose St.	3 9	108 H	Pacific	5 4
12 H	Minnesota	2 9	38 H	Oregon St.	4 1	51 H	San Jose St.	3 4	113 N	Indiana	2 0
18 H	BYU	6 1	40 A	San Diego St.	3 6	61 H	Cal Poly	3 2	113 N	Indiana	4 3
18 H	BYU	6 8	40 A	San Diego St.	10 7	61 H	Cal Poly	0 2	129 A	UNLV	4 3
24 A	California	0 8	40 A	San Diego St.	7 6	64 A	Utah St.	0 1	129 A	UNLV	3 0
24 A	California	1 2	45 N	Cal St. Fullerton	12 11	64 A	Utah St.	4 7	129 A	UNLV	6 4
						65 N	Northwestern	3 5	133 H	UC Davis	7 3
						75 N	Long Beach St.	4 2	133 H	UC Davis	3 0
						83 N	Stanford	24 8	134 N	Purdue	4 0
						86 N	FGCU	9 0	137 N	Texas Tech	6 9
						86 N	FGCU	3 4	141 N	Iowa	11 7
						91 H	Nevada	4 7	163 H	New Mexico	10 1
						91 H	Nevada	9 1	163 H	New Mexico	3 1
						91 H	Nevada	4 8	163 H	New Mexico	5 0
						92 H	Boise St.	1 2	165 N	San Diego	12 6
						92 H	Boise St.	8 2	181 H	Sacramento St.	5 2
						92 H	Boise St.	9 0	204 H	Idaho St.	11 6
									235 A	Santa Clara	2 0
									247 H	CSU Bakersfield	13 11
			LAST 10 GAMES								
			163 H	New Mexico	3 1	129 A	UNLV	6 4			
			163 H	New Mexico	10 1	51 H	San Jose St.	3 9			
			163 H	New Mexico	5 0	51 H	San Jose St.	3 4			
			129 A	UNLV	4 3	51 H	San Jose St.	8 2			
			129 A	UNLV	3 0	105 A	UC Santa Barbara	1 2			

Non-Div. I Games:

Fresno St.

F
o
r
d
h
a
m

For dham

Fordham

RPI	S	Opponent	Score	
226	A	George Mason	5	3
226	A	George Mason	5	2
229	N	Oakland	2	0
249	H	Rhode Island	11	0
249	H	Rhode Island	14	0
249	H	Rhode Island	9	0
259	N	Bryant	16	0
259	N	Bryant	8	0
265	H	Stony Brook	13	0
270	N	Brown	13	2
273	A	St. Bonaventure	23	8
273	A	St. Bonaventure	12	2

Fordham

F
o
r
d
h
a
m

F
o
r
d
h
a
m

RPI	S	Opponent	Score	
233	H	Houston Baptist	8	0
246	A	Incarnate Word	15	4
246	A	Incarnate Word	6	4
246	A	Incarnate Word	8	3
262	A	A&M-Corpus Christi	4	0
262	A	A&M-Corpus Christi	7	1
262	A	A&M-Corpus Christi	9	1
286	N	Jackson St.	12	2

McNeese

McNeese

McNeese

Average RPI Win: 133		WON-LOST RECORD		WINNING PCT. RANK		LAST 10 GAMES		STRENGTH OF SCHEDULE		OPP. STRENGTH OF SCHEDULE		TEAM RPI		ADJ RPI		CONF. RPI		ADJ CONF. RPI	
DIV. I ONLY		35-18-0		.66038 45		5-5-0		49		85		46		.57383 50		4		5	
DIV. I NON-CONF.		27-8-0		.77143 33		3-0-0		98		96		37		.58641 39		8		8	
TOTALS		RPI 1-25		RPI 26-50		W-L RECORDS		RPI 51-100		RPI 101-150		RPI 150+							
35-18-0		0-2-0		1-7-0		OVERALL		9-4-0		14-3-0		11-2-0							
17-5-0		0-0-0		0-3-0		HOME		4-1-0		5-1-0		8-0-0							
11-6-0		0-1-0		1-2-0		AWAY		4-2-0		6-1-0		0-0-0							
7-7-0		0-1-0		0-2-0		NEUTRAL		1-1-0		3-1-0		3-2-0							
27-8-0		0-2-0		0-2-0		NON-CONFERENCE		6-1-0		10-1-0		11-2-0							
13-0-0		0-0-0		0-0-0		HOME		2-0-0		3-0-0		8-0-0							
7-1-0		0-1-0		0-0-		AWAY		3-0-0		4-0-0		0-0-0							
7-7-0		0-1-0		0-2-0		NEUTRAL		1-1-0		3-1-0		3-2-0							
8-10-0		0-0-0		1-5-0		CONFERENCE		3-3-0		4-2-0		0-0-0							
4-5-0		0-0-0		0-3-0		HOME		2-1-0		2-1-0		0-0-0							
4-5-0		0-0-0		1-2-0		AWAY		1-2-0		2-1-0		0-0-0							
0-0-0		0-0-0		0-0-0		NEUTRAL		0-0-0		0-0-0		0-0-0							
RPI S	Opponent		Score		RPI S	Opponent		Score		RPI S	Opponent		Score		RPI S	Opponent		Score	
7 A	Florida St.		1	13	26 N	Marshall		1	2	55 A	Louisville		4 1	103 H	Eastern Ill.		4 0		
14 N	Alabama		0	5	26 N	Marshall		4	6	60 N	Pittsburgh		1 0	103 H	Eastern Ill.		8 0		
					41 A	USC Upstate		1	4	60 N	Pittsburgh		3 4	109 A	Belmont		5 0		
					41 A	USC Upstate		1	4	79 A	Col. of Charleston		9 5	111 H	Stetson		0 2		
					41 A	USC Upstate		2	0	81 H	North Florida		8 1	111 H	Stetson		5 3		
					46 H	Kennesaw St.		1	9	81 H	North Florida		2 1	111 H	Stetson		7 1		
					46 H	Kennesaw St.		0	2	81 H	North Florida		0 5	113 N	Indiana		2 3		
					46 H	Kennesaw St.		2	6	86 A	FGCU		2 3	119 A	Troy		8 6		
										86 A	FGCU		10 2	119 A	Troy		4 2		
										86 A	FGCU		0 4	120 A	Jacksonville		4 3		
										94 H	Western Ky.		4 2	120 A	Jacksonville		2 1		
										94 H	Western Ky.		4 1	120 A	Jacksonville		0 1		
										96 A	Memphis		6 2	135 A	UAB		9 0		
														141 N	Ill.-Chicago		1 0		
														145 H	Campbell		5 2		
														147 N	Furman		2 1		
														147 N	Furman		5 2		
														151 N	Eastern Ky.		15 7		
														153 N	Winthrop		1 5		
														158 N	Southeastern La.		7 0		
														168 H	Austin Peay		3 1		
														168 H	Austin Peay		8 0		
														168 H	Austin Peay		7 6		
														198 H	Valparaiso		7 0		
														205 H	Tennessee Tech		7 2		
														208 N	Monmouth		4 1		
														211 H	Wright St.		7 5		
				LAST 10 GAMES															
				86 A	FGCU		0	4	46 H	Kennesaw St.		1	9	168 H	Austin Peay		7	6	
				86 A	FGCU		10	2	109 A	Belmont		5	0	198 H	Valparaiso		7	0	
				86 A	FGCU		2	3	256 H	Chattanooga		12	0	205 H	Tennessee Tech		7	2	
				46 H	Kennesaw St.		2	6	55 A	Louisville		4	1	208 N	Monmouth		4	1	
				46 H	Kennesaw St.		0	2	81 H	North Florida		2	1	211 H	Wright St.		7	5	

Non-Div. I Games:

Lipscomb

RPI	S	Opponent	Score	
222	N	Western Ill.	1	3
256	H	Chattanooga	12	0
265	H	Stony Brook	7	1

Lipscomb

L
i
p
s
c
o
m
b

L
i
p
s
c
o
m
b

Average RPI Win:		139	WON-LOST RECORD		WINNING PCT. RANK	LAST 10 GAMES	STRENGTH OF SCHEDULE		OPP. STRENGTH OF SCHEDULE	TEAM RPI	ADJ RPI	CONF. RPI	ADJ CONF. RPI
Average RPI Loss:		73	35-15-0		.7 31	9-1-0	67		99	45	.5727 51	6	9
DIV. I ONLY			20-9-0		.68966 59	0-0-0	173		135	69	.54377 73	10	10
DIV. I NON-CONF.													
TOTALS		RPI 1-25	RPI 26-50		W-L RECORDS		RPI 51-100		RPI 101-150		RPI 150+		
35-15-0		0-2-0	3-4-0		OVERALL		9-6-0		10-2-0		13-1-0		
9-2-0		0-0-0	0-0-0		HOME		7-2-0		2-0-0		0-0-0		
11-5-0		0-0-0	3-3-0		AWAY		0-2-0		4-0-0		4-0-0		
15-8-0		0-2-0	0-1-0		NEUTRAL		2-2-0		4-2-0		9-1-0		
20-9-0		0-2-0	0-1-0		NON-CONFERENCE		0-3-0		10-2-0		10-1-0		
2-0-0		0-0-0	0-0-0		HOME		0-0-0		2-0-0		0-0-0		
5-2-0		0-0-0	0-0-		AWAY		0-2-0		4-0-0		1-0-0		
13-7-0		0-2-0	0-1-0		NEUTRAL		0-1-0		4-2-0		9-1-0		
15-6-0		0-0-0	3-3-0		CONFERENCE		9-3-0		0-0-0		3-0-0		
7-2-0		0-0-0	0-0-0		HOME		7-2-0		0-0-0		0-0-0		
6-3-0		0-0-0	3-3-0		AWAY		0-0-0		0-0-0		3-0-0		
2-1-0		0-0-0	0-0-0		NEUTRAL		2-1-0		0-0-0		0-0-0		
RPI S	Opponent	Score	RPI S	Opponent	Score	RPI S	Opponent	Score	RPI S	Opponent	Score		
2 N	Oregon	0 8	40 A	San Diego St.	6 7	64 H	Utah St.	7 3	102 N	Weber St.	1 4		
16 N	Utah	5 8	40 A	San Diego St.	3 5	64 H	Utah St.	6 1	108 A	Pacific	7 0		
			40 A	San Diego St.	5 3	64 H	Utah St.	2 1	118 N	Massachusetts	3 0		
			47 A	Fresno St.	9 3	70 A	Grand Canyon	2 3	125 N	Miami (OH)	4 14		
			47 A	Fresno St.	4 3	70 A	Grand Canyon	0 8	127 N	Virginia	1 0		
			47 A	Fresno St.	2 8	72 N	Hawaii	0 3	128 N	UC Riverside	11 2		
			49 N	McNeese	11 15	89 H	Colorado St.	0 5	133 A	UC Davis	4 2		
						89 H	Colorado St.	3 2	133 A	UC Davis	3 2		
						89 H	Colorado St.	4 5	138 N	Iowa St.	4 1		
						91 N	Nevada	2 0	146 A	Loyola Marymount	10 0		
						91 N	Nevada	8 0	150 H	Princeton	4 1		
						91 N	Nevada	2 6	150 H	Princeton	9 4		
						92 H	Boise St.	3 1	156 N	Boston U.	6 5		
						92 H	Boise St.	1 0	163 A	New Mexico	10 1		
						92 H	Boise St.	6 2	163 A	New Mexico	7 2		
									163 A	New Mexico	7 6		
									165 A	San Diego	6 1		
									193 N	Western Mich.	1 5		
									199 N	Seton Hall	6 5		
									209 N	Creighton	7 3		
									224 N	Southern Utah	11 2		
									239 N	UTEP	4 1		
									244 N	Detroit Mercy	9 4		
									245 N	Portland St.	8 0		
									245 N	Portland St.	10 0		
									249 N	Rhode Island	4 3		
			LAST 10 GAMES										
			64 H	Utah St.	6 1	163 A	New Mexico	7 6					
			64 H	Utah St.	2 1	47 A	Fresno St.	9 3					
			64 H	Utah St.	7 3	47 A	Fresno St.	4 3					
			163 A	New Mexico	7 2	47 A	Fresno St.	2 8					
			163 A	New Mexico	10 1	92 H	Boise St.	3 1					

Non-Div. I Games:

San Jose St.

Average RPI Win: 167		WON-LOST RECORD		WINNING PCT. RANK		LAST 10 GAMES		STRENGTH OF SCHEDULE		OPP. STRENGTH OF SCHEDULE		TEAM RPI		ADJ RPI		CONF. RPI		ADJ CONF. RPI	
DIV. I ONLY		36-13-0		.73469 26		9-1-0		104		180		52		.56962 53		16		16	
DIV. I NON-CONF.		18-8-0		.69231 58		2-0-0		66		217		53		.5678 53		16		16	
TOTALS		RPI 1-25		RPI 26-50		W-L RECORDS		RPI 51-100		RPI 101-150		RPI 150+							
36-13-0		0-2-0		1-2-0		OVERALL		6-3-0		7-2-0		22-4-0							
12-4-0		0-1-0		0-0-0		HOME		4-2-0		4-0-0		4-1-0							
10-3-0		0-1-0		0-0-0		AWAY		0-0-0		0-0-0		10-2-0							
14-6-0		0-0-0		1-2-0		NEUTRAL		2-1-0		3-2-0		8-1-0							
18-8-0		0-2-0		1-2-0		NON-CONFERENCE		2-1-0		4-2-0		11-1-0							
2-1-0		0-1-0		0-0-0		HOME		0-0-0		1-0-0		1-0-0							
2-1-0		0-1-0		0-0-		AWAY		0-0-0		0-0-0		2-0-0							
14-6-0		0-0-0		1-2-0		NEUTRAL		2-1-0		3-2-0		8-1-0							
18-5-0		0-0-0		0-0-0		CONFERENCE		4-2-0		3-0-0		11-3-0							
10-3-0		0-0-0		0-0-0		HOME		4-2-0		3-0-0		3-1-0							
8-2-0		0-0-0		0-0-0		AWAY		0-0-0		0-0-0		8-2-0							
0-0-0		0-0-0		0-0-0		NEUTRAL		0-0-0		0-0-0		0-0-0							
RPI S	Opponent	Score		RPI S	Opponent	Score		RPI S	Opponent	Score		RPI S	Opponent	Score					
8 A	Texas A&M	5	8	35 N	Ohio St.	0	10	52 N	South Fla.	4	2	104 H	Michigan St.	6	2				
21 H	Michigan	0	2	35 N	Ohio St.	1	5	57 N	Georgia St.	4	6	114 H	Ball St.	3	1				
				41 N	USC Upstate	5	1	71 N	Syracuse	3	0	114 H	Ball St.	11	3				
								87 H	Northern Ill.	9	1	114 H	Ball St.	6	1				
								87 H	Northern Ill.	2	1	116 N	Lamar University	5	7				
								87 H	Northern Ill.	1	2	116 N	Lamar University	3	7				
								99 H	Kent St.	2	3	118 N	Massachusetts	11	0				
								99 H	Kent St.	1	0	121 N	Army West Point	6	1				
								99 H	Kent St.	9	2	136 N	Villanova	5	0				
												172 A	Toledo	6	4				
												172 A	Toledo	2	4				
												172 A	Toledo	1	0				
												176 N	Butler	10	2				
												180 N	Penn	7	5				
												193 A	Western Mich.	9	0				
												193 A	Western Mich.	1	0				
												193 H	Western Mich.	10	2				
												194 A	Akron	7	0				
												194 A	Akron	2	6				
												194 A	Akron	4	0				
												198 A	Valparaiso	8	0				
												198 A	Valparaiso	6	0				
												202 H	Bowling Green	7	1				
												202 H	Bowling Green	3	1				
												202 H	Bowling Green	3	5				
												214 N	Quinnipiac	0	3				
												217 A	Eastern Mich.	5	4				
				LAST 10 GAMES															
				217 A	Eastern Mich.	6	4	104 H	Michigan St.	6	2								
				217 A	Eastern Mich.	5	4	87 H	Northern Ill.	1	2								
				114 H	Ball St.	3	1	87 H	Northern Ill.	9	1								
				114 H	Ball St.	11	3	87 H	Northern Ill.	2	1								
				114 H	Ball St.	6	1	198 A	Valparaiso	8	0								

Non-Div. I Games:

Central Mich.

RPI	S	Opponent	Score	
217	A	Eastern Mich.	6	4
221	N	North Dakota	1	0
228	N	Siena	7	0
229	H	Oakland	3	1
258	N	Robert Morris	4	3
266	N	Fort Wayne	2	1
273	N	St. Bonaventure	4	3
290	N	Hartford	10	2

Central Mich.

C
e
n
t
r
a
l
M
i
c
h
.

C
e
n
t
r
a
l
M
i
c
h
.

Average RPI Win: 132		WON-LOST	WINNING	LAST 10	STRENGTH OF		OPP. STRENGTH	TEAM	ADJ	CONF.	ADJ CONF.
Average RPI Loss: 75		RECORD	PCT. RANK	GAMES	SCHEDULE		OF SCHEDULE	RPI	RPI	RPI	RPI
DIV. I ONLY		35-20-0	.63636	57	6-4-0		71	58	57	.56807	54
DIV. I NON-CONF.		20-11-0	.64516	72	0-1-0		61	45	50	.57347	47
TOTALS		RPI 1-25	RPI 26-50		W-L RECORDS		RPI 51-100		RPI 101-150		RPI 150+
35-20-0		0-4-0	4-6-0		OVERALL		14-5-0		2-2-0		15-3-0
27-8-0		0-1-0	4-2-0		HOME		8-2-0		2-1-0		13-2-0
8-9-0		0-2-0	0-3-0		AWAY		6-2-0		0-1-0		2-1-0
0-3-0		0-1-0	0-1-0		NEUTRAL		0-1-0		0-0-0		0-0-0
20-11-0		0-4-0	2-2-0		NON-CONFERENCE		8-2-0		2-2-0		8-1-0
18-5-0		0-1-0	2-1-0		HOME		6-1-0		2-1-0		8-1-0
2-3-0		0-2-0	0-0-		AWAY		2-0-0		0-1-0		0-0-0
0-3-0		0-1-0	0-1-0		NEUTRAL		0-1-0		0-0-0		0-0-0
15-9-0		0-0-0	2-4-0		CONFERENCE		6-3-0		0-0-0		7-2-0
9-3-0		0-0-0	2-1-0		HOME		2-1-0		0-0-0		5-1-0
6-6-0		0-0-0	0-3-0		AWAY		4-2-0		0-0-0		2-1-0
0-0-0		0-0-0	0-0-0		NEUTRAL		0-0-0		0-0-0		0-0-0
RPI S	Opponent	Score	RPI S	Opponent	Score	RPI S	Opponent	Score	RPI S	Opponent	Score
12 N	Minnesota	1 4	26 A	Marshall	2 4	58 H	Illinois St.	2 1	104 H	Michigan St.	5 0
15 A	LSU	1 9	26 A	Marshall	3 6	58 H	Illinois St.	7 5	110 H	North Carolina St.	2 0
15 A	LSU	1 5	26 A	Marshall	0 2	58 N	Illinois St.	1 2	114 H	Ball St.	4 9
17 H	Kentucky	2 6	27 N	Illinois	4 5	63 H	UCF	4 0	131 A	New Mexico St.	4 5
			28 H	Tulsa	5 1	66 H	St. John's (NY)	3 0	156 H	Boston U.	1 3
			30 H	Arkansas	3 1	81 H	North Florida	4 13	159 H	UTSA	1 0
			43 H	FIU	5 2	81 H	North Florida	1 0	159 H	UTSA	3 0
			43 H	FIU	4 1	86 A	FGCU	8 3	159 H	UTSA	6 5
			43 H	FIU	1 5	86 A	FGCU	3 2	171 H	UConn	5 0
			48 H	Fordham	0 7	90 A	North Texas	2 3	172 H	Toledo	8 0
						90 A	North Texas	0 2	187 H	Middle Tenn.	1 2
						90 A	North Texas	3 1	187 H	Middle Tenn.	5 4
						94 A	Western Ky.	5 1	187 H	Middle Tenn.	3 2
						94 A	Western Ky.	7 2	189 H	LIU Brooklyn	6 4
						94 A	Western Ky.	4 1	213 H	Fairfield	3 0
						96 H	Memphis	5 0	234 H	Florida A&M	9 1
						100 H	Charlotte	6 5	236 H	Bethune-Cookman	15 0
						100 H	Charlotte	8 3	239 A	UTEP	11 8
						100 H	Charlotte	2 6	239 A	UTEP	4 6
									239 A	UTEP	7 4
									270 H	Brown	7 0
									285 H	Savannah St.	7 1
			LAST 10 GAMES								
			239 A	UTEP	4 6	159 H	UTSA	3 0			
			239 A	UTEP	11 8	159 H	UTSA	1 0			
			239 A	UTEP	7 4	90 A	North Texas	0 2			
			131 A	New Mexico St.	4 5	90 A	North Texas	2 3			
			159 H	UTSA	6 5	90 A	North Texas	3 1			

Non-Div. I Games:

Fla. Atlantic

Average RPI Win:	132	WON-LOST RECORD	WINNING PCT. RANK	LAST 10 GAMES	STRENGTH OF SCHEDULE	OPP. STRENGTH OF SCHEDULE	TEAM RPI	ADJ RPI	CONF. RPI	ADJ CONF. RPI		
DIV. I ONLY		31-18-0	.63265	62	6-4-0	77	41	54	.56654	55	5	4
DIV. I NON-CONF.		17-10-0	.62963	78	1-0-0	86	67	63	.55838	60	4	4
<hr/>												
TOTALS	RPI 1-25	RPI 26-50		W-L RECORDS		RPI 51-100		RPI 101-150		RPI 150+		
31-18-0	0-8-0	3-5-0		OVERALL		8-2-0		8-2-0		12-1-0		
15-10-0	0-4-0	1-4-0		HOME		6-0-0		3-1-0		5-1-0		
7-3-0	0-0-0	0-0-0		AWAY		1-2-0		3-1-0		3-0-0		
9-5-0	0-4-0	2-1-0		NEUTRAL		1-0-0		2-0-0		4-0-0		
17-10-0	0-5-0	2-3-0		NON-CONFERENCE		3-0-0		3-1-0		9-1-0		
9-4-0	0-1-0	0-2-0		HOME		3-0-0		1-0-0		5-1-0		
0-1-0	0-0-0	0-0-		AWAY		0-0-0		0-1-0		0-0-0		
8-5-0	0-4-0	2-1-0		NEUTRAL		0-0-0		2-0-0		4-0-0		
14-8-0	0-3-0	1-2-0		CONFERENCE		5-2-0		5-1-0		3-0-0		
6-6-0	0-3-0	1-2-0		HOME		3-0-0		2-1-0		0-0-0		
7-2-0	0-0-0	0-0-0		AWAY		1-2-0		3-0-0		3-0-0		
1-0-0	0-0-0	0-0-0		NEUTRAL		1-0-0		0-0-0		0-0-0		
<hr/>												
RPI S	Opponent	Score		RPI S	Opponent	Score		RPI S	Opponent	Score		
5 N	Arizona	3	5	35 N	Ohio St.	9	0	60 H	Pittsburgh	8	2	
7 H	Florida St.	4	5	35 N	Ohio St.	3	4	60 H	Pittsburgh	5	2	
7 H	Florida St.	3	4	36 H	Notre Dame	7	4	60 H	Pittsburgh	7	6	
7 H	Florida St.	0	11	36 H	Notre Dame	4	6	62 H	Ohio	2	1	
11 N	Oklahoma	1	2	36 H	Notre Dame	4	5	68 A	Boston College	1	3	
17 H	Kentucky	1	10	42 H	Wisconsin	1	10	68 A	Boston College	5	3	
18 N	BYU	0	4	45 N	Cal St. Fullerton	4	2	68 A	Boston College	2	6	
24 N	California	2	5	50 H	Lipscomb	1	4	71 N	Syracuse	7	4	
								76 H	UNI	8	5	
								94 H	Western Ky.	1	0	

Non-Div. I Games:

Louisville

Average RPI Win:	151	WON-LOST RECORD	WINNING PCT. RANK	LAST 10 GAMES	STRENGTH OF SCHEDULE	OPP. STRENGTH OF SCHEDULE	TEAM RPI	ADJ RPI	CONF. RPI	ADJ CONF. RPI			
DIV. I ONLY		33-18-0	.64706	53	9-1-0	79	70	56	.56499	56	7	8	
DIV. I NON-CONF.		18-6-0	.75	37	0-1-0	151	105	52	.56964	51	9	9	
<hr/>													
TOTALS	RPI 1-25	RPI 26-50		W-L RECORDS		RPI 51-100		RPI 101-150		RPI 150+			
33-18-0	0-6-0	2-4-0		OVERALL		5-6-0		12-2-0		14-0-0			
20-7-0	0-3-0	2-3-0		HOME		3-1-0		5-0-0		10-0-0			
9-10-0	0-2-0	0-1-0		AWAY		1-5-0		5-2-0		3-0-0			
4-1-0	0-1-0	0-0-0		NEUTRAL		1-0-0		2-0-0		1-0-0			
18-6-0	0-3-0	2-1-0		NON-CONFERENCE		2-0-0		3-2-0		11-0-0			
14-0-0	0-0-0	2-0-0		HOME		1-0-0		1-0-0		10-0-0			
0-5-0	0-2-0	0-0-		AWAY		0-0-0		0-2-0		0-0-0			
4-1-0	0-1-0	0-0-0		NEUTRAL		1-0-0		2-0-0		1-0-0			
15-12-0	0-3-0	0-3-0		CONFERENCE		3-6-0		9-0-0		3-0-0			
6-7-0	0-3-0	0-3-0		HOME		2-1-0		4-0-0		0-0-0			
9-5-0	0-0-0	0-0-0		AWAY		1-5-0		5-0-0		3-0-0			
0-0-0	0-0-0	0-0-0		NEUTRAL		0-0-0		0-0-0		0-0-0			
<hr/>													
RPI S	Opponent	Score		RPI S	Opponent	Score		RPI S	Opponent	Score			
13 N	James Madison	0	4	29 H	Texas St.	0	1	57 A	Georgia St.	0	2		
14 A	Alabama	1	3	29 H	Texas St.	0	3	57 A	Georgia St.	3	11		
15 A	LSU	0	6	29 H	Texas St.	0	5	57 A	Georgia St.	3	4		
19 H	Louisiana	4	9	39 H	Jacksonville St.	1	0	68 N	Boston College	3	2		
19 H	Louisiana	2	4	49 A	McNeese	1	7	73 H	Murray St.	8	3		
19 H	Louisiana	3	8	49 H	McNeese	1	0	84 A	UT Arlington	4	5		
								84 A	UT Arlington	6	7		
								84 A	UT Arlington	5	0		
								98 H	Coastal Caro.	6	1		
								98 H	Coastal Caro.	0	2		
								98 H	Coastal Caro.	6	0		
										112 H	Ga. Southern	7	2
										112 H	Ga. Southern	7	0
										112 H	Ga. Southern	6	2
										119 A	Troy	2	0
										119 A	Troy	6	4
										119 H	Troy	8	0
										132 N	Kansas	2	1
										134 N	Purdue	5	2
										135 A	UAB	3	8
										174 H	Central Ark.	9	3
										174 H	Central Ark.	2	0
										176 H	Butler	2	0
										187 H	Middle Tenn.	1	0
										192 H	SFA	3	0
										205 H	Tennessee Tech	2	0
										227 A	Appalachian St.	5	3
										227 A	Appalachian St.	5	3
										227 A	Appalachian St.	4	0
										233 H	Houston Baptist	6	1
										259 N	Bryant	9	3
										260 H	Alabama St.	8	0
										262 H	A&M-Corpus Christi	7	0
										84 A	UT Arlington	5	0
										15 A	LSU	0	6
										106 A	La.-Monroe	7	4
										106 A	La.-Monroe	8	5
										106 A	La.-Monroe	2	1
										119 A	Troy	6	4
										119 A	Troy	2	0
										112 H	Ga. Southern	7	2
										112 H	Ga. Southern	6	2
										112 H	Ga. Southern	7	0

Non-Div. I Games:

South Ala.

South Ala.

Through Games Of May 7, 2017

RPI	S	Opponent	Score	
286	H	Jackson St.	11	1

South Ala.

S
o
u
t
h
A
l
a
.

S
o
u
t
h
A
l
a
.

Average RPI Win:	124	WON-LOST RECORD	WINNING PCT. RANK	LAST 10 GAMES	STRENGTH OF SCHEDULE	OPP. STRENGTH OF SCHEDULE	TEAM RPI	ADJ RPI	CONF. RPI	ADJ CONF. RPI				
DIV. I ONLY		33-21-0	.61111	72	5-5-0	56	53	59	.56479	57	7	8		
DIV. I NON-CONF.		15-12-0	.55556	110	0-1-0	113	58	92	.53424	84	9	9		
<hr/>														
TOTALS	RPI 1-25	RPI 26-50		W-L RECORDS		RPI 51-100		RPI 101-150		RPI 150+				
33-21-0	0-5-0	5-4-0		OVERALL		10-5-0		8-4-0		10-3-0				
13-7-0	0-0-0	2-1-0		HOME		5-1-0		2-2-0		4-3-0				
11-13-0	0-5-0	3-3-0		AWAY		2-3-0		4-2-0		2-0-0				
9-1-0	0-0-0	0-0-0		NEUTRAL		3-1-0		2-0-0		4-0-0				
15-12-0	0-2-0	3-3-0		NON-CONFERENCE		3-3-0		2-1-0		7-3-0				
3-5-0	0-0-0	2-1-0		HOME		0-0-0		0-1-0		1-3-0				
3-6-0	0-2-0	1-0-		AWAY		0-2-0		0-0-0		2-0-0				
9-1-0	0-0-0	0-0-0		NEUTRAL		3-1-0		2-0-0		4-0-0				
18-9-0	0-3-0	2-1-0		CONFERENCE		7-2-0		6-3-0		3-0-0				
10-2-0	0-0-0	0-0-0		HOME		5-1-0		2-1-0		3-0-0				
8-7-0	0-3-0	2-1-0		AWAY		2-1-0		4-2-0		0-0-0				
0-0-0	0-0-0	0-0-0		NEUTRAL		0-0-0		0-0-0		0-0-0				
<hr/>														
RPI	S	Opponent	Score		RPI	S	Opponent	Score		RPI	S	Opponent	Score	
3	A	Auburn	3	6	27	H	Illinois	13	4	52	A	South Fla.	0	1
19	A	Louisiana	1	7	27	H	Illinois	0	6	53	N	Central Mich.	6	4
19	A	Louisiana	6	14	29	A	Texas St.	5	3	56	H	South Ala.	11	3
19	A	Louisiana	4	19	29	A	Texas St.	4	0	56	H	South Ala.	2	0
25	A	Georgia	1	11	29	A	Texas St.	5	7	56	H	South Ala.	4	3
					31	A	Mississippi St.	0	4	71	N	Syracuse	2	5
					31	A	Mississippi St.	3	1	81	A	North Florida	6	7
					46	A	Kennesaw St.	5	6	84	H	UT Arlington	10	6
					46	H	Kennesaw St.	6	4	84	H	UT Arlington	3	2
										84	H	UT Arlington	3	7
										94	N	Western Ky.	13	1
										94	N	Western Ky.	2	1
										98	A	Coastal Caro.	2	8
										98	A	Coastal Caro.	8	1
										98	A	Coastal Caro.	5	1

Non-Div. I Games:

Georgia St.

I
l
l
i
n
o
i
s
s
t
:

Illinois St.

[illegible]

Non-Div. I Games:

Saint Francis (PA)

RPI	S	Opponent	Score	
258	H	Robert Morris	7	2
259	A	Bryant	9	0
259	A	Bryant	8	0
269	A	Mt. St. Mary's	3	0
269	A	Mt. St. Mary's	6	1
279	N	N.C. Central	10	1
279	N	N.C. Central	6	0
281	N	Cleveland St.	9	0
281	N	Cleveland St.	6	0
284	A	Fairleigh Dickinson	15	0
284	A	Fairleigh Dickinson	10	1
288	N	UMES	12	4

Saint Francis (PA)
(
P
A
)

S
a
i
n
t
F
r
a
n
c
i
s
(
P
A
)

Average RPI Win:		103	WON-LOST RECORD		WINNING PCT. RANK		LAST 10 GAMES		STRENGTH OF SCHEDULE		OPP. STRENGTH OF SCHEDULE		TEAM RPI		ADJ RPI		CONF. RPI		ADJ CONF. RPI				
DIV. I ONLY			24-23-0		.51064 134		3-7-0		37		30		68		.56265 60		5		4				
DIV. I NON-CONF.			17-6-0		.73913 43		0-1-0		18		15		24		.6283 21		4		4				
TOTALS		RPI 1-25		RPI 26-50				W-L RECORDS				RPI 51-100				RPI 101-150				RPI 150+			
24-23-0		2-5-0		1-5-0				OVERALL				10-8-0				4-3-0				7-2-0			
8-7-0		0-0-0		0-1-0				HOME				2-5-0				3-1-0				3-0-0			
6-13-0		0-3-0		0-3-0				AWAY				4-3-0				1-2-0				1-2-0			
10-3-0		2-2-0		1-1-0				NEUTRAL				4-0-0				0-0-0				3-0-0			
17-6-0		2-2-0		1-2-0				NON-CONFERENCE				9-0-0				2-2-0				3-0-0			
2-1-0		0-0-0		0-1-0				HOME				1-0-0				1-0-0				0-0-0			
5-2-0		0-0-0		0-0-				AWAY				4-0-0				1-2-0				0-0-0			
10-3-0		2-2-0		1-1-0				NEUTRAL				4-0-0				0-0-0				3-0-0			
7-17-0		0-3-0		0-3-0				CONFERENCE				1-8-0				2-1-0				4-2-0			
6-6-0		0-0-0		0-0-0				HOME				1-5-0				2-1-0				3-0-0			
1-11-0		0-3-0		0-3-0				AWAY				0-3-0				0-0-0				1-2-0			
0-0-0		0-0-0		0-0-0				NEUTRAL				0-0-0				0-0-0				0-0-0			
RPI	S	Opponent		Score		RPI	S	Opponent		Score		RPI	S	Opponent		Score		RPI	S	Opponent		Score	
7	A	Florida St.		0	5	34	A	North Carolina		1	5	55	A	Louisville		6	7	110	H	North Carolina St.		10	13
7	A	Florida St.		3	14	34	A	North Carolina		7	8	55	A	Louisville		2	8	110	H	North Carolina St.		4	3
7	A	Florida St.		4	12	34	A	North Carolina		2	6	55	A	Louisville		2	5	110	H	North Carolina St.		4	2
13	N	James Madison		0	2	35	H	Ohio St.		2	3	59	A	Saint Francis (PA)		8	3	119	A	Troy		5	7
13	N	James Madison		0	11	50	N	Lipscomb		4	3	63	A	UCF		6	0	122	A	East Carolina		5	2
17	N	Kentucky		3	1	50	N	Lipscomb		0	1	63	A	UCF		6	3	122	A	East Carolina		3	8
17	N	Kentucky		6	3							65	N	Northwestern		6	4	130	H	Penn St.		7	1
												65	N	Northwestern		2	1	155	A	Georgia Tech		1	2
												68	H	Boston College		2	3	155	A	Georgia Tech		2	12
												68	H	Boston College		4	2	155	A	Georgia Tech		7	6
												68	H	Boston College		2	4	158	N	Southeastern La.		5	0
												71	H	Syracuse		0	8	158	N	Southeastern La.		10	4
												71	H	Syracuse		1	8	160	H	Virginia Tech		9	1
												71	H	Syracuse		3	7	160	H	Virginia Tech		11	5
												74	N	Nebraska		9	1	160	H	Virginia Tech		8	0
												74	N	Nebraska		6	2	234	N	Florida A&M		5	2
												93	A	Elon		7	2						
												99	H	Kent St.		7	0						
LAST 10 GAMES																							
155 A Georgia Tech						2 12						110 H North Carolina St.						10 13					
155 A Georgia Tech						7 6						35 H Ohio St.						2 3					
155 A Georgia Tech						1 2						71 H Syracuse						3 7					
110 H North Carolina St.						4 3						71 H Syracuse						1 8					
110 H North Carolina St.						4 2						71 H Syracuse						0 8					

Non-Div. I Games:




Pittsburgh

Average RPI Win:		141	WON-LOST RECORD		WINNING PCT. RANK		LAST 10 GAMES		STRENGTH OF SCHEDULE		OPP. STRENGTH OF SCHEDULE		TEAM RPI		ADJ RPI		CONF. RPI		ADJ CONF. RPI				
DIV. I ONLY			33-17-0		.66	47	5-5-0		94		71		62		.56116		61	10		10			
DIV. I NON-CONF.			24-8-0		.75	37	0-0-0		109		106		43		.57819		44	7		7			
TOTALS		RPI 1-25		RPI 26-50			W-L RECORDS			RPI 51-100			RPI 101-150			RPI 150+							
33-17-0		2-3-0		3-2-0			OVERALL			7-8-0			5-2-0			16-2-0							
11-6-0		0-0-0		0-0-0			HOME			2-4-0			2-1-0			7-1-0							
7-5-0		0-0-0		3-2-0			AWAY			2-2-0			2-1-0			0-0-0							
15-6-0		2-3-0		0-0-0			NEUTRAL			3-2-0			1-0-0			9-1-0							
24-8-0		2-3-0		1-1-0			NON-CONFERENCE			4-2-0			1-0-0			16-2-0							
7-1-0		0-0-0		0-0-0			HOME			0-0-0			0-0-0			7-1-0							
2-1-0		0-0-0		1-0-			AWAY			1-0-0			0-0-0			0-0-0							
15-6-0		2-3-0		0-0-0			NEUTRAL			3-2-0			1-0-0			9-1-0							
9-9-0		0-0-0		2-1-0			CONFERENCE			3-6-0			4-2-0			0-0-0							
4-5-0		0-0-0		0-0-0			HOME			2-4-0			2-1-0			0-0-0							
5-4-0		0-0-0		2-1-0			AWAY			1-2-0			2-1-0			0-0-0							
0-0-0		0-0-0		0-0-0			NEUTRAL			0-0-0			0-0-0			0-0-0							
RPI	S	Opponent		Score		RPI	S	Opponent		Score		RPI	S	Opponent		Score		RPI	S	Opponent		Score	
2	N	Oregon		1	3	45	A	Cal St. Fullerton		2	4	63	N	UCF		1	2	105	H	UC Santa Barbara		0	4
4	N	UCLA		1	3	45	A	Cal St. Fullerton		1	0	67	A	CSUN		2	3	105	H	UC Santa Barbara		4	1
11	N	Oklahoma		3	1	45	A	Cal St. Fullerton		7	2	67	A	CSUN		2	0	105	H	UC Santa Barbara		3	1
11	N	Oklahoma		3	1	47	A	Fresno St.		2	0	67	A	CSUN		3	4	133	A	UC Davis		0	1
12	N	Minnesota		1	3	47	A	Fresno St.		2	3	70	N	Grand Canyon		1	0	133	A	UC Davis		8	0
												70	N	Grand Canyon		4	5	133	A	UC Davis		8	7
												72	H	Hawaii		4	2	134	N	Purdue		2	1
												72	H	Hawaii		2	9	165	N	San Diego		8	6
												72	H	Hawaii		2	1	171	N	UConn		3	0
												75	H	Long Beach St.		0	2	181	N	Sacramento St.		7	2
												75	H	Long Beach St.		0	1	187	H	Middle Tenn.		3	0
												75	H	Long Beach St.		0	2	187	H	Middle Tenn.		2	1
												78	N	Lehigh		2	0	193	N	Western Mich.		2	1
												83	A	Stanford		1	0	203	N	Utah Valley		11	3
												85	N	Liberty		9	2	204	N	Idaho St.		0	1
																		204	N	Idaho St.		7	5
																		209	N	Creighton		8	0
																		220	H	Northern Colo.		2	1
																		220	H	Northern Colo.		5	0
																		237	N	Dartmouth		2	1
																		237	N	Dartmouth		11	0
																		241	H	Sacred Heart		2	0
																		241	H	Sacred Heart		11	0
																		247	H	CSU Bakersfield		8	11
																		247	H	CSU Bakersfield		3	0
				LAST 10 GAMES																			
				72	H	Hawaii		2	9	133	A	UC Davis		8	7								
				72	H	Hawaii		2	1	67	A	CSUN		2	3								
				72	H	Hawaii		4	2	67	A	CSUN		3	4								
				133	A	UC Davis		0	1	67	A	CSUN		2	0								
				133	A	UC Davis		8	0	75	H	Long Beach St.		0	2								

Non-Div. I Games:

Cal Poly

Non-Div. I Games:

 Tie,
  Loss,
  Non-Conf,
 S Site, H Home, A Away, N Neutral

RPI	S	Opponent	Score	
223	N	Western Caro.	10	0
223	N	Western Caro.	2	0
225	N	Presbyterian	3	0
253	N	Lafayette	8	0
274	A	Buffalo	6	4
274	A	Buffalo	9	3
274	A	Buffalo	11	9

Ohio

O
h
i
o

O
h
i
o

Utahst

Utah St.

Average RPI Win:		113	WON-LOST RECORD		WINNING PCT. RANK		LAST 10 GAMES		STRENGTH OF SCHEDULE		OPP. STRENGTH OF SCHEDULE		TEAM RPI		ADJ RPI		CONF. RPI		ADJ CONF. RPI				
DIV. I ONLY			24-28-0		.46154 159		5-5-0		26		24		65		.55587 65		8		6				
DIV. I NON-CONF.			14-15-0		.48276 144		0-1-0		6		2		51		.57243 49		5		5				
TOTALS		RPI 1-25		RPI 26-50				W-L RECORDS				RPI 51-100				RPI 101-150				RPI 150+			
24-28-0		2-14-0		5-4-0				OVERALL				3-8-0				9-1-0				5-1-0			
10-4-0		0-0-0		3-3-0				HOME				0-0-0				5-0-0				2-1-0			
6-13-0		0-9-0		0-0-0				AWAY				0-3-0				3-1-0				3-0-0			
8-11-0		2-5-0		2-1-0				NEUTRAL				3-5-0				1-0-0				0-0-0			
14-15-0		2-8-0		2-2-0				NON-CONFERENCE				3-5-0				4-0-0				3-0-0			
2-1-0		0-0-0		0-1-0				HOME				0-0-0				2-0-0				0-0-0			
4-3-0		0-3-0		0-0-				AWAY				0-0-0				1-0-0				3-0-0			
8-11-0		2-5-0		2-1-0				NEUTRAL				3-5-0				1-0-0				0-0-0			
10-13-0		0-6-0		3-2-0				CONFERENCE				0-3-0				5-1-0				2-1-0			
8-3-0		0-0-0		3-2-0				HOME				0-0-0				3-0-0				2-1-0			
2-10-0		0-6-0		0-0-0				AWAY				0-3-0				2-1-0				0-0-0			
0-0-0		0-0-0		0-0-0				NEUTRAL				0-0-0				0-0-0				0-0-0			
RPI	S	Opponent		Score		RPI	S	Opponent		Score		RPI	S	Opponent		Score		RPI	S	Opponent		Score	
1	N	Florida		4	7	27	H	Illinois		7	4	60	N	Pittsburgh		1	2	110	N	North Carolina St.		11	2
5	A	Arizona		3	11	27	H	Illinois		4	3	60	N	Pittsburgh		4	6	115	H	DePaul		8	0
6	N	Washington		0	3	28	N	Tulsa		3	2	67	N	CSUN		5	7	134	H	Purdue		6	0
6	N	Washington		3	6	36	H	Notre Dame		2	10	70	N	Grand Canyon		4	2	134	H	Purdue		12	4
7	A	Florida St.		2	3	42	H	Wisconsin		1	7	74	A	Nebraska		4	5	134	H	Purdue		6	3
7	A	Florida St.		0	7	42	H	Wisconsin		5	14	74	A	Nebraska		3	4	141	A	Iowa		5	2
10	N	Baylor		6	7	42	H	Wisconsin		5	4	74	A	Nebraska		4	7	141	A	Iowa		6	7
12	A	Minnesota		2	3	47	N	Fresno St.		5	3	75	N	Long Beach St.		10	2	141	A	Iowa		5	2
12	A	Minnesota		0	8	48	N	Fordham		3	4	75	N	Long Beach St.		1	2	141	H	Ill.-Chicago		10	4
12	A	Minnesota		2	6							78	N	Lehigh		1	2	149	A	Loyola Chicago		6	3
21	A	Michigan		0	10							80	N	Houston		3	1	177	H	Maryland		11	4
21	A	Michigan		0	6													177	H	Maryland		6	5
21	A	Michigan		0	4													177	H	Maryland		4	5
22	N	South Carolina		6	4													235	A	Santa Clara		7	2
24	N	California		3	2													235	A	Santa Clara		2	1
25	N	Georgia		0	2													243	A	Saint Mary's (CA)		6	4
LAST 10 GAMES																							
		141 A Iowa		5 2				74 A Nebraska		4 7				74 A Nebraska		4 5				74 A Nebraska		3 4	
		141 A Iowa		6 7				74 A Nebraska		4 5				36 H Notre Dame		2 10				134 H Purdue		6 3	
		141 A Iowa		5 2				27 H Illinois		4 3													
		27 H Illinois		7 4																			

Non-Div. I Games:

Northwestern

Average RPI Win:		172	WON-LOST RECORD		WINNING PCT. RANK	LAST 10 GAMES	STRENGTH OF SCHEDULE		OPP. STRENGTH OF SCHEDULE	TEAM RPI	ADJ RPI	CONF. RPI	ADJ CONF. RPI
Average RPI Loss:		98											
DIV. I ONLY		31-15-0			.67391 41	8-2-0	123		153	66	.55508 66	17	17
DIV. I NON-CONF.		14-11-0			.56 108	1-0-0	65		99	78	.54535 72	19	19
TOTALS		RPI 1-25	RPI 26-50		W-L RECORDS		RPI 51-100		RPI 101-150		RPI 150+		
31-15-0		0-2-0	4-1-0		OVERALL		0-4-0		4-5-0		23-3-0		
9-4-0		0-0-0	0-0-0		HOME		0-0-0		2-4-0		7-0-0		
14-5-0		0-1-0	1-0-0		AWAY		0-1-0		0-0-0		13-3-0		
8-6-0		0-1-0	3-1-0		NEUTRAL		0-3-0		2-1-0		3-0-0		
14-11-0		0-2-0	4-1-0		NON-CONFERENCE		0-4-0		2-1-0		8-3-0		
1-0-0		0-0-0	0-0-0		HOME		0-0-0		0-0-0		1-0-0		
5-5-0		0-1-0	1-0-		AWAY		0-1-0		0-0-0		4-3-0		
8-6-0		0-1-0	3-1-0		NEUTRAL		0-3-0		2-1-0		3-0-0		
17-4-0		0-0-0	0-0-0		CONFERENCE		0-0-0		2-4-0		15-0-0		
8-4-0		0-0-0	0-0-0		HOME		0-0-0		2-4-0		6-0-0		
9-0-0		0-0-0	0-0-0		AWAY		0-0-0		0-0-0		9-0-0		
0-0-0		0-0-0	0-0-0		NEUTRAL		0-0-0		0-0-0		0-0-0		
RPI S	Opponent	Score	RPI S	Opponent	Score	RPI S	Opponent	Score	RPI S	Opponent	Score		
1 A	Florida	2 5	28 N	Tulsa	4 1	54 A	Fla. Atlantic	0 3	115 H	DePaul	7 10		
21 N	Michigan	2 12	35 N	Ohio St.	1 3	58 N	Illinois St.	1 2	115 H	DePaul	3 10		
			38 N	Oregon St.	8 6	71 N	Syracuse	0 3	115 H	DePaul	5 3		
			45 N	Cal St. Fullerton	6 4	83 N	Stanford	4 10	117 N	Delaware	8 2		
			48 A	Fordham	3 0				136 H	Villanova	10 0		
									136 H	Villanova	0 8		
									136 H	Villanova	0 2		
									148 N	Morehead St.	3 0		
									148 N	Morehead St.	4 5		
									161 A	Radford	9 7		
									161 A	Radford	0 2		
									164 A	Iona	1 3		
									172 N	Toledo	4 3		
									176 A	Butler	9 0		
									176 A	Butler	6 3		
									176 A	Butler	7 4		
									177 A	Maryland	0 3		
									179 H	Providence	15 7		
									179 H	Providence	8 3		
									179 H	Providence	11 0		
									188 A	ETSU	7 6		
									188 A	ETSU	10 2		
									189 A	LIU Brooklyn	7 3		
									199 A	Seton Hall	12 3		
									199 A	Seton Hall	5 1		
									199 A	Seton Hall	2 1		
									209 A	Creighton	11 7		
			LAST 10 GAMES										
			199 A	Seton Hall	12 3	240 H	Georgetown	9 0					
			199 A	Seton Hall	5 1	240 H	Georgetown	5 1					
			199 A	Seton Hall	2 1	136 H	Villanova	0 8					
			48 A	Fordham	3 0	136 H	Villanova	10 0					
			240 H	Georgetown	9 2	136 H	Villanova	0 2					

Non-Div. I Games:

St. John's (NY)

RPI	S	Opponent	Score	
209	A	Creighton	10	1
209	A	Creighton	13	6
216	H	Wagner	10	2
236	N	Bethune-Cookman	1	0
240	H	Georgetown	5	1
240	H	Georgetown	9	0
240	H	Georgetown	9	2
285	N	Savannah St.	13	0

St. John's (NY)

S
t
.
J
o
h
n
'
s
(
N
Y
)

S
t
.
J
o
h
n
'
s
(
N
Y
)

CSUN

Average RPI Win: 149		WON-LOST RECORD		WINNING PCT. RANK		LAST 10 GAMES		STRENGTH OF SCHEDULE		OPP. STRENGTH OF SCHEDULE		TEAM RPI		ADJ RPI		CONF. RPI		ADJ CONF. RPI	
DIV. I ONLY		29-21-0		.58 89		4-6-0		52		87		64		.55435 67		10		10	
DIV. I NON-CONF.		20-12-0		.625 82		0-1-0		56		107		60		.5599 59		7		7	
TOTALS		RPI 1-25		RPI 26-50		W-L RECORDS		RPI 51-100		RPI 101-150		RPI 150+							
29-21-0		0-5-0		0-6-0		OVERALL		11-3-0		5-6-0		13-1-0							
15-5-0		0-2-0		0-0-0		HOME		7-1-0		2-2-0		6-0-0							
7-8-0		0-1-0		0-3-0		AWAY		3-2-0		2-2-0		2-0-0							
7-8-0		0-2-0		0-3-0		NEUTRAL		1-0-0		1-2-0		5-1-0							
20-12-0		0-5-0		0-3-0		NON-CONFERENCE		5-0-0		2-3-0		13-1-0							
8-3-0		0-2-0		0-0-0		HOME		2-0-0		0-1-0		6-0-0							
5-1-0		0-1-0		0-0-		AWAY		2-0-0		1-0-0		2-0-0							
7-8-0		0-2-0		0-3-0		NEUTRAL		1-0-0		1-2-0		5-1-0							
9-9-0		0-0-0		0-3-0		CONFERENCE		6-3-0		3-3-0		0-0-0							
7-2-0		0-0-0		0-0-0		HOME		5-1-0		2-1-0		0-0-0							
2-7-0		0-0-0		0-3-0		AWAY		1-2-0		1-2-0		0-0-0							
0-0-0		0-0-0		0-0-0		NEUTRAL		0-0-0		0-0-0		0-0-0							
RPI S	Opponent		Score		RPI S	Opponent		Score		RPI S	Opponent		Score		RPI S	Opponent		Score	
4 H	UCLA		0	5	28 N	Tulsa		4	7	61 H	Cal Poly		0	2	102 H	Weber St.		3	5
5 A	Arizona		0	6	30 N	Arkansas		7	8	61 H	Cal Poly		4	3	102 N	Weber St.		11	14
5 H	Arizona		1	10	45 A	Cal St. Fullerton		5	6	61 H	Cal Poly		3	2	102 N	Weber St.		5	0
6 N	Washington		0	8	45 A	Cal St. Fullerton		3	5	65 N	Northwestern		7	5	105 A	UC Santa Barbara		0	3
10 N	Baylor		0	9	45 A	Cal St. Fullerton		2	6	72 H	Hawaii		5	2	105 A	UC Santa Barbara		0	4
					48 N	Fordham		3	4	72 H	Hawaii		3	2	105 A	UC Santa Barbara		6	1
										72 H	Hawaii		6	5	108 A	Pacific		2	0
										73 H	Murray St.		14	7	128 H	UC Riverside		6	1
										73 H	Murray St.		11	0	128 H	UC Riverside		2	9
										75 A	Long Beach St.		10	1	128 H	UC Riverside		10	5
										75 A	Long Beach St.		1	3	146 N	Loyola Marymount		1	2
										75 A	Long Beach St.		1	2	181 N	Sacramento St.		2	4
										92 A	Boise St.		1	0	181 N	Sacramento St.		4	2
										92 A	Boise St.		16	1	205 N	Seattle U		3	0
															205 N	Seattle U		5	2
															214 H	Quinnipiac		8	0
															220 H	Northern Colo.		6	5
															221 H	North Dakota		8	0
															235 N	Santa Clara		11	7
															241 H	Sacred Heart		8	0
															241 H	Sacred Heart		3	2
															243 N	Saint Mary's (CA)		3	0
															247 A	CSU Bakersfield		9	2
															247 A	CSU Bakersfield		10	2
															247 H	CSU Bakersfield		10	3
				LAST 10 GAMES															
				45 A	Cal St. Fullerton		5	6	128 H	UC Riverside		10	5						
				45 A	Cal St. Fullerton		2	6	4 H	UCLA		0	5						
				45 A	Cal St. Fullerton		3	5	61 H	Cal Poly		3	2						
				128 H	UC Riverside		6	1	61 H	Cal Poly		0	2						
				128 H	UC Riverside		2	9	61 H	Cal Poly		4	3						

Non-Div. I Games:

CSUN

Average RPI Win:		123	WON-LOST RECORD		WINNING PCT. RANK	LAST 10 GAMES		STRENGTH OF SCHEDULE		OPP. STRENGTH OF SCHEDULE	TEAM RPI	ADJ RPI	CONF. RPI	ADJ CONF. RPI			
Average RPI Loss:		73															
DIV. I ONLY			31-21-0		.59615	81	7-3-0		86	51	67	.55117	68	5	4		
DIV. I NON-CONF.			17-12-0		.58621	95	1-0-0		68	82	70	.54828	69	4	4		
TOTALS		RPI 1-25		RPI 26-50		W-L RECORDS		RPI 51-100		RPI 101-150		RPI 150+					
31-21-0		1-2-0		2-6-0		OVERALL		8-7-0		8-4-0		12-2-0					
12-3-0		0-0-0		0-0-0		HOME		4-1-0		2-2-0		6-0-0					
8-12-0		1-1-0		1-5-0		AWAY		3-4-0		2-1-0		1-1-0					
11-6-0		0-1-0		1-1-0		NEUTRAL		1-2-0		4-1-0		5-1-0					
17-12-0		1-2-0		1-1-0		NON-CONFERENCE		2-5-0		4-2-0		9-2-0					
3-1-0		0-0-0		0-0-0		HOME		0-0-0		0-1-0		3-0-0					
3-5-0		1-1-0		0-0-		AWAY		1-3-0		0-0-0		1-1-0					
11-6-0		0-1-0		1-1-0		NEUTRAL		1-2-0		4-1-0		5-1-0					
14-9-0		0-0-0		1-5-0		CONFERENCE		6-2-0		4-2-0		3-0-0					
9-2-0		0-0-0		0-0-0		HOME		4-1-0		2-1-0		3-0-0					
5-7-0		0-0-0		1-5-0		AWAY		2-1-0		2-1-0		0-0-0					
0-0-0		0-0-0		0-0-0		NEUTRAL		0-0-0		0-0-0		0-0-0					
RPI	S	Opponent		Score		RPI	S	Opponent		Score		RPI	S	Opponent		Score	
5	A	Arizona		2	12	34	A	North Carolina		0	2	52	A	South Fla.		4	6
13	N	James Madison		0	1	34	A	North Carolina		3	8	55	H	Louisville		6	2
20	A	Arizona St.		3	2	34	A	North Carolina		4	7	55	H	Louisville		3	5
						36	A	Notre Dame		9	10	55	H	Louisville		3	1
						36	A	Notre Dame		6	5	56	N	South Ala.		2	3
						36	A	Notre Dame		3	7	60	A	Pittsburgh		3	2
						42	N	Wisconsin		4	1	60	A	Pittsburgh		2	4
						43	N	FIU		1	2	60	A	Pittsburgh		4	2
												69	N	Hofstra		1	3
												71	H	Syracuse		2	1
												71	H	Syracuse		2	1
												80	A	Houston		3	7
												80	A	Houston		12	4
												86	A	FGCU		1	3
												100	N	Charlotte		9	0

Non-Div. I Games:

Boston College

Grand Canyon

Through Games Of May 7, 2017

Average RPI Win: 170		WON-LOST	WINNING	LAST 10	STRENGTH OF		OPP. STRENGTH	TEAM	ADJ		CONF.	ADJ CONF.
Average RPI Loss: 85		RECORD	PCT. RANK	GAMES	SCHEDULE		OF SCHEDULE	RPI	RPI		RPI	RPI
DIV. I ONLY		36-18-0	.66667	42	6-4-0		165	82	76		.54564	70
DIV. I NON-CONF.		25-14-0	.64103	76	0-3-0		96	26	57		.5627	57
TOTALS		RPI 1-25	RPI 26-50		W-L RECORDS		RPI 51-100		RPI 101-150		RPI 150+	
36-18-0		0-8-0	0-0-0		OVERALL		9-4-0		6-1-0		21-5-0	
23-5-0		0-2-0	0-0-0		HOME		4-0-0		3-0-0		16-3-0	
7-8-0		0-5-0	0-0-0		AWAY		1-0-0		2-1-0		4-1-0	
6-5-0		0-0-0	0-0-0		NEUTRAL		4-4-0		1-0-0		1-1-0	
25-14-0		0-8-0	0-0-0		NON-CONFERENCE		9-4-0		4-0-0		12-2-0	
16-3-0		0-2-0	0-0-0		HOME		4-0-0		3-0-0		9-1-0	
3-6-0		0-6-0	0-0-		AWAY		1-0-0		0-0-0		2-0-0	
6-5-0		0-0-0	0-0-0		NEUTRAL		4-4-0		1-0-0		1-1-0	
11-4-0		0-0-0	0-0-0		CONFERENCE		0-0-0		2-1-0		9-3-0	
7-2-0		0-0-0	0-0-0		HOME		0-0-0		0-0-0		7-2-0	
4-2-0		0-0-0	0-0-0		AWAY		0-0-0		2-1-0		2-1-0	
0-0-0		0-0-0	0-0-0		NEUTRAL		0-0-0		0-0-0		0-0-0	
RPI S	Opponent	Score	RPI S	Opponent	Score	RPI S	Opponent	Score	RPI S	Opponent	Score	
5 A	Arizona	0 13				51 H	San Jose St.	8 0	116 N	Lamar University	5 4	
5 A	Arizona	2 6				51 H	San Jose St.	3 2	131 A	New Mexico St.	5 13	
6 H	Washington	4 14				61 N	Cal Poly	5 4	131 A	New Mexico St.	13 10	
6 H	Washington	0 7				61 N	Cal Poly	0 1	131 A	New Mexico St.	14 8	
10 A	Baylor	0 1				65 N	Northwestern	2 4	139 H	Bradley	5 4	
16 A	Utah	0 9				75 N	Long Beach St.	2 5	139 H	Bradley	11 3	
16 A	Utah	0 3				78 N	Lehigh	11 0	139 H	Bradley	7 4	
18 A	BYU	0 6				78 N	Lehigh	2 4	159 N	UTSA	4 3	
						83 A	Stanford	11 1	171 N	UConn	1 2	
						90 N	North Texas	9 3	196 H	Maine	5 1	
						90 N	North Texas	7 3	196 H	Maine	0 4	
						91 H	Nevada	11 3	196 H	Maine	9 3	
						91 H	Nevada	11 5	203 H	Utah Valley	8 3	
									203 H	Utah Valley	10 0	
									203 H	Utah Valley	6 3	
									205 H	Seattle U	2 8	
									205 H	Seattle U	3 7	
									205 H	Seattle U	8 0	
									209 H	Creighton	2 1	
									209 H	Creighton	8 2	
									220 H	Northern Colo.	2 1	
									220 H	Northern Colo.	9 2	
									220 H	Northern Colo.	3 1	
									235 A	Santa Clara	3 0	
									235 A	Santa Clara	7 4	
									245 H	Portland St.	2 0	
									247 H	CSU Bakersfield	5 4	
			LAST 10 GAMES									
			18 A	BYU	0 6	131 A	New Mexico St.	14 8				
			16 A	Utah	0 9	203 H	Utah Valley	10 0				
			16 A	Utah	0 3	203 H	Utah Valley	8 3				
			131 A	New Mexico St.	5 13	203 H	Utah Valley	6 3				
			131 A	New Mexico St.	13 10	247 H	CSU Bakersfield	11 0				

Non-Div. I Games:

Grand Canyon

RPI	S	Opponent	Score	
247	H	CSU Bakersfield	11	0
247	H	CSU Bakersfield	7	3
249	H	Rhode Island	7	5
254	A	UMKC	9	0
254	A	UMKC	10	1
254	A	UMKC	1	3

Grand Canyon

G
r
a
n
d
C
a
n
y
o
n

G
r
a
n
d
C
a
n
y
o
n

S
y
r
a
c
u
s
e

Syracuse

RPI	S	Opponent	Score	
201	H	Marist	2	0
201	H	Marist	5	0
204	N	Idaho St.	5	1
205	H	Seattle U	3	4
205	H	Seattle U	1	4

Hawaii

H
a
w
a
i
i

H
a
w
a
i
i

Average RPI Win: 166		WON-LOST	WINNING	LAST 10	STRENGTH OF		OPP. STRENGTH	TEAM	ADJ		CONF.	ADJ CONF.
Average RPI Loss: 109		RECORD	PCT. RANK	GAMES	SCHEDULE		OF SCHEDULE	RPI	RPI		RPI	RPI
DIV. I ONLY		35-16-0	.68627	35	7-3-0		147	159	70		.54494	73
DIV. I NON-CONF.		23-9-0	.71875	49	1-0-0		162	178	64		.55153	67
TOTALS		RPI 1-25	RPI 26-50		W-L RECORDS		RPI 51-100		RPI 101-150		RPI 150+	
35-16-0		0-0-0	1-2-0		OVERALL		7-6-0		5-5-0		22-3-0	
14-3-0		0-0-0	0-0-0		HOME		3-0-0		2-2-0		9-1-0	
8-9-0		0-0-0	0-2-0		AWAY		2-5-0		1-1-0		5-1-0	
13-4-0		0-0-0	1-0-0		NEUTRAL		2-1-0		2-2-0		8-1-0	
23-9-0		0-0-0	1-0-0		NON-CONFERENCE		6-5-0		2-3-0		14-1-0	
7-0-0		0-0-0	0-0-0		HOME		3-0-0		0-0-0		4-0-0	
3-5-0		0-0-0	0-0-		AWAY		1-4-0		0-1-0		2-0-0	
13-4-0		0-0-0	1-0-0		NEUTRAL		2-1-0		2-2-0		8-1-0	
12-7-0		0-0-0	0-2-0		CONFERENCE		1-1-0		3-2-0		8-2-0	
7-3-0		0-0-0	0-0-0		HOME		0-0-0		2-2-0		5-1-0	
5-4-0		0-0-0	0-2-0		AWAY		1-1-0		1-0-0		3-1-0	
0-0-0		0-0-0	0-0-0		NEUTRAL		0-0-0		0-0-0		0-0-0	
RPI S	Opponent	Score	RPI S	Opponent	Score	RPI S	Opponent	Score	RPI S	Opponent	Score	
			39 A	Jacksonville St.	3 7	56 A	South Ala.	3 8	102 N	Weber St.	0 7	
			39 A	Jacksonville St.	6 10	67 A	CSUN	0 11	103 A	Eastern Ill.	8 0	
			49 N	McNeese	13 5	67 A	CSUN	7 14	109 H	Belmont	8 0	
						82 A	UT Martin	4 6	109 H	Belmont	2 6	
						82 A	UT Martin	5 4	113 N	Indiana	4 6	
						87 H	Northern Ill.	7 5	135 A	UAB	0 4	
						87 H	Northern Ill.	9 0	138 N	Iowa St.	11 4	
						87 N	Northern Ill.	7 3	141 N	Ill.-Chicago	1 0	
						88 A	Southern Ill.	8 7	148 H	Morehead St.	2 4	
						94 A	Western Ky.	0 1	148 H	Morehead St.	5 1	
						96 H	Memphis	3 0	151 H	Eastern Ky.	3 0	
						99 N	Kent St.	10 0	167 A	Mercer	9 4	
						99 N	Kent St.	5 14	168 A	Austin Peay	2 8	
									168 A	Austin Peay	9 1	
									168 H	Austin Peay	3 1	
									169 A	Southeast Mo. St.	6 1	
									169 A	Southeast Mo. St.	11 6	
									170 N	Dayton	5 2	
									176 N	Butler	9 1	
									176 N	Butler	9 4	
									181 H	Saint Louis	2 1	
									181 H	Saint Louis	2 0	
									205 H	Tennessee Tech	3 2	
									205 H	Tennessee Tech	2 3	
									210 A	Samford	11 0	
									210 N	Samford	3 2	
									214 N	Quinnipiac	0 2	
LAST 10 GAMES			168 A	Austin Peay	2 8	267 H	Tennessee St.	11 3				
			168 A	Austin Peay	9 1	109 H	Belmont	8 0				
			109 H	Belmont	2 6	96 H	Memphis	3 0				
			103 A	Eastern Ill.	8 0	205 H	Tennessee Tech	3 2				
			267 H	Tennessee St.	4 0	205 H	Tennessee Tech	2 3				

Non-Div. I Games:

Murray St.

M
u
r
r
a
y
s
t
.

M
u
r
r
a
y
s
t
.

Murray St.

Nebraska

Through Games Of May 7, 2017

Average RPI Win: 116		WON-LOST	WINNING	LAST 10	STRENGTH OF		OPP. STRENGTH	TEAM	ADJ	CONF.	ADJ CONF.
Average RPI Loss: 55		RECORD	PCT. RANK	GAMES	SCHEDULE		OF SCHEDULE	RPI	RPI	RPI	RPI
DIV. I ONLY		24-27-0	.47059	151	5-5-0		31	29	74	.54454	74
DIV. I NON-CONF.		11-18-0	.37931	204	1-1-0		12	6	88	.53154	86
TOTALS		RPI 1-25	RPI 26-50		W-L RECORDS		RPI 51-100		RPI 101-150		RPI 150+
24-27-0		0-14-0	6-3-0		OVERALL		3-3-0		9-6-0		6-1-0
13-6-0		0-3-0	1-2-0		HOME		3-0-0		8-1-0		1-0-0
7-11-0		0-5-0	3-1-0		AWAY		0-1-0		0-4-0		4-0-0
4-10-0		0-6-0	2-0-0		NEUTRAL		0-2-0		1-1-0		1-1-0
11-18-0		0-11-0	2-1-0		NON-CONFERENCE		0-3-0		6-2-0		3-1-0
6-1-0		0-0-0	0-0-0		HOME		0-0-0		5-1-0		1-0-0
1-7-0		0-5-0	0-0-		AWAY		0-1-0		0-0-0		1-0-0
4-10-0		0-6-0	2-0-0		NEUTRAL		0-2-0		1-1-0		1-1-0
13-9-0		0-3-0	4-2-0		CONFERENCE		3-0-0		3-4-0		3-0-0
7-5-0		0-3-0	1-2-0		HOME		3-0-0		3-0-0		0-0-0
6-4-0		0-0-0	3-0-0		AWAY		0-0-0		0-4-0		3-0-0
0-0-0		0-0-0	0-0-0		NEUTRAL		0-0-0		0-0-0		0-0-0
RPI S	Opponent	Score	RPI S	Opponent	Score	RPI S	Opponent	Score	RPI S	Opponent	Score
3 N	Auburn	2 3	27 H	Illinois	3 5	60 N	Pittsburgh	1 9	116 N	Lamar University	8 6
6 N	Washington	5 7	27 H	Illinois	0 1	60 N	Pittsburgh	2 6	116 N	Lamar University	9 10
7 A	Florida St.	0 8	27 H	Illinois	14 0	65 H	Northwestern	7 4	130 H	Penn St.	5 4
7 A	Florida St.	0 9	30 A	Arkansas	0 2	65 H	Northwestern	4 3	130 H	Penn St.	6 4
9 N	Tennessee	0 5	32 N	Missouri	4 1	65 H	Northwestern	5 4	130 H	Penn St.	2 1
11 N	Oklahoma	0 6	38 N	Oregon St.	10 6	77 A	Wichita St.	5 7	131 H	New Mexico St.	4 1
12 H	Minnesota	0 16	42 A	Wisconsin	9 4				131 H	New Mexico St.	9 3
12 H	Minnesota	1 8	42 A	Wisconsin	7 4				131 H	New Mexico St.	7 6
12 H	Minnesota	4 5	42 A	Wisconsin	8 3				132 H	Kansas	3 5
18 N	BYU	1 12							134 A	Purdue	3 4
20 A	Arizona St.	0 6							134 A	Purdue	4 6
20 A	Arizona St.	1 12							138 H	Iowa St.	2 1
20 A	Arizona St.	1 10							138 H	Iowa St.	5 3
24 N	California	0 2							141 A	Iowa	3 4
									141 A	Iowa	2 5
									190 H	Omaha	15 11
									191 A	Rutgers	15 12
									191 A	Rutgers	7 4
									191 A	Rutgers	7 2
									209 A	Creighton	5 4
									218 N	IUPUI	6 1
									218 N	IUPUI	1 9
			LAST 10 GAMES								
			134 A	Purdue	4 6	209 A	Creighton	5 4			
			134 A	Purdue	3 4	27 H	Illinois	14 0			
			65 H	Northwestern	7 4	27 H	Illinois	3 5			
			65 H	Northwestern	5 4	27 H	Illinois	0 1			
			65 H	Northwestern	4 3	132 H	Kansas	3 5			

Non-Div. I Games:

Nebraska

Tie, Loss, Non-Conf, S Site, H Home, A Away, N Neutral

Average RPI Win:		106	WON-LOST RECORD		WINNING PCT. RANK	LAST 10 GAMES	STRENGTH OF SCHEDULE		OPP. STRENGTH OF SCHEDULE	TEAM RPI	ADJ RPI	CONF. RPI	ADJ CONF. RPI
Average RPI Loss:		68											
DIV. I ONLY		21-27-1			.43878 179	3-7-0	30		33	84	.54437 75	10	10
DIV. I NON-CONF.		12-18-1			.40323 188	0-0-0	15		5	80	.54261 74	7	7
TOTALS		RPI 1-25	RPI 26-50		W-L RECORDS		RPI 51-100		RPI 101-150		RPI 150+		
21-27-1		0-10-0	3-6-0		OVERALL		8-2-0		6-6-1		4-3-0		
11-17-1		0-5-0	2-4-0		HOME		2-1-0		4-4-1		3-3-0		
5-2-0		0-0-0	0-0-0		AWAY		3-0-0		1-2-0		1-0-0		
5-8-0		0-5-0	1-2-0		NEUTRAL		3-1-0		1-0-0		0-0-0		
12-18-1		0-10-0	3-3-0		NON-CONFERENCE		3-1-0		2-1-1		4-3-0		
6-10-1		0-5-0	2-1-0		HOME		0-0-0		1-1-1		3-3-0		
1-0-0		0-0-0	0-0-0		AWAY		0-0-0		0-0-0		1-0-0		
5-8-0		0-5-0	1-2-0		NEUTRAL		3-1-0		1-0-0		0-0-0		
9-9-0		0-0-0	0-3-0		CONFERENCE		5-1-0		4-5-0		0-0-0		
5-7-0		0-0-0	0-3-0		HOME		2-1-0		3-3-0		0-0-0		
4-2-0		0-0-0	0-0-0		AWAY		3-0-0		1-2-0		0-0-0		
0-0-0		0-0-0	0-0-0		NEUTRAL		0-0-0		0-0-0		0-0-0		
RPI S	Opponent	Score	RPI S	Opponent	Score	RPI S	Opponent	Score	RPI S	Opponent	Score		
1 N	Florida	0 17	33 H	Texas	1 10	61 A	Cal Poly	2 0	102 H	Weber St.	6 6		
4 H	UCLA	0 1	36 H	Notre Dame	4 3	61 A	Cal Poly	1 0	105 H	UC Santa Barbara	4 1		
5 H	Arizona	0 4	37 N	Oklahoma St.	4 6	61 A	Cal Poly	2 0	105 H	UC Santa Barbara	2 5		
6 H	Washington	1 9	38 N	Oregon St.	7 4	65 N	Northwestern	2 1	105 H	UC Santa Barbara	3 4		
8 N	Texas A&M	0 5	40 H	San Diego St.	5 1	65 N	Northwestern	2 10	113 N	Indiana	5 4		
11 H	Oklahoma	0 14	45 H	Cal St. Fullerton	0 1	67 H	CSUN	1 10	128 A	UC Riverside	1 5		
15 N	LSU	0 13	45 H	Cal St. Fullerton	1 4	67 H	CSUN	3 1	128 A	UC Riverside	9 0		
16 H	Utah	0 8	45 H	Cal St. Fullerton	0 6	67 H	CSUN	2 1	128 A	UC Riverside	2 10		
21 N	Michigan	5 13	47 N	Fresno St.	2 4	70 N	Grand Canyon	5 2	133 H	UC Davis	0 5		
22 N	South Carolina	2 4				78 N	Lehigh	7 1	133 H	UC Davis	1 0		
									133 H	UC Davis	2 0		
									146 H	Loyola Marymount	1 6		
									146 H	Loyola Marymount	3 2		
									156 H	Boston U.	6 4		
									173 H	Harvard	1 2		
									195 H	South Dakota	8 0		
									195 H	South Dakota	0 1		
									217 H	Eastern Mich.	1 2		
									235 A	Santa Clara	10 4		
									247 H	CSU Bakersfield	2 0		
			LAST 10 GAMES										
			128 A	UC Riverside	9 0	45 H	Cal St. Fullerton	1 4					
			128 A	UC Riverside	1 5	105 H	UC Santa Barbara	3 4					
			128 A	UC Riverside	2 10	105 H	UC Santa Barbara	4 1					
			45 H	Cal St. Fullerton	0 1	105 H	UC Santa Barbara	2 5					
			45 H	Cal St. Fullerton	0 6	61 A	Cal Poly	2 0					

Non-Div. I Games:

Long Beach St.

UNI

Average RPI Win: 138		WON-LOST	WINNING	LAST 10	STRENGTH OF	OPP. STRENGTH	TEAM	ADJ	CONF.	ADJ CONF.					
Average RPI Loss: 122		RECORD	PCT. RANK	GAMES	SCHEDULE	OF SCHEDULE	RPI	RPI	RPI	RPI					
DIV. I ONLY		32-18-0	.64	55	7-3-0	124	124	75	.54368	76	13	13			
DIV. I NON-CONF.		12-12-0	.5	132	0-1-0	143	175	133	.50343	130	13	13			
<hr/>															
TOTALS		RPI 1-25		RPI 26-50		W-L RECORDS		RPI 51-100		RPI 101-150		RPI 150+			
32-18-0		0-0-0		1-3-0		OVERALL		9-4-0		8-6-0		14-5-0			
15-3-0		0-0-0		0-1-0		HOME		4-1-0		5-1-0		6-0-0			
10-10-0		0-0-0		1-1-0		AWAY		3-2-0		3-4-0		3-3-0			
7-5-0		0-0-0		0-1-0		NEUTRAL		2-1-0		0-1-0		5-2-0			
<hr/>															
12-12-0		0-0-0		1-3-0		NON-CONFERENCE		2-3-0		1-4-0		8-2-0			
4-2-0		0-0-0		0-1-0		HOME		0-0-0		1-1-0		3-0-0			
1-5-0		0-0-0		1-0-		AWAY		0-2-0		0-2-0		0-0-0			
7-5-0		0-0-0		0-1-0		NEUTRAL		2-1-0		0-1-0		5-2-0			
<hr/>															
20-6-0		0-0-0		0-0-0		CONFERENCE		7-1-0		7-2-0		6-3-0			
11-1-0		0-0-0		0-0-0		HOME		4-1-0		4-0-0		3-0-0			
9-5-0		0-0-0		0-0-0		AWAY		3-0-0		3-2-0		3-3-0			
0-0-0		0-0-0		0-0-0		NEUTRAL		0-0-0		0-0-0		0-0-0			
<hr/>															
RPI	S	Opponent	Score	RPI	S	Opponent	Score	RPI	S	Opponent	Score				
				37	A	Oklahoma St.	11 5	55	A	Louisville	5 8	123	A	Drake	12 0
				37	A	Oklahoma St.	3 5	58	A	Illinois St.	8 2	123	A	Drake	3 0
				42	H	Wisconsin	0 1	58	A	Illinois St.	8 2	123	H	Drake	5 2
				49	N	McNeese	2 6	58	A	Illinois St.	11 1	126	N	Abilene Christian	5 6
								62	N	Ohio	8 0	129	A	UNLV	7 8
								62	N	Ohio	2 0	138	A	Iowa St.	4 15
								77	H	Wichita St.	5 1	139	H	Bradley	9 8
								77	H	Wichita St.	9 7	139	H	Bradley	5 0
								88	H	Southern Ill.	6 7	139	H	Bradley	1 0
								88	H	Southern Ill.	4 0	140	H	Montana	10 2
								88	H	Southern Ill.	5 2	141	H	Iowa	2 4
								89	N	Colorado St.	2 4	149	A	Loyola Chicago	0 1
								97	A	Louisiana Tech	0 8	149	A	Loyola Chicago	7 6
												149	A	Loyola Chicago	0 1
												152	A	Missouri St.	3 2
												152	A	Missouri St.	0 6
												152	A	Missouri St.	6 2
												154	H	Evansville	3 2
												154	H	Evansville	9 0
												154	H	Evansville	12 4
												172	H	Toledo	8 0
												178	A	Indiana St.	4 3
												178	A	Indiana St.	4 5
												178	A	Indiana St.	5 6
												184	N	Sam Houston St.	1 2
												184	N	Sam Houston St.	6 2
												190	H	Omaha	4 0
<hr/>															
				LAST 10 GAMES											
				58	A	Illinois St.	8 2	138	A	Iowa St.	4 15	178	A	Indiana St.	4 5
				58	A	Illinois St.	8 2	123	H	Drake	5 2	178	A	Indiana St.	5 6
				58	A	Illinois St.	11 1	149	A	Loyola Chicago	0 1	184	N	Sam Houston St.	1 2
				77	H	Wichita St.	5 1	149	A	Loyola Chicago	0 1	184	N	Sam Houston St.	6 2
				77	H	Wichita St.	9 7	149	A	Loyola Chicago	7 6	190	H	Omaha	4 0

Non-Div. I Games:

UNI

RPI	S	Opponent	Score	
204	N	Idaho St.	4	2
205	N	Tennessee Tech	6	3
205	N	Tennessee Tech	5	1
218	N	IUPUI	3	6
261	H	South Dakota St.	3	2
295	N	Grambling	4	1

UNI

U
N
I

U
N
I

[illegible]

Non-Div. I Games:

Wichita St.

RPI	S	Opponent	Score	
211	N	Wright St.	10	2
239	N	UTEP	7	5
239	N	UTEP	1	6
254	N	UMKC	6	3
254	N	UMKC	12	0

Wichita St.

W
i
c
h
i
t
a
s
t
.

W
i
c
h
i
t
a
s
t
.

Average RPI Win: 165		WON-LOST RECORD		WINNING PCT. RANK		LAST 10 GAMES		STRENGTH OF SCHEDULE		OPP. STRENGTH OF SCHEDULE		TEAM RPI		ADJ RPI		CONF. RPI		ADJ CONF. RPI	
DIV. I ONLY		32-17-0		.65306 50		9-1-0		135		133		77		.54233 78		21		20	
DIV. I NON-CONF.		16-15-0		.51613 128		4-0-0		80		69		94		.52673 93		23		23	
TOTALS		RPI 1-25		RPI 26-50		W-L RECORDS		RPI 51-100		RPI 101-150		RPI 150+							
32-17-0		0-2-0		1-2-0		OVERALL		2-6-0		11-2-0		18-5-0							
13-1-0		0-0-0		1-1-0		HOME		0-0-0		3-0-0		9-0-0							
13-7-0		0-1-0		0-0-0		AWAY		0-2-0		6-1-0		7-3-0							
6-9-0		0-1-0		0-1-0		NEUTRAL		2-4-0		2-1-0		2-2-0							
16-15-0		0-2-0		1-2-0		NON-CONFERENCE		2-6-0		8-2-0		5-3-0							
4-1-0		0-0-0		1-1-0		HOME		0-0-0		0-0-0		3-0-0							
6-5-0		0-1-0		0-0-		AWAY		0-2-0		6-1-0		0-1-0							
6-9-0		0-1-0		0-1-0		NEUTRAL		2-4-0		2-1-0		2-2-0							
16-2-0		0-0-0		0-0-0		CONFERENCE		0-0-0		3-0-0		13-2-0							
9-0-0		0-0-0		0-0-0		HOME		0-0-0		3-0-0		6-0-0							
7-2-0		0-0-0		0-0-0		AWAY		0-0-0		0-0-0		7-2-0							
0-0-0		0-0-0		0-0-0		NEUTRAL		0-0-0		0-0-0		0-0-0							
RPI S	Opponent	Score		RPI S	Opponent	Score		RPI S	Opponent	Score		RPI S	Opponent	Score					
1 N	Florida	0	5	48 H	Fordham	4	1	61 N	Cal Poly	0	2	108 A	Pacific	3	2				
24 A	California	0	3	48 H	Fordham	1	6	65 N	Northwestern	2	1	110 A	North Carolina St.	5	4				
				48 N	Fordham	2	4	70 N	Grand Canyon	0	11	110 A	North Carolina St.	6	7				
								70 N	Grand Canyon	4	2	112 N	Ga. Southern	9	4				
								71 N	Syracuse	2	9	114 N	Ball St.	2	1				
								75 N	Long Beach St.	1	7	118 N	Massachusetts	1	6				
								83 A	Stanford	4	6	121 H	Army West Point	10	6				
								83 A	Stanford	0	2	121 H	Army West Point	5	2				
												121 H	Army West Point	8	1				
												136 A	Villanova	4	0				
												136 A	Villanova	2	0				
												150 A	Princeton	7	6				
												150 A	Princeton	3	1				
												156 H	Boston U.	11	3				
												156 H	Boston U.	9	1				
												156 H	Boston U.	10	6				
												162 H	Saint Joseph's	3	1				
												162 H	Saint Joseph's	2	1				
												171 N	UConn	2	1				
												191 N	Rutgers	0	8				
												191 N	Rutgers	1	6				
												197 H	Bucknell	3	2				
												197 H	Bucknell	5	0				
												197 H	Bucknell	1	0				
												207 H	Albany (NY)	14	5				
												231 A	Colgate	0	8				
												231 A	Colgate	12	4				
				LAST 10 GAMES															
				231 A	Colgate	12	4	121 H	Army West Point	10	6								
				231 A	Colgate	0	8	136 A	Villanova	4	0								
				231 A	Colgate	9	4	136 A	Villanova	2	0								
				121 H	Army West Point	5	2	207 H	Albany (NY)	14	5								
				121 H	Army West Point	8	1	150 A	Princeton	7	6								

Non-Div. I Games:

Lehigh

RPI	S	Opponent	Score	
231	A	Colgate	9	4
235	A	Santa Clara	3	6
250	A	Holy Cross	8	0
250	A	Holy Cross	10	1
250	A	Holy Cross	4	2
252	N	Morgan St.	9	1
253	A	Lafayette	1	3
253	A	Lafayette	18	0
253	A	Lafayette	4	1

Lehigh

L
e
h
i
g
h

L
e
h
i
g
h

Average RPI Win:		169	WON-LOST RECORD		WINNING PCT. RANK		LAST 10 GAMES		STRENGTH OF SCHEDULE		OPP. STRENGTH OF SCHEDULE		TEAM RPI		ADJ RPI		CONF. RPI		ADJ CONF. RPI					
Average RPI Loss:		84																						
DIV. I ONLY			32-21-0		.60377		76		7-3-0		88		108		71		.54171		79		11		11	
DIV. I NON-CONF.			20-12-0		.625		82		1-0-0		166		119		86		.52876		89		12		12	
TOTALS		RPI 1-25		RPI 26-50		W-L RECORDS		RPI 51-100		RPI 101-150		RPI 150+												
32-21-0		1-6-0		0-3-0		OVERALL		7-5-0		5-3-0		19-4-0												
18-10-0		0-0-0		0-2-0		HOME		6-5-0		2-1-0		10-2-0												
9-9-0		1-6-0		0-0-0		AWAY		0-0-0		3-2-0		5-1-0												
5-2-0		0-0-0		0-1-0		NEUTRAL		1-0-0		0-0-0		4-1-0												
20-12-0		0-4-0		0-3-0		NON-CONFERENCE		2-1-0		2-0-0		16-4-0												
11-5-0		0-0-0		0-2-0		HOME		1-1-0		0-0-0		10-2-0												
4-5-0		0-4-0		0-0-		AWAY		0-0-0		2-0-0		2-1-0												
5-2-0		0-0-0		0-1-0		NEUTRAL		1-0-0		0-0-0		4-1-0												
12-9-0		1-2-0		0-0-0		CONFERENCE		5-4-0		3-3-0		3-0-0												
7-5-0		0-0-0		0-0-0		HOME		5-4-0		2-1-0		0-0-0												
5-4-0		1-2-0		0-0-0		AWAY		0-0-0		1-2-0		3-0-0												
0-0-0		0-0-0		0-0-0		NEUTRAL		0-0-0		0-0-0		0-0-0												
RPI	S	Opponent		Score		RPI	S	Opponent		Score		RPI	S	Opponent		Score		RPI	S	Opponent		Score		
3	A	Auburn		0	8	29	N	Texas St.		3	11	62	H	Ohio		1	2	112	A	Ga. Southern		10	5	
3	A	Auburn		0	14	34	H	North Carolina		2	3	69	H	Hofstra		2	1	117	H	Delaware		4	5	
13	A	James Madison		6	1	50	H	Lipscomb		5	9	69	H	Hofstra		5	1	117	H	Delaware		8	5	
13	A	James Madison		2	3							69	H	Hofstra		4	1	117	H	Delaware		6	0	
13	A	James Madison		6	16							85	N	Liberty		3	1	120	A	Jacksonville		5	3	
22	A	South Carolina		2	8							93	H	Elon		1	3	144	A	Towson		5	6	
22	A	South Carolina		4	5							93	H	Elon		5	3	144	A	Towson		6	10	
												93	H	Elon		2	1	144	A	Towson		4	3	
												95	H	UNCW		3	6	151	H	Eastern Ky.		5	1	
												95	H	UNCW		0	1	153	H	Winthrop		1	2	
												95	H	UNCW		1	2	157	N	North Dakota St.		3	7	
												98	H	Coastal Caro.		2	1	157	N	North Dakota St.		5	1	
																		185	H	UMass Lowell		3	4	
																		186	A	Charleston So.		6	1	
																		186	H	Charleston So.		6	5	
																		186	H	Charleston So.		2	0	
																		208	H	Monmouth		4	0	
																		223	H	Western Caro.		8	0	
																		223	H	Western Caro.		8	7	
																		226	N	George Mason		7	4	
																		226	N	George Mason		8	0	
																		227	N	Appalachian St.		12	1	
																		238	A	Gardner-Webb		8	5	
																		238	A	Gardner-Webb		2	5	
																		242	A	Drexel		11	5	
																		242	A	Drexel		7	5	
																		242	A	Drexel		7	4	
LAST 10 GAMES																								
																		69	H	Hofstra		2	1	
																		117	H	Delaware		8	5	
																		117	H	Delaware		6	0	
																		117	H	Delaware		4	5	
																		238	A	Gardner-Webb		8	5	

Non-Div. I Games:

Col. of Charleston

RPI	S	Opponent	Score	
253	H	Lafayette	9	1
256	H	Chattanooga	5	2
258	H	Robert Morris	6	1
263	H	Northern Ky.	8	0

Col. of Charleston

C
o
l
.
o
f
C
h
a
r
l
e
s
t
o
n

C
o
l
.
o
f
C
h
a
r
l
e
s
t
o
n

Average RPI Win:		151	WON-LOST RECORD		WINNING PCT. RANK		LAST 10 GAMES		STRENGTH OF SCHEDULE		OPP. STRENGTH OF SCHEDULE		TEAM RPI		ADJ RPI		CONF. RPI		ADJ CONF. RPI	
DIV. I ONLY			28-24-0		.53846 113		6-4-0		62		67		81		.54011 80		9		7	
DIV. I NON-CONF.			16-18-0		.47059 153		1-2-0		63		95		109		.51935 101		6		6	
TOTALS		RPI 1-25		RPI 26-50		W-L RECORDS		RPI 51-100		RPI 101-150		RPI 150+								
28-24-0		1-4-0		0-10-0		OVERALL		8-7-0		7-1-0		12-2-0								
21-11-0		0-3-0		0-2-0		HOME		3-3-0		6-1-0		12-2-0								
6-10-0		1-0-0		0-7-0		AWAY		5-3-0		0-0-0		0-0-0								
1-3-0		0-1-0		0-1-0		NEUTRAL		0-1-0		1-0-0		0-0-0								
16-18-0		1-4-0		0-7-0		NON-CONFERENCE		2-4-0		4-1-0		9-2-0								
13-10-0		0-3-0		0-2-0		HOME		1-2-0		3-1-0		9-2-0								
2-5-0		1-0-0		0-0-		AWAY		1-1-0		0-0-0		0-0-0								
1-3-0		0-1-0		0-1-0		NEUTRAL		0-1-0		1-0-0		0-0-0								
12-6-0		0-0-0		0-3-0		CONFERENCE		6-3-0		3-0-0		3-0-0								
8-1-0		0-0-0		0-0-0		HOME		2-1-0		3-0-0		3-0-0								
4-5-0		0-0-0		0-3-0		AWAY		4-2-0		0-0-0		0-0-0								
0-0-0		0-0-0		0-0-0		NEUTRAL		0-0-0		0-0-0		0-0-0								
RPI	S	Opponent		Score		RPI	S	Opponent		Score		RPI	S	Opponent		Score				
8	A	Texas A&M		1	0	28	A	Tulsa		3	7	52	H	South Fla.		0	3			
11	H	Oklahoma		5	7	28	A	Tulsa		5	6	52	H	South Fla.		5	4			
11	H	Oklahoma		1	2	28	A	Tulsa		0	1	52	H	South Fla.		3	1			
16	N	Utah		0	8	29	H	Texas St.		0	7	63	A	UCF		3	5			
23	H	Ole Miss		3	12	33	A	Texas		1	3	63	A	UCF		11	5			
						33	A	Texas		1	2	63	A	UCF		5	4			
						38	N	Oregon St.		6	7	65	N	Northwestern		1	3			
						45	A	Cal St. Fullerton		0	8	68	H	Boston College		7	3			
						49	A	McNeese		4	5	68	H	Boston College		4	12			
						49	H	McNeese		0	1	77	H	Wichita St.		2	5			
												84	A	UT Arlington		3	4			
												84	A	UT Arlington		18	5			
												96	A	Memphis		8	2			
												96	A	Memphis		5	6			
												96	A	Memphis		7	3			

Non-Div. I Games:

Houston

Average RPI Win:		153	WON-LOST RECORD		WINNING PCT. RANK	LAST 10 GAMES		STRENGTH OF SCHEDULE		OPP. STRENGTH OF SCHEDULE	TEAM RPI	ADJ RPI		CONF. RPI	ADJ CONF. RPI		
Average RPI Loss:		81															
DIV. I ONLY			30-25-0		.54545	109	5-5-0		54	102	80	.5393	81	4	5		
DIV. I NON-CONF.			21-16-0		.56757	105	1-0-0		125	133	97	.52305	98	8	8		
TOTALS		RPI 1-25		RPI 26-50		W-L RECORDS		RPI 51-100		RPI 101-150		RPI 150+					
30-25-0		0-4-0		3-8-0		OVERALL		4-4-0		8-5-0		15-4-0					
18-6-0		0-0-0		2-1-0		HOME		3-1-0		4-2-0		9-2-0					
5-15-0		0-4-0		1-7-0		AWAY		1-2-0		2-1-0		1-1-0					
7-4-0		0-0-0		0-0-0		NEUTRAL		0-1-0		2-2-0		5-1-0					
21-16-0		0-4-0		0-2-0		NON-CONFERENCE		2-3-0		4-3-0		15-4-0					
12-3-0		0-0-0		0-0-0		HOME		1-0-0		2-1-0		9-2-0					
2-9-0		0-4-0		0-0-		AWAY		1-2-0		0-0-0		1-1-0					
7-4-0		0-0-0		0-0-0		NEUTRAL		0-1-0		2-2-0		5-1-0					
9-9-0		0-0-0		3-6-0		CONFERENCE		2-1-0		4-2-0		0-0-0					
6-3-0		0-0-0		2-1-0		HOME		2-1-0		2-1-0		0-0-0					
3-6-0		0-0-0		1-5-0		AWAY		0-0-0		2-1-0		0-0-0					
0-0-0		0-0-0		0-0-0		NEUTRAL		0-0-0		0-0-0		0-0-0					
RPI	S	Opponent		Score		RPI	S	Opponent		Score		RPI	S	Opponent		Score	
1	A	Florida		1	5	31	A	Mississippi St.		5	7	54	A	Fla. Atlantic		13	4
7	A	Florida St.		0	3	31	A	Mississippi St.		1	4	54	A	Fla. Atlantic		0	1
7	A	Florida St.		0	8	41	A	USC Upstate		1	4	57	H	Georgia St.		7	6
14	A	Alabama		0	2	41	A	USC Upstate		3	4	63	A	UCF		1	2
						41	A	USC Upstate		2	4	86	H	FGCU		2	5
						46	H	Kennesaw St.		2	1	86	H	FGCU		6	4
						46	H	Kennesaw St.		7	3	86	H	FGCU		2	0
						46	H	Kennesaw St.		3	6	88	N	Southern Ill.		3	5
						50	A	Lipscomb		1	2						
						50	A	Lipscomb		1	8						
						50	A	Lipscomb		5	0						
						LAST 10 GAMES											
						41	A	USC Upstate		2	4	120	H	Jacksonville		2	4
						41	A	USC Upstate		1	4	111	A	Stetson		2	3
						41	A	USC Upstate		3	4	111	A	Stetson		9	7
						120	H	Jacksonville		2	0	111	A	Stetson		7	4
						120	H	Jacksonville		8	0	234	H	Florida A&M		9	8

Non-Div. I Games:

North Florida

North Florida

Average RPI Win:		176	WON-LOST RECORD		WINNING PCT. RANK		LAST 10 GAMES		STRENGTH OF SCHEDULE		OPP. STRENGTH OF SCHEDULE		TEAM RPI		ADJ RPI		CONF. RPI		ADJ CONF. RPI		
DIV. I ONLY			35-16-0		.68627 35		6-4-0		164		158		79		.53734 82		14		14		
DIV. I NON-CONF.			21-11-0		.65625 66		0-2-0		248		195		115		.50885 122		14		15		
TOTALS		RPI 1-25		RPI 26-50		W-L RECORDS		RPI 51-100		RPI 101-150		RPI 150+									
35-16-0		0-3-0		2-2-0		OVERALL		2-3-0		5-4-0		26-4-0									
9-7-0		0-2-0		0-0-0		HOME		1-3-0		0-0-0		8-2-0									
11-7-0		0-1-0		2-2-0		AWAY		0-0-0		3-3-0		6-1-0									
15-2-0		0-0-0		0-0-0		NEUTRAL		1-0-0		2-1-0		12-1-0									
21-11-0		0-3-0		0-0-0		NON-CONFERENCE		1-2-0		2-3-0		18-3-0									
4-5-0		0-2-0		0-0-0		HOME		0-2-0		0-0-0		4-1-0									
3-4-0		0-1-0		0-0-		AWAY		0-0-0		0-2-0		3-1-0									
14-2-0		0-0-0		0-0-0		NEUTRAL		1-0-0		2-1-0		11-1-0									
14-5-0		0-0-0		2-2-0		CONFERENCE		1-1-0		3-1-0		8-1-0									
5-2-0		0-0-0		0-0-0		HOME		1-1-0		0-0-0		4-1-0									
8-3-0		0-0-0		2-2-0		AWAY		0-0-0		3-1-0		3-0-0									
1-0-0		0-0-0		0-0-0		NEUTRAL		0-0-0		0-0-0		1-0-0									
RPI S	Opponent		Score		RPI S	Opponent		Score		RPI S	Opponent		Score		RPI S	Opponent		Score			
17 H	Kentucky		2	8	39 A	Jacksonville St.		0	4	73 H	Murray St.		4	5	102 N	Weber St.		5	7		
23 A	Ole Miss		7	10	39 A	Jacksonville St.		7	5	73 H	Murray St.		6	4	103 A	Eastern Ill.		3	1		
23 H	Ole Miss		2	7	44 A	SIUE		0	5	91 N	Nevada		12	4	103 A	Eastern Ill.		1	3		
					44 A	SIUE		7	3	96 H	Memphis		4	5	107 N	Nicholls St.		5	4		
										96 H	Memphis		2	6	109 A	Belmont		8	5		
															109 A	Belmont		6	4		
															121 N	Army West Point		5	3		
															128 A	UC Riverside		4	6		
															128 A	UC Riverside		4	8		
															151 H	Eastern Ky.		7	3		
															154 A	Evansville		3	1		
															154 A	Evansville		7	2		
															164 N	Iona		14	10		
															166 N	Northwestern St.		9	8		
															168 H	Austin Peay		4	0		
															168 H	Austin Peay		8	2		
															168 N	Austin Peay		4	2		
															169 H	Southeast Mo. St.		0	7		
															169 H	Southeast Mo. St.		8	2		
															177 N	Maryland		8	2		
															181 N	Saint Louis		1	0		
															187 H	Middle Tenn.		5	3		
															193 N	Western Mich.		9	0		
															194 N	Akron		2	3		
															194 N	Akron		13	2		
															205 A	Tennessee Tech		6	5		
															205 A	Tennessee Tech		10	2		
LAST 10 GAMES				169 H Southeast Mo. St.				8	2	17 H Kentucky				2	8	193 N Western Mich.				9	0
				169 H Southeast Mo. St.				0	7	151 H Eastern Ky.				7	3	194 N Akron				2	3
				267 A Tennessee St.				8	0	23 H Ole Miss				2	7	194 N Akron				13	2
				109 A Belmont				8	5	103 A Eastern Ill.				3	1	205 A Tennessee Tech				6	5
				109 A Belmont				6	4	103 A Eastern Ill.				1	3	205 A Tennessee Tech				10	2

Non-Div. I Games: Christian Bros. 8 0

UT Martin

RPI	S	Opponent	Score	
210	H	Samford	3	2
210	H	Samford	1	2
222	H	Western Ill.	4	3
222	H	Western Ill.	4	1
256	A	Chattanooga	3	6
260	A	Alabama St.	14	6
266	N	Fort Wayne	13	4
267	A	Tennessee St.	8	0
271	N	Mississippi Val.	8	0
271	N	Mississippi Val.	5	1
284	N	Fairleigh Dickinson	6	1
292	N	Coppin St.	8	0

UT Martin

Average RPI Win: 134		WON-LOST	WINNING	LAST 10	STRENGTH OF		OPP. STRENGTH	TEAM	ADJ		CONF.	ADJ CONF.
Average RPI Loss: 39		RECORD	PCT. RANK	GAMES	SCHEDULE		OF SCHEDULE	RPI	RPI		RPI	RPI
DIV. I ONLY		19-29-0	.39583	210	25		16	82	.53697		83	2
DIV. I NON-CONF.		17-10-0	.62963	78	108		77	67	.54645		71	1
TOTALS		RPI 1-25	RPI 26-50		W-L RECORDS		RPI 51-100		RPI 101-150		RPI 150+	
19-29-0		1-19-0	1-4-0		OVERALL		3-2-0		8-2-0		6-2-0	
7-12-0		0-9-0	0-0-0		HOME		2-2-0		3-0-0		2-1-0	
3-11-0		1-9-0	1-2-0		AWAY		0-0-0		1-0-0		0-0-0	
9-6-0		0-1-0	0-2-0		NEUTRAL		1-0-0		4-2-0		4-1-0	
17-10-0		0-2-0	0-2-0		NON-CONFERENCE		3-2-0		8-2-0		6-2-0	
7-3-0		0-0-0	0-0-0		HOME		2-2-0		3-0-0		2-1-0	
1-1-0		0-1-0	0-0-		AWAY		0-0-0		1-0-0		0-0-0	
9-6-0		0-1-0	0-2-0		NEUTRAL		1-0-0		4-2-0		4-1-0	
2-19-0		1-17-0	1-2-0		CONFERENCE		0-0-0		0-0-0		0-0-0	
0-9-0		0-9-0	0-0-0		HOME		0-0-0		0-0-0		0-0-0	
2-10-0		1-8-0	1-2-0		AWAY		0-0-0		0-0-0		0-0-0	
0-0-0		0-0-0	0-0-0		NEUTRAL		0-0-0		0-0-0		0-0-0	
RPI S	Opponent	Score	RPI S	Opponent	Score	RPI S	Opponent	Score	RPI S	Opponent	Score	
4 H	UCLA	1 8	38 A	Oregon St.	0 6	61 H	Cal Poly	0 1	105 H	UC Santa Barbara	16 2	
4 H	UCLA	5 6	38 A	Oregon St.	3 4	66 N	St. John's (NY)	10 4	108 H	Pacific	8 1	
4 H	UCLA	8 13	38 A	Oregon St.	8 6	70 H	Grand Canyon	1 11	120 N	Jacksonville	4 6	
5 A	Arizona	1 9	40 N	San Diego St.	4 5	78 H	Lehigh	6 4	120 N	Jacksonville	8 4	
5 A	Arizona	0 12	47 N	Fresno St.	8 24	78 H	Lehigh	2 0	123 N	Drake	4 5	
5 A	Arizona	1 20							123 N	Drake	9 0	
6 A	Washington	6 0							133 A	UC Davis	6 3	
6 A	Washington	2 10							133 H	UC Davis	9 1	
6 A	Washington	0 1							134 N	Purdue	16 9	
7 N	Florida St.	2 8							134 N	Purdue	10 6	
14 A	Alabama	0 4							165 N	San Diego	0 2	
16 H	Utah	2 6							171 H	UConn	4 3	
16 H	Utah	6 8							190 H	Omaha	2 3	
16 H	Utah	4 11							193 N	Western Mich.	3 2	
20 H	Arizona St.	0 10							209 N	Creighton	7 2	
20 H	Arizona St.	1 9							235 H	Santa Clara	6 5	
20 H	Arizona St.	4 7							236 N	Bethune-Cookman	4 3	
24 A	California	4 7							239 N	UTEP	10 1	
24 A	California	1 7										
24 A	California	0 1										
LAST 10 GAMES												
6 A	Washington	2 10	4 H	UCLA	8 13							
6 A	Washington	6 0	38 A	Oregon St.	8 6							
6 A	Washington	0 1	38 A	Oregon St.	3 4							
4 H	UCLA	1 8	38 A	Oregon St.	0 6							
4 H	UCLA	5 6	235 H	Santa Clara	6 5							

Non-Div. I Games:

Stanford

Average RPI Win: 145		WON-LOST	WINNING	LAST 10	STRENGTH OF		OPP. STRENGTH	TEAM	ADJ		CONF.	ADJ CONF.
Average RPI Loss: 86		RECORD	PCT. RANK	GAMES	SCHEDULE		OF SCHEDULE	RPI	RPI		RPI	RPI
DIV. I ONLY		29-24-0	.54717	108	64		103	83	.53418		7	8
DIV. I NON-CONF.		15-11-0	.57692	99	140		190	101	.51838		9	9
TOTALS		RPI 1-25	RPI 26-50		W-L RECORDS		RPI 51-100		RPI 101-150		RPI 150+	
29-24-0		0-5-0	2-2-0		OVERALL		8-8-0		7-6-0		12-3-0	
20-12-0		0-0-0	2-2-0		HOME		7-6-0		4-4-0		7-0-0	
4-9-0		0-4-0	0-0-0		AWAY		1-2-0		2-1-0		1-2-0	
5-3-0		0-1-0	0-0-0		NEUTRAL		0-0-0		1-1-0		4-1-0	
15-11-0		0-2-0	0-1-0		NON-CONFERENCE		2-5-0		2-2-0		11-1-0	
10-7-0		0-0-0	0-1-0		HOME		2-5-0		1-1-0		7-0-0	
0-1-0		0-1-0	0-0-		AWAY		0-0-0		0-0-0		0-0-0	
5-3-0		0-1-0	0-0-0		NEUTRAL		0-0-0		1-1-0		4-1-0	
14-13-0		0-3-0	2-1-0		CONFERENCE		6-3-0		5-4-0		1-2-0	
10-5-0		0-0-0	2-1-0		HOME		5-1-0		3-3-0		0-0-0	
4-8-0		0-3-0	0-0-0		AWAY		1-2-0		2-1-0		1-2-0	
0-0-0		0-0-0	0-0-0		NEUTRAL		0-0-0		0-0-0		0-0-0	
RPI S	Opponent	Score	RPI S	Opponent	Score	RPI S	Opponent	Score	RPI S	Opponent	Score	
16 N	Utah	0 12	28 H	Tulsa	0 7	56 H	South Ala.	0 5	106 H	La.-Monroe	0 3	
19 A	Louisiana	5 6	29 H	Texas St.	6 0	56 H	South Ala.	5 4	106 H	La.-Monroe	9 3	
19 A	Louisiana	2 11	29 H	Texas St.	4 3	56 H	South Ala.	7 6	106 H	La.-Monroe	2 1	
19 A	Louisiana	2 6	29 H	Texas St.	3 10	57 A	Georgia St.	7 3	107 H	Nicholls St.	3 5	
20 A	Arizona St.	0 8				57 A	Georgia St.	6 10	107 H	Nicholls St.	4 0	
						57 A	Georgia St.	2 3	112 H	Ga. Southern	0 8	
						59 H	Saint Francis (PA)	2 5	112 H	Ga. Southern	3 11	
						59 H	Saint Francis (PA)	3 6	112 H	Ga. Southern	9 8	
						59 H	Saint Francis (PA)	6 0	119 A	Troy	5 2	
						77 H	Wichita St.	5 15	119 A	Troy	4 3	
						80 H	Houston	5 18	119 A	Troy	0 9	
						80 H	Houston	4 3	128 N	UC Riverside	5 6	
						90 H	North Texas	2 3	148 N	Morehead St.	3 0	
						98 H	Coastal Caro.	4 3	163 N	New Mexico	5 1	
						98 H	Coastal Caro.	2 0	169 N	Southeast Mo. St.	5 1	
						98 H	Coastal Caro.	8 5	187 N	Middle Tenn.	1 0	
									192 H	SFA	6 0	
									227 A	Appalachian St.	2 3	
									227 A	Appalachian St.	14 3	
									227 A	Appalachian St.	0 2	
									233 H	Houston Baptist	9 1	
									243 N	Saint Mary's (CA)	1 4	
						227 A	Appalachian St.	14 3	246 H	Incarnate Word	7 1	
						227 A	Appalachian St.	2 3	246 H	Incarnate Word	11 3	
						227 A	Appalachian St.	0 2	254 H	UMKC	10 1	
						98 H	Coastal Caro.	8 5	254 H	UMKC	4 0	
						98 H	Coastal Caro.	2 0	274 N	Buffalo	12 3	
LAST 10 GAMES												
					29 H	Texas St.	4 3					
					29 H	Texas St.	6 0					
					29 H	Texas St.	3 10					
					80 H	Houston	5 18					
					80 H	Houston	4 3					

Non-Div. I Games:

UT Arlington

RPI	S	Opponent	Score	
287	H	Southern U.	16	0

UT Arlington

U
T
A
r
l
i
n
g
t
o
n

U
T
A
r
l
i
n
g
t
o
n

Average RPI Win:		200	WON-LOST RECORD		WINNING PCT. RANK		LAST 10 GAMES		STRENGTH OF SCHEDULE		OPP. STRENGTH OF SCHEDULE		TEAM RPI		ADJ RPI		CONF. RPI		ADJ CONF. RPI					
DIV. I ONLY			35-20-0		.63636		57		6-4-0		145		140		85		.53395		85		18		18	
DIV. I NON-CONF.			19-15-0		.55882		109		1-1-0		95		111		87		.53118		87		18		18	
TOTALS		RPI 1-25		RPI 26-50		W-L RECORDS		RPI 51-100		RPI 101-150		RPI 150+												
35-20-0		0-6-0		0-2-0		OVERALL		1-4-0		7-5-0		27-3-0												
14-6-0		0-0-0		0-0-0		HOME		0-2-0		2-2-0		12-2-0												
12-6-0		0-3-0		0-0-0		AWAY		0-0-0		4-1-0		8-1-0												
9-8-0		0-2-0		0-2-0		NEUTRAL		1-2-0		1-2-0		7-0-0												
19-15-0		0-6-0		0-2-0		NON-CONFERENCE		1-4-0		4-2-0		14-1-0												
8-3-0		0-0-0		0-0-0		HOME		0-2-0		1-0-0		7-1-0												
2-4-0		0-4-0		0-0-		AWAY		0-0-0		2-0-0		0-0-0												
9-8-0		0-2-0		0-2-0		NEUTRAL		1-2-0		1-2-0		7-0-0												
16-5-0		0-0-0		0-0-0		CONFERENCE		0-0-0		3-3-0		13-2-0												
6-3-0		0-0-0		0-0-0		HOME		0-0-0		1-2-0		5-1-0												
10-2-0		0-0-0		0-0-0		AWAY		0-0-0		2-1-0		8-1-0												
0-0-0		0-0-0		0-0-0		NEUTRAL		0-0-0		0-0-0		0-0-0												
RPI	S	Opponent		Score		RPI	S	Opponent		Score		RPI	S	Opponent		Score								
1	N	Florida		1	2	29	N	Texas St.		2	3	59	H	Saint Francis (PA)		4	9	110	A	North Carolina St.		5	3	
3	A	Auburn		0	15	29	N	Texas St.		1	3	59	H	Saint Francis (PA)		1	6	114	N	Ball St.		2	1	
3	A	Auburn		1	9							61	N	Cal Poly		2	9	127	A	Virginia		3	0	
4	N	UCLA		1	7							71	N	Syracuse		3	1	127	H	Virginia		4	0	
9	A	Tennessee		1	6							79	N	Col. of Charleston		1	3	133	N	UC Davis		0	3	
9	A	Tennessee		0	6													143	H	Longwood		7	6	
																		143	H	Longwood		0	3	
																		143	H	Longwood		2	3	
																		145	A	Campbell		4	3	
																		145	A	Campbell		4	5	
																		145	A	Campbell		11	1	
																		146	N	Loyola Marymount		8	10	
																		153	A	Winthrop		3	4	
																		153	A	Winthrop		8	0	
																		153	A	Winthrop		4	3	
																		160	H	Virginia Tech		6	0	
																		160	H	Virginia Tech		2	3	
																		161	H	Radford		5	2	
																		161	H	Radford		6	5	
																		161	H	Radford		2	11	
																		186	A	Charleston So.		5	3	
																		186	A	Charleston So.		12	8	
																		186	A	Charleston So.		12	0	
																		215	H	Hampton		7	0	
																		215	H	Hampton		13	1	
																		225	H	Presbyterian		8	0	
																		225	H	Presbyterian		4	0	
LAST 10 GAMES						LAST 10 GAMES						LAST 10 GAMES												
						143	H	Longwood		0	3	153	A	Winthrop		3	4	186	A	Charleston So.		12	8	
						143	H	Longwood		7	6	160	H	Virginia Tech		2	3	215	H	Hampton		7	0	
						143	H	Longwood		2	3	160	H	Virginia Tech		6	0	215	H	Hampton		13	1	
						153	A	Winthrop		4	3	238	A	Gardner-Webb		2	0	225	H	Presbyterian		8	0	
						153	A	Winthrop		8	0	238	A	Gardner-Webb		5	1	225	H	Presbyterian		4	0	

Non-Div. I Games:

Liberty

RPI	S	Opponent	Score	
225	H	Presbyterian	8	0
229	N	Oakland	7	1
238	A	Gardner-Webb	2	0
238	A	Gardner-Webb	5	1
238	A	Gardner-Webb	5	0
249	H	Rhode Island	10	6
249	H	Rhode Island	15	5
252	N	Morgan St.	7	0
252	N	Morgan St.	9	1
256	N	Chattanooga	5	1
256	N	Chattanooga	11	2
276	H	N.C. A&T	10	0
279	H	N.C. Central	11	1
284	N	Fairleigh Dickinson	9	0
284	N	Fairleigh Dickinson	13	2

Liberty

L
i
b
e
r
t
y

L
i
b
e
r
t
y

Average RPI Win: 153		WON-LOST	WINNING	LAST 10	STRENGTH OF		OPP. STRENGTH	TEAM	ADJ	CONF.	ADJ CONF.
Average RPI Loss: 69		RECORD	PCT. RANK	GAMES	SCHEDULE		OF SCHEDULE	RPI	RPI	RPI	RPI
DIV. I ONLY		26-28-0	.48148	143	5-5-0		41	83	87	.53387	86
DIV. I NON-CONF.		18-19-0	.48649	139	0-2-0		94	85	113	.51692	108
TOTALS		RPI 1-25	RPI 26-50		W-L RECORDS		RPI 51-100		RPI 101-150		RPI 150+
26-28-0		0-2-0	4-12-0		OVERALL		3-8-0		6-4-0		13-2-0
19-14-0		0-2-0	2-6-0		HOME		2-3-0		4-2-0		11-1-0
4-9-0		0-0-0	1-3-0		AWAY		1-5-0		2-1-0		0-0-0
3-5-0		0-0-0	1-3-0		NEUTRAL		0-0-0		0-1-0		2-1-0
18-19-0		0-2-0	1-7-0		NON-CONFERENCE		2-6-0		2-2-0		13-2-0
15-9-0		0-2-0	0-2-0		HOME		2-3-0		2-1-0		11-1-0
0-5-0		0-0-0	0-0-		AWAY		0-3-0		0-0-0		0-0-0
3-5-0		0-0-0	1-3-0		NEUTRAL		0-0-0		0-1-0		2-1-0
8-9-0		0-0-0	3-5-0		CONFERENCE		1-2-0		4-2-0		0-0-0
4-5-0		0-0-0	2-4-0		HOME		0-0-0		2-1-0		0-0-0
4-4-0		0-0-0	1-1-0		AWAY		1-2-0		2-1-0		0-0-0
0-0-0		0-0-0	0-0-0		NEUTRAL		0-0-0		0-0-0		0-0-0
RPI S	Opponent	Score		RPI S	Opponent	Score		RPI S	Opponent	Score	
7 H	Florida St.	1	13	31 N	Mississippi St.	3	6	52 A	South Fla.	0	1
7 H	Florida St.	0	7	41 H	USC Upstate	0	5	52 A	South Fla.	2	9
				41 H	USC Upstate	0	3	54 H	Fla. Atlantic	3	8
				41 H	USC Upstate	4	5	54 H	Fla. Atlantic	2	3
				42 H	Wisconsin	0	6	63 A	UCF	3	5
				43 A	FIU	1	4	63 H	UCF	1	5
				43 A	FIU	1	3	68 H	Boston College	3	1
				43 H	FIU	1	6	69 H	Hofstra	10	2
				45 N	Cal St. Fullerton	1	4	81 A	North Florida	5	2
				46 A	Kennesaw St.	3	0	81 A	North Florida	0	2
				46 A	Kennesaw St.	3	4	81 A	North Florida	4	6
				47 N	Fresno St.	4	3				
				47 N	Fresno St.	0	9				
				50 H	Lipscomb	3	2				
				50 H	Lipscomb	2	10				
				50 H	Lipscomb	4	0				
				LAST 10 GAMES							
				50 H	Lipscomb	4	0	111 A	Stetson	5	1
				50 H	Lipscomb	2	10	52 A	South Fla.	2	9
				50 H	Lipscomb	3	2	52 A	South Fla.	0	1
				111 A	Stetson	13	3	46 A	Kennesaw St.	3	0
				111 A	Stetson	0	3	46 A	Kennesaw St.	3	4

Non-Div. I Games:

FGCU

Average RPI Win:		169	WON-LOST RECORD		WINNING PCT. RANK		LAST 10 GAMES		STRENGTH OF SCHEDULE		OPP. STRENGTH OF SCHEDULE		TEAM RPI		ADJ RPI		CONF. RPI		ADJ CONF. RPI	
DIV. I ONLY			30-19-0		.61224 71		9-1-0		127		156		88		.53317 87		16		16	
DIV. I NON-CONF.			15-8-0		.65217 69		3-0-0		145		183		79		.5398 80		16		16	
TOTALS		RPI 1-25		RPI 26-50		W-L RECORDS		RPI 51-100		RPI 101-150		RPI 150+								
30-19-0		0-1-0		2-0-0		OVERALL		4-8-0		4-3-0		20-7-0								
13-3-0		0-0-0		0-0-0		HOME		0-0-0		2-0-0		11-3-0								
7-10-0		0-0-0		1-0-0		AWAY		4-5-0		0-3-0		2-2-0								
10-6-0		0-1-0		1-0-0		NEUTRAL		0-3-0		2-0-0		7-2-0								
15-8-0		0-1-0		2-0-0		NON-CONFERENCE		1-3-0		3-1-0		9-3-0								
3-0-0		0-0-0		0-0-0		HOME		0-0-0		1-0-0		2-0-0								
2-4-0		0-0-0		1-0-		AWAY		1-2-0		0-1-0		0-1-0								
10-4-0		0-1-0		1-0-0		NEUTRAL		0-1-0		2-0-0		7-2-0								
15-11-0		0-0-0		0-0-0		CONFERENCE		3-5-0		1-2-0		11-4-0								
10-3-0		0-0-0		0-0-0		HOME		0-0-0		1-0-0		9-3-0								
5-6-0		0-0-0		0-0-0		AWAY		3-3-0		0-2-0		2-1-0								
0-2-0		0-0-0		0-0-0		NEUTRAL		0-2-0		0-0-0		0-0-0								
RPI	S	Opponent		Score		RPI	S	Opponent		Score		RPI	S	Opponent		Score				
17	N	Kentucky		0 2		28	N	Tulsa		2 0		53	A	Central Mich.		2 1				
						42	A	Wisconsin		6 4		53	A	Central Mich.		1 9				
												53	A	Central Mich.		1 2				
												62	N	Ohio		2 3				
												62	N	Ohio		3 4				
												73	A	Murray St.		5 7				
												73	A	Murray St.		0 9				
												73	N	Murray St.		3 7				
												88	A	Southern Ill.		9 3				
												99	A	Kent St.		7 6				
												99	A	Kent St.		8 6				
												99	A	Kent St.		5 6				
														172 H Toledo		9 6				
														172 H Toledo		13 4				
														172 H Toledo		3 6				
														191 N Rutgers		6 2				
														191 N Rutgers		17 9				
														193 A Western Mich.		4 1				
														193 A Western Mich.		2 7				
														193 A Western Mich.		6 5				
														194 H Akron		3 0				
														194 H Akron		3 1				
														194 H Akron		3 10				
						LAST 10 GAMES								195 N South Dakota		4 1				
						172 H Toledo		13 4						198 H Valparaiso		5 2				
						172 H Toledo		9 6						198 H Valparaiso		7 4				
						172 H Toledo		3 6						202 H Bowling Green		10 5				
						42 A Wisconsin		6 4						202 H Bowling Green		5 11				
						217 H Eastern Mich.		5 2						202 H Bowling Green		7 3				

Non-Div. I Games:

Northern Ill.

RPI	S	Opponent	Score	
217	H	Eastern Mich.	13	5
217	H	Eastern Mich.	5	2
217	H	Eastern Mich.	8	3
222	N	Western Ill.	1	2
261	N	South Dakota St.	4	0
261	N	South Dakota St.	6	2
275	N	Alabama A&M	5	2

Northern Ill.

N
o
r
t
h
e
r
n
I
l
l
.

N
o
r
t
h
e
r
n
I
l
l
.

Average RPI Win: 143		WON-LOST RECORD	WINNING PCT. RANK	LAST 10 GAMES	STRENGTH OF SCHEDULE	OPP. STRENGTH OF SCHEDULE	TEAM RPI	ADJ RPI		CONF. RPI	ADJ CONF. RPI			
Average RPI Loss: 105														
DIV. I ONLY		30-22-0	.57692	90	8-2-0	101	118	89	.53019	88	13	13		
DIV. I NON-CONF.		13-14-0	.48148	147	0-0-0	105	151	128	.50471	129	13	13		
<hr/>														
TOTALS		RPI 1-25		RPI 26-50		W-L RECORDS		RPI 51-100		RPI 101-150		RPI 150+		
30-22-0		0-1-0		0-3-0		OVERALL		6-6-0		12-8-0		12-4-0		
12-5-0		0-1-0		0-1-0		HOME		2-2-0		5-1-0		5-0-0		
9-9-0		0-0-0		0-2-0		AWAY		3-3-0		2-2-0		4-2-0		
9-8-0		0-0-0		0-0-0		NEUTRAL		1-1-0		5-5-0		3-2-0		
<hr/>														
13-14-0		0-1-0		0-3-0		NON-CONFERENCE		1-3-0		6-5-0		6-2-0		
1-4-0		0-1-0		0-1-0		HOME		0-2-0		0-0-0		1-0-0		
3-2-0		0-0-0		0-0-		AWAY		0-0-0		1-0-0		2-0-0		
9-8-0		0-0-0		0-0-0		NEUTRAL		1-1-0		5-5-0		3-2-0		
<hr/>														
17-8-0		0-0-0		0-0-0		CONFERENCE		5-3-0		6-3-0		6-2-0		
11-1-0		0-0-0		0-0-0		HOME		2-0-0		5-1-0		4-0-0		
6-7-0		0-0-0		0-0-0		AWAY		3-3-0		1-2-0		2-2-0		
0-0-0		0-0-0		0-0-0		NEUTRAL		0-0-0		0-0-0		0-0-0		
<hr/>														
RPI	S	Opponent	Score		RPI	S	Opponent	Score		RPI	S	Opponent	Score	
17	H	Kentucky	1	7	31	A	Mississippi St.	2	5	58	A	Illinois St.	12	7
					31	A	Mississippi St.	2	6	58	A	Illinois St.	7	5
					44	H	SIUE	0	4	58	A	Illinois St.	7	8
										73	H	Murray St.	7	8
										76	A	UNI	7	6
										76	A	UNI	0	4
										76	A	UNI	2	5
										77	H	Wichita St.	3	2
										77	H	Wichita St.	5	4
										81	N	North Florida	5	3
										87	H	Northern Ill.	3	9
										91	N	Nevada	2	3
										103	N	Eastern Ill.	7	5
										103	N	Eastern Ill.	0	7
										104	N	Michigan St.	4	2
										107	N	Nicholls St.	1	3
										115	N	DePaul	1	2
										118	N	Massachusetts	7	0
										121	N	Army West Point	7	0
										123	H	Drake	6	1
										123	H	Drake	6	2
										123	H	Drake	1	0
										129	A	UNLV	1	0
										131	N	New Mexico St.	0	1
										131	N	New Mexico St.	4	7
										135	N	UAB	4	3
										139	H	Bradley	2	1
										139	H	Bradley	5	6
										139	H	Bradley	6	1
										149	A	Loyola Chicago	1	2
										149	A	Loyola Chicago	2	3
										149	A	Loyola Chicago	1	0
										152	H	Missouri St.	3	2
										152	H	Missouri St.	10	2
										152	H	Missouri St.	5	0
										154	A	Evansville	0	1
										154	A	Evansville	10	7
										154	H	Evansville	1	0
										156	N	Boston U.	4	5
<hr/>														
LAST 10 GAMES														
					152	H	Missouri St.	3	2	154	H	Evansville	1	0
					152	H	Missouri St.	10	2	77	H	Wichita St.	5	4
					152	H	Missouri St.	5	0	77	H	Wichita St.	3	2
					178	A	Indiana St.	9	1	154	A	Evansville	10	7
					178	A	Indiana St.	1	2	154	A	Evansville	0	1

Non-Div. I Games:

Southern Ill.

RPI	S	Opponent	Score	
169	A	Southeast Mo. St.	3	1
178	A	Indiana St.	9	1
178	A	Indiana St.	1	2
221	N	North Dakota	3	5
222	H	Western Ill.	3	2
224	A	Southern Utah	14	2
245	N	Portland St.	10	2
271	N	Mississippi Val.	5	0
292	N	Coppin St.	11	0

Southern Ill.

S
o
u
t
h
e
r
n
I
l
l
.

S
o
u
t
h
e
r
n
I
l
l
.

Average RPI Win: 153		WON-LOST	WINNING	LAST 10	STRENGTH OF		OPP. STRENGTH	TEAM	ADJ		CONF.	ADJ CONF.			
Average RPI Loss: 82		RECORD	PCT. RANK	GAMES	SCHEDULE		OF SCHEDULE	RPI	RPI		RPI	RPI			
DIV. I ONLY		27-20-0	.57447	93	5-5-0		116	86	93		.52964	89			
DIV. I NON-CONF.		19-7-0	.73077	45	4-0-0		238	104	74		.54015	79			
TOTALS		RPI 1-25	RPI 26-50		W-L RECORDS		RPI 51-100		RPI 101-150		RPI 150+				
27-20-0		0-1-0	2-6-0		OVERALL		5-8-0		6-2-0		14-3-0				
16-8-0		0-0-0	2-3-0		HOME		1-2-0		5-2-0		8-1-0				
6-10-0		0-0-0	0-2-0		AWAY		3-6-0		0-0-0		3-2-0				
5-2-0		0-1-0	0-1-0		NEUTRAL		1-0-0		1-0-0		3-0-0				
19-7-0		0-1-0	0-5-0		NON-CONFERENCE		1-0-0		5-0-0		13-1-0				
12-3-0		0-0-0	0-2-0		HOME		0-0-0		4-0-0		8-1-0				
2-2-0		0-0-0	0-0-		AWAY		0-0-0		0-0-0		2-0-0				
5-2-0		0-1-0	0-1-0		NEUTRAL		1-0-0		1-0-0		3-0-0				
8-13-0		0-0-0	2-1-0		CONFERENCE		4-8-0		1-2-0		1-2-0				
4-5-0		0-0-0	2-1-0		HOME		1-2-0		1-2-0		0-0-0				
4-8-0		0-0-0	0-0-0		AWAY		3-6-0		0-0-0		1-2-0				
0-0-0		0-0-0	0-0-0		NEUTRAL		0-0-0		0-0-0		0-0-0				
RPI S	Opponent	Score		RPI S	Opponent	Score		RPI S	Opponent	Score		RPI S	Opponent	Score	
12 N	Minnesota	1	5	29 N	Texas St.	0	3	51 A	San Jose St.	2	3	102 N	Weber St.	4	0
				33 A	Texas	2	7	51 A	San Jose St.	5	0	129 H	UNLV	4	7
				33 A	Texas	0	8	51 A	San Jose St.	5	4	129 H	UNLV	6	7
				40 H	San Diego St.	7	4	64 H	Utah St.	2	6	129 H	UNLV	5	0
				40 H	San Diego St.	11	5	64 H	Utah St.	3	0	130 H	Penn St.	4	0
				40 H	San Diego St.	4	9	64 H	Utah St.	0	4	130 H	Penn St.	6	5
				42 H	Wisconsin	0	16	76 N	UNI	4	2	137 H	Texas Tech	10	2
				42 H	Wisconsin	1	8	91 A	Nevada	4	5	137 H	Texas Tech	4	3
								91 A	Nevada	7	8	163 A	New Mexico	3	7
								91 A	Nevada	4	5	163 A	New Mexico	6	8
								92 A	Boise St.	3	10	163 A	New Mexico	12	2
								92 A	Boise St.	9	4	177 N	Maryland	14	5
								92 A	Boise St.	5	8	177 N	Maryland	6	3
												195 H	South Dakota	1	0
												195 H	South Dakota	6	0
												196 H	Maine	5	6
												196 H	Maine	5	4
												204 H	Idaho St.	8	0
												204 N	Idaho St.	5	2
												220 A	Northern Colo.	8	5
												220 A	Northern Colo.	3	1
												220 H	Northern Colo.	7	0
												220 H	Northern Colo.	3	0
												274 H	Buffalo	3	0
												274 H	Buffalo	8	0
LAST 10 GAMES				195 H	South Dakota	1	0	91 A	Nevada	7	8	220 H	Northern Colo.	3	0
				137 H	Texas Tech	4	3	91 A	Nevada	4	5	274 H	Buffalo	3	0
				195 H	South Dakota	6	0	129 H	UNLV	5	0	274 H	Buffalo	8	0
				137 H	Texas Tech	10	2	129 H	UNLV	4	7				
				91 A	Nevada	4	5	129 H	UNLV	6	7				

Non-Div. I Games:

Colorado St.

Average RPI Win:		146	WON-LOST		WINNING		LAST 10		STRENGTH OF		OPP. STRENGTH		TEAM		ADJ		CONF.		ADJ CONF.					
Average RPI Loss:		72	RECORD		PCT. RANK		GAMES		SCHEDULE		OF SCHEDULE		RPI		RPI		RPI		RPI					
DIV. I ONLY			25-30-0		.45455		168		3-7-0		36		78		96		.52962		90		12		12	
DIV. I NON-CONF.			14-17-0		.45161		166		1-4-0		10		51		68		.54803		70		11		11	
TOTALS		RPI 1-25		RPI 26-50				W-L RECORDS				RPI 51-100				RPI 101-150				RPI 150+				
25-30-0		1-4-0		0-8-0				OVERALL				6-12-0				6-5-0				12-1-0				
13-7-0		0-0-0		0-3-0				HOME				3-2-0				2-1-0				8-1-0				
4-21-0		1-4-0		0-5-0				AWAY				1-8-0				2-4-0				0-0-0				
8-2-0		0-0-0		0-0-0				NEUTRAL				2-2-0				2-0-0				4-0-0				
14-17-0		1-4-0		0-5-0				NON-CONFERENCE				4-5-0				3-2-0				6-1-0				
3-5-0		0-0-0		0-3-0				HOME				1-1-0				0-0-0				2-1-0				
3-10-0		1-4-0		0-0-				AWAY				1-2-0				1-2-0				0-0-0				
8-2-0		0-0-0		0-0-0				NEUTRAL				2-2-0				2-0-0				4-0-0				
11-13-0		0-0-0		0-3-0				CONFERENCE				2-7-0				3-3-0				6-0-0				
10-2-0		0-0-0		0-0-0				HOME				2-1-0				2-1-0				6-0-0				
1-11-0		0-0-0		0-3-0				AWAY				0-6-0				1-2-0				0-0-0				
0-0-0		0-0-0		0-0-0				NEUTRAL				0-0-0				0-0-0				0-0-0				
RPI	S	Opponent		Score		RPI	S	Opponent		Score		RPI	S	Opponent		Score		RPI	S	Opponent		Score		
1	A	Florida		0	8	30	H	Arkansas		0	7	54	H	Fla. Atlantic		1	3	101	H	Southern Miss.		9	6	
1	A	Florida		0	9	30	H	Arkansas		0	11	54	H	Fla. Atlantic		3	2	101	H	Southern Miss.		1	4	
1	A	Florida		1	8	33	A	Texas		0	6	54	H	Fla. Atlantic		2	0	101	H	Southern Miss.		4	1	
10	A	Baylor		3	2	37	A	Oklahoma St.		1	13	59	H	Saint Francis (PA)		2	0	116	N	Lamar University		6	3	
11	A	Oklahoma		0	8	37	H	Oklahoma St.		2	10	59	H	Saint Francis (PA)		2	11	116	N	Lamar University		2	1	
						43	A	FIU		0	1	70	N	Grand Canyon		3	7	126	A	Abilene Christian		2	6	
						43	A	FIU		1	2	70	N	Grand Canyon		3	9	135	A	UAB		1	2	
						43	A	FIU		3	8	77	N	Wichita St.		14	10	135	A	UAB		1	0	
												77	N	Wichita St.		7	2	135	A	UAB		2	3	
												84	A	UT Arlington		3	2	137	A	Texas Tech		5	6	
												95	A	UNCW		2	7	137	A	Texas Tech		12	11	
												95	A	UNCW		0	5	159	H	UTSA		1	0	
												97	A	Louisiana Tech		1	5	159	H	UTSA		7	4	
												97	A	Louisiana Tech		3	5	159	H	UTSA		6	5	
												97	A	Louisiana Tech		4	6	185	H	UMass Lowell		6	8	
												100	A	Charlotte		3	8	185	H	UMass Lowell		6	0	
												100	A	Charlotte		6	8	192	H	SFA		6	1	
												100	A	Charlotte		0	10	227	N	Appalachian St.		7	3	
																		227	N	Appalachian St.		1	0	
																		234	N	Florida A&M		6	2	
																		239	H	UTEP		9	1	
																		239	H	UTEP		8	6	
																		239	H	UTEP		2	0	
																		272	N	UMBC		6	2	
LAST 10 GAMES																								
						1	A	Florida		1	8	97	A	Louisiana Tech		4	6	239	H	UTEP		2	0	
						234	N	Florida A&M		6	2	97	A	Louisiana Tech		3	5	272	N	UMBC		6	2	
												33	A	Texas		0	6							
												54	H	Fla. Atlantic		2	0							
												54	H	Fla. Atlantic		3	2							

Non-Div. I Games:

North Texas

Average RPI Win: 143		WON-LOST RECORD		WINNING PCT. RANK		LAST 10 GAMES		STRENGTH OF SCHEDULE		OPP. STRENGTH OF SCHEDULE		TEAM RPI		ADJ RPI		CONF. RPI		ADJ CONF. RPI	
DIV. I ONLY		27-21-0		.5625 102		6-4-0		91		121		91		.5293 91		6		9	
DIV. I NON-CONF.		15-12-0		.55556 110		1-2-0		207		191		137		.49894 136		10		10	
TOTALS		RPI 1-25		RPI 26-50		W-L RECORDS		RPI 51-100		RPI 101-150		RPI 150+							
27-21-0		1-1-0		2-1-0		OVERALL		7-9-0		5-5-0		12-5-0							
8-5-0		0-0-0		0-0-0		HOME		4-2-0		2-1-0		2-2-0							
7-10-0		0-0-0		2-1-0		AWAY		1-4-0		1-2-0		3-1-0							
12-6-0		1-1-0		0-0-0		NEUTRAL		2-3-0		2-2-0		7-0-0							
15-12-0		1-1-0		0-0-0		NON-CONFERENCE		1-3-0		3-4-0		10-4-0							
2-2-0		0-0-0		0-0-0		HOME		0-0-0		0-0-0		2-2-0							
2-6-0		0-0-0		0-0-		AWAY		0-2-0		1-2-0		1-2-0							
11-4-0		1-1-0		0-0-0		NEUTRAL		1-1-0		2-2-0		7-0-0							
12-9-0		0-0-0		2-1-0		CONFERENCE		6-6-0		2-1-0		2-1-0							
6-3-0		0-0-0		0-0-0		HOME		4-2-0		2-1-0		0-0-0							
5-4-0		0-0-0		2-1-0		AWAY		1-2-0		0-0-0		2-1-0							
1-2-0		0-0-0		0-0-0		NEUTRAL		1-2-0		0-0-0		0-0-0							
RPI S	Opponent	Score		RPI S	Opponent	Score		RPI S	Opponent	Score		RPI S	Opponent	Score					
16 N	Utah	7	6	47 A	Fresno St.	1	9	51 N	San Jose St.	0	2	105 N	UC Santa Barbara	1	5				
18 N	BYU	0	8	47 A	Fresno St.	7	4	51 N	San Jose St.	0	8	107 N	Nicholls St.	1	0				
				47 A	Fresno St.	8	4	51 N	San Jose St.	6	2	121 N	Army West Point	5	6				
								64 H	Utah St.	5	17	129 H	UNLV	2	0				
								64 H	Utah St.	6	2	129 H	UNLV	7	12				
								64 H	Utah St.	3	6	129 H	UNLV	7	2				
								70 A	Grand Canyon	3	11	132 A	Kansas	3	6				
								70 A	Grand Canyon	5	11	132 A	Kansas	5	13				
								82 N	UT Martin	4	12	132 A	Kansas	5	4				
								88 N	Southern Ill.	3	2	138 N	Iowa St.	9	1				
								89 H	Colorado St.	5	4	158 A	Southeastern La.	3	1				
								89 H	Colorado St.	8	7	163 A	New Mexico	10	2				
								89 H	Colorado St.	5	4	163 A	New Mexico	8	2				
								92 A	Boise St.	5	8	163 A	New Mexico	6	9				
								92 A	Boise St.	9	1	181 A	Sacramento St.	0	5				
								92 A	Boise St.	5	7	181 A	Sacramento St.	0	3				
												183 N	Binghamton	8	0				
												203 H	Utah Valley	7	6				
												203 H	Utah Valley	7	11				
												224 N	Southern Utah	4	3				
												224 N	Southern Utah	6	1				
												239 N	UTEP	6	1				
												243 H	Saint Mary's (CA)	7	3				
												243 H	Saint Mary's (CA)	4	9				
												245 N	Portland St.	10	3				
												249 N	Rhode Island	9	0				
												249 N	Rhode Island	9	3				
LAST 10 GAMES				92 A	Boise St.	5	7	89 H	Colorado St.	5	4	243 H	Saint Mary's (CA)	7	3				
				92 A	Boise St.	9	1	132 A	Kansas	5	13	243 H	Saint Mary's (CA)	4	9				
				92 A	Boise St.	5	8	132 A	Kansas	3	6	245 N	Portland St.	10	3				
				89 H	Colorado St.	5	4	132 A	Kansas	5	4	249 N	Rhode Island	9	0				
				89 H	Colorado St.	8	7	129 H	UNLV	7	2	249 N	Rhode Island	9	3				

Non-Div. I Games:

Nevada

Average RPI Win: Average RPI Loss:	164 77	WON-LOST RECORD	WINNING PCT. RANK	LAST 10 GAMES		STRENGTH OF SCHEDULE	OPP. STRENGTH OF SCHEDULE	TEAM RPI	ADJ RPI	CONF. RPI	ADJ CONF. RPI
DIV. I ONLY		27-18-0	.6 78	4-6-0		129	124	90	.52874 92	6	9
DIV. I NON-CONF.		18-6-0	.75 37	0-0-0		277	236	108	.51569 111	10	10
TOTALS	RPI 1-25	RPI 26-50		W-L RECORDS		RPI 51-100		RPI 101-150		RPI 150+	
27-18-0	0-0-0	2-4-0		OVERALL		6-10-0		6-3-0		13-1-0	
7-9-0	0-0-0	1-2-0		HOME		5-6-0		0-1-0		1-0-0	
8-8-0	0-0-0	1-2-0		AWAY		0-4-0		4-2-0		3-0-0	
12-1-0	0-0-0	0-0-0		NEUTRAL		1-0-0		2-0-0		9-1-0	
18-6-0	0-0-0	0-0-0		NON-CONFERENCE		1-3-0		4-2-0		13-1-0	
1-3-0	0-0-0	0-0-0		HOME		0-2-0		0-1-0		1-0-0	
5-2-0	0-0-0	0-0-		AWAY		0-1-0		2-1-0		3-0-0	
12-1-0	0-0-0	0-0-0		NEUTRAL		1-0-0		2-0-0		9-1-0	
9-12-0	0-0-0	2-4-0		CONFERENCE		5-7-0		2-1-0		0-0-0	
6-6-0	0-0-0	1-2-0		HOME		5-4-0		0-0-0		0-0-0	
3-6-0	0-0-0	1-2-0		AWAY		0-3-0		2-1-0		0-0-0	
0-0-0	0-0-0	0-0-0		NEUTRAL		0-0-0		0-0-0		0-0-0	
RPI S Opponent	Score	RPI S Opponent	Score	RPI S Opponent	Score	RPI S Opponent	Score	RPI S Opponent	Score		
		40 H San Diego St.	0 14	51 A San Jose St.	2 6	102 H Weber St.	5 6				
		40 H San Diego St.	6 4	51 A San Jose St.	0 1	102 N Weber St.	7 1				
		40 H San Diego St.	6 10	51 A San Jose St.	1 3	129 A UNLV	4 8				
		47 A Fresno St.	2 8	64 H Utah St.	4 2	129 A UNLV	6 1				
		47 A Fresno St.	0 9	64 H Utah St.	3 7	129 A UNLV	5 1				
		47 A Fresno St.	2 1	64 H Utah St.	1 4	135 N UAB	4 2				
				67 H CSUN	0 1	140 A Montana	4 3				
				67 H CSUN	1 16	140 A Montana	1 3				
				72 A Hawaii	3 5	146 A Loyola Marymount	5 0				
				89 H Colorado St.	8 5	181 N Sacramento St.	3 8				
				89 H Colorado St.	4 9	186 A Charleston So.	7 0				
				89 H Colorado St.	10 3	186 A Charleston So.	10 4				
				91 H Nevada	1 9	186 A Charleston So.	5 2				
				91 H Nevada	8 5	214 N Quinnipiac	25 12				
				91 H Nevada	7 5	221 N North Dakota	6 3				
				96 N Memphis	2 1	224 N Southern Utah	9 1				
						225 N Presbyterian	11 0				
						235 H Santa Clara	4 0				
						239 N UTEP	16 7				
						259 N Bryant	8 0				
						288 N UMES	8 0				
						290 N Hartford	10 1				
						294 N South Carolina St.	12 0				
		LAST 10 GAMES									
		91 H Nevada	7 5	40 H San Diego St.	6 4						
		91 H Nevada	1 9	51 A San Jose St.	1 3						
		91 H Nevada	8 5	51 A San Jose St.	0 1						
		40 H San Diego St.	6 10	51 A San Jose St.	2 6						
		40 H San Diego St.	0 14	129 A UNLV	6 1						

Non-Div. I Games:

Boise St.

Non-Div. I Games:

Tie, Loss, Non-Conf,S Site, H Home, A Away, N Neutral Page 123

RPI	S	Opponent	Score	
242	A	Drexel	13	5
242	A	Drexel	3	0
276	A	N.C. A&T	1	0
276	H	N.C. A&T	5	4
279	H	N.C. Central	6	1
279	H	N.C. Central	10	2
283	H	Norfolk St.	7	5
283	H	Norfolk St.	3	0
284	H	Fairleigh Dickinson	8	1
284	H	Fairleigh Dickinson	8	0

Elon

Elon

Elon

Average RPI Win:		159	WON-LOST RECORD		WINNING PCT. RANK		LAST 10 GAMES		STRENGTH OF SCHEDULE		OPP. STRENGTH OF SCHEDULE		TEAM RPI		ADJ RPI		CONF. RPI		ADJ CONF. RPI	
DIV. I ONLY			27-27-0		.5 141		4-6-0		65		106		100		.52831 94		12		12	
DIV. I NON-CONF.			17-14-0		.54839 115		1-2-0		73		122		83		.53697 82		11		11	
TOTALS		RPI 1-25		RPI 26-50		W-L RECORDS		RPI 51-100		RPI 101-150		RPI 150+								
27-27-0		0-2-0		1-9-0		OVERALL		5-7-0		4-4-0		17-5-0								
14-10-0		0-0-0		0-0-0		HOME		5-4-0		4-4-0		5-2-0								
9-14-0		0-2-0		1-9-0		AWAY		0-1-0		0-0-0		8-2-0								
4-3-0		0-0-0		0-0-0		NEUTRAL		0-2-0		0-0-0		4-1-0								
17-14-0		0-2-0		1-3-0		NON-CONFERENCE		3-3-0		1-2-0		12-4-0								
9-4-0		0-0-0		0-0-0		HOME		3-0-0		1-2-0		5-2-0								
4-7-0		0-2-0		1-0-		AWAY		0-1-0		0-0-0		3-1-0								
4-3-0		0-0-0		0-0-0		NEUTRAL		0-2-0		0-0-0		4-1-0								
10-13-0		0-0-0		0-6-0		CONFERENCE		2-4-0		3-2-0		5-1-0								
5-6-0		0-0-0		0-0-0		HOME		2-4-0		3-2-0		0-0-0								
5-7-0		0-0-0		0-6-0		AWAY		0-0-0		0-0-0		5-1-0								
0-0-0		0-0-0		0-0-0		NEUTRAL		0-0-0		0-0-0		0-0-0								
RPI	S	Opponent		Score		RPI	S	Opponent		Score		RPI	S	Opponent		Score				
11	A	Oklahoma		1	2	26	A	Marshall		4	10	54	H	Fla. Atlantic		2	7			
11	A	Oklahoma		0	9	26	A	Marshall		3	6	54	H	Fla. Atlantic		1	4			
						26	A	Marshall		3	5	54	H	Fla. Atlantic		1	5			
						31	A	Mississippi St.		1	0	55	A	Louisville		0	1			
						39	A	Jacksonville St.		0	6	57	N	Georgia St.		1	2			
						43	A	FIU		2	4	57	N	Georgia St.		1	13			
						43	A	FIU		1	4	58	H	Illinois St.		8	2			
						43	A	FIU		0	3	62	H	Ohio		6	2			
						50	A	Lipscomb		1	4	73	H	Murray St.		1	0			
						50	A	Lipscomb		2	4	100	H	Charlotte		0	2			
												100	H	Charlotte		3	2			
												100	H	Charlotte		12	5			
LAST 10 GAMES						LAST 10 GAMES						LAST 10 GAMES								
151	A	Eastern Ky.		3	2	101	H	Southern Miss.		11	6	202	H	Bowling Green		4	6			
151	A	Eastern Ky.		6	11	101	H	Southern Miss.		4	1	202	H	Bowling Green		7	2			
43	A	FIU		2	4	55	A	Louisville		0	1	210	A	Samford		7	4			
43	A	FIU		0	3	100	H	Charlotte		0	2	211	H	Wright St.		4	3			
43	A	FIU		1	4	100	H	Charlotte		3	2	218	H	IUPUI		8	3			
												222	H	Western Ill.		4	1			
												239	A	UTEP		7	2			

Non-Div. I Games:

Western Ky.

RPI	S	Opponent	Score	
239	A	UTEP	18	8
239	A	UTEP	2	10
275	A	Alabama A&M	4	0

Western Ky.

W
e
s
t
e
r
n
K
y
.

W
e
s
t
e
r
n
K
y
.

UNCW				Through Games Of May 7, 2017											
Average RPI Win: 173		WON-LOST	WINNING	LAST 10	STRENGTH OF		OPP. STRENGTH	TEAM	ADJ		CONF.	ADJ CONF.			
Average RPI Loss: 117		RECORD	PCT. RANK	GAMES	SCHEDULE		OF SCHEDULE	RPI	RPI		RPI	RPI			
DIV. I ONLY		31-16-1	.65625	48	3-7-0		169	148	86	.52801	95	11	11		
DIV. I NON-CONF.		21-6-1	.76786	34	1-0-0		260	227	82	.52817	91	12	12		

TOTALS		RPI 1-25	RPI 26-50		W-L RECORDS		RPI 51-100		RPI 101-150		RPI 150+				
31-16-1		0-3-0	0-0-0		OVERALL		7-4-0		7-5-0		17-4-1				
20-7-0		0-0-0	0-0-0		HOME		2-3-0		5-1-0		13-3-0				
7-8-1		0-3-0	0-0-0		AWAY		5-1-0		1-3-0		1-1-1				
4-1-0		0-0-0	0-0-0		NEUTRAL		0-0-0		1-1-0		3-0-0				

21-6-1		0-1-0	0-0-0		NON-CONFERENCE		2-0-0		5-1-0		14-4-1				
15-3-0		0-0-0	0-0-0		HOME		2-0-0		3-0-0		10-3-0				
2-2-1		0-1-0	0-0-		AWAY		0-0-0		1-0-0		1-1-1				
4-1-0		0-0-0	0-0-0		NEUTRAL		0-0-0		1-1-0		3-0-0				

10-10-0		0-2-0	0-0-0		CONFERENCE		5-4-0		2-4-0		3-0-0				
5-4-0		0-0-0	0-0-0		HOME		0-3-0		2-1-0		3-0-0				
5-6-0		0-2-0	0-0-0		AWAY		5-1-0		0-3-0		0-0-0				
0-0-0		0-0-0	0-0-0		NEUTRAL		0-0-0		0-0-0		0-0-0				

RPI	S	Opponent	Score	RPI	S	Opponent	Score	RPI	S	Opponent	Score	RPI	S	Opponent	Score
13	A	James Madison	0 4					69	H	Hofstra	3 5	104	N	Michigan St.	7 8
13	A	James Madison	1 4					69	H	Hofstra	0 6	110	A	North Carolina St.	6 0
25	A	Georgia	3 7					69	H	Hofstra	0 4	117	A	Delaware	1 2
								79	A	Col. of Charleston	2 1	117	A	Delaware	0 1
								79	A	Col. of Charleston	6 3	117	A	Delaware	3 4
								79	A	Col. of Charleston	1 0	122	H	East Carolina	6 3
								90	H	North Texas	7 2	122	H	East Carolina	7 2
								90	H	North Texas	5 0	127	N	Virginia	2 1
								93	A	Elon	2 1	144	H	Towson	3 0
								93	A	Elon	4 5	144	H	Towson	1 0
								93	A	Elon	6 3	144	H	Towson	2 4
												145	H	Campbell	1 0
												185	H	UMass Lowell	4 0
												185	H	UMass Lowell	10 9
												186	A	Charleston So.	1 2
												186	A	Charleston So.	11 5
												188	N	ETSU	6 4
												200	H	Youngstown St.	7 0
												215	H	Hampton	5 4
												215	H	Hampton	4 1
												227	H	Appalachian St.	14 2
												228	H	Siena	1 4
												232	N	Central Conn. St.	10 0
												232	N	Central Conn. St.	8 0
												240	H	Georgetown	4 1
												240	H	Georgetown	1 5
												242	H	Drexel	3 0

LAST 10 GAMES															
				117	A	Delaware	0 1	144	H	Towson	2 4	232	N	Central Conn. St.	10 0
				117	A	Delaware	1 2	13	A	James Madison	1 4	232	N	Central Conn. St.	8 0
				117	A	Delaware	3 4	13	A	James Madison	0 4	240	H	Georgetown	4 1
				144	H	Towson	1 0	110	A	North Carolina St.	6 0	240	H	Georgetown	1 5
				144	H	Towson	3 0	69	H	Hofstra	0 4	242	H	Drexel	3 0

U
N
C
W

Non-Div. I Games:

UNCW

RPI	S	Opponent	Score	
242	H	Drexel	6	1
242	H	Drexel	4	1
258	H	Robert Morris	3	2
272	H	UMBC	7	1
272	H	UMBC	4	6
273	H	St. Bonaventure	10	1
276	A	N.C. A&T	4	4

UNCW

M
e
m
p
h
i
s

Memphis

Average RPI Win:		170	WON-LOST RECORD		WINNING PCT. RANK	LAST 10 GAMES		STRENGTH OF SCHEDULE		OPP. STRENGTH OF SCHEDULE	TEAM RPI	ADJ RPI	CONF. RPI	ADJ CONF. RPI			
Average RPI Loss:		82															
DIV. I ONLY			33-21-0		.61111	72	4-6-0		170	100	99	.52719	97	12	12		
DIV. I NON-CONF.			17-13-0		.56667	107	0-1-0		175	120	112	.51789	105	11	11		
TOTALS		RPI 1-25		RPI 26-50		W-L RECORDS		RPI 51-100		RPI 101-150		RPI 150+					
33-21-0		1-4-0		0-7-0		OVERALL		6-2-0		7-3-0		19-5-0					
21-5-0		0-0-0		0-1-0		HOME		6-1-0		0-1-0		15-2-0					
7-12-0		0-2-0		0-5-0		AWAY		0-1-0		6-1-0		1-3-0					
5-4-0		1-2-0		0-1-0		NEUTRAL		0-0-0		1-1-0		3-0-0					
17-13-0		1-4-0		0-4-0		NON-CONFERENCE		1-1-0		1-3-0		14-1-0					
12-2-0		0-0-0		0-1-0		HOME		1-0-0		0-1-0		11-0-0					
0-7-0		0-2-0		0-0-		AWAY		0-1-0		0-1-0		0-1-0					
5-4-0		1-2-0		0-1-0		NEUTRAL		0-0-0		1-1-0		3-0-0					
16-8-0		0-0-0		0-3-0		CONFERENCE		5-1-0		6-0-0		5-4-0					
9-3-0		0-0-0		0-0-0		HOME		5-1-0		0-0-0		4-2-0					
7-5-0		0-0-0		0-3-0		AWAY		0-0-0		6-0-0		1-2-0					
0-0-0		0-0-0		0-0-0		NEUTRAL		0-0-0		0-0-0		0-0-0					
RPI	S	Opponent		Score		RPI	S	Opponent		Score		RPI	S	Opponent		Score	
11	N	Oklahoma		1	5	31	N	Mississippi St.		4	5	76	H	UNI		8	0
15	A	LSU		0	5	33	A	Texas		2	9	90	H	North Texas		6	4
22	N	South Carolina		3	4	33	A	Texas		5	6	90	H	North Texas		5	3
22	N	South Carolina		5	1	43	A	FIU		1	4	90	H	North Texas		5	1
23	A	Ole Miss		3	4	43	A	FIU		0	4	96	A	Memphis		2	5
						43	A	FIU		3	6	100	H	Charlotte		3	4
						49	H	McNeese		7	13	100	H	Charlotte		8	0
												100	H	Charlotte		8	0

Non-Div. I Games:

Louisiana Tech

RPI	S	Opponent	Score	
239	H	UTEP	4	2
246	H	Incarnate Word	1	0
267	N	Tennessee St.	10	0
277	H	Ark.-Pine Bluff	10	0
277	N	Ark.-Pine Bluff	12	1
295	H	Grambling	15	0
295	H	Grambling	6	0

Louisiana Tech

L
o
u
i
s
i
a
n
a
T
e
c
h

L
o
u
i
s
i
a
n
a
T
e
c
h

Average RPI Win:	179	WON-LOST RECORD	WINNING PCT. RANK	LAST 10 GAMES		STRENGTH OF SCHEDULE	OPP. STRENGTH OF SCHEDULE	TEAM RPI	ADJ RPI	CONF. RPI	ADJ CONF. RPI				
DIV. I ONLY		32-22-0	.59259	84	3-7-0	150	104	98	.52612	98	7	8			
DIV. I NON-CONF.		22-6-0	.78571	31	0-1-0	258	202	76	.54082	77	9	9			
<hr/>															
TOTALS	RPI 1-25		RPI 26-50		W-L RECORDS		RPI 51-100		RPI 101-150		RPI 150+				
32-22-0	1-5-0		0-2-0		OVERALL		2-8-0		10-5-0		19-2-0				
31-9-0	1-2-0		0-2-0		HOME		1-2-0		10-2-0		19-1-0				
1-13-0	0-3-0		0-0-0		AWAY		1-6-0		0-3-0		0-1-0				
0-0-0	0-0-0		0-0-0		NEUTRAL		0-0-0		0-0-0		0-0-0				
22-6-0	1-2-0		0-0-0		NON-CONFERENCE		0-1-0		5-1-0		16-2-0				
22-4-0	1-2-0		0-0-0		HOME		0-0-0		5-1-0		16-1-0				
0-2-0	0-0-0		0-0-		AWAY		0-1-0		0-0-0		0-1-0				
0-0-0	0-0-0		0-0-0		NEUTRAL		0-0-0		0-0-0		0-0-0				
10-16-0	0-3-0		0-2-0		CONFERENCE		2-7-0		5-4-0		3-0-0				
9-5-0	0-0-0		0-2-0		HOME		1-2-0		5-1-0		3-0-0				
1-11-0	0-3-0		0-0-0		AWAY		1-5-0		0-3-0		0-0-0				
0-0-0	0-0-0		0-0-0		NEUTRAL		0-0-0		0-0-0		0-0-0				
RPI	S	Opponent	Score	RPI	S	Opponent	Score	RPI	S	Opponent	Score				
14	H	Alabama	0 6	29	H	Texas St.	4 5	56	A	South Ala.	0 6	106	H	La.-Monroe	3 1
14	H	Alabama	3 9	29	H	Texas St.	0 3	56	A	South Ala.	2 0	106	H	La.-Monroe	3 6
19	A	Louisiana	0 8					56	A	South Ala.	1 6	106	H	La.-Monroe	6 4
19	A	Louisiana	0 9					57	H	Georgia St.	1 8	112	A	Ga. Southern	1 9
19	A	Louisiana	4 13					57	H	Georgia St.	8 2	112	A	Ga. Southern	0 8
22	H	South Carolina	3 2					57	H	Georgia St.	1 5	112	A	Ga. Southern	7 8
								79	A	Col. of Charleston	1 2	119	H	Troy	4 3
								84	A	UT Arlington	3 4	119	H	Troy	3 2
								84	A	UT Arlington	0 2	119	H	Troy	6 5
								84	A	UT Arlington	5 8	124	H	UNCG	12 2
												124	H	UNCG	1 2
												130	H	Penn St.	3 1
												144	H	Towson	4 3
												145	H	Campbell	3 2
												148	H	Morehead St.	10 0
												153	H	Winthrop	3 1
												153	H	Winthrop	3 4
												160	H	Virginia Tech	6 4
												171	H	UConn	2 0
												185	H	UMass Lowell	5 3
												186	A	Charleston So.	1 2
												200	H	Youngstown St.	5 1
												200	H	Youngstown St.	9 1
												221	H	North Dakota	2 1
												221	H	North Dakota	8 0
												227	H	Appalachian St.	3 2
												227	H	Appalachian St.	5 1

Non-Div. I Games:

Coastal Caro.

RPI	S	Opponent	Score	
227	H	Appalachian St.	5	2
254	H	UMKC	7	0
254	H	UMKC	3	2
258	H	Robert Morris	6	2
263	H	Northern Ky.	2	1
263	H	Northern Ky.	5	2
281	H	Cleveland St.	12	0
281	H	Cleveland St.	5	0
289	H	Rider	11	0

Coastal Caro.

C
o
a
s
t
a
l
C
a
r
o
.

C
o
a
s
t
a
l
C
a
r
o
.

Average RPI Win:	183	WON-LOST RECORD	WINNING PCT. RANK	LAST 10 GAMES	STRENGTH OF SCHEDULE	OPP. STRENGTH OF SCHEDULE	TEAM RPI	ADJ RPI	CONF. RPI	ADJ CONF. RPI
DIV. I ONLY		27-25-0	.51923 131	9-1-0	57	162	95	.52539 99	16	16
DIV. I NON-CONF.		12-16-0	.42857 174	2-1-0	23	143	100	.51868 102	16	16
<hr/>										
TOTALS	RPI 1-25	RPI 26-50		W-L RECORDS		RPI 51-100		RPI 101-150		RPI 150+
27-25-0	0-8-0	0-1-0		OVERALL		5-7-0		1-3-0		21-6-0
6-5-0	0-0-0	0-0-0		HOME		2-3-0		1-2-0		3-0-0
14-11-0	0-5-0	0-1-0		AWAY		2-3-0		0-0-0		12-2-0
7-9-0	0-3-0	0-0-0		NEUTRAL		1-1-0		0-1-0		6-4-0
12-16-0	0-8-0	0-1-0		NON-CONFERENCE		1-2-0		0-1-0		11-4-0
0-0-0	0-0-0	0-0-0		HOME		0-0-0		0-0-0		0-0-0
5-7-0	0-5-0	0-0-		AWAY		0-1-0		0-0-0		5-0-0
7-9-0	0-3-0	0-0-0		NEUTRAL		1-1-0		0-1-0		6-4-0
15-9-0	0-0-0	0-0-0		CONFERENCE		4-5-0		1-2-0		10-2-0
6-5-0	0-0-0	0-0-0		HOME		2-3-0		1-2-0		3-0-0
9-4-0	0-0-0	0-0-0		AWAY		2-2-0		0-0-0		7-2-0
0-0-0	0-0-0	0-0-0		NEUTRAL		0-0-0		0-0-0		0-0-0
RPI S	Opponent	Score		RPI S	Opponent	Score		RPI S	Opponent	Score
2 N	Oregon	3	4	35 A	Ohio St.	0	3	53 A	Central Mich.	3 2
14 A	Alabama	3	5					121 N	Army West Point	0 1
17 A	Kentucky	0	2					53 A	Central Mich.	2 9
21 A	Michigan	0	3					53 A	Central Mich.	0 1
21 A	Michigan	0	2					60 A	Pittsburgh	0 7
21 A	Michigan	3	11					62 A	Ohio	1 0
21 N	Michigan	1	5					62 H	Ohio	7 1
24 N	California	7	8					62 H	Ohio	0 6
								73 N	Murray St.	14 5
								73 N	Murray St.	0 10
								87 H	Northern Ill.	6 5
								87 H	Northern Ill.	6 7
								87 H	Northern Ill.	6 8

Non-Div. I Games:

Kent St.

RPI	S	Opponent	Score	
265	N	Stony Brook	11	3
274	A	Buffalo	11	1
274	A	Buffalo	1	0
274	A	Buffalo	10	0

Kent St.

K
e
n
t
S
t
.

K
e
n
t
S
t
.

Average RPI Win: 169		WON-LOST	WINNING	LAST 10	STRENGTH OF		OPP. STRENGTH	TEAM	ADJ		CONF.	ADJ CONF.			
Average RPI Loss: 88		RECORD	PCT. RANK	GAMES	SCHEDULE		OF SCHEDULE	RPI	RPI		RPI	RPI			
DIV. I ONLY		29-22-0	.56863	97	6-4-0		98	120	94	.52443	100	12	12		
DIV. I NON-CONF.		18-10-0	.64286	73	0-0-0		221	199	105	.51262	115	11	11		
TOTALS		RPI 1-25	RPI 26-50		W-L RECORDS		RPI 51-100		RPI 101-150		RPI 150+				
29-22-0		0-2-0	1-6-0		OVERALL		6-8-0		7-2-0		15-4-0				
21-5-0		0-0-0	1-4-0		HOME		3-0-0		3-0-0		14-1-0				
5-12-0		0-1-0	0-1-0		AWAY		3-6-0		2-2-0		0-2-0				
3-5-0		0-1-0	0-1-0		NEUTRAL		0-2-0		2-0-0		1-1-0				
18-10-0		0-2-0	0-2-0		NON-CONFERENCE		0-2-0		6-0-0		12-4-0				
14-1-0		0-0-0	0-0-0		HOME		0-0-0		3-0-0		11-1-0				
1-4-0		0-1-0	0-0-		AWAY		0-0-0		1-0-0		0-2-0				
3-5-0		0-1-0	0-1-0		NEUTRAL		0-2-0		2-0-0		1-1-0				
11-12-0		0-0-0	1-4-0		CONFERENCE		6-6-0		1-2-0		3-0-0				
7-4-0		0-0-0	1-4-0		HOME		3-0-0		0-0-0		3-0-0				
4-8-0		0-0-0	0-0-0		AWAY		3-6-0		1-2-0		0-0-0				
0-0-0		0-0-0	0-0-0		NEUTRAL		0-0-0		0-0-0		0-0-0				
RPI S	Opponent	Score		RPI S	Opponent	Score		RPI S	Opponent	Score		RPI S	Opponent	Score	
13 N	James Madison	1	8	26 H	Marshall	4	8	54 A	Fla. Atlantic	3	8	101 A	Southern Miss.	1	9
22 A	South Carolina	1	2	26 H	Marshall	0	8	54 A	Fla. Atlantic	5	6	101 A	Southern Miss.	6	3
				26 H	Marshall	2	3	54 A	Fla. Atlantic	6	2	101 A	Southern Miss.	0	2
				34 A	North Carolina	1	5	62 N	Ohio	3	6	110 H	North Carolina St.	5	2
				36 N	Notre Dame	0	4	68 N	Boston College	0	9	124 A	UNCG	7	2
				43 H	FIU	9	1	90 H	North Texas	10	0	134 N	Purdue	2	1
				43 H	FIU	0	11	90 H	North Texas	8	6	143 N	Longwood	2	1
								90 H	North Texas	8	3	147 H	Furman	16	2
								94 A	Western Ky.	5	12	147 H	Furman	4	1
								94 A	Western Ky.	2	0	187 H	Middle Tenn.	8	6
								94 A	Western Ky.	2	3	187 H	Middle Tenn.	3	2
								97 A	Louisiana Tech	4	3	187 H	Middle Tenn.	7	6
								97 A	Louisiana Tech	0	8	202 H	Bowling Green	2	0
								97 A	Louisiana Tech	0	8	202 H	Bowling Green	7	3
												213 H	Fairfield	8	5
												219 H	La Salle	6	1
												219 H	La Salle	1	4
												223 A	Western Caro.	7	9
												223 A	Western Caro.	1	5
												225 N	Presbyterian	2	3
												238 H	Gardner-Webb	8	3
												238 H	Gardner-Webb	2	1
												256 N	Chattanooga	9	1
												258 H	Robert Morris	18	3
												258 H	Robert Morris	11	0
												264 H	Canisius	4	3
												264 H	Canisius	9	8
				LAST 10 GAMES											
				187 H	Middle Tenn.	3	2	101 A	Southern Miss.	0	2	256 N	Chattanooga	9	1
				187 H	Middle Tenn.	8	6	43 H	FIU	9	1	258 H	Robert Morris	18	3
				187 H	Middle Tenn.	7	6	43 H	FIU	0	11	258 H	Robert Morris	11	0
				101 A	Southern Miss.	1	9	94 A	Western Ky.	2	0	264 H	Canisius	4	3
				101 A	Southern Miss.	6	3	94 A	Western Ky.	5	12	264 H	Canisius	9	8

Non-Div. I Games:

Charlotte

RPI	S	Opponent	Score	
273	H	St. Bonaventure	4	1

Charlotte

C
h
a
r
l
o
t
t
e

C
h
a
r
l
o
t
t
e

Average RPI Win: 157		WON-LOST	WINNING	LAST 10	STRENGTH OF		OPP. STRENGTH	TEAM	ADJ	CONF.	ADJ CONF.
Average RPI Loss: 101		RECORD	PCT. RANK	GAMES	SCHEDULE		OF SCHEDULE	RPI	RPI	RPI	RPI
DIV. I ONLY		27-26-0	.50943	138	5-5-0		92	126	113	.52436	101
DIV. I NON-CONF.		18-12-0	.6	89	1-1-0		60	201	71	.55342	64
TOTALS		RPI 1-25	RPI 26-50		W-L RECORDS		RPI 51-100		RPI 101-150		RPI 150+
27-26-0		2-2-0	4-5-0		OVERALL		4-9-0		3-6-0		14-4-0
13-14-0		0-1-0	1-4-0		HOME		3-4-0		0-2-0		9-3-0
12-11-0		2-1-0	3-1-0		AWAY		1-5-0		1-3-0		5-1-0
2-1-0		0-0-0	0-0-0		NEUTRAL		0-0-0		2-1-0		0-0-0
18-12-0		2-2-0	3-3-0		NON-CONFERENCE		1-1-0		2-4-0		10-2-0
8-7-0		0-1-0	0-2-0		HOME		1-0-0		0-2-0		7-2-0
8-4-0		2-1-0	3-0-		AWAY		0-1-0		0-1-0		3-0-0
2-1-0		0-0-0	0-0-0		NEUTRAL		0-0-0		2-1-0		0-0-0
9-14-0		0-0-0	1-2-0		CONFERENCE		3-8-0		1-2-0		4-2-0
5-7-0		0-0-0	1-2-0		HOME		2-4-0		0-0-0		2-1-0
4-7-0		0-0-0	0-0-0		AWAY		1-4-0		1-2-0		2-1-0
0-0-0		0-0-0	0-0-0		NEUTRAL		0-0-0		0-0-0		0-0-0
RPI S	Opponent	Score	RPI S	Opponent	Score	RPI S	Opponent	Score	RPI S	Opponent	Score
14 A	Alabama	0 2	26 H	Marshall	0 3	56 A	South Ala.	3 4	107 H	Nicholls St.	2 3
15 H	LSU	2 4	26 H	Marshall	8 0	56 H	South Ala.	2 1	107 H	Nicholls St.	1 3
19 A	Louisiana	4 3	26 H	Marshall	0 5	90 A	North Texas	4 1	114 N	Ball St.	8 1
19 A	Louisiana	5 3	31 H	Mississippi St.	2 3	90 A	North Texas	6 9	114 N	Ball St.	3 2
			39 A	Jacksonville St.	4 3	90 A	North Texas	1 4	119 A	Troy	0 2
			39 A	Jacksonville St.	2 1	94 A	Western Ky.	6 11	135 A	UAB	2 3
			39 A	Jacksonville St.	6 4	94 A	Western Ky.	1 4	135 A	UAB	10 4
			39 H	Jacksonville St.	0 2	97 H	Louisiana Tech	0 4	135 A	UAB	0 1
			49 A	McNeese	1 4	97 H	Louisiana Tech	2 4	138 N	Iowa St.	4 6
						97 H	Louisiana Tech	1 8	158 A	Southeastern La.	6 1
						100 H	Charlotte	2 0	159 H	UTSA	10 4
						100 H	Charlotte	9 1	159 H	UTSA	6 7
						100 H	Charlotte	3 6	159 H	UTSA	4 2
									192 H	SFA	6 2
									192 H	SFA	0 5
									239 A	UTEP	6 2
									239 A	UTEP	6 1
									239 A	UTEP	2 12
									260 A	Alabama St.	7 1
									268 H	Alcorn	7 6
									268 H	Alcorn	10 8
									271 H	Mississippi Val.	9 1
									271 H	Mississippi Val.	3 1
									276 H	N.C. A&T	0 1
									286 A	Jackson St.	21 5
									286 H	Jackson St.	9 1
									287 H	Southern U.	6 0
			LAST 10 GAMES								
			158 A	Southeastern La.	6 1	94 A	Western Ky.	6 11			
			100 H	Charlotte	9 1	14 A	Alabama	0 2			
			100 H	Charlotte	3 6	159 H	UTSA	4 2			
			100 H	Charlotte	2 0	159 H	UTSA	6 7			
			94 A	Western Ky.	1 4	159 H	UTSA	10 4			

Non-Div. I Games:

Southern Miss.

Non-Div. I Games:

Weber St.

RPI	S	Opponent	Score	
235	A	Santa Clara	9	0
235	N	Santa Clara	4	7
235	N	Santa Clara	12	0
245	H	Portland St.	6	1
245	H	Portland St.	13	0
245	H	Portland St.	17	3
259	N	Bryant	15	7

Weber St.

W
e
b
e
r
s
t
.

W
e
b
e
r
s
t
.

Average RPI Win: 179		WON-LOST	WINNING	LAST 10	STRENGTH OF		OPP. STRENGTH	TEAM	ADJ		CONF.	ADJ CONF.
Average RPI Loss: 107		RECORD	PCT. RANK	GAMES	SCHEDULE		OF SCHEDULE	RPI	RPI		RPI	RPI
DIV. I ONLY		27-19-0	.58696	86	6-4-0		143	179	106		.52256	103
DIV. I NON-CONF.		17-14-0	.54839	115	3-0-0		214	197	142		.49879	137
TOTALS		RPI 1-25	RPI 26-50		W-L RECORDS		RPI 51-100		RPI 101-150		RPI 150+	
27-19-0		0-0-0	3-5-0		OVERALL		4-5-0		3-4-0		17-5-0	
6-4-0		0-0-0	1-1-0		HOME		1-2-0		1-1-0		3-0-0	
9-8-0		0-0-0	2-4-0		AWAY		1-1-0		2-0-0		4-3-0	
12-7-0		0-0-0	0-0-0		NEUTRAL		2-2-0		0-3-0		10-2-0	
17-14-0		0-0-0	2-4-0		NON-CONFERENCE		3-3-0		0-3-0		12-4-0	
1-0-0		0-0-0	0-0-0		HOME		0-0-0		0-0-0		1-0-0	
4-7-0		0-0-0	2-0-		AWAY		1-1-0		0-0-0		1-2-0	
12-7-0		0-0-0	0-0-0		NEUTRAL		2-2-0		0-3-0		10-2-0	
10-5-0		0-0-0	1-1-0		CONFERENCE		1-2-0		3-1-0		5-1-0	
5-4-0		0-0-0	1-1-0		HOME		1-2-0		1-1-0		2-0-0	
5-1-0		0-0-0	0-0-0		AWAY		0-0-0		2-0-0		3-1-0	
0-0-0		0-0-0	0-0-0		NEUTRAL		0-0-0		0-0-0		0-0-0	
RPI S	Opponent	Score	RPI S	Opponent	Score	RPI S	Opponent	Score	RPI S	Opponent	Score	
			27 A	Illinois	4 3	73 H	Murray St.	0 8	109 H	Belmont	3 4	
			31 A	Mississippi St.	1 4	81 A	North Florida	14 12	109 H	Belmont	3 1	
			44 H	SIUE	0 6	81 A	North Florida	2 6	125 N	Miami (OH)	2 6	
			44 H	SIUE	7 4	81 N	North Florida	2 4	132 N	Kansas	0 4	
			46 A	Kennesaw St.	9 6	81 N	North Florida	4 3	148 A	Morehead St.	6 5	
			46 A	Kennesaw St.	1 3	82 H	UT Martin	1 3	148 A	Morehead St.	2 0	
			50 A	Lipscomb	0 8	82 H	UT Martin	3 1	149 N	Loyola Chicago	0 1	
			50 A	Lipscomb	0 4	88 N	Southern Ill.	7 0	151 A	Eastern Ky.	1 2	
						88 N	Southern Ill.	5 7	151 A	Eastern Ky.	7 2	
									167 A	Mercer	1 3	
									167 A	Mercer	4 7	
									169 A	Southeast Mo. St.	7 5	
									169 A	Southeast Mo. St.	4 1	
									176 A	Butler	2 0	
									198 N	Valparaiso	2 3	
									198 N	Valparaiso	12 5	
									210 N	Samford	0 1	
									217 N	Eastern Mich.	4 2	
									218 N	IUPUI	10 0	
									244 N	Detroit Mercy	6 2	
									261 N	South Dakota St.	6 1	
									265 N	Stony Brook	10 1	
									266 H	Fort Wayne	1 0	
									266 N	Fort Wayne	10 0	
									267 H	Tennessee St.	9 1	
									267 H	Tennessee St.	5 3	
									275 N	Alabama A&M	7 2	
LAST 10 GAMES												
			44 H	SIUE	7 4	82 H	UT Martin	1 3				
			44 H	SIUE	0 6	82 H	UT Martin	3 1				
			27 A	Illinois	4 3	176 A	Butler	2 0				
			73 H	Murray St.	0 8	151 A	Eastern Ky.	1 2				
			266 H	Fort Wayne	1 0	151 A	Eastern Ky.	7 2				

Non-Div. I Games:

Eastern Ill.

[illegible]

Non-Div. I Games:

Michigan St.

RPI	S	Opponent	Score	
221	N	North Dakota	22	5
232	N	Central Conn. St.	11	5
258	N	Robert Morris	13	2

Michigan St.

M
i
c
h
i
g
a
n
s
t
.

M
i
c
h
i
g
a
n
s
t
.

Average RPI Win:		143	WON-LOST RECORD		WINNING PCT. RANK	LAST 10 GAMES	STRENGTH OF SCHEDULE		OPP. STRENGTH OF SCHEDULE	TEAM RPI	ADJ RPI	CONF. RPI	ADJ CONF. RPI				
Average RPI Loss:		86															
DIV. I ONLY			29-25-0		.53704	115	5-5-0		132	54	103	.5202	105	10	10		
DIV. I NON-CONF.			20-16-0		.55556	110	1-0-0		174	61	111	.51639	110	7	7		
TOTALS		RPI 1-25		RPI 26-50		W-L RECORDS		RPI 51-100		RPI 101-150		RPI 150+					
29-25-0		0-5-0		2-1-0		OVERALL		7-11-0		6-6-0		14-2-0					
14-6-0		0-0-0		1-0-0		HOME		2-1-0		3-3-0		8-2-0					
6-10-0		0-1-0		0-0-0		AWAY		4-7-0		1-2-0		1-0-0					
9-9-0		0-4-0		1-1-0		NEUTRAL		1-3-0		2-1-0		5-0-0					
20-16-0		0-5-0		2-1-0		NON-CONFERENCE		1-5-0		3-3-0		14-2-0					
9-2-0		0-0-0		1-0-0		HOME		0-0-0		0-0-0		8-2-0					
2-5-0		0-1-0		0-0-		AWAY		0-2-0		1-2-0		1-0-0					
9-9-0		0-4-0		1-1-0		NEUTRAL		1-3-0		2-1-0		5-0-0					
9-9-0		0-0-0		0-0-0		CONFERENCE		6-6-0		3-3-0		0-0-0					
5-4-0		0-0-0		0-0-0		HOME		2-1-0		3-3-0		0-0-0					
4-5-0		0-0-0		0-0-0		AWAY		4-5-0		0-0-0		0-0-0					
0-0-0		0-0-0		0-0-0		NEUTRAL		0-0-0		0-0-0		0-0-0					
RPI	S	Opponent		Score		RPI	S	Opponent		Score		RPI	S	Opponent		Score	
6	N	Washington		2	10	32	N	Missouri		6	5	61	A	Cal Poly		4	0
9	N	Tennessee		3	8	37	N	Oklahoma St.		3	4	61	A	Cal Poly		1	3
11	N	Oklahoma		1	8	47	H	Fresno St.		2	1	61	A	Cal Poly		1	4
20	N	Arizona St.		0	8							67	H	CSUN		4	0
24	A	California		1	5							67	H	CSUN		1	6
												67	H	CSUN		3	0
												68	N	Boston College		2	6
												72	A	Hawaii		4	8
												72	A	Hawaii		3	2
												72	A	Hawaii		1	5
												75	A	Long Beach St.		1	4
												75	A	Long Beach St.		5	2
												75	A	Long Beach St.		4	3
												77	N	Wichita St.		1	6
												77	N	Wichita St.		3	7
												80	A	Houston		2	14
												83	A	Stanford		2	16
												91	N	Nevada		5	1
												</					

Non-Div. I Games:

UC Santa Barbara

RPI	S	Opponent	Score	
241	H	Sacred Heart	3	1

UC Santa Barbara

U
C
S
a
n
t
a
B
a
r
b
a
r
a

U
C
S
a
n
t
a
B
a
r
b
a
r
a

Average RPI Win: 177		WON-LOST	WINNING	LAST 10	STRENGTH OF		OPP. STRENGTH	TEAM	ADJ	CONF.	ADJ CONF.						
Average RPI Loss: 72		RECORD	PCT. RANK	GAMES	SCHEDULE		OF SCHEDULE	RPI	RPI	RPI	RPI						
DIV. I ONLY		29-26-0	.52727	125	1-9-0		103	110	105	.51987	106	7	8				
DIV. I NON-CONF.		18-10-0	.64286	73	0-1-0		219	208	107	.51756	107	9	9				
<hr/>																	
TOTALS		RPI 1-25		RPI 26-50		W-L RECORDS		RPI 51-100		RPI 101-150		RPI 150+					
29-26-0		0-6-0		2-5-0		OVERALL		4-9-0		5-2-0		18-4-0					
14-10-0		0-3-0		1-3-0		HOME		1-3-0		2-1-0		10-0-0					
9-13-0		0-3-0		1-1-0		AWAY		3-6-0		2-1-0		3-2-0					
6-3-0		0-0-0		0-1-0		NEUTRAL		0-0-0		1-0-0		5-2-0					
18-10-0		0-3-0		1-3-0		NON-CONFERENCE		1-0-0		1-0-0		15-4-0					
8-1-0		0-0-0		0-1-0		HOME		1-0-0		0-0-0		7-0-0					
4-6-0		0-3-0		1-0-		AWAY		0-0-0		0-0-0		3-2-0					
6-3-0		0-0-0		0-1-0		NEUTRAL		0-0-0		1-0-0		5-2-0					
11-16-0		0-3-0		1-2-0		CONFERENCE		3-9-0		4-2-0		3-0-0					
6-9-0		0-3-0		1-2-0		HOME		0-3-0		2-1-0		3-0-0					
5-7-0		0-0-0		0-0-0		AWAY		3-6-0		2-1-0		0-0-0					
0-0-0		0-0-0		0-0-0		NEUTRAL		0-0-0		0-0-0		0-0-0					
RPI	S	Opponent		Score		RPI	S	Opponent		Score		RPI	S	Opponent		Score	
15	A	LSU		1	9	29	H	Texas St.		0	5	56	H	South Ala.		1	2
19	H	Louisiana		0	8	29	H	Texas St.		1	2	56	H	South Ala.		4	7
19	H	Louisiana		0	4	29	H	Texas St.		3	2	56	H	South Ala.		5	8
19	H	Louisiana		5	6	30	A	Arkansas		3	9	57	A	Georgia St.		2	5
25	A	Georgia		2	10	42	N	Wisconsin		2	5	57	A	Georgia St.		2	3
25	A	Georgia		0	9	44	H	SIUE		1	2	57	A	Georgia St.		6	5
						49	A	McNeese		3	0	84	A	UT Arlington		3	9
												84	A	UT Arlington		3	0
												84	A	UT Arlington		1	2
												97	H	Louisiana Tech		1	0
												98	A	Coastal Caro.		6	3
												98	A	Coastal Caro.		1	3
												98	A	Coastal Caro.		4	6
																</	

Non-Div. I Games:

La.-Monroe

RPI	S	Opponent	Score	
287	H	Southern U.	12	2
295	H	Grambling	10	1

La.-Monroe

L
a
.
-
M
o
n
r
o
e

L
a
.
-
M
o
n
r
o
e

[illegible]

Non-Div. I Games:

Nicholls St.

RPI	S	Opponent	Score	
262	H	A&M-Corpus Christi	3	1
262	H	A&M-Corpus Christi	7	0
262	H	A&M-Corpus Christi	9	4
268	H	Alcorn	4	3
268	H	Alcorn	4	1
271	A	Mississippi Val.	1	0
271	N	Mississippi Val.	8	1
271	N	Mississippi Val.	20	0
271	N	Mississippi Val.	4	3
286	H	Jackson St.	8	0
286	H	Jackson St.	13	0
292	N	Coppin St.	13	0

Nicholls St.

N
i
c
h
o
l
l
s
s
t
.

N
i
c
h
o
l
l
s
s
t
.

P
a
c
i
f
i
c

Pacific

RPI	S	Opponent	Score	
243	H	Saint Mary's (CA)	4	1
243	H	Saint Mary's (CA)	6	2
245	H	Portland St.	6	0
245	H	Portland St.	7	3
254	N	UMKC	9	1
254	N	UMKC	12	4

Pacific

P
a
c
i
f
i
c

P
a
c
i
f
i
c

Non-Div. I Games:

Tie, Loss, Non-Conf, S Site, H Home, A Away, N Neutral Page 153

RPI	S	Opponent	Score	
254	H	UMKC	7	6
254	H	UMKC	9	4
260	H	Alabama St.	5	4
260	H	Alabama St.	2	0
260	N	Alabama St.	12	4
267	H	Tennessee St.	7	2
267	H	Tennessee St.	12	1
272	H	UMBC	2	1
272	H	UMBC	6	3
275	N	Alabama A&M	3	15
277	N	Ark.-Pine Bluff	13	1
285	N	Savannah St.	13	3

Belmont

B
e
l
m
o
n
t

B
e
l
m
o
n
t

Average RPI Win: 124		WON-LOST	WINNING	LAST 10	STRENGTH OF		OPP. STRENGTH	TEAM	ADJ		CONF.	ADJ CONF.
Average RPI Loss: 54		RECORD	PCT. RANK	GAMES	SCHEDULE		OF SCHEDULE	RPI	RPI		RPI	RPI
DIV. I ONLY		17-37-0	.31481	257	20		44	109	.51579		110	5
DIV. I NON-CONF.		7-23-0	.23333	261	1		36	106	.51641		109	4
TOTALS		RPI 1-25	RPI 26-50		W-L RECORDS		RPI 51-100		RPI 101-150		RPI 150+	
17-37-0		0-9-0	1-10-0		OVERALL		6-14-0		4-3-0		6-1-0	
7-16-0		0-4-0	0-5-0		HOME		3-7-0		3-0-0		1-0-0	
7-15-0		0-3-0	1-4-0		AWAY		3-6-0		0-1-0		3-1-0	
3-6-0		0-2-0	0-1-0		NEUTRAL		0-1-0		1-2-0		2-0-0	
7-23-0		0-9-0	0-5-0		NON-CONFERENCE		2-6-0		1-3-0		4-0-0	
2-9-0		0-4-0	0-2-0		HOME		1-3-0		0-0-0		1-0-0	
2-8-0		0-3-0	0-0-		AWAY		1-2-0		0-1-0		1-0-0	
3-6-0		0-2-0	0-1-0		NEUTRAL		0-1-0		1-2-0		2-0-0	
10-14-0		0-0-0	1-5-0		CONFERENCE		4-8-0		3-0-0		2-1-0	
5-7-0		0-0-0	0-3-0		HOME		2-4-0		3-0-0		0-0-0	
5-7-0		0-0-0	1-2-0		AWAY		2-4-0		0-0-0		2-1-0	
0-0-0		0-0-0	0-0-0		NEUTRAL		0-0-0		0-0-0		0-0-0	
RPI S	Opponent	Score	RPI S	Opponent	Score	RPI S	Opponent	Score	RPI S	Opponent	Score	
4 N	UCLA	3 8	34 A	North Carolina	0 6	54 A	Fla. Atlantic	0 2	104 N	Michigan St.	4 6	
9 A	Tennessee	1 6	34 A	North Carolina	8 7	55 H	Louisville	0 7	119 N	Troy	3 5	
9 A	Tennessee	3 8	34 A	North Carolina	4 12	55 H	Louisville	3 4	127 H	Virginia	8 6	
9 A	Tennessee	2 16	36 H	Notre Dame	2 5	55 H	Louisville	5 7	127 H	Virginia	10 3	
11 N	Oklahoma	5 7	36 H	Notre Dame	0 5	60 A	Pittsburgh	3 4	127 H	Virginia	9 1	
12 H	Minnesota	0 11	36 H	Notre Dame	3 4	60 A	Pittsburgh	2 4	131 N	New Mexico St.	7 4	
12 H	Minnesota	1 7	38 N	Oregon St.	2 10	60 A	Pittsburgh	13 10	145 A	Campbell	4 7	
21 H	Michigan	0 11	41 A	USC Upstate	0 9	65 N	Northwestern	2 11	155 A	Georgia Tech	6 7	
21 H	Michigan	0 12	41 A	USC Upstate	1 9	68 A	Boston College	6 7	155 A	Georgia Tech	3 0	
			48 H	Fordham	2 16	68 A	Boston College	4 1	155 A	Georgia Tech	12 11	
			48 H	Fordham	7 8	68 A	Boston College	1 6	156 N	Boston U.	9 6	
						71 H	Syracuse	3 0	191 H	Rutgers	10 6	
						71 H	Syracuse	5 11	226 A	George Mason	4 0	
						71 H	Syracuse	8 7	236 N	Bethune-Cookman	4 2	
						78 H	Lehigh	7 6				
						78 H	Lehigh	4 5				
						85 H	Liberty	3 5				
						93 A	Elon	9 0				
						95 H	UNCW	0 6				
						100 A	Charlotte	2 5				
LAST 10 GAMES												
			55 H	Louisville	0 7	68 A	Boston College	1 6				
			55 H	Louisville	3 4	145 A	Campbell	4 7				
			55 H	Louisville	5 7	60 A	Pittsburgh	3 4				
			68 A	Boston College	6 7	60 A	Pittsburgh	2 4				
			68 A	Boston College	4 1	60 A	Pittsburgh	13 10				

Non-Div. I Games:

North Carolina St.

Stetson

Stetsson

Stetson

RPI	S	Opponent	Score	
285	H	Savannah St.	8	0
285	H	Savannah St.	7	1

Stetson

S
t
e
t
s
o
n

S
t
e
t
s
o
n

Average RPI Win: 166		WON-LOST	WINNING	LAST 10	STRENGTH OF		OPP. STRENGTH	TEAM	ADJ		CONF.	ADJ CONF.		
Average RPI Loss: 67		RECORD	PCT. RANK	GAMES	SCHEDULE		OF SCHEDULE	RPI	RPI		RPI	RPI		
DIV. I ONLY		24-28-0	.46154	159	2-8-0		66	74	111		.51504	112		
DIV. I NON-CONF.		12-13-0	.48	149	2-0-0		167	116	146		.49386	146		
TOTALS		RPI 1-25	RPI 26-50		W-L RECORDS		RPI 51-100		RPI 101-150		RPI 150+			
24-28-0		0-8-0	1-4-0		OVERALL		6-9-0		5-3-0		12-4-0			
14-14-0		0-4-0	1-3-0		HOME		3-4-0		3-1-0		7-2-0			
6-11-0		0-4-0	0-0-0		AWAY		2-4-0		1-2-0		3-1-0			
4-3-0		0-0-0	0-1-0		NEUTRAL		1-1-0		1-0-0		2-1-0			
12-13-0		0-5-0	0-2-0		NON-CONFERENCE		1-2-0		2-0-0		9-4-0			
8-5-0		0-1-0	0-1-0		HOME		0-1-0		1-0-0		7-2-0			
0-5-0		0-4-0	0-0-		AWAY		0-0-0		0-0-0		0-1-0			
4-3-0		0-0-0	0-1-0		NEUTRAL		1-1-0		1-0-0		2-1-0			
12-15-0		0-3-0	1-2-0		CONFERENCE		5-7-0		3-3-0		3-0-0			
6-9-0		0-3-0	1-2-0		HOME		3-3-0		2-1-0		0-0-0			
6-6-0		0-0-0	0-0-0		AWAY		2-4-0		1-2-0		3-0-0			
0-0-0		0-0-0	0-0-0		NEUTRAL		0-0-0		0-0-0		0-0-0			
RPI	S	Opponent	Score		RPI	S	Opponent	Score		RPI	S	Opponent	Score	
9	H	Tennessee	2	13	26	H	Marshall	6	8	56	A	South Ala.	2	7
14	A	Alabama	0	9	29	H	Texas St.	2	0	56	A	South Ala.	2	6
15	A	LSU	4	7	29	H	Texas St.	3	4	56	A	South Ala.	0	7
15	A	LSU	1	10	29	H	Texas St.	4	9	57	H	Georgia St.	1	9
19	H	Louisiana	2	6	48	N	Fordham	0	7	57	H	Georgia St.	0	15
19	H	Louisiana	0	15						57	H	Georgia St.	3	5
19	H	Louisiana	2	10						78	N	Lehigh	4	9
25	A	Georgia	0	8						79	H	Col. of Charleston	5	10
										84	A	UT Arlington	8	0
										84	A	UT Arlington	8	9
										84	A	UT Arlington	11	3
										93	N	Elon	3	0
										98	H	Coastal Caro.	8	0
										98	H	Coastal Caro.	9	1
										98	H	Coastal Caro.	8	7
						</								

Non-Div. I Games:

Ga. Southern

I
n
d
i
a
n
a

Indiana

Ball St.

Ballet.

B
a
l
l
s
t
.

Ball St.

RPI	S	Opponent	Score	
209	H	Creighton	6	3
209	H	Creighton	13	0
209	H	Creighton	8	0
220	N	Northern Colo.	6	4
237	N	Dartmouth	6	2
240	A	Georgetown	8	1
240	A	Georgetown	5	3
245	N	Portland St.	7	4
281	N	Cleveland St.	4	0
281	N	Cleveland St.	13	5

DePaul

D
e
P
a
u
l

D
e
P
a
u
l

Average RPI Win: 179		WON-LOST	WINNING	LAST 10	STRENGTH OF		OPP. STRENGTH	TEAM	ADJ	CONF.	ADJ CONF.
Average RPI Loss: 90		RECORD	PCT. RANK	GAMES	SCHEDULE		OF SCHEDULE	RPI	RPI	RPI	RPI
DIV. I ONLY		27-26-0	.50943	138	5-5-0		118	115	120	.51335	116
DIV. I NON-CONF.		10-16-0	.38462	201	0-1-0		42	42	123	.51094	119
TOTALS		RPI 1-25	RPI 26-50		W-L RECORDS		RPI 51-100		RPI 101-150		RPI 150+
27-26-0		0-4-0	1-6-0		OVERALL		5-5-0		1-3-0		20-8-0
16-8-0		0-1-0	0-1-0		HOME		1-0-0		1-3-0		14-3-0
7-12-0		0-3-0	1-4-0		AWAY		1-1-0		0-0-0		5-4-0
4-6-0		0-0-0	0-1-0		NEUTRAL		3-4-0		0-0-0		1-1-0
10-16-0		0-4-0	0-4-0		NON-CONFERENCE		5-5-0		0-1-0		5-2-0
5-4-0		0-1-0	0-1-0		HOME		1-0-0		0-1-0		4-1-0
1-6-0		0-3-0	0-0-		AWAY		1-1-0		0-0-0		0-0-0
4-6-0		0-0-0	0-1-0		NEUTRAL		3-4-0		0-0-0		1-1-0
17-10-0		0-0-0	1-2-0		CONFERENCE		0-0-0		1-2-0		15-6-0
11-4-0		0-0-0	0-0-0		HOME		0-0-0		1-2-0		10-2-0
6-6-0		0-0-0	1-2-0		AWAY		0-0-0		0-0-0		5-4-0
0-0-0		0-0-0	0-0-0		NEUTRAL		0-0-0		0-0-0		0-0-0
RPI S	Opponent	Score	RPI S	Opponent	Score	RPI S	Opponent	Score	RPI S	Opponent	Score
8 A	Texas A&M	1 2	28 H	Tulsa	4 5	53 N	Central Mich.	7 5	107 H	Nicholls St.	2 3
8 A	Texas A&M	2 3	30 A	Arkansas	4 9	53 N	Central Mich.	7 3	107 H	Nicholls St.	8 0
10 A	Baylor	3 5	30 A	Arkansas	3 11	70 N	Grand Canyon	4 5	107 H	Nicholls St.	2 4
10 H	Baylor	1 4	35 N	Ohio St.	3 4	74 N	Nebraska	6 8	132 H	Kansas	0 1
			49 A	McNeese	3 7	74 N	Nebraska	10 9	158 A	Southeastern La.	3 5
			49 A	McNeese	6 1	80 A	Houston	6 0	158 A	Southeastern La.	3 6
			49 A	McNeese	2 10	80 A	Houston	2 11	158 A	Southeastern La.	1 2
						87 H	Northern Ill.	4 2	159 H	UTSA	5 6
						90 N	North Texas	1 2	159 N	UTSA	0 6
						90 N	North Texas	3 6	166 H	Northwestern St.	5 1
									166 H	Northwestern St.	5 4
									166 H	Northwestern St.	3 2
									174 H	Central Ark.	0 2
									174 H	Central Ark.	5 4
									174 H	Central Ark.	2 0
									184 H	Sam Houston St.	0 1
									184 H	Sam Houston St.	4 2
									184 H	Sam Houston St.	2 0
									192 A	SFA	3 2
									192 A	SFA	4 1
									192 A	SFA	2 4
									218 N	IUPUI	11 1
									233 H	Houston Baptist	10 2
									233 H	Houston Baptist	4 2
									233 H	Houston Baptist	12 6
									246 A	Incarnate Word	22 4
									246 A	Incarnate Word	8 4
			LAST 10 GAMES								
			107 H	Nicholls St.	2 3	246 A	Incarnate Word	22 4			
			107 H	Nicholls St.	8 0	10 H	Baylor	1 4			
			107 H	Nicholls St.	2 4	49 A	McNeese	3 7			
			246 A	Incarnate Word	8 7	49 A	McNeese	2 10			
			246 A	Incarnate Word	8 4	49 A	McNeese	6 1			

Non-Div. I Games:

Lamar University

RPI	S	Opponent	Score	
246	A	Incarnate Word	8	7
261	H	South Dakota St.	5	2
268	H	Alcorn	9	1
268	H	Alcorn	8	7
275	H	Alabama A&M	6	3

Lamar University

L
a
m
a
r
U
n
i
v
e
r
s
i
t
y

L
a
m
a
r
U
n
i
v
e
r
s
i
t
y

Average RPI Win: 174		WON-LOST RECORD		WINNING PCT. RANK		LAST 10 GAMES		STRENGTH OF SCHEDULE		OPP. STRENGTH OF SCHEDULE		TEAM RPI		ADJ RPI		CONF. RPI		ADJ CONF. RPI					
Average RPI Loss: 95																							
DIV. I ONLY		24-27-0		.47059 151		6-4-0		58		143		112		.51278 117		11		11					
DIV. I NON-CONF.		14-16-0		.46667 156		2-2-0		126		206		147		.49125 152		12		12					
TOTALS		RPI 1-25		RPI 26-50		W-L RECORDS		RPI 51-100		RPI 101-150		RPI 150+											
24-27-0		0-6-0		0-1-0		OVERALL		6-10-0		7-3-0		11-7-0											
11-6-0		0-3-0		0-0-0		HOME		3-0-0		4-1-0		4-2-0											
8-11-0		0-1-0		0-0-0		AWAY		3-7-0		1-0-0		4-3-0											
5-10-0		0-2-0		0-1-0		NEUTRAL		0-3-0		2-2-0		3-2-0											
14-16-0		0-3-0		0-1-0		NON-CONFERENCE		0-4-0		5-2-0		9-6-0											
6-2-0		0-0-0		0-0-0		HOME		0-0-0		2-0-0		4-2-0											
3-4-0		0-1-0		0-0-		AWAY		0-1-0		1-0-0		2-2-0											
5-10-0		0-2-0		0-1-0		NEUTRAL		0-3-0		2-2-0		3-2-0											
10-11-0		0-3-0		0-0-0		CONFERENCE		6-6-0		2-1-0		2-1-0											
5-4-0		0-3-0		0-0-0		HOME		3-0-0		2-1-0		0-0-0											
5-7-0		0-0-0		0-0-0		AWAY		3-6-0		0-0-0		2-1-0											
0-0-0		0-0-0		0-0-0		NEUTRAL		0-0-0		0-0-0		0-0-0											
RPI	S	Opponent		Score		RPI	S	Opponent		Score		RPI	S	Opponent		Score		RPI	S	Opponent		Score	
1	N	Florida		0	9	26	N	Marshall		2	5	52	A	South Fla.		4	6	111	N	Stetson		4	10
9	A	Tennessee		2	10							58	N	Illinois St.		13	19	124	A	UNCG		8	7
13	H	James Madison		1	15							62	N	Ohio		4	9	136	H	Villanova		5	4
13	H	James Madison		2	10							66	N	St. John's (NY)		2	8	136	H	Villanova		6	4
13	H	James Madison		1	13							69	A	Hofstra		0	8	139	N	Bradley		1	2
21	N	Michigan		0	7							69	A	Hofstra		5	6	144	H	Towson		3	12
												69	A	Hofstra		6	4	144	H	Towson		4	0
												79	A	Col. of Charleston		5	4	144	H	Towson		5	4
												79	A	Col. of Charleston		5	8	145	N	Campbell		9	8
												79	A	Col. of Charleston		0	6	145	N	Campbell		9	7
												93	A	Elon		4	6	153	N	Winthrop		5	4
												93	A	Elon		1	0	158	N	Southeastern La.		1	9
												93	A	Elon		0	1	162	H	Saint Joseph's		7	8
												95	H	UNCW		2	1	162	H	Saint Joseph's		0	10
												95	H	UNCW		4	3	175	N	George Washington		4	5
												95	H	UNCW		1	0	189	N	LIU Brooklyn		8	1
																		208	A	Monmouth		6	8
																		208	A	Monmouth		1	0
																		236	N	Bethune-Cookman		3	1
																		242	A	Drexel		8	0
																		242	A	Drexel		7	9
																		242	A	Drexel		11	3
																		255	A	Delaware St.		8	13
																		255	A	Delaware St.		15	4
																		289	H	Rider		8	1
																		289	H	Rider		3	2
																		292	H	Coppin St.		3	2
LAST 10 GAMES																							
																		93	A	Elon		0	1
																		93	A	Elon		1	0
																		93	A	Elon		4	6
																		255	A	Delaware St.		15	4
																		255	A	Delaware St.		8	13

Non-Div. I Games:

Delaware

RPI	S	Opponent	Score	
292	H	Coppin St.	11	3

Delaware

D
e
l
a
w
a
r
e

D
e
l
a
w
a
r
e

Average RPI Win:	174	WON-LOST RECORD	WINNING PCT. RANK	LAST 10 GAMES		STRENGTH OF SCHEDULE	OPP. STRENGTH OF SCHEDULE	TEAM RPI	ADJ RPI	CONF. RPI	ADJ CONF. RPI
DIV. I ONLY		26-22-0	.54167 111	7-3-0		108	183	110	.5125 118	20	21
DIV. I NON-CONF.		13-16-0	.44828 169	2-0-0		130	144	151	.48948 159	24	24
<hr/>											
TOTALS	RPI 1-25		RPI 26-50	W-L RECORDS		RPI 51-100			RPI 101-150		RPI 150+
26-22-0	0-2-0		2-3-0	OVERALL		2-5-0			3-1-0		19-11-0
7-3-0	0-0-0		2-1-0	HOME		0-0-0			0-0-0		5-2-0
13-9-0	0-2-0		0-1-0	AWAY		1-0-0			2-1-0		10-5-0
6-10-0	0-0-0		0-1-0	NEUTRAL		1-5-0			1-0-0		4-4-0
13-16-0	0-2-0		0-2-0	NON-CONFERENCE		2-5-0			3-1-0		8-6-0
3-1-0	0-0-0		0-0-0	HOME		0-0-0			0-0-0		3-1-0
4-5-0	0-2-0		0-0-	AWAY		1-0-0			2-1-0		1-1-0
6-10-0	0-0-0		0-1-0	NEUTRAL		1-5-0			1-0-0		4-4-0
13-6-0	0-0-0		2-1-0	CONFERENCE		0-0-0			0-0-0		11-5-0
4-2-0	0-0-0		2-1-0	HOME		0-0-0			0-0-0		2-1-0
9-4-0	0-0-0		0-0-0	AWAY		0-0-0			0-0-0		9-4-0
0-0-0	0-0-0		0-0-0	NEUTRAL		0-0-0			0-0-0		0-0-0
RPI S	Opponent	Score	RPI S	Opponent	Score	RPI S	Opponent	Score	RPI S	Opponent	Score
10 A	Baylor	2 3	31 A	Mississippi St.	1 4	51 N	San Jose St.	0 3	108 A	Pacific	5 2
10 A	Baylor	0 8	44 N	SIUE	2 8	53 N	Central Mich.	0 11	133 A	UC Davis	9 5
			48 H	Fordham	12 4	59 N	Saint Francis (PA)	1 3	133 A	UC Davis	2 3
			48 H	Fordham	4 7	59 N	Saint Francis (PA)	4 5	138 N	Iowa St.	6 4
			48 H	Fordham	5 4	68 A	Boston College	2 1	156 H	Boston U.	3 1
						78 N	Lehigh	6 1	156 H	Boston U.	6 4
						88 N	Southern Ill.	0 7	162 A	Saint Joseph's	1 0
									162 A	Saint Joseph's	3 1
									170 A	Dayton	6 3
									170 A	Dayton	2 3
									170 A	Dayton	3 11
									171 A	UConn	1 7
									174 N	Central Ark.	1 11
									174 N	Central Ark.	1 2
									175 A	George Washington	4 0
									175 A	George Washington	1 4
									175 A	George Washington	4 3
									181 A	Saint Louis	0 1
									181 A	Saint Louis	4 2
									181 A	Saint Louis	3 1
									199 N	Seton Hall	1 0
									210 N	Samford	5 9
									210 N	Samford	13 0
									219 H	La Salle	6 5
									219 H	La Salle	6 5
									219 H	La Salle	5 6
									219 H	La Salle	5 4
									219 H	La Salle	5 4
									68 A	Boston College	2 1
									228 N	Siena	8 5

Non-Div. I Games:

Massachusetts

RPI	S	Opponent	Score	
229	N	Oakland	1	2
249	A	Rhode Island	9	5
249	A	Rhode Island	5	3
258	N	Robert Morris	2	0
259	A	Bryant	6	4
284	H	Fairleigh Dickinson	5	1
284	H	Fairleigh Dickinson	3	4

Massachusetts

M
a
s
s
a
c
h
u
s
e
t
t
s

M
a
s
s
a
c
h
u
s
e
t
t
s

Average RPI Win: 143		WON-LOST	WINNING	LAST 10	STRENGTH OF		OPP. STRENGTH	TEAM	ADJ		CONF.	ADJ CONF.
Average RPI Loss: 70		RECORD	PCT. RANK	GAMES	SCHEDULE		OF SCHEDULE	RPI	RPI		RPI	RPI
DIV. I ONLY		20-34-0	.37037	229	3-7-0		32	55	119		7	8
DIV. I NON-CONF.		12-15-0	.44444	171	0-2-0		33	53	95		9	9
TOTALS		RPI 1-25	RPI 26-50		W-L RECORDS		RPI 51-100		RPI 101-150		RPI 150+	
20-34-0		0-7-0	0-8-0		OVERALL		5-10-0		8-6-0		7-3-0	
14-14-0		0-2-0	0-2-0		HOME		4-5-0		6-3-0		4-2-0	
2-15-0		0-4-0	0-4-0		AWAY		0-4-0		1-2-0		1-1-0	
4-5-0		0-1-0	0-2-0		NEUTRAL		1-1-0		1-1-0		2-0-0	
12-15-0		0-4-0	0-5-0		NON-CONFERENCE		2-1-0		6-2-0		4-3-0	
7-7-0		0-2-0	0-2-0		HOME		1-0-0		5-1-0		1-2-0	
1-3-0		0-1-0	0-0-		AWAY		0-0-0		0-0-0		1-1-0	
4-5-0		0-1-0	0-2-0		NEUTRAL		1-1-0		1-1-0		2-0-0	
8-19-0		0-3-0	0-3-0		CONFERENCE		3-9-0		2-4-0		3-0-0	
7-7-0		0-0-0	0-0-0		HOME		3-5-0		1-2-0		3-0-0	
1-12-0		0-3-0	0-3-0		AWAY		0-4-0		1-2-0		0-0-0	
0-0-0		0-0-0	0-0-0		NEUTRAL		0-0-0		0-0-0		0-0-0	
RPI S	Opponent	Score	RPI S	Opponent	Score	RPI S	Opponent	Score	RPI S	Opponent	Score	
7 H	Florida St.	3 9	27 N	Illinois	3 5	56 A	South Ala.	0 8	101 H	Southern Miss.	2 0	
7 H	Florida St.	0 2	27 N	Illinois	3 4	56 H	South Ala.	0 2	104 N	Michigan St.	4 9	
12 N	Minnesota	0 2	29 A	Texas St.	3 4	56 H	South Ala.	4 6	106 H	La.-Monroe	12 2	
15 A	LSU	1 11	29 A	Texas St.	0 3	57 H	Georgia St.	4 3	106 H	La.-Monroe	1 2	
19 A	Louisiana	0 11	29 A	Texas St.	0 12	57 H	Georgia St.	5 6	106 H	La.-Monroe	1 3	
19 A	Louisiana	1 3	31 A	Mississippi St.	1 2	57 H	Georgia St.	9 7	110 N	North Carolina St.	5 3	
19 A	Louisiana	0 11	50 H	Lipscomb	2 4	58 N	Illinois St.	5 1	112 A	Ga. Southern	3 8	
			50 H	Lipscomb	6 8	60 H	Pittsburgh	7 5	112 A	Ga. Southern	11 3	
						81 N	North Florida	2 5	112 A	Ga. Southern	2 3	
						84 H	UT Arlington	3 4	120 H	Jacksonville	8 5	
						84 H	UT Arlington	9 0	120 H	Jacksonville	5 1	
						84 H	UT Arlington	2 5	135 H	UAB	2 3	
						98 A	Coastal Caro.	5 6	143 H	Longwood	5 4	
						98 A	Coastal Caro.	3 4	143 H	Longwood	9 3	
						98 A	Coastal Caro.	2 3	158 H	Southeastern La.	5 8	
									158 H	Southeastern La.	1 2	
									210 H	Samford	6 2	
									227 H	Appalachian St.	5 0	
									227 H	Appalachian St.	7 6	
									227 H	Appalachian St.	8 3	
									234 A	Florida A&M	4 0	
									234 A	Florida A&M	5 6	
									236 N	Bethune-Cookman	8 4	
									236 N	Bethune-Cookman	9 6	
LAST 10 GAMES			LAST 10 GAMES			LAST 10 GAMES			LAST 10 GAMES			
			56 H	South Ala.	4 6	227 H	Appalachian St.	7 6				
			56 H	South Ala.	0 2	227 H	Appalachian St.	5 0				
			29 A	Texas St.	0 3	227 H	Appalachian St.	8 3				
			29 A	Texas St.	3 4	7 H	Florida St.	0 2				
			29 A	Texas St.	0 12	7 H	Florida St.	3 9				

Non-Div. I Games:

Troy

[illegible]

Non-Div. I Games:

Jacksonville

RPI	S	Opponent	Score	
285	H	Savannah St.	17	1
285	H	Savannah St.	14	3

Jacksonville

J
a
c
k
s
o
n
v
i
l
l
e

J
a
c
k
s
o
n
v
i
l
l
e

Average RPI Win: 221		WON-LOST	WINNING	LAST 10	STRENGTH OF		OPP. STRENGTH	TEAM	ADJ		CONF.	ADJ CONF.
Average RPI Loss: 129		RECORD	PCT. RANK	GAMES	SCHEDULE		OF SCHEDULE	RPI	RPI		RPI	RPI
DIV. I ONLY		35-19-0	.64815	51	7-3-0		219	232	121		21	20
DIV. I NON-CONF.		25-11-0	.69444	57	4-0-0		212	257	93		23	23
TOTALS		RPI 1-25	RPI 26-50		W-L RECORDS		RPI 51-100		RPI 101-150		RPI 150+	
35-19-0		0-0-0	0-2-0		OVERALL		2-7-0		0-1-0		33-9-0	
10-3-0		0-0-0	0-0-0		HOME		0-0-0		0-0-0		10-3-0	
10-9-0		0-0-0	0-0-0		AWAY		0-4-0		0-0-0		10-5-0	
15-7-0		0-0-0	0-2-0		NEUTRAL		2-3-0		0-1-0		13-1-0	
25-11-0		0-0-0	0-2-0		NON-CONFERENCE		2-4-0		0-1-0		23-4-0	
3-1-0		0-0-0	0-0-0		HOME		0-0-0		0-0-0		3-1-0	
7-3-0		0-0-0	0-0-		AWAY		0-1-0		0-0-0		7-2-0	
15-7-0		0-0-0	0-2-0		NEUTRAL		2-3-0		0-1-0		13-1-0	
10-8-0		0-0-0	0-0-0		CONFERENCE		0-3-0		0-0-0		10-5-0	
7-2-0		0-0-0	0-0-0		HOME		0-0-0		0-0-0		7-2-0	
3-6-0		0-0-0	0-0-0		AWAY		0-3-0		0-0-0		3-3-0	
0-0-0		0-0-0	0-0-0		NEUTRAL		0-0-0		0-0-0		0-0-0	
RPI S	Opponent	Score	RPI S	Opponent	Score	RPI S	Opponent	Score	RPI S	Opponent	Score	
35 N	Ohio St.	6 7	41 N	USC Upstate	1 2	52 A	South Fla.	1 11	107 N	Nicholls St.	0 3	
						53 N	Central Mich.	1 6	156 A	Boston U.	1 11	
						78 A	Lehigh	2 5	156 A	Boston U.	0 5	
						78 A	Lehigh	1 8	156 A	Boston U.	0 7	
						78 A	Lehigh	6 10	158 A	Southeastern La.	4 7	
						82 N	UT Martin	3 5	164 A	Iona	3 0	
						88 N	Southern Ill.	0 7	178 N	Indiana St.	7 0	
						91 N	Nevada	6 5	197 H	Bucknell	3 1	
						99 N	Kent St.	1 0	197 H	Bucknell	6 0	
									197 H	Bucknell	2 0	
									201 A	Marist	2 1	
									201 A	Marist	6 4	
									208 N	Monmouth	11 6	
									208 N	Monmouth	0 6	
									213 A	Fairfield	2 5	
									213 N	Fairfield	6 3	
									213 N	Fairfield	7 1	
									214 H	Quinnipiac	4 0	
									214 H	Quinnipiac	1 2	
									226 A	George Mason	6 5	
									226 A	George Mason	12 1	
									228 A	Siena	11 1	
									228 A	Siena	8 0	
									230 N	Columbia	8 0	
									230 N	Columbia	8 4	
									230 N	Columbia	3 2	
									231 H	Colgate	5 3	
LAST 10 GAMES			228 A	Siena	11 1	201 A	Marist	6 4	228 A	Siena	8 0	
			228 A	Siena	8 0	201 A	Marist	2 1	230 N	Columbia	8 0	
			78 A	Lehigh	2 5	197 H	Bucknell	6 0	230 N	Columbia	8 4	
			78 A	Lehigh	6 10	197 H	Bucknell	2 0	230 N	Columbia	3 2	
			78 A	Lehigh	1 8	197 H	Bucknell	3 1	231 H	Colgate	5 3	

Non-Div. I Games:

Army West Point

RPI	S	Opponent	Score	
231	H	Colgate	12	0
231	H	Colgate	8	7
234	N	Florida A&M	3	0
236	N	Bethune-Cookman	1	0
240	N	Georgetown	2	1
244	N	Detroit Mercy	4	2
250	H	Holy Cross	7	6
250	H	Holy Cross	2	5
250	H	Holy Cross	2	4
253	A	Lafayette	6	2
253	A	Lafayette	8	7
253	A	Lafayette	1	0
266	N	Fort Wayne	13	8
270	N	Brown	3	2
290	H	Hartford	5	1
290	H	Hartford	3	0

Army West Point

A
r
m
y
W
e
s
t
P
o
i
n
t

A
r
m
y
W
e
s
t
P
o
i
n
t

Average RPI Win:		176	WON-LOST RECORD		WINNING PCT. RANK		LAST 10 GAMES		STRENGTH OF SCHEDULE		OPP. STRENGTH OF SCHEDULE		TEAM RPI		ADJ RPI		CONF. RPI		ADJ CONF. RPI	
DIV. I ONLY			25-29-0		.46296 157		4-6-0		93		98		124		.50843 122		9		7	
DIV. I NON-CONF.			20-16-0		.55556 110		2-0-0		115		155		99		.52393 97		6		6	
TOTALS		RPI 1-25		RPI 26-50		W-L RECORDS		RPI 51-100		RPI 101-150		RPI 150+								
25-29-0		0-4-0		1-4-0		OVERALL		3-18-0		5-2-0		16-1-0								
16-12-0		0-2-0		1-4-0		HOME		2-5-0		2-1-0		11-0-0								
4-13-0		0-2-0		0-0-0		AWAY		1-10-0		3-1-0		0-0-0								
5-4-0		0-0-0		0-0-0		NEUTRAL		0-3-0		0-0-0		5-1-0								
20-16-0		0-4-0		1-1-0		NON-CONFERENCE		1-8-0		5-2-0		13-1-0								
12-7-0		0-2-0		1-1-0		HOME		1-3-0		2-1-0		8-0-0								
3-5-0		0-2-0		0-0-		AWAY		0-2-0		3-1-0		0-0-0								
5-4-0		0-0-0		0-0-0		NEUTRAL		0-3-0		0-0-0		5-1-0								
5-13-0		0-0-0		0-3-0		CONFERENCE		2-10-0		0-0-0		3-0-0								
4-5-0		0-0-0		0-3-0		HOME		1-2-0		0-0-0		3-0-0								
1-8-0		0-0-0		0-0-0		AWAY		1-8-0		0-0-0		0-0-0								
0-0-0		0-0-0		0-0-0		NEUTRAL		0-0-0		0-0-0		0-0-0								
RPI	S	Opponent		Score		RPI	S	Opponent		Score		RPI	S	Opponent		Score				
13	H	James Madison		1	12	28	H	Tulsa		0	12	52	A	South Fla.		0	3			
13	H	James Madison		2	10	28	H	Tulsa		1	3	52	A	South Fla.		6	7			
25	A	Georgia		1	9	28	H	Tulsa		0	2	52	A	South Fla.		7	9			
25	A	Georgia		1	3	34	H	North Carolina		0	4	59	H	Saint Francis (PA)		0	1			
						48	H	Fordham		3	2	59	N	Saint Francis (PA)		0	11			
												59	N	Saint Francis (PA)		1	4			
												60	H	Pittsburgh		8	3			
												60	H	Pittsburgh		2	5			
												63	H	UCF		0	3			
												63	H	UCF		3	12			
												63	H	UCF		9	0			
												71	N	Syracuse		6	9			
												80	A	Houston		4	6			
												80	A	Houston		1	2			
												80	A	Houston		0	4			
												93	H	Elon		9	10			
												95	A	UNCW		2	7			
												95	A	UNCW		3	6			
												96	A	Memphis		1	5			
												96	A	Memphis		2	8			
						LAST 10 GAMES														
						28	H	Tulsa		0	2									
						28	H	Tulsa		1	3									
						28	H	Tulsa		0	12									
						80	A	Houston		1	2									
						80	A	Houston		4	6									
												108	A	Pacific		0	7			
												127	H	Virginia		3	7			
												127	H	Virginia		10	1			
												137	A	Texas Tech		8	7			
												143	A	Longwood		7	4			
												143	A	Longwood		8	0			
												145	H	Campbell		6	5			
												153	N	Winthrop		6	11			
												153	N	Winthrop		14	6			
												160	H	Virginia Tech		2	1			
												161	H	Radford		5	0			
												171	H	UConn		2	1			
												171	H	UConn		4	1			
												171	H	UConn		4	0			
												199	N	Seton Hall		8	0			
												199	N	Seton Hall		15	14			
												200	H	Youngstown St.		5	4			
												245	N	Portland St.		18	4			
												245	N	Portland St.		14	2			
												259	H	Bryant		4	2			
												259	H	Bryant		9	5			
												279	H	N.C. Central		4	0			
												281	H	Cleveland St.		7	0			
												292	H	Coppin St.		11	0			

Non-Div. I Games:

East Carolina

RPI	S	Opponent	Score
96	A	Memphis	4 0
80	A	Houston	0 4
143	A	Longwood	7 4
143	A	Longwood	8 0
171	H	UConn	2 1
171	H	UConn	4 1

Drake

Drake

RPI	S	Opponent	Score	
237	N	Dartmouth	3	2
254	N	UMKC	2	3
261	N	South Dakota St.	8	0
261	N	South Dakota St.	6	4
271	N	Mississippi Val.	10	9
280	N	Green Bay	11	3

Drake

Average RPI Win:		185	WON-LOST RECORD		WINNING PCT. RANK		LAST 10 GAMES		STRENGTH OF SCHEDULE		OPP. STRENGTH OF SCHEDULE		TEAM RPI		ADJ RPI		CONF. RPI		ADJ CONF. RPI				
DIV. I ONLY			28-22-0		.56 105		5-5-0		174		175		126		.50687 124		22		23				
DIV. I NON-CONF.			17-16-0		.51515 130		0-1-0		128		139		117		.51203 117		22		22				
TOTALS		RPI 1-25		RPI 26-50		W-L RECORDS		RPI 51-100		RPI 101-150		RPI 150+											
28-22-0		0-2-0		2-2-0		OVERALL		2-5-0		5-6-0		19-7-0											
13-10-0		0-0-0		1-1-0		HOME		1-3-0		2-3-0		9-3-0											
8-10-0		0-0-0		1-1-0		AWAY		1-2-0		1-3-0		5-4-0											
7-2-0		0-2-0		0-0-0		NEUTRAL		0-0-0		2-0-0		5-0-0											
17-16-0		0-2-0		2-2-0		NON-CONFERENCE		2-5-0		4-5-0		9-2-0											
6-8-0		0-0-0		1-1-0		HOME		1-3-0		2-3-0		2-1-0											
4-6-0		0-0-0		1-0-		AWAY		1-2-0		0-2-0		2-1-0											
7-2-0		0-2-0		0-0-0		NEUTRAL		0-0-0		2-0-0		5-0-0											
11-6-0		0-0-0		0-0-0		CONFERENCE		0-0-0		1-1-0		10-5-0											
7-2-0		0-0-0		0-0-0		HOME		0-0-0		0-0-0		7-2-0											
4-4-0		0-0-0		0-0-0		AWAY		0-0-0		1-1-0		3-3-0											
0-0-0		0-0-0		0-0-0		NEUTRAL		0-0-0		0-0-0		0-0-0											
RPI	S	Opponent		Score		RPI	S	Opponent		Score		RPI	S	Opponent		Score							
9	N	Tennessee		1	13	26	H	Marshall		3	13	93	A	Elon		2	7	112	A	Ga. Southern		0	3
9	N	Tennessee		1	7	34	A	North Carolina		0	2	93	H	Elon		4	3	117	H	Delaware		7	8
						34	H	North Carolina		6	3	93	H	Elon		2	8	135	N	UAB		3	2
						46	A	Kennesaw St.		6	5	93	H	Elon		1	11	135	N	UAB		9	8
												98	A	Coastal Caro.		2	1	143	H	Longwood		0	4
												98	A	Coastal Caro.		2	12	143	H	Longwood		7	2
												100	H	Charlotte		2	7	145	A	Campbell		3	4
																		145	H	Campbell		15	11
																		145	H	Campbell		2	4
																		147	A	Furman		0	1
																		147	A	Furman		11	0
																		153	H	Winthrop		4	3
																		167	A	Mercer		2	5
																		167	A	Mercer		2	6
																		167	A	Mercer		2	1
																		175	H	George Washington		6	2
																		175	H	George Washington		1	10
																		188	H	ETSU		4	2
																		188	H	ETSU		7	9
																		188	H	ETSU		7	2
																		194	N	Akron		8	6
																		205	N	Tennessee Tech		6	3
																		210	H	Samford		9	3
																		210	H	Samford		2	5
																		210	H	Samford		9	1
																		223	H	Western Caro.		10	2
																		223	H	Western Caro.		6	0
LAST 10 GAMES																							
						188	H	ETSU		7	2	256	A	Chattanooga		15	7	210	H	Samford		9	3
						188	H	ETSU		7	9	147	A	Furman		11	0	210	H	Samford		2	5
						188	H	ETSU		4	2	147	A	Furman		0	1	210	H	Samford		9	1
						256	A	Chattanooga		3	4	93	A	Elon		2	7	223	H	Western Caro.		10	2
						256	A	Chattanooga		10	0	210	H	Samford		2	5	223	H	Western Caro.		6	0

Non-Div. I Games:

UNCG

RPI	S	Opponent	Score	
223	H	Western Caro.	7	3
227	A	Appalachian St.	11	9
227	A	Appalachian St.	1	2
254	N	UMKC	4	1
256	A	Chattanooga	10	0
256	A	Chattanooga	3	4
256	A	Chattanooga	15	7
276	A	N.C. A&T	10	3
289	N	Rider	19	1
289	N	Rider	6	0

UNCG

U
N
C
G

U
N
C
G

Non-Div. I Games:

Miami (OH)

Miami (OH)

Average RPI Win: 194		WON-LOST	WINNING	LAST 10	STRENGTH OF		OPP. STRENGTH	TEAM	ADJ	CONF.	ADJ CONF.
Average RPI Loss: 116		RECORD	PCT. RANK	GAMES	SCHEDULE		OF SCHEDULE	RPI	RPI	RPI	RPI
DIV. I ONLY		32-20-0	.61538	68	6-4-0		232	137	127	.50559	126
DIV. I NON-CONF.		11-13-0	.45833	164	1-0-0		168	70	153	.49307	148
TOTALS		RPI 1-25	RPI 26-50		W-L RECORDS		RPI 51-100		RPI 101-150		RPI 150+
32-20-0		0-2-0	1-3-0		OVERALL		2-1-0		3-7-0		26-7-0
15-6-0		0-0-0	0-0-0		HOME		1-0-0		1-3-0		13-3-0
12-8-0		0-2-0	1-3-0		AWAY		0-0-0		1-0-0		10-3-0
5-6-0		0-0-0	0-0-0		NEUTRAL		1-1-0		1-4-0		3-1-0
11-13-0		0-2-0	1-3-0		NON-CONFERENCE		2-1-0		2-5-0		6-2-0
4-2-0		0-0-0	0-0-0		HOME		1-0-0		0-1-0		3-1-0
3-5-0		0-2-0	1-0-		AWAY		0-0-0		1-0-0		1-0-0
4-6-0		0-0-0	0-0-0		NEUTRAL		1-1-0		1-4-0		2-1-0
21-7-0		0-0-0	0-0-0		CONFERENCE		0-0-0		1-2-0		20-5-0
11-4-0		0-0-0	0-0-0		HOME		0-0-0		1-2-0		10-2-0
9-3-0		0-0-0	0-0-0		AWAY		0-0-0		0-0-0		9-3-0
1-0-0		0-0-0	0-0-0		NEUTRAL		0-0-0		0-0-0		1-0-0
RPI S	Opponent	Score	RPI S	Opponent	Score	RPI S	Opponent	Score	RPI S	Opponent	Score
5 A	Arizona	0 7	29 A	Texas St.	1 0	68 N	Boston College	5 6	107 H	Nicholls St.	2 3
10 A	Baylor	0 6	29 A	Texas St.	3 8	76 N	UNI	6 5	107 H	Nicholls St.	2 4
			37 A	Oklahoma St.	3 5	90 H	North Texas	6 2	107 H	Nicholls St.	5 4
			37 A	Oklahoma St.	2 9				114 N	Ball St.	3 5
									123 N	Drake	2 5
									137 A	Texas Tech	5 1
									137 H	Texas Tech	1 2
									137 N	Texas Tech	0 3
									141 N	Iowa	1 2
									141 N	Iowa	3 1
									157 N	North Dakota St.	2 4
									158 H	Southeastern La.	7 0
									158 H	Southeastern La.	12 5
									158 H	Southeastern La.	3 2
									166 A	Northwestern St.	4 1
									166 A	Northwestern St.	6 5
									166 A	Northwestern St.	0 5
									174 H	Central Ark.	2 3
									174 H	Central Ark.	2 0
									174 H	Central Ark.	3 7
									184 A	Sam Houston St.	3 0
									184 A	Sam Houston St.	2 3
									184 A	Sam Houston St.	2 4
									192 H	SFA	5 1
									192 H	SFA	5 2
									192 H	SFA	13 0
									205 N	Tennessee Tech	10 5
LAST 10 GAMES			LAST 10 GAMES			LAST 10 GAMES			LAST 10 GAMES		
			192 H	SFA	5 2				174 H	Central Ark.	2 3
			192 H	SFA	5 1				184 A	Sam Houston St.	2 4
			192 H	SFA	13 0				184 A	Sam Houston St.	2 3
			174 H	Central Ark.	3 7				184 A	Sam Houston St.	3 0
			174 H	Central Ark.	2 0				90 H	North Texas	6 2

Non-Div. I Games:

Abilene Christian

RPI	S	Opponent	Score	
205	N	Tennessee Tech	5	4
220	H	Northern Colo.	3	5
220	H	Northern Colo.	6	0
220	H	Northern Colo.	5	2
233	A	Houston Baptist	6	5
233	A	Houston Baptist	8	1
233	A	Houston Baptist	10	0
246	A	Incarnate Word	11	2
246	A	Incarnate Word	6	1
246	A	Incarnate Word	4	3
262	H	A&M-Corpus Christi	6	0
262	H	A&M-Corpus Christi	11	0
262	H	A&M-Corpus Christi	7	2
262	N	A&M-Corpus Christi	10	0
278	A	Prairie View	11	2
278	H	Prairie View	11	0

Abilene Christian

A
b
i
l
e
n
e
C
h
r
i
s
t
i
a
n

A
b
i
l
e
n
e
C
h
r
i
s
t
i
a
n

Average RPI Win:	139	WON-LOST RECORD		WINNING PCT. RANK		LAST 10 GAMES		STRENGTH OF SCHEDULE		OPP. STRENGTH OF SCHEDULE		TEAM RPI		ADJ RPI		CONF. RPI		ADJ CONF. RPI
DIV. I ONLY		22-31-0	.41509	194	8-2-0		70	65	130	.50444	127	5	4					
DIV. I NON-CONF.		13-16-0	.44828	169	2-0-0		90	170	135	.50089	133	4	4					
TOTALS	RPI 1-25			RPI 26-50		W-L RECORDS		RPI 51-100			RPI 101-150		RPI 150+					
22-31-0	1-6-0			4-2-0		OVERALL		3-9-0			2-7-0		12-7-0					
7-10-0	0-3-0			0-0-0		HOME		1-3-0			1-1-0		5-3-0					
9-17-0	1-2-0			4-2-0		AWAY		2-4-0			1-6-0		1-3-0					
6-4-0	0-1-0			0-0-0		NEUTRAL		0-2-0			0-0-0		6-1-0					
13-16-0	1-3-0			0-0-0		NON-CONFERENCE		1-5-0			2-4-0		9-4-0					
3-2-0	0-0-0			0-0-0		HOME		0-1-0			1-1-0		2-0-0					
4-10-0	1-2-0			0-0-		AWAY		1-2-0			1-3-0		1-3-0					
6-4-0	0-1-0			0-0-0		NEUTRAL		0-2-0			0-0-0		6-1-0					
9-15-0	0-3-0			4-2-0		CONFERENCE		2-4-0			0-3-0		3-3-0					
4-8-0	0-3-0			0-0-0		HOME		1-2-0			0-0-0		3-3-0					
5-7-0	0-0-0			4-2-0		AWAY		1-2-0			0-3-0		0-0-0					
0-0-0	0-0-0			0-0-0		NEUTRAL		0-0-0			0-0-0		0-0-0					
RPI S Opponent Score				RPI S Opponent Score				RPI S Opponent Score					RPI S Opponent Score					
2 N Oregon 6 11				34 A North Carolina 10 4				51 N San Jose St. 0 1					110 A North Carolina St. 3 10					
7 H Florida St. 0 8				34 A North Carolina 1 12				55 A Louisville 3 11					110 A North Carolina St. 6 8					
7 H Florida St. 0 10				34 A North Carolina 7 8				55 A Louisville 5 7					110 A North Carolina St. 1 9					
7 H Florida St. 1 13				36 A Notre Dame 6 3				55 A Louisville 7 3					122 A East Carolina 1 10					
13 A James Madison 5 4				36 A Notre Dame 12 6				68 H Boston College 0 4					122 A East Carolina 7 3					
13 A James Madison 1 9				36 A Notre Dame 10 6				68 H Boston College 5 4					143 A Longwood 1 2					
20 A Arizona St. 1 4								68 H Boston College 3 10					143 A Longwood 0 1					
								85 A Liberty 0 4					144 H Towson 5 4					
								85 H Liberty 0 3					144 H Towson 4 7					
								93 A Elon 4 6					155 H Georgia Tech 3 2					
								93 A Elon 7 5					155 H Georgia Tech 5 10					
								95 N UNCW 1 2					155 H Georgia Tech 4 2					
													160 H Virginia Tech 9 8					
													160 H Virginia Tech 5 13					
													160 H Virginia Tech 1 5					
													161 A Radford 2 5					
													175 H George Washington 8 0					
													186 A Charleston So. 3 4					
													188 N ETSU 11 3					
													188 N ETSU 9 0					
													193 N Western Mich. 9 8					
													199 N Seton Hall 8 1					
													199 N Seton Hall 2 4					
													226 A George Mason 2 6					
													226 A George Mason 7 2					
													239 N UTEP 5 4					
													240 H Georgetown 7 6					

Non-Div. I Games:

Virginia

RPI	S	Opponent	Score	
292	N	Coppin St.	8	1

Virginia

V
i
r
g
i
n
i
a

V
i
r
g
i
n
i
a

Average RPI Win:	158	WON-LOST RECORD	WINNING PCT. RANK	LAST 10 GAMES	STRENGTH OF SCHEDULE	OPP. STRENGTH OF SCHEDULE	TEAM RPI	ADJ RPI	CONF. RPI	ADJ CONF. RPI		
Average RPI Loss:	103											
DIV. I ONLY		26-23-0	.53061	123	5-5-0	153	89	122	.50342	128	10	10
DIV. I NON-CONF.		18-13-0	.58065	98	0-1-0	205	146	121	.50254	132	7	7
<hr/>												
TOTALS	RPI 1-25	RPI 26-50		W-L RECORDS		RPI 51-100		RPI 101-150		RPI 150+		
26-23-0	0-3-0	1-3-0		OVERALL		7-7-0		5-4-0		13-6-0		
22-10-0	0-0-0	1-2-0		HOME		4-2-0		4-2-0		13-4-0		
3-9-0	0-1-0	0-1-0		AWAY		2-4-0		1-2-0		0-1-0		
1-4-0	0-2-0	0-0-0		NEUTRAL		1-1-0		0-0-0		0-1-0		
18-13-0	0-3-0	0-1-0		NON-CONFERENCE		3-2-0		2-1-0		13-6-0		
17-6-0	0-0-0	0-0-0		HOME		2-1-0		2-1-0		13-4-0		
0-3-0	0-1-0	0-0-		AWAY		0-0-0		0-0-0		0-1-0		
1-4-0	0-2-0	0-0-0		NEUTRAL		1-1-0		0-0-0		0-1-0		
8-10-0	0-0-0	1-2-0		CONFERENCE		4-5-0		3-3-0		0-0-0		
5-4-0	0-0-0	1-2-0		HOME		2-1-0		2-1-0		0-0-0		
3-6-0	0-0-0	0-0-0		AWAY		2-4-0		1-2-0		0-0-0		
0-0-0	0-0-0	0-0-0		NEUTRAL		0-0-0		0-0-0		0-0-0		
RPI	S	Opponent	Score	RPI	S	Opponent	Score	RPI	S	Opponent	Score	
6	N	Washington	1 14	40	A	San Diego St.	0 3	51	N	San Jose St.	2 11	
16	N	Utah	0 11	45	H	Cal St. Fullerton	5 0	64	H	Utah St.	1 5	
20	A	Arizona St.	1 4	45	H	Cal St. Fullerton	0 1	67	A	CSUN	1 6	
				45	H	Cal St. Fullerton	1 3	67	A	CSUN	5 10	
								67	A	CSUN	9 2	
								72	A	Hawaii	0 2	
								72	A	Hawaii	0 5	
								72	A	Hawaii	3 0	
								75	H	Long Beach St.	10 2	
								75	H	Long Beach St.	5 1	
								75	H	Long Beach St.	0 9	
								82	H	UT Martin	6 4	
								82	H	UT Martin	8 4	
								84	N	UT Arlington	6 5	

Non-Div. I Games:

UC Riverside

RPI	S	Opponent	Score	
259	H	Bryant	5	4

UC Riverside

U
C
R
i
v
e
r
s
i
d
e

U
C
R
i
v
e
r
s
i
d
e

UNLV

Average RPI Win:		142	WON-LOST RECORD		WINNING PCT. RANK		LAST 10 GAMES		STRENGTH OF SCHEDULE		OPP. STRENGTH OF SCHEDULE		TEAM RPI		ADJ RPI		CONF. RPI		ADJ CONF. RPI				
DIV. I ONLY			22-26-0		.45833 165		2-8-0		96		92		129		.50335 129		6		9				
DIV. I NON-CONF.			16-11-0		.59259 93		0-0-0		201		130		114		.51298 114		10		10				
TOTALS		RPI 1-25		RPI 26-50		W-L RECORDS		RPI 51-100		RPI 101-150		RPI 150+											
22-26-0		0-1-0		0-8-0		OVERALL		8-9-0		5-2-0		9-6-0											
13-11-0		0-0-0		0-3-0		HOME		3-3-0		3-0-0		7-5-0											
5-11-0		0-0-0		0-5-0		AWAY		5-6-0		0-0-0		0-0-0											
4-4-0		0-1-0		0-0-0		NEUTRAL		0-0-0		2-2-0		2-1-0											
16-11-0		0-1-0		0-2-0		NON-CONFERENCE		3-2-0		5-2-0		8-4-0											
11-4-0		0-0-0		0-0-0		HOME		2-1-0		3-0-0		6-3-0											
1-3-0		0-0-0		0-0-		AWAY		1-1-0		0-0-0		0-0-0											
4-4-0		0-1-0		0-0-0		NEUTRAL		0-0-0		2-2-0		2-1-0											
6-15-0		0-0-0		0-6-0		CONFERENCE		5-7-0		0-0-0		1-2-0											
2-7-0		0-0-0		0-3-0		HOME		1-2-0		0-0-0		1-2-0											
4-8-0		0-0-0		0-3-0		AWAY		4-5-0		0-0-0		0-0-0											
0-0-0		0-0-0		0-0-0		NEUTRAL		0-0-0		0-0-0		0-0-0											
RPI	S	Opponent		Score		RPI	S	Opponent		Score		RPI	S	Opponent		Score							
2	N	Oregon		2	4	38	A	Oregon St.		2	9	55	H	Louisville		5	3	102	H	Weber St.		6	5
						38	A	Oregon St.		0	9	64	A	Utah St.		2	10	115	H	DePaul		7	2
						40	A	San Diego St.		1	9	64	A	Utah St.		2	6	131	H	New Mexico St.		1	0
						40	A	San Diego St.		3	5	64	A	Utah St.		8	5	138	N	Iowa St.		3	1
						40	A	San Diego St.		6	8	72	A	Hawaii		6	3	140	N	Montana		2	6
						47	H	Fresno St.		3	4	72	A	Hawaii		1	6	140	N	Montana		0	6
						47	H	Fresno St.		4	6	76	H	UNI		8	7	140	N	Montana		5	4
						47	H	Fresno St.		0	3	88	H	Southern Ill.		0	1	160	H	Virginia Tech		10	2
												89	A	Colorado St.		7	4	163	H	New Mexico		4	2
												89	A	Colorado St.		0	5	163	H	New Mexico		4	5
												89	A	Colorado St.		7	6	163	H	New Mexico		2	3
												91	A	Nevada		0	2	178	H	Indiana St.		5	11
												91	A	Nevada		12	7	183	N	Binghamton		2	7
												91	A	Nevada		2	7	203	N	Utah Valley		7	2
												92	H	Boise St.		1	6	204	H	Idaho St.		1	0
												92	H	Boise St.		8	4	209	H	Creighton		4	0
												92	H	Boise St.		1	5	224	H	Southern Utah		4	0
																		224	N	Southern Utah		2	1
																		239	H	UTEP		8	4
																		245	H	Portland St.		6	8
																		245	H	Portland St.		7	5
																		247	H	CSU Bakersfield		1	5
				LAST 10 GAMES																			
				40	A	San Diego St.		6	8	47	H	Fresno St.		4	6								
				40	A	San Diego St.		1	9	89	A	Colorado St.		0	5								
				40	A	San Diego St.		3	5	89	A	Colorado St.		7	4								
				47	H	Fresno St.		3	4	89	A	Colorado St.		7	6								
				47	H	Fresno St.		0	3	91	A	Nevada		2	7								

Non-Div. I Games: Dixie St. 3 2

UNLV

Pennst.

Pennst.

Penn St.

RPI	S	Opponent	Score	
274	N	Buffalo	14	1
281	N	Cleveland St.	9	0

Penn St.

P
e
n
n
S
t
.

P
e
n
n
S
t
.

Average RPI Win:		183	WON-LOST RECORD		WINNING PCT. RANK		LAST 10 GAMES		STRENGTH OF SCHEDULE		OPP. STRENGTH OF SCHEDULE		TEAM RPI		ADJ RPI		CONF. RPI		ADJ CONF. RPI	
DIV. I ONLY			25-22-0		.53191 122		5-5-0		183		64		130		.50314 131		23		22	
DIV. I NON-CONF.			14-18-0		.4375 172		2-2-0		135		13		134		.4998 134		20		20	
TOTALS		RPI 1-25		RPI 26-50		W-L RECORDS		RPI 51-100		RPI 101-150		RPI 150+								
25-22-0		0-7-0		0-3-0		OVERALL		4-5-0		2-3-0		19-4-0								
13-9-0		0-3-0		0-1-0		HOME		2-2-0		1-1-0		10-2-0								
8-8-0		0-2-0		0-0-0		AWAY		0-3-0		0-1-0		8-2-0								
4-5-0		0-2-0		0-2-0		NEUTRAL		2-0-0		1-1-0		1-0-0								
14-18-0		0-7-0		0-3-0		NON-CONFERENCE		3-3-0		2-3-0		9-2-0								
6-7-0		0-3-0		0-1-0		HOME		1-0-0		1-1-0		4-2-0								
4-6-0		0-2-0		0-0-0		AWAY		0-3-0		0-1-0		4-0-0								
4-5-0		0-2-0		0-2-0		NEUTRAL		2-0-0		1-1-0		1-0-0								
11-4-0		0-0-0		0-0-0		CONFERENCE		1-2-0		0-0-0		10-2-0								
7-2-0		0-0-0		0-0-0		HOME		1-2-0		0-0-0		6-0-0								
4-2-0		0-0-0		0-0-0		AWAY		0-0-0		0-0-0		4-2-0								
0-0-0		0-0-0		0-0-0		NEUTRAL		0-0-0		0-0-0		0-0-0								
RPI	S	Opponent		Score		RPI	S	Opponent		Score		RPI	S	Opponent		Score				
5	H	Arizona		0	8	37	N	Oklahoma St.		4	7	54	H	Fla. Atlantic		5	4			
5	H	Arizona		1	11	38	H	Oregon St.		2	6	70	H	Grand Canyon		8	14			
9	H	Tennessee		0	9	40	N	San Diego St.		2	10	70	H	Grand Canyon		10	13			
15	N	LSU		0	9							70	H	Grand Canyon		13	5			
20	A	Arizona St.		3	7							74	A	Nebraska		3	9			
20	A	Arizona St.		2	5							74	A	Nebraska		6	7			
21	N	Michigan		4	5							74	A	Nebraska		1	4			
												88	N	Southern Ill.		1	0			
												88	N	Southern Ill.		7	4			
														110 N North Carolina St.		4	7			
														115 H DePaul		8	1			
														115 N DePaul		4	1			
														129 A UNLV		0	1			
														139 H Bradley		3	5			
														159 H UTSA		3	11			
														159 H UTSA		4	1			
														159 H UTSA		9	1			
														163 A New Mexico		7	6			
														163 H New Mexico		8	0			
														190 A Omaha		14	6			
														203 H Utah Valley		7	3			
														203 H Utah Valley		4	3			
														203 H Utah Valley		8	5			
														205 A Seattle U		14	6			
														205 A Seattle U		6	4			
														205 A Seattle U		2	6			
														220 H Northern Colo.		10	2			
														239 A UTEP		13	4			
														239 A UTEP		8	4			
														239 H UTEP		3	5			
														245 N Portland St.		8	7			
														247 A CSU Bakersfield		5	2			
														247 A CSU Bakersfield		4	7			
														247 A CSU Bakersfield		13	3			
														254 H UMKC		5	2			
														254 H UMKC		8	0			

Non-Div. I Games:

New Mexico St.

RPI	S	Opponent	Score
254	H	UMKC	11 3

New Mexico St.

Average RPI Win: 178		WON-LOST	WINNING	LAST 10	STRENGTH OF		OPP. STRENGTH	TEAM	ADJ	CONF.	ADJ CONF.
Average RPI Loss: 62		RECORD	PCT. RANK	GAMES	SCHEDULE		OF SCHEDULE	RPI	RPI	RPI	RPI
DIV. I ONLY		24-28-0	.46154	159	3-7-0		107	77	128	.50285	132
DIV. I NON-CONF.		21-14-0	.6	89	3-1-0		192	162	110	.51443	112
TOTALS		RPI 1-25	RPI 26-50		W-L RECORDS		RPI 51-100		RPI 101-150		RPI 150+
24-28-0		1-7-0	0-9-0		OVERALL		3-7-0		7-4-0		13-1-0
9-11-0		1-6-0	0-3-0		HOME		2-2-0		1-0-0		5-0-0
5-9-0		0-0-0	0-4-0		AWAY		1-1-0		4-4-0		0-0-0
10-8-0		0-1-0	0-2-0		NEUTRAL		0-4-0		2-0-0		8-1-0
21-14-0		0-2-0	0-4-0		NON-CONFERENCE		3-7-0		5-0-0		13-1-0
8-4-0		0-1-0	0-1-0		HOME		2-2-0		1-0-0		5-0-0
3-2-0		0-0-0	0-0-		AWAY		1-1-0		2-0-0		0-0-0
10-8-0		0-1-0	0-2-0		NEUTRAL		0-4-0		2-0-0		8-1-0
3-14-0		1-5-0	0-5-0		CONFERENCE		0-0-0		2-4-0		0-0-0
1-7-0		1-5-0	0-2-0		HOME		0-0-0		0-0-0		0-0-0
2-7-0		0-0-0	0-3-0		AWAY		0-0-0		2-4-0		0-0-0
0-0-0		0-0-0	0-0-0		NEUTRAL		0-0-0		0-0-0		0-0-0
RPI S	Opponent	Score	RPI S	Opponent	Score	RPI S	Opponent	Score	RPI S	Opponent	Score
10 H	Baylor	6 4	28 H	Tulsa	3 4	56 N	South Ala.	1 2	103 N	Eastern Ill.	4 0
10 H	Baylor	1 5	28 N	Tulsa	1 2	57 N	Georgia St.	4 5	111 A	Stetson	4 0
10 H	Baylor	1 6	33 H	Texas	0 10	68 N	Boston College	2 4	116 A	Lamar University	1 0
11 H	Oklahoma	2 6	33 H	Texas	0 2	74 A	Nebraska	5 3	134 N	Purdue	4 3
11 H	Oklahoma	7 16	37 A	Oklahoma St.	1 7	77 H	Wichita St.	0 6	137 A	Texas Tech	5 4
11 H	Oklahoma	1 4	37 A	Oklahoma St.	1 7	81 A	North Florida	6 8	137 A	Texas Tech	3 9
13 N	James Madison	0 5	37 A	Oklahoma St.	0 1	87 N	Northern Ill.	2 3	137 A	Texas Tech	8 5
15 H	LSU	2 10	43 N	FIU	3 4	91 H	Nevada	4 5	138 A	Iowa St.	2 3
			44 A	SIUE	1 7	91 H	Nevada	6 3	138 A	Iowa St.	2 3
						91 H	Nevada	13 5	138 A	Iowa St.	0 1
									141 H	Iowa	6 2
									167 N	Mercer	5 4
									169 H	Southeast Mo. St.	6 5
									190 H	Omaha	12 4
									194 N	Akron	2 1
									194 N	Akron	6 0
									254 H	UMKC	5 3
									261 N	South Dakota St.	2 3
									261 N	South Dakota St.	8 0
									275 N	Alabama A&M	5 1
									280 H	Green Bay	14 2
									280 H	Green Bay	12 0
									285 N	Savannah St.	16 1
									285 N	Savannah St.	16 2
									294 N	South Carolina St.	8 0
			LAST 10 GAMES			138 A	Iowa St.	2 3	91 H	Nevada	13 5
						138 A	Iowa St.	2 3	91 H	Nevada	6 3
						138 A	Iowa St.	0 1	91 H	Nevada	4 5
						33 H	Texas	0 2	74 A	Nebraska	5 3
						33 H	Texas	0 10	11 H	Oklahoma	2 6

Non-Div. I Games:

Kansas

Average RPI Win:		163	WON-LOST RECORD		WINNING PCT. RANK		LAST 10 GAMES		STRENGTH OF SCHEDULE		OPP. STRENGTH OF SCHEDULE		TEAM RPI		ADJ RPI		CONF. RPI		ADJ CONF. RPI				
DIV. I ONLY			21-30-0		.41176 196		4-6-0		74		73		132		.50109 133		10		10				
DIV. I NON-CONF.			15-18-0		.45455 165		0-1-0		97		81		127		.50533 127		7		7				
TOTALS		RPI 1-25		RPI 26-50		W-L RECORDS		RPI 51-100		RPI 101-150		RPI 150+											
21-30-0		0-5-0		0-8-0		OVERALL		4-10-0		7-4-0		10-3-0											
10-11-0		0-1-0		0-3-0		HOME		1-5-0		4-1-0		5-1-0											
8-12-0		0-0-0		0-3-0		AWAY		2-5-0		3-3-0		3-1-0											
3-7-0		0-4-0		0-2-0		NEUTRAL		1-0-0		0-0-0		2-1-0											
15-18-0		0-5-0		0-5-0		NON-CONFERENCE		1-4-0		4-1-0		10-3-0											
9-6-0		0-1-0		0-0-0		HOME		0-3-0		4-1-0		5-1-0											
3-5-0		0-0-0		0-0-		AWAY		0-1-0		0-0-0		3-1-0											
3-7-0		0-4-0		0-2-0		NEUTRAL		1-0-0		0-0-0		2-1-0											
6-12-0		0-0-0		0-3-0		CONFERENCE		3-6-0		3-3-0		0-0-0											
1-5-0		0-0-0		0-3-0		HOME		1-2-0		0-0-0		0-0-0											
5-7-0		0-0-0		0-0-0		AWAY		2-4-0		3-3-0		0-0-0											
0-0-0		0-0-0		0-0-0		NEUTRAL		0-0-0		0-0-0		0-0-0											
RPI	S	Opponent		Score		RPI	S	Opponent		Score		RPI	S	Opponent		Score		RPI	S	Opponent		Score	
4	N	UCLA		1	9	38	N	Oregon St.		10	11	51	H	San Jose St.		2	3	105	A	UC Santa Barbara		1	3
12	N	Minnesota		1	10	40	A	San Diego St.		4	5	51	H	San Jose St.		2	4	105	A	UC Santa Barbara		7	0
12	N	Minnesota		4	5	45	H	Cal St. Fullerton		5	9	61	H	Cal Poly		7	8	105	A	UC Santa Barbara		4	2
17	N	Kentucky		1	4	45	H	Cal St. Fullerton		5	6	61	H	Cal Poly		0	8	118	H	Massachusetts		5	9
24	H	California		4	6	45	H	Cal St. Fullerton		2	3	61	H	Cal Poly		1	0	118	H	Massachusetts		3	2
						47	A	Fresno St.		0	3	72	A	Hawaii		1	9	128	A	UC Riverside		5	4
						47	A	Fresno St.		3	7	72	A	Hawaii		7	6	128	A	UC Riverside		0	5
						49	N	McNeese		3	10	72	A	Hawaii		2	6	128	A	UC Riverside		8	9
												75	A	Long Beach St.		0	1	138	H	Iowa St.		3	1
												75	A	Long Beach St.		0	2	150	H	Princeton		10	1
												75	A	Long Beach St.		5	0	150	H	Princeton		2	1
												83	A	Stanford		1	9	165	A	San Diego		6	7
												83	H	Stanford		3	6	181	A	Sacramento St.		4	3
												85	N	Liberty		3	0	181	H	Sacramento St.		5	2
																		199	H	Seton Hall		3	5
																		203	N	Utah Valley		4	3
																		204	N	Idaho St.		3	7
																		221	H	North Dakota		8	0
																		235	A	Santa Clara		2	1
																		235	A	Santa Clara		2	0
																		243	H	Saint Mary's (CA)		1	0
																		243	H	Saint Mary's (CA)		7	5
																		244	N	Detroit Mercy		9	1
																		259	H	Bryant		15	0
				LAST 10 GAMES																			
						105	A	UC Santa Barbara		4	2	61	H	Cal Poly		0	8						
						105	A	UC Santa Barbara		1	3	24	H	California		4	6						
						105	A	UC Santa Barbara		7	0	128	A	UC Riverside		5	4						
						61	H	Cal Poly		1	0	128	A	UC Riverside		0	5						
						61	H	Cal Poly		7	8	128	A	UC Riverside		8	9						

Non-Div. I Games:

UC Davis

Average RPI Win: 147		WON-LOST	WINNING	LAST 10	STRENGTH OF		OPP. STRENGTH	TEAM	ADJ	CONF.	ADJ CONF.
Average RPI Loss: 69		RECORD	PCT. RANK	GAMES	SCHEDULE		OF SCHEDULE	RPI	RPI	RPI	RPI
DIV. I ONLY		19-35-0	.35185	242	3-7-0		40	63	135	.50097	134
DIV. I NON-CONF.		11-21-0	.34375	225	0-0-0		59	96	167	.48686	165
TOTALS		RPI 1-25	RPI 26-50		W-L RECORDS		RPI 51-100		RPI 101-150		RPI 150+
19-35-0		0-5-0	1-10-0		OVERALL		3-13-0		7-4-0		8-3-0
8-4-0		0-0-0	1-2-0		HOME		2-0-0		4-2-0		1-0-0
2-15-0		0-4-0	0-5-0		AWAY		1-5-0		1-1-0		0-0-0
9-16-0		0-1-0	0-3-0		NEUTRAL		0-8-0		2-1-0		7-3-0
11-21-0		0-2-0	0-5-0		NON-CONFERENCE		1-10-0		2-1-0		8-3-0
1-0-0		0-0-0	0-0-0		HOME		0-0-0		0-0-0		1-0-0
1-5-0		0-1-0	0-0-		AWAY		1-2-0		0-0-0		0-0-0
9-16-0		0-1-0	0-3-0		NEUTRAL		0-8-0		2-1-0		7-3-0
8-14-0		0-3-0	1-5-0		CONFERENCE		2-3-0		5-3-0		0-0-0
7-4-0		0-0-0	1-2-0		HOME		2-0-0		4-2-0		0-0-0
1-10-0		0-3-0	0-3-0		AWAY		0-3-0		1-1-0		0-0-0
0-0-0		0-0-0	0-0-0		NEUTRAL		0-0-0		0-0-0		0-0-0
RPI S	Opponent	Score	RPI S	Opponent	Score	RPI S	Opponent	Score	RPI S	Opponent	Score
5 N	Arizona	1 13	27 A	Illinois	1 9	52 A	South Fla.	2 0	104 H	Michigan St.	4 3
12 A	Minnesota	0 8	27 A	Illinois	6 7	55 N	Louisville	5 6	104 H	Michigan St.	2 1
12 A	Minnesota	2 12	27 A	Illinois	4 11	55 N	Louisville	1 9	104 H	Michigan St.	13 6
12 A	Minnesota	1 9	34 A	North Carolina	1 10	56 N	South Ala.	2 5	105 N	UC Santa Barbara	6 4
20 A	Arizona St.	0 3	34 A	North Carolina	0 5	61 N	Cal Poly	1 2	113 A	Indiana	0 4
			36 N	Notre Dame	1 6	65 A	Northwestern	4 12	113 A	Indiana	2 1
			41 N	USC Upstate	0 7	65 A	Northwestern	3 6	132 N	Kansas	3 4
			42 H	Wisconsin	1 3	65 A	Northwestern	0 6	136 N	Villanova	2 0
			42 H	Wisconsin	2 5	72 A	Hawaii	1 2	141 H	Iowa	3 8
			42 H	Wisconsin	5 4	72 A	Hawaii	1 4	141 H	Iowa	0 5
			47 N	Fresno St.	0 4	74 H	Nebraska	4 3	141 H	Iowa	4 2
						74 H	Nebraska	6 4	162 N	Saint Joseph's	3 2
						80 N	Houston	2 8	171 N	UConn	6 1
						83 N	Stanford	9 16	173 N	Harvard	8 3
						83 N	Stanford	6 10	173 N	Harvard	3 7
						100 N	Charlotte	1 2	189 N	LIU Brooklyn	5 21
									201 N	Marist	1 4
									201 N	Marist	8 6
									243 N	Saint Mary's (CA)	6 1
									259 N	Bryant	6 0
									266 H	Fort Wayne	10 0
									269 N	Mt. St. Mary's	10 2
			LAST 10 GAMES								
			74 H	Nebraska	6 4	65 A	Northwestern	3 6			
			74 H	Nebraska	4 3	65 A	Northwestern	0 6			
			12 A	Minnesota	2 12	65 A	Northwestern	4 12			
			12 A	Minnesota	1 9	42 H	Wisconsin	1 3			
			12 A	Minnesota	0 8	42 H	Wisconsin	5 4			

Non-Div. I Games:

Purdue

Average RPI Win:		208	WON-LOST RECORD		WINNING PCT. RANK		LAST 10 GAMES		STRENGTH OF SCHEDULE		OPP. STRENGTH OF SCHEDULE		TEAM RPI		ADJ RPI		CONF. RPI		ADJ CONF. RPI	
DIV. I ONLY			35-19-0		.64815 51		6-4-0		247		223		134		.4998 136		17		17	
DIV. I NON-CONF.			22-11-0		.66667 63		2-2-0		274		254		143		.494 145		19		19	
TOTALS		RPI 1-25		RPI 26-50		W-L RECORDS		RPI 51-100		RPI 101-150		RPI 150+								
35-19-0		0-0-0		0-0-0		OVERALL		3-5-0		4-4-0		28-10-0								
14-6-0		0-0-0		0-0-0		HOME		0-2-0		3-0-0		11-4-0								
13-7-0		0-0-0		0-0-0		AWAY		3-1-0		0-2-0		10-4-0								
8-6-0		0-0-0		0-0-0		NEUTRAL		0-2-0		1-2-0		7-2-0								
22-11-0		0-0-0		0-0-0		NON-CONFERENCE		1-4-0		1-4-0		20-3-0								
8-3-0		0-0-0		0-0-0		HOME		0-2-0		0-0-0		8-1-0								
6-2-0		0-0-0		0-0-		AWAY		1-0-0		0-2-0		5-0-0								
8-6-0		0-0-0		0-0-0		NEUTRAL		0-2-0		1-2-0		7-2-0								
13-8-0		0-0-0		0-0-0		CONFERENCE		2-1-0		3-0-0		8-7-0								
6-3-0		0-0-0		0-0-0		HOME		0-0-0		3-0-0		3-3-0								
7-5-0		0-0-0		0-0-0		AWAY		2-1-0		0-0-0		5-4-0								
0-0-0		0-0-0		0-0-0		NEUTRAL		0-0-0		0-0-0		0-0-0								
RPI	S	Opponent	Score	RPI	S	Opponent	Score	RPI	S	Opponent	Score	RPI	S	Opponent	Score					
								52	A	South Fla.	5 0	104	N	Michigan St.	1 7					
								53	N	Central Mich.	0 5	115	H	DePaul	9 2					
								57	N	Georgia St.	3 4	115	H	DePaul	8 2					
								66	A	St. John's (NY)	2 0	115	H	DePaul	7 4					
								66	A	St. John's (NY)	8 0	117	A	Delaware	4 5					
								66	A	St. John's (NY)	0 10	117	A	Delaware	4 6					
								78	H	Lehigh	0 2	134	N	Purdue	0 2					
								78	H	Lehigh	0 4	135	N	UAB	8 3					
												176	A	Butler	1 4					
												176	A	Butler	5 9					
												176	A	Butler	0 5					
												179	H	Providence	8 1					
												179	H	Providence	6 15					
												179	H	Providence	9 10					
												180	A	Penn	8 1					
												193	N	Western Mich.	5 2					
												199	A	Seton Hall	8 7					
												199	A	Seton Hall	6 8					
												199	A	Seton Hall	8 2					
												208	H	Monmouth	4 3					
												208	H	Monmouth	0 22					
												208	N	Monmouth	3 2					
												209	H	Creighton	5 3					
												209	H	Creighton	3 12					
												209	H	Creighton	7 0					
												214	N	Quinnipiac	1 2					
												217	N	Eastern Mich.	1 0					

Non-Div. I Games:

Villanova

RPI	S	Opponent	Score	
219	H	La Salle	7	5
229	N	Oakland	8	4
240	A	Georgetown	10	2
240	A	Georgetown	8	0
240	A	Georgetown	8	6
251	N	Yale	7	4
252	H	Morgan St.	12	4
252	H	Morgan St.	3	2
253	A	Lafayette	4	0
253	A	Lafayette	6	2
255	H	Delaware St.	6	2
255	H	Delaware St.	4	1
261	N	South Dakota St.	3	5
264	N	Canisius	4	3
266	N	Fort Wayne	10	8
284	A	Fairleigh Dickinson	10	0
284	A	Fairleigh Dickinson	5	2
289	H	Rider	15	0
289	H	Rider	9	1

Villanova

V
i
l
l
a
n
o
v
a

V
i
l
l
a
n
o
v
a

I o w a s t .

How was it?

Iowa St.

RPI	S	Opponent	Score	
267	A	Tennessee St.	9	0
267	A	Tennessee St.	2	0
275	H	Alabama A&M	5	1
275	N	Alabama A&M	21	1

Iowa St.

I
o
w
a
S
t
.

I
o
w
a
S
t
.

Average RPI Win:		155	WON-LOST RECORD		WINNING PCT. RANK		LAST 10 GAMES		STRENGTH OF SCHEDULE		OPP. STRENGTH OF SCHEDULE		TEAM RPI		ADJ RPI		CONF. RPI		ADJ CONF. RPI	
Average RPI Loss:		96																		
DIV. I ONLY			21-32-0		.39623 206		2-8-0		75		111		148		.4974 139		13		13	
DIV. I NON-CONF.			14-13-0		.51852 123		0-0-0		48		110		81		.53589 83		13		13	
TOTALS			RPI 1-25		RPI 26-50		W-L RECORDS		RPI 51-100		RPI 101-150		RPI 150+							
21-32-0			1-2-0		1-3-0		OVERALL		3-15-0		3-5-0		13-7-0							
3-10-0			0-0-0		0-0-0		HOME		1-3-0		0-3-0		2-4-0							
7-16-0			1-1-0		0-2-0		AWAY		1-10-0		2-1-0		3-2-0							
11-6-0			0-1-0		1-1-0		NEUTRAL		1-2-0		1-1-0		8-1-0							
14-13-0			1-2-0		1-3-0		NON-CONFERENCE		1-5-0		2-1-0		9-2-0							
0-0-0			0-0-0		0-0-0		HOME		0-0-0		0-0-0		0-0-0							
3-7-0			1-1-0		0-0-		AWAY		0-3-0		1-0-0		1-1-0							
11-6-0			0-1-0		1-1-0		NEUTRAL		1-2-0		1-1-0		8-1-0							
7-19-0			0-0-0		0-0-0		CONFERENCE		2-10-0		1-4-0		4-5-0							
3-10-0			0-0-0		0-0-0		HOME		1-3-0		0-3-0		2-4-0							
4-9-0			0-0-0		0-0-0		AWAY		1-7-0		1-1-0		2-1-0							
0-0-0			0-0-0		0-0-0		NEUTRAL		0-0-0		0-0-0		0-0-0							
RPI	S	Opponent	Score		RPI	S	Opponent	Score		RPI	S	Opponent	Score		RPI	S	Opponent	Score		
9	A	Tennessee	2	10	27	A	Illinois	1	7	58	A	Illinois St.	1	9	115	N	DePaul	2	11	
9	N	Tennessee	0	8	38	N	Oregon St.	18	8	58	A	Illinois St.	5	6	117	N	Delaware	2	1	
19	A	Louisiana	2	1	39	N	Jacksonville St.	2	3	58	H	Illinois St.	2	6	123	H	Drake	0	5	
					44	A	SIUE	0	10	62	N	Ohio	2	16	123	H	Drake	1	4	
										64	N	Utah St.	5	7	123	H	Drake	3	5	
										64	N	Utah St.	4	0	131	A	New Mexico St.	5	3	
										70	A	Grand Canyon	4	5	149	A	Loyola Chicago	4	1	
										70	A	Grand Canyon	4	7	149	A	Loyola Chicago	3	5	
										70	A	Grand Canyon	3	11	152	H	Missouri St.	9	1	
										76	A	UNI	0	5	152	H	Missouri St.	0	5	
										76	A	UNI	8	9	152	H	Missouri St.	0	4	
										76	A	UNI	0	1	154	A	Evansville	7	4	
										77	H	Wichita St.	1	0	154	A	Evansville	8	7	
										77	H	Wichita St.	1	10	154	A	Evansville	0	7	
										77	H	Wichita St.	5	7	158	N	Southeastern La.	6	5	
										88	A	Southern Ill.	1	2	177	N	Maryland	4	2	
										88	A	Southern Ill.	6	5	178	H	Indiana St.	5	3	
										88	A	Southern Ill.	1	6	178	H	Indiana St.	2	5	
															178	H	Indiana St.	2	7	
															202	N	Bowling Green	5	3	
															216	N	Wagner	10	1	
															220	N	Northern Colo.	9	3	
															220	N	Northern Colo.	5	6	
															220	N	Northern Colo.	9	1	
															224	A	Southern Utah	4	1	
															224	A	Southern Utah	7	10	
															237	N	Dartmouth	6	3	
LAST 10 GAMES																				
					178	H	Indiana St.	5	3	58	H	Illinois St.	2	6						
					178	H	Indiana St.	2	5	123	H	Drake	1	4						
					178	H	Indiana St.	2	7	123	H	Drake	3	5						
					149	A	Loyola Chicago	3	5	123	H	Drake	0	5						
					149	A	Loyola Chicago	4	1	58	A	Illinois St.	5	6						

Non-Div. I Games:

Bradley

RPI	S	Opponent	Score	
271	N	Mississippi Val.	12	5

Bradley

B
r
a
d
l
e
y

B
r
a
d
l
e
y

Average RPI Win: 190		WON-LOST RECORD		WINNING PCT. RANK		LAST 10 GAMES		STRENGTH OF SCHEDULE		OPP. STRENGTH OF SCHEDULE		TEAM RPI		ADJ RPI		CONF. RPI		ADJ CONF. RPI	
DIV. I ONLY		30-22-0		.57692 90		5-3-0		225		136		141		.49696 140		24		24	
DIV. I NON-CONF.		15-16-0		.48387 142		0-0-0		176		74		139		.49545 142		21		21	
TOTALS		RPI 1-25		RPI 26-50		W-L RECORDS		RPI 51-100		RPI 101-150		RPI 150+							
30-22-0		0-4-0		0-1-0		OVERALL		2-4-0		5-3-0		23-10-0							
15-5-0		0-0-0		0-0-0		HOME		1-1-0		0-0-0		14-4-0							
8-6-0		0-0-0		0-1-0		AWAY		0-2-0		2-1-0		6-2-0							
7-11-0		0-4-0		0-0-0		NEUTRAL		1-1-0		3-2-0		3-4-0							
15-16-0		0-4-0		0-1-0		NON-CONFERENCE		2-4-0		3-2-0		10-5-0							
6-2-0		0-0-0		0-0-0		HOME		1-1-0		0-0-0		5-1-0							
2-3-0		0-0-0		0-0-		AWAY		0-2-0		0-0-0		2-0-0							
7-11-0		0-4-0		0-0-0		NEUTRAL		1-1-0		3-2-0		3-4-0							
15-6-0		0-0-0		0-0-0		CONFERENCE		0-0-0		2-1-0		13-5-0							
9-3-0		0-0-0		0-0-0		HOME		0-0-0		0-0-0		9-3-0							
6-3-0		0-0-0		0-0-0		AWAY		0-0-0		2-1-0		4-2-0							
0-0-0		0-0-0		0-0-0		NEUTRAL		0-0-0		0-0-0		0-0-0							
RPI S	Opponent	Score		RPI S	Opponent	Score		RPI S	Opponent	Score		RPI S	Opponent	Score					
2 N	Oregon	0	1	28 A	Tulsa	1	3	64 N	Utah St.	2	8	102 A	Weber St.	9	2				
2 N	Oregon	0	6					72 A	Hawaii	3	9	102 A	Weber St.	4	3				
16 N	Utah	2	5					76 A	UNI	2	10	102 A	Weber St.	5	6				
24 N	California	0	7					77 N	Wichita St.	3	1	123 N	Drake	5	7				
								92 H	Boise St.	3	1	129 N	UNLV	4	5				
								92 H	Boise St.	3	4	129 N	UNLV	6	2				
												129 N	UNLV	6	0				
												137 N	Texas Tech	8	5				
												172 N	Toledo	8	6				
												181 A	Sacramento St.	3	5				
												181 A	Sacramento St.	3	2				
												181 A	Sacramento St.	3	2				
												190 N	Omaha	5	9				
												190 N	Omaha	4	7				
												196 H	Maine	4	7				
												196 H	Maine	5	2				
												196 H	Maine	10	1				
												203 N	Utah Valley	9	6				
												204 H	Idaho St.	6	3				
												204 H	Idaho St.	1	0				
												204 H	Idaho St.	3	5				
												205 H	Seattle U	4	3				
												205 H	Seattle U	12	4				
												205 H	Seattle U	9	8				
												205 N	Seattle U	3	6				
												205 N	Seattle U	0	2				
												220 H	Northern Colo.	1	0				
				LAST 10 GAMES															
				102 A	Weber St.	5	6	204 H	Idaho St.	1	0	205 H	Seattle U	12	4				
				102 A	Weber St.	9	2	245 A	Portland St.	1	2	205 H	Seattle U	9	8				
				102 A	Weber St.	4	3	245 A	Portland St.	2	1	205 N	Seattle U	3	6				
				204 H	Idaho St.	3	5	245 A	Portland St.	4	3	205 N	Seattle U	0	2				
				204 H	Idaho St.	6	3	220 H	Northern Colo.	11	5	220 H	Northern Colo.	1	0				

Non-Div. I Games: Carroll (MT) 11 0 Carroll (MT) 3 2

Montana

RPI	S	Opponent	Score	
220	H	Northern Colo.	11	5
220	H	Northern Colo.	9	4
221	H	North Dakota	3	5
221	H	North Dakota	2	0
221	H	North Dakota	6	2
224	H	Southern Utah	0	2
224	H	Southern Utah	5	2
224	H	Southern Utah	8	3
235	A	Santa Clara	7	2
235	A	Santa Clara	8	1
245	A	Portland St.	4	3
245	A	Portland St.	2	1
245	A	Portland St.	1	2
261	N	South Dakota St.	6	5

Montana

M
o
n
t
a
n
a

M
o
n
t
a
n
a

Average RPI Win: 147		WON-LOST RECORD		WINNING PCT. RANK		LAST 10 GAMES		STRENGTH OF SCHEDULE		OPP. STRENGTH OF SCHEDULE		TEAM RPI		ADJ RPI		CONF. RPI		ADJ CONF. RPI				
DIV. I ONLY		19-31-0		.38 222		4-6-0		82		43		144		.49665 141		8		6				
DIV. I NON-CONF.		10-17-0		.37037 209		2-0-0		148		62		185		.47443 180		5		5				
TOTALS		RPI 1-25		RPI 26-50		W-L RECORDS		RPI 51-100		RPI 101-150		RPI 150+										
19-31-0		0-7-0		2-11-0		OVERALL		4-2-0		5-5-0		8-6-0										
11-7-0		0-0-0		0-3-0		HOME		3-2-0		1-0-0		7-2-0										
6-14-0		0-3-0		2-7-0		AWAY		1-0-0		3-2-0		0-2-0										
2-10-0		0-4-0		0-1-0		NEUTRAL		0-0-0		1-3-0		1-2-0										
10-17-0		0-4-0		0-4-0		NON-CONFERENCE		1-0-0		3-4-0		6-5-0										
6-1-0		0-0-0		0-0-0		HOME		0-0-0		1-0-0		5-1-0										
2-6-0		0-0-0		0-0-		AWAY		1-0-0		1-1-0		0-2-0										
2-10-0		0-4-0		0-1-0		NEUTRAL		0-0-0		1-3-0		1-2-0										
9-14-0		0-3-0		2-7-0		CONFERENCE		3-2-0		2-1-0		2-1-0										
5-6-0		0-0-0		0-3-0		HOME		3-2-0		0-0-0		2-1-0										
4-8-0		0-3-0		2-4-0		AWAY		0-0-0		2-1-0		0-0-0										
0-0-0		0-0-0		0-0-0		NEUTRAL		0-0-0		0-0-0		0-0-0										
RPI	S	Opponent		Score		RPI	S	Opponent		Score		RPI	S	Opponent		Score						
1	N	Florida		0	8	27	H	Illinois		4	7	65	H	Northwestern		2	5	123	A	Drake	2	0
6	N	Washington		0	8	27	H	Illinois		2	5	65	H	Northwestern		7	6	123	N	Drake	1	11
12	A	Minnesota		1	9	27	H	Illinois		0	8	65	H	Northwestern		2	5	126	N	Abilene Christian	2	1
12	A	Minnesota		0	3	29	A	Texas St.		0	2	74	H	Nebraska		4	3	126	N	Abilene Christian	1	3
12	A	Minnesota		0	5	32	A	Missouri		0	9	74	H	Nebraska		5	2	132	A	Kansas	2	6
20	N	Arizona St.		4	5	32	A	Missouri		0	2	76	A	UNI		4	2	134	A	Purdue	5	0
24	N	California		0	1	35	A	Ohio St.		1	3							134	A	Purdue	8	3
						35	A	Ohio St.		0	6							134	A	Purdue	2	4
						35	A	Ohio St.		4	2							137	N	Texas Tech	4	7
						42	A	Wisconsin		5	6							138	H	Iowa St.	2	1
						42	A	Wisconsin		4	3							155	A	Georgia Tech	5	6
						42	A	Wisconsin		1	8							155	A	Georgia Tech	2	3
						47	N	Fresno St.		7	11							160	N	Virginia Tech	1	2
																		160	N	Virginia Tech	1	2
																		191	H	Rutgers	5	4
																		191	H	Rutgers	0	2
																		191	H	Rutgers	2	0
																		195	H	South Dakota	1	0
																		198	H	Valparaiso	3	0
																		209	H	Creighton	2	4
																		222	H	Western Ill.	3	1
																		261	H	South Dakota St.	5	0
																		261	H	South Dakota St.	2	0
																		262	N	A&M-Corpus Christi	8	0
				LAST 10 GAMES																		
				65	H	Northwestern		2	5	35	A	Ohio St.		0	6	261	H	South Dakota St.		5	0	
				65	H	Northwestern		7	6	35	A	Ohio St.		1	3	261	H	South Dakota St.		2	0	
				65	H	Northwestern		2	5	222	H	Western Ill.		3	1	262	N	A&M-Corpus Christi		8	0	
				123	A	Drake		2	0	12	A	Minnesota		0	3							
				35	A	Ohio St.		4	2	12	A	Minnesota		1	9							

Non-Div. I Games:

Iowa

Average RPI Win: 215		WON-LOST	WINNING	LAST 10	STRENGTH OF		OPP. STRENGTH	TEAM	ADJ		CONF.	ADJ CONF.					
Average RPI Loss: 125		RECORD	PCT. RANK	GAMES	SCHEDULE		OF SCHEDULE	RPI	RPI		RPI	RPI					
DIV. I ONLY		35-20-0	.63636	57	8-2-0		243	216	137	.49665	141	30	28				
DIV. I NON-CONF.		15-16-0	.48387	142	2-0-0		144	123	136	.49605	141	28	27				
<hr/>																	
TOTALS		RPI 1-25		RPI 26-50		W-L RECORDS		RPI 51-100		RPI 101-150		RPI 150+					
35-20-0		0-3-0		0-3-0		OVERALL		0-3-0		4-2-0		31-9-0					
12-2-0		0-0-0		0-0-0		HOME		0-0-0		2-0-0		10-2-0					
11-9-0		0-2-0		0-2-0		AWAY		0-1-0		1-1-0		10-3-0					
12-9-0		0-1-0		0-1-0		NEUTRAL		0-2-0		1-1-0		11-4-0					
15-16-0		0-3-0		0-3-0		NON-CONFERENCE		0-3-0		4-2-0		11-5-0					
2-0-0		0-0-0		0-0-0		HOME		0-0-0		2-0-0		0-0-0					
1-7-0		0-2-0		0-0-		AWAY		0-1-0		1-1-0		0-1-0					
12-9-0		0-1-0		0-1-0		NEUTRAL		0-2-0		1-1-0		11-4-0					
20-4-0		0-0-0		0-0-0		CONFERENCE		0-0-0		0-0-0		20-4-0					
10-2-0		0-0-0		0-0-0		HOME		0-0-0		0-0-0		10-2-0					
10-2-0		0-0-0		0-0-0		AWAY		0-0-0		0-0-0		10-2-0					
0-0-0		0-0-0		0-0-0		NEUTRAL		0-0-0		0-0-0		0-0-0					
RPI	S	Opponent		Score		RPI	S	Opponent		Score		RPI	S	Opponent		Score	
11	A	Oklahoma		1	16	27	A	Illinois		3	7	65	A	Northwestern		4	10
11	A	Oklahoma		0	8	27	A	Illinois		5	7	73	N	Murray St.		0	1
17	N	Kentucky		2	6	50	N	Lipscomb		0	1	87	N	Northern Ill.		1	6

Non-Div. I Games:

Ill.-Chicago

RPI	S	Opponent	Score	
222	N	Western Ill.	6	4
222	N	Western Ill.	0	1
229	A	Oakland	2	1
229	A	Oakland	5	3
229	A	Oakland	10	3
235	A	Santa Clara	2	4
244	H	Detroit Mercy	4	7
244	H	Detroit Mercy	9	3
244	H	Detroit Mercy	6	1
263	H	Northern Ky.	6	1
263	H	Northern Ky.	3	4
263	H	Northern Ky.	1	0
266	N	Fort Wayne	9	2
280	H	Green Bay	9	1
280	H	Green Bay	9	0
280	H	Green Bay	3	0
281	H	Cleveland St.	10	3
281	H	Cleveland St.	10	0
281	H	Cleveland St.	9	1

I
l
l
.
-
C
h
i
c
a
g
o

I
l
l
.
-
C
h
i
c
a
g
o

Longwood

Longwood

Longwood

Average RPI Win: 194		WON-LOST	WINNING	LAST 10	STRENGTH OF		OPP. STRENGTH	TEAM	ADJ	CONF.	ADJ CONF.
Average RPI Loss: 102		RECORD	PCT. RANK	GAMES	SCHEDULE		OF SCHEDULE	RPI	RPI	RPI	RPI
DIV. I ONLY		23-27-0	.46	162	5-5-0		97	178	140	.49653	144
DIV. I NON-CONF.		17-14-0	.54839	115	2-0-0		216	242	157	.4891	160
TOTALS		RPI 1-25	RPI 26-50		W-L RECORDS		RPI 51-100		RPI 101-150		RPI 150+
23-27-0		0-5-0	0-2-0		OVERALL		5-8-0		3-8-0		15-4-0
9-6-0		0-3-0	0-0-0		HOME		2-1-0		0-0-0		7-2-0
6-14-0		0-0-0	0-1-0		AWAY		3-6-0		2-6-0		1-1-0
8-7-0		0-2-0	0-1-0		NEUTRAL		0-1-0		1-2-0		7-1-0
17-14-0		0-2-0	0-2-0		NON-CONFERENCE		0-2-0		2-6-0		15-2-0
7-0-0		0-0-0	0-0-0		HOME		0-0-0		0-0-0		7-0-0
2-7-0		0-0-0	0-0-		AWAY		0-1-0		1-4-0		1-1-0
8-7-0		0-2-0	0-1-0		NEUTRAL		0-1-0		1-2-0		7-1-0
6-13-0		0-3-0	0-0-0		CONFERENCE		5-6-0		1-2-0		0-2-0
2-6-0		0-3-0	0-0-0		HOME		2-1-0		0-0-0		0-2-0
4-7-0		0-0-0	0-0-0		AWAY		3-5-0		1-2-0		0-0-0
0-0-0		0-0-0	0-0-0		NEUTRAL		0-0-0		0-0-0		0-0-0
RPI S	Opponent	Score	RPI S	Opponent	Score	RPI S	Opponent	Score	RPI S	Opponent	Score
13 H	James Madison	3 15	26 N	Marshall	0 3	52 N	South Fla.	3 9	114 N	Ball St.	0 10
13 H	James Madison	0 7	34 A	North Carolina	5 6	69 A	Hofstra	5 6	117 A	Delaware	0 4
13 H	James Madison	5 15				69 A	Hofstra	3 1	117 A	Delaware	4 5
14 N	Alabama	2 4				79 H	Col. of Charleston	6 5	117 A	Delaware	12 3
14 N	Alabama	0 17				79 H	Col. of Charleston	10 6	125 N	Miami (OH)	8 0
						79 H	Col. of Charleston	3 4	127 A	Virginia	7 4
						93 A	Elon	3 4	127 A	Virginia	4 5
						93 A	Elon	2 1	143 A	Longwood	2 8
						93 A	Elon	0 1	143 A	Longwood	4 5
						95 A	UNCW	0 1	145 N	Campbell	3 4
						95 A	UNCW	4 2	147 A	Furman	0 12
						95 A	UNCW	0 3	180 N	Penn	4 5
						98 A	Coastal Caro.	3 4	193 N	Western Mich.	10 5
									200 N	Youngstown St.	9 7
									200 N	Youngstown St.	6 5
									215 N	Hampton	17 2
									226 A	George Mason	5 6
									226 A	George Mason	3 1
									231 N	Colgate	9 2
									240 H	Georgetown	12 4
									240 N	Georgetown	2 1
									242 H	Drexel	0 3
									242 H	Drexel	8 9
									252 H	Morgan St.	8 0
									252 H	Morgan St.	5 0
									266 N	Fort Wayne	9 1
									283 H	Norfolk St.	8 0
			LAST 10 GAMES								
			79 H	Col. of Charleston	10 6	95 A	UNCW	4 2			
			79 H	Col. of Charleston	3 4	242 H	Drexel	0 3			
			79 H	Col. of Charleston	6 5	242 H	Drexel	8 9			
			95 A	UNCW	0 1	293 H	Howard	5 1			
			95 A	UNCW	0 3	293 H	Howard	8 0			

Non-Div. I Games:

Towson

RPI	S	Opponent	Score	
283	H	Norfolk St.	8	0
293	H	Howard	8	0
293	H	Howard	5	1

Towson

T
O
W
S
O
N

T
O
W
S
O
N

[illegible]

Non-Div. I Games:

Campbell

RPI	S	Opponent	Score	
225	A	Presbyterian	6	1
225	A	Presbyterian	3	6
225	A	Presbyterian	8	4
227	H	Appalachian St.	2	5
238	H	Gardner-Webb	5	3
238	H	Gardner-Webb	9	16
238	H	Gardner-Webb	7	3
276	H	N.C. A&T	0	1
279	H	N.C. Central	8	0
281	N	Cleveland St.	10	1
283	H	Norfolk St.	7	6
288	H	UMES	12	4
289	H	Rider	9	1
289	H	Rider	5	2

Campbell

C
a
m
p
b
e
l
l

C
a
m
p
b
e
l
l

Average RPI Win: 178		WON-LOST	WINNING	LAST 10	STRENGTH OF		OPP. STRENGTH	TEAM	ADJ		CONF.	ADJ CONF.		
Average RPI Loss: 71		RECORD	PCT. RANK	GAMES	SCHEDULE		OF SCHEDULE	RPI	RPI		RPI	RPI		
DIV. I ONLY		19-29-0	.39583	210	5-5-0		87	76	149		.49612	146		
DIV. I NON-CONF.		14-22-0	.38889	195	0-0-0		53	39	131		.50523	128		
TOTALS		RPI 1-25	RPI 26-50		W-L RECORDS		RPI 51-100		RPI 101-150		RPI 150+			
19-29-0		0-9-0	0-5-0		OVERALL		4-4-0		3-8-0		12-3-0			
11-18-0		0-5-0	0-4-0		HOME		0-2-0		2-5-0		9-2-0			
4-5-0		0-0-0	0-0-0		AWAY		1-1-0		1-3-0		2-1-0			
4-6-0		0-4-0	0-1-0		NEUTRAL		3-1-0		0-0-0		1-0-0			
14-22-0		0-6-0	0-5-0		NON-CONFERENCE		4-4-0		3-5-0		7-2-0			
8-15-0		0-2-0	0-4-0		HOME		0-2-0		2-5-0		6-2-0			
2-1-0		0-0-0	0-0-		AWAY		1-1-0		1-0-0		0-0-0			
4-6-0		0-4-0	0-1-0		NEUTRAL		3-1-0		0-0-0		1-0-0			
5-7-0		0-3-0	0-0-0		CONFERENCE		0-0-0		0-3-0		5-1-0			
3-3-0		0-3-0	0-0-0		HOME		0-0-0		0-0-0		3-0-0			
2-4-0		0-0-0	0-0-0		AWAY		0-0-0		0-3-0		2-1-0			
0-0-0		0-0-0	0-0-0		NEUTRAL		0-0-0		0-0-0		0-0-0			
RPI	S	Opponent	Score		RPI	S	Opponent	Score		RPI	S	Opponent	Score	
5	H	Arizona	0	10	30	N	Arkansas	2	15	51	H	San Jose St.	0	10
11	H	Oklahoma	4	6	33	H	Texas	2	8	64	N	Utah St.	5	9
16	N	Utah	2	6	45	H	Cal St. Fullerton	5	9	64	N	Utah St.	3	1
18	H	BYU	1	5	45	H	Cal St. Fullerton	0	3	67	N	CSUN	2	1
18	H	BYU	0	8	45	H	Cal St. Fullerton	2	4	75	A	Long Beach St.	6	1
18	H	BYU	0	2						75	A	Long Beach St.	2	3
23	N	Ole Miss	1	8						85	N	Liberty	10	8
23	N	Ole Miss	0	2						92	H	Boise St.	0	5
24	N	California	4	7										

Non-Div. I Games:

Loyola Marymount

Average RPI Win:	216	WON-LOST RECORD	WINNING PCT. RANK	LAST 10 GAMES	STRENGTH OF SCHEDULE	OPP. STRENGTH OF SCHEDULE	TEAM RPI	ADJ RPI	CONF. RPI	ADJ CONF. RPI		
DIV. I ONLY		31-21-0	.59615	81	6-4-0	215	218	136	.49602	147	22	23
DIV. I NON-CONF.		20-15-0	.57143	101	2-0-0	196	226	130	.49937	135	22	22
<hr/>												
TOTALS	RPI 1-25	RPI 26-50		W-L RECORDS		RPI 51-100		RPI 101-150		RPI 150+		
31-21-0	0-3-0	0-5-0		OVERALL		0-2-0		3-1-0		28-10-0		
17-9-0	0-0-0	0-2-0		HOME		0-0-0		3-1-0		14-6-0		
10-8-0	0-3-0	0-0-0		AWAY		0-2-0		0-0-0		10-3-0		
4-4-0	0-0-0	0-3-0		NEUTRAL		0-0-0		0-0-0		4-1-0		
20-15-0	0-3-0	0-5-0		NON-CONFERENCE		0-2-0		2-0-0		18-5-0		
12-6-0	0-0-0	0-2-0		HOME		0-0-0		2-0-0		10-4-0		
4-5-0	0-3-0	0-0-		AWAY		0-2-0		0-0-0		4-0-0		
4-4-0	0-0-0	0-3-0		NEUTRAL		0-0-0		0-0-0		4-1-0		
11-6-0	0-0-0	0-0-0		CONFERENCE		0-0-0		1-1-0		10-5-0		
5-3-0	0-0-0	0-0-0		HOME		0-0-0		1-1-0		4-2-0		
6-3-0	0-0-0	0-0-0		AWAY		0-0-0		0-0-0		6-3-0		
0-0-0	0-0-0	0-0-0		NEUTRAL		0-0-0		0-0-0		0-0-0		
RPI	S	Opponent	Score	RPI	S	Opponent	Score	RPI	S	Opponent	Score	
7	A	Florida St.	1 5	26	N	Marshall	4 5	100	A	Charlotte	2 16	
7	A	Florida St.	1 9	41	H	USC Upstate	1 3	100	A	Charlotte	1 4	
22	A	South Carolina	0 8	41	H	USC Upstate	0 3					
				50	N	Lipscomb	1 2					
				50	N	Lipscomb	2 5					

Non-Div. I Games:

Furman

RPI	S	Opponent	Score	
234	N	Florida A&M	3	1
234	N	Florida A&M	4	0
238	A	Gardner-Webb	3	2
238	A	Gardner-Webb	20	5
240	H	Georgetown	11	6
241	H	Sacred Heart	7	4
255	H	Delaware St.	5	0
256	H	Chattanooga	1	2
256	H	Chattanooga	2	1
256	H	Chattanooga	4	2
264	H	Canisius	0	3
293	H	Howard	8	0
293	N	Howard	9	0
294	H	South Carolina St.	12	0
294	H	South Carolina St.	8	0

Furman

F
u
r
m
a
n

F
u
r
m
a
n

Average RPI Win: 189		WON-LOST	WINNING	LAST 10	STRENGTH OF		OPP. STRENGTH	TEAM	ADJ	CONF.	ADJ CONF.
Average RPI Loss: 129		RECORD	PCT. RANK	GAMES	SCHEDULE		OF SCHEDULE	RPI	RPI	RPI	RPI
DIV. I ONLY		24-22-0	.52174	130	4-6-0		172	202	151	.49457	148
DIV. I NON-CONF.		18-10-0	.64286	73	1-1-0		202	245	104	.5181	104
TOTALS		RPI 1-25	RPI 26-50		W-L RECORDS		RPI 51-100		RPI 101-150		RPI 150+
24-22-0		0-0-0	1-4-0		OVERALL		2-4-0		3-4-0		18-10-0
11-8-0		0-0-0	0-2-0		HOME		0-0-0		1-3-0		10-3-0
6-10-0		0-0-0	1-2-0		AWAY		1-2-0		0-0-0		4-6-0
7-4-0		0-0-0	0-0-0		NEUTRAL		1-2-0		2-1-0		4-1-0
18-10-0		0-0-0	1-2-0		NON-CONFERENCE		1-3-0		2-1-0		14-4-0
9-2-0		0-0-0	0-0-0		HOME		0-0-0		0-0-0		9-2-0
2-4-0		0-0-0	1-0-		AWAY		0-1-0		0-0-0		1-1-0
7-4-0		0-0-0	0-0-0		NEUTRAL		1-2-0		2-1-0		4-1-0
6-12-0		0-0-0	0-2-0		CONFERENCE		1-1-0		1-3-0		4-6-0
2-6-0		0-0-0	0-2-0		HOME		0-0-0		1-3-0		1-1-0
4-6-0		0-0-0	0-0-0		AWAY		1-1-0		0-0-0		3-5-0
0-0-0		0-0-0	0-0-0		NEUTRAL		0-0-0		0-0-0		0-0-0
RPI S	Opponent	Score	RPI S	Opponent	Score	RPI S	Opponent	Score	RPI S	Opponent	Score
			26 A	Marshall	0 8	66 N	St. John's (NY)	0 3	103 H	Eastern Ill.	0 2
			44 H	SIUE	1 2	66 N	St. John's (NY)	5 4	103 H	Eastern Ill.	5 6
			44 H	SIUE	0 4	73 A	Murray St.	4 2	109 H	Belmont	10 7
			46 A	Kennesaw St.	0 9	73 A	Murray St.	1 5	109 H	Belmont	1 11
			46 A	Kennesaw St.	6 0	84 N	UT Arlington	0 3	130 N	Penn St.	1 0
						98 A	Coastal Caro.	0 10	145 N	Campbell	2 0
									145 N	Campbell	0 5
									151 A	Eastern Ky.	2 9
									151 A	Eastern Ky.	1 2
									158 A	Southeastern La.	2 4
									161 H	Radford	4 2
									161 H	Radford	4 3
									168 A	Austin Peay	1 7
									168 A	Austin Peay	11 0
									169 A	Southeast Mo. St.	6 2
									169 A	Southeast Mo. St.	5 6
									181 N	Saint Louis	0 1
									188 A	ETSU	7 6
									188 H	ETSU	1 0
									188 H	ETSU	2 6
									194 H	Akron	1 0
									205 H	Tennessee Tech	6 8
									205 H	Tennessee Tech	5 3
									211 H	Wright St.	9 0
									211 H	Wright St.	2 0
									229 H	Oakland	3 0
									229 H	Oakland	3 2
LAST 10 GAMES			151 A	Eastern Ky.	1 2	188 H	ETSU	1 0			
			151 A	Eastern Ky.	2 9	169 A	Southeast Mo. St.	5 6			
			205 H	Tennessee Tech	5 3	169 A	Southeast Mo. St.	6 2			
			205 H	Tennessee Tech	6 8	109 H	Belmont	10 7			
			188 H	ETSU	2 6	109 H	Belmont	1 11			

Non-Div. I Games: Alderson Broaddus 10 2 Alderson Broaddus 12 0

Morehead St.

Morehead St.

Loyola Chicago

Average RPI Win:	213	WON-LOST RECORD	WINNING PCT. RANK	LAST 10 GAMES	STRENGTH OF SCHEDULE	OPP. STRENGTH OF SCHEDULE	TEAM RPI	ADJ RPI	CONF. RPI	ADJ CONF. RPI					
DIV. I ONLY		25-18-0	.5814	88	7-3-0	200	236	143	.4941	150	26	26			
DIV. I NON-CONF.		8-13-0	.38095	203	0-0-0	163	185	202	.46333	202	27	26			
<hr/>															
TOTALS	RPI 1-25	RPI 26-50		W-L RECORDS		RPI 51-100		RPI 101-150		RPI 150+					
25-18-0	0-0-0	0-1-0		OVERALL		0-5-0		0-5-0		25-7-0					
10-4-0	0-0-0	0-0-0		HOME		0-2-0		0-0-0		10-2-0					
11-11-0	0-0-0	0-0-0		AWAY		0-3-0		0-4-0		11-4-0					
4-3-0	0-0-0	0-1-0		NEUTRAL		0-0-0		0-1-0		4-1-0					
<hr/>															
8-13-0	0-0-0	0-1-0		NON-CONFERENCE		0-5-0		0-5-0		8-2-0					
0-2-0	0-0-0	0-0-0		HOME		0-2-0		0-0-0		0-0-0					
4-8-0	0-0-0	0-0-		AWAY		0-3-0		0-4-0		4-1-0					
4-3-0	0-0-0	0-1-0		NEUTRAL		0-0-0		0-1-0		4-1-0					
<hr/>															
17-5-0	0-0-0	0-0-0		CONFERENCE		0-0-0		0-0-0		17-5-0					
10-2-0	0-0-0	0-0-0		HOME		0-0-0		0-0-0		10-2-0					
7-3-0	0-0-0	0-0-0		AWAY		0-0-0		0-0-0		7-3-0					
0-0-0	0-0-0	0-0-0		NEUTRAL		0-0-0		0-0-0		0-0-0					
<hr/>															
RPI	S	Opponent	Score	RPI	S	Opponent	Score	RPI	S	Opponent	Score				
				42	N	Wisconsin	2 16	51	A	San Jose St.	4 9	106	N	La.-Monroe	1 12
								51	A	San Jose St.	1 4	108	A	Pacific	2 3
								78	H	Lehigh	6 7	108	A	Pacific	2 5
								78	H	Lehigh	1 3	133	A	UC Davis	1 2
								80	A	Houston	1 14	133	A	UC Davis	1 10
												173	A	Harvard	10 2
												173	A	Harvard	6 2
												173	H	Harvard	13 4
												173	H	Harvard	1 0
												180	A	Penn	3 2
												180	A	Penn	4 2
												180	A	Penn	12 8
												180	A	Penn	4 2
												183	N	Binghamton	6 0
												183	N	Binghamton	8 13
												184	N	Sam Houston St.	9 5
												189	A	LIU Brooklyn	4 1
												189	A	LIU Brooklyn	12 10
												208	A	Monmouth	5 1
												221	N	North Dakota	6 0
												230	H	Columbia	9 6
				LAST 10 GAMES								230	H	Columbia	6 5
				173	H	Harvard	1 0	257	H	Cornell	1 0	230	H	Columbia	8 0
				173	H	Harvard	13 4	230	H	Columbia	4 9	230	H	Columbia	4 9
				257	A	Cornell	5 0	230	H	Columbia	6 5	237	A	Dartmouth	0 6
				257	A	Cornell	7 9	230	H	Columbia	8 0	237	A	Dartmouth	5 6
				257	H	Cornell	0 3	230	H	Columbia	9 6	243	A	Saint Mary's (CA)	3 0

Non-Div. I Games:

Princeton

Princeton

Average RPI Win: 208		WON-LOST	WINNING	LAST 10	STRENGTH OF		OPP. STRENGTH	TEAM	ADJ	CONF.	ADJ CONF.
Average RPI Loss: 95		RECORD	PCT. RANK	GAMES	SCHEDULE		OF SCHEDULE	RPI	RPI	RPI	RPI
DIV. I ONLY		25-29-0	.46296	157	6-4-0		115	184	150	.4935	151
DIV. I NON-CONF.		14-20-0	.41176	184	1-2-0		171	215	194	.47016	188
TOTALS		RPI 1-25	RPI 26-50		W-L RECORDS		RPI 51-100		RPI 101-150		RPI 150+
25-29-0		0-3-0	0-8-0		OVERALL		1-6-0		4-5-0		20-7-0
6-7-0		0-1-0	0-4-0		HOME		1-1-0		3-1-0		2-0-0
10-12-0		0-2-0	0-0-0		AWAY		0-5-0		1-3-0		9-1-0
9-10-0		0-0-0	0-4-0		NEUTRAL		0-0-0		0-1-0		9-5-0
14-20-0		0-3-0	0-4-0		NON-CONFERENCE		1-4-0		0-3-0		13-6-0
1-2-0		0-1-0	0-0-0		HOME		1-1-0		0-0-0		0-0-0
4-8-0		0-2-0	0-0-0		AWAY		0-3-0		0-2-0		4-1-0
9-10-0		0-0-0	0-4-0		NEUTRAL		0-0-0		0-1-0		9-5-0
11-9-0		0-0-0	0-4-0		CONFERENCE		0-2-0		4-2-0		7-1-0
5-5-0		0-0-0	0-4-0		HOME		0-0-0		3-1-0		2-0-0
6-4-0		0-0-0	0-0-0		AWAY		0-2-0		1-1-0		5-1-0
0-0-0		0-0-0	0-0-0		NEUTRAL		0-0-0		0-0-0		0-0-0
RPI S	Opponent	Score	RPI S	Opponent	Score	RPI S	Opponent	Score	RPI S	Opponent	Score
9 A	Tennessee	1 10	26 N	Marshall	2 7	73 A	Murray St.	0 3	103 H	Eastern Ill.	2 1
17 H	Kentucky	0 5	37 N	Oklahoma St.	8 21	79 A	Col. of Charleston	1 5	103 H	Eastern Ill.	2 7
23 A	Ole Miss	6 12	37 N	Oklahoma St.	0 6	82 A	UT Martin	3 7	109 A	Belmont	14 3
			39 H	Jacksonville St.	0 5	94 H	Western Ky.	11 6	109 A	Belmont	0 7
			39 H	Jacksonville St.	0 6	94 H	Western Ky.	2 3	112 A	Ga. Southern	3 4
			44 H	SIUE	0 11	96 A	Memphis	3 5	125 A	Miami (OH)	2 7
			44 H	SIUE	5 7	96 A	Memphis	2 4	141 N	Ill.-Chicago	1 2
			50 N	Lipscomb	7 15				148 H	Morehead St.	9 2
									148 H	Morehead St.	2 1
									153 N	Winthrop	2 5
									168 A	Austin Peay	1 0
									168 A	Austin Peay	7 3
									169 A	Southeast Mo. St.	1 2
									169 A	Southeast Mo. St.	2 0
									170 A	Dayton	8 0
									170 A	Dayton	5 6
									181 N	Saint Louis	4 2
									181 N	Saint Louis	4 2
									188 N	ETSU	2 4
									197 N	Bucknell	1 2
									200 N	Youngstown St.	5 1
									202 N	Bowling Green	7 8
									205 H	Tennessee Tech	8 3
									205 H	Tennessee Tech	3 2
									208 N	Monmouth	1 2
									225 N	Presbyterian	4 2
									255 N	Delaware St.	9 0
LAST 10 GAMES			148 H	Morehead St.	2 1	39 H	Jacksonville St.	0 6	205 H	Tennessee Tech	8 3
			148 H	Morehead St.	9 2	205 H	Tennessee Tech	8 3	205 H	Tennessee Tech	3 2
			94 H	Western Ky.	11 6	205 H	Tennessee Tech	3 2	208 N	Monmouth	1 2
			94 H	Western Ky.	2 3	17 H	Kentucky	0 5	225 N	Presbyterian	4 2
			39 H	Jacksonville St.	0 5	169 A	Southeast Mo. St.	2 0	255 N	Delaware St.	9 0

Non-Div. I Games:

Eastern Ky.

**E
a
s
t
e
r
n
K
y
.**

E
a
s
t
e
r
n
K
y
.

Eastern Ky.

Average RPI Win:	177	WON-LOST	WINNING	LAST 10	STRENGTH OF	OPP. STRENGTH	TEAM	ADJ	CONF.	ADJ CONF.					
Average RPI Loss:	106	RECORD	PCT. RANK	GAMES	SCHEDULE	OF SCHEDULE	RPI	RPI	RPI	RPI					
DIV. I ONLY		22-25-0	.46809	155	0-10-0	148	123	155	.49341	152	13	13			
DIV. I NON-CONF.		12-9-0	.57143	101	0-0-0	210	192	132	.50326	131	13	13			
<hr/>															
TOTALS	RPI 1-25	RPI 26-50		W-L RECORDS		RPI 51-100		RPI 101-150		RPI 150+					
22-25-0	0-2-0	1-1-0		OVERALL		2-11-0		5-4-0		14-7-0					
5-7-0	0-0-0	0-0-0		HOME		1-3-0		3-2-0		1-2-0					
8-12-0	0-2-0	1-0-0		AWAY		1-8-0		2-1-0		4-1-0					
9-6-0	0-0-0	0-1-0		NEUTRAL		0-0-0		0-1-0		9-4-0					
12-9-0	0-2-0	1-1-0		NON-CONFERENCE		0-1-0		0-1-0		11-4-0					
0-0-0	0-0-0	0-0-0		HOME		0-0-0		0-0-0		0-0-0					
3-3-0	0-2-0	1-0-		AWAY		0-1-0		0-0-0		2-0-0					
9-6-0	0-0-0	0-1-0		NEUTRAL		0-0-0		0-1-0		9-4-0					
10-16-0	0-0-0	0-0-0		CONFERENCE		2-10-0		5-3-0		3-3-0					
5-7-0	0-0-0	0-0-0		HOME		1-3-0		3-2-0		1-2-0					
5-9-0	0-0-0	0-0-0		AWAY		1-7-0		2-1-0		2-1-0					
0-0-0	0-0-0	0-0-0		NEUTRAL		0-0-0		0-0-0		0-0-0					
<hr/>															
RPI	S	Opponent	Score		RPI	S	Opponent	Score		RPI	S	Opponent	Score		
8	A	Texas A&M	2	8	37	A	Oklahoma St.	7	3	58	A	Illinois St.	2	7	
8	A	Texas A&M	0	5	39	N	Jacksonville St.	2	4	58	A	Illinois St.	2	5	
										58	A	Illinois St.	3	5	
										76	H	UNI	2	6	
										76	H	UNI	2	3	
										76	H	UNI	6	0	
										77	A	Wichita St.	0	4	
										77	A	Wichita St.	4	0	
										77	H	Wichita St.	1	6	
										88	A	Southern Ill.	2	10	
										88	A	Southern Ill.	2	3	
										88	A	Southern Ill.	0	5	
										97	A	Louisiana Tech	4	5	
										109	N	Belmont	2	3	
										123	H	Drake	1	3	
										123	H	Drake	0	1	
										139	A	Bradley	1	9	
										139	A	Bradley	4	0	
										139	A	Bradley	5	0	
										149	H	Loyola Chicago	4	0	
										149	H	Loyola Chicago	2	0	
										149	H	Loyola Chicago	9	1	
										154	H	Evansville	4	6	
										154	H	Evansville	1	3	
										154	H	Evansville	2	1	
										163	N	New Mexico	7	6	
										163	N	New Mexico	5	3	
										169	N	Southeast Mo. St.	1	2	
										174	A	Central Ark.	6	2	
										178	A	Indiana St.	1	0	
										178	A	Indiana St.	2	3	
										178	A	Indiana St.	2	1	
										181	N	Saint Louis	1	2	
										192	N	SFA	2	0	
										210	N	Samford	2	1	
										210	N	Samford	1	10	
										221	N	North Dakota	4	5	
										246	N	Incarnate Word	9	1	
										254	A	UMKC	8	0	
										254	N	UMKC	8	0	
<hr/>															
LAST 10 GAMES															
88 A Southern Ill.					2	3	77 H Wichita St.					1	6		
88 A Southern Ill.					2	10	58 A Illinois St.					2	5		
88 A Southern Ill.					0	5	58 A Illinois St.					3	5		
123 H Drake					0	1	58 A Illinois St.					2	7		
123 H Drake					1	3	77 A Wichita St.					0	4		

Non-Div. I Games:

Missouri St.

Missouri.

M
i
s
s
o
u
r
i
s
t
.

Missouri St.

Average RPI Win: 171		WON-LOST RECORD		WINNING PCT. RANK		LAST 10 GAMES		STRENGTH OF SCHEDULE		OPP. STRENGTH OF SCHEDULE		TEAM RPI		ADJ RPI		CONF. RPI		ADJ CONF. RPI	
DIV. I ONLY		24-29-0		.45283 170		4-6-0		136		160		160		.49276 153		18		18	
DIV. I NON-CONF.		15-17-0		.46875 154		1-0-0		87		136		124		.51219 116		18		18	
TOTALS		RPI 1-25		RPI 26-50		W-L RECORDS		RPI 51-100		RPI 101-150		RPI 150+							
24-29-0		0-4-0		2-1-0		OVERALL		3-5-0		5-11-0		14-8-0							
14-11-0		0-0-0		0-0-0		HOME		1-2-0		3-8-0		10-1-0							
5-14-0		0-3-0		1-1-0		AWAY		2-1-0		0-1-0		2-6-0							
5-4-0		0-0-0		1-0-0		NEUTRAL		0-2-0		2-2-0		2-0-0							
15-17-0		0-4-0		2-1-0		NON-CONFERENCE		2-3-0		2-8-0		9-1-0							
7-6-0		0-0-0		0-0-0		HOME		0-0-0		0-5-0		7-1-0							
3-7-0		0-4-0		1-0-		AWAY		2-1-0		0-1-0		0-0-0							
5-4-0		0-0-0		1-0-0		NEUTRAL		0-2-0		2-2-0		2-0-0							
9-12-0		0-0-0		0-0-0		CONFERENCE		1-2-0		3-3-0		5-7-0							
7-5-0		0-0-0		0-0-0		HOME		1-2-0		3-3-0		3-0-0							
2-7-0		0-0-0		0-0-0		AWAY		0-0-0		0-0-0		2-7-0							
0-0-0		0-0-0		0-0-0		NEUTRAL		0-0-0		0-0-0		0-0-0							
RPI	S	Opponent		Score		RPI	S	Opponent		Score		RPI	S	Opponent		Score			
14	A	Alabama		0	1	34	A	North Carolina		8	7	71	N	Syracuse		5	6		
22	A	South Carolina		0	8	39	A	Jacksonville St.		3	5	71	N	Syracuse		0	4		
22	A	South Carolina		0	1	50	N	Lipscomb		5	1	79	A	Col. of Charleston		2	1		
25	A	Georgia		0	8							85	H	Liberty		0	8		
												85	H	Liberty		3	4		
												85	H	Liberty		4	3		
												98	A	Coastal Caro.		4	3		
												98	A	Coastal Caro.		1	3		
	</																		

Non-Div. I Games:

Winthrop

RPI	S	Opponent	Score	
223	H	Western Caro.	8	4
223	H	Western Caro.	4	3
225	H	Presbyterian	9	1
225	H	Presbyterian	7	3
225	H	Presbyterian	6	2
238	A	Gardner-Webb	7	8
238	A	Gardner-Webb	2	10
238	A	Gardner-Webb	2	3
279	H	N.C. Central	9	1
281	H	Cleveland St.	9	2
281	H	Cleveland St.	9	1

Winthrop

W
i
n
t
h
r
o
p

W
i
n
t
h
r
o
p

Average RPI Win: 161		WON-LOST	WINNING	LAST 10	STRENGTH OF		OPP. STRENGTH	TEAM	ADJ	CONF.	ADJ CONF.
Average RPI Loss: 92		RECORD	PCT. RANK	GAMES	SCHEDULE		OF SCHEDULE	RPI	RPI	RPI	RPI
DIV. I ONLY		20-32-0	.38462	219	1-9-0		72	97	153	.49269	154
DIV. I NON-CONF.		9-17-0	.34615	221	0-0-0		54	68	160	.48949	158
TOTALS		RPI 1-25	RPI 26-50		W-L RECORDS		RPI 51-100		RPI 101-150		RPI 150+
20-32-0		0-5-0	0-2-0		OVERALL		2-15-0		8-3-0		10-7-0
8-12-0		0-0-0	0-0-0		HOME		2-7-0		4-2-0		2-3-0
8-14-0		0-4-0	0-1-0		AWAY		0-7-0		4-1-0		4-1-0
4-6-0		0-1-0	0-1-0		NEUTRAL		0-1-0		0-0-0		4-3-0
9-17-0		0-5-0	0-2-0		NON-CONFERENCE		1-5-0		1-1-0		7-4-0
2-5-0		0-0-0	0-0-0		HOME		1-4-0		0-0-0		1-1-0
3-6-0		0-4-0	0-0-0		AWAY		0-0-0		1-1-0		2-0-0
4-6-0		0-1-0	0-1-0		NEUTRAL		0-1-0		0-0-0		4-3-0
11-15-0		0-0-0	0-0-0		CONFERENCE		1-10-0		7-2-0		3-3-0
6-7-0		0-0-0	0-0-0		HOME		1-3-0		4-2-0		1-2-0
5-8-0		0-0-0	0-0-0		AWAY		0-7-0		3-0-0		2-1-0
0-0-0		0-0-0	0-0-0		NEUTRAL		0-0-0		0-0-0		0-0-0
RPI S	Opponent	Score	RPI S	Opponent	Score	RPI S	Opponent	Score	RPI S	Opponent	Score
3 A	Auburn	3 5	37 A	Oklahoma St.	2 21	58 H	Illinois St.	1 10	109 A	Belmont	3 2
11 A	Oklahoma	3 13	44 N	SIUE	1 6	58 H	Illinois St.	0 18	109 A	Belmont	0 14
11 A	Oklahoma	4 5				76 A	UNI	4 12	123 A	Drake	10 0
17 A	Kentucky	1 4				76 A	UNI	0 9	123 A	Drake	13 5
21 N	Michigan	2 11				76 A	UNI	2 3	123 A	Drake	8 2
						77 A	Wichita St.	0 5	139 H	Bradley	4 7
						77 A	Wichita St.	3 4	139 H	Bradley	7 8
						77 A	Wichita St.	0 5	139 H	Bradley	7 0
						82 H	UT Martin	2 7	149 H	Loyola Chicago	4 1
						82 H	UT Martin	1 3	149 H	Loyola Chicago	6 2
						87 H	Northern Ill.	4 2	149 H	Loyola Chicago	1 0
						88 A	Southern Ill.	0 1	152 A	Missouri St.	3 1
						88 H	Southern Ill.	7 10	152 A	Missouri St.	1 2
						88 H	Southern Ill.	1 0	152 A	Missouri St.	6 4
						94 N	Western Ky.	4 9	166 N	Northwestern St.	3 7
						99 H	Kent St.	2 8	166 N	Northwestern St.	8 7
						99 H	Kent St.	1 9	167 N	Mercer	1 3
									168 H	Austin Peay	10 7
									168 H	Austin Peay	2 12
									170 N	Dayton	2 1
									178 H	Indiana St.	0 9
									178 H	Indiana St.	4 2
									178 H	Indiana St.	0 1
						77 A	Wichita St.	0 5	209 N	Creighton	3 2
						77 A	Wichita St.	0 5	209 N	Creighton	0 1
						77 A	Wichita St.	3 4	242 N	Drexel	5 1
						58 H	Illinois St.	1 10	267 A	Tennessee St.	8 1
						58 H	Illinois St.	0 18			

Non-Div. I Games:

Evansville

RPI	S	Opponent	Score	
267	A	Tennessee St.	9	4

Evansville

E
v
a
n
s
v
i
l
l
e

E
v
a
n
s
v
i
l
l
e

[illegible]

Non-Div. I Games:

Georgia Tech

Average RPI Win: 179		WON-LOST	WINNING	LAST 10	STRENGTH OF		OPP. STRENGTH	TEAM	ADJ	CONF.	ADJ CONF.
Average RPI Loss: 127		RECORD	PCT. RANK	GAMES	SCHEDULE		OF SCHEDULE	RPI	RPI	RPI	RPI
DIV. I ONLY		23-25-0	.47917	146	9-1-0		144	147	152	.49038	156
DIV. I NON-CONF.		9-22-0	.29032	242	1-1-0		131	101	216	.45235	216
TOTALS		RPI 1-25	RPI 26-50		W-L RECORDS		RPI 51-100		RPI 101-150		RPI 150+
23-25-0		0-2-0	1-3-0		OVERALL		3-6-0		5-5-0		14-9-0
9-4-0		0-0-0	0-0-0		HOME		0-0-0		3-0-0		6-4-0
10-11-0		0-0-0	1-2-0		AWAY		1-5-0		1-3-0		7-1-0
4-10-0		0-2-0	0-1-0		NEUTRAL		2-1-0		1-2-0		1-4-0
9-22-0		0-2-0	1-3-0		NON-CONFERENCE		3-3-0		2-5-0		3-9-0
0-4-0		0-0-0	0-0-0		HOME		0-0-0		0-0-0		0-4-0
5-8-0		0-0-0	1-0-		AWAY		1-2-0		1-3-0		2-1-0
4-10-0		0-2-0	0-1-0		NEUTRAL		2-1-0		1-2-0		1-4-0
14-3-0		0-0-0	0-0-0		CONFERENCE		0-3-0		3-0-0		11-0-0
9-0-0		0-0-0	0-0-0		HOME		0-0-0		3-0-0		6-0-0
5-3-0		0-0-0	0-0-0		AWAY		0-3-0		0-0-0		5-0-0
0-0-0		0-0-0	0-0-0		NEUTRAL		0-0-0		0-0-0		0-0-0
RPI S	Opponent	Score	RPI S	Opponent	Score	RPI S	Opponent	Score	RPI S	Opponent	Score
4 N	UCLA	1 6	40 A	San Diego St.	0 8	51 N	San Jose St.	5 6	110 N	North Carolina St.	6 9
18 N	BYU	0 9	40 N	San Diego St.	10 11	54 A	Fla. Atlantic	3 1	118 A	Massachusetts	4 6
			45 A	Cal St. Fullerton	5 4	68 A	Boston College	1 3	118 A	Massachusetts	1 3
			45 A	Cal St. Fullerton	1 5	75 A	Long Beach St.	4 6	121 H	Army West Point	7 0
						78 A	Lehigh	3 11	121 H	Army West Point	11 1
						78 A	Lehigh	1 9	121 H	Army West Point	5 0
						78 A	Lehigh	6 10	125 N	Miami (OH)	5 9
						81 N	North Florida	1 0	135 N	UAB	5 3
						88 N	Southern Ill.	5 4	146 A	Loyola Marymount	2 6
									146 A	Loyola Marymount	3 1
									165 A	San Diego	3 0
									185 H	UMass Lowell	2 4
									197 A	Bucknell	4 3
									197 A	Bucknell	4 2
									201 H	Marist	3 5
									201 H	Marist	2 8
									214 N	Quinnipiac	8 1
									217 N	Eastern Mich.	3 4
									217 N	Eastern Mich.	6 7
									229 N	Oakland	0 1
									231 H	Colgate	9 7
									231 H	Colgate	6 0
									231 H	Colgate	6 1
									232 A	Central Conn. St.	1 3
									232 A	Central Conn. St.	5 1
									236 N	Bethune-Cookman	1 5
									250 H	Holy Cross	8 0
			LAST 10 GAMES								
			197 A	Bucknell	4 2	232 A	Central Conn. St.	5 1			
			197 A	Bucknell	4 3	232 A	Central Conn. St.	1 3			
			231 H	Colgate	6 0	253 A	Lafayette	6 0			
			231 H	Colgate	6 1	253 A	Lafayette	7 0			
			231 H	Colgate	9 7	253 A	Lafayette	1 0			

Non-Div. I Games:

Boston U.

RPI	S	Opponent	Score	
250	H	Holy Cross	4	1
250	H	Holy Cross	9	3
253	A	Lafayette	7	0
253	A	Lafayette	1	0
253	A	Lafayette	6	0
259	H	Bryant	2	4

Boston U.

B
o
s
t
o
n
U
.

B
o
s
t
o
n
U
.

Average RPI Win:		200	WON-LOST RECORD		WINNING PCT. RANK		LAST 10 GAMES		STRENGTH OF SCHEDULE		OPP. STRENGTH OF SCHEDULE		TEAM RPI		ADJ RPI		CONF. RPI		ADJ CONF. RPI	
DIV. I ONLY			24-30-0		.44444 176		6-4-0		130		130		156		.49002 157		25		25	
DIV. I NON-CONF.			13-23-0		.36111 213		0-2-0		22		56		116		.51007 121		25		25	
TOTALS		RPI 1-25		RPI 26-50		W-L RECORDS		RPI 51-100		RPI 101-150		RPI 150+								
24-30-0		1-9-0		0-3-0		OVERALL		1-4-0		3-3-0		19-11-0								
5-4-0		0-0-0		0-0-0		HOME		0-0-0		0-0-0		5-4-0								
10-14-0		0-8-0		0-1-0		AWAY		0-1-0		1-0-0		9-4-0								
9-12-0		1-1-0		0-2-0		NEUTRAL		1-3-0		2-3-0		5-3-0								
13-23-0		1-9-0		0-3-0		NON-CONFERENCE		1-4-0		3-3-0		8-4-0								
0-0-0		0-0-0		0-0-0		HOME		0-0-0		0-0-0		0-0-0								
4-11-0		0-8-0		0-0-		AWAY		0-1-0		1-0-0		3-1-0								
9-12-0		1-1-0		0-2-0		NEUTRAL		1-3-0		2-3-0		5-3-0								
11-7-0		0-0-0		0-0-0		CONFERENCE		0-0-0		0-0-0		11-7-0								
5-4-0		0-0-0		0-0-0		HOME		0-0-0		0-0-0		5-4-0								
6-3-0		0-0-0		0-0-0		AWAY		0-0-0		0-0-0		6-3-0								
0-0-0		0-0-0		0-0-0		NEUTRAL		0-0-0		0-0-0		0-0-0								
RPI	S	Opponent		Score		RPI	S	Opponent		Score		RPI	S	Opponent		Score				
1	A	Florida		0	13	32	N	Missouri		6	16	52	A	South Fla.		0	7			
3	N	Auburn		1	2	35	N	Ohio St.		5	6	64	N	Utah St.		1	2			
5	A	Arizona		1	2	45	A	Cal St. Fullerton		2	4	68	N	Boston College		0	1			
12	A	Minnesota		0	6							79	N	Col. of Charleston		7	3			
12	A	Minnesota		1	3							79	N	Col. of Charleston		1	5			
19	A	Louisiana		0	15															
19	A	Louisiana		2	8															
22	A	South Carolina		0	1															
22	A	South Carolina		0	1															
23	N	Ole Miss		1	0															
						LAST 10 GAMES														
						190	A	Omaha		3	2	261	H	South Dakota St.		9	3			
						190	A	Omaha		0	11	12	A	Minnesota		1	3			
						190	A	Omaha		1	4	12	A	Minnesota		0	6			
						261	H	South Dakota St.		1	0	222	A	Western Ill.		5	4			
						261	H	South Dakota St.		3	1	222	A	Western Ill.		11	3			
												222	A	Western Ill.		0	1			
												230	N	Columbia		6	7			
												231	N	Colgate		3	1			

Non-Div. I Games:

North Dakota St.

RPI	S	Opponent	Score	
261	H	South Dakota St.	3	1
261	H	South Dakota St.	1	0
261	H	South Dakota St.	9	3
262	N	A&M-Corpus Christi	2	4
262	N	A&M-Corpus Christi	4	0
266	A	Fort Wayne	8	1
266	A	Fort Wayne	7	2
266	A	Fort Wayne	4	1
268	N	Alcorn	7	0

North Dakota St.

N
o
r
t
h
D
a
k
o
t
a
S
t
.

N
o
r
t
h
D
a
k
o
t
a
S
t
.

Average RPI Win:		199	WON-LOST	WINNING	LAST 10	STRENGTH OF		OPP. STRENGTH	TEAM	ADJ	CONF.	ADJ CONF.
Average RPI Loss:		99	RECORD	PCT. RANK	GAMES	SCHEDULE		OF SCHEDULE	RPI	RPI	RPI	RPI
DIV. I ONLY			26-29-0	.47273	150	4-6-0		156	170	159	.4877	158
DIV. I NON-CONF.			14-14-0	.5	132	1-1-0		155	145	138	.49809	138
TOTALS		RPI 1-25	RPI 26-50		W-L RECORDS		RPI 51-100		RPI 101-150		RPI 150+	
26-29-0		0-3-0	0-6-0		OVERALL		0-5-0		9-8-0		17-7-0	
18-9-0		0-0-0	0-4-0		HOME		0-1-0		6-1-0		12-3-0	
7-14-0		0-3-0	0-0-0		AWAY		0-1-0		2-6-0		5-4-0	
1-6-0		0-0-0	0-2-0		NEUTRAL		0-3-0		1-1-0		0-0-0	
14-14-0		0-3-0	0-3-0		NON-CONFERENCE		0-5-0		6-2-0		8-1-0	
8-4-0		0-0-0	0-1-0		HOME		0-1-0		3-1-0		5-1-0	
5-4-0		0-3-0	0-0-		AWAY		0-1-0		2-0-0		3-0-0	
1-6-0		0-0-0	0-2-0		NEUTRAL		0-3-0		1-1-0		0-0-0	
12-15-0		0-0-0	0-3-0		CONFERENCE		0-0-0		3-6-0		9-6-0	
10-5-0		0-0-0	0-3-0		HOME		0-0-0		3-0-0		7-2-0	
2-10-0		0-0-0	0-0-0		AWAY		0-0-0		0-6-0		2-4-0	
0-0-0		0-0-0	0-0-0		NEUTRAL		0-0-0		0-0-0		0-0-0	
RPI S	Opponent	Score	RPI S	Opponent	Score	RPI S	Opponent	Score	RPI S	Opponent	Score	
9 A	Tennessee	0 8	31 H	Mississippi St.	1 9	60 N	Pittsburgh	4 10	101 H	Southern Miss.	1 6	
19 A	Louisiana	5 13	39 N	Jacksonville St.	0 3	60 N	Pittsburgh	0 5	106 H	La.-Monroe	11 3	
23 A	Ole Miss	3 10	49 H	McNeese	4 11	62 N	Ohio	2 5	107 A	Nicholls St.	7 9	
			49 H	McNeese	1 13	91 H	Nevada	1 3	107 A	Nicholls St.	1 9	
			49 H	McNeese	3 7	97 A	Louisiana Tech	1 5	107 A	Nicholls St.	3 4	
			50 N	Lipscomb	0 7				116 H	Lamar University	6 3	
									116 H	Lamar University	2 1	
									116 H	Lamar University	5 3	
									117 N	Delaware	9 1	
									119 A	Troy	2 1	
									119 A	Troy	8 5	
									121 H	Army West Point	7 4	
									126 A	Abilene Christian	0 7	
									126 A	Abilene Christian	2 3	
									126 A	Abilene Christian	5 12	
									139 N	Bradley	5 6	
									148 H	Morehead St.	4 2	
									166 H	Northwestern St.	8 9	
									166 H	Northwestern St.	4 6	
									166 H	Northwestern St.	8 0	
									169 H	Southeast Mo. St.	0 2	
									174 A	Central Ark.	2 10	
									174 A	Central Ark.	1 5	
									174 A	Central Ark.	5 6	
									184 H	Sam Houston St.	8 7	
									184 H	Sam Houston St.	8 4	
									184 H	Sam Houston St.	9 3	
LAST 10 GAMES			LAST 10 GAMES			LAST 10 GAMES			LAST 10 GAMES			
			49 H	McNeese	4 11	184 H	Sam Houston St.	8 4	174 A	Central Ark.	1 5	
			49 H	McNeese	3 7	184 H	Sam Houston St.	9 3	174 A	Central Ark.	5 6	
			49 H	McNeese	1 13	287 A	Southern U.	11 3	184 H	Sam Houston St.	8 7	
			101 H	Southern Miss.	1 6	174 A	Central Ark.	1 5	184 H	Sam Houston St.	8 4	
			184 H	Sam Houston St.	8 7	174 A	Central Ark.	2 10	184 H	Sam Houston St.	9 3	

Non-Div. I Games:

Southeastern La.

RPI	S	Opponent	Score	
187	H	Middle Tenn.	6	5
233	A	Houston Baptist	3	2
233	A	Houston Baptist	8	4
233	A	Houston Baptist	2	3
262	H	A&M-Corpus Christi	2	1
262	H	A&M-Corpus Christi	4	3
262	H	A&M-Corpus Christi	5	1
268	A	Alcorn	2	0
268	A	Alcorn	6	1
271	H	Mississippi Val.	11	5
274	H	Buffalo	9	1
286	H	Jackson St.	10	2
287	A	Southern U.	11	3
292	H	Coppin St.	6	1

Southeastern La.

S
o
u
t
h
e
a
s
t
e
r
n
L
a
.

S
o
u
t
h
e
a
s
t
e
r
n
L
a
.

RPI	S	Opponent	Score	
278	N	Prairie View	11	0

UTSA

U
T
S
A

U
T
S
A

[illegible]

Non-Div. I Games:

Virginia Tech

Average RPI Win: 187		WON-LOST	WINNING	LAST 10	STRENGTH OF		OPP. STRENGTH	TEAM	ADJ		CONF.	ADJ CONF.			
Average RPI Loss: 146		RECORD	PCT. RANK	GAMES	SCHEDULE		OF SCHEDULE	RPI	RPI		RPI	RPI			
DIV. I ONLY		27-26-0	.50943	138	4-6-0		198	212	167	.48416	161	18			
DIV. I NON-CONF.		19-13-0	.59375	92	0-1-0		193	238	120	.51065	120	18			
TOTALS		RPI 1-25	RPI 26-50		W-L RECORDS		RPI 51-100		RPI 101-150		RPI 150+				
27-26-0		0-0-0	1-3-0		OVERALL		3-3-0		2-9-0		21-11-0				
12-10-0		0-0-0	0-0-0		HOME		1-1-0		1-6-0		10-3-0				
11-14-0		0-0-0	1-2-0		AWAY		2-2-0		1-3-0		7-7-0				
4-2-0		0-0-0	0-1-0		NEUTRAL		0-0-0		0-0-0		4-1-0				
19-13-0		0-0-0	1-3-0		NON-CONFERENCE		2-1-0		2-3-0		14-6-0				
9-1-0		0-0-0	0-0-0		HOME		1-1-0		1-0-0		7-0-0				
6-10-0		0-0-0	1-0-		AWAY		1-0-0		1-3-0		3-5-0				
4-2-0		0-0-0	0-1-0		NEUTRAL		0-0-0		0-0-0		4-1-0				
8-13-0		0-0-0	0-0-0		CONFERENCE		1-2-0		0-6-0		7-5-0				
3-9-0		0-0-0	0-0-0		HOME		0-0-0		0-6-0		3-3-0				
5-4-0		0-0-0	0-0-0		AWAY		1-2-0		0-0-0		4-2-0				
0-0-0		0-0-0	0-0-0		NEUTRAL		0-0-0		0-0-0		0-0-0				
RPI	S	Opponent	Score	RPI	S	Opponent	Score	RPI	S	Opponent	Score	RPI	S	Opponent	Score
				41	A	USC Upstate	0 7	57	A	Georgia St.	7 1	122	A	East Carolina	0 5
				46	A	Kennesaw St.	10 6	66	H	St. John's (NY)	7 9	127	H	Virginia	5 2
				46	A	Kennesaw St.	3 11	66	H	St. John's (NY)	2 0	143	H	Longwood	0 1
				46	N	Kennesaw St.	1 3	85	A	Liberty	2 5	143	H	Longwood	2 5
								85	A	Liberty	5 6	143	H	Longwood	0 5
								85	A	Liberty	11 2	145	H	Campbell	6 14
												145	H	Campbell	4 5
												145	H	Campbell	2 3
												147	A	Furman	2 1
												148	A	Morehead St.	3 4
												148	A	Morehead St.	2 4
												153	H	Winthrop	2 1
												153	H	Winthrop	6 1
												153	H	Winthrop	6 7
												155	A	Georgia Tech	4 0
												155	A	Georgia Tech	0 3
												160	A	Virginia Tech	0 2
												160	H	Virginia Tech	8 0
												171	N	UConn	8 3
												186	H	Charleston So.	1 8
												186	H	Charleston So.	2 10
												186	H	Charleston So.	5 1
												188	A	ETSU	3 4
												188	A	ETSU	2 10
												200	N	Youngstown St.	3 1
												200	N	Youngstown St.	5 8
												205	N	Tennessee Tech	6 5
LAST 10 GAMES															
				153	H	Winthrop	6 1	143	H	Longwood	0 1	188	A	ETSU	3 4
				153	H	Winthrop	2 1	160	A	Virginia Tech	0 2	188	A	ETSU	2 10
				153	H	Winthrop	6 7	225	A	Presbyterian	1 0	200	N	Youngstown St.	3 1
				143	H	Longwood	2 5	225	A	Presbyterian	3 4	200	N	Youngstown St.	5 8
				143	H	Longwood	0 5	225	A	Presbyterian	2 1	205	N	Tennessee Tech	6 5

Non-Div. I Games:

Radford

RPI	S	Opponent	Score	
215	A	Hampton	2	0
215	A	Hampton	3	0
218	N	IUPUI	6	3
223	H	Western Caro.	5	4
223	H	Western Caro.	3	0
225	A	Presbyterian	2	1
225	A	Presbyterian	1	0
225	A	Presbyterian	3	4
238	A	Gardner-Webb	5	4
238	A	Gardner-Webb	6	4
238	A	Gardner-Webb	1	4
256	A	Chattanooga	3	10
279	H	N.C. Central	6	1
279	H	N.C. Central	6	0
283	H	Norfolk St.	8	0
283	H	Norfolk St.	10	2

Radford

R
a
d
f
o
r
d

R
a
d
f
o
r
d

RPI	S	Opponent	Score	
249	H	Rhode Island	4	1
249	H	Rhode Island	4	3
249	H	Rhode Island	11	0
251	N	Yale	1	0
266	N	Fort Wayne	1	3
273	A	St. Bonaventure	4	1
273	A	St. Bonaventure	3	0
273	A	St. Bonaventure	10	2

Saint Joseph's

S
a
i
n
t
J
o
s
e
p
h
'
s

S
a
i
n
t
J
o
s
e
p
h
'
s

Average RPI Win:		172	WON-LOST RECORD		WINNING PCT. RANK		LAST 10 GAMES		STRENGTH OF SCHEDULE		OPP. STRENGTH OF SCHEDULE		TEAM RPI		ADJ RPI		CONF. RPI		ADJ CONF. RPI		
DIV. I ONLY			20-27-0		.42553	186	1-9-0		142		96		165		.48388		163	6		9	
DIV. I NON-CONF.			14-12-0		.53846	121	0-1-0		275		163		195		.46874		191	10		10	
TOTALS		RPI 1-25		RPI 26-50			W-L RECORDS			RPI 51-100			RPI 101-150			RPI 150+					
20-27-0		0-1-0		1-7-0			OVERALL			4-9-0			3-3-0			12-7-0					
8-8-0		0-0-0		0-0-0			HOME			3-6-0			0-1-0			5-1-0					
4-12-0		0-1-0		0-6-0			AWAY			1-2-0			2-2-0			1-1-0					
8-7-0		0-0-0		1-1-0			NEUTRAL			0-1-0			1-0-0			6-5-0					
14-12-0		0-1-0		1-1-0			NON-CONFERENCE			0-1-0			1-2-0			12-7-0					
5-2-0		0-0-0		0-0-0			HOME			0-0-0			0-1-0			5-1-0					
1-3-0		0-1-0		0-0-			AWAY			0-0-0			0-1-0			1-1-0					
8-7-0		0-0-0		1-1-0			NEUTRAL			0-1-0			1-0-0			6-5-0					
6-15-0		0-0-0		0-6-0			CONFERENCE			4-8-0			2-1-0			0-0-0					
3-6-0		0-0-0		0-0-0			HOME			3-6-0			0-0-0			0-0-0					
3-9-0		0-0-0		0-6-0			AWAY			1-2-0			2-1-0			0-0-0					
0-0-0		0-0-0		0-0-0			NEUTRAL			0-0-0			0-0-0			0-0-0					
RPI	S	Opponent		Score		RPI	S	Opponent		Score		RPI	S	Opponent		Score					
8	A	Texas A&M		1	10	29	N	Texas St.		0	1	51	H	San Jose St.		1	10				
						29	N	Texas St.		3	2	51	H	San Jose St.		6	7				
						40	A	San Diego St.		1	4	51	H	San Jose St.		2	7				
						40	A	San Diego St.		2	10	64	A	Utah St.		9	5				
						40	A	San Diego St.		0	8	64	A	Utah St.		7	9				
						47	A	Fresno St.		0	5	64	A	Utah St.		2	5				
						47	A	Fresno St.		1	10	84	N	UT Arlington		1	5				
						47	A	Fresno St.		1	3	89	H	Colorado St.		7	3				
												89	H	Colorado St.		8	6				
												89	H	Colorado St.		2	12				
												91	H	Nevada		2	8				
												91	H	Nevada		2	10				
												91	H	Nevada		9	6				

Non-Div. I Games:

New Mexico

Average RPI Win:	224	WON-LOST RECORD	WINNING PCT. RANK	LAST 10 GAMES	STRENGTH OF SCHEDULE	OPP. STRENGTH OF SCHEDULE	TEAM RPI	ADJ RPI	CONF. RPI	ADJ CONF. RPI					
DIV. I ONLY		26-20-0	.56522	101	8-2-0	211	262	161	.48269	164	29	30			
DIV. I NON-CONF.		11-15-0	.42308	180	0-0-0	150	247	186	.46899	189	30	30			
<hr/>															
TOTALS	RPI 1-25	RPI 26-50		W-L RECORDS		RPI 51-100		RPI 101-150		RPI 150+					
26-20-0	0-0-0	0-2-0		OVERALL		1-2-0		0-7-0		25-9-0					
9-3-0	0-0-0	0-0-0		HOME		1-0-0		0-1-0		8-2-0					
9-11-0	0-0-0	0-2-0		AWAY		0-1-0		0-2-0		9-6-0					
8-6-0	0-0-0	0-0-0		NEUTRAL		0-1-0		0-4-0		8-1-0					
11-15-0	0-0-0	0-2-0		NON-CONFERENCE		1-2-0		0-7-0		10-4-0					
1-1-0	0-0-0	0-0-0		HOME		1-0-0		0-1-0		0-0-0					
2-8-0	0-0-0	0-0-		AWAY		0-1-0		0-2-0		2-3-0					
8-6-0	0-0-0	0-0-0		NEUTRAL		0-1-0		0-4-0		8-1-0					
15-5-0	0-0-0	0-0-0		CONFERENCE		0-0-0		0-0-0		15-5-0					
8-2-0	0-0-0	0-0-0		HOME		0-0-0		0-0-0		8-2-0					
7-3-0	0-0-0	0-0-0		AWAY		0-0-0		0-0-0		7-3-0					
0-0-0	0-0-0	0-0-0		NEUTRAL		0-0-0		0-0-0		0-0-0					
RPI	S	Opponent	Score	RPI	S	Opponent	Score	RPI	S	Opponent	Score				
				41	A	USC Upstate	1 3	66	H	St. John's (NY)	3 1	102	N	Weber St.	1 4
				48	A	Fordham	2 3	82	N	UT Martin	10 14	102	N	Weber St.	2 3
								93	A	Elon	6 7	121	H	Army West Point	0 3
												128	A	UC Riverside	5 12
												128	A	UC Riverside	1 9
												145	N	Campbell	2 10
												145	N	Campbell	0 2
												162	N	Saint Joseph's	5 4
												162	N	Saint Joseph's	3 2
												177	N	Maryland	8 4
												180	A	Penn	9 3
												180	A	Penn	3 2
												199	A	Seton Hall	3 5
												201	A	Marist	3 0
												201	A	Marist	0 8
												208	A	Monmouth	0 5
												208	A	Monmouth	4 0
												212	H	Manhattan	1 7
												212	H	Manhattan	1 0
												213	H	Fairfield	3 1
												213	H	Fairfield	2 1
												214	H	Quinnipiac	8 0
												214	H	Quinnipiac	1 6
												216	N	Wagner	15 1
												225	N	Presbyterian	5 3
												225	N	Presbyterian	8 5
												228	A	Siena	3 5

Non-Div. I Games:

Iona

RPI	S	Opponent	Score	
228	A	Siena	8	0
241	A	Sacred Heart	0	4
248	H	Niagara	5	4
248	H	Niagara	6	1
259	N	Bryant	0	3
264	H	Canisius	5	4
264	H	Canisius	4	2
265	A	Stony Brook	4	7
270	N	Brown	4	3
289	A	Rider	6	0
289	A	Rider	7	0
290	N	Hartford	12	2
291	A	Saint Peter's	12	2
291	A	Saint Peter's	11	1

Iona

I
o
n
a

I
o
n
a

Average RPI Win:		190	WON-LOST RECORD		WINNING PCT. RANK		LAST 10 GAMES		STRENGTH OF SCHEDULE		OPP. STRENGTH OF SCHEDULE		TEAM RPI		ADJ RPI		CONF. RPI		ADJ CONF. RPI										
Average RPI Loss:		105																											
DIV. I ONLY			20-21-0		.4878 142		5-5-0		186		122		162		.48243 165		15		15										
DIV. I NON-CONF.			14-15-0		.48276 144		0-0-0		208		118		171		.48099 173		15		14										
TOTALS		RPI 1-25		RPI 26-50		W-L RECORDS		RPI 51-100		RPI 101-150		RPI 150+																	
20-21-0		0-4-0		0-4-0		OVERALL		1-3-0		5-4-0		14-6-0																	
11-7-0		0-0-0		0-2-0		HOME		0-1-0		5-1-0		6-3-0																	
2-8-0		0-4-0		0-0-0		AWAY		0-0-0		0-3-0		2-1-0																	
7-6-0		0-0-0		0-2-0		NEUTRAL		1-2-0		0-0-0		6-2-0																	
14-15-0		0-1-0		0-4-0		NON-CONFERENCE		1-3-0		3-3-0		10-4-0																	
7-5-0		0-0-0		0-2-0		HOME		0-1-0		3-0-0		4-2-0																	
0-4-0		0-1-0		0-0-		AWAY		0-0-0		0-3-0		0-0-0																	
7-6-0		0-0-0		0-2-0		NEUTRAL		1-2-0		0-0-0		6-2-0																	
6-6-0		0-3-0		0-0-0		CONFERENCE		0-0-0		2-1-0		4-2-0																	
4-2-0		0-0-0		0-0-0		HOME		0-0-0		2-1-0		2-1-0																	
2-4-0		0-3-0		0-0-0		AWAY		0-0-0		0-0-0		2-1-0																	
0-0-0		0-0-0		0-0-0		NEUTRAL		0-0-0		0-0-0		0-0-0																	
RPI	S	Opponent		Score		RPI	S	Opponent		Score		RPI	S	Opponent		Score		RPI	S	Opponent		Score							
18	A	BYU		0 9		30	N	Arkansas		1 13		51	H	San Jose St.		1 6		105	A	UC Santa Barbara		4 7							
18	A	BYU		0 11		38	H	Oregon St.		0 7		61	N	Cal Poly		6 8		105	A	UC Santa Barbara		1 6							
18	A	BYU		1 10		45	H	Cal St. Fullerton		0 7		83	N	Stanford		2 0		105	A	UC Santa Barbara		3 4							
20	A	Arizona St.		3 6		47	N	Fresno St.		6 12		99	N	Kent St.		2 6		108	H	Pacific		8 3							
																		108	H	Pacific		2 8							
																		108	H	Pacific		4 3							
																		115	H	DePaul		4 3							
																		128	H	UC Riverside		3 0							
																		133	H	UC Davis		7 6							
																		156	H	Boston U.		0 3							
																		175	N	George Washington		6 4							
																		175	N	George Washington		8 4							
																		203	N	Utah Valley		10 9							
																		205	N	Seattle U		7 5							
																		205	N	Seattle U		8 1							
																		205	N	Seattle U		2 3							
																		220	N	Northern Colo.		9 1							
																		235	H	Santa Clara		3 7							
																		235	H	Santa Clara		2 1							
																		235	H	Santa Clara		3 1							
																		241	N	Sacred Heart		4 5							
																		243	A	Saint Mary's (CA)		4 0							
																		243	A	Saint Mary's (CA)		6 4							
																		243	A	Saint Mary's (CA)		0 3							
																		244	H	Detroit Mercy		3 1							
																		244	H	Detroit Mercy		6 4							
																		247	H	CSU Bakersfield		6 5							
						LAST 10 GAMES																							
						18 A BYU 0 11						235 H Santa Clara 3 1						243 A Saint Mary's (CA) 6 4						243 A Saint Mary's (CA) 0 3					
						18 A BYU 1 10						243 A Saint Mary's (CA) 6 4						243 A Saint Mary's (CA) 0 3						244 H Detroit Mercy 3 1					
						18 A BYU 0 9						243 A Saint Mary's (CA) 0 3						244 H Detroit Mercy 6 4						244 H Detroit Mercy 6 4					
						235 H Santa Clara 3 7						243 A Saint Mary's (CA) 4 0						244 H Detroit Mercy 6 4						247 H CSU Bakersfield 6 5					
						235 H Santa Clara 2 1						108 H Pacific 8 3						247 H CSU Bakersfield 6 5											

Non-Div. I Games:

San Diego

RPI	S	Opponent	Score	
247	H	CSU Bakersfield	16	8
247	H	CSU Bakersfield	0	8

San Diego

S
a
n
D
i
e
g
o

S
a
n
D
i
e
g
o

[illegible]

Non-Div. I Games:

Northwestern St.

RPI	S	Opponent	Score	
234	N	Florida A&M	3	3
246	H	Incarnate Word	6	9
246	H	Incarnate Word	4	1
246	H	Incarnate Word	8	2
256	A	Chattanooga	3	5
262	A	A&M-Corpus Christi	3	2
262	A	A&M-Corpus Christi	4	5
262	A	A&M-Corpus Christi	12	1
278	N	Prairie View	8	7
284	N	Fairleigh Dickinson	11	3
295	N	Grambling	13	1

Northwestern St.

N
o
r
t
h
w
e
s
t
e
r
n
s
t
.

N
o
r
t
h
w
e
s
t
e
r
n
s
t
.

RPI	S	Opponent	Score	
245	H	Portland St.	5	1
255	N	Delaware St.	4	1
256	H	Chattanooga	3	4
256	H	Chattanooga	9	2
256	H	Chattanooga	7	1
259	N	Bryant	7	0
260	H	Alabama St.	7	2
266	H	Fort Wayne	9	1
266	H	Fort Wayne	3	4
285	H	Savannah St.	21	2
285	H	Savannah St.	8	1

Mercer

M
e
r
c
e
r

M
e
r
c
e
r

Average RPI Win:	163	WON-LOST	WINNING	LAST 10	STRENGTH OF	OPP. STRENGTH	TEAM	ADJ	CONF.	ADJ CONF.				
Average RPI Loss:	113	RECORD	PCT. RANK	GAMES	SCHEDULE	OF SCHEDULE	RPI	RPI	RPI	RPI				
DIV. I ONLY	17-31-0	.35417	241	3-7-0	84	145	171	.47976	168	14	14			
DIV. I NON-CONF.	12-14-0	.46154	161	0-0-0	133	153	145	.49517	144	14	15			
<hr/>														
TOTALS	RPI 1-25	RPI 26-50		W-L RECORDS		RPI 51-100		RPI 101-150		RPI 150+				
17-31-0	0-1-0	1-7-0		OVERALL		4-8-0		3-4-0		9-11-0				
6-7-0	0-0-0	0-0-0		HOME		1-1-0		2-3-0		3-3-0				
5-16-0	0-1-0	1-7-0		AWAY		2-4-0		0-0-0		2-4-0				
6-8-0	0-0-0	0-0-0		NEUTRAL		1-3-0		1-1-0		4-4-0				
12-14-0	0-1-0	1-3-0		NON-CONFERENCE		3-3-0		1-2-0		7-5-0				
2-1-0	0-0-0	0-0-0		HOME		0-0-0		0-1-0		2-0-0				
4-6-0	0-1-0	1-0-		AWAY		2-1-0		0-0-0		1-1-0				
6-7-0	0-0-0	0-0-0		NEUTRAL		1-2-0		1-1-0		4-4-0				
5-17-0	0-0-0	0-4-0		CONFERENCE		1-5-0		2-2-0		2-6-0				
4-6-0	0-0-0	0-0-0		HOME		1-1-0		2-2-0		1-3-0				
1-10-0	0-0-0	0-4-0		AWAY		0-3-0		0-0-0		1-3-0				
0-1-0	0-0-0	0-0-0		NEUTRAL		0-1-0		0-0-0		0-0-0				
RPI	S	Opponent	Score		RPI	S	Opponent	Score		RPI	S	Opponent	Score	
23	A	Ole Miss	0	6	39	A	Jacksonville St.	3	4	58	N	Illinois St.	2	7
					39	A	Jacksonville St.	0	7	73	A	Murray St.	1	3
					44	A	SIUE	0	8	73	H	Murray St.	1	9
					44	A	SIUE	0	1	73	H	Murray St.	8	2
					46	A	Kennesaw St.	9	1	82	A	UT Martin	0	4
					50	A	Lipscomb	0	8	82	A	UT Martin	2	8
					50	A	Lipscomb	1	3	82	N	UT Martin	2	4
					50	A	Lipscomb	6	7	87	N	Northern Ill.	6	3
										87	N	Northern Ill.	3	5
										94	A	Western Ky.	10	6
										96	A	Memphis	1	8
										96	A	Memphis	4	2

Non-Div. I Games:

Austin Peay

S
o
u
t
h
e
a
s
t
M
o
.
S
t
.

Southeast Mo. St.

RPI	S	Opponent	Score	
267	N	Tennessee St.	9	1
268	A	Alcorn	8	0
268	A	Alcorn	7	5
268	N	Alcorn	3	2
274	N	Buffalo	7	6
275	N	Alabama A&M	7	2
286	A	Jackson St.	13	2

Southeast Mo. St.

S
o
u
t
h
e
a
s
t
M
o
.
S
t
.

S
o
u
t
h
e
a
s
t
M
o
.
S
t
.

Dayton

Dayton

RPI	S	Opponent	Score	
245	N	Portland St.	10	2
245	N	Portland St.	9	1
249	H	Rhode Island	3	2
249	H	Rhode Island	2	5
249	H	Rhode Island	4	5
263	H	Northern Ky.	5	1
263	H	Northern Ky.	7	1
263	N	Northern Ky.	13	6
263	N	Northern Ky.	11	8
264	N	Canisius	8	1
264	N	Canisius	4	12
266	N	Fort Wayne	3	2
266	N	Fort Wayne	14	6
273	H	St. Bonaventure	11	3
273	H	St. Bonaventure	9	4
273	H	St. Bonaventure	5	0

D
a
y
t
o
n

D
a
y
t
o
n

Average RPI Win: 159		WON-LOST	WINNING	LAST 10	STRENGTH OF		OPP. STRENGTH	TEAM	ADJ	CONF.	ADJ CONF.
Average RPI Loss: 96		RECORD	PCT. RANK	GAMES	SCHEDULE		OF SCHEDULE	RPI	RPI	RPI	RPI
DIV. I ONLY		17-30-0	.3617	233	2-8-0		110	93	176	.47742	171
DIV. I NON-CONF.		14-16-0	.46667	156	0-1-0		157	161	161	.49008	157
TOTALS		RPI 1-25	RPI 26-50		W-L RECORDS		RPI 51-100		RPI 101-150		RPI 150+
17-30-0		0-1-0	0-5-0		OVERALL		7-15-0		1-4-0		9-5-0
5-8-0		0-0-0	0-3-0		HOME		4-4-0		1-0-0		0-1-0
5-12-0		0-0-0	0-0-0		AWAY		2-9-0		0-3-0		3-0-0
7-10-0		0-1-0	0-2-0		NEUTRAL		1-2-0		0-1-0		6-4-0
14-16-0		0-1-0	0-2-0		NON-CONFERENCE		4-7-0		1-1-0		9-5-0
3-2-0		0-0-0	0-0-0		HOME		2-1-0		1-0-0		0-1-0
4-4-0		0-0-0	0-0-0		AWAY		1-4-0		0-0-0		3-0-0
7-10-0		0-1-0	0-2-0		NEUTRAL		1-2-0		0-1-0		6-4-0
3-14-0		0-0-0	0-3-0		CONFERENCE		3-8-0		0-3-0		0-0-0
2-6-0		0-0-0	0-3-0		HOME		2-3-0		0-0-0		0-0-0
1-8-0		0-0-0	0-0-0		AWAY		1-5-0		0-3-0		0-0-0
0-0-0		0-0-0	0-0-0		NEUTRAL		0-0-0		0-0-0		0-0-0
RPI S	Opponent	Score		RPI S	Opponent	Score		RPI S	Opponent	Score	
17 N	Kentucky	2	4	28 H	Tulsa	1	3	52 H	South Fla.	0	9
				28 H	Tulsa	0	6	52 H	South Fla.	1	0
				28 H	Tulsa	0	8	54 A	Fla. Atlantic	0	5
				30 N	Arkansas	2	3	61 N	Cal Poly	0	3
				46 N	Kennesaw St.	1	5	63 A	UCF	2	3
								63 A	UCF	0	9
								63 A	UCF	8	3
								68 H	Boston College	3	2
								69 H	Hofstra	4	1
								69 H	Hofstra	2	10
								70 N	Grand Canyon	2	1
								72 A	Hawaii	2	0
								72 A	Hawaii	1	4
								78 N	Lehigh	1	2
								80 A	Houston	0	22
								80 A	Houston	4	6
								80 A	Houston	0	6
								83 A	Stanford	3	4
								96 H	Memphis	1	0
								96 H	Memphis	2	8
LAST 10 GAMES											
				96 H	Memphis	0	2				
				96 H	Memphis	1	0				
				96 H	Memphis	2	8				
				63 A	UCF	0	9				
				63 A	UCF	2	3				
RPI S	Opponent	Score		RPI S	Opponent	Score		RPI S	Opponent	Score	
118 H	Massachusetts	7	1	122 A	East Carolina	1	2	122 A	East Carolina	1	4
				122 A	East Carolina	1	4	122 A	East Carolina	0	4
				134 N	Purdue	1	6	161 N	Radford	3	8
				173 N	Harvard	5	4	173 N	Harvard	4	3
				201 N	Marist	0	5	201 N	Marist	1	2
				201 N	Marist	1	2	218 N	IUPUI	7	2
				221 N	North Dakota	0	4	224 N	Florida A&M	6	0
				256 A	Chattanooga	5	1	259 A	Bryant	2	1
				259 A	Bryant	9	0	263 N	Northern Ky.	11	0
				263 N	Northern Ky.	11	3	263 N	Northern Ky.	11	3
				284 H	Fairleigh Dickinson	6	7				

Non-Div. I Games:

UConn

RPI	S	Opponent	Score
96	H	Memphis	0 2
98	A	Coastal Caro.	0 2
63	A	UCF	8 3
28	H	Tulsa	0 8
28	H	Tulsa	0 6
28	H	Tulsa	1 3
284	H	Fairleigh Dickinson	6 7

Average RPI Win: 195		WON-LOST	WINNING	LAST 10	STRENGTH OF		OPP. STRENGTH	TEAM	ADJ		CONF.	ADJ CONF.
Average RPI Loss: 103		RECORD	PCT. RANK	GAMES	SCHEDULE		OF SCHEDULE	RPI	RPI		RPI	RPI
DIV. I ONLY		24-34-0	.41379	195	4-6-0		106	168	164		.47729	172
DIV. I NON-CONF.		13-21-0	.38235	202	1-0-0		107	179	176		.47043	187
TOTALS		RPI 1-25	RPI 26-50		W-L RECORDS		RPI 51-100		RPI 101-150		RPI 150+	
24-34-0		0-2-0	0-4-0		OVERALL		2-15-0		2-7-0		20-6-0	
7-4-0		0-0-0	0-0-0		HOME		1-2-0		0-0-0		6-2-0	
5-20-0		0-0-0	0-2-0		AWAY		1-10-0		2-6-0		2-1-0	
12-10-0		0-2-0	0-2-0		NEUTRAL		0-2-0		0-1-0		12-3-0	
13-21-0		0-2-0	0-4-0		NON-CONFERENCE		0-8-0		0-3-0		13-4-0	
0-0-0		0-0-0	0-0-0		HOME		0-0-0		0-0-0		0-0-0	
1-11-0		0-0-0	0-0-		AWAY		0-6-0		0-2-0		1-1-0	
12-10-0		0-2-0	0-2-0		NEUTRAL		0-2-0		0-1-0		12-3-0	
11-13-0		0-0-0	0-0-0		CONFERENCE		2-7-0		2-4-0		7-2-0	
7-4-0		0-0-0	0-0-0		HOME		1-2-0		0-0-0		6-2-0	
4-9-0		0-0-0	0-0-0		AWAY		1-5-0		2-4-0		1-0-0	
0-0-0		0-0-0	0-0-0		NEUTRAL		0-0-0		0-0-0		0-0-0	
RPI S	Opponent	Score	RPI S	Opponent	Score	RPI S	Opponent	Score	RPI S	Opponent	Score	
16 N	Utah	3 17	28 N	Tulsa	4 5	53 H	Central Mich.	4 6	104 A	Michigan St.	7 13	
16 N	Utah	1 10	41 A	USC Upstate	1 4	53 H	Central Mich.	4 2	114 A	Ball St.	5 2	
			42 N	Wisconsin	7 10	53 H	Central Mich.	0 1	114 A	Ball St.	1 2	
			44 A	SIUE	2 3	54 A	Fla. Atlantic	0 8	114 A	Ball St.	4 9	
						62 A	Ohio	1 10	125 A	Miami (OH)	4 0	
						62 A	Ohio	2 3	125 A	Miami (OH)	1 14	
						62 A	Ohio	7 8	125 A	Miami (OH)	5 9	
						66 N	St. John's (NY)	3 4	140 N	Montana	6 8	
						71 N	Syracuse	0 5	147 A	Furman	0 1	
						72 A	Hawaii	1 4	176 N	Butler	6 0	
						72 A	Hawaii	1 8	176 N	Butler	4 3	
						72 A	Hawaii	1 6	186 N	Charleston So.	2 1	
						72 A	Hawaii	0 3	186 N	Charleston So.	2 1	
						76 A	UNI	0 8	186 N	Charleston So.	7 5	
						87 A	Northern Ill.	6 3	186 N	Charleston So.	6 5	
						87 A	Northern Ill.	6 9	190 N	Omaha	17 5	
						87 A	Northern Ill.	4 13	193 H	Western Mich.	8 7	
									193 H	Western Mich.	4 9	
									193 H	Western Mich.	1 5	
									201 N	Marist	5 3	
									205 N	Seattle U	6 2	
									205 N	Seattle U	2 1	
									217 A	Eastern Mich.	4 0	
									217 H	Eastern Mich.	5 4	
									217 H	Eastern Mich.	6 4	
									223 N	Western Caro.	4 2	
									229 A	Oakland	4 2	
			LAST 10 GAMES									
			87 A	Northern Ill.	4 13	193 H	Western Mich.	1 5				
			87 A	Northern Ill.	6 9	229 A	Oakland	4 2				
			87 A	Northern Ill.	6 3	114 A	Ball St.	5 2				
			193 H	Western Mich.	4 9	114 A	Ball St.	4 9				
			193 H	Western Mich.	8 7	114 A	Ball St.	1 2				

Non-Div. I Games:

Toledo

Toledo

Average RPI Win:	210	WON-LOST RECORD	WINNING PCT. RANK	LAST 10 GAMES	STRENGTH OF SCHEDULE	OPP. STRENGTH OF SCHEDULE	TEAM RPI	ADJ RPI	CONF. RPI	ADJ CONF. RPI		
DIV. I ONLY		22-19-0	.53659	119	7-3-0	242	234	181	.47663	173	26	26
DIV. I NON-CONF.		9-10-0	.47368	151	0-0-0	195	148	173	.48757	163	27	26
<hr/>												
TOTALS	RPI 1-25	RPI 26-50		W-L RECORDS		RPI 51-100		RPI 101-150		RPI 150+		
22-19-0	0-0-0	2-1-0		OVERALL		1-2-0		2-6-0		17-10-0		
7-4-0	0-0-0	0-0-0		HOME		0-0-0		0-2-0		7-2-0		
9-8-0	0-0-0	1-0-0		AWAY		1-2-0		0-2-0		7-4-0		
6-7-0	0-0-0	1-1-0		NEUTRAL		0-0-0		2-2-0		3-4-0		
9-10-0	0-0-0	2-1-0		NON-CONFERENCE		1-2-0		2-2-0		4-5-0		
0-1-0	0-0-0	0-0-0		HOME		0-0-0		0-0-0		0-1-0		
3-2-0	0-0-0	1-0-		AWAY		1-2-0		0-0-0		1-0-0		
6-7-0	0-0-0	1-1-0		NEUTRAL		0-0-0		2-2-0		3-4-0		
13-9-0	0-0-0	0-0-0		CONFERENCE		0-0-0		0-4-0		13-5-0		
7-3-0	0-0-0	0-0-0		HOME		0-0-0		0-2-0		7-1-0		
6-6-0	0-0-0	0-0-0		AWAY		0-0-0		0-2-0		6-4-0		
0-0-0	0-0-0	0-0-0		NEUTRAL		0-0-0		0-0-0		0-0-0		
RPI S	Opponent	Score	RPI S	Opponent	Score	RPI S	Opponent	Score	RPI S	Opponent	Score	
			40 N	San Diego St.	5 4	72 A	Hawaii	0 7	134 N	Purdue	7 3	
			40 N	San Diego St.	1 6	72 A	Hawaii	2 10	134 N	Purdue	3 8	
			45 A	Cal St. Fullerton	2 1	75 A	Long Beach St.	2 1	143 N	Longwood	3 2	
									149 N	Loyola Chicago	1 3	
									150 A	Princeton	4 13	
									150 A	Princeton	0 1	
									150 H	Princeton	2 10	
									150 H	Princeton	2 6	
									171 N	UConn	3 4	
									171 N	UConn	4 5	
									179 H	Providence	3 8	
									180 A	Penn	4 5	
									180 A	Penn	2 1	
									201 N	Marist	2 3	
									207 N	Albany (NY)	8 4	
									212 N	Manhattan	0 1	
									230 A	Columbia	1 3	
									230 A	Columbia	5 6	
									237 A	Dartmouth	9 2	
									237 A	Dartmouth	7 6	
									237 H	Dartmouth	8 0	
									237 H	Dartmouth	8 4	
									244 N	Detroit Mercy	15 1	
									251 H	Yale	5 4	
									251 H	Yale	5 4	
									251 H	Yale	9 1	
									251 H	Yale	6 14	
			LAST 10 GAMES									
			150 A	Princeton	0 1	237 A	Dartmouth	7 6				
			150 A	Princeton	4 13	270 A	Brown	0 4				
			237 H	Dartmouth	8 0	270 A	Brown	5 2				
			237 H	Dartmouth	8 4	270 A	Brown	4 0				
			237 A	Dartmouth	9 2	270 A	Brown	7 4				

Non-Div. I Games:

Harvard

RPI	S	Opponent	Score	
257	H	Cornell	9	5
257	H	Cornell	8	3
259	A	Bryant	6	5
265	N	Stony Brook	8	0
270	A	Brown	5	2
270	A	Brown	0	4
270	A	Brown	7	4
270	A	Brown	4	0

Harvard

[illegible]

Central Ark.

RPI	S	Opponent	Score	
192	H	SFA	2	5
210	N	Samford	2	3
222	H	Western Ill.	3	6
233	H	Houston Baptist	5	6
246	H	Incarnate Word	5	0
246	H	Incarnate Word	6	1
246	H	Incarnate Word	4	5
260	N	Alabama St.	5	7
271	H	Mississippi Val.	9	3
277	H	Ark.-Pine Bluff	10	2
277	H	Ark.-Pine Bluff	10	0
286	A	Jackson St.	13	5

Central Ark.

C
e
n
t
r
a
l
A
r
k
.

C
e
n
t
r
a
l
A
r
k
.

Average RPI Win:	212	WON-LOST	WINNING	LAST 10	STRENGTH OF	OPP. STRENGTH	TEAM	ADJ	CONF.	ADJ CONF.	
Average RPI Loss:	151	RECORD	PCT. RANK	GAMES	SCHEDULE	OF SCHEDULE	RPI	RPI	RPI	RPI	
DIV. I ONLY	28-24-0	.53846	113	5-5-0	234	229	173	.47563	175	20	21
DIV. I NON-CONF.	17-12-0	.58621	95	0-1-0	279	261	190	.4706	186	24	24
<hr/>											
TOTALS	RPI 1-25	RPI 26-50		W-L RECORDS		RPI 51-100		RPI 101-150		RPI 150+	
28-24-0	0-0-0	1-2-0		OVERALL		0-0-0		4-9-0		23-13-0	
17-9-0	0-0-0	0-0-0		HOME		0-0-0		2-3-0		15-6-0	
8-7-0	0-0-0	1-2-0		AWAY		0-0-0		1-3-0		6-2-0	
3-8-0	0-0-0	0-0-0		NEUTRAL		0-0-0		1-3-0		2-5-0	
<hr/>											
17-12-0	0-0-0	0-0-0		NON-CONFERENCE		0-0-0		3-7-0		14-5-0	
11-1-0	0-0-0	0-0-0		HOME		0-0-0		1-1-0		10-0-0	
3-3-0	0-0-0	0-0-		AWAY		0-0-0		1-3-0		2-0-0	
3-8-0	0-0-0	0-0-0		NEUTRAL		0-0-0		1-3-0		2-5-0	
<hr/>											
11-12-0	0-0-0	1-2-0		CONFERENCE		0-0-0		1-2-0		9-8-0	
6-8-0	0-0-0	0-0-0		HOME		0-0-0		1-2-0		5-6-0	
5-4-0	0-0-0	1-2-0		AWAY		0-0-0		0-0-0		4-2-0	
0-0-0	0-0-0	0-0-0		NEUTRAL		0-0-0		0-0-0		0-0-0	
<hr/>											
RPI	S	Opponent	Score	RPI	S	Opponent	Score	RPI	S	Opponent	Score
				48	A	Fordham	3 8	105	A	UC Santa Barbara	1 8
				48	A	Fordham	0 12	111	N	Stetson	3 8
				48	A	Fordham	5 1	117	N	Delaware	5 4
								118	H	Massachusetts	0 4
								118	H	Massachusetts	3 4
								118	H	Massachusetts	4 1
								124	A	UNCG	10 1
								124	A	UNCG	2 6
								127	A	Virginia	0 8
								130	H	Penn St.	2 4
								130	H	Penn St.	7 2
								143	N	Longwood	3 4
								143	N	Longwood	2 11
								162	A	Saint Joseph's	11 5
								162	A	Saint Joseph's	3 2
								162	A	Saint Joseph's	3 8
								165	N	San Diego	4 8
								165	N	San Diego	4 6
								170	H	Dayton	0 1
								170	H	Dayton	5 7
								170	H	Dayton	2 12
				LAST 10 GAMES				179	N	Providence	3 9
				249	H	Rhode Island	7 6	181	H	Saint Louis	10 2
				249	H	Rhode Island	5 1	127	A	Virginia	0 8
				249	H	Rhode Island	5 8	48	A	Fordham	0 12
				162	A	Saint Joseph's	3 8	48	A	Fordham	5 1
				162	A	Saint Joseph's	11 5	48	A	Fordham	3 8
								208	H	Monmouth	8 0

Non-Div. I Games:

George Washington

RPI	S	Opponent	Score	
214	H	Quinnipiac	11	2
214	H	Quinnipiac	10	2
219	A	La Salle	2	5
219	A	La Salle	13	2
219	A	La Salle	5	1
220	N	Northern Colo.	5	6
226	H	George Mason	9	5
226	H	George Mason	3	0
236	N	Bethune-Cookman	7	1
241	N	Sacred Heart	4	0
248	H	Niagara	11	6
248	H	Niagara	5	4
248	H	Niagara	4	2
249	H	Rhode Island	5	1
249	H	Rhode Island	5	8
249	H	Rhode Island	7	6
255	H	Delaware St.	5	0
255	H	Delaware St.	3	2
274	H	Buffalo	7	3
274	H	Buffalo	6	1
292	A	Coppin St.	12	3
292	A	Coppin St.	6	5

George Washington

G
e
o
r
g
e
W
a
s
h
i
n
g
t
o
n

G
e
o
r
g
e
W
a
s
h
i
n
g
t
o
n

Butler

Butler

RPI	S	Opponent	Score	
222	N	Western Ill.	6	7
232	N	Central Conn. St.	3	1
240	H	Georgetown	4	0
240	H	Georgetown	7	6
240	H	Georgetown	9	7
244	N	Detroit Mercy	9	8
251	N	Yale	5	4
263	N	Northern Ky.	1	5
266	N	Fort Wayne	5	1
280	N	Green Bay	8	0
286	N	Jackson St.	10	4

Butler

B
u
t
l
e
r

B
u
t
l
e
r

Average RPI Win: 118		WON-LOST RECORD		WINNING PCT. RANK		LAST 10 GAMES		STRENGTH OF SCHEDULE		OPP. STRENGTH OF SCHEDULE		TEAM RPI		ADJ RPI		CONF. RPI		ADJ CONF. RPI	
DIV. I ONLY		11-39-1		.22549 281		2-8-0		38		57		188		.47378 177		8		6	
DIV. I NON-CONF.		7-18-1		.28846 243		0-0-0		44		76		175		.48407 171		5		5	
TOTALS		RPI 1-25		RPI 26-50		W-L RECORDS		RPI 51-100		RPI 101-150		RPI 150+							
11-39-1		2-7-0		1-9-0		OVERALL		2-5-0		2-11-0		4-7-1							
5-12-0		1-3-0		0-6-0		HOME		1-0-0		1-2-0		2-1-0							
5-12-0		1-1-0		1-2-0		AWAY		1-2-0		1-6-0		1-1-0							
1-15-1		0-3-0		0-1-0		NEUTRAL		0-3-0		0-3-0		1-5-1							
7-18-1		1-3-0		1-3-0		NON-CONFERENCE		1-3-0		1-3-0		3-6-1							
3-2-0		0-1-0		0-0-0		HOME		1-0-0		0-0-0		2-1-0							
3-3-0		1-1-0		1-0-		AWAY		0-0-0		1-0-0		0-0-0							
1-13-1		0-1-0		0-1-0		NEUTRAL		0-3-0		0-3-0		1-5-1							
4-21-0		1-4-0		0-6-0		CONFERENCE		1-2-0		1-8-0		1-1-0							
2-10-0		1-2-0		0-6-0		HOME		0-0-0		1-2-0		0-0-0							
2-9-0		0-0-0		0-0-0		AWAY		1-2-0		0-6-0		1-1-0							
0-2-0		0-2-0		0-0-0		NEUTRAL		0-0-0		0-0-0		0-0-0							
RPI	S	Opponent		Score		RPI	S	Opponent		Score		RPI	S	Opponent		Score			
1	A	Florida		4	2	32	A	Missouri		9	8	65	A	Northwestern		4	11		
2	N	Oregon		0	14	32	A	Missouri		0	2	65	A	Northwestern		5	6		
12	N	Minnesota		2	3	33	A	Texas		2	10	65	A	Northwestern		5	4		
12	N	Minnesota		2	10	35	H	Ohio St.		2	6	66	H	St. John's (NY)		3	0		
13	H	James Madison		0	8	35	H	Ohio St.		0	22	82	N	UT Martin		2	8		
19	A	Louisiana		0	3	35	H	Ohio St.		6	10	89	N	Colorado St.		3	6		
21	H	Michigan		3	4	42	H	Wisconsin		3	5	89	N	Colorado St.		5	14		
21	H	Michigan		1	5	42	H	Wisconsin		3	8								
21	H	Michigan		2	1	42	H	Wisconsin		0	5								
						43	N	FIU		1	6								
						LAST 10 GAMES													
						42	H	Wisconsin		0	5	130	H	Penn St.		3	10		
						42	H	Wisconsin		3	5	191	A	Rutgers		3	4		
						42	H	Wisconsin		3	8	191	A	Rutgers		4	3		
						130	H	Penn St.		5	7	113	A	Indiana		1	2		
						130	H	Penn St.		2	1	113	A	Indiana		0	5		

Non-Div. I Games:

Maryland

Average RPI Win:	181	WON-LOST	WINNING	LAST 10	STRENGTH OF	OPP. STRENGTH	TEAM	ADJ	CONF.	ADJ CONF.						
Average RPI Loss:	120	RECORD	PCT. RANK	GAMES	SCHEDULE	OF SCHEDULE	RPI	RPI	RPI	RPI						
DIV. I ONLY	24-29-0	.45283	170	5-5-0	191	146	179	.4724	178	13	13					
DIV. I NON-CONF.	16-11-0	.59259	93	1-1-0	263	233	169	.48408	170	13	13					
<hr/>																
TOTALS	RPI 1-25	RPI 26-50		W-L RECORDS		RPI 51-100		RPI 101-150		RPI 150+						
24-29-0	0-0-0	0-0-0		OVERALL		4-12-0		3-9-0		17-8-0						
4-9-0	0-0-0	0-0-0		HOME		3-5-0		0-2-0		1-2-0						
9-13-0	0-0-0	0-0-0		AWAY		1-5-0		3-6-0		5-2-0						
11-7-0	0-0-0	0-0-0		NEUTRAL		0-2-0		0-1-0		11-4-0						
<hr/>																
16-11-0	0-0-0	0-0-0		NON-CONFERENCE		1-4-0		1-2-0		14-5-0						
0-1-0	0-0-0	0-0-0		HOME		0-0-0		0-1-0		0-0-0						
5-3-0	0-0-0	0-0-		AWAY		1-2-0		1-0-0		3-1-0						
11-7-0	0-0-0	0-0-0		NEUTRAL		0-2-0		0-1-0		11-4-0						
<hr/>																
8-18-0	0-0-0	0-0-0		CONFERENCE		3-8-0		2-7-0		3-3-0						
4-8-0	0-0-0	0-0-0		HOME		3-5-0		0-1-0		1-2-0						
4-10-0	0-0-0	0-0-0		AWAY		0-3-0		2-6-0		2-1-0						
0-0-0	0-0-0	0-0-0		NEUTRAL		0-0-0		0-0-0		0-0-0						
<hr/>																
RPI S	Opponent	Score	RPI S	Opponent	Score	RPI S	Opponent	Score	RPI S	Opponent	Score					
						55 A	Louisville	8 6	114 H	Ball St.	1 2					
						55 A	Louisville	6 14	121 N	Army West Point	0 7					
						55 N	Louisville	5 6	123 A	Drake	3 4					
						55 N	Louisville	0 1	123 A	Drake	0 5					
						58 H	Illinois St.	3 10	123 A	Drake	0 5					
						58 H	Illinois St.	3 9	129 A	UNLV	11 5					
						58 H	Illinois St.	1 8	139 A	Bradley	3 5					
						76 H	UNI	6 5	139 A	Bradley	5 2					
						76 H	UNI	5 4	139 A	Bradley	7 2					
						76 H	UNI	3 4	149 A	Loyola Chicago	0 3					
						77 A	Wichita St.	6 9	149 A	Loyola Chicago	3 5					
						77 A	Wichita St.	0 6	149 H	Loyola Chicago	2 3					
						77 A	Wichita St.	3 7	152 H	Missouri St.	1 2					
						88 H	Southern Ill.	2 1	152 H	Missouri St.	3 2					
						88 H	Southern Ill.	1 9	152 H	Missouri St.	0 1					
						94 A	Western Ky.	0 8	154 A	Evansville	9 0					
												154 A	Evansville	1 0		
												154 A	Evansville	2 4		
												160 N	Virginia Tech	3 4		
												168 N	Austin Peay	17 5		
179 N	Providence	11 15														
181 A	Saint Louis	5 2														
181 A	Saint Louis	1 4														
202 N	Bowling Green	2 7														
202 N	Bowling Green	3 2														
208 N	Monmouth	6 5														
						211 N	Wright St.	4 2								
						LAST 10 GAMES										
						139 A	Bradley	3 5	88 H	Southern Ill.	1 9					
						139 A	Bradley	5 2	88 H	Southern Ill.	2 1					
						139 A	Bradley	7 2	149 H	Loyola Chicago	2 3					
						154 A	Evansville	2 4								
						154 A	Evansville	9 0								

Non-Div. I Games:

Indiana St.

Indianast.

Indianast.

Indiana St.

RPI	S	Opponent	Score	
240	A	Georgetown	4	6
240	A	Georgetown	5	13
248	N	Niagara	5	1
249	H	Rhode Island	2	6
249	H	Rhode Island	5	2
250	H	Holy Cross	8	0
259	H	Bryant	12	4
259	H	Bryant	7	6
266	N	Fort Wayne	6	7
270	A	Brown	10	0

P
r
o
v
i
d
e
n
c
e

P
r
o
v
i
d
e
n
c
e

Providence

RPI	S	Opponent	Score	
257	A	Cornell	8	0
257	A	Cornell	8	3
266	N	Fort Wayne	5	0
270	A	Brown	5	3
270	A	Brown	3	7
273	N	St. Bonaventure	9	1
289	H	Rider	1	0
289	H	Rider	6	0

Penn

Average RPI Win:	201	WON-LOST	WINNING	LAST 10	STRENGTH OF	OPP. STRENGTH	TEAM	ADJ	CONF.	ADJ CONF.	
Average RPI Loss:	144	RECORD	PCT. RANK	GAMES	SCHEDULE	OF SCHEDULE	RPI	RPI	RPI	RPI	
DIV. I ONLY	24-23-0	.51064	134	7-3-0	240	190	184	.47114	181	20	21
DIV. I NON-CONF.	12-13-0	.48	149	1-1-0	235	154	182	.4747	179	24	24
<hr/>											
TOTALS	RPI 1-25	RPI 26-50		W-L RECORDS		RPI 51-100		RPI 101-150		RPI 150+	
24-23-0	0-0-0	0-3-0		OVERALL		0-5-0		2-2-0		22-13-0	
8-7-0	0-0-0	0-2-0		HOME		0-0-0		1-2-0		7-3-0	
7-11-0	0-0-0	0-1-0		AWAY		0-4-0		0-0-0		7-6-0	
9-5-0	0-0-0	0-0-0		NEUTRAL		0-1-0		1-0-0		8-4-0	
<hr/>											
12-13-0	0-0-0	0-3-0		NON-CONFERENCE		0-5-0		1-0-0		11-5-0	
1-3-0	0-0-0	0-2-0		HOME		0-0-0		0-0-0		1-1-0	
2-5-0	0-0-0	0-0-		AWAY		0-4-0		0-0-0		2-0-0	
9-5-0	0-0-0	0-0-0		NEUTRAL		0-1-0		1-0-0		8-4-0	
<hr/>											
12-10-0	0-0-0	0-0-0		CONFERENCE		0-0-0		1-2-0		11-8-0	
7-4-0	0-0-0	0-0-0		HOME		0-0-0		1-2-0		6-2-0	
5-6-0	0-0-0	0-0-0		AWAY		0-0-0		0-0-0		5-6-0	
0-0-0	0-0-0	0-0-0		NEUTRAL		0-0-0		0-0-0		0-0-0	
<hr/>											
RPI S	Opponent	Score	RPI S	Opponent	Score	RPI S	Opponent	Score	RPI S	Opponent	Score
			30 H	Arkansas	2 5	73 A	Murray St.	1 2	118 H	Massachusetts	1 3
			44 H	SIUE	3 7	73 A	Murray St.	0 2	118 H	Massachusetts	2 4
			46 A	Kennesaw St.	0 4	82 N	UT Martin	0 1	118 H	Massachusetts	1 0
						96 A	Memphis	2 3	148 N	Morehead St.	1 0
						96 A	Memphis	3 4	151 N	Eastern Ky.	2 4
									151 N	Eastern Ky.	2 4
									152 N	Missouri St.	2 1
									162 A	Saint Joseph's	0 9
									162 A	Saint Joseph's	1 5
									162 A	Saint Joseph's	8 3
									166 N	Northwestern St.	20 7
									168 N	Austin Peay	14 5
									168 N	Austin Peay	4 5
									168 N	Austin Peay	6 5
									169 N	Southeast Mo. St.	6 4
									169 N	Southeast Mo. St.	10 1
									170 H	Dayton	8 1
									170 H	Dayton	8 2
									175 A	George Washington	5 2
									175 A	George Washington	2 10
									175 A	George Washington	11 2
			LAST 10 GAMES						178 H	Indiana St.	2 5
			273 A	St. Bonaventure	9 4	226 H	George Mason	8 0	178 H	Indiana St.	4 1
			273 A	St. Bonaventure	10 2	226 H	George Mason	6 4	193 N	Western Mich.	3 5
			178 H	Indiana St.	4 1	219 H	La Salle	5 7	219 H	La Salle	5 7
			178 H	Indiana St.	2 5	219 H	La Salle	3 4	219 H	La Salle	3 4
			226 H	George Mason	2 1	219 H	La Salle	9 0	219 H	La Salle	9 0

Non-Div. I Games:

Saint Louis

RPI	S	Opponent	Score	
226	H	George Mason	2	1
226	H	George Mason	8	0
226	H	George Mason	6	4
249	A	Rhode Island	3	8
249	A	Rhode Island	2	3
249	A	Rhode Island	2	10
254	A	UMKC	6	4
256	A	Chattanooga	5	2
273	A	St. Bonaventure	10	2
273	A	St. Bonaventure	9	4
284	N	Fairleigh Dickinson	9	1
294	N	South Carolina St.	10	4

Saint Louis

S
a
i
n
t
L
o
u
i
s

S
a
i
n
t
L
o
u
i
s

Average RPI Win:		162	WON-LOST RECORD		WINNING PCT. RANK		LAST 10 GAMES		STRENGTH OF SCHEDULE		OPP. STRENGTH OF SCHEDULE		TEAM RPI		ADJ RPI		CONF. RPI		ADJ CONF. RPI	
DIV. I ONLY			20-26-1		.43617 181		6-4-0		195		116		184		.47114 181		24		24	
DIV. I NON-CONF.			10-16-1		.38889 195		0-1-0		101		31		149		.49261 150		21		21	
TOTALS		RPI 1-25		RPI 26-50		W-L RECORDS		RPI 51-100		RPI 101-150		RPI 150+								
20-26-1		0-3-0		0-4-0		OVERALL		4-3-0		7-7-0		9-9-1								
8-8-1		0-1-0		0-0-0		HOME		2-0-0		2-5-0		4-2-1								
6-10-0		0-0-0		0-1-0		AWAY		0-1-0		2-2-0		4-6-0								
6-8-0		0-2-0		0-3-0		NEUTRAL		2-2-0		3-0-0		1-1-0								
10-16-1		0-3-0		0-4-0		NON-CONFERENCE		4-3-0		5-4-0		1-2-1								
2-3-1		0-1-0		0-0-0		HOME		2-0-0		0-2-0		0-0-1								
2-5-0		0-0-0		0-0-		AWAY		0-1-0		2-2-0		0-1-0								
6-8-0		0-2-0		0-3-0		NEUTRAL		2-2-0		3-0-0		1-1-0								
10-10-0		0-0-0		0-0-0		CONFERENCE		0-0-0		2-3-0		8-7-0								
6-5-0		0-0-0		0-0-0		HOME		0-0-0		2-3-0		4-2-0								
4-5-0		0-0-0		0-0-0		AWAY		0-0-0		0-0-0		4-5-0								
0-0-0		0-0-0		0-0-0		NEUTRAL		0-0-0		0-0-0		0-0-0								
RPI	S	Opponent		Score		RPI	S	Opponent		Score		RPI	S	Opponent		Score				
18	N	BYU		1	7	38	N	Oregon St.		3	6	61	N	Cal Poly		2	7			
18	N	BYU		4	9	38	N	Oregon St.		0	3	67	N	CSUN		2	4			
24	H	California		0	2	38	N	Oregon St.		5	6	67	N	CSUN		4	2			
						47	A	Fresno St.		2	5	72	A	Hawaii		0	5			
												91	H	Nevada		3	0			
												91	H	Nevada		5	0			
												92	N	Boise St.		8	3			
														102		H	Weber St.	4	0	
														102		H	Weber St.	2	3	
														105		H	UC Santa Barbara	0	4	
														108		A	Pacific	3	4	
														108		A	Pacific	2	1	
														115		N	DePaul	9	2	
														115		N	DePaul	10	1	
														133		A	UC Davis	2	5	
														133		H	UC Davis	3	4	
														135		N	UAB	5	3	
														140		H	Montana	2	3	
														140		H	Montana	5	3	
														140		H	Montana	2	3	
														146		A	Loyola Marymount	7	2	
														199		H	Seton Hall	2	2	
														204		H	Idaho St.	1	4	
														204		H	Idaho St.	4	6	
														204		H	Idaho St.	10	1	
														205		N	Seattle U	2	8	
														220		H	Northern Colo.	3	0	
														220		H	Northern Colo.	3	2	
														220		H	Northern Colo.	6	2	
														221		A	North Dakota	12	6	
														221		A	North Dakota	1	4	
														221		A	North Dakota	1	6	
														224		A	Southern Utah	7	8	
														224		A	Southern Utah	13	11	
														224		A	Southern Utah	7	8	
														224		A	Southern Utah	13	11	
LAST 10 GAMES																				
						245	A	Portland St.		4	2	220	H	Northern Colo.		3	2			
						245	A	Portland St.		1	2	224	A	Southern Utah		13	11			
						245	A	Portland St.		3	1	224	A	Southern Utah		7	8			
						220	H	Northern Colo.		6	2	224	A	Southern Utah		3	9			
						220	H	Northern Colo.		3	0	24	H	California		0	2			

Non-Div. I Games:

Sacramento St.

RPI	S	Opponent	Score	
224	A	Southern Utah	3	9
235	A	Santa Clara	1	2
237	N	Dartmouth	9	1
245	A	Portland St.	3	1
245	A	Portland St.	1	2
245	A	Portland St.	4	2

Sacramento St.

S
a
c
r
a
m
e
n
t
o
s
t
.

S
a
c
r
a
m
e
n
t
o
s
t
.

Average RPI Win:	214	WON-LOST RECORD	WINNING PCT. RANK	LAST 10 GAMES	STRENGTH OF SCHEDULE	OPP. STRENGTH OF SCHEDULE	TEAM RPI	ADJ RPI	CONF. RPI	ADJ CONF. RPI				
DIV. I ONLY		21-23-0	.47727	149	6-4-0	216	201	186	.47043	183	28	29		
DIV. I NON-CONF.		10-19-0	.34483	223	0-2-0	160	117	209	.46027	205	29	29		
<hr/>														
TOTALS	RPI 1-25	RPI 26-50		W-L RECORDS		RPI 51-100		RPI 101-150		RPI 150+				
21-23-0	0-3-0	1-1-0		OVERALL		0-8-0		2-1-0		18-10-0				
9-7-0	0-0-0	0-0-0		HOME		0-2-0		0-0-0		9-5-0				
7-6-0	0-0-0	0-0-0		AWAY		0-2-0		0-0-0		7-4-0				
5-10-0	0-3-0	1-1-0		NEUTRAL		0-4-0		2-1-0		2-1-0				
10-19-0	0-3-0	1-1-0		NON-CONFERENCE		0-8-0		2-1-0		7-6-0				
3-5-0	0-0-0	0-0-0		HOME		0-2-0		0-0-0		3-3-0				
2-4-0	0-0-0	0-0-		AWAY		0-2-0		0-0-0		2-2-0				
5-10-0	0-3-0	1-1-0		NEUTRAL		0-4-0		2-1-0		2-1-0				
11-4-0	0-0-0	0-0-0		CONFERENCE		0-0-0		0-0-0		11-4-0				
6-2-0	0-0-0	0-0-0		HOME		0-0-0		0-0-0		6-2-0				
5-2-0	0-0-0	0-0-0		AWAY		0-0-0		0-0-0		5-2-0				
0-0-0	0-0-0	0-0-0		NEUTRAL		0-0-0		0-0-0		0-0-0				
RPI	S	Opponent	Score	RPI	S	Opponent	Score	RPI	S	Opponent	Score			
13	N	James Madison	0 8	37	N	Oklahoma St.	6 3	52	N	South Fla.	0 10			
13	N	James Madison	0 6	42	N	Wisconsin	1 9	64	N	Utah St.	6 8			
16	N	Utah	2 7					69	H	Hofstra	6 7			
								69	H	Hofstra	0 9			
								69	N	Hofstra	6 14			
								71	A	Syracuse	4 6			
								71	A	Syracuse	1 13			
								91	N	Nevada	0 8			
											129	N	UNLV	7 2
											150	N	Princeton	13 8
											150	N	Princeton	0 6
											162	N	Saint Joseph's	4 0
											177	A	Maryland	4 5
											177	A	Maryland	9 7
											185	H	UMass Lowell	4 12
											185	H	UMass Lowell	4 2
											185	H	UMass Lowell	6 7
											189	A	LIU Brooklyn	8 1
											189	A	LIU Brooklyn	4 12
											196	H	Maine	5 1
											196	H	Maine	6 3
											196	H	Maine	10 2
											201	H	Marist	4 7
											201	H	Marist	5 6
											207	H	Albany (NY)	6 5
											207	H	Albany (NY)	4 0
											224	N	Southern Utah	3 4
											231	H	Colgate	4 2
											231	H	Colgate	8 10
											265	A	Stony Brook	1 2
											265	A	Stony Brook	1 4
											272	A	UMBC	10 3
											272	A	UMBC	11 5
											274	H	Buffalo	3 2
											274	H	Buffalo	6 2
				LAST 10 GAMES										
				265	A	Stony Brook	1 4	69	H	Hofstra	6 7			
				265	A	Stony Brook	1 2	69	H	Hofstra	0 9			
				196	H	Maine	10 2	290	A	Hartford	5 0			
				196	H	Maine	5 1	290	A	Hartford	12 2			
				196	H	Maine	6 3	290	A	Hartford	5 3			

Non-Div. I Games:

Binghamton

RPI	S	Opponent	Score	
274	N	Buffalo	9	2
290	A	Hartford	12	2
290	A	Hartford	5	3
290	A	Hartford	5	0

Binghamton

B
i
n
g
h
a
m
t
o
n

B
i
n
g
h
a
m
t
o
n

Average RPI Win:		220	WON-LOST RECORD		WINNING PCT. RANK	LAST 10 GAMES	STRENGTH OF SCHEDULE		OPP. STRENGTH OF SCHEDULE	TEAM RPI	ADJ RPI	CONF. RPI	ADJ CONF. RPI
Average RPI Loss:		116											
DIV. I ONLY		23-25-0			.47917 146	6-4-0	222		210	189	.47031 184	19	19
DIV. I NON-CONF.		9-11-0			.45 168	0-0-0	177		256	181	.4762 178	17	17
TOTALS		RPI 1-25	RPI 26-50		W-L RECORDS		RPI 51-100		RPI 101-150		RPI 150+		
23-25-0		0-2-0	0-5-0		OVERALL		1-3-0		4-5-0		18-10-0		
10-7-0		0-0-0	0-0-0		HOME		0-0-0		2-1-0		8-6-0		
7-13-0		0-2-0	0-3-0		AWAY		0-2-0		1-3-0		6-3-0		
6-5-0		0-0-0	0-2-0		NEUTRAL		1-1-0		1-1-0		4-1-0		
9-11-0		0-2-0	0-2-0		NON-CONFERENCE		1-3-0		1-2-0		7-2-0		
3-2-0		0-0-0	0-0-0		HOME		0-0-0		0-0-0		3-2-0		
0-5-0		0-2-0	0-0-		AWAY		0-2-0		0-1-0		0-0-0		
6-4-0		0-0-0	0-2-0		NEUTRAL		1-1-0		1-1-0		4-0-0		
14-14-0		0-0-0	0-3-0		CONFERENCE		0-0-0		3-3-0		11-8-0		
7-5-0		0-0-0	0-0-0		HOME		0-0-0		2-1-0		5-4-0		
7-8-0		0-0-0	0-3-0		AWAY		0-0-0		1-2-0		6-3-0		
0-1-0		0-0-0	0-0-0		NEUTRAL		0-0-0		0-0-0		0-1-0		
RPI S	Opponent	Score	RPI S	Opponent	Score	RPI S	Opponent	Score	RPI S	Opponent	Score		
8 A	Texas A&M	0 2	42 N	Wisconsin	3 14	76 N	UNI	2 6	106 A	La.-Monroe	0 12		
10 A	Baylor	1 4	44 N	SIUE	5 11	76 N	UNI	2 1	106 N	La.-Monroe	6 3		
			49 A	McNeese	0 7	80 A	Houston	5 6	116 A	Lamar University	1 0		
			49 A	McNeese	0 8	97 A	Louisiana Tech	1 7	116 A	Lamar University	2 4		
			49 A	McNeese	0 10				116 A	Lamar University	0 2		
									126 H	Abilene Christian	3 2		
									126 H	Abilene Christian	0 3		
									126 H	Abilene Christian	4 2		
									150 N	Princeton	5 9		
									158 A	Southeastern La.	4 8		
									158 A	Southeastern La.	7 8		
									158 A	Southeastern La.	3 9		
									159 H	UTSA	6 14		
									159 H	UTSA	1 4		
									166 N	Northwestern St.	0 2		
									174 H	Central Ark.	3 5		
									174 H	Central Ark.	13 0		
									174 H	Central Ark.	4 0		
									192 H	SFA	1 3		
									192 H	SFA	2 5		
									192 H	SFA	1 0		
									233 A	Houston Baptist	3 2		
									233 A	Houston Baptist	11 4		
									233 A	Houston Baptist	3 0		
									246 A	Incarnate Word	4 2		
									246 A	Incarnate Word	10 0		
									246 A	Incarnate Word	3 0		
LAST 10 GAMES			233 A	Houston Baptist	3 2	158 A	Southeastern La.	3 9	233 A	Houston Baptist	11 4		
			233 A	Houston Baptist	3 0	126 H	Abilene Christian	4 2	233 A	Houston Baptist	3 0		
			233 A	Houston Baptist	11 4	126 H	Abilene Christian	0 3	246 A	Incarnate Word	4 2		
			158 A	Southeastern La.	7 8	126 H	Abilene Christian	3 2	246 A	Incarnate Word	10 0		
			158 A	Southeastern La.	4 8	262 H	A&M-Corpus Christi	4 2	246 A	Incarnate Word	3 0		

Non-Div. I Games:

Sam Houston St.

RPI	S	Opponent	Score	
262	H	A&M-Corpus Christi	2	0
262	H	A&M-Corpus Christi	0	1
262	H	A&M-Corpus Christi	4	2
278	H	Prairie View	11	0
278	H	Prairie View	9	0
278	N	Prairie View	7	5
282	H	Texas Southern	5	1
295	N	Grambling	15	0
295	N	Grambling	10	0
295	N	Grambling	9	1

Sam Houston St.

S
a
m
H
o
u
s
t
o
n
S
t
.

S
a
m
H
o
u
s
t
o
n
S
t
.

[illegible]

Non-Div. I Games:

UMass Lowell

RPI	S	Opponent	Score
290	A	Hartford	6 0

Average RPI Win: 206		WON-LOST	WINNING	LAST 10	STRENGTH OF		OPP. STRENGTH	TEAM	ADJ	CONF.	ADJ CONF.
Average RPI Loss: 101		RECORD	PCT. RANK	GAMES	SCHEDULE		OF SCHEDULE	RPI	RPI	RPI	RPI
DIV. I ONLY		25-34-0	.42373	189	5-5-0		181	165	190	.4688	186
DIV. I NON-CONF.		15-23-0	.39474	190	0-2-0		188	157	200	.46606	197
TOTALS		RPI 1-25	RPI 26-50		W-L RECORDS		RPI 51-100		RPI 101-150		RPI 150+
25-34-0		0-5-0	0-4-0		OVERALL		2-13-0		4-3-0		19-9-0
13-15-0		0-1-0	0-4-0		HOME		2-8-0		1-0-0		10-2-0
10-13-0		0-2-0	0-0-0		AWAY		0-5-0		3-3-0		7-3-0
2-6-0		0-2-0	0-0-0		NEUTRAL		0-0-0		0-0-0		2-4-0
15-23-0		0-5-0	0-4-0		NON-CONFERENCE		2-10-0		1-0-0		12-4-0
9-10-0		0-1-0	0-4-0		HOME		2-5-0		1-0-0		6-0-0
4-7-0		0-2-0	0-0-0		AWAY		0-5-0		0-0-0		4-0-0
2-6-0		0-2-0	0-0-0		NEUTRAL		0-0-0		0-0-0		2-4-0
10-11-0		0-0-0	0-0-0		CONFERENCE		0-3-0		3-3-0		7-5-0
4-5-0		0-0-0	0-0-0		HOME		0-3-0		0-0-0		4-2-0
6-6-0		0-0-0	0-0-0		AWAY		0-0-0		3-3-0		3-3-0
0-0-0		0-0-0	0-0-0		NEUTRAL		0-0-0		0-0-0		0-0-0
RPI S	Opponent	Score	RPI S	Opponent	Score	RPI S	Opponent	Score	RPI S	Opponent	Score
13 H	James Madison	3 13	32 H	Missouri	3 4	72 A	Hawaii	3 5	127 H	Virginia	4 3
16 N	Utah	0 9	32 H	Missouri	0 3	72 A	Hawaii	0 3	143 A	Longwood	2 3
16 N	Utah	1 5	41 H	USC Upstate	3 5	72 A	Hawaii	0 7	143 A	Longwood	0 2
22 A	South Carolina	0 12	41 H	USC Upstate	1 4	79 A	Col. of Charleston	5 6	143 A	Longwood	0 3
22 A	South Carolina	1 7				79 A	Col. of Charleston	0 2	145 A	Campbell	4 1
						79 H	Col. of Charleston	1 6	145 A	Campbell	6 4
						85 H	Liberty	3 5	145 A	Campbell	2 1
						85 H	Liberty	8 12	153 H	Winthrop	6 4
						85 H	Liberty	0 12	153 H	Winthrop	4 0
						92 H	Boise St.	4 10	153 H	Winthrop	3 6
						92 H	Boise St.	2 5	161 A	Radford	1 5
						92 H	Boise St.	0 7	161 A	Radford	8 1
						95 H	UNCW	5 11	161 A	Radford	10 2
						95 H	UNCW	2 1	172 N	Toledo	1 2
						98 H	Coastal Caro.	2 1	172 N	Toledo	1 2
									172 N	Toledo	5 7
									172 N	Toledo	5 6
									188 H	ETSU	4 3
									188 H	ETSU	4 2
									201 N	Marist	9 6
									205 N	Seattle U	4 3
									225 A	Presbyterian	6 5
									225 A	Presbyterian	1 4
									225 A	Presbyterian	6 7
									238 H	Gardner-Webb	1 10
									238 H	Gardner-Webb	5 0
									238 H	Gardner-Webb	7 3
			LAST 10 GAMES								
			145 A	Campbell	2 1	143 A	Longwood	2 3			
			145 A	Campbell	4 1	22 A	South Carolina	1 7			
			145 A	Campbell	6 4	22 A	South Carolina	0 12			
			143 A	Longwood	0 3	153 H	Winthrop	6 4			
			143 A	Longwood	0 2	153 H	Winthrop	4 0			

Non-Div. I Games:

Charleston So.

RPI	S	Opponent	Score	
260	H	Alabama St.	8	3
285	A	Savannah St.	12	5
285	A	Savannah St.	15	9
288	H	UMES	4	0
288	H	UMES	7	0
294	A	South Carolina St.	11	2
294	A	South Carolina St.	7	0
294	H	South Carolina St.	12	0

Charleston So.

C
h
a
r
l
e
s
t
o
n
S
o
.

C
h
a
r
l
e
s
t
o
n
S
o
.

[illegible]

Non-Div. I Games:

Middle Tenn.

Average RPI Win: 205 Average RPI Loss: 153		WON-LOST RECORD	WINNING PCT. RANK	LAST 10 GAMES	STRENGTH OF SCHEDULE	OPP. STRENGTH OF SCHEDULE	TEAM RPI	ADJ RPI	CONF. RPI	ADJ CONF. RPI					
DIV. I ONLY		25-24-0	.5102 136	5-5-0	238	221	187	.468 188	22	23					
DIV. I NON-CONF.		15-17-0	.46875 154	1-1-0	255	235	213	.45665 209	22	22					
<hr/>															
TOTALS		RPI 1-25	RPI 26-50		W-L RECORDS		RPI 51-100		RPI 101-150		RPI 150+				
25-24-0		0-0-0	0-1-0		OVERALL		0-3-0		4-8-0		21-12-0				
13-5-0		0-0-0	0-0-0		HOME		0-2-0		2-2-0		11-1-0				
6-12-0		0-0-0	0-1-0		AWAY		0-0-0		2-3-0		4-8-0				
6-7-0		0-0-0	0-0-0		NEUTRAL		0-1-0		0-3-0		6-3-0				
<hr/>															
15-17-0		0-0-0	0-1-0		NON-CONFERENCE		0-3-0		1-5-0		14-8-0				
6-3-0		0-0-0	0-0-0		HOME		0-2-0		0-1-0		6-0-0				
3-7-0		0-0-0	0-0-		AWAY		0-0-0		1-1-0		2-5-0				
6-7-0		0-0-0	0-0-0		NEUTRAL		0-1-0		0-3-0		6-3-0				
<hr/>															
10-7-0		0-0-0	0-0-0		CONFERENCE		0-0-0		3-3-0		7-4-0				
7-2-0		0-0-0	0-0-0		HOME		0-0-0		2-1-0		5-1-0				
3-5-0		0-0-0	0-0-0		AWAY		0-0-0		1-2-0		2-3-0				
0-0-0		0-0-0	0-0-0		NEUTRAL		0-0-0		0-0-0		0-0-0				
<hr/>															
RPI	S	Opponent	Score	RPI	S	Opponent	Score	RPI	S	Opponent	Score				
				46	A	Kennesaw St.	5 7	66	H	St. John's (NY)	2 10				
								66	H	St. John's (NY)	6 7				
								95	N	UNCW	4 6				
										104	N	Michigan St.	8 9		
										124	A	UNCG	2 4		
										124	A	UNCG	9 7		
										124	A	UNCG	2 7		
										127	N	Virginia	3 11		
										127	N	Virginia	0 9		
										147	H	Furman	8 5		
										147	H	Furman	4 7		
										147	H	Furman	3 2		
										148	A	Morehead St.	6 2		
										148	A	Morehead St.	0 1		
										148	H	Morehead St.	6 7		
										151	N	Eastern Ky.	4 2		
										153	A	Winthrop	6 5		
										160	A	Virginia Tech	7 9		
										160	A	Virginia Tech	2 4		
										161	H	Radford	10 2		
										161	H	Radford	4 3		
										167	H	Mercer	0 2		
										167	H	Mercer	2 0		
										167	H	Mercer	2 1		
										186	A	Charleston So.	2 4		
										186	A	Charleston So.	3 4		
										197	N	Bucknell	4 7		
										200	N	Youngstown St.	7 3		
										205	H	Tennessee Tech	3 2		
										205	H	Tennessee Tech	7 3		
				LAST 10 GAMES											
				124	A	UNCG	2 7	147	H	Furman	3 2	186	A	Charleston So.	2 4
				124	A	UNCG	2 4	148	A	Morehead St.	0 1	197	N	Bucknell	4 7
				124	A	UNCG	9 7	148	A	Morehead St.	6 2	200	N	Youngstown St.	7 3
				147	H	Furman	8 5	223	A	Western Caro.	3 8	205	H	Tennessee Tech	3 2
				147	H	Furman	4 7	223	A	Western Caro.	3 1	205	H	Tennessee Tech	7 3

Non-Div. I Games:

ETSU

RPI	S	Opponent	Score	
205	N	Tennessee Tech	1	4
205	N	Tennessee Tech	6	8
210	A	Samford	2	5
210	A	Samford	0	2
210	A	Samford	6	1
223	A	Western Caro.	3	8
223	A	Western Caro.	3	1
225	H	Presbyterian	5	4
225	H	Presbyterian	3	2
238	A	Gardner-Webb	7	8
238	A	Gardner-Webb	4	1
256	H	Chattanooga	10	5
256	H	Chattanooga	7	3
256	H	Chattanooga	3	1
275	N	Alabama A&M	7	2
275	N	Alabama A&M	3	2
276	N	N.C. A&T	6	1
279	N	N.C. Central	11	0

ETSU

Average RPI Win:		190	WON-LOST RECORD		WINNING PCT. RANK		LAST 10 GAMES		STRENGTH OF SCHEDULE		OPP. STRENGTH OF SCHEDULE		TEAM RPI		ADJ RPI		CONF. RPI		ADJ CONF. RPI				
DIV. I ONLY			20-32-0		.38462	219	4-6-0		152		186		195		.46785	189	27		27				
DIV. I NON-CONF.			14-22-0		.38889	195	0-1-0		71		103		148		.49522	143	26		28				
TOTALS		RPI 1-25		RPI 26-50		W-L RECORDS		RPI 51-100		RPI 101-150		RPI 150+											
20-32-0		1-2-0		1-3-0		OVERALL		1-10-0		2-5-0		15-12-0											
6-9-0		0-0-0		0-0-0		HOME		0-1-0		0-2-0		6-6-0											
2-13-0		0-0-0		0-0-0		AWAY		0-8-0		0-1-0		2-2-0											
12-10-0		1-2-0		1-3-0		NEUTRAL		1-1-0		2-2-0		7-2-0											
14-22-0		1-2-0		1-3-0		NON-CONFERENCE		1-8-0		2-5-0		9-4-0											
2-5-0		0-0-0		0-0-0		HOME		0-1-0		0-2-0		2-2-0											
0-7-0		0-0-0		0-0-		AWAY		0-6-0		0-1-0		0-0-0											
12-10-0		1-2-0		1-3-0		NEUTRAL		1-1-0		2-2-0		7-2-0											
6-10-0		0-0-0		0-0-0		CONFERENCE		0-2-0		0-0-0		6-8-0											
4-4-0		0-0-0		0-0-0		HOME		0-0-0		0-0-0		4-4-0											
2-6-0		0-0-0		0-0-0		AWAY		0-2-0		0-0-0		2-4-0											
0-0-0		0-0-0		0-0-0		NEUTRAL		0-0-0		0-0-0		0-0-0											
RPI	S	Opponent		Score		RPI	S	Opponent		Score		RPI	S	Opponent		Score		RPI	S	Opponent		Score	
3	N	Auburn		4	9	26	N	Marshall		5	4	54	A	Fla. Atlantic		4	6	111	A	Stetson		8	9
5	N	Arizona		2	21	27	N	Illinois		3	11	58	N	Illinois St.		4	2	111	N	Stetson		6	11
18	N	BYU		10	5	35	N	Ohio St.		0	5	59	A	Saint Francis (PA)		1	9	114	N	Ball St.		3	0
						43	N	FIU		2	4	59	A	Saint Francis (PA)		1	2	117	N	Delaware		1	8
												66	H	St. John's (NY)		3	7	134	N	Purdue		21	5
												69	A	Hofstra		1	4	150	H	Princeton		1	4
												81	N	North Florida		1	4	150	H	Princeton		10	12
												86	A	FGCU		0	8	162	N	Saint Joseph's		0	3
												86	A	FGCU		1	9	175	N	George Washington		9	8
												86	A	FGCU		0	8	179	N	Providence		5	4
												86	A	FGCU		0	7	183	H	Binghamton		1	8
																		183	H	Binghamton		12	4
																		195	N	South Dakota		15	7
																		195	N	South Dakota		12	5
																		214	H	Quinnipiac		8	0
																		216	H	Wagner		8	0
																		216	H	Wagner		1	2
																		232	H	Central Conn. St.		1	3
																		232	H	Central Conn. St.		0	2
																		236	N	Bethune-Cookman		4	2
																		241	A	Sacred Heart		2	6
																		241	A	Sacred Heart		1	4
																		256	N	Chattanooga		4	6
																		257	N	Cornell		17	6
																		258	A	Robert Morris		1	3
																		258	A	Robert Morris		8	2
																		259	H	Bryant		4	2
LAST 10 GAMES																							
					259	H	Bryant		7	3	284	A	Fairleigh Dickinson		19	3	256	N	Chattanooga		4	6	
					259	H	Bryant		4	2	241	A	Sacred Heart		2	6	257	N	Cornell		17	6	
					232	H	Central Conn. St.		1	3	241	A	Sacred Heart		1	4	258	A	Robert Morris		1	3	
					232	H	Central Conn. St.		0	2	66	H	St. John's (NY)		3	7	258	A	Robert Morris		8	2	
					284	A	Fairleigh Dickinson		3	4	216	H	Wagner		8	0	259	H	Bryant		4	2	

Non-Div. I Games:

LIU Brooklyn

RPI	S	Opponent	Score	
259	H	Bryant	7	3
265	H	Stony Brook	1	9
269	H	Mt. St. Mary's	4	9
269	H	Mt. St. Mary's	3	2
270	N	Brown	8	0
284	A	Fairleigh Dickinson	19	3
284	A	Fairleigh Dickinson	3	4

LIU Brooklyn

L
I
U
B
r
o
o
k
l
y
n

L
I
U
B
r
o
o
k
l
y
n

O
m
a
h
a

Omaha

RPI	S	Opponent	Score	
261	A	South Dakota St.	11	1
261	A	South Dakota St.	4	8
261	A	South Dakota St.	10	4

Omaha

O
m
a
h
a

O
m
a
h
a

Average RPI Win: 148		WON-LOST	WINNING	LAST 10	STRENGTH OF		OPP. STRENGTH	TEAM	ADJ		CONF.	ADJ CONF.
Average RPI Loss: 84		RECORD	PCT. RANK	GAMES	SCHEDULE		OF SCHEDULE	RPI	RPI		RPI	RPI
DIV. I ONLY		14-37-0	.27451	268	3-7-0		78	68	193		.46752	191
DIV. I NON-CONF.		9-18-0	.33333	226	0-0-0		35	109	152		.49324	147
TOTALS		RPI 1-25	RPI 26-50		W-L RECORDS		RPI 51-100		RPI 101-150		RPI 150+	
14-37-0		0-3-0	0-10-0		OVERALL		4-11-0		4-10-0		6-3-0	
2-9-0		0-3-0	0-0-0		HOME		0-3-0		1-2-0		1-1-0	
5-12-0		0-0-0	0-4-0		AWAY		1-1-0		3-7-0		1-0-0	
7-16-0		0-0-0	0-6-0		NEUTRAL		3-7-0		0-1-0		4-2-0	
9-18-0		0-0-0	0-6-0		NON-CONFERENCE		4-8-0		0-2-0		5-2-0	
0-0-0		0-0-0	0-0-0		HOME		0-0-0		0-0-0		0-0-0	
2-3-0		0-0-0	0-0-		AWAY		1-1-0		0-1-0		1-0-0	
7-15-0		0-0-0	0-5-0		NEUTRAL		3-7-0		0-1-0		4-2-0	
5-19-0		0-3-0	0-4-0		CONFERENCE		0-3-0		4-8-0		1-1-0	
2-9-0		0-3-0	0-0-0		HOME		0-3-0		1-2-0		1-1-0	
3-9-0		0-0-0	0-3-0		AWAY		0-0-0		3-6-0		0-0-0	
0-1-0		0-0-0	0-1-0		NEUTRAL		0-0-0		0-0-0		0-0-0	
RPI S	Opponent	Score	RPI S	Opponent	Score	RPI S	Opponent	Score	RPI S	Opponent	Score	
21 H	Michigan	1 6	32 N	Missouri	1 9	58 N	Illinois St.	2 13	104 H	Michigan St.	2 14	
21 H	Michigan	0 20	35 A	Ohio St.	2 12	62 N	Ohio	5 8	104 H	Michigan St.	6 5	
21 H	Michigan	1 19	35 A	Ohio St.	0 8	62 N	Ohio	3 9	104 H	Michigan St.	2 4	
			35 A	Ohio St.	1 12	68 N	Boston College	4 0	110 A	North Carolina St.	6 10	
			42 N	Wisconsin	1 5	69 A	Hofstra	11 5	113 A	Indiana	2 23	
			43 A	FIU	0 8	69 N	Hofstra	1 3	113 A	Indiana	2 9	
			43 N	FIU	5 9	74 H	Nebraska	12 15	113 A	Indiana	7 5	
			48 N	Fordham	5 14	74 H	Nebraska	2 7	114 N	Ball St.	4 12	
			48 N	Fordham	3 11	74 H	Nebraska	4 7	130 A	Penn St.	9 11	
			48 N	Fordham	4 8	78 N	Lehigh	6 1	130 A	Penn St.	0 7	
						78 N	Lehigh	8 0	130 A	Penn St.	6 4	
						81 N	North Florida	5 6	141 A	Iowa	4 5	
						86 A	FGCU	5 6	141 A	Iowa	0 2	
						87 N	Northern Ill.	2 6	141 A	Iowa	2 0	
						87 N	Northern Ill.	9 17	157 N	North Dakota St.	6 5	
									177 H	Maryland	3 4	
									177 H	Maryland	4 3	
									199 A	Seton Hall	13 7	
									213 N	Fairfield	0 3	
									231 N	Colgate	4 5	
									234 N	Florida A&M	7 5	
									251 N	Yale	11 3	
									270 N	Brown	7 0	
LAST 10 GAMES												
	21 H	Michigan	0	20		104 H	Michigan St.	2	14			
	21 H	Michigan	1	19		104 H	Michigan St.	6	5			
	21 H	Michigan	1	6		104 H	Michigan St.	2	4			
	177 H	Maryland	4	3		130 A	Penn St.	6	4			
	177 H	Maryland	3	4		130 A	Penn St.	0	7			

Non-Div. I Games:

Rutgers

RPI	S	Opponent	Score	
233	H	Houston Baptist	2	0
233	H	Houston Baptist	1	3
233	H	Houston Baptist	8	6
246	H	Incarnate Word	2	3
246	H	Incarnate Word	7	2
246	H	Incarnate Word	2	1
282	H	Texas Southern	3	0

SFA

S
F
A

S
F
A

Western Mich.

Average RPI Win: 198		WON-LOST	WINNING	LAST 10	STRENGTH OF	OPP. STRENGTH	TEAM	ADJ	CONF.	ADJ CONF.					
Average RPI Loss: 140		RECORD	PCT. RANK	GAMES	SCHEDULE	OF SCHEDULE	RPI	RPI	RPI	RPI					
DIV. I ONLY		26-28-0	.48148	143	6-4-0	201	222	180	.46623	194	16	16			
DIV. I NON-CONF.		14-16-0	.46667	156	2-0-0	266	264	225	.44183	228	16	16			
<hr/>															
TOTALS		RPI 1-25	RPI 26-50		W-L RECORDS		RPI 51-100		RPI 101-150		RPI 150+				
26-28-0		0-0-0	0-1-0		OVERALL		6-8-0		1-11-0		19-8-0				
6-9-0		0-0-0	0-0-0		HOME		4-5-0		0-0-0		2-4-0				
12-13-0		0-0-0	0-1-0		AWAY		1-2-0		1-7-0		10-3-0				
8-6-0		0-0-0	0-0-0		NEUTRAL		1-1-0		0-4-0		7-1-0				
14-16-0		0-0-0	0-1-0		NON-CONFERENCE		1-1-0		0-9-0		13-5-0				
1-3-0		0-0-0	0-0-0		HOME		0-0-0		0-0-0		1-3-0				
5-7-0		0-0-0	0-0-		AWAY		0-0-0		0-5-0		5-1-0				
8-6-0		0-0-0	0-0-0		NEUTRAL		1-1-0		0-4-0		7-1-0				
12-12-0		0-0-0	0-0-0		CONFERENCE		5-7-0		1-2-0		6-3-0				
5-6-0		0-0-0	0-0-0		HOME		4-5-0		0-0-0		1-1-0				
7-6-0		0-0-0	0-0-0		AWAY		1-2-0		1-2-0		5-2-0				
0-0-0		0-0-0	0-0-0		NEUTRAL		0-0-0		0-0-0		0-0-0				
RPI	S	Opponent	Score	RPI	S	Opponent	Score	RPI	S	Opponent	Score	RPI	S	Opponent	Score
				46	A	Kennesaw St.	4 8	53	H	Central Mich.	0 7	111	A	Stetson	5 11
								53	H	Central Mich.	6 2	111	A	Stetson	6 10
								53	H	Central Mich.	0 4	120	A	Jacksonville	1 9
								62	H	Ohio	1 0	120	A	Jacksonville	1 2
								62	H	Ohio	2 1	124	N	UNCG	6 8
								62	H	Ohio	1 7	125	A	Miami (OH)	4 1
								82	N	UT Martin	2 13	125	A	Miami (OH)	0 3
								82	N	UT Martin	3 2	125	A	Miami (OH)	1 5
								87	A	Northern Ill.	1 3	132	N	Kansas	0 6
								87	A	Northern Ill.	0 3	132	N	Kansas	1 2
								87	A	Northern Ill.	10 3	135	N	UAB	2 7
								99	H	Kent St.	1 12	148	A	Morehead St.	0 1
								99	H	Kent St.	8 4	170	H	Dayton	3 7
								99	H	Kent St.	3 7	170	H	Dayton	4 2
												200	A	Youngstown St.	1 4
												200	A	Youngstown St.	2 0
												202	A	Bowling Green	3 2
												202	A	Bowling Green	2 8
												202	A	Bowling Green	6 1
												217	A	Eastern Mich.	9 0
												217	A	Eastern Mich.	0 3
												217	A	Eastern Mich.	10 1
												226	A	George Mason	8 0
												229	N	Oakland	3 1
												237	N	Dartmouth	4 0
												248	A	Niagara	3 1
												248	A	Niagara	4 2
LAST 10 GAMES															
				125	A	Miami (OH)	0 3	202	A	Bowling Green	6 1	226	A	George Mason	8 0
				125	A	Miami (OH)	4 1	248	A	Niagara	4 2	229	N	Oakland	3 1
				125	A	Miami (OH)	1 5	248	A	Niagara	3 1	237	N	Dartmouth	4 0
				202	A	Bowling Green	2 8	99	H	Kent St.	1 12	248	A	Niagara	3 1
				202	A	Bowling Green	3 2	99	H	Kent St.	8 4	248	A	Niagara	4 2

Non-Div. I Games:

Akron

RPI	S	Opponent	Score
257	N	Cornell	7 8
260	A	Alabama St.	11 3
266	N	Fort Wayne	5 3
266	N	Fort Wayne	1 0
274	A	Buffalo	3 2
274	H	Buffalo	0 3
274	H	Buffalo	4 1
276	N	N.C. A&T	6 5
276	N	N.C. A&T	6 1
281	H	Cleveland St.	6 7
281	H	Cleveland St.	5 8
285	N	Savannah St.	8 0

Akron

South Dakota

Maine

Maine

RPI	S	Opponent	Score
290	A	Hartford	8 4

Maine

Average RPI Win:	239	WON-LOST RECORD	WINNING PCT. RANK	LAST 10 GAMES	STRENGTH OF SCHEDULE	OPP. STRENGTH OF SCHEDULE	TEAM RPI	ADJ RPI	CONF. RPI	ADJ CONF. RPI
DIV. I ONLY		23-20-0	.53488 121	0-10-0	256	243	196	.46281 197	21	20
DIV. I NON-CONF.		17-9-0	.65385 68	0-2-0	272	280	162	.48667 167	23	23
TOTALS	RPI 1-25	RPI 26-50	W-L RECORDS	RPI 51-100	RPI 101-150	RPI 150+				
23-20-0	0-0-0	0-0-0	OVERALL	0-5-0	1-6-0	22-9-0				
6-4-0	0-0-0	0-0-0	HOME	0-2-0	0-0-0	6-2-0				
5-13-0	0-0-0	0-0-0	AWAY	0-3-0	1-6-0	4-4-0				
12-3-0	0-0-0	0-0-0	NEUTRAL	0-0-0	0-0-0	12-3-0				
17-9-0	0-0-0	0-0-0	NON-CONFERENCE	0-2-0	1-3-0	16-4-0				
0-2-0	0-0-0	0-0-0	HOME	0-2-0	0-0-0	0-0-0				
5-4-0	0-0-0	0-0-	AWAY	0-0-0	1-3-0	4-1-0				
12-3-0	0-0-0	0-0-0	NEUTRAL	0-0-0	0-0-0	12-3-0				
6-11-0	0-0-0	0-0-0	CONFERENCE	0-3-0	0-3-0	6-5-0				
6-2-0	0-0-0	0-0-0	HOME	0-0-0	0-0-0	6-2-0				
0-9-0	0-0-0	0-0-0	AWAY	0-3-0	0-3-0	0-3-0				
0-0-0	0-0-0	0-0-0	NEUTRAL	0-0-0	0-0-0	0-0-0				
RPI S Opponent Score	RPI S Opponent Score	RPI S Opponent Score	RPI S Opponent Score	RPI S Opponent Score	RPI S Opponent Score	RPI S Opponent Score				
				59 H Saint Francis (PA) 2 3	111 A Stetson 5 2					
				59 H Saint Francis (PA) 2 7	111 A Stetson 3 4					
				78 A Lehigh 0 5	121 A Army West Point 1 3					
				78 A Lehigh 2 3	121 A Army West Point 0 2					
				78 A Lehigh 0 1	121 A Army West Point 0 6					
					130 A Penn St. 5 6					
					130 A Penn St. 0 1					
					151 N Eastern Ky. 2 1					
					153 A Winthrop 5 6					
					156 H Boston U. 3 4					
					156 H Boston U. 2 4					
					188 N ETSU 7 4					
					199 N Seton Hall 8 18					
					208 N Monmouth 2 6					
					214 N Quinnipiac 15 11					
					215 N Hampton 5 0					
					215 N Hampton 5 4					
					231 H Colgate 7 0					
					231 H Colgate 4 1					
					231 H Colgate 3 0					
					238 A Gardner-Webb 8 2					
					238 A Gardner-Webb 5 2					
					248 N Niagara 2 5					
					248 N Niagara 2 1					
					250 A Holy Cross 3 4					
					250 A Holy Cross 2 3					
					250 A Holy Cross 1 2					
					130 A Penn St. 5 6					
					130 A Penn St. 0 1					
					156 H Boston U. 2 4					
					156 H Boston U. 3 4					
					250 A Holy Cross 2 3					
					250 A Holy Cross 3 4					
					250 A Holy Cross 1 2					
					250 A Holy Cross 3 4					

Non-Div. I Games:

Bucknell

RPI	S	Opponent	Score	
253	H	Lafayette	4	0
253	H	Lafayette	2	1
253	H	Lafayette	8	1
258	A	Robert Morris	7	6
258	A	Robert Morris	8	0
269	N	Mt. St. Mary's	4	0
279	N	N.C. Central	6	1
291	N	Saint Peter's	8	1
291	N	Saint Peter's	8	4
291	N	Saint Peter's	4	1
291	N	Saint Peter's	7	2

B
u
c
k
n
e
l
l

B
u
c
k
n
e
l
l

Average RPI Win:	243	WON-LOST RECORD	WINNING PCT. RANK	LAST 10 GAMES	STRENGTH OF SCHEDULE	OPP. STRENGTH OF SCHEDULE	TEAM RPI	ADJ RPI	CONF. RPI	ADJ CONF. RPI
DIV. I ONLY		27-21-0	.5625 102	4-6-0	270	254	202	.46244 198	30	28
DIV. I NON-CONF.		13-11-0	.54167 119	0-2-0	204	252	156	.49055 156	28	27
<hr/>										
TOTALS	RPI 1-25	RPI 26-50		W-L RECORDS	RPI 51-100		RPI 101-150		RPI 150+	
27-21-0	0-1-0	0-1-0		OVERALL	0-4-0		1-7-0		26-8-0	
8-10-0	0-0-0	0-0-0		HOME	0-2-0		0-3-0		8-5-0	
9-8-0	0-1-0	0-1-0		AWAY	0-2-0		0-2-0		9-2-0	
10-3-0	0-0-0	0-0-0		NEUTRAL	0-0-0		1-2-0		9-1-0	
13-11-0	0-1-0	0-1-0		NON-CONFERENCE	0-4-0		1-4-0		12-1-0	
1-2-0	0-0-0	0-0-0		HOME	0-2-0		0-0-0		1-0-0	
2-6-0	0-1-0	0-0-		AWAY	0-2-0		0-2-0		2-0-0	
10-3-0	0-0-0	0-0-0		NEUTRAL	0-0-0		1-2-0		9-1-0	
14-10-0	0-0-0	0-0-0		CONFERENCE	0-0-0		0-3-0		14-7-0	
7-8-0	0-0-0	0-0-0		HOME	0-0-0		0-3-0		7-5-0	
7-2-0	0-0-0	0-0-0		AWAY	0-0-0		0-0-0		7-2-0	
0-0-0	0-0-0	0-0-0		NEUTRAL	0-0-0		0-0-0		0-0-0	
RPI S Opponent Score	RPI S Opponent Score		RPI S Opponent Score		RPI S Opponent Score		RPI S Opponent Score		RPI S Opponent Score	
14 A Alabama 0 1	50 A Lipscomb 0 7		53 H Central Mich. 0 6		53 H Central Mich. 0 8		103 N Eastern Ill. 5 12		103 N Eastern Ill. 3 2	
			87 A Northern Ill. 4 7		87 A Northern Ill. 2 5		109 N Belmont 0 1		141 A Iowa 0 3	
							141 H Ill.-Chicago 0 5		141 H Ill.-Chicago 2 3	
							141 H Ill.-Chicago 0 6		149 A Loyola Chicago 3 4	
							169 N Southeast Mo. St. 8 6		195 N South Dakota 5 4	
							200 H Youngstown St. 1 6		200 H Youngstown St. 4 1	
							200 H Youngstown St. 6 5		209 N Creighton 4 12	
							211 H Wright St. 9 1		211 H Wright St. 4 3	
							211 H Wright St. 2 1		218 H IUPUI 7 3	
							229 H Oakland 2 12		229 H Oakland 2 9	
							229 H Oakland 3 4		244 A Detroit Mercy 10 5	
							244 A Detroit Mercy 2 4		244 A Detroit Mercy 9 3	
							260 N Alabama St. 5 2		261 N South Dakota St. 3 1	
							263 A Northern Ky. 7 4			

Non-Div. I Games:

Valparaiso

RPI	S	Opponent	Score	
263	A	Northern Ky.	9	12
263	A	Northern Ky.	13	5
265	N	Stony Brook	4	1
265	N	Stony Brook	10	9
267	N	Tennessee St.	4	2
272	N	UMBC	5	4
276	A	N.C. A&T	3	0
276	A	N.C. A&T	7	2
280	H	Green Bay	3	4
280	H	Green Bay	13	2
280	H	Green Bay	4	0
281	A	Cleveland St.	4	3
281	A	Cleveland St.	5	0
281	A	Cleveland St.	5	3
293	N	Howard	11	4

V
a
l
p
a
r
a
i
s
o

V
a
l
p
a
r
a
i
s
o

[illegible]

Non-Div. I Games:

Seton Hall

Seton Hall

Average RPI Win:		236	WON-LOST RECORD		WINNING PCT. RANK		LAST 10 GAMES		STRENGTH OF SCHEDULE		OPP. STRENGTH OF SCHEDULE		TEAM RPI		ADJ RPI		CONF. RPI		ADJ CONF. RPI				
DIV. I ONLY			29-26-0		.52727 125		8-2-0		254		247		198		.46168 200		30		28				
DIV. I NON-CONF.			12-19-0		.3871 199		0-2-0		198		237		215		.45409 213		28		27				
TOTALS		RPI 1-25		RPI 26-50		W-L RECORDS		RPI 51-100		RPI 101-150		RPI 150+											
29-26-0		0-1-0		1-0-0		OVERALL		0-5-0		0-8-0		28-12-0											
14-6-0		0-0-0		0-0-0		HOME		0-2-0		0-3-0		14-1-0											
12-12-0		0-0-0		1-0-0		AWAY		0-3-0		0-3-0		11-6-0											
3-8-0		0-1-0		0-0-0		NEUTRAL		0-0-0		0-2-0		3-5-0											
12-19-0		0-1-0		1-0-0		NON-CONFERENCE		0-5-0		0-5-0		11-8-0											
5-3-0		0-0-0		0-0-0		HOME		0-2-0		0-0-0		5-1-0											
4-8-0		0-0-0		1-0-		AWAY		0-3-0		0-3-0		3-2-0											
3-8-0		0-1-0		0-0-0		NEUTRAL		0-0-0		0-2-0		3-5-0											
17-7-0		0-0-0		0-0-0		CONFERENCE		0-0-0		0-3-0		17-4-0											
9-3-0		0-0-0		0-0-0		HOME		0-0-0		0-3-0		9-0-0											
8-4-0		0-0-0		0-0-0		AWAY		0-0-0		0-0-0		8-4-0											
0-0-0		0-0-0		0-0-0		NEUTRAL		0-0-0		0-0-0		0-0-0											
RPI	S	Opponent		Score		RPI	S	Opponent		Score		RPI	S	Opponent		Score							
14	N	Alabama		0 7		41	A	USC Upstate		2 1		95	A	UNCW		0 7							
												98	A	Coastal Caro.		1 9							
												98	A	Coastal Caro.		1 5							
												99	H	Kent St.		4 5							
												99	H	Kent St.		1 7							
												122	A	East Carolina		4 5							
												141	H	Ill.-Chicago		0 4							
												141	H	Ill.-Chicago		0 1							
												141	H	Ill.-Chicago		1 2							
												144	N	Towson		5 6							
												144	N	Towson		7 9							
												147	A	Furman		1 9							
												147	A	Furman		1 4							
												151	N	Eastern Ky.		1 5							
												153	A	Winthrop		1 7							
												161	N	Radford		8 5							
												161	N	Radford		1 3							
												188	N	ETSU		3 7							
												194	H	Akron		4 1							
												194	H	Akron		0 2							
												198	A	Valparaiso		5 6							
												198	A	Valparaiso		1 4							
												198	A	Valparaiso		6 1							
												211	H	Wright St.		11 3							
												211	H	Wright St.		4 1							
												211	H	Wright St.		7 4							
												215	N	Hampton		0 2							
												225	A	Presbyterian		4 2							
												225	A	Presbyterian		3 4							
												228	N	Siena		5 0							
												228	N	Siena		3 0							
												229	H	Oakland		8 1							
LAST 10 GAMES																							
244 A Detroit Mercy						12 2						281 H Cleveland St.						3 1					
244 A Detroit Mercy						6 2						99 H Kent St.						4 5					
244 A Detroit Mercy						4 3						99 H Kent St.						1 7					
281 H Cleveland St.						8 7						280 A Green Bay						5 1					
281 H Cleveland St.						12 4						280 A Green Bay						10 2					

Non-Div. I Games:

Youngstown St.




RPI	S	Opponent	Score	
229	H	Oakland	4	1
229	H	Oakland	6	1
244	A	Detroit Mercy	6	2
244	A	Detroit Mercy	12	2
244	A	Detroit Mercy	4	3
248	A	Niagara	4	1
248	A	Niagara	3	2
258	H	Robert Morris	12	3
258	H	Robert Morris	8	0
263	A	Northern Ky.	3	11
263	A	Northern Ky.	6	4
263	A	Northern Ky.	0	9
269	N	Mt. St. Mary's	1	8
273	H	St. Bonaventure	1	0
273	H	St. Bonaventure	5	0
280	A	Green Bay	5	1
280	A	Green Bay	7	0
280	A	Green Bay	10	2
281	H	Cleveland St.	8	7
281	H	Cleveland St.	3	1
281	H	Cleveland St.	12	4

Youngstown St.

Y
o
u
n
g
s
t
o
w
n
s
t
.

Y
o
u
n
g
s
t
o
w
n
s
t
.

M
a
r
i
s
t

 Tie,  Loss,  Non-Conf, S Site, H Home, A Away, N Neutral Page 318

RPI	S	Opponent	Score	
248	A	Niagara	2	1
250	A	Holy Cross	7	2
250	A	Holy Cross	3	9
252	A	Morgan St.	2	4
253	H	Lafayette	2	0
253	H	Lafayette	9	0
257	H	Cornell	4	2
257	H	Cornell	3	1
264	A	Canisius	4	3
264	A	Canisius	5	4
266	N	Fort Wayne	0	1
266	N	Fort Wayne	7	1
272	A	UMBC	7	2
272	A	UMBC	4	3
283	A	Norfolk St.	6	2
283	A	Norfolk St.	3	4
285	N	Savannah St.	14	10
285	N	Savannah St.	10	0
289	H	Rider	4	3
289	H	Rider	5	1
291	A	Saint Peter's	14	2
291	A	Saint Peter's	9	5
292	A	Coppin St.	6	3
292	A	Coppin St.	8	0
292	A	Coppin St.	11	3

Marist

M
a
r
i
s
tM
a
r
i
s
t

Average RPI Win: 213		WON-LOST RECORD		WINNING PCT. RANK		LAST 10 GAMES		STRENGTH OF SCHEDULE		OPP. STRENGTH OF SCHEDULE		TEAM RPI		ADJ RPI		CONF. RPI		ADJ CONF. RPI					
Average RPI Loss: 112																							
DIV. I ONLY		24-32-0		.42857 185		1-9-0		207		185		197		.46102 202		16		16					
DIV. I NON-CONF.		14-18-0		.4375 172		0-1-0		267		213		228		.44529 224		16		16					
TOTALS		RPI 1-25		RPI 26-50		W-L RECORDS		RPI 51-100		RPI 101-150		RPI 150+											
24-32-0		0-3-0		1-0-0		OVERALL		3-14-0		1-9-0		19-6-0											
8-3-0		0-0-0		0-0-0		HOME		0-0-0		1-1-0		7-2-0											
4-21-0		0-3-0		0-0-0		AWAY		3-14-0		0-3-0		1-1-0											
12-8-0		0-0-0		1-0-0		NEUTRAL		0-0-0		0-5-0		11-3-0											
14-18-0		0-3-0		1-0-0		NON-CONFERENCE		1-4-0		0-7-0		12-4-0											
0-0-0		0-0-0		0-0-0		HOME		0-0-0		0-0-0		0-0-0											
2-10-0		0-3-0		0-0-		AWAY		1-4-0		0-2-0		1-1-0											
12-8-0		0-0-0		1-0-0		NEUTRAL		0-0-0		0-5-0		11-3-0											
10-14-0		0-0-0		0-0-0		CONFERENCE		2-10-0		1-2-0		7-2-0											
8-3-0		0-0-0		0-0-0		HOME		0-0-0		1-1-0		7-2-0											
2-11-0		0-0-0		0-0-0		AWAY		2-10-0		0-1-0		0-0-0											
0-0-0		0-0-0		0-0-0		NEUTRAL		0-0-0		0-0-0		0-0-0											
RPI	S	Opponent		Score		RPI	S	Opponent		Score		RPI	S	Opponent		Score		RPI	S	Opponent		Score	
19	A	Louisiana		2	14	37	N	Oklahoma St.		3	2	53	A	Central Mich.		1	3	113	A	Indiana		3	11
21	A	Michigan		1	7							53	A	Central Mich.		5	3	113	A	Indiana		0	1
23	A	Ole Miss		1	8							53	A	Central Mich.		1	7	123	N	Drake		1	4
												55	A	Louisville		0	1	123	N	Drake		1	9
												62	A	Ohio		0	1	125	A	Miami (OH)		4	5
												62	A	Ohio		1	7	125	H	Miami (OH)		2	3
												62	A	Ohio		1	4	125	H	Miami (OH)		2	0
												87	A	Northern Ill.		5	10	139	N	Bradley		3	5
												87	A	Northern Ill.		11	5	141	N	Ill.-Chicago		1	4
												87	A	Northern Ill.		3	7	141	N	Ill.-Chicago		1	9
												94	A	Western Ky.		2	7	151	N	Eastern Ky.		8	7
												94	A	Western Ky.		6	4	177	N	Maryland		0	3
												99	A	Kent St.		0	2	178	N	Indiana St.		7	2
												99	A	Kent St.		0	8	178	N	Indiana St.		2	3
												99	A	Kent St.		0	2	194	H	Akron		8	2
												100	A	Charlotte		0	2	194	H	Akron		1	6
												100	A	Charlotte		3	7	194	H	Akron		2	3
																		217	H	Eastern Mich.		3	2
																		217	H	Eastern Mich.		3	1
																		217	H	Eastern Mich.		5	0
																		248	N	Niagara		8	1
																		258	N	Robert Morris		1	0
																		264	N	Canisius		4	6
																		264	N	Canisius		8	0
																		266	A	Fort Wayne		1	7
																		273	N	St. Bonaventure		5	4
																		273	N	St. Bonaventure		8	3
LAST 10 GAMES																							
		99 A Kent St.		0	8			194 H Akron		1	6			264 N Canisius		4	6						
		99 A Kent St.		0	2			266 A Fort Wayne		1	7			264 N Canisius		8	0						
		99 A Kent St.		0	2			62 A Ohio		0	1			266 A Fort Wayne		1	7						
		194 H Akron		8	2			62 A Ohio		1	4			273 N St. Bonaventure		5	4						
		194 H Akron		2	3			62 A Ohio		1	7			273 N St. Bonaventure		8	3						

Non-Div. I Games:

Bowling Green

RPI	S	Opponent	Score	
274	H	Buffalo	3	2
274	H	Buffalo	1	0
274	H	Buffalo	2	0
280	N	Green Bay	15	4
280	N	Green Bay	4	1
281	A	Cleveland St.	7	1
286	N	Jackson St.	4	0
286	N	Jackson St.	7	0

Bowling Green

B
o
w
l
i
n
g
G
r
e
e
n

B
o
w
l
i
n
g
G
r
e
e
n

Average RPI Win:	206	WON-LOST RECORD	WINNING PCT. RANK	LAST 10 GAMES	STRENGTH OF SCHEDULE	OPP. STRENGTH OF SCHEDULE	TEAM RPI	ADJ RPI	CONF. RPI	ADJ CONF. RPI		
DIV. I ONLY		16-21-0	.43243	183	5-5-0	204	200	201	.4606	203	23	22
DIV. I NON-CONF.		9-13-0	.40909	186	1-1-0	147	203	183	.47248	184	20	20
<hr/>												
TOTALS	RPI 1-25	RPI 26-50		W-L RECORDS		RPI 51-100		RPI 101-150		RPI 150+		
16-21-0	0-1-0	0-0-0		OVERALL		1-7-0		2-7-0		13-6-0		
11-3-0	0-0-0	0-0-0		HOME		0-0-0		1-0-0		10-3-0		
2-10-0	0-1-0	0-0-0		AWAY		1-5-0		0-3-0		1-1-0		
3-8-0	0-0-0	0-0-0		NEUTRAL		0-2-0		1-4-0		2-2-0		
9-13-0	0-1-0	0-0-0		NON-CONFERENCE		1-4-0		2-4-0		6-4-0		
4-1-0	0-0-0	0-0-0		HOME		0-0-0		1-0-0		3-1-0		
2-4-0	0-1-0	0-0-		AWAY		1-2-0		0-0-0		1-1-0		
3-8-0	0-0-0	0-0-0		NEUTRAL		0-2-0		1-4-0		2-2-0		
7-8-0	0-0-0	0-0-0		CONFERENCE		0-3-0		0-3-0		7-2-0		
7-2-0	0-0-0	0-0-0		HOME		0-0-0		0-0-0		7-2-0		
0-6-0	0-0-0	0-0-0		AWAY		0-3-0		0-3-0		0-0-0		
0-0-0	0-0-0	0-0-0		NEUTRAL		0-0-0		0-0-0		0-0-0		
RPI	S	Opponent	Score	RPI	S	Opponent	Score	RPI	S	Opponent	Score	
18	A	BYU	4 12					61	N	Cal Poly	3 11	
								64	A	Utah St.	2 11	
								64	N	Utah St.	2 6	
								70	A	Grand Canyon	3 6	
								70	A	Grand Canyon	0 10	
								70	A	Grand Canyon	3 8	
								91	A	Nevada	11 7	
								91	A	Nevada	6 7	
								102	H	Weber St.	7 5	
								105	N	UC Santa Barbara	7 9	
								129	N	UNLV	2 7	
								131	A	New Mexico St.	3 4	
								131	A	New Mexico St.	5 8	
								131	A	New Mexico St.	3 7	
								133	N	UC Davis	3 4	
								138	N	Iowa St.	1 0	
								140	N	Montana	6 9	
								165	N	San Diego	9 10	
								196	H	Maine	7 3	
								196	H	Maine	14 3	
								204	A	Idaho St.	3 6	
								204	A	Idaho St.	6 2	
								205	H	Seattle U	1 0	
								205	H	Seattle U	9 10	
								205	H	Seattle U	2 1	
								216	H	Wagner	2 5	
								216	H	Wagner	9 1	
								243	N	Saint Mary's (CA)	8 7	
								243	N	Saint Mary's (CA)	5 1	
								243	N	Saint Mary's (CA)	1 2	
								247	H	CSU Bakersfield	5 6	
								247	H	CSU Bakersfield	6 2	
								247	H	CSU Bakersfield	9 1	
								254	H	UMKC	9 1	
								254	H	UMKC	6 4	
								254	H	UMKC	9 1	
								254	H	UMKC	6 4	
								254	H	UMKC	6 4	
								254	H	UMKC	6 4	
								254	H	UMKC	6 4	
								254	H	UMKC	6 4	
								254	H	UMKC	6 4	
								254	H	UMKC	6 4	
								254	H	UMKC	6 4	
								254	H	UMKC	6 4	
								254	H	UMKC	6 4	
								254	H	UMKC	6 4	
								254	H	UMKC	6 4	
								254	H	UMKC	6 4	
								254	H	UMKC	6 4	
								254	H	UMKC	6 4	
								254	H	UMKC	6 4	
								254	H	UMKC	6 4	
								254	H	UMKC	6 4	
								254	H	UMKC	6 4	
								254	H	UMKC	6 4	
								254	H	UMKC	6 4	
								254	H	UMKC	6 4	
								254	H	UMKC	6 4	
								254	H	UMKC	6 4	
								254	H	UMKC	6 4	
								254	H	UMKC	6 4	
								254	H	UMKC	6 4	
								254	H	UMKC	6 4	
								254	H	UMKC	6 4	
								254	H	UMKC	6 4	
								254	H	UMKC	6 4	
								254	H	UMKC	6 4	
								254	H	UMKC	6 4	
								254	H	UMKC	6 4	
								254	H	UMKC	6 4	
								254	H	UMKC	6 4	
								254	H	UMKC	6 4	
								254	H	UMKC	6 4	
								254	H	UMKC	6 4	
								254	H	UMKC	6 4	
								254	H	UMKC	6 4	
								254	H	UMKC	6 4	
								254	H	UMKC	6 4	
								254	H	UMKC	6 4	
								254	H	UMKC	6 4	
								254	H	UMKC	6 4	
								254	H	UMKC	6 4	
								254	H	UMKC	6 4	
								254	H	UMKC	6 4	
								254	H	UMKC	6 4	
								254	H	UMKC	6 4	
								254	H	UMKC	6 4	
								254	H	UMKC	6 4	
								254	H	UMKC	6 4	

Non-Div. I Games:

Utah Valley

RPI	S	Opponent	Score
254	H	UMKC	12 3

Utah Valley

Average RPI Win: 187		WON-LOST	WINNING	LAST 10	STRENGTH OF	OPP. STRENGTH	TEAM	ADJ	CONF.	ADJ CONF.					
Average RPI Loss: 126		RECORD	PCT. RANK	GAMES	SCHEDULE	OF SCHEDULE	RPI	RPI	RPI	RPI					
DIV. I ONLY		15-25-0	.375	226	4-6-0	179	149	212	.46055	204	24	24			
DIV. I NON-CONF.		7-13-0	.35	217	0-0-0	57	62	158	.4929	149	21	21			
<hr/>															
TOTALS		RPI 1-25	RPI 26-50		W-L RECORDS		RPI 51-100		RPI 101-150		RPI 150+				
15-25-0		0-3-0	0-1-0		OVERALL		2-5-0		3-8-0		10-8-0				
3-7-0		0-0-0	0-0-0		HOME		0-0-0		0-3-0		3-4-0				
6-11-0		0-2-0	0-1-0		AWAY		0-1-0		1-2-0		5-3-0				
6-7-0		0-1-0	0-0-0		NEUTRAL		2-4-0		2-2-0		2-0-0				
7-13-0		0-3-0	0-1-0		NON-CONFERENCE		2-5-0		2-3-0		3-1-0				
1-1-0		0-0-0	0-0-0		HOME		0-0-0		0-0-0		1-1-0				
0-5-0		0-2-0	0-0-		AWAY		0-1-0		0-1-0		0-0-0				
6-7-0		0-1-0	0-0-0		NEUTRAL		2-4-0		2-2-0		2-0-0				
8-12-0		0-0-0	0-0-0		CONFERENCE		0-0-0		1-5-0		7-7-0				
2-6-0		0-0-0	0-0-0		HOME		0-0-0		0-3-0		2-3-0				
6-6-0		0-0-0	0-0-0		AWAY		0-0-0		1-2-0		5-4-0				
0-0-0		0-0-0	0-0-0		NEUTRAL		0-0-0		0-0-0		0-0-0				
RPI	S	Opponent	Score		RPI	S	Opponent	Score		RPI	S	Opponent	Score		
2	A	Oregon	3	9	47	A	Fresno St.	6	11	61	N	Cal Poly	1	0	
2	A	Oregon	0	9						102	H	Weber St.	6	7	
12	N	Minnesota	2	12						69	N	Hofstra	6	9	
										72	N	Hawaii	3	5	
										76	N	UNI	0	1	
										89	A	Colorado St.	2	5	
										89	N	Colorado St.	12	6	
										130	N	Penn St.	7	3	
										130	N	Penn St.	0	1	
										133	N	UC Davis	5	3	
										140	A	Montana	3	6	
										140	A	Montana	1	10	
										140	A	Montana	4	1	
										181	A	Sacramento St.	6	4	
										181	A	Sacramento St.	2	6	
										181	A	Sacramento St.	6	3	
										203	H	Utah Valley	3	3	
										203	H	Utah Valley	5	6	
										220	A	Northern Colo.	9	3	
										220	A	Northern Colo.	5	6	
										220	A	Northern Colo.	5	6	
										221	H	North Dakota	0	4	
										221	H	North Dakota	4	1	
										224	A	Southern Utah	7	12	
										224	A	Southern Utah	8	9	
										245	H	Portland St.	14	0	
										245	H	Portland St.	12	4	
										245	H	Portland St.	2	10	
LAST 10 GAMES															
										220	A	Northern Colo.	9	3	
										140	A	Montana	0	1	
										102	H	Weber St.	6	9	
										102	H	Weber St.	6	7	
										102	H	Weber St.	1	2	
										224	A	Southern Utah	4	1	

Non-Div. I Games:

Idaho St.

RPI	S	Opponent	Score	
274	N	Buffalo	9	4
274	N	Buffalo	21	9

Idaho St.

I
d
a
h
o
s
t
.

I
d
a
h
o
s
t
.

Seatle II

Seattle U

RPI	S	Opponent	Score	
235	A	Santa Clara	1	3
235	A	Santa Clara	5	9
235	N	Santa Clara	5	3
235	N	Santa Clara	5	3
247	H	CSU Bakersfield	5	8
247	H	CSU Bakersfield	8	2
247	H	CSU Bakersfield	1	3
254	A	UMKC	10	4
254	A	UMKC	7	9
254	A	UMKC	12	6

Seattle U

Average RPI Win:		192	WON-LOST RECORD		WINNING PCT. RANK		LAST 10 GAMES		STRENGTH OF SCHEDULE		OPP. STRENGTH OF SCHEDULE		TEAM RPI		ADJ RPI		CONF. RPI		ADJ CONF. RPI				
Average RPI Loss:		127																					
DIV. I ONLY			16-28-0		.36364 231		4-6-0		157		164		207		.45926 205		14		14				
DIV. I NON-CONF.			8-20-0		.28571 244		1-2-0		186		180		238		.4368 233		14		15				
TOTALS		RPI 1-25		RPI 26-50		W-L RECORDS		RPI 51-100		RPI 101-150		RPI 150+											
16-28-0		0-1-0		0-3-0		OVERALL		1-6-0		3-6-0		12-12-0											
3-5-0		0-0-0		0-0-0		HOME		0-2-0		0-0-0		3-3-0											
7-11-0		0-0-0		0-2-0		AWAY		1-2-0		2-3-0		4-4-0											
6-12-0		0-1-0		0-1-0		NEUTRAL		0-2-0		1-3-0		5-5-0											
8-20-0		0-1-0		0-3-0		NON-CONFERENCE		0-3-0		1-4-0		7-9-0											
0-2-0		0-0-0		0-0-0		HOME		0-0-0		0-0-0		0-2-0											
2-6-0		0-0-0		0-0-		AWAY		0-1-0		0-1-0		2-2-0											
6-12-0		0-1-0		0-1-0		NEUTRAL		0-2-0		1-3-0		5-5-0											
8-8-0		0-0-0		0-0-0		CONFERENCE		1-3-0		2-2-0		5-3-0											
3-3-0		0-0-0		0-0-0		HOME		0-2-0		0-0-0		3-1-0											
5-5-0		0-0-0		0-0-0		AWAY		1-1-0		2-2-0		2-2-0											
0-0-0		0-0-0		0-0-0		NEUTRAL		0-0-0		0-0-0		0-0-0											
RPI	S	Opponent		Score		RPI	S	Opponent		Score		RPI	S	Opponent		Score							
9	N	Tennessee		0	10	37	A	Oklahoma St.		2	3	56	A	South Ala.		0	2	104	N	Michigan St.		10	8
						46	N	Kennesaw St.		0	3	73	A	Murray St.		3	2	109	A	Belmont		5	4
						50	A	Lipscomb		2	7	73	A	Murray St.		2	3	109	A	Belmont		0	1
												76	N	UNI		1	5	112	A	Ga. Southern		7	8
												76	N	UNI		3	6	124	N	UNCG		3	6
												82	H	UT Martin		2	10	126	N	Abilene Christian		5	10
												82	H	UT Martin		5	6	126	N	Abilene Christian		4	5
																		148	A	Morehead St.		8	6
																		148	A	Morehead St.		3	5
																		151	A	Eastern Ky.		3	8
																		151	A	Eastern Ky.		2	3
																		161	N	Radford		5	6
																		168	H	Austin Peay		0	1
																		168	H	Austin Peay		6	5
																		169	H	Southeast Mo. St.		3	2
																		169	H	Southeast Mo. St.		3	2
																		187	N	Middle Tenn.		2	8
																		187	N	Middle Tenn.		3	5
																		188	A	ETSU		3	7
																		188	A	ETSU		2	3
																		188	N	ETSU		8	6
																		188	N	ETSU		4	1
																		192	N	SFA		1	10
																		192	N	SFA		3	2
																		210	H	Samford		1	5
																		210	H	Samford		1	9
																		218	N	IUPUI		3	5
				LAST 10 GAMES																			
						148	A	Morehead St.		3	5	73	A	Murray St.		2	3	192	N	SFA		1	10
						148	A	Morehead St.		8	6	73	A	Murray St.		3	2	192	N	SFA		3	2
						151	A	Eastern Ky.		3	8	210	H	Samford		1	9	210	H	Samford		1	5
						151	A	Eastern Ky.		2	3	210	H	Samford		1	5	210	H	Samford		1	9
						256	A	Chattanooga		8	0	109	A	Belmont		5	4	218	N	IUPUI		3	5

Non-Div. I Games:

Tennessee Tech

RPI	S	Opponent	Score	
256	A	Chattanooga	7	6
256	A	Chattanooga	8	0
262	N	A&M-Corpus Christi	2	0
262	N	A&M-Corpus Christi	4	3
267	A	Tennessee St.	7	4
267	A	Tennessee St.	9	0

Tennessee Tech

T
e
n
n
e
s
s
e
e
T
e
c
h

T
e
n
n
e
s
s
e
e
T
e
c
h

[illegible]

Non-Div. I Games:

Albany (NY)

Albany (NY)

Albany (NY)

Albany (NY)

Average RPI Win: 213		WON-LOST	WINNING	LAST 10	STRENGTH OF		OPP. STRENGTH	TEAM	ADJ		CONF.	ADJ CONF.	
Average RPI Loss: 170		RECORD	PCT. RANK	GAMES	SCHEDULE		OF SCHEDULE	RPI	RPI		RPI	RPI	
DIV. I ONLY		22-29-0	.43137	184	5-5-0		184	249	209	.45628	208	29	30
DIV. I NON-CONF.		11-20-0	.35484	215	2-1-0		132	232	205	.4587	206	30	30
TOTALS		RPI 1-25	RPI 26-50		W-L RECORDS		RPI 51-100		RPI 101-150		RPI 150+		
22-29-0	0-0-0	0-3-0		OVERALL		0-2-0		3-6-0		19-18-0			
10-6-0	0-0-0	0-0-0		HOME		0-0-0		1-2-0		9-4-0			
6-11-0	0-0-0	0-0-0		AWAY		0-0-0		1-1-0		5-9-0			
6-12-0	0-0-0	0-3-0		NEUTRAL		0-1-0		1-3-0		5-5-0			
11-20-0	0-0-0	0-3-0		NON-CONFERENCE		0-2-0		3-6-0		8-9-0			
3-3-0	0-0-0	0-0-0		HOME		0-0-0		1-2-0		2-1-0			
2-5-0	0-0-0	0-0-		AWAY		0-1-0		1-1-0		1-3-0			
6-12-0	0-0-0	0-3-0		NEUTRAL		0-1-0		1-3-0		5-5-0			
11-9-0	0-0-0	0-0-0		CONFERENCE		0-0-0		0-0-0		11-9-0			
7-3-0	0-0-0	0-0-0		HOME		0-0-0		0-0-0		7-3-0			
4-6-0	0-0-0	0-0-0		AWAY		0-0-0		0-0-0		4-6-0			
0-0-0	0-0-0	0-0-0		NEUTRAL		0-0-0		0-0-0		0-0-0			
RPI S	Opponent	Score	RPI S	Opponent	Score	RPI S	Opponent	Score	RPI S	Opponent	Score		
			32 N	Missouri	1 10	79 A	Col. of Charleston	0 4	117 H	Delaware	0 1		
			41 N	USC Upstate	1 8	81 N	North Florida	6 7	117 H	Delaware	8 6		
			50 N	Lipscomb	1 4				121 N	Army West Point	6 11		
									121 N	Army West Point	6 0		
									136 A	Villanova	3 4		
									136 A	Villanova	22 0		
									136 N	Villanova	2 3		
									141 N	Ill.-Chicago	2 7		
									150 H	Princeton	1 5		
									151 N	Eastern Ky.	2 1		
									153 N	Winthrop	2 4		
									162 H	Saint Joseph's	5 0		
									164 H	Iona	0 4		
									164 H	Iona	5 0		
									175 A	George Washington	0 8		
									176 N	Butler	2 5		
									178 N	Indiana St.	5 6		
									179 N	Providence	2 10		
									197 N	Bucknell	6 2		
									201 A	Marist	7 6		
									201 A	Marist	3 10		
									212 A	Manhattan	1 9		
									212 A	Manhattan	1 0		
									213 H	Fairfield	0 1		
									213 H	Fairfield	5 1		
									214 H	Quinnipiac	2 1		
									214 H	Quinnipiac	2 1		
LAST 10 GAMES			201 A	Marist	3 10	228 A	Siena	2 4	212 A	Manhattan	1 0		
			201 A	Marist	7 6	291 A	Saint Peter's	2 4	213 H	Fairfield	0 1		
			117 H	Delaware	0 1	291 A	Saint Peter's	9 3	213 H	Fairfield	5 1		
			117 H	Delaware	8 6	265 A	Stony Brook	6 1	214 H	Quinnipiac	2 1		
			228 A	Siena	5 11	264 H	Canisius	8 2	214 H	Quinnipiac	2 1		

Non-Div. I Games:

Monmouth

RPI	S	Opponent	Score	
216	H	Wagner	4	3
216	H	Wagner	3	5
228	A	Siena	5	11
228	A	Siena	2	4
230	A	Columbia	1	9
230	A	Columbia	1	5
231	N	Colgate	5	6
236	N	Bethune-Cookman	9	8
248	H	Niagara	3	6
248	H	Niagara	6	2
251	N	Yale	5	4
256	N	Chattanooga	9	6
264	H	Canisius	7	5
264	H	Canisius	8	2
265	A	Stony Brook	6	1
289	A	Rider	11	1
289	A	Rider	7	8
291	A	Saint Peter's	9	3
291	A	Saint Peter's	2	4

Monmouth

Monmouth

Monmouth

Average RPI Win: 189		WON-LOST RECORD		WINNING PCT. RANK		LAST 10 GAMES		STRENGTH OF SCHEDULE		OPP. STRENGTH OF SCHEDULE		TEAM RPI		ADJ RPI		CONF. RPI		ADJ CONF. RPI	
DIV. I ONLY		18-32-0		.36 234		1-9-0		155		161		208		.45621 209		17		17	
DIV. I NON-CONF.		10-19-0		.34483 223		0-2-0		169		125		212		.45505 212		19		19	
TOTALS		RPI 1-25		RPI 26-50		W-L RECORDS		RPI 51-100		RPI 101-150		RPI 150+							
18-32-0		0-3-0		0-0-0		OVERALL		0-9-0		4-7-0		14-13-0							
6-6-0		0-0-0		0-0-0		HOME		0-4-0		1-0-0		5-2-0							
6-15-0		0-2-0		0-0-0		AWAY		0-2-0		2-6-0		4-5-0							
6-11-0		0-1-0		0-0-0		NEUTRAL		0-3-0		1-1-0		5-6-0							
10-19-0		0-3-0		0-0-0		NON-CONFERENCE		0-6-0		3-2-0		7-8-0							
1-2-0		0-0-0		0-0-0		HOME		0-1-0		1-0-0		0-1-0							
3-6-0		0-2-0		0-0-		AWAY		0-2-0		1-1-0		2-1-0							
6-11-0		0-1-0		0-0-0		NEUTRAL		0-3-0		1-1-0		5-6-0							
8-13-0		0-0-0		0-0-0		CONFERENCE		0-3-0		1-5-0		7-5-0							
5-4-0		0-0-0		0-0-0		HOME		0-3-0		0-0-0		5-1-0							
3-9-0		0-0-0		0-0-0		AWAY		0-0-0		1-5-0		2-4-0							
0-0-0		0-0-0		0-0-0		NEUTRAL		0-0-0		0-0-0		0-0-0							
RPI	S	Opponent		Score		RPI	S	Opponent		Score		RPI	S	Opponent		Score			
2	N	Oregon		0	8			51	N	San Jose St.		3	7	102	N	Weber St.		9	6
3	A	Auburn		0	9			61	N	Cal Poly		0	8	115	A	DePaul		3	6
3	A	Auburn		0	8			66	H	St. John's (NY)		7	11	115	A	DePaul		0	13
								66	H	St. John's (NY)		6	13	115	A	DePaul		0	8
								66	H	St. John's (NY)		1	10	123	H	Drake		4	3
								70	A	Grand Canyon		1	2	129	A	UNLV		0	4
								70	A	Grand Canyon		2	8	136	A	Villanova		12	3
								74	H	Nebraska		4	5	136	A	Villanova		0	7
								83	N	Stanford		2	7	136	A	Villanova		3	5
														141	A	Iowa		4	2
														141	N	Ill.-Chicago		2	3
														154	N	Evansville		2	3
														154	N	Evansville		1	0
														167	N	Mercer		6	10
														176	H	Butler		4	3
														176	H	Butler		11	2
														176	H	Butler		7	10
														179	A	Providence		1	5
														179	A	Providence		1	2
														179	A	Providence		3	11
														195	H	South Dakota		10	13
														195	N	South Dakota		0	7
														195	N	South Dakota		3	5
														195	N	South Dakota		6	20
														196	N	Maine		5	2
														196	N	Maine		5	3
														198	N	Valparaiso		12	4
				LAST 10 GAMES															
				115	A	DePaul	3	6	179	A	Providence	3	11	195	N	South Dakota		3	5
				115	A	DePaul	0	8	195	H	South Dakota	10	13	195	N	South Dakota		6	20
				115	A	DePaul	0	13	74	H	Nebraska	4	5	196	N	Maine		5	2
				179	A	Providence	1	5	176	H	Butler	7	10	196	N	Maine		5	3
				179	A	Providence	1	2	176	H	Butler	4	3	198	N	Valparaiso		12	4

Non-Div. I Games:

Creighton

RPI	S	Opponent	Score	
199	H	Seton Hall	8	0
199	H	Seton Hall	3	2
199	H	Seton Hall	4	3
235	A	Santa Clara	4	0
240	A	Georgetown	3	2
240	A	Georgetown	2	5
240	A	Georgetown	11	6
243	N	Saint Mary's (CA)	2	1
254	A	UMKC	11	5
254	A	UMKC	5	6
261	N	South Dakota St.	3	4

Creighton

C
r
e
i
g
h
t
o
n

C
r
e
i
g
h
t
o
n

Average RPI Win: 175		WON-LOST RECORD	WINNING PCT. RANK	LAST 10 GAMES	STRENGTH OF SCHEDULE	OPP. STRENGTH OF SCHEDULE	TEAM RPI	ADJ RPI	CONF. RPI	ADJ CONF. RPI	
Average RPI Loss: 136											
DIV. I ONLY		22-34-0	.39286 213	3-7-0	180	152	204	.45552 210	22	23	
DIV. I NON-CONF.		12-26-0	.31579 233	0-4-0	184	115	223	.44331 226	22	22	
<hr/>											
TOTALS		RPI 1-25	RPI 26-50		W-L RECORDS		RPI 51-100		RPI 101-150		RPI 150+
22-34-0		0-1-0	0-4-0		OVERALL		1-5-0		7-11-0		14-13-0
6-10-0		0-1-0	0-1-0		HOME		0-2-0		2-3-0		4-3-0
8-14-0		0-0-0	0-2-0		AWAY		1-2-0		1-4-0		6-6-0
8-10-0		0-0-0	0-1-0		NEUTRAL		0-1-0		4-4-0		4-4-0
12-26-0		0-1-0	0-4-0		NON-CONFERENCE		1-5-0		5-7-0		6-9-0
1-6-0		0-1-0	0-1-0		HOME		0-2-0		1-1-0		0-1-0
3-10-0		0-0-0	0-0-		AWAY		1-2-0		0-2-0		2-4-0
8-10-0		0-0-0	0-1-0		NEUTRAL		0-1-0		4-4-0		4-4-0
10-8-0		0-0-0	0-0-0		CONFERENCE		0-0-0		2-4-0		8-4-0
5-4-0		0-0-0	0-0-0		HOME		0-0-0		1-2-0		4-2-0
5-4-0		0-0-0	0-0-0		AWAY		0-0-0		1-2-0		4-2-0
0-0-0		0-0-0	0-0-0		NEUTRAL		0-0-0		0-0-0		0-0-0
RPI S	Opponent	Score	RPI S	Opponent	Score	RPI S	Opponent	Score	RPI S	Opponent	Score
14 H	Alabama	1 8	31 A	Mississippi St.	1 6	73 H	Murray St.	0 11	103 N	Eastern Ill.	1 0
			31 A	Mississippi St.	5 6	73 N	Murray St.	2 3	113 N	Indiana	4 2
			39 N	Jacksonville St.	0 8	82 A	UT Martin	2 3	118 N	Massachusetts	9 5
			46 H	Kennesaw St.	1 9	82 A	UT Martin	2 1	118 N	Massachusetts	0 13
						94 H	Western Ky.	4 7	119 A	Troy	2 6
						97 A	Louisiana Tech	3 9	120 N	Jacksonville	0 7
									120 N	Jacksonville	8 9
									124 A	UNCG	5 2
									124 A	UNCG	1 9
									124 A	UNCG	3 9
									135 A	UAB	3 4
									135 H	UAB	2 10
									138 H	Iowa St.	6 2
									143 N	Longwood	8 5
									143 N	Longwood	2 3
									147 H	Furman	5 6
									147 H	Furman	0 9
									147 H	Furman	5 4
									152 N	Missouri St.	10 1
									152 N	Missouri St.	1 2
									155 A	Georgia Tech	1 9
									155 A	Georgia Tech	0 8
									167 H	Mercer	6 3
									167 H	Mercer	4 6
									167 H	Mercer	4 3
									168 A	Austin Peay	7 10
									168 A	Austin Peay	2 5
LAST 10 GAMES			223 A	Western Caro.	6 8	14 H	Alabama	1 8	167 H	Mercer	4 6
			223 A	Western Caro.	7 4	167 H	Mercer	6 3	167 H	Mercer	4 3
			223 A	Western Caro.	1 5	167 H	Mercer	4 6	167 H	Mercer	4 3
			155 A	Georgia Tech	1 9	167 H	Mercer	4 3	168 A	Austin Peay	7 10
			155 A	Georgia Tech	0 8	135 A	UAB	3 4	168 A	Austin Peay	2 5

Non-Div. I Games:

Samford

Average RPI Win:	217	WON-LOST	WINNING	LAST 10	STRENGTH OF	OPP. STRENGTH	TEAM	ADJ	CONF.	ADJ CONF.	
Average RPI Loss:	136	RECORD	PCT. RANK	GAMES	SCHEDULE	OF SCHEDULE	RPI	RPI	RPI	RPI	
DIV. I ONLY	20-29-0	.40816	199	5-5-0	192	231	213	.45451	211	30	28
DIV. I NON-CONF.	6-19-0	.24	259	0-1-0	34	131	198	.46626	196	28	27
<hr/>											
TOTALS	RPI 1-25	RPI 26-50		W-L RECORDS		RPI 51-100		RPI 101-150		RPI 150+	
20-29-0	0-0-0	0-4-0		OVERALL		2-7-0		3-6-0		15-12-0	
10-5-0	0-0-0	0-0-0		HOME		0-0-0		3-2-0		7-3-0	
9-14-0	0-0-0	0-4-0		AWAY		2-2-0		0-2-0		7-6-0	
1-10-0	0-0-0	0-0-0		NEUTRAL		0-5-0		0-2-0		1-3-0	
6-19-0	0-0-0	0-4-0		NON-CONFERENCE		2-7-0		1-5-0		3-3-0	
2-1-0	0-0-0	0-0-0		HOME		0-0-0		1-1-0		1-0-0	
3-8-0	0-0-0	0-0-		AWAY		2-2-0		0-2-0		1-0-0	
1-10-0	0-0-0	0-0-0		NEUTRAL		0-5-0		0-2-0		1-3-0	
14-10-0	0-0-0	0-0-0		CONFERENCE		0-0-0		2-1-0		12-9-0	
8-4-0	0-0-0	0-0-0		HOME		0-0-0		2-1-0		6-3-0	
6-6-0	0-0-0	0-0-0		AWAY		0-0-0		0-0-0		6-6-0	
0-0-0	0-0-0	0-0-0		NEUTRAL		0-0-0		0-0-0		0-0-0	
<hr/>											
RPI	S	Opponent	Score	RPI	S	Opponent	Score	RPI	S	Opponent	Score
				26	A	Marshall	2 4				
				26	A	Marshall	1 9				
				35	A	Ohio St.	1 14				
				50	A	Lipscomb	5 7				

Non-Div. I Games:

Wright St.

RPI	S	Opponent	Score	
263	H	Northern Ky.	8	0
263	H	Northern Ky.	12	3
267	N	Tennessee St.	9	1
280	A	Green Bay	5	3
280	A	Green Bay	2	1
280	A	Green Bay	8	3
281	A	Cleveland St.	10	2
281	A	Cleveland St.	8	0
281	A	Cleveland St.	2	1

Wright St.

W
r
i
g
h
t
S
t
.

W
r
i
g
h
t
S
t
.

Average RPI Win:	248	WON-LOST RECORD	WINNING PCT. RANK	LAST 10 GAMES	STRENGTH OF SCHEDULE	OPP. STRENGTH OF SCHEDULE	TEAM RPI	ADJ RPI	CONF. RPI	ADJ CONF. RPI			
DIV. I ONLY		33-19-0	.63462	61	6-4-0	283	272	203	.45449	212	29	30	
DIV. I NON-CONF.		20-12-0	.625	82	3-1-0	290	279	218	.44624	223	30	30	
<hr/>													
TOTALS	RPI 1-25	RPI 26-50		W-L RECORDS		RPI 51-100		RPI 101-150		RPI 150+			
33-19-0	0-0-0	0-0-0		OVERALL		0-1-0		0-2-0		33-16-0			
12-6-0	0-0-0	0-0-0		HOME		0-0-0		0-0-0		12-6-0			
14-7-0	0-0-0	0-0-0		AWAY		0-0-0		0-1-0		14-6-0			
7-6-0	0-0-0	0-0-0		NEUTRAL		0-1-0		0-1-0		7-4-0			
20-12-0	0-0-0	0-0-0		NON-CONFERENCE		0-1-0		0-2-0		20-9-0			
5-3-0	0-0-0	0-0-0		HOME		0-0-0		0-0-0		5-3-0			
8-3-0	0-0-0	0-0-		AWAY		0-0-0		0-1-0		8-2-0			
7-6-0	0-0-0	0-0-0		NEUTRAL		0-1-0		0-1-0		7-4-0			
13-7-0	0-0-0	0-0-0		CONFERENCE		0-0-0		0-0-0		13-7-0			
7-3-0	0-0-0	0-0-0		HOME		0-0-0		0-0-0		7-3-0			
6-4-0	0-0-0	0-0-0		AWAY		0-0-0		0-0-0		6-4-0			
0-0-0	0-0-0	0-0-0		NEUTRAL		0-0-0		0-0-0		0-0-0			
RPI	S	Opponent	Score	RPI	S	Opponent	Score	RPI	S	Opponent	Score		
						99	N Kent St.	2		5			
										111	A Stetson	3	7
										149	N Loyola Chicago	2	12
										157	N North Dakota St.	1	5
										157	N North Dakota St.	2	3
										164	A Iona	7	1
										164	A Iona	0	1
										173	N Harvard	1	0
										201	H Marist	3	5
										201	H Marist	8	6
										208	H Monmouth	0	1
										208	H Monmouth	9	1
										213	A Fairfield	0	2
										213	A Fairfield	6	1
										214	A Quinnipiac	10	2
										214	A Quinnipiac	1	4
										216	H Wagner	4	5
										216	H Wagner	1	3
										228	H Siena	3	5
										228	H Siena	3	2
										230	A Columbia	6	0
										230	A Columbia	2	10
										230	N Columbia	9	1
										231	N Colgate	7	4
										231	N Colgate	8	3
										232	H Central Conn. St.	8	1
										232	H Central Conn. St.	2	5
										240	N Georgetown	4	5
LAST 10 GAMES													
						284	A Fairleigh Dickinson	11	3				
						164	A Iona	7	1				
						265	A Stony Brook	8	0				
						214	A Quinnipiac	10	2				
						265	A Stony Brook	3	9				
						213	A Fairfield	6	1				
						213	A Fairfield	0	2				
						284	A Fairleigh Dickinson	7	2				

Non-Div. I Games:

Manhattan

RPI	S	Opponent	Score	
241	A	Sacred Heart	9	0
241	A	Sacred Heart	2	0
248	A	Niagara	2	1
248	A	Niagara	5	7
251	N	Yale	3	0
252	N	Morgan St.	13	0
253	H	Lafayette	4	0
253	H	Lafayette	6	4
257	N	Cornell	7	3
264	A	Canisius	4	2
264	A	Canisius	3	1
265	A	Stony Brook	3	9
265	A	Stony Brook	8	0
265	N	Stony Brook	1	3
269	A	Mt. St. Mary's	9	4
269	A	Mt. St. Mary's	10	9
284	A	Fairleigh Dickinson	11	3
284	A	Fairleigh Dickinson	7	2
289	H	Rider	5	0
289	H	Rider	8	0
290	H	Hartford	3	2
290	H	Hartford	9	2
291	H	Saint Peter's	6	0
291	H	Saint Peter's	5	0

Manhattan

Manhattan

Manhattan

Average RPI Win:	238	WON-LOST RECORD	WINNING PCT. RANK	LAST 10 GAMES	STRENGTH OF SCHEDULE	OPP. STRENGTH OF SCHEDULE	TEAM RPI	ADJ RPI	CONF. RPI	ADJ CONF. RPI			
DIV. I ONLY		22-26-0	.45833	165	5-5-0	218	259	211	.4514	213	29	30	
DIV. I NON-CONF.		11-17-0	.39286	191	1-1-0	185	246	211	.45295	214	30	30	
<hr/>													
TOTALS	RPI 1-25	RPI 26-50		W-L RECORDS		RPI 51-100		RPI 101-150		RPI 150+			
22-26-0	0-0-0	0-4-0		OVERALL		0-3-0		1-2-0		21-17-0			
10-4-0	0-0-0	0-0-0		HOME		0-0-0		1-0-0		9-4-0			
8-12-0	0-0-0	0-3-0		AWAY		0-2-0		0-0-0		8-7-0			
4-10-0	0-0-0	0-1-0		NEUTRAL		0-1-0		0-2-0		4-6-0			
<hr/>													
11-17-0	0-0-0	0-4-0		NON-CONFERENCE		0-3-0		1-2-0		10-8-0			
3-1-0	0-0-0	0-0-0		HOME		0-0-0		1-0-0		2-1-0			
4-6-0	0-0-0	0-0-		AWAY		0-2-0		0-0-0		4-1-0			
4-10-0	0-0-0	0-1-0		NEUTRAL		0-1-0		0-2-0		4-6-0			
<hr/>													
11-9-0	0-0-0	0-0-0		CONFERENCE		0-0-0		0-0-0		11-9-0			
7-3-0	0-0-0	0-0-0		HOME		0-0-0		0-0-0		7-3-0			
4-6-0	0-0-0	0-0-0		AWAY		0-0-0		0-0-0		4-6-0			
0-0-0	0-0-0	0-0-0		NEUTRAL		0-0-0		0-0-0		0-0-0			
<hr/>													
RPI	S	Opponent	Score	RPI	S	Opponent	Score	RPI	S	Opponent	Score		
				43	A	FIU	0 8	54	A	Fla. Atlantic	0 3		
				43	A	FIU	3 10	58	N	Illinois St.	3 5		
				43	A	FIU	2 10	100	A	Charlotte	5 8		
				48	N	Fordham	1 2						
										121	H	Army West Point	5 2
										121	N	Army West Point	1 7
										121	N	Army West Point	3 6
										162	N	Saint Joseph's	6 12
										164	A	Iona	1 2
										164	A	Iona	1 3
										179	A	Providence	1 7
										191	N	Rutgers	3 0
										201	A	Marist	1 4
										201	A	Marist	4 1
										208	A	Monmouth	1 5
										208	A	Monmouth	1 0
										212	H	Manhattan	1 6
										212	H	Manhattan	2 0
										214	H	Quinnipiac	9 3
										214	H	Quinnipiac	5 7
										219	N	La Salle	4 6
										219	N	La Salle	4 12
										226	A	George Mason	6 4
										226	A	George Mason	3 0
										228	A	Siena	2 10
										228	A	Siena	3 11
				LAST 10 GAMES						230	H	Columbia	4 2
				214	H	Quinnipiac	5 7			230	H	Columbia	2 1
				214	H	Quinnipiac	9 3			230	N	Columbia	9 5
				291	H	Saint Peter's	10 1			231	N	Colgate	3 2
				291	H	Saint Peter's	8 0			236	N	Bethune-Cookman	4 10
				212	H	Manhattan	2 0						

Non-Div. I Games:

Fairfield

RPI	S	Opponent	Score	
241	A	Sacred Heart	2	1
241	H	Sacred Heart	5	11
248	H	Niagara	8	3
248	H	Niagara	2	0
256	N	Chattanooga	6	4
258	N	Robert Morris	1	3
258	N	Robert Morris	10	11
264	H	Canisius	4	5
264	H	Canisius	4	0
289	A	Rider	5	0
289	A	Rider	9	1
290	A	Hartford	5	3
291	H	Saint Peter's	8	0
291	H	Saint Peter's	10	1

Fairfield

F
a
i
r
f
i
e
l
d

F
a
i
r
f
i
e
l
d

Average RPI Win:	213	WON-LOST RECORD	WINNING PCT. RANK	LAST 10 GAMES	STRENGTH OF SCHEDULE	OPP. STRENGTH OF SCHEDULE	TEAM RPI	ADJ RPI	CONF. RPI	ADJ CONF. RPI	
DIV. I ONLY	23-27-0	.46	162	3-7-0	230	260	215	.45041	214	29	30
DIV. I NON-CONF.	14-16-0	.46667	156	0-0-0	203	255	192	.46777	194	30	30
<hr/>											
TOTALS	RPI 1-25	RPI 26-50		W-L RECORDS	RPI 51-100		RPI 101-150		RPI 150+		
23-27-0	0-1-0	0-0-0		OVERALL	2-2-0		2-4-0		19-20-0		
11-3-0	0-0-0	0-0-0		HOME	0-0-0		0-0-0		11-3-0		
5-16-0	0-0-0	0-0-0		AWAY	0-1-0		1-3-0		4-12-0		
7-8-0	0-1-0	0-0-0		NEUTRAL	2-1-0		1-1-0		4-5-0		
14-16-0	0-1-0	0-0-0		NON-CONFERENCE	2-2-0		2-4-0		10-9-0		
4-0-0	0-0-0	0-0-0		HOME	0-0-0		0-0-0		4-0-0		
3-8-0	0-0-0	0-0-		AWAY	0-1-0		1-3-0		2-4-0		
7-8-0	0-1-0	0-0-0		NEUTRAL	2-1-0		1-1-0		4-5-0		
9-11-0	0-0-0	0-0-0		CONFERENCE	0-0-0		0-0-0		9-11-0		
7-3-0	0-0-0	0-0-0		HOME	0-0-0		0-0-0		7-3-0		
2-8-0	0-0-0	0-0-0		AWAY	0-0-0		0-0-0		2-8-0		
0-0-0	0-0-0	0-0-0		NEUTRAL	0-0-0		0-0-0		0-0-0		
RPI	S	Opponent	Score	RPI	S	Opponent	Score	RPI	S	Opponent	Score
5	N	Arizona	1 7					53	N	Central Mich.	3 0
								67	A	CSUN	0 8
								73	N	Murray St.	2 0
								92	N	Boise St.	12 25
								102	N	Weber St.	1 2
								121	A	Army West Point	2 1
								121	A	Army West Point	0 4
								128	A	UC Riverside	4 5
								128	A	UC Riverside	4 12
								136	N	Villanova	2 1
								156	N	Boston U.	1 8
								164	A	Iona	6 1
								164	A	Iona	0 8
								175	A	George Washington	2 10
								175	A	George Washington	2 11
								189	A	LIU Brooklyn	0 8
								197	N	Bucknell	11 15
								201	H	Marist	3 2
								201	H	Marist	5 4
								208	A	Monmouth	1 2
								208	A	Monmouth	1 2
								212	H	Manhattan	4 1
								212	H	Manhattan	2 10
								213	A	Fairfield	7 5
								213	A	Fairfield	3 9
				LAST 10 GAMES				216	A	Wagner	4 0
				213	A	Fairfield	3 9	264	A	Canisius	3 4
				213	A	Fairfield	7 5	248	A	Niagara	6 8
				212	H	Manhattan	2 10	248	A	Niagara	0 2
				212	H	Manhattan	4 1	228	H	Siena	2 1
				264	A	Canisius	6 7	228	H	Siena	6 10
								228	H	Siena	2 1

Non-Div. I Games:

Quinnipiac

Quinnipiac

RPI	S	Opponent	Score	
292	H	Coppin St.	8	2
292	H	Coppin St.	9	1
292	H	Coppin St.	5	4
293	A	Howard	5	1
293	A	Howard	7	2
293	A	Howard	13	1

Hampton

H
a
m
p
t
o
n

H
a
m
p
t
o
n

Average RPI Win: 250		WON-LOST RECORD	WINNING PCT. RANK		LAST 10 GAMES	STRENGTH OF SCHEDULE	OPP. STRENGTH OF SCHEDULE	TEAM RPI	ADJ RPI		CONF. RPI	ADJ CONF. RPI					
Average RPI Loss: 147																	
DIV. I ONLY		20-23-0	.46512	156	6-4-0	245	244	218	.44888	216	27	27					
DIV. I NON-CONF.		10-17-0	.37037	209	1-1-0	231	250	231	.43879	231	26	28					
<hr/>																	
TOTALS		RPI 1-25		RPI 26-50		W-L RECORDS		RPI 51-100		RPI 101-150		RPI 150+					
20-23-0		0-2-0		0-0-0		OVERALL		0-7-0		0-1-0		20-13-0					
9-5-0		0-0-0		0-0-0		HOME		0-0-0		0-0-0		9-5-0					
11-12-0		0-2-0		0-0-0		AWAY		0-4-0		0-0-0		11-5-0					
0-6-0		0-0-0		0-0-0		NEUTRAL		0-2-0		0-1-0		0-3-0					
10-17-0		0-2-0		0-0-0		NON-CONFERENCE		0-5-0		0-1-0		10-9-0					
3-3-0		0-0-0		0-0-0		HOME		0-0-0		0-0-0		3-3-0					
7-8-0		0-2-0		0-0-		AWAY		0-3-0		0-0-0		7-3-0					
0-6-0		0-0-0		0-0-0		NEUTRAL		0-2-0		0-1-0		0-3-0					
10-6-0		0-0-0		0-0-0		CONFERENCE		0-2-0		0-0-0		10-4-0					
6-2-0		0-0-0		0-0-0		HOME		0-0-0		0-0-0		6-2-0					
4-4-0		0-0-0		0-0-0		AWAY		0-2-0		0-0-0		4-2-0					
0-0-0		0-0-0		0-0-0		NEUTRAL		0-0-0		0-0-0		0-0-0					
RPI	S	Opponent		Score		RPI	S	Opponent		Score		RPI	S	Opponent		Score	
18	A	BYU		1	7							139	N	Bradley		1	10
18	A	BYU		4	5							162	N	Saint Joseph's		2	8
												162	N	Saint Joseph's		2	3
												164	N	Iona		1	15
												189	A	LIU Brooklyn		0	8
												189	A	LIU Brooklyn		2	1
												203	A	Utah Valley		5	2
												203	A	Utah Valley		1	9
												208	A	Monmouth		5	3
												208	A	Monmouth		3	4
												212	A	Manhattan		3	1
												212	A	Manhattan		5	4
												214	H	Quinnipiac		5	9
												214	H	Quinnipiac		0	4
												224	A	Southern Utah		4	10
												224	A	Southern Utah		5	3
												232	H	Central Conn. St.		9	6
												232	H	Central Conn. St.		4	6
												241	A	Sacred Heart		2	4
												241	A	Sacred Heart		1	0
												242	H	Drexel		11	10
												242	H	Drexel		0	5
												258	A	Robert Morris		9	2
												258	A	Robert Morris		10	2
												259	H	Bryant		3	0
												259	H	Bryant		1	4
												269	H	Mt. St. Mary's		2	1
LAST 10 GAMES																	
						59	A	Saint Francis (PA)		2	14	269	H	Mt. St. Mary's		15	3
						59	A	Saint Francis (PA)		0	1	242	H	Drexel		0	5
						258	A	Robert Morris		10	2	242	H	Drexel		11	10
						258	A	Robert Morris		9	2	241	A	Sacred Heart		2	4
						269	H	Mt. St. Mary's		2	1	241	A	Sacred Heart		1	0

Non-Div. I Games:

Wagner

RPI	S	Opponent	Score	
269	H	Mt. St. Mary's	15	3
284	H	Fairleigh Dickinson	5	2
284	H	Fairleigh Dickinson	10	2
289	A	Rider	10	0
289	A	Rider	10	2
291	H	Saint Peter's	11	1
291	H	Saint Peter's	1	0

W
a
g
n
e
r

W
a
g
n
e
r

Wagner

Average RPI Win:		195	WON-LOST RECORD		WINNING PCT. RANK	LAST 10 GAMES		STRENGTH OF SCHEDULE		OPP. STRENGTH OF SCHEDULE	TEAM RPI	ADJ RPI		CONF. RPI	ADJ CONF. RPI		
Average RPI Loss:		133															
DIV. I ONLY			17-34-0		.33333	249	2-8-0		162	171	219	.44772	217	16	16		
DIV. I NON-CONF.			14-14-0		.5	132	2-1-0		191	214	163	.48566	168	16	16		
TOTALS		RPI 1-25		RPI 26-50		W-L RECORDS		RPI 51-100		RPI 101-150		RPI 150+					
17-34-0		0-2-0		0-2-0		OVERALL		2-8-0		2-7-0		13-15-0					
2-10-0		0-0-0		0-0-0		HOME		1-4-0		0-0-0		1-6-0					
6-14-0		0-1-0		0-1-0		AWAY		1-4-0		1-3-0		4-4-0					
9-10-0		0-1-0		0-1-0		NEUTRAL		0-0-0		1-4-0		8-4-0					
14-14-0		0-2-0		0-2-0		NON-CONFERENCE		1-1-0		1-5-0		12-4-0					
0-0-0		0-0-0		0-0-0		HOME		0-0-0		0-0-0		0-0-0					
5-4-0		0-1-0		0-0-		AWAY		1-1-0		0-1-0		4-0-0					
9-10-0		0-1-0		0-1-0		NEUTRAL		0-0-0		1-4-0		8-4-0					
3-20-0		0-0-0		0-0-0		CONFERENCE		1-7-0		1-2-0		1-11-0					
2-10-0		0-0-0		0-0-0		HOME		1-4-0		0-0-0		1-6-0					
1-10-0		0-0-0		0-0-0		AWAY		0-3-0		1-2-0		0-5-0					
0-0-0		0-0-0		0-0-0		NEUTRAL		0-0-0		0-0-0		0-0-0					
RPI	S	Opponent		Score		RPI	S	Opponent		Score		RPI	S	Opponent		Score	
4	N	UCLA		0	8	36	A	Notre Dame		0	1	52	A	South Fla.		0	4
21	A	Michigan		2	8	40	N	San Diego St.		0	10	53	H	Central Mich.		4	5
												53	H	Central Mich.		4	6
												75	A	Long Beach St.		2	1
												87	A	Northern Ill.		2	5
												87	A	Northern Ill.		5	13
												87	A	Northern Ill.		3	8
												99	H	Kent St.		3	11
												99	H	Kent St.		6	5
												99	H	Kent St.		3	6

Non-Div. I Games:

Eastern Mich.

Eastern Mich.

Average RPI Win: 205		WON-LOST RECORD	WINNING PCT. RANK		LAST 10 GAMES	STRENGTH OF SCHEDULE	OPP. STRENGTH OF SCHEDULE	TEAM RPI	ADJ RPI		CONF. RPI	ADJ CONF. RPI			
Average RPI Loss: 141															
DIV. I ONLY		21-27-0	.4375	180	6-4-0	258	167	223	.44729	218	25	25			
DIV. I NON-CONF.		10-21-0	.32258	232	0-0-0	230	129	236	.4385	232	25	25			
<hr/>															
TOTALS		RPI 1-25		RPI 26-50		W-L RECORDS		RPI 51-100		RPI 101-150		RPI 150+			
21-27-0		0-0-0		0-4-0		OVERALL		3-4-0		0-6-0		18-13-0			
6-4-0		0-0-0		0-0-0		HOME		0-0-0		0-0-0		6-4-0			
7-10-0		0-0-0		0-3-0		AWAY		1-2-0		0-0-0		6-5-0			
8-13-0		0-0-0		0-1-0		NEUTRAL		2-2-0		0-6-0		6-4-0			
10-21-0		0-0-0		0-4-0		NON-CONFERENCE		3-4-0		0-6-0		7-7-0			
0-2-0		0-0-0		0-0-0		HOME		0-0-0		0-0-0		0-2-0			
2-6-0		0-0-0		0-0-		AWAY		1-2-0		0-0-0		1-1-0			
8-13-0		0-0-0		0-1-0		NEUTRAL		2-2-0		0-6-0		6-4-0			
11-6-0		0-0-0		0-0-0		CONFERENCE		0-0-0		0-0-0		11-6-0			
6-2-0		0-0-0		0-0-0		HOME		0-0-0		0-0-0		6-2-0			
5-4-0		0-0-0		0-0-0		AWAY		0-0-0		0-0-0		5-4-0			
0-0-0		0-0-0		0-0-0		NEUTRAL		0-0-0		0-0-0		0-0-0			
RPI	S	Opponent	Score	RPI	S	Opponent	Score	RPI	S	Opponent	Score				
				30	A	Arkansas	2 7	55	A	Louisville	2 7	103	N	Eastern Ill.	0 10
				30	A	Arkansas	1 8	58	N	Illinois St.	1 10	116	N	Lamar University	1 11
				36	A	Notre Dame	4 13	74	N	Nebraska	9 1	125	N	Miami (OH)	2 4
				46	N	Kennesaw St.	1 10	74	N	Nebraska	1 6	138	N	Iowa St.	0 2
								76	N	UNI	6 3	141	N	Ill.-Chicago	0 2
								86	A	FGCU	2 1	149	N	Loyola Chicago	6 9
								94	A	Western Ky.	3 8	157	A	North Dakota St.	11 9
												157	A	North Dakota St.	4 7
												157	A	North Dakota St.	3 1
												161	N	Radford	3 6
												168	N	Austin Peay	6 1
												171	N	UConn	2 7
												176	H	Butler	2 5
												178	H	Indiana St.	3 7
												178	N	Indiana St.	8 15
												190	H	Omaha	7 3
												190	H	Omaha	9 1
												195	H	South Dakota	6 9
												195	H	South Dakota	9 1
												195	H	South Dakota	9 17
												198	A	Valparaiso	3 7
												205	N	Tennessee Tech	5 3
												211	N	Wright St.	6 1
												222	A	Western Ill.	6 11
												222	A	Western Ill.	10 5
												222	A	Western Ill.	1 6
												242	N	Drexel	2 1
<hr/>															
LAST 10 GAMES															
				266	A	Fort Wayne	20 6	195	H	South Dakota	9 1	211	N	Wright St.	6 1
				266	A	Fort Wayne	3 4	195	H	South Dakota	6 9	222	A	Western Ill.	6 11
				266	A	Fort Wayne	15 4	195	H	South Dakota	9 17	222	A	Western Ill.	10 5
				190	H	Omaha	7 3	222	A	Western Ill.	10 5	222	A	Western Ill.	1 6
				190	H	Omaha	9 1	222	A	Western Ill.	6 11	242	N	Drexel	2 1

Non-Div. I Games:

IUPUI

RPI	S	Opponent	Score	
256	A	Chattanooga	14	3
261	H	South Dakota St.	5	2
261	H	South Dakota St.	5	4
261	H	South Dakota St.	6	1
266	A	Fort Wayne	15	4
266	A	Fort Wayne	3	4
266	A	Fort Wayne	20	6
280	N	Green Bay	2	10
281	N	Cleveland St.	9	1
281	N	Cleveland St.	6	4

L
a
s
a
l
l
e

La Salle

RPI	S	Opponent	Score	
242	H	Drexel	14	3
242	H	Drexel	10	8
253	A	Lafayette	3	0
253	A	Lafayette	2	3
258	N	Robert Morris	7	5
261	N	South Dakota St.	1	3
264	N	Canisius	4	5
269	N	Mt. St. Mary's	5	4
269	N	Mt. St. Mary's	3	0
273	A	St. Bonaventure	6	8
273	A	St. Bonaventure	4	2
273	A	St. Bonaventure	6	2
289	H	Rider	3	2

La Salle

L
a
S
a
l
l
e

L
a
S
a
l
l
e

Average RPI Win:		194	WON-LOST RECORD		WINNING PCT. RANK		LAST 10 GAMES		STRENGTH OF SCHEDULE		OPP. STRENGTH OF SCHEDULE		TEAM RPI		ADJ RPI		CONF. RPI		ADJ CONF. RPI	
DIV. I ONLY			20-35-0		.36364 231		4-6-0		189		205		222		.44696 220		24		24	
DIV. I NON-CONF.			12-22-0		.35294 216		0-1-0		123		198		201		.46452 199		21		21	
TOTALS		RPI 1-25		RPI 26-50		W-L RECORDS		RPI 51-100		RPI 101-150		RPI 150+								
20-35-0		0-1-0		0-1-0		OVERALL		0-10-0		6-10-0		14-13-0								
6-5-0		0-0-0		0-0-0		HOME		0-2-0		2-1-0		4-2-0								
5-21-0		0-0-0		0-0-0		AWAY		0-7-0		3-6-0		2-7-0								
9-9-0		0-1-0		0-1-0		NEUTRAL		0-0-0		1-3-0		8-4-0								
12-22-0		0-1-0		0-1-0		NON-CONFERENCE		0-10-0		4-6-0		8-4-0								
0-2-0		0-0-0		0-0-0		HOME		0-2-0		0-0-0		0-0-0								
3-11-0		0-0-0		0-0-		AWAY		0-8-0		3-3-0		0-0-0								
9-9-0		0-1-0		0-1-0		NEUTRAL		0-0-0		1-3-0		8-4-0								
8-13-0		0-0-0		0-0-0		CONFERENCE		0-0-0		2-4-0		6-9-0								
6-3-0		0-0-0		0-0-0		HOME		0-0-0		2-1-0		4-2-0								
2-10-0		0-0-0		0-0-0		AWAY		0-0-0		0-3-0		2-7-0								
0-0-0		0-0-0		0-0-0		NEUTRAL		0-0-0		0-0-0		0-0-0								
RPI	S	Opponent		Score		RPI	S	Opponent		Score		RPI	S	Opponent		Score				
9	N	Tennessee		1	16	38	N	Oregon St.		1	10	61	A	Cal Poly		1	2			
												61	A	Cal Poly		0	5			
												67	A	CSUN		5	6			
												70	A	Grand Canyon		1	3			
												70	A	Grand Canyon		1	2			
												70	A	Grand Canyon		2	9			
												89	A	Colorado St.		0	7			
												89	A	Colorado St.		0	3			
												89	H	Colorado St.		1	3			
												89	H	Colorado St.		5	8			
												102	H	Weber St.		6	2			
												102	H	Weber St.		4	3			
												102	H	Weber St.		0	8			
												105	A	UC Santa Barbara		6	5			
												105	A	UC Santa Barbara		7	1			
												115	N	DePaul		4	6			
												126	A	Abilene Christian		5	3			
												126	A	Abilene Christian		0	6			
												126	A	Abilene Christian		2	5			
												131	A	New Mexico St.		2	10			
												139	N	Bradley		3	9			
												139	N	Bradley		6	5			
												139	N	Bradley		1	9			
												140	A	Montana		0	1			
												140	A	Montana		4	9			
												140	A	Montana		5	11			
												163	N	New Mexico		11	3			
												163	N	New Mexico		5	9			
												163	N	New Mexico		1	12			
												165	N	San Diego		1	9			
												175	N	George Washington		6	5			
												181	A	Sacramento St.		2	3			
												181	A	Sacramento St.		2	6			
												181	A	Sacramento St.		0	3			
												204	H	Idaho St.		6	5			
												204	H	Idaho St.		3	9			
												204	H	Idaho St.		3	5			
												221	H	North Dakota		1	0			
												221	H	North Dakota		2	1			
												221	H	North Dakota		16	1			
												89	H	Colorado St.		1	3			

Non-Div. I Games:

Northern Colo.

RPI	S	Opponent	Score	
214	N	Quinnipiac	10	0
221	H	North Dakota	16	1
221	H	North Dakota	1	0
221	H	North Dakota	2	1
224	A	Southern Utah	5	6
224	A	Southern Utah	3	11
224	A	Southern Utah	10	9
241	N	Sacred Heart	3	4
241	N	Sacred Heart	2	1
245	A	Portland St.	0	2
245	A	Portland St.	8	0
245	A	Portland St.	2	7
259	N	Bryant	4	1
259	N	Bryant	6	0
278	N	Prairie View	9	1
278	N	Prairie View	3	0

Northern Colo.

N
o
r
t
h
e
r
n
C
o
l
o
.

N
o
r
t
h
e
r
n
C
o
l
o
.

Average RPI Win: 219		WON-LOST RECORD		WINNING PCT. RANK		LAST 10 GAMES		STRENGTH OF SCHEDULE		OPP. STRENGTH OF SCHEDULE		TEAM RPI		ADJ RPI		CONF. RPI		ADJ CONF. RPI	
DIV. I ONLY		23-30-0		.43396 182		5-5-0		237		209		217		.44694 221		24		24	
DIV. I NON-CONF.		14-19-0		.42424 178		0-0-0		218		215		208		.45612 210		21		21	
TOTALS		RPI 1-25		RPI 26-50		W-L RECORDS		RPI 51-100		RPI 101-150		RPI 150+							
23-30-0		0-3-0		0-0-0		OVERALL		1-6-0		1-9-0		21-12-0							
8-4-0		0-0-0		0-0-0		HOME		0-0-0		0-0-0		8-4-0							
3-16-0		0-2-0		0-0-0		AWAY		0-4-0		1-7-0		2-3-0							
12-10-0		0-1-0		0-0-0		NEUTRAL		1-2-0		0-2-0		11-5-0							
14-19-0		0-3-0		0-0-0		NON-CONFERENCE		1-6-0		0-4-0		13-6-0							
2-1-0		0-0-0		0-0-0		HOME		0-0-0		0-0-0		2-1-0							
0-8-0		0-2-0		0-0-		AWAY		0-4-0		0-2-0		0-0-0							
12-10-0		0-1-0		0-0-0		NEUTRAL		1-2-0		0-2-0		11-5-0							
9-11-0		0-0-0		0-0-0		CONFERENCE		0-0-0		1-5-0		8-6-0							
6-3-0		0-0-0		0-0-0		HOME		0-0-0		0-0-0		6-3-0							
3-8-0		0-0-0		0-0-0		AWAY		0-0-0		1-5-0		2-3-0							
0-0-0		0-0-0		0-0-0		NEUTRAL		0-0-0		0-0-0		0-0-0							
RPI	S	Opponent		Score		RPI	S	Opponent		Score		RPI	S	Opponent		Score			
3	A	Auburn		0	6			53	N	Central Mich.		0	1	102	A	Weber St.		4	8
3	A	Auburn		0	8			67	A	CSUN		0	8	102	A	Weber St.		0	2
13	N	James Madison		0	8			88	N	Southern Ill.		5	3	102	A	Weber St.		7	8
								92	N	Boise St.		3	6	104	N	Michigan St.		5	22
								97	A	Louisiana Tech		2	10	133	A	UC Davis		0	8
								98	A	Coastal Caro.		1	2	140	A	Montana		2	6
								98	A	Coastal Caro.		0	8	140	A	Montana		0	2
														140	A	Montana		5	3
														146	A	Loyola Marymount		1	9
														150	N	Princeton		0	6
														152	N	Missouri St.		5	4
														157	H	North Dakota St.		1	3
														171	N	UConn		4	0
														181	H	Sacramento St.		6	12
														181	H	Sacramento St.		4	1
														181	H	Sacramento St.		6	1
														185	N	UMass Lowell		2	10
														204	A	Idaho St.		4	0
														204	A	Idaho St.		6	5
														210	N	Samford		4	3
														214	N	Quinnipiac		2	3
														217	N	Eastern Mich.		4	1
														220	A	Northern Colo.		1	2
														220	A	Northern Colo.		1	16
														220	A	Northern Colo.		0	1
														224	H	Southern Utah		4	0
														224	H	Southern Utah		6	0

Non-Div. I Games:

North Dakota

RPI	S	Opponent	Score	
224	H	Southern Utah	5	8
229	N	Oakland	2	3
243	N	Saint Mary's (CA)	2	3
243	N	Saint Mary's (CA)	8	0
245	H	Portland St.	2	0
245	H	Portland St.	0	5
245	H	Portland St.	6	4
246	N	Incarnate Word	2	1
251	N	Yale	2	1
259	N	Bryant	9	2
261	H	South Dakota St.	4	3
261	H	South Dakota St.	6	0
263	N	Northern Ky.	3	6
263	N	Northern Ky.	8	1
277	N	Ark.-Pine Bluff	8	0
290	N	Hartford	9	0

North Dakota

N
o
r
t
h
D
a
k
o
t
a

N
o
r
t
h
D
a
k
o
t
a

Average RPI Win:	193	WON-LOST	WINNING	LAST 10	STRENGTH OF	OPP. STRENGTH	TEAM	ADJ	CONF.	ADJ CONF.					
Average RPI Loss:	148	RECORD	PCT. RANK	GAMES	SCHEDULE	OF SCHEDULE	RPI	RPI	RPI	RPI					
DIV. I ONLY		20-30-0	.4	205	3-7-0	226	198	221	.44456	222	25	25			
DIV. I NON-CONF.		9-23-0	.28125	245	0-2-0	146	174	230	.44022	230	25	25			
<hr/>															
TOTALS	RPI 1-25	RPI 26-50		W-L RECORDS		RPI 51-100		RPI 101-150		RPI 150+					
20-30-0	0-0-0	1-2-0		OVERALL		2-7-0		1-9-0		16-12-0					
5-4-0	0-0-0	0-0-0		HOME		0-0-0		0-0-0		5-4-0					
5-13-0	0-0-0	0-2-0		AWAY		1-6-0		0-2-0		4-3-0					
10-13-0	0-0-0	1-0-0		NEUTRAL		1-1-0		1-7-0		7-5-0					
9-23-0	0-0-0	1-2-0		NON-CONFERENCE		2-7-0		1-9-0		5-5-0					
0-0-0	0-0-0	0-0-0		HOME		0-0-0		0-0-0		0-0-0					
2-10-0	0-0-0	0-0-		AWAY		1-6-0		0-2-0		1-0-0					
7-13-0	0-0-0	1-0-0		NEUTRAL		1-1-0		1-7-0		4-5-0					
11-7-0	0-0-0	0-0-0		CONFERENCE		0-0-0		0-0-0		11-7-0					
5-4-0	0-0-0	0-0-0		HOME		0-0-0		0-0-0		5-4-0					
3-3-0	0-0-0	0-0-0		AWAY		0-0-0		0-0-0		3-3-0					
3-0-0	0-0-0	0-0-0		NEUTRAL		0-0-0		0-0-0		3-0-0					
<hr/>															
RPI	S	Opponent	Score	RPI	S	Opponent	Score	RPI	S	Opponent	Score				
				32	A	Missouri	2 10	73	A	Murray St.	1 2	106	N	La.-Monroe	0 1
				32	A	Missouri	5 6	73	A	Murray St.	1 5	109	N	Belmont	8 9
				50	N	Lipscomb	3 1	73	N	Murray St.	3 4	109	N	Belmont	4 5
								82	A	UT Martin	3 4	113	N	Indiana	0 1
								82	A	UT Martin	1 4	125	N	Miami (OH)	3 4
								87	N	Northern Ill.	2 1	138	A	Iowa St.	6 10
								88	A	Southern Ill.	2 3	141	A	Iowa	1 3
								94	A	Western Ky.	1 4	141	N	Ill.-Chicago	4 6
								96	A	Memphis	4 2	141	N	Ill.-Chicago	1 0
												149	N	Loyola Chicago	2 3
												157	H	North Dakota St.	3 11
												157	H	North Dakota St.	1 0
												157	H	North Dakota St.	4 5
												174	A	Central Ark.	6 3
												176	N	Butler	7 6
												190	N	Omaha	4 1
												190	N	Omaha	5 1
												190	N	Omaha	5 3
												195	H	South Dakota	9 4
												195	H	South Dakota	4 15
												195	H	South Dakota	9 8
				LAST 10 GAMES								210	N	Samford	4 8
				261	A	South Dakota St.	3 2	157	H	North Dakota St.	4 5	210	N	Samford	0 6
				261	A	South Dakota St.	5 6	157	H	North Dakota St.	3 11	218	H	IUPUI	6 1
				261	A	South Dakota St.	3 4	157	H	North Dakota St.	1 0	218	H	IUPUI	11 6
				138	A	Iowa St.	6 10	218	H	IUPUI	5 10	218	H	IUPUI	5 10
				141	A	Iowa	1 3	218	H	IUPUI	11 6	229	N	Oakland	2 0

Non-Div. I Games:

Western Ill.

Western Ill.

Western Ill.

Western Ill.

Average RPI Win:	208	WON-LOST RECORD	WINNING PCT. RANK	LAST 10 GAMES	STRENGTH OF SCHEDULE	OPP. STRENGTH OF SCHEDULE	TEAM RPI	ADJ RPI	CONF. RPI	ADJ CONF. RPI					
DIV. I ONLY		17-28-0	.37778	224	5-5-0	197	228	224	.44313	223	22	23			
DIV. I NON-CONF.		11-17-0	.39286	191	1-1-0	199	244	214	.45236	215	22	22			
<hr/>															
TOTALS	RPI 1-25	RPI 26-50		W-L RECORDS		RPI 51-100		RPI 101-150		RPI 150+					
17-28-0	0-0-0	0-2-0		OVERALL		3-4-0		0-6-0		14-16-0					
8-6-0	0-0-0	0-0-0		HOME		2-0-0		0-3-0		6-3-0					
5-17-0	0-0-0	0-2-0		AWAY		1-2-0		0-2-0		4-9-0					
4-5-0	0-0-0	0-0-0		NEUTRAL		0-2-0		0-0-0		4-3-0					
<hr/>															
11-17-0	0-0-0	0-2-0		NON-CONFERENCE		3-4-0		0-0-0		8-11-0					
5-1-0	0-0-0	0-0-0		HOME		2-0-0		0-0-0		3-1-0					
2-11-0	0-0-0	0-0-		AWAY		1-2-0		0-0-0		1-7-0					
4-5-0	0-0-0	0-0-0		NEUTRAL		0-2-0		0-0-0		4-3-0					
<hr/>															
6-11-0	0-0-0	0-0-0		CONFERENCE		0-0-0		0-6-0		6-5-0					
3-5-0	0-0-0	0-0-0		HOME		0-0-0		0-3-0		3-2-0					
3-6-0	0-0-0	0-0-0		AWAY		0-0-0		0-3-0		3-3-0					
0-0-0	0-0-0	0-0-0		NEUTRAL		0-0-0		0-0-0		0-0-0					
<hr/>															
RPI	S	Opponent	Score	RPI	S	Opponent	Score	RPI	S	Opponent	Score				
				41	A	USC Upstate	0 4	62	N	Ohio	0 2	124	A	UNCG	0 6
				41	A	USC Upstate	1 2	62	N	Ohio	0 10	124	A	UNCG	2 10
								79	A	Col. of Charleston	0 8	124	A	UNCG	3 7
								79	A	Col. of Charleston	7 8	147	H	Furman	6 7
								81	A	North Florida	4 2	147	H	Furman	2 4
								100	H	Charlotte	9 7	147	H	Furman	2 5
								100	H	Charlotte	5 1	153	A	Winthrop	3 4
												153	A	Winthrop	4 8
												160	H	Virginia Tech	6 5
												160	H	Virginia Tech	0 7
												161	A	Radford	4 5
												161	A	Radford	0 3
												167	A	Mercer	1 4
												167	A	Mercer	4 3
												167	A	Mercer	0 5
												172	N	Toledo	2 4
												188	H	ETSU	1 3
												188	H	ETSU	8 3
												207	N	Albany (NY)	0 1
												210	H	Samford	4 7
												210	H	Samford	8 6
												210	H	Samford	5 1
				LAST 10 GAMES								219	N	La Salle	13 2
				210	H	Samford	8 6	167	A	Mercer	1 4	219	N	La Salle	6 7
				210	H	Samford	4 7	160	H	Virginia Tech	6 5	225	A	Presbyterian	3 11
				210	H	Samford	5 1	160	H	Virginia Tech	0 7	225	A	Presbyterian	3 2
				167	A	Mercer	0 5	188	H	ETSU	1 3	236	A	Bethune-Cookman	5 6
				167	A	Mercer	4 3	188	H	ETSU	8 3				

Non-Div. I Games:

Western Caro.

RPI	S	Opponent	Score	
236	A	Bethune-Cookman	5	7
255	N	Delaware St.	3	1
256	A	Chattanooga	4	7
256	A	Chattanooga	11	2
256	A	Chattanooga	6	2
269	N	Mt. St. Mary's	8	3
276	H	N.C. A&T	6	2
276	H	N.C. A&T	4	0
293	N	Howard	14	0

Western Caro.

W
e
s
t
e
r
n
C
a
r
o
.

W
e
s
t
e
r
n
C
a
r
o
.

S
o
u
t
h
e
r
n
U
t
a
h

Southern Utah

RPI	S	Opponent	Score	
221	A	North Dakota	0	4
245	A	Portland St.	7	2
245	A	Portland St.	1	10
245	A	Portland St.	6	4
247	N	CSU Bakersfield	7	3

Southern Utah

S
o
u
t
h
e
r
n
U
t
a
h

S
o
u
t
h
e
r
n
U
t
a
h

Average RPI Win:		212	WON-LOST RECORD		WINNING PCT. RANK		LAST 10 GAMES		STRENGTH OF SCHEDULE		OPP. STRENGTH OF SCHEDULE		TEAM RPI		ADJ RPI		CONF. RPI		ADJ CONF. RPI			
DIV. I ONLY			18-32-0		.36		234		212		192		229		.44103		225		18		18	
DIV. I NON-CONF.			11-18-0		.37931		204		234		207		229		.44415		225		18		18	
TOTALS		RPI 1-25		RPI 26-50		W-L RECORDS		RPI 51-100		RPI 101-150		RPI 150+										
18-32-0		0-4-0		0-2-0		OVERALL		1-6-0		4-4-0		13-16-0										
8-10-0		0-0-0		0-0-0		HOME		0-0-0		1-2-0		7-8-0										
4-16-0		0-4-0		0-1-0		AWAY		0-4-0		3-2-0		1-5-0										
6-6-0		0-0-0		0-1-0		NEUTRAL		1-2-0		0-0-0		5-3-0										
11-18-0		0-4-0		0-2-0		NON-CONFERENCE		1-3-0		1-1-0		9-8-0										
3-3-0		0-0-0		0-0-0		HOME		0-0-0		0-0-0		3-3-0										
2-9-0		0-4-0		0-0-		AWAY		0-1-0		1-1-0		1-2-0										
6-6-0		0-0-0		0-1-0		NEUTRAL		1-2-0		0-0-0		5-3-0										
7-14-0		0-0-0		0-0-0		CONFERENCE		0-3-0		3-3-0		4-8-0										
5-7-0		0-0-0		0-0-0		HOME		0-0-0		1-2-0		4-5-0										
2-7-0		0-0-0		0-0-0		AWAY		0-3-0		2-1-0		0-3-0										
0-0-0		0-0-0		0-0-0		NEUTRAL		0-0-0		0-0-0		0-0-0										
RPI	S	Opponent		Score		RPI	S	Opponent		Score		RPI	S	Opponent		Score						
22	A	South Carolina		0	8	26	N	Marshall		1	8	62	N	Ohio		0	3					
22	A	South Carolina		0	14	41	A	USC Upstate		0	4	85	A	Liberty		0	4					
25	A	Georgia		1	10							85	A	Liberty		0	8					
25	A	Georgia		0	8							85	A	Liberty		0	8					
												92	N	Boise St.		0	11					
												93	A	Elon		2	7					
												100	N	Charlotte		3	2					
														145 H Campbell		4	8					
														147 A Furman		5	4					
														151 N Eastern Ky.		2	4					
														153 A Winthrop		2	6					
														153 A Winthrop		3	7					
														153 A Winthrop		1	9					
														161 H Radford		1	2					
														161 H Radford		0	1					
														161 H Radford		4	3					
														164 N Iona		5	8					
														164 N Iona		3	5					
														186 H Charleston So.		7	6					
														186 H Charleston So.		4	1					
														186 H Charleston So.		5	6					
														188 A ETSU		2	3					
														188 A ETSU		4	5					
														200 H Youngstown St.		4	3					
														200 H Youngstown St.		2	4					
														223 H Western Caro.		2	3					
														223 H Western Caro.		11	3					
														227 H Appalachian St.		1	4					
LAST 10 GAMES																						
						238	H	Gardner-Webb		0	2	161	H	Radford		1	2					
						238	H	Gardner-Webb		4	10	143	A	Longwood		4	0					
						238	H	Gardner-Webb		7	5	143	A	Longwood		2	0					
						161	H	Radford		0	1	143	A	Longwood		0	2					
						161	H	Radford		4	3	85	A	Liberty		0	8					

Non-Div. I Games:

Presbyterian

RPI	S	Opponent	Score	
227	H	Appalachian St.	4	3
238	H	Gardner-Webb	4	10
238	H	Gardner-Webb	7	5
238	H	Gardner-Webb	0	2
255	N	Delaware St.	10	2
284	N	Fairleigh Dickinson	12	5
288	N	UMES	4	2
294	A	South Carolina St.	6	5
294	N	South Carolina St.	8	3
294	N	South Carolina St.	7	0

Presbyterian

P
r
e
s
b
y
t
e
r
i
a
n

P
r
e
s
b
y
t
e
r
i
a
n

Average RPI Win: 214		WON-LOST	WINNING	LAST 10	STRENGTH OF		OPP. STRENGTH	TEAM	ADJ		CONF.	ADJ CONF.
Average RPI Loss: 156		RECORD	PCT. RANK	GAMES	SCHEDULE		OF SCHEDULE	RPI	RPI		RPI	RPI
DIV. I ONLY		21-31-0	.40385	203	5-5-0		227	220	224		.44053	226
DIV. I NON-CONF.		9-20-0	.31034	235	1-0-0		250	221	254		.41523	254
TOTALS		RPI 1-25	RPI 26-50		W-L RECORDS		RPI 51-100		RPI 101-150		RPI 150+	
21-31-0		0-0-0	1-2-0		OVERALL		0-2-0		2-10-0		18-17-0	
14-14-0		0-0-0	1-2-0		HOME		0-0-0		2-5-0		11-7-0	
6-12-0		0-0-0	0-0-0		AWAY		0-0-0		0-5-0		6-7-0	
1-5-0		0-0-0	0-0-0		NEUTRAL		0-2-0		0-0-0		1-3-0	
9-20-0		0-0-0	0-0-0		NON-CONFERENCE		0-2-0		2-10-0		7-8-0	
7-9-0		0-0-0	0-0-0		HOME		0-0-0		2-5-0		5-4-0	
1-6-0		0-0-0	0-0-		AWAY		0-0-0		0-5-0		1-1-0	
1-5-0		0-0-0	0-0-0		NEUTRAL		0-2-0		0-0-0		1-3-0	
12-11-0		0-0-0	1-2-0		CONFERENCE		0-0-0		0-0-0		11-9-0	
7-5-0		0-0-0	1-2-0		HOME		0-0-0		0-0-0		6-3-0	
5-6-0		0-0-0	0-0-0		AWAY		0-0-0		0-0-0		5-6-0	
0-0-0		0-0-0	0-0-0		NEUTRAL		0-0-0		0-0-0		0-0-0	
RPI S	Opponent	Score	RPI S	Opponent	Score	RPI S	Opponent	Score	RPI S	Opponent	Score	
			48 H	Fordham	3 5	79 N	Col. of Charleston	0 8	110 H	North Carolina St.	0 4	
			48 H	Fordham	2 1	79 N	Col. of Charleston	4 7	111 A	Stetson	4 6	
			48 H	Fordham	2 5				111 A	Stetson	0 4	
									120 A	Jacksonville	1 4	
									120 A	Jacksonville	2 10	
									120 A	Jacksonville	1 8	
									121 H	Army West Point	1 12	
									121 H	Army West Point	5 6	
									127 H	Virginia	2 7	
									127 H	Virginia	6 2	
									144 H	Towson	6 5	
									144 H	Towson	1 3	
									162 H	Saint Joseph's	4 6	
									162 H	Saint Joseph's	3 1	
									162 H	Saint Joseph's	0 6	
									170 A	Dayton	6 5	
									170 A	Dayton	0 6	
									170 A	Dayton	3 2	
									175 A	George Washington	5 9	
									175 A	George Washington	0 3	
									181 A	Saint Louis	0 8	
									181 A	Saint Louis	1 2	
									181 A	Saint Louis	4 6	
									194 H	Akron	0 8	
									213 H	Fairfield	0 3	
									213 H	Fairfield	4 6	
									215 H	Hampton	4 3	
			LAST 10 GAMES									
			162 H	Saint Joseph's	0 6	181 A	Saint Louis	4 6				
			162 H	Saint Joseph's	4 6	240 H	Georgetown	2 1				
			162 H	Saint Joseph's	3 1	273 H	St. Bonaventure	8 0				
			181 A	Saint Louis	1 2	273 H	St. Bonaventure	4 2				
			181 A	Saint Louis	0 8	273 H	St. Bonaventure	7 1				

Non-Div. I Games:

George Mason

RPI	S	Opponent	Score	
215	H	Hampton	4	0
219	H	La Salle	2	0
219	H	La Salle	0	9
219	H	La Salle	4	0
227	N	Appalachian St.	1	2
230	H	Columbia	0	3
230	N	Columbia	8	9
230	N	Columbia	5	6
230	N	Columbia	10	0
236	A	Bethune-Cookman	2	4
236	A	Bethune-Cookman	3	1
240	H	Georgetown	2	1
249	A	Rhode Island	4	1
249	A	Rhode Island	5	2
249	A	Rhode Island	6	1
257	H	Cornell	5	3
273	H	St. Bonaventure	4	2
273	H	St. Bonaventure	7	1
273	H	St. Bonaventure	8	0
274	H	Buffalo	2	1

George Mason

G
e
o
r
g
e
M
a
s
o
n

G
e
o
r
g
e
M
a
s
o
n

Average RPI Win: 223		WON-LOST RECORD		WINNING PCT. RANK		LAST 10 GAMES		STRENGTH OF SCHEDULE		OPP. STRENGTH OF SCHEDULE		TEAM RPI		ADJ RPI		CONF. RPI		ADJ CONF. RPI	
DIV. I ONLY		14-34-0		.29167 263		2-8-0		137		176		226		.44034 227		7		8	
DIV. I NON-CONF.		12-12-0		.5 132		0-0-0		237		284		199		.4605 204		9		9	
TOTALS		RPI 1-25		RPI 26-50		W-L RECORDS		RPI 51-100		RPI 101-150		RPI 150+							
14-34-0		0-0-0		0-5-0		OVERALL		2-14-0		2-12-0		10-3-0							
3-10-0		0-0-0		0-2-0		HOME		2-4-0		1-4-0		0-0-0							
4-19-0		0-0-0		0-2-0		AWAY		0-5-0		1-7-0		3-1-0							
7-5-0		0-0-0		0-0-0		NEUTRAL		0-3-0		0-0-0		7-2-0							
12-12-0		0-0-0		0-2-0		NON-CONFERENCE		0-4-0		2-3-0		10-3-0							
1-3-0		0-0-0		0-2-0		HOME		0-0-0		1-1-0		0-0-0							
4-4-0		0-0-0		0-0-		AWAY		0-1-0		1-2-0		3-1-0							
7-5-0		0-0-0		0-0-0		NEUTRAL		0-3-0		0-0-0		7-2-0							
2-22-0		0-0-0		0-3-0		CONFERENCE		2-10-0		0-9-0		0-0-0							
2-7-0		0-0-0		0-0-0		HOME		2-4-0		0-3-0		0-0-0							
0-15-0		0-0-0		0-3-0		AWAY		0-6-0		0-6-0		0-0-0							
0-0-0		0-0-0		0-0-0		NEUTRAL		0-0-0		0-0-0		0-0-0							
RPI	S	Opponent	Score	RPI	S	Opponent	Score	RPI	S	Opponent	Score	RPI	S	Opponent	Score				
				29	A	Texas St.	0 11	56	H	South Ala.	3 5	106	A	La.-Monroe	0 2				
				29	A	Texas St.	1 9	56	H	South Ala.	0 4	106	A	La.-Monroe	1 5				
				29	A	Texas St.	1 4	56	H	South Ala.	3 5	106	A	La.-Monroe	1 2				
				41	H	USC Upstate	1 12	57	A	Georgia St.	2 12	112	H	Ga. Southern	2 11				
				41	H	USC Upstate	2 4	57	A	Georgia St.	4 9	112	H	Ga. Southern	0 2				
								57	A	Georgia St.	3 5	112	H	Ga. Southern	1 10				
								79	N	Col. of Charleston	1 12	119	A	Troy	6 7				
								84	H	UT Arlington	2 0	119	A	Troy	0 5				
								84	H	UT Arlington	3 14	119	A	Troy	3 8				
								84	H	UT Arlington	3 2	120	A	Jacksonville	3 5				
								90	N	North Texas	3 7	120	A	Jacksonville	0 4				
								90	N	North Texas	0 1	124	H	UNCG	9 11				
								95	A	UNCW	2 14	124	H	UNCG	2 1				
								98	A	Coastal Caro.	2 5	145	A	Campbell	5 2				
								98	A	Coastal Caro.	1 5	225	A	Presbyterian	4 1				
								98	A	Coastal Caro.	2 3	225	A	Presbyterian	3 4				
												226	N	George Mason	2 1				
												272	N	UMBC	10 3				
												272	N	UMBC	0 1				
												272	N	UMBC	9 2				
												272	N	UMBC	5 3				
												276	A	N.C. A&T	11 3				
												276	A	N.C. A&T	3 2				
												283	N	Norfolk St.	1 3				
												283	N	Norfolk St.	10 0				
												289	N	Rider	7 1				
												293	N	Howard	11 0				

Non-Div. I Games:

Appalachian St.

[illegible]

Non-Div. I Games:

Siena

RPI	S	Opponent	Score	
239	N	UTEP	2	10
241	H	Sacred Heart	7	3
241	H	Sacred Heart	7	0
257	A	Cornell	3	12
257	A	Cornell	6	4
258	N	Robert Morris	3	2
258	N	Robert Morris	9	8
258	N	Robert Morris	0	8
264	H	Canisius	3	4
264	H	Canisius	6	0
272	A	UMBC	3	4
272	A	UMBC	2	6
289	H	Rider	8	0
289	H	Rider	7	3
291	A	Saint Peter's	8	0
291	A	Saint Peter's	6	3

Siena

Oakland

Oakland

RPI	S	Opponent	Score	
244	A	Detroit Mercy	0	2
244	A	Detroit Mercy	2	1
252	N	Morgan St.	7	4
263	N	Northern Ky.	3	5
263	N	Northern Ky.	7	3
263	N	Northern Ky.	7	2
274	N	Buffalo	2	0
280	N	Green Bay	3	2
280	N	Green Bay	11	3
280	N	Green Bay	4	3
281	N	Cleveland St.	5	1
281	N	Cleveland St.	6	4
281	N	Cleveland St.	14	1

Oakland

O
a
k
l
a
n
d

O
a
k
l
a
n
d

Average RPI Win:	230	WON-LOST	WINNING	LAST 10	STRENGTH OF	OPP. STRENGTH	TEAM	ADJ	CONF.	ADJ CONF.	
Average RPI Loss:	176	RECORD	PCT. RANK	GAMES	SCHEDULE	OF SCHEDULE	RPI	RPI	RPI	RPI	
DIV. I ONLY	20-28-0	.41667	192	2-8-0	239	258	233	.43838	230	26	26
DIV. I NON-CONF.	12-16-0	.42857	174	1-1-0	241	271	224	.44838	220	27	26
<hr/>											
TOTALS	RPI 1-25	RPI 26-50		W-L RECORDS		RPI 51-100		RPI 101-150		RPI 150+	
20-28-0	0-0-0	0-0-0		OVERALL		0-3-0		1-9-0		19-16-0	
11-5-0	0-0-0	0-0-0		HOME		0-0-0		0-0-0		11-5-0	
5-15-0	0-0-0	0-0-0		AWAY		0-2-0		1-6-0		4-7-0	
4-8-0	0-0-0	0-0-0		NEUTRAL		0-1-0		0-3-0		4-4-0	
12-16-0	0-0-0	0-0-0		NON-CONFERENCE		0-3-0		0-6-0		12-7-0	
5-1-0	0-0-0	0-0-0		HOME		0-0-0		0-0-0		5-1-0	
3-7-0	0-0-0	0-0-		AWAY		0-2-0		0-3-0		3-2-0	
4-8-0	0-0-0	0-0-0		NEUTRAL		0-1-0		0-3-0		4-4-0	
8-12-0	0-0-0	0-0-0		CONFERENCE		0-0-0		1-3-0		7-9-0	
6-4-0	0-0-0	0-0-0		HOME		0-0-0		0-0-0		6-4-0	
2-8-0	0-0-0	0-0-0		AWAY		0-0-0		1-3-0		1-5-0	
0-0-0	0-0-0	0-0-0		NEUTRAL		0-0-0		0-0-0		0-0-0	
RPI	S	Opponent	Score	RPI	S	Opponent	Score	RPI	S	Opponent	Score
						81 A North Florida	0 8			111 A Stetson	3 4
						81 A North Florida	0 8			120 A Jacksonville	1 7
						99 N Kent St.	2 3			120 A Jacksonville	7 8
										121 N Army West Point	0 8
										121 N Army West Point	4 8
										121 N Army West Point	2 3
										150 A Princeton	0 8
										150 A Princeton	5 6
										150 A Princeton	9 4
										150 A Princeton	6 9
										157 N North Dakota St.	7 6
										173 H Harvard	3 1
										173 H Harvard	6 5
										180 A Penn	2 5
										180 A Penn	1 2
										180 H Penn	3 11
										180 H Penn	0 1
										207 N Albany (NY)	4 5
										208 H Monmouth	5 1
										208 H Monmouth	9 1
										212 H Manhattan	0 6
										212 H Manhattan	10 2
										212 N Manhattan	1 9
										213 A Fairfield	1 2
										213 A Fairfield	2 4
										213 N Fairfield	5 9
										217 N Eastern Mich.	5 1
			</								

Non-Div. I Games:

Columbia

Columbia

colgate

Colgate

RPI	S	Opponent	Score	
251	N	Yale	18	2
253	H	Lafayette	11	5
253	H	Lafayette	0	8
253	H	Lafayette	1	2
256	N	Chattanooga	0	10
257	A	Cornell	4	4
257	A	Cornell	7	6

Colgate

C
o
l
g
a
t
e

C
o
l
g
a
t
e

Average RPI Win: 223		WON-LOST RECORD		WINNING PCT. RANK		LAST 10 GAMES		STRENGTH OF SCHEDULE		OPP. STRENGTH OF SCHEDULE		TEAM RPI		ADJ RPI		CONF. RPI		ADJ CONF. RPI	
DIV. I ONLY		15-24-0		.38462 219		6-4-0		202		252		227		.43649 232		27		27	
DIV. I NON-CONF.		7-16-0		.30435 239		2-2-0		123		259		226		.44025 229		26		28	
TOTALS		RPI 1-25		RPI 26-50		W-L RECORDS		RPI 51-100		RPI 101-150		RPI 150+							
15-24-0		0-2-0		0-0-0		OVERALL		0-5-0		0-1-0		15-16-0							
6-7-0		0-0-0		0-0-0		HOME		0-2-0		0-0-0		6-5-0							
7-10-0		0-2-0		0-0-0		AWAY		0-1-0		0-0-0		7-7-0							
2-7-0		0-0-0		0-0-0		NEUTRAL		0-2-0		0-1-0		2-4-0							
7-16-0		0-2-0		0-0-0		NON-CONFERENCE		0-3-0		0-1-0		7-10-0							
3-2-0		0-0-0		0-0-0		HOME		0-0-0		0-0-0		3-2-0							
2-7-0		0-2-0		0-0-		AWAY		0-1-0		0-0-0		2-4-0							
2-7-0		0-0-0		0-0-0		NEUTRAL		0-2-0		0-1-0		2-4-0							
8-8-0		0-0-0		0-0-0		CONFERENCE		0-2-0		0-0-0		8-6-0							
3-5-0		0-0-0		0-0-0		HOME		0-2-0		0-0-0		3-3-0							
5-3-0		0-0-0		0-0-0		AWAY		0-0-0		0-0-0		5-3-0							
0-0-0		0-0-0		0-0-0		NEUTRAL		0-0-0		0-0-0		0-0-0							
RPI	S	Opponent		Score		RPI	S	Opponent		Score		RPI	S	Opponent		Score			
25	A	Georgia		2	8							104	N	Michigan St.		5	11		
25	A	Georgia		2	5							59	H	Saint Francis (PA)		3	1		
												59	H	Saint Francis (PA)		1	5		
												95	N	UNCW		1	3		
												95	N	UNCW		0	8		
																0	10		
												176	N	Butler		6	3		
												180	N	Penn		2	0		
												189	A	LIU Brooklyn		3	1		
												189	A	LIU Brooklyn		0	2		
												193	N	Western Mich.		0	6		
												199	H	Seton Hall		13	5		
												207	H	Albany (NY)		9	1		
												207	H	Albany (NY)		1	8		
												212	A	Manhattan		5	2		
												212	A	Manhattan		6	9		
												216	A	Wagner		6	4		
												216	A	Wagner		3	0		
												219	N	La Salle		6	1		
												228	A	Siena		1	2		
												228	A	Siena		0	2		
												241	A	Sacred Heart		3	2		
												241	A	Sacred Heart		5	7		
												251	A	Yale		3	6		
												251	A	Yale		4	5		
												258	H	Robert Morris		1	3		
												258	H	Robert Morris		4	1		
												259	H	Bryant		2	3		
												259	H	Bryant		5	8		
												261	N	South Dakota St.					
LAST 10 GAMES																			
284 H Fairleigh Dickinson						8	0	156 H Boston U.						3	1	258 H Robert Morris			
284 H Fairleigh Dickinson						10	0	59 H Saint Francis (PA)						2	9	258 H Robert Morris			
189 A LIU Brooklyn						2	0	59 H Saint Francis (PA)						1	3	259 H Bryant			
189 A LIU Brooklyn						3	1	199 H Seton Hall						0	6	259 H Bryant			
156 H Boston U.						1	5	212 A Manhattan						5	2	261 N South Dakota St.			

Non-Div. I Games:

Central Conn. St.

RPI	S	Opponent	Score	
264	N	Canisius	1	3
269	A	Mt. St. Mary's	0	1
269	A	Mt. St. Mary's	11	1
284	H	Fairleigh Dickinson	8	0
284	H	Fairleigh Dickinson	10	0

Central Conn. St.
.
S
t
.

C
e
n
t
r
a
l
C
o
n
n
.
S
t
.

Average RPI Win: 229		WON-LOST	WINNING	LAST 10	STRENGTH OF		OPP. STRENGTH	TEAM	ADJ	CONF.	ADJ CONF.
Average RPI Loss: 141		RECORD	PCT. RANK	GAMES	SCHEDULE		OF SCHEDULE	RPI	RPI	RPI	RPI
DIV. I ONLY		17-26-0	.39535	212	4-6-0		235	230	231	.43545	233
DIV. I NON-CONF.		8-6-0	.57143	101	0-0-0		211	285	159	.48464	169
TOTALS		RPI 1-25	RPI 26-50		W-L RECORDS		RPI 51-100		RPI 101-150		RPI 150+
17-26-0	0-0-0	0-2-0		OVERALL		0-3-0		0-10-0		17-11-0	
7-11-0	0-0-0	0-0-0		HOME		0-0-0		0-3-0		7-8-0	
6-13-0	0-0-0	0-1-0		AWAY		0-3-0		0-6-0		6-3-0	
4-2-0	0-0-0	0-1-0		NEUTRAL		0-0-0		0-1-0		4-0-0	
8-6-0	0-0-0	0-1-0		NON-CONFERENCE		0-3-0		0-1-0		8-1-0	
2-1-0	0-0-0	0-0-0		HOME		0-0-0		0-0-0		2-1-0	
2-3-0	0-0-0	0-0-		AWAY		0-3-0		0-0-0		2-0-0	
4-2-0	0-0-0	0-1-0		NEUTRAL		0-0-0		0-1-0		4-0-0	
9-20-0	0-0-0	0-1-0		CONFERENCE		0-0-0		0-9-0		9-10-0	
5-10-0	0-0-0	0-0-0		HOME		0-0-0		0-3-0		5-7-0	
4-10-0	0-0-0	0-1-0		AWAY		0-0-0		0-6-0		4-3-0	
0-0-0	0-0-0	0-0-0		NEUTRAL		0-0-0		0-0-0		0-0-0	
RPI S	Opponent	Score	RPI S	Opponent	Score	RPI S	Opponent	Score	RPI S	Opponent	Score
			39 N	Jacksonville St.	2 10	56 A	South Ala.	1 6	106 N	La.-Monroe	3 4
			49 A	McNeese	0 8	80 A	Houston	1 3	107 A	Nicholls St.	1 5
						84 A	UT Arlington	1 9	107 A	Nicholls St.	1 6
									107 A	Nicholls St.	0 8
									116 A	Lamar University	2 10
									116 A	Lamar University	6 12
									116 A	Lamar University	2 4
									126 H	Abilene Christian	0 10
									126 H	Abilene Christian	5 6
									126 H	Abilene Christian	1 8
									158 H	Southeastern La.	2 3
									158 H	Southeastern La.	4 8
									158 H	Southeastern La.	3 2
									159 A	UTSA	5 3
									166 H	Northwestern St.	8 0
									166 H	Northwestern St.	1 2
									166 H	Northwestern St.	8 3
									174 A	Central Ark.	6 5
									184 H	Sam Houston St.	0 3
									184 H	Sam Houston St.	4 11
									184 H	Sam Houston St.	2 3
									192 A	SFA	6 8
									192 A	SFA	0 2
									192 A	SFA	3 1
									222 N	Western Ill.	10 9
									246 H	Incarnate Word	3 4
									246 H	Incarnate Word	3 2
LAST 10 GAMES			184 H	Sam Houston St.	2 3	166 H	Northwestern St.	8 3			
			184 H	Sam Houston St.	4 11	262 A	A&M-Corpus Christi	1 4			
			184 H	Sam Houston St.	0 3	262 A	A&M-Corpus Christi	6 4			
			166 H	Northwestern St.	1 2	262 A	A&M-Corpus Christi	6 0			
			166 H	Northwestern St.	8 0	192 A	SFA	0 2			

Non-Div. I Games:

Houston Baptist

RPI	S	Opponent	Score	
246	H	Incarnate Word	4	0
260	N	Alabama St.	10	3
260	N	Alabama St.	8	3
262	A	A&M-Corpus Christi	6	4
262	A	A&M-Corpus Christi	1	4
262	A	A&M-Corpus Christi	6	0
277	N	Ark.-Pine Bluff	12	4
278	H	Prairie View	6	0
278	H	Prairie View	3	9
282	A	Texas Southern	4	3
282	H	Texas Southern	6	3

Houston Baptist

H
o
u
s
t
o
n
B
a
p
t
i
s
t

H
o
u
s
t
o
n
B
a
p
t
i
s
t

Average RPI Win: 258		WON-LOST	WINNING	LAST 10	STRENGTH OF		OPP. STRENGTH	TEAM	ADJ		CONF.	ADJ CONF.
Average RPI Loss: 101		RECORD	PCT. RANK	GAMES	SCHEDULE		OF SCHEDULE	RPI	RPI		RPI	RPI
DIV. I ONLY		18-29-1	.38542	218	5-5-0		246	181	234		.43502	234
DIV. I NON-CONF.		3-27-1	.1129	279	0-3-0		47	16	232		.4366	234
TOTALS		RPI 1-25	RPI 26-50		W-L RECORDS		RPI 51-100		RPI 101-150		RPI 150+	
18-29-1		0-6-0	0-4-0		OVERALL		0-7-0		1-4-0		17-8-1	
6-2-0		0-0-0	0-0-0		HOME		0-0-0		1-1-0		5-1-0	
9-10-0		0-3-0	0-0-0		AWAY		0-5-0		0-0-0		9-2-0	
3-17-1		0-3-0	0-4-0		NEUTRAL		0-2-0		0-3-0		3-5-1	
3-27-1		0-6-0	0-4-0		NON-CONFERENCE		0-7-0		1-4-0		2-6-1	
1-1-0		0-0-0	0-0-0		HOME		0-0-0		1-1-0		0-0-0	
1-9-0		0-3-0	0-0-		AWAY		0-5-0		0-0-0		1-1-0	
1-17-1		0-3-0	0-4-0		NEUTRAL		0-2-0		0-3-0		1-5-1	
15-2-0		0-0-0	0-0-0		CONFERENCE		0-0-0		0-0-0		15-2-0	
5-1-0		0-0-0	0-0-0		HOME		0-0-0		0-0-0		5-1-0	
8-1-0		0-0-0	0-0-0		AWAY		0-0-0		0-0-0		8-1-0	
2-0-0		0-0-0	0-0-0		NEUTRAL		0-0-0		0-0-0		2-0-0	
RPI S	Opponent	Score	RPI S	Opponent	Score	RPI S	Opponent	Score	RPI S	Opponent	Score	
1 A	Florida	1 8	30 N	Arkansas	0 5	52 A	South Fla.	3 4	119 H	Troy	0 4	
1 A	Florida	0 7	30 N	Arkansas	0 9	54 A	Fla. Atlantic	1 9	119 H	Troy	6 5	
7 A	Florida St.	0 5	43 N	FIU	1 12	60 N	Pittsburgh	2 5	121 N	Army West Point	0 3	
17 N	Kentucky	2 4	43 N	FIU	0 8	63 A	UCF	2 10	147 N	Furman	1 3	
17 N	Kentucky	0 2				63 A	UCF	1 2	147 N	Furman	0 4	
17 N	Kentucky	0 3				81 A	North Florida	8 9	166 N	Northwestern St.	3 3	
						90 N	North Texas	2 6	167 A	Mercer	7 8	
									167 A	Mercer	9 6	
									171 N	UConn	0 6	
									177 N	Maryland	5 1	
									191 N	Rutgers	5 7	
									207 N	Albany (NY)	6 7	
									231 N	Colgate	9 10	
									236 A	Bethune-Cookman	9 5	
									236 A	Bethune-Cookman	5 6	
									236 A	Bethune-Cookman	13 7	
									251 N	Yale	6 7	
									276 A	N.C. A&T	5 2	
									276 A	N.C. A&T	2 0	
									276 A	N.C. A&T	9 7	
									279 H	N.C. Central	7 0	
									279 H	N.C. Central	5 0	
									279 H	N.C. Central	2 1	
									285 H	Savannah St.	1 0	
									285 H	Savannah St.	5 2	
									285 H	Savannah St.	5 7	
									293 N	Howard	10 1	
LAST 10 GAMES			LAST 10 GAMES			LAST 10 GAMES			LAST 10 GAMES			
1 A	Florida	0 7	81 A	North Florida	8 9	1 A	Florida	0 7	81 A	North Florida	8 9	
90 N	North Texas	2 6	285 H	Savannah St.	5 2	90 N	North Texas	2 6	285 H	Savannah St.	5 2	
236 A	Bethune-Cookman	13 7	285 H	Savannah St.	5 7	236 A	Bethune-Cookman	13 7	285 H	Savannah St.	5 2	
236 A	Bethune-Cookman	9 5	285 H	Savannah St.	1 0	236 A	Bethune-Cookman	9 5	285 H	Savannah St.	5 7	
236 A	Bethune-Cookman	5 6	276 A	N.C. A&T	2 0	236 A	Bethune-Cookman	5 6	276 A	N.C. A&T	2 0	

Non-Div. I Games:

Florida A&M

RPI	S	Opponent	Score	
293	N	Howard	8	1
294	A	South Carolina St.	20	3
294	A	South Carolina St.	14	1
294	A	South Carolina St.	15	0

Florida A&M

F
l
o
r
i
d
a
A
&
M

F
l
o
r
i
d
a
A
&
M

[illegible]

Non-Div. I Games:

Santa Clara

Santa Clara

Average RPI Win:		246	WON-LOST RECORD		WINNING PCT. RANK	LAST 10 GAMES		STRENGTH OF SCHEDULE		OPP. STRENGTH OF SCHEDULE	TEAM RPI	ADJ RPI	CONF. RPI	ADJ CONF. RPI			
Average RPI Loss:		123															
DIV. I ONLY			21-31-0		.40385	203	5-5-0		257		211	238	.43271	236	31	31	
DIV. I NON-CONF.			10-27-0		.27027	249	1-3-0		134		84	222	.44718	222	31	31	
TOTALS		RPI 1-25		RPI 26-50		W-L RECORDS		RPI 51-100		RPI 101-150		RPI 150+					
21-31-0		0-3-0		0-4-0		OVERALL		1-6-0		0-7-0		20-11-0					
11-9-0		0-0-0		0-1-0		HOME		1-3-0		0-0-0		10-5-0					
6-3-0		0-1-0		0-0-0		AWAY		0-1-0		0-1-0		6-0-0					
4-19-0		0-2-0		0-3-0		NEUTRAL		0-2-0		0-6-0		4-6-0					
10-27-0		0-3-0		0-4-0		NON-CONFERENCE		1-6-0		0-7-0		9-7-0					
6-5-0		0-0-0		0-1-0		HOME		1-3-0		0-0-0		5-1-0					
0-3-0		0-1-0		0-0-		AWAY		0-1-0		0-1-0		0-0-0					
4-19-0		0-2-0		0-3-0		NEUTRAL		0-2-0		0-6-0		4-6-0					
11-4-0		0-0-0		0-0-0		CONFERENCE		0-0-0		0-0-0		11-4-0					
5-4-0		0-0-0		0-0-0		HOME		0-0-0		0-0-0		5-4-0					
6-0-0		0-0-0		0-0-0		AWAY		0-0-0		0-0-0		6-0-0					
0-0-0		0-0-0		0-0-0		NEUTRAL		0-0-0		0-0-0		0-0-0					
RPI	S	Opponent		Score		RPI	S	Opponent		Score		RPI	S	Opponent		Score	
1	A	Florida		7	15	26	N	Marshall		2	10	54	A	Fla. Atlantic		0	15
15	N	LSU		1	12	27	N	Illinois		5	13	63	H	UCF		1	6
21	N	Michigan		4	13	33	N	Texas		1	9	63	H	UCF		4	5
						35	H	Ohio St.		1	2	66	N	St. John's (NY)		0	1
												81	H	North Florida		0	8
												81	H	North Florida		2	1
												83	N	Stanford		3	4

Non-Div. I Games:

Bethune-Cookman

RPI	S	Opponent	Score	
276	H N.C.	A&T	3	4
276	H N.C.	A&T	9	2
279	A N.C.	Central	11	3
279	A N.C.	Central	6	0
279	A N.C.	Central	10	2
285	A Savannah St.		12	3
285	A Savannah St.		9	1
285	A Savannah St.		14	0
294	H South Carolina St.		10	2
294	H South Carolina St.		13	0
294	H South Carolina St.		9	3

Bethune-Cookman

B
e
t
h
u
n
e
-
C
o
o
k
m
a
n

B
e
t
h
u
n
e
-
C
o
o
k
m
a
n

Average RPI Win: 223		WON-LOST RECORD		WINNING PCT. RANK		LAST 10 GAMES		STRENGTH OF SCHEDULE		OPP. STRENGTH OF SCHEDULE		TEAM RPI		ADJ RPI		CONF. RPI		ADJ CONF. RPI	
DIV. I ONLY		11-28-1		.2875 265		3-7-0		166		215		240		.43261 237		26		26	
DIV. I NON-CONF.		1-18-1		.075 287		0-0-0		58		54		255		.41888 250		27		26	
TOTALS		RPI 1-25		RPI 26-50		W-L RECORDS		RPI 51-100		RPI 101-150		RPI 150+							
11-28-1		0-4-0		0-2-0		OVERALL		0-2-0		3-7-0		8-13-1							
8-2-0		0-0-0		0-0-0		HOME		0-0-0		2-0-0		6-2-0							
3-14-0		0-2-0		0-2-0		AWAY		0-0-0		1-1-0		2-8-0							
0-12-1		0-2-0		0-0-0		NEUTRAL		0-2-0		0-5-0		0-3-1							
1-18-1		0-4-0		0-2-0		NON-CONFERENCE		0-2-0		1-7-0		0-3-1							
0-0-0		0-0-0		0-0-0		HOME		0-0-0		0-0-0		0-0-0							
1-6-0		0-2-0		0-0-		AWAY		0-0-0		1-2-0		0-0-0							
0-12-1		0-2-0		0-0-0		NEUTRAL		0-2-0		0-5-0		0-3-1							
10-10-0		0-0-0		0-0-0		CONFERENCE		0-0-0		2-0-0		8-10-0							
8-2-0		0-0-0		0-0-0		HOME		0-0-0		2-0-0		6-2-0							
2-8-0		0-0-0		0-0-0		AWAY		0-0-0		0-0-0		2-8-0							
0-0-0		0-0-0		0-0-0		NEUTRAL		0-0-0		0-0-0		0-0-0							
RPI	S	Opponent		Score		RPI	S	Opponent		Score		RPI	S	Opponent		Score			
4	A	UCLA		2	4	46	A	Kennesaw St.		5	9	61	N	Cal Poly		1	2		
18	N	BYU		0	4	46	A	Kennesaw St.		0	9	61	N	Cal Poly		0	11		
18	N	BYU		1	5									108 N Pacific		5	14		
19	A	Louisiana		5	12									115 N DePaul		2	6		
														123 N Drake		2	3		
														128 A UC Riverside		5	2		
														135 N UAB		5	11		
														139 N Bradley		3	6		
														146 A Loyola Marymount		0	8		
														146 A Loyola Marymount		2	19		
														150 H Princeton		6	0		
														150 H Princeton		6	5		
														173 A Harvard		4	8		
														173 A Harvard		0	8		
														173 H Harvard		6	7		
														173 H Harvard		2	9		
														177 N Maryland		5	5		
														180 A Penn		8	5		
														180 A Penn		7	8		
														181 N Sacramento St.		1	9		
														194 N Akron		0	4		
														230 A Columbia		3	4		
														230 A Columbia		5	6		
								LAST 10 GAMES						251 A Yale		2	3		
								173 A Harvard		0	8			251 A Yale		3	6		
								173 A Harvard		4	8			251 A Yale		2	10		
								173 H Harvard		2	9			251 A Yale		6	3		
								173 H Harvard		6	7			257 H Cornell		9	8		
								251 A Yale		3	6			257 H Cornell		3	1		

Non-Div. I Games:

Dartmouth

RPI	S	Opponent	Score	
270	H	Brown	5	1
270	H	Brown	7	5
270	H	Brown	13	5
270	H	Brown	4	3
271	N	Mississippi Val.	5	13

Dartmouth

D
a
r
t
m
o
u
t
h

D
a
r
t
m
o
u
t
h

Average RPI Win: 209		WON-LOST RECORD		WINNING PCT. RANK		LAST 10 GAMES		STRENGTH OF SCHEDULE		OPP. STRENGTH OF SCHEDULE		TEAM RPI		ADJ RPI		CONF. RPI		ADJ CONF. RPI					
DIV. I ONLY		16-34-0		.32	253	4-6-0		188		206		237		.43245		238	18		18				
DIV. I NON-CONF.		8-21-0		.27586	248	1-3-0		209		228		249		.41962		249	18		18				
TOTALS		RPI 1-25		RPI 26-50		W-L RECORDS		RPI 51-100		RPI 101-150		RPI 150+											
16-34-0		0-2-0		0-2-0		OVERALL		1-10-0		1-9-0		14-11-0											
10-16-0		0-0-0		0-0-0		HOME		1-6-0		0-2-0		9-8-0											
6-14-0		0-2-0		0-2-0		AWAY		0-2-0		1-5-0		5-3-0											
0-4-0		0-0-0		0-0-0		NEUTRAL		0-2-0		0-2-0		0-0-0											
8-21-0		0-2-0		0-2-0		NON-CONFERENCE		1-7-0		0-4-0		7-6-0											
6-11-0		0-0-0		0-0-0		HOME		1-3-0		0-2-0		5-6-0											
2-6-0		0-2-0		0-0-		AWAY		0-2-0		0-0-0		2-0-0											
0-4-0		0-0-0		0-0-0		NEUTRAL		0-2-0		0-2-0		0-0-0											
8-13-0		0-0-0		0-0-0		CONFERENCE		0-3-0		1-5-0		7-5-0											
4-5-0		0-0-0		0-0-0		HOME		0-3-0		0-0-0		4-2-0											
4-8-0		0-0-0		0-0-0		AWAY		0-0-0		1-5-0		3-3-0											
0-0-0		0-0-0		0-0-0		NEUTRAL		0-0-0		0-0-0		0-0-0											
RPI	S	Opponent		Score		RPI	S	Opponent		Score		RPI	S	Opponent		Score		RPI	S	Opponent		Score	
14	A	Alabama		0	9	41	A	USC Upstate		1	2	63	N	UCF		1	9	137	N	Texas Tech		5	6
22	A	South Carolina		4	9	41	A	USC Upstate		0	8	63	N	UCF		0	5	137	N	Texas Tech		0	4
												71	H	Syracuse		2	6	143	A	Longwood		0	8
												71	H	Syracuse		2	5	143	A	Longwood		0	8
												79	H	Col. of Charleston		5	2	143	A	Longwood		0	4
												79	H	Col. of Charleston		5	8	145	A	Campbell		3	5
												85	H	Liberty		0	5	145	A	Campbell		16	9
												85	H	Liberty		1	5	145	A	Campbell		3	7
												85	H	Liberty		0	2	147	H	Furman		5	20
												100	A	Charlotte		1	2	147	H	Furman		2	3
												100	A	Charlotte		3	8	153	H	Winthrop		3	2
																		153	H	Winthrop		10	2
																		153	H	Winthrop		8	7
																		161	H	Radford		4	1
																		161	H	Radford		4	5
																		161	H	Radford		4	6
																		186	A	Charleston So.		3	7
																		186	A	Charleston So.		0	5
																		186	A	Charleston So.		10	1
																		188	H	ETSU		1	4
																		188	H	ETSU		8	7
																		197	H	Bucknell		2	5
																		197	H	Bucknell		2	8
																		225	A	Presbyterian		5	7
																		225	A	Presbyterian		10	4
																		225	A	Presbyterian		2	0
																		250	H	Holy Cross		3	2
						LAST 10 GAMES																	
						225	A	Presbyterian		2	0	145	A	Campbell		3	5	197	H	Bucknell		2	8
						225	A	Presbyterian		10	4	145	A	Campbell		16	9	225	A	Presbyterian		5	7
						225	A	Presbyterian		5	7	145	A	Campbell		3	7	225	A	Presbyterian		10	4
						147	H	Furman		5	20	79	H	Col. of Charleston		5	8	225	A	Presbyterian		2	0
						147	H	Furman		2	3	79	H	Col. of Charleston		5	2	250	H	Holy Cross		3	2

Non-Div. I Games:

Gardner-Webb

RPI	S	Opponent	Score
250	H	Holy Cross	2 4
275	H	Alabama A&M	7 3
276	H	N.C. A&T	0 3
276	H	N.C. A&T	4 5
279	H	N.C. Central	5 1
279	H	N.C. Central	7 4
294	A	South Carolina St.	18 6
294	A	South Carolina St.	4 2

U
T
E
P

UTEP

Average RPI Win:	217	WON-LOST RECORD	WINNING PCT. RANK	LAST 10 GAMES	STRENGTH OF SCHEDULE	OPP. STRENGTH OF SCHEDULE	TEAM RPI	ADJ RPI	CONF. RPI	ADJ CONF. RPI				
DIV. I ONLY		11-37-0	.22917	279	0-10-0	105	208	239	.43119	240	17	17		
DIV. I NON-CONF.		7-21-0	.25	255	0-2-0	89	212	227	.44296	227	19	19		
<hr/>														
TOTALS	RPI 1-25	RPI 26-50		W-L RECORDS		RPI 51-100		RPI 101-150		RPI 150+				
11-37-0	0-2-0	0-4-0		OVERALL		1-7-0		0-11-0		10-13-0				
3-8-0	0-0-0	0-0-0		HOME		0-0-0		0-5-0		3-3-0				
2-21-0	0-2-0	0-4-0		AWAY		1-5-0		0-3-0		1-6-0				
6-8-0	0-0-0	0-0-0		NEUTRAL		0-2-0		0-3-0		6-3-0				
7-21-0	0-2-0	0-4-0		NON-CONFERENCE		1-4-0		0-6-0		6-5-0				
0-0-0	0-0-0	0-0-0		HOME		0-0-0		0-0-0		0-0-0				
1-13-0	0-2-0	0-0-		AWAY		1-2-0		0-3-0		0-2-0				
6-8-0	0-0-0	0-0-0		NEUTRAL		0-2-0		0-3-0		6-3-0				
4-16-0	0-0-0	0-0-0		CONFERENCE		0-3-0		0-5-0		4-8-0				
3-8-0	0-0-0	0-0-0		HOME		0-0-0		0-5-0		3-3-0				
1-8-0	0-0-0	0-0-0		AWAY		0-3-0		0-0-0		1-5-0				
0-0-0	0-0-0	0-0-0		NEUTRAL		0-0-0		0-0-0		0-0-0				
<hr/>														
RPI	S	Opponent	Score		RPI	S	Opponent	Score		RPI	S	Opponent	Score	
8	A	Texas A&M	0	8	41	A	USC Upstate	0	9	66	A	St. John's (NY)	0	9
8	A	Texas A&M	1	7	43	A	FIU	0	2	66	A	St. John's (NY)	1	5
					43	A	FIU	0	4	66	A	St. John's (NY)	2	9
					43	A	FIU	2	10	80	A	Houston	0	10
										95	A	UNCW	1	4
										95	A	UNCW	5	1
										96	N	Memphis	1	2
										96	N	Memphis	7	9
</														

Non-Div. I Games:

Georgetown

RPI	S	Opponent	Score	
226	A	George Mason	1	2
231	N	Colgate	3	9
269	A	Mt. St. Mary's	2	6
270	N	Brown	5	3
273	N	St. Bonaventure	10	7
273	N	St. Bonaventure	13	8
278	N	Prairie View	7	6

G
e
o
r
g
e
t
o
w
n

G
e
o
r
g
e
t
o
w
n

Georgetown

Average RPI Win:	240	WON-LOST RECORD	WINNING PCT. RANK	LAST 10 GAMES	STRENGTH OF SCHEDULE	OPP. STRENGTH OF SCHEDULE	TEAM RPI	ADJ RPI	CONF. RPI	ADJ CONF. RPI		
DIV. I ONLY		22-26-0	.45833	165	6-4-0	268	253	235	.43088	241	27	27
DIV. I NON-CONF.		12-20-0	.375	207	2-2-0	270	268	252	.41518	255	26	28
<hr/>												
TOTALS	RPI 1-25	RPI 26-50		W-L RECORDS		RPI 51-100		RPI 101-150		RPI 150+		
22-26-0	0-0-0	0-0-0		OVERALL		0-6-0		0-2-0		22-18-0		
8-8-0	0-0-0	0-0-0		HOME		0-0-0		0-0-0		8-8-0		
9-14-0	0-0-0	0-0-0		AWAY		0-6-0		0-2-0		9-6-0		
5-4-0	0-0-0	0-0-0		NEUTRAL		0-0-0		0-0-0		5-4-0		
<hr/>												
12-20-0	0-0-0	0-0-0		NON-CONFERENCE		0-4-0		0-2-0		12-14-0		
3-5-0	0-0-0	0-0-0		HOME		0-0-0		0-0-0		3-5-0		
4-11-0	0-0-0	0-0-		AWAY		0-4-0		0-2-0		4-5-0		
5-4-0	0-0-0	0-0-0		NEUTRAL		0-0-0		0-0-0		5-4-0		
<hr/>												
10-6-0	0-0-0	0-0-0		CONFERENCE		0-2-0		0-0-0		10-4-0		
5-3-0	0-0-0	0-0-0		HOME		0-0-0		0-0-0		5-3-0		
5-3-0	0-0-0	0-0-0		AWAY		0-2-0		0-0-0		5-1-0		
0-0-0	0-0-0	0-0-0		NEUTRAL		0-0-0		0-0-0		0-0-0		
<hr/>												
RPI S	Opponent	Score	RPI S	Opponent	Score	RPI S	Opponent	Score	RPI S	Opponent	Score	
						59 A	Saint Francis (PA)	0 8	105 A	UC Santa Barbara	1 3	
						59 A	Saint Francis (PA)	1 4	147 A	Furman	4 7	
						61 A	Cal Poly	0 11	164 H	Iona	4 0	
						61 A	Cal Poly	0 2	165 N	San Diego	5 4	
						67 A	CSUN	2 3	172 N	Toledo	3 0	
						67 A	CSUN	0 8	175 N	George Washington	0 4	
									189 H	LIU Brooklyn	6 2	
									189 H	LIU Brooklyn	4 1	
									196 H	Maine	0 4	
									196 H	Maine	2 3	
									212 H	Manhattan	0 2	
									212 H	Manhattan	0 9	
									213 A	Fairfield	11 5	
									213 H	Fairfield	1 2	
									214 A	Quinnipiac	0 1	
									214 A	Quinnipiac	0 4	
									216 H	Wagner	0 1	
									216 H	Wagner	4 2	
									220 N	Northern Colo.	1 2	
									220 N	Northern Colo.	4 3	
			LAST 10 GAMES						228 A	Siena	0 7	
									228 A	Siena	3 7	
									232 H	Central Conn. St.	2 0	
									232 H	Central Conn. St.	2 3	
									243 N	Saint Mary's (CA)	3 5	
									243 N	Saint Mary's (CA)	1 2	
									251 A	Yale	7 3	
						284 A	Fairleigh Dickinson	3 0	258 A	Robert Morris	1 0	
						59 A	Saint Francis (PA)	1 4	232 H	Central Conn. St.	2 3	
						59 A	Saint Francis (PA)	0 8	243 N	Saint Mary's (CA)	3 5	
						228 A	Siena	0 7	243 N	Saint Mary's (CA)	1 2	
						228 A	Siena	3 7	251 A	Yale	7 3	

Non-Div. I Games:

Sacred Heart

Sacred Heart

Average RPI Win: 234		WON-LOST	WINNING	LAST 10	STRENGTH OF		OPP. STRENGTH	TEAM	ADJ		CONF.	ADJ CONF.
Average RPI Loss: 126		RECORD	PCT. RANK	GAMES	SCHEDULE		OF SCHEDULE	RPI	RPI		RPI	RPI
DIV. I ONLY		19-30-0	.38776	215	4-6-0		231	217	230		.43029	242
DIV. I NON-CONF.		15-14-0	.51724	126	3-1-0		293	289	258		.40375	259
TOTALS		RPI 1-25	RPI 26-50		W-L RECORDS		RPI 51-100		RPI 101-150		RPI 150+	
19-30-0		0-4-0	0-0-0		OVERALL		1-13-0		3-3-0		15-10-0	
6-11-0		0-0-0	0-0-0		HOME		1-8-0		1-2-0		4-1-0	
12-14-0		0-4-0	0-0-0		AWAY		0-4-0		2-0-0		10-6-0	
1-5-0		0-0-0	0-0-0		NEUTRAL		0-1-0		0-1-0		1-3-0	
15-14-0		0-1-0	0-0-0		NON-CONFERENCE		0-2-0		0-1-0		15-10-0	
4-1-0		0-0-0	0-0-0		HOME		0-0-0		0-0-0		4-1-0	
10-8-0		0-1-0	0-0-		AWAY		0-1-0		0-0-0		10-6-0	
1-5-0		0-0-0	0-0-0		NEUTRAL		0-1-0		0-1-0		1-3-0	
4-16-0		0-3-0	0-0-0		CONFERENCE		1-11-0		3-2-0		0-0-0	
2-10-0		0-0-0	0-0-0		HOME		1-8-0		1-2-0		0-0-0	
2-6-0		0-3-0	0-0-0		AWAY		0-3-0		2-0-0		0-0-0	
0-0-0		0-0-0	0-0-0		NEUTRAL		0-0-0		0-0-0		0-0-0	
RPI S	Opponent	Score	RPI S	Opponent	Score	RPI S	Opponent	Score	RPI S	Opponent	Score	
13 A	James Madison	0 3				69 H	Hofstra	5 4	117 H	Delaware	9 7	
13 A	James Madison	0 8				69 H	Hofstra	0 10	117 H	Delaware	0 8	
13 A	James Madison	0 10				69 H	Hofstra	2 10	117 H	Delaware	3 11	
17 A	Kentucky	1 9				79 H	Col. of Charleston	5 7	138 N	Iowa St.	1 9	
						79 H	Col. of Charleston	4 7	144 A	Towson	3 0	
						79 H	Col. of Charleston	5 11	144 A	Towson	9 8	
						86 A	FGCU	3 4	154 N	Evansville	1 5	
						93 H	Elon	5 13	162 A	Saint Joseph's	2 0	
						93 H	Elon	0 3	170 A	Dayton	6 3	
						93 H	Elon	1 13	180 H	Penn	3 10	
						95 A	UNCW	1 6	216 A	Wagner	10 11	
						95 A	UNCW	0 3	216 A	Wagner	5 0	
						95 A	UNCW	1 4	218 N	IUPUI	1 2	
						99 N	Kent St.	2 5	219 A	La Salle	8 10	
									219 A	La Salle	3 14	
									253 A	Lafayette	4 3	
									253 A	Lafayette	4 7	
									255 A	Delaware St.	0 1	
									255 A	Delaware St.	2 4	
									264 N	Canisius	1 2	
									279 A	N.C. Central	5 2	
									279 A	N.C. Central	9 0	
									281 N	Cleveland St.	3 2	
									288 H	UMES	9 1	
									288 H	UMES	5 3	
									291 H	Saint Peter's	11 6	
									291 H	Saint Peter's	9 0	
LAST 10 GAMES			LAST 10 GAMES			LAST 10 GAMES			LAST 10 GAMES			
			69 H	Hofstra	2 10	288 H	UMES	5 3				
			69 H	Hofstra	0 10	13 A	James Madison	0 8				
			69 H	Hofstra	5 4	13 A	James Madison	0 10				
			162 A	Saint Joseph's	2 0	13 A	James Madison	0 3				
			288 H	UMES	9 1	253 A	Lafayette	4 7				

Non-Div. I Games:

Drexel

RPI	S	Opponent	Score	
292	A	Coppin St.	13	0
292	A	Coppin St.	3	0
293	A	Howard	10	3
293	A	Howard	16	8

Drexel

D
r
e
x
e
l

D
r
e
x
e
l

Average RPI Win:		197	WON-LOST RECORD		WINNING PCT. RANK		LAST 10 GAMES		STRENGTH OF SCHEDULE		OPP. STRENGTH OF SCHEDULE		TEAM RPI		ADJ RPI		CONF. RPI		ADJ CONF. RPI	
DIV. I ONLY			16-29-0		.35556 239		1-9-0		262		127		246		.42541 243		15		15	
DIV. I NON-CONF.			14-19-0		.42424 178		0-0-0		259		132		221		.44985 219		15		14	
TOTALS		RPI 1-25		RPI 26-50		W-L RECORDS		RPI 51-100		RPI 101-150		RPI 150+								
16-29-0		0-2-0		0-1-0		OVERALL		3-3-0		1-12-0		12-11-0								
5-7-0		0-1-0		0-0-0		HOME		0-1-0		1-1-0		4-4-0								
3-11-0		0-1-0		0-0-0		AWAY		1-1-0		0-7-0		2-1-0								
8-11-0		0-0-0		0-1-0		NEUTRAL		2-1-0		0-3-0		6-6-0								
14-19-0		0-2-0		0-1-0		NON-CONFERENCE		3-3-0		1-6-0		10-7-0								
3-3-0		0-1-0		0-0-0		HOME		0-1-0		1-1-0		2-0-0								
3-5-0		0-1-0		0-0-		AWAY		1-1-0		0-2-0		2-1-0								
8-11-0		0-0-0		0-1-0		NEUTRAL		2-1-0		0-3-0		6-6-0								
2-10-0		0-0-0		0-0-0		CONFERENCE		0-0-0		0-6-0		2-4-0								
2-4-0		0-0-0		0-0-0		HOME		0-0-0		0-0-0		2-4-0								
0-6-0		0-0-0		0-0-0		AWAY		0-0-0		0-6-0		0-0-0								
0-0-0		0-0-0		0-0-0		NEUTRAL		0-0-0		0-0-0		0-0-0								
RPI	S	Opponent		Score		RPI	S	Opponent		Score		RPI	S	Opponent		Score				
24	A	California		2	3	27	N	Illinois		1	5	65	H	Northwestern		4	6			
24	H	California		0	11							67	N	CSUN		0	3			
												84	N	UT Arlington		4	1			
												91	A	Nevada		3	7			
												91	A	Nevada		9	4			
												99	N	Kent St.		4	0			
												108	A	Pacific		0	3			
												108	A	Pacific		2	6			
												108	A	Pacific		1	4			
												113	N	Indiana		0	2			
												133	A	UC Davis		0	1			
												133	A	UC Davis		5	7			
												134	N	Purdue		1	6			
												146	A	Loyola Marymount		0	2			
												146	A	Loyola Marymount		1	3			
												146	A	Loyola Marymount		4	5			
												150	H	Princeton		0	3			
												150	H	Princeton		3	2			
												150	N	Princeton		1	5			
												163	N	New Mexico		3	4			
												165	H	San Diego		0	4			
												165	H	San Diego		4	6			
												165	H	San Diego		3	0			
												187	N	Middle Tenn.		5	4			
												187	N	Middle Tenn.		0	8			
												203	N	Utah Valley		1	5			
												203	N	Utah Valley		2	1			
												203	N	Utah Valley		7	8			
												209	N	Creighton		1	2			
												221	N	North Dakota		3	2			
												221	N	North Dakota		0	8			
												235	H	Santa Clara		4	5			
												235	H	Santa Clara		2	4			
LAST 10 GAMES																				
108 A Pacific				1	4	146 A Loyola Marymount				0	2	209 N Creighton				1	2			
108 A Pacific				2	6	165 H San Diego				4	6	221 N North Dakota				3	2			
108 A Pacific				0	3	165 H San Diego				3	0	221 N North Dakota				0	8			
146 A Loyola Marymount				1	3	165 H San Diego				0	4	235 H Santa Clara				4	5			
146 A Loyola Marymount				4	5	235 H Santa Clara				2	4	235 H Santa Clara				2	4			

Non-Div. I Games:

Saint Mary's (CA)

RPI	S	Opponent	Score	
235	H	Santa Clara	2	1
239	N	UTEP	3	1
241	N	Sacred Heart	5	3
241	N	Sacred Heart	2	1
247	A	CSU Bakersfield	5	2
247	A	CSU Bakersfield	4	3
247	A	CSU Bakersfield	3	7
254	H	UMKC	4	0
254	H	UMKC	3	1

Saint Mary's (CA)

S
a
i
n
t
M
a
r
y
'
s
(
C
A
)

S
a
i
n
t
M
a
r
y
'
s
(
C
A
)

Average RPI Win: 241		WON-LOST	WINNING	LAST 10	STRENGTH OF		OPP. STRENGTH	TEAM	ADJ		CONF.	ADJ CONF.					
Average RPI Loss: 154		RECORD	PCT. RANK	GAMES	SCHEDULE		OF SCHEDULE	RPI	RPI		RPI	RPI					
DIV. I ONLY		15-32-0	.31915	254	5-5-0		223	238	251	.42288	244	30	28				
DIV. I NON-CONF.		3-22-0	.12	277	0-0-0		158	193	269	.39834	263	28	27				
TOTALS		RPI 1-25	RPI 26-50		W-L RECORDS		RPI 51-100		RPI 101-150		RPI 150+						
15-32-0		0-1-0	0-3-0		OVERALL		0-1-0		1-10-0		14-17-0						
5-8-0		0-0-0	0-0-0		HOME		0-0-0		0-0-0		5-8-0						
7-11-0		0-0-0	0-2-0		AWAY		0-0-0		1-6-0		6-3-0						
3-13-0		0-1-0	0-1-0		NEUTRAL		0-1-0		0-4-0		3-6-0						
3-22-0		0-1-0	0-3-0		NON-CONFERENCE		0-1-0		0-8-0		3-9-0						
0-1-0		0-0-0	0-0-0		HOME		0-0-0		0-0-0		0-1-0						
0-8-0		0-0-0	0-0-		AWAY		0-0-0		0-4-0		0-2-0						
3-13-0		0-1-0	0-1-0		NEUTRAL		0-1-0		0-4-0		3-6-0						
12-10-0		0-0-0	0-0-0		CONFERENCE		0-0-0		1-2-0		11-8-0						
5-7-0		0-0-0	0-0-0		HOME		0-0-0		0-0-0		5-7-0						
7-3-0		0-0-0	0-0-0		AWAY		0-0-0		1-2-0		6-1-0						
0-0-0		0-0-0	0-0-0		NEUTRAL		0-0-0		0-0-0		0-0-0						
RPI S	Opponent	Score		RPI S	Opponent	Score		RPI S	Opponent	Score		RPI S	Opponent	Score			
18 N	BYU	0	16	36 A	Notre Dame	5	10	51 N	San Jose St.	4	9	103 N	Eastern Ill.	2	6		
				38 N	Oregon St.	0	8					121 N	Army West Point	2	4		
				40 A	San Diego St.	2	5					125 A	Miami (OH)	1	9		
												125 A	Miami (OH)	1	4		
												128 A	UC Riverside	3	4		
												128 A	UC Riverside	1	7		
												133 N	UC Davis	1	9		
												141 A	Ill.-Chicago	1	6		
												141 A	Ill.-Chicago	7	4		
												141 A	Ill.-Chicago	3	9		
												149 N	Loyola Chicago	1	2		
												165 A	San Diego	4	6		
												165 A	San Diego	1	3		
												170 N	Dayton	1	6		
												173 N	Harvard	1	15		
												176 N	Butler	8	9		
												198 H	Valparaiso	5	10		
												198 H	Valparaiso	3	9		
												198 H	Valparaiso	4	2		
												200 H	Youngstown St.	2	6		
												200 H	Youngstown St.	2	12		
												200 H	Youngstown St.	3	4		
					LAST 10 GAMES							200 H	Youngstown St.	3	4		
					200 H	Youngstown St.	2	12		281 A	Cleveland St.	9	1	207 N	Albany (NY)	2	3
					200 H	Youngstown St.	2	6		198 H	Valparaiso	4	2	211 A	Wright St.	1	0
					200 H	Youngstown St.	3	4		198 H	Valparaiso	5	10	211 A	Wright St.	1	5
					281 A	Cleveland St.	5	3		198 H	Valparaiso	3	9	211 A	Wright St.	9	7
					281 A	Cleveland St.	4	2		229 H	Oakland	2	1	217 H	Eastern Mich.	1	3

Non-Div. I Games:

Detroit Mercy

RPI	S	Opponent	Score	
217	N	Eastern Mich.	4	5
222	N	Western Ill.	5	1
229	H	Oakland	1	2
229	H	Oakland	2	0
229	H	Oakland	2	1
263	H	Northern Ky.	2	6
263	H	Northern Ky.	6	5
263	H	Northern Ky.	10	5
265	N	Stony Brook	2	1
266	N	Fort Wayne	9	1
266	N	Fort Wayne	5	10
280	A	Green Bay	14	3
281	A	Cleveland St.	5	3
281	A	Cleveland St.	4	2
281	A	Cleveland St.	9	1

Detroit Mercy

D
e
t
r
o
i
t
M
e
r
c
y

D
e
t
r
o
i
t
M
e
r
c
y

Average RPI Win:		199	WON-LOST RECORD		WINNING PCT. RANK		LAST 10 GAMES		STRENGTH OF SCHEDULE		OPP. STRENGTH OF SCHEDULE		TEAM RPI		ADJ RPI		CONF. RPI		ADJ CONF. RPI	
DIV. I ONLY			9-36-0		.2 282		3-7-0		146		151		254		.42287 245		24		24	
DIV. I NON-CONF.			2-22-0		.08333 285		0-1-0		49		64		247		.42678 242		21		21	
TOTALS		RPI 1-25		RPI 26-50		W-L RECORDS		RPI 51-100		RPI 101-150		RPI 150+								
9-36-0		0-2-0		0-2-0		OVERALL		0-7-0		2-12-0		7-13-0								
5-8-0		0-0-0		0-1-0		HOME		0-0-0		1-2-0		4-5-0								
3-15-0		0-2-0		0-1-0		AWAY		0-1-0		1-6-0		2-5-0								
1-13-0		0-0-0		0-0-0		NEUTRAL		0-6-0		0-4-0		1-3-0								
2-22-0		0-2-0		0-2-0		NON-CONFERENCE		0-7-0		1-7-0		1-4-0								
0-1-0		0-0-0		0-1-0		HOME		0-0-0		0-0-0		0-0-0								
1-8-0		0-2-0		0-0-		AWAY		0-1-0		1-3-0		0-1-0								
1-13-0		0-0-0		0-0-0		NEUTRAL		0-6-0		0-4-0		1-3-0								
7-14-0		0-0-0		0-0-0		CONFERENCE		0-0-0		1-5-0		6-9-0								
5-7-0		0-0-0		0-0-0		HOME		0-0-0		1-2-0		4-5-0								
2-7-0		0-0-0		0-0-0		AWAY		0-0-0		0-3-0		2-4-0								
0-0-0		0-0-0		0-0-0		NEUTRAL		0-0-0		0-0-0		0-0-0								
RPI	S	Opponent		Score		RPI	S	Opponent		Score		RPI	S	Opponent		Score				
2	A	Oregon		1	3	38	A	Oregon St.		0	9	51	N	San Jose St.		0	8			
2	A	Oregon		0	8	38	H	Oregon St.		0	8	51	N	San Jose St.		0	10			
												70	A	Grand Canyon		0	2			
												73	N	Murray St.		1	5			
												88	N	Southern Ill.		2	10			
												91	N	Nevada		3	10			
												99	N	Kent St.		1	9			
												102	A	Weber St.		1	6			
												102	A	Weber St.		3	17			
												102	A	Weber St.		0	13			
												108	A	Pacific		3	7			
												108	A	Pacific		0	6			
												115	N	DePaul		4	7			
												122	N	East Carolina		2	14			
												122	N	East Carolina		4	18			
												129	A	UNLV		8	6			
												129	A	UNLV		5	7			
												131	N	New Mexico St.		7	8			
												140	H	Montana		1	2			
												140	H	Montana		3	4			
												140	H	Montana		2	1			
												167	A	Mercer		1	5			
												170	N	Dayton		1	9			
												170	N	Dayton		2	10			
												181	H	Sacramento St.		2	1			
												181	H	Sacramento St.		2	4			
												181	H	Sacramento St.		1	3			
												199	N	Seton Hall		5	8			
												204	A	Idaho St.		10	2			
												204	A	Idaho St.		0	14			
												204	A	Idaho St.		4	12			
												220	H	Northern Colo.		2	0			
												220	H	Northern Colo.		7	2			
												220	H	Northern Colo.		0	8			
LAST 10 GAMES																				
						181	H	Sacramento St.		2	4	221	A	North Dakota		4	6			
						181	H	Sacramento St.		2	1	221	A	North Dakota		5	0			
						181	H	Sacramento St.		1	3	140	H	Montana		2	1			
						38	H	Oregon St.		0	8	140	H	Montana		1	2			
						221	A	North Dakota		0	2	140	H	Montana		3	4			

Non-Div. I Games:

Portland St.

RPI	S	Opponent	Score	
221	A	North Dakota	5	0
221	A	North Dakota	4	6
221	A	North Dakota	0	2
224	H	Southern Utah	10	1
224	H	Southern Utah	4	6
224	H	Southern Utah	2	7
249	N	Rhode Island	4	3

Portland St.

P
o
r
t
l
a
n
d
S
t
.

P
o
r
t
l
a
n
d
S
t
.

Average RPI Win:		230	WON-LOST RECORD		WINNING PCT. RANK	LAST 10 GAMES		STRENGTH OF SCHEDULE		OPP. STRENGTH OF SCHEDULE	TEAM RPI	ADJ RPI	CONF. RPI	ADJ CONF. RPI			
Average RPI Loss:		127															
DIV. I ONLY			13-40-0		.24528	276	5-5-0		176	166	252	.42217	246	19	19		
DIV. I NON-CONF.			7-19-0		.26923	250	2-0-0		99	159	217	.45185	217	17	17		
TOTALS		RPI 1-25		RPI 26-50		W-L RECORDS		RPI 51-100		RPI 101-150		RPI 150+					
13-40-0		0-3-0		0-6-0		OVERALL		0-6-0		0-7-0		13-18-0					
3-13-0		0-0-0		0-3-0		HOME		0-0-0		0-6-0		3-4-0					
8-17-0		0-1-0		0-1-0		AWAY		0-4-0		0-1-0		8-10-0					
2-10-0		0-2-0		0-2-0		NEUTRAL		0-2-0		0-0-0		2-4-0					
7-19-0		0-3-0		0-3-0		NON-CONFERENCE		0-6-0		0-1-0		7-6-0					
3-1-0		0-0-0		0-0-0		HOME		0-0-0		0-0-0		3-1-0					
2-8-0		0-1-0		0-0-		AWAY		0-4-0		0-1-0		2-1-0					
2-10-0		0-2-0		0-2-0		NEUTRAL		0-2-0		0-0-0		2-4-0					
6-21-0		0-0-0		0-3-0		CONFERENCE		0-0-0		0-6-0		6-12-0					
0-12-0		0-0-0		0-3-0		HOME		0-0-0		0-6-0		0-3-0					
6-9-0		0-0-0		0-0-0		AWAY		0-0-0		0-0-0		6-9-0					
0-0-0		0-0-0		0-0-0		NEUTRAL		0-0-0		0-0-0		0-0-0					
RPI	S	Opponent		Score		RPI	S	Opponent		Score		RPI	S	Opponent		Score	
10	A	Baylor		0	3	28	N	Tulsa		3	7	59	N	Saint Francis (PA)		3	7
11	N	Oklahoma		0	14	29	A	Texas St.		2	11	59	N	Saint Francis (PA)		2	10
23	N	Ole Miss		1	11	29	N	Texas St.		0	6	80	A	Houston		3	12
						49	H	McNeese		3	8	84	A	UT Arlington		1	7
						49	H	McNeese		4	6	84	A	UT Arlington		3	11
						49	H	McNeese		4	15	97	A	Louisiana Tech		0	1
						LAST 10 GAMES											
						262	A	A&M-Corpus Christi		3	1	116	H	Lamar University		7	8
						262	A	A&M-Corpus Christi		1	3	116	H	Lamar University		4	8
						262	A	A&M-Corpus Christi		9	6	116	H	Lamar University		4	22
						282	H	Texas Southern		5	1	192	A	SFA		3	2
						282	H	Texas Southern		8	1	192	A	SFA		2	7
												192	A	SFA		3	2
												210	A	Samford		3	2
												221	N	North Dakota		1	2
												233	A	Houston Baptist		2	3
												233	A	Houston Baptist		0	4

Non-Div. I Games:

Incarnate Word

RPI	S	Opponent	Score	
233	A	Houston Baptist	4	3
239	H	UTEP	5	2
239	H	UTEP	3	11
249	N	Rhode Island	5	7
249	N	Rhode Island	3	2
262	A	A&M-Corpus Christi	3	1
262	A	A&M-Corpus Christi	1	3
262	A	A&M-Corpus Christi	9	6
277	N	Ark.-Pine Bluff	3	2
282	H	Texas Southern	8	1
282	H	Texas Southern	5	1

Incarnate Word

I
n
c
a
r
n
a
t
e
W
o
r
d

I
n
c
a
r
n
a
t
e
W
o
r
d

Average RPI Win:		172	WON-LOST RECORD		WINNING PCT. RANK		LAST 10 GAMES		STRENGTH OF SCHEDULE		OPP. STRENGTH OF SCHEDULE		TEAM RPI		ADJ RPI		CONF. RPI		ADJ CONF. RPI					
Average RPI Loss:		137																						
DIV. I ONLY			11-31-0		.2619		270		5-5-0		187		150		247		.42136		247		23		22	
DIV. I NON-CONF.			7-20-0		.25926		252		2-0-0		164		114		235		.43304		237		20		20	
TOTALS		RPI 1-25		RPI 26-50		W-L RECORDS		RPI 51-100		RPI 101-150		RPI 150+												
11-31-0		0-2-0		0-3-0		OVERALL		1-9-0		4-2-0		6-15-0												
2-11-0		0-0-0		0-2-0		HOME		0-2-0		1-2-0		1-5-0												
8-12-0		0-0-0		0-1-0		AWAY		1-6-0		3-0-0		4-5-0												
1-8-0		0-2-0		0-0-0		NEUTRAL		0-1-0		0-0-0		1-5-0												
7-20-0		0-2-0		0-3-0		NON-CONFERENCE		1-6-0		3-0-0		3-9-0												
1-6-0		0-0-0		0-2-0		HOME		0-2-0		0-0-0		1-2-0												
5-6-0		0-0-0		0-0-		AWAY		1-3-0		3-0-0		1-2-0												
1-8-0		0-2-0		0-0-0		NEUTRAL		0-1-0		0-0-0		1-5-0												
4-11-0		0-0-0		0-0-0		CONFERENCE		0-3-0		1-2-0		3-6-0												
1-5-0		0-0-0		0-0-0		HOME		0-0-0		1-2-0		0-3-0												
3-6-0		0-0-0		0-0-0		AWAY		0-3-0		0-0-0		3-3-0												
0-0-0		0-0-0		0-0-0		NEUTRAL		0-0-0		0-0-0		0-0-0												
RPI	S	Opponent		Score		RPI	S	Opponent		Score		RPI	S	Opponent		Score								
5	N	Arizona		0	8	45	H	Cal St. Fullerton		7	10	55	N	Louisville		2	13	128	A	UC Riverside		3	2	
16	N	Utah		0	8	45	H	Cal St. Fullerton		2	7	61	A	Cal Poly		11	8	128	A	UC Riverside		5	2	
						47	A	Fresno St.		11	13	61	A	Cal Poly		0	3	129	A	UNLV		5	1	
												67	A	CSUN		3	10	131	H	New Mexico St.		7	4	
												67	H	CSUN		2	10	131	H	New Mexico St.		2	5	
												67	H	CSUN		2	9	131	H	New Mexico St.		3	13	
												70	A	Grand Canyon		3	7	160	N	Virginia Tech		2	6	
												70	A	Grand Canyon		0	11	165	A	San Diego		8	16	
												70	A	Grand Canyon		4	5	165	A	San Diego		8	0	
												75	A	Long Beach St.		0	2	165	A	San Diego		5	6	
																		178	N	Indiana St.		4	11	
																		203	A	Utah Valley		6	5	
																		203	A	Utah Valley		1	9	
																		203	A	Utah Valley		2	6	
																		205	A	Seattle U		8	5	
																		205	A	Seattle U		2	8	
																		205	A	Seattle U		3	1	
																		214	N	Quinnipiac		1	3	
																		224	N	Southern Utah		3	7	
																		243	H	Saint Mary's (CA)		3	4	
																		243	H	Saint Mary's (CA)		7	3	
																		243	H	Saint Mary's (CA)		2	5	
																		254	H	UMKC		1	3	
																		254	H	UMKC		6	10	
																		254	H	UMKC		3	5	
																		259	N	Bryant		3	6	
																		290	N	Hartford		6	3	
						LAST 10 GAMES																		
						205	A	Seattle U		2	8	131	H	New Mexico St.		2	5	254	H	UMKC		1	3	
						205	A	Seattle U		8	5	128	A	UC Riverside		3	2	254	H	UMKC		6	10	
						205	A	Seattle U		3	1	128	A	UC Riverside		5	2	254	H	UMKC		3	5	
						131	H	New Mexico St.		3	13	70	A	Grand Canyon		0	11	259	N	Bryant		3	6	
						131	H	New Mexico St.		7	4	70	A	Grand Canyon		3	7	290	N	Hartford		6	3	

Non-Div. I Games:

CSU Bakersfield

[illegible]

Non-Div. I Games:

Niagara

Niagara

RPI	S	Opponent	Score	
273	H	St. Bonaventure	3	4
273	H	St. Bonaventure	7	3
279	N	N.C. Central	0	5

Rhode Island

R
h
o
d
e
I
s
l
a
n
d

R
h
o
d
e
I
s
l
a
n
d

Average RPI Win:	211	WON-LOST	WINNING	LAST 10	STRENGTH OF	OPP. STRENGTH	TEAM	ADJ	CONF.	ADJ CONF.	
Average RPI Loss:	173	RECORD	PCT. RANK	GAMES	SCHEDULE	OF SCHEDULE	RPI	RPI	RPI	RPI	
DIV. I ONLY	13-28-0	.31707	255	6-4-0	190	242	244	.41922	250	21	20
DIV. I NON-CONF.	5-18-0	.21739	262	0-1-0	229	278	270	.38722	271	23	23
<hr/>											
TOTALS	RPI 1-25	RPI 26-50		W-L RECORDS		RPI 51-100		RPI 101-150		RPI 150+	
13-28-0	0-0-0	0-2-0		OVERALL		0-5-0		2-2-0		11-19-0	
5-7-0	0-0-0	0-0-0		HOME		0-3-0		0-0-0		5-4-0	
6-11-0	0-0-0	0-0-0		AWAY		0-2-0		2-1-0		4-8-0	
2-10-0	0-0-0	0-2-0		NEUTRAL		0-0-0		0-1-0		2-7-0	
<hr/>											
5-18-0	0-0-0	0-2-0		NON-CONFERENCE		0-2-0		0-1-0		5-13-0	
1-2-0	0-0-0	0-0-0		HOME		0-0-0		0-0-0		1-2-0	
2-6-0	0-0-0	0-0-		AWAY		0-2-0		0-0-0		2-4-0	
2-10-0	0-0-0	0-2-0		NEUTRAL		0-0-0		0-1-0		2-7-0	
<hr/>											
8-10-0	0-0-0	0-0-0		CONFERENCE		0-3-0		2-1-0		6-6-0	
4-5-0	0-0-0	0-0-0		HOME		0-3-0		0-0-0		4-2-0	
4-5-0	0-0-0	0-0-0		AWAY		0-0-0		2-1-0		2-4-0	
0-0-0	0-0-0	0-0-0		NEUTRAL		0-0-0		0-0-0		0-0-0	
<hr/>											
RPI S	Opponent	Score	RPI S	Opponent	Score	RPI S	Opponent	Score	RPI S	Opponent	Score
			43 N	FIU	0 14	78 H	Lehigh	2 4	114 N	Ball St.	3 5
			44 N	SIUE	2 4	78 H	Lehigh	1 10	121 A	Army West Point	5 2
						78 H	Lehigh	0 8	121 A	Army West Point	4 2
						86 A	FGCU	0 3	121 A	Army West Point	6 7
						86 A	FGCU	9 12	156 A	Boston U.	1 4
									156 A	Boston U.	3 9
									156 A	Boston U.	0 8
									178 N	Indiana St.	3 5
									179 A	Providence	0 8
									193 N	Western Mich.	0 15
									196 H	Maine	4 5
									197 H	Bucknell	4 3
									197 H	Bucknell	2 1
									197 H	Bucknell	3 2
									199 N	Seton Hall	4 13
									201 H	Marist	2 7
									201 H	Marist	9 3
									215 N	Hampton	2 3
									215 N	Hampton	7 4
									231 A	Colgate	3 1
									231 A	Colgate	1 8
			LAST 10 GAMES						231 A	Colgate	3 2
			253 H	Lafayette	5 0	197 H	Bucknell	2 1	238 A	Gardner-Webb	4 2
			253 H	Lafayette	5 7	197 H	Bucknell	4 3	238 A	Gardner-Webb	2 3
			253 H	Lafayette	1 2	231 A	Colgate	3 1	253 H	Lafayette	5 7
			179 A	Providence	0 8	231 A	Colgate	1 8	253 H	Lafayette	1 2
			197 H	Bucknell	3 2	231 A	Colgate	3 2	253 H	Lafayette	5 0

Non-Div. I Games:

Holy Cross

RPI	S	Opponent	Score	
261	N	South Dakota St.	2	7
264	N	Canisius	3	13
265	A	Stony Brook	0	9
265	A	Stony Brook	2	11
270	A	Brown	4	3
270	N	Brown	5	7
270	N	Brown	7	2

Holy Cross

Average RPI Win: 237		WON-LOST RECORD	WINNING PCT. RANK	LAST 10 GAMES	STRENGTH OF SCHEDULE	OPP. STRENGTH OF SCHEDULE	TEAM RPI	ADJ RPI		CONF. RPI	ADJ CONF. RPI						
Average RPI Loss: 181																	
DIV. I ONLY		17-28-0	.37778	224	6-4-0	251	251	248	.41761	251	26	26					
DIV. I NON-CONF.		7-18-0	.28	246	1-1-0	246	253	261	.4042	258	27	26					
<hr/>																	
TOTALS		RPI 1-25		RPI 26-50		W-L RECORDS		RPI 51-100		RPI 101-150		RPI 150+					
17-28-0		0-2-0		0-0-0		OVERALL		0-1-0		0-4-0		17-21-0					
11-4-0		0-0-0		0-0-0		HOME		0-0-0		0-0-0		11-4-0					
4-10-0		0-1-0		0-0-0		AWAY		0-1-0		0-2-0		4-6-0					
2-14-0		0-1-0		0-0-0		NEUTRAL		0-0-0		0-2-0		2-11-0					
7-18-0		0-2-0		0-0-0		NON-CONFERENCE		0-1-0		0-2-0		7-13-0					
4-1-0		0-0-0		0-0-0		HOME		0-0-0		0-0-0		4-1-0					
1-3-0		0-1-0		0-0-		AWAY		0-1-0		0-0-0		1-1-0					
2-14-0		0-1-0		0-0-0		NEUTRAL		0-0-0		0-2-0		2-11-0					
10-10-0		0-0-0		0-0-0		CONFERENCE		0-0-0		0-2-0		10-8-0					
7-3-0		0-0-0		0-0-0		HOME		0-0-0		0-0-0		7-3-0					
3-7-0		0-0-0		0-0-0		AWAY		0-0-0		0-2-0		3-5-0					
0-0-0		0-0-0		0-0-0		NEUTRAL		0-0-0		0-0-0		0-0-0					
RPI	S	Opponent		Score		RPI	S	Opponent		Score		RPI	S	Opponent		Score	
3	A	Auburn		0	9												
13	N	James Madison		3	8												
											</						

Non-Div. I Games:

Yale

RPI	S	Opponent	Score	
237	H	Dartmouth	3	6
237	H	Dartmouth	6	3
237	H	Dartmouth	3	2
237	H	Dartmouth	10	2
241	H	Sacred Heart	3	7
241	H	Sacred Heart	3	2
257	A	Cornell	5	4
257	A	Cornell	7	1
269	N	Mt. St. Mary's	2	3
270	A	Brown	2	7
270	A	Brown	0	3
270	H	Brown	6	4
270	H	Brown	7	5
289	A	Rider	1	0
289	A	Rider	1	3

[illegible]

Non-Div. I Games:

Morgan St.

RPI	S	Opponent	Score	
283	H	Norfolk St.	9	0
283	H	Norfolk St.	6	0
284	N	Fairleigh Dickinson	3	0
284	N	Fairleigh Dickinson	7	5
288	A	UMES	10	0
288	A	UMES	5	4
288	A	UMES	5	0
292	A	Coppin St.	7	11
292	A	Coppin St.	2	6
292	A	Coppin St.	4	3
293	H	Howard	4	3
293	H	Howard	5	3
293	H	Howard	2	0

Morgan St.

M
o
r
g
a
n
S
t
.

M
o
r
g
a
n
S
t
.

L
a
f
a
y
e
t
t
e

Lafayette

RPI	S	Opponent	Score	
252	N	Morgan St.	0	7
252	N	Morgan St.	3	2
255	H	Delaware St.	3	1
255	H	Delaware St.	8	0
272	A	UMBC	0	5
289	A	Rider	2	1
289	A	Rider	4	3
291	H	Saint Peter's	5	4
292	A	Coppin St.	2	3

Lafayette

Average RPI Win: 220		WON-LOST RECORD	WINNING PCT. RANK		LAST 10 GAMES	STRENGTH OF SCHEDULE	OPP. STRENGTH OF SCHEDULE	TEAM RPI	ADJ RPI	CONF. RPI	ADJ CONF. RPI				
Average RPI Loss: 136															
DIV. I ONLY		15-36-0	.29412	261	2-8-0	224	203	257	.41612	254	23	22			
DIV. I NON-CONF.		10-26-0	.27778	247	1-1-0	228	218	253	.41631	253	20	20			
<hr/>															
TOTALS		RPI 1-25		RPI 26-50		W-L RECORDS		RPI 51-100		RPI 101-150		RPI 150+			
15-36-0		0-0-0		0-3-0		OVERALL		1-8-0		2-11-0		12-14-0			
5-8-0		0-0-0		0-0-0		HOME		1-2-0		0-0-0		4-6-0			
3-19-0		0-0-0		0-2-0		AWAY		0-4-0		0-8-0		3-5-0			
7-9-0		0-0-0		0-1-0		NEUTRAL		0-2-0		2-3-0		5-3-0			
10-26-0		0-0-0		0-3-0		NON-CONFERENCE		0-6-0		2-8-0		8-9-0			
3-4-0		0-0-0		0-0-0		HOME		0-0-0		0-0-0		3-4-0			
0-13-0		0-0-0		0-0-		AWAY		0-4-0		0-5-0		0-2-0			
7-9-0		0-0-0		0-1-0		NEUTRAL		0-2-0		2-3-0		5-3-0			
5-10-0		0-0-0		0-0-0		CONFERENCE		1-2-0		0-3-0		4-5-0			
2-4-0		0-0-0		0-0-0		HOME		1-2-0		0-0-0		1-2-0			
3-6-0		0-0-0		0-0-0		AWAY		0-0-0		0-3-0		3-3-0			
0-0-0		0-0-0		0-0-0		NEUTRAL		0-0-0		0-0-0		0-0-0			
RPI	S	Opponent	Score	RPI	S	Opponent	Score	RPI	S	Opponent	Score				
				28	N	Tulsa	0 9	70	H	Grand Canyon	1 10	107	N	Nicholls St.	8 4
				30	A	Arkansas	0 10	70	H	Grand Canyon	0 9	108	N	Pacific	4 12
				30	A	Arkansas	1 13	70	H	Grand Canyon	3 1	108	N	Pacific	1 9
								77	N	Wichita St.	0 12	109	A	Belmont	6 7
								77	N	Wichita St.	3 6	109	A	Belmont	4 9
								84	A	UT Arlington	1 10	123	N	Drake	3 2
								84	A	UT Arlington	0 4	124	N	UNCG	1 4
								98	A	Coastal Caro.	2 3	128	A	UC Riverside	2 12
								98	A	Coastal Caro.	0 7	128	A	UC Riverside	2 6
												131	A	New Mexico St.	2 5
												131	A	New Mexico St.	0 8
												131	A	New Mexico St.	3 11
												132	A	Kansas	3 5
												152	H	Missouri St.	0 8
												152	N	Missouri St.	0 8
												169	H	Southeast Mo. St.	2 4
												169	N	Southeast Mo. St.	0 10
												181	H	Saint Louis	4 6
												190	N	Omaha	7 5
												203	A	Utah Valley	4 6
												203	A	Utah Valley	3 12
												203	A	Utah Valley	1 9
				LAST 10 GAMES											
				203	A	Utah Valley	3 12	205	H	Seattle U	4 10	205	H	Seattle U	9 7
				203	A	Utah Valley	4 6	209	H	Creighton	5 11	205	H	Seattle U	6 12
				203	A	Utah Valley	1 9	209	H	Creighton	6 5	205	H	Seattle U	4 10
				205	H	Seattle U	6 12	131	A	New Mexico St.	3 11	209	H	Creighton	6 5
				205	H	Seattle U	9 7	131	A	New Mexico St.	0 8	209	H	Creighton	5 11

Non-Div. I Games:

UMKC

RPI	S	Opponent	Score	
243	A	Saint Mary's (CA)	0	4
243	A	Saint Mary's (CA)	1	3
247	A	CSU Bakersfield	3	1
247	A	CSU Bakersfield	10	6
247	A	CSU Bakersfield	5	3
261	H	South Dakota St.	6	3
261	H	South Dakota St.	3	2
272	N	UMBC	4	7
272	N	UMBC	4	2
280	N	Green Bay	12	7
289	N	Rider	8	0
289	N	Rider	5	3

UMKC

U
M
K
C

U
M
K
C

Average RPI Win: 267		WON-LOST	WINNING	LAST 10	STRENGTH OF		OPP. STRENGTH	TEAM	ADJ	CONF.	ADJ CONF.						
Average RPI Loss: 155		RECORD	PCT. RANK	GAMES	SCHEDULE		OF SCHEDULE	RPI	RPI	RPI	RPI						
DIV. I ONLY		17-27-0	.38636	217	6-4-0		259	275	255	.41457	255	31	31				
DIV. I NON-CONF.		3-22-0	.12	277	1-3-0		114	165	262	.40346	260	31	31				
<hr/>																	
TOTALS		RPI 1-25		RPI 26-50		W-L RECORDS		RPI 51-100		RPI 101-150		RPI 150+					
17-27-0		0-2-0		0-3-0		OVERALL		0-1-0		1-7-0		16-14-0					
10-3-0		0-0-0		0-0-0		HOME		0-0-0		1-1-0		9-2-0					
6-15-0		0-0-0		0-1-0		AWAY		0-1-0		0-6-0		6-7-0					
1-9-0		0-2-0		0-2-0		NEUTRAL		0-0-0		0-0-0		1-5-0					
<hr/>																	
3-22-0		0-2-0		0-3-0		NON-CONFERENCE		0-1-0		1-7-0		2-9-0					
3-1-0		0-0-0		0-0-0		HOME		0-0-0		1-1-0		2-0-0					
0-12-0		0-0-0		0-0-		AWAY		0-1-0		0-6-0		0-4-0					
0-9-0		0-2-0		0-2-0		NEUTRAL		0-0-0		0-0-0		0-5-0					
<hr/>																	
14-5-0		0-0-0		0-0-0		CONFERENCE		0-0-0		0-0-0		14-5-0					
7-2-0		0-0-0		0-0-0		HOME		0-0-0		0-0-0		7-2-0					
6-3-0		0-0-0		0-0-0		AWAY		0-0-0		0-0-0		6-3-0					
1-0-0		0-0-0		0-0-0		NEUTRAL		0-0-0		0-0-0		1-0-0					
<hr/>																	
RPI	S	Opponent		Score		RPI	S	Opponent		Score		RPI	S	Opponent		Score	
25	N	Georgia		0	10	26	N	Marshall		3	9	63	A	UCF		3	11
25	N	Georgia		0	11	35	N	Ohio St.		0	7						
						41	A	USC Upstate		1	7						

Non-Div. I Games:

Delaware St.

Delaware.

Delaware.

Delaware St.

Average RPI Win:		201	WON-LOST RECORD		WINNING PCT. RANK		LAST 10 GAMES		STRENGTH OF SCHEDULE		OPP. STRENGTH OF SCHEDULE		TEAM RPI		ADJ RPI		CONF. RPI		ADJ CONF. RPI	
DIV. I ONLY			14-36-0		.28 267		2-8-0		213		213		258		.41454 256		22		23	
DIV. I NON-CONF.			10-22-0		.3125 234		0-2-0		226		220		242		.42398 246		22		22	
TOTALS		RPI 1-25		RPI 26-50		W-L RECORDS		RPI 51-100		RPI 101-150		RPI 150+								
14-36-0		0-0-0		0-5-0		OVERALL		1-5-0		2-4-0		11-22-0								
5-14-0		0-0-0		0-0-0		HOME		1-0-0		1-2-0		3-12-0								
3-9-0		0-0-0		0-1-0		AWAY		0-1-0		1-2-0		2-5-0								
6-13-0		0-0-0		0-4-0		NEUTRAL		0-4-0		0-0-0		6-5-0								
10-22-0		0-0-0		0-5-0		NON-CONFERENCE		1-5-0		0-0-0		9-12-0								
3-7-0		0-0-0		0-0-0		HOME		1-0-0		0-0-0		2-7-0								
1-2-0		0-0-0		0-0-		AWAY		0-1-0		0-0-0		1-0-0								
6-13-0		0-0-0		0-4-0		NEUTRAL		0-4-0		0-0-0		6-5-0								
4-14-0		0-0-0		0-0-0		CONFERENCE		0-0-0		2-4-0		2-10-0								
2-7-0		0-0-0		0-0-0		HOME		0-0-0		1-2-0		1-5-0								
2-7-0		0-0-0		0-0-0		AWAY		0-0-0		1-2-0		1-5-0								
0-0-0		0-0-0		0-0-0		NEUTRAL		0-0-0		0-0-0		0-0-0								
RPI	S	Opponent		Score	RPI	S	Opponent		Score	RPI	S	Opponent		Score						
					27	N	Illinois	12	13	68	N	Boston College	0	8						
					34	N	North Carolina	0	8	79	A	Col. of Charleston	2	5						
					36	N	Notre Dame	1	9	82	H	UT Martin	6	3						
					43	N	FIU	2	10	85	N	Liberty	1	5						
					50	A	Lipscomb	0	12	85	N	Liberty	2	11						
										100	N	Charlotte	1	9						
												124	H	UNCG	4	3				
												124	H	UNCG	0	10				
												124	H	UNCG	7	15				
												147	A	Furman	2	4				
												147	A	Furman	1	2				
												147	A	Furman	2	1				
												161	H	Radford	10	3				
												166	H	Northwestern St.	5	3				
												167	A	Mercer	4	3				
												167	A	Mercer	2	9				
												167	A	Mercer	1	7				
												171	H	UConn	1	5				
												181	H	Saint Louis	2	5				
												185	N	UMass Lowell	1	2				
												188	A	ETSU	1	3				
												188	A	ETSU	5	10				
												188	A	ETSU	3	7				
												189	N	LIU Brooklyn	6	4				
												193	H	Western Mich.	2	4				
												205	H	Tennessee Tech	6	7				
												205	H	Tennessee Tech	0	8				
												208	N	Monmouth	6	9				
												210	H	Samford	3	4				
												210	H	Samford	6	11				
												210	H	Samford	0	5				
												213	N	Fairfield	4	6				
												218	H	IUPUI	3	14				
				LAST 10 GAMES																
					147	A	Furman	2	1	124	H	UNCG	7	15						
					147	A	Furman	2	4	50	A	Lipscomb	0	12						
					147	A	Furman	1	2	205	H	Tennessee Tech	0	8						
					124	H	UNCG	4	3	188	A	ETSU	5	10						
					124	H	UNCG	0	10	188	A	ETSU	1	3						

Non-Div. I Games:

Chattanooga

RPI	S	Opponent	Score	
223	H	Western Caro.	2	11
223	H	Western Caro.	2	6
223	H	Western Caro.	7	4
231	N	Colgate	10	0
252	N	Morgan St.	1	5
252	N	Morgan St.	8	0
258	N	Robert Morris	6	3
259	N	Bryant	5	2
263	N	Northern Ky.	2	6
267	A	Tennessee St.	6	5
284	H	Fairleigh Dickinson	7	8
284	N	Fairleigh Dickinson	6	4

Chattanooga

C
h
a
t
t
a
n
o
o
g
a

C
h
a
t
t
a
n
o
o
g
a

Average RPI Win: 221		WON-LOST RECORD	WINNING PCT. RANK		LAST 10 GAMES	STRENGTH OF SCHEDULE	OPP. STRENGTH OF SCHEDULE	TEAM RPI	ADJ RPI		CONF. RPI	ADJ CONF. RPI
Average RPI Loss: 200												
DIV. I ONLY		12-27-1	.3125	258	3-5-0	217	276	259	.41282	257	26	26
DIV. I NON-CONF.		6-13-1	.325	231	0-1-0	213	291	246	.42043	248	27	26
<hr/>												
TOTALS		RPI 1-25		RPI 26-50		W-L RECORDS		RPI 51-100		RPI 101-150		RPI 150+
12-27-1		0-0-0		0-0-0		OVERALL		0-1-0		2-3-0		10-23-1
4-9-1		0-0-0		0-0-0		HOME		0-0-0		1-1-0		3-8-1
4-14-0		0-0-0		0-0-0		AWAY		0-1-0		1-2-0		3-8-0
4-4-0		0-0-0		0-0-0		NEUTRAL		0-0-0		0-0-0		4-4-0
6-13-1		0-0-0		0-0-0		NON-CONFERENCE		0-1-0		0-1-0		6-11-1
1-2-1		0-0-0		0-0-0		HOME		0-0-0		0-0-0		1-2-1
1-7-0		0-0-0		0-0-		AWAY		0-1-0		0-1-0		1-5-0
4-4-0		0-0-0		0-0-0		NEUTRAL		0-0-0		0-0-0		4-4-0
6-14-0		0-0-0		0-0-0		CONFERENCE		0-0-0		2-2-0		4-12-0
3-7-0		0-0-0		0-0-0		HOME		0-0-0		1-1-0		2-6-0
3-7-0		0-0-0		0-0-0		AWAY		0-0-0		1-1-0		2-6-0
0-0-0		0-0-0		0-0-0		NEUTRAL		0-0-0		0-0-0		0-0-0
RPI	S	Opponent	Score	RPI	S	Opponent	Score	RPI	S	Opponent	Score	

RPI	S	Opponent	Score	
231	H	Colgate	6	7
236	N	Bethune-Cookman	5	13
236	N	Bethune-Cookman	9	2
237	A	Dartmouth	8	9
237	A	Dartmouth	1	3
251	H	Yale	4	5
251	H	Yale	1	7
252	N	Morgan St.	3	2
264	N	Canisius	3	2
269	A	Mt. St. Mary's	8	7
270	H	Brown	4	3
270	H	Brown	4	5

Cornell

C
o
r
n
e
l
l

C
o
r
n
e
l
l

[illegible]

Non-Div. I Games:

Robert Morris

RPI	S	Opponent	Score	
259	A	Bryant	5	2
263	N	Northern Ky.	3	2
264	H	Canisius	12	0
264	N	Canisius	2	5
269	H	Mt. St. Mary's	2	1
269	H	Mt. St. Mary's	6	5
272	A	UMBC	0	4
272	A	UMBC	6	5
273	A	St. Bonaventure	3	5
273	A	St. Bonaventure	5	3
284	A	Fairleigh Dickinson	9	5
284	A	Fairleigh Dickinson	5	0
291	A	Saint Peter's	8	3
291	A	Saint Peter's	12	7

Robert Morris

R
o
b
e
r
t
M
o
r
r
i
s

R
o
b
e
r
t
M
o
r
r
i
s

Average RPI Win: 238		WON-LOST RECORD		WINNING PCT. RANK		LAST 10 GAMES		STRENGTH OF SCHEDULE		OPP. STRENGTH OF SCHEDULE		TEAM RPI		ADJ RPI		CONF. RPI		ADJ CONF. RPI	
DIV. I ONLY		12-36-0		.25 271		3-7-0		209		214		263		.41081 259		27		27	
DIV. I NON-CONF.		5-27-0		.15625 270		0-3-0		180		167		267		.40302 261		26		28	
TOTALS		RPI 1-25		RPI 26-50		W-L RECORDS		RPI 51-100		RPI 101-150		RPI 150+							
12-36-0		0-1-0		0-3-0		OVERALL		0-6-0		0-8-0		12-18-0							
3-10-0		0-0-0		0-0-0		HOME		0-3-0		0-1-0		3-6-0							
5-11-0		0-0-0		0-0-0		AWAY		0-0-0		0-5-0		5-6-0							
4-15-0		0-1-0		0-3-0		NEUTRAL		0-3-0		0-2-0		4-6-0							
5-27-0		0-1-0		0-3-0		NON-CONFERENCE		0-4-0		0-8-0		5-11-0							
0-5-0		0-0-0		0-0-0		HOME		0-1-0		0-1-0		0-3-0							
1-7-0		0-0-0		0-0-		AWAY		0-0-0		0-5-0		1-2-0							
4-15-0		0-1-0		0-3-0		NEUTRAL		0-3-0		0-2-0		4-6-0							
7-9-0		0-0-0		0-0-0		CONFERENCE		0-2-0		0-0-0		7-7-0							
3-5-0		0-0-0		0-0-0		HOME		0-2-0		0-0-0		3-3-0							
4-4-0		0-0-0		0-0-0		AWAY		0-0-0		0-0-0		4-4-0							
0-0-0		0-0-0		0-0-0		NEUTRAL		0-0-0		0-0-0		0-0-0							
RPI	S	Opponent		Score		RPI	S	Opponent		Score		RPI	S	Opponent		Score			
5	N	Arizona		0 5		43	N	FIU		0 4		56	N	South Ala.		3 9			
						48	N	Fordham		0 8		59	H	Saint Francis (PA)		0 9			
						48	N	Fordham		0 16		59	H	Saint Francis (PA)		0 8			
												68	H	Boston College		0 1			
												73	N	Murray St.		2 9			
												92	N	Boise St.		0 8			
												102	N	Weber St.		7 15			
												118	H	Massachusetts		4 6			
												122	A	East Carolina		5 9			
												122	A	East Carolina		2 4			
												128	A	UC Riverside		4 5			
												133	A	UC Davis		0 15			
												134	N	Purdue		0 6			
												146	A	Loyola Marymount		5 8			
												156	A	Boston U.		4 2			
												164	N	Iona		3 0			
												167	N	Mercer		0 7			
												171	H	UConn		0 9			
												171	H	UConn		1 2			
												173	H	Harvard		5 6			
												179	A	Providence		6 7			
												179	A	Providence		4 12			
												189	A	LIU Brooklyn		2 4			
												189	A	LIU Brooklyn		3 7			
												214	N	Quinnipiac		4 1			
												214	N	Quinnipiac		3 11			
												216	A	Wagner		4 1			
												216	A	Wagner		0 3			
												220	N	Northern Colo.		0 6			
												220	N	Northern Colo.		1 4			
												221	N	North Dakota		2 9			
												232	A	Central Conn. St.		3 2			
												232	A	Central Conn. St.		1 4			
LAST 10 GAMES																			
						118	H	Massachusetts		4 6		59	H	Saint Francis (PA)		0 8			
						189	A	LIU Brooklyn		2 4		59	H	Saint Francis (PA)		0 9			
						189	A	LIU Brooklyn		3 7		179	A	Providence		6 7			
						269	A	Mt. St. Mary's		2 1		179	A	Providence		4 12			
						269	A	Mt. St. Mary's		4 0		284	H	Fairleigh Dickinson		7 0			

Non-Div. I Games:

Bryant

RPI	S	Opponent	Score	
241	H	Sacred Heart	2	0
241	H	Sacred Heart	1	2
247	N	CSU Bakersfield	6	3
256	N	Chattanooga	2	5
258	H	Robert Morris	5	6
258	H	Robert Morris	2	5
269	A	Mt. St. Mary's	4	0
269	A	Mt. St. Mary's	2	1
281	N	Cleveland St.	2	1
284	H	Fairleigh Dickinson	7	0
284	H	Fairleigh Dickinson	7	0

Bryant

B
r
y
a
n
t

B
r
y
a
n
t

[illegible]

Non-Div. I Games:

Alabama St.

RPI	S	Opponent	Score	
275	H	Alabama A&M	10	0
275	H	Alabama A&M	11	14
276	H	N.C. A&T	4	3
276	H	N.C. A&T	7	6
277	H	Ark.-Pine Bluff	8	0
277	H	Ark.-Pine Bluff	8	3
277	H	Ark.-Pine Bluff	12	4
282	A	Texas Southern	0	8
282	A	Texas Southern	2	5
282	A	Texas Southern	11	5
286	A	Jackson St.	7	11
286	A	Jackson St.	11	2
286	A	Jackson St.	14	5

Alabama St.

A
l
a
b
a
m
a
s
t
.

A
l
a
b
a
m
a
s
t
.

Average RPI Win:	225	WON-LOST	WINNING	LAST 10	STRENGTH OF	OPP. STRENGTH	TEAM	ADJ	CONF.	ADJ CONF.					
Average RPI Loss:	163	RECORD	PCT. RANK	GAMES	SCHEDULE	OF SCHEDULE	RPI	RPI	RPI	RPI					
DIV. I ONLY		19-34-0	.35849	236	4-6-0	265	227	260	.40957	261	25	25			
DIV. I NON-CONF.		13-22-0	.37143	208	0-0-0	247	241	239	.42799	240	25	25			
<hr/>															
TOTALS	RPI 1-25	RPI 26-50		W-L RECORDS		RPI 51-100		RPI 101-150		RPI 150+					
19-34-0	0-0-0	0-2-0		OVERALL		0-5-0		2-8-0		17-19-0					
5-4-0	0-0-0	0-0-0		HOME		0-0-0		0-0-0		5-4-0					
1-17-0	0-0-0	0-0-0		AWAY		0-2-0		0-3-0		1-12-0					
13-13-0	0-0-0	0-2-0		NEUTRAL		0-3-0		2-5-0		11-3-0					
<hr/>															
13-22-0	0-0-0	0-2-0		NON-CONFERENCE		0-5-0		2-8-0		11-7-0					
0-0-0	0-0-0	0-0-0		HOME		0-0-0		0-0-0		0-0-0					
0-9-0	0-0-0	0-0-		AWAY		0-2-0		0-3-0		0-4-0					
13-13-0	0-0-0	0-2-0		NEUTRAL		0-3-0		2-5-0		11-3-0					
<hr/>															
6-12-0	0-0-0	0-0-0		CONFERENCE		0-0-0		0-0-0		6-12-0					
5-4-0	0-0-0	0-0-0		HOME		0-0-0		0-0-0		5-4-0					
1-8-0	0-0-0	0-0-0		AWAY		0-0-0		0-0-0		1-8-0					
0-0-0	0-0-0	0-0-0		NEUTRAL		0-0-0		0-0-0		0-0-0					
<hr/>															
RPI	S	Opponent	Score	RPI	S	Opponent	Score	RPI	S	Opponent	Score				
				44	N	SIUE	3 4	57	N	Georgia St.	4 5	103	N	Eastern Ill.	1 6
				44	N	SIUE	0 4	76	A	UNI	2 3	116	A	Lamar University	2 5
								81	A	North Florida	5 7	123	N	Drake	0 8
								87	N	Northern Ill.	0 4	123	N	Drake	4 6
								87	N	Northern Ill.	2 6	132	N	Kansas	3 2
												132	N	Kansas	0 8
												136	N	Villanova	5 3
												140	N	Montana	5 6
												141	A	Iowa	0 5
												141	A	Iowa	0 2
												157	A	North Dakota St.	3 9
												157	A	North Dakota St.	0 1
												157	A	North Dakota St.	1 3
												172	N	Toledo	6 3
												190	H	Omaha	1 11
												190	H	Omaha	4 10
												190	H	Omaha	8 4
												193	N	Western Mich.	3 2
												195	A	South Dakota	10 3
												195	A	South Dakota	6 7
												195	A	South Dakota	0 8
				LAST 10 GAMES								198	N	Valparaiso	1 3
				222	H	Western Ill.	2 3	157	A	North Dakota St.	1 3	209	N	Creighton	4 3
				222	H	Western Ill.	4 3	190	H	Omaha	1 11	218	A	IUPUI	2 5
				222	H	Western Ill.	6 5	190	H	Omaha	4 10	218	A	IUPUI	1 6
				157	A	North Dakota St.	0 1	190	H	Omaha	8 4	218	A	IUPUI	4 5
				157	A	North Dakota St.	3 9	266	H	Fort Wayne	12 7	219	N	La Salle	3 1

Non-Div. I Games:

South Dakota St.

RPI	S	Opponent	Score	
221	A	North Dakota	0	6
221	A	North Dakota	3	4
222	H	Western Ill.	4	3
222	H	Western Ill.	6	5
222	H	Western Ill.	2	3
232	N	Central Conn. St.	8	5
248	N	Niagara	1	2
250	N	Holy Cross	7	2
254	A	UMKC	2	3
254	A	UMKC	3	6
264	N	Canisius	5	3
266	H	Fort Wayne	3	1
266	H	Fort Wayne	8	12
266	H	Fort Wayne	12	7
273	N	St. Bonaventure	10	0
273	N	St. Bonaventure	8	2
275	N	Alabama A&M	8	0
275	N	Alabama A&M	1	2
294	N	South Carolina St.	14	6

South Dakota St.

S
o
u
t
h
D
a
k
o
t
a
S
t
.

S
o
u
t
h
D
a
k
o
t
a
S
t
.

Average RPI Win: 212		WON-LOST	WINNING	LAST 10	STRENGTH OF		OPP. STRENGTH	TEAM	ADJ		CONF.	ADJ CONF.			
Average RPI Loss: 148		RECORD	PCT. RANK	GAMES	SCHEDULE		OF SCHEDULE	RPI	RPI		RPI	RPI			
DIV. I ONLY		12-36-0	.25	271	4-6-0		203	219	262	.40786	262	19	19		
DIV. I NON-CONF.		8-15-0	.34783	219	2-1-0		245	234	240	.42477	244	17	17		
TOTALS		RPI 1-25	RPI 26-50		W-L RECORDS		RPI 51-100		RPI 101-150		RPI 150+				
12-36-0		0-2-0	0-5-0		OVERALL		0-1-0		1-9-0		11-19-0				
4-11-0		0-0-0	0-3-0		HOME		0-0-0		0-0-0		4-8-0				
5-17-0		0-2-0	0-2-0		AWAY		0-1-0		0-6-0		5-6-0				
3-8-0		0-0-0	0-0-0		NEUTRAL		0-0-0		1-3-0		2-5-0				
8-15-0		0-2-0	0-2-0		NON-CONFERENCE		0-1-0		1-2-0		7-8-0				
1-2-0		0-0-0	0-0-0		HOME		0-0-0		0-0-0		1-2-0				
4-6-0		0-2-0	0-0-		AWAY		0-1-0		0-0-0		4-1-0				
3-7-0		0-0-0	0-0-0		NEUTRAL		0-0-0		1-2-0		2-5-0				
4-21-0		0-0-0	0-3-0		CONFERENCE		0-0-0		0-7-0		4-11-0				
3-9-0		0-0-0	0-3-0		HOME		0-0-0		0-0-0		3-6-0				
1-11-0		0-0-0	0-0-0		AWAY		0-0-0		0-6-0		1-5-0				
0-1-0		0-0-0	0-0-0		NEUTRAL		0-0-0		0-1-0		0-0-0				
RPI S	Opponent	Score		RPI S	Opponent	Score		RPI S	Opponent	Score		RPI S	Opponent	Score	
19 A	Louisiana	0	18	29 A	Texas St.	0	8	56 A	South Ala.	0	7	107 A	Nicholls St.	4	9
19 A	Louisiana	0	8	33 A	Texas	0	3					107 A	Nicholls St.	0	7
				49 H	McNeese	1	9					107 A	Nicholls St.	1	3
				49 H	McNeese	1	7					126 A	Abilene Christian	0	6
				49 H	McNeese	0	4					126 A	Abilene Christian	2	7
												126 A	Abilene Christian	0	11
												126 N	Abilene Christian	0	10
												137 N	Texas Tech	2	0
												137 N	Texas Tech	0	7
												141 N	Iowa	0	8
												157 N	North Dakota St.	4	2
												157 N	North Dakota St.	0	4
												158 A	Southeastern La.	1	2
												158 A	Southeastern La.	3	4
												158 A	Southeastern La.	1	5
												159 A	UTSA	3	2
												159 H	UTSA	5	0
												166 H	Northwestern St.	2	3
												166 H	Northwestern St.	5	4
												166 H	Northwestern St.	1	12
												184 A	Sam Houston St.	1	0
												184 A	Sam Houston St.	2	4
												184 A	Sam Houston St.	0	2
												187 N	Middle Tenn.	0	4
												187 N	Middle Tenn.	1	2
												205 N	Tennessee Tech	0	2
												205 N	Tennessee Tech	3	4
LAST 10 GAMES															
246 H Incarnate Word				1	3	107 A Nicholls St.				1	3	184 A Sam Houston St.			
246 H Incarnate Word				6	9	107 A Nicholls St.				0	7	187 N Middle Tenn.			
246 H Incarnate Word				3	1	278 A Prairie View				9	7	187 N Middle Tenn.			
33 A Texas				0	3	278 A Prairie View				15	0	205 N Tennessee Tech			
107 A Nicholls St.				4	9	233 H Houston Baptist				4	1	205 N Tennessee Tech			

Non-Div. I Games:

A&M-Corpus Christi

RPI	S	Opponent	Score	
233	H	Houston Baptist	4	1
233	H	Houston Baptist	4	6
233	H	Houston Baptist	0	6
246	H	Incarnate Word	3	1
246	H	Incarnate Word	6	9
246	H	Incarnate Word	1	3
268	N	Alcorn	7	6
278	A	Prairie View	9	7
278	A	Prairie View	15	0
278	H	Prairie View	2	4
278	H	Prairie View	0	1
282	A	Texas Southern	2	4
282	A	Texas Southern	1	0

A&M-Corpus Christi

A
&
M
-
C
o
r
p
u
s
C
h
r
i
s
t
i

A
&
M
-
C
o
r
p
u
s
C
h
r
i
s
t
i

Average RPI Win:		209	WON-LOST RECORD		WINNING PCT. RANK	LAST 10 GAMES	STRENGTH OF SCHEDULE		OPP. STRENGTH OF SCHEDULE	TEAM RPI	ADJ RPI	CONF. RPI	ADJ CONF. RPI
Average RPI Loss:		167											
DIV. I ONLY			14-38-0		.26923	269	2-8-0		236	233	267	.40654	263
DIV. I NON-CONF.			6-22-0		.21429	263	0-2-0		136	166	241	.42955	239
TOTALS		RPI 1-25	RPI 26-50		W-L RECORDS		RPI 51-100		RPI 101-150		RPI 150+		
14-38-0		0-2-0	0-2-0		OVERALL		0-3-0		2-8-0		12-23-0		
5-11-0		0-1-0	0-0-0		HOME		0-0-0		0-2-0		5-8-0		
3-15-0		0-1-0	0-1-0		AWAY		0-3-0		2-3-0		1-7-0		
6-12-0		0-0-0	0-1-0		NEUTRAL		0-0-0		0-3-0		6-8-0		
6-22-0		0-2-0	0-2-0		NON-CONFERENCE		0-3-0		1-6-0		5-9-0		
0-4-0		0-1-0	0-0-0		HOME		0-0-0		0-2-0		0-1-0		
1-8-0		0-1-0	0-0-		AWAY		0-3-0		1-1-0		0-2-0		
5-10-0		0-0-0	0-1-0		NEUTRAL		0-0-0		0-3-0		5-6-0		
8-16-0		0-0-0	0-0-0		CONFERENCE		0-0-0		1-2-0		7-14-0		
5-7-0		0-0-0	0-0-0		HOME		0-0-0		0-0-0		5-7-0		
2-7-0		0-0-0	0-0-0		AWAY		0-0-0		1-2-0		1-5-0		
1-2-0		0-0-0	0-0-0		NEUTRAL		0-0-0		0-0-0		1-2-0		
RPI S	Opponent	Score	RPI S	Opponent	Score	RPI S	Opponent	Score	RPI S	Opponent	Score		
17 H	Kentucky	1 2	34 N	North Carolina	1 8	79 A	Col. of Charleston	0 8	106 N	La.-Monroe	0 1		
25 A	Georgia	0 7	44 A	SIUE	0 8	98 A	Coastal Caro.	2 5	106 N	La.-Monroe	1 6		
						98 A	Coastal Caro.	1 2	114 N	Ball St.	0 3		
									125 H	Miami (OH)	0 8		
									125 H	Miami (OH)	1 6		
									141 A	Ill.-Chicago	4 3		
									141 A	Ill.-Chicago	1 6		
									141 A	Ill.-Chicago	0 1		
									148 A	Morehead St.	4 3		
									148 A	Morehead St.	2 4		
									151 H	Eastern Ky.	4 13		
									170 A	Dayton	1 7		
									170 A	Dayton	1 5		
									170 N	Dayton	8 11		
									170 N	Dayton	6 13		
									171 N	UConn	0 11		
									171 N	UConn	3 11		
									172 N	Toledo	4 2		
									176 N	Butler	5 1		
									185 N	UMass Lowell	8 6		
									198 H	Valparaiso	5 13		
									198 H	Valparaiso	12 9		
									198 H	Valparaiso	4 7		
									200 H	Youngstown St.	9 0		
									200 H	Youngstown St.	11 3		
									200 H	Youngstown St.	4 6		
									211 A	Wright St.	3 12		
			LAST 10 GAMES										
			211 A	Wright St.	3 12	280 H	Green Bay	1 5	198 H	Valparaiso	4 7		
			211 A	Wright St.	0 4	170 A	Dayton	1 5	200 H	Youngstown St.	9 0		
			211 A	Wright St.	0 8	170 A	Dayton	1 7	200 H	Youngstown St.	11 3		
			280 H	Green Bay	3 7	281 H	Cleveland St.	4 2	200 H	Youngstown St.	4 6		
			280 H	Green Bay	12 4	281 H	Cleveland St.	1 4	211 A	Wright St.	3 12		

Non-Div. I Games:

Northern Ky.

Northern Ky.

Average RPI Win: 243		WON-LOST RECORD		WINNING PCT. RANK		LAST 10 GAMES		STRENGTH OF SCHEDULE		OPP. STRENGTH OF SCHEDULE		TEAM RPI		ADJ RPI		CONF. RPI		ADJ CONF. RPI	
DIV. I ONLY		21-32-0		.39623 206		4-6-0		266		256		256		.40262 264		29		30	
DIV. I NON-CONF.		12-21-0		.36364 212		0-1-0		280		258		257		.39609 266		30		30	
TOTALS		RPI 1-25		RPI 26-50		W-L RECORDS		RPI 51-100		RPI 101-150		RPI 150+							
21-32-0		0-1-0		0-1-0		OVERALL		0-6-0		1-2-0		20-22-0							
6-9-0		0-0-0		0-0-0		HOME		0-2-0		0-0-0		6-7-0							
6-14-0		0-0-0		0-1-0		AWAY		0-4-0		1-0-0		5-9-0							
9-9-0		0-1-0		0-0-0		NEUTRAL		0-0-0		0-2-0		9-6-0							
12-21-0		0-1-0		0-1-0		NON-CONFERENCE		0-6-0		1-2-0		11-11-0							
1-4-0		0-0-0		0-0-0		HOME		0-2-0		0-0-0		1-2-0							
2-8-0		0-0-0		0-0-		AWAY		0-4-0		1-0-0		1-3-0							
9-9-0		0-1-0		0-0-0		NEUTRAL		0-0-0		0-2-0		9-6-0							
9-11-0		0-0-0		0-0-0		CONFERENCE		0-0-0		0-0-0		9-11-0							
5-5-0		0-0-0		0-0-0		HOME		0-0-0		0-0-0		5-5-0							
4-6-0		0-0-0		0-0-0		AWAY		0-0-0		0-0-0		4-6-0							
0-0-0		0-0-0		0-0-0		NEUTRAL		0-0-0		0-0-0		0-0-0							
RPI	S	Opponent		Score		RPI	S	Opponent		Score		RPI	S	Opponent		Score			
7	N	Florida St.		1 9		41	A	USC Upstate		0 4		71	H	Syracuse		0 9			
												71	H	Syracuse		2 8			
												86	A	FGCU		1 2			
												86	A	FGCU		0 8			
												100	A	Charlotte		8 9			
												100	A	Charlotte		3 4			
												136	N	Villanova		3 4			
												138	N	Iowa St.		3 4			
												147	A	Furman		3 0			
												164	A	Iona		2 4			
												164	A	Iona		4 5			
												170	N	Dayton		12 4			
												170	N	Dayton		1 8			
												201	H	Marist		3 4			
												201	H	Marist		4 5			
												202	N	Bowling Green		0 8			
												202	N	Bowling Green		6 4			
												208	A	Monmouth		2 8			
												208	A	Monmouth		5 7			
												212	H	Manhattan		1 3			
												212	H	Manhattan		2 4			
												213	A	Fairfield		0 4			
												213	A	Fairfield		5 4			
												214	H	Quinnipiac		7 6			
												214	H	Quinnipiac		4 3			
												219	N	La Salle		5 4			
												228	A	Siena		0 6			
												228	A	Siena		4 3			
												232	N	Central Conn. St.		3 1			
												242	N	Drexel		2 1			
												248	H	Niagara		1 4			
												248	H	Niagara		5 3			
												250	N	Holy Cross		13 3			
LAST 10 GAMES						LAST 10 GAMES						LAST 10 GAMES							
						248	H	Niagara		1 4		201	H	Marist		3 4			
						248	H	Niagara		5 3		273	H	St. Bonaventure		2 8			
						214	H	Quinnipiac		7 6		208	A	Monmouth		2 8			
						214	H	Quinnipiac		4 3		208	A	Monmouth		5 7			
						201	H	Marist		4 5		289	A	Rider		13 5			

Non-Div. I Games:

Canisius

Canisius

Average RPI Win: 229		WON-LOST	WINNING	LAST 10	STRENGTH OF		OPP. STRENGTH	TEAM	ADJ		CONF.	ADJ CONF.					
Average RPI Loss: 195		RECORD	PCT. RANK	GAMES	SCHEDULE		OF SCHEDULE	RPI	RPI		RPI	RPI					
DIV. I ONLY		16-27-0	.37209	228	5-5-0		263	264	261	.40241	265	28	29				
DIV. I NON-CONF.		7-20-0	.25926	252	2-3-0		261	269	271	.38353	272	29	29				
TOTALS		RPI 1-25	RPI 26-50		W-L RECORDS		RPI 51-100		RPI 101-150		RPI 150+						
16-27-0	0-0-0	0-2-0		OVERALL		0-2-0		0-1-0		16-22-0							
9-8-0	0-0-0	0-0-0		HOME		0-0-0		0-0-0		9-8-0							
6-10-0	0-0-0	0-2-0		AWAY		0-1-0		0-0-0		6-6-0							
1-9-0	0-0-0	0-0-0		NEUTRAL		0-1-0		0-1-0		1-7-0							
7-20-0	0-0-0	0-2-0		NON-CONFERENCE		0-2-0		0-1-0		7-15-0							
4-4-0	0-0-0	0-0-0		HOME		0-0-0		0-0-0		4-4-0							
2-7-0	0-0-0	0-0-		AWAY		0-1-0		0-0-0		2-4-0							
1-9-0	0-0-0	0-0-0		NEUTRAL		0-1-0		0-1-0		1-7-0							
9-7-0	0-0-0	0-0-0		CONFERENCE		0-0-0		0-0-0		9-7-0							
5-4-0	0-0-0	0-0-0		HOME		0-0-0		0-0-0		5-4-0							
4-3-0	0-0-0	0-0-0		AWAY		0-0-0		0-0-0		4-3-0							
0-0-0	0-0-0	0-0-0		NEUTRAL		0-0-0		0-0-0		0-0-0							
RPI	S	Opponent	Score		RPI	S	Opponent	Score		RPI	S	Opponent	Score				
			48	A	Fordham	0	13	69	A	Hofstra	2	6	103	N	Eastern Ill.	1	10
			50	A	Lipscomb	1	7	99	N	Kent St.	3	11	163	A	New Mexico	12	13
													164	H	Iona	7	4
													173	N	Harvard	0	8
													183	H	Binghamton	4	1
													183	H	Binghamton	2	1
													185	H	UMass Lowell	4	10
													185	H	UMass Lowell	1	3
													185	H	UMass Lowell	8	2
													189	A	LIU Brooklyn	9	1
													196	A	Maine	2	3
													196	A	Maine	0	8
													196	A	Maine	3	4
													198	N	Valparaiso	9	10
													198	N	Valparaiso	1	4
													207	A	Albany (NY)	5	2
													207	A	Albany (NY)	7	5
													208	H	Monmouth	1	6
													212	H	Manhattan	0	8
													212	H	Manhattan	9	3
													212	N	Manhattan	3	1
			LAST 10 GAMES														
			183	H	Binghamton	4	1	284	A	Fairleigh Dickinson	11	4	217	N	Eastern Mich.	3	4
			183	H	Binghamton	2	1	290	H	Hartford	8	0	235	N	Santa Clara	3	13
			212	H	Manhattan	0	8	208	H	Monmouth	1	6	235	N	Santa Clara	4	6
			212	H	Manhattan	9	3	185	H	UMass Lowell	1	3	241	A	Sacred Heart	0	2
			284	A	Fairleigh Dickinson	0	6	185	H	UMass Lowell	4	10	241	A	Sacred Heart	1	3
													244	N	Detroit Mercy	1	2

Non-Div. I Games:

Stony Brook

RPI	S	Opponent	Score	
250	H	Holy Cross	11	2
250	H	Holy Cross	9	0
270	H	Brown	2	4
270	H	Brown	0	6
272	H	UMBC	0	4
272	H	UMBC	3	0
272	H	UMBC	3	5
284	A	Fairleigh Dickinson	0	6
284	A	Fairleigh Dickinson	11	4
290	A	Hartford	12	0
290	A	Hartford	9	6
290	H	Hartford	8	0

Stony Brook

S
t
o
n
y
B
r
o
o
k

S
t
o
n
y
B
r
o
o
k

Average RPI Win: Average RPI Loss:	209 172	WON-LOST RECORD	WINNING PCT. RANK	LAST 10 GAMES		STRENGTH OF SCHEDULE	OPP. STRENGTH OF SCHEDULE	TEAM RPI	ADJ RPI	CONF. RPI	ADJ CONF. RPI
DIV. I ONLY		12-36-0	.25 271	3-7-0		221	237	268	.4019	266	25 25
DIV. I NON-CONF.		8-25-0	.24242 257	1-1-0		179	249	251	.41667	251	25 25
TOTALS	RPI 1-25		RPI 26-50	W-L RECORDS		RPI 51-100		RPI 101-150		RPI 150+	
12-36-0	0-0-0		0-1-0	OVERALL		0-2-0		0-9-0		12-24-0	
4-8-0	0-0-0		0-0-0	HOME		0-0-0		0-0-0		4-8-0	
3-9-0	0-0-0		0-0-0	AWAY		0-0-0		0-3-0		3-6-0	
5-19-0	0-0-0		0-1-0	NEUTRAL		0-2-0		0-6-0		5-10-0	
8-25-0	0-0-0		0-1-0	NON-CONFERENCE		0-2-0		0-9-0		8-13-0	
2-1-0	0-0-0		0-0-0	HOME		0-0-0		0-0-0		2-1-0	
1-5-0	0-0-0		0-0-	AWAY		0-0-0		0-3-0		1-2-0	
5-19-0	0-0-0		0-1-0	NEUTRAL		0-2-0		0-6-0		5-10-0	
4-11-0	0-0-0		0-0-0	CONFERENCE		0-0-0		0-0-0		4-11-0	
2-7-0	0-0-0		0-0-0	HOME		0-0-0		0-0-0		2-7-0	
2-4-0	0-0-0		0-0-0	AWAY		0-0-0		0-0-0		2-4-0	
0-0-0	0-0-0		0-0-0	NEUTRAL		0-0-0		0-0-0		0-0-0	
RPI S Opponent Score		RPI S Opponent Score		RPI S Opponent Score		RPI S Opponent Score		RPI S Opponent Score			
		44 N SIUE 0 8		53 N Central Mich. 1 2		82 N UT Martin 4 13		103 A Eastern Ill. 0 1			
								103 N Eastern Ill. 0 10			
								121 N Army West Point 8 13			
								125 A Miami (OH) 2 11			
								134 A Purdue 0 10			
								136 N Villanova 8 10			
								141 N Ill.-Chicago 2 9			
								144 N Towson 1 9			
								149 N Loyola Chicago 0 6			
								157 H North Dakota St. 2 7			
								157 H North Dakota St. 1 4			
								157 H North Dakota St. 1 8			
								162 N Saint Joseph's 3 1			
								167 A Mercer 4 3			
								167 A Mercer 1 9			
								170 N Dayton 2 3			
								170 N Dayton 6 14			
								172 H Toledo 9 7			
								176 N Butler 1 5			
								178 H Indiana St. 2 8			
								179 N Providence 7 6			
				LAST 10 GAMES				180 N Penn 0 5			
		218 H IUPUI 6 20		195 A South Dakota 0 7		193 N Western Mich. 3 10					
		218 H IUPUI 4 3		202 H Bowling Green 7 1		194 N Akron 0 1					
		218 H IUPUI 4 15		103 A Eastern Ill. 0 1		194 N Akron 3 5					
		195 A South Dakota 6 5		261 A South Dakota St. 7 12		195 A South Dakota 0 7					
		195 A South Dakota 2 7		261 A South Dakota St. 1 3		195 A South Dakota 2 7					

Non-Div. I Games:

Fort Wayne

Fort Wayne

Average RPI Win: 229		WON-LOST	WINNING	LAST 10	STRENGTH OF		OPP. STRENGTH	TEAM	ADJ		CONF.	ADJ CONF.
Average RPI Loss: 140		RECORD	PCT. RANK	GAMES	SCHEDULE		OF SCHEDULE	RPI	RPI		RPI	RPI
DIV. I ONLY		11-37-0	.22917	279	2-8-0		193	207	265		14	14
DIV. I NON-CONF.		9-17-0	.34615	221	1-0-0		284	262	266		14	15
TOTALS		RPI 1-25	RPI 26-50		W-L RECORDS		RPI 51-100		RPI 101-150		RPI 150+	
11-37-0		0-2-0	0-4-0		OVERALL		0-5-0		2-8-0		9-18-0	
3-19-0		0-0-0	0-2-0		HOME		0-1-0		1-4-0		2-12-0	
5-12-0		0-2-0	0-2-0		AWAY		0-3-0		0-4-0		5-1-0	
3-6-0		0-0-0	0-0-0		NEUTRAL		0-1-0		1-0-0		2-5-0	
9-17-0		0-2-0	0-0-0		NON-CONFERENCE		0-2-0		1-3-0		8-10-0	
2-9-0		0-0-0	0-0-0		HOME		0-0-0		0-3-0		2-6-0	
4-3-0		0-2-0	0-0-		AWAY		0-1-0		0-0-0		4-0-0	
3-5-0		0-0-0	0-0-0		NEUTRAL		0-1-0		1-0-0		2-4-0	
2-20-0		0-0-0	0-4-0		CONFERENCE		0-3-0		1-5-0		1-8-0	
1-10-0		0-0-0	0-2-0		HOME		0-1-0		1-1-0		0-6-0	
1-9-0		0-0-0	0-2-0		AWAY		0-2-0		0-4-0		1-1-0	
0-1-0		0-0-0	0-0-0		NEUTRAL		0-0-0		0-0-0		0-1-0	
RPI S	Opponent	Score	RPI S	Opponent	Score	RPI S	Opponent	Score	RPI S	Opponent	Score	
9 A	Tennessee	1 11	39 H	Jacksonville St.	0 7	73 A	Murray St.	3 11	103 A	Eastern Ill.	1 9	
9 A	Tennessee	0 8	39 H	Jacksonville St.	0 8	73 A	Murray St.	0 4	103 A	Eastern Ill.	3 5	
			44 A	SIUE	0 2	82 H	UT Martin	0 8	109 A	Belmont	2 7	
			44 A	SIUE	0 1	96 A	Memphis	3 6	109 A	Belmont	1 12	
						97 N	Louisiana Tech	0 10	138 H	Iowa St.	3 11	
									138 H	Iowa St.	0 9	
									138 H	Iowa St.	0 2	
									148 H	Morehead St.	10 2	
									148 H	Morehead St.	0 4	
									149 N	Loyola Chicago	3 1	
									151 H	Eastern Ky.	1 12	
									151 H	Eastern Ky.	2 12	
									152 N	Missouri St.	0 7	
									154 H	Evansville	1 8	
									154 H	Evansville	4 9	
									168 A	Austin Peay	3 11	
									168 A	Austin Peay	3 2	
									169 H	Southeast Mo. St.	3 5	
									169 H	Southeast Mo. St.	1 4	
									169 N	Southeast Mo. St.	1 9	
									187 H	Middle Tenn.	7 4	
									198 N	Valparaiso	2 4	
									205 H	Tennessee Tech	4 7	
									205 H	Tennessee Tech	0 9	
									210 N	Samford	10 9	
									211 N	Wright St.	1 9	
									256 H	Chattanooga	5 6	
LAST 10 GAMES			109 A	Belmont	1 12	168 A	Austin Peay	3 2	205 H	Tennessee Tech	4 7	
			109 A	Belmont	2 7	168 A	Austin Peay	3 11	205 H	Tennessee Tech	0 9	
			82 H	UT Martin	0 8	73 A	Murray St.	0 4	210 N	Samford	10 9	
			169 H	Southeast Mo. St.	1 4	73 A	Murray St.	3 11	211 N	Wright St.	1 9	
			169 H	Southeast Mo. St.	3 5	275 A	Alabama A&M	7 0	256 H	Chattanooga	5 6	

Non-Div. I Games: Jarvis Christian 9 0

Tennessee St.

T
e
n
n
e
s
s
e
e
s
t
.

1
0
1
1
0
1
1
0
0
1
1
1

Tennessee St.

Average RPI Win:		278	WON-LOST RECORD		WINNING PCT. RANK		LAST 10 GAMES		STRENGTH OF SCHEDULE		OPP. STRENGTH OF SCHEDULE		TEAM RPI		ADJ RPI		CONF. RPI		ADJ CONF. RPI	
DIV. I ONLY			14-27-0		.34146 245		4-6-0		274		255		270		.39135 268		32		32	
DIV. I NON-CONF.			1-22-0		.04348 291		0-3-0		159		127		277		.37763 277		32		32	
TOTALS		RPI 1-25		RPI 26-50		W-L RECORDS		RPI 51-100		RPI 101-150		RPI 150+								
14-27-0		0-2-0		0-1-0		OVERALL		0-2-0		0-7-0		14-15-0								
7-9-0		0-0-0		0-1-0		HOME		0-0-0		0-0-0		7-8-0								
6-13-0		0-2-0		0-0-0		AWAY		0-2-0		0-6-0		6-3-0								
1-5-0		0-0-0		0-0-0		NEUTRAL		0-0-0		0-1-0		1-4-0								
1-22-0		0-2-0		0-1-0		NON-CONFERENCE		0-2-0		0-7-0		1-10-0								
0-7-0		0-0-0		0-1-0		HOME		0-0-0		0-0-0		0-6-0								
0-10-0		0-2-0		0-0-		AWAY		0-2-0		0-6-0		0-0-0								
1-5-0		0-0-0		0-0-0		NEUTRAL		0-0-0		0-1-0		1-4-0								
13-5-0		0-0-0		0-0-0		CONFERENCE		0-0-0		0-0-0		13-5-0								
7-2-0		0-0-0		0-0-0		HOME		0-0-0		0-0-0		7-2-0								
6-3-0		0-0-0		0-0-0		AWAY		0-0-0		0-0-0		6-3-0								
0-0-0		0-0-0		0-0-0		NEUTRAL		0-0-0		0-0-0		0-0-0								
RPI	S	Opponent		Score		RPI	S	Opponent		Score		RPI	S	Opponent		Score				
19	A	Louisiana		4	14	31	H	Mississippi St.		0	6	96	A	Memphis		1	9			
19	A	Louisiana		0	8							96	A	Memphis		2	8			
														101 A Southern Miss.		6	7			
														101 A Southern Miss.		8	10			
														107 A Nicholls St.		3	4			
														107 A Nicholls St.		1	4			
														116 A Lamar University		1	9			
														116 A Lamar University		7	8			
														148 N Morehead St.		10	17			
														151 H Eastern Ky.		0	8			
														151 H Eastern Ky.		4	12			
														157 N North Dakota St.		0	7			
														158 H Southeastern La.		0	2			
														158 H Southeastern La.		1	6			
														169 H Southeast Mo. St.		0	8			
														169 H Southeast Mo. St.		5	7			
														169 N Southeast Mo. St.		2	3			
														187 N Middle Tenn.		2	10			
														260 A Alabama St.		12	3			
														260 A Alabama St.		9	0			
														260 A Alabama St.		4	3			
														262 N A&M-Corpus Christi		6	7			
														271 H Mississippi Val.		10	2			
														271 H Mississippi Val.		1	7			
														271 H Mississippi Val.		2	4			
														274 N Buffalo		12	3			
														275 A Alabama A&M		10	4			
														275 A Alabama A&M		3	2			
														275 A Alabama A&M		3	6			
														260 A Alabama St.		12	3			
Non-Div. I Games:		Kentucky St.		10	2	Kentucky St.		13	0	Mississippi Col.		1	6	Mississippi Col.		2	8			
														Alcorn						

RPI	S	Opponent	Score	
277	A	Ark.-Pine Bluff	6	4
277	A	Ark.-Pine Bluff	4	6
277	A	Ark.-Pine Bluff	8	9
286	H	Jackson St.	6	3
286	H	Jackson St.	9	1
286	H	Jackson St.	5	0
295	H	Grambling	4	0
295	H	Grambling	9	1
295	H	Grambling	6	3

Alcorn

A
l
c
o
r
n

A
l
c
o
r
n

Average RPI Win:	261	WON-LOST RECORD	WINNING PCT. RANK	LAST 10 GAMES	STRENGTH OF SCHEDULE	OPP. STRENGTH OF SCHEDULE	TEAM RPI	ADJ RPI	CONF. RPI	ADJ CONF. RPI	
Average RPI Loss:	205										
DIV. I ONLY	20-31-0	.39216	214	3-7-0	278	281	269	.39039	269	27	27
DIV. I NON-CONF.	15-20-0	.42857	174	3-1-0	287	292	265	.39661	265	26	28
<hr/>											
TOTALS	RPI 1-25	RPI 26-50		W-L RECORDS		RPI 51-100		RPI 101-150		RPI 150+	
20-31-0	0-0-0	0-0-0		OVERALL		0-3-0		0-2-0		20-26-0	
9-11-0	0-0-0	0-0-0		HOME		0-2-0		0-0-0		9-9-0	
7-11-0	0-0-0	0-0-0		AWAY		0-1-0		0-1-0		7-9-0	
4-9-0	0-0-0	0-0-0		NEUTRAL		0-0-0		0-1-0		4-8-0	
15-20-0	0-0-0	0-0-0		NON-CONFERENCE		0-1-0		0-2-0		15-17-0	
6-6-0	0-0-0	0-0-0		HOME		0-0-0		0-0-0		6-6-0	
5-5-0	0-0-0	0-0-		AWAY		0-1-0		0-1-0		5-3-0	
4-9-0	0-0-0	0-0-0		NEUTRAL		0-0-0		0-1-0		4-8-0	
5-11-0	0-0-0	0-0-0		CONFERENCE		0-2-0		0-0-0		5-9-0	
3-5-0	0-0-0	0-0-0		HOME		0-2-0		0-0-0		3-3-0	
2-6-0	0-0-0	0-0-0		AWAY		0-0-0		0-0-0		2-6-0	
0-0-0	0-0-0	0-0-0		NEUTRAL		0-0-0		0-0-0		0-0-0	
RPI	S	Opponent	Score	RPI	S	Opponent	Score	RPI	S	Opponent	Score
						59 H Saint Francis (PA)	1 6	111 A Stetson		4 5	
						59 H Saint Francis (PA)	0 3	134 N Purdue		2 10	
						81 A North Florida	1 9	151 N Eastern Ky.		3 6	
								178 N Indiana St.		4 5	
								189 A LIU Brooklyn		2 3	
								189 A LIU Brooklyn		9 4	
								193 N Western Mich.		0 3	
								197 N Bucknell		0 4	
								200 N Youngstown St.		8 1	
								207 N Albany (NY)		14 6	
								207 N Albany (NY)		2 15	
								212 H Manhattan		9 10	
								212 H Manhattan		4 9	
								216 A Wagner		1 2	
								216 A Wagner		3 15	
								219 N La Salle		0 3	
								219 N La Salle		4 5	
								223 N Western Caro.		3 8	
								232 H Central Conn. St.		1 11	
								232 H Central Conn. St.		1 0	
								236 A Bethune-Cookman		2 4	
								236 A Bethune-Cookman		3 11	
								240 H Georgetown		6 2	
								241 A Sacred Heart		0 5	
								241 A Sacred Heart		3 0	
								251 N Yale		3 2	
								252 A Morgan St.		6 11	
LAST 10 GAMES											
						258 A Robert Morris	5 6	259 H Bryant		0 4	
						258 A Robert Morris	1 2	293 A Howard		13 1	
						272 H UMBC	3 5	293 A Howard		12 4	
						272 H UMBC	17 3	216 A Wagner		3 15	
						259 H Bryant	1 2	216 A Wagner		1 2	

Non-Div. I Games:

Mt. St. Mary's

RPI	S	Opponent	Score	
252	A	Morgan St.	4	3
252	H	Morgan St.	6	7
257	H	Cornell	7	8
258	A	Robert Morris	1	2
258	A	Robert Morris	5	6
259	H	Bryant	1	2
259	H	Bryant	0	4
264	H	Canisius	6	5
272	H	UMBC	3	5
272	H	UMBC	17	3
274	H	Buffalo	0	13
274	H	Buffalo	5	3
279	N	N.C. Central	14	1
284	H	Fairleigh Dickinson	12	7
284	H	Fairleigh Dickinson	7	0
292	A	Coppin St.	18	0
292	A	Coppin St.	6	5
292	H	Coppin St.	4	1
292	H	Coppin St.	8	7
293	A	Howard	13	1
293	A	Howard	12	4

Mt. St. Mary's

M
t
.
S
t
.
M
a
r
y
'
s

M
t
.
S
t
.
M
a
r
y
'
s

**B
r
o
w
n**

Brown

RPI	S	Opponent	Score	
250	H	Holy Cross	3	4
250	N	Holy Cross	2	7
250	N	Holy Cross	7	5
251	A	Yale	5	7
251	A	Yale	4	6
251	H	Yale	7	2
251	H	Yale	3	0
257	A	Cornell	3	4
257	A	Cornell	5	4
265	A	Stony Brook	4	2
265	A	Stony Brook	6	0
290	H	Hartford	5	1
290	H	Hartford	9	1
290	N	Hartford	3	1
291	N	Saint Peter's	11	3
291	N	Saint Peter's	18	7

Brown

B
r
o
w
n

B
r
o
w
n

Average RPI Win: 277		WON-LOST RECORD		WINNING PCT. RANK		LAST 10 GAMES		STRENGTH OF SCHEDULE		OPP. STRENGTH OF SCHEDULE		TEAM RPI		ADJ RPI		CONF. RPI		ADJ CONF. RPI	
DIV. I ONLY		12-29-0		.29268 262		4-6-0		269		273		271		.38805 271		32		32	
DIV. I NON-CONF.		2-19-0		.09524 282		0-1-0		39		124		243		.42475 245		32		32	
TOTALS		RPI 1-25		RPI 26-50		W-L RECORDS		RPI 51-100		RPI 101-150		RPI 150+							
12-29-0		0-2-0		0-3-0		OVERALL		0-3-0		0-8-0		12-13-0							
3-7-0		0-0-0		0-0-0		HOME		0-0-0		0-1-0		3-6-0							
5-11-0		0-2-0		0-1-0		AWAY		0-0-0		0-2-0		5-6-0							
4-11-0		0-0-0		0-2-0		NEUTRAL		0-3-0		0-5-0		4-1-0							
2-19-0		0-2-0		0-3-0		NON-CONFERENCE		0-3-0		0-8-0		2-3-0							
0-1-0		0-0-0		0-0-0		HOME		0-0-0		0-1-0		0-0-0							
0-7-0		0-2-0		0-0-		AWAY		0-0-0		0-2-0		0-2-0							
2-11-0		0-0-0		0-2-0		NEUTRAL		0-3-0		0-5-0		2-1-0							
10-10-0		0-0-0		0-0-0		CONFERENCE		0-0-0		0-0-0		10-10-0							
3-6-0		0-0-0		0-0-0		HOME		0-0-0		0-0-0		3-6-0							
5-4-0		0-0-0		0-0-0		AWAY		0-0-0		0-0-0		5-4-0							
2-0-0		0-0-0		0-0-0		NEUTRAL		0-0-0		0-0-0		2-0-0							
RPI	S	Opponent		Score		RPI	S	Opponent		Score		RPI	S	Opponent		Score			
19	A	Louisiana		0	19	31	A	Mississippi St.		0	8	101	A	Southern Miss.		1	9		
23	A	Ole Miss		0	8	39	N	Jacksonville St.		7	14	101	A	Southern Miss.		1	3		
						39	N	Jacksonville St.		1	10	107	H	Nicholls St.		0	1		
												107	N	Nicholls St.		0	20		
												107	N	Nicholls St.		1	8		
												107	N	Nicholls St.		3	4		
												123	N	Drake		9	10		
												139	N	Bradley		5	12		
												158	A	Southeastern La.		5	11		
												168	N	Austin Peay		3	14		
												174	A	Central Ark.		3	9		
												237	N	Dartmouth		13	5		
												260	H	Alabama St.		5	15		
												260	H	Alabama St.		5	8		
												260	H	Alabama St.		8	6		
												268	A	Alcorn		4	2		
												268	A	Alcorn		7	1		
												268	A	Alcorn		2	10		
												275	H	Alabama A&M		3	1		
												275	H	Alabama A&M		9	10		
												275	H	Alabama A&M		0	8		
												278	A	Prairie View		4	2		
												278	A	Prairie View		14	3		
												278	A	Prairie View		0	4		
												286	A	Jackson St.		3	11		
												286	A	Jackson St.		5	7		
												286	A	Jackson St.		10	6		
												286	A	Jackson St.		3	11		

Non-Div. I Games: Jarvis Christian 6 1 West Ala. 3 11 West Ala. 6 10 Mississippi Val.

RPI	S	Opponent	Score	
287	H	Southern U.	4	5
287	H	Southern U.	6	1
287	H	Southern U.	1	6
292	N	Coppin St.	7	3
295	N	Grambling	9	0
295	N	Grambling	10	1

Mississippi Val.

M
i
s
s
i
s
s
i
p
p
i
V
a
l
.

M
i
s
s
i
s
s
i
p
p
i
V
a
l
.

Average RPI Win:	261	WON-LOST RECORD	WINNING PCT. RANK	LAST 10 GAMES	STRENGTH OF SCHEDULE	OPP. STRENGTH OF SCHEDULE	TEAM RPI	ADJ RPI	CONF. RPI	ADJ CONF. RPI			
Average RPI Loss:	206												
DIV. I ONLY		22-28-0	.44	178	3-7-0	284	286	266	.38734	272	28	29	
DIV. I NON-CONF.		17-18-0	.48571	140	1-1-0	289	295	260	.39158	269	29	29	
<hr/>													
TOTALS	RPI 1-25	RPI 26-50		W-L RECORDS		RPI 51-100		RPI 101-150		RPI 150+			
22-28-0	0-0-0	0-0-0		OVERALL		1-2-0		0-2-0		21-24-0			
13-11-0	0-0-0	0-0-0		HOME		0-0-0		0-0-0		13-11-0			
6-11-0	0-0-0	0-0-0		AWAY		1-1-0		0-2-0		5-8-0			
3-6-0	0-0-0	0-0-0		NEUTRAL		0-1-0		0-0-0		3-5-0			
17-18-0	0-0-0	0-0-0		NON-CONFERENCE		1-2-0		0-2-0		16-14-0			
11-7-0	0-0-0	0-0-0		HOME		0-0-0		0-0-0		11-7-0			
3-5-0	0-0-0	0-0-		AWAY		1-1-0		0-2-0		2-2-0			
3-6-0	0-0-0	0-0-0		NEUTRAL		0-1-0		0-0-0		3-5-0			
5-10-0	0-0-0	0-0-0		CONFERENCE		0-0-0		0-0-0		5-10-0			
2-4-0	0-0-0	0-0-0		HOME		0-0-0		0-0-0		2-4-0			
3-6-0	0-0-0	0-0-0		AWAY		0-0-0		0-0-0		3-6-0			
0-0-0	0-0-0	0-0-0		NEUTRAL		0-0-0		0-0-0		0-0-0			
RPI	S	Opponent	Score	RPI	S	Opponent	Score	RPI	S	Opponent	Score		
						90 N	North Texas	2	6	109 A	Belmont	1	2
						95 A	UNCW	6	4	109 A	Belmont	3	6
						95 A	UNCW	1	7	183 H	Binghamton	5	11
										183 H	Binghamton	3	10
										185 A	UMass Lowell	4	9
										185 A	UMass Lowell	1	4
										185 A	UMass Lowell	2	6
										196 H	Maine	1	7
										196 H	Maine	1	4
										198 N	Valparaiso	4	5
										201 H	Marist	2	7
										201 H	Marist	3	4
										207 A	Albany (NY)	7	3
										207 A	Albany (NY)	2	4
										207 A	Albany (NY)	3	7
										227 N	Appalachian St.	1	0
										227 N	Appalachian St.	2	9
										227 N	Appalachian St.	3	10
										227 N	Appalachian St.	3	5
										228 H	Siena	6	2
										228 H	Siena	4	3
										252 H	Morgan St.	3	5
										252 H	Morgan St.	1	3
										252 H	Morgan St.	2	6
										253 H	Lafayette	5	0
										254 N	UMKC	2	4
										254 N	UMKC	7	4
<hr/>													
LAST 10 GAMES													
						290 H	Hartford	4	3	185 A	UMass Lowell	2	6
						290 H	Hartford	9	8	185 A	UMass Lowell	1	4
						269 A	Mt. St. Mary's	5	3	196 H	Maine	1	7
						269 A	Mt. St. Mary's	3	17	196 H	Maine	1	4
						185 A	UMass Lowell	4	9	207 A	Albany (NY)	3	7

Non-Div. I Games:

UMBC

RPI	S	Opponent	Score	
258	H	Robert Morris	5	6
258	H	Robert Morris	4	0
265	A	Stony Brook	5	3
265	A	Stony Brook	0	3
265	A	Stony Brook	4	0
269	A	Mt. St. Mary's	5	3
269	A	Mt. St. Mary's	3	17
276	A	N.C. A&T	1	3
288	H	UMES	5	0
288	H	UMES	0	3
288	H	UMES	5	0
288	H	UMES	1	0
289	H	Rider	11	7
289	H	Rider	15	0
290	H	Hartford	4	3
290	H	Hartford	9	8
292	H	Coppin St.	6	3
292	H	Coppin St.	10	4
293	A	Howard	11	3
293	N	Howard	12	6

UMBC

U
M
B
C

U
M
B
C

Average RPI Win: 236		WON-LOST	WINNING	LAST 10	STRENGTH OF		OPP. STRENGTH	TEAM	ADJ		CONF.	ADJ CONF.
Average RPI Loss: 189		RECORD	PCT. RANK	GAMES	SCHEDULE		OF SCHEDULE	RPI	RPI		RPI	RPI
DIV. I ONLY		12-37-0	.2449	277	2-8-0		261	240	273		20	21
DIV. I NON-CONF.		10-20-0	.33333	226	1-0-0		276	277	268		24	24
TOTALS		RPI 1-25	RPI 26-50		W-L RECORDS		RPI 51-100		RPI 101-150		RPI 150+	
12-37-0		0-0-0	0-2-0		OVERALL		0-3-0		1-2-0		11-30-0	
3-11-0		0-0-0	0-2-0		HOME		0-0-0		0-0-0		3-9-0	
3-13-0		0-0-0	0-0-0		AWAY		0-2-0		1-1-0		2-10-0	
6-13-0		0-0-0	0-0-0		NEUTRAL		0-1-0		0-1-0		6-11-0	
10-20-0		0-0-0	0-0-0		NON-CONFERENCE		0-3-0		1-2-0		9-15-0	
2-2-0		0-0-0	0-0-0		HOME		0-0-0		0-0-0		2-2-0	
2-5-0		0-0-0	0-0-		AWAY		0-2-0		1-1-0		1-2-0	
6-13-0		0-0-0	0-0-0		NEUTRAL		0-1-0		0-1-0		6-11-0	
2-17-0		0-0-0	0-2-0		CONFERENCE		0-0-0		0-0-0		2-15-0	
1-9-0		0-0-0	0-2-0		HOME		0-0-0		0-0-0		1-7-0	
1-8-0		0-0-0	0-0-0		AWAY		0-0-0		0-0-0		1-8-0	
0-0-0		0-0-0	0-0-0		NEUTRAL		0-0-0		0-0-0		0-0-0	
RPI S	Opponent	Score	RPI S	Opponent	Score	RPI S	Opponent	Score	RPI S	Opponent	Score	
			48 H	Fordham	2 12	53 N	Central Mich.	3 4	114 N	Ball St.	1 8	
			48 H	Fordham	8 23	95 A	UNCW	1 10	120 A	Jacksonville	3 14	
						100 A	Charlotte	1 4	120 A	Jacksonville	3 2	
									162 H	Saint Joseph's	1 4	
									162 H	Saint Joseph's	0 3	
									162 H	Saint Joseph's	2 10	
									170 A	Dayton	0 5	
									170 A	Dayton	3 11	
									170 A	Dayton	4 9	
									180 N	Penn	1 9	
									181 H	Saint Louis	4 9	
									181 H	Saint Louis	2 10	
									185 N	UMass Lowell	5 4	
									185 N	UMass Lowell	0 9	
									193 N	Western Mich.	5 4	
									200 A	Youngstown St.	0 1	
									200 A	Youngstown St.	0 5	
									202 N	Bowling Green	3 8	
									202 N	Bowling Green	4 5	
									219 H	La Salle	2 4	
									219 H	La Salle	2 6	
									219 H	La Salle	8 6	
									226 A	George Mason	0 8	
									226 A	George Mason	2 4	
									226 A	George Mason	1 7	
									240 N	Georgetown	8 13	
									240 N	Georgetown	7 10	
LAST 10 GAMES			181 H	Saint Louis	4 9	264 A	Canisius	8 2				
			181 H	Saint Louis	2 10	226 A	George Mason	0 8				
			249 A	Rhode Island	3 7	226 A	George Mason	2 4				
			249 A	Rhode Island	4 3	226 A	George Mason	1 7				
			249 A	Rhode Island	0 2	48 H	Fordham	2 12				

Non-Div. I Games:

St. Bonaventure

St. Bonaventure

Average RPI Win: 232		WON-LOST RECORD		WINNING PCT. RANK		LAST 10 GAMES		STRENGTH OF SCHEDULE		OPP. STRENGTH OF SCHEDULE		TEAM RPI		ADJ RPI		CONF. RPI		ADJ CONF. RPI	
DIV. I ONLY		9-46-0		.16364 285		1-9-0		233		226		275		.37032 274		16		16	
DIV. I NON-CONF.		6-25-0		.19355 265		1-0-0		283		267		287		.35629 285		16		16	
TOTALS		RPI 1-25		RPI 26-50		W-L RECORDS		RPI 51-100		RPI 101-150		RPI 150+							
9-46-0		0-1-0		0-0-0		OVERALL		0-10-0		1-8-0		8-27-0							
3-9-0		0-0-0		0-0-0		HOME		0-6-0		1-2-0		2-1-0							
3-24-0		0-0-0		0-0-0		AWAY		0-3-0		0-3-0		3-18-0							
3-13-0		0-1-0		0-0-0		NEUTRAL		0-1-0		0-3-0		3-8-0							
6-25-0		0-1-0		0-0-0		NON-CONFERENCE		0-4-0		0-3-0		6-17-0							
1-0-0		0-0-0		0-0-0		HOME		0-0-0		0-0-0		1-0-0							
2-14-0		0-0-0		0-0-		AWAY		0-3-0		0-0-0		2-11-0							
3-11-0		0-1-0		0-0-0		NEUTRAL		0-1-0		0-3-0		3-6-0							
3-21-0		0-0-0		0-0-0		CONFERENCE		0-6-0		1-5-0		2-10-0							
2-9-0		0-0-0		0-0-0		HOME		0-6-0		1-2-0		1-1-0							
1-10-0		0-0-0		0-0-0		AWAY		0-0-0		0-3-0		1-7-0							
0-2-0		0-0-0		0-0-0		NEUTRAL		0-0-0		0-0-0		0-2-0							
RPI S	Opponent	Score		RPI S	Opponent	Score		RPI S	Opponent	Score		RPI S	Opponent	Score					
13 N	James Madison	0	3					62 H	Ohio	9	11	113 N	Indiana	0	8				
								62 H	Ohio	3	9	114 H	Ball St.	7	4				
								62 H	Ohio	4	6	114 H	Ball St.	1	9				
								84 N	UT Arlington	3	12	114 H	Ball St.	0	6				
								89 A	Colorado St.	0	8	125 A	Miami (OH)	5	8				
								89 A	Colorado St.	0	3	125 A	Miami (OH)	0	1				
								96 A	Memphis	3	11	125 A	Miami (OH)	3	6				
								99 H	Kent St.	0	10	130 N	Penn St.	1	14				
								99 H	Kent St.	1	11	148 N	Morehead St.	0	4				
								99 H	Kent St.	0	1	158 A	Southeastern La.	1	9				
												169 N	Southeast Mo. St.	6	7				
												172 A	Toledo	3	6				
												172 A	Toledo	1	5				
												172 A	Toledo	0	7				
												175 A	George Washington	1	6				
												175 A	George Washington	3	7				
												177 A	Maryland	3	6				
												183 A	Binghamton	2	3				
												183 A	Binghamton	2	6				
												183 N	Binghamton	2	9				
												193 H	Western Mich.	4	3				
												193 N	Western Mich.	0	2				
												193 N	Western Mich.	1	2				
												194 A	Akron	3	0				
												194 A	Akron	1	4				
												194 H	Akron	2	3				
												202 A	Bowling Green	0	1				
				LAST 10 GAMES															
				62 H	Ohio	4	6	99 H	Kent St.	1	11								
				62 H	Ohio	9	11	99 H	Kent St.	0	1								
				62 H	Ohio	3	9	125 A	Miami (OH)	5	8								
				248 H	Niagara	2	1	125 A	Miami (OH)	0	1								
				99 H	Kent St.	0	10	125 A	Miami (OH)	3	6								

Non-Div. I Games:

Buffalo

RPI	S	Opponent	Score
202	A	Bowling Green	0 2
202	A	Bowling Green	2 3
204	N	Idaho St.	9 21
204	N	Idaho St.	4 9
222	N	Western Ill.	3 2
226	A	George Mason	1 2
229	N	Oakland	0 2
248	H	Niagara	2 1
264	A	Canisius	3 4
264	A	Canisius	7 6
268	N	Alcorn	3 12
269	A	Mt. St. Mary's	13 0
269	A	Mt. St. Mary's	3 5
283	A	Norfolk St.	2 4
283	A	Norfolk St.	0 4
290	N	Hartford	6 5
290	N	Hartford	7 0

Buffalo

Average RPI Win: 263		WON-LOST RECORD		WINNING PCT. RANK		LAST 10 GAMES		STRENGTH OF SCHEDULE		OPP. STRENGTH OF SCHEDULE		TEAM RPI		ADJ RPI		CONF. RPI		ADJ CONF. RPI	
DIV. I ONLY		14-29-0		.32558 252		4-6-0		285		277		276		.36998 275		32		32	
DIV. I NON-CONF.		5-21-0		.19231 266		0-4-0		271		229		281		.36963 278		32		32	
TOTALS		RPI 1-25		RPI 26-50		W-L RECORDS		RPI 51-100		RPI 101-150		RPI 150+							
14-29-0		0-0-0		0-3-0		OVERALL		0-2-0		1-5-0		13-19-0							
5-8-0		0-0-0		0-1-0		HOME		0-1-0		0-0-0		5-6-0							
6-9-0		0-0-0		0-0-0		AWAY		0-0-0		0-2-0		6-7-0							
3-12-0		0-0-0		0-2-0		NEUTRAL		0-1-0		1-3-0		2-6-0							
5-21-0		0-0-0		0-3-0		NON-CONFERENCE		0-2-0		1-5-0		4-11-0							
0-4-0		0-0-0		0-1-0		HOME		0-1-0		0-0-0		0-2-0							
2-5-0		0-0-0		0-0-		AWAY		0-0-0		0-2-0		2-3-0							
3-12-0		0-0-0		0-2-0		NEUTRAL		0-1-0		1-3-0		2-6-0							
9-8-0		0-0-0		0-0-0		CONFERENCE		0-0-0		0-0-0		9-8-0							
5-4-0		0-0-0		0-0-0		HOME		0-0-0		0-0-0		5-4-0							
4-4-0		0-0-0		0-0-0		AWAY		0-0-0		0-0-0		4-4-0							
0-0-0		0-0-0		0-0-0		NEUTRAL		0-0-0		0-0-0		0-0-0							
RPI	S	Opponent		Score		RPI	S	Opponent		Score		RPI	S	Opponent		Score			
28	N	Tulsa		1	11	87	N	Northern Ill.		2	5	103	N	Eastern Ill.		2	7		
39	H	Jacksonville St.		0	8	94	H	Western Ky.		0	4	109	N	Belmont		15	3		
39	N	Jacksonville St.		0	11							116	A	Lamar University		3	6		
												132	N	Kansas		1	5		
												138	A	Iowa St.		1	5		
												138	N	Iowa St.		1	21		
												169	N	Southeast Mo. St.		2	7		
												187	A	Middle Tenn.		0	1		
												187	A	Middle Tenn.		0	2		
												188	N	ETSU		2	3		
												188	N	ETSU		2	7		
												238	A	Gardner-Webb		3	7		
												260	A	Alabama St.		0	10		
												260	A	Alabama St.		0	8		
												260	A	Alabama St.		14	11		
												261	N	South Dakota St.		0	8		
												261	N	South Dakota St.		2	1		
												267	A	Tennessee St.		4	2		
												267	A	Tennessee St.		8	6		
												267	H	Tennessee St.		0	7		
												267	H	Tennessee St.		1	2		
												267	N	Tennessee St.		1	11		
LAST 10 GAMES																			
286	H	Jackson St.		6	0	267	H	Tennessee St.		0	7	268	H	Alcorn		6	3		
286	H	Jackson St.		13	4	267	H	Tennessee St.		1	2	268	H	Alcorn		2	3		
286	H	Jackson St.		5	3	268	H	Alcorn		2	3	268	H	Alcorn		4	10		
187	A	Middle Tenn.		0	1	268	H	Alcorn		6	3	271	A	Mississippi Val.		1	3		
187	A	Middle Tenn.		0	2	268	H	Alcorn		4	10	271	A	Mississippi Val.		8	0		

Non-Div. I Games: Tuskegee 10 5 Tuskegee 12 4

Alabama A&M

RPI	S	Opponent	Score	
271	A	Mississippi Val.	10	9
276	N	N.C. A&T	9	7
276	N	N.C. A&T	4	6
282	H	Texas Southern	0	7
282	H	Texas Southern	4	3
282	H	Texas Southern	4	6
286	H	Jackson St.	6	0
286	H	Jackson St.	5	3
286	H	Jackson St.	13	4
287	A	Southern U.	1	2
287	A	Southern U.	10	3

Alabama A&M

A
l
a
b
a
m
a
A
&
M

A
l
a
b
a
m
a
A
&
M

Average RPI Win:	252	WON-LOST RECORD	WINNING PCT. RANK	LAST 10 GAMES	STRENGTH OF SCHEDULE	OPP. STRENGTH OF SCHEDULE	TEAM RPI	ADJ RPI	CONF. RPI	ADJ CONF. RPI	
DIV. I ONLY	16-28-1	.36667	230	6-4-0	291	278	277	.36713	276	31	31
DIV. I NON-CONF.	7-21-1	.25862	254	1-3-0	265	266	272	.38279	273	31	31
<hr/>											
TOTALS	RPI 1-25	RPI 26-50		W-L RECORDS		RPI 51-100		RPI 101-150		RPI 150+	
16-28-1	0-0-0	0-0-0		OVERALL		0-3-1		2-5-0		14-20-0	
5-9-1	0-0-0	0-0-0		HOME		0-1-1		0-1-0		5-7-0	
10-13-0	0-0-0	0-0-0		AWAY		0-2-0		2-2-0		8-9-0	
1-6-0	0-0-0	0-0-0		NEUTRAL		0-0-0		0-2-0		1-4-0	
<hr/>											
7-21-1	0-0-0	0-0-0		NON-CONFERENCE		0-3-1		2-5-0		5-13-0	
1-6-1	0-0-0	0-0-0		HOME		0-1-1		0-1-0		1-4-0	
5-9-0	0-0-0	0-0-		AWAY		0-2-0		2-2-0		3-5-0	
1-6-0	0-0-0	0-0-0		NEUTRAL		0-0-0		0-2-0		1-4-0	
<hr/>											
9-7-0	0-0-0	0-0-0		CONFERENCE		0-0-0		0-0-0		9-7-0	
4-3-0	0-0-0	0-0-0		HOME		0-0-0		0-0-0		4-3-0	
5-4-0	0-0-0	0-0-0		AWAY		0-0-0		0-0-0		5-4-0	
0-0-0	0-0-0	0-0-0		NEUTRAL		0-0-0		0-0-0		0-0-0	
<hr/>											
RPI	S	Opponent	Score	RPI	S	Opponent	Score	RPI	S	Opponent	Score
				85 A Liberty 0 10				101 A Southern Miss. 1 0			
				93 A Elon 4 5				120 A Jacksonville 4 15			
				93 H Elon 0 1				120 A Jacksonville 2 3			
				95 H UNCW 4 4				124 H UNCG 3 10			
								145 A Campbell 1 0			
								149 N Loyola Chicago 0 14			
								149 N Loyola Chicago 1 4			
								188 N ETSU 1 6			
								194 N Akron 5 6			
								194 N Akron 1 6			
								198 H Valparaiso 2 7			
								198 H Valparaiso 0 3			
								223 A Western Caro. 0 4			
								223 A Western Caro. 2 6			
								227 H Appalachian St. 3 11			
								227 H Appalachian St. 2 3			
								234 H Florida A&M 0 2			
								234 H Florida A&M 7 9			
								234 H Florida A&M 2 5			
								236 A Bethune-Cookman 2 9			
				236 A Bethune-Cookman 4 3							
				236 A Bethune-Cookman 6 4							
				238 A Gardner-Webb 5 4							
				238 A Gardner-Webb 3 0							
				260 A Alabama St. 6 7							
				260 A Alabama St. 3 4							
				272 H UMBC 3 1							
<hr/>											
LAST 10 GAMES				279 A N.C. Central 1 0				285 H Savannah St. 4 3			
				279 A N.C. Central 8 0				285 H Savannah St. 10 9			
				279 A N.C. Central 0 3				145 A Campbell 1 0			
				93 A Elon 4 5				223 A Western Caro. 2 6			
				285 H Savannah St. 11 3				223 A Western Caro. 0 4			
				279 A N.C. Central 0 3				260 A Alabama St. 6 7			
				93 A Elon 4 5				260 A Alabama St. 3 4			
				285 H Savannah St. 11 3				272 H UMBC 3 1			

Non-Div. I Games:

N.C. A&T

RPI	S	Opponent	Score	
275	N	Alabama A&M	7	9
275	N	Alabama A&M	6	4
279	A	N.C. Central	8	0
279	A	N.C. Central	1	0
279	A	N.C. Central	0	3
285	H	Savannah St.	4	3
285	H	Savannah St.	11	3
285	H	Savannah St.	10	9
286	A	Jackson St.	11	2
286	A	Jackson St.	4	9
293	H	Howard	9	8
294	A	South Carolina St.	4	5
294	A	South Carolina St.	7	6
294	A	South Carolina St.	3	6

Average RPI Win: 275		WON-LOST	WINNING	LAST 10	STRENGTH OF		OPP. STRENGTH	TEAM	ADJ		CONF.	ADJ CONF.					
Average RPI Loss: 202		RECORD	PCT. RANK	GAMES	SCHEDULE		OF SCHEDULE	RPI	RPI		RPI	RPI					
DIV. I ONLY		13-19-0	.40625	202	7-1-0		289	288	274	.36656	277	32	32				
DIV. I NON-CONF.		2-12-0	.14286	272	0-0-0		262	209	284	.35315	286	32	32				
TOTALS		RPI 1-25	RPI 26-50		W-L RECORDS		RPI 51-100		RPI 101-150		RPI 150+						
13-19-0		0-0-0	0-0-0		OVERALL		0-3-0		0-2-0		13-14-0						
6-3-0		0-0-0	0-0-0		HOME		0-0-0		0-0-0		6-3-0						
5-8-0		0-0-0	0-0-0		AWAY		0-2-0		0-0-0		5-6-0						
2-8-0		0-0-0	0-0-0		NEUTRAL		0-1-0		0-2-0		2-5-0						
2-12-0		0-0-0	0-0-0		NON-CONFERENCE		0-3-0		0-2-0		2-7-0						
0-0-0		0-0-0	0-0-0		HOME		0-0-0		0-0-0		0-0-0						
0-4-0		0-0-0	0-0-		AWAY		0-2-0		0-0-0		0-2-0						
2-8-0		0-0-0	0-0-0		NEUTRAL		0-1-0		0-2-0		2-5-0						
11-7-0		0-0-0	0-0-0		CONFERENCE		0-0-0		0-0-0		11-7-0						
6-3-0		0-0-0	0-0-0		HOME		0-0-0		0-0-0		6-3-0						
5-4-0		0-0-0	0-0-0		AWAY		0-0-0		0-0-0		5-4-0						
0-0-0		0-0-0	0-0-0		NEUTRAL		0-0-0		0-0-0		0-0-0						
RPI	S	Opponent	Score	RPI	S	Opponent	Score	RPI	S	Opponent	Score	RPI	S	Opponent	Score		
								96	A	Memphis	3	5	106	N	La.-Monroe	6	9
								97	A	Louisiana Tech	0	10	109	N	Belmont	1	13
								97	N	Louisiana Tech	1	12	152	N	Missouri St.	0	8
													174	A	Central Ark.	0	10
													174	A	Central Ark.	2	10
													210	N	Samford	8	7
													221	N	North Dakota	0	8
													222	N	Western Ill.	6	9
													233	N	Houston Baptist	4	12
													246	N	Incarnate Word	2	3
													260	A	Alabama St.	4	12
													260	A	Alabama St.	3	8
													260	A	Alabama St.	0	8
													267	N	Tennessee St.	10	2
													268	H	Alcorn	4	6
													268	H	Alcorn	9	8
													268	H	Alcorn	6	4
													278	A	Prairie View	5	4
													278	A	Prairie View	11	4
													278	A	Prairie View	8	7
													282	H	Texas Southern	1	4
													282	H	Texas Southern	0	7
													282	H	Texas Southern	8	3
													287	H	Southern U.	4	3
													287	H	Southern U.	6	1
													287	H	Southern U.	11	2
													295	A	Grambling	2	5
Non-Div. I Games:		Texas Wesleyan	5	4	Texas Wesleyan	7	9	Rust	20	0	LSU-Alexandria	8	7	Ark.-Pine Bluff	1	0	
		Lindenwood (IL)	4	5	Rust	12	1	LSU-Alexandria	2	11	LSU-Alexandria	8	7	Ark.-Pine Bluff	1	0	

RPI	S	Opponent	Score
295	A	Grambling	15 2
295	A	Grambling	6 2

Ark.-Pine Bluff

Average RPI Win: 280		WON-LOST RECORD		WINNING PCT. RANK		LAST 10 GAMES		STRENGTH OF SCHEDULE		OPP. STRENGTH OF SCHEDULE		TEAM RPI		ADJ RPI		CONF. RPI		ADJ CONF. RPI	
DIV. I ONLY		14-26-0		.35 243		3-7-0		290		282		279		.36532 278		32		32	
DIV. I NON-CONF.		3-19-0		.13636 275		0-2-0		269		189		286		.35898 283		32		32	
TOTALS		RPI 1-25		RPI 26-50		W-L RECORDS		RPI 51-100		RPI 101-150		RPI 150+							
14-26-0		0-1-0		0-1-0		OVERALL		0-2-0		0-3-0		14-19-0							
4-8-0		0-0-0		0-0-0		HOME		0-0-0		0-1-0		4-7-0							
10-10-0		0-1-0		0-0-0		AWAY		0-2-0		0-2-0		10-4-0							
0-8-0		0-0-0		0-1-0		NEUTRAL		0-0-0		0-0-0		0-7-0							
3-19-0		0-1-0		0-1-0		NON-CONFERENCE		0-2-0		0-3-0		3-12-0							
0-3-0		0-0-0		0-0-0		HOME		0-0-0		0-1-0		0-2-0							
3-8-0		0-1-0		0-0-		AWAY		0-2-0		0-2-0		3-3-0							
0-8-0		0-0-0		0-1-0		NEUTRAL		0-0-0		0-0-0		0-7-0							
11-7-0		0-0-0		0-0-0		CONFERENCE		0-0-0		0-0-0		11-7-0							
4-5-0		0-0-0		0-0-0		HOME		0-0-0		0-0-0		4-5-0							
7-2-0		0-0-0		0-0-0		AWAY		0-0-0		0-0-0		7-2-0							
0-0-0		0-0-0		0-0-0		NEUTRAL		0-0-0		0-0-0		0-0-0							
RPI	S	Opponent		Score		RPI	S	Opponent		Score		RPI	S	Opponent		Score			
8	A	Texas A&M		0 15		44	N	SIUE		1 4		80	A	Houston		0 7			
												80	A	Houston		0 3			
												106	A	La.-Monroe		0 10			
												126	A	Abilene Christian		0 11			
												126	H	Abilene Christian		2 11			
												159	N	UTSA		5 6			
												159	N	UTSA		0 11			
												166	N	Northwestern St.		7 8			
												184	A	Sam Houston St.		0 11			
												184	A	Sam Houston St.		0 9			
												184	N	Sam Houston St.		5 7			
												220	N	Northern Colo.		1 9			
												220	N	Northern Colo.		0 3			
												233	A	Houston Baptist		0 6			
												233	A	Houston Baptist		9 3			
												240	N	Georgetown		6 7			
												262	A	A&M-Corpus Christi		4 2			
												262	A	A&M-Corpus Christi		1 0			
												262	H	A&M-Corpus Christi		0 15			
												262	H	A&M-Corpus Christi		7 9			
												271	H	Mississippi Val.		4 0			
												271	H	Mississippi Val.		3 14			
												271	H	Mississippi Val.		2 4			
												277	H	Ark.-Pine Bluff		4 11			
												277	H	Ark.-Pine Bluff		4 5			
												277	H	Ark.-Pine Bluff		7 8			
												282	A	Texas Southern		4 5			
												282	A	Texas Southern		3 7			
												282	A	Texas Southern		3 1			
Non-Div. I Games:		Huston-Tillotson		11 3		Jarvis Christian		8 0		Huston-Tillotson		8 0		Jarvis Christian		9 7			
		Jarvis Christian		8 7										Prairie View					

RPI	S	Opponent	Score	
286	A	Jackson St.	7	1
286	A	Jackson St.	11	3
286	A	Jackson St.	7	5
287	H	Southern U.	6	4
287	H	Southern U.	12	11
287	H	Southern U.	5	2
295	A	Grambling	11	2
295	A	Grambling	8	0
295	A	Grambling	10	4

Prairie View

P
r
a
i
r
i
e
V
i
e
w

P
r
a
i
r
i
e
V
i
e
w

Average RPI Win: 277		WON-LOST	WINNING	LAST 10	STRENGTH OF	OPP. STRENGTH	TEAM	ADJ	CONF.	ADJ CONF.							
Average RPI Loss: 191		RECORD	PCT. RANK	GAMES	SCHEDULE	OF SCHEDULE	RPI	RPI	RPI	RPI							
DIV. I ONLY		11-28-0	.28205	266	4-6-0	279	283	280	.36511	279	31	31					
DIV. I NON-CONF.		1-18-0	.05263	289	0-1-0	181	240	283	.3689	279	31	31					
<hr/>																	
TOTALS		RPI 1-25	RPI 26-50		W-L RECORDS		RPI 51-100		RPI 101-150		RPI 150+						
11-28-0	0-0-0		0-0-0		OVERALL		0-5-0		0-2-0		11-21-0						
6-8-0	0-0-0		0-0-0		HOME		0-0-0		0-0-0		6-8-0						
3-13-0	0-0-0		0-0-0		AWAY		0-3-0		0-2-0		3-8-0						
2-7-0	0-0-0		0-0-0		NEUTRAL		0-2-0		0-0-0		2-5-0						
<hr/>																	
1-18-0	0-0-0		0-0-0		NON-CONFERENCE		0-5-0		0-2-0		1-11-0						
0-2-0	0-0-0		0-0-0		HOME		0-0-0		0-0-0		0-2-0						
0-10-0	0-0-0		0-0-		AWAY		0-3-0		0-2-0		0-5-0						
1-6-0	0-0-0		0-0-0		NEUTRAL		0-2-0		0-0-0		1-4-0						
<hr/>																	
10-10-0	0-0-0		0-0-0		CONFERENCE		0-0-0		0-0-0		10-10-0						
6-6-0	0-0-0		0-0-0		HOME		0-0-0		0-0-0		6-6-0						
3-3-0	0-0-0		0-0-0		AWAY		0-0-0		0-0-0		3-3-0						
1-1-0	0-0-0		0-0-0		NEUTRAL		0-0-0		0-0-0		1-1-0						
<hr/>																	
RPI	S	Opponent	Score	RPI	S	Opponent	Score	RPI	S	Opponent	Score	RPI	S	Opponent	Score		
								59	N	Saint Francis (PA)	1	10	122	A	East Carolina	0	4
								59	N	Saint Francis (PA)	0	6	145	A	Campbell	0	8
								85	A	Liberty	1	11	151	N	Eastern Ky.	2	12
								93	A	Elon	1	6	153	A	Winthrop	1	9
								93	A	Elon	2	10	161	A	Radford	0	6
													161	A	Radford	1	6
													188	N	ETSU	0	11
													197	N	Bucknell	1	6
													215	H	Hampton	4	2
													215	H	Hampton	3	5
													234	A	Florida A&M	1	2
													234	A	Florida A&M	0	7
													234	A	Florida A&M	0	5
													236	H	Bethune-Cookman	3	11
													236	H	Bethune-Cookman	2	10
													236	H	Bethune-Cookman	0	6
													238	A	Gardner-Webb	1	5
													238	A	Gardner-Webb	4	7
													242	H	Drexel	0	9
													242	H	Drexel	2	5
													249	N	Rhode Island	5	0
													269	N	Mt. St. Mary's	1	14
													276	H	N.C. A&T	0	8
													276	H	N.C. A&T	3	0
													276	H	N.C. A&T	0	1
													285	A	Savannah St.	7	0
													285	A	Savannah St.	14	1
<hr/>																	
				LAST 10 GAMES													
								276	H	N.C. A&T	0	1	122	A	East Carolina	0	4
								276	H	N.C. A&T	0	8	236	H	Bethune-Cookman	2	10
								276	H	N.C. A&T	3	0	236	H	Bethune-Cookman	3	11
								294	H	South Carolina St.	8	0	236	H	Bethune-Cookman	0	6
								294	H	South Carolina St.	5	3	285	A	Savannah St.	4	3

Non-Div. I Games:

N.C. Central

N.C. Central

Average RPI Win: 236		WON-LOST	WINNING	LAST 10	STRENGTH OF	OPP. STRENGTH	TEAM	ADJ	CONF.	ADJ CONF.		
Average RPI Loss: 188		RECORD	PCT. RANK	GAMES	SCHEDULE	OF SCHEDULE	RPI	RPI	RPI	RPI		
DIV. I ONLY		4-31-0	.11429	290	2-8-0	252	248	283	.35689	280	30	28
DIV. I NON-CONF.		1-13-0	.07143	288	0-0-0	227	210	285	.36795	280	28	27
<hr/>												
TOTALS		RPI 1-25	RPI 26-50		W-L RECORDS		RPI 51-100		RPI 101-150		RPI 150+	
4-31-0		0-0-0	0-0-0		OVERALL		0-2-0		0-8-0		4-21-0	
0-7-0		0-0-0	0-0-0		HOME		0-0-0		0-0-0		0-7-0	
3-12-0		0-0-0	0-0-0		AWAY		0-2-0		0-5-0		3-5-0	
1-12-0		0-0-0	0-0-0		NEUTRAL		0-0-0		0-3-0		1-9-0	
1-13-0		0-0-0	0-0-0		NON-CONFERENCE		0-2-0		0-5-0		1-6-0	
0-0-0		0-0-0	0-0-0		HOME		0-0-0		0-0-0		0-0-0	
0-4-0		0-0-0	0-0-		AWAY		0-2-0		0-2-0		0-0-0	
1-9-0		0-0-0	0-0-0		NEUTRAL		0-0-0		0-3-0		1-6-0	
3-18-0		0-0-0	0-0-0		CONFERENCE		0-0-0		0-3-0		3-15-0	
0-7-0		0-0-0	0-0-0		HOME		0-0-0		0-0-0		0-7-0	
3-8-0		0-0-0	0-0-0		AWAY		0-0-0		0-3-0		3-5-0	
0-3-0		0-0-0	0-0-0		NEUTRAL		0-0-0		0-0-0		0-3-0	
RPI S	Opponent	Score	RPI S	Opponent	Score	RPI S	Opponent	Score	RPI S	Opponent	Score	
						55 A	Louisville	3 4	123 N	Drake	3 11	
						55 A	Louisville	0 8	125 N	Miami (OH)	7 10	
									132 A	Kansas	0 12	
									132 A	Kansas	2 14	
									141 A	Ill.-Chicago	0 9	
									141 A	Ill.-Chicago	0 3	
									141 A	Ill.-Chicago	1 9	
									149 N	Loyola Chicago	6 9	
									176 N	Butler	0 8	
									178 N	Indiana St.	0 4	
									198 A	Valparaiso	2 13	
									198 A	Valparaiso	0 4	
									198 A	Valparaiso	4 3	
									200 H	Youngstown St.	1 5	
									200 H	Youngstown St.	2 10	
									200 H	Youngstown St.	0 7	
									202 N	Bowling Green	4 15	
									202 N	Bowling Green	1 4	
									211 H	Wright St.	3 8	
									211 H	Wright St.	1 2	
									211 H	Wright St.	3 5	
			LAST 10 GAMES						218 N	IUPUI	10 2	
			281 A	Cleveland St.	0 1	200 H	Youngstown St.	1 5	222 N	Western Ill.	2 8	
			281 A	Cleveland St.	7 8	200 H	Youngstown St.	2 10	229 N	Oakland	2 3	
			263 A	Northern Ky.	7 3	200 H	Youngstown St.	0 7	229 N	Oakland	3 4	
			263 A	Northern Ky.	4 12	141 A	Ill.-Chicago	0 3	229 N	Oakland	3 11	
			263 A	Northern Ky.	5 1	141 A	Ill.-Chicago	1 9	244 H	Detroit Mercy	3 14	

Non-Div. I Games:

Green Bay

Green Bay

Average RPI Win: 240		WON-LOST RECORD		WINNING PCT. RANK		LAST 10 GAMES		STRENGTH OF SCHEDULE		OPP. STRENGTH OF SCHEDULE		TEAM RPI		ADJ RPI		CONF. RPI		ADJ CONF. RPI	
DIV. I ONLY		8-44-0		.15385 286		3-7-0		250		249		281		.35362 281		30		28	
DIV. I NON-CONF.		4-25-0		.13793 274		0-0-0		225		248		276		.36792 281		28		27	
TOTALS		RPI 1-25		RPI 26-50		W-L RECORDS		RPI 51-100		RPI 101-150		RPI 150+							
8-44-0		0-0-0		0-0-0		OVERALL		0-5-0		0-11-0		8-28-0							
3-12-0		0-0-0		0-0-0		HOME		0-0-0		0-0-0		3-12-0							
4-15-0		0-0-0		0-0-0		AWAY		0-2-0		0-6-0		4-6-0							
1-17-0		0-0-0		0-0-0		NEUTRAL		0-2-0		0-5-0		1-10-0							
4-25-0		0-0-0		0-0-0		NON-CONFERENCE		0-5-0		0-8-0		4-12-0							
1-3-0		0-0-0		0-0-0		HOME		0-0-0		0-0-0		1-3-0							
2-8-0		0-0-0		0-0-		AWAY		0-3-0		0-3-0		2-2-0							
1-14-0		0-0-0		0-0-0		NEUTRAL		0-2-0		0-5-0		1-7-0							
4-19-0		0-0-0		0-0-0		CONFERENCE		0-0-0		0-3-0		4-16-0							
2-9-0		0-0-0		0-0-0		HOME		0-0-0		0-0-0		2-9-0							
2-7-0		0-0-0		0-0-0		AWAY		0-0-0		0-3-0		2-4-0							
0-3-0		0-0-0		0-0-0		NEUTRAL		0-0-0		0-0-0		0-3-0							
RPI S	Opponent	Score		RPI S	Opponent	Score		RPI S	Opponent	Score		RPI S	Opponent	Score					
								59 N	Saint Francis (PA)	0	6	115 N	DePaul	5	13				
								59 N	Saint Francis (PA)	0	9	115 N	DePaul	0	4				
								86 A	FGCU	0	2	120 A	Jacksonville	5	13				
								98 A	Coastal Caro.	0	12	120 A	Jacksonville	2	3				
								98 A	Coastal Caro.	0	5	122 A	East Carolina	0	7				
												130 N	Penn St.	0	9				
												141 A	Ill.-Chicago	3	10				
												141 A	Ill.-Chicago	0	10				
												141 A	Ill.-Chicago	1	9				
												145 N	Campbell	1	10				
												148 N	Morehead St.	0	1				
												153 A	Winthrop	2	9				
												153 A	Winthrop	1	9				
												178 N	Indiana St.	8	4				
												194 A	Akron	7	6				
												194 A	Akron	8	5				
												198 H	Valparaiso	3	5				
												198 H	Valparaiso	3	4				
												198 H	Valparaiso	0	5				
												200 A	Youngstown St.	1	3				
												200 A	Youngstown St.	4	12				
												200 A	Youngstown St.	7	8				
												202 H	Bowling Green	1	7				
												211 H	Wright St.	0	8				
												211 H	Wright St.	1	2				
												211 H	Wright St.	2	10				
												218 N	IUPUI	4	6				
				LAST 10 GAMES															
				280 H	Green Bay	1	0	244 H	Detroit Mercy	3	5	202 H	Bowling Green	1	7				
				280 H	Green Bay	8	7	244 H	Detroit Mercy	2	4	211 H	Wright St.	0	8				
				200 A	Youngstown St.	7	8	244 H	Detroit Mercy	1	9	211 H	Wright St.	1	2				
				200 A	Youngstown St.	4	12	263 A	Northern Ky.	2	4	211 H	Wright St.	2	10				
				200 A	Youngstown St.	1	3	263 A	Northern Ky.	4	1	218 N	IUPUI	4	6				

Non-Div. I Games:

Cleveland St.

RPI	S	Opponent	Score	
218	N	IUPUI	1	9
229	N	Oakland	1	14
229	N	Oakland	1	5
229	N	Oakland	4	6
242	N	Drexel	2	3
244	H	Detroit Mercy	3	5
244	H	Detroit Mercy	2	4
244	H	Detroit Mercy	1	9
248	H	Niagara	4	9
259	N	Bryant	1	2
263	A	Northern Ky.	2	4
263	A	Northern Ky.	4	1
263	A	Northern Ky.	7	5
264	H	Canisius	1	7
264	H	Canisius	5	4
264	N	Canisius	0	3
273	N	St. Bonaventure	7	9
273	N	St. Bonaventure	1	6
280	H	Green Bay	8	7
280	H	Green Bay	1	0

Cleveland St.

C
l
e
v
e
l
a
n
d
S
t
.

C
l
e
v
e
l
a
n
d
S
t
.

Average RPI Win:	277	WON-LOST	WINNING	LAST 10	STRENGTH OF	OPP. STRENGTH	TEAM	ADJ	CONF.	ADJ CONF.								
Average RPI Loss:	216	RECORD	PCT. RANK	GAMES	SCHEDULE	OF SCHEDULE	RPI	RPI	RPI	RPI								
DIV. I ONLY		13-16-0	.44828	175	4-6-0	295	289	278	.34804	282	32	32						
DIV. I NON-CONF.		1-10-0	.09091	284	0-3-0	291	169	294	.29841	294	32	32						
<hr/>																		
TOTALS	RPI 1-25	RPI 26-50		W-L RECORDS		RPI 51-100		RPI 101-150		RPI 150+								
13-16-0	0-0-0	0-1-0		OVERALL		0-2-0		0-0-0		13-13-0								
7-5-0	0-0-0	0-0-0		HOME		0-0-0		0-0-0		7-5-0								
6-11-0	0-0-0	0-1-0		AWAY		0-2-0		0-0-0		6-7-0								
0-0-0	0-0-0	0-0-0		NEUTRAL		0-0-0		0-0-0		0-0-0								
<hr/>																		
1-10-0	0-0-0	0-1-0		NON-CONFERENCE		0-2-0		0-0-0		1-7-0								
1-2-0	0-0-0	0-0-0		HOME		0-0-0		0-0-0		1-2-0								
0-8-0	0-0-0	0-0-		AWAY		0-2-0		0-0-0		0-5-0								
0-0-0	0-0-0	0-0-0		NEUTRAL		0-0-0		0-0-0		0-0-0								
<hr/>																		
12-6-0	0-0-0	0-0-0		CONFERENCE		0-0-0		0-0-0		12-6-0								
6-3-0	0-0-0	0-0-0		HOME		0-0-0		0-0-0		6-3-0								
6-3-0	0-0-0	0-0-0		AWAY		0-0-0		0-0-0		6-3-0								
0-0-0	0-0-0	0-0-0		NEUTRAL		0-0-0		0-0-0		0-0-0								
<hr/>																		
RPI	S	Opponent	Score	RPI	S	Opponent	Score	RPI	S	Opponent	Score	RPI	S	Opponent	Score			
				33	A	Texas	0	5	80	A	Houston	0	1	184	A	Sam Houston St.	1	5
				80	A	Houston	0	6	192	A	SFA	0	3					
				233	A	Houston Baptist	3	6	233	H	Houston Baptist	3	4					
				246	A	Incarnate Word	1	8	246	A	Incarnate Word	1	5					
				260	H	Alabama St.	8	0	260	H	Alabama St.	5	2					
				260	H	Alabama St.	5	11	262	H	A&M-Corpus Christi	0	1					
				262	H	A&M-Corpus Christi	4	2	275	A	Alabama A&M	3	4					
				275	A	Alabama A&M	7	0	275	A	Alabama A&M	6	4					
				277	A	Ark.-Pine Bluff	3	8	277	A	Ark.-Pine Bluff	4	1					
				277	A	Ark.-Pine Bluff	7	0	278	H	Prairie View	5	4					
				278	H	Prairie View	7	3	278	H	Prairie View	1	3					
				278	H	Prairie View	1	3	287	A	Southern U.	5	3					
				287	A	Southern U.	6	5	287	A	Southern U.	3	4					
				287	A	Southern U.	3	4	295	H	Grambling	11	3					
				295	H	Grambling	3	4	295	H	Grambling	3	4					
				295	H	Grambling	11	1	295	H	Grambling	11	1					
				287	A	Southern U.	3	4										
				<hr/>														
				Non-Div. I Games:	Langston	11	0	Our Lady Of The Lake	8	5	Talladega	2	1	Houston-Victoria	6	1		
					Jarvis Christian	8	0	Our Lady Of The Lake	6	4	Houston-Victoria	2	3	Huston-Tillotson	3	0		

Non-Div. I Games:

Houston-Victoria

2

5

Houston-Victoria

3

0

Texas Southern

T
e
x
a
s
S
o
u
t
h
e
r
n

T
e
x
a
s
S
o
u
t
h
e
r
n

Average RPI Win: 271		WON-LOST	WINNING	LAST 10	STRENGTH OF		OPP. STRENGTH	TEAM	ADJ		CONF.	ADJ CONF.
Average RPI Loss: 221		RECORD	PCT. RANK	GAMES	SCHEDULE		OF SCHEDULE	RPI	RPI		RPI	RPI
DIV. I ONLY		12-24-0	.33333	249	294		287	284	.3465		283	31
DIV. I NON-CONF.		7-11-0	.38889	195	295		263	279	.37773		275	31
TOTALS		RPI 1-25	RPI 26-50		W-L RECORDS		RPI 51-100		RPI 101-150		RPI 150+	
12-24-0		0-0-0	0-0-0		OVERALL		0-2-0		0-3-0		12-19-0	
7-8-0		0-0-0	0-0-0		HOME		0-0-0		0-0-0		7-8-0	
1-15-0		0-0-0	0-0-0		AWAY		0-2-0		0-3-0		1-10-0	
4-1-0		0-0-0	0-0-0		NEUTRAL		0-0-0		0-0-0		4-1-0	
7-11-0		0-0-0	0-0-0		NON-CONFERENCE		0-2-0		0-3-0		7-6-0	
3-3-0		0-0-0	0-0-0		HOME		0-0-0		0-0-0		3-3-0	
0-7-0		0-0-0	0-0-		AWAY		0-2-0		0-3-0		0-2-0	
4-1-0		0-0-0	0-0-0		NEUTRAL		0-0-0		0-0-0		4-1-0	
5-13-0		0-0-0	0-0-0		CONFERENCE		0-0-0		0-0-0		5-13-0	
4-5-0		0-0-0	0-0-0		HOME		0-0-0		0-0-0		4-5-0	
1-8-0		0-0-0	0-0-0		AWAY		0-0-0		0-0-0		1-8-0	
0-0-0		0-0-0	0-0-0		NEUTRAL		0-0-0		0-0-0		0-0-0	
RPI S	Opponent	Score	RPI S	Opponent	Score	RPI S	Opponent	Score	RPI S	Opponent	Score	
						93 A	Elon	0 3	144 A	Towson	0 8	
						93 A	Elon	5 7	144 A	Towson	0 8	
									145 A	Campbell	6 7	
									161 A	Radford	0 8	
									161 A	Radford	2 10	
									201 H	Marist	4 3	
									201 H	Marist	2 6	
									215 A	Hampton	2 3	
									215 A	Hampton	2 7	
									215 A	Hampton	4 5	
									227 N	Appalachian St.	0 10	
									227 N	Appalachian St.	3 1	
									252 A	Morgan St.	0 9	
									252 A	Morgan St.	0 4	
									252 A	Morgan St.	0 6	
									255 H	Delaware St.	0 7	
									255 H	Delaware St.	3 4	
									255 H	Delaware St.	7 2	
									274 H	Buffalo	4 0	
									274 H	Buffalo	4 2	
									284 N	Fairleigh Dickinson	7 1	
									284 N	Fairleigh Dickinson	7 4	
									288 H	UMES	14 6	
									288 H	UMES	0 4	
									288 H	UMES	3 4	
									289 N	Rider	4 0	
									290 H	Hartford	5 6	
			LAST 10 GAMES									
			215 A	Hampton	2 3	292 A	Coppin St.	1 8				
			215 A	Hampton	2 7	293 H	Howard	2 9				
			215 A	Hampton	4 5	293 H	Howard	8 0				
			292 A	Coppin St.	4 5	293 H	Howard	7 4				
			292 A	Coppin St.	5 4	144 A	Towson	0 8				

Non-Div. I Games:

Norfolk St.

RPI	S	Opponent	Score	
290	H	Hartford	2	8
292	A	Coppin St.	1	8
292	A	Coppin St.	5	4
292	A	Coppin St.	4	5
293	H	Howard	8	0
293	H	Howard	2	9
293	H	Howard	7	4

Norfolk St.

N
o
r
f
o
l
k
S
t
.

N
o
r
f
o
l
k
S
t
.

Average RPI Win:	200	WON-LOST	WINNING	LAST 10	STRENGTH OF	OPP. STRENGTH	TEAM	ADJ	CONF.	ADJ CONF.
Average RPI Loss:	201	RECORD	PCT. RANK	GAMES	SCHEDULE	OF SCHEDULE	RPI	RPI	RPI	RPI
DIV. I ONLY		5-37-0	.11905 289	2-8-0	244	271	282	.34375 284	27	27
DIV. I NON-CONF.		4-22-0	.15385 271	1-3-0	244	283	282	.35861 284	26	28
TOTALS	RPI 1-25	RPI 26-50	W-L RECORDS	RPI 51-100	RPI 101-150	RPI 150+				
5-37-0	0-0-0	0-0-0	OVERALL	0-7-0	1-3-0	4-27-0				
2-12-0	0-0-0	0-0-0	HOME	0-2-0	0-2-0	2-8-0				
3-13-0	0-0-0	0-0-0	AWAY	0-2-0	1-1-0	2-10-0				
0-12-0	0-0-0	0-0-0	NEUTRAL	0-3-0	0-0-0	0-9-0				
4-22-0	0-0-0	0-0-0	NON-CONFERENCE	0-5-0	1-3-0	3-14-0				
1-5-0	0-0-0	0-0-0	HOME	0-0-0	0-2-0	1-3-0				
3-5-0	0-0-0	0-0-0	AWAY	0-2-0	1-1-0	2-2-0				
0-12-0	0-0-0	0-0-0	NEUTRAL	0-3-0	0-0-0	0-9-0				
1-15-0	0-0-0	0-0-0	CONFERENCE	0-2-0	0-0-0	1-13-0				
1-7-0	0-0-0	0-0-0	HOME	0-2-0	0-0-0	1-5-0				
0-8-0	0-0-0	0-0-0	AWAY	0-0-0	0-0-0	0-8-0				
0-0-0	0-0-0	0-0-0	NEUTRAL	0-0-0	0-0-0	0-0-0				
RPI S Opponent Score	RPI S Opponent Score	RPI S Opponent Score	RPI S Opponent Score	RPI S Opponent Score	RPI S Opponent Score	RPI S Opponent Score				
				59 H Saint Francis (PA) 0 15	118 A Massachusetts 4 3					
				59 H Saint Francis (PA) 1 10	118 A Massachusetts 1 5					
				82 N UT Martin 1 6	136 H Villanova 2 5					
				85 N Liberty 2 13	136 H Villanova 0 10					
				85 N Liberty 0 9	166 N Northwestern St. 3 11					
				93 A Elon 0 8	171 A UConn 7 6					
				93 A Elon 1 8	181 N Saint Louis 1 9					
					189 H LIU Brooklyn 4 3					
					189 H LIU Brooklyn 3 19					
					193 N Western Mich. 3 13					
					212 H Manhattan 2 7					
					212 H Manhattan 3 11					
					216 A Wagner 2 5					
					216 A Wagner 2 10					
					225 N Presbyterian 5 12					
					232 A Central Conn. St. 0 10					
					232 A Central Conn. St. 0 8					
					241 H Sacred Heart 0 3					
					241 H Sacred Heart 0 3					
					252 N Morgan St. 5 7					
					252 N Morgan St. 0 3					
					256 A Chattanooga 8 7					
					256 N Chattanooga 4 6					
					258 H Robert Morris 5 9					
					258 H Robert Morris 0 5					
					259 A Bryant 0 7					
					259 A Bryant 0 7					
LAST 10 GAMES				232 A Central Conn. St. 0 10	256 N Chattanooga 4 6					
				241 H Sacred Heart 0 3	265 H Stony Brook 6 0					
				241 H Sacred Heart 0 3	265 H Stony Brook 4 11					
				212 H Manhattan 2 7	189 H LIU Brooklyn 3 19					
				212 H Manhattan 3 11	189 H LIU Brooklyn 4 3					
				232 A Central Conn. St. 0 8						

Non-Div. I Games:

Fairleigh Dickinson

RPI	S	Opponent	Score	
265	H	Stony Brook	4	11
265	H	Stony Brook	6	0
269	A	Mt. St. Mary's	7	12
269	A	Mt. St. Mary's	0	7
283	N	Norfolk St.	1	7
283	N	Norfolk St.	4	7
289	A	Rider	2	4
289	A	Rider	0	5

Fairleigh Dickinson

F
a
i
r
l
e
i
g
h
D
i
c
k
i
n
s
o
n

F
a
i
r
l
e
i
g
h
D
i
c
k
i
n
s
o
n

Average RPI Win: 279		WON-LOST	WINNING	LAST 10	STRENGTH OF		OPP. STRENGTH	TEAM	ADJ		CONF.	ADJ CONF.
Average RPI Loss: 180		RECORD	PCT. RANK	GAMES	SCHEDULE		OF SCHEDULE	RPI	RPI		RPI	RPI
DIV. I ONLY		4-36-0	.1	293	3-7-0		272	263	290		.34234	285
DIV. I NON-CONF.		0-23-0	0	292	0-4-0		111	168	280		.38183	274
TOTALS		RPI 1-25	RPI 26-50		W-L RECORDS		RPI 51-100		RPI 101-150		RPI 150+	
4-36-0		0-0-0	0-1-0		OVERALL		0-3-0		0-10-0		4-22-0	
3-10-0		0-0-0	0-0-0		HOME		0-0-0		0-0-0		3-10-0	
1-14-0		0-0-0	0-0-0		AWAY		0-1-0		0-6-0		1-6-0	
0-12-0		0-0-0	0-1-0		NEUTRAL		0-2-0		0-4-0		0-5-0	
0-23-0		0-0-0	0-1-0		NON-CONFERENCE		0-3-0		0-10-0		0-9-0	
0-2-0		0-0-0	0-0-0		HOME		0-0-0		0-0-0		0-2-0	
0-9-0		0-0-0	0-0-		AWAY		0-1-0		0-6-0		0-2-0	
0-12-0		0-0-0	0-1-0		NEUTRAL		0-2-0		0-4-0		0-5-0	
4-13-0		0-0-0	0-0-0		CONFERENCE		0-0-0		0-0-0		4-13-0	
3-8-0		0-0-0	0-0-0		HOME		0-0-0		0-0-0		3-8-0	
1-5-0		0-0-0	0-0-0		AWAY		0-0-0		0-0-0		1-5-0	
0-0-0		0-0-0	0-0-0		NEUTRAL		0-0-0		0-0-0		0-0-0	
RPI S	Opponent	Score	RPI S	Opponent	Score	RPI S	Opponent	Score	RPI S	Opponent	Score	
			28 N	Tulsa	1 4	54 A	Fla. Atlantic	1 7	103 N	Eastern Ill.	1 6	
						66 N	St. John's (NY)	0 13	109 N	Belmont	3 13	
						71 N	Syracuse	1 7	111 A	Stetson	0 8	
									111 A	Stetson	1 7	
									112 A	Ga. Southern	1 8	
									112 A	Ga. Southern	0 7	
									120 A	Jacksonville	1 17	
									120 A	Jacksonville	3 14	
									132 N	Kansas	1 16	
									132 N	Kansas	2 16	
									167 A	Mercer	1 8	
									167 A	Mercer	2 21	
									172 N	Toledo	4 14	
									186 H	Charleston So.	5 12	
									186 H	Charleston So.	9 15	
									194 N	Akron	0 8	
									201 N	Marist	10 14	
									201 N	Marist	0 10	
									217 N	Eastern Mich.	1 10	
									234 A	Florida A&M	2 5	
									234 A	Florida A&M	7 5	
									234 A	Florida A&M	0 1	
									236 H	Bethune-Cookman	0 14	
									236 H	Bethune-Cookman	3 12	
									236 H	Bethune-Cookman	1 9	
									276 A	N.C. A&T	3 11	
									276 A	N.C. A&T	3 4	
LAST 10 GAMES			294 H	South Carolina St.	7 3	276 A	N.C. A&T	3 11	236 H	Bethune-Cookman	0 14	
			294 H	South Carolina St.	10 8	276 A	N.C. A&T	3 4	236 H	Bethune-Cookman	3 12	
			294 H	South Carolina St.	8 0	276 A	N.C. A&T	9 10	236 H	Bethune-Cookman	1 9	
			112 A	Ga. Southern	0 7	120 A	Jacksonville	1 17	276 A	N.C. A&T	3 11	
			112 A	Ga. Southern	1 8	120 A	Jacksonville	3 14	276 A	N.C. A&T	3 4	

Non-Div. I Games:

Savannah St.

Average RPI Win:		280	WON-LOST RECORD		WINNING PCT. RANK		LAST 10 GAMES		STRENGTH OF SCHEDULE		OPP. STRENGTH OF SCHEDULE		TEAM RPI		ADJ RPI		CONF. RPI		ADJ CONF. RPI	
DIV. I ONLY			8-34-0		.19048	284	2-8-0		282		270		285	.33498	286	32		32		
DIV. I NON-CONF.			1-21-0		.04545	290	0-2-0		154		147		278	.36725	282	32		32		
TOTALS		RPI 1-25		RPI 26-50		W-L RECORDS		RPI 51-100		RPI 101-150		RPI 150+								
8-34-0		0-1-0		0-4-0		OVERALL		0-2-0		0-4-0		8-23-0								
6-13-0		0-0-0		0-1-0		HOME		0-0-0		0-1-0		6-11-0								
2-14-0		0-1-0		0-1-0		AWAY		0-1-0		0-2-0		2-7-0								
0-7-0		0-0-0		0-2-0		NEUTRAL		0-1-0		0-0-0		0-4-0								
1-21-0		0-1-0		0-4-0		NON-CONFERENCE		0-2-0		0-4-0		1-10-0								
1-7-0		0-0-0		0-1-0		HOME		0-0-0		0-1-0		1-5-0								
0-7-0		0-1-0		0-0-		AWAY		0-1-0		0-3-0		0-1-0								
0-7-0		0-0-0		0-2-0		NEUTRAL		0-1-0		0-0-0		0-4-0								
7-13-0		0-0-0		0-0-0		CONFERENCE		0-0-0		0-0-0		7-13-0								
5-6-0		0-0-0		0-0-0		HOME		0-0-0		0-0-0		5-6-0								
2-7-0		0-0-0		0-0-0		AWAY		0-0-0		0-0-0		2-7-0								
0-0-0		0-0-0		0-0-0		NEUTRAL		0-0-0		0-0-0		0-0-0								
RPI	S	Opponent		Score		RPI	S	Opponent		Score		RPI	S	Opponent		Score				
23	A	Ole Miss		1	10	30	H	Arkansas		2	14	56	A	South Ala.		1	11			
						31	A	Mississippi St.		0	14	73	N	Murray St.		4	10			
						37	N	Oklahoma St.		2	11									
						49	N	McNeese		2	12									
LAST 10 GAMES																				
						275	A	Alabama A&M		0	6	260	H	Alabama St.		11	7			
						275	A	Alabama A&M		4	13	260	H	Alabama St.		2	11			
						275	A	Alabama A&M		3	5	158	A	Southeastern La.		2	10			
						30	H	Arkansas		2	14	271	H	Mississippi Val.		7	5			
						260	H	Alabama St.		5	14	271	H	Mississippi Val.		6	10			
Non-Div. I Games:		William Carey		0	11	Stillman		8	4	Clark Atlanta		7	5	Jarvis Christian		4	3			
		Clark Atlanta		11	6	William Carey		5	6					Jackson St.						

J a c k s o n s t .

Jacksonson, S. T.

Jackson St.

[illegible]

Average RPI Win: 287		WON-LOST RECORD	WINNING PCT. RANK	LAST 10 GAMES	STRENGTH OF SCHEDULE	OPP. STRENGTH OF SCHEDULE	TEAM RPI	ADJ RPI		CONF. RPI	ADJ CONF. RPI
Average RPI Loss: 235											
DIV. I ONLY		11-27-0	.28947 264	1-9-0	293	293	292	.32762 288	31	31	
DIV. I NON-CONF.		1-11-0	.08333 285	0-2-0	239	288	288	.3499 287	31	31	
<hr/>											
TOTALS		RPI 1-25	RPI 26-50		W-L RECORDS		RPI 51-100		RPI 101-150		RPI 150+
11-27-0		0-0-0	0-0-0		OVERALL		0-2-0		0-1-0		11-24-0
2-7-0		0-0-0	0-0-0		HOME		0-0-0		0-0-0		2-7-0
8-16-0		0-0-0	0-0-0		AWAY		0-0-0		0-1-0		8-15-0
1-4-0		0-0-0	0-0-0		NEUTRAL		0-2-0		0-0-0		1-2-0
1-11-0		0-0-0	0-0-0		NON-CONFERENCE		0-2-0		0-1-0		1-8-0
0-0-0		0-0-0	0-0-0		HOME		0-0-0		0-0-0		0-0-0
1-8-0		0-0-0	0-0-		AWAY		0-0-0		0-1-0		1-7-0
0-3-0		0-0-0	0-0-0		NEUTRAL		0-2-0		0-0-0		0-1-0
10-16-0		0-0-0	0-0-0		CONFERENCE		0-0-0		0-0-0		10-16-0
2-7-0		0-0-0	0-0-0		HOME		0-0-0		0-0-0		2-7-0
7-8-0		0-0-0	0-0-0		AWAY		0-0-0		0-0-0		7-8-0
1-1-0		0-0-0	0-0-0		NEUTRAL		0-0-0		0-0-0		1-1-0
RPI S	Opponent	Score	RPI S	Opponent	Score	RPI S	Opponent	Score	RPI S	Opponent	Score
						59 N	Saint Francis (PA)	4 12	145 A	Campbell	4 12
						92 N	Boise St.	0 8	186 A	Charleston So.	0 7
									186 A	Charleston So.	0 4
									215 H	Hampton	0 8
									215 H	Hampton	2 3
									215 H	Hampton	0 5
									225 N	Presbyterian	2 4
									242 A	Drexel	3 5
									242 A	Drexel	1 9
									252 H	Morgan St.	4 5
									252 H	Morgan St.	0 10
									252 H	Morgan St.	0 5
									255 A	Delaware St.	2 3
									255 A	Delaware St.	2 3
									255 A	Delaware St.	0 10
									272 A	UMBC	3 0
									272 A	UMBC	0 5
									272 A	UMBC	0 1
									272 A	UMBC	0 5
									279 A	N.C. Central	3 4
									279 A	N.C. Central	2 3
									279 N	N.C. Central	4 6
									279 N	N.C. Central	3 0
									283 A	Norfolk St.	6 14
									283 A	Norfolk St.	4 0
									283 A	Norfolk St.	4 3
									285 A	Savannah St.	8 0
			LAST 10 GAMES								
			293 A	Howard	3 6	252 H	Morgan St.	0 5			
			293 A	Howard	9 4	252 H	Morgan St.	0 10			
			293 A	Howard	2 3	252 H	Morgan St.	4 5			
			242 A	Drexel	1 9	255 A	Delaware St.	0 10			
			242 A	Drexel	3 5	215 H	Hampton	0 8			

Non-Div. I Games:

UMES

RPI	S	Opponent	Score	
285	A	Savannah St.	7	6
292	H	Coppin St.	1	0
292	H	Coppin St.	1	3
292	H	Coppin St.	10	8
293	A	Howard	2	3
293	A	Howard	9	4
293	A	Howard	3	6
294	A	South Carolina St.	14	13
294	A	South Carolina St.	11	0

R
i
d
e
r

Non-Div. I Games:

RPI	S	Opponent	Score
228	A	Siena	3 7
230	H	Columbia	2 12
230	H	Columbia	1 6
248	H	Niagara	0 6
248	H	Niagara	0 10
251	H	Yale	0 1
251	H	Yale	3 1
253	H	Lafayette	1 2
253	H	Lafayette	3 4
254	N	UMKC	3 5
254	N	UMKC	0 8
264	H	Canisius	5 13
264	H	Canisius	1 15
272	A	UMBC	0 15
272	A	UMBC	7 11
283	N	Norfolk St.	0 4
284	H	Fairleigh Dickinson	4 2
284	H	Fairleigh Dickinson	5 0
291	A	Saint Peter's	3 5
291	A	Saint Peter's	0 2
292	A	Coppin St.	6 5
292	A	Coppin St.	6 3

Rider

Average RPI Win:	286	WON-LOST	WINNING	LAST 10	STRENGTH OF	OPP. STRENGTH	TEAM	ADJ	CONF.	ADJ CONF.		
Average RPI Loss:	201	RECORD	PCT. RANK	GAMES	SCHEDULE	OF SCHEDULE	RPI	RPI	RPI	RPI		
DIV. I ONLY		3-43-0	.06522	294	0-10-0	255	280	289	.32034	290	28	29
DIV. I NON-CONF.		3-27-0	.1	280	0-2-0	268	286	291	.3295	291	29	29
<hr/>												
TOTALS	RPI 1-25	RPI 26-50		W-L RECORDS		RPI 51-100		RPI 101-150		RPI 150+		
3-43-0	0-1-0	0-0-0		OVERALL		0-3-0		0-4-0		3-35-0		
0-13-0	0-0-0	0-0-0		HOME		0-0-0		0-0-0		0-13-0		
2-16-0	0-0-0	0-0-0		AWAY		0-0-0		0-3-0		2-11-0		
1-14-0	0-1-0	0-0-0		NEUTRAL		0-3-0		0-1-0		1-9-0		
<hr/>												
3-27-0	0-1-0	0-0-0		NON-CONFERENCE		0-3-0		0-4-0		3-19-0		
0-3-0	0-0-0	0-0-0		HOME		0-0-0		0-0-0		0-3-0		
2-10-0	0-0-0	0-0-		AWAY		0-0-0		0-3-0		2-7-0		
1-14-0	0-1-0	0-0-0		NEUTRAL		0-3-0		0-1-0		1-9-0		
<hr/>												
0-16-0	0-0-0	0-0-0		CONFERENCE		0-0-0		0-0-0		0-16-0		
0-10-0	0-0-0	0-0-0		HOME		0-0-0		0-0-0		0-10-0		
0-6-0	0-0-0	0-0-0		AWAY		0-0-0		0-0-0		0-6-0		
0-0-0	0-0-0	0-0-0		NEUTRAL		0-0-0		0-0-0		0-0-0		
<hr/>												
RPI	S	Opponent	Score	RPI	S	Opponent	Score	RPI	S	Opponent	Score	
5	N	Arizona	0 18					53	N	Central Mich.	2 10	
								57	N	Georgia St.	1 16	
								92	N	Boise St.	1 10	
		</										

Non-Div. I Games:

Hartford

RPI	S	Opponent	Score	
265	A	Stony Brook	0	8
265	H	Stony Brook	0	12
265	H	Stony Brook	6	9
266	N	Fort Wayne	3	12
270	A	Brown	1	9
270	A	Brown	1	5
270	N	Brown	1	3
272	A	UMBC	8	9
272	A	UMBC	3	4
274	N	Buffalo	0	7
274	N	Buffalo	5	6
283	A	Norfolk St.	6	5
283	A	Norfolk St.	8	2
291	N	Saint Peter's	15	9
291	N	Saint Peter's	1	10

Hartford

H
a
r
t
f
o
r
d

H
a
r
t
f
o
r
d

Average RPI Win:	264	WON-LOST	WINNING		LAST 10		STRENGTH OF		OPP. STRENGTH		TEAM	ADJ		CONF.	ADJ CONF.	
Average RPI Loss:	228	RECORD	PCT. RANK		GAMES		SCHEDULE		OF SCHEDULE		RPI	RPI		RPI	RPI	
DIV. I ONLY		6-34-0	.15	287	3-7-0		277		284		291	.32	291	29	30	
DIV. I NON-CONF.		2-18-0	.1	280	0-0-0		294		293		295	.28308	295	30	30	
TOTALS		RPI 1-25		RPI 26-50		W-L RECORDS		RPI 51-100		RPI 101-150		RPI 150+				
6-34-0		0-0-0		0-0-0		OVERALL		0-0-0		0-0-0		6-34-0				
3-9-0		0-0-0		0-0-0		HOME		0-0-0		0-0-0		3-9-0				
2-18-0		0-0-0		0-0-0		AWAY		0-0-0		0-0-0		2-18-0				
1-7-0		0-0-0		0-0-0		NEUTRAL		0-0-0		0-0-0		1-7-0				
2-18-0		0-0-0		0-0-0		NON-CONFERENCE		0-0-0		0-0-0		2-18-0				
0-2-0		0-0-0		0-0-0		HOME		0-0-0		0-0-0		0-2-0				
1-9-0		0-0-0		0-0-		AWAY		0-0-0		0-0-0		1-9-0				
1-7-0		0-0-0		0-0-0		NEUTRAL		0-0-0		0-0-0		1-7-0				
4-16-0		0-0-0		0-0-0		CONFERENCE		0-0-0		0-0-0		4-16-0				
3-7-0		0-0-0		0-0-0		HOME		0-0-0		0-0-0		3-7-0				
1-9-0		0-0-0		0-0-0		AWAY		0-0-0		0-0-0		1-9-0				
0-0-0		0-0-0		0-0-0		NEUTRAL		0-0-0		0-0-0		0-0-0				
RPI	S	Opponent	Score	RPI	S	Opponent	Score	RPI	S	Opponent	Score	RPI	S	Opponent	Score	
												164	H	Iona	1	11
												164	H	Iona	2	12
												197	N	Bucknell	2	7
												197	N	Bucknell	1	8
												197	N	Bucknell	1	4
												197	N	Bucknell	4	8
												199	A	Seton Hall	2	11
												201	H	Marist	5	9
												201	H	Marist	2	14
												208	H	Monmouth	3	9
												208	H	Monmouth	4	2
												212	A	Manhattan	0	6
												212	A	Manhattan	0	5
												213	A	Fairfield	0	8
												213	A	Fairfield	1	10
												214	A	Quinnipiac	1	0
												214	A	Quinnipiac	2	8
												216	A	Wagner	1	11
												216	A	Wagner	0	1
												228	H	Siena	3	6
228	H	Siena	0	8												
												230	A	Columbia	1	9
												230	A	Columbia	4	12
												242	A	Drexel	0	9
												242	A	Drexel	6	11
												248	A	Niagara	2	4
												248	A	Niagara	1	6
												289	H	Rider	2	0
												289	H	Rider	5	3
												208	H	Monmouth	4	2
												208	H	Monmouth	3	9
												201	H	Marist	2	14
												201	H	Marist	5	9
												213	A	Fairfield	0	8
												213	A	Fairfield	1	10
												164	H	Iona	2	12
												164	H	Iona	2	12

Non-Div. I Games:

Saint Peter's

Saint Peter's

[illegible]

Non-Div. I Games:

Coppin St.

RPI	S	Opponent	Score	
269	A	Mt. St. Mary's	1	4
269	H	Mt. St. Mary's	5	6
269	H	Mt. St. Mary's	0	18
271	N	Mississippi Val.	3	7
272	A	UMBC	3	6
272	A	UMBC	4	10
283	H	Norfolk St.	4	5
283	H	Norfolk St.	5	4
283	H	Norfolk St.	8	1
287	A	Southern U.	2	13
287	A	Southern U.	10	5
288	A	UMES	8	10
288	A	UMES	3	1
288	A	UMES	0	1
289	H	Rider	3	6
289	H	Rider	5	6
291	H	Saint Peter's	12	9
291	H	Saint Peter's	4	7
293	A	Howard	9	5
293	A	Howard	1	11
293	A	Howard	8	3

Coppin St.

C
o
p
p
i
n
s
t
.

C
o
p
p
i
n
s
t
.

Average RPI Win:	288	WON-LOST RECORD	WINNING PCT. RANK	LAST 10 GAMES	STRENGTH OF SCHEDULE	OPP. STRENGTH OF SCHEDULE	TEAM RPI	ADJ RPI	CONF. RPI	ADJ CONF. RPI		
Average RPI Loss:	231											
DIV. I ONLY		4-34-0	.10526	291	2-8-0	273	292	293	.31454	293	31	31
DIV. I NON-CONF.		0-17-0	0	292	0-4-0	223	287	292	.3291	292	31	31
<hr/>												
TOTALS	RPI 1-25	RPI 26-50		W-L RECORDS		RPI 51-100		RPI 101-150		RPI 150+		
4-34-0	0-0-0	0-1-0		OVERALL		0-0-0		0-4-0		4-29-0		
3-11-0	0-0-0	0-0-0		HOME		0-0-0		0-0-0		3-11-0		
1-13-0	0-0-0	0-1-0		AWAY		0-0-0		0-3-0		1-9-0		
0-10-0	0-0-0	0-0-0		NEUTRAL		0-0-0		0-1-0		0-9-0		
0-17-0	0-0-0	0-1-0		NON-CONFERENCE		0-0-0		0-4-0		0-12-0		
0-5-0	0-0-0	0-0-0		HOME		0-0-0		0-0-0		0-5-0		
0-4-0	0-0-0	0-0-		AWAY		0-0-0		0-3-0		0-0-0		
0-8-0	0-0-0	0-0-0		NEUTRAL		0-0-0		0-1-0		0-7-0		
4-17-0	0-0-0	0-0-0		CONFERENCE		0-0-0		0-0-0		4-17-0		
3-6-0	0-0-0	0-0-0		HOME		0-0-0		0-0-0		3-6-0		
1-9-0	0-0-0	0-0-0		AWAY		0-0-0		0-0-0		1-9-0		
0-2-0	0-0-0	0-0-0		NEUTRAL		0-0-0		0-0-0		0-2-0		
RPI S	Opponent	Score	RPI S	Opponent	Score	RPI S	Opponent	Score	RPI S	Opponent	Score	
			41 A	USC Upstate	0 14				144 A	Towson	1 5	
									144 A	Towson	0 8	
									147 A	Furman	0 8	
									147 N	Furman	0 9	
									198 N	Valparaiso	4 11	
									207 N	Albany (NY)	5 6	
									207 N	Albany (NY)	2 7	
									215 H	Hampton	1 13	
									215 H	Hampton	2 7	
									215 H	Hampton	1 5	
									223 N	Western Caro.	0 14	
									227 N	Appalachian St.	0 11	
									234 N	Florida A&M	1 10	
									234 N	Florida A&M	1 8	
									241 N	Sacred Heart	1 12	
									242 H	Drexel	8 16	
									242 H	Drexel	3 10	
									252 A	Morgan St.	3 5	
									252 A	Morgan St.	3 4	
									252 A	Morgan St.	0 2	
									255 A	Delaware St.	1 3	
									255 A	Delaware St.	2 3	
									255 A	Delaware St.	2 3	
									269 H	Mt. St. Mary's	4 12	
									269 H	Mt. St. Mary's	1 13	
									272 H	UMBC	3 11	
									272 N	UMBC	6 12	
LAST 10 GAMES												
			288 H	UMES	6 3		255 A	Delaware St.	1 3		255 A	Delaware St.
			288 H	UMES	4 9		255 A	Delaware St.	2 3		269 H	Mt. St. Mary's
			288 H	UMES	3 2		255 A	Delaware St.	2 3		269 H	Mt. St. Mary's
			269 H	Mt. St. Mary's	1 13		144 A	Towson	1 5		272 H	UMBC
			269 H	Mt. St. Mary's	4 12		144 A	Towson	0 8		272 N	UMBC

Non-Div. I Games:

Howard

RPI	S	Opponent	Score	
276	A	N.C. A&T	8	9
283	A	Norfolk St.	0	8
283	A	Norfolk St.	4	7
283	A	Norfolk St.	9	2
288	H	UMES	4	9
288	H	UMES	3	2
288	H	UMES	6	3
292	H	Coppin St.	11	1
292	H	Coppin St.	5	9
292	H	Coppin St.	3	8

Howard

H
o
w
a
r
d

H
o
w
a
r
d

Average RPI Win: 276		WON-LOST	WINNING	LAST 10	STRENGTH OF		OPP. STRENGTH	TEAM	ADJ	CONF.	ADJ CONF.
Average RPI Loss: 197		RECORD	PCT. RANK	GAMES	SCHEDULE		OF SCHEDULE	RPI	RPI	RPI	RPI
DIV. I ONLY		2-38-0	.05	295	0-9-0		281	261	294	.31003	294
DIV. I NON-CONF.		0-23-0	0	292	0-2-0		220	181	289	.34841	288
TOTALS		RPI 1-25	RPI 26-50		W-L RECORDS		RPI 51-100		RPI 101-150		RPI 150+
2-38-0		0-0-0	0-2-0		OVERALL		0-3-0		0-6-0		2-27-0
2-11-0		0-0-0	0-0-0		HOME		0-0-0		0-0-0		2-11-0
0-14-0		0-0-0	0-1-0		AWAY		0-0-0		0-2-0		0-8-0
0-13-0		0-0-0	0-1-0		NEUTRAL		0-2-0		0-3-0		0-7-0
0-23-0		0-0-0	0-2-0		NON-CONFERENCE		0-3-0		0-6-0		0-12-0
0-5-0		0-0-0	0-0-0		HOME		0-0-0		0-0-0		0-5-0
0-6-0		0-0-0	0-0-		AWAY		0-1-0		0-3-0		0-1-0
0-12-0		0-0-0	0-1-0		NEUTRAL		0-2-0		0-3-0		0-6-0
2-15-0		0-0-0	0-0-0		CONFERENCE		0-0-0		0-0-0		2-15-0
2-6-0		0-0-0	0-0-0		HOME		0-0-0		0-0-0		2-6-0
0-8-0		0-0-0	0-0-0		AWAY		0-0-0		0-0-0		0-8-0
0-1-0		0-0-0	0-0-0		NEUTRAL		0-0-0		0-0-0		0-1-0
RPI S	Opponent	Score	RPI S	Opponent	Score	RPI S	Opponent	Score	RPI S	Opponent	Score
			26 N	Marshall	1 10	57 N	Georgia St.	0 8	103 N	Eastern Ill.	1 7
			46 A	Kennesaw St.	0 14	81 A	North Florida	2 8	112 A	Ga. Southern	10 18
						92 N	Boise St.	0 12	132 N	Kansas	0 8
									147 A	Furman	0 12
									147 A	Furman	0 8
									148 N	Morehead St.	2 15
									151 N	Eastern Ky.	2 14
									168 N	Austin Peay	2 12
									181 N	Saint Louis	4 10
									186 A	Charleston So.	0 12
									186 H	Charleston So.	2 11
									186 H	Charleston So.	0 7
									225 H	Presbyterian	5 6
									225 N	Presbyterian	0 7
									225 N	Presbyterian	3 8
									234 H	Florida A&M	1 14
									234 H	Florida A&M	0 15
									234 H	Florida A&M	3 20
									236 A	Bethune-Cookman	3 9
									236 A	Bethune-Cookman	0 13
									236 A	Bethune-Cookman	2 10
									238 H	Gardner-Webb	2 4
									238 H	Gardner-Webb	6 18
									255 N	Delaware St.	0 16
									261 N	South Dakota St.	6 14
									276 H	N.C. A&T	6 3
									276 H	N.C. A&T	5 4
LAST 10 GAMES			285 A	Savannah St.	3 7	147 A	Furman	0 12	238 H	Gardner-Webb	6 18
			285 A	Savannah St.	8 10	147 A	Furman	0 8	255 N	Delaware St.	0 16
			285 A	Savannah St.	0 8	236 A	Bethune-Cookman	3 9	261 N	South Dakota St.	6 14
			279 A	N.C. Central	0 8	236 A	Bethune-Cookman	0 13	276 H	N.C. A&T	6 3
			279 A	N.C. Central	3 5	236 A	Bethune-Cookman	2 10	276 H	N.C. A&T	5 4

Non-Div. I Games:

South Carolina St.

RPI	S	Opponent	Score
276	H	N.C. A&T	6 7
279	A	N.C. Central	3 5
279	A	N.C. Central	0 8
285	A	Savannah St.	8 10
285	A	Savannah St.	3 7
285	A	Savannah St.	0 8
288	H	UMES	0 11
288	H	UMES	13 14

South Carolina St.
a
S
t
.

S
o
u
t
h
C
a
r
o
l
i
n
a
S
t
.

S
o
u
t
h
C
a
r
o
l
i
n
a
S
t
.

Average RPI Win: 282		WON-LOST RECORD		WINNING PCT. RANK		LAST 10 GAMES		STRENGTH OF SCHEDULE		OPP. STRENGTH OF SCHEDULE		TEAM RPI		ADJ RPI		CONF. RPI		ADJ CONF. RPI	
DIV. I ONLY		3-26-0		.10345 292		1-9-0		288		295		295		.26098 295		32		32	
DIV. I NON-CONF.		0-9-0		0 292		0-1-0		64		200		275		.34233 289		32		32	
TOTALS		RPI 1-25		RPI 26-50		W-L RECORDS		RPI 51-100		RPI 101-150		RPI 150+							
3-26-0		0-0-0		0-1-0		OVERALL		0-3-0		0-1-0		3-21-0							
2-7-0		0-0-0		0-0-0		HOME		0-0-0		0-0-0		2-7-0							
1-11-0		0-0-0		0-0-0		AWAY		0-1-0		0-1-0		1-8-0							
0-8-0		0-0-0		0-1-0		NEUTRAL		0-1-0		0-0-0		0-6-0							
0-9-0		0-0-0		0-1-0		NON-CONFERENCE		0-3-0		0-1-0		0-4-0							
0-0-0		0-0-0		0-0-0		HOME		0-0-0		0-0-0		0-0-0							
0-3-0		0-0-0		0-0-		AWAY		0-2-0		0-1-0		0-0-0							
0-6-0		0-0-0		0-1-0		NEUTRAL		0-1-0		0-0-0		0-4-0							
3-17-0		0-0-0		0-0-0		CONFERENCE		0-0-0		0-0-0		3-17-0							
2-7-0		0-0-0		0-0-0		HOME		0-0-0		0-0-0		2-7-0							
1-8-0		0-0-0		0-0-0		AWAY		0-0-0		0-0-0		1-8-0							
0-2-0		0-0-0		0-0-0		NEUTRAL		0-0-0		0-0-0		0-2-0							
RPI	S	Opponent	Score	RPI	S	Opponent	Score	RPI	S	Opponent	Score	RPI	S	Opponent	Score				
				44	N	SIUE	2 10	76	N	UNI	1 4	106	A	La.-Monroe	1 10				
								97	A	Louisiana Tech	0 15	166	N	Northwestern St.	1 13				
								97	A	Louisiana Tech	0 6	184	N	Sam Houston St.	0 15				
												184	N	Sam Houston St.	0 10				
												184	N	Sam Houston St.	1 9				
												268	A	Alcorn	1 9				
												268	A	Alcorn	0 4				
												268	A	Alcorn	3 6				
												271	N	Mississippi Val.	1 10				
												271	N	Mississippi Val.	0 9				
												277	H	Ark.-Pine Bluff	2 6				
												277	H	Ark.-Pine Bluff	2 15				
												277	H	Ark.-Pine Bluff	5 2				
												278	H	Prairie View	4 10				
												278	H	Prairie View	0 8				
												278	H	Prairie View	2 11				
												282	A	Texas Southern	4 3				
												282	A	Texas Southern	3 11				
												282	A	Texas Southern	1 11				
												286	H	Jackson St.	4 13				
												286	H	Jackson St.	5 6				
												286	H	Jackson St.	8 3				
												287	A	Southern U.	1 3				
												287	A	Southern U.	0 3				
												287	A	Southern U.	0 5				

Grambling

Through Games Of May 7, 2017

Non-Div. I Games:

Jarvis Christian	8	0	Jarvis Christian	9	4	Centenary (LA)	6	3	Langston	9	4
Centenary (LA)	6	5	Lindenwood (IL)	3	11	Jarvis Christian	15	0	Lincoln (MO)	4	13

G
r
a
m
b
l
i
n
g

G
r
a
m
b
l
i
n
g