

Average RPI Win:		80	WON-LOST RECORD		WINNING PCT. RANK	LAST 10 GAMES		STRENGTH OF SCHEDULE		OPP. STRENGTH OF SCHEDULE		TEAM RPI	ADJ RPI	CONF. RPI	ADJ CONF. RPI
Average RPI Loss:		6													
DIV. I ONLY			40-1-0		.97561	1		24		11		3	.7075	1	2
DIV. I NON-CONF.			28-1-0		.96552	2		32		31		5	.68684	5	2
TOTALS		RPI 1-25	RPI 26-50		W-L RECORDS		RPI 51-100		RPI 101-150		RPI 150+				
40-1-0		9-1-0	9-0-0		OVERALL		11-0-0		6-0-0		5-0-0				
22-0-0		4-0-0	5-0-0		HOME		9-0-0		4-0-0		0-0-0				
9-0-0		3-0-0	3-0-0		AWAY		2-0-0		1-0-0		0-0-0				
9-1-0		2-1-0	1-0-0		NEUTRAL		0-0-0		1-0-0		5-0-0				
28-1-0		3-1-0	6-0-0		NON-CONFERENCE		8-0-0		6-0-0		5-0-0				
16-0-0		1-0-0	5-0-0		HOME		6-0-0		4-0-0		0-0-0				
3-0-0		0-0-0	0-0-		AWAY		2-0-0		1-0-0		0-0-0				
9-1-0		2-1-0	1-0-0		NEUTRAL		0-0-0		1-0-0		5-0-0				
12-0-0		6-0-0	3-0-0		CONFERENCE		3-0-0		0-0-0		0-0-0				
6-0-0		3-0-0	0-0-0		HOME		3-0-0		0-0-0		0-0-0				
6-0-0		3-0-0	3-0-0		AWAY		0-0-0		0-0-0		0-0-0				
0-0-0		0-0-0	0-0-0		NEUTRAL		0-0-0		0-0-0		0-0-0				
RPI S	Opponent	Score		RPI S	Opponent	Score		RPI S	Opponent	Score		RPI S	Opponent	Score	
6 N	Florida St.	0	1	30 H	Tulsa	10	2	51 H	Fordham	8	1	113 H	Abilene Christian	7	0
7 H	Washington	3	0	32 H	Texas	2	1	52 H	Boston College	12	2	124 H	Drake	7	0
7 H	Washington	5	2	32 H	Texas	4	2	57 A	CSUN	10	1	124 H	Drake	21	0
7 H	Washington	12	0	32 H	Texas	3	0	57 H	CSUN	6	0	133 A	Loyola Marymount	10	0
9 H	Baylor	4	0	45 A	Oregon St.	7	4	69 H	Grand Canyon	13	0	143 N	Purdue	13	1
14 N	Oklahoma	4	3	45 A	Oregon St.	7	1	69 H	Grand Canyon	6	2	147 H	North Dakota St.	2	1
16 N	BYU	9	0	45 A	Oregon St.	6	2	75 H	Stanford	20	1	156 N	LIU Brooklyn	21	2
17 A	California	6	1	46 N	Louisville	5	3	75 H	Stanford	9	1	228 N	Quinnipiac	7	1
17 A	California	7	0	50 H	Northwestern	11	3	75 H	Stanford	12	0	258 N	CSU Bakersfield	8	0
17 A	California	6	0					78 A	Long Beach St.	4	0	260 N	Bryant	5	0
								95 H	Ball St.	9	1	290 N	Hartford	18	0
				LAST 10 GAMES											
				75 H	Stanford	9	1	17 A	California	7	0				
				75 H	Stanford	12	0	69 H	Grand Canyon	6	2				
				75 H	Stanford	20	1	69 H	Grand Canyon	13	0				
				17 A	California	6	1	7 H	Washington	5	2				
				17 A	California	6	0	7 H	Washington	12	0				

Non-Div. I Games:

Arizona

Average RPI Win:	85	WON-LOST RECORD	WINNING PCT. RANK	LAST 10 GAMES	STRENGTH OF SCHEDULE	OPP. STRENGTH OF SCHEDULE	TEAM RPI	ADJ RPI	CONF. RPI	ADJ CONF. RPI					
DIV. I ONLY		33-6-0	.84615	12	7-3-0	2	20	2	.70361	2	1	1			
DIV. I NON-CONF.		25-2-0	.92593	7	1-0-0	12	47	4	.68467	6	1	1			
<hr/>															
TOTALS	RPI 1-25	RPI 26-50		W-L RECORDS		RPI 51-100		RPI 101-150		RPI 150+					
33-6-0	10-5-0	6-1-0		OVERALL		6-0-0		2-0-0		9-0-0					
21-3-0	3-2-0	5-1-0		HOME		4-0-0		1-0-0		8-0-0					
5-2-0	4-2-0	0-0-0		AWAY		1-0-0		0-0-0		0-0-0					
7-1-0	3-1-0	1-0-0		NEUTRAL		1-0-0		1-0-0		1-0-0					
25-2-0	4-2-0	4-0-0		NON-CONFERENCE		6-0-0		2-0-0		9-0-0					
17-1-0	1-1-0	3-0-0		HOME		4-0-0		1-0-0		8-0-0					
1-0-0	0-0-0	0-0-		AWAY		1-0-0		0-0-0		0-0-0					
7-1-0	3-1-0	1-0-0		NEUTRAL		1-0-0		1-0-0		1-0-0					
8-4-0	6-3-0	2-1-0		CONFERENCE		0-0-0		0-0-0		0-0-0					
4-2-0	2-1-0	2-1-0		HOME		0-0-0		0-0-0		0-0-0					
4-2-0	4-2-0	0-0-0		AWAY		0-0-0		0-0-0		0-0-0					
0-0-0	0-0-0	0-0-0		NEUTRAL		0-0-0		0-0-0		0-0-0					
RPI	S	Opponent	Score	RPI	S	Opponent	Score	RPI	S	Opponent	Score	RPI	S	Opponent	Score
3	A	Florida	1 0	28	H	Texas St.	8 1	53	N	Nebraska	3 2	128	H	Evansville	5 3
3	A	Florida	0 7	29	N	Ohio St.	8 0	56	A	South Fla.	4 0	147	N	North Dakota St.	2 1
3	A	Florida	3 4	36	H	Ole Miss	3 1	76	H	Col. of Charleston	8 0	156	N	LIU Brooklyn	9 4
7	N	Washington	1 2	36	H	Ole Miss	3 1	76	H	Col. of Charleston	14 0	157	H	Mercer	10 1
10	H	LSU	0 8	36	H	Ole Miss	4 10	80	H	Liberty	15 0	180	H	UMass Lowell	13 0
10	H	LSU	5 4	41	H	SIUE	4 3	80	H	Liberty	9 1	184	H	Creighton	9 0
10	H	LSU	5 4	41	H	SIUE	8 1					184	H	Creighton	8 0
14	N	Oklahoma	3 2									188	H	North Dakota	8 0
16	N	BYU	3 0									188	H	North Dakota	6 0
20	H	James Madison	4 0									253	H	Alabama St.	14 0
20	H	James Madison	0 1									262	H	Yale	9 0
21	A	Georgia	4 3												
21	A	Georgia	7 5												
21	A	Georgia	13 4												
25	N	Illinois	6 2												
LAST 10 GAMES															
36	H	Ole Miss	3 1	21	A	Georgia	7 5								
36	H	Ole Miss	4 10	3	A	Florida	1 0								
36	H	Ole Miss	3 1	3	A	Florida	0 7								
21	A	Georgia	4 3	3	A	Florida	3 4								
21	A	Georgia	13 4	156	N	LIU Brooklyn	9 4								

Non-Div. I Games:

Auburn

Average RPI Win: 72		WON-LOST RECORD		WINNING PCT. RANK		LAST 10 GAMES		STRENGTH OF SCHEDULE		OPP. STRENGTH OF SCHEDULE		TEAM RPI		ADJ RPI		CONF. RPI		ADJ CONF. RPI					
DIV. I ONLY		36-2-0		.94737 3		9-1-0		19		5		1		.70009 3		1		1					
DIV. I NON-CONF.		24-1-0		.96 4		2-0-0		46		37		8		.66606 8		1		1					
TOTALS		RPI 1-25		RPI 26-50		W-L RECORDS		RPI 51-100		RPI 101-150		RPI 150+											
36-2-0		10-1-0		6-0-0		OVERALL		11-0-0		4-0-0		5-1-0											
15-2-0		4-1-0		2-0-0		HOME		4-0-0		1-0-0		4-1-0											
8-0-0		3-0-0		3-0-0		AWAY		1-0-0		1-0-0		0-0-0											
13-0-0		3-0-0		1-0-0		NEUTRAL		6-0-0		2-0-0		1-0-0											
24-1-0		3-0-0		1-0-0		NON-CONFERENCE		11-0-0		4-0-0		5-1-0											
9-1-0		0-0-0		0-0-0		HOME		4-0-0		1-0-0		4-1-0											
2-0-0		0-0-0		0-0-		AWAY		1-0-0		1-0-0		0-0-0											
13-0-0		3-0-0		1-0-0		NEUTRAL		6-0-0		2-0-0		1-0-0											
12-1-0		7-1-0		5-0-0		CONFERENCE		0-0-0		0-0-0		0-0-0											
6-1-0		4-1-0		2-0-0		HOME		0-0-0		0-0-0		0-0-0											
6-0-0		3-0-0		3-0-0		AWAY		0-0-0		0-0-0		0-0-0											
0-0-0		0-0-0		0-0-0		NEUTRAL		0-0-0		0-0-0		0-0-0											
RPI	S	Opponent		Score		RPI	S	Opponent		Score		RPI	S	Opponent		Score							
2	H	Auburn		0 1		26	H	Missouri		1 0		51	N	Fordham		4 0							
2	H	Auburn		4 3		26	H	Missouri		6 0		54	H	FIU		5 0							
2	H	Auburn		7 0		27	A	Arkansas		6 1		56	A	South Fla.		8 0							
5	N	UCLA		9 4		27	A	Arkansas		6 1		56	H	South Fla.		8 0							
15	N	Michigan		2 1		27	A	Arkansas		8 0		59	N	Illinois St.		9 0							
17	N	California		4 0		50	N	Northwestern		7 4		71	N	Syracuse		2 0							
21	H	Georgia		5 0								78	N	Long Beach St.		17 0							
21	H	Georgia		4 1								79	H	North Florida		5 1							
22	A	South Carolina		13 1								80	N	Liberty		2 1							
22	A	South Carolina		6 0								87	H	St. John's (NY)		5 2							
22	A	South Carolina		10 0								100	N	Elon		11 0							
						LAST 10 GAMES																	
						21	H	Georgia		4 1		27	A	Arkansas		6 1							
						21	H	Georgia		5 0		238	H	Bethune-Cookman		15 7							
						79	H	North Florida		5 1		2	H	Auburn		0 1							
						27	A	Arkansas		6 1		2	H	Auburn		7 0							
						27	A	Arkansas		8 0		2	H	Auburn		4 3							

Non-Div. I Games:

Florida

Average RPI Win:	80	WON-LOST RECORD	WINNING PCT. RANK	LAST 10 GAMES	STRENGTH OF SCHEDULE	OPP. STRENGTH OF SCHEDULE	TEAM RPI	ADJ RPI	CONF. RPI	ADJ CONF. RPI		
DIV. I ONLY		35-3-0	.92105	5	9-1-0	15	18	4	.69614	4	1	1
DIV. I NON-CONF.		26-1-0	.96296	3	5-0-0	18	35	2	.68945	3	1	1
<hr/>												
TOTALS	RPI 1-25	RPI 26-50		W-L RECORDS		RPI 51-100		RPI 101-150		RPI 150+		
35-3-0	6-0-0	12-2-0		OVERALL		6-1-0		5-0-0		6-0-0		
24-3-0	0-0-0	9-2-0		HOME		4-1-0		5-0-0		6-0-0		
6-0-0	2-0-0	3-0-0		AWAY		1-0-0		0-0-0		0-0-0		
5-0-0	4-0-0	0-0-0		NEUTRAL		1-0-0		0-0-0		0-0-0		
26-1-0	4-0-0	5-0-0		NON-CONFERENCE		6-1-0		5-0-0		6-0-0		
20-1-0	0-0-0	5-0-0		HOME		4-1-0		5-0-0		6-0-0		
1-0-0	0-0-0	0-0-		AWAY		1-0-0		0-0-0		0-0-0		
5-0-0	4-0-0	0-0-0		NEUTRAL		1-0-0		0-0-0		0-0-0		
9-2-0	2-0-0	7-2-0		CONFERENCE		0-0-0		0-0-0		0-0-0		
4-2-0	0-0-0	4-2-0		HOME		0-0-0		0-0-0		0-0-0		
5-0-0	2-0-0	3-0-0		AWAY		0-0-0		0-0-0		0-0-0		
0-0-0	0-0-0	0-0-0		NEUTRAL		0-0-0		0-0-0		0-0-0		
RPI	S	Opponent	Score	RPI	S	Opponent	Score	RPI	S	Opponent	Score	
6	N	Florida St.	2 0	26	H	Missouri	7 3	63	H	McNeese	10 3	
15	N	Michigan	3 0	26	H	Missouri	1 5	72	A	Memphis	15 1	
16	N	BYU	11 1	26	H	Missouri	8 0	73	H	Central Mich.	8 5	
22	A	South Carolina	5 2	28	H	Texas St.	5 1	78	N	Long Beach St.	5 0	
22	A	South Carolina	16 0	29	H	Ohio St.	9 1	93	H	Houston	0 1	
23	N	Arizona St.	2 1	33	H	Mississippi St.	5 1	99	H	Missouri St.	5 0	
				33	H	Mississippi St.	3 1	99	H	Missouri St.	8 2	
				33	H	Mississippi St.	2 5					
				36	A	Ole Miss	8 0					
				36	A	Ole Miss	4 2					
				36	A	Ole Miss	3 1					
				39	H	Oklahoma St.	9 2					
				39	H	Oklahoma St.	9 1					
				39	H	Oklahoma St.	7 0					
				LAST 10 GAMES								
				39	H	Oklahoma St.	7 0	22	A	South Carolina	5 2	
				39	H	Oklahoma St.	9 1	28	H	Texas St.	5 1	
				39	H	Oklahoma St.	9 2	26	H	Missouri	7 3	
				63	H	McNeese	10 3	26	H	Missouri	1 5	
				22	A	South Carolina	16 0	26	H	Missouri	8 0	

Non-Div. I Games:

Texas A&M

UCLA				Through Games Of April 9, 2017															
Average RPI Win: 73		WON-LOST RECORD		WINNING PCT. RANK		LAST 10 GAMES		STRENGTH OF SCHEDULE		OPP. STRENGTH OF SCHEDULE		TEAM RPI		ADJ RPI		CONF. RPI		ADJ CONF. RPI	
DIV. I ONLY		28-10-0		.73684 29		7-3-0		1		4		5		.69471 5		2		2	
DIV. I NON-CONF.		24-5-0		.82759 18		3-0-0		5		8		6		.6874 4		2		2	
TOTALS		RPI 1-25		RPI 26-50		W-L RECORDS		RPI 51-100		RPI 101-150		RPI 150+							
28-10-0		11-10-0		3-0-0		OVERALL		7-0-0		2-0-0		5-0-0							
10-5-0		5-5-0		2-0-0		HOME		2-0-0		0-0-0		1-0-0							
5-1-0		2-1-0		0-0-0		AWAY		3-0-0		0-0-0		0-0-0							
13-4-0		4-4-0		1-0-0		NEUTRAL		2-0-0		2-0-0		4-0-0							
24-5-0		7-5-0		3-0-0		NON-CONFERENCE		7-0-0		2-0-0		5-0-0							
8-1-0		3-1-0		2-0-0		HOME		2-0-0		0-0-0		1-0-0							
3-0-0		0-0-0		0-0-		AWAY		3-0-0		0-0-0		0-0-0							
13-4-0		4-4-0		1-0-0		NEUTRAL		2-0-0		2-0-0		4-0-0							
4-5-0		4-5-0		0-0-0		CONFERENCE		0-0-0		0-0-0		0-0-0							
2-4-0		2-4-0		0-0-0		HOME		0-0-0		0-0-0		0-0-0							
2-1-0		2-1-0		0-0-0		AWAY		0-0-0		0-0-0		0-0-0							
0-0-0		0-0-0		0-0-0		NEUTRAL		0-0-0		0-0-0		0-0-0							
RPI	S	Opponent	Score		RPI	S	Opponent	Score		RPI	S	Opponent	Score		RPI	S	Opponent	Score	
3	N	Florida	4	9	32	H	Texas	3	2	55	N	UCF	1	0	108	N	North Carolina St.	8	3
6	N	Florida St.	1	2	34	H	Notre Dame	8	0	60	A	San Diego St.	8	0	139	N	UC Davis	9	1
7	A	Washington	9	8	44	N	Cal Poly	3	1	68	A	Cal St. Fullerton	2	0	161	N	Longwood	8	0
7	A	Washington	7	12						78	A	Long Beach St.	1	0	195	N	South Dakota	6	0
7	A	Washington	6	2						80	N	Liberty	7	1	217	N	Boston U.	6	1
8	H	Oregon	2	0						88	H	Weber St.	22	1	222	N	Eastern Mich.	8	0
8	H	Oregon	4	11						88	H	Weber St.	4	1	233	H	Dartmouth	4	2
8	H	Oregon	1	0															
9	N	Baylor	6	11															
10	N	LSU	6	5															
14	N	Oklahoma	1	10															
15	N	Michigan	4	0															
16	H	BYU	1	0															
16	H	BYU	4	2															
18	H	Utah	0	4															
18	H	Utah	2	7															
18	H	Utah	1	2															
19	H	Kentucky	1	2															
19	H	Kentucky	6	2															
21	N	Georgia	10	5															
22	N	South Carolina	5	2															
LAST 10 GAMES																			
8 H Oregon 4 11										7 A Washington 6 2									
8 H Oregon 1 0										233 H Dartmouth 4 2									
8 H Oregon 2 0										16 H BYU 1 0									
7 A Washington 7 12										16 H BYU 4 2									
7 A Washington 9 8										18 H Utah 0 4									

Non-Div. I Games:

UCLA

Average RPI Win:		89	WON-LOST RECORD		WINNING PCT. RANK	LAST 10 GAMES		STRENGTH OF SCHEDULE		OPP. STRENGTH OF SCHEDULE	TEAM RPI	ADJ RPI	CONF. RPI	ADJ CONF. RPI			
Average RPI Loss:		4															
DIV. I ONLY			38-1-1		.9625	2		10-0-0		46	10	6	.68935	6	4	4	
DIV. I NON-CONF.			20-1-1		.93182	5		1-0-0		4	7	1	.70932	1	4	4	
TOTALS		RPI 1-25		RPI 26-50		W-L RECORDS		RPI 51-100		RPI 101-150		RPI 150+					
38-1-1		4-1-1		9-0-0		OVERALL		10-0-0		10-0-0		5-0-0					
21-0-0		2-0-0		9-0-0		HOME		4-0-0		2-0-0		4-0-0					
12-0-0		0-0-0		0-0-0		AWAY		4-0-0		8-0-0		0-0-0					
5-1-1		2-1-1		0-0-0		NEUTRAL		2-0-0		0-0-0		1-0-0					
20-1-1		4-1-1		3-0-0		NON-CONFERENCE		7-0-0		4-0-0		2-0-0					
12-0-0		2-0-0		3-0-0		HOME		4-0-0		2-0-0		1-0-0					
3-0-0		0-0-0		0-0-		AWAY		1-0-0		2-0-0		0-0-0					
5-1-1		2-1-1		0-0-0		NEUTRAL		2-0-0		0-0-0		1-0-0					
18-0-0		0-0-0		6-0-0		CONFERENCE		3-0-0		6-0-0		3-0-0					
9-0-0		0-0-0		6-0-0		HOME		0-0-0		0-0-0		3-0-0					
9-0-0		0-0-0		0-0-0		AWAY		3-0-0		6-0-0		0-0-0					
0-0-0		0-0-0		0-0-0		NEUTRAL		0-0-0		0-0-0		0-0-0					
RPI	S	Opponent		Score		RPI	S	Opponent		Score		RPI	S	Opponent		Score	
1	N	Arizona		1	0	34	H	Notre Dame		6	0	53	H	Nebraska		8	0
4	N	Texas A&M		0	2	34	H	Notre Dame		16	0	53	H	Nebraska		9	0
5	N	UCLA		2	1	34	H	Notre Dame		6	0	55	A	UCF		4	0
15	N	Michigan		5	5	35	H	Pittsburgh		14	3	60	N	San Diego St.		6	4
24	H	Marshall		1	0	35	H	Pittsburgh		5	0	71	A	Syracuse		6	5
24	H	Marshall		7	0	35	H	Pittsburgh		12	4	71	A	Syracuse		13	4
						38	H	Lipscomb		13	1	71	A	Syracuse		18	9
						50	H	Northwestern		7	0	75	N	Stanford		8	2
						50	H	Northwestern		3	2	79	H	North Florida		8	0
												79	H	North Florida		3	0
							</										

Non-Div. I Games:

Florida St.

Average RPI Win:		66	WON-LOST RECORD		WINNING PCT. RANK		LAST 10 GAMES		STRENGTH OF SCHEDULE		OPP. STRENGTH OF SCHEDULE		TEAM RPI		ADJ RPI		CONF. RPI		ADJ CONF. RPI					
DIV. I ONLY			29-9-0		.76316		24		4-6-0		3		1		8		.68666		7		2		2	
DIV. I NON-CONF.			23-3-0		.88462		12		1-0-0		9		5		3		.69083		2		2		2	
TOTALS		RPI 1-25		RPI 26-50				W-L RECORDS				RPI 51-100				RPI 101-150				RPI 150+				
29-9-0		8-7-0		7-2-0				OVERALL				6-0-0				6-0-0				2-0-0				
12-3-0		6-2-0		2-1-0				HOME				0-0-0				3-0-0				1-0-0				
4-3-0		0-3-0		0-0-0				AWAY				4-0-0				0-0-0				0-0-0				
13-3-0		2-2-0		5-1-0				NEUTRAL				2-0-0				3-0-0				1-0-0				
23-3-0		4-2-0		5-1-0				NON-CONFERENCE				6-0-0				6-0-0				2-0-0				
6-0-0		2-0-0		0-0-0				HOME				0-0-0				3-0-0				1-0-0				
4-0-0		0-0-0		0-0-				AWAY				4-0-0				0-0-0				0-0-0				
13-3-0		2-2-0		5-1-0				NEUTRAL				2-0-0				3-0-0				1-0-0				
6-6-0		4-5-0		2-1-0				CONFERENCE				0-0-0				0-0-0				0-0-0				
6-3-0		4-2-0		2-1-0				HOME				0-0-0				0-0-0				0-0-0				
0-3-0		0-3-0		0-0-0				AWAY				0-0-0				0-0-0				0-0-0				
0-0-0		0-0-0		0-0-0				NEUTRAL				0-0-0				0-0-0				0-0-0				
RPI	S	Opponent		Score		RPI	S	Opponent		Score		RPI	S	Opponent		Score		RPI	S	Opponent		Score		
1	A	Arizona		2	5	26	N	Missouri		5	9	53	N	Nebraska		7	5	107	N	UC Santa Barbara		10	2	
1	A	Arizona		0	3	29	N	Ohio St.		11	4	57	N	CSUN		8	0	116	N	Indiana		13	1	
1	A	Arizona		0	12	32	N	Texas		7	2	60	A	San Diego St.		6	5	129	H	Penn St.		13	1	
2	N	Auburn		2	1	42	N	Fresno St.		5	1	69	A	Grand Canyon		7	0	129	H	Penn St.		9	1	
5	H	UCLA		12	7	45	H	Oregon St.		10	8	69	A	Grand Canyon		14	4	129	H	Penn St.		15	0	
5	H	UCLA		8	9	45	H	Oregon St.		4	3	78	A	Long Beach St.		9	1	130	N	UC Riverside		14	1	
5	H	UCLA		2	6	45	H	Oregon St.		1	2							172	N	Iowa		8	0	
9	N	Baylor		1	3	50	N	Northwestern		3	0							195	H	South Dakota		8	0	
13	H	Minnesota		3	2	50	N	Northwestern		6	3													
13	H	Minnesota		9	0																			
14	N	Oklahoma		1	0																			
16	N	BYU		2	4																			
23	H	Arizona St.		1	0																			
23	H	Arizona St.		6	4																			
23	H	Arizona St.		4	0																			
						LAST 10 GAMES																		
						45	H	Oregon St.		10	8	5	H	UCLA		2	6							
						45	H	Oregon St.		1	2	1	A	Arizona		2	5							
						45	H	Oregon St.		4	3	1	A	Arizona		0	12							
						5	H	UCLA		12	7	1	A	Arizona		0	3							
						5	H	UCLA		8	9	69	A	Grand Canyon		14	4							

Non-Div. I Games:

Washington

Average RPI Win:	91	WON-LOST	WINNING	LAST 10	STRENGTH OF	OPP. STRENGTH	TEAM	ADJ	CONF.	ADJ CONF.					
Average RPI Loss:	5	RECORD	PCT. RANK	GAMES	SCHEDULE	OF SCHEDULE	RPI	RPI	RPI	RPI					
DIV. I ONLY		36-2-0	.94737	3	8-2-0	37	9	7	.68279	8	2	2			
DIV. I NON-CONF.		27-0-0	1	1	3-0-0	129	33	12	.65608	10	2	2			
<hr/>															
TOTALS	RPI 1-25	RPI 26-50		W-L RECORDS		RPI 51-100		RPI 101-150		RPI 150+					
36-2-0	12-2-0	4-0-0		OVERALL		5-0-0		6-0-0		9-0-0					
14-0-0	7-0-0	0-0-0		HOME		2-0-0		1-0-0		4-0-0					
7-2-0	3-2-0	2-0-0		AWAY		2-0-0		0-0-0		0-0-0					
15-0-0	2-0-0	2-0-0		NEUTRAL		1-0-0		5-0-0		5-0-0					
27-0-0	3-0-0	4-0-0		NON-CONFERENCE		5-0-0		6-0-0		9-0-0					
8-0-0	1-0-0	0-0-0		HOME		2-0-0		1-0-0		4-0-0					
4-0-0	0-0-0	2-0-		AWAY		2-0-0		0-0-0		0-0-0					
15-0-0	2-0-0	2-0-0		NEUTRAL		1-0-0		5-0-0		5-0-0					
9-2-0	9-2-0	0-0-0		CONFERENCE		0-0-0		0-0-0		0-0-0					
6-0-0	6-0-0	0-0-0		HOME		0-0-0		0-0-0		0-0-0					
3-2-0	3-2-0	0-0-0		AWAY		0-0-0		0-0-0		0-0-0					
0-0-0	0-0-0	0-0-0		NEUTRAL		0-0-0		0-0-0		0-0-0					
RPI	S	Opponent	Score	RPI	S	Opponent	Score	RPI	S	Opponent	Score				
5	A	UCLA	0 2	26	A	Missouri	7 2	67	A	Hawaii	17 0	115	N	Kent St.	4 3
5	A	UCLA	0 1	26	A	Missouri	10 3	67	A	Hawaii	8 2	119	N	UNLV	4 2
5	A	UCLA	11 4	42	N	Fresno St.	4 1	89	N	San Jose St.	8 0	134	N	Montana	6 0
16	H	BYU	1 0	44	N	Cal Poly	3 1	90	H	Hofstra	12 1	134	N	Montana	1 0
17	H	California	5 1					90	H	Hofstra	16 0	142	H	Pacific	8 0
17	H	California	2 1									146	N	Virginia	11 6
17	H	California	10 2									159	N	SFA	8 2
18	A	Utah	12 3									164	N	Maryland	14 0
18	A	Utah	3 0									175	N	Seattle U	4 2
19	N	Kentucky	5 4									176	N	Butler	8 0
23	H	Arizona St.	8 4									177	H	Idaho St.	9 3
23	H	Arizona St.	1 0									177	H	Idaho St.	9 0
23	H	Arizona St.	4 0									184	N	Creighton	8 0
25	N	Illinois	11 0									248	H	Portland St.	8 0
												248	H	Portland St.	3 1
<hr/>															
LAST 10 GAMES															
5	A	UCLA	11 4	23	H	Arizona St.	1 0								
5	A	UCLA	0 1	23	H	Arizona St.	8 4								
5	A	UCLA	0 2	23	H	Arizona St.	4 0								
248	H	Portland St.	3 1	16	H	BYU	1 0								
248	H	Portland St.	8 0	18	A	Utah	3 0								

Non-Div. I Games:

Oregon

LSU

Average RPI Win:	83	WON-LOST	WINNING	LAST 10	STRENGTH OF	OPP. STRENGTH	TEAM	ADJ	CONF.	ADJ CONF.		
Average RPI Loss:	25	RECORD	PCT. RANK	GAMES	SCHEDULE	OF SCHEDULE	RPI	RPI	RPI	RPI		
DIV. I ONLY		32-9-0	.78049	21	8-2-0	7	12	9	.6682	10	1	1
DIV. I NON-CONF.		24-5-0	.82759	18	1-0-0	28	24	14	.64093	14	1	1
<hr/>												
TOTALS	RPI 1-25	RPI 26-50		W-L RECORDS		RPI 51-100		RPI 101-150		RPI 150+		
32-9-0	6-7-0	7-1-0		OVERALL		9-0-0		5-1-0		5-0-0		
22-2-0	4-1-0	7-0-0		HOME		6-0-0		3-1-0		2-0-0		
5-4-0	2-4-0	0-0-0		AWAY		2-0-0		1-0-0		0-0-0		
5-3-0	0-2-0	0-1-0		NEUTRAL		1-0-0		1-0-0		3-0-0		
24-5-0	1-3-0	4-1-0		NON-CONFERENCE		9-0-0		5-1-0		5-0-0		
16-2-0	1-1-0	4-0-0		HOME		6-0-0		3-1-0		2-0-0		
3-0-0	0-0-0	0-0-		AWAY		2-0-0		1-0-0		0-0-0		
5-3-0	0-2-0	0-1-0		NEUTRAL		1-0-0		1-0-0		3-0-0		
8-4-0	5-4-0	3-0-0		CONFERENCE		0-0-0		0-0-0		0-0-0		
6-0-0	3-0-0	3-0-0		HOME		0-0-0		0-0-0		0-0-0		
2-4-0	2-4-0	0-0-0		AWAY		0-0-0		0-0-0		0-0-0		
0-0-0	0-0-0	0-0-0		NEUTRAL		0-0-0		0-0-0		0-0-0		
RPI	S	Opponent	Score	RPI	S	Opponent	Score	RPI	S	Opponent	Score	
2	A	Auburn	8 0	30	N	Tulsa	0 1	59	H	Illinois St.	10 2	
2	A	Auburn	4 5	33	H	Mississippi St.	7 2	63	H	McNeese	4 3	
2	A	Auburn	4 5	33	H	Mississippi St.	1 0	65	A	Wichita St.	4 3	
5	N	UCLA	5 6	33	H	Mississippi St.	4 1	78	N	Long Beach St.	13 0	
12	A	Alabama	0 3	37	H	Fla. Atlantic	5 1	82	H	Ga. Southern	10 1	
12	A	Alabama	1 0	37	H	Fla. Atlantic	9 1	82	H	Ga. Southern	7 4	
12	A	Alabama	2 4	39	H	Oklahoma St.	14 2	92	H	La.-Monroe	9 1	
13	H	Minnesota	0 3	39	H	Oklahoma St.	5 2	96	H	Louisiana Tech	5 0	
18	N	Utah	0 3					98	A	Southern Miss.	4 2	
21	H	Georgia	1 0									
21	H	Georgia	2 0									
21	H	Georgia	4 3									
25	H	Illinois	3 0									
				LAST 10 GAMES								
				12	A	Alabama	2 4	33	H	Mississippi St.	7 2	
				12	A	Alabama	1 0	92	H	La.-Monroe	9 1	
				12	A	Alabama	0 3	21	H	Georgia	1 0	
				33	H	Mississippi St.	4 1	21	H	Georgia	2 0	
				33	H	Mississippi St.	1 0	21	H	Georgia	4 3	

Non-Div. I Games:

LSU

Average RPI Win:	84	WON-LOST RECORD		WINNING PCT. RANK		LAST 10 GAMES		STRENGTH OF SCHEDULE		OPP. STRENGTH OF SCHEDULE		TEAM RPI		ADJ RPI		CONF. RPI		ADJ CONF. RPI					
DIV. I ONLY		35-5-0		.875	7	10-0-0		26		8		10		.66497	11	1		1					
DIV. I NON-CONF.		26-2-0		.92857	6	6-0-0		42		27		10		.65351	12	1		1					
<hr/>																							
TOTALS		RPI 1-25		RPI 26-50		W-L RECORDS		RPI 51-100		RPI 101-150		RPI 150+											
35-5-0		6-2-0		7-3-0		OVERALL		7-0-0		11-0-0		4-0-0											
18-1-0		2-1-0		5-0-0		HOME		4-0-0		6-0-0		1-0-0											
6-2-0		3-0-0		1-2-0		AWAY		1-0-0		1-0-0		0-0-0											
11-2-0		1-1-0		1-1-0		NEUTRAL		2-0-0		4-0-0		3-0-0											
26-2-0		1-1-0		3-1-0		NON-CONFERENCE		7-0-0		11-0-0		4-0-0											
13-0-0		0-0-0		2-0-0		HOME		4-0-0		6-0-0		1-0-0											
2-0-0		0-0-0		0-0-		AWAY		1-0-0		1-0-0		0-0-0											
11-2-0		1-1-0		1-1-0		NEUTRAL		2-0-0		4-0-0		3-0-0											
9-3-0		5-1-0		4-2-0		CONFERENCE		0-0-0		0-0-0		0-0-0											
5-1-0		2-1-0		3-0-0		HOME		0-0-0		0-0-0		0-0-0											
4-2-0		3-0-0		1-2-0		AWAY		0-0-0		0-0-0		0-0-0											
0-0-0		0-0-0		0-0-0		NEUTRAL		0-0-0		0-0-0		0-0-0											
RPI	S	Opponent		Score		RPI	S	Opponent		Score		RPI	S	Opponent		Score		RPI	S	Opponent		Score	
14	N	Oklahoma		2	1	27	A	Arkansas		1	2	53	N	Nebraska		5	0	107	N	UC Santa Barbara		8	3
18	N	Utah		0	3	27	A	Arkansas		5	1	58	H	Ohio		2	1	108	H	North Carolina St.		6	1
19	A	Kentucky		5	2	27	A	Arkansas		3	4	80	H	Liberty		6	1	108	H	North Carolina St.		16	2
19	A	Kentucky		9	0	32	N	Texas		2	4	80	H	Liberty		6	0	108	H	North Carolina St.		8	3
19	A	Kentucky		9	4	36	H	Ole Miss		8	0	82	A	Ga. Southern		13	2	111	N	UNCG		7	1
22	H	South Carolina		7	4	36	H	Ole Miss		4	1	94	H	Bradley		10	2	111	N	UNCG		13	1
22	H	South Carolina		1	9	36	H	Ole Miss		6	1	94	N	Bradley		8	0	117	H	Campbell		10	1
22	H	South Carolina		10	4	40	H	North Carolina		9	2							127	N	DePaul		8	6
						45	N	Oregon St.		14	0							131	H	Delaware		10	2
						47	H	Jacksonville St.		3	2							135	H	Southeastern La.		8	0
																		140	A	New Mexico St.		9	0
																		155	H	Eastern Ky.		10	1
																		185	N	Middle Tenn.		4	0
																		187	N	Northern Colo.		16	1
																		192	N	Tennessee Tech		10	0
<hr/>																							
						LAST 10 GAMES																	
						19	A	Kentucky		9	4	108	H	North Carolina St.		16	2						
						19	A	Kentucky		5	2	108	H	North Carolina St.		8	3						
						19	A	Kentucky		9	0	80	H	Liberty		6	1						
						155	H	Eastern Ky.		10	1	80	H	Liberty		6	0						
						108	H	North Carolina St.		6	1	36	H	Ole Miss		4	1						

Non-Div. I Games:

Tennessee

Average RPI Win: 89		WON-LOST	WINNING	LAST 10	STRENGTH OF		OPP. STRENGTH	TEAM	ADJ	CONF.	ADJ CONF.
Average RPI Loss: 26		RECORD	PCT. RANK	GAMES	SCHEDULE		OF SCHEDULE	RPI	RPI	RPI	RPI
DIV. I ONLY		35-7-0	.83333	13	6-4-0		14	21	11	.66163	12
DIV. I NON-CONF.		25-2-0	.92593	7	2-0-0		27	87	9	.65607	11
TOTALS		RPI 1-25	RPI 26-50		W-L RECORDS		RPI 51-100		RPI 101-150		RPI 150+
35-7-0		4-2-0	8-5-0		OVERALL		8-0-0		10-0-0		5-0-0
24-2-0		4-2-0	3-0-0		HOME		6-0-0		9-0-0		2-0-0
7-5-0		0-0-0	4-5-0		AWAY		2-0-0		1-0-0		0-0-0
4-0-0		0-0-0	1-0-0		NEUTRAL		0-0-0		0-0-0		3-0-0
25-2-0		0-0-0	2-2-0		NON-CONFERENCE		8-0-0		10-0-0		5-0-0
17-0-0		0-0-0	0-0-0		HOME		6-0-0		9-0-0		2-0-0
4-2-0		0-0-0	1-0-		AWAY		2-0-0		1-0-0		0-0-0
4-0-0		0-0-0	1-0-0		NEUTRAL		0-0-0		0-0-0		3-0-0
10-5-0		4-2-0	6-3-0		CONFERENCE		0-0-0		0-0-0		0-0-0
7-2-0		4-2-0	3-0-0		HOME		0-0-0		0-0-0		0-0-0
3-3-0		0-0-0	3-3-0		AWAY		0-0-0		0-0-0		0-0-0
0-0-0		0-0-0	0-0-0		NEUTRAL		0-0-0		0-0-0		0-0-0
RPI S	Opponent	Score	RPI S	Opponent	Score	RPI S	Opponent	Score	RPI S	Opponent	Score
10 H	LSU	0 1	26 A	Missouri	9 3	55 H	UCF	3 2	109 H	Texas Tech	7 2
10 H	LSU	3 0	26 A	Missouri	0 2	55 H	UCF	4 0	109 H	Texas Tech	8 0
10 H	LSU	4 2	26 A	Missouri	3 4	62 H	South Ala.	3 1	115 H	Kent St.	5 3
22 H	South Carolina	5 2	27 H	Arkansas	9 0	75 H	Stanford	4 0	124 H	Drake	10 0
22 H	South Carolina	7 3	27 H	Arkansas	5 0	79 H	North Florida	2 0	124 H	Drake	6 1
22 H	South Carolina	0 14	27 H	Arkansas	4 3	82 H	Ga. Southern	9 0	136 H	Jacksonville	7 0
			31 A	Louisiana	0 7	85 A	Coastal Caro.	9 3	136 H	Jacksonville	10 0
			31 A	Louisiana	2 11	85 A	Coastal Caro.	6 0	145 H	Winthrop	1 0
			31 A	Louisiana	3 0				148 A	UAB	5 4
			33 A	Mississippi St.	3 0				149 H	Loyola Chicago	5 0
			33 A	Mississippi St.	0 1				153 N	Towson	4 2
			33 A	Mississippi St.	11 3				153 N	Towson	17 0
			38 N	Lipscomb	5 0				186 H	Valparaiso	1 0
									200 N	Youngstown St.	7 0
									249 H	Gardner-Webb	9 0
LAST 10 GAMES											
10 H	LSU	4 2	26 A	Missouri	9 3						
10 H	LSU	0 1	26 A	Missouri	0 2						
10 H	LSU	3 0	115 H	Kent St.	5 3						
38 N	Lipscomb	5 0	22 H	South Carolina	0 14						
26 A	Missouri	3 4	22 H	South Carolina	5 2						

Non-Div. I Games:

Alabama

Average RPI Win:	96	WON-LOST RECORD	WINNING PCT. RANK	LAST 10 GAMES	STRENGTH OF SCHEDULE	OPP. STRENGTH OF SCHEDULE	TEAM RPI	ADJ RPI	CONF. RPI	ADJ CONF. RPI		
DIV. I ONLY		35-3-0	.92105	5	9-1-0	82	3	13	.65984	13	6	6
DIV. I NON-CONF.		25-2-0	.92593	7	2-0-0	78	1	11	.66299	9	5	5
<hr/>												
TOTALS	RPI 1-25	RPI 26-50		W-L RECORDS		RPI 51-100		RPI 101-150		RPI 150+		
35-3-0	4-3-0	8-0-0		OVERALL		5-0-0		10-0-0		8-0-0		
5-0-0	0-0-0	0-0-0		HOME		0-0-0		3-0-0		2-0-0		
15-3-0	4-3-0	4-0-0		AWAY		3-0-0		4-0-0		0-0-0		
15-0-0	0-0-0	4-0-0		NEUTRAL		2-0-0		3-0-0		6-0-0		
25-2-0	2-2-0	8-0-0		NON-CONFERENCE		2-0-0		7-0-0		6-0-0		
2-0-0	0-0-0	0-0-0		HOME		0-0-0		0-0-0		2-0-0		
10-2-0	2-2-0	4-0-		AWAY		0-0-0		4-0-0		0-0-0		
13-0-0	0-0-0	4-0-0		NEUTRAL		2-0-0		3-0-0		4-0-0		
10-1-0	2-1-0	0-0-0		CONFERENCE		3-0-0		3-0-0		2-0-0		
3-0-0	0-0-0	0-0-0		HOME		0-0-0		3-0-0		0-0-0		
5-1-0	2-1-0	0-0-0		AWAY		3-0-0		0-0-0		0-0-0		
2-0-0	0-0-0	0-0-0		NEUTRAL		0-0-0		0-0-0		2-0-0		
RPI S	Opponent	Score		RPI S	Opponent	Score		RPI S	Opponent	Score		
7 A	Washington	2	3	32 A	Texas	5	2	53 A	Nebraska	16	0	
7 A	Washington	0	9	32 A	Texas	11	6	53 A	Nebraska	5	4	
10 A	LSU	3	0	34 N	Notre Dame	4	1	53 A	Nebraska	8	1	
17 A	California	10	0	34 N	Notre Dame	3	2	59 N	Illinois St.	7	3	
25 A	Illinois	12	0	37 N	Fla. Atlantic	4	1	81 N	Colorado St.	5	1	
25 A	Illinois	3	4	42 A	Fresno St.	9	2					
25 A	Illinois	4	0	44 N	Cal Poly	3	1					
				45 A	Oregon St.	6	0					
				LAST 10 GAMES								
				116 H	Indiana	8	0	25 A	Illinois	4	0	
				116 H	Indiana	10	2	25 A	Illinois	3	4	
				116 H	Indiana	11	6	25 A	Illinois	12	0	
				195 H	South Dakota	12	0	53 A	Nebraska	8	1	
				195 H	South Dakota	8	0	53 A	Nebraska	5	4	

Non-Div. I Games:

Minnesota

Average RPI Win:		102	WON-LOST RECORD		WINNING PCT. RANK		LAST 10 GAMES		STRENGTH OF SCHEDULE		OPP. STRENGTH OF SCHEDULE		TEAM RPI		ADJ RPI		CONF. RPI		ADJ CONF. RPI	
DIV. I ONLY			35-7-0		.83333 13		10-0-0		49		16		14		.6469 14		3		3	
DIV. I NON-CONF.			29-7-0		.80556 26		4-0-0		23		13		13		.64575 13		3		3	
TOTALS		RPI 1-25		RPI 26-50		W-L RECORDS		RPI 51-100		RPI 101-150		RPI 150+								
35-7-0		2-4-0		8-3-0		OVERALL		6-0-0		10-0-0		9-0-0								
16-0-0		0-0-0		3-0-0		HOME		0-0-0		5-0-0		8-0-0								
8-0-0		0-0-0		3-0-0		AWAY		4-0-0		1-0-0		0-0-0								
11-7-0		2-4-0		2-3-0		NEUTRAL		2-0-0		4-0-0		1-0-0								
29-7-0		2-4-0		5-3-0		NON-CONFERENCE		6-0-0		10-0-0		6-0-0								
13-0-0		0-0-0		3-0-0		HOME		0-0-0		5-0-0		5-0-0								
5-0-0		0-0-0		0-0-		AWAY		4-0-0		1-0-0		0-0-0								
11-7-0		2-4-0		2-3-0		NEUTRAL		2-0-0		4-0-0		1-0-0								
6-0-0		0-0-0		3-0-0		CONFERENCE		0-0-0		0-0-0		3-0-0								
3-0-0		0-0-0		0-0-0		HOME		0-0-0		0-0-0		3-0-0								
3-0-0		0-0-0		3-0-0		AWAY		0-0-0		0-0-0		0-0-0								
0-0-0		0-0-0		0-0-0		NEUTRAL		0-0-0		0-0-0		0-0-0								
RPI	S	Opponent		Score		RPI	S	Opponent		Score		RPI	S	Opponent		Score				
1	N	Arizona		3	4	27	H	Arkansas		4	2	53	N	Nebraska		6	0			
2	N	Auburn		2	3	30	H	Tulsa		1	0	65	A	Wichita St.		7	3			
5	N	UCLA		10	1	32	A	Texas		3	2	78	A	Long Beach St.		14	0			
7	N	Washington		0	1	32	A	Texas		3	1	93	A	Houston		2	1			
11	N	Tennessee		1	2	32	A	Texas		6	0	93	A	Houston		7	5			
16	N	BYU		7	1	33	H	Mississippi St.		5	3	96	N	Louisiana Tech		5	1			
						34	N	Notre Dame		4	5									
						36	N	Ole Miss		11	8									
						44	N	Cal Poly		1	3									
						44	N	Cal Poly		1	3									
						46	N	Louisville		2	1									
LAST 10 GAMES																				
						32	A	Texas		6	0	163	H	Iowa St.		7	1			
						32	A	Texas		3	1	163	H	Iowa St.		20	0			
						32	A	Texas		3	2	148	H	UAB		15	0			
						27	H	Arkansas		4	2	148	N	UAB		5	2			
						163	H	Iowa St.		13	4	96	N	Louisiana Tech		5	1			

Non-Div. I Games:

Oklahoma

Average RPI Win: 98		WON-LOST	WINNING	LAST 10	STRENGTH OF		OPP. STRENGTH	TEAM	ADJ	CONF.	ADJ CONF.
Average RPI Loss: 20		RECORD	PCT. RANK	GAMES	SCHEDULE		OF SCHEDULE	RPI	RPI	RPI	RPI
DIV. I ONLY		28-8-1	.77027	22	29		7	15	.6335	15	6
DIV. I NON-CONF.		20-7-1	.73214	49	16		3	16	.62647	20	5
TOTALS		RPI 1-25	RPI 26-50		W-L RECORDS		RPI 51-100		RPI 101-150		RPI 150+
28-8-1		2-5-1	6-2-0		OVERALL		5-1-0		12-0-0		3-0-0
11-0-0		0-0-0	3-0-0		HOME		0-0-0		6-0-0		2-0-0
6-3-0		0-1-0	2-1-0		AWAY		2-1-0		2-0-0		0-0-0
11-5-1		2-4-1	1-1-0		NEUTRAL		3-0-0		4-0-0		1-0-0
20-7-1		2-5-1	1-1-0		NON-CONFERENCE		5-1-0		9-0-0		3-0-0
5-0-0		0-0-0	0-0-0		HOME		0-0-0		3-0-0		2-0-0
4-2-0		0-1-0	0-0-		AWAY		2-1-0		2-0-0		0-0-0
11-5-1		2-4-1	1-1-0		NEUTRAL		3-0-0		4-0-0		1-0-0
8-1-0		0-0-0	5-1-0		CONFERENCE		0-0-0		3-0-0		0-0-0
6-0-0		0-0-0	3-0-0		HOME		0-0-0		3-0-0		0-0-0
2-1-0		0-0-0	2-1-0		AWAY		0-0-0		0-0-0		0-0-0
0-0-0		0-0-0	0-0-0		NEUTRAL		0-0-0		0-0-0		0-0-0
RPI S	Opponent	Score		RPI S	Opponent	Score		RPI S	Opponent	Score	
3 N	Florida	1	2	29 A	Ohio St.	8	4	56 A	South Fla.	4	6
4 N	Texas A&M	0	3	29 A	Ohio St.	7	2	59 N	Illinois St.	4	2
5 N	UCLA	0	4	29 A	Ohio St.	0	5	68 A	Cal St. Fullerton	2	0
6 N	Florida St.	5	5	34 N	Notre Dame	4	6	73 A	Central Mich.	2	0
9 N	Baylor	0	4	34 N	Notre Dame	9	2	78 N	Long Beach St.	13	5
19 A	Kentucky	1	5	50 H	Northwestern	4	0	87 N	St. John's (NY)	12	2
23 N	Arizona St.	2	0	50 H	Northwestern	10	0				
23 N	Arizona St.	3	0	50 H	Northwestern	6	0				
LAST 10 GAMES											
				29 A	Ohio St.	0	5	50 H	Northwestern	10	0
				29 A	Ohio St.	8	4	73 A	Central Mich.	2	0
				29 A	Ohio St.	7	2	129 H	Penn St.	17	0
				50 H	Northwestern	4	0	129 H	Penn St.	8	0
				50 H	Northwestern	6	0	129 H	Penn St.	3	0

Non-Div. I Games:

Michigan

BYU

Average RPI Win:	122	WON-LOST RECORD	WINNING PCT. RANK	LAST 10 GAMES	STRENGTH OF SCHEDULE	OPP. STRENGTH OF SCHEDULE	TEAM RPI	ADJ RPI	CONF. RPI	ADJ CONF. RPI		
DIV. I ONLY		27-10-0	.72973	32	7-3-0	32	29	22	.63178	16	15	15
DIV. I NON-CONF.		24-10-0	.70588	54	4-3-0	13	14	24	.63414	15	15	15
<hr/>												
TOTALS	RPI 1-25	RPI 26-50		W-L RECORDS		RPI 51-100		RPI 101-150		RPI 150+		
27-10-0	3-7-0	5-1-0		OVERALL		4-1-0		5-0-0		10-1-0		
5-0-0	1-0-0	0-0-0		HOME		0-0-0		0-0-0		4-0-0		
8-4-0	0-3-0	3-1-0		AWAY		2-0-0		3-0-0		0-0-0		
14-6-0	2-4-0	2-0-0		NEUTRAL		2-1-0		2-0-0		6-1-0		
24-10-0	3-7-0	5-1-0		NON-CONFERENCE		4-1-0		2-0-0		10-1-0		
5-0-0	1-0-0	0-0-0		HOME		0-0-0		0-0-0		4-0-0		
5-4-0	0-3-0	3-0-		AWAY		2-0-0		0-0-0		0-0-0		
14-6-0	2-4-0	2-0-0		NEUTRAL		2-1-0		2-0-0		6-1-0		
3-0-0	0-0-0	0-0-0		CONFERENCE		0-0-0		3-0-0		0-0-0		
0-0-0	0-0-0	0-0-0		HOME		0-0-0		0-0-0		0-0-0		
3-0-0	0-0-0	0-0-0		AWAY		0-0-0		3-0-0		0-0-0		
0-0-0	0-0-0	0-0-0		NEUTRAL		0-0-0		0-0-0		0-0-0		
RPI	S	Opponent	Score	RPI	S	Opponent	Score	RPI	S	Opponent	Score	
1	N	Arizona	0 9	28	N	Texas St.	5 3	53	N	Nebraska	12 1	
2	N	Auburn	0 3	42	A	Fresno St.	1 6	60	A	San Diego St.	5 1	
4	N	Texas A&M	1 11	42	A	Fresno St.	8 6	63	N	McNeese	3 6	
5	A	UCLA	2 4	45	A	Oregon St.	4 2	66	A	Utah St.	8 6	
5	A	UCLA	0 1	45	A	Oregon St.	2 1	67	N	Hawaii	7 5	
7	N	Washington	4 2	46	N	Louisville	4 0					
8	A	Oregon	0 1									
14	N	Oklahoma	1 7									
18	H	Utah	4 3									
21	N	Georgia	4 0									
				LAST 10 GAMES								
				133	A	Loyola Marymount	2 0	45	A	Oregon St.	4 2	
				133	A	Loyola Marymount	5 1	8	A	Oregon	0 1	
				133	A	Loyola Marymount	8 0	5	A	UCLA	0 1	
				66	A	Utah St.	8 6	5	A	UCLA	2 4	
				45	A	Oregon St.	2 1	233	N	Dartmouth	4 0	

Non-Div. I Games:

BYU

Average RPI Win:	105	WON-LOST RECORD	WINNING PCT. RANK	LAST 10 GAMES	STRENGTH OF SCHEDULE	OPP. STRENGTH OF SCHEDULE	TEAM RPI	ADJ RPI	CONF. RPI	ADJ CONF. RPI					
DIV. I ONLY		22-13-0	.62857	67	5-5-0	6	22	17	.62958	17	2	2			
DIV. I NON-CONF.		19-5-0	.79167	30	2-0-0	29	29	19	.63059	18	2	2			
<hr/>															
TOTALS	RPI 1-25	RPI 26-50		W-L RECORDS		RPI 51-100		RPI 101-150		RPI 150+					
22-13-0	2-10-0	4-3-0		OVERALL		4-0-0		7-0-0		5-0-0					
7-4-0	0-4-0	0-0-0		HOME		3-0-0		3-0-0		1-0-0					
1-6-0	0-5-0	0-1-0		AWAY		0-0-0		0-0-0		1-0-0					
14-3-0	2-1-0	4-2-0		NEUTRAL		1-0-0		4-0-0		3-0-0					
19-5-0	2-2-0	4-3-0		NON-CONFERENCE		1-0-0		7-0-0		5-0-0					
4-1-0	0-1-0	0-0-0		HOME		0-0-0		3-0-0		1-0-0					
1-1-0	0-0-0	0-0-		AWAY		0-0-0		0-0-0		1-0-0					
14-3-0	2-1-0	4-2-0		NEUTRAL		1-0-0		4-0-0		3-0-0					
3-8-0	0-8-0	0-0-0		CONFERENCE		3-0-0		0-0-0		0-0-0					
3-3-0	0-3-0	0-0-0		HOME		3-0-0		0-0-0		0-0-0					
0-5-0	0-5-0	0-0-0		AWAY		0-0-0		0-0-0		0-0-0					
0-0-0	0-0-0	0-0-0		NEUTRAL		0-0-0		0-0-0		0-0-0					
RPI	S	Opponent	Score	RPI	S	Opponent	Score	RPI	S	Opponent	Score	RPI	S	Opponent	Score
1	H	Arizona	1 6	29	N	Ohio St.	5 4	53	N	Nebraska	2 0	107	H	UC Santa Barbara	5 1
1	H	Arizona	0 6	30	A	Tulsa	0 4	75	H	Stanford	7 4	115	N	Kent St.	8 7
1	H	Arizona	0 7	39	N	Oklahoma St.	9 1	75	H	Stanford	7 1	116	N	Indiana	6 3
3	N	Florida	0 4	40	N	North Carolina	3 1	75	H	Stanford	1 0	121	H	Lehigh	3 0
8	A	Oregon	1 5	40	N	North Carolina	1 4					133	N	Loyola Marymount	7 4
8	A	Oregon	1 2	46	N	Louisville	5 2					134	N	Montana	7 0
8	A	Oregon	2 10	50	N	Northwestern	2 3					142	H	Pacific	13 5
13	H	Minnesota	0 10									152	N	Georgia Tech	10 8
18	A	Utah	6 7									152	N	Georgia Tech	8 1
18	A	Utah	2 12									172	N	Iowa	1 0
25	N	Illinois	2 1									240	A	Saint Mary's (CA)	11 0
25	N	Illinois	9 5									240	H	Saint Mary's (CA)	3 2
<hr/>															
LAST 10 GAMES															
18	A	Utah	2 12	1	H	Arizona	0 7								
18	A	Utah	6 7	107	H	UC Santa Barbara	5 1								
240	H	Saint Mary's (CA)	3 2	75	H	Stanford	7 1								
1	H	Arizona	1 6	75	H	Stanford	7 4								
1	H	Arizona	0 6	75	H	Stanford	1 0								

Non-Div. I Games:

California

Utah				Through Games Of April 9, 2017										
Average RPI Win:	100	WON-LOST RECORD	WINNING PCT. RANK	LAST 10 GAMES	STRENGTH OF SCHEDULE	OPP. STRENGTH OF SCHEDULE	TEAM RPI	ADJ RPI	CONF. RPI	ADJ CONF. RPI				
DIV. I ONLY		26-7-0	.78788	17	7-3-0	41	15	16	.62864	18	2	2		
DIV. I NON-CONF.		18-5-0	.78261	31	0-1-0	121	54	37	.58945	37	2	2		
<hr/>														
TOTALS		RPI 1-25		RPI 26-50		W-L RECORDS		RPI 51-100		RPI 101-150		RPI 150+		
26-7-0		7-3-0		0-0-0		OVERALL		7-2-0		5-1-0		7-1-0		
2-2-0		2-2-0		0-0-0		HOME		0-0-0		0-0-0		0-0-0		
8-1-0		3-1-0		0-0-0		AWAY		5-0-0		0-0-0		0-0-0		
16-4-0		2-0-0		0-0-0		NEUTRAL		2-2-0		5-1-0		7-1-0		
18-5-0		2-1-0		0-0-0		NON-CONFERENCE		4-2-0		5-1-0		7-1-0		
0-0-0		0-0-0		0-0-0		HOME		0-0-0		0-0-0		0-0-0		
2-1-0		0-1-0		0-0-		AWAY		2-0-0		0-0-0		0-0-0		
16-4-0		2-0-0		0-0-0		NEUTRAL		2-2-0		5-1-0		7-1-0		
8-2-0		5-2-0		0-0-0		CONFERENCE		3-0-0		0-0-0		0-0-0		
2-2-0		2-2-0		0-0-0		HOME		0-0-0		0-0-0		0-0-0		
6-0-0		3-0-0		0-0-0		AWAY		3-0-0		0-0-0		0-0-0		
0-0-0		0-0-0		0-0-0		NEUTRAL		0-0-0		0-0-0		0-0-0		
RPI	S	Opponent	Score		RPI	S	Opponent	Score		RPI	S	Opponent	Score	
5	A	UCLA	4	0						60	N	San Diego St.	2	3
5	A	UCLA	7	2						67	A	Hawaii	1	0
5	A	UCLA	2	1						68	N	Cal St. Fullerton	0	1
8	H	Oregon	3	12						75	A	Stanford	6	2
8	H	Oregon	0	3						75	A	Stanford	8	6
10	N	LSU	3	0						75	A	Stanford	11	4
11	N	Tennessee	3	0						78	A	Long Beach St.	8	0
16	A	BYU	3	4						89	N	San Jose St.	8	5
17	H	California	7	6						93	N	Houston	8	0
17	H	California	12	2										

Non-Div. I Games:

Utah

Average RPI Win:	111	WON-LOST RECORD	WINNING PCT. RANK	LAST 10 GAMES	STRENGTH OF SCHEDULE	OPP. STRENGTH OF SCHEDULE	TEAM RPI	ADJ RPI	CONF. RPI	ADJ CONF. RPI		
DIV. I ONLY		24-11-0	.68571	44	5-5-0	17	14	18	.62527	19	1	1
DIV. I NON-CONF.		19-4-0	.82609	21	1-0-0	58	36	23	.62307	24	1	1
<hr/>												
TOTALS	RPI 1-25	RPI 26-50		W-L RECORDS		RPI 51-100		RPI 101-150		RPI 150+		
24-11-0	3-7-0	5-4-0		OVERALL		3-0-0		5-0-0		8-0-0		
8-3-0	1-3-0	3-0-0		HOME		0-0-0		2-0-0		2-0-0		
7-5-0	2-3-0	2-2-0		AWAY		1-0-0		1-0-0		1-0-0		
9-3-0	0-1-0	0-2-0		NEUTRAL		2-0-0		2-0-0		5-0-0		
19-4-0	2-2-0	1-2-0		NON-CONFERENCE		3-0-0		5-0-0		8-0-0		
5-0-0	1-0-0	0-0-0		HOME		0-0-0		2-0-0		2-0-0		
5-1-0	1-1-0	1-0-		AWAY		1-0-0		1-0-0		1-0-0		
9-3-0	0-1-0	0-2-0		NEUTRAL		2-0-0		2-0-0		5-0-0		
5-7-0	1-5-0	4-2-0		CONFERENCE		0-0-0		0-0-0		0-0-0		
3-3-0	0-3-0	3-0-0		HOME		0-0-0		0-0-0		0-0-0		
2-4-0	1-2-0	1-2-0		AWAY		0-0-0		0-0-0		0-0-0		
0-0-0	0-0-0	0-0-0		NEUTRAL		0-0-0		0-0-0		0-0-0		
RPI S	Opponent	Score		RPI S	Opponent	Score		RPI S	Opponent	Score		
5 A	UCLA	2	6	27 H	Arkansas	7	5	55 A	UCF	6	3	
5 A	UCLA	2	1	27 H	Arkansas	2	0	72 N	Memphis	12	0	
8 N	Oregon	4	5	27 H	Arkansas	2	1	72 N	Memphis	9	1	
11 H	Tennessee	2	5	35 N	Pittsburgh	3	6					
11 H	Tennessee	0	9	35 N	Pittsburgh	1	3					
11 H	Tennessee	4	9	36 A	Ole Miss	1	7					
15 H	Michigan	5	1	36 A	Ole Miss	0	4					
21 A	Georgia	1	3	36 A	Ole Miss	1	0					
21 A	Georgia	5	7	37 A	Fla. Atlantic	6	2					
21 A	Georgia	2	1									
									</			

Non-Div. I Games:

Kentucky

Average RPI Win:		117	WON-LOST RECORD		WINNING PCT. RANK	LAST 10 GAMES		STRENGTH OF SCHEDULE		OPP. STRENGTH OF SCHEDULE	TEAM RPI	ADJ RPI	CONF. RPI	ADJ CONF. RPI			
DIV. I ONLY			34-6-0		.85	11	8-2-0	112		38	25	.62386	20	13	13		
DIV. I NON-CONF.			27-4-0		.87097	13	3-1-0	113		26	25	.63146	17	13	13		
TOTALS		RPI 1-25		RPI 26-50		W-L RECORDS		RPI 51-100		RPI 101-150		RPI 150+					
34-6-0		1-1-0		6-1-0		OVERALL		8-2-0		7-1-0		12-1-0					
5-2-0		0-0-0		0-0-0		HOME		2-1-0		3-1-0		0-0-0					
11-2-0		1-1-0		0-0-0		AWAY		3-1-0		2-0-0		5-0-0					
18-2-0		0-0-0		6-1-0		NEUTRAL		3-0-0		2-0-0		7-1-0					
27-4-0		1-1-0		6-1-0		NON-CONFERENCE		4-0-0		7-1-0		9-1-0					
3-1-0		0-0-0		0-0-0		HOME		0-0-0		3-1-0		0-0-0					
6-1-0		1-1-0		0-0-		AWAY		1-0-0		2-0-0		2-0-0					
18-2-0		0-0-0		6-1-0		NEUTRAL		3-0-0		2-0-0		7-1-0					
7-2-0		0-0-0		0-0-0		CONFERENCE		4-2-0		0-0-0		3-0-0					
2-1-0		0-0-0		0-0-0		HOME		2-1-0		0-0-0		0-0-0					
5-1-0		0-0-0		0-0-0		AWAY		2-1-0		0-0-0		3-0-0					
0-0-0		0-0-0		0-0-0		NEUTRAL		0-0-0		0-0-0		0-0-0					
RPI	S	Opponent		Score		RPI	S	Opponent		Score		RPI	S	Opponent		Score	
2	A	Auburn		1	0	26	N	Missouri		6	0	52	N	Boston College		1	0
2	A	Auburn		0	4	26	N	Missouri		4	8	55	A	UCF		9	1
						35	N	Pittsburgh		2	0	56	N	South Fla.		5	0
						35	N	Pittsburgh		11	0	62	N	South Ala.		4	0
						39	N	Oklahoma St.		5	2	76	H	Col. of Charleston		16	6
						48	N	USC Upstate		4	0	76	H	Col. of Charleston		1	6
						49	N	Wisconsin		4	0	76	H	Col. of Charleston		3	2
												90	A	Hofstra		2	5
												90	A	Hofstra		10	4
												90	A	Hofstra		10	1
						</											

Non-Div. I Games:

James Madison

Average RPI Win:	130	WON-LOST RECORD	WINNING PCT. RANK	LAST 10 GAMES	STRENGTH OF SCHEDULE	OPP. STRENGTH OF SCHEDULE	TEAM RPI	ADJ RPI	CONF. RPI	ADJ CONF. RPI		
DIV. I ONLY		27-12-0	.69231	41	2-8-0	16	31	19	.62227	21	1	1
DIV. I NON-CONF.		25-3-0	.89286	11	1-0-0	83	90	18	.6259	21	1	1
<hr/>												
TOTALS	RPI 1-25	RPI 26-50		W-L RECORDS		RPI 51-100		RPI 101-150		RPI 150+		
27-12-0	2-11-0	2-1-0		OVERALL		8-0-0		5-0-0		10-0-0		
20-4-0	2-4-0	0-0-0		HOME		6-0-0		5-0-0		7-0-0		
1-5-0	0-5-0	0-0-0		AWAY		1-0-0		0-0-0		0-0-0		
6-3-0	0-2-0	2-1-0		NEUTRAL		1-0-0		0-0-0		3-0-0		
25-3-0	0-2-0	2-1-0		NON-CONFERENCE		8-0-0		5-0-0		10-0-0		
18-0-0	0-0-0	0-0-0		HOME		6-0-0		5-0-0		7-0-0		
1-0-0	0-0-0	0-0-		AWAY		1-0-0		0-0-0		0-0-0		
6-3-0	0-2-0	2-1-0		NEUTRAL		1-0-0		0-0-0		3-0-0		
2-9-0	2-9-0	0-0-0		CONFERENCE		0-0-0		0-0-0		0-0-0		
2-4-0	2-4-0	0-0-0		HOME		0-0-0		0-0-0		0-0-0		
0-5-0	0-5-0	0-0-0		AWAY		0-0-0		0-0-0		0-0-0		
0-0-0	0-0-0	0-0-0		NEUTRAL		0-0-0		0-0-0		0-0-0		
RPI	S	Opponent	Score	RPI	S	Opponent	Score	RPI	S	Opponent	Score	
2	H	Auburn	3 4	29	N	Ohio St.	9 4	55	A	UCF	6 5	
2	H	Auburn	4 13	34	N	Notre Dame	7 10	68	N	Cal St. Fullerton	6 4	
2	H	Auburn	5 7	50	N	Northwestern	2 0	71	H	Syracuse	14 2	
3	A	Florida	0 5					71	H	Syracuse	6 5	
3	A	Florida	1 4					74	H	UNCW	7 3	
5	N	UCLA	5 10					82	H	Ga. Southern	8 0	
10	A	LSU	0 1					92	H	La.-Monroe	9 0	
10	A	LSU	3 4					92	H	La.-Monroe	10 2	
10	A	LSU	0 2									
16	N	BYU	0 4									
19	H	Kentucky	7 5									
19	H	Kentucky	1 2									
19	H	Kentucky	3 1									

Non-Div. I Games:

Georgia

Average RPI Win:		112	WON-LOST RECORD		WINNING PCT. RANK	LAST 10 GAMES	STRENGTH OF SCHEDULE		OPP. STRENGTH OF SCHEDULE	TEAM RPI	ADJ RPI	CONF. RPI	ADJ CONF. RPI
Average RPI Loss:		21											
DIV. I ONLY			23-16-0		.58974	83	4-6-0		4	23	21	.61824	22
DIV. I NON-CONF.			20-5-0		.8	27	2-0-0		76	52	30	.60736	29
TOTALS		RPI 1-25	RPI 26-50		W-L RECORDS		RPI 51-100		RPI 101-150		RPI 150+		
23-16-0		2-11-0	3-4-0		OVERALL		5-1-0		9-0-0		4-0-0		
15-5-0		0-5-0	1-0-0		HOME		3-0-0		7-0-0		4-0-0		
4-7-0		2-4-0	2-3-0		AWAY		0-0-0		0-0-0		0-0-0		
4-4-0		0-2-0	0-1-0		NEUTRAL		2-1-0		2-0-0		0-0-0		
20-5-0		0-2-0	2-2-0		NON-CONFERENCE		5-1-0		9-0-0		4-0-0		
15-0-0		0-0-0	1-0-0		HOME		3-0-0		7-0-0		4-0-0		
1-1-0		0-0-0	1-0-		AWAY		0-0-0		0-0-0		0-0-0		
4-4-0		0-2-0	0-1-0		NEUTRAL		2-1-0		2-0-0		0-0-0		
3-11-0		2-9-0	1-2-0		CONFERENCE		0-0-0		0-0-0		0-0-0		
0-5-0		0-5-0	0-0-0		HOME		0-0-0		0-0-0		0-0-0		
3-6-0		2-4-0	1-2-0		AWAY		0-0-0		0-0-0		0-0-0		
0-0-0		0-0-0	0-0-0		NEUTRAL		0-0-0		0-0-0		0-0-0		
RPI S	Opponent	Score	RPI S	Opponent	Score	RPI S	Opponent	Score	RPI S	Opponent	Score		
3 H	Florida	1 13	32 A	Texas	9 4	58 H	Ohio	10 0	103 H	Charlotte	2 1		
3 H	Florida	0 10	33 A	Mississippi St.	4 6	76 H	Col. of Charleston	8 2	116 N	Indiana	13 5		
3 H	Florida	0 6	33 A	Mississippi St.	2 5	76 H	Col. of Charleston	5 4	116 N	Indiana	8 0		
4 H	Texas A&M	2 5	33 A	Mississippi St.	3 0	78 N	Long Beach St.	4 2	137 H	Furman	8 0		
4 H	Texas A&M	0 16	40 A	North Carolina	3 7	96 N	Louisiana Tech	4 3	145 H	Winthrop	8 0		
5 N	UCLA	2 5	48 H	USC Upstate	7 5	96 N	Louisiana Tech	1 5	145 H	Winthrop	1 0		
11 A	Tennessee	9 1	50 N	Northwestern	4 6				147 H	North Dakota St.	1 0		
11 A	Tennessee	4 7							147 H	North Dakota St.	1 0		
11 A	Tennessee	4 10							150 H	Virginia Tech	4 3		
12 A	Alabama	14 0							161 H	Longwood	1 0		
12 A	Alabama	3 7							216 H	Presbyterian	8 0		
12 A	Alabama	2 5							216 H	Presbyterian	14 0		
23 N	Arizona St.	3 4							249 H	Gardner-Webb	9 4		
					LAST 10 GAMES								
			33 A	Mississippi St.	2 5	137 H	Furman	8 0					
			33 A	Mississippi St.	4 6	12 A	Alabama	14 0					
			33 A	Mississippi St.	3 0	12 A	Alabama	2 5					
			4 H	Texas A&M	0 16	12 A	Alabama	3 7					
			4 H	Texas A&M	2 5	249 H	Gardner-Webb	9 4					

Non-Div. I Games:

South Carolina

Average RPI Win: 101		WON-LOST	WINNING	LAST 10	STRENGTH OF		OPP. STRENGTH	TEAM	ADJ	CONF.	ADJ CONF.
Average RPI Loss: 15		RECORD	PCT. RANK	GAMES	SCHEDULE		OF SCHEDULE	RPI	RPI	RPI	RPI
DIV. I ONLY		23-12-0	.65714	57	20		2	23	.61817	23	2
DIV. I NON-CONF.		21-5-0	.80769	24	57		10	22	.62674	19	2
TOTALS		RPI 1-25	RPI 26-50		W-L RECORDS		RPI 51-100		RPI 101-150		RPI 150+
23-12-0		1-10-0	4-1-0		OVERALL		6-1-0		8-0-0		4-0-0
17-2-0		0-0-0	2-1-0		HOME		5-1-0		7-0-0		3-0-0
1-6-0		0-6-0	0-0-0		AWAY		1-0-0		0-0-0		0-0-0
5-4-0		1-4-0	2-0-0		NEUTRAL		0-0-0		1-0-0		1-0-0
21-5-0		1-4-0	2-0-0		NON-CONFERENCE		6-1-0		8-0-0		4-0-0
15-1-0		0-0-0	0-0-0		HOME		5-1-0		7-0-0		3-0-0
1-0-0		0-0-0	0-0-		AWAY		1-0-0		0-0-0		0-0-0
5-4-0		1-4-0	2-0-0		NEUTRAL		0-0-0		1-0-0		1-0-0
2-7-0		0-6-0	2-1-0		CONFERENCE		0-0-0		0-0-0		0-0-0
2-1-0		0-0-0	2-1-0		HOME		0-0-0		0-0-0		0-0-0
0-6-0		0-6-0	0-0-0		AWAY		0-0-0		0-0-0		0-0-0
0-0-0		0-0-0	0-0-0		NEUTRAL		0-0-0		0-0-0		0-0-0
RPI S	Opponent	Score		RPI S	Opponent	Score		RPI S	Opponent	Score	
4 N	Texas A&M	1	2	32 N	Texas	9	6	52 H	Boston College	2	3
7 A	Washington	4	6	34 N	Notre Dame	3	1	53 H	Nebraska	6	0
7 A	Washington	0	4	45 H	Oregon St.	11	0	53 H	Nebraska	12	1
7 A	Washington	0	1	45 H	Oregon St.	4	5	53 H	Nebraska	10	1
8 A	Oregon	0	1	45 H	Oregon St.	8	0	59 H	Illinois St.	7	1
8 A	Oregon	0	4					65 H	Wichita St.	6	4
8 A	Oregon	4	8					68 A	Cal St. Fullerton	10	1
9 N	Baylor	2	4								
15 N	Michigan	0	2								
15 N	Michigan	0	3								
22 N	South Carolina	4	3								
				LAST 10 GAMES							
				8 A	Oregon	0	1	45 H	Oregon St.	8	0
				8 A	Oregon	4	8	140 H	New Mexico St.	5	2
				8 A	Oregon	0	4	140 H	New Mexico St.	7	3
				45 H	Oregon St.	4	5	7 A	Washington	0	4
				45 H	Oregon St.	11	0	7 A	Washington	0	1

Non-Div. I Games:

Arizona St.

Average RPI Win: 134		WON-LOST RECORD		WINNING PCT. RANK		LAST 10 GAMES		STRENGTH OF SCHEDULE		OPP. STRENGTH OF SCHEDULE		TEAM RPI		ADJ RPI		CONF. RPI		ADJ CONF. RPI	
DIV. I ONLY		32-5-0		.86486 8		9-1-0		80		78		20		.61733 24		11		11	
DIV. I NON-CONF.		18-4-0		.81818 22		3-0-0		106		153		31		.59419 33		11		11	
TOTALS		RPI 1-25		RPI 26-50		W-L RECORDS		RPI 51-100		RPI 101-150		RPI 150+							
32-5-0		0-2-0		5-1-0		OVERALL		3-1-0		14-0-0		10-1-0							
12-0-0		0-0-0		3-0-0		HOME		0-0-0		7-0-0		2-0-0							
7-4-0		0-2-0		0-1-0		AWAY		3-1-0		4-0-0		0-0-0							
13-1-0		0-0-0		2-0-0		NEUTRAL		0-0-0		3-0-0		8-1-0							
18-4-0		0-2-0		2-1-0		NON-CONFERENCE		1-0-0		5-0-0		10-1-0							
3-0-0		0-0-0		0-0-0		HOME		0-0-0		1-0-0		2-0-0							
2-3-0		0-2-0		0-0-		AWAY		1-0-0		1-0-0		0-0-0							
13-1-0		0-0-0		2-0-0		NEUTRAL		0-0-0		3-0-0		8-1-0							
14-1-0		0-0-0		3-0-0		CONFERENCE		2-1-0		9-0-0		0-0-0							
9-0-0		0-0-0		3-0-0		HOME		0-0-0		6-0-0		0-0-0							
5-1-0		0-0-0		0-0-0		AWAY		2-1-0		3-0-0		0-0-0							
0-0-0		0-0-0		0-0-0		NEUTRAL		0-0-0		0-0-0		0-0-0							
RPI S	Opponent	Score		RPI S	Opponent	Score		RPI S	Opponent	Score		RPI S	Opponent	Score					
6 A	Florida St.	0	7	37 H	Fla. Atlantic	6	3	82 A	Ga. Southern	8	6	101 H	Western Ky.	5	3				
6 A	Florida St.	0	1	37 H	Fla. Atlantic	4	2	98 A	Southern Miss.	5	0	101 H	Western Ky.	10	4				
				37 H	Fla. Atlantic	2	0	98 A	Southern Miss.	3	0	101 H	Western Ky.	6	3				
				38 N	Lipscomb	2	1	98 A	Southern Miss.	0	8	103 A	Charlotte	8	0				
				38 N	Lipscomb	6	4					103 A	Charlotte	8	4				
				40 A	North Carolina	3	8					103 A	Charlotte	3	2				
												111 A	UNCG	13	3				
												131 N	Delaware	5	2				
												132 H	Morehead St.	8	0				
												137 N	Furman	5	4				
												138 H	UTSA	10	4				
												138 H	UTSA	9	3				
												138 H	UTSA	5	1				
												141 N	Miami (OH)	6	1				
												153 N	Towson	3	0				
												155 N	Eastern Ky.	7	2				
												156 N	LIU Brooklyn	4	5				
												207 N	Providence	5	2				
												208 H	Wright St.	4	2				
												208 H	Wright St.	9	1				
												216 N	Presbyterian	8	1				
												223 N	Hampton	7	6				
												238 N	Bethune-Cookman	10	2				
												243 N	Delaware St.	9	3				
												288 N	South Carolina St.	10	1				
LAST 10 GAMES				37 H	Fla. Atlantic	2	0	98 A	Southern Miss.	3	0	238 N	Bethune-Cookman	10	2				
				37 H	Fla. Atlantic	6	3	98 A	Southern Miss.	0	8	243 N	Delaware St.	9	3				
				37 H	Fla. Atlantic	4	2	98 A	Southern Miss.	5	0	288 N	South Carolina St.	10	1				
				208 H	Wright St.	9	1	132 H	Morehead St.	8	0								
				208 H	Wright St.	4	2	101 H	Western Ky.	6	3								

Non-Div. I Games:

Marshall

Average RPI Win:		123	WON-LOST RECORD		WINNING PCT. RANK		LAST 10 GAMES		STRENGTH OF SCHEDULE		OPP. STRENGTH OF SCHEDULE		TEAM RPI		ADJ RPI		CONF. RPI		ADJ CONF. RPI	
DIV. I ONLY			27-10-0		.72973 32		6-2-0		47		34		26		.61543 25		6		6	
DIV. I NON-CONF.			20-8-0		.71429 52		1-0-0		24		18		27		.6149 27		5		5	
TOTALS		RPI 1-25		RPI 26-50		W-L RECORDS		RPI 51-100		RPI 101-150		RPI 150+								
27-10-0		1-7-0		4-2-0		OVERALL		5-1-0		5-0-0		12-0-0								
8-2-0		1-2-0		0-0-0		HOME		2-0-0		3-0-0		2-0-0								
6-3-0		0-1-0		1-1-0		AWAY		1-1-0		0-0-0		4-0-0								
13-5-0		0-4-0		3-1-0		NEUTRAL		2-0-0		2-0-0		6-0-0								
20-8-0		0-5-0		4-2-0		NON-CONFERENCE		5-1-0		2-0-0		9-0-0								
4-0-0		0-0-0		0-0-0		HOME		2-0-0		0-0-0		2-0-0								
3-3-0		0-1-0		1-0-		AWAY		1-1-0		0-0-0		1-0-0								
13-5-0		0-4-0		3-1-0		NEUTRAL		2-0-0		2-0-0		6-0-0								
7-2-0		1-2-0		0-0-0		CONFERENCE		0-0-0		3-0-0		3-0-0								
4-2-0		1-2-0		0-0-0		HOME		0-0-0		3-0-0		0-0-0								
3-0-0		0-0-0		0-0-0		AWAY		0-0-0		0-0-0		3-0-0								
0-0-0		0-0-0		0-0-0		NEUTRAL		0-0-0		0-0-0		0-0-0								
RPI	S	Opponent		Score		RPI	S	Opponent		Score		RPI	S	Opponent		Score				
2	N	Auburn		2	6	26	N	Missouri		1	5	56	N	South Fla.		7	3			
8	N	Oregon		0	11	37	N	Fla. Atlantic		5	4	59	H	Illinois St.		5	3			
10	A	LSU		0	3	40	N	North Carolina		13	0	59	N	Illinois St.		4	2			
13	H	Minnesota		0	4	40	N	North Carolina		6	2	61	A	Georgia St.		4	13			
13	H	Minnesota		0	12	43	A	Kennesaw St.		4	5	61	A	Georgia St.		6	0			
13	H	Minnesota		4	3	43	A	Kennesaw St.		19	1	94	H	Bradley		7	1			
17	N	California		5	9															
17	N	California		1	2															

Non-Div. I Games:

Illinois

Average RPI Win:		104	WON-LOST RECORD		WINNING PCT. RANK		LAST 10 GAMES		STRENGTH OF SCHEDULE		OPP. STRENGTH OF SCHEDULE		TEAM RPI		ADJ RPI		CONF. RPI		ADJ CONF. RPI				
DIV. I ONLY			21-16-0		.56757 94		5-5-0		8		6		30		.61041 26		1		1				
DIV. I NON-CONF.			17-9-0		.65385 68		1-0-0		63		15		43		.58304 41		1		1				
TOTALS		RPI 1-25		RPI 26-50				W-L RECORDS		RPI 51-100				RPI 101-150				RPI 150+					
21-16-0		6-8-0		3-4-0				OVERALL		1-2-0				1-1-0				10-1-0					
8-6-0		2-3-0		1-2-0				HOME		0-0-0				0-0-0				5-1-0					
3-4-0		1-4-0		0-0-0				AWAY		0-0-0				0-0-0				2-0-0					
10-6-0		3-1-0		2-2-0				NEUTRAL		1-2-0				1-1-0				3-0-0					
17-9-0		3-3-0		2-2-0				NON-CONFERENCE		1-2-0				1-1-0				10-1-0					
5-3-0		0-2-0		0-0-0				HOME		0-0-0				0-0-0				5-1-0					
2-0-0		0-0-0		0-0-				AWAY		0-0-0				0-0-0				2-0-0					
10-6-0		3-1-0		2-2-0				NEUTRAL		1-2-0				1-1-0				3-0-0					
4-7-0		3-5-0		1-2-0				CONFERENCE		0-0-0				0-0-0				0-0-0					
3-3-0		2-1-0		1-2-0				HOME		0-0-0				0-0-0				0-0-0					
1-4-0		1-4-0		0-0-0				AWAY		0-0-0				0-0-0				0-0-0					
0-0-0		0-0-0		0-0-0				NEUTRAL		0-0-0				0-0-0				0-0-0					
RPI	S	Opponent		Score		RPI	S	Opponent		Score		RPI	S	Opponent		Score		RPI	S	Opponent		Score	
3	A	Florida		0	6	27	H	Arkansas		5	6	53	N	Nebraska		1	4	107	N	UC Santa Barbara		5	6
3	A	Florida		0	1	27	H	Arkansas		1	0	56	N	South Fla.		13	4	147	N	North Dakota St.		16	6
4	A	Texas A&M		0	8	27	H	Arkansas		2	4	59	N	Illinois St.		3	7	159	H	SFA		14	6
4	A	Texas A&M		3	7	29	N	Ohio St.		4	5							164	H	Maryland		8	9
4	A	Texas A&M		5	1	32	N	Texas		3	10							164	H	Maryland		2	0
7	N	Washington		9	5	34	N	Notre Dame		8	0							172	H	Iowa		2	0
8	H	Oregon		3	10	48	N	USC Upstate		1	0							172	H	Iowa		9	0
8	H	Oregon		2	7													176	H	Butler		8	0
12	H	Alabama		4	3													179	N	Rutgers		9	1
12	H	Alabama		3	9													181	A	Charleston So.		4	3
12	H	Alabama		2	0													181	A	Charleston So.		3	0
20	N	James Madison		8	4													195	N	South Dakota		11	7
20	N	James Madison		0	6													214	N	Monmouth		10	1
25	N	Illinois		5	1																		
LAST 10 GAMES																							
						27	H	Arkansas		2	4	12	H	Alabama		2	0						
						27	H	Arkansas		5	6	4	A	Texas A&M		3	7						
						27	H	Arkansas		1	0	4	A	Texas A&M		5	1						
						12	H	Alabama		4	3	4	A	Texas A&M		0	8						
						12	H	Alabama		3	9	214	N	Monmouth		10	1						

Non-Div. I Games:

Missouri

Average RPI Win: 126		WON-LOST RECORD		WINNING PCT. RANK		LAST 10 GAMES		STRENGTH OF SCHEDULE		OPP. STRENGTH OF SCHEDULE		TEAM RPI		ADJ RPI		CONF. RPI		ADJ CONF. RPI	
DIV. I ONLY		24-14-0		.63158 65		2-8-0		12		25		24		.61013 27		1		1	
DIV. I NON-CONF.		20-3-0		.86957 14		0-1-0		132		97		29		.60544 30		1		1	
TOTALS		RPI 1-25		RPI 26-50		W-L RECORDS		RPI 51-100		RPI 101-150		RPI 150+							
24-14-0		2-11-0		3-3-0		OVERALL		5-0-0		3-0-0		11-0-0							
9-4-0		2-4-0		0-0-0		HOME		1-0-0		2-0-0		4-0-0							
6-10-0		0-7-0		3-3-0		AWAY		2-0-0		0-0-0		1-0-0							
9-0-0		0-0-0		0-0-0		NEUTRAL		2-0-0		1-0-0		6-0-0							
20-3-0		0-1-0		1-2-0		NON-CONFERENCE		5-0-0		3-0-0		11-0-0							
7-0-0		0-0-0		0-0-0		HOME		1-0-0		2-0-0		4-0-0							
4-3-0		0-1-0		1-0-		AWAY		2-0-0		0-0-0		1-0-0							
9-0-0		0-0-0		0-0-0		NEUTRAL		2-0-0		1-0-0		6-0-0							
4-11-0		2-10-0		2-1-0		CONFERENCE		0-0-0		0-0-0		0-0-0							
2-4-0		2-4-0		0-0-0		HOME		0-0-0		0-0-0		0-0-0							
2-7-0		0-6-0		2-1-0		AWAY		0-0-0		0-0-0		0-0-0							
0-0-0		0-0-0		0-0-0		NEUTRAL		0-0-0		0-0-0		0-0-0							
RPI	S	Opponent		Score		RPI	S	Opponent		Score		RPI	S	Opponent		Score			
3	H	Florida		1 6		26	A	Missouri		6 5		53	H	Nebraska		2 0			
3	H	Florida		0 8		26	A	Missouri		0 1		57	N	CSUN		8 7			
3	H	Florida		1 6		26	A	Missouri		4 2		70	A	North Texas		11 0			
11	H	Tennessee		4 3		30	A	Tulsa		0 8		70	A	North Texas		7 0			
11	H	Tennessee		2 1		37	A	Fla. Atlantic		1 3		72	N	Memphis		4 2			
11	H	Tennessee		1 5		39	A	Oklahoma St.		7 6									
12	A	Alabama		0 9															
12	A	Alabama		0 5															
12	A	Alabama		3 4															
14	A	Oklahoma		2 4															
19	A	Kentucky		0 2															
19	A	Kentucky		5 7															
19	A	Kentucky		1 2															

Non-Div. I Games:

Arkansas

Average RPI Win:		128	WON-LOST		WINNING		LAST 10		STRENGTH OF		OPP. STRENGTH		TEAM		ADJ		CONF.		ADJ CONF.	
Average RPI Loss:		59	RECORD		PCT. RANK		GAMES		SCHEDULE		OF SCHEDULE		RPI		RPI		RPI		RPI	
DIV. I ONLY			29-8-0		.78378		19		7-3-0		56		72		27		.60824		28	
DIV. I NON-CONF.			18-5-0		.78261		31		1-1-0		109		60		33		.59322		34	
TOTALS		RPI 1-25		RPI 26-50		W-L RECORDS		RPI 51-100		RPI 101-150		RPI 150+								
29-8-0		0-3-0		2-0-0		OVERALL		14-3-0		4-2-0		9-0-0								
10-3-0		0-0-0		1-0-0		HOME		1-2-0		2-1-0		6-0-0								
10-3-0		0-2-0		1-0-0		AWAY		8-1-0		1-0-0		0-0-0								
9-2-0		0-1-0		0-0-0		NEUTRAL		5-0-0		1-1-0		3-0-0								
18-5-0		0-3-0		2-0-0		NON-CONFERENCE		6-0-0		4-2-0		6-0-0								
6-1-0		0-0-0		1-0-0		HOME		0-0-0		2-1-0		3-0-0								
3-2-0		0-2-0		1-0-		AWAY		1-0-0		1-0-0		0-0-0								
9-2-0		0-1-0		0-0-0		NEUTRAL		5-0-0		1-1-0		3-0-0								
11-3-0		0-0-0		0-0-0		CONFERENCE		8-3-0		0-0-0		3-0-0								
4-2-0		0-0-0		0-0-0		HOME		1-2-0		0-0-0		3-0-0								
7-1-0		0-0-0		0-0-0		AWAY		7-1-0		0-0-0		0-0-0								
0-0-0		0-0-0		0-0-0		NEUTRAL		0-0-0		0-0-0		0-0-0								
RPI	S	Opponent		Score		RPI	S	Opponent		Score		RPI	S	Opponent		Score				
2	A	Auburn		1	8	32	A	Texas		2	1	61	H	Georgia St.		0	4			
4	A	Texas A&M		1	5	32	H	Texas		2	1	61	H	Georgia St.		3	5			
16	N	BYU		3	5							61	H	Georgia St.		7	5			
												62	A	South Ala.		3	0			
												62	A	South Ala.		5	0			
												62	A	South Ala.		1	0			
												67	N	Hawaii		6	1			
												76	N	Col. of Charleston		11	3			
												80	N	Liberty		3	1			
												80	N	Liberty		3	2			
												81	N	Colorado St.		3	0			
												85	A	Coastal Caro.		3	0			
												85	A	Coastal Caro.		5	4			
												92	A	La.-Monroe		5	0			
												92	A	La.-Monroe		2	3			
												92	A	La.-Monroe		2	1			
												93	A	Houston		7	0			
LAST 10 GAMES																				
												61	H	Georgia St.		0	4			
												61	H	Georgia St.		3	5			
												4	A	Texas A&M		1	5			
												92	A	La.-Monroe		2	1			
												92	A	La.-Monroe		5	0			

Non-Div. I Games:

Texas St.

Average RPI Win: 128		WON-LOST	WINNING	LAST 10	STRENGTH OF	OPP. STRENGTH	TEAM	ADJ	CONF.	ADJ CONF.				
Average RPI Loss: 19		RECORD	PCT. RANK	GAMES	SCHEDULE	OF SCHEDULE	RPI	RPI	RPI	RPI				
DIV. I ONLY		23-9-0	.71875	36	8-2-0	45	37	28	.60736	29	6	6		
DIV. I NON-CONF.		16-7-0	.69565	56	1-0-0	6	39	20	.62446	22	5	5		
<hr/>														
TOTALS		RPI 1-25	RPI 26-50		W-L RECORDS		RPI 51-100		RPI 101-150		RPI 150+			
23-9-0		1-7-0	3-2-0		OVERALL		5-0-0		3-0-0		11-0-0			
5-2-0		1-2-0	0-0-0		HOME		0-0-0		0-0-0		4-0-0			
7-2-0		0-1-0	1-1-0		AWAY		2-0-0		0-0-0		4-0-0			
11-5-0		0-4-0	2-1-0		NEUTRAL		3-0-0		3-0-0		3-0-0			
16-7-0		0-5-0	3-2-0		NON-CONFERENCE		5-0-0		3-0-0		5-0-0			
1-0-0		0-0-0	0-0-0		HOME		0-0-0		0-0-0		1-0-0			
4-2-0		0-1-0	1-0-		AWAY		2-0-0		0-0-0		1-0-0			
11-5-0		0-4-0	2-1-0		NEUTRAL		3-0-0		3-0-0		3-0-0			
7-2-0		1-2-0	0-0-0		CONFERENCE		0-0-0		0-0-0		6-0-0			
4-2-0		1-2-0	0-0-0		HOME		0-0-0		0-0-0		3-0-0			
3-0-0		0-0-0	0-0-0		AWAY		0-0-0		0-0-0		3-0-0			
0-0-0		0-0-0	0-0-0		NEUTRAL		0-0-0		0-0-0		0-0-0			
RPI	S	Opponent	Score		RPI	S	Opponent	Score		RPI	S	Opponent	Score	
2	N	Auburn	0	8	26	N	Missouri	5	4	55	A	UCF	8	0
4	A	Texas A&M	1	9	40	A	North Carolina	7	8	73	N	Central Mich.	10	0
7	N	Washington	4	11	40	A	North Carolina	10	2	73	N	Central Mich.	5	1
15	H	Michigan	5	0	46	N	Louisville	4	3	87	N	St. John's (NY)	3	1
15	H	Michigan	2	7	46	N	Louisville	0	9	91	A	Stetson	4	0
15	H	Michigan	4	8										
17	N	California	4	5										
21	N	Georgia	4	9										

Non-Div. I Games:

Ohio St.

Average RPI Win:	113	WON-LOST RECORD	WINNING PCT. RANK	LAST 10 GAMES	STRENGTH OF SCHEDULE	OPP. STRENGTH OF SCHEDULE	TEAM RPI	ADJ RPI	CONF. RPI	ADJ CONF. RPI		
DIV. I ONLY		26-12-0	.68421	46	8-2-0	43	48	35	.6054	30	9	8
DIV. I NON-CONF.		21-11-0	.65625	67	3-1-0	30	49	38	.59548	32	6	6
<hr/>												
TOTALS	RPI 1-25	RPI 26-50		W-L RECORDS		RPI 51-100		RPI 101-150		RPI 150+		
26-12-0	2-3-0	2-2-0		OVERALL		9-6-0		6-1-0		7-0-0		
6-2-0	1-0-0	1-0-0		HOME		2-2-0		2-0-0		0-0-0		
8-4-0	0-2-0	1-1-0		AWAY		4-1-0		3-0-0		0-0-0		
12-6-0	1-1-0	0-1-0		NEUTRAL		3-3-0		1-1-0		7-0-0		
21-11-0	2-3-0	2-2-0		NON-CONFERENCE		4-5-0		6-1-0		7-0-0		
4-1-0	1-0-0	1-0-0		HOME		0-1-0		2-0-0		0-0-0		
5-4-0	0-2-0	1-0-		AWAY		1-1-0		3-0-0		0-0-0		
12-6-0	1-1-0	0-1-0		NEUTRAL		3-3-0		1-1-0		7-0-0		
5-1-0	0-0-0	0-0-0		CONFERENCE		5-1-0		0-0-0		0-0-0		
2-1-0	0-0-0	0-0-0		HOME		2-1-0		0-0-0		0-0-0		
3-0-0	0-0-0	0-0-0		AWAY		3-0-0		0-0-0		0-0-0		
0-0-0	0-0-0	0-0-0		NEUTRAL		0-0-0		0-0-0		0-0-0		
RPI S	Opponent	Score		RPI S	Opponent	Score		RPI S	Opponent	Score		
1 A	Arizona	2	10	27 H	Arkansas	8	0	51 N	Fordham	6	7	
9 N	Baylor	1	9	37 A	Fla. Atlantic	1	5	56 A	South Fla.	5	0	
10 N	LSU	1	0	39 A	Oklahoma St.	3	2	56 A	South Fla.	7	3	
14 A	Oklahoma	0	1	50 N	Northwestern	2	3	56 A	South Fla.	5	0	
17 H	California	4	0					57 N	CSUN	7	4	
								63 A	McNeese	5	2	
								64 N	Saint Francis (PA)	0	4	
								64 N	Saint Francis (PA)	3	1	
								65 A	Wichita St.	1	2	
								65 H	Wichita St.	3	5	
								71 N	Syracuse	3	2	
								72 H	Memphis	2	0	
								72 H	Memphis	2	1	
								72 H	Memphis	0	4	
								87 N	St. John's (NY)	1	4	
LAST 10 GAMES												
65 A	Wichita St.	1	2	56 A	South Fla.	5	0					
39 A	Oklahoma St.	3	2	56 A	South Fla.	7	3					
72 H	Memphis	0	4	56 A	South Fla.	5	0					
72 H	Memphis	2	1	173 N	Omaha	7	2					
72 H	Memphis	2	0	10 N	LSU	1	0					

Non-Div. I Games:

Tulsa

Average RPI Win: 135		WON-LOST RECORD		WINNING PCT. RANK		LAST 10 GAMES		STRENGTH OF SCHEDULE		OPP. STRENGTH OF SCHEDULE		TEAM RPI		ADJ RPI		CONF. RPI		ADJ CONF. RPI	
DIV. I ONLY		29-5-0		.85294 10		10-0-0		123		52		29		.6042 31		7		7	
DIV. I NON-CONF.		17-5-0		.77273 34		0-0-0		172		89		52		.56984 52		9		9	
TOTALS		RPI 1-25		RPI 26-50		W-L RECORDS		RPI 51-100		RPI 101-150		RPI 150+							
29-5-0		2-2-0		0-0-0		OVERALL		7-3-0		11-0-0		9-0-0							
23-5-0		2-2-0		0-0-0		HOME		1-3-0		11-0-0		9-0-0							
6-0-0		0-0-0		0-0-0		AWAY		6-0-0		0-0-0		0-0-0							
0-0-0		0-0-0		0-0-0		NEUTRAL		0-0-0		0-0-0		0-0-0							
17-5-0		2-2-0		0-0-0		NON-CONFERENCE		1-3-0		5-0-0		9-0-0							
17-5-0		2-2-0		0-0-0		HOME		1-3-0		5-0-0		9-0-0							
0-0-0		0-0-0		0-0-		AWAY		0-0-0		0-0-0		0-0-0							
0-0-0		0-0-0		0-0-0		NEUTRAL		0-0-0		0-0-0		0-0-0							
12-0-0		0-0-0		0-0-0		CONFERENCE		6-0-0		6-0-0		0-0-0							
6-0-0		0-0-0		0-0-0		HOME		0-0-0		6-0-0		0-0-0							
6-0-0		0-0-0		0-0-0		AWAY		6-0-0		0-0-0		0-0-0							
0-0-0		0-0-0		0-0-0		NEUTRAL		0-0-0		0-0-0		0-0-0							
RPI	S	Opponent		Score		RPI	S	Opponent		Score		RPI	S	Opponent		Score			
9	H	Baylor		4	5			62	A	South Ala.		4	2	104	H	UT Arlington		6	2
12	H	Alabama		7	0			62	A	South Ala.		9	4	104	H	UT Arlington		11	2
12	H	Alabama		11	2			62	A	South Ala.		8	3	104	H	UT Arlington		6	5
12	H	Alabama		0	3			82	A	Ga. Southern		6	2	112	H	Troy		11	0
								82	A	Ga. Southern		10	2	112	H	Troy		3	1
								82	A	Ga. Southern		15	0	112	H	Troy		11	0
								94	H	Bradley		1	2	124	H	Drake		9	3
								95	H	Ball St.		7	4	127	H	DePaul		4	3
								98	H	Southern Miss.		3	4	127	H	DePaul		9	1
								98	H	Southern Miss.		3	5	147	H	North Dakota St.		15	0
														147	H	North Dakota St.		8	2
														163	H	Iowa St.		9	1
														164	H	Maryland		3	0
														178	H	Bowling Green		14	2
														233	H	Dartmouth		12	5
														255	H	A&M-Corpus Christi		8	0
														255	H	A&M-Corpus Christi		18	0
														264	H	Mississippi Val.		19	0
														272	H	Alcorn		8	0
														272	H	Alcorn		14	4
LAST 10 GAMES																			
				112	H	Troy		11	0	82	A	Ga. Southern		10	2				
				112	H	Troy		3	1	62	A	South Ala.		9	4				
				112	H	Troy		11	0	62	A	South Ala.		8	3				
				82	A	Ga. Southern		6	2	62	A	South Ala.		4	2				
				82	A	Ga. Southern		15	0	104	H	UT Arlington		11	2				

Non-Div. I Games:

Louisiana

Average RPI Win: 97		WON-LOST RECORD		WINNING PCT. RANK		LAST 10 GAMES		STRENGTH OF SCHEDULE		OPP. STRENGTH OF SCHEDULE		TEAM RPI		ADJ RPI		CONF. RPI		ADJ CONF. RPI	
DIV. I ONLY		20-18-0		.52632 123		3-7-0		5		13		33		.60391 32		3		3	
DIV. I NON-CONF.		20-12-0		.625 79		3-1-0		3		9		21		.6224 25		3		3	
TOTALS		RPI 1-25		RPI 26-50		W-L RECORDS		RPI 51-100		RPI 101-150		RPI 150+							
20-18-0		1-12-0		2-5-0		OVERALL		10-1-0		5-0-0		2-0-0							
11-7-0		0-6-0		0-1-0		HOME		7-0-0		3-0-0		1-0-0							
5-9-0		0-4-0		0-4-0		AWAY		3-1-0		2-0-0		0-0-0							
4-2-0		1-2-0		2-0-0		NEUTRAL		0-0-0		0-0-0		1-0-0							
20-12-0		1-9-0		2-2-0		NON-CONFERENCE		10-1-0		5-0-0		2-0-0							
11-4-0		0-3-0		0-1-0		HOME		7-0-0		3-0-0		1-0-0							
5-6-0		0-4-0		0-0-		AWAY		3-1-0		2-0-0		0-0-0							
4-2-0		1-2-0		2-0-0		NEUTRAL		0-0-0		0-0-0		1-0-0							
0-6-0		0-3-0		0-3-0		CONFERENCE		0-0-0		0-0-0		0-0-0							
0-3-0		0-3-0		0-0-0		HOME		0-0-0		0-0-0		0-0-0							
0-3-0		0-0-0		0-3-0		AWAY		0-0-0		0-0-0		0-0-0							
0-0-0		0-0-0		0-0-0		NEUTRAL		0-0-0		0-0-0		0-0-0							
RPI S	Opponent		Score		RPI S	Opponent		Score		RPI S	Opponent		Score		RPI S	Opponent		Score	
1 A	Arizona		0	3	26 N	Missouri		10	3	63 H	McNeese		4	0	116 H	Indiana		2	1
1 A	Arizona		2	4	28 A	Texas St.		1	2	68 A	Cal St. Fullerton		2	3	116 H	Indiana		13	7
1 A	Arizona		1	2	28 H	Texas St.		1	2	68 A	Cal St. Fullerton		10	1	133 A	Loyola Marymount		8	2
5 A	UCLA		2	3	34 N	Notre Dame		4	3	68 A	Cal St. Fullerton		4	0	138 A	UTSA		9	1
7 N	Washington		2	7	39 A	Oklahoma St.		9	10	78 A	Long Beach St.		10	1	138 H	UTSA		7	2
11 N	Tennessee		4	2	39 A	Oklahoma St.		1	2	81 H	Colorado St.		8	0	164 H	Maryland		10	2
13 H	Minnesota		6	11	39 A	Oklahoma St.		0	1	81 H	Colorado St.		7	2	238 N	Bethune-Cookman		9	1
13 H	Minnesota		2	5						93 H	Houston		3	1					
14 H	Oklahoma		1	3						93 H	Houston		2	1					
14 H	Oklahoma		0	6						96 H	Louisiana Tech		9	2					
14 H	Oklahoma		2	3						96 H	Louisiana Tech		6	5					
22 H	South Carolina		4	9															
23 N	Arizona St.		6	9															
					LAST 10 GAMES														
					14 H	Oklahoma		0	6	93 H	Houston		3	1					
					14 H	Oklahoma		1	3	138 A	UTSA		9	1					
					14 H	Oklahoma		2	3	39 A	Oklahoma St.		9	10					
					28 A	Texas St.		1	2	39 A	Oklahoma St.		1	2					
					93 H	Houston		2	1	39 A	Oklahoma St.		0	1					

Non-Div. I Games:

Texas

Average RPI Win:		105	WON-LOST RECORD		WINNING PCT. RANK		LAST 10 GAMES		STRENGTH OF SCHEDULE		OPP. STRENGTH OF SCHEDULE		TEAM RPI		ADJ RPI		CONF. RPI		ADJ CONF. RPI					
DIV. I ONLY			21-15-0		.58333		87		8-2-0		11		36		34		.60179		34		4		4	
DIV. I NON-CONF.			13-8-0		.61905		84		1-0-0		7		20		28		.61128		28		4		4	
TOTALS		RPI 1-25		RPI 26-50				W-L RECORDS				RPI 51-100				RPI 101-150				RPI 150+				
21-15-0		3-8-0		4-4-0				OVERALL				3-1-0				6-0-0				5-2-0				
7-1-0		0-0-0		2-1-0				HOME				0-0-0				4-0-0				1-0-0				
4-8-0		0-4-0		2-1-0				AWAY				0-1-0				0-0-0				2-2-0				
10-6-0		3-4-0		0-2-0				NEUTRAL				3-0-0				2-0-0				2-0-0				
13-8-0		3-5-0		0-2-0				NON-CONFERENCE				3-1-0				3-0-0				4-0-0				
2-0-0		0-0-0		0-0-0				HOME				0-0-0				1-0-0				1-0-0				
1-2-0		0-1-0		0-0-				AWAY				0-1-0				0-0-0				1-0-0				
10-6-0		3-4-0		0-2-0				NEUTRAL				3-0-0				2-0-0				2-0-0				
8-7-0		0-3-0		4-2-0				CONFERENCE				0-0-0				3-0-0				1-2-0				
5-1-0		0-0-0		2-1-0				HOME				0-0-0				3-0-0				0-0-0				
3-6-0		0-3-0		2-1-0				AWAY				0-0-0				0-0-0				1-2-0				
0-0-0		0-0-0		0-0-0				NEUTRAL				0-0-0				0-0-0				0-0-0				
RPI	S	Opponent		Score		RPI	S	Opponent		Score		RPI	S	Opponent		Score		RPI	S	Opponent		Score		
5	A	UCLA		0	8	26	N	Missouri		0	8	54	N	FIU		5	3	103	N	Charlotte		4	0	
6	A	Florida St.		0	6	32	N	Texas		3	4	60	N	San Diego St.		5	2	106	H	Michigan St.		11	3	
6	A	Florida St.		0	16	40	H	North Carolina		2	1	78	A	Long Beach St.		3	4	143	N	Purdue		6	1	
6	A	Florida St.		0	6	40	H	North Carolina		2	0	88	N	Weber St.		2	1	150	H	Virginia Tech		9	1	
13	N	Minnesota		1	4	40	H	North Carolina		5	7							150	H	Virginia Tech		6	1	
13	N	Minnesota		2	3	46	A	Louisville		4	7							150	H	Virginia Tech		9	4	
14	N	Oklahoma		5	4	46	A	Louisville		5	4							152	A	Georgia Tech		7	8	
15	N	Michigan		6	4	46	A	Louisville		6	4							152	A	Georgia Tech		8	9	
15	N	Michigan		2	9													152	A	Georgia Tech		8	6	
21	N	Georgia		10	7													157	A	Mercer		7	2	
23	N	Arizona St.		1	3													195	N	South Dakota		2	1	
																		222	H	Eastern Mich.		1	0	
																		251	N	Chattanooga		9	1	
LAST 10 GAMES																								
						40	H	North Carolina		5	7	46	A	Louisville		5	4							
						40	H	North Carolina		2	1	222	H	Eastern Mich.		1	0							
						40	H	North Carolina		2	0	150	H	Virginia Tech		9	4							
						46	A	Louisville		4	7	150	H	Virginia Tech		9	1							
						46	A	Louisville		6	4	150	H	Virginia Tech		6	1							

Non-Div. I Games:

Notre Dame

Average RPI Win:	91	WON-LOST RECORD		WINNING PCT. RANK		LAST 10 GAMES		STRENGTH OF SCHEDULE		OPP. STRENGTH OF SCHEDULE		TEAM RPI		ADJ RPI		CONF. RPI		ADJ CONF. RPI					
DIV. I ONLY		21-16-0		.56757	94	6-4-0		13		27		39		.60101	35	4		4					
DIV. I NON-CONF.		17-5-0		.77273	34	2-0-0		26		11		17		.63408	16	4		4					
<hr/>																							
TOTALS		RPI 1-25		RPI 26-50		W-L RECORDS		RPI 51-100		RPI 101-150		RPI 150+											
21-16-0		2-5-0		3-7-0		OVERALL		7-2-0		8-2-0		1-0-0											
6-2-0		0-0-0		0-0-0		HOME		1-2-0		5-0-0		0-0-0											
5-11-0		0-3-0		0-6-0		AWAY		4-0-0		1-2-0		0-0-0											
10-3-0		2-2-0		3-1-0		NEUTRAL		2-0-0		2-0-0		1-0-0											
17-5-0		2-2-0		3-1-0		NON-CONFERENCE		6-0-0		5-2-0		1-0-0											
2-0-0		0-0-0		0-0-0		HOME		0-0-0		2-0-0		0-0-0											
5-2-0		0-0-0		0-0-		AWAY		4-0-0		1-2-0		0-0-0											
10-3-0		2-2-0		3-1-0		NEUTRAL		2-0-0		2-0-0		1-0-0											
4-11-0		0-3-0		0-6-0		CONFERENCE		1-2-0		3-0-0		0-0-0											
4-2-0		0-0-0		0-0-0		HOME		1-2-0		3-0-0		0-0-0											
0-9-0		0-3-0		0-6-0		AWAY		0-0-0		0-0-0		0-0-0											
0-0-0		0-0-0		0-0-0		NEUTRAL		0-0-0		0-0-0		0-0-0											
RPI	S	Opponent		Score		RPI	S	Opponent		Score		RPI	S	Opponent		Score		RPI	S	Opponent		Score	
6	A	Florida St.		4	12	38	N	Lipscomb		4	3	52	H	Boston College		2	3	112	A	Troy		5	7
6	A	Florida St.		0	5	38	N	Lipscomb		0	1	52	H	Boston College		4	2	115	H	Kent St.		7	0
6	A	Florida St.		3	14	40	A	North Carolina		1	5	52	H	Boston College		2	4	123	A	East Carolina		3	8
19	N	Kentucky		6	3	40	A	North Carolina		7	8	53	N	Nebraska		9	1	123	A	East Carolina		5	2
19	N	Kentucky		3	1	40	A	North Carolina		2	6	53	N	Nebraska		6	2	129	H	Penn St.		7	1
20	N	James Madison		0	2	46	A	Louisville		6	7	55	A	UCF		6	0	135	N	Southeastern La.		5	0
20	N	James Madison		0	11	46	A	Louisville		2	5	55	A	UCF		6	3	135	N	Southeastern La.		10	4
						46	A	Louisville		2	8	64	A	Saint Francis (PA)		8	3	150	H	Virginia Tech		9	1
						50	N	Northwestern		2	1	100	A	Elon		7	2	150	H	Virginia Tech		8	0
						50	N	Northwestern		6	4							150	H	Virginia Tech		11	5
																		224	N	Florida A&M		5	2
<hr/>																							
LAST 10 GAMES																							
						150	H	Virginia Tech		8	0	6	A	Florida St.		4	12						
						150	H	Virginia Tech		9	1	6	A	Florida St.		3	14						
						150	H	Virginia Tech		11	5	129	H	Penn St.		7	1						
						64	A	Saint Francis (PA)		8	3	52	H	Boston College		4	2						
						6	A	Florida St.		0	5	52	H	Boston College		2	4						

Non-Div. I Games:

Pittsburgh

Average RPI Win: 139		WON-LOST RECORD		WINNING PCT. RANK		LAST 10 GAMES		STRENGTH OF SCHEDULE		OPP. STRENGTH OF SCHEDULE		TEAM RPI		ADJ RPI		CONF. RPI		ADJ CONF. RPI	
DIV. I ONLY		26-13-0		.66667 51		4-6-0		25		35		32		.59957 36		1		1	
DIV. I NON-CONF.		22-4-0		.84615 16		1-1-0		210		112		42		.57552 44		1		1	
TOTALS		RPI 1-25		RPI 26-50		W-L RECORDS		RPI 51-100		RPI 101-150		RPI 150+							
26-13-0		3-10-0		1-2-0		OVERALL		6-0-0		5-1-0		11-0-0							
13-5-0		2-4-0		1-1-0		HOME		2-0-0		2-0-0		6-0-0							
3-6-0		1-5-0		0-1-0		AWAY		2-0-0		0-0-0		0-0-0							
10-2-0		0-1-0		0-0-0		NEUTRAL		2-0-0		3-1-0		5-0-0							
22-4-0		0-1-0		0-2-0		NON-CONFERENCE		6-0-0		5-1-0		11-0-0							
10-1-0		0-0-0		0-1-0		HOME		2-0-0		2-0-0		6-0-0							
2-1-0		0-0-0		0-0-		AWAY		2-0-0		0-0-0		0-0-0							
10-2-0		0-1-0		0-0-0		NEUTRAL		2-0-0		3-1-0		5-0-0							
4-9-0		3-9-0		1-0-0		CONFERENCE		0-0-0		0-0-0		0-0-0							
3-4-0		2-4-0		1-0-0		HOME		0-0-0		0-0-0		0-0-0							
1-5-0		1-5-0		0-0-0		AWAY		0-0-0		0-0-0		0-0-0							
0-0-0		0-0-0		0-0-0		NEUTRAL		0-0-0		0-0-0		0-0-0							
RPI S	Opponent	Score		RPI S	Opponent	Score		RPI S	Opponent	Score		RPI S	Opponent	Score					
2 A	Auburn	1	3	33 H	Mississippi St.	2	0	56 N	South Fla.	12	1	114 H	Nicholls St.	6	5				
2 A	Auburn	1	3	39 H	Oklahoma St.	1	5	56 N	South Fla.	8	0	133 N	Loyola Marymount	2	0				
2 A	Auburn	10	4	47 A	Jacksonville St.	4	5	91 A	Stetson	3	0	133 N	Loyola Marymount	8	1				
4 H	Texas A&M	0	8					93 A	Houston	12	3	135 H	Southeastern La.	10	3				
4 H	Texas A&M	1	3					96 H	Louisiana Tech	4	3	142 N	Pacific	9	0				
4 H	Texas A&M	2	4					97 H	UT Martin	10	7	147 N	North Dakota St.	0	1				
11 A	Tennessee	1	6									155 H	Eastern Ky.	12	6				
11 A	Tennessee	0	8									171 H	Austin Peay	6	0				
11 A	Tennessee	1	4									178 H	Bowling Green	8	1				
14 N	Oklahoma	8	11									198 H	Central Ark.	1	0				
19 H	Kentucky	4	0									210 N	Colgate	14	2				
19 H	Kentucky	7	1									210 N	Colgate	8	2				
19 H	Kentucky	0	1									242 N	Incarnate Word	11	1				
												244 N	Rhode Island	13	0				
												244 N	Rhode Island	18	4				
												264 H	Mississippi Val.	8	0				
												289 H	Jackson St.	10	1				
LAST 10 GAMES																			
2 A	Auburn	1	3	19 H	Kentucky	0	1												
2 A	Auburn	10	4	19 H	Kentucky	7	1												
2 A	Auburn	1	3	47 A	Jacksonville St.	4	5												
198 H	Central Ark.	1	0	11 A	Tennessee	1	4												
19 H	Kentucky	4	0	11 A	Tennessee	1	6												

Non-Div. I Games:

Ole Miss

Average RPI Win:	122	WON-LOST RECORD	WINNING PCT. RANK	LAST 10 GAMES	STRENGTH OF SCHEDULE	OPP. STRENGTH OF SCHEDULE	TEAM RPI	ADJ RPI	CONF. RPI	ADJ CONF. RPI		
DIV. I ONLY		25-15-0	.625	68	5-5-0	23	62	40	.59462	37	11	11
DIV. I NON-CONF.		18-10-0	.64286	73	1-0-0	53	50	49	.57767	43	11	11
<hr/>												
TOTALS	RPI 1-25	RPI 26-50		W-L RECORDS		RPI 51-100		RPI 101-150		RPI 150+		
25-15-0	0-8-0	2-0-0		OVERALL		8-5-0		7-1-0		8-1-0		
22-7-0	0-1-0	2-0-0		HOME		8-4-0		4-1-0		8-1-0		
3-5-0	0-5-0	0-0-0		AWAY		0-0-0		3-0-0		0-0-0		
0-3-0	0-2-0	0-0-0		NEUTRAL		0-1-0		0-0-0		0-0-0		
18-10-0	0-5-0	2-0-0		NON-CONFERENCE		6-4-0		2-0-0		8-1-0		
18-5-0	0-1-0	2-0-0		HOME		6-3-0		2-0-0		8-1-0		
0-2-0	0-2-0	0-0-		AWAY		0-0-0		0-0-0		0-0-0		
0-3-0	0-2-0	0-0-0		NEUTRAL		0-1-0		0-0-0		0-0-0		
7-5-0	0-3-0	0-0-0		CONFERENCE		2-1-0		5-1-0		0-0-0		
4-2-0	0-0-0	0-0-0		HOME		2-1-0		2-1-0		0-0-0		
3-3-0	0-3-0	0-0-0		AWAY		0-0-0		3-0-0		0-0-0		
0-0-0	0-0-0	0-0-0		NEUTRAL		0-0-0		0-0-0		0-0-0		
RPI S	Opponent	Score	RPI S	Opponent	Score	RPI S	Opponent	Score	RPI S	Opponent	Score	
10 A	LSU	1 9	27 H	Arkansas	3 1	51 H	Fordham	0 7	101 A	Western Ky.	4 1	
10 A	LSU	1 5	30 H	Tulsa	5 1	54 H	FIU	5 2	101 A	Western Ky.	7 2	
13 N	Minnesota	1 4				54 H	FIU	1 5	101 A	Western Ky.	5 1	
19 H	Kentucky	2 6				54 H	FIU	4 1	103 H	Charlotte	2 6	
24 A	Marshall	3 6				55 H	UCF	4 0	103 H	Charlotte	8 3	
24 A	Marshall	2 4				59 H	Illinois St.	7 5	103 H	Charlotte	6 5	
24 A	Marshall	0 2				59 H	Illinois St.	2 1	106 H	Michigan St.	5 0	
25 N	Illinois	4 5				59 N	Illinois St.	1 2	108 H	North Carolina St.	2 0	
						72 H	Memphis	5 0	156 H	LIU Brooklyn	6 4	
						79 H	North Florida	4 13	160 H	UConn	5 0	
						79 H	North Florida	1 0	174 H	Toledo	8 0	
						87 H	St. John's (NY)	3 0	217 H	Boston U.	1 3	
						95 H	Ball St.	4 9	224 H	Florida A&M	9 1	
									230 H	Fairfield	3 0	
									238 H	Bethune-Cookman	15 0	
									270 H	Brown	7 0	
									287 H	Savannah St.	7 1	
			LAST 10 GAMES									
			24 A	Marshall	0 2	54 H	FIU	4 1				
			24 A	Marshall	3 6	54 H	FIU	1 5				
			24 A	Marshall	2 4	103 H	Charlotte	6 5				
			55 H	UCF	4 0	103 H	Charlotte	8 3				
			54 H	FIU	5 2	103 H	Charlotte	2 6				

Non-Div. I Games:

Fla. Atlantic

Average RPI Win: 135		WON-LOST RECORD	WINNING PCT. RANK	LAST 10 GAMES	STRENGTH OF SCHEDULE	OPP. STRENGTH OF SCHEDULE	TEAM RPI	ADJ RPI		CONF. RPI	ADJ CONF. RPI								
Average RPI Loss: 74																			
DIV. I ONLY		29-12-0	.70732	38	6-4-0	39	119	36	.59452	38	5	5							
DIV. I NON-CONF.		24-8-0	.75	40	1-1-0	75	85	36	.58862	38	7	7							
<hr/>																			
TOTALS		RPI 1-25		RPI 26-50		W-L RECORDS		RPI 51-100		RPI 101-150		RPI 150+							
29-12-0		0-4-0		2-3-0		OVERALL		4-1-0		13-3-0		10-1-0							
14-1-0		0-0-0		0-0-0		HOME		2-1-0		5-0-0		7-0-0							
8-4-0		0-1-0		1-2-0		AWAY		2-0-0		5-1-0		0-0-0							
7-7-0		0-3-0		1-1-0		NEUTRAL		0-0-0		3-2-0		3-1-0							
24-8-0		0-4-0		1-1-0		NON-CONFERENCE		2-0-0		11-2-0		10-1-0							
12-0-0		0-0-0		0-0-0		HOME		0-0-0		5-0-0		7-0-0							
5-1-0		0-1-0		0-0-		AWAY		2-0-0		3-0-0		0-0-0							
7-7-0		0-3-0		1-1-0		NEUTRAL		0-0-0		3-2-0		3-1-0							
5-4-0		0-0-0		1-2-0		CONFERENCE		2-1-0		2-1-0		0-0-0							
2-1-0		0-0-0		0-0-0		HOME		2-1-0		0-0-0		0-0-0							
3-3-0		0-0-0		1-2-0		AWAY		0-0-0		2-1-0		0-0-0							
0-0-0		0-0-0		0-0-0		NEUTRAL		0-0-0		0-0-0		0-0-0							
RPI	S	Opponent		Score		RPI	S	Opponent		Score		RPI	S	Opponent		Score			
6	A	Florida St.		1	13	35	N	Pittsburgh		3	4	72	A	Memphis		6	2		
12	N	Alabama		0	5	35	N	Pittsburgh		1	0	76	A	Col. of Charleston		9	5		
24	N	Marshall		4	6	48	A	USC Upstate		1	4	91	H	Stetson		5	3		
24	N	Marshall		1	2	48	A	USC Upstate		2	0	91	H	Stetson		7	1		
						48	A	USC Upstate		1	4	91	H	Stetson		0	2		
														101	H	Western Ky.		4	2
														101	H	Western Ky.		4	1
														112	A	Troy		8	6
														112	A	Troy		4	2
														116	N	Indiana		2	3
														117	H	Campbell		5	2
														122	H	Eastern Ill.		8	0
														122	H	Eastern Ill.		4	0
														135	N	Southeastern La.		7	0
														136	A	Jacksonville		2	1
														136	A	Jacksonville		0	1
														136	A	Jacksonville		4	3
														137	N	Furman		2	1
														137	N	Furman		5	2
														145	N	Winthrop		1	5
														148	A	UAB		9	0
														155	N	Eastern Ky.		15	7
														158	N	Ill.-Chicago		1	0
														171	H	Austin Peay		8	0
														171	H	Austin Peay		3	1
														171	H	Austin Peay		7	6
														186	H	Valparaiso		7	0
														192	H	Tennessee Tech		7	2
														202	N	Western Ill.		1	3
														208	H	Wright St.		7	5
														214	N	Monmouth		4	1
														266	H	Stony Brook		7	1
<hr/>																			
LAST 10 GAMES																			
						91	H	Stetson		7	1	136	A	Jacksonville		4	3		
						91	H	Stetson		5	3	136	A	Jacksonville		2	1		
						91	H	Stetson		0	2	192	H	Tennessee Tech		7	2		
						12	N	Alabama		0	5	48	A	USC Upstate		2	0		
						136	A	Jacksonville		0	1	48	A	USC Upstate		1	4		

Non-Div. I Games:

Lipscomb

Average RPI Win:		108	WON-LOST RECORD		WINNING PCT. RANK		LAST 10 GAMES		STRENGTH OF SCHEDULE		OPP. STRENGTH OF SCHEDULE		TEAM RPI		ADJ RPI		CONF. RPI		ADJ CONF. RPI	
DIV. I ONLY			25-15-0		.625 68		6-4-0		27		33		37		.59183 39		3		3	
DIV. I NON-CONF.			19-15-0		.55882 112		0-4-0		17		22		45		.57479 46		3		3	
TOTALS		RPI 1-25		RPI 26-50		W-L RECORDS		RPI 51-100		RPI 101-150		RPI 150+								
25-15-0		0-7-0		4-2-0		OVERALL		7-4-0		9-0-0		5-2-0								
12-4-0		0-0-0		3-2-0		HOME		2-2-0		6-0-0		1-0-0								
2-5-0		0-5-0		1-0-0		AWAY		1-0-0		0-0-0		0-0-0								
11-6-0		0-2-0		0-0-0		NEUTRAL		4-2-0		3-0-0		4-2-0								
19-15-0		0-7-0		1-2-0		NON-CONFERENCE		7-4-0		6-0-0		5-2-0								
6-4-0		0-0-0		0-2-0		HOME		2-2-0		3-0-0		1-0-0								
2-5-0		0-5-0		1-0-		AWAY		1-0-0		0-0-0		0-0-0								
11-6-0		0-2-0		0-0-0		NEUTRAL		4-2-0		3-0-0		4-2-0								
6-0-0		0-0-0		3-0-0		CONFERENCE		0-0-0		3-0-0		0-0-0								
6-0-0		0-0-0		3-0-0		HOME		0-0-0		3-0-0		0-0-0								
0-0-0		0-0-0		0-0-0		AWAY		0-0-0		0-0-0		0-0-0								
0-0-0		0-0-0		0-0-0		NEUTRAL		0-0-0		0-0-0		0-0-0								
RPI	S	Opponent		Score		RPI	S	Opponent		Score		RPI	S	Opponent		Score				
4	A	Texas A&M		1	9	27	H	Arkansas		6	7	56	N	South Fla.		4	12			
4	A	Texas A&M		0	7	30	H	Tulsa		2	3	60	N	San Diego St.		5	17			
4	A	Texas A&M		2	9	32	H	Texas		1	0	63	N	McNeese		5	1			
10	A	LSU		2	14	32	H	Texas		2	1	63	N	McNeese		6	5			
10	A	LSU		2	5	32	H	Texas		10	9	65	H	Wichita St.		11	3			
17	N	California		1	9	36	A	Ole Miss		5	1	70	A	North Texas		10	2			
20	N	James Madison		2	5							78	N	Long Beach St.		6	4			
												84	H	UNI		5	11			
												84	H	UNI		5	3			
												90	N	Hofstra		2	1			
												99	H	Missouri St.		3	7			
														107 N UC Santa Barbara		4	3			
														113 H Abilene Christian		9	2			
														113 H Abilene Christian		5	3			
														118 H Kansas		1	0			
														118 H Kansas		7	1			
														118 H Kansas		7	1			
														128 H Evansville		21	2			
														129 N Penn St.		1	0			
														140 N New Mexico St.		7	4			
														155 N Eastern Ky.		6	0			
														155 N Eastern Ky.		21	8			
														178 N Bowling Green		2	3			
														183 N Binghamton		3	6			
														190 N Saint Joseph's		5	0			
														192 H Tennessee Tech		3	2			
														289 N Jackson St.		11	2			
LAST 10 GAMES																				

Non-Div. I Games:

Oklahoma St.

Average RPI Win:		120	WON-LOST RECORD		WINNING PCT. RANK		LAST 10 GAMES		STRENGTH OF SCHEDULE		OPP. STRENGTH OF SCHEDULE		TEAM RPI		ADJ RPI		CONF. RPI		ADJ CONF. RPI					
DIV. I ONLY			31-11-0		.7381		28		6-4-0		102		26		41		.59116		40		4		4	
DIV. I NON-CONF.			20-6-0		.76923		36		2-0-0		39		40		26		.61508		26		4		4	
TOTALS		RPI 1-25		RPI 26-50				W-L RECORDS				RPI 51-100				RPI 101-150				RPI 150+				
31-11-0		3-4-0		5-3-0				OVERALL				2-0-0				13-4-0				8-0-0				
19-3-0		2-0-0		4-1-0				HOME				1-0-0				9-2-0				3-0-0				
6-5-0		0-1-0		1-2-0				AWAY				1-0-0				4-2-0				0-0-0				
6-3-0		1-3-0		0-0-0				NEUTRAL				0-0-0				0-0-0				5-0-0				
20-6-0		3-4-0		1-1-0				NON-CONFERENCE				2-0-0				7-1-0				7-0-0				
12-1-0		2-0-0		1-1-0				HOME				1-0-0				5-0-0				3-0-0				
3-2-0		0-1-0		0-0-				AWAY				1-0-0				2-1-0				0-0-0				
5-3-0		1-3-0		0-0-0				NEUTRAL				0-0-0				0-0-0				4-0-0				
11-5-0		0-0-0		4-2-0				CONFERENCE				0-0-0				6-3-0				1-0-0				
7-2-0		0-0-0		3-0-0				HOME				0-0-0				4-2-0				0-0-0				
3-3-0		0-0-0		1-2-0				AWAY				0-0-0				2-1-0				0-0-0				
1-0-0		0-0-0		0-0-0				NEUTRAL				0-0-0				0-0-0				1-0-0				
RPI	S	Opponent		Score		RPI	S	Opponent		Score		RPI	S	Opponent		Score		RPI	S	Opponent		Score		
11	A	Tennessee		2	9	29	H	Ohio St.		8	7	76	A	Col. of Charleston		3	2	103	H	Charlotte		5	1	
17	N	California		1	3	29	H	Ohio St.		2	10	100	H	Elon		6	2	108	H	North Carolina St.		12	4	
17	N	California		4	1	34	A	Notre Dame		1	2							108	H	North Carolina St.		6	0	
22	H	South Carolina		7	3	34	A	Notre Dame		0	2							108	H	North Carolina St.		7	8	
24	H	Marshall		8	3	34	A	Notre Dame		7	5							111	A	UNCG		3	6	
25	N	Illinois		2	6	35	H	Pittsburgh		8	7							111	H	UNCG		2	0	
25	N	Illinois		0	13	35	H	Pittsburgh		5	1							117	A	Campbell		6	0	
						35	H	Pittsburgh		6	2							123	A	East Carolina		4	0	
																		141	H	Miami (OH)		8	7	
																		143	H	Purdue		10	1	
																		143	H	Purdue		5	0	
																		146	H	Virginia		8	7	
																		146	H	Virginia		12	1	
																		146	H	Virginia		4	10	
																		150	A	Virginia Tech		6	2	
																		150	A	Virginia Tech		4	3	
																		150	A	Virginia Tech		4	13	
																		152	N	Georgia Tech		7	3	
																		153	H	Towson		6	5	
																		161	H	Longwood		5	3	
																		180	N	UMass Lowell		3	1	
																		221	N	Northern Ky.		8	1	
																		223	H	Hampton		8	2	
																		251	N	Chattanooga		8	0	
																		268	N	Robert Morris		10	3	
						LAST 10 GAMES																		
						34	A	Notre Dame		7	5	146	H	Virginia		12	1							
						34	A	Notre Dame		1	2	146	H	Virginia		4	10							
						34	A	Notre Dame		0	2	111	H	UNCG		2	0							
						161	H	Longwood		5	3	108	H	North Carolina St.		7	8							
						146	H	Virginia		8	7	108	H	North Carolina St.		12	4							

Non-Div. I Games:

North Carolina

Average RPI Win: 175		WON-LOST	WINNING	LAST 10	STRENGTH OF	OPP. STRENGTH	TEAM	ADJ	CONF.	ADJ CONF.							
Average RPI Loss: 43		RECORD	PCT. RANK	GAMES	SCHEDULE	OF SCHEDULE	RPI	RPI	RPI	RPI							
DIV. I ONLY		32-7-0	.82051	15	8-2-0	106	173	38	.58791	41	14	14					
DIV. I NON-CONF.		24-5-0	.82759	18	2-0-0	130	173	35	.58725	40	14	14					
<hr/>																	
TOTALS		RPI 1-25		RPI 26-50		W-L RECORDS		RPI 51-100		RPI 101-150		RPI 150+					
32-7-0		0-4-0		0-0-0		OVERALL		6-3-0		5-0-0		21-0-0					
8-3-0		0-0-0		0-0-0		HOME		3-3-0		1-0-0		4-0-0					
6-4-0		0-4-0		0-0-0		AWAY		1-0-0		3-0-0		2-0-0					
18-0-0		0-0-0		0-0-0		NEUTRAL		2-0-0		1-0-0		15-0-0					
24-5-0		0-4-0		0-0-0		NON-CONFERENCE		4-1-0		3-0-0		17-0-0					
4-1-0		0-0-0		0-0-0		HOME		1-1-0		1-0-0		2-0-0					
2-4-0		0-4-0		0-0-		AWAY		1-0-0		1-0-0		0-0-0					
18-0-0		0-0-0		0-0-0		NEUTRAL		2-0-0		1-0-0		15-0-0					
8-2-0		0-0-0		0-0-0		CONFERENCE		2-2-0		2-0-0		4-0-0					
4-2-0		0-0-0		0-0-0		HOME		2-2-0		0-0-0		2-0-0					
4-0-0		0-0-0		0-0-0		AWAY		0-0-0		2-0-0		2-0-0					
0-0-0		0-0-0		0-0-0		NEUTRAL		0-0-0		0-0-0		0-0-0					
RPI	S	Opponent		Score		RPI	S	Opponent		Score		RPI	S	Opponent		Score	
2	A	Auburn		3	4	64	N	Saint Francis (PA)		4	2	110	A	Southern Ill.		4	0
2	A	Auburn		1	8	64	N	Saint Francis (PA)		8	6	118	H	Kansas		7	1
9	A	Baylor		0	4	86	H	Belmont		2	1	128	N	Evansville		6	1
9	A	Baylor		2	3	86	H	Belmont		2	8	132	A	Morehead St.		2	1
						92	A	La.-Monroe		2	1	132	A	Morehead St.		4	0
						94	H	Bradley		10	0	155	A	Eastern Ky.		11	0
						95	H	Ball St.		1	6	155	A	Eastern Ky.		7	5
						97	H	UT Martin		3	7	157	N	Mercer		4	3
						97	H	UT Martin		5	0	157	N	Mercer		5	2
												162	N	Massachusetts		8	2
												166	N	Northwestern St.		4	1
												174	H	Toledo		3	2
												189	N	Sam Houston St.		11	5
												190	N	Saint Joseph's		11	2
												204	N	Penn		3	1
												207	N	Providence		3	0
												221	H	Northern Ky.		8	0
												236	N	La Salle		12	0
												245	N	South Dakota St.		4	0
												245	N	South Dakota St.		4	3
												263	N	Prairie View		4	1
												267	H	Tennessee St.		1	0
												267	H	Tennessee St.		2	0
												269	N	Fort Wayne		8	0
												274	N	Holy Cross		4	2
												295	N	Grambling		10	2
<hr/>																	
LAST 10 GAMES																	
132	A	Morehead St.		2	1	97	H	UT Martin		3	7	267	H	Tennessee St.		2	0
132	A	Morehead St.		4	0	97	H	UT Martin		5	0	269	N	Fort Wayne		8	0
155	A	Eastern Ky.		7	5	110	A	Southern Ill.		4	0	274	N	Holy Cross		4	2
155	A	Eastern Ky.		11	0	86	H	Belmont		2	8	295	N	Grambling		10	2
94	H	Bradley		10	0	86	H	Belmont		2	1						

Non-Div. I Games:

SIUE

Average RPI Win: 108		WON-LOST	WINNING	LAST 10	STRENGTH OF		OPP. STRENGTH	TEAM	ADJ	CONF.	ADJ CONF.
Average RPI Loss: 58		RECORD	PCT. RANK	GAMES	SCHEDULE		OF SCHEDULE	RPI	RPI	RPI	RPI
DIV. I ONLY		24-15-0	.61538	72	5-5-0		38	42	43	.58463	42
DIV. I NON-CONF.		19-9-0	.67857	61	2-0-0		52	19	39	.58987	36
TOTALS		RPI 1-25	RPI 26-50		W-L RECORDS		RPI 51-100		RPI 101-150		RPI 150+
24-15-0		1-4-0	3-3-0		OVERALL		7-4-0		8-4-0		5-0-0
13-6-0		1-2-0	3-1-0		HOME		2-1-0		4-2-0		3-0-0
2-3-0		0-0-0	0-0-0		AWAY		2-3-0		0-0-0		0-0-0
9-6-0		0-2-0	0-2-0		NEUTRAL		3-0-0		4-2-0		2-0-0
19-9-0		1-4-0	3-3-0		NON-CONFERENCE		3-0-0		7-2-0		5-0-0
10-3-0		1-2-0	3-1-0		HOME		0-0-0		3-0-0		3-0-0
0-0-0		0-0-0	0-0-0		AWAY		0-0-0		0-0-0		0-0-0
9-6-0		0-2-0	0-2-0		NEUTRAL		3-0-0		4-2-0		2-0-0
5-6-0		0-0-0	0-0-0		CONFERENCE		4-4-0		1-2-0		0-0-0
3-3-0		0-0-0	0-0-0		HOME		2-1-0		1-2-0		0-0-0
2-3-0		0-0-0	0-0-0		AWAY		2-3-0		0-0-0		0-0-0
0-0-0		0-0-0	0-0-0		NEUTRAL		0-0-0		0-0-0		0-0-0
RPI S	Opponent	Score	RPI S	Opponent	Score	RPI S	Opponent	Score	RPI S	Opponent	Score
7 N	Washington	1 5	33 N	Mississippi St.	1 4	60 A	San Diego St.	3 6	102 N	FGCU	3 4
8 N	Oregon	1 4	44 H	Cal Poly	3 2	60 A	San Diego St.	7 6	102 N	FGCU	9 0
13 H	Minnesota	2 9	44 H	Cal Poly	0 2	60 A	San Diego St.	10 7	105 H	Nevada	4 7
16 H	BYU	6 8	45 H	Oregon St.	4 1	66 A	Utah St.	0 1	105 H	Nevada	4 8
16 H	BYU	6 1	45 H	Oregon St.	6 2	66 A	Utah St.	4 7	105 H	Nevada	9 1
			50 N	Northwestern	3 5	68 N	Cal St. Fullerton	12 11	109 N	Texas Tech	6 9
						75 N	Stanford	24 8	116 N	Indiana	2 0
						78 N	Long Beach St.	4 2	116 N	Indiana	4 3
						83 H	Boise St.	1 2	139 H	UC Davis	3 0
						83 H	Boise St.	9 0	139 H	UC Davis	7 3
						83 H	Boise St.	8 2	142 H	Pacific	5 4
									143 N	Purdue	4 0
									151 H	Sacramento St.	5 2
									170 N	San Diego	12 6
									172 N	Iowa	11 7
									177 H	Idaho St.	11 6
									258 H	CSU Bakersfield	13 11
LAST 10 GAMES											
			66 A	Utah St.	4 7	142 H	Pacific	5 4			
			66 A	Utah St.	0 1	83 H	Boise St.	1 2			
			105 H	Nevada	4 7	83 H	Boise St.	8 2			
			105 H	Nevada	4 8	83 H	Boise St.	9 0			
			105 H	Nevada	9 1	258 H	CSU Bakersfield	13 11			

Non-Div. I Games:

Fresno St.

K
e
n
n
e
s
a
w
S
t
.

Kennesaw St.

Average RPI Win:	148	WON-LOST RECORD	WINNING PCT. RANK	LAST 10 GAMES	STRENGTH OF SCHEDULE	OPP. STRENGTH OF SCHEDULE	TEAM RPI	ADJ RPI	CONF. RPI	ADJ CONF. RPI		
Average RPI Loss:	80											
DIV. I ONLY		28-10-0	.73684	29	7-3-0	114	86	48	.57577	44	10	10
DIV. I NON-CONF.		24-8-0	.75	40	3-1-0	146	98	48	.57477	47	8	8
<hr/>												
TOTALS	RPI 1-25	RPI 26-50		W-L RECORDS		RPI 51-100		RPI 101-150		RPI 150+		
28-10-0	2-3-0	1-1-0		OVERALL		5-3-0		4-1-0		16-2-0		
9-2-0	0-0-0	0-0-0		HOME		0-0-0		2-1-0		7-1-0		
4-2-0	0-0-0	1-1-0		AWAY		3-1-0		0-0-0		0-0-0		
15-6-0	2-3-0	0-0-0		NEUTRAL		2-2-0		2-0-0		9-1-0		
24-8-0	2-3-0	1-1-0		NON-CONFERENCE		3-2-0		2-0-0		16-2-0		
7-1-0	0-0-0	0-0-0		HOME		0-0-0		0-0-0		7-1-0		
2-1-0	0-0-0	1-0-		AWAY		1-0-0		0-0-0		0-0-0		
15-6-0	2-3-0	0-0-0		NEUTRAL		2-2-0		2-0-0		9-1-0		
4-2-0	0-0-0	0-0-0		CONFERENCE		2-1-0		2-1-0		0-0-0		
2-1-0	0-0-0	0-0-0		HOME		0-0-0		2-1-0		0-0-0		
2-1-0	0-0-0	0-0-0		AWAY		2-1-0		0-0-0		0-0-0		
0-0-0	0-0-0	0-0-0		NEUTRAL		0-0-0		0-0-0		0-0-0		
RPI S	Opponent	Score		RPI S	Opponent	Score		RPI S	Opponent	Score		
5 N	UCLA	1	3	42 A	Fresno St.	2	0	55 N	UCF	1	2	
8 N	Oregon	1	3	42 A	Fresno St.	2	3	68 A	Cal St. Fullerton	2	4	
13 N	Minnesota	1	3					68 A	Cal St. Fullerton	1	0	
14 N	Oklahoma	3	1					68 A	Cal St. Fullerton	7	2	
14 N	Oklahoma	3	1					69 N	Grand Canyon	1	0	
								69 N	Grand Canyon	4	5	
								75 A	Stanford	1	0	
								80 N	Liberty	9	2	

Non-Div. I Games:

Cal Poly

Average RPI Win:		124	WON-LOST RECORD		WINNING PCT. RANK		LAST 10 GAMES		STRENGTH OF SCHEDULE		OPP. STRENGTH OF SCHEDULE		TEAM RPI		ADJ RPI		CONF. RPI		ADJ CONF. RPI				
DIV. I ONLY			19-17-0		.52778 120		4-6-0		18		24		44		.57559 45		2		2				
DIV. I NON-CONF.			17-10-0		.62963 76		2-2-0		62		45		58		.56356 60		2		2				
TOTALS		RPI 1-25		RPI 26-50				W-L RECORDS				RPI 51-100				RPI 101-150				RPI 150+			
19-17-0		2-11-0		0-2-0				OVERALL				3-4-0				8-0-0				6-0-0			
2-6-0		0-6-0		0-0-0				HOME				0-0-0				2-0-0				0-0-0			
5-6-0		2-4-0		0-2-0				AWAY				1-0-0				1-0-0				1-0-0			
12-5-0		0-1-0		0-0-0				NEUTRAL				2-4-0				5-0-0				5-0-0			
17-10-0		0-4-0		0-2-0				NON-CONFERENCE				3-4-0				8-0-0				6-0-0			
2-3-0		0-3-0		0-0-0				HOME				0-0-0				2-0-0				0-0-0			
3-2-0		0-0-0		0-0-				AWAY				1-0-0				1-0-0				1-0-0			
12-5-0		0-1-0		0-0-0				NEUTRAL				2-4-0				5-0-0				5-0-0			
2-7-0		2-7-0		0-0-0				CONFERENCE				0-0-0				0-0-0				0-0-0			
0-3-0		0-3-0		0-0-0				HOME				0-0-0				0-0-0				0-0-0			
2-4-0		2-4-0		0-0-0				AWAY				0-0-0				0-0-0				0-0-0			
0-0-0		0-0-0		0-0-0				NEUTRAL				0-0-0				0-0-0				0-0-0			
RPI	S	Opponent		Score		RPI	S	Opponent		Score		RPI	S	Opponent		Score		RPI	S	Opponent		Score	
1	H	Arizona		4	7	42	A	Fresno St.		2	6	53	N	Nebraska		6	10	108	N	North Carolina St.		10	2
1	H	Arizona		1	7	42	A	Fresno St.		1	4	63	N	McNeese		7	2	119	H	UNLV		9	2
1	H	Arizona		2	6							67	A	Hawaii		2	0	119	H	UNLV		9	0
7	A	Washington		8	10							78	N	Long Beach St.		4	7	127	N	DePaul		11	3
7	A	Washington		3	4							87	N	St. John's (NY)		6	8	139	N	UC Davis		11	10
7	A	Washington		2	1							93	N	Houston		7	6	140	A	New Mexico St.		6	2
11	N	Tennessee		0	14							94	N	Bradley		8	18	141	N	Miami (OH)		9	0
13	H	Minnesota		0	6													148	N	UAB		4	0
16	H	BYU		2	4													151	N	Sacramento St.		6	3
16	H	BYU		1	2													151	N	Sacramento St.		3	0
23	A	Arizona St.		5	4													151	N	Sacramento St.		6	5
23	A	Arizona St.		0	8													170	A	San Diego		7	0
23	A	Arizona St.		0	11													187	N	Northern Colo.		10	1
																		254	N	Detroit Mercy		8	0
LAST 10 GAMES																							
		7 A Washington		8	10			119 H UNLV		9	2												
		7 A Washington		2	1			16 H BYU		2	4												
		7 A Washington		3	4			23 A Arizona St.		5	4												
		119 H UNLV		9	0			23 A Arizona St.		0	11												
		16 H BYU		1	2			23 A Arizona St.		0	8												

Non-Div. I Games:

Oregon St.

Average RPI Win: 129		WON-LOST	WINNING	LAST 10	STRENGTH OF		OPP. STRENGTH	TEAM	ADJ		CONF.	ADJ CONF.
Average RPI Loss: 49		RECORD	PCT. RANK	GAMES	SCHEDULE		OF SCHEDULE	RPI	RPI		RPI	RPI
DIV. I ONLY		22-12-0	.64706	61	57		43	46	.57462		4	4
DIV. I NON-CONF.		16-8-0	.66667	64	97		82	60	.56246		4	4
TOTALS		RPI 1-25	RPI 26-50		W-L RECORDS		RPI 51-100		RPI 101-150		RPI 150+	
22-12-0		0-4-0	5-4-0		OVERALL		5-2-0		3-1-0		9-1-0	
12-4-0		0-0-0	4-3-0		HOME		2-0-0		1-0-0		5-1-0	
1-3-0		0-0-0	0-0-0		AWAY		1-2-0		0-1-0		0-0-0	
9-5-0		0-4-0	1-1-0		NEUTRAL		2-0-0		2-0-0		4-0-0	
16-8-0		0-4-0	1-2-0		NON-CONFERENCE		3-0-0		3-1-0		9-1-0	
8-2-0		0-0-0	0-1-0		HOME		2-0-0		1-0-0		5-1-0	
0-1-0		0-0-0	0-0-		AWAY		0-0-0		0-1-0		0-0-0	
8-5-0		0-4-0	1-1-0		NEUTRAL		1-0-0		2-0-0		4-0-0	
6-4-0		0-0-0	4-2-0		CONFERENCE		2-2-0		0-0-0		0-0-0	
4-2-0		0-0-0	4-2-0		HOME		0-0-0		0-0-0		0-0-0	
1-2-0		0-0-0	0-0-0		AWAY		1-2-0		0-0-0		0-0-0	
1-0-0		0-0-0	0-0-0		NEUTRAL		1-0-0		0-0-0		0-0-0	
RPI S	Opponent	Score	RPI S	Opponent	Score	RPI S	Opponent	Score	RPI S	Opponent	Score	
1 N	Arizona	3 5	29 N	Ohio St.	9 0	52 A	Boston College	2 6	116 H	Indiana	2 1	
14 N	Oklahoma	1 2	29 N	Ohio St.	3 4	52 A	Boston College	1 3	119 A	UNLV	3 5	
16 N	BYU	0 4	34 H	Notre Dame	4 5	52 A	Boston College	5 3	143 N	Purdue	9 1	
17 N	California	2 5	34 H	Notre Dame	4 6	58 H	Ohio	2 1	143 N	Purdue	6 5	
			34 H	Notre Dame	7 4	68 N	Cal St. Fullerton	4 2	167 H	Indiana St.	14 6	
			35 H	Pittsburgh	5 2	71 N	Syracuse	7 4	167 H	Indiana St.	6 8	
			35 H	Pittsburgh	7 6	84 H	UNI	8 5	167 N	Indiana St.	6 5	
			35 H	Pittsburgh	8 2				167 N	Indiana St.	1 0	
			49 H	Wisconsin	1 10				178 H	Bowling Green	1 0	
									206 H	IUPUI	7 2	
									234 N	Southern Utah	17 3	
									258 N	CSU Bakersfield	13 2	
									275 H	Green Bay	4 3	
									275 H	Green Bay	8 0	
LAST 10 GAMES												
			52 A	Boston College	1 3	34 H	Notre Dame	4 5				
			52 A	Boston College	2 6	116 H	Indiana	2 1				
			52 A	Boston College	5 3	71 N	Syracuse	7 4				
			34 H	Notre Dame	7 4	49 H	Wisconsin	1 10				
			34 H	Notre Dame	4 6	35 H	Pittsburgh	8 2				

Non-Div. I Games:

Louisville

Average RPI Win:	163	WON-LOST RECORD	WINNING PCT. RANK	LAST 10 GAMES	STRENGTH OF SCHEDULE	OPP. STRENGTH OF SCHEDULE	TEAM RPI	ADJ RPI	CONF. RPI	ADJ CONF. RPI					
DIV. I ONLY		30-9-0	.76923	23	10-0-0	117	154	47	.57458	47	14	14			
DIV. I NON-CONF.		21-8-0	.72414	51	3-0-0	177	128	66	.55241	67	14	14			
<hr/>															
TOTALS	RPI 1-25	RPI 26-50		W-L RECORDS		RPI 51-100		RPI 101-150		RPI 150+					
30-9-0	0-1-0	2-1-0		OVERALL		8-6-0		5-1-0		15-0-0					
9-4-0	0-0-0	1-0-0		HOME		3-4-0		2-0-0		3-0-0					
9-3-0	0-1-0	1-1-0		AWAY		3-1-0		1-0-0		4-0-0					
12-2-0	0-0-0	0-0-0		NEUTRAL		2-1-0		2-1-0		8-0-0					
21-8-0	0-1-0	2-1-0		NON-CONFERENCE		3-5-0		5-1-0		11-0-0					
4-3-0	0-0-0	1-0-0		HOME		0-3-0		2-0-0		1-0-0					
5-3-0	0-1-0	1-0-		AWAY		1-1-0		1-0-0		2-0-0					
12-2-0	0-0-0	0-0-0		NEUTRAL		2-1-0		2-1-0		8-0-0					
9-1-0	0-0-0	0-0-0		CONFERENCE		5-1-0		0-0-0		4-0-0					
5-1-0	0-0-0	0-0-0		HOME		3-1-0		0-0-0		2-0-0					
4-0-0	0-0-0	0-0-0		AWAY		2-0-0		0-0-0		2-0-0					
0-0-0	0-0-0	0-0-0		NEUTRAL		0-0-0		0-0-0		0-0-0					
<hr/>															
RPI	S	Opponent	Score	RPI	S	Opponent	Score	RPI	S	Opponent	Score	RPI	S	Opponent	Score
11	A	Tennessee	2 3	36	H	Ole Miss	5 4	58	N	Ohio	0 1	101	H	Western Ky.	6 0
				43	A	Kennesaw St.	3 4	62	A	South Ala.	0 1	114	N	Nicholls St.	4 3
				43	A	Kennesaw St.	15 5	77	H	Murray St.	7 3	135	N	Southeastern La.	3 0
								77	H	Murray St.	10 6	145	H	Winthrop	5 3
								86	A	Belmont	6 1	148	A	UAB	6 5
								86	A	Belmont	8 0	149	N	Loyola Chicago	2 4
								94	N	Bradley	3 2	152	A	Georgia Tech	7 1
								97	H	UT Martin	5 7	182	H	Southeast Mo. St.	3 0
								97	H	UT Martin	4 0	182	H	Southeast Mo. St.	9 5
								98	A	Southern Miss.	2 0	198	N	Central Ark.	7 2
								98	H	Southern Miss.	1 2	198	N	Central Ark.	7 0
								98	H	Southern Miss.	3 4	201	N	Samford	8 0
								98	H	Southern Miss.	4 6	212	N	Houston Baptist	10 2
								99	N	Missouri St.	4 2	253	H	Alabama St.	4 0
												253	N	Alabama St.	12 1
												264	N	Mississippi Val.	10 1
												264	N	Mississippi Val.	14 7
												267	A	Tennessee St.	7 0
												267	A	Tennessee St.	8 0
												277	A	Alabama A&M	8 0
												277	N	Alabama A&M	11 0
<hr/>															
LAST 10 GAMES															
267 A Tennessee St.				7 0				77 H Murray St.				7 3			
267 A Tennessee St.				8 0				77 H Murray St.				10 6			
86 A Belmont				8 0				36 H Ole Miss				5 4			
86 A Belmont				6 1				253 H Alabama St.				4 0			
148 A UAB				6 5				182 H Southeast Mo. St.				3 0			

Non-Div. I Games:

Jacksonville St.

RPI	S	Opponent	Score	
249	H	Gardner-Webb	8	0
249	H	Gardner-Webb	2	1
256	H	Canisius	4	0
294	H	Howard	14	0

USC Upstate

U
S
C
U
P
S
t
a
t
e

U
S
C
U
P
S
t
a
t
e

Average RPI Win: 131		WON-LOST	WINNING	LAST 10	STRENGTH OF		OPP. STRENGTH	TEAM	ADJ		CONF.	ADJ CONF.			
Average RPI Loss: 65		RECORD	PCT. RANK	GAMES	SCHEDULE		OF SCHEDULE	RPI	RPI		RPI	RPI			
DIV. I ONLY		25-7-0	.78125	20	5-5-0		189	40	49		.57226	49			
DIV. I NON-CONF.		20-2-0	.90909	10	1-0-0		93	88	15		.62437	23			
TOTALS		RPI 1-25	RPI 26-50		W-L RECORDS		RPI 51-100		RPI 101-150		RPI 150+				
25-7-0		0-1-0	3-1-0		OVERALL		8-4-0		2-0-0		12-1-0				
2-4-0		0-0-0	0-0-0		HOME		0-3-0		0-0-0		2-1-0				
8-1-0		0-0-0	3-1-0		AWAY		4-0-0		1-0-0		0-0-0				
15-2-0		0-1-0	0-0-0		NEUTRAL		4-1-0		1-0-0		10-0-0				
20-2-0		0-1-0	1-0-0		NON-CONFERENCE		8-1-0		2-0-0		9-0-0				
0-0-0		0-0-0	0-0-0		HOME		0-0-0		0-0-0		0-0-0				
6-0-0		0-0-0	1-0-		AWAY		4-0-0		1-0-0		0-0-0				
14-2-0		0-1-0	0-0-0		NEUTRAL		4-1-0		1-0-0		9-0-0				
5-5-0		0-0-0	2-1-0		CONFERENCE		0-3-0		0-0-0		3-1-0				
2-4-0		0-0-0	0-0-0		HOME		0-3-0		0-0-0		2-1-0				
2-1-0		0-0-0	2-1-0		AWAY		0-0-0		0-0-0		0-0-0				
1-0-0		0-0-0	0-0-0		NEUTRAL		0-0-0		0-0-0		1-0-0				
RPI S	Opponent	Score		RPI S	Opponent	Score		RPI S	Opponent	Score		RPI S	Opponent	Score	
20 N	James Madison	0	4	46 A	Louisville	10	1	52 N	Boston College	1	4	102 A	FGCU	6	0
				50 A	Northwestern	4	5	53 H	Nebraska	4	9	124 N	Drake	4	1
				50 A	Northwestern	7	1	53 H	Nebraska	3	8	172 H	Iowa	3	4
				50 A	Northwestern	14	5	53 H	Nebraska	4	7	172 H	Iowa	6	5
								54 N	FIU	5	0	172 H	Iowa	8	1
								56 A	South Fla.	3	1	173 N	Omaha	8	0
								81 A	Colorado St.	16	0	174 N	Toledo	10	7
								81 A	Colorado St.	8	1	179 N	Rutgers	5	1
								84 A	UNI	1	0	183 N	Binghamton	9	1
								90 N	Hofstra	7	5	189 N	Sam Houston St.	14	3
								90 N	Hofstra	4	0	190 N	Saint Joseph's	3	2
								92 N	La.-Monroe	5	2	197 N	Princeton	16	2
												215 N	Maine	10	6
												215 N	Maine	4	2
												215 N	Maine	15	5
				LAST 10 GAMES											
				172 H	Iowa	6	5	53 H	Nebraska	4	7				
				172 H	Iowa	3	4	50 A	Northwestern	7	1				
				172 H	Iowa	8	1	50 A	Northwestern	4	5				
				53 H	Nebraska	4	9	50 A	Northwestern	14	5				
				53 H	Nebraska	3	8	46 A	Louisville	10	1				

Non-Div. I Games:

Wisconsin

Northwestern

Average RPI Win: 112		WON-LOST	WINNING	LAST 10	STRENGTH OF		OPP. STRENGTH	TEAM	ADJ	CONF.	ADJ CONF.
Average RPI Loss: 37		RECORD	PCT. RANK	GAMES	SCHEDULE		OF SCHEDULE	RPI	RPI	RPI	RPI
DIV. I ONLY		15-20-0	.42857	172	4-6-0		10	17	55	.57211	50
DIV. I NON-CONF.		12-14-0	.46154	154	1-0-0		1	6	41	.58797	39
TOTALS		RPI 1-25	RPI 26-50		W-L RECORDS		RPI 51-100		RPI 101-150		RPI 150+
15-20-0		2-11-0	3-4-0		OVERALL		3-3-0		1-1-0		6-1-0
4-3-0		0-0-0	1-2-0		HOME		0-0-0		0-0-0		3-1-0
3-6-0		0-6-0	0-0-0		AWAY		0-0-0		0-0-0		3-0-0
8-11-0		2-5-0	2-2-0		NEUTRAL		3-3-0		1-1-0		0-0-0
12-14-0		2-8-0	2-2-0		NON-CONFERENCE		3-3-0		1-1-0		4-0-0
1-0-0		0-0-0	0-0-0		HOME		0-0-0		0-0-0		1-0-0
3-3-0		0-3-0	0-0-		AWAY		0-0-0		0-0-0		3-0-0
8-11-0		2-5-0	2-2-0		NEUTRAL		3-3-0		1-1-0		0-0-0
3-6-0		0-3-0	1-2-0		CONFERENCE		0-0-0		0-0-0		2-1-0
3-3-0		0-0-0	1-2-0		HOME		0-0-0		0-0-0		2-1-0
0-3-0		0-3-0	0-0-0		AWAY		0-0-0		0-0-0		0-0-0
0-0-0		0-0-0	0-0-0		NEUTRAL		0-0-0		0-0-0		0-0-0
RPI S	Opponent	Score		RPI S	Opponent	Score		RPI S	Opponent	Score	
1 A	Arizona	3	11	30 N	Tulsa	3	2	51 N	Fordham	3	4
3 N	Florida	4	7	35 N	Pittsburgh	1	2	57 N	CSUN	5	7
6 A	Florida St.	2	3	35 N	Pittsburgh	4	6	69 N	Grand Canyon	4	2
6 A	Florida St.	0	7	42 N	Fresno St.	5	3	78 N	Long Beach St.	10	2
7 N	Washington	0	3	49 H	Wisconsin	5	14	78 N	Long Beach St.	1	2
7 N	Washington	3	6	49 H	Wisconsin	5	4	93 N	Houston	3	1
9 N	Baylor	6	7	49 H	Wisconsin	1	7				
15 A	Michigan	0	10								
15 A	Michigan	0	4								
15 A	Michigan	0	6								
17 N	California	3	2								
21 N	Georgia	0	2								
22 N	South Carolina	6	4								
				LAST 10 GAMES							
				164 H	Maryland	4	5	15 A	Michigan	0	10
				164 H	Maryland	11	4	158 H	Ill.-Chicago	10	4
				164 H	Maryland	6	5	49 H	Wisconsin	1	7
				15 A	Michigan	0	4	49 H	Wisconsin	5	4
				15 A	Michigan	0	6	49 H	Wisconsin	5	14

Non-Div. I Games:

Northwestern

Average RPI Win:		161	WON-LOST		WINNING		LAST 10		STRENGTH OF		OPP. STRENGTH		TEAM		ADJ		CONF.		ADJ CONF.					
Average RPI Loss:		91	RECORD		PCT. RANK		GAMES		SCHEDULE		OF SCHEDULE		RPI		RPI		RPI		RPI					
DIV. I ONLY			29-9-0		.76316		24		8-2-0		173		95		54		.57093		51		24		23	
DIV. I NON-CONF.			22-7-0		.75862		38		2-0-0		73		67		32		.59819		31		24		24	
TOTALS		RPI 1-25		RPI 26-50		W-L RECORDS		RPI 51-100		RPI 101-150		RPI 150+												
29-9-0		1-2-0		3-0-0		OVERALL		5-4-0		3-1-0		17-2-0												
7-2-0		0-0-0		0-0-0		HOME		0-1-0		0-0-0		7-1-0												
5-4-0		0-1-0		1-0-0		AWAY		0-1-0		2-1-0		2-1-0												
17-3-0		1-1-0		2-0-0		NEUTRAL		5-2-0		1-0-0		8-0-0												
22-7-0		1-2-0		3-0-0		NON-CONFERENCE		5-4-0		3-1-0		10-0-0												
2-1-0		0-0-0		0-0-0		HOME		0-1-0		0-0-0		2-0-0												
3-3-0		0-1-0		1-0-		AWAY		0-1-0		2-1-0		0-0-0												
17-3-0		1-1-0		2-0-0		NEUTRAL		5-2-0		1-0-0		8-0-0												
7-2-0		0-0-0		0-0-0		CONFERENCE		0-0-0		0-0-0		7-2-0												
5-1-0		0-0-0		0-0-0		HOME		0-0-0		0-0-0		5-1-0												
2-1-0		0-0-0		0-0-0		AWAY		0-0-0		0-0-0		2-1-0												
0-0-0		0-0-0		0-0-0		NEUTRAL		0-0-0		0-0-0		0-0-0												
RPI	S	Opponent		Score		RPI	S	Opponent		Score		RPI	S	Opponent		Score								
1	A	Arizona		1	8	30	N	Tulsa		7	6	54	A	FIU		2	4							
3	N	Florida		0	4	37	A	Fla. Atlantic		7	0	57	N	CSUN		4	3							
9	N	Baylor		1	0	50	N	Northwestern		4	3	59	N	Illinois St.		6	7							
												64	N	Saint Francis (PA)		3	5							
												64	N	Saint Francis (PA)		6	1							
												82	N	Ga. Southern		7	0							
												90	H	Hofstra		2	3							
												95	N	Ball St.		2	1							
												100	N	Elon		10	2							
														Saint Joseph's		0	2							
														Saint Joseph's		4	3							
														Saint Joseph's		7	0							
														Seton Hall		5	0							
														Oakland		2	0							
														Fairfield		2	1							
														George Mason		5	3							
														George Mason		5	2							
														George Mason		1	2							
														Rhode Island		9	0							
														Rhode Island		11	0							
														Rhode Island		14	0							
														Bryant		8	0							
														Bryant		16	0							
														Stony Brook		13	0							
														Brown		13	2							
LAST 10 GAMES																								
						239	A	George Mason		1	2	190	H	Saint Joseph's		0	2							
						239	A	George Mason		5	3	266	H	Stony Brook		13	0							
						239	A	George Mason		5	2	190	H	Seton Hall		5	0							
						190	H	Saint Joseph's		4	3	244	H	Rhode Island		9	0							
						190	H	Saint Joseph's		7	0	244	H	Rhode Island		11	0							

Non-Div. I Games:

Fordham

Average RPI Win:		118	WON-LOST RECORD		WINNING PCT. RANK	LAST 10 GAMES	STRENGTH OF SCHEDULE		OPP. STRENGTH OF SCHEDULE	TEAM RPI	ADJ RPI	CONF. RPI	ADJ CONF. RPI				
Average RPI Loss:		78															
DIV. I ONLY			23-13-0		.63889	63	8-2-0		60	56	50	.57065	52	4	4		
DIV. I NON-CONF.			15-10-0		.6	90	2-0-0		48	101	64	.55658	63	4	4		
TOTALS		RPI 1-25		RPI 26-50		W-L RECORDS		RPI 51-100		RPI 101-150		RPI 150+					
23-13-0		1-2-0		5-2-0		OVERALL		4-5-0		7-3-0		6-1-0					
5-1-0		0-0-0		2-1-0		HOME		2-0-0		0-0-0		1-0-0					
7-6-0		1-1-0		2-1-0		AWAY		1-2-0		2-2-0		1-0-0					
11-6-0		0-1-0		1-0-0		NEUTRAL		1-3-0		5-1-0		4-1-0					
15-10-0		1-2-0		1-0-0		NON-CONFERENCE		2-5-0		5-2-0		6-1-0					
1-0-0		0-0-0		0-0-0		HOME		0-0-0		0-0-0		1-0-0					
3-4-0		1-1-0		0-0-		AWAY		1-2-0		0-1-0		1-0-0					
11-6-0		0-1-0		1-0-0		NEUTRAL		1-3-0		5-1-0		4-1-0					
8-3-0		0-0-0		4-2-0		CONFERENCE		2-0-0		2-1-0		0-0-0					
4-1-0		0-0-0		2-1-0		HOME		2-0-0		0-0-0		0-0-0					
4-2-0		0-0-0		2-1-0		AWAY		0-0-0		2-1-0		0-0-0					
0-0-0		0-0-0		0-0-0		NEUTRAL		0-0-0		0-0-0		0-0-0					
RPI	S	Opponent		Score		RPI	S	Opponent		Score		RPI	S	Opponent		Score	
1	A	Arizona		2	12	35	A	Pittsburgh		4	2	54	N	FIU		1	2
20	N	James Madison		0	1	35	A	Pittsburgh		2	4	56	A	South Fla.		4	6
23	A	Arizona St.		3	2	35	A	Pittsburgh		3	2	62	N	South Ala.		2	3
						46	H	Louisville		3	1	71	H	Syracuse		2	1
						46	H	Louisville		6	2	71	H	Syracuse		2	1
						46	H	Louisville		3	5	90	N	Hofstra		1	3
						49	N	Wisconsin		4	1	93	A	Houston		3	7
												93	A	Houston		12	4
												95	N	Ball St.		6	4

Non-Div. I Games:

Boston College

Average RPI Win:		125	WON-LOST RECORD		WINNING PCT. RANK		LAST 10 GAMES		STRENGTH OF SCHEDULE		OPP. STRENGTH OF SCHEDULE		TEAM RPI		ADJ RPI		CONF. RPI		ADJ CONF. RPI				
DIV. I ONLY			16-20-0		.44444 164		8-2-0		9		28		51		.56912 53		6		6				
DIV. I NON-CONF.			10-17-0		.37037 205		2-0-0		10		4		79		.54312 75		5		5				
TOTALS		RPI 1-25		RPI 26-50				W-L RECORDS				RPI 51-100				RPI 101-150				RPI 150+			
16-20-0		0-14-0		5-3-0				OVERALL				0-1-0				4-1-0				7-1-0			
6-3-0		0-3-0		0-0-0				HOME				0-0-0				3-0-0				3-0-0			
6-7-0		0-5-0		3-1-0				AWAY				0-1-0				0-0-0				3-0-0			
4-10-0		0-6-0		2-2-0				NEUTRAL				0-0-0				1-1-0				1-1-0			
10-17-0		0-11-0		2-3-0				NON-CONFERENCE				0-1-0				4-1-0				4-1-0			
6-0-0		0-0-0		0-0-0				HOME				0-0-0				3-0-0				3-0-0			
0-7-0		0-5-0		0-0-				AWAY				0-1-0				0-0-0				0-0-0			
4-10-0		0-6-0		2-2-0				NEUTRAL				0-0-0				1-1-0				1-1-0			
6-3-0		0-3-0		3-0-0				CONFERENCE				0-0-0				0-0-0				3-0-0			
0-3-0		0-3-0		0-0-0				HOME				0-0-0				0-0-0				0-0-0			
6-0-0		0-0-0		3-0-0				AWAY				0-0-0				0-0-0				3-0-0			
0-0-0		0-0-0		0-0-0				NEUTRAL				0-0-0				0-0-0				0-0-0			
RPI	S	Opponent		Score		RPI	S	Opponent		Score		RPI	S	Opponent		Score		RPI	S	Opponent		Score	
2	N	Auburn		2	3	26	N	Missouri		4	1	65	A	Wichita St.		5	7	120	N	Lamar University		9	10
6	A	Florida St.		0	8	27	A	Arkansas		0	2							120	N	Lamar University		8	6
6	A	Florida St.		0	9	35	N	Pittsburgh		1	9							140	H	New Mexico St.		4	1
7	N	Washington		5	7	35	N	Pittsburgh		2	6							140	H	New Mexico St.		7	6
11	N	Tennessee		0	5	45	N	Oregon St.		10	6							140	H	New Mexico St.		9	3
13	H	Minnesota		4	5	49	A	Wisconsin		7	4							163	H	Iowa St.		2	1
13	H	Minnesota		0	16	49	A	Wisconsin		8	3							163	H	Iowa St.		5	3
13	H	Minnesota		1	8	49	A	Wisconsin		9	4							173	H	Omaha		15	11
14	N	Oklahoma		0	6													179	A	Rutgers		15	12
16	N	BYU		1	12													179	A	Rutgers		7	2
17	N	California		0	2													179	A	Rutgers		7	4
23	A	Arizona St.		0	6													206	N	IUPUI		1	9
23	A	Arizona St.		1	12													206	N	IUPUI		6	1
23	A	Arizona St.		1	10																		
						LAST 10 GAMES																	
						179	A	Rutgers		7	2	49	A	Wisconsin		9	4						
						179	A	Rutgers		15	12	49	A	Wisconsin		8	3						
						179	A	Rutgers		7	4	49	A	Wisconsin		7	4						
						163	H	Iowa St.		2	1	13	H	Minnesota		1	8						
						163	H	Iowa St.		5	3	13	H	Minnesota		4	5						

Non-Div. I Games:

Nebraska

FIU

Average RPI Win:		156	WON-LOST		WINNING		LAST 10		STRENGTH OF		OPP. STRENGTH		TEAM		ADJ		CONF.		ADJ CONF.	
Average RPI Loss:		76	RECORD		PCT. RANK		GAMES		SCHEDULE		OF SCHEDULE		RPI		RPI		RPI		RPI	
DIV. I ONLY			32-10-0		.7619		26		6-4-0		175		71		52		.56715		54	
DIV. I NON-CONF.			24-6-0		.8		27		1-0-0		207		102		54		.56958		53	
TOTALS		RPI 1-25		RPI 26-50		W-L RECORDS		RPI 51-100		RPI 101-150		RPI 150+								
32-10-0		0-1-0		1-4-0		OVERALL		8-2-0		4-2-0		19-1-0								
14-1-0		0-0-0		0-0-0		HOME		6-1-0		1-0-0		7-0-0								
6-5-0		0-1-0		1-2-0		AWAY		0-0-0		2-2-0		3-0-0								
12-4-0		0-0-0		0-2-0		NEUTRAL		2-1-0		1-0-0		9-1-0								
24-6-0		0-1-0		0-2-0		NON-CONFERENCE		5-2-0		3-0-0		16-1-0								
11-1-0		0-0-0		0-0-0		HOME		3-1-0		1-0-0		7-0-0								
1-1-0		0-1-0		0-0-		AWAY		0-0-0		1-0-0		0-0-0								
12-4-0		0-0-0		0-2-0		NEUTRAL		2-1-0		1-0-0		9-1-0								
8-4-0		0-0-0		1-2-0		CONFERENCE		3-0-0		1-2-0		3-0-0								
3-0-0		0-0-0		0-0-0		HOME		3-0-0		0-0-0		0-0-0								
5-4-0		0-0-0		1-2-0		AWAY		0-0-0		1-2-0		3-0-0								
0-0-0		0-0-0		0-0-0		NEUTRAL		0-0-0		0-0-0		0-0-0								
RPI	S	Opponent		Score		RPI	S	Opponent		Score		RPI	S	Opponent		Score				
3	A	Florida		0 5		34	N	Notre Dame		3 5		51	H	Fordham		4 2				
						37	A	Fla. Atlantic		1 4		52	N	Boston College		2 1				
						37	A	Fla. Atlantic		2 5		70	H	North Texas		1 0				
						37	A	Fla. Atlantic		5 1		70	H	North Texas		8 3				
						49	N	Wisconsin		0 5		70	H	North Texas		2 1				
												72	H	Memphis		2 3				
												72	H	Memphis		12 4				
												72	H	Memphis		3 2				
												90	N	Hofstra		0 2				
												95	N	Ball St.		6 2				
													</							

Non-Div. I Games:

FIU

Average RPI Win: 137		WON-LOST RECORD		WINNING PCT. RANK		LAST 10 GAMES		STRENGTH OF SCHEDULE		OPP. STRENGTH OF SCHEDULE		TEAM RPI		ADJ RPI		CONF. RPI		ADJ CONF. RPI					
DIV. I ONLY		24-19-0		.55814 101		5-5-0		44		66		61		.56478 56		9		8					
DIV. I NON-CONF.		20-15-0		.57143 104		1-1-0		20		71		55		.572 50		6		6					
TOTALS		RPI 1-25		RPI 26-50		W-L RECORDS		RPI 51-100		RPI 101-150		RPI 150+											
24-19-0		1-5-0		1-7-0		OVERALL		6-2-0		7-1-0		9-4-0											
16-10-0		1-2-0		0-4-0		HOME		3-1-0		7-1-0		5-2-0											
2-2-0		0-1-0		0-0-0		AWAY		1-0-0		0-0-0		1-1-0											
6-7-0		0-2-0		1-3-0		NEUTRAL		2-1-0		0-0-0		3-1-0											
20-15-0		1-5-0		1-4-0		NON-CONFERENCE		6-2-0		4-1-0		8-3-0											
13-7-0		1-2-0		0-1-0		HOME		3-1-0		4-1-0		5-2-0											
1-1-0		0-1-0		0-0-		AWAY		1-0-0		0-0-0		0-0-0											
6-7-0		0-2-0		1-3-0		NEUTRAL		2-1-0		0-0-0		3-1-0											
4-4-0		0-0-0		0-3-0		CONFERENCE		0-0-0		3-0-0		1-1-0											
3-3-0		0-0-0		0-3-0		HOME		0-0-0		3-0-0		0-0-0											
1-1-0		0-0-0		0-0-0		AWAY		0-0-0		0-0-0		1-1-0											
0-0-0		0-0-0		0-0-0		NEUTRAL		0-0-0		0-0-0		0-0-0											
RPI	S	Opponent		Score		RPI	S	Opponent		Score		RPI	S	Opponent		Score		RPI	S	Opponent		Score	
2	H	Auburn		0	4	26	N	Missouri		4	13	52	H	Boston College		6	4	123	H	East Carolina		9	7
3	A	Florida		0	8	30	H	Tulsa		0	5	59	H	Illinois St.		5	4	123	H	East Carolina		7	6
3	H	Florida		0	8	30	H	Tulsa		3	7	61	H	Georgia St.		1	0	123	H	East Carolina		3	0
15	H	Michigan		6	4	30	H	Tulsa		0	5	71	H	Syracuse		1	2	131	H	Delaware		6	4
20	N	James Madison		0	5	36	N	Ole Miss		0	8	73	N	Central Mich.		2	4	136	H	Jacksonville		9	6
25	N	Illinois		3	7	36	N	Ole Miss		1	12	90	N	Hofstra		7	5	143	H	Purdue		0	2
						39	N	Oklahoma St.		12	4	91	A	Stetson		6	3	144	H	Army West Point		11	1
						49	H	Wisconsin		1	3	95	N	Ball St.		6	2	147	H	North Dakota St.		7	0
																		153	N	Towson		9	3
																		160	A	UConn		0	1
																		160	A	UConn		9	0
																		165	H	Villanova		0	5
																		176	N	Butler		1	5
																		183	N	Binghamton		10	0
																		190	H	Saint Joseph's		11	9
																		204	H	Penn		2	3
																		210	N	Colgate		10	0
																		222	H	Eastern Mich.		4	0
																		224	H	Florida A&M		4	3
																		252	H	Central Conn. St.		9	2
																		262	H	Yale		4	3
LAST 10 GAMES																							
						123	H	East Carolina		9	7	30	H	Tulsa		0	5						
						123	H	East Carolina		7	6	30	H	Tulsa		3	7						
						123	H	East Carolina		3	0	30	H	Tulsa		0	5						
						160	A	UConn		9	0	3	A	Florida		0	8						
						160	A	UConn		0	1	224	H	Florida A&M		4	3						

Non-Div. I Games:

South Fla.

CSUN

Average RPI Win:		154	WON-LOST RECORD		WINNING PCT. RANK		LAST 10 GAMES		STRENGTH OF SCHEDULE		OPP. STRENGTH OF SCHEDULE		TEAM RPI		ADJ RPI		CONF. RPI		ADJ CONF. RPI	
DIV. I ONLY			24-13-0		.64865 60		8-2-0		76		75		53		.56449 57		10		10	
DIV. I NON-CONF.			20-11-0		.64516 72		4-0-0		77		100		62		.5604 62		8		8	
TOTALS		RPI 1-25		RPI 26-50		W-L RECORDS		RPI 51-100		RPI 101-150		RPI 150+								
24-13-0		0-4-0		1-2-0		OVERALL		9-5-0		1-1-0		13-1-0								
11-2-0		0-1-0		0-0-0		HOME		5-1-0		0-0-0		6-0-0								
6-3-0		0-1-0		0-0-0		AWAY		3-2-0		1-0-0		2-0-0								
7-8-0		0-2-0		1-2-0		NEUTRAL		1-2-0		0-1-0		5-1-0								
20-11-0		0-4-0		1-2-0		NON-CONFERENCE		5-3-0		1-1-0		13-1-0								
8-2-0		0-1-0		0-0-0		HOME		2-1-0		0-0-0		6-0-0								
5-1-0		0-1-0		0-0-		AWAY		2-0-0		1-0-0		2-0-0								
7-8-0		0-2-0		1-2-0		NEUTRAL		1-2-0		0-1-0		5-1-0								
4-2-0		0-0-0		0-0-0		CONFERENCE		4-2-0		0-0-0		0-0-0								
3-0-0		0-0-0		0-0-0		HOME		3-0-0		0-0-0		0-0-0								
1-2-0		0-0-0		0-0-0		AWAY		1-2-0		0-0-0		0-0-0								
0-0-0		0-0-0		0-0-0		NEUTRAL		0-0-0		0-0-0		0-0-0								
RPI	S	Opponent		Score		RPI	S	Opponent		Score		RPI	S	Opponent		Score				
1	A	Arizona		0	6	27	N	Arkansas		7	8	51	N	Fordham		3	4			
1	H	Arizona		1	10	30	N	Tulsa		4	7	67	H	Hawaii		3	2			
7	N	Washington		0	8	50	N	Northwestern		7	5	67	H	Hawaii		6	5			
9	N	Baylor		0	9							67	H	Hawaii		5	2			
												77	H	Murray St.		11	0			
												77	H	Murray St.		14	7			
												78	A	Long Beach St.		1	2			
												78	A	Long Beach St.		1	3			
												78	A	Long Beach St.		10	1			
												83	A	Boise St.		1	0			
												83	A	Boise St.		16	1			
												88	H	Weber St.		3	5			
												88	N	Weber St.		11	14			
												88	N	Weber St.		5	0			
														258 A CSU Bakersfield		10	2			
														258 A CSU Bakersfield		9	2			
														258 H CSU Bakersfield		10	3			
				LAST 10 GAMES																
				67	H	Hawaii	5	2	78	A	Long Beach St.	1	2							
				67	H	Hawaii	3	2	258	A	CSU Bakersfield	10	2							
				67	H	Hawaii	6	5	258	A	CSU Bakersfield	9	2							
				78	A	Long Beach St.	10	1	77	H	Murray St.	14	7							
				78	A	Long Beach St.	1	3	77	H	Murray St.	11	0							

Non-Div. I Games:

CSUN

Average RPI Win:	156	WON-LOST	WINNING	LAST 10	STRENGTH OF	OPP. STRENGTH	TEAM	ADJ	CONF.	ADJ CONF.	
Average RPI Loss:	88	RECORD	PCT. RANK	GAMES	SCHEDULE	OF SCHEDULE	RPI	RPI	RPI	RPI	
DIV. I ONLY	26-10-0	.72222	35	6-4-0	135	104	56	.56418	58	16	16
DIV. I NON-CONF.	17-6-0	.73913	45	0-0-0	133	75	47	.57331	48	18	18
<hr/>											
TOTALS	RPI 1-25	RPI 26-50		W-L RECORDS		RPI 51-100		RPI 101-150		RPI 150+	
26-10-0	0-2-0	2-1-0		OVERALL		3-4-0		6-2-0		15-1-0	
4-2-0	0-0-0	0-0-0		HOME		1-2-0		0-0-0		3-0-0	
6-6-0	0-2-0	1-1-0		AWAY		1-0-0		1-2-0		3-1-0	
16-2-0	0-0-0	1-0-0		NEUTRAL		1-2-0		5-0-0		9-0-0	
<hr/>											
17-6-0	0-2-0	2-1-0		NON-CONFERENCE		2-2-0		3-1-0		10-0-0	
0-0-0	0-0-0	0-0-0		HOME		0-0-0		0-0-0		0-0-0	
3-4-0	0-2-0	1-0-		AWAY		1-0-0		0-1-0		1-0-0	
14-2-0	0-0-0	1-0-0		NEUTRAL		1-2-0		3-0-0		9-0-0	
<hr/>											
9-4-0	0-0-0	0-0-0		CONFERENCE		1-2-0		3-1-0		5-1-0	
4-2-0	0-0-0	0-0-0		HOME		1-2-0		0-0-0		3-0-0	
3-2-0	0-0-0	0-0-0		AWAY		0-0-0		1-1-0		2-1-0	
2-0-0	0-0-0	0-0-0		NEUTRAL		0-0-0		2-0-0		0-0-0	
<hr/>											
RPI S	Opponent	Score	RPI S	Opponent	Score	RPI S	Opponent	Score	RPI S	Opponent	Score
11 A	Tennessee	1 2	46 A	Louisville	1 2	76 A	Col. of Charleston	2 1	101 A	Western Ky.	2 6
22 A	South Carolina	0 10	47 N	Jacksonville St.	1 0	84 N	UNI	0 8	103 N	Charlotte	6 3
			48 A	USC Upstate	3 2	84 N	UNI	0 2	115 A	Kent St.	1 7
						94 N	Bradley	16 2	115 A	Kent St.	6 0
						95 H	Ball St.	3 2	125 N	Northern Ill.	4 3
						95 H	Ball St.	2 3	125 N	Northern Ill.	3 2
						95 H	Ball St.	2 3	131 N	Delaware	9 4
									135 N	Southeastern La.	5 2
									161 N	Longwood	5 0
									161 N	Longwood	5 0
									174 H	Toledo	10 1
									174 H	Toledo	8 7
									174 H	Toledo	3 2
									179 N	Rutgers	8 5
									179 N	Rutgers	9 3
									193 A	Dayton	10 2
									208 N	Wright St.	14 6
									216 N	Presbyterian	3 0
									225 A	Western Mich.	6 4
									225 A	Western Mich.	9 1
									225 A	Western Mich.	0 2
									226 N	Western Caro.	2 0
									226 N	Western Caro.	10 0
									246 N	Lafayette	8 0
			LAST 10 GAMES								
			95 H	Ball St.	3 2	225 A	Western Mich.	0 2			
			95 H	Ball St.	2 3	225 A	Western Mich.	6 4			
			95 H	Ball St.	2 3	225 A	Western Mich.	9 1			
			115 A	Kent St.	1 7	174 H	Toledo	3 2			
			115 A	Kent St.	6 0	174 H	Toledo	8 7			

Non-Div. I Games:

Ohio

Average RPI Win: 132		WON-LOST	WINNING	LAST 10	STRENGTH OF		OPP. STRENGTH	TEAM	ADJ	CONF.	ADJ CONF.
Average RPI Loss: 56		RECORD	PCT. RANK	GAMES	SCHEDULE		OF SCHEDULE	RPI	RPI	RPI	RPI
DIV. I ONLY		19-16-0	.54286	109	5-4-0		31	53	57	.56344	59
DIV. I NON-CONF.		10-13-0	.43478	172	0-1-0		15	17	75	.54628	73
TOTALS		RPI 1-25	RPI 26-50		W-L RECORDS		RPI 51-100		RPI 101-150		RPI 150+
19-16-0		0-7-0	2-2-0		OVERALL		4-2-0		5-4-0		8-1-0
4-2-0		0-0-0	0-0-0		HOME		0-0-0		4-2-0		0-0-0
5-8-0		0-3-0	0-2-0		AWAY		2-2-0		0-1-0		3-0-0
10-6-0		0-4-0	2-0-0		NEUTRAL		2-0-0		1-1-0		5-1-0
10-13-0		0-7-0	2-2-0		NON-CONFERENCE		2-1-0		1-2-0		5-1-0
0-0-0		0-0-0	0-0-0		HOME		0-0-0		0-0-0		0-0-0
0-7-0		0-3-0	0-0-		AWAY		0-1-0		0-1-0		0-0-0
10-6-0		0-4-0	2-0-0		NEUTRAL		2-0-0		1-1-0		5-1-0
9-3-0		0-0-0	0-0-0		CONFERENCE		2-1-0		4-2-0		3-0-0
4-2-0		0-0-0	0-0-0		HOME		0-0-0		4-2-0		0-0-0
5-1-0		0-0-0	0-0-0		AWAY		2-1-0		0-0-0		3-0-0
0-0-0		0-0-0	0-0-0		NEUTRAL		0-0-0		0-0-0		0-0-0
RPI S	Opponent	Score	RPI S	Opponent	Score	RPI S	Opponent	Score	RPI S	Opponent	Score
3 N	Florida	0 9	26 N	Missouri	7 3	51 N	Fordham	7 6	101 A	Western Ky.	2 8
10 A	LSU	2 10	37 A	Fla. Atlantic	1 2	56 A	South Fla.	4 5	110 H	Southern Ill.	5 7
13 N	Minnesota	3 7	37 A	Fla. Atlantic	5 7	65 A	Wichita St.	3 11	110 H	Southern Ill.	8 7
15 N	Michigan	2 4	37 N	Fla. Atlantic	2 1	65 A	Wichita St.	8 3	110 H	Southern Ill.	7 12
23 A	Arizona St.	1 7				65 A	Wichita St.	5 3	112 N	Troy	1 5
25 A	Illinois	3 5				87 N	St. John's (NY)	2 1	131 N	Delaware	19 13
25 N	Illinois	2 4							149 H	Loyola Chicago	3 1
									149 H	Loyola Chicago	15 0
									149 H	Loyola Chicago	2 1
									156 N	LIU Brooklyn	2 4
									167 A	Indiana St.	8 1
									167 A	Indiana St.	10 3
									167 A	Indiana St.	9 3
									171 N	Austin Peay	7 2
									179 N	Rutgers	13 2
									206 N	IUPUI	10 1
									208 N	Wright St.	3 0
									230 N	Fairfield	5 3
			LAST 10 GAMES								
			149 H	Loyola Chicago	15 0	110 H	Southern Ill.	7 12			
			149 H	Loyola Chicago	3 1	25 A	Illinois	3 5			
			149 H	Loyola Chicago	2 1	65 A	Wichita St.	3 11			
			110 H	Southern Ill.	5 7	65 A	Wichita St.	5 3			
			110 H	Southern Ill.	8 7	65 A	Wichita St.	8 3			

Non-Div. I Games:

Illinois St.

Average RPI Win:	140	WON-LOST	WINNING	LAST 10	STRENGTH OF	OPP. STRENGTH	TEAM	ADJ	CONF.	ADJ CONF.		
Average RPI Loss:	58	RECORD	PCT. RANK	GAMES	SCHEDULE	OF SCHEDULE	RPI	RPI	RPI	RPI		
DIV. I ONLY		20-14-0	.58824	85	5-5-0	52	59	59	.56299	60	8	9
DIV. I NON-CONF.		16-9-0	.64	74	1-0-0	72	58	61	.56489	59	10	10
<hr/>												
TOTALS	RPI 1-25	RPI 26-50		W-L RECORDS		RPI 51-100		RPI 101-150		RPI 150+		
20-14-0	1-4-0	2-3-0		OVERALL		5-6-0		4-0-0		8-1-0		
10-7-0	0-3-0	1-2-0		HOME		2-2-0		3-0-0		4-0-0		
1-4-0	0-0-0	0-0-0		AWAY		1-4-0		0-0-0		0-0-0		
9-3-0	1-1-0	1-1-0		NEUTRAL		2-0-0		1-0-0		4-1-0		
16-9-0	1-4-0	1-1-0		NON-CONFERENCE		2-3-0		4-0-0		8-1-0		
7-4-0	0-3-0	0-0-0		HOME		0-1-0		3-0-0		4-0-0		
0-2-0	0-0-0	0-0-		AWAY		0-2-0		0-0-0		0-0-0		
9-3-0	1-1-0	1-1-0		NEUTRAL		2-0-0		1-0-0		4-1-0		
4-5-0	0-0-0	1-2-0		CONFERENCE		3-3-0		0-0-0		0-0-0		
3-3-0	0-0-0	1-2-0		HOME		2-1-0		0-0-0		0-0-0		
1-2-0	0-0-0	0-0-0		AWAY		1-2-0		0-0-0		0-0-0		
0-0-0	0-0-0	0-0-0		NEUTRAL		0-0-0		0-0-0		0-0-0		
RPI	S	Opponent	Score	RPI	S	Opponent	Score	RPI	S	Opponent	Score	
5	H	UCLA	0 8	34	N	Notre Dame	2 5	63	H	McNeese	6 7	
6	N	Florida St.	4 6	39	N	Oklahoma St.	17 5	68	A	Cal St. Fullerton	0 2	
7	H	Washington	5 6	42	H	Fresno St.	6 7	75	N	Stanford	5 4	
16	H	BYU	1 5	42	H	Fresno St.	6 3	78	A	Long Beach St.	1 5	
18	N	Utah	3 2	42	H	Fresno St.	7 10	81	A	Colorado St.	9 4	
								81	A	Colorado St.	5 11	
								81	A	Colorado St.	4 7	
								88	N	Weber St.	16 7	
								89	H	San Jose St.	5 3	
								89	H	San Jose St.	3 5	
								89	H	San Jose St.	7 6	

Non-Div. I Games:

San Diego St.

Average RPI Win:		126	WON-LOST RECORD		WINNING PCT. RANK		LAST 10 GAMES		STRENGTH OF SCHEDULE		OPP. STRENGTH OF SCHEDULE		TEAM RPI		ADJ RPI		CONF. RPI		ADJ CONF. RPI	
DIV. I ONLY			26-13-0		.66667 51		8-2-0		103		55		60		.56256 61		7		7	
DIV. I NON-CONF.			15-9-0		.625 79		1-0-0		154		86		83		.53818 81		9		9	
TOTALS		RPI 1-25		RPI 26-50		W-L RECORDS		RPI 51-100		RPI 101-150		RPI 150+								
26-13-0		1-1-0		4-2-0		OVERALL		4-3-0		6-4-0		11-3-0								
11-6-0		1-1-0		1-0-0		HOME		3-0-0		2-2-0		4-3-0								
6-6-0		0-0-0		3-2-0		AWAY		0-2-0		1-2-0		2-0-0								
9-1-0		0-0-0		0-0-0		NEUTRAL		1-1-0		3-0-0		5-0-0								
15-9-0		1-1-0		2-1-0		NON-CONFERENCE		1-3-0		3-1-0		8-3-0								
3-5-0		1-1-0		1-0-0		HOME		0-0-0		0-1-0		1-3-0								
3-3-0		0-0-0		1-0-		AWAY		0-2-0		0-0-0		2-0-0								
9-1-0		0-0-0		0-0-0		NEUTRAL		1-1-0		3-0-0		5-0-0								
11-4-0		0-0-0		2-1-0		CONFERENCE		3-0-0		3-3-0		3-0-0								
8-1-0		0-0-0		0-0-0		HOME		3-0-0		2-1-0		3-0-0								
3-3-0		0-0-0		2-1-0		AWAY		0-0-0		1-2-0		0-0-0								
0-0-0		0-0-0		0-0-0		NEUTRAL		0-0-0		0-0-0		0-0-0								
RPI	S	Opponent		Score		RPI	S	Opponent		Score		RPI	S	Opponent		Score				
25	H	Illinois		0 6		28	A	Texas St.		5 7		56	A	South Fla.		0 1				
25	H	Illinois		13 4		28	A	Texas St.		5 3		62	H	South Ala.		2 0				
						28	A	Texas St.		4 0		62	H	South Ala.		4 3				
						33	A	Mississippi St.		0 4		62	H	South Ala.		11 3				
						33	A	Mississippi St.		3 1		71	N	Syracuse		2 5				
						43	H	Kennesaw St.		6 4		73	N	Central Mich.		6 4				
												79	A	North Florida		6 7				

Non-Div. I Games:

Georgia St.

Average RPI Win: 160		WON-LOST RECORD		WINNING PCT. RANK		LAST 10 GAMES		STRENGTH OF SCHEDULE		OPP. STRENGTH OF SCHEDULE		TEAM RPI		ADJ RPI		CONF. RPI		ADJ CONF. RPI	
DIV. I ONLY		24-15-0		.61538 72		5-5-0		63		106		62		.56195 62		7		7	
DIV. I NON-CONF.		18-5-0		.78261 31		1-0-0		183		124		57		.56843 55		9		9	
TOTALS		RPI 1-25		RPI 26-50		W-L RECORDS		RPI 51-100		RPI 101-150		RPI 150+							
24-15-0		0-2-0		1-6-0		OVERALL		6-6-0		3-1-0		14-0-0							
17-7-0		0-0-0		1-6-0		HOME		5-1-0		1-0-0		10-0-0							
3-7-0		0-1-0		0-0-0		AWAY		0-5-0		0-1-0		3-0-0							
4-1-0		0-1-0		0-0-0		NEUTRAL		1-0-0		2-0-0		1-0-0							
18-5-0		0-2-0		1-0-0		NON-CONFERENCE		4-2-0		2-1-0		11-0-0							
14-0-0		0-0-0		1-0-0		HOME		3-0-0		0-0-0		10-0-0							
0-4-0		0-1-0		0-0-		AWAY		0-2-0		0-1-0		0-0-0							
4-1-0		0-1-0		0-0-0		NEUTRAL		1-0-0		2-0-0		1-0-0							
6-10-0		0-0-0		0-6-0		CONFERENCE		2-4-0		1-0-0		3-0-0							
3-7-0		0-0-0		0-6-0		HOME		2-1-0		1-0-0		0-0-0							
3-3-0		0-0-0		0-0-0		AWAY		0-3-0		0-0-0		3-0-0							
0-0-0		0-0-0		0-0-0		NEUTRAL		0-0-0		0-0-0		0-0-0							
RPI S	Opponent	Score		RPI S	Opponent	Score		RPI S	Opponent	Score		RPI S	Opponent	Score					
12 A	Alabama	1	3	28 H	Texas St.	0	1	52 N	Boston College	3	2	112 H	Troy	8	0				
20 N	James Madison	0	4	28 H	Texas St.	0	3	61 A	Georgia St.	0	2	118 N	Kansas	2	1				
				28 H	Texas St.	0	5	61 A	Georgia St.	3	4	143 N	Purdue	5	2				
				31 H	Louisiana	3	8	61 A	Georgia St.	3	11	148 A	UAB	3	8				
				31 H	Louisiana	2	4	63 A	McNeese	1	7	159 H	SFA	3	0				
				31 H	Louisiana	4	9	63 H	McNeese	1	0	176 H	Butler	2	0				
				47 H	Jacksonville St.	1	0	77 H	Murray St.	8	3	185 H	Middle Tenn.	1	0				
								85 H	Coastal Caro.	6	1	192 H	Tennessee Tech	2	0				
								85 H	Coastal Caro.	0	2	196 A	Appalachian St.	4	0				
								85 H	Coastal Caro.	6	0	196 A	Appalachian St.	5	3				
								98 A	Southern Miss.	1	2	196 A	Appalachian St.	5	3				
								98 H	Southern Miss.	4	3	198 H	Central Ark.	2	0				
												198 H	Central Ark.	9	3				
												212 H	Houston Baptist	6	1				
												253 H	Alabama St.	8	0				
												255 H	A&M-Corpus Christi	7	0				
												260 N	Bryant	9	3				
												289 H	Jackson St.	11	1				
LAST 10 GAMES																			
				28 H	Texas St.	0	3	196 A	Appalachian St.	4	0								
				28 H	Texas St.	0	5	196 A	Appalachian St.	5	3								
				28 H	Texas St.	0	1	112 H	Troy	8	0								
				98 H	Southern Miss.	4	3	31 H	Louisiana	4	9								
				196 A	Appalachian St.	5	3	31 H	Louisiana	3	8								

Non-Div. I Games:

South Ala.

McNeese

Average RPI Win:	166	WON-LOST RECORD	WINNING PCT. RANK	LAST 10 GAMES	STRENGTH OF SCHEDULE	OPP. STRENGTH OF SCHEDULE	TEAM RPI	ADJ RPI	CONF. RPI	ADJ CONF. RPI				
DIV. I ONLY		28-13-0	.68293	47	8-2-0	127	64	64	.55826	63	17	18		
DIV. I NON-CONF.		13-12-0	.52	124	1-1-0	11	16	44	.57491	45	16	16		
<hr/>														
TOTALS	RPI 1-25	RPI 26-50		W-L RECORDS		RPI 51-100		RPI 101-150		RPI 150+				
28-13-0	1-4-0	0-5-0		OVERALL		7-3-0		3-0-0		17-1-0				
11-3-0	0-0-0	0-1-0		HOME		2-1-0		0-0-0		9-1-0				
9-6-0	0-4-0	0-1-0		AWAY		3-1-0		0-0-0		6-0-0				
8-4-0	1-0-0	0-3-0		NEUTRAL		2-1-0		3-0-0		2-0-0				
13-12-0	1-4-0	0-5-0		NON-CONFERENCE		7-3-0		3-0-0		2-0-0				
2-2-0	0-0-0	0-1-0		HOME		2-1-0		0-0-0		0-0-0				
3-6-0	0-4-0	0-0-		AWAY		3-1-0		0-0-0		0-0-0				
8-4-0	1-0-0	0-3-0		NEUTRAL		2-1-0		3-0-0		2-0-0				
15-1-0	0-0-0	0-0-0		CONFERENCE		0-0-0		0-0-0		15-1-0				
9-1-0	0-0-0	0-0-0		HOME		0-0-0		0-0-0		9-1-0				
6-0-0	0-0-0	0-0-0		AWAY		0-0-0		0-0-0		6-0-0				
0-0-0	0-0-0	0-0-0		NEUTRAL		0-0-0		0-0-0		0-0-0				
<hr/>														
RPI	S	Opponent	Score		RPI	S	Opponent	Score		RPI	S	Opponent	Score	
4	A	Texas A&M	3	10	30	H	Tulsa	2	5	60	A	San Diego St.	7	6
9	A	Baylor	3	9	32	A	Texas	0	4	62	A	South Ala.	0	1
9	A	Baylor	5	6	39	N	Oklahoma St.	5	6	62	H	South Ala.	7	1
10	A	LSU	3	4	39	N	Oklahoma St.	1	5	77	N	Murray St.	5	13
16	N	BYU	6	3	45	N	Oregon St.	2	7	84	N	UNI	6	2
										89	N	San Jose St.	15	11
										92	H	La.-Monroe	0	3
										93	A	Houston	1	0
										96	A	Louisiana Tech	13	7
										98	H	Southern Miss.	4	1
													</	

Non-Div. I Games:

McNeese

Average RPI Win:	170	WON-LOST RECORD	WINNING PCT. RANK	LAST 10 GAMES		STRENGTH OF SCHEDULE	OPP. STRENGTH OF SCHEDULE	TEAM RPI	ADJ RPI	CONF. RPI	ADJ CONF. RPI		
DIV. I ONLY		27-9-0	.75	27	9-1-0	177	123	63	.55761	64	27	27	
DIV. I NON-CONF.		25-9-0	.73529	48	7-1-0	145	110	56	.56576	58	27	27	
<hr/>													
TOTALS	RPI 1-25	RPI 26-50		W-L RECORDS		RPI 51-100		RPI 101-150		RPI 150+			
27-9-0	0-1-0	1-4-0		OVERALL		4-2-0		9-2-0		13-0-0			
0-1-0	0-0-0	0-1-0		HOME		0-0-0		0-0-0		0-0-0			
12-4-0	0-1-0	0-0-0		AWAY		3-1-0		7-2-0		2-0-0			
15-4-0	0-0-0	1-3-0		NEUTRAL		1-1-0		2-0-0		11-0-0			
25-9-0	0-1-0	1-4-0		NON-CONFERENCE		4-2-0		9-2-0		11-0-0			
0-1-0	0-0-0	0-1-0		HOME		0-0-0		0-0-0		0-0-0			
10-4-0	0-1-0	0-0-		AWAY		3-1-0		7-2-0		0-0-0			
15-4-0	0-0-0	1-3-0		NEUTRAL		1-1-0		2-0-0		11-0-0			
2-0-0	0-0-0	0-0-0		CONFERENCE		0-0-0		0-0-0		2-0-0			
0-0-0	0-0-0	0-0-0		HOME		0-0-0		0-0-0		0-0-0			
2-0-0	0-0-0	0-0-0		AWAY		0-0-0		0-0-0		2-0-0			
0-0-0	0-0-0	0-0-0		NEUTRAL		0-0-0		0-0-0		0-0-0			
RPI	S	Opponent	Score	RPI	S	Opponent	Score	RPI	S	Opponent	Score		
9	A	Baylor	4 7	30	N	Tulsa	1 3	51	N	Fordham	5 3		
				30	N	Tulsa	4 0	51	N	Fordham	1 6		
				35	H	Pittsburgh	3 8	70	A	North Texas	11 2		
				41	N	SIUE	2 4	70	A	North Texas	0 2		
				41	N	SIUE	6 8	80	A	Liberty	6 1		
								80	A	Liberty	9 4		
										104	A	UT Arlington	6 3
										104	A	UT Arlington	0 6
										104	A	UT Arlington	5 2
										109	A	Texas Tech	3 1
										109	A	Texas Tech	12 10
										117	A	Campbell	6 3
										117	A	Campbell	7 4
										117	A	Campbell	5 7
										123	A	East Carolina	1 0
										123	N	East Carolina	4 1
										123	N	East Carolina	11 0
										162	N	Massachusetts	3 1
										162	N	Massachusetts	5 4
										242	N	Incarnate Word	7 3
										242	N	Incarnate Word	10 2
										244	N	Rhode Island	6 5
										244	N	Rhode Island	13 1
										279	A	Fairleigh Dickinson	10 1
										279	A	Fairleigh Dickinson	15 0
										281	N	N.C. Central	6 0
										281	N	N.C. Central	10 1
										282	N	Cleveland St.	6 0
										282	N	Cleveland St.	9 0
										283	N	UMES	12 4
				LAST 10 GAMES									
				35	H	Pittsburgh	3 8	123	N	East Carolina	11 0		
				279	A	Fairleigh Dickinson	15 0	109	A	Texas Tech	12 10		
				279	A	Fairleigh Dickinson	10 1	244	N	Rhode Island	13 1		
				123	N	East Carolina	4 1	80	A	Liberty	9 4		
				109	A	Texas Tech	3 1	281	N	N.C. Central	10 1		

Non-Div. I Games:

Saint Francis (PA)

Average RPI Win: 121		WON-LOST	WINNING	LAST 10	STRENGTH OF		OPP. STRENGTH	TEAM	ADJ	CONF.	ADJ CONF.
Average RPI Loss: 88		RECORD	PCT. RANK	GAMES	SCHEDULE		OF SCHEDULE	RPI	RPI	RPI	RPI
DIV. I ONLY		22-14-0	.61111	77	6-4-0		81	54	67	.55553	65
DIV. I NON-CONF.		14-10-0	.58333	96	1-0-0		81	44	71	.54953	70
TOTALS		RPI 1-25	RPI 26-50		W-L RECORDS		RPI 51-100		RPI 101-150		RPI 150+
22-14-0		0-3-0	2-1-0		OVERALL		5-5-0		11-3-0		4-2-0
6-4-0		0-2-0	1-0-0		HOME		2-2-0		3-0-0		0-0-0
8-4-0		0-1-0	1-1-0		AWAY		3-1-0		4-1-0		0-0-0
8-6-0		0-0-0	0-0-0		NEUTRAL		0-2-0		4-2-0		4-2-0
14-10-0		0-3-0	2-1-0		NON-CONFERENCE		2-2-0		6-2-0		4-2-0
2-2-0		0-2-0	1-0-0		HOME		1-0-0		0-0-0		0-0-0
4-2-0		0-1-0	1-0-		AWAY		1-0-0		2-0-0		0-0-0
8-6-0		0-0-0	0-0-0		NEUTRAL		0-2-0		4-2-0		4-2-0
8-4-0		0-0-0	0-0-0		CONFERENCE		3-3-0		5-1-0		0-0-0
4-2-0		0-0-0	0-0-0		HOME		1-2-0		3-0-0		0-0-0
4-2-0		0-0-0	0-0-0		AWAY		2-1-0		2-1-0		0-0-0
0-0-0		0-0-0	0-0-0		NEUTRAL		0-0-0		0-0-0		0-0-0
RPI S	Opponent	Score	RPI S	Opponent	Score	RPI S	Opponent	Score	RPI S	Opponent	Score
10 H	LSU	3 4	30 A	Tulsa	5 3	53 H	Nebraska	7 5	104 A	UT Arlington	15 5
14 H	Oklahoma	3 7	30 H	Tulsa	2 1	59 H	Illinois St.	3 8	107 N	UC Santa Barbara	6 1
23 A	Arizona St.	4 6	39 A	Oklahoma St.	3 11	59 H	Illinois St.	11 3	107 N	UC Santa Barbara	7 3
						59 H	Illinois St.	3 5	109 A	Texas Tech	10 7
						70 N	North Texas	10 14	109 N	Texas Tech	3 4
						70 N	North Texas	2 7	114 N	Nicholls St.	3 2
						93 A	Houston	5 2	114 N	Nicholls St.	5 0
						94 A	Bradley	0 1	124 H	Drake	10 0
						94 A	Bradley	10 1	124 H	Drake	6 5
						94 A	Bradley	7 5	124 H	Drake	8 4
									134 N	Montana	1 3
									149 A	Loyola Chicago	3 0
									149 A	Loyola Chicago	2 1
									149 A	Loyola Chicago	1 2
									195 N	South Dakota	2 3
									208 N	Wright St.	10 2
									213 N	UTEP	7 5
									213 N	UTEP	1 6
									231 N	UMKC	6 3
									231 N	UMKC	12 0
			LAST 10 GAMES								
			94 A	Bradley	0 1	149 A	Loyola Chicago	2 1			
			94 A	Bradley	7 5	149 A	Loyola Chicago	3 0			
			94 A	Bradley	10 1	59 H	Illinois St.	11 3			
			30 H	Tulsa	2 1	59 H	Illinois St.	3 5			
			149 A	Loyola Chicago	1 2	59 H	Illinois St.	3 8			

Non-Div. I Games:

Wichita St.

Average RPI Win: 152		WON-LOST	WINNING	LAST 10	STRENGTH OF		OPP. STRENGTH	TEAM	ADJ		CONF.	ADJ CONF.			
Average RPI Loss: 111		RECORD	PCT. RANK	GAMES	SCHEDULE		OF SCHEDULE	RPI	RPI		RPI	RPI			
DIV. I ONLY		25-9-0	.73529	31	7-3-0		168	122	65	.5526	66	8	9		
DIV. I NON-CONF.		17-6-0	.73913	45	1-1-0		270	149	95	.5209	98	10	10		
TOTALS		RPI 1-25	RPI 26-50		W-L RECORDS		RPI 51-100		RPI 101-150		RPI 150+				
25-9-0		0-1-0	2-0-0		OVERALL		4-3-0		9-3-0		10-2-0				
5-2-0		0-1-0	2-0-0		HOME		0-0-0		2-1-0		1-0-0				
7-2-0		0-0-0	0-0-0		AWAY		3-1-0		3-1-0		1-0-0				
13-5-0		0-0-0	0-0-0		NEUTRAL		1-2-0		4-1-0		8-2-0				
17-6-0		0-1-0	0-0-0		NON-CONFERENCE		2-2-0		5-1-0		10-2-0				
1-1-0		0-1-0	0-0-0		HOME		0-0-0		0-0-0		1-0-0				
3-0-0		0-0-0	0-0-		AWAY		1-0-0		1-0-0		1-0-0				
13-5-0		0-0-0	0-0-0		NEUTRAL		1-2-0		4-1-0		8-2-0				
8-3-0		0-0-0	2-0-0		CONFERENCE		2-1-0		4-2-0		0-0-0				
4-1-0		0-0-0	2-0-0		HOME		0-0-0		2-1-0		0-0-0				
4-2-0		0-0-0	0-0-0		AWAY		2-1-0		2-1-0		0-0-0				
0-0-0		0-0-0	0-0-0		NEUTRAL		0-0-0		0-0-0		0-0-0				
RPI S	Opponent	Score		RPI S	Opponent	Score		RPI S	Opponent	Score		RPI S	Opponent	Score	
16 H	BYU	6	8	42 H	Fresno St.	7	4	68 A	Cal St. Fullerton	7	3	105 A	Nevada	6	3
				42 H	Fresno St.	1	0	72 N	Memphis	0	8	105 A	Nevada	2	6
								83 A	Boise St.	7	3	105 A	Nevada	17	5
								83 A	Boise St.	2	4	119 H	UNLV	10	2
								83 A	Boise St.	4	1	119 H	UNLV	5	8
								94 N	Bradley	7	5	119 H	UNLV	6	2
								94 N	Bradley	0	4	130 A	UC Riverside	5	1
												133 N	Loyola Marymount	1	3
												133 N	Loyola Marymount	9	5
												134 N	Montana	8	2
												142 N	Pacific	5	3
												147 N	North Dakota St.	2	1
												163 N	Iowa St.	1	2
												173 N	Omaha	3	0
												183 N	Binghamton	8	6
												213 N	UTEP	5	7
												213 N	UTEP	4	1
												229 H	Utah Valley	11	2
												229 N	Utah Valley	6	2
												234 A	Southern Utah	12	1
												234 N	Southern Utah	3	1
												247 N	Wagner	13	4
												247 N	Wagner	14	5
												257 N	Siena	5	1
				LAST 10 GAMES											
				42 H	Fresno St.	7	4	83 A	Boise St.	4	1				
				42 H	Fresno St.	1	0	105 A	Nevada	17	5				
				16 H	BYU	6	8	105 A	Nevada	6	3				
				83 A	Boise St.	2	4	105 A	Nevada	2	6				
				83 A	Boise St.	7	3	229 H	Utah Valley	11	2				

Non-Div. I Games:

Utah St.

Average RPI Win:		119	WON-LOST		WINNING		LAST 10		STRENGTH OF		OPP. STRENGTH		TEAM		ADJ		CONF.		ADJ CONF.				
Average RPI Loss:		78	RECORD		PCT. RANK		GAMES		SCHEDULE		OF SCHEDULE		RPI		RPI		RPI		RPI				
DIV. I ONLY			20-18-0		.52632		123		6-4-0		59		46		80		.55068		68				
DIV. I NON-CONF.			17-15-0		.53125		123		3-1-0		98		21		82		.5428		76				
TOTALS		RPI 1-25		RPI 26-50		W-L RECORDS		RPI 51-100		RPI 101-150		RPI 150+											
20-18-0		2-4-0		3-6-0		OVERALL		2-2-0		8-4-0		5-2-0											
8-12-0		1-3-0		2-4-0		HOME		2-1-0		1-2-0		2-2-0											
8-1-0		0-0-0		0-0-0		AWAY		0-0-0		5-1-0		3-0-0											
4-5-0		1-1-0		1-2-0		NEUTRAL		0-1-0		2-1-0		0-0-0											
17-15-0		2-4-0		2-4-0		NON-CONFERENCE		2-2-0		6-3-0		5-2-0											
7-10-0		1-3-0		1-2-0		HOME		2-1-0		1-2-0		2-2-0											
6-0-0		0-0-0		0-0-		AWAY		0-0-0		3-0-0		3-0-0											
4-5-0		1-1-0		1-2-0		NEUTRAL		0-1-0		2-1-0		0-0-0											
3-3-0		0-0-0		1-2-0		CONFERENCE		0-0-0		2-1-0		0-0-0											
1-2-0		0-0-0		1-2-0		HOME		0-0-0		0-0-0		0-0-0											
2-1-0		0-0-0		0-0-0		AWAY		0-0-0		2-1-0		0-0-0											
0-0-0		0-0-0		0-0-0		NEUTRAL		0-0-0		0-0-0		0-0-0											
RPI	S	Opponent		Score		RPI	S	Opponent		Score		RPI	S	Opponent		Score		RPI	S	Opponent		Score	
5	H	UCLA		0	2	32	H	Texas		0	4	60	H	San Diego St.		2	0	102	N	FGCU		4	1
9	H	Baylor		1	0	32	H	Texas		1	10	66	H	Utah St.		3	7	109	N	Texas Tech		1	5
15	H	Michigan		0	2	32	H	Texas		3	2	87	N	St. John's (NY)		4	6	109	N	Texas Tech		5	3
18	N	Utah		1	0	33	N	Mississippi St.		6	1	93	H	Houston		8	0	130	A	UC Riverside		1	0
21	N	Georgia		4	6	42	N	Fresno St.		11	12							130	A	UC Riverside		0	5
23	H	Arizona St.		1	10	44	H	Cal Poly		4	2							130	A	UC Riverside		3	1
						44	H	Cal Poly		2	7							133	A	Loyola Marymount		3	0
						44	H	Cal Poly		0	1							133	A	Loyola Marymount		9	5
						46	N	Louisville		2	4							133	A	Loyola Marymount		4	2
																		142	H	Pacific		0	6
																		142	H	Pacific		0	3
																		147	H	North Dakota St.		4	2
																		161	H	Longwood		2	1
																		170	A	San Diego		7	0
																		199	H	Harvard		1	2
																		217	H	Boston U.		5	1
																		217	H	Boston U.		4	5
																		258	A	CSU Bakersfield		7	2
																		258	A	CSU Bakersfield		10	7
LAST 10 GAMES																							
44 H Cal Poly						2	7	130 A UC Riverside						3	1								
44 H Cal Poly						0	1	133 A Loyola Marymount						9	5								
44 H Cal Poly						4	2	133 A Loyola Marymount						3	0								
130 A UC Riverside						1	0	133 A Loyola Marymount						4	2								
130 A UC Riverside						0	5	32 H Texas						1	10								

Non-Div. I Games:

Cal St. Fullerton

Average RPI Win:		151	WON-LOST RECORD		WINNING PCT. RANK	LAST 10 GAMES		STRENGTH OF SCHEDULE		OPP. STRENGTH OF SCHEDULE	TEAM RPI	ADJ RPI	CONF. RPI	ADJ CONF. RPI			
Average RPI Loss:		91															
DIV. I ONLY			28-14-0		.66667	51	3-7-0		149	61	69	.54853	69	22	22		
DIV. I NON-CONF.			25-11-0		.69444	57	0-4-0		100	43	46	.57157	51	21	21		
TOTALS		RPI 1-25		RPI 26-50		W-L RECORDS		RPI 51-100		RPI 101-150		RPI 150+					
28-14-0		0-5-0		1-2-0		OVERALL		8-1-0		5-1-0		14-5-0					
17-5-0		0-2-0		0-0-0		HOME		5-0-0		2-0-0		10-3-0					
5-4-0		0-3-0		0-0-0		AWAY		1-0-0		0-0-0		4-1-0					
6-5-0		0-0-0		1-2-0		NEUTRAL		2-1-0		3-1-0		0-1-0					
25-11-0		0-5-0		1-2-0		NON-CONFERENCE		8-1-0		5-1-0		11-2-0					
16-3-0		0-2-0		0-0-0		HOME		5-0-0		2-0-0		9-1-0					
3-3-0		0-3-0		0-0-		AWAY		1-0-0		0-0-0		2-0-0					
6-5-0		0-0-0		1-2-0		NEUTRAL		2-1-0		3-1-0		0-1-0					
3-3-0		0-0-0		0-0-0		CONFERENCE		0-0-0		0-0-0		3-3-0					
1-2-0		0-0-0		0-0-0		HOME		0-0-0		0-0-0		1-2-0					
2-1-0		0-0-0		0-0-0		AWAY		0-0-0		0-0-0		2-1-0					
0-0-0		0-0-0		0-0-0		NEUTRAL		0-0-0		0-0-0		0-0-0					
RPI	S	Opponent		Score		RPI	S	Opponent		Score		RPI	S	Opponent		Score	
1	A	Arizona		2	6	44	N	Cal Poly		0	1	70	N	North Texas		9	3
1	A	Arizona		0	13	44	N	Cal Poly		5	4	70	N	North Texas		7	3
7	H	Washington		0	7	50	N	Northwestern		2	4	75	A	Stanford		11	1
7	H	Washington		4	14							78	N	Long Beach St.		2	5
9	A	Baylor		0	1							89	H	San Jose St.		8	0
												89	H	San Jose St.		3	2
												94	H	Bradley		5	4
												94	H	Bradley		11	3
												94	H	Bradley		7	4

Non-Div. I Games:

Grand Canyon

Average RPI Win:		138	WON-LOST RECORD		WINNING PCT. RANK		LAST 10 GAMES		STRENGTH OF SCHEDULE		OPP. STRENGTH OF SCHEDULE		TEAM RPI		ADJ RPI		CONF. RPI		ADJ CONF. RPI	
DIV. I ONLY			21-17-0		.55263 104		6-4-0		65		77		76		.54806 70		11		11	
DIV. I NON-CONF.			13-10-0		.56522 108		2-0-0		22		72		59		.56618 56		11		11	
TOTALS		RPI 1-25		RPI 26-50		W-L RECORDS		RPI 51-100		RPI 101-150		RPI 150+								
21-17-0		1-0-0		0-3-0		OVERALL		5-9-0		7-4-0		8-1-0								
11-6-0		0-0-0		0-3-0		HOME		3-2-0		3-0-0		5-1-0								
3-9-0		1-0-0		0-0-0		AWAY		0-5-0		2-4-0		0-0-0								
7-2-0		0-0-0		0-0-0		NEUTRAL		2-2-0		2-0-0		3-0-0								
13-10-0		1-0-0		0-3-0		NON-CONFERENCE		3-5-0		4-1-0		5-1-0								
3-5-0		0-0-0		0-3-0		HOME		1-1-0		0-0-0		2-1-0								
3-3-0		1-0-0		0-0-		AWAY		0-2-0		2-1-0		0-0-0								
7-2-0		0-0-0		0-0-0		NEUTRAL		2-2-0		2-0-0		3-0-0								
8-7-0		0-0-0		0-0-0		CONFERENCE		2-4-0		3-3-0		3-0-0								
8-1-0		0-0-0		0-0-0		HOME		2-1-0		3-0-0		3-0-0								
0-6-0		0-0-0		0-0-0		AWAY		0-3-0		0-3-0		0-0-0								
0-0-0		0-0-0		0-0-0		NEUTRAL		0-0-0		0-0-0		0-0-0								
RPI	S	Opponent		Score		RPI	S	Opponent		Score		RPI	S	Opponent		Score				
9	A	Baylor		3	2	27	H	Arkansas		0	11	54	A	FIU		0	1			
						27	H	Arkansas		0	7	54	A	FIU		3	8			
						39	H	Oklahoma St.		2	10	54	A	FIU		1	2			
												64	H	Saint Francis (PA)		2	0			
												64	H	Saint Francis (PA)		2	11			
												65	N	Wichita St.		7	2			
												65	N	Wichita St.		14	10			
												69	N	Grand Canyon		3	9			
												69	N	Grand Canyon		3	7			
												74	A	UNCW		0	5			
												74	A	UNCW		2	7			
												98	H	Southern Miss.		4	1			
												98	H	Southern Miss.		1	4			
												98	H	Southern Miss.		9	6			

Non-Div. I Games:

North Texas

Syracuse						Through Games Of April 9, 2017								
Average RPI Win: 158		WON-LOST RECORD	WINNING PCT. RANK		LAST 10 GAMES	STRENGTH OF SCHEDULE	OPP. STRENGTH OF SCHEDULE	TEAM RPI	ADJ RPI		CONF. RPI	ADJ CONF. RPI		
Average RPI Loss: 51														
DIV. I ONLY		19-15-0	.55882	99	4-6-0	62	63	70	.54751	71	4	4		
DIV. I NON-CONF.		16-6-0	.72727	50	2-0-0	59	127	40	.58231	42	4	4		
TOTALS		RPI 1-25	RPI 26-50		W-L RECORDS		RPI 51-100		RPI 101-150		RPI 150+			
19-15-0		0-6-0	0-2-0		OVERALL		4-4-0		5-2-0		10-1-0			
2-3-0		0-3-0	0-0-0		HOME		0-0-0		0-0-0		2-0-0			
6-7-0		0-2-0	0-0-0		AWAY		1-2-0		1-2-0		4-1-0			
11-5-0		0-1-0	0-2-0		NEUTRAL		3-2-0		4-0-0		4-0-0			
16-6-0		0-3-0	0-1-0		NON-CONFERENCE		4-2-0		4-0-0		8-0-0			
2-0-0		0-0-0	0-0-0		HOME		0-0-0		0-0-0		2-0-0			
3-2-0		0-2-0	0-0-		AWAY		1-0-0		0-0-0		2-0-0			
11-4-0		0-1-0	0-1-0		NEUTRAL		3-2-0		4-0-0		4-0-0			
3-9-0		0-3-0	0-1-0		CONFERENCE		0-2-0		1-2-0		2-1-0			
0-3-0		0-3-0	0-0-0		HOME		0-0-0		0-0-0		0-0-0			
3-5-0		0-0-0	0-0-0		AWAY		0-2-0		1-2-0		2-1-0			
0-1-0		0-0-0	0-1-0		NEUTRAL		0-0-0		0-0-0		0-0-0			
RPI	S	Opponent	Score		RPI	S	Opponent	Score		RPI	S	Opponent	Score	
3	N	Florida	0	2	30	N	Tulsa	2	3	52	A	Boston College	1	2
6	H	Florida St.	4	13	46	N	Louisville	4	7	52	A	Boston College	1	2
6	H	Florida St.	9	18						56	A	South Fla.	2	1
6	H	Florida St.	5	6						61	N	Georgia St.	5	2
21	A	Georgia	2	14						73	N	Central Mich.	0	3
21	A	Georgia	5	6						80	N	Liberty	1	3
										87	N	St. John's (NY)	3	0
										100	N	Elon	3	2

Non-Div. I Games:

Syracuse

Memphis

Average RPI Win: 155		WON-LOST RECORD		WINNING PCT. RANK		LAST 10 GAMES		STRENGTH OF SCHEDULE		OPP. STRENGTH OF SCHEDULE		TEAM RPI		ADJ RPI		CONF. RPI		ADJ CONF. RPI					
DIV. I ONLY		23-18-0		.56098 98		5-5-0		55		105		71		.54621 72		9		8					
DIV. I NON-CONF.		19-13-0		.59375 93		3-1-0		45		158		68		.55003 69		6		6					
TOTALS		RPI 1-25		RPI 26-50		W-L RECORDS		RPI 51-100		RPI 101-150		RPI 150+											
23-18-0		0-3-0		1-5-0		OVERALL		7-6-0		2-2-0		13-2-0											
16-8-0		0-1-0		0-1-0		HOME		3-2-0		2-2-0		11-2-0											
4-6-0		0-0-0		1-3-0		AWAY		3-3-0		0-0-0		0-0-0											
3-4-0		0-2-0		0-1-0		NEUTRAL		1-1-0		0-0-0		2-0-0											
19-13-0		0-3-0		0-3-0		NON-CONFERENCE		6-4-0		0-1-0		13-2-0											
13-5-0		0-1-0		0-1-0		HOME		2-0-0		0-1-0		11-2-0											
3-4-0		0-0-0		0-0-		AWAY		3-3-0		0-0-0		0-0-0											
3-4-0		0-2-0		0-1-0		NEUTRAL		1-1-0		0-0-0		2-0-0											
4-5-0		0-0-0		1-2-0		CONFERENCE		1-2-0		2-1-0		0-0-0											
3-3-0		0-0-0		0-0-0		HOME		1-2-0		2-1-0		0-0-0											
1-2-0		0-0-0		1-2-0		AWAY		0-0-0		0-0-0		0-0-0											
0-0-0		0-0-0		0-0-0		NEUTRAL		0-0-0		0-0-0		0-0-0											
RPI	S	Opponent		Score		RPI	S	Opponent		Score		RPI	S	Opponent		Score							
4	H	Texas A&M		1	15	27	N	Arkansas		2	4	54	A	FIU		3	2	116	H	Indiana	1	9	
19	N	Kentucky		1	9	30	A	Tulsa		4	0	54	A	FIU		4	12	123	H	East Carolina	0	4	
19	N	Kentucky		0	12	30	A	Tulsa		0	2	54	A	FIU		2	3	123	H	East Carolina	5	1	
						30	A	Tulsa		1	2	55	H	UCF		10	2	123	H	East Carolina	8	2	
						37	A	Fla. Atlantic		0	5	55	H	UCF		0	2	155	H	Eastern Ky.	4	2	
						38	H	Lipscomb		2	6	55	H	UCF		6	10	155	H	Eastern Ky.	5	3	
												66	N	Utah St.		8	0	171	H	Austin Peay	2	4	
												83	N	Boise St.		1	2	171	H	Austin Peay	8	1	
												86	A	Belmont		4	5	194	N	Georgetown	9	7	
												86	H	Belmont		5	3	194	N	Georgetown	2	1	
												96	H	Louisiana Tech		5	2	198	H	Central Ark.	8	2	
												97	A	UT Martin		6	2	202	H	Western Ill.	2	4	
												97	A	UT Martin		5	4	208	H	Wright St.	1	0	
																		209	H	Saint Louis	4	3	
																		209	H	Saint Louis	3	2	
																		219	H	Oakland	4	3	
																		267	H	Tennessee St.	6	3	
																		278	H	Buffalo	11	3	
																		285	H	Ark.-Pine Bluff	5	3	
						LAST 10 GAMES																	
						55	H	UCF		6	10	30	A	Tulsa		4	0						
						55	H	UCF		0	2	30	A	Tulsa		1	2						
						55	H	UCF		10	2	30	A	Tulsa		0	2						
						97	A	UT Martin		6	2	171	H	Austin Peay		2	4						
						97	A	UT Martin		5	4	171	H	Austin Peay		8	1						

Non-Div. I Games:

Memphis

[illegible]

Non-Div. I Games:

Central Mich.

UNCW

Average RPI Win: 175		WON-LOST	WINNING	LAST 10	STRENGTH OF	OPP. STRENGTH	TEAM	ADJ	CONF.	ADJ CONF.							
Average RPI Loss: 160		RECORD	PCT. RANK	GAMES	SCHEDULE	OF SCHEDULE	RPI	RPI	RPI	RPI							
DIV. I ONLY		28-7-1	.79167	16	9-1-0	209	207	68	.54419	74	13	13					
DIV. I NON-CONF.		20-6-1	.75926	37	2-0-0	264	223	92	.51924	105	13	13					
<hr/>																	
TOTALS		RPI 1-25		RPI 26-50		W-L RECORDS		RPI 51-100		RPI 101-150		RPI 150+					
28-7-1		0-1-0		0-0-0		OVERALL		7-1-0		4-1-0		17-4-1					
18-3-0		0-0-0		0-0-0		HOME		2-0-0		3-0-0		13-3-0					
6-3-1		0-1-0		0-0-0		AWAY		5-1-0		0-0-0		1-1-1					
4-1-0		0-0-0		0-0-0		NEUTRAL		0-0-0		1-1-0		3-0-0					
<hr/>																	
20-6-1		0-1-0		0-0-0		NON-CONFERENCE		2-0-0		4-1-0		14-4-1					
15-3-0		0-0-0		0-0-0		HOME		2-0-0		3-0-0		10-3-0					
1-2-1		0-1-0		0-0-		AWAY		0-0-0		0-0-0		1-1-1					
4-1-0		0-0-0		0-0-0		NEUTRAL		0-0-0		1-1-0		3-0-0					
<hr/>																	
8-1-0		0-0-0		0-0-0		CONFERENCE		5-1-0		0-0-0		3-0-0					
3-0-0		0-0-0		0-0-0		HOME		0-0-0		0-0-0		3-0-0					
5-1-0		0-0-0		0-0-0		AWAY		5-1-0		0-0-0		0-0-0					
0-0-0		0-0-0		0-0-0		NEUTRAL		0-0-0		0-0-0		0-0-0					
<hr/>																	
RPI	S	Opponent		Score		RPI	S	Opponent		Score		RPI	S	Opponent		Score	
21	A	Georgia		3	7												

Non-Div. I Games:

UNCW

Average RPI Win: 151		WON-LOST	WINNING	LAST 10	STRENGTH OF		OPP. STRENGTH	TEAM	ADJ		CONF.	ADJ CONF.
Average RPI Loss: 50		RECORD	PCT. RANK	GAMES	SCHEDULE		OF SCHEDULE	RPI	RPI		RPI	RPI
DIV. I ONLY		16-19-0	.45714	156	1-9-0		22	51	72		.54347	75
DIV. I NON-CONF.		16-10-0	.61538	85	1-0-0		90	113	70		.54483	74
TOTALS		RPI 1-25	RPI 26-50		W-L RECORDS		RPI 51-100		RPI 101-150		RPI 150+	
16-19-0		0-11-0	0-2-0		OVERALL		1-2-0		10-2-0		5-2-0	
6-6-0		0-3-0	0-1-0		HOME		0-1-0		5-0-0		1-1-0	
1-7-0		0-7-0	0-0-0		AWAY		0-0-0		1-0-0		0-0-0	
9-6-0		0-1-0	0-1-0		NEUTRAL		1-1-0		4-2-0		4-1-0	
16-10-0		0-2-0	0-2-0		NON-CONFERENCE		1-2-0		10-2-0		5-2-0	
6-3-0		0-0-0	0-1-0		HOME		0-1-0		5-0-0		1-1-0	
1-1-0		0-1-0	0-0-		AWAY		0-0-0		1-0-0		0-0-0	
9-6-0		0-1-0	0-1-0		NEUTRAL		1-1-0		4-2-0		4-1-0	
0-9-0		0-9-0	0-0-0		CONFERENCE		0-0-0		0-0-0		0-0-0	
0-3-0		0-3-0	0-0-0		HOME		0-0-0		0-0-0		0-0-0	
0-6-0		0-6-0	0-0-0		AWAY		0-0-0		0-0-0		0-0-0	
0-0-0		0-0-0	0-0-0		NEUTRAL		0-0-0		0-0-0		0-0-0	
RPI S	Opponent	Score	RPI S	Opponent	Score	RPI S	Opponent	Score	RPI S	Opponent	Score	
1 A	Arizona	0 12	42 N	Fresno St.	8 24	60 N	San Diego St.	4 5	107 H	UC Santa Barbara	16 2	
1 A	Arizona	1 20	44 H	Cal Poly	0 1	69 H	Grand Canyon	1 11	121 H	Lehigh	2 0	
1 A	Arizona	1 9				87 N	St. John's (NY)	10 4	121 H	Lehigh	6 4	
6 N	Florida St.	2 8							124 N	Drake	9 0	
12 A	Alabama	0 4							124 N	Drake	4 5	
17 A	California	0 1							136 N	Jacksonville	8 4	
17 A	California	4 7							136 N	Jacksonville	4 6	
17 A	California	1 7							139 A	UC Davis	6 3	
18 H	Utah	2 6							139 H	UC Davis	9 1	
18 H	Utah	4 11							142 H	Pacific	8 1	
18 H	Utah	6 8							143 N	Purdue	10 6	
									143 N	Purdue	16 9	
									160 H	UConn	4 3	
									170 N	San Diego	0 2	
									173 H	Omaha	2 3	
									184 N	Creighton	7 2	
									213 N	UTEP	10 1	
									225 N	Western Mich.	3 2	
									238 N	Bethune-Cookman	4 3	
			LAST 10 GAMES									
	1 A	Arizona	1 9	18 H	Utah	6 8						
	1 A	Arizona	0 12	17 A	California	1 7						
	1 A	Arizona	1 20	17 A	California	4 7						
	18 H	Utah	2 6	17 A	California	0 1						
	18 H	Utah	4 11	121 H	Lehigh	6 4						

Non-Div. I Games:

Stanford

Average RPI Win:		175	WON-LOST RECORD		WINNING PCT. RANK		LAST 10 GAMES		STRENGTH OF SCHEDULE		OPP. STRENGTH OF SCHEDULE		TEAM RPI		ADJ RPI		CONF. RPI		ADJ CONF. RPI				
DIV. I ONLY			20-17-0		.54054 111		4-6-0		50		99		73		.54331 76		13		13				
DIV. I NON-CONF.			17-11-0		.60714 88		2-0-0		161		63		88		.52741 89		13		13				
TOTALS		RPI 1-25		RPI 26-50		W-L RECORDS		RPI 51-100		RPI 101-150		RPI 150+											
20-17-0		1-6-0		0-3-0		OVERALL		4-5-0		2-2-0		13-1-0											
12-9-0		0-0-0		0-2-0		HOME		2-5-0		0-1-0		10-1-0											
3-6-0		1-6-0		0-0-0		AWAY		1-0-0		1-0-0		0-0-0											
5-2-0		0-0-0		0-1-0		NEUTRAL		1-0-0		1-1-0		3-0-0											
17-11-0		0-4-0		0-3-0		NON-CONFERENCE		2-1-0		2-2-0		13-1-0											
10-5-0		0-0-0		0-2-0		HOME		0-1-0		0-1-0		10-1-0											
2-4-0		0-4-0		0-0-		AWAY		1-0-0		1-0-0		0-0-0											
5-2-0		0-0-0		0-1-0		NEUTRAL		1-0-0		1-1-0		3-0-0											
3-6-0		1-2-0		0-0-0		CONFERENCE		2-4-0		0-0-0		0-0-0											
2-4-0		0-0-0		0-0-0		HOME		2-4-0		0-0-0		0-0-0											
1-2-0		1-2-0		0-0-0		AWAY		0-0-0		0-0-0		0-0-0											
0-0-0		0-0-0		0-0-0		NEUTRAL		0-0-0		0-0-0		0-0-0											
RPI	S	Opponent		Score		RPI	S	Opponent		Score		RPI	S	Opponent		Score		RPI	S	Opponent		Score	
2	A	Auburn		0	8	28	N	Texas St.		3	11	58	H	Ohio		1	2	136	A	Jacksonville		5	3
2	A	Auburn		0	14	38	H	Lipscomb		5	9	74	H	UNCW		1	2	145	H	Winthrop		1	2
20	A	James Madison		6	16	40	H	North Carolina		2	3	74	H	UNCW		0	1	147	N	North Dakota St.		3	7
20	A	James Madison		2	3							74	H	UNCW		3	6	147	N	North Dakota St.		5	1
20	A	James Madison		6	1							80	N	Liberty		3	1	155	H	Eastern Ky.		5	1
22	A	South Carolina		2	8							82	A	Ga. Southern		10	5	180	H	UMass Lowell		3	4
22	A	South Carolina		4	5							100	H	Elon		2	1	181	H	Charleston So.		6	5
												100	H	Elon		5	3	181	H	Charleston So.		2	0
												100	H	Elon		1	3	196	N	Appalachian St.		12	1
																		214	H	Monmouth		4	0
																		221	H	Northern Ky.		8	0
																		226	H	Western Caro.		8	7
																		226	H	Western Caro.		8	0
																		239	N	George Mason		7	4
																		239	N	George Mason		8	0
																		246	H	Lafayette		9	1
																		251	H	Chattanooga		5	2
																		268	H	Robert Morris		6	1
LAST 10 GAMES																							
						74	H	UNCW		3	6	20	A	James Madison		6	1						
						74	H	UNCW		1	2	181	H	Charleston So.		2	0						
						74	H	UNCW		0	1	181	H	Charleston So.		6	5						
						20	A	James Madison		2	3	100	H	Elon		2	1						
						20	A	James Madison		6	16	100	H	Elon		1	3						

Non-Div. I Games:

Col. of Charleston

Average RPI Win:	172	WON-LOST RECORD	WINNING PCT. RANK	LAST 10 GAMES	STRENGTH OF SCHEDULE	OPP. STRENGTH OF SCHEDULE	TEAM RPI	ADJ RPI	CONF. RPI	ADJ CONF. RPI	
Average RPI Loss:	100										
DIV. I ONLY	28-13-0	.68293	47	5-5-0	138	182	74	.54305	77	14	14
DIV. I NON-CONF.	22-9-0	.70968	53	0-1-0	202	191	78	.53705	82	14	14
<hr/>											
TOTALS	RPI 1-25	RPI 26-50		W-L RECORDS		RPI 51-100		RPI 101-150		RPI 150+	
28-13-0	0-0-0	0-2-0		OVERALL		2-5-0		6-5-0		20-1-0	
9-1-0	0-0-0	0-0-0		HOME		0-0-0		3-1-0		6-0-0	
6-8-0	0-0-0	0-2-0		AWAY		1-4-0		1-2-0		4-0-0	
13-4-0	0-0-0	0-0-0		NEUTRAL		1-1-0		2-2-0		10-1-0	
<hr/>											
22-9-0	0-0-0	0-0-0		NON-CONFERENCE		1-4-0		5-4-0		16-1-0	
6-0-0	0-0-0	0-0-0		HOME		0-0-0		2-0-0		4-0-0	
3-5-0	0-0-0	0-0-		AWAY		0-3-0		1-2-0		2-0-0	
13-4-0	0-0-0	0-0-0		NEUTRAL		1-1-0		2-2-0		10-1-0	
<hr/>											
6-4-0	0-0-0	0-2-0		CONFERENCE		1-1-0		1-1-0		4-0-0	
3-1-0	0-0-0	0-0-0		HOME		0-0-0		1-1-0		2-0-0	
3-3-0	0-0-0	0-2-0		AWAY		1-1-0		0-0-0		2-0-0	
0-0-0	0-0-0	0-0-0		NEUTRAL		0-0-0		0-0-0		0-0-0	
<hr/>											
RPI S	Opponent	Score	RPI S	Opponent	Score	RPI S	Opponent	Score	RPI S	Opponent	Score
			47 A	Jacksonville St.	3 7	57 A	CSUN	0 11	101 A	Western Ky.	0 1
			47 A	Jacksonville St.	6 10	57 A	CSUN	7 14	110 A	Southern Ill.	8 7
						62 A	South Ala.	3 8	115 N	Kent St.	5 14
						63 N	McNeese	13 5	115 N	Kent St.	10 0
						88 N	Weber St.	0 7	116 N	Indiana	4 6
						97 A	UT Martin	5 4	125 H	Northern Ill.	9 0
						97 A	UT Martin	4 6	125 H	Northern Ill.	7 5
									125 N	Northern Ill.	7 3
									132 H	Morehead St.	5 1
									132 H	Morehead St.	2 4
									148 A	UAB	0 4
									155 H	Eastern Ky.	3 0
									157 A	Mercer	9 4
									158 N	Ill.-Chicago	1 0
									163 N	Iowa St.	11 4
									171 H	Austin Peay	3 1
									176 N	Butler	9 1
									176 N	Butler	9 4
									182 A	Southeast Mo. St.	6 1
									182 A	Southeast Mo. St.	11 6
									193 N	Dayton	5 2
			LAST 10 GAMES						201 A	Samford	11 0
			182 A	Southeast Mo. St.	11 6	47 A	Jacksonville St.	6 10	201 N	Samford	3 2
			182 A	Southeast Mo. St.	6 1	101 A	Western Ky.	0 1	202 H	Western Ill.	5 1
			97 A	UT Martin	5 4	155 H	Eastern Ky.	3 0	202 H	Western Ill.	2 1
			97 A	UT Martin	4 6	132 H	Morehead St.	5 1	202 N	Western Ill.	4 3
			47 A	Jacksonville St.	3 7	132 H	Morehead St.	2 4	209 H	Saint Louis	2 1

Non-Div. I Games:

Murray St.

M
u
r
r
a
y
s
t
.

M
u
r
r
a
y
s
t
.

Murray St.

Average RPI Win:		119	WON-LOST RECORD		WINNING PCT. RANK		LAST 10 GAMES		STRENGTH OF SCHEDULE		OPP. STRENGTH OF SCHEDULE		TEAM RPI		ADJ RPI		CONF. RPI		ADJ CONF. RPI				
DIV. I ONLY			16-20-1		.44595 163		6-4-0		42		19		84		.54288 78		10		10				
DIV. I NON-CONF.			12-18-1		.40323 190		2-2-0		25		2		87		.53418 83		8		8				
TOTALS		RPI 1-25		RPI 26-50				W-L RECORDS				RPI 51-100				RPI 101-150				RPI 150+			
16-20-1		0-10-0		3-4-0				OVERALL				4-1-1				5-2-0				4-3-0			
10-12-1		0-5-0		1-1-0				HOME				3-1-1				3-2-0				3-3-0			
1-0-0		0-0-0		0-0-0				AWAY				0-0-0				0-0-0				1-0-0			
5-8-0		0-5-0		2-3-0				NEUTRAL				1-0-0				2-0-0				0-0-0			
12-18-1		0-10-0		3-4-0				NON-CONFERENCE				2-0-1				3-1-0				4-3-0			
6-10-1		0-5-0		1-1-0				HOME				1-0-1				1-1-0				3-3-0			
1-0-0		0-0-0		0-0-				AWAY				0-0-0				0-0-0				1-0-0			
5-8-0		0-5-0		2-3-0				NEUTRAL				1-0-0				2-0-0				0-0-0			
4-2-0		0-0-0		0-0-0				CONFERENCE				2-1-0				2-1-0				0-0-0			
4-2-0		0-0-0		0-0-0				HOME				2-1-0				2-1-0				0-0-0			
0-0-0		0-0-0		0-0-0				AWAY				0-0-0				0-0-0				0-0-0			
0-0-0		0-0-0		0-0-0				NEUTRAL				0-0-0				0-0-0				0-0-0			
RPI	S	Opponent		Score		RPI	S	Opponent		Score		RPI	S	Opponent		Score		RPI	S	Opponent		Score	
1	H	Arizona		0	4	32	H	Texas		1	10	57	H	CSUN		3	1	116	N	Indiana		5	4
3	N	Florida		0	17	34	H	Notre Dame		4	3	57	H	CSUN		1	10	121	N	Lehigh		7	1
4	N	Texas A&M		0	5	39	N	Oklahoma St.		4	6	57	H	CSUN		2	1	133	H	Loyola Marymount		3	2
5	H	UCLA		0	1	42	N	Fresno St.		2	4	60	H	San Diego St.		5	1	133	H	Loyola Marymount		1	6
7	H	Washington		1	9	45	N	Oregon St.		7	4	69	N	Grand Canyon		5	2	139	H	UC Davis		1	0
10	N	LSU		0	13	50	N	Northwestern		2	1	88	H	Weber St.		6	6	139	H	UC Davis		2	0
14	H	Oklahoma		0	14	50	N	Northwestern		2	10							139	H	UC Davis		0	5
15	N	Michigan		5	13													195	H	South Dakota		0	1
18	H	Utah		0	8													195	H	South Dakota		8	0
22	N	South Carolina		2	4													199	H	Harvard		1	2
																		217	H	Boston U.		6	4
																		220	A	Santa Clara		10	4
																		222	H	Eastern Mich.		1	2
																		258	H	CSU Bakersfield		2	0
LAST 10 GAMES																							
						139	H	UC Davis		0	5	57	H	CSUN		2	1						
						139	H	UC Davis		1	0	133	H	Loyola Marymount		1	6						
						139	H	UC Davis		2	0	133	H	Loyola Marymount		3	2						
						57	H	CSUN		1	10	50	N	Northwestern		2	10						
						57	H	CSUN		3	1	220	A	Santa Clara		10	4						

Non-Div. I Games:

Long Beach St.

Average RPI Win:		157	WON-LOST RECORD		WINNING PCT. RANK		LAST 10 GAMES		STRENGTH OF SCHEDULE		OPP. STRENGTH OF SCHEDULE		TEAM RPI		ADJ RPI		CONF. RPI		ADJ CONF. RPI				
Average RPI Loss:		86																					
DIV. I ONLY			23-17-0		.575 92		6-4-0		72		100		75		.54232 79		5		5				
DIV. I NON-CONF.			19-15-0		.55882 112		2-2-0		105		117		85		.52848 87		7		7				
TOTALS		RPI 1-25		RPI 26-50		W-L RECORDS		RPI 51-100		RPI 101-150		RPI 150+											
23-17-0		0-4-0		3-4-0		OVERALL		1-1-0		6-5-0		13-3-0											
15-5-0		0-0-0		2-1-0		HOME		1-0-0		4-2-0		8-2-0											
1-8-0		0-4-0		1-3-0		AWAY		0-1-0		0-0-0		0-0-0											
7-4-0		0-0-0		0-0-0		NEUTRAL		0-0-0		2-3-0		5-1-0											
19-15-0		0-4-0		1-3-0		NON-CONFERENCE		1-1-0		4-4-0		13-3-0											
11-3-0		0-0-0		0-0-0		HOME		1-0-0		2-1-0		8-2-0											
1-8-0		0-4-0		1-0-		AWAY		0-1-0		0-0-0		0-0-0											
7-4-0		0-0-0		0-0-0		NEUTRAL		0-0-0		2-3-0		5-1-0											
4-2-0		0-0-0		2-1-0		CONFERENCE		0-0-0		2-1-0		0-0-0											
4-2-0		0-0-0		2-1-0		HOME		0-0-0		2-1-0		0-0-0											
0-0-0		0-0-0		0-0-0		AWAY		0-0-0		0-0-0		0-0-0											
0-0-0		0-0-0		0-0-0		NEUTRAL		0-0-0		0-0-0		0-0-0											
RPI	S	Opponent		Score		RPI	S	Opponent		Score		RPI	S	Opponent		Score		RPI	S	Opponent		Score	
3	A	Florida		1	5	33	A	Mississippi St.		1	4	55	A	UCF		1	2	102	H	FGCU		2	5
6	A	Florida St.		0	3	33	A	Mississippi St.		5	7	61	H	Georgia St.		7	6	102	H	FGCU		2	0
6	A	Florida St.		0	8	37	A	Fla. Atlantic		0	1							102	H	FGCU		6	4
12	A	Alabama		0	2	37	A	Fla. Atlantic		13	4							106	N	Michigan St.		2	10
						43	H	Kennesaw St.		7	3							110	N	Southern Ill.		3	5
						43	H	Kennesaw St.		3	6							112	N	Troy		5	2
						43	H	Kennesaw St.		2	1							118	H	Kansas		8	6
																		122	H	Eastern Ill.		6	2
																		122	H	Eastern Ill.		12	14
																		122	N	Eastern Ill.		4	2
																		122	N	Eastern Ill.		3	4
																		152	H	Georgia Tech		8	0
																		152	H	Georgia Tech		5	3
																		156	N	LIU Brooklyn		4	1
																		179	N	Rutgers		6	5
																		190	N	Saint Joseph's		2	0
																		210	N	Colgate		11	1
																		214	N	Monmouth		7	6
																		217	N	Boston U.		0	1
																		226	H	Western Caro.		2	4
																		235	H	Columbia		8	0
																		235	H	Columbia		8	0
																		236	H	La Salle		4	5
																		237	H	Albany (NY)		15	3
																		245	H	South Dakota St.		7	5
																		265	H	Mt. St. Mary's		9	1
																		288	H	South Carolina St.		8	2
LAST 10 GAMES																							
						43	H	Kennesaw St.		3	6	102	H	FGCU		2	0	236	H	La Salle		4	5
						43	H	Kennesaw St.		7	3	102	H	FGCU		6	4	237	H	Albany (NY)		15	3
						43	H	Kennesaw St.		2	1	55	A	UCF		1	2	245	H	South Dakota St.		7	5
						3	A	Florida		1	5	152	H	Georgia Tech		5	3	265	H	Mt. St. Mary's		9	1
						102	H	FGCU		2	5	152	H	Georgia Tech		8	0	288	H	South Carolina St.		8	2

Non-Div. I Games:

North Florida

RPI	S	Opponent	Score	
281	H	N.C. Central	11	1

Liberty

L
i
b
e
r
t
y

L
i
b
e
r
t
y

Average RPI Win: 143		WON-LOST	WINNING	LAST 10	STRENGTH OF		OPP. STRENGTH	TEAM	ADJ		CONF.	ADJ CONF.
Average RPI Loss: 76		RECORD	PCT. RANK	GAMES	SCHEDULE		OF SCHEDULE	RPI	RPI		RPI	RPI
DIV. I ONLY		18-13-0	.58065	89	5-5-0		79	94	77		.54118	81
DIV. I NON-CONF.		12-7-0	.63158	75	0-0-0		182	76	86		.52774	88
TOTALS		RPI 1-25	RPI 26-50		W-L RECORDS		RPI 51-100		RPI 101-150		RPI 150+	
18-13-0		0-1-0	0-5-0		OVERALL		7-4-0		3-2-0		8-1-0	
8-4-0		0-0-0	0-2-0		HOME		2-1-0		2-0-0		4-1-0	
5-7-0		0-0-0	0-2-0		AWAY		3-3-0		1-2-0		1-0-0	
5-2-0		0-1-0	0-1-0		NEUTRAL		2-0-0		0-0-0		3-0-0	
12-7-0		0-1-0	0-5-0		NON-CONFERENCE		2-0-0		2-0-0		8-1-0	
6-3-0		0-0-0	0-2-0		HOME		0-0-0		2-0-0		4-1-0	
1-2-0		0-0-0	0-0-		AWAY		0-0-0		0-0-0		1-0-0	
5-2-0		0-1-0	0-1-0		NEUTRAL		2-0-0		0-0-0		3-0-0	
6-6-0		0-0-0	0-0-0		CONFERENCE		5-4-0		1-2-0		0-0-0	
2-1-0		0-0-0	0-0-0		HOME		2-1-0		0-0-0		0-0-0	
4-5-0		0-0-0	0-0-0		AWAY		3-3-0		1-2-0		0-0-0	
0-0-0		0-0-0	0-0-0		NEUTRAL		0-0-0		0-0-0		0-0-0	
RPI S	Opponent	Score	RPI S	Opponent	Score	RPI S	Opponent	Score	RPI S	Opponent	Score	
13 N	Minnesota	1 5	28 N	Texas St.	0 3	60 H	San Diego St.	4 9	126 A	New Mexico	6 8	
			32 A	Texas	2 7	60 H	San Diego St.	11 5	126 A	New Mexico	3 7	
			32 A	Texas	0 8	60 H	San Diego St.	7 4	126 A	New Mexico	12 2	
			49 H	Wisconsin	0 16	83 A	Boise St.	3 10	129 H	Penn St.	6 5	
			49 H	Wisconsin	1 8	83 A	Boise St.	5 8	129 H	Penn St.	4 0	
						83 A	Boise St.	9 4	164 N	Maryland	6 3	
						84 N	UNI	4 2	164 N	Maryland	14 5	
						88 N	Weber St.	4 0	177 H	Idaho St.	8 0	
						89 A	San Jose St.	2 3	177 N	Idaho St.	5 2	
						89 A	San Jose St.	5 4	187 A	Northern Colo.	8 5	
						89 A	San Jose St.	5 0	215 H	Maine	5 6	
									215 H	Maine	5 4	
									278 H	Buffalo	3 0	
									278 H	Buffalo	8 0	
LAST 10 GAMES												
			89 A	San Jose St.	2 3	126 A	New Mexico	12 2				
			89 A	San Jose St.	5 0	60 H	San Diego St.	11 5				
			89 A	San Jose St.	5 4	60 H	San Diego St.	7 4				
			126 A	New Mexico	3 7	60 H	San Diego St.	4 9				
			126 A	New Mexico	6 8	83 A	Boise St.	5 8				

Non-Div. I Games:

Colorado St.

Average RPI Win: 145		WON-LOST	WINNING	LAST 10	STRENGTH OF		OPP. STRENGTH	TEAM	ADJ		CONF.	ADJ CONF.
Average RPI Loss: 74		RECORD	PCT. RANK	GAMES	SCHEDULE		OF SCHEDULE	RPI	RPI		RPI	RPI
DIV. I ONLY		18-19-0	.48649	145	5-4-0		36	76	81		.53926	82
DIV. I NON-CONF.		10-12-0	.45455	157	0-1-0		54	77	106		.51577	110
TOTALS		RPI 1-25	RPI 26-50		W-L RECORDS		RPI 51-100		RPI 101-150		RPI 150+	
18-19-0		0-6-0	0-3-0		OVERALL		6-4-0		5-3-0		7-3-0	
11-9-0		0-2-0	0-3-0		HOME		3-1-0		3-1-0		5-2-0	
3-7-0		0-4-0	0-0-0		AWAY		1-2-0		2-1-0		0-0-0	
4-3-0		0-0-0	0-0-0		NEUTRAL		2-1-0		0-1-0		2-1-0	
10-12-0		0-6-0	0-0-0		NON-CONFERENCE		2-2-0		1-1-0		7-3-0	
6-5-0		0-2-0	0-0-0		HOME		0-1-0		1-0-0		5-2-0	
0-4-0		0-4-0	0-0-0		AWAY		0-0-0		0-0-0		0-0-0	
4-3-0		0-0-0	0-0-0		NEUTRAL		2-1-0		0-1-0		2-1-0	
8-7-0		0-0-0	0-3-0		CONFERENCE		4-2-0		4-2-0		0-0-0	
5-4-0		0-0-0	0-3-0		HOME		3-0-0		2-1-0		0-0-0	
3-3-0		0-0-0	0-0-0		AWAY		1-2-0		2-1-0		0-0-0	
0-0-0		0-0-0	0-0-0		NEUTRAL		0-0-0		0-0-0		0-0-0	
RPI S	Opponent	Score	RPI S	Opponent	Score	RPI S	Opponent	Score	RPI S	Opponent	Score	
10 A	LSU	4 7	31 H	Louisiana	2 10	51 N	Fordham	0 7	104 A	UT Arlington	11 3	
10 A	LSU	1 10	31 H	Louisiana	2 6	76 H	Col. of Charleston	5 10	104 A	UT Arlington	8 9	
11 H	Tennessee	2 13	31 H	Louisiana	0 15	85 H	Coastal Caro.	8 0	104 A	UT Arlington	8 0	
12 A	Alabama	0 9				85 H	Coastal Caro.	8 7	111 H	UNCG	3 0	
21 A	Georgia	0 8				85 H	Coastal Caro.	9 1	112 H	Troy	8 3	
24 H	Marshall	6 8				92 A	La.-Monroe	0 1	112 H	Troy	3 2	
						92 A	La.-Monroe	0 3	112 H	Troy	3 11	
						92 A	La.-Monroe	4 3	121 N	Lehigh	4 9	
						95 N	Ball St.	4 3	155 H	Eastern Ky.	4 3	
						100 N	Elon	3 0	185 H	Middle Tenn.	3 9	
									185 H	Middle Tenn.	1 11	
									192 H	Tennessee Tech	8 7	
									198 N	Central Ark.	5 2	
									198 N	Central Ark.	1 6	
									216 H	Presbyterian	4 0	
									227 N	Morgan St.	6 5	
									243 H	Delaware St.	9 2	
									288 H	South Carolina St.	18 10	
LAST 10 GAMES												
			85 H	Coastal Caro.	9 1	31 H	Louisiana	2 10				
			85 H	Coastal Caro.	8 7	21 A	Georgia	0 8				
			85 H	Coastal Caro.	8 0	104 A	UT Arlington	8 0				
			31 H	Louisiana	2 6	104 A	UT Arlington	11 3				
			31 H	Louisiana	0 15	104 A	UT Arlington	8 9				

Non-Div. I Games:

Ga. Southern

Average RPI Win:	169	WON-LOST	WINNING	LAST 10	STRENGTH OF	OPP. STRENGTH	TEAM	ADJ	CONF.	ADJ CONF.	
Average RPI Loss:	81	RECORD	PCT. RANK	GAMES	SCHEDULE	OF SCHEDULE	RPI	RPI	RPI	RPI	
DIV. I ONLY	24-12-0	.66667	51	5-5-0	152	158	82	.53791	83	8	9
DIV. I NON-CONF.	18-6-0	.75	40	1-0-0	269	219	97	.52142	97	10	10
<hr/>											
TOTALS	RPI 1-25	RPI 26-50		W-L RECORDS	RPI 51-100		RPI 101-150		RPI 150+		
24-12-0	0-0-0	1-2-0		OVERALL	5-7-0		5-2-0		13-1-0		
4-6-0	0-0-0	0-0-0		HOME	3-6-0		0-0-0		1-0-0		
8-5-0	0-0-0	1-2-0		AWAY	0-1-0		4-2-0		3-0-0		
12-1-0	0-0-0	0-0-0		NEUTRAL	2-0-0		1-0-0		9-1-0		
<hr/>											
18-6-0	0-0-0	0-0-0		NON-CONFERENCE	2-4-0		3-1-0		13-1-0		
1-3-0	0-0-0	0-0-0		HOME	0-3-0		0-0-0		1-0-0		
5-2-0	0-0-0	0-0-		AWAY	0-1-0		2-1-0		3-0-0		
12-1-0	0-0-0	0-0-0		NEUTRAL	2-0-0		1-0-0		9-1-0		
<hr/>											
6-6-0	0-0-0	1-2-0		CONFERENCE	3-3-0		2-1-0		0-0-0		
3-3-0	0-0-0	0-0-0		HOME	3-3-0		0-0-0		0-0-0		
3-3-0	0-0-0	1-2-0		AWAY	0-0-0		2-1-0		0-0-0		
0-0-0	0-0-0	0-0-0		NEUTRAL	0-0-0		0-0-0		0-0-0		
<hr/>											
RPI S	Opponent	Score	RPI S	Opponent	Score	RPI S	Opponent	Score	RPI S	Opponent	Score
			42 A Fresno St.	0	9	57 H CSUN	1	16	119 A UNLV	6	1
			42 A Fresno St.	2	1	57 H CSUN	0	1	119 A UNLV	4	8
			42 A Fresno St.	2	8	66 H Utah St.	1	4	119 A UNLV	5	1
			66 H Utah St.	4	2	133 A Loyola Marymount	5	0			
			66 H Utah St.	3	7	134 A Montana	4	3			
			67 A Hawaii	3	5	134 A Montana	1	3			
			72 N Memphis	2	1	148 N UAB	4	2			
			81 H Colorado St.	8	5	151 N Sacramento St.	3	8			
			81 H Colorado St.	4	9	181 A Charleston So.	7	0			
			81 H Colorado St.	10	3	181 A Charleston So.	10	4			
			88 H Weber St.	5	6	181 A Charleston So.	5	2			
			88 N Weber St.	7	1	188 N North Dakota	6	3			
						213 N UTEP	16	7			
						216 N Presbyterian	11	0			
						220 H Santa Clara	4	0			
						228 N Quinnipiac	25	12			
						234 N Southern Utah	9	1			
			260 N Bryant	8	0						
			283 N UMES	8	0						
			288 N South Carolina St.	12	0						
			290 N Hartford	10	1						
			LAST 10 GAMES								
119 A UNLV			6	1	66 H Utah St.			1	4		
119 A UNLV			4	8	42 A Fresno St.			2	1		
119 A UNLV			5	1	42 A Fresno St.			2	8		
66 H Utah St.			4	2	42 A Fresno St.			0	9		
66 H Utah St.			3	7	134 A Montana			4	3		

Non-Div. I Games:

Boise St.

UNI		Average RPI Win:	145	WON-LOST RECORD	WINNING PCT. RANK	LAST 10 GAMES	STRENGTH OF SCHEDULE	OPP. STRENGTH OF SCHEDULE	TEAM RPI	ADJ RPI	CONF. RPI	ADJ CONF. RPI
DIV. I ONLY				20-14-0	.58824 85	7-3-0	98	145	89	.53712 84	12	12
DIV. I NON-CONF.				12-10-0	.54545 115	0-0-0	111	175	102	.52339 94	12	12
TOTALS		RPI 1-25		RPI 26-50		W-L RECORDS		RPI 51-100		RPI 101-150		RPI 150+
20-14-0		0-0-0		1-3-0		OVERALL		4-4-0		6-3-0		9-4-0
9-2-0		0-0-0		0-1-0		HOME		0-0-0		6-1-0		3-0-0
4-7-0		0-0-0		1-2-0		AWAY		2-2-0		0-1-0		1-2-0
7-5-0		0-0-0		0-0-0		NEUTRAL		2-2-0		0-1-0		5-2-0
12-10-0		0-0-0		1-3-0		NON-CONFERENCE		2-3-0		1-2-0		8-2-0
4-1-0		0-0-0		0-1-0		HOME		0-0-0		1-0-0		3-0-0
1-4-0		0-0-0		1-0-		AWAY		0-1-0		0-1-0		0-0-0
7-5-0		0-0-0		0-0-0		NEUTRAL		2-2-0		0-1-0		5-2-0
8-4-0		0-0-0		0-0-0		CONFERENCE		2-1-0		5-1-0		1-2-0
5-1-0		0-0-0		0-0-0		HOME		0-0-0		5-1-0		0-0-0
3-3-0		0-0-0		0-0-0		AWAY		2-1-0		0-0-0		1-2-0
0-0-0		0-0-0		0-0-0		NEUTRAL		0-0-0		0-0-0		0-0-0
RPI S	Opponent	Score	RPI S	Opponent	Score	RPI S	Opponent	Score	RPI S	Opponent	Score	
39 A	Oklahoma St.	3 5	58 N	Ohio	8 0	110 H	Southern Ill.	4 0				
39 A	Oklahoma St.	11 5	58 N	Ohio	2 0	110 H	Southern Ill.	5 2				
46 A	Louisville	5 8	63 N	McNeese	2 6	110 H	Southern Ill.	6 7				
49 H	Wisconsin	0 1	81 N	Colorado St.	2 4	113 N	Abilene Christian	5 6				
			96 A	Louisiana Tech	0 8	119 A	UNLV	7 8				
			99 A	Missouri St.	3 2	128 H	Evansville	3 2				
			99 A	Missouri St.	0 6	128 H	Evansville	9 0				
			99 A	Missouri St.	6 2	128 H	Evansville	12 4				
						134 H	Montana	10 2				
						167 A	Indiana St.	4 3				
						167 A	Indiana St.	5 6				
						167 A	Indiana St.	4 5				
						173 H	Omaha	4 0				
						174 H	Toledo	8 0				
						177 N	Idaho St.	4 2				
						189 N	Sam Houston St.	1 2				
						189 N	Sam Houston St.	6 2				
						192 N	Tennessee Tech	6 3				
						192 N	Tennessee Tech	5 1				
						206 N	IUPUI	3 6				
						245 H	South Dakota St.	3 2				
						295 N	Grambling	4 1				
LAST 10 GAMES												
110 H	Southern Ill.	6 7	128 H	Evansville	9 0							
110 H	Southern Ill.	4 0	167 A	Indiana St.	5 6							
110 H	Southern Ill.	5 2	167 A	Indiana St.	4 5							
128 H	Evansville	3 2	167 A	Indiana St.	4 3							
128 H	Evansville	12 4	99 A	Missouri St.	3 2							

Non-Div. I Games:

UNI

Average RPI Win: 172		WON-LOST RECORD		WINNING PCT. RANK		LAST 10 GAMES		STRENGTH OF SCHEDULE		OPP. STRENGTH OF SCHEDULE		TEAM RPI		ADJ RPI		CONF. RPI		ADJ CONF. RPI				
Average RPI Loss: 75																						
DIV. I ONLY		27-13-0		.675 50		5-5-0		191		84		85		.5346 85		7		7				
DIV. I NON-CONF.		21-5-0		.80769 24		1-1-0		267		160		77		.539 80		9		9				
TOTALS		RPI 1-25		RPI 26-50		W-L RECORDS		RPI 51-100		RPI 101-150		RPI 150+										
27-13-0		0-2-0		0-2-0		OVERALL		3-6-0		9-2-0		15-1-0										
26-7-0		0-2-0		0-2-0		HOME		2-1-0		9-2-0		15-0-0										
1-6-0		0-0-0		0-0-0		AWAY		1-5-0		0-0-0		0-1-0										
0-0-0		0-0-0		0-0-0		NEUTRAL		0-0-0		0-0-0		0-0-0										
21-5-0		0-2-0		0-0-0		NON-CONFERENCE		0-0-0		6-2-0		15-1-0										
21-4-0		0-2-0		0-0-0		HOME		0-0-0		6-2-0		15-0-0										
0-1-0		0-0-0		0-0-		AWAY		0-0-0		0-0-0		0-1-0										
0-0-0		0-0-0		0-0-0		NEUTRAL		0-0-0		0-0-0		0-0-0										
6-8-0		0-0-0		0-2-0		CONFERENCE		3-6-0		3-0-0		0-0-0										
5-3-0		0-0-0		0-2-0		HOME		2-1-0		3-0-0		0-0-0										
1-5-0		0-0-0		0-0-0		AWAY		1-5-0		0-0-0		0-0-0										
0-0-0		0-0-0		0-0-0		NEUTRAL		0-0-0		0-0-0		0-0-0										
RPI	S	Opponent		Score		RPI	S	Opponent		Score		RPI	S	Opponent		Score						
12	H	Alabama		3	9	28	H	Texas St.		0	3	62	A	South Ala.		1	6	111	H	UNCG	12	2
12	H	Alabama		0	6	28	H	Texas St.		4	5	62	A	South Ala.		2	0	111	H	UNCG	1	2
												62	A	South Ala.		0	6	112	H	Troy	6	5
												82	A	Ga. Southern		7	8	112	H	Troy	3	2
												82	A	Ga. Southern		0	8	112	H	Troy	4	3
												82	A	Ga. Southern		1	9	117	H	Campbell	3	2
												92	H	La.-Monroe		6	4	129	H	Penn St.	3	1
												92	H	La.-Monroe		3	6	132	H	Morehead St.	10	0
												92	H	La.-Monroe		3	1	145	H	Winthrop	3	1
																		145	H	Winthrop	3	4
																		150	H	Virginia Tech	6	4
																		153	H	Towson	4	3
																		160	H	UConn	2	0
																		180	H	UMass Lowell	5	3
																		181	A	Charleston So.	1	2
																		188	H	North Dakota	2	1
																		188	H	North Dakota	8	0
																		200	H	Youngstown St.	5	1
																		200	H	Youngstown St.	9	1
																		221	H	Northern Ky.	2	1
																		221	H	Northern Ky.	5	2
																		231	H	UMKC	7	0
																		231	H	UMKC	3	2
																		268	H	Robert Morris	6	2
																		282	H	Cleveland St.	12	0
																		282	H	Cleveland St.	5	0
																		286	H	Rider	11	0
				LAST 10 GAMES																		
				82	A	Ga. Southern		1	9	92	H	La.-Monroe		3	6	231	H	UMKC	3	2		
				82	A	Ga. Southern		7	8	145	H	Winthrop		3	1	268	H	Robert Morris	6	2		
				82	A	Ga. Southern		0	8	145	H	Winthrop		3	4	282	H	Cleveland St.	12	0		
				92	H	La.-Monroe		6	4	112	H	Troy		6	5	282	H	Cleveland St.	5	0		
				92	H	La.-Monroe		3	1	112	H	Troy		4	3	286	H	Rider	11	0		

Non-Div. I Games:

Coastal Caro.

Average RPI Win: 183		WON-LOST	WINNING		LAST 10	STRENGTH OF		OPP. STRENGTH	TEAM	ADJ		CONF.	ADJ CONF.					
Average RPI Loss: 116		RECORD	PCT. RANK		GAMES	SCHEDULE		OF SCHEDULE	RPI	RPI		RPI	RPI					
DIV. I ONLY		28-12-0	.7	39	4-6-0	169		215	83	.53392	86	14	14					
DIV. I NON-CONF.		24-6-0	.8	27	1-0-0	239		243	74	.53939	79	14	14					
TOTALS		RPI 1-25	RPI 26-50		W-L RECORDS		RPI 51-100		RPI 101-150		RPI 150+							
28-12-0		0-0-0	1-5-0		OVERALL		3-1-0		5-2-0		19-4-0							
11-7-0		0-0-0	0-4-0		HOME		1-0-0		1-1-0		9-2-0							
5-3-0		0-0-0	1-1-0		AWAY		0-1-0		2-1-0		2-0-0							
12-2-0		0-0-0	0-0-0		NEUTRAL		2-0-0		2-0-0		8-2-0							
24-6-0		0-0-0	0-2-0		NON-CONFERENCE		3-1-0		4-1-0		17-2-0							
9-3-0		0-0-0	0-2-0		HOME		1-0-0		1-1-0		7-0-0							
3-1-0		0-0-0	0-0-		AWAY		0-1-0		1-0-0		2-0-0							
12-2-0		0-0-0	0-0-0		NEUTRAL		2-0-0		2-0-0		8-2-0							
4-6-0		0-0-0	1-3-0		CONFERENCE		0-0-0		1-1-0		2-2-0							
2-4-0		0-0-0	0-2-0		HOME		0-0-0		0-0-0		2-2-0							
2-2-0		0-0-0	1-1-0		AWAY		0-0-0		1-1-0		0-0-0							
0-0-0		0-0-0	0-0-0		NEUTRAL		0-0-0		0-0-0		0-0-0							
RPI	S	Opponent	Score	RPI	S	Opponent	Score	RPI	S	Opponent	Score	RPI	S	Opponent	Score			
				41	A	SIUE	1 2	72	A	Memphis	3 5	101	A	Western Ky.	12 3			
				41	A	SIUE	8 2	72	H	Memphis	5 4	122	A	Eastern Ill.	4 3			
				43	H	Kennesaw St.	4 5	96	N	Louisiana Tech	4 2	122	A	Eastern Ill.	1 3			
				43	H	Kennesaw St.	1 7	99	N	Missouri St.	3 2	128	H	Evansville	14 0			
				47	H	Jacksonville St.	0 8					128	H	Evansville	2 3			
				47	H	Jacksonville St.	1 6					141	N	Miami (OH)	4 2			
												149	N	Loyola Chicago	3 1			
												155	H	Eastern Ky.	3 14			
												155	H	Eastern Ky.	7 0			
												157	A	Mercer	13 12			
												157	A	Mercer	5 0			
												185	H	Middle Tenn.	6 1			
												186	N	Valparaiso	1 0			
												192	H	Tennessee Tech	4 5			
												192	H	Tennessee Tech	1 0			
												202	N	Western Ill.	5 4			
												202	N	Western Ill.	9 8			
												208	N	Wright St.	5 2			
												222	N	Eastern Mich.	3 4			
												222	N	Eastern Mich.	5 2			
												231	H	UMKC	9 4			
												231	H	UMKC	7 6			
												253	H	Alabama St.	5 4			
												253	H	Alabama St.	2 0			
												253	N	Alabama St.	12 4			
												259	H	UMBC	2 1			
												259	H	UMBC	6 3			
LAST 10 GAMES				192 H Tennessee Tech				1 0	155 H Eastern Ky.				7 0	253 H Alabama St.				5 4
				192 H Tennessee Tech				4 5	155 H Eastern Ky.				3 14	253 H Alabama St.				2 0
				47 H Jacksonville St.				0 8	41 A SIUE				8 2	253 N Alabama St.				12 4
				47 H Jacksonville St.				1 6	41 A SIUE				1 2	259 H UMBC				2 1
				185 H Middle Tenn.				6 1	122 A Eastern Ill.				1 3	259 H UMBC				6 3

Non-Div. I Games:

Belmont

RPI	S	Opponent	Score	
277	N	Alabama A&M	3	15
285	N	Ark.-Pine Bluff	13	1
287	N	Savannah St.	13	3

Belmont

B
e
l
m
o
n
t

B
e
l
m
o
n
t

Average RPI Win:		169	WON-LOST RECORD		WINNING PCT. RANK		LAST 10 GAMES		STRENGTH OF SCHEDULE		OPP. STRENGTH OF SCHEDULE		TEAM RPI		ADJ RPI		CONF. RPI		ADJ CONF. RPI	
DIV. I ONLY			19-12-0		.6129 76		7-3-0		148		98		93		.53338 87		19		19	
DIV. I NON-CONF.			12-10-0		.54545 115		0-1-0		112		65		89		.52917 86		19		19	
TOTALS		RPI 1-25		RPI 26-50		W-L RECORDS		RPI 51-100		RPI 101-150		RPI 150+								
19-12-0		0-2-0		2-2-0		OVERALL		1-3-0		3-3-0		13-2-0								
5-2-0		0-0-0		0-0-0		HOME		0-0-0		1-2-0		4-0-0								
6-4-0		0-1-0		0-1-0		AWAY		0-0-0		0-0-0		6-2-0								
8-6-0		0-1-0		2-1-0		NEUTRAL		1-3-0		2-1-0		3-0-0								
12-10-0		0-2-0		2-2-0		NON-CONFERENCE		1-3-0		2-1-0		7-2-0								
1-0-0		0-0-0		0-0-0		HOME		0-0-0		0-0-0		1-0-0								
3-4-0		0-1-0		0-0-		AWAY		0-0-0		0-0-0		3-2-0								
8-6-0		0-1-0		2-1-0		NEUTRAL		1-3-0		2-1-0		3-0-0								
7-2-0		0-0-0		0-0-0		CONFERENCE		0-0-0		1-2-0		6-0-0								
4-2-0		0-0-0		0-0-0		HOME		0-0-0		1-2-0		3-0-0								
3-0-0		0-0-0		0-0-0		AWAY		0-0-0		0-0-0		3-0-0								
0-0-0		0-0-0		0-0-0		NEUTRAL		0-0-0		0-0-0		0-0-0								
RPI	S	Opponent		Score		RPI	S	Opponent		Score		RPI	S	Opponent		Score				
3	A	Florida		2	5	29	N	Ohio St.		1	3	59	N	Illinois St.		3	10			
15	N	Michigan		2	12	30	N	Tulsa		4	1	68	N	Cal St. Fullerton		7	10			
						37	A	Fla. Atlantic		0	3	71	N	Syracuse		5	3			
						45	N	Oregon St.		8	6	75	N	Stanford		8	2			
														131 N Delaware		4	5			
														132 N Morehead St.		3	0			
														132 N Morehead St.		9	7			
														154 A Radford		0	2			
														154 A Radford		0	3			
														164 A Maryland		4	3			
														174 N Toledo		10	1			
														184 A Creighton		11	7			
														184 A Creighton		13	6			
														184 A Creighton		205 A ETSU	10	2		
														205 A ETSU		7	6			
														207 H Providence		8	3			
														207 H Providence		15	7			
														207 H Providence		11	0			
														238 N Bethune-Cookman		1	0			
														247 H Wagner		10	2			
														287 N Savannah St.		13	0			
LAST 10 GAMES																				
127 H DePaul						5 3						184 A Creighton 11 7								
127 H DePaul						3 10						207 H Providence 11 0								
127 H DePaul						7 10						207 H Providence 8 3								
184 A Creighton						13 6						207 H Providence 15 7								
184 A Creighton						10 1						164 A Maryland 0 3								

Non-Div. I Games:

St. John's (NY)

Average RPI Win: 160		WON-LOST	WINNING	LAST 10	STRENGTH OF		OPP. STRENGTH	TEAM	ADJ		CONF.	ADJ CONF.			
Average RPI Loss: 106		RECORD	PCT. RANK	GAMES	SCHEDULE		OF SCHEDULE	RPI	RPI		RPI	RPI			
DIV. I ONLY		21-13-1	.61429	75	7-3-0		144	102	91	.533	88	20	20		
DIV. I NON-CONF.		16-10-1	.61111	87	2-0-0		102	78	72	.54633	72	20	20		
TOTALS		RPI 1-25	RPI 26-50		W-L RECORDS		RPI 51-100		RPI 101-150		RPI 150+				
21-13-1		0-2-0	0-1-0		OVERALL		6-4-1		0-1-0		15-5-0				
3-0-0		0-0-0	0-0-0		HOME		0-0-0		0-0-0		3-0-0				
6-6-1		0-2-0	0-0-0		AWAY		2-0-1		0-1-0		4-3-0				
12-7-0		0-0-0	0-1-0		NEUTRAL		4-4-0		0-0-0		8-2-0				
16-10-1		0-2-0	0-1-0		NON-CONFERENCE		6-4-1		0-1-0		10-2-0				
0-0-0		0-0-0	0-0-0		HOME		0-0-0		0-0-0		0-0-0				
4-3-1		0-2-0	0-0-		AWAY		2-0-1		0-1-0		2-0-0				
12-7-0		0-0-0	0-1-0		NEUTRAL		4-4-0		0-0-0		8-2-0				
5-3-0		0-0-0	0-0-0		CONFERENCE		0-0-0		0-0-0		5-3-0				
3-0-0		0-0-0	0-0-0		HOME		0-0-0		0-0-0		3-0-0				
2-3-0		0-0-0	0-0-0		AWAY		0-0-0		0-0-0		2-3-0				
0-0-0		0-0-0	0-0-0		NEUTRAL		0-0-0		0-0-0		0-0-0				
RPI S	Opponent	Score		RPI S	Opponent	Score		RPI S	Opponent	Score		RPI S	Opponent	Score	
5 A	UCLA	1	4	34 N	Notre Dame	1	2	57 A	CSUN	5	3	119 A	UNLV	5	6
5 A	UCLA	1	22					57 N	CSUN	0	5	151 A	Sacramento St.	3	2
								57 N	CSUN	14	11	151 A	Sacramento St.	0	4
								60 N	San Diego St.	7	16	158 N	Ill.-Chicago	4	0
								77 N	Murray St.	7	0	164 N	Maryland	6	2
								78 A	Long Beach St.	6	6	169 N	Iona	3	2
								81 N	Colorado St.	0	4	169 N	Iona	4	1
								83 A	Boise St.	6	5	184 N	Creighton	6	9
								83 N	Boise St.	1	7	187 A	Northern Colo.	2	6
								89 N	San Jose St.	4	1	187 A	Northern Colo.	8	0
								97 N	UT Martin	7	5	187 A	Northern Colo.	3	4
												188 H	North Dakota	8	7
												188 H	North Dakota	8	4
												188 H	North Dakota	2	0
												195 N	South Dakota	6	4
												220 A	Santa Clara	9	0
												220 A	Santa Clara	4	0
												220 N	Santa Clara	4	7
												220 N	Santa Clara	12	0
												228 N	Quinnipiac	2	1
												260 N	Bryant	15	7
				LAST 10 GAMES											
				187 A	Northern Colo.	2	6	188 H	North Dakota	8	7				
				187 A	Northern Colo.	3	4	151 A	Sacramento St.	3	2				
				187 A	Northern Colo.	8	0	151 A	Sacramento St.	0	4				
				188 H	North Dakota	8	4	77 N	Murray St.	7	0				
				188 H	North Dakota	2	0	260 N	Bryant	15	7				

Non-Div. I Games:

Weber St.

Average RPI Win:	126	WON-LOST RECORD	WINNING PCT. RANK	LAST 10 GAMES	STRENGTH OF SCHEDULE	OPP. STRENGTH OF SCHEDULE	TEAM RPI	ADJ RPI	CONF. RPI	ADJ CONF. RPI				
DIV. I ONLY		14-16-0	.46667	152	5-5-0	48	91	94	.5327	90	13	13		
DIV. I NON-CONF.		10-12-0	.45455	157	1-2-0	56	79	107	.52011	103	13	13		
<hr/>														
TOTALS	RPI 1-25	RPI 26-50		W-L RECORDS		RPI 51-100		RPI 101-150		RPI 150+				
14-16-0	1-4-0	0-3-0		OVERALL		3-1-0		3-3-0		7-5-0				
4-5-0	1-2-0	0-0-0		HOME		0-0-0		2-1-0		1-2-0				
4-5-0	0-2-0	0-0-0		AWAY		1-0-0		0-1-0		3-1-0				
6-6-0	0-0-0	0-3-0		NEUTRAL		2-1-0		1-1-0		3-1-0				
10-12-0	0-2-0	0-3-0		NON-CONFERENCE		3-1-0		1-2-0		6-4-0				
0-1-0	0-0-0	0-0-0		HOME		0-0-0		0-0-0		0-1-0				
4-5-0	0-2-0	0-0-		AWAY		1-0-0		0-1-0		3-2-0				
6-6-0	0-0-0	0-3-0		NEUTRAL		2-1-0		1-1-0		3-1-0				
4-4-0	1-2-0	0-0-0		CONFERENCE		0-0-0		2-1-0		1-1-0				
4-4-0	1-2-0	0-0-0		HOME		0-0-0		2-1-0		1-1-0				
0-0-0	0-0-0	0-0-0		AWAY		0-0-0		0-0-0		0-0-0				
0-0-0	0-0-0	0-0-0		NEUTRAL		0-0-0		0-0-0		0-0-0				
<hr/>														
RPI	S	Opponent	Score		RPI	S	Opponent	Score		RPI	S	Opponent	Score	
8	A	Oregon	1	12	39	N	Oklahoma St.	1	2	51	A	Fordham	3	2
8	A	Oregon	0	16	49	N	Wisconsin	0	4	52	N	Boston College	3	1
20	H	James Madison	4	10	49	N	Wisconsin	5	7	54	N	FIU	2	0
20	H	James Madison	5	2						56	N	South Fla.	5	7
20	H	James Madison	1	10										

Non-Div. I Games:

Hofstra

Average RPI Win: 204		WON-LOST RECORD	WINNING PCT. RANK	LAST 10 GAMES	STRENGTH OF SCHEDULE	OPP. STRENGTH OF SCHEDULE	TEAM RPI	ADJ RPI	CONF. RPI	ADJ CONF. RPI	
Average RPI Loss: 84											
DIV. I ONLY		24-11-0	.68571 44	5-5-0	178	195	87	.5326 91	5	5	
DIV. I NON-CONF.		22-7-0	.75862 38	3-1-0	252	244	93	.5232 95	7	7	
TOTALS		RPI 1-25	RPI 26-50		W-L RECORDS		RPI 51-100		RPI 101-150		RPI 150+
24-11-0	0-0-0		2-6-0		OVERALL		0-1-0		1-2-0		21-2-0
18-9-0	0-0-0		1-4-0		HOME		0-1-0		0-2-0		17-2-0
1-2-0	0-0-0		1-2-0		AWAY		0-0-0		0-0-0		0-0-0
5-0-0	0-0-0		0-0-0		NEUTRAL		0-0-0		1-0-0		4-0-0
22-7-0	0-0-0		0-2-0		NON-CONFERENCE		0-1-0		1-2-0		21-2-0
17-7-0	0-0-0		0-2-0		HOME		0-1-0		0-2-0		17-2-0
0-0-0	0-0-0		0-0-		AWAY		0-0-0		0-0-0		0-0-0
5-0-0	0-0-0		0-0-0		NEUTRAL		0-0-0		1-0-0		4-0-0
2-4-0	0-0-0		2-4-0		CONFERENCE		0-0-0		0-0-0		0-0-0
1-2-0	0-0-0		1-2-0		HOME		0-0-0		0-0-0		0-0-0
1-2-0	0-0-0		1-2-0		AWAY		0-0-0		0-0-0		0-0-0
0-0-0	0-0-0		0-0-0		NEUTRAL		0-0-0		0-0-0		0-0-0
RPI S	Opponent	Score	RPI S	Opponent	Score	RPI S	Opponent	Score	RPI S	Opponent	Score
			29 H	Ohio St.	0 4	56 H	South Fla.	3 6	118 H	Kansas	0 4
			36 H	Ole Miss	0 3				131 N	Delaware	10 4
			38 A	Lipscomb	3 5				147 H	North Dakota St.	1 3
			38 A	Lipscomb	2 0				156 H	LIU Brooklyn	9 8
			38 A	Lipscomb	1 7				156 N	LIU Brooklyn	11 6
			43 H	Kennesaw St.	4 5				168 H	Bucknell	2 5
			43 H	Kennesaw St.	3 0				168 H	Bucknell	4 3
			43 H	Kennesaw St.	0 4				195 H	South Dakota	7 3
									203 N	George Washington	8 3
									207 H	Providence	5 4
									207 H	Providence	5 3
									207 N	Providence	9 3
									210 H	Colgate	10 1
									210 H	Colgate	11 12
									211 H	Manhattan	7 3
									232 H	Akron	10 6
									232 H	Akron	11 5
									235 H	Columbia	4 3
									238 H	Bethune-Cookman	13 2
									238 N	Bethune-Cookman	10 5
									239 H	George Mason	4 0
									239 H	George Mason	6 4
									265 H	Mt. St. Mary's	5 4
									276 H	Cornell	16 4
									287 H	Savannah St.	7 1
									287 H	Savannah St.	8 0
LAST 10 GAMES			38 A	Lipscomb	1 7	43 H	Kennesaw St.	0 4			
			38 A	Lipscomb	3 5	168 H	Bucknell	2 5			
			38 A	Lipscomb	2 0	168 H	Bucknell	4 3			
			43 H	Kennesaw St.	4 5	239 H	George Mason	4 0			
			43 H	Kennesaw St.	3 0	239 H	George Mason	6 4			

Non-Div. I Games:

Stetson

Average RPI Win:		176	WON-LOST RECORD		WINNING PCT. RANK		LAST 10 GAMES		STRENGTH OF SCHEDULE		OPP. STRENGTH OF SCHEDULE		TEAM RPI		ADJ RPI		CONF. RPI		ADJ CONF. RPI					
DIV. I ONLY			24-15-0		.61538		72		5-5-0		133		127		90		.53221		92		7		7	
DIV. I NON-CONF.			16-8-0		.66667		64		1-1-0		221		190		101		.52028		102		9		9	
TOTALS		RPI 1-25		RPI 26-50				W-L RECORDS				RPI 51-100				RPI 101-150				RPI 150+				
24-15-0		0-3-0		1-4-0				OVERALL				4-3-0				1-2-0				18-3-0				
12-4-0		0-0-0		1-3-0				HOME				2-1-0				0-0-0				9-0-0				
6-8-0		0-3-0		0-0-0				AWAY				2-2-0				1-2-0				3-1-0				
6-3-0		0-0-0		0-1-0				NEUTRAL				0-0-0				0-0-0				6-2-0				
16-8-0		0-3-0		0-2-0				NON-CONFERENCE				1-0-0				0-0-0				15-3-0				
6-1-0		0-0-0		0-1-0				HOME				0-0-0				0-0-0				6-0-0				
4-4-0		0-3-0		0-0-				AWAY				1-0-0				0-0-0				3-1-0				
6-3-0		0-0-0		0-1-0				NEUTRAL				0-0-0				0-0-0				6-2-0				
8-7-0		0-0-0		1-2-0				CONFERENCE				3-3-0				1-2-0				3-0-0				
6-3-0		0-0-0		1-2-0				HOME				2-1-0				0-0-0				3-0-0				
2-4-0		0-0-0		0-0-0				AWAY				1-2-0				1-2-0				0-0-0				
0-0-0		0-0-0		0-0-0				NEUTRAL				0-0-0				0-0-0				0-0-0				
RPI	S	Opponent		Score		RPI	S	Opponent		Score		RPI	S	Opponent		Score		RPI	S	Opponent		Score		
10	A	LSU		1	9	28	H	Texas St.		3	2	63	A	McNeese		3	0	104	A	UT Arlington		3	9	
21	A	Georgia		0	9	28	H	Texas St.		0	5	82	H	Ga. Southern		3	4	104	A	UT Arlington		3	0	
21	A	Georgia		2	10	28	H	Texas St.		1	2	82	H	Ga. Southern		3	0	104	A	UT Arlington		1	2	
						41	H	SIUE		1	2	82	H	Ga. Southern		1	0	159	A	SFA		5	1	
						49	N	Wisconsin		2	5	85	A	Coastal Caro.		6	3	166	A	Northwestern St.		6	2	
												85	A	Coastal Caro.		1	3	166	H	Northwestern St.		8	5	
												85	A	Coastal Caro.		4	6	166	H	Northwestern St.		5	3	
																		189	H	Sam Houston St.		12	0	
																		189	N	Sam Houston St.		3	6	
																		193	N	Dayton		0	1	
																		196	H	Appalachian St.		5	1	
																		196	H	Appalachian St.		2	1	
																		196	H	Appalachian St.		2	0	
																		197	N	Princeton		12	1	
																		198	A	Central Ark.		6	10	
																		198	A	Central Ark.		1	0	
																		202	N	Western Ill.		1	0	
																		212	N	Houston Baptist		4	3	
																		221	N	Northern Ky.		6	1	
																		221	N	Northern Ky.		1	0	
																		242	H	Incarnate Word		6	1	
																		263	H	Prairie View		10	0	
																		285	N	Ark.-Pine Bluff		9	6	
																		295	H	Grambling		10	1	
LAST 10 GAMES																								
						196	H	Appalachian St.		5	1	85	A	Coastal Caro.		1	3	285	N	Ark.-Pine Bluff		9	6	
						196	H	Appalachian St.		2	0	85	A	Coastal Caro.		6	3	295	H	Grambling		10	1	
						196	H	Appalachian St.		2	1	10	A	LSU		1	9							
						166	A	Northwestern St.		6	2	28	H	Texas St.		1	2							
						85	A	Coastal Caro.		4	6	28	H	Texas St.		0	5							

Non-Div. I Games:

La.-Monroe

Average RPI Win: 169		WON-LOST RECORD		WINNING PCT. RANK		LAST 10 GAMES		STRENGTH OF SCHEDULE		OPP. STRENGTH OF SCHEDULE		TEAM RPI		ADJ RPI		CONF. RPI		ADJ CONF. RPI					
DIV. I ONLY		20-17-0		.54054 111		6-4-0		91		83		98		.53111 93		9		8					
DIV. I NON-CONF.		15-16-0		.48387 135		1-4-0		87		99		112		.51809 106		6		6					
TOTALS		RPI 1-25		RPI 26-50		W-L RECORDS		RPI 51-100		RPI 101-150		RPI 150+											
20-17-0		1-3-0		0-6-0		OVERALL		3-5-0		3-1-0		13-2-0											
16-10-0		0-2-0		0-2-0		HOME		1-3-0		2-1-0		13-2-0											
3-4-0		1-0-0		0-2-0		AWAY		2-2-0		0-0-0		0-0-0											
1-3-0		0-1-0		0-2-0		NEUTRAL		0-0-0		1-0-0		0-0-0											
15-16-0		1-3-0		0-6-0		NON-CONFERENCE		1-4-0		3-1-0		10-2-0											
13-10-0		0-2-0		0-2-0		HOME		1-3-0		2-1-0		10-2-0											
1-3-0		1-0-0		0-0-		AWAY		0-1-0		0-0-0		0-0-0											
1-3-0		0-1-0		0-2-0		NEUTRAL		0-0-0		1-0-0		0-0-0											
5-1-0		0-0-0		0-0-0		CONFERENCE		2-1-0		0-0-0		3-0-0											
3-0-0		0-0-0		0-0-0		HOME		0-0-0		0-0-0		3-0-0											
2-1-0		0-0-0		0-0-0		AWAY		2-1-0		0-0-0		0-0-0											
0-0-0		0-0-0		0-0-0		NEUTRAL		0-0-0		0-0-0		0-0-0											
RPI	S	Opponent		Score		RPI	S	Opponent		Score		RPI	S	Opponent		Score							
4	A	Texas A&M		1	0	28	H	Texas St.		0	7	52	H	Boston College		4	12	107	H	UC Santa Barbara	14	2	
14	H	Oklahoma		1	2	32	A	Texas		1	3	52	H	Boston College		7	3	120	H	Lamar University	11	2	
14	H	Oklahoma		5	7	32	A	Texas		1	2	55	A	UCF		3	5	120	H	Lamar University	0	6	
18	N	Utah		0	8	36	H	Ole Miss		3	12	55	A	UCF		11	5	143	N	Purdue	8	2	
						45	N	Oregon St.		6	7	55	A	UCF		5	4	160	H	UConn	6	4	
						50	N	Northwestern		1	3	63	H	McNeese		0	1	160	H	UConn	22	0	
												65	H	Wichita St.		2	5	160	H	UConn	6	0	
												68	A	Cal St. Fullerton		0	8	189	H	Sam Houston St.	6	5	
																		194	H	Georgetown	10	0	
																		197	H	Princeton	14	1	
																		208	H	Wright St.	3	4	
																		208	H	Wright St.	5	8	
																		212	H	Houston Baptist	3	1	
																		242	H	Incarnate Word	12	3	
																		244	H	Rhode Island	12	0	
																		263	H	Prairie View	7	0	
																		263	H	Prairie View	3	0	
																		284	H	Texas Southern	1	0	
																		284	H	Texas Southern	6	0	
						LAST 10 GAMES																	
						160	H	UConn		22	0	32	A	Texas		1	3						
						160	H	UConn		6	4	32	A	Texas		1	2						
						160	H	UConn		6	0	63	H	McNeese		0	1						
						120	H	Lamar University		11	2	55	A	UCF		5	4						
						120	H	Lamar University		0	6	55	A	UCF		11	5						

Non-Div. I Games:

Houston

Average RPI Win:		146	WON-LOST RECORD		WINNING PCT. RANK		LAST 10 GAMES		STRENGTH OF SCHEDULE		OPP. STRENGTH OF SCHEDULE		TEAM RPI		ADJ RPI		CONF. RPI		ADJ CONF. RPI	
DIV. I ONLY				19-20-0		.48718 144		4-6-0		53		109		98		.53051 94		12 12		
DIV. I NON-CONF.				14-13-0		.51852 125		0-1-0		37		135		80		.53945 78		12 12		
TOTALS		RPI 1-25		RPI 26-50		W-L RECORDS		RPI 51-100		RPI 101-150		RPI 150+								
19-20-0		0-3-0		2-2-0		OVERALL		3-9-0		6-4-0		8-2-0								
2-4-0		0-0-0		0-0-0		HOME		2-4-0		0-0-0		0-0-0								
6-10-0		0-2-0		1-1-0		AWAY		0-3-0		4-3-0		1-1-0								
11-6-0		0-1-0		1-1-0		NEUTRAL		1-2-0		2-1-0		7-1-0								
14-13-0		0-3-0		2-2-0		NON-CONFERENCE		1-5-0		3-1-0		8-2-0								
0-0-0		0-0-0		0-0-0		HOME		0-0-0		0-0-0		0-0-0								
3-7-0		0-2-0		1-0-		AWAY		0-3-0		1-0-0		1-1-0								
11-6-0		0-1-0		1-1-0		NEUTRAL		1-2-0		2-1-0		7-1-0								
5-7-0		0-0-0		0-0-0		CONFERENCE		2-4-0		3-3-0		0-0-0								
2-4-0		0-0-0		0-0-0		HOME		2-4-0		0-0-0		0-0-0								
3-3-0		0-0-0		0-0-0		AWAY		0-0-0		3-3-0		0-0-0								
0-0-0		0-0-0		0-0-0		NEUTRAL		0-0-0		0-0-0		0-0-0								
RPI	S	Opponent		Score		RPI	S	Opponent		Score		RPI	S	Opponent		Score				
11	A	Tennessee		2	10	31	A	Louisiana		2	1	58	N	Ohio		2	16			
11	N	Tennessee		0	8	41	A	SIUE		0	10	65	H	Wichita St.		5	7			
25	A	Illinois		1	7	45	N	Oregon St.		18	8	65	H	Wichita St.		1	10			
						47	N	Jacksonville St.		2	3	65	H	Wichita St.		1	0			
												66	N	Utah St.		5	7			
												66	N	Utah St.		4	0			
												69	A	Grand Canyon		3	11			
												69	A	Grand Canyon		4	7			
												69	A	Grand Canyon		4	5			
												99	H	Missouri St.		0	5			
												99	H	Missouri St.		0	4			
												99	H	Missouri St.		9	1			
						</														

Non-Div. I Games:

Bradley

Average RPI Win: 167		WON-LOST RECORD		WINNING PCT. RANK		LAST 10 GAMES		STRENGTH OF SCHEDULE		OPP. STRENGTH OF SCHEDULE		TEAM RPI		ADJ RPI		CONF. RPI		ADJ CONF. RPI					
DIV. I ONLY		25-18-0		.5814 88		8-2-0		104		175		100		.52968 95		16		16					
DIV. I NON-CONF.		16-16-0		.5 127		1-0-0		125		154		123		.50858 118		18		18					
TOTALS		RPI 1-25		RPI 26-50		W-L RECORDS		RPI 51-100		RPI 101-150		RPI 150+											
25-18-0		0-1-0		2-1-0		OVERALL		2-9-0		8-3-0		13-4-0											
6-0-0		0-0-0		0-0-0		HOME		0-0-0		5-0-0		1-0-0											
7-5-0		0-1-0		2-1-0		AWAY		2-1-0		0-1-0		3-1-0											
12-13-0		0-0-0		0-0-0		NEUTRAL		0-8-0		3-2-0		9-3-0											
16-16-0		0-1-0		2-1-0		NON-CONFERENCE		0-8-0		3-3-0		11-3-0											
1-0-0		0-0-0		0-0-0		HOME		0-0-0		0-0-0		1-0-0											
3-3-0		0-1-0		2-0-		AWAY		0-0-0		0-1-0		1-0-0											
12-13-0		0-0-0		0-0-0		NEUTRAL		0-8-0		3-2-0		9-3-0											
9-2-0		0-0-0		0-0-0		CONFERENCE		2-1-0		5-0-0		2-1-0											
5-0-0		0-0-0		0-0-0		HOME		0-0-0		5-0-0		0-0-0											
4-2-0		0-0-0		0-0-0		AWAY		2-1-0		0-0-0		2-1-0											
0-0-0		0-0-0		0-0-0		NEUTRAL		0-0-0		0-0-0		0-0-0											
RPI	S	Opponent		Score		RPI	S	Opponent		Score		RPI	S	Opponent		Score							
1	A	Arizona		1	9	31	A	Louisiana		4	7	51	N	Fordham		1	2	102	A	FGCU		1	3
						37	A	Fla. Atlantic		9	4	52	N	Boston College		4	6	113	N	Abilene Christian		5	3
						41	A	SIUE		6	1	54	N	FIU		2	6	121	N	Lehigh		1	2
												56	N	South Fla.		2	6	124	N	Drake		17	2
												58	A	Ohio		2	3	125	H	Northern Ill.		3	2
												58	A	Ohio		3	2	125	H	Northern Ill.		6	4
												58	A	Ohio		3	2	127	N	DePaul		5	2
												80	N	Liberty		1	2	141	H	Miami (OH)		6	3
												82	N	Ga. Southern		3	4	141	H	Miami (OH)		6	5
												98	N	Southern Miss.		2	3	141	H	Miami (OH)		3	1
												98	N	Southern Miss.		1	8	147	N	North Dakota St.		0	6
																		153	N	Towson		10	0
																		156	N	LIU Brooklyn		0	3
																		163	N	Iowa St.		4	7
																		167	A	Indiana St.		2	1
																		176	H	Butler		10	2
																		176	N	Butler		7	1
																		179	N	Rutgers		12	4
																		204	N	Penn		11	1
																		219	N	Oakland		0	1
																		221	N	Northern Ky.		3	0
																		270	N	Brown		8	0
																		273	N	St. Bonaventure		8	1
																		274	N	Holy Cross		5	3
																		278	A	Buffalo		4	7
																		278	A	Buffalo		6	0
																		278	A	Buffalo		9	1
				LAST 10 GAMES																			
						58	A	Ohio		2	3	141	H	Miami (OH)		6	3	273	N	St. Bonaventure		8	1
						58	A	Ohio		3	2	141	H	Miami (OH)		3	1	274	N	Holy Cross		5	3
						58	A	Ohio		3	2	141	H	Miami (OH)		6	5	278	A	Buffalo		4	7
						125	H	Northern Ill.		6	4	167	A	Indiana St.		2	1	278	A	Buffalo		6	0
						125	H	Northern Ill.		3	2	278	A	Buffalo		4	7	278	A	Buffalo		9	1

Non-Div. I Games:

Ball St.

RPI	S	Opponent	Score	
290	N	Hartford	5	0

Ball St.

B
a
l
l
S
t
.

B
a
l
l
S
t
.

Average RPI Win:	168	WON-LOST	WINNING	LAST 10	STRENGTH OF	OPP. STRENGTH	TEAM	ADJ	CONF.	ADJ CONF.								
Average RPI Loss:	74	RECORD	PCT. RANK	GAMES	SCHEDULE	OF SCHEDULE	RPI	RPI	RPI	RPI								
DIV. I ONLY		26-14-0	.65	59	6-4-0	198	81	95	.52962	96	11	11						
DIV. I NON-CONF.		17-11-0	.60714	88	2-2-0	197	96	103	.5207	100	11	11						
<hr/>																		
TOTALS	RPI 1-25	RPI 26-50		W-L RECORDS		RPI 51-100		RPI 101-150		RPI 150+								
26-14-0	1-3-0	0-4-0		OVERALL		5-3-0		7-1-0		13-3-0								
15-4-0	0-0-0	0-0-0		HOME		2-1-0		3-1-0		10-2-0								
6-6-0	0-1-0	0-3-0		AWAY		3-1-0		3-0-0		0-1-0								
5-4-0	1-2-0	0-1-0		NEUTRAL		0-1-0		1-0-0		3-0-0								
<hr/>																		
17-11-0	1-3-0	0-4-0		NON-CONFERENCE		2-3-0		2-0-0		12-1-0								
12-1-0	0-0-0	0-0-0		HOME		2-1-0		1-0-0		9-0-0								
0-6-0	0-1-0	0-0-		AWAY		0-1-0		0-0-0		0-1-0								
5-4-0	1-2-0	0-1-0		NEUTRAL		0-1-0		1-0-0		3-0-0								
<hr/>																		
9-3-0	0-0-0	0-0-0		CONFERENCE		3-0-0		5-1-0		1-2-0								
3-3-0	0-0-0	0-0-0		HOME		0-0-0		2-1-0		1-2-0								
6-0-0	0-0-0	0-0-0		AWAY		3-0-0		3-0-0		0-0-0								
0-0-0	0-0-0	0-0-0		NEUTRAL		0-0-0		0-0-0		0-0-0								
<hr/>																		
RPI	S	Opponent	Score		RPI	S	Opponent	Score		RPI	S	Opponent	Score					
10	A	LSU	0	5	32	A	Texas	5	6	63	H	McNeese	7	13				
14	N	Oklahoma	1	5	32	A	Texas	2	9	72	A	Memphis	2	5				
22	N	South Carolina	5	1	33	N	Mississippi St.	4	5	84	H	UNI	8	0				
22	N	South Carolina	3	4	36	A	Ole Miss	3	4	86	N	Belmont	2	4				
										116 N Indiana					8	0		
										135 H Southeastern La.					5	1		
										148 A UAB					5	0		
										148 A UAB					16	5		
										148 A UAB					1	0		
										159 H SFA					8	0		
										166 A Northwestern St.					3	5		
										166 H Northwestern St.					6	5		
										185 H Middle Tenn.					8	9		
										185 H Middle Tenn.					4	0		
										185 H Middle Tenn.					1	3		
										188 H North Dakota					10	2		
										189 H Sam Houston St.					7	1		
										201 H Samford					9	3		
										208 N Wright St.					9	1		
										242 H Incarnate Word					1	0		
										267 N Tennessee St.					10	0		
										285 H Ark.-Pine Bluff					10	0		
										285 N Ark.-Pine Bluff					12	1		
										295 H Grambling					15	0		
										295 H Grambling					6	0		
<hr/>																		
					LAST 10 GAMES													
					148 A UAB					16	5	185 H Middle Tenn.					4	0
					148 A UAB					5	0	185 H Middle Tenn.					1	3
					148 A UAB					1	0	159 H SFA					8	0
					295 H Grambling					15	0	14 N Oklahoma					1	5
					185 H Middle Tenn.					8	9	33 N Mississippi St.					4	5

Non-Div. I Games:

Louisiana Tech

RPI	S	Opponent	Score	
279	N	Fairleigh Dickinson	6	1
293	N	Coppin St.	8	0

UT Martin

U
T
M
a
r
t
i
n

U
T
M
a
r
t
i
n

Average RPI Win: 145		WON-LOST	WINNING	LAST 10	STRENGTH OF		OPP. STRENGTH	TEAM	ADJ	CONF.	ADJ CONF.
Average RPI Loss: 102		RECORD	PCT. RANK	GAMES	SCHEDULE		OF SCHEDULE	RPI	RPI	RPI	RPI
DIV. I ONLY		20-21-0	.4878	143	4-6-0		67	135	109	.52867	98
DIV. I NON-CONF.		15-11-0	.57692	102	2-2-0		41	174	69	.55396	66
TOTALS		RPI 1-25	RPI 26-50		W-L RECORDS		RPI 51-100		RPI 101-150		RPI 150+
20-21-0		1-3-0	5-2-0		OVERALL		4-7-0		1-5-0		9-4-0
7-12-0		1-3-0	0-2-0		HOME		1-3-0		0-2-0		5-2-0
11-8-0		0-0-0	5-0-0		AWAY		1-4-0		1-3-0		4-1-0
2-1-0		0-0-0	0-0-0		NEUTRAL		2-0-0		0-0-0		0-1-0
15-11-0		0-1-0	5-2-0		NON-CONFERENCE		3-2-0		0-3-0		7-3-0
6-7-0		0-1-0	0-2-0		HOME		1-0-0		0-2-0		5-2-0
7-3-0		0-0-0	5-0-		AWAY		0-2-0		0-1-0		2-0-0
2-1-0		0-0-0	0-0-0		NEUTRAL		2-0-0		0-0-0		0-1-0
5-10-0		1-2-0	0-0-0		CONFERENCE		1-5-0		1-2-0		2-1-0
1-5-0		1-2-0	0-0-0		HOME		0-3-0		0-0-0		0-0-0
4-5-0		0-0-0	0-0-0		AWAY		1-2-0		1-2-0		2-1-0
0-0-0		0-0-0	0-0-0		NEUTRAL		0-0-0		0-0-0		0-0-0
RPI S	Opponent	Score	RPI S	Opponent	Score	RPI S	Opponent	Score	RPI S	Opponent	Score
10 H	LSU	2 4	31 A	Louisiana	5 3	62 A	South Ala.	3 4	112 A	Troy	0 2
24 H	Marshall	0 5	31 A	Louisiana	4 3	62 H	South Ala.	2 1	114 H	Nicholls St.	2 3
24 H	Marshall	0 3	33 H	Mississippi St.	2 3	63 A	McNeese	1 4	114 H	Nicholls St.	1 3
24 H	Marshall	8 0	47 A	Jacksonville St.	4 3	70 A	North Texas	1 4	148 A	UAB	0 1
			47 A	Jacksonville St.	2 1	70 A	North Texas	4 1	148 A	UAB	10 4
			47 A	Jacksonville St.	6 4	70 A	North Texas	6 9	148 A	UAB	2 3
			47 H	Jacksonville St.	0 2	95 N	Ball St.	3 2	159 H	SFA	0 5
						95 N	Ball St.	8 1	159 H	SFA	6 2
						96 H	Louisiana Tech	0 4	163 N	Iowa St.	4 6
						96 H	Louisiana Tech	2 4	213 A	UTEP	2 12
						96 H	Louisiana Tech	1 8	213 A	UTEP	6 2
									213 A	UTEP	6 1
									253 A	Alabama St.	7 1
									264 H	Mississippi Val.	9 1
									264 H	Mississippi Val.	3 1
									272 H	Alcorn	7 6
									272 H	Alcorn	10 8
									280 H	N.C. A&T	0 1
									289 A	Jackson St.	21 5
			LAST 10 GAMES								
			70 A	North Texas	6 9	24 H	Marshall	0 3			
			70 A	North Texas	1 4	24 H	Marshall	0 5			
			70 A	North Texas	4 1	24 H	Marshall	8 0			
			62 A	South Ala.	3 4	289 A	Jackson St.	21 5			
			264 H	Mississippi Val.	9 1	33 H	Mississippi St.	2 3			

Non-Div. I Games:

Southern Miss.

Average RPI Win: 171		WON-LOST RECORD		WINNING PCT. RANK		LAST 10 GAMES		STRENGTH OF SCHEDULE		OPP. STRENGTH OF SCHEDULE		TEAM RPI		ADJ RPI		CONF. RPI		ADJ CONF. RPI					
DIV. I ONLY		20-13-0		.60606 79		7-3-0		130		152		97		.52865 99		12		12					
DIV. I NON-CONF.		12-9-0		.57143 104		0-0-0		173		186		118		.51011 117		12		12					
TOTALS		RPI 1-25		RPI 26-50		W-L RECORDS		RPI 51-100		RPI 101-150		RPI 150+											
20-13-0		0-2-0		1-1-0		OVERALL		3-5-0		5-0-0		11-5-0											
4-2-0		0-0-0		0-0-0		HOME		1-2-0		3-0-0		0-0-0											
7-5-0		0-2-0		1-0-0		AWAY		2-2-0		0-0-0		4-1-0											
9-6-0		0-0-0		0-1-0		NEUTRAL		0-1-0		2-0-0		7-4-0											
12-9-0		0-2-0		1-1-0		NON-CONFERENCE		0-2-0		2-0-0		9-4-0											
0-0-0		0-0-0		0-0-0		HOME		0-0-0		0-0-0		0-0-0											
3-3-0		0-2-0		1-0-		AWAY		0-1-0		0-0-0		2-0-0											
9-6-0		0-0-0		0-1-0		NEUTRAL		0-1-0		2-0-0		7-4-0											
8-4-0		0-0-0		0-0-0		CONFERENCE		3-3-0		3-0-0		2-1-0											
4-2-0		0-0-0		0-0-0		HOME		1-2-0		3-0-0		0-0-0											
4-2-0		0-0-0		0-0-0		AWAY		2-1-0		0-0-0		2-1-0											
0-0-0		0-0-0		0-0-0		NEUTRAL		0-0-0		0-0-0		0-0-0											
RPI	S	Opponent		Score		RPI	S	Opponent		Score		RPI	S	Opponent		Score		RPI	S	Opponent		Score	
4	A	Texas A&M		2	8	39	A	Oklahoma St.		7	3	84	H	UNI		6	0	126	N	New Mexico		7	6
4	A	Texas A&M		0	5	47	N	Jacksonville St.		2	4	84	H	UNI		2	3	126	N	New Mexico		5	3
												84	H	UNI		2	6	149	H	Loyola Chicago		2	0
												86	N	Belmont		2	3	149	H	Loyola Chicago		4	0
												94	A	Bradley		1	9	149	H	Loyola Chicago		9	1
												94	A	Bradley		4	0	159	N	SFA		2	0
												94	A	Bradley		5	0	167	A	Indiana St.		2	1
												96	A	Louisiana Tech		4	5	167	A	Indiana St.		1	0
																		167	A	Indiana St.		2	3
																		182	N	Southeast Mo. St.		1	2
																		188	N	North Dakota		4	5
																		198	A	Central Ark.		6	2
																		201	N	Samford		2	1
																		201	N	Samford		1	10
																		209	N	Saint Louis		1	2
																		231	A	UMKC		8	0
																		231	N	UMKC		8	0
																		242	N	Incarnate Word		9	1
																		253	N	Alabama St.		13	8
																		267	N	Tennessee St.		7	0
																		285	N	Ark.-Pine Bluff		8	0
LAST 10 GAMES																							
						167	A	Indiana St.		2	3	94	A	Bradley		5	0						
						167	A	Indiana St.		1	0	149	H	Loyola Chicago		2	0						
						167	A	Indiana St.		2	1	149	H	Loyola Chicago		4	0						
						94	A	Bradley		1	9	149	H	Loyola Chicago		9	1						
						94	A	Bradley		4	0	84	H	UNI		2	3						

Non-Div. I Games:

Missouri St.

Non-Div. I Games:

Elon

W
e
s
t
e
r
n
K
y
:

Western Ky.

FGCU

Average RPI Win: 172		WON-LOST	WINNING	LAST 10	STRENGTH OF		OPP. STRENGTH	TEAM	ADJ	CONF.	ADJ CONF.
Average RPI Loss: 78		RECORD	PCT. RANK	GAMES	SCHEDULE		OF SCHEDULE	RPI	RPI	RPI	RPI
DIV. I ONLY		21-19-0	.525	126	4-6-0		88	123	104	.52578	102
DIV. I NON-CONF.		18-13-0	.58065	101	1-0-0		156	109	100	.52317	96
TOTALS		RPI 1-25	RPI 26-50		W-L RECORDS		RPI 51-100		RPI 101-150		RPI 150+
21-19-0	0-2-0	1-6-0		OVERALL		4-6-0		2-2-0		14-3-0	
17-11-0	0-2-0	0-4-0		HOME		3-2-0		2-1-0		12-2-0	
1-3-0	0-0-0	0-0-0		AWAY		1-3-0		0-0-0		0-0-0	
3-5-0	0-0-0	1-2-0		NEUTRAL		0-1-0		0-1-0		2-1-0	
18-13-0	0-2-0	1-3-0		NON-CONFERENCE		3-4-0		0-1-0		14-3-0	
15-7-0	0-2-0	0-1-0		HOME		3-2-0		0-0-0		12-2-0	
0-1-0	0-0-0	0-0-0		AWAY		0-1-0		0-0-0		0-0-0	
3-5-0	0-0-0	1-2-0		NEUTRAL		0-1-0		0-1-0		2-1-0	
3-6-0	0-0-0	0-3-0		CONFERENCE		1-2-0		2-1-0		0-0-0	
2-4-0	0-0-0	0-3-0		HOME		0-0-0		2-1-0		0-0-0	
1-2-0	0-0-0	0-0-0		AWAY		1-2-0		0-0-0		0-0-0	
0-0-0	0-0-0	0-0-0		NEUTRAL		0-0-0		0-0-0		0-0-0	
RPI S	Opponent	Score	RPI S	Opponent	Score	RPI S	Opponent	Score	RPI S	Opponent	Score
6 H	Florida St.	1 13	33 N	Mississippi St.	3 6	52 H	Boston College	3 1	109 N	Texas Tech	8 10
6 H	Florida St.	0 7	42 N	Fresno St.	4 3	54 H	FIU	1 6	136 H	Jacksonville	2 3
			42 N	Fresno St.	0 9	55 A	UCF	3 5	136 H	Jacksonville	6 2
			48 H	USC Upstate	0 5	55 H	UCF	1 5	136 H	Jacksonville	4 2
			48 H	USC Upstate	0 3	68 N	Cal St. Fullerton	1 4	156 H	LIU Brooklyn	9 1
			48 H	USC Upstate	4 5	79 A	North Florida	5 2	156 H	LIU Brooklyn	8 0
			49 H	Wisconsin	0 6	79 A	North Florida	4 6	156 H	LIU Brooklyn	8 0
						79 A	North Florida	0 2	156 H	LIU Brooklyn	7 0
						90 H	Hofstra	10 2	163 H	Iowa St.	7 4
						95 H	Ball St.	3 1	163 H	Iowa St.	2 5
									179 H	Rutgers	6 5
									206 H	IUPUI	1 2
									207 N	Providence	10 7
									207 N	Providence	2 5
									207 N	Providence	3 0
									250 H	Drexel	4 3
									256 H	Canisius	2 1
									256 H	Canisius	8 0
									274 H	Holy Cross	3 0
									274 H	Holy Cross	12 9
									282 H	Cleveland St.	2 0
			LAST 10 GAMES								
			48 H	USC Upstate	0 5	79 A	North Florida	4 6			
			48 H	USC Upstate	4 5	136 H	Jacksonville	4 2			
			48 H	USC Upstate	0 3	136 H	Jacksonville	6 2			
			79 A	North Florida	5 2	136 H	Jacksonville	2 3			
			79 A	North Florida	0 2	250 H	Drexel	4 3			

Non-Div. I Games:

FGCU

C
h
a
r
l
o
t
t
e

Charlotte

Average RPI Win:	162	WON-LOST RECORD	WINNING PCT. RANK	LAST 10 GAMES	STRENGTH OF SCHEDULE	OPP. STRENGTH OF SCHEDULE	TEAM RPI	ADJ RPI	CONF. RPI	ADJ CONF. RPI		
Average RPI Loss:	74											
DIV. I ONLY		20-19-0	.51282	134	4-6-0	69	125	101	.52554	104	7	7
DIV. I NON-CONF.		14-10-0	.58333	96	0-1-0	143	194	98	.51964	104	9	9
<hr/>												
TOTALS	RPI 1-25	RPI 26-50		W-L RECORDS		RPI 51-100		RPI 101-150		RPI 150+		
20-19-0	0-2-0	0-4-0		OVERALL		5-9-0		5-3-0		10-1-0		
12-9-0	0-0-0	0-1-0		HOME		4-7-0		1-1-0		7-0-0		
3-7-0	0-1-0	0-3-0		AWAY		1-2-0		2-1-0		0-0-0		
5-3-0	0-1-0	0-0-0		NEUTRAL		0-0-0		2-1-0		3-1-0		
14-10-0	0-2-0	0-1-0		NON-CONFERENCE		1-4-0		3-2-0		10-1-0		
9-6-0	0-0-0	0-1-0		HOME		1-4-0		1-1-0		7-0-0		
0-1-0	0-1-0	0-0-		AWAY		0-0-0		0-0-0		0-0-0		
5-3-0	0-1-0	0-0-0		NEUTRAL		0-0-0		2-1-0		3-1-0		
6-9-0	0-0-0	0-3-0		CONFERENCE		4-5-0		2-1-0		0-0-0		
3-3-0	0-0-0	0-0-0		HOME		3-3-0		0-0-0		0-0-0		
3-6-0	0-0-0	0-3-0		AWAY		1-2-0		2-1-0		0-0-0		
0-0-0	0-0-0	0-0-0		NEUTRAL		0-0-0		0-0-0		0-0-0		
RPI S	Opponent	Score	RPI S	Opponent	Score	RPI S	Opponent	Score	RPI S	Opponent	Score	
18 N	Utah	0 12	30 H	Tulsa	0 7	61 A	Georgia St.	7 3	112 A	Troy	5 2	
23 A	Arizona St.	0 8	31 A	Louisiana	5 6	61 A	Georgia St.	6 10	112 A	Troy	4 3	
			31 A	Louisiana	2 11	61 A	Georgia St.	2 3	112 A	Troy	0 9	
			31 A	Louisiana	2 6	64 H	Saint Francis (PA)	2 5	114 H	Nicholls St.	3 5	
						64 H	Saint Francis (PA)	3 6	114 H	Nicholls St.	4 0	
						64 H	Saint Francis (PA)	6 0	126 N	New Mexico	5 1	
						65 H	Wichita St.	5 15	130 N	UC Riverside	5 6	
						70 H	North Texas	2 3	132 N	Morehead St.	3 0	
						82 H	Ga. Southern	9 8	159 H	SFA	6 0	
						82 H	Ga. Southern	3 11	182 N	Southeast Mo. St.	5 1	
						82 H	Ga. Southern	0 8	185 N	Middle Tenn.	1 0	
						92 H	La.-Monroe	0 3	212 H	Houston Baptist	9 1	
						92 H	La.-Monroe	9 3	231 H	UMKC	4 0	
						92 H	La.-Monroe	2 1	231 H	UMKC	10 1	
									240 N	Saint Mary's (CA)	1 4	
									242 H	Incarnate Word	11 3	
									242 H	Incarnate Word	7 1	
									278 N	Buffalo	12 3	
									291 H	Southern U.	16 0	
LAST 10 GAMES												
						61 A	Georgia St.	7 3	112 A	Troy	0 9	
						61 A	Georgia St.	2 3	70 H	North Texas	2 3	
						61 A	Georgia St.	6 10	82 H	Ga. Southern	0 8	
						112 A	Troy	5 2	82 H	Ga. Southern	3 11	
						112 A	Troy	4 3	82 H	Ga. Southern	9 8	

Non-Div. I Games:

UT Arlington

Average RPI Win: 155		WON-LOST RECORD		WINNING PCT. RANK		LAST 10 GAMES		STRENGTH OF SCHEDULE		OPP. STRENGTH OF SCHEDULE		TEAM RPI		ADJ RPI		CONF. RPI		ADJ CONF. RPI	
DIV. I ONLY		20-16-0		.55556 102		6-4-0		89		170		102		.5247 105		8		9	
DIV. I NON-CONF.		14-10-0		.58333 96		0-0-0		214		208		132		.499 134		10		10	
TOTALS		RPI 1-25		RPI 26-50		W-L RECORDS		RPI 51-100		RPI 101-150		RPI 150+							
20-16-0		1-1-0		2-1-0		OVERALL		2-7-0		5-3-0		10-4-0							
3-4-0		0-0-0		0-0-0		HOME		1-2-0		0-0-0		2-2-0							
5-6-0		0-0-0		2-1-0		AWAY		0-2-0		3-1-0		0-0-0							
12-6-0		1-1-0		0-0-0		NEUTRAL		1-3-0		2-2-0		8-0-0							
14-10-0		1-1-0		0-0-0		NON-CONFERENCE		0-3-0		3-2-0		10-4-0							
2-2-0		0-0-0		0-0-0		HOME		0-0-0		0-0-0		2-2-0							
1-4-0		0-0-0		0-0-		AWAY		0-2-0		1-0-0		0-2-0							
11-4-0		1-1-0		0-0-0		NEUTRAL		0-1-0		2-2-0		8-0-0							
6-6-0		0-0-0		2-1-0		CONFERENCE		2-4-0		2-1-0		0-0-0							
1-2-0		0-0-0		0-0-0		HOME		1-2-0		0-0-0		0-0-0							
4-2-0		0-0-0		2-1-0		AWAY		0-0-0		2-1-0		0-0-0							
1-2-0		0-0-0		0-0-0		NEUTRAL		1-2-0		0-0-0		0-0-0							
RPI S	Opponent	Score		RPI S	Opponent	Score		RPI S	Opponent	Score		RPI S	Opponent	Score					
16 N	BYU	0	8	42 A	Fresno St.	1	9	66 H	Utah St.	3	6	107 N	UC Santa Barbara	1	5				
18 N	Utah	7	6	42 A	Fresno St.	7	4	66 H	Utah St.	6	2	110 N	Southern Ill.	3	2				
				42 A	Fresno St.	8	4	66 H	Utah St.	5	17	114 N	Nicholls St.	1	0				
								69 A	Grand Canyon	3	11	126 A	New Mexico	8	2				
								69 A	Grand Canyon	5	11	126 A	New Mexico	10	2				
								89 N	San Jose St.	6	2	126 A	New Mexico	6	9				
								89 N	San Jose St.	0	2	135 A	Southeastern La.	3	1				
								89 N	San Jose St.	0	8	144 N	Army West Point	5	6				
								97 N	UT Martin	4	12	151 A	Sacramento St.	0	3				
												151 A	Sacramento St.	0	5				
												163 N	Iowa St.	9	1				
												183 N	Binghamton	8	0				
												213 N	UTEP	6	1				
												229 H	Utah Valley	7	11				
												229 H	Utah Valley	7	6				
												234 N	Southern Utah	6	1				
												234 N	Southern Utah	4	3				
												240 H	Saint Mary's (CA)	7	3				
												240 H	Saint Mary's (CA)	4	9				
												244 N	Rhode Island	9	0				
												244 N	Rhode Island	9	3				
												248 N	Portland St.	10	3				
				LAST 10 GAMES															
				126 A	New Mexico	6	9	42 A	Fresno St.	1	9								
				126 A	New Mexico	8	2	66 H	Utah St.	5	17								
				126 A	New Mexico	10	2	66 H	Utah St.	6	2								
				42 A	Fresno St.	7	4	66 H	Utah St.	3	6								
				42 A	Fresno St.	8	4	89 N	San Jose St.	6	2								

Non-Div. I Games:

Nevada

Average RPI Win:	152	WON-LOST RECORD	WINNING PCT. RANK	LAST 10 GAMES	STRENGTH OF SCHEDULE	OPP. STRENGTH OF SCHEDULE	TEAM RPI	ADJ RPI	CONF. RPI	ADJ CONF. RPI	
DIV. I ONLY		21-12-0	.63636 64	6-4-0	218	49	106	.52456 106	6	6	
DIV. I NON-CONF.		16-8-0	.66667 64	1-0-0	144	53	65	.55407 64	5	5	
<hr/>											
TOTALS	RPI 1-25	RPI 26-50		W-L RECORDS	RPI 51-100		RPI 101-150		RPI 150+		
21-12-0	0-2-0	0-4-0		OVERALL	3-0-0		8-5-0		10-1-0		
4-0-0	0-0-0	0-0-0		HOME	0-0-0		0-0-0		4-0-0		
5-9-0	0-2-0	0-4-0		AWAY	1-0-0		3-3-0		1-0-0		
12-3-0	0-0-0	0-0-0		NEUTRAL	2-0-0		5-2-0		5-1-0		
<hr/>											
16-8-0	0-2-0	0-4-0		NON-CONFERENCE	3-0-0		6-1-0		7-1-0		
1-0-0	0-0-0	0-0-0		HOME	0-0-0		0-0-0		1-0-0		
5-6-0	0-2-0	0-0-		AWAY	1-0-0		3-0-0		1-0-0		
10-2-0	0-0-0	0-0-0		NEUTRAL	2-0-0		3-1-0		5-1-0		
<hr/>											
5-4-0	0-0-0	0-0-0		CONFERENCE	0-0-0		2-4-0		3-0-0		
3-0-0	0-0-0	0-0-0		HOME	0-0-0		0-0-0		3-0-0		
0-3-0	0-0-0	0-0-0		AWAY	0-0-0		0-3-0		0-0-0		
2-1-0	0-0-0	0-0-0		NEUTRAL	0-0-0		2-1-0		0-0-0		
<hr/>											
RPI S	Opponent	Score	RPI S	Opponent	Score	RPI S	Opponent	Score	RPI S	Opponent	Score
21 A	Georgia	0 8	34 A	Notre Dame	3 11	61 A	Georgia St.	5 2	108 N	North Carolina St.	6 4
21 A	Georgia	3 4	37 A	Fla. Atlantic	0 5	74 N	UNCW	8 7	110 N	Southern Ill.	2 4
			43 A	Kennesaw St.	3 7	79 N	North Florida	10 2	112 N	Troy	9 4
			43 A	Kennesaw St.	8 9				129 N	Penn St.	11 3
									129 N	Penn St.	6 4
									129 N	Penn St.	3 7
									133 A	Loyola Marymount	7 5
									133 A	Loyola Marymount	3 0
									133 A	Loyola Marymount	7 5
									143 A	Purdue	6 13
									143 A	Purdue	3 4
									143 A	Purdue	1 2
									148 N	UAB	3 1
									152 A	Georgia Tech	7 3
									164 H	Maryland	6 2
									164 H	Maryland	11 3
									164 H	Maryland	2 0
									165 N	Villanova	7 1
									188 N	North Dakota	22 5
									192 N	Tennessee Tech	8 10
									205 N	ETSU	9 8
									225 H	Western Mich.	7 2
									252 N	Central Conn. St.	11 5
									268 N	Robert Morris	13 2
<hr/>											
			LAST 10 GAMES								
			129 N	Penn St.	6 4	164 H	Maryland	11 3	252 N	Central Conn. St.	11 5
			129 N	Penn St.	11 3	225 H	Western Mich.	7 2	268 N	Robert Morris	13 2
			129 N	Penn St.	3 7	143 A	Purdue	3 4			
			164 H	Maryland	6 2	143 A	Purdue	1 2			
			164 H	Maryland	2 0	143 A	Purdue	6 13			

Non-Div. I Games:

Michigan St.

Average RPI Win:		147	WON-LOST		WINNING		LAST 10		STRENGTH OF		OPP. STRENGTH		TEAM	ADJ		CONF.	ADJ CONF.							
Average RPI Loss:		51	RECORD		PCT. RANK		GAMES		SCHEDULE		OF SCHEDULE		RPI	RPI		RPI	RPI							
DIV. I ONLY			14-25-0		.35897		223		3-7-0		21		44		103		.52192		108		4		4	
DIV. I NON-CONF.			6-21-0		.22222		258		0-4-0		2		32		117		.5084		119		4		4	
TOTALS		RPI 1-25		RPI 26-50		W-L RECORDS		RPI 51-100		RPI 101-150		RPI 150+												
14-25-0		0-9-0		1-7-0		OVERALL		2-4-0		5-4-0		6-1-0												
7-9-0		0-4-0		0-0-0		HOME		2-4-0		4-1-0		1-0-0												
4-10-0		0-3-0		1-5-0		AWAY		0-0-0		0-1-0		3-1-0												
3-6-0		0-2-0		0-2-0		NEUTRAL		0-0-0		1-2-0		2-0-0												
6-21-0		0-9-0		0-5-0		NON-CONFERENCE		0-3-0		2-4-0		4-0-0												
2-8-0		0-4-0		0-0-0		HOME		0-3-0		1-1-0		1-0-0												
1-7-0		0-3-0		0-0-		AWAY		0-0-0		0-1-0		1-0-0												
3-6-0		0-2-0		0-2-0		NEUTRAL		0-0-0		1-2-0		2-0-0												
8-4-0		0-0-0		1-2-0		CONFERENCE		2-1-0		3-0-0		2-1-0												
5-1-0		0-0-0		0-0-0		HOME		2-1-0		3-0-0		0-0-0												
3-3-0		0-0-0		1-2-0		AWAY		0-0-0		0-0-0		2-1-0												
0-0-0		0-0-0		0-0-0		NEUTRAL		0-0-0		0-0-0		0-0-0												
RPI	S	Opponent		Score		RPI	S	Opponent		Score		RPI	S	Opponent		Score								
5	N	UCLA		3	8	37	A	Fla. Atlantic		0	2	51	H	Fordham		7	8							
11	A	Tennessee		1	6	40	A	North Carolina		0	6	51	H	Fordham		2	16							
11	A	Tennessee		3	8	40	A	North Carolina		4	12	71	H	Syracuse		5	11							
11	A	Tennessee		2	16	40	A	North Carolina		8	7	71	H	Syracuse		3	0							
13	H	Minnesota		0	11	45	N	Oregon St.		2	10	71	H	Syracuse		8	7							
13	H	Minnesota		1	7	48	A	USC Upstate		1	9	80	H	Liberty		3	5							
14	N	Oklahoma		5	7	48	A	USC Upstate		0	9													
15	H	Michigan		0	11	50	N	Northwestern		2	11													
15	H	Michigan		0	12																			
LAST 10 GAMES																								
152	A	Georgia Tech		3	0	11	A	Tennessee		3	8													
152	A	Georgia Tech		12	11	80	H	Liberty		3	5													
152	A	Georgia Tech		6	7	40	A	North Carolina		8	7													
11	A	Tennessee		1	6	40	A	North Carolina		4	12													
11	A	Tennessee		2	16	40	A	North Carolina		0	6													

Non-Div. I Games:

North Carolina St.

Average RPI Win: 149		WON-LOST	WINNING	LAST 10	STRENGTH OF		OPP. STRENGTH	TEAM	ADJ		CONF.	ADJ CONF.
Average RPI Loss: 69		RECORD	PCT. RANK	GAMES	SCHEDULE		OF SCHEDULE	RPI	RPI		RPI	RPI
DIV. I ONLY		17-20-0	.45946	155	4-6-0		64	59	107		.52171	109
DIV. I NON-CONF.		13-15-0	.46429	153	0-1-0		74	57	109		.51616	108
TOTALS		RPI 1-25	RPI 26-50		W-L RECORDS		RPI 51-100		RPI 101-150		RPI 150+	
17-20-0		0-5-0	1-3-0		OVERALL		3-6-0		4-5-0		9-1-0	
4-8-0		0-0-0	0-0-0		HOME		1-4-0		1-4-0		2-0-0	
4-7-0		0-5-0	0-2-0		AWAY		0-0-0		1-0-0		3-0-0	
9-5-0		0-0-0	1-1-0		NEUTRAL		2-2-0		2-1-0		4-1-0	
13-15-0		0-2-0	1-3-0		NON-CONFERENCE		3-6-0		3-3-0		6-1-0	
3-6-0		0-0-0	0-0-0		HOME		1-4-0		0-2-0		2-0-0	
1-4-0		0-2-0	0-0-		AWAY		0-0-0		1-0-0		0-0-0	
9-5-0		0-0-0	1-1-0		NEUTRAL		2-2-0		2-1-0		4-1-0	
4-5-0		0-3-0	0-0-0		CONFERENCE		0-0-0		1-2-0		3-0-0	
1-2-0		0-0-0	0-0-0		HOME		0-0-0		1-2-0		0-0-0	
3-3-0		0-3-0	0-0-0		AWAY		0-0-0		0-0-0		3-0-0	
0-0-0		0-0-0	0-0-0		NEUTRAL		0-0-0		0-0-0		0-0-0	
RPI S	Opponent	Score	RPI S	Opponent	Score	RPI S	Opponent	Score	RPI S	Opponent	Score	
9 A	Baylor	1 5	28 A	Texas St.	1 2	55 N	UCF	4 13	102 N	FGCU	10 8	
9 A	Baylor	3 6	30 A	Tulsa	0 7	64 H	Saint Francis (PA)	10 12	113 A	Abilene Christian	2 1	
9 A	Baylor	0 4	33 N	Mississippi St.	3 6	64 H	Saint Francis (PA)	1 3	113 H	Abilene Christian	1 5	
12 A	Alabama	0 8	42 N	Fresno St.	9 6	65 H	Wichita St.	7 10	113 N	Abilene Christian	3 0	
12 A	Alabama	2 7				65 N	Wichita St.	4 3	118 H	Kansas	4 5	
						68 N	Cal St. Fullerton	3 5	118 H	Kansas	5 8	
						68 N	Cal St. Fullerton	5 1	118 H	Kansas	9 3	
						70 H	North Texas	11 12	123 H	East Carolina	7 8	
						70 H	North Texas	6 5	134 N	Montana	5 8	
									163 A	Iowa St.	6 2	
									163 A	Iowa St.	4 2	
									163 A	Iowa St.	18 4	
									172 N	Iowa	7 4	
									213 H	UTEP	8 0	
									213 H	UTEP	12 4	
									249 N	Gardner-Webb	6 5	
									249 N	Gardner-Webb	4 0	
									255 N	A&M-Corpus Christi	7 0	
									255 N	A&M-Corpus Christi	0 2	
			LAST 10 GAMES									
			118 H	Kansas	9 3	9 A	Baylor	3 6				
			118 H	Kansas	4 5	9 A	Baylor	1 5				
			118 H	Kansas	5 8	163 A	Iowa St.	4 2				
			113 H	Abilene Christian	1 5	163 A	Iowa St.	6 2				
			9 A	Baylor	0 4	163 A	Iowa St.	18 4				

Non-Div. I Games:

Texas Tech

Average RPI Win: 178		WON-LOST RECORD		WINNING PCT. RANK		LAST 10 GAMES		STRENGTH OF SCHEDULE		OPP. STRENGTH OF SCHEDULE		TEAM RPI		ADJ RPI		CONF. RPI		ADJ CONF. RPI	
DIV. I ONLY		21-16-0		.56757 94		5-5-0		129		163		114		.52072 111		21		21	
DIV. I NON-CONF.		17-14-0		.54839 114		1-3-0		103		165		94		.52653 90		22		22	
TOTALS		RPI 1-25		RPI 26-50		W-L RECORDS		RPI 51-100		RPI 101-150		RPI 150+							
21-16-0		0-3-0		2-1-0		OVERALL		2-4-0		4-3-0		13-5-0							
9-7-0		0-1-0		1-0-0		HOME		1-2-0		2-2-0		5-2-0							
5-7-0		0-0-0		1-1-0		AWAY		1-2-0		0-1-0		3-3-0							
7-2-0		0-2-0		0-0-0		NEUTRAL		0-0-0		2-0-0		5-0-0							
17-14-0		0-3-0		2-1-0		NON-CONFERENCE		2-4-0		4-3-0		9-3-0							
6-7-0		0-1-0		1-0-0		HOME		1-2-0		2-2-0		2-2-0							
4-5-0		0-0-0		1-0-		AWAY		1-2-0		0-1-0		2-1-0							
7-2-0		0-2-0		0-0-0		NEUTRAL		0-0-0		2-0-0		5-0-0							
4-2-0		0-0-0		0-0-0		CONFERENCE		0-0-0		0-0-0		4-2-0							
3-0-0		0-0-0		0-0-0		HOME		0-0-0		0-0-0		3-0-0							
1-2-0		0-0-0		0-0-0		AWAY		0-0-0		0-0-0		1-2-0							
0-0-0		0-0-0		0-0-0		NEUTRAL		0-0-0		0-0-0		0-0-0							
RPI	S	Opponent		Score		RPI	S	Opponent		Score		RPI	S	Opponent		Score			
11	N	Tennessee		1	7	40	A	North Carolina		0	2	82	A	Ga. Southern		0	3		
11	N	Tennessee		1	13	40	H	North Carolina		6	3	85	A	Coastal Caro.		2	1		
24	H	Marshall		3	13	43	A	Kennesaw St.		6	5	85	A	Coastal Caro.		2	12		
												100	H	Elon		1	11		
												100	H	Elon		2	8		
												100	H	Elon		4	3		
														148 N UAB		9	8		
														148 N UAB		3	2		
														157 A Mercer		2	6		
														157 A Mercer		2	1		
														157 A Mercer		2	5		
														161 H Longwood		7	2		
														161 H Longwood		0	4		
														192 N Tennessee Tech		6	3		
														196 A Appalachian St.		1	2		
														196 A Appalachian St.		11	9		
														203 H George Washington		6	2		
														203 H George Washington		1	10		
														226 H Western Caro.		10	2		
														226 H Western Caro.		6	0		
														226 H Western Caro.		7	3		
														231 N UMKC		4	1		
														232 N Akron		8	6		
														280 A N.C. A&T		10	3		
														286 N Rider		6	0		
														286 N Rider		19	1		
LAST 10 GAMES						LAST 10 GAMES						LAST 10 GAMES							
						157	A	Mercer		2	1	226	H	Western Caro.		6	0		
						157	A	Mercer		2	6	226	H	Western Caro.		10	2		
						157	A	Mercer		2	5	196	A	Appalachian St.		1	2		
						40	A	North Carolina		0	2	196	A	Appalachian St.		11	9		
						226	H	Western Caro.		7	3	24	H	Marshall		3	13		

Non-Div. I Games:

UNCG

Troy

Average RPI Win: 131		WON-LOST	WINNING	LAST 10	STRENGTH OF		OPP. STRENGTH	TEAM	ADJ	CONF.	ADJ CONF.
Average RPI Loss: 74		RECORD	PCT. RANK	GAMES	SCHEDULE		OF SCHEDULE	RPI	RPI	RPI	RPI
DIV. I ONLY		16-25-0	.39024	200	1-9-0		30	67	111	.52001	112
DIV. I NON-CONF.		12-13-0	.48	142	0-0-0		49	68	90	.52639	91
TOTALS		RPI 1-25	RPI 26-50		W-L RECORDS		RPI 51-100		RPI 101-150		RPI 150+
16-25-0		0-4-0	1-6-0		OVERALL		5-8-0		4-6-0		6-1-0
10-8-0		0-0-0	1-2-0		HOME		3-1-0		3-5-0		3-0-0
2-12-0		0-1-0	0-4-0		AWAY		1-6-0		0-0-0		1-1-0
4-5-0		0-3-0	0-0-0		NEUTRAL		1-1-0		1-1-0		2-0-0
12-13-0		0-4-0	1-3-0		NON-CONFERENCE		2-1-0		3-4-0		6-1-0
7-5-0		0-0-0	1-2-0		HOME		1-0-0		2-3-0		3-0-0
1-3-0		0-1-0	0-0-		AWAY		0-0-0		0-0-0		1-1-0
4-5-0		0-3-0	0-0-0		NEUTRAL		1-1-0		1-1-0		2-0-0
4-12-0		0-0-0	0-3-0		CONFERENCE		3-7-0		1-2-0		0-0-0
3-3-0		0-0-0	0-0-0		HOME		2-1-0		1-2-0		0-0-0
1-9-0		0-0-0	0-3-0		AWAY		1-6-0		0-0-0		0-0-0
0-0-0		0-0-0	0-0-0		NEUTRAL		0-0-0		0-0-0		0-0-0
RPI S	Opponent	Score	RPI S	Opponent	Score	RPI S	Opponent	Score	RPI S	Opponent	Score
10 A	LSU	1 11	31 A	Louisiana	1 3	59 N	Illinois St.	5 1	104 H	UT Arlington	3 4
13 N	Minnesota	0 2	31 A	Louisiana	0 11	61 H	Georgia St.	5 6	104 H	UT Arlington	2 5
25 N	Illinois	3 5	31 A	Louisiana	0 11	61 H	Georgia St.	9 7	104 H	UT Arlington	9 0
25 N	Illinois	3 4	33 A	Mississippi St.	1 2	61 H	Georgia St.	4 3	106 N	Michigan St.	4 9
			35 H	Pittsburgh	7 5	62 A	South Ala.	0 8	108 N	North Carolina St.	5 3
			38 H	Lipscomb	6 8	79 N	North Florida	2 5	135 H	Southeastern La.	1 2
			38 H	Lipscomb	2 4	82 A	Ga. Southern	2 3	135 H	Southeastern La.	5 8
						82 A	Ga. Southern	11 3	136 H	Jacksonville	5 1
						82 A	Ga. Southern	3 8	136 H	Jacksonville	8 5
						85 A	Coastal Caro.	2 3	148 H	UAB	2 3
						85 A	Coastal Caro.	3 4	161 H	Longwood	9 3
						85 A	Coastal Caro.	5 6	161 H	Longwood	5 4
						98 H	Southern Miss.	2 0	201 H	Samford	6 2
									224 A	Florida A&M	4 0
									224 A	Florida A&M	5 6
									238 N	Bethune-Cookman	8 4
									238 N	Bethune-Cookman	9 6
LAST 10 GAMES											
			31 A	Louisiana	0 11	104 H	UT Arlington	9 0			
			31 A	Louisiana	1 3	62 A	South Ala.	0 8			
			31 A	Louisiana	0 11	85 A	Coastal Caro.	5 6			
			104 H	UT Arlington	2 5	85 A	Coastal Caro.	3 4			
			104 H	UT Arlington	3 4	85 A	Coastal Caro.	2 3			

Non-Div. I Games:

Troy

RPI	S	Opponent	Score	
255	N	A&M-Corpus Christi	10	0
263	H	Prairie View	11	0
263	H	Prairie View	11	2

Abilene Christian

A
b
i
l
e
n
e
C
h
r
i
s
t
i
a
n

A
b
i
l
e
n
e
C
h
r
i
s
t
i
a
n

Average RPI Win:	189	WON-LOST RECORD	WINNING PCT. RANK	LAST 10 GAMES	STRENGTH OF SCHEDULE	OPP. STRENGTH OF SCHEDULE	TEAM RPI	ADJ RPI	CONF. RPI	ADJ CONF. RPI							
DIV. I ONLY		26-13-0	.66667	51	7-3-0	217	179	113	.51611	114	17	18					
DIV. I NON-CONF.		14-10-0	.58333	96	0-1-0	222	209	140	.49474	140	16	16					
<hr/>																	
TOTALS	RPI 1-25	RPI 26-50		W-L RECORDS		RPI 51-100		RPI 101-150		RPI 150+							
26-13-0	0-1-0	0-2-0		OVERALL		2-3-0		8-3-0		16-4-0							
10-0-0	0-0-0	0-0-0		HOME		0-0-0		3-0-0		7-0-0							
9-6-0	0-1-0	0-1-0		AWAY		2-0-0		3-2-0		4-2-0							
7-7-0	0-0-0	0-1-0		NEUTRAL		0-3-0		2-1-0		5-2-0							
14-10-0	0-1-0	0-2-0		NON-CONFERENCE		2-3-0		3-2-0		9-2-0							
4-0-0	0-0-0	0-0-0		HOME		0-0-0		0-0-0		4-0-0							
3-3-0	0-1-0	0-0-		AWAY		2-0-0		1-1-0		0-0-0							
7-7-0	0-0-0	0-1-0		NEUTRAL		0-3-0		2-1-0		5-2-0							
12-3-0	0-0-0	0-0-0		CONFERENCE		0-0-0		5-1-0		7-2-0							
6-0-0	0-0-0	0-0-0		HOME		0-0-0		3-0-0		3-0-0							
6-3-0	0-0-0	0-0-0		AWAY		0-0-0		2-1-0		4-2-0							
0-0-0	0-0-0	0-0-0		NEUTRAL		0-0-0		0-0-0		0-0-0							
<hr/>																	
RPI	S	Opponent	Score		RPI	S	Opponent	Score		RPI	S	Opponent	Score				
10	A	LSU	2	3	36	A	Ole Miss	5	6	65	N	Wichita St.	2	3			
					47	N	Jacksonville St.	3	4	65	N	Wichita St.	0	5			
										97	N	UT Martin	4	5			
										98	A	Southern Miss.	3	1			
										98	A	Southern Miss.	3	2			
										104	A	UT Arlington	0	4			
										104	A	UT Arlington	5	3			
										105	N	Nevada	0	1			
										110	N	Southern Ill.	3	1			
										113	A	Abilene Christian	4	5			
										113	A	Abilene Christian	3	2			
										113	A	Abilene Christian	4	2			
										135	H	Southeastern La.	4	3			
										135	H	Southeastern La.	9	7			
										135	H	Southeastern La.	9	1			
										144	N	Army West Point	3	0			
										159	A	SFA	5	4			
										159	A	SFA	0	1			
										159	A	SFA	2	0			
										171	N	Austin Peay	3	4			
										171	N	Austin Peay	6	1			
										198	A	Central Ark.	3	1			
										198	A	Central Ark.	3	1			
										198	A	Central Ark.	1	6			
										212	H	Houston Baptist	5	1			
										212	H	Houston Baptist	6	1			
										212	H	Houston Baptist	8	0			
										231	N	UMKC	4	8			
										264	N	Mississippi Val.	20	0			
										264	N	Mississippi Val.	4	3			
										264	N	Mississippi Val.	8	1			
										272	H	Alcorn	4	1			
<hr/>																	
LAST 10 GAMES																	
113 A Abilene Christian					4	2	198 A Central Ark.					3	1	231 N UMKC		4	8
113 A Abilene Christian					4	5	135 H Southeastern La.					9	7	264 N Mississippi Val.		20	0
113 A Abilene Christian					3	2	135 H Southeastern La.					9	1	264 N Mississippi Val.		4	3
198 A Central Ark.					3	1	135 H Southeastern La.					4	3	264 N Mississippi Val.		8	1
198 A Central Ark.					1	6	10 A LSU					2	3	272 H Alcorn		4	1

Non-Div. I Games:

Nicholls St.

RPI	S	Opponent	Score	
272	H	Alcorn	4	3
289	H	Jackson St.	13	0
289	H	Jackson St.	8	0
293	N	Coppin St.	13	0

Nicholls St.

N
i
c
h
o
l
l
s
s
t
.

N
i
c
h
o
l
l
s
s
t
.

Average RPI Win:		171	WON-LOST RECORD		WINNING PCT. RANK	LAST 10 GAMES		STRENGTH OF SCHEDULE		OPP. STRENGTH OF SCHEDULE	TEAM RPI	ADJ RPI	CONF. RPI	ADJ CONF. RPI			
Average RPI Loss:		91															
DIV. I ONLY			15-21-0		.41667	180	5-5-0		33	157	115	.51533	115	16	16		
DIV. I NON-CONF.			10-15-0		.4	191	2-0-0		21	141	108	.51402	113	18	18		
TOTALS		RPI 1-25		RPI 26-50		W-L RECORDS		RPI 51-100		RPI 101-150		RPI 150+					
15-21-0		0-8-0		0-1-0		OVERALL		3-4-0		3-3-0		9-5-0					
2-3-0		0-0-0		0-0-0		HOME		1-1-0		1-2-0		0-0-0					
6-9-0		0-5-0		0-1-0		AWAY		1-2-0		2-0-0		3-1-0					
7-9-0		0-3-0		0-0-0		NEUTRAL		1-1-0		0-1-0		6-4-0					
10-15-0		0-8-0		0-1-0		NON-CONFERENCE		1-1-0		2-1-0		7-4-0					
0-0-0		0-0-0		0-0-0		HOME		0-0-0		0-0-0		0-0-0					
3-6-0		0-5-0		0-0-		AWAY		0-0-0		2-0-0		1-0-0					
7-9-0		0-3-0		0-0-0		NEUTRAL		1-1-0		0-1-0		6-4-0					
5-6-0		0-0-0		0-0-0		CONFERENCE		2-3-0		1-2-0		2-1-0					
2-3-0		0-0-0		0-0-0		HOME		1-1-0		1-2-0		0-0-0					
3-3-0		0-0-0		0-0-0		AWAY		1-2-0		0-0-0		2-1-0					
0-0-0		0-0-0		0-0-0		NEUTRAL		0-0-0		0-0-0		0-0-0					
RPI	S	Opponent		Score		RPI	S	Opponent		Score		RPI	S	Opponent		Score	
8	N	Oregon		3	4	35	A	Pittsburgh		0	7	58	H	Ohio		7	1
12	A	Alabama		3	5							58	H	Ohio		0	6
15	A	Michigan		0	3							73	A	Central Mich.		2	9
15	A	Michigan		3	11							73	A	Central Mich.		0	1
15	A	Michigan		0	2							73	A	Central Mich.		3	2
15	N	Michigan		1	5							77	N	Murray St.		14	5
17	N	California		7	8							77	N	Murray St.		0	10
19	A	Kentucky		0	2												

Non-Div. I Games:

Kent St.

Average RPI Win:		162	WON-LOST RECORD		WINNING PCT. RANK	LAST 10 GAMES		STRENGTH OF SCHEDULE		OPP. STRENGTH OF SCHEDULE	TEAM RPI	ADJ RPI	CONF. RPI	ADJ CONF. RPI			
DIV. I ONLY			17-21-0		.44737	161	3-7-0		83	47	119	.51463	116	6	6		
DIV. I NON-CONF.			14-15-0		.48276	138	0-1-0		84	34	99	.52417	93	5	5		
TOTALS		RPI 1-25		RPI 26-50		W-L RECORDS		RPI 51-100		RPI 101-150		RPI 150+					
17-21-0		0-9-0		1-5-0		OVERALL		2-2-0		3-2-0		11-3-0					
5-2-0		0-0-0		0-0-0		HOME		0-0-0		0-0-0		5-2-0					
2-9-0		0-4-0		0-3-0		AWAY		1-0-0		1-2-0		0-0-0					
10-10-0		0-5-0		1-2-0		NEUTRAL		1-2-0		2-0-0		6-1-0					
14-15-0		0-6-0		1-5-0		NON-CONFERENCE		2-2-0		2-0-0		9-2-0					
3-1-0		0-0-0		0-0-0		HOME		0-0-0		0-0-0		3-1-0					
1-4-0		0-1-0		0-0-		AWAY		1-0-0		0-0-0		0-0-0					
10-10-0		0-5-0		1-2-0		NEUTRAL		1-2-0		2-0-0		6-1-0					
3-6-0		0-3-0		0-0-0		CONFERENCE		0-0-0		1-2-0		2-1-0					
2-1-0		0-0-0		0-0-0		HOME		0-0-0		0-0-0		2-1-0					
1-5-0		0-3-0		0-0-0		AWAY		0-0-0		1-2-0		0-0-0					
0-0-0		0-0-0		0-0-0		NEUTRAL		0-0-0		0-0-0		0-0-0					
RPI	S	Opponent		Score		RPI	S	Opponent		Score		RPI	S	Opponent		Score	
7	N	Washington		1	13	32	A	Texas		7	13	72	A	Memphis		9	1
13	A	Minnesota		6	11	32	A	Texas		1	2	77	N	Murray St.		6	4
13	A	Minnesota		2	10	38	N	Lipscomb		3	2	78	N	Long Beach St.		4	5
13	A	Minnesota		0	8	42	N	Fresno St.		3	4	96	N	Louisiana Tech		0	8
17	N	California		3	6	42	N	Fresno St.		0	2						
18	N	Utah		0	7	46	A	Louisville		1	2						
22	N	South Carolina		5	13												
22	N	South Carolina		0	8												
23	A	Arizona St.		2	4												

Non-Div. I Games:

Indiana

Average RPI Win: 181		WON-LOST	WINNING	LAST 10	STRENGTH OF		OPP. STRENGTH	TEAM	ADJ	CONF.	ADJ CONF.
Average RPI Loss: 101		RECORD	PCT. RANK	GAMES	SCHEDULE		OF SCHEDULE	RPI	RPI	RPI	RPI
DIV. I ONLY		23-20-0	.53488	117	6-4-0		105	197	117	.51361	117
DIV. I NON-CONF.		15-16-0	.48387	135	0-1-0		96	215	122	.50632	120
TOTALS		RPI 1-25	RPI 26-50		W-L RECORDS		RPI 51-100		RPI 101-150		RPI 150+
23-20-0		0-1-0	0-3-0		OVERALL		2-7-0		7-6-0		14-3-0
10-7-0		0-0-0	0-1-0		HOME		2-4-0		1-0-0		7-2-0
7-10-0		0-1-0	0-2-0		AWAY		0-3-0		4-3-0		3-1-0
6-3-0		0-0-0	0-0-0		NEUTRAL		0-0-0		2-3-0		4-0-0
15-16-0		0-1-0	0-3-0		NON-CONFERENCE		1-5-0		4-6-0		10-1-0
7-4-0		0-0-0	0-1-0		HOME		1-2-0		1-0-0		5-1-0
2-9-0		0-1-0	0-0-		AWAY		0-3-0		1-3-0		1-0-0
6-3-0		0-0-0	0-0-0		NEUTRAL		0-0-0		2-3-0		4-0-0
8-4-0		0-0-0	0-0-0		CONFERENCE		1-2-0		3-0-0		4-2-0
3-3-0		0-0-0	0-0-0		HOME		1-2-0		0-0-0		2-1-0
5-1-0		0-0-0	0-0-0		AWAY		0-0-0		3-0-0		2-1-0
0-0-0		0-0-0	0-0-0		NEUTRAL		0-0-0		0-0-0		0-0-0
RPI S	Opponent	Score	RPI S	Opponent	Score	RPI S	Opponent	Score	RPI S	Opponent	Score
11 A	Tennessee	1 10	38 A	Lipscomb	2 5	64 H	Saint Francis (PA)	7 5	111 A	UNCG	4 2
			40 H	North Carolina	0 6	64 H	Saint Francis (PA)	4 7	111 A	UNCG	11 15
			48 A	USC Upstate	2 3	64 H	Saint Francis (PA)	3 6	111 H	UNCG	4 3
						74 A	UNCW	0 1	123 A	East Carolina	5 6
						80 H	Liberty	5 4	129 N	Penn St.	9 5
						80 H	Liberty	3 4	131 N	Delaware	7 9
						80 H	Liberty	1 11	131 N	Delaware	8 9
						85 A	Coastal Caro.	2 3	132 N	Morehead St.	0 2
						100 A	Elon	3 11	132 N	Morehead St.	5 0
									137 A	Furman	3 5
									145 A	Winthrop	7 1
									145 A	Winthrop	9 2
									145 A	Winthrop	10 6
									153 N	Towson	4 3
									161 H	Longwood	9 2
									161 H	Longwood	6 7
									161 H	Longwood	10 9
									169 N	Iona	2 0
									169 N	Iona	10 2
									171 A	Austin Peay	8 6
									196 H	Appalachian St.	2 5
									216 A	Presbyterian	3 6
									216 A	Presbyterian	8 4
									216 A	Presbyterian	6 1
									271 H	Norfolk St.	7 6
									281 H	N.C. Central	8 0
									282 N	Cleveland St.	10 1
LAST 10 GAMES			145 A	Winthrop	10 6	80 H	Liberty	1 11	216 A	Presbyterian	8 4
			145 A	Winthrop	9 2	216 A	Presbyterian	3 6	216 A	Presbyterian	6 1
			145 A	Winthrop	7 1	216 A	Presbyterian	8 4	271 H	Norfolk St.	7 6
			80 H	Liberty	3 4	216 A	Presbyterian	6 1	281 H	N.C. Central	8 0
			80 H	Liberty	5 4	74 A	UNCW	0 1	282 N	Cleveland St.	10 1

Non-Div. I Games:

Campbell

RPI	S	Opponent	Score	
283	H	UMES	12	4
286	H	Rider	9	1
286	H	Rider	5	2

Campbell

C
a
m
p
b
e
l
l

C
a
m
p
b
e
l
l

Average RPI Win: 191		WON-LOST	WINNING	LAST 10	STRENGTH OF		OPP. STRENGTH	TEAM	ADJ		CONF.	ADJ CONF.
Average RPI Loss: 59		RECORD	PCT. RANK	GAMES	SCHEDULE		OF SCHEDULE	RPI	RPI		RPI	RPI
DIV. I ONLY		21-18-0	.53846	113	3-7-0		134	97	116		.5123	118
DIV. I NON-CONF.		18-12-0	.6	90	0-1-0		223	163	124		.50168	128
TOTALS		RPI 1-25	RPI 26-50		W-L RECORDS		RPI 51-100		RPI 101-150		RPI 150+	
21-18-0		1-4-0	0-6-0		OVERALL		1-5-0		5-2-0		14-1-0	
7-4-0		1-3-0	0-1-0		HOME		0-0-0		0-0-0		6-0-0	
4-6-0		0-0-0	0-4-0		AWAY		1-1-0		3-1-0		0-0-0	
10-8-0		0-1-0	0-1-0		NEUTRAL		0-4-0		2-1-0		8-1-0	
18-12-0		0-2-0	0-3-0		NON-CONFERENCE		1-5-0		3-1-0		14-1-0	
6-2-0		0-1-0	0-1-0		HOME		0-0-0		0-0-0		6-0-0	
2-2-0		0-0-0	0-0-		AWAY		1-1-0		1-0-0		0-0-0	
10-8-0		0-1-0	0-1-0		NEUTRAL		0-4-0		2-1-0		8-1-0	
3-6-0		1-2-0	0-3-0		CONFERENCE		0-0-0		2-1-0		0-0-0	
1-2-0		1-2-0	0-0-0		HOME		0-0-0		0-0-0		0-0-0	
2-4-0		0-0-0	0-3-0		AWAY		0-0-0		2-1-0		0-0-0	
0-0-0		0-0-0	0-0-0		NEUTRAL		0-0-0		0-0-0		0-0-0	
RPI S	Opponent	Score	RPI S	Opponent	Score	RPI S	Opponent	Score	RPI S	Opponent	Score	
9 H	Baylor	6 4	30 H	Tulsa	3 4	52 N	Boston College	2 4	109 A	Texas Tech	5 4	
9 H	Baylor	1 6	30 N	Tulsa	1 2	54 N	FIU	3 4	109 A	Texas Tech	8 5	
9 H	Baylor	1 5	39 A	Oklahoma St.	1 7	61 N	Georgia St.	4 5	109 A	Texas Tech	3 9	
10 H	LSU	2 10	39 A	Oklahoma St.	1 7	62 N	South Ala.	1 2	120 A	Lamar University	1 0	
20 N	James Madison	0 5	39 A	Oklahoma St.	0 1	79 A	North Florida	6 8	122 N	Eastern Ill.	4 0	
			41 A	SIUE	1 7	91 A	Stetson	4 0	125 N	Northern Ill.	2 3	
									143 N	Purdue	4 3	
									157 N	Mercer	5 4	
									172 H	Iowa	6 2	
									173 H	Omaha	12 4	
									182 H	Southeast Mo. St.	6 5	
									231 H	UMKC	5 3	
									232 N	Akron	6 0	
									232 N	Akron	2 1	
									245 N	South Dakota St.	2 3	
									245 N	South Dakota St.	8 0	
									275 H	Green Bay	12 0	
									275 H	Green Bay	14 2	
									277 N	Alabama A&M	5 1	
									287 N	Savannah St.	16 1	
									287 N	Savannah St.	16 2	
									288 N	South Carolina St.	8 0	
			LAST 10 GAMES									
			109 A	Texas Tech	3 9	39 A	Oklahoma St.	1 7				
			109 A	Texas Tech	5 4	9 H	Baylor	1 5				
			109 A	Texas Tech	8 5	9 H	Baylor	1 6				
			39 A	Oklahoma St.	1 7	9 H	Baylor	6 4				
			39 A	Oklahoma St.	0 1	41 A	SIUE	1 7				

Non-Div. I Games:

Kansas

UNLV

Average RPI Win: 147		WON-LOST RECORD	WINNING PCT. RANK	LAST 10 GAMES	STRENGTH OF SCHEDULE	OPP. STRENGTH OF SCHEDULE	TEAM RPI	ADJ RPI		CONF. RPI	ADJ CONF. RPI	
Average RPI Loss: 115												
DIV. I ONLY		19-17-0	.52778	120	3-6-0	116	138	118	.51089	119	8	9
DIV. I NON-CONF.		16-11-0	.59259	94	0-2-0	218	119	121	.50447	123	10	10
<hr/>												
TOTALS		RPI 1-25		RPI 26-50		W-L RECORDS		RPI 51-100		RPI 101-150		RPI 150+
19-17-0		0-1-0		1-2-0		OVERALL		5-5-0		5-5-0		8-4-0
13-8-0		0-0-0		1-0-0		HOME		3-2-0		4-3-0		5-3-0
2-5-0		0-0-0		0-2-0		AWAY		2-3-0		0-0-0		0-0-0
4-4-0		0-1-0		0-0-0		NEUTRAL		0-0-0		1-2-0		3-1-0
16-11-0		0-1-0		1-2-0		NON-CONFERENCE		3-1-0		4-3-0		8-4-0
11-4-0		0-0-0		1-0-0		HOME		2-0-0		3-1-0		5-3-0
1-3-0		0-0-0		0-0-		AWAY		1-1-0		0-0-0		0-0-0
4-4-0		0-1-0		0-0-0		NEUTRAL		0-0-0		1-2-0		3-1-0
3-6-0		0-0-0		0-0-0		CONFERENCE		2-4-0		1-2-0		0-0-0
2-4-0		0-0-0		0-0-0		HOME		1-2-0		1-2-0		0-0-0
1-2-0		0-0-0		0-0-0		AWAY		1-2-0		0-0-0		0-0-0
0-0-0		0-0-0		0-0-0		NEUTRAL		0-0-0		0-0-0		0-0-0
RPI	S	Opponent		Score		RPI	S	Opponent		Score		
8	N	Oregon		2 4		45	A	Oregon St.		2 9		
						45	A	Oregon St.		0 9		
						46	H	Louisville		5 3		

Non-Div. I Games: Dixie St. 3 2

UNLV

Average RPI Win: 176		WON-LOST	WINNING	LAST 10	STRENGTH OF		OPP. STRENGTH	TEAM	ADJ		CONF.	ADJ CONF.					
Average RPI Loss: 82		RECORD	PCT. RANK	GAMES	SCHEDULE		OF SCHEDULE	RPI	RPI		RPI	RPI					
DIV. I ONLY		20-20-0	.5	136	5-5-0		113	84	120		.51048	120					
DIV. I NON-CONF.		10-15-0	.4	191	3-1-0		34	51	113		.51464	112					
TOTALS		RPI 1-25	RPI 26-50		W-L RECORDS		RPI 51-100		RPI 101-150		RPI 150+						
20-20-0		0-3-0	0-4-0		OVERALL		4-5-0		1-6-0		15-2-0						
13-4-0		0-0-0	0-1-0		HOME		0-0-0		1-2-0		12-1-0						
3-10-0		0-3-0	0-2-0		AWAY		1-1-0		0-3-0		2-1-0						
4-6-0		0-0-0	0-1-0		NEUTRAL		3-4-0		0-1-0		1-0-0						
10-15-0		0-3-0	0-4-0		NON-CONFERENCE		4-5-0		1-3-0		5-0-0						
5-3-0		0-0-0	0-1-0		HOME		0-0-0		1-2-0		4-0-0						
1-6-0		0-3-0	0-0-		AWAY		1-1-0		0-0-0		0-0-0						
4-6-0		0-0-0	0-1-0		NEUTRAL		3-4-0		0-1-0		1-0-0						
10-5-0		0-0-0	0-0-0		CONFERENCE		0-0-0		0-3-0		10-2-0						
8-1-0		0-0-0	0-0-0		HOME		0-0-0		0-0-0		8-1-0						
2-4-0		0-0-0	0-0-0		AWAY		0-0-0		0-3-0		2-1-0						
0-0-0		0-0-0	0-0-0		NEUTRAL		0-0-0		0-0-0		0-0-0						
RPI	S	Opponent		Score		RPI	S	Opponent		Score		RPI	S	Opponent		Score	
4	A	Texas A&M		1	2	27	A	Arkansas		4	9	53	N	Nebraska		10	9
4	A	Texas A&M		2	3	27	A	Arkansas		3	11	53	N	Nebraska		6	8
9	A	Baylor		3	5	29	N	Ohio St.		3	4	69	N	Grand Canyon		4	5
						30	H	Tulsa		4	5	70	N	North Texas		1	2
												70	N	North Texas		3	6
												73	N	Central Mich.		7	3
												73	N	Central Mich.		7	5
												93	A	Houston		2	11
												93	A	Houston		6	0

Non-Div. I Games:

Lamar University

Average RPI Win:		164	WON-LOST		WINNING		LAST 10		STRENGTH OF		OPP. STRENGTH		TEAM		ADJ		CONF.		ADJ CONF.				
Average RPI Loss:		105	RECORD		PCT. RANK		GAMES		SCHEDULE		OF SCHEDULE		RPI		RPI		RPI		RPI				
DIV. I ONLY			18-15-0		.54545		106		9-1-0		157		90		121		.51043		121				
DIV. I NON-CONF.			10-14-0		.41667		183		2-0-0		149		30		156		.48928		155				
TOTALS			RPI 1-25		RPI 26-50		W-L RECORDS		RPI 51-100		RPI 101-150		RPI 150+										
18-15-0			0-2-0		1-1-0		OVERALL		3-6-0		2-1-0		12-5-0										
8-0-0			0-0-0		0-0-0		HOME		0-0-0		0-0-0		8-0-0										
4-6-0			0-1-0		0-0-0		AWAY		0-2-0		2-1-0		2-2-0										
6-9-0			0-1-0		1-1-0		NEUTRAL		3-4-0		0-0-0		2-3-0										
10-14-0			0-2-0		1-1-0		NON-CONFERENCE		3-6-0		2-1-0		4-4-0										
2-0-0			0-0-0		0-0-0		HOME		0-0-0		0-0-0		2-0-0										
2-5-0			0-1-0		0-0-		AWAY		0-2-0		2-1-0		0-1-0										
6-9-0			0-1-0		1-1-0		NEUTRAL		3-4-0		0-0-0		2-3-0										
8-1-0			0-0-0		0-0-0		CONFERENCE		0-0-0		0-0-0		8-1-0										
6-0-0			0-0-0		0-0-0		HOME		0-0-0		0-0-0		6-0-0										
2-1-0			0-0-0		0-0-0		AWAY		0-0-0		0-0-0		2-1-0										
0-0-0			0-0-0		0-0-0		NEUTRAL		0-0-0		0-0-0		0-0-0										
RPI	S	Opponent		Score		RPI	S	Opponent		Score		RPI	S	Opponent		Score		RPI	S	Opponent		Score	
3	N	Florida		0	5	44	N	Cal Poly		0	2	51	N	Fordham		2	4	108	A	North Carolina St.		5	4
17	A	California		0	3	50	N	Northwestern		2	1	69	N	Grand Canyon		0	11	108	A	North Carolina St.		6	7
												69	N	Grand Canyon		4	2	142	A	Pacific		3	2
												71	N	Syracuse		2	9	160	N	UConn		2	1
												75	A	Stanford		0	2	162	N	Massachusetts		1	6
												75	A	Stanford		4	6	168	H	Bucknell		3	2
												78	N	Long Beach St.		1	7	168	H	Bucknell		1	0
												82	N	Ga. Southern		9	4	168	H	Bucknell		5	0
												95	N	Ball St.		2	1	179	N	Rutgers		0	8
																		179	N	Rutgers		1	6
																		190	H	Saint Joseph's		2	1
																		190	H	Saint Joseph's		3	1
																		217	H	Boston U.		11	3
																		217	H	Boston U.		10	6
																		217	H	Boston U.		9	1
																		220	A	Santa Clara		3	6
																		227	N	Morgan St.		9	1
																		246	A	Lafayette		18	0
																		246	A	Lafayette		4	1
																		246	A	Lafayette		1	3
LAST 10 GAMES						LAST 10 GAMES						LAST 10 GAMES						LAST 10 GAMES					
						168	H	Bucknell		1	0	246	A	Lafayette		18	0						
						168	H	Bucknell		3	2	246	A	Lafayette		1	3						
						168	H	Bucknell		5	0	246	A	Lafayette		4	1						
						190	H	Saint Joseph's		3	1	217	H	Boston U.		10	6						
						190	H	Saint Joseph's		2	1	217	H	Boston U.		11	3						

Non-Div. I Games:

Lehigh

Average RPI Win: 192		WON-LOST	WINNING	LAST 10	STRENGTH OF		OPP. STRENGTH	TEAM	ADJ		CONF.	ADJ CONF.			
Average RPI Loss: 111		RECORD	PCT. RANK	GAMES	SCHEDULE		OF SCHEDULE	RPI	RPI		RPI	RPI			
DIV. I ONLY		22-16-0	.57895	90	8-2-0		180	188	125	.51038	122	14	14		
DIV. I NON-CONF.		14-14-0	.5	127	0-0-0		196	192	162	.48984	152	14	14		
TOTALS		RPI 1-25	RPI 26-50		W-L RECORDS		RPI 51-100		RPI 101-150		RPI 150+				
22-16-0		0-0-0	1-4-0		OVERALL		3-3-0		3-4-0		15-5-0				
3-1-0		0-0-0	0-0-0		HOME		1-1-0		0-0-0		2-0-0				
7-8-0		0-0-0	1-4-0		AWAY		1-1-0		2-0-0		3-3-0				
12-7-0		0-0-0	0-0-0		NEUTRAL		1-1-0		1-4-0		10-2-0				
14-14-0		0-0-0	1-4-0		NON-CONFERENCE		2-2-0		1-4-0		10-4-0				
0-0-0		0-0-0	0-0-0		HOME		0-0-0		0-0-0		0-0-0				
2-7-0		0-0-0	1-0-		AWAY		1-1-0		0-0-0		0-2-0				
12-7-0		0-0-0	0-0-0		NEUTRAL		1-1-0		1-4-0		10-2-0				
8-2-0		0-0-0	0-0-0		CONFERENCE		1-1-0		2-0-0		5-1-0				
3-1-0		0-0-0	0-0-0		HOME		1-1-0		0-0-0		2-0-0				
5-1-0		0-0-0	0-0-0		AWAY		0-0-0		2-0-0		3-1-0				
0-0-0		0-0-0	0-0-0		NEUTRAL		0-0-0		0-0-0		0-0-0				
RPI	S	Opponent	Score	RPI	S	Opponent	Score	RPI	S	Opponent	Score	RPI	S	Opponent	Score
				33	A	Mississippi St.	1 4	79	A	North Florida	2 6	110	N	Southern Ill.	5 7
				38	A	Lipscomb	0 8	79	A	North Florida	14 12	110	N	Southern Ill.	7 0
				38	A	Lipscomb	0 4	79	N	North Florida	2 4	118	N	Kansas	0 4
				43	A	Kennesaw St.	9 6	79	N	North Florida	4 3	132	A	Morehead St.	2 0
				43	A	Kennesaw St.	1 3	86	H	Belmont	3 4	132	A	Morehead St.	6 5
								86	H	Belmont	3 1	141	N	Miami (OH)	2 6
												149	N	Loyola Chicago	0 1
												155	A	Eastern Ky.	1 2
												155	A	Eastern Ky.	7 2
												157	A	Mercer	1 3
												157	A	Mercer	4 7
												182	A	Southeast Mo. St.	7 5
												182	A	Southeast Mo. St.	4 1
												186	N	Valparaiso	12 5
												186	N	Valparaiso	2 3
												201	N	Samford	0 1
												206	N	IUPUI	10 0
												222	N	Eastern Mich.	4 2
												245	N	South Dakota St.	6 1
												254	N	Detroit Mercy	6 2
												266	N	Stony Brook	10 1
												267	H	Tennessee St.	9 1
												267	H	Tennessee St.	5 3
												269	N	Fort Wayne	10 0
												277	N	Alabama A&M	7 2
												287	N	Savannah St.	6 1
												288	N	South Carolina St.	7 1
LAST 10 GAMES				155	A	Eastern Ky.	1 2	182	A	Southeast Mo. St.	7 5	267	H	Tennessee St.	9 1
				155	A	Eastern Ky.	7 2	267	H	Tennessee St.	9 1	269	N	Fort Wayne	10 0
				132	A	Morehead St.	2 0	267	H	Tennessee St.	5 3	277	N	Alabama A&M	7 2
				132	A	Morehead St.	6 5	86	H	Belmont	3 1	287	N	Savannah St.	6 1
				182	A	Southeast Mo. St.	4 1	86	H	Belmont	3 4	288	N	South Carolina St.	7 1

Non-Div. I Games:

Eastern Ill.

Average RPI Win:		169	WON-LOST RECORD		WINNING PCT. RANK		LAST 10 GAMES		STRENGTH OF SCHEDULE		OPP. STRENGTH OF SCHEDULE		TEAM RPI		ADJ RPI		CONF. RPI		ADJ CONF. RPI			
Average RPI Loss:		66																				
DIV. I ONLY			19-23-0		.45238 158		3-7-0		85		95		123		.50934 123		9		8			
DIV. I NON-CONF.			17-16-0		.51515 126		1-2-0		95		150		104		.52063 101		6		6			
TOTALS		RPI 1-25		RPI 26-50		W-L RECORDS		RPI 51-100		RPI 101-150		RPI 150+										
19-23-0		0-4-0		1-2-0		OVERALL		3-14-0		5-3-0		10-0-0										
12-9-0		0-2-0		1-2-0		HOME		2-4-0		3-1-0		6-0-0										
2-10-0		0-2-0		0-0-0		AWAY		1-7-0		1-1-0		0-0-0										
5-4-0		0-0-0		0-0-0		NEUTRAL		0-3-0		1-1-0		4-0-0										
17-16-0		0-4-0		1-2-0		NON-CONFERENCE		1-7-0		5-3-0		10-0-0										
11-7-0		0-2-0		1-2-0		HOME		1-2-0		3-1-0		6-0-0										
1-5-0		0-2-0		0-0-		AWAY		0-2-0		1-1-0		0-0-0										
5-4-0		0-0-0		0-0-0		NEUTRAL		0-3-0		1-1-0		4-0-0										
2-7-0		0-0-0		0-0-0		CONFERENCE		2-7-0		0-0-0		0-0-0										
1-2-0		0-0-0		0-0-0		HOME		1-2-0		0-0-0		0-0-0										
1-5-0		0-0-0		0-0-0		AWAY		1-5-0		0-0-0		0-0-0										
0-0-0		0-0-0		0-0-0		NEUTRAL		0-0-0		0-0-0		0-0-0										
RPI	S	Opponent		Score		RPI	S	Opponent		Score		RPI	S	Opponent		Score						
20	H	James Madison		1	12	35	H	Pittsburgh		2	5	51	H	Fordham		3	2	109	A	Texas Tech	8	7
20	H	James Madison		2	10	35	H	Pittsburgh		8	3	55	H	UCF		0	3	117	H	Campbell	6	5
21	A	Georgia		1	9	40	H	North Carolina		0	4	55	H	UCF		3	12	142	A	Pacific	0	7
21	A	Georgia		1	3							55	H	UCF		9	0	145	N	Winthrop	6	11
												56	A	South Fla.		6	7	145	N	Winthrop	14	6
												56	A	South Fla.		7	9	146	H	Virginia	3	7
												56	A	South Fla.		0	3	146	H	Virginia	10	1
												64	H	Saint Francis (PA)		0	1	150	H	Virginia Tech	2	1
												64	N	Saint Francis (PA)		1	4	154	H	Radford	5	0
												64	N	Saint Francis (PA)		0	11	190	N	Seton Hall	15	14
												71	N	Syracuse		6	9	190	N	Seton Hall	8	0
												72	A	Memphis		4	0	200	H	Youngstown St.	5	4
												72	A	Memphis		2	8	248	N	Portland St.	14	2
												72	A	Memphis		1	5	248	N	Portland St.	18	4
												74	A	UNCW		3	6	260	H	Bryant	9	5
												74	A	UNCW		2	7	260	H	Bryant	4	2
												100	H	Elon		9	10	282	H	Cleveland St.	7	0
																		293	H	Coppin St.	11	0
LAST 10 GAMES																						
						56	A	South Fla.		7	9	55	H	UCF		3	12					
						56	A	South Fla.		6	7	55	H	UCF		9	0					
						56	A	South Fla.		0	3	74	A	UNCW		2	7					
						154	H	Radford		5	0	74	A	UNCW		3	6					
						55	H	UCF		0	3	72	A	Memphis		4	0					

Non-Div. I Games:

East Carolina

Drake				Through Games Of April 9, 2017										
Average RPI Win: 173		WON-LOST	WINNING	LAST 10	STRENGTH OF		OPP. STRENGTH	TEAM	ADJ		CONF.	ADJ CONF.		
Average RPI Loss: 84		RECORD	PCT. RANK	GAMES	SCHEDULE		OF SCHEDULE	RPI	RPI		RPI	RPI		
DIV. I ONLY		19-19-0	.5	136	3-6-0		122	87	122	.50883	124	12	12	
DIV. I NON-CONF.		16-10-0	.61538	85	0-0-0		120	80	76	.54101	77	12	12	
TOTALS		RPI 1-25	RPI 26-50		W-L RECORDS		RPI 51-100		RPI 101-150		RPI 150+			
19-19-0		0-4-0	0-2-0		OVERALL		2-5-0		4-6-0		13-2-0			
3-3-0		0-0-0	0-0-0		HOME		0-0-0		0-3-0		3-0-0			
0-12-0		0-4-0	0-1-0		AWAY		0-3-0		0-3-0		0-1-0			
16-4-0		0-0-0	0-1-0		NEUTRAL		2-2-0		4-0-0		10-1-0			
16-10-0		0-4-0	0-2-0		NON-CONFERENCE		2-2-0		4-0-0		10-2-0			
0-0-0		0-0-0	0-0-0		HOME		0-0-0		0-0-0		0-0-0			
0-6-0		0-4-0	0-0-		AWAY		0-0-0		0-0-0		0-1-0			
16-4-0		0-0-0	0-1-0		NEUTRAL		2-2-0		4-0-0		10-1-0			
3-9-0		0-0-0	0-0-0		CONFERENCE		0-3-0		0-6-0		3-0-0			
3-3-0		0-0-0	0-0-0		HOME		0-0-0		0-3-0		3-0-0			
0-6-0		0-0-0	0-0-0		AWAY		0-3-0		0-3-0		0-0-0			
0-0-0		0-0-0	0-0-0		NEUTRAL		0-0-0		0-0-0		0-0-0			
RPI	S	Opponent	Score		RPI	S	Opponent	Score		RPI	S	Opponent	Score	
1	A	Arizona	0	7	31	A	Louisiana	3	9	52	N	Boston College	3	1
1	A	Arizona	0	21	49	N	Wisconsin	1	4	65	A	Wichita St.	5	6
12	A	Alabama	1	6						65	A	Wichita St.	0	10
12	A	Alabama	0	10						65	A	Wichita St.	4	8
										75	N	Stanford	0	9
										75	N	Stanford	5	4
										95	N	Ball St.	2	17

Non-Div. I Games:

Drake

[illegible]

Non-Div. I Games:

Northern Ill.

Non-Div. I Games:

 Tie, Loss, Non-Conf, S Site, H Home, A Away, N Neutral Page 135

Average RPI Win: 168		WON-LOST RECORD		WINNING PCT. RANK		LAST 10 GAMES		STRENGTH OF SCHEDULE		OPP. STRENGTH OF SCHEDULE		TEAM RPI		ADJ RPI		CONF. RPI		ADJ CONF. RPI	
DIV. I ONLY		18-16-0		.52941 118		5-4-0		140		156		124		.50587 127		19		19	
DIV. I NON-CONF.		14-12-0		.53846 119		1-0-0		179		111		126		.50207 127		19		19	
TOTALS		RPI 1-25		RPI 26-50		W-L RECORDS		RPI 51-100		RPI 101-150		RPI 150+							
18-16-0		0-2-0		0-3-0		OVERALL		3-2-0		6-3-0		9-6-0							
1-2-0		0-0-0		0-0-0		HOME		0-0-0		0-0-0		1-2-0							
8-7-0		0-0-0		0-2-0		AWAY		2-1-0		5-2-0		1-2-0							
9-7-0		0-2-0		0-1-0		NEUTRAL		1-1-0		1-1-0		7-2-0							
14-12-0		0-2-0		0-3-0		NON-CONFERENCE		1-1-0		6-3-0		7-3-0							
0-0-0		0-0-0		0-0-0		HOME		0-0-0		0-0-0		0-0-0							
5-5-0		0-0-0		0-0-		AWAY		0-0-0		5-2-0		0-1-0							
9-7-0		0-2-0		0-1-0		NEUTRAL		1-1-0		1-1-0		7-2-0							
4-4-0		0-0-0		0-0-0		CONFERENCE		2-1-0		0-0-0		2-3-0							
1-2-0		0-0-0		0-0-0		HOME		0-0-0		0-0-0		1-2-0							
3-2-0		0-0-0		0-0-0		AWAY		2-1-0		0-0-0		1-1-0							
0-0-0		0-0-0		0-0-0		NEUTRAL		0-0-0		0-0-0		0-0-0							
RPI	S	Opponent		Score		RPI	S	Opponent		Score		RPI	S	Opponent		Score			
11	N	Tennessee		6	8	31	A	Louisiana		1	9	87	A	St. John's (NY)		10	7		
14	N	Oklahoma		0	6	31	A	Louisiana		3	4	87	A	St. John's (NY)		10	3		
						45	N	Oregon St.		3	11	87	A	St. John's (NY)		3	5		
												94	N	Bradley		11	2		
												95	N	Ball St.		2	5		
														110 N Southern Ill.		2	1		
														119 A UNLV		2	7		
														133 A Loyola Marymount		12	7		
														140 A New Mexico St.		1	8		
														140 N New Mexico St.		1	4		
														145 A Winthrop		7	2		
														145 A Winthrop		4	1		
														145 A Winthrop		3	0		
														149 A Loyola Chicago		2	1		
														151 N Sacramento St.		2	9		
														151 N Sacramento St.		1	10		
														163 N Iowa St.		3	2		
														163 N Iowa St.		3	1		
														170 A San Diego		3	4		
														176 A Butler		4	7		
														176 A Butler		7	2		
														187 N Northern Colo.		6	4		
														190 H Seton Hall		6	7		
														190 H Seton Hall		4	0		
														190 H Seton Hall		5	10		
														233 N Dartmouth		6	2		
														248 N Portland St.		7	4		
														282 N Cleveland St.		13	5		
														282 N Cleveland St.		4	0		
LAST 10 GAMES				87 A St. John's (NY)				3	5	190 H Seton Hall				5	10	282 N Cleveland St.			
				87 A St. John's (NY)				10	3	190 H Seton Hall				4	0				
				87 A St. John's (NY)				10	7	176 A Butler				7	2				
				149 A Loyola Chicago				2	1	176 A Butler				4	7				
				190 H Seton Hall				6	7	170 A San Diego				3	4				

Non-Div. I Games:

DePaul

Average RPI Win:		164	WON-LOST RECORD		WINNING PCT. RANK	LAST 10 GAMES	STRENGTH OF SCHEDULE		OPP. STRENGTH OF SCHEDULE	TEAM RPI	ADJ RPI	CONF. RPI	ADJ CONF. RPI
Average RPI Loss:		84											
DIV. I ONLY		16-20-0	.44444		164	4-6-0	84		74	129	.50545	128	12
DIV. I NON-CONF.		9-15-0	.375		203	1-3-0	92		64	155	.48802	159	12
TOTALS		RPI 1-25	RPI 26-50		W-L RECORDS		RPI 51-100		RPI 101-150		RPI 150+		
16-20-0		0-5-0	0-2-0		OVERALL		2-6-0		7-3-0		7-4-0		
6-5-0		0-0-0	0-0-0		HOME		1-2-0		4-2-0		1-1-0		
6-9-0		0-4-0	0-1-0		AWAY		1-4-0		3-0-0		2-0-0		
4-6-0		0-1-0	0-1-0		NEUTRAL		0-0-0		0-1-0		4-3-0		
9-15-0		0-5-0	0-2-0		NON-CONFERENCE		1-1-0		1-3-0		7-4-0		
2-3-0		0-0-0	0-0-0		HOME		0-0-0		1-2-0		1-1-0		
3-6-0		0-4-0	0-0-		AWAY		1-1-0		0-0-0		2-0-0		
4-6-0		0-1-0	0-1-0		NEUTRAL		0-0-0		0-1-0		4-3-0		
7-5-0		0-0-0	0-0-0		CONFERENCE		1-5-0		6-0-0		0-0-0		
4-2-0		0-0-0	0-0-0		HOME		1-2-0		3-0-0		0-0-0		
3-3-0		0-0-0	0-0-0		AWAY		0-3-0		3-0-0		0-0-0		
0-0-0		0-0-0	0-0-0		NEUTRAL		0-0-0		0-0-0		0-0-0		
RPI S	Opponent	Score	RPI S	Opponent	Score	RPI S	Opponent	Score	RPI S	Opponent	Score		
2 A	Auburn	3 5	39 A	Oklahoma St.	2 21	84 A	UNI	4 12	101 N	Western Ky.	4 9		
14 A	Oklahoma	3 13	41 N	SIUE	1 6	84 A	UNI	0 9	115 H	Kent St.	1 9		
14 A	Oklahoma	4 5				84 A	UNI	2 3	115 H	Kent St.	2 8		
15 N	Michigan	2 11				86 A	Belmont	0 14	124 A	Drake	8 2		
19 A	Kentucky	1 4				86 A	Belmont	3 2	124 A	Drake	10 0		
						94 H	Bradley	7 8	124 A	Drake	13 5		
						94 H	Bradley	4 7	125 H	Northern Ill.	4 2		
						94 H	Bradley	7 0	149 H	Loyola Chicago	4 1		
									149 H	Loyola Chicago	1 0		
									149 H	Loyola Chicago	6 2		
									157 N	Mercer	1 3		
									166 N	Northwestern St.	8 7		
									166 N	Northwestern St.	3 7		
									171 H	Austin Peay	10 7		
									171 H	Austin Peay	2 12		
									184 N	Creighton	0 1		
									184 N	Creighton	3 2		
									193 N	Dayton	2 1		
									250 N	Drexel	5 1		
									267 A	Tennessee St.	8 1		
									267 A	Tennessee St.	9 4		
			LAST 10 GAMES										
			124 A	Drake	13 5	84 A	UNI	2 3					
			124 A	Drake	8 2	84 A	UNI	4 12					
			124 A	Drake	10 0	84 A	UNI	0 9					
			171 H	Austin Peay	10 7	115 H	Kent St.	1 9					
			171 H	Austin Peay	2 12	115 H	Kent St.	2 8					

Non-Div. I Games:

Evansville

Average RPI Win:		174	WON-LOST RECORD		WINNING PCT. RANK		LAST 10 GAMES		STRENGTH OF SCHEDULE		OPP. STRENGTH OF SCHEDULE		TEAM RPI		ADJ RPI		CONF. RPI		ADJ CONF. RPI	
DIV. I ONLY			15-21-0		.41667 180		3-7-0		78		65		130		.50543 129		6		6	
DIV. I NON-CONF.			12-15-0		.44444 165		0-1-0		127		59		138		.49944 131		5		5	
TOTALS		RPI 1-25		RPI 26-50		W-L RECORDS		RPI 51-100		RPI 101-150		RPI 150+								
15-21-0		1-7-0		0-2-0		OVERALL		0-5-0		5-5-0		9-2-0								
2-1-0		0-0-0		0-0-0		HOME		0-0-0		2-1-0		0-0-0								
4-12-0		1-7-0		0-1-0		AWAY		0-3-0		0-0-0		3-1-0								
9-8-0		0-0-0		0-1-0		NEUTRAL		0-2-0		3-4-0		6-1-0								
12-15-0		1-4-0		0-2-0		NON-CONFERENCE		0-5-0		2-2-0		9-2-0								
0-0-0		0-0-0		0-0-0		HOME		0-0-0		0-0-0		0-0-0								
4-9-0		1-4-0		0-0-		AWAY		0-3-0		0-0-0		3-1-0								
8-6-0		0-0-0		0-1-0		NEUTRAL		0-2-0		2-2-0		6-1-0								
3-6-0		0-3-0		0-0-0		CONFERENCE		0-0-0		3-3-0		0-0-0								
2-1-0		0-0-0		0-0-0		HOME		0-0-0		2-1-0		0-0-0								
0-3-0		0-3-0		0-0-0		AWAY		0-0-0		0-0-0		0-0-0								
1-2-0		0-0-0		0-0-0		NEUTRAL		0-0-0		1-2-0		0-0-0								
RPI	S	Opponent		Score		RPI	S	Opponent		Score		RPI	S	Opponent		Score				
7	A	Washington		1	9	35	A	Pittsburgh		1	7	63	N	McNeese		1	4			
7	A	Washington		0	15	39	N	Oklahoma St.		0	1	63	N	McNeese		0	6			
7	A	Washington		1	13							81	A	Colorado St.		5	6			
10	A	LSU		1	14							81	A	Colorado St.		0	4			
10	A	LSU		7	3							85	A	Coastal Caro.		1	3			
15	A	Michigan		0	17									116 H Indiana		1	6			
15	A	Michigan		0	8									116 H Indiana		1	6			
15	A	Michigan		0	3									117 N Campbell		5	9			
														132 N Morehead St.		0	1			
														150 N Virginia Tech		7	1			
														150 N Virginia Tech		1	0			
														152 A Georgia Tech		3	2			
														152 A Georgia Tech		8	3			
														177 N Idaho St.		6	12			
														177 N Idaho St.		5	2			
														195 N South Dakota		6	2			
														203 A George Washington		4	2			
														203 A George Washington		2	7			
														261 N Niagara		7	1			
														261 N Niagara		13	4			
														278 N Buffalo		14	1			
														282 N Cleveland St.		9	0			
LAST 10 GAMES				LAST 10 GAMES				LAST 10 GAMES				LAST 10 GAMES								
106	N	Michigan St.		4	6	116	H	Indiana		1	6	106	N	Michigan St.		3	11			
106	N	Michigan St.		7	3	15	A	Michigan		0	17	15	A	Michigan		0	8			
116	H	Indiana		2	1	15	A	Michigan		0	8	15	A	Michigan		0	3			
116	H	Indiana		3	2															

Non-Div. I Games:

Penn St.

Average RPI Win:		188	WON-LOST RECORD		WINNING PCT. RANK	LAST 10 GAMES		STRENGTH OF SCHEDULE		OPP. STRENGTH OF SCHEDULE	TEAM RPI	ADJ RPI		CONF. RPI	ADJ CONF. RPI				
Average RPI Loss:		96																	
DIV. I ONLY			20-15-0		.57143	93	4-6-0		192	132	126	.50445		130	10	10			
DIV. I NON-CONF.			18-11-0		.62069	83	2-2-0		213	156	115	.51053		116	8	8			
TOTALS		RPI 1-25		RPI 26-50		W-L RECORDS		RPI 51-100		RPI 101-150		RPI 150+							
20-15-0		0-3-0		0-0-0		OVERALL		3-5-0		4-4-0		13-3-0							
18-6-0		0-0-0		0-0-0		HOME		3-3-0		2-1-0		13-2-0							
1-5-0		0-1-0		0-0-0		AWAY		0-1-0		1-2-0		0-1-0							
1-4-0		0-2-0		0-0-0		NEUTRAL		0-1-0		1-1-0		0-0-0							
18-11-0		0-3-0		0-0-0		NON-CONFERENCE		2-3-0		3-2-0		13-3-0							
17-4-0		0-0-0		0-0-0		HOME		2-1-0		2-1-0		13-2-0							
0-3-0		0-1-0		0-0-		AWAY		0-1-0		0-0-0		0-1-0							
1-4-0		0-2-0		0-0-0		NEUTRAL		0-1-0		1-1-0		0-0-0							
2-4-0		0-0-0		0-0-0		CONFERENCE		1-2-0		1-2-0		0-0-0							
1-2-0		0-0-0		0-0-0		HOME		1-2-0		0-0-0		0-0-0							
1-2-0		0-0-0		0-0-0		AWAY		0-0-0		1-2-0		0-0-0							
0-0-0		0-0-0		0-0-0		NEUTRAL		0-0-0		0-0-0		0-0-0							
RPI	S	Opponent		Score		RPI	S	Opponent		Score		RPI	S	Opponent		Score			
7	N	Washington		1	14					60	A	San Diego St.	0	3	104	N	UT Arlington	6	5
18	N	Utah		0	11					66	H	Utah St.	1	5	107	A	UC Santa Barbara	0	11
23	A	Arizona St.		1	4					68	H	Cal St. Fullerton	5	0	107	A	UC Santa Barbara	2	4
										68	H	Cal St. Fullerton	0	1	107	A	UC Santa Barbara	12	1
										68	H	Cal St. Fullerton	1	3	126	N	New Mexico	0	1
										89	N	San Jose St.	2	11	133	H	Loyola Marymount	2	3
										97	H	UT Martin	6	4	142	H	Pacific	5	4
										97	H	UT Martin	8	4	142	H	Pacific	8	7
															164	H	Maryland	3	6
															169	H	Iona	9	1
															169	H	Iona	12	5
															170	A	San Diego	0	3
															213	H	UTEP	6	5
															228	H	Quinnipiac	5	4
															228	H	Quinnipiac	12	4
															231	H	UMKC	6	2
															231	H	UMKC	12	2
															233	H	Dartmouth	2	5
															254	H	Detroit Mercy	7	1
															254	H	Detroit Mercy	4	3
															257	H	Siena	12	4
															257	H	Siena	13	0
															257	H	Siena	9	1
															260	H	Bryant	5	4
LAST 10 GAMES																			
107	A	UC Santa Barbara		0	11	68	H	Cal St. Fullerton		1	3	257	H	Siena		9	1		
107	A	UC Santa Barbara		2	4	170	A	San Diego		0	3	260	H	Bryant		5	4		
107	A	UC Santa Barbara		12	1	142	H	Pacific		5	4								
68	H	Cal St. Fullerton		0	1	231	H	UMKC		6	2								
68	H	Cal St. Fullerton		5	0	233	H	Dartmouth		2	5								

Non-Div. I Games:

UC Riverside

Non-Div. I Games:

Delaware

Average RPI Win: 190		WON-LOST	WINNING	LAST 10	STRENGTH OF	OPP. STRENGTH	TEAM	ADJ	CONF.	ADJ CONF.							
Average RPI Loss: 117		RECORD	PCT. RANK	GAMES	SCHEDULE	OF SCHEDULE	RPI	RPI	RPI	RPI							
DIV. I ONLY		18-16-0	.52941	118	3-7-0	150	212	135	.49949	132	14	14					
DIV. I NON-CONF.		15-9-0	.625	79	1-2-0	190	231	111	.51493	111	14	14					
<hr/>																	
TOTALS		RPI 1-25		RPI 26-50		W-L RECORDS		RPI 51-100		RPI 101-150		RPI 150+					
18-16-0		0-1-0		1-3-0		OVERALL		2-3-0		2-5-0		13-4-0					
6-5-0		0-0-0		0-2-0		HOME		0-0-0		0-2-0		6-1-0					
5-7-0		0-1-0		1-1-0		AWAY		1-2-0		0-1-0		3-2-0					
7-4-0		0-0-0		0-0-0		NEUTRAL		1-1-0		2-2-0		4-1-0					
15-9-0		0-1-0		1-1-0		NON-CONFERENCE		1-2-0		2-3-0		11-2-0					
6-1-0		0-0-0		0-0-0		HOME		0-0-0		0-0-0		6-1-0					
2-4-0		0-1-0		1-0-		AWAY		0-1-0		0-1-0		1-0-0					
7-4-0		0-0-0		0-0-0		NEUTRAL		1-1-0		2-2-0		4-1-0					
3-7-0		0-0-0		0-2-0		CONFERENCE		1-1-0		0-2-0		2-2-0					
0-4-0		0-0-0		0-2-0		HOME		0-0-0		0-2-0		0-0-0					
3-3-0		0-0-0		0-0-0		AWAY		1-1-0		0-0-0		2-2-0					
0-0-0		0-0-0		0-0-0		NEUTRAL		0-0-0		0-0-0		0-0-0					
RPI	S	Opponent		Score		RPI	S	Opponent		Score		RPI	S	Opponent		Score	
24	A	Marshall		0 8		41	H	SIUE		1 2		77	A	Murray St.		4 2	
						41	H	SIUE		0 4		77	A	Murray St.		1 5	
						43	A	Kennesaw St.		6 0		85	A	Coastal Caro.		0 10	
						43	A	Kennesaw St.		0 9		87	N	St. John's (NY)		0 3	
												87	N	St. John's (NY)		5 4	

Non-Div. I Games: Alderson Broaddus 10 2 Alderson Broaddus 12 0

Morehead St.

Average RPI Win: 157		WON-LOST	WINNING	LAST 10	STRENGTH OF		OPP. STRENGTH	TEAM	ADJ	CONF.	ADJ CONF.
Average RPI Loss: 67		RECORD	PCT. RANK	GAMES	SCHEDULE		OF SCHEDULE	RPI	RPI	RPI	RPI
DIV. I ONLY		14-25-0	.35897	223	2-8-0		58	57	139	.4993	133
DIV. I NON-CONF.		14-22-0	.38889	197	2-5-0		68	62	139	.49923	133
TOTALS		RPI 1-25	RPI 26-50		W-L RECORDS		RPI 51-100		RPI 101-150		RPI 150+
14-25-0		0-7-0	0-4-0		OVERALL		4-7-0		4-5-0		6-2-0
8-18-0		0-5-0	0-1-0		HOME		0-5-0		2-5-0		6-2-0
2-1-0		0-0-0	0-0-0		AWAY		1-1-0		1-0-0		0-0-0
4-6-0		0-2-0	0-3-0		NEUTRAL		3-1-0		1-0-0		0-0-0
14-22-0		0-4-0	0-4-0		NON-CONFERENCE		4-7-0		4-5-0		6-2-0
8-15-0		0-2-0	0-1-0		HOME		0-5-0		2-5-0		6-2-0
2-1-0		0-0-0	0-0-0		AWAY		1-1-0		1-0-0		0-0-0
4-6-0		0-2-0	0-3-0		NEUTRAL		3-1-0		1-0-0		0-0-0
0-3-0		0-3-0	0-0-0		CONFERENCE		0-0-0		0-0-0		0-0-0
0-3-0		0-3-0	0-0-0		HOME		0-0-0		0-0-0		0-0-0
0-0-0		0-0-0	0-0-0		AWAY		0-0-0		0-0-0		0-0-0
0-0-0		0-0-0	0-0-0		NEUTRAL		0-0-0		0-0-0		0-0-0
RPI S	Opponent	Score	RPI S	Opponent	Score	RPI S	Opponent	Score	RPI S	Opponent	Score
1 H	Arizona	0 10	27 N	Arkansas	2 15	57 N	CSUN	2 1	106 H	Michigan St.	5 7
14 H	Oklahoma	4 6	32 H	Texas	2 8	66 N	Utah St.	5 9	106 H	Michigan St.	0 3
16 H	BYU	0 2	36 N	Ole Miss	0 2	66 N	Utah St.	3 1	106 H	Michigan St.	5 7
16 H	BYU	0 8	36 N	Ole Miss	1 8	68 H	Cal St. Fullerton	2 4	107 H	UC Santa Barbara	6 2
16 H	BYU	1 5				68 H	Cal St. Fullerton	5 9	107 H	UC Santa Barbara	1 7
17 N	California	4 7				68 H	Cal St. Fullerton	0 3	107 H	UC Santa Barbara	9 5
18 N	Utah	2 6				78 A	Long Beach St.	2 3	127 H	DePaul	7 12
						78 A	Long Beach St.	6 1	130 A	UC Riverside	3 2
						80 N	Liberty	10 8	147 N	North Dakota St.	5 2
						83 H	Boise St.	0 5	151 H	Sacramento St.	2 7
						89 H	San Jose St.	0 10	188 H	North Dakota	9 1
									217 H	Boston U.	1 3
									217 H	Boston U.	6 2
									233 H	Dartmouth	8 0
									233 H	Dartmouth	19 2
									260 H	Bryant	8 5
									290 H	Hartford	11 5
LAST 10 GAMES											
16 H	BYU	0 2	89 H	San Jose St.	0 10						
16 H	BYU	1 5	78 A	Long Beach St.	6 1						
16 H	BYU	0 8	78 A	Long Beach St.	2 3						
107 H	UC Santa Barbara	1 7	68 H	Cal St. Fullerton	5 9						
107 H	UC Santa Barbara	6 2	68 H	Cal St. Fullerton	0 3						

Non-Div. I Games:

Loyola Marymount

RPI	S	Opponent	Score	
234	H	Southern Utah	5	2
245	N	South Dakota St.	6	5

Montana

M
o
n
t
a
n
a

M
o
n
t
a
n
a

Average RPI Win:		197	WON-LOST RECORD		WINNING PCT. RANK		LAST 10 GAMES		STRENGTH OF SCHEDULE		OPP. STRENGTH OF SCHEDULE		TEAM RPI		ADJ RPI		CONF. RPI		ADJ CONF. RPI				
DIV. I ONLY			19-19-0		.5	136	6-4-0		141		159		136		.49819	135	17		18				
DIV. I NON-CONF.			11-12-0		.47826	145	1-0-0		110		128		120		.50548	121	16		16				
TOTALS		RPI 1-25		RPI 26-50			W-L RECORDS			RPI 51-100			RPI 101-150			RPI 150+							
19-19-0		0-1-0		0-6-0			OVERALL			0-3-0			8-7-0			11-2-0							
12-3-0		0-0-0		0-1-0			HOME			0-0-0			5-1-0			7-1-0							
6-10-0		0-1-0		0-1-0			AWAY			0-1-0			2-6-0			4-1-0							
1-6-0		0-0-0		0-4-0			NEUTRAL			0-2-0			1-0-0			0-0-0							
11-12-0		0-1-0		0-6-0			NON-CONFERENCE			0-3-0			5-1-0			6-1-0							
6-3-0		0-0-0		0-1-0			HOME			0-0-0			2-1-0			4-1-0							
4-3-0		0-1-0		0-0-			AWAY			0-1-0			2-0-0			2-0-0							
1-6-0		0-0-0		0-4-0			NEUTRAL			0-2-0			1-0-0			0-0-0							
8-7-0		0-0-0		0-0-0			CONFERENCE			0-0-0			3-6-0			5-1-0							
6-0-0		0-0-0		0-0-0			HOME			0-0-0			3-0-0			3-0-0							
2-7-0		0-0-0		0-0-0			AWAY			0-0-0			0-6-0			2-1-0							
0-0-0		0-0-0		0-0-0			NEUTRAL			0-0-0			0-0-0			0-0-0							
RPI	S	Opponent		Score		RPI	S	Opponent		Score		RPI	S	Opponent		Score		RPI	S	Opponent		Score	
11	A	Tennessee		0	8	33	H	Mississippi St.		1	9	58	N	Ohio		2	5	105	H	Nevada		1	3
						35	N	Pittsburgh		4	10	94	N	Bradley		5	6	112	A	Troy		2	1
						35	N	Pittsburgh		0	5	96	A	Louisiana Tech		1	5	112	A	Troy		8	5
						36	A	Ole Miss		3	10							113	A	Abilene Christian		5	12
						38	N	Lipscomb		0	7							113	A	Abilene Christian		2	3
						47	N	Jacksonville St.		0	3							113	A	Abilene Christian		0	7
																		114	A	Nicholls St.		7	9
																		114	A	Nicholls St.		1	9
																		114	A	Nicholls St.		3	4
																		120	H	Lamar University		5	3
																		120	H	Lamar University		2	1
																		120	H	Lamar University		6	3
																		131	N	Delaware		9	1
																		132	H	Morehead St.		4	2
																		144	H	Army West Point		7	4
																		182	H	Southeast Mo. St.		0	2
																		185	H	Middle Tenn.		6	5
																		212	A	Houston Baptist		8	4
																		212	A	Houston Baptist		3	2
																		212	A	Houston Baptist		2	3
																		255	H	A&M-Corpus Christi		4	3
																		255	H	A&M-Corpus Christi		2	1
																		255	H	A&M-Corpus Christi		5	1
																		264	H	Mississippi Val.		11	5
																		272	A	Alcorn		6	1
																		272	A	Alcorn		2	0
																		278	H	Buffalo		9	1
LAST 10 GAMES																							
						212	A	Houston Baptist		8	4	120	H	Lamar University		6	3	255	H	A&M-Corpus Christi		5	1
						212	A	Houston Baptist		2	3	114	A	Nicholls St.		7	9	264	H	Mississippi Val.		11	5
						212	A	Houston Baptist		3	2	114	A	Nicholls St.		1	9	272	A	Alcorn		6	1
						120	H	Lamar University		5	3	114	A	Nicholls St.		3	4	272	A	Alcorn		2	0
						120	H	Lamar University		2	1	272	A	Alcorn		2	0	278	H	Buffalo		9	1

Non-Div. I Games:

Southeastern La.

RPI	S	Opponent	Score	
293	H	Coppin St.	6	1

Southeastern La.

S
o
u
t
h
e
a
s
t
e
r
n
L
a
.

S
o
u
t
h
e
a
s
t
e
r
n
L
a
.

Average RPI Win:		218	WON-LOST RECORD		WINNING PCT. RANK		LAST 10 GAMES		STRENGTH OF SCHEDULE		OPP. STRENGTH OF SCHEDULE		TEAM RPI		ADJ RPI		CONF. RPI		ADJ CONF. RPI	
DIV. I ONLY			22-16-0		.57895 90		5-5-0		213		136		134		.49758 136		5		5	
DIV. I NON-CONF.			20-12-0		.625 79		3-1-0		262		181		145		.49231 148		7		7	
TOTALS		RPI 1-25		RPI 26-50		W-L RECORDS		RPI 51-100		RPI 101-150		RPI 150+								
22-16-0		0-3-0		1-2-0		OVERALL		1-4-0		1-5-0		19-2-0								
17-5-0		0-1-0		1-2-0		HOME		0-1-0		0-0-0		16-1-0								
1-8-0		0-2-0		0-0-0		AWAY		0-2-0		1-4-0		0-0-0								
4-3-0		0-0-0		0-0-0		NEUTRAL		1-1-0		0-1-0		3-1-0								
20-12-0		0-3-0		0-0-0		NON-CONFERENCE		1-4-0		0-3-0		19-2-0								
16-3-0		0-1-0		0-0-0		HOME		0-1-0		0-0-0		16-1-0								
0-6-0		0-2-0		0-0-		AWAY		0-2-0		0-2-0		0-0-0								
4-3-0		0-0-0		0-0-0		NEUTRAL		1-1-0		0-1-0		3-1-0								
2-4-0		0-0-0		1-2-0		CONFERENCE		0-0-0		1-2-0		0-0-0								
1-2-0		0-0-0		1-2-0		HOME		0-0-0		0-0-0		0-0-0								
1-2-0		0-0-0		0-0-0		AWAY		0-0-0		1-2-0		0-0-0								
0-0-0		0-0-0		0-0-0		NEUTRAL		0-0-0		0-0-0		0-0-0								
RPI	S	Opponent		Score		RPI	S	Opponent		Score		RPI	S	Opponent		Score				
3	H	Florida		0	6	38	H	Lipscomb		3	4	54	A	FIU		1	3			
12	A	Alabama		0	7	38	H	Lipscomb		1	0	56	A	South Fla.		6	9			
12	A	Alabama		0	10	38	H	Lipscomb		1	2	75	N	Stanford		6	4			
												75	N	Stanford		4	8			
												76	H	Col. of Charleston		3	5			
														102 A FGCU		2	6			
														102 A FGCU		3	2			
														102 A FGCU		2	4			
														112 A Troy		1	5			
														112 A Troy		5	8			
														124 N Drake		1	2			
														161 N Longwood		1	3			
														196 H Appalachian St.		4	0			
														196 H Appalachian St.		5	3			
														201 N Samford		9	8			
														201 N Samford		7	0			
														232 H Akron		9	1			
														232 H Akron		2	1			
														235 H Columbia		8	7			
														235 H Columbia		7	1			
														239 H George Mason		10	2			
														239 H George Mason		4	1			
														239 H George Mason		8	1			
														243 H Delaware St.		7	3			
														243 H Delaware St.		9	0			
														262 N Yale		5	4			
														273 H St. Bonaventure		2	3			
														273 H St. Bonaventure		14	3			
														280 H N.C. A&T		3	2			
														280 H N.C. A&T		15	4			
														282 H Cleveland St.		13	5			
														282 H Cleveland St.		3	2			
LAST 10 GAMES				LAST 10 GAMES				LAST 10 GAMES				LAST 10 GAMES								
				38	H	Lipscomb	1	0	102	A	FGCU	3	2	273	H	St. Bonaventure	14	3		
				38	H	Lipscomb	1	2	54	A	FIU	1	3	280	H	N.C. A&T	3	2		
				38	H	Lipscomb	3	4	235	H	Columbia	7	1	280	H	N.C. A&T	15	4		
				102	A	FGCU	2	4	239	H	George Mason	8	1	282	H	Cleveland St.	13	5		
				102	A	FGCU	2	6	235	H	Columbia	8	7	282	H	Cleveland St.	3	2		

Non-Div. I Games:

Jacksonville

Average RPI Win: 215		WON-LOST	WINNING	LAST 10	STRENGTH OF		OPP. STRENGTH	TEAM	ADJ		CONF.	ADJ CONF.
Average RPI Loss: 106		RECORD	PCT. RANK	GAMES	SCHEDULE		OF SCHEDULE	RPI	RPI		RPI	RPI
DIV. I ONLY		19-16-0	.54286	109	6-4-0		162	193	133		.4975	137
DIV. I NON-CONF.		14-15-0	.48276	138	1-3-0		122	202	137		.49419	142
TOTALS		RPI 1-25	RPI 26-50		W-L RECORDS		RPI 51-100		RPI 101-150		RPI 150+	
19-16-0		0-4-0	0-4-0		OVERALL		0-0-0		1-2-0		18-6-0	
10-6-0		0-0-0	0-2-0		HOME		0-0-0		1-0-0		9-4-0	
5-6-0		0-3-0	0-0-0		AWAY		0-0-0		0-2-0		5-1-0	
4-4-0		0-1-0	0-2-0		NEUTRAL		0-0-0		0-0-0		4-1-0	
14-15-0		0-4-0	0-4-0		NON-CONFERENCE		0-0-0		1-2-0		13-5-0	
10-6-0		0-0-0	0-2-0		HOME		0-0-0		1-0-0		9-4-0	
0-5-0		0-3-0	0-0-		AWAY		0-0-0		0-2-0		0-0-0	
4-4-0		0-1-0	0-2-0		NEUTRAL		0-0-0		0-0-0		4-1-0	
5-1-0		0-0-0	0-0-0		CONFERENCE		0-0-0		0-0-0		5-1-0	
0-0-0		0-0-0	0-0-0		HOME		0-0-0		0-0-0		0-0-0	
5-1-0		0-0-0	0-0-0		AWAY		0-0-0		0-0-0		5-1-0	
0-0-0		0-0-0	0-0-0		NEUTRAL		0-0-0		0-0-0		0-0-0	
RPI S	Opponent	Score	RPI S	Opponent	Score	RPI S	Opponent	Score	RPI S	Opponent	Score	
6 A	Florida St.	1 5	38 N	Lipscomb	1 2				103 A	Charlotte	2 16	
6 A	Florida St.	1 9	38 N	Lipscomb	2 5				103 A	Charlotte	1 4	
22 A	South Carolina	0 8	48 H	USC Upstate	0 3				117 H	Campbell	5 3	
24 N	Marshall	4 5	48 H	USC Upstate	1 3				153 H	Towson	12 0	
									154 H	Radford	1 2	
									174 H	Toledo	1 0	
									193 H	Dayton	0 2	
									194 H	Georgetown	11 6	
									200 H	Youngstown St.	4 1	
									200 H	Youngstown St.	9 1	
									201 A	Samford	6 5	
									201 A	Samford	9 0	
									201 A	Samford	4 5	
									210 H	Colgate	3 2	
									216 H	Presbyterian	4 5	
									224 N	Florida A&M	4 0	
									224 N	Florida A&M	3 1	
									226 A	Western Caro.	7 6	
									226 A	Western Caro.	4 2	
									226 A	Western Caro.	5 2	
									237 N	Albany (NY)	2 5	
									237 N	Albany (NY)	3 1	
									241 H	Sacred Heart	7 4	
									243 H	Delaware St.	5 0	
									256 H	Canisius	0 3	
									294 H	Howard	8 0	
									294 N	Howard	9 0	
LAST 10 GAMES			LAST 10 GAMES			LAST 10 GAMES			LAST 10 GAMES			
226 A	Western Caro.	7 6	201 A	Samford	6 5	201 A	Samford	4 5	243 H	Delaware St.	5 0	
226 A	Western Caro.	4 2	103 A	Charlotte	1 4	103 A	Charlotte	2 16	294 H	Howard	8 0	
226 A	Western Caro.	5 2	237 N	Albany (NY)	3 1	237 N	Albany (NY)	3 1	294 N	Howard	9 0	
22 A	South Carolina	0 8										
201 A	Samford	9 0										

Non-Div. I Games:

Furman

U
T
S
A

UTSA

U
C
D
a
v
i
s

UC Davis

Average RPI Win: 173		WON-LOST	WINNING	LAST 10	STRENGTH OF		OPP. STRENGTH	TEAM	ADJ	CONF.	ADJ CONF.
Average RPI Loss: 72		RECORD	PCT. RANK	GAMES	SCHEDULE		OF SCHEDULE	RPI	RPI	RPI	RPI
DIV. I ONLY		17-17-0	.5	136	7-3-0		193	41	141	.49644	140
DIV. I NON-CONF.		12-16-0	.42857	175	2-2-0		165	12	152	.48945	154
TOTALS		RPI 1-25	RPI 26-50		W-L RECORDS		RPI 51-100		RPI 101-150		RPI 150+
17-17-0		0-5-0	0-2-0		OVERALL		0-5-0		7-3-0		10-2-0
8-5-0		0-1-0	0-1-0		HOME		0-1-0		4-1-0		4-1-0
5-7-0		0-2-0	0-0-0		AWAY		0-3-0		0-1-0		5-1-0
4-5-0		0-2-0	0-1-0		NEUTRAL		0-1-0		3-1-0		1-0-0
12-16-0		0-5-0	0-2-0		NON-CONFERENCE		0-5-0		7-3-0		5-1-0
5-5-0		0-1-0	0-1-0		HOME		0-1-0		4-1-0		1-1-0
3-6-0		0-2-0	0-0-		AWAY		0-3-0		0-1-0		3-0-0
4-5-0		0-2-0	0-1-0		NEUTRAL		0-1-0		3-1-0		1-0-0
5-1-0		0-0-0	0-0-0		CONFERENCE		0-0-0		0-0-0		5-1-0
3-0-0		0-0-0	0-0-0		HOME		0-0-0		0-0-0		3-0-0
2-1-0		0-0-0	0-0-0		AWAY		0-0-0		0-0-0		2-1-0
0-0-0		0-0-0	0-0-0		NEUTRAL		0-0-0		0-0-0		0-0-0
RPI S	Opponent	Score	RPI S	Opponent	Score	RPI S	Opponent	Score	RPI S	Opponent	Score
10 N	LSU	0 9	39 N	Oklahoma St.	4 7	53 A	Nebraska	3 9	108 N	North Carolina St.	4 7
11 H	Tennessee	0 9	45 H	Oregon St.	2 6	53 A	Nebraska	6 7	110 N	Southern Ill.	1 0
15 N	Michigan	4 5				53 A	Nebraska	1 4	110 N	Southern Ill.	7 4
23 A	Arizona St.	3 7				60 N	San Diego St.	2 10	119 A	UNLV	0 1
23 A	Arizona St.	2 5				94 H	Bradley	3 5	126 H	New Mexico	8 0
									127 H	DePaul	8 1
									127 N	DePaul	4 1
									138 H	UTSA	3 11
									138 H	UTSA	4 1
									138 H	UTSA	9 1
									173 A	Omaha	14 6
									175 A	Seattle U	14 6
									175 A	Seattle U	6 4
									175 A	Seattle U	2 6
									187 H	Northern Colo.	10 2
									213 A	UTEP	13 4
									213 A	UTEP	8 4
									213 H	UTEP	3 5
									229 H	Utah Valley	7 3
									229 H	Utah Valley	4 3
									229 H	Utah Valley	8 5
									248 N	Portland St.	8 7
			LAST 10 GAMES								
			175 A	Seattle U	6 4	229 H	Utah Valley	8 5			
			175 A	Seattle U	2 6	213 A	UTEP	8 4			
			175 A	Seattle U	14 6	213 A	UTEP	13 4			
			229 H	Utah Valley	4 3	23 A	Arizona St.	2 5			
			229 H	Utah Valley	7 3	23 A	Arizona St.	3 7			

Non-Div. I Games:

New Mexico St.

Average RPI Win: 199		WON-LOST RECORD		WINNING PCT. RANK		LAST 10 GAMES		STRENGTH OF SCHEDULE		OPP. STRENGTH OF SCHEDULE		TEAM RPI		ADJ RPI		CONF. RPI		ADJ CONF. RPI	
DIV. I ONLY		20-16-0		.55556 102		5-5-0		197		177		137		.49582 141		16		16	
DIV. I NON-CONF.		14-11-0		.56 110		0-0-0		212		167		135		.49635 138		18		18	
TOTALS		RPI 1-25		RPI 26-50		W-L RECORDS		RPI 51-100		RPI 101-150		RPI 150+							
20-16-0		0-2-0		0-2-0		OVERALL		1-5-0		2-1-0		17-6-0							
10-1-0		0-0-0		0-0-0		HOME		0-0-0		0-0-0		10-1-0							
4-7-0		0-0-0		0-1-0		AWAY		0-4-0		1-1-0		3-1-0							
6-8-0		0-2-0		0-1-0		NEUTRAL		1-1-0		1-0-0		4-4-0							
14-11-0		0-2-0		0-2-0		NON-CONFERENCE		1-2-0		2-1-0		11-4-0							
5-0-0		0-0-0		0-0-0		HOME		0-0-0		0-0-0		5-0-0							
3-3-0		0-0-0		0-0-		AWAY		0-1-0		1-1-0		2-0-0							
6-8-0		0-2-0		0-1-0		NEUTRAL		1-1-0		1-0-0		4-4-0							
6-5-0		0-0-0		0-0-0		CONFERENCE		0-3-0		0-0-0		6-2-0							
5-1-0		0-0-0		0-0-0		HOME		0-0-0		0-0-0		5-1-0							
1-4-0		0-0-0		0-0-0		AWAY		0-3-0		0-0-0		1-1-0							
0-0-0		0-0-0		0-0-0		NEUTRAL		0-0-0		0-0-0		0-0-0							
RPI S	Opponent		Score		RPI S	Opponent		Score		RPI S	Opponent		Score		RPI S	Opponent		Score	
16 N	BYU		2	6	40 A	North Carolina		7	8	60 A	San Diego St.		4	10	101 A	Western Ky.		3	1
24 N	Marshall		1	6	45 N	Oregon St.		0	9	86 N	Belmont		2	4	101 A	Western Ky.		6	7
										89 N	San Jose St.		14	4	122 N	Eastern Ill.		6	2
										95 A	Ball St.		1	3	153 N	Towson		0	8
										95 A	Ball St.		5	6	155 H	Eastern Ky.		7	2
										95 A	Ball St.		3	6	158 N	Ill.-Chicago		0	8
															174 H	Toledo		0	4
															174 H	Toledo		14	1
															174 H	Toledo		9	5
															176 N	Butler		12	13
															178 A	Bowling Green		3	2
															178 A	Bowling Green		0	2
															193 H	Dayton		3	2
															202 N	Western Ill.		4	3
															206 N	IUPUI		4	2
															217 N	Boston U.		9	5
															221 A	Northern Ky.		8	0
															221 A	Northern Ky.		6	1
															223 N	Hampton		5	7
															225 H	Western Mich.		4	0
															225 H	Western Mich.		8	6
															225 H	Western Mich.		11	3
															254 H	Detroit Mercy		4	1
															254 H	Detroit Mercy		9	1
															269 H	Fort Wayne		11	2
															275 N	Green Bay		10	7
				LAST 10 GAMES															
						174 H	Toledo	14	1	95 A	Ball St.		3	6	254 H	Detroit Mercy		4	1
						174 H	Toledo	0	4	95 A	Ball St.		5	6	254 H	Detroit Mercy		9	1
						174 H	Toledo	9	5	95 A	Ball St.		1	3	269 H	Fort Wayne		11	2
						178 A	Bowling Green	3	2	225 H	Western Mich.		11	3	275 N	Green Bay		10	7
						178 A	Bowling Green	0	2	225 H	Western Mich.		4	0					

Non-Div. I Games:

Miami (OH)

Pacific

Pacific

Pacific

Average RPI Win: 175		WON-LOST	WINNING	LAST 10	STRENGTH OF		OPP. STRENGTH	TEAM	ADJ	CONF.	ADJ CONF.
Average RPI Loss: 78		RECORD	PCT. RANK	GAMES	SCHEDULE		OF SCHEDULE	RPI	RPI	RPI	RPI
DIV. I ONLY		15-26-0	.36585	221	5-5-0		61	101	144	.49493	143
DIV. I NON-CONF.		11-21-0	.34375	215	1-0-0		50	105	158	.48866	158
TOTALS		RPI 1-25	RPI 26-50		W-L RECORDS		RPI 51-100		RPI 101-150		RPI 150+
15-26-0		0-5-0	0-8-0		OVERALL		1-6-0		4-2-0		10-5-0
5-2-0		0-0-0	0-0-0		HOME		0-0-0		3-0-0		2-2-0
1-8-0		0-4-0	0-2-0		AWAY		1-2-0		0-0-0		0-0-0
9-16-0		0-1-0	0-6-0		NEUTRAL		0-4-0		1-2-0		8-3-0
11-21-0		0-2-0	0-8-0		NON-CONFERENCE		1-6-0		1-2-0		9-3-0
1-0-0		0-0-0	0-0-0		HOME		0-0-0		0-0-0		1-0-0
1-5-0		0-1-0	0-0-0		AWAY		1-2-0		0-0-0		0-0-0
9-16-0		0-1-0	0-6-0		NEUTRAL		0-4-0		1-2-0		8-3-0
4-5-0		0-3-0	0-0-0		CONFERENCE		0-0-0		3-0-0		1-2-0
4-2-0		0-0-0	0-0-0		HOME		0-0-0		3-0-0		1-2-0
0-3-0		0-3-0	0-0-0		AWAY		0-0-0		0-0-0		0-0-0
0-0-0		0-0-0	0-0-0		NEUTRAL		0-0-0		0-0-0		0-0-0
RPI S	Opponent	Score	RPI S	Opponent	Score	RPI S	Opponent	Score	RPI S	Opponent	Score
1 N	Arizona	1 13	34 N	Notre Dame	1 6	56 A	South Fla.	2 0	103 N	Charlotte	1 2
23 A	Arizona St.	0 3	40 A	North Carolina	0 5	62 N	South Ala.	2 5	106 H	Michigan St.	4 3
25 A	Illinois	4 11	40 A	North Carolina	1 10	67 A	Hawaii	1 4	106 H	Michigan St.	13 6
25 A	Illinois	6 7	42 N	Fresno St.	0 4	67 A	Hawaii	1 2	106 H	Michigan St.	2 1
25 A	Illinois	1 9	44 N	Cal Poly	1 2	75 N	Stanford	6 10	107 N	UC Santa Barbara	6 4
			46 N	Louisville	1 9	75 N	Stanford	9 16	118 N	Kansas	3 4
			46 N	Louisville	5 6	93 N	Houston	2 8	156 N	LIU Brooklyn	5 21
			48 N	USC Upstate	0 7				160 N	UConn	6 1
									165 N	Villanova	2 0
									172 H	Iowa	0 5
									172 H	Iowa	3 8
									172 H	Iowa	4 2
									190 N	Saint Joseph's	3 2
									199 N	Harvard	3 7
									199 N	Harvard	8 3
									218 N	Marist	1 4
									218 N	Marist	8 6
									240 N	Saint Mary's (CA)	6 1
									260 N	Bryant	6 0
									265 N	Mt. St. Mary's	10 2
									269 H	Fort Wayne	10 0
LAST 10 GAMES											
			25 A	Illinois	6 7	172 H	Iowa	4 2			
			25 A	Illinois	4 11	269 H	Fort Wayne	10 0			
			25 A	Illinois	1 9	106 H	Michigan St.	4 3			
			172 H	Iowa	3 8	106 H	Michigan St.	2 1			
			172 H	Iowa	0 5	106 H	Michigan St.	13 6			

Non-Div. I Games:

Purdue

Average RPI Win:	225	WON-LOST RECORD	WINNING PCT. RANK	LAST 10 GAMES	STRENGTH OF SCHEDULE	OPP. STRENGTH OF SCHEDULE	TEAM RPI	ADJ RPI	CONF. RPI	ADJ CONF. RPI		
DIV. I ONLY		27-11-0	.71053	37	8-2-0	273	204	143	.49454	144	23	24
DIV. I NON-CONF.		20-9-0	.68966	58	3-0-0	249	229	114	.51235	114	25	25
<hr/>												
TOTALS	RPI 1-25	RPI 26-50		W-L RECORDS		RPI 51-100		RPI 101-150		RPI 150+		
27-11-0	0-0-0	0-2-0		OVERALL		0-3-0		2-3-0		25-3-0		
6-2-0	0-0-0	0-0-0		HOME		0-0-0		0-0-0		6-2-0		
6-2-0	0-0-0	0-0-0		AWAY		0-1-0		0-1-0		6-0-0		
15-7-0	0-0-0	0-2-0		NEUTRAL		0-2-0		2-2-0		13-1-0		
<hr/>												
20-9-0	0-0-0	0-2-0		NON-CONFERENCE		0-3-0		2-3-0		18-1-0		
2-0-0	0-0-0	0-0-0		HOME		0-0-0		0-0-0		2-0-0		
3-2-0	0-0-0	0-0-		AWAY		0-1-0		0-1-0		3-0-0		
15-7-0	0-0-0	0-2-0		NEUTRAL		0-2-0		2-2-0		13-1-0		
<hr/>												
7-2-0	0-0-0	0-0-0		CONFERENCE		0-0-0		0-0-0		7-2-0		
4-2-0	0-0-0	0-0-0		HOME		0-0-0		0-0-0		4-2-0		
3-0-0	0-0-0	0-0-0		AWAY		0-0-0		0-0-0		3-0-0		
0-0-0	0-0-0	0-0-0		NEUTRAL		0-0-0		0-0-0		0-0-0		
<hr/>												
RPI	S	Opponent	Score	RPI	S	Opponent	Score	RPI	S	Opponent	Score	
29	N	Ohio St.	6 7	56	A	South Fla.	1 11	105	N	Nevada	6 5	
48	N	USC Upstate	1 2	73	N	Central Mich.	1 6	110	N	Southern Ill.	0 7	
				97	N	UT Martin	3 5	114	N	Nicholls St.	0 3	
								115	N	Kent St.	1 0	
								135	A	Southeastern La.	4 7	
								167	N	Indiana St.	7 0	
								169	A	Iona	3 0	
								194	N	Georgetown	2 1	
								210	H	Colgate	12 0	
								210	H	Colgate	5 3	
								210	H	Colgate	8 7	
								214	N	Monmouth	11 6	
								214	N	Monmouth	0 6	
								224	N	Florida A&M	3 0	
								230	N	Fairfield	7 1	
								230	N	Fairfield	6 3	
								235	N	Columbia	3 2	
								235	N	Columbia	8 4	
								235	N	Columbia	8 0	
								238	N	Bethune-Cookman	1 0	
								239	A	George Mason	6 5	
								239	A	George Mason	12 1	
								246	A	Lafayette	1 0	
								246	A	Lafayette	6 2	
								246	A	Lafayette	8 7	
								254	N	Detroit Mercy	4 2	
								269	N	Fort Wayne	13 8	
<hr/>												
LAST 10 GAMES												
246	A	Lafayette	1 0	274	H	Holy Cross	2 4	246	A	Lafayette	1 0	
246	A	Lafayette	6 2	274	H	Holy Cross	2 5	246	A	Lafayette	6 2	
246	A	Lafayette	8 7	274	H	Holy Cross	7 6	246	A	Lafayette	8 7	
290	H	Hartford	5 1	169	A	Iona	3 0	254	N	Detroit Mercy	4 2	
290	H	Hartford	3 0	210	H	Colgate	12 0	269	N	Fort Wayne	13 8	

Non-Div. I Games:

Army West Point

RPI	S	Opponent	Score	
270	N	Brown	3	2
274	H	Holy Cross	7	6
274	H	Holy Cross	2	5
274	H	Holy Cross	2	4
290	H	Hartford	3	0
290	H	Hartford	5	1

Army West Point

A
r
m
y
W
e
s
t
P
o
i
n
t

A
r
m
y
W
e
s
t
P
o
i
n
t

Average RPI Win:	182	WON-LOST RECORD	WINNING PCT. RANK	LAST 10 GAMES	STRENGTH OF SCHEDULE	OPP. STRENGTH OF SCHEDULE	TEAM RPI	ADJ RPI	CONF. RPI	ADJ CONF. RPI	
DIV. I ONLY		20-20-0	.5 136	5-4-0	176	134	145	.49434 145	18	17	
DIV. I NON-CONF.		14-15-0	.48276 138	2-1-0	134	106	128	.50478 122	17	17	
<hr/>											
TOTALS	RPI 1-25	RPI 26-50		W-L RECORDS	RPI 51-100		RPI 101-150		RPI 150+		
20-20-0	0-4-0	1-1-0		OVERALL	2-3-0		1-9-0		16-3-0		
13-7-0	0-0-0	0-0-0		HOME	0-0-0		0-6-0		13-1-0		
2-9-0	0-3-0	0-1-0		AWAY	2-1-0		0-1-0		0-2-0		
5-4-0	0-0-0	1-0-0		NEUTRAL	0-2-0		1-2-0		3-0-0		
14-15-0	0-4-0	1-1-0		NON-CONFERENCE	2-3-0		1-6-0		10-1-0		
7-4-0	0-0-0	0-0-0		HOME	0-0-0		0-3-0		7-1-0		
2-7-0	0-4-0	0-0-		AWAY	2-1-0		0-1-0		0-0-0		
5-4-0	0-0-0	1-0-0		NEUTRAL	0-2-0		1-2-0		3-0-0		
6-5-0	0-0-0	0-0-0		CONFERENCE	0-0-0		0-3-0		6-2-0		
6-3-0	0-0-0	0-0-0		HOME	0-0-0		0-3-0		6-0-0		
0-2-0	0-0-0	0-0-0		AWAY	0-0-0		0-0-0		0-2-0		
0-0-0	0-0-0	0-0-0		NEUTRAL	0-0-0		0-0-0		0-0-0		
RPI S	Opponent	Score	RPI S	Opponent	Score	RPI S	Opponent	Score	RPI S	Opponent	Score
12 A	Alabama	0 1	38 N	Lipscomb	5 1	71 N	Syracuse	0 4	111 A	UNCG	3 4
21 A	Georgia	0 8	47 A	Jacksonville St.	3 5	71 N	Syracuse	5 6	117 H	Campbell	6 10
22 A	South Carolina	0 8				76 A	Col. of Charleston	2 1	117 H	Campbell	2 9
22 A	South Carolina	0 1				85 A	Coastal Caro.	4 3	117 H	Campbell	1 7
						85 A	Coastal Caro.	1 3	123 N	East Carolina	11 6
									123 N	East Carolina	6 14
									127 H	DePaul	0 3
									127 H	DePaul	1 4
									127 H	DePaul	2 7
									131 N	Delaware	4 5
									155 N	Eastern Ky.	5 2
									158 N	Ill.-Chicago	3 2
									161 H	Longwood	5 4
									161 H	Longwood	1 0
									161 H	Longwood	3 2
									168 H	Bucknell	6 5
									200 H	Youngstown St.	7 1
									205 H	ETSU	5 6
									214 N	Monmouth	4 2
									216 H	Presbyterian	7 3
									216 H	Presbyterian	6 2
									216 H	Presbyterian	9 1
									226 H	Western Caro.	8 4
									226 H	Western Caro.	4 3
									249 A	Gardner-Webb	2 10
									249 A	Gardner-Webb	7 8
									281 H	N.C. Central	9 1
			LAST 10 GAMES								
			117 H	Campbell	6 10	161 H	Longwood	1 0	226 H	Western Caro.	8 4
			117 H	Campbell	2 9	85 A	Coastal Caro.	1 3	226 H	Western Caro.	4 3
			117 H	Campbell	1 7	85 A	Coastal Caro.	4 3	249 A	Gardner-Webb	2 10
			161 H	Longwood	5 4	226 H	Western Caro.	8 4	249 A	Gardner-Webb	7 8
			161 H	Longwood	3 2	226 H	Western Caro.	4 3	281 H	N.C. Central	9 1

Non-Div. I Games:

Winthrop

RPI	S	Opponent	Score	
282	H	Cleveland St.	9	2
282	H	Cleveland St.	9	1

Winthrop

W
i
n
t
h
r
o
p

W
i
n
t
h
r
o
p

Average RPI Win: 158		WON-LOST	WINNING	LAST 10	STRENGTH OF		OPP. STRENGTH	TEAM	ADJ	CONF.	ADJ CONF.
Average RPI Loss: 96		RECORD	PCT. RANK	GAMES	SCHEDULE		OF SCHEDULE	RPI	RPI	RPI	RPI
DIV. I ONLY		14-26-0	.35	231	3-7-0		54	117	146	.49138	146
DIV. I NON-CONF.		11-14-0	.44	167	2-4-0		107	214	147	.49256	147
TOTALS		RPI 1-25	RPI 26-50		W-L RECORDS		RPI 51-100		RPI 101-150		RPI 150+
14-26-0		1-6-0	1-2-0		OVERALL		2-5-0		2-6-0		8-7-0
3-8-0		0-3-0	0-0-0		HOME		1-2-0		1-2-0		1-1-0
5-14-0		1-2-0	1-2-0		AWAY		1-1-0		1-4-0		1-5-0
6-4-0		0-1-0	0-0-0		NEUTRAL		0-2-0		0-0-0		6-1-0
11-14-0		1-3-0	0-0-0		NON-CONFERENCE		1-3-0		1-1-0		8-7-0
1-1-0		0-0-0	0-0-0		HOME		0-0-0		0-0-0		1-1-0
4-9-0		1-2-0	0-0-0		AWAY		1-1-0		1-1-0		1-5-0
6-4-0		0-1-0	0-0-0		NEUTRAL		0-2-0		0-0-0		6-1-0
3-12-0		0-3-0	1-2-0		CONFERENCE		1-2-0		1-5-0		0-0-0
2-7-0		0-3-0	0-0-0		HOME		1-2-0		1-2-0		0-0-0
1-5-0		0-0-0	1-2-0		AWAY		0-0-0		0-3-0		0-0-0
0-0-0		0-0-0	0-0-0		NEUTRAL		0-0-0		0-0-0		0-0-0
RPI S	Opponent	Score	RPI S	Opponent	Score	RPI S	Opponent	Score	RPI S	Opponent	Score
6 H	Florida St.	0 8	40 A	North Carolina	10 4	52 H	Boston College	5 4	108 A	North Carolina St.	1 9
6 H	Florida St.	0 10	40 A	North Carolina	7 8	52 H	Boston College	3 10	108 A	North Carolina St.	6 8
6 H	Florida St.	1 13	40 A	North Carolina	1 12	52 H	Boston College	0 4	108 A	North Carolina St.	3 10
8 N	Oregon	6 11				74 N	UNCW	1 2	123 A	East Carolina	7 3
20 A	James Madison	1 9				89 N	San Jose St.	0 1	123 A	East Carolina	1 10
20 A	James Madison	5 4				100 A	Elon	7 5	150 H	Virginia Tech	9 8
23 A	Arizona St.	1 4				100 A	Elon	4 6	150 H	Virginia Tech	1 5
									150 H	Virginia Tech	5 13
									153 H	Towson	5 4
									153 H	Towson	4 7
									154 A	Radford	2 5
									161 A	Longwood	1 2
									161 A	Longwood	0 1
									181 A	Charleston So.	3 4
									190 N	Seton Hall	8 1
									190 N	Seton Hall	2 4
									205 N	ETSU	11 3
									205 N	ETSU	9 0
									213 N	UTEP	5 4
									225 N	Western Mich.	9 8
									239 A	George Mason	2 6
									239 A	George Mason	7 2
									293 N	Coppin St.	8 1
			LAST 10 GAMES								
239 A	George Mason	2 6	40 A	North Carolina	1 12						
239 A	George Mason	7 2	40 A	North Carolina	10 4						
20 A	James Madison	1 9	161 A	Longwood	0 1						
20 A	James Madison	5 4	161 A	Longwood	1 2						
40 A	North Carolina	7 8	6 H	Florida St.	0 10						

Non-Div. I Games:

Virginia

UAB

Average RPI Win: 144		WON-LOST RECORD		WINNING PCT. RANK		LAST 10 GAMES		STRENGTH OF SCHEDULE		OPP. STRENGTH OF SCHEDULE		TEAM RPI		ADJ RPI		CONF. RPI		ADJ CONF. RPI	
DIV. I ONLY		13-25-0		.34211 235		2-8-0		77		68		153		.48651 148		11		11	
DIV. I NON-CONF.		8-18-0		.30769 232		0-4-0		43		66		167		.48465 162		11		11	
TOTALS		RPI 1-25		RPI 26-50		W-L RECORDS		RPI 51-100		RPI 101-150		RPI 150+							
13-25-0		0-3-0		0-5-0		OVERALL		4-5-0		4-9-0		5-3-0							
5-7-0		0-1-0		0-2-0		HOME		4-4-0		0-0-0		1-0-0							
5-5-0		0-1-0		0-1-0		AWAY		0-0-0		4-3-0		1-0-0							
3-13-0		0-1-0		0-2-0		NEUTRAL		0-1-0		0-6-0		3-3-0							
8-18-0		0-3-0		0-5-0		NON-CONFERENCE		2-1-0		1-6-0		5-3-0							
3-3-0		0-1-0		0-2-0		HOME		2-0-0		0-0-0		1-0-0							
2-2-0		0-1-0		0-0-		AWAY		0-0-0		1-0-0		1-0-0							
3-13-0		0-1-0		0-2-0		NEUTRAL		0-1-0		0-6-0		3-3-0							
5-7-0		0-0-0		0-0-0		CONFERENCE		2-4-0		3-3-0		0-0-0							
2-4-0		0-0-0		0-0-0		HOME		2-4-0		0-0-0		0-0-0							
3-3-0		0-0-0		0-0-0		AWAY		0-0-0		3-3-0		0-0-0							
0-0-0		0-0-0		0-0-0		NEUTRAL		0-0-0		0-0-0		0-0-0							
RPI	S	Opponent		Score		RPI	S	Opponent		Score		RPI	S	Opponent		Score			
12	H	Alabama		4	5	33	N	Mississippi St.		0	8	62	H	South Ala.		8	3		
14	A	Oklahoma		0	15	38	H	Lipscomb		0	9	77	H	Murray St.		4	0		
14	N	Oklahoma		2	5	43	A	Kennesaw St.		1	8	83	N	Boise St.		2	4		
						45	N	Oregon St.		0	4	96	H	Louisiana Tech		0	5		
						47	H	Jacksonville St.		5	6	96	H	Louisiana Tech		0	1		
												96	H	Louisiana Tech		5	16		
												98	H	Southern Miss.		3	2		
												98	H	Southern Miss.		1	0		
												98	H	Southern Miss.		4	10		
														116 N Indiana		0	7		
														116 N Indiana		0	2		
														138 A UTSA		6	1		
														138 A UTSA		3	6		
														138 A UTSA		0	8		
														151 N Sacramento St.		3	5		
														163 H Iowa St.		7	1		
														165 N Villanova		3	8		
														201 A Samford		10	2		
														217 N Boston U.		3	5		
														232 N Akron		7	2		
														233 N Dartmouth		11	5		
														257 N Siena		6	5		
LAST 10 GAMES																			
						96	H	Louisiana Tech		5	16	101	A	Western Ky.		1	0		
						96	H	Louisiana Tech		0	5	101	A	Western Ky.		3	7		
						96	H	Louisiana Tech		0	1	14	A	Oklahoma		0	15		
						47	H	Jacksonville St.		5	6	14	N	Oklahoma		2	5		
						101	A	Western Ky.		3	2	33	N	Mississippi St.		0	8		

Non-Div. I Games:

UAB

Average RPI Win:		211	WON-LOST RECORD		WINNING PCT. RANK		LAST 10 GAMES		STRENGTH OF SCHEDULE		OPP. STRENGTH OF SCHEDULE		TEAM RPI		ADJ RPI		CONF. RPI		ADJ CONF. RPI				
DIV. I ONLY			18-17-0		.51429 131		1-9-0		187		214		148		.48619 149		12		12				
DIV. I NON-CONF.			17-6-0		.73913 45		0-2-0		231		280		91		.52437 92		12		12				
TOTALS		RPI 1-25		RPI 26-50		W-L RECORDS		RPI 51-100		RPI 101-150		RPI 150+											
18-17-0		0-1-0		1-0-0		OVERALL		1-9-0		1-5-0		15-2-0											
2-3-0		0-0-0		0-0-0		HOME		1-2-0		0-1-0		1-0-0											
2-11-0		0-1-0		0-0-0		AWAY		0-6-0		0-4-0		2-0-0											
14-3-0		0-0-0		1-0-0		NEUTRAL		0-1-0		1-0-0		12-2-0											
17-6-0		0-1-0		1-0-0		NON-CONFERENCE		0-1-0		1-2-0		15-2-0											
1-1-0		0-0-0		0-0-0		HOME		0-0-0		0-1-0		1-0-0											
2-2-0		0-1-0		0-0-		AWAY		0-0-0		0-1-0		2-0-0											
14-3-0		0-0-0		1-0-0		NEUTRAL		0-1-0		1-0-0		12-2-0											
1-11-0		0-0-0		0-0-0		CONFERENCE		1-8-0		0-3-0		0-0-0											
1-2-0		0-0-0		0-0-0		HOME		1-2-0		0-0-0		0-0-0											
0-9-0		0-0-0		0-0-0		AWAY		0-6-0		0-3-0		0-0-0											
0-0-0		0-0-0		0-0-0		NEUTRAL		0-0-0		0-0-0		0-0-0											
RPI	S	Opponent		Score		RPI	S	Opponent		Score		RPI	S	Opponent		Score		RPI	S	Opponent		Score	
12	A	Alabama		0	5	47	N	Jacksonville St.		4	2	59	A	Illinois St.		1	3	122	N	Eastern Ill.		1	0
												59	A	Illinois St.		1	2	125	A	Northern Ill.		4	7
												59	A	Illinois St.		0	15	127	H	DePaul		1	2
												65	H	Wichita St.		0	3	128	A	Evansville		1	4
												65	H	Wichita St.		2	1	128	A	Evansville		0	1
												65	H	Wichita St.		1	2	128	A	Evansville		2	6
												86	N	Belmont		1	3	182	N	Southeast Mo. St.		0	2
												99	A	Missouri St.		1	9	186	H	Valparaiso		4	3
												99	A	Missouri St.		0	4	194	N	Georgetown		6	5
												99	A	Missouri St.		0	2	199	N	Harvard		3	1
																		202	N	Western Ill.		3	2
																		206	N	IUPUI		9	6
																		211	N	Manhattan		12	2
																		237	N	Albany (NY)		4	0
																		253	A	Alabama St.		5	3
																		253	A	Alabama St.		5	1
																		254	N	Detroit Mercy		2	1
																		267	N	Tennessee St.		1	3
																		269	N	Fort Wayne		6	0
																		270	N	Brown		5	2
																		275	N	Green Bay		9	6
																		280	N	N.C. A&T		14	0
																		280	N	N.C. A&T		4	1
LAST 10 GAMES																							
																		59	A	Illinois St.		0	15
																		59	A	Illinois St.		1	3
																		59	A	Illinois St.		1	2
																		127	H	DePaul		1	2
																		65	H	Wichita St.		2	1
																		65	H	Wichita St.		1	2
																		125	A	Northern Ill.		4	7
																		99	A	Missouri St.		0	2
																		99	A	Missouri St.		0	4

Non-Div. I Games:

Loyola Chicago

Average RPI Win: 188		WON-LOST	WINNING	LAST 10	STRENGTH OF		OPP. STRENGTH	TEAM	ADJ	CONF.	ADJ CONF.
Average RPI Loss: 68		RECORD	PCT. RANK	GAMES	SCHEDULE		OF SCHEDULE	RPI	RPI	RPI	RPI
DIV. I ONLY		15-24-0	.38462	206	2-8-0		100	69	149	.48613	150
DIV. I NON-CONF.		10-11-0	.47619	146	0-4-0		205	218	177	.47626	179
TOTALS		RPI 1-25	RPI 26-50		W-L RECORDS		RPI 51-100		RPI 101-150		RPI 150+
15-24-0	0-6-0	1-8-0		OVERALL		0-3-0		2-5-0		12-2-0	
5-8-0	0-3-0	1-2-0		HOME		0-2-0		0-0-0		4-1-0	
2-13-0	0-3-0	0-6-0		AWAY		0-1-0		2-3-0		0-0-0	
8-3-0	0-0-0	0-0-0		NEUTRAL		0-0-0		0-2-0		8-1-0	
10-11-0	0-3-0	0-0-0		NON-CONFERENCE		0-3-0		0-4-0		10-1-0	
2-2-0	0-0-0	0-0-0		HOME		0-2-0		0-0-0		2-0-0	
0-6-0	0-3-0	0-0-		AWAY		0-1-0		0-2-0		0-0-0	
8-3-0	0-0-0	0-0-0		NEUTRAL		0-0-0		0-2-0		8-1-0	
5-13-0	0-3-0	1-8-0		CONFERENCE		0-0-0		2-1-0		2-1-0	
3-6-0	0-3-0	1-2-0		HOME		0-0-0		0-0-0		2-1-0	
2-7-0	0-0-0	0-6-0		AWAY		0-0-0		2-1-0		0-0-0	
0-0-0	0-0-0	0-0-0		NEUTRAL		0-0-0		0-0-0		0-0-0	
RPI S	Opponent	Score	RPI S	Opponent	Score	RPI S	Opponent	Score	RPI S	Opponent	Score
6 H	Florida St.	2 13	34 A	Notre Dame	1 6	85 A	Coastal Caro.	4 6	119 A	UNLV	2 10
6 H	Florida St.	2 5	34 A	Notre Dame	4 9	100 H	Elon	3 4	123 A	East Carolina	1 2
6 H	Florida St.	3 12	34 A	Notre Dame	1 9	100 H	Elon	5 7	129 N	Penn St.	0 1
20 A	James Madison	0 2	35 A	Pittsburgh	5 11				129 N	Penn St.	1 7
20 A	James Madison	6 7	35 A	Pittsburgh	0 8				146 A	Virginia	5 1
22 A	South Carolina	3 4	35 A	Pittsburgh	1 9				146 A	Virginia	8 9
			40 H	North Carolina	13 4				146 A	Virginia	13 5
			40 H	North Carolina	3 4				152 H	Georgia Tech	6 5
			40 H	North Carolina	2 6				152 H	Georgia Tech	3 7
									152 H	Georgia Tech	13 6
									167 N	Indiana St.	4 3
									172 N	Iowa	2 1
									172 N	Iowa	2 1
									190 N	Seton Hall	5 6
									190 N	Seton Hall	13 0
									205 H	ETSU	4 2
									205 H	ETSU	9 7
									234 N	Southern Utah	7 1
									258 N	CSU Bakersfield	6 2
									293 N	Coppin St.	11 3
									293 N	Coppin St.	10 0
LAST 10 GAMES											
			35 A	Pittsburgh	0 8	152 H	Georgia Tech	3 7			
			35 A	Pittsburgh	1 9	152 H	Georgia Tech	13 6			
			35 A	Pittsburgh	5 11	152 H	Georgia Tech	6 5			
			100 H	Elon	5 7	20 A	James Madison	6 7			
			100 H	Elon	3 4	20 A	James Madison	0 2			

Non-Div. I Games:

Virginia Tech

Average RPI Win:	128	WON-LOST RECORD	WINNING PCT. RANK	LAST 10 GAMES		STRENGTH OF SCHEDULE	OPP. STRENGTH OF SCHEDULE	TEAM RPI	ADJ RPI	CONF. RPI	ADJ CONF. RPI
DIV. I ONLY		13-20-1	.39706 196	3-7-0		110	73	150	.48525 151	20	20
DIV. I NON-CONF.		10-15-1	.40385 189	0-2-0		108	46	144	.494 143	20	20
TOTALS	RPI 1-25		RPI 26-50	W-L RECORDS		RPI 51-100			RPI 101-150		RPI 150+
13-20-1	0-2-0		0-5-0	OVERALL		3-3-0			8-6-0		2-4-1
5-7-1	0-0-0		0-0-0	HOME		1-1-0			3-4-0		1-2-1
2-5-0	0-0-0		0-1-0	AWAY		0-1-0			2-2-0		0-1-0
6-8-0	0-2-0		0-4-0	NEUTRAL		2-1-0			3-0-0		1-1-0
10-15-1	0-2-0		0-5-0	NON-CONFERENCE		2-2-0			7-4-0		1-2-1
2-2-1	0-0-0		0-0-0	HOME		0-0-0			2-2-0		0-0-1
2-5-0	0-0-0		0-0-	AWAY		0-1-0			2-2-0		0-1-0
6-8-0	0-2-0		0-4-0	NEUTRAL		2-1-0			3-0-0		1-1-0
3-5-0	0-0-0		0-0-0	CONFERENCE		1-1-0			1-2-0		1-2-0
3-5-0	0-0-0		0-0-0	HOME		1-1-0			1-2-0		1-2-0
0-0-0	0-0-0		0-0-0	AWAY		0-0-0			0-0-0		0-0-0
0-0-0	0-0-0		0-0-0	NEUTRAL		0-0-0			0-0-0		0-0-0
RPI S Opponent Score			RPI S Opponent Score			RPI S Opponent Score			RPI S Opponent Score		
16 N BYU 4 9			42 A Fresno St. 2 5			57 N CSUN 4 2			105 H Nevada 5 0		
16 N BYU 1 7			44 N Cal Poly 2 7			57 N CSUN 2 4			105 H Nevada 3 0		
			45 N Oregon St. 0 3			67 A Hawaii 0 5			107 H UC Santa Barbara 0 4		
			45 N Oregon St. 3 6			83 N Boise St. 8 3			127 N DePaul 10 1		
			45 N Oregon St. 5 6			88 H Weber St. 2 3			127 N DePaul 9 2		
						88 H Weber St. 4 0			133 A Loyola Marymount 7 2		
									134 H Montana 2 3		
									134 H Montana 2 3		
									134 H Montana 5 3		
									139 A UC Davis 2 5		
									139 H UC Davis 3 4		
									142 A Pacific 3 4		
									142 A Pacific 2 1		
									148 N UAB 5 3		
									175 N Seattle U 2 8		
									177 H Idaho St. 10 1		
									177 H Idaho St. 1 4		
									177 H Idaho St. 4 6		
									190 H Seton Hall 2 2		
									220 A Santa Clara 1 2		
									233 N Dartmouth 9 1		
			LAST 10 GAMES								
			134 H Montana 2 3			177 H Idaho St. 1 4					
			134 H Montana 2 3			177 H Idaho St. 4 6					
			134 H Montana 5 3			107 H UC Santa Barbara 0 4					
			220 A Santa Clara 1 2			88 H Weber St. 4 0					
			177 H Idaho St. 10 1			88 H Weber St. 2 3					

Non-Div. I Games:

Sacramento St.

Average RPI Win:	121	WON-LOST	WINNING	LAST 10	STRENGTH OF	OPP. STRENGTH	TEAM	ADJ	CONF.	ADJ CONF.		
Average RPI Loss:	78	RECORD	PCT. RANK	GAMES	SCHEDULE	OF SCHEDULE	RPI	RPI	RPI	RPI		
DIV. I ONLY		12-27-0	.30769	248	3-7-0	74	32	156	.48401	152	4	4
DIV. I NON-CONF.		7-16-0	.30435	234	1-3-0	115	42	193	.46779	188	4	4
<hr/>												
TOTALS	RPI 1-25	RPI 26-50		W-L RECORDS		RPI 51-100		RPI 101-150		RPI 150+		
12-27-0	0-8-0	2-3-0		OVERALL		2-5-0		3-9-0		5-2-0		
10-15-0	0-1-0	2-2-0		HOME		1-3-0		2-7-0		5-2-0		
2-7-0	0-3-0	0-0-0		AWAY		1-2-0		1-2-0		0-0-0		
0-5-0	0-4-0	0-1-0		NEUTRAL		0-0-0		0-0-0		0-0-0		
7-16-0	0-5-0	0-1-0		NON-CONFERENCE		1-3-0		1-5-0		5-2-0		
6-10-0	0-1-0	0-1-0		HOME		0-1-0		1-5-0		5-2-0		
1-2-0	0-0-0	0-0-		AWAY		1-2-0		0-0-0		0-0-0		
0-4-0	0-4-0	0-0-0		NEUTRAL		0-0-0		0-0-0		0-0-0		
5-11-0	0-3-0	2-2-0		CONFERENCE		1-2-0		2-4-0		0-0-0		
4-5-0	0-0-0	2-1-0		HOME		1-2-0		1-2-0		0-0-0		
1-5-0	0-3-0	0-0-0		AWAY		0-0-0		1-2-0		0-0-0		
0-1-0	0-0-0	0-1-0		NEUTRAL		0-0-0		0-0-0		0-0-0		
<hr/>												
RPI	S	Opponent	Score	RPI	S	Opponent	Score	RPI	S	Opponent	Score	
6	A	Florida St.	0 8	34	H	Notre Dame	9 8	61	A	Georgia St.	8 3	
6	A	Florida St.	8 13	34	H	Notre Dame	8 7	61	H	Georgia St.	5 9	
6	A	Florida St.	0 4	34	H	Notre Dame	6 8	71	H	Syracuse	2 6	
17	N	California	1 8	40	N	North Carolina	3 7	71	H	Syracuse	8 7	
17	N	California	8 10	47	H	Jacksonville St.	1 7	71	H	Syracuse	5 7	
25	H	Illinois	6 10					79	A	North Florida	3 5	
25	N	Illinois	2 4					79	A	North Florida	0 8	
25	N	Illinois	1 10									

Non-Div. I Games:

Georgia Tech

Towson

Average RPI Win:		189	WON-LOST RECORD		WINNING PCT. RANK		LAST 10 GAMES		STRENGTH OF SCHEDULE		OPP. STRENGTH OF SCHEDULE		TEAM RPI		ADJ RPI		CONF. RPI		ADJ CONF. RPI		
DIV. I ONLY			13-20-0		.39394 197		3-7-0		101		111		151		.48386 153		13		13		
DIV. I NON-CONF.			11-14-0		.44 167		2-1-0		168		125		171		.47865 172		13		13		
TOTALS		RPI 1-25		RPI 26-50		W-L RECORDS		RPI 51-100		RPI 101-150		RPI 150+									
13-20-0		0-6-0		0-1-0		OVERALL		1-4-0		3-5-0		9-4-0									
1-3-0		0-3-0		0-0-0		HOME		0-0-0		0-0-0		1-0-0									
4-10-0		0-0-0		0-1-0		AWAY		1-2-0		2-4-0		1-3-0									
8-7-0		0-3-0		0-0-0		NEUTRAL		0-2-0		1-1-0		7-1-0									
11-14-0		0-3-0		0-1-0		NON-CONFERENCE		0-3-0		2-3-0		9-4-0									
1-0-0		0-0-0		0-0-0		HOME		0-0-0		0-0-0		1-0-0									
2-7-0		0-0-0		0-0-		AWAY		0-1-0		1-2-0		1-3-0									
8-7-0		0-3-0		0-0-0		NEUTRAL		0-2-0		1-1-0		7-1-0									
2-6-0		0-3-0		0-0-0		CONFERENCE		1-1-0		1-2-0		0-0-0									
0-3-0		0-3-0		0-0-0		HOME		0-0-0		0-0-0		0-0-0									
2-3-0		0-0-0		0-0-0		AWAY		1-1-0		1-2-0		0-0-0									
0-0-0		0-0-0		0-0-0		NEUTRAL		0-0-0		0-0-0		0-0-0									
RPI S	Opponent		Score		RPI S	Opponent		Score		RPI S	Opponent		Score		RPI S	Opponent		Score			
12 N	Alabama		0	17	40 A	North Carolina		5	6	56 N	South Fla.		3	9	117 N	Campbell		3	4		
12 N	Alabama		2	4						85 A	Coastal Caro.		3	4	131 A	Delaware		0	4		
20 H	James Madison		5	15						90 A	Hofstra		3	1	131 A	Delaware		12	3		
20 H	James Madison		0	7						90 A	Hofstra		5	6	131 A	Delaware		4	5		
20 H	James Madison		3	15						95 N	Ball St.		0	10	137 A	Furman		0	12		
24 N	Marshall		0	3											141 N	Miami (OH)		8	0		
															146 A	Virginia		4	5		
															146 A	Virginia		7	4		
															161 A	Longwood		4	5		
															161 A	Longwood		2	8		
															194 H	Georgetown		12	4		
															194 N	Georgetown		2	1		
															200 N	Youngstown St.		6	5		
															200 N	Youngstown St.		9	7		
															204 N	Penn		4	5		
															210 N	Colgate		9	2		
															223 N	Hampton		17	2		
															225 N	Western Mich.		10	5		
															239 A	George Mason		3	1		
															239 A	George Mason		5	6		
															269 N	Fort Wayne		9	1		
LAST 10 GAMES																					
20 H	James Madison		5	15	90 A	Hofstra		5	6												
20 H	James Madison		3	15	239 A	George Mason		5	6												
20 H	James Madison		0	7	239 A	George Mason		3	1												
194 H	Georgetown		12	4	131 A	Delaware		4	5												
90 A	Hofstra		3	1	131 A	Delaware		0	4												

Non-Div. I Games:

Towson

R
a
d
f
o
r
d

Radford

Average RPI Win: 220		WON-LOST	WINNING	LAST 10	STRENGTH OF		OPP. STRENGTH	TEAM	ADJ	CONF.	ADJ CONF.
Average RPI Loss: 94		RECORD	PCT. RANK	GAMES	SCHEDULE		OF SCHEDULE	RPI	RPI	RPI	RPI
DIV. I ONLY		15-22-0	.40541	188	4-6-0		95	198	155	.48361	155
DIV. I NON-CONF.		11-17-0	.39286	196	0-1-0		166	220	196	.46231	193
TOTALS		RPI 1-25	RPI 26-50		W-L RECORDS		RPI 51-100		RPI 101-150		RPI 150+
15-22-0		0-2-0	0-6-0		OVERALL		1-6-0		1-3-0		13-5-0
1-3-0		0-0-0	0-2-0		HOME		0-0-0		1-1-0		0-0-0
5-9-0		0-1-0	0-1-0		AWAY		1-6-0		0-1-0		4-0-0
9-10-0		0-1-0	0-3-0		NEUTRAL		0-0-0		0-1-0		9-5-0
11-17-0		0-2-0	0-4-0		NON-CONFERENCE		0-4-0		0-2-0		11-5-0
0-0-0		0-0-0	0-0-0		HOME		0-0-0		0-0-0		0-0-0
2-7-0		0-1-0	0-0-		AWAY		0-4-0		0-1-0		2-0-0
9-10-0		0-1-0	0-3-0		NEUTRAL		0-0-0		0-1-0		9-5-0
4-5-0		0-0-0	0-2-0		CONFERENCE		1-2-0		1-1-0		2-0-0
1-3-0		0-0-0	0-2-0		HOME		0-0-0		1-1-0		0-0-0
3-2-0		0-0-0	0-0-0		AWAY		1-2-0		0-0-0		2-0-0
0-0-0		0-0-0	0-0-0		NEUTRAL		0-0-0		0-0-0		0-0-0
RPI S	Opponent	Score	RPI S	Opponent	Score	RPI S	Opponent	Score	RPI S	Opponent	Score
11 A	Tennessee	1 10	36 A	Ole Miss	6 12	72 A	Memphis	2 4	122 H	Eastern Ill.	2 7
24 N	Marshall	2 7	38 N	Lipscomb	7 15	72 A	Memphis	3 5	122 H	Eastern Ill.	2 1
			39 N	Oklahoma St.	0 6	76 A	Col. of Charleston	1 5	141 A	Miami (OH)	2 7
			39 N	Oklahoma St.	8 21	77 A	Murray St.	0 3	145 N	Winthrop	2 5
			41 H	SIUE	0 11	82 A	Ga. Southern	3 4	158 N	Ill.-Chicago	1 2
			41 H	SIUE	5 7	86 A	Belmont	14 3	168 N	Bucknell	1 2
						86 A	Belmont	0 7	171 A	Austin Peay	7 3
									171 A	Austin Peay	1 0
									178 N	Bowling Green	7 8
									200 N	Youngstown St.	5 1
									205 N	ETSU	2 4
									209 N	Saint Louis	4 2
									209 N	Saint Louis	4 2
									214 N	Monmouth	1 2
									216 N	Presbyterian	4 2
									243 N	Delaware St.	9 0
									265 N	Mt. St. Mary's	6 3
									272 A	Alcorn	12 4
									272 A	Alcorn	8 0
									281 N	N.C. Central	12 2
									288 N	South Carolina St.	14 2
									289 N	Jackson St.	8 0
			LAST 10 GAMES								
			122 H	Eastern Ill.	2 7	86 A	Belmont	0 7			
			122 H	Eastern Ill.	2 1	86 A	Belmont	14 3			
			41 H	SIUE	0 11	77 A	Murray St.	0 3			
			41 H	SIUE	5 7	171 A	Austin Peay	7 3			
			11 A	Tennessee	1 10	171 A	Austin Peay	1 0			

Non-Div. I Games:

Eastern Ky.

L
I
U
B
r
o
o
k
l
y
n

LIU Brooklyn

Average RPI Win:		197	WON-LOST RECORD		WINNING PCT. RANK		LAST 10 GAMES		STRENGTH OF SCHEDULE		OPP. STRENGTH OF SCHEDULE		TEAM RPI		ADJ RPI		CONF. RPI		ADJ CONF. RPI	
DIV. I ONLY			19-23-0		.45238 158		5-5-0		146		171		152		.48263 157		21		21	
DIV. I NON-CONF.			14-19-0		.42424 178		0-1-0		123		138		159		.48462 163		22		22	
TOTALS		RPI 1-25		RPI 26-50		W-L RECORDS		RPI 51-100		RPI 101-150		RPI 150+								
19-23-0		1-2-0		0-4-0		OVERALL		0-8-0		5-3-0		13-6-0								
13-11-0		0-0-0		0-1-0		HOME		0-4-0		4-2-0		9-4-0								
1-5-0		0-1-0		0-0-0		AWAY		0-2-0		0-0-0		1-2-0								
5-7-0		1-1-0		0-3-0		NEUTRAL		0-2-0		1-1-0		3-0-0								
14-19-0		1-2-0		0-4-0		NON-CONFERENCE		0-8-0		3-2-0		10-3-0								
9-9-0		0-0-0		0-1-0		HOME		0-4-0		2-1-0		7-3-0								
0-3-0		0-1-0		0-0-		AWAY		0-2-0		0-0-0		0-0-0								
5-7-0		1-1-0		0-3-0		NEUTRAL		0-2-0		1-1-0		3-0-0								
5-4-0		0-0-0		0-0-0		CONFERENCE		0-0-0		2-1-0		3-3-0								
4-2-0		0-0-0		0-0-0		HOME		0-0-0		2-1-0		2-1-0								
1-2-0		0-0-0		0-0-0		AWAY		0-0-0		0-0-0		1-2-0								
0-0-0		0-0-0		0-0-0		NEUTRAL		0-0-0		0-0-0		0-0-0								
RPI	S	Opponent		Score		RPI	S	Opponent		Score		RPI	S	Opponent		Score				
2	A	Auburn		1	10	29	N	Ohio St.		0	4	52	N	Boston College		4	8			
20	N	James Madison		4	0	34	H	Notre Dame		2	7	54	N	FIU		5	16			
21	N	Georgia		3	12	41	N	SIUE		3	4	55	A	UCF		2	3			
						41	N	SIUE		2	5	55	A	UCF		4	8			
												61	H	Georgia St.		4	8			
												77	H	Murray St.		4	9			
												86	H	Belmont		12	13			
												86	H	Belmont		0	5			
														184 N Creighton		10	6			
														193 H Dayton		4	0			
														205 A ETSU		0	2			
														205 A ETSU		2	0			
														205 A ETSU		1	2			
														218 H Marist		6	3			
														222 H Eastern Mich.		2	3			
														224 H Florida A&M		8	7			
														224 H Florida A&M		6	9			
														243 N Delaware St.		4	1			
														248 H Portland St.		5	1			
														251 H Chattanooga		3	4			
														251 H Chattanooga		9	2			
														251 H Chattanooga		7	1			
														260 N Bryant		7	0			
														269 H Fort Wayne		9	1			
														269 H Fort Wayne		3	4			
														287 H Savannah St.		8	1			
														287 H Savannah St.		21	2			
LAST 10 GAMES						LAST 10 GAMES						LAST 10 GAMES								
						111	H	UNCG		1	2	205	A	ETSU		1	2			
						111	H	UNCG		6	2	251	H	Chattanooga		9	2			
						111	H	UNCG		5	2	251	H	Chattanooga		3	4			
						205	A	ETSU		0	2	251	H	Chattanooga		7	1			
						205	A	ETSU		2	0	86	H	Belmont		12	13			

Non-Div. I Games:

Mercer

[illegible]

Non-Div. I Games:

Ill.-Chicago

RPI	S	Opponent	Score	
282	H	Cleveland St.	10	0
282	H	Cleveland St.	9	1

Ill.-Chicago

I
l
l
.
-
C
h
i
c
a
g
o

I
l
l
.
-
C
h
i
c
a
g
o

SFA

Average RPI Win: 166		WON-LOST	WINNING	LAST 10	STRENGTH OF		OPP. STRENGTH	TEAM	ADJ		CONF.	ADJ CONF.
Average RPI Loss: 97		RECORD	PCT. RANK	GAMES	SCHEDULE		OF SCHEDULE	RPI	RPI		RPI	RPI
DIV. I ONLY		13-25-0	.34211	235	4-6-0		75	103	157		.48253	159
DIV. I NON-CONF.		8-18-0	.30769	232	0-2-0		33	56	148		.49041	150
TOTALS		RPI 1-25	RPI 26-50		W-L RECORDS		RPI 51-100		RPI 101-150		RPI 150+	
13-25-0		0-3-0	0-3-0		OVERALL		1-7-0		4-7-0		8-5-0	
3-5-0		0-0-0	0-0-0		HOME		0-1-0		2-4-0		1-0-0	
4-13-0		0-2-0	0-3-0		AWAY		1-4-0		0-1-0		3-3-0	
6-7-0		0-1-0	0-0-0		NEUTRAL		0-2-0		2-2-0		4-2-0	
8-18-0		0-3-0	0-3-0		NON-CONFERENCE		1-7-0		2-3-0		5-2-0	
1-1-0		0-0-0	0-0-0		HOME		0-1-0		0-0-0		1-0-0	
1-10-0		0-2-0	0-0-		AWAY		1-4-0		0-1-0		0-0-0	
6-7-0		0-1-0	0-0-0		NEUTRAL		0-2-0		2-2-0		4-2-0	
5-7-0		0-0-0	0-0-0		CONFERENCE		0-0-0		2-4-0		3-3-0	
2-4-0		0-0-0	0-0-0		HOME		0-0-0		2-4-0		0-0-0	
3-3-0		0-0-0	0-0-0		AWAY		0-0-0		0-0-0		3-3-0	
0-0-0		0-0-0	0-0-0		NEUTRAL		0-0-0		0-0-0		0-0-0	
RPI S	Opponent	Score	RPI S	Opponent	Score	RPI S	Opponent	Score	RPI S	Opponent	Score	
4 A	Texas A&M	0 8	26 A	Missouri	6 14	61 N	Georgia St.	1 3	101 N	Western Ky.	1 4	
4 A	Texas A&M	7 8	33 A	Mississippi St.	0 2	62 A	South Ala.	0 3	101 N	Western Ky.	0 2	
8 N	Oregon	2 8	33 A	Mississippi St.	1 2	70 A	North Texas	1 6	104 A	UT Arlington	0 6	
						92 H	La.-Monroe	1 5	114 H	Nicholls St.	4 5	
						96 A	Louisiana Tech	0 8	114 H	Nicholls St.	0 2	
						98 A	Southern Miss.	5 0	114 H	Nicholls St.	1 0	
						98 A	Southern Miss.	2 6	120 H	Lamar University	1 4	
						99 N	Missouri St.	0 2	120 H	Lamar University	4 2	
									120 H	Lamar University	2 3	
									126 N	New Mexico	3 1	
									126 N	New Mexico	5 1	
									164 N	Maryland	5 4	
									176 N	Butler	3 2	
									176 N	Butler	2 3	
									185 N	Middle Tenn.	3 0	
									189 A	Sam Houston St.	0 1	
									189 A	Sam Houston St.	3 1	
									189 A	Sam Houston St.	5 2	
									192 N	Tennessee Tech	2 3	
									192 N	Tennessee Tech	10 1	
									198 A	Central Ark.	2 11	
									198 A	Central Ark.	5 2	
									198 A	Central Ark.	3 4	
									284 H	Texas Southern	3 0	
LAST 10 GAMES			LAST 10 GAMES			LAST 10 GAMES			LAST 10 GAMES			
			198 A	Central Ark.	5 2	189 A	Sam Houston St.	0 1	198 A	Central Ark.	3 4	
			198 A	Central Ark.	3 4	189 A	Sam Houston St.	5 2				
			198 A	Central Ark.	2 11	96 A	Louisiana Tech	0 8				
			70 A	North Texas	1 6	120 H	Lamar University	4 2				
			189 A	Sam Houston St.	3 1	120 H	Lamar University	1 4				

Non-Div. I Games:

SFA

Average RPI Win:	179	WON-LOST	WINNING	LAST 10		STRENGTH OF	OPP. STRENGTH	TEAM	ADJ	CONF.	ADJ CONF.
Average RPI Loss:	98	RECORD	PCT. RANK	GAMES		SCHEDULE	OF SCHEDULE	RPI	RPI	RPI	RPI

[illegible]

UConn

Non-Div. I Games:

Tie, Loss, Non-Conf,S Site, H Home, A Away, N Neutral Page 175

I o w a s t .

How was it?

Iowa St.

Maryland

Average RPI Win:		117	WON-LOST RECORD		WINNING PCT. RANK		LAST 10 GAMES		STRENGTH OF SCHEDULE		OPP. STRENGTH OF SCHEDULE		TEAM RPI	ADJ RPI		CONF. RPI	ADJ CONF. RPI
DIV. I ONLY			8-28-1		.22973 273		2-8-0		40		58		171	.47869 164		6	6
DIV. I NON-CONF.			7-18-1		.28846 237		1-0-0		51		74		178	.47925 170		5	5
TOTALS		RPI 1-25		RPI 26-50		W-L RECORDS		RPI 51-100		RPI 101-150		RPI 150+					
8-28-1		1-4-0		2-8-0		OVERALL		1-6-0		1-4-0		3-6-1					
3-5-0		0-1-0		0-3-0		HOME		1-0-0		0-0-0		2-1-0					
4-8-0		1-0-0		2-5-0		AWAY		0-0-0		1-3-0		0-0-0					
1-15-1		0-3-0		0-0-0		NEUTRAL		0-6-0		0-1-0		1-5-1					
7-18-1		1-2-0		1-3-0		NON-CONFERENCE		1-6-0		1-1-0		3-6-1					
3-2-0		0-1-0		0-0-0		HOME		1-0-0		0-0-0		2-1-0					
3-3-0		1-0-0		1-0-		AWAY		0-0-0		1-0-0		0-0-0					
1-13-1		0-1-0		0-0-0		NEUTRAL		0-6-0		0-1-0		1-5-1					
1-10-0		0-2-0		1-5-0		CONFERENCE		0-0-0		0-3-0		0-0-0					
0-3-0		0-0-0		0-3-0		HOME		0-0-0		0-0-0		0-0-0					
1-5-0		0-0-0		1-2-0		AWAY		0-0-0		0-3-0		0-0-0					
0-2-0		0-2-0		0-0-0		NEUTRAL		0-0-0		0-0-0		0-0-0					
RPI	S	Opponent		Score		RPI	S	Opponent		Score		RPI	S	Opponent		Score	
3	A	Florida		4	2	26	A	Missouri		9	8	54	N	FIU		1	6
8	N	Oregon		0	14	26	A	Missouri		0	2	81	N	Colorado St.		5	14
13	N	Minnesota		2	10	29	H	Ohio St.		2	6	81	N	Colorado St.		3	6
13	N	Minnesota		2	3	29	H	Ohio St.		0	22	87	H	St. John's (NY)		3	0
20	H	James Madison		0	8	29	H	Ohio St.		6	10	88	N	Weber St.		2	6
						31	A	Louisiana		0	3	94	N	Bradley		2	4
						32	A	Texas		2	10	97	N	UT Martin		2	8
						50	A	Northwestern		5	6						
						50	A	Northwestern		4	11						
						50	A	Northwestern		5	4						
LAST 10 GAMES																	
						50	A	Northwestern		5	4	106	A	Michigan St.		3	11
						50	A	Northwestern		4	11	29	H	Ohio St.		0	22
						50	A	Northwestern		5	6	29	H	Ohio St.		6	10
						106	A	Michigan St.		2	6	29	H	Ohio St.		2	6
						106	A	Michigan St.		0	2	87	H	St. John's (NY)		3	0

Non-Div. I Games:

Maryland

[illegible]

Non-Div. I Games:

Villanova

RPI	S	Opponent	Score	
286	H	Rider	9	1
286	H	Rider	15	0

Villanova

V
i
l
l
a
n
o
v
a

V
i
l
l
a
n
o
v
a

Average RPI Win:		185	WON-LOST RECORD		WINNING PCT. RANK	LAST 10 GAMES		STRENGTH OF SCHEDULE		OPP. STRENGTH OF SCHEDULE	TEAM RPI	ADJ RPI	CONF. RPI	ADJ CONF. RPI			
DIV. I ONLY			16-24-1		.40244	191		121		153	166	.47729	166	17	18		
DIV. I NON-CONF.			9-15-1		.38	201		35		152	131	.49968	130	16	16		
TOTALS		RPI 1-25		RPI 26-50		W-L RECORDS		RPI 51-100		RPI 101-150		RPI 150+					
16-24-1		0-5-0		0-1-0		OVERALL		3-7-0		3-7-0		10-4-1					
4-6-0		0-2-0		0-0-0		HOME		1-1-0		1-2-0		2-1-0					
3-13-0		0-3-0		0-0-0		AWAY		1-5-0		0-3-0		2-2-0					
9-5-1		0-0-0		0-1-0		NEUTRAL		1-1-0		2-2-0		6-1-1					
9-15-1		0-5-0		0-1-0		NON-CONFERENCE		2-5-0		2-2-0		5-2-1					
1-3-0		0-2-0		0-0-0		HOME		1-1-0		0-0-0		0-0-0					
0-7-0		0-3-0		0-0-		AWAY		0-3-0		0-0-0		0-1-0					
8-5-1		0-0-0		0-1-0		NEUTRAL		1-1-0		2-2-0		5-1-1					
7-9-0		0-0-0		0-0-0		CONFERENCE		1-2-0		1-5-0		5-2-0					
3-3-0		0-0-0		0-0-0		HOME		0-0-0		1-2-0		2-1-0					
3-6-0		0-0-0		0-0-0		AWAY		1-2-0		0-3-0		2-1-0					
1-0-0		0-0-0		0-0-0		NEUTRAL		0-0-0		0-0-0		1-0-0					
RPI	S	Opponent		Score		RPI	S	Opponent		Score		RPI	S	Opponent		Score	
3	A	Florida		3	9	41	N	SIUE		1	4	54	N	FIU		4	2
3	A	Florida		0	10							63	A	McNeese		1	0
9	H	Baylor		1	3							63	A	McNeese		0	8
9	H	Baylor		0	5							63	A	McNeese		2	5
14	A	Oklahoma		0	3							92	A	La.-Monroe		5	8
												92	A	La.-Monroe		3	5
												92	H	La.-Monroe		2	6
												96	A	Louisiana Tech		5	6
												96	H	Louisiana Tech		5	3
												97	N	UT Martin		8	9
														164 N Maryland		13	2
														189 N Sam Houston St.		2	0
														209 N Saint Louis		7	20
														224 N Florida A&M		3	3
														225 N Western Mich.		7	5
														242 H Incarnate Word		6	9
														242 H Incarnate Word		8	2
														242 H Incarnate Word		4	1
														251 A Chattanooga		3	5
														255 A A&M-Corpus Christi		12	1
														255 A A&M-Corpus Christi		3	2
														255 A A&M-Corpus Christi		4	5
														263 N Prairie View		8	7
														279 N Fairleigh Dickinson		11	3
														295 N Grambling		13	1
LAST 10 GAMES																	
						242	H	Incarnate Word		6	9	63	A	McNeese		2	5
						242	H	Incarnate Word		4	1	63	A	McNeese		0	8
						242	H	Incarnate Word		8	2	255	A	A&M-Corpus Christi		4	5
						92	H	La.-Monroe		2	6	255	A	A&M-Corpus Christi		3	2
						63	A	McNeese		1	0	255	A	A&M-Corpus Christi		12	1

Non-Div. I Games:

Northwestern St.

Average RPI Win:	187	WON-LOST	WINNING	LAST 10	STRENGTH OF	OPP. STRENGTH	TEAM	ADJ	CONF.	ADJ CONF.	
Average RPI Loss:	112	RECORD	PCT. RANK	GAMES	SCHEDULE	OF SCHEDULE	RPI	RPI	RPI	RPI	
DIV. I ONLY	17-19-0	.47222	147	4-6-0	201	162	169	.47561	167	12	12
DIV. I NON-CONF.	14-10-0	.58333	96	1-1-0	255	225	168	.48087	169	12	12
TOTALS	RPI 1-25	RPI 26-50	W-L RECORDS	RPI 51-100	RPI 101-150	RPI 150+					
17-19-0	0-0-0	1-3-0	OVERALL	3-7-0	1-6-0	12-3-0					
3-7-0	0-0-0	0-0-0	HOME	3-7-0	0-0-0	0-0-0					
3-5-0	0-0-0	1-1-0	AWAY	0-0-0	1-4-0	1-0-0					
11-7-0	0-0-0	0-2-0	NEUTRAL	0-0-0	0-2-0	11-3-0					
14-10-0	0-0-0	1-3-0	NON-CONFERENCE	0-1-0	1-3-0	12-3-0					
0-1-0	0-0-0	0-0-0	HOME	0-1-0	0-0-0	0-0-0					
3-2-0	0-0-0	1-0-	AWAY	0-0-0	1-1-0	1-0-0					
11-7-0	0-0-0	0-2-0	NEUTRAL	0-0-0	0-2-0	11-3-0					
3-9-0	0-0-0	0-0-0	CONFERENCE	3-6-0	0-3-0	0-0-0					
3-6-0	0-0-0	0-0-0	HOME	3-6-0	0-0-0	0-0-0					
0-3-0	0-0-0	0-0-0	AWAY	0-0-0	0-3-0	0-0-0					
0-0-0	0-0-0	0-0-0	NEUTRAL	0-0-0	0-0-0	0-0-0					
RPI S	Opponent	Score	RPI S	Opponent	Score	RPI S	Opponent	Score	RPI S	Opponent	Score
			46 A	Louisville	6 14	59 H	Illinois St.	1 8	101 A	Western Ky.	0 8
			46 A	Louisville	8 6	59 H	Illinois St.	3 10	119 A	UNLV	11 5
			46 N	Louisville	5 6	59 H	Illinois St.	3 9	124 A	Drake	3 4
			46 N	Louisville	0 1	84 H	UNI	3 4	124 A	Drake	0 5
						84 H	UNI	5 4	124 A	Drake	0 5
						84 H	UNI	6 5	144 N	Army West Point	0 7
						95 H	Ball St.	1 2	150 N	Virginia Tech	3 4
						99 H	Missouri St.	1 2	171 N	Austin Peay	17 5
						99 H	Missouri St.	0 1	178 N	Bowling Green	3 2
						99 H	Missouri St.	3 2	178 N	Bowling Green	2 7
									206 A	IUPUI	7 3
									206 N	IUPUI	15 8
									207 N	Providence	11 15
									208 N	Wright St.	4 2
									214 N	Monmouth	6 5
									236 N	La Salle	12 4
									258 N	CSU Bakersfield	11 4
									262 N	Yale	15 3
									265 N	Mt. St. Mary's	5 4
									274 N	Holy Cross	5 3
									275 N	Green Bay	4 0
									282 N	Cleveland St.	4 8
			LAST 10 GAMES								
			99 H	Missouri St.	3 2	124 A	Drake	0 5			
			99 H	Missouri St.	0 1	124 A	Drake	0 5			
			99 H	Missouri St.	1 2	95 H	Ball St.	1 2			
			206 A	IUPUI	7 3	84 H	UNI	6 5			
			124 A	Drake	3 4	84 H	UNI	5 4			

Non-Div. I Games:

Indiana St.

Average RPI Win:	236	WON-LOST RECORD	WINNING PCT. RANK	LAST 10 GAMES	STRENGTH OF SCHEDULE	OPP. STRENGTH OF SCHEDULE	TEAM RPI	ADJ RPI	CONF. RPI	ADJ CONF. RPI		
DIV. I ONLY		21-8-0	.72414	34	6-4-0	284	242	161	.47517	168	23	24
DIV. I NON-CONF.		15-5-0	.75	40	0-1-0	287	288	165	.47869	171	25	25
<hr/>												
TOTALS	RPI 1-25	RPI 26-50		W-L RECORDS		RPI 51-100		RPI 101-150		RPI 150+		
21-8-0	0-0-0	0-0-0		OVERALL		1-1-0		0-4-0		20-3-0		
6-0-0	0-0-0	0-0-0		HOME		0-0-0		0-0-0		6-0-0		
3-5-0	0-0-0	0-0-0		AWAY		1-1-0		0-4-0		2-0-0		
12-3-0	0-0-0	0-0-0		NEUTRAL		0-0-0		0-0-0		12-3-0		
15-5-0	0-0-0	0-0-0		NON-CONFERENCE		1-1-0		0-1-0		14-3-0		
0-0-0	0-0-0	0-0-0		HOME		0-0-0		0-0-0		0-0-0		
3-2-0	0-0-0	0-0-		AWAY		1-1-0		0-1-0		2-0-0		
12-3-0	0-0-0	0-0-0		NEUTRAL		0-0-0		0-0-0		12-3-0		
6-3-0	0-0-0	0-0-0		CONFERENCE		0-0-0		0-3-0		6-0-0		
6-0-0	0-0-0	0-0-0		HOME		0-0-0		0-0-0		6-0-0		
0-3-0	0-0-0	0-0-0		AWAY		0-0-0		0-3-0		0-0-0		
0-0-0	0-0-0	0-0-0		NEUTRAL		0-0-0		0-0-0		0-0-0		
RPI	S	Opponent	Score	RPI	S	Opponent	Score	RPI	S	Opponent	Score	
						91	A Stetson	3		4		
						91	A Stetson	5		2		

Non-Div. I Games:

Bucknell

Average RPI Win: 184		WON-LOST	WINNING	LAST 10	STRENGTH OF		OPP. STRENGTH	TEAM	ADJ	CONF.	ADJ CONF.
Average RPI Loss: 113		RECORD	PCT. RANK	GAMES	SCHEDULE		OF SCHEDULE	RPI	RPI	RPI	RPI
DIV. I ONLY		16-16-0	.5	136	6-4-0		227	121	170	.47408	170
DIV. I NON-CONF.		14-15-0	.48276	138	4-3-0		246	115	187	.46855	186
TOTALS		RPI 1-25	RPI 26-50		W-L RECORDS		RPI 51-100		RPI 101-150		RPI 150+
16-16-0		0-1-0	0-4-0		OVERALL		1-2-0		5-5-0		10-4-0
9-6-0		0-0-0	0-1-0		HOME		0-2-0		5-1-0		4-2-0
0-4-0		0-1-0	0-0-0		AWAY		0-0-0		0-3-0		0-0-0
7-6-0		0-0-0	0-3-0		NEUTRAL		1-0-0		0-1-0		6-2-0
14-15-0		0-1-0	0-4-0		NON-CONFERENCE		1-2-0		3-4-0		10-4-0
7-5-0		0-0-0	0-1-0		HOME		0-2-0		3-0-0		4-2-0
0-4-0		0-1-0	0-0-		AWAY		0-0-0		0-3-0		0-0-0
7-6-0		0-0-0	0-3-0		NEUTRAL		1-0-0		0-1-0		6-2-0
2-1-0		0-0-0	0-0-0		CONFERENCE		0-0-0		2-1-0		0-0-0
2-1-0		0-0-0	0-0-0		HOME		0-0-0		2-1-0		0-0-0
0-0-0		0-0-0	0-0-0		AWAY		0-0-0		0-0-0		0-0-0
0-0-0		0-0-0	0-0-0		NEUTRAL		0-0-0		0-0-0		0-0-0
RPI S	Opponent	Score	RPI S	Opponent	Score	RPI S	Opponent	Score	RPI S	Opponent	Score
23 A	Arizona St.	3 6	27 N	Arkansas	1 13	68 H	Cal St. Fullerton	0 7	107 A	UC Santa Barbara	3 4
			42 N	Fresno St.	6 12	75 N	Stanford	2 0	107 A	UC Santa Barbara	1 6
			44 N	Cal Poly	6 8	89 H	San Jose St.	1 6	107 A	UC Santa Barbara	4 7
			45 H	Oregon St.	0 7				115 N	Kent St.	2 6
									127 H	DePaul	4 3
									130 H	UC Riverside	3 0
									139 H	UC Davis	7 6
									142 H	Pacific	4 3
									142 H	Pacific	8 3
									142 H	Pacific	2 8
									175 N	Seattle U	7 5
									175 N	Seattle U	8 1
									175 N	Seattle U	2 3
									187 N	Northern Colo.	9 1
									203 N	George Washington	6 4
									203 N	George Washington	8 4
									217 H	Boston U.	0 3
									229 N	Utah Valley	10 9
									241 N	Sacred Heart	4 5
									254 H	Detroit Mercy	3 1
									254 H	Detroit Mercy	6 4
									258 H	CSU Bakersfield	6 5
									258 H	CSU Bakersfield	0 8
									258 H	CSU Bakersfield	16 8
			LAST 10 GAMES								
			142 H	Pacific	8 3	107 A	UC Santa Barbara	3 4			
			142 H	Pacific	4 3	175 N	Seattle U	2 3			
			142 H	Pacific	2 8	107 A	UC Santa Barbara	1 6			
			130 H	UC Riverside	3 0	127 H	DePaul	4 3			
			175 N	Seattle U	7 5	258 H	CSU Bakersfield	16 8			

Non-Div. I Games:

San Diego

Average RPI Win:	163	WON-LOST	WINNING	LAST 10	STRENGTH OF	OPP. STRENGTH	TEAM	ADJ	CONF.	ADJ CONF.	
Average RPI Loss:	122	RECORD	PCT. RANK	GAMES	SCHEDULE	OF SCHEDULE	RPI	RPI	RPI	RPI	
DIV. I ONLY	14-24-0	.36842	218	3-7-0	119	147	176	.47323	171	14	14
DIV. I NON-CONF.	12-14-0	.46154	154	2-2-0	135	146	142	.49739	137	14	14
<hr/>											
TOTALS	RPI 1-25	RPI 26-50		W-L RECORDS		RPI 51-100		RPI 101-150		RPI 150+	
14-24-0	0-0-0	1-4-0		OVERALL		1-6-0		5-5-0		7-9-0	
3-4-0	0-0-0	0-0-0		HOME		0-0-0		1-2-0		2-2-0	
5-12-0	0-0-0	1-4-0		AWAY		1-4-0		2-1-0		1-3-0	
6-8-0	0-0-0	0-0-0		NEUTRAL		0-2-0		2-2-0		4-4-0	
<hr/>											
12-14-0	0-0-0	1-4-0		NON-CONFERENCE		1-2-0		4-4-0		6-4-0	
2-1-0	0-0-0	0-0-0		HOME		0-0-0		0-1-0		2-0-0	
4-6-0	0-0-0	1-0-		AWAY		1-1-0		2-1-0		0-0-0	
6-7-0	0-0-0	0-0-0		NEUTRAL		0-1-0		2-2-0		4-4-0	
<hr/>											
2-10-0	0-0-0	0-0-0		CONFERENCE		0-4-0		1-1-0		1-5-0	
1-3-0	0-0-0	0-0-0		HOME		0-0-0		1-1-0		0-2-0	
1-6-0	0-0-0	0-0-0		AWAY		0-3-0		0-0-0		1-3-0	
0-1-0	0-0-0	0-0-0		NEUTRAL		0-1-0		0-0-0		0-0-0	
<hr/>											
RPI S	Opponent	Score	RPI S	Opponent	Score	RPI S	Opponent	Score	RPI S	Opponent	Score
			36 A	Ole Miss	0 6	59 N	Illinois St.	2 7	101 A	Western Ky.	10 6
			38 A	Lipscomb	0 8	72 A	Memphis	4 2	114 N	Nicholls St.	4 3
			38 A	Lipscomb	6 7	72 A	Memphis	1 8	114 N	Nicholls St.	1 6
			38 A	Lipscomb	1 3	77 A	Murray St.	1 3	117 H	Campbell	6 8
			43 A	Kennesaw St.	9 1	97 A	UT Martin	0 4	125 N	Northern Ill.	3 5
						97 A	UT Martin	2 8	125 N	Northern Ill.	6 3
						97 N	UT Martin	2 4	128 A	Evansville	12 2
									128 A	Evansville	7 10
									132 H	Morehead St.	7 1
									132 H	Morehead St.	0 11
									155 H	Eastern Ky.	3 7
									155 H	Eastern Ky.	0 1
									167 N	Indiana St.	5 17
									182 A	Southeast Mo. St.	0 3
									182 A	Southeast Mo. St.	0 4
									192 A	Tennessee Tech	5 6
									192 A	Tennessee Tech	1 0
									201 H	Samford	5 2
									201 H	Samford	10 7
									206 N	IUPUI	1 6
									208 N	Wright St.	3 2
									209 N	Saint Louis	5 6
									209 N	Saint Louis	5 4
									209 N	Saint Louis	5 14
									264 N	Mississippi Val.	14 3
									288 N	South Carolina St.	12 2
<hr/>											
			LAST 10 GAMES								
			97 A	UT Martin	0 4	128 A	Evansville	12 2	209 N	Saint Louis	5 4
			97 A	UT Martin	2 8	192 A	Tennessee Tech	5 6	209 N	Saint Louis	5 14
			182 A	Southeast Mo. St.	0 3	192 A	Tennessee Tech	1 0	264 N	Mississippi Val.	14 3
			182 A	Southeast Mo. St.	0 4	72 A	Memphis	1 8	288 N	South Carolina St.	12 2
			128 A	Evansville	7 10	72 A	Memphis	4 2			

Non-Div. I Games:

Austin Peay

Iowa

Average RPI Win: 175		WON-LOST	WINNING	LAST 10	STRENGTH OF	OPP. STRENGTH	TEAM	ADJ	CONF.	ADJ CONF.				
Average RPI Loss: 76		RECORD	PCT. RANK	GAMES	SCHEDULE	OF SCHEDULE	RPI	RPI	RPI	RPI				
DIV. I ONLY		9-23-0	.28125	259	3-6-0	73	50	173	.47276	172	6	6		
DIV. I NON-CONF.		6-17-0	.26087	244	0-0-0	139	38	210	.45145	206	5	5		
<hr/>														
TOTALS		RPI 1-25		RPI 26-50		W-L RECORDS		RPI 51-100		RPI 101-150		RPI 150+		
9-23-0		0-7-0		1-6-0		OVERALL		0-0-0		3-7-0		5-3-0		
4-4-0		0-3-0		0-0-0		HOME		0-0-0		0-0-0		4-1-0		
3-9-0		0-0-0		1-5-0		AWAY		0-0-0		2-2-0		0-2-0		
2-10-0		0-4-0		0-1-0		NEUTRAL		0-0-0		1-5-0		1-0-0		
6-17-0		0-4-0		0-4-0		NON-CONFERENCE		0-0-0		1-6-0		5-3-0		
4-1-0		0-0-0		0-0-0		HOME		0-0-0		0-0-0		4-1-0		
0-6-0		0-0-0		0-0-		AWAY		0-0-0		0-1-0		0-2-0		
2-10-0		0-4-0		0-1-0		NEUTRAL		0-0-0		1-5-0		1-0-0		
3-6-0		0-3-0		1-2-0		CONFERENCE		0-0-0		2-1-0		0-0-0		
0-3-0		0-3-0		0-0-0		HOME		0-0-0		0-0-0		0-0-0		
3-3-0		0-0-0		1-2-0		AWAY		0-0-0		2-1-0		0-0-0		
0-0-0		0-0-0		0-0-0		NEUTRAL		0-0-0		0-0-0		0-0-0		
RPI	S	Opponent		Score	RPI	S	Opponent		Score	RPI	S	Opponent	Score	
3	N	Florida		0 8	26	A	Missouri		0 9	109	N	Texas Tech		4 7
7	N	Washington		0 8	26	A	Missouri		0 2	113	N	Abilene Christian		2 1
17	N	California		0 1	28	A	Texas St.		0 2	113	N	Abilene Christian		1 3
23	N	Arizona St.		4 5	42	N	Fresno St.		7 11	118	A	Kansas		2 6
25	H	Illinois		2 5	49	A	Wisconsin		4 3	124	N	Drake		1 11
25	H	Illinois		0 8	49	A	Wisconsin		5 6	143	A	Purdue		5 0
25	H	Illinois		4 7	49	A	Wisconsin		1 8	143	A	Purdue		8 3
<hr/>														
<hr/>														
<hr/>														
<hr/>														
<hr/>														
<hr/>														
<hr/>														
<hr/>														
<hr/>														
<hr/>														
<hr/>														
<hr/>														
<hr/>														
<hr/>														
<hr/>														
<hr/>														
<hr/>														
<hr/>														
<hr/>														
<hr/>														
<hr/>														
<hr/>														
<hr/>														
<hr/>														
<hr/>														
<hr/>														
<hr/>														
<hr/>														
<hr/>														
<hr/>														
<hr/>														
<hr/>														
<hr/>														
<hr/>														
<hr/>														
<hr/>														
<hr/>														
<hr/>														
<hr/>														
<hr/>														
<hr/>														
<hr/>														
<hr/>														
<hr/>														
<hr/>														
<hr/>														
<hr/>														
<hr/>														
<hr/>														
<hr/>														
<hr/>														
<hr/>														
<hr/>														
<hr/>														
<hr/>														
<hr/>														
<hr/>														
<hr/>														
<hr/>														
<hr/>														
<hr/>														
<hr/>														
<hr/>														
<hr/>														
<hr/>														
<hr/>														
<hr/>														
<hr/>														
<hr/>														
<hr/>														
<hr/>														
<hr/>														
<hr/>														
<hr/>														
<hr/>														
<hr/>														
<hr/>														
<hr/>														
<hr/>														
<hr/>														
<hr/>														
<hr/>														
<hr/>														
<hr/>														
<hr/>														
<hr/>														
<hr/>														
<hr/>														
<hr/>														
<hr/>														
<hr/>														
<hr/>														
<hr/>														
<hr/>														
<hr/>														
<hr/>														
<hr/>														
<hr/>														
<hr/>														
<hr/>														
<hr/>														
<hr/>														
<hr/>														
<hr/>														
<hr/>														
<hr/>														
<hr/>														
<hr/>														
<hr/>														
<hr/>														
<hr/>														
<hr/>														
<hr/>														
<hr/>														
<hr/>														
<hr/>														
<hr/>														
<hr/>														
<hr/>														
<hr/>														
<hr/>														
<hr/>														
<hr/>														
<hr/>														
<hr/>														
<hr/>														
<hr/>														
<hr/>														
<hr/>														
<hr/>														
<hr/>														
<hr/>														
<hr/>														
<hr/>														
<hr/>														
<hr/>														
<hr/>														
<hr/>														
<hr/>														
<hr/>														
<hr/>														
<hr/>														
<hr/>														
<hr/>														
<hr/>														
<hr/>														
<hr/>														
<hr/>														
<hr/>														
<hr/>														
<hr/>														
<hr/>														
<hr/>														
<hr/>														
<hr/>														
<hr/>														
<hr/>														
<hr/>														
<hr/>														
<hr/>														
<hr/>														
<hr/>														
<hr/>														
<hr/>														
<hr/>														
<hr/>														
<hr/>														
<hr/>														
<hr/>														
<hr/>														
<hr/>														
<hr/>														
<hr/>														
<hr/>														
<hr/>														
<hr/>														
<hr/>														
<hr/>														
<hr/>														
<hr/>														
<hr/>														
<hr/>														
<hr/>														
<hr/>														
<hr/>														
<hr/>														
<hr/>														
<hr/>														
<hr/>														
<hr/>														
<hr/>														
<hr/>														
<hr/>														
<hr/>														
<hr/>														
<hr/>														
<hr/>														
<hr/>														
<hr/>														
<hr/>														
<hr/>														
<hr/>														
<hr/>														
<hr/>														
<hr/>														
<hr/>														
<hr/>														
<hr/>														
<hr/>														
<hr/>														
<hr/>														
<hr/>														
<hr/>														
<hr/>														
<hr/>														
<hr/>														
<hr/>														
<hr/>														
<hr/>														
<hr/>														
<hr/>														
<hr/>														
<hr/>														
<hr/>														
<hr/>														
<hr/>														
<hr/>														
<hr/>														
<hr/>														
<hr/>														

Non-Div. I Games:

Iowa

O
m
a
h
a

Omaha

T
o
l
e
d
o

Toledo

Non-Div. I Games:

Tie, Loss, Non-Conf, S Site, H Home, A Away, N Neutral Page 190

RPI	S	Opponent	Score	
225	N	Western Mich.	1	9

Seattle U

S
e
a
t
t
l
e
U

S
e
a
t
t
l
e
U

Butler

Average RPI Win: 198		WON-LOST	WINNING	LAST 10	STRENGTH OF	OPP. STRENGTH	TEAM	ADJ	CONF.	ADJ CONF.				
Average RPI Loss: 128		RECORD	PCT. RANK	GAMES	SCHEDULE	OF SCHEDULE	RPI	RPI	RPI	RPI				
DIV. I ONLY		17-19-0	.47222	147	6-4-0	207	181	175	.47027	176	19	19		
DIV. I NON-CONF.		12-16-0	.42857	175	1-1-0	241	162	206	.45407	205	19	19		
<hr/>														
TOTALS		RPI 1-25	RPI 26-50		W-L RECORDS		RPI 51-100		RPI 101-150		RPI 150+			
17-19-0		0-1-0	0-1-0		OVERALL		1-7-0		2-1-0		14-9-0			
4-1-0		0-0-0	0-0-0		HOME		0-0-0		1-1-0		3-0-0			
2-5-0		0-0-0	0-1-0		AWAY		0-2-0		0-0-0		2-2-0			
11-13-0		0-1-0	0-0-0		NEUTRAL		1-5-0		1-0-0		9-7-0			
12-16-0		0-1-0	0-1-0		NON-CONFERENCE		1-7-0		1-0-0		10-7-0			
0-0-0		0-0-0	0-0-0		HOME		0-0-0		0-0-0		0-0-0			
1-3-0		0-0-0	0-0-		AWAY		0-2-0		0-0-0		1-0-0			
11-13-0		0-1-0	0-0-0		NEUTRAL		1-5-0		1-0-0		9-7-0			
5-3-0		0-0-0	0-0-0		CONFERENCE		0-0-0		1-1-0		4-2-0			
4-1-0		0-0-0	0-0-0		HOME		0-0-0		1-1-0		3-0-0			
1-2-0		0-0-0	0-0-0		AWAY		0-0-0		0-0-0		1-2-0			
0-0-0		0-0-0	0-0-0		NEUTRAL		0-0-0		0-0-0		0-0-0			
RPI	S	Opponent	Score		RPI	S	Opponent	Score		RPI	S	Opponent	Score	
8	N	Oregon	0	8	26	A	Missouri	0	8	56	N	South Fla.	5	1
										127	H	DePaul	2	7
										62	A	South Ala.	0	2
										63	N	McNeese	1	7
										73	N	Central Mich.	2	10
										77	N	Murray St.	1	9
										77	N	Murray St.	4	9
										95	A	Ball St.	2	10
										95	N	Ball St.	1	7

Non-Div. I Games:

Butler

Average RPI Win:	180	WON-LOST RECORD	WINNING PCT. RANK	LAST 10 GAMES	STRENGTH OF SCHEDULE	OPP. STRENGTH OF SCHEDULE	TEAM RPI	ADJ RPI	CONF. RPI	ADJ CONF. RPI		
DIV. I ONLY		11-17-0	.39286	199	5-5-0	163	108	178	.46987	177	20	20
DIV. I NON-CONF.		7-13-0	.35	213	1-1-0	40	84	143	.49471	141	20	20
<hr/>												
TOTALS	RPI 1-25	RPI 26-50		W-L RECORDS		RPI 51-100		RPI 101-150		RPI 150+		
11-17-0	0-3-0	1-2-0		OVERALL		1-4-0		2-3-0		7-5-0		
3-4-0	0-0-0	0-0-0		HOME		0-0-0		0-0-0		3-4-0		
2-6-0	0-2-0	0-1-0		AWAY		0-1-0		0-1-0		2-1-0		
6-7-0	0-1-0	1-1-0		NEUTRAL		1-3-0		2-2-0		2-0-0		
7-13-0	0-3-0	1-2-0		NON-CONFERENCE		1-4-0		2-3-0		3-1-0		
1-1-0	0-0-0	0-0-0		HOME		0-0-0		0-0-0		1-1-0		
0-5-0	0-2-0	0-0-		AWAY		0-1-0		0-1-0		0-0-0		
6-7-0	0-1-0	1-1-0		NEUTRAL		1-3-0		2-2-0		2-0-0		
4-4-0	0-0-0	0-0-0		CONFERENCE		0-0-0		0-0-0		4-4-0		
2-3-0	0-0-0	0-0-0		HOME		0-0-0		0-0-0		2-3-0		
2-1-0	0-0-0	0-0-0		AWAY		0-0-0		0-0-0		2-1-0		
0-0-0	0-0-0	0-0-0		NEUTRAL		0-0-0		0-0-0		0-0-0		
RPI	S	Opponent	Score	RPI	S	Opponent	Score	RPI	S	Opponent	Score	
8	A	Oregon	3 9	42	A	Fresno St.	6 11	67	N	Hawaii	1 5	
8	A	Oregon	0 9	44	N	Cal Poly	1 0	81	A	Colorado St.	0 8	
13	N	Minnesota	2 12	44	N	Cal Poly	5 7	81	N	Colorado St.	2 5	
								84	N	UNI	2 4	
								90	N	Hofstra	2 0	
										</		

Non-Div. I Games:

Idaho St.

Average RPI Win: 210		WON-LOST	WINNING	LAST 10	STRENGTH OF		OPP. STRENGTH	TEAM	ADJ		CONF.	ADJ CONF.		
Average RPI Loss: 111		RECORD	PCT. RANK	GAMES	SCHEDULE		OF SCHEDULE	RPI	RPI		RPI	RPI		
DIV. I ONLY		20-22-0	.47619	146	6-4-0		211	190	177		.46973	178		
DIV. I NON-CONF.		14-17-0	.45161	160	0-0-0		266	188	216		.44866	210		
TOTALS		RPI 1-25	RPI 26-50		W-L RECORDS		RPI 51-100		RPI 101-150		RPI 150+			
20-22-0		0-1-0	1-3-0		OVERALL		1-3-0		3-10-0		15-5-0			
4-1-0		0-0-0	0-0-0		HOME		0-0-0		1-1-0		3-0-0			
4-13-0		0-1-0	0-3-0		AWAY		1-2-0		2-7-0		1-0-0			
12-8-0		0-0-0	1-0-0		NEUTRAL		0-1-0		0-2-0		11-5-0			
14-17-0		0-1-0	1-3-0		NON-CONFERENCE		0-1-0		1-7-0		12-5-0			
0-0-0		0-0-0	0-0-0		HOME		0-0-0		0-0-0		0-0-0			
2-9-0		0-1-0	0-0-		AWAY		0-0-0		1-5-0		1-0-0			
12-8-0		0-0-0	1-0-0		NEUTRAL		0-1-0		0-2-0		11-5-0			
6-5-0		0-0-0	0-0-0		CONFERENCE		1-2-0		2-3-0		3-0-0			
4-1-0		0-0-0	0-0-0		HOME		0-0-0		1-1-0		3-0-0			
2-4-0		0-0-0	0-0-0		AWAY		1-2-0		1-2-0		0-0-0			
0-0-0		0-0-0	0-0-0		NEUTRAL		0-0-0		0-0-0		0-0-0			
RPI	S	Opponent	Score		RPI	S	Opponent	Score		RPI	S	Opponent	Score	
15	A	Michigan	1	7	31	A	Louisiana	2	14	73	A	Central Mich.	1	3
					36	A	Ole Miss	1	8	73	A	Central Mich.	5	3
					39	N	Oklahoma St.	3	2	73	A	Central Mich.	1	7
					46	A	Louisville	0	1	94	N	Bradley	3	5
								</						

Non-Div. I Games:

Bowling Green

RPI	S	Opponent	Score	
273	N	St. Bonaventure	8	3
275	N	Green Bay	4	1
275	N	Green Bay	15	4
282	A	Cleveland St.	7	1
289	N	Jackson St.	7	0
289	N	Jackson St.	4	0

B
o
w
l
i
n
g
G
r
e
e
n

B
o
w
l
i
n
g
G
r
e
e
n

Bowling Green

Average RPI Win: 159		WON-LOST	WINNING	LAST 10	STRENGTH OF		OPP. STRENGTH	TEAM	ADJ		CONF.	ADJ CONF.
Average RPI Loss: 80		RECORD	PCT. RANK	GAMES	SCHEDULE		OF SCHEDULE	RPI	RPI		RPI	RPI
DIV. I ONLY		10-27-0	.27027	262	3-7-0		70	70	182		.46846	179
DIV. I NON-CONF.		9-18-0	.33333	217	2-0-0		60	132	169		.4817	165
TOTALS		RPI 1-25	RPI 26-50		W-L RECORDS		RPI 51-100		RPI 101-150		RPI 150+	
10-27-0		0-0-0	0-5-0		OVERALL		2-14-0		4-6-0		4-2-0	
0-3-0		0-0-0	0-0-0		HOME		0-3-0		0-0-0		0-0-0	
3-8-0		0-0-0	0-3-0		AWAY		1-1-0		1-4-0		1-0-0	
7-16-0		0-0-0	0-2-0		NEUTRAL		1-10-0		3-2-0		3-2-0	
9-18-0		0-0-0	0-1-0		NON-CONFERENCE		2-11-0		3-4-0		4-2-0	
0-0-0		0-0-0	0-0-0		HOME		0-0-0		0-0-0		0-0-0	
2-3-0		0-0-0	0-0-		AWAY		1-1-0		0-2-0		1-0-0	
7-15-0		0-0-0	0-1-0		NEUTRAL		1-10-0		3-2-0		3-2-0	
1-9-0		0-0-0	0-4-0		CONFERENCE		0-3-0		1-2-0		0-0-0	
0-3-0		0-0-0	0-0-0		HOME		0-3-0		0-0-0		0-0-0	
1-5-0		0-0-0	0-3-0		AWAY		0-0-0		1-2-0		0-0-0	
0-1-0		0-0-0	0-1-0		NEUTRAL		0-0-0		0-0-0		0-0-0	
RPI S	Opponent	Score	RPI S	Opponent	Score	RPI S	Opponent	Score	RPI S	Opponent	Score	
			26 N	Missouri	1 9	51 N	Fordham	4 8	102 A	FGCU	5 6	
			29 A	Ohio St.	0 8	51 N	Fordham	3 11	108 A	North Carolina St.	6 10	
			29 A	Ohio St.	1 12	51 N	Fordham	5 14	116 A	Indiana	2 9	
			29 A	Ohio St.	2 12	52 N	Boston College	4 0	116 A	Indiana	7 5	
			49 N	Wisconsin	1 5	53 H	Nebraska	12 15	116 A	Indiana	2 23	
						53 H	Nebraska	4 7	121 N	Lehigh	8 0	
						53 H	Nebraska	2 7	121 N	Lehigh	6 1	
						54 A	FIU	0 8	125 N	Northern Ill.	9 17	
						54 N	FIU	5 9	125 N	Northern Ill.	2 6	
						58 N	Ohio	3 9	147 N	North Dakota St.	6 5	
						58 N	Ohio	5 8	190 A	Seton Hall	13 7	
						59 N	Illinois St.	2 13	210 N	Colgate	4 5	
						79 N	North Florida	5 6	224 N	Florida A&M	7 5	
						90 A	Hofstra	11 5	230 N	Fairfield	0 3	
						90 N	Hofstra	1 3	262 N	Yale	11 3	
						95 N	Ball St.	4 12	270 N	Brown	7 0	
LAST 10 GAMES												
			53 H	Nebraska	2 7	29 A	Ohio St.	2 12				
			53 H	Nebraska	12 15	29 A	Ohio St.	0 8				
			53 H	Nebraska	4 7	90 A	Hofstra	11 5				
			190 A	Seton Hall	13 7	116 A	Indiana	7 5				
			29 A	Ohio St.	1 12	116 A	Indiana	2 23				

Non-Div. I Games:

Rutgers

Non-Div. I Games:

Tie, Loss, Non-Conf, S Site, H Home, A Away, N Neutral Page 197

[illegible]

Non-Div. I Games:

Charleston So.

S
o
u
t
h
e
a
s
t
M
o
.
S
t
.

Southeast Mo. St.

Average RPI Win: 187		WON-LOST RECORD		WINNING PCT. RANK		LAST 10 GAMES		STRENGTH OF SCHEDULE		OPP. STRENGTH OF SCHEDULE		TEAM RPI		ADJ RPI		CONF. RPI		ADJ CONF. RPI	
DIV. I ONLY		10-17-0		.37037 217		4-6-0		132		164		185		.46755 183		29		29	
DIV. I NON-CONF.		8-17-0		.32 224		2-6-0		142		131		201		.45863 198		29		29	
TOTALS		RPI 1-25		RPI 26-50		W-L RECORDS		RPI 51-100		RPI 101-150		RPI 150+							
10-17-0		0-3-0		1-1-0		OVERALL		0-5-0		1-1-0		8-7-0							
1-3-0		0-0-0		0-0-0		HOME		0-0-0		0-0-0		1-3-0							
4-4-0		0-0-0		0-0-0		AWAY		0-2-0		0-0-0		4-2-0							
5-10-0		0-3-0		1-1-0		NEUTRAL		0-3-0		1-1-0		3-2-0							
8-17-0		0-3-0		1-1-0		NON-CONFERENCE		0-5-0		1-1-0		6-7-0							
1-3-0		0-0-0		0-0-0		HOME		0-0-0		0-0-0		1-3-0							
2-4-0		0-0-0		0-0-		AWAY		0-2-0		0-0-0		2-2-0							
5-10-0		0-3-0		1-1-0		NEUTRAL		0-3-0		1-1-0		3-2-0							
2-0-0		0-0-0		0-0-0		CONFERENCE		0-0-0		0-0-0		2-0-0							
0-0-0		0-0-0		0-0-0		HOME		0-0-0		0-0-0		0-0-0							
2-0-0		0-0-0		0-0-0		AWAY		0-0-0		0-0-0		2-0-0							
0-0-0		0-0-0		0-0-0		NEUTRAL		0-0-0		0-0-0		0-0-0							
RPI	S	Opponent		Score		RPI	S	Opponent		Score		RPI	S	Opponent		Score			
18	N	Utah		2	7	39	N	Oklahoma St.		6	3	56	N	South Fla.		0	10		
20	N	James Madison		0	6	49	N	Wisconsin		1	9	66	N	Utah St.		6	8		
20	N	James Madison		0	8							71	A	Syracuse		4	6		
												71	A	Syracuse		1	13		
												90	N	Hofstra		6	14		
														105		N	Nevada	0	8
														119		N	UNLV	7	2
														156		A	LIU Brooklyn	8	1
														156		A	LIU Brooklyn	4	12
														164		A	Maryland	4	5
														164		A	Maryland	9	7
														190		N	Saint Joseph's	4	0
														197		N	Princeton	0	6
														197		N	Princeton	13	8
														210		H	Colgate	4	2
														210		H	Colgate	8	10
														218		H	Marist	4	7
														218		H	Marist	5	6
														234		N	Southern Utah	3	4
														259		A	UMBC	11	5
														259		A	UMBC	10	3
														278		N	Buffalo	9	2
LAST 10 GAMES																			
210	H	Colgate		8	10	259	A	UMBC		11	5								
210	H	Colgate		4	2	218	H	Marist		5	6								
71	A	Syracuse		1	13	218	H	Marist		4	7								
71	A	Syracuse		4	6	197	N	Princeton		13	8								
259	A	UMBC		10	3	156	A	LIU Brooklyn		4	12								

Non-Div. I Games:

Binghamton

C
r
e
i
g
h
t
o
n

Creighton

Average RPI Win:	180	WON-LOST RECORD	WINNING PCT. RANK	LAST 10 GAMES	STRENGTH OF SCHEDULE	OPP. STRENGTH OF SCHEDULE	TEAM RPI	ADJ RPI	CONF. RPI	ADJ CONF. RPI				
DIV. I ONLY		12-20-0	.375	211	2-8-0	125	167	179	.46558	185	11	11		
DIV. I NON-CONF.		9-11-0	.45	162	0-3-0	175	171	172	.47473	180	11	11		
<hr/>														
TOTALS	RPI 1-25	RPI 26-50			W-L RECORDS		RPI 51-100		RPI 101-150		RPI 150+			
12-20-0	0-1-0	0-2-0			OVERALL		4-7-0		0-5-0		8-5-0			
0-6-0	0-0-0	0-0-0			HOME		0-3-0		0-3-0		0-0-0			
5-10-0	0-0-0	0-2-0			AWAY		4-4-0		0-1-0		1-3-0			
7-4-0	0-1-0	0-0-0			NEUTRAL		0-0-0		0-1-0		7-2-0			
9-11-0	0-1-0	0-2-0			NON-CONFERENCE		2-3-0		0-2-0		7-3-0			
0-0-0	0-0-0	0-0-0			HOME		0-0-0		0-0-0		0-0-0			
2-7-0	0-0-0	0-0-			AWAY		2-3-0		0-1-0		0-1-0			
7-4-0	0-1-0	0-0-0			NEUTRAL		0-0-0		0-1-0		7-2-0			
3-9-0	0-0-0	0-0-0			CONFERENCE		2-4-0		0-3-0		1-2-0			
0-6-0	0-0-0	0-0-0			HOME		0-3-0		0-3-0		0-0-0			
3-3-0	0-0-0	0-0-0			AWAY		2-1-0		0-0-0		1-2-0			
0-0-0	0-0-0	0-0-0			NEUTRAL		0-0-0		0-0-0		0-0-0			
RPI	S	Opponent	Score		RPI	S	Opponent	Score		RPI	S	Opponent	Score	
11	N	Tennessee	0	4	44	A	Cal Poly	1	2	54	H	FIU	0	3
					44	A	Cal Poly	0	3	54	H	FIU	1	2
										54	H	FIU	0	3
										62	A	South Ala.	0	1
										82	A	Ga. Southern	11	1
										82	A	Ga. Southern	9	3
										86	A	Belmont	1	6
										96	A	Louisiana Tech	0	4
										96	A	Louisiana Tech	9	8
										96	A	Louisiana Tech	3	1
										97	A	UT Martin	3	5

Non-Div. I Games:

Middle Tenn.

Average RPI Win:	237	WON-LOST	WINNING	LAST 10	STRENGTH OF	OPP. STRENGTH	TEAM	ADJ	CONF.	ADJ CONF.	
Average RPI Loss:	146	RECORD	PCT. RANK	GAMES	SCHEDULE	OF SCHEDULE	RPI	RPI	RPI	RPI	
DIV. I ONLY	19-10-0	.65517	58	7-3-0	285	225	190	.46496	186	26	26
DIV. I NON-CONF.	13-7-0	.65	71	1-0-0	271	254	154	.4887	157	26	26
<hr/>											
TOTALS	RPI 1-25	RPI 26-50		W-L RECORDS		RPI 51-100		RPI 101-150		RPI 150+	
19-10-0	0-1-0	0-1-0		OVERALL		0-1-0		1-2-0		18-5-0	
5-2-0	0-0-0	0-0-0		HOME		0-0-0		0-0-0		5-2-0	
4-5-0	0-1-0	0-1-0		AWAY		0-0-0		0-1-0		4-2-0	
10-3-0	0-0-0	0-0-0		NEUTRAL		0-1-0		1-1-0		9-1-0	
13-7-0	0-1-0	0-1-0		NON-CONFERENCE		0-1-0		1-2-0		12-2-0	
1-0-0	0-0-0	0-0-0		HOME		0-0-0		0-0-0		1-0-0	
2-4-0	0-1-0	0-0-		AWAY		0-0-0		0-1-0		2-1-0	
10-3-0	0-0-0	0-0-0		NEUTRAL		0-1-0		1-1-0		9-1-0	
6-3-0	0-0-0	0-0-0		CONFERENCE		0-0-0		0-0-0		6-3-0	
4-2-0	0-0-0	0-0-0		HOME		0-0-0		0-0-0		4-2-0	
2-1-0	0-0-0	0-0-0		AWAY		0-0-0		0-0-0		2-1-0	
0-0-0	0-0-0	0-0-0		NEUTRAL		0-0-0		0-0-0		0-0-0	
RPI S	Opponent	Score	RPI S	Opponent	Score	RPI S	Opponent	Score	RPI S	Opponent	Score
12 A	Alabama	0 1	38 A	Lipscomb	0 7	86 N	Belmont	0 1	122 N	Eastern Ill.	5 12
									122 N	Eastern Ill.	3 2
									149 A	Loyola Chicago	3 4
									172 A	Iowa	0 3
									182 N	Southeast Mo. St.	8 6
									184 N	Creighton	4 12
									195 N	South Dakota	5 4
									200 H	Youngstown St.	4 1
									200 H	Youngstown St.	1 6
									200 H	Youngstown St.	6 5
									206 H	IUPUI	7 3
									221 A	Northern Ky.	9 12
									221 A	Northern Ky.	13 5
									221 A	Northern Ky.	7 4
									245 N	South Dakota St.	3 1
									253 N	Alabama St.	5 2
									259 N	UMBC	5 4
									266 N	Stony Brook	4 1
									266 N	Stony Brook	10 9
									267 N	Tennessee St.	4 2
									275 H	Green Bay	3 4
									275 H	Green Bay	4 0
									275 H	Green Bay	13 2
									280 A	N.C. A&T	3 0
									280 A	N.C. A&T	7 2
									294 N	Howard	11 4
			LAST 10 GAMES								
			275 H	Green Bay	4 0	200 H	Youngstown St.	1 6	275 H	Green Bay	13 2
			275 H	Green Bay	3 4	206 H	IUPUI	7 3	280 A	N.C. A&T	3 0
			275 H	Green Bay	13 2	221 A	Northern Ky.	13 5	280 A	N.C. A&T	7 2
			200 H	Youngstown St.	6 5	221 A	Northern Ky.	9 12	294 N	Howard	11 4
			200 H	Youngstown St.	4 1	221 A	Northern Ky.	7 4			

Non-Div. I Games:

Valparaiso

Northern Colo.

Average RPI Win:		210	WON-LOST RECORD		WINNING PCT. RANK		LAST 10 GAMES		STRENGTH OF SCHEDULE		OPP. STRENGTH OF SCHEDULE		TEAM RPI	ADJ RPI		CONF. RPI	ADJ CONF. RPI			
Average RPI Loss:		117																		
DIV. I ONLY			17-23-0		.425	176	5-5-0		171		210		181	.46415	188	20	20			
DIV. I NON-CONF.			14-18-0		.4375	170	2-0-0		200		224		192	.46286	192	20	20			
TOTALS		RPI 1-25		RPI 26-50		W-L RECORDS		RPI 51-100		RPI 101-150		RPI 150+								
17-23-0		0-3-0		0-0-0		OVERALL		1-9-0		2-5-0		14-6-0								
2-0-0		0-0-0		0-0-0		HOME		0-0-0		0-0-0		2-0-0								
3-13-0		0-2-0		0-0-0		AWAY		0-7-0		1-4-0		2-0-0								
12-10-0		0-1-0		0-0-0		NEUTRAL		1-2-0		1-1-0		10-6-0								
14-18-0		0-3-0		0-0-0		NON-CONFERENCE		1-6-0		1-3-0		12-6-0								
2-0-0		0-0-0		0-0-0		HOME		0-0-0		0-0-0		2-0-0								
0-8-0		0-2-0		0-0-		AWAY		0-4-0		0-2-0		0-0-0								
12-10-0		0-1-0		0-0-0		NEUTRAL		1-2-0		1-1-0		10-6-0								
3-5-0		0-0-0		0-0-0		CONFERENCE		0-3-0		1-2-0		2-0-0								
0-0-0		0-0-0		0-0-0		HOME		0-0-0		0-0-0		0-0-0								
3-5-0		0-0-0		0-0-0		AWAY		0-3-0		1-2-0		2-0-0								
0-0-0		0-0-0		0-0-0		NEUTRAL		0-0-0		0-0-0		0-0-0								
RPI	S	Opponent		Score		RPI	S	Opponent		Score		RPI	S	Opponent		Score				
2	A	Auburn		0	6					57	A	CSUN	0	8	106	N	Michigan St.	5	22	
2	A	Auburn		0	8					73	N	Central Mich.	0	1	110	N	Southern Ill.	5	3	
20	N	James Madison		0	8					83	N	Boise St.	3	6	133	A	Loyola Marymount	1	9	
										85	A	Coastal Caro.	0	8	134	A	Montana	0	2	
										85	A	Coastal Caro.	1	2	134	A	Montana	5	3	
										88	A	Weber St.	7	8	134	A	Montana	2	6	
										88	A	Weber St.	0	2	139	A	UC Davis	0	8	
										88	A	Weber St.	4	8	160	N	UConn	4	0	
										96	A	Louisiana Tech	2	10	177	A	Idaho St.	6	5	
										99	N	Missouri St.	5	4	177	A	Idaho St.	4	0	
															180	N	UMass Lowell	2	10	
															197	N	Princeton	0	6	
															201	N	Samford	4	3	
															219	N	Oakland	2	3	
															221	N	Northern Ky.	3	6	
															221	N	Northern Ky.	8	1	
															222	N	Eastern Mich.	4	1	
															228	N	Quinnipiac	2	3	
															240	N	Saint Mary's (CA)	8	0	
															240	N	Saint Mary's (CA)	2	3	
															242	N	Incarnate Word	2	1	
															245	H	South Dakota St.	4	3	
															245	H	South Dakota St.	6	0	
															260	N	Bryant	9	2	
															262	N	Yale	2	1	
															285	N	Ark.-Pine Bluff	8	0	
															290	N	Hartford	9	0	
LAST 10 GAMES																				
						177	A	Idaho St.	4	0	88	A	Weber St.	0	2	245	H	South Dakota St.	6	0
						177	A	Idaho St.	6	5	88	A	Weber St.	7	8	260	N	Bryant	9	2
						245	H	South Dakota St.	6	0	134	A	Montana	0	2	262	N	Yale	2	1
						245	H	South Dakota St.	4	3	134	A	Montana	2	6	285	N	Ark.-Pine Bluff	8	0
						88	A	Weber St.	4	8	134	A	Montana	5	3	290	N	Hartford	9	0

Non-Div. I Games:

North Dakota

Average RPI Win:	221	WON-LOST RECORD	WINNING PCT. RANK	LAST 10 GAMES	STRENGTH OF SCHEDULE	OPP. STRENGTH OF SCHEDULE	TEAM RPI	ADJ RPI	CONF. RPI	ADJ CONF. RPI		
DIV. I ONLY		16-20-0	.44444	164	4-6-0	206	205	192	.46364	189	17	18
DIV. I NON-CONF.		9-11-0	.45	162	0-1-0	119	258	163	.48398	164	16	16
<hr/>												
TOTALS	RPI 1-25	RPI 26-50		W-L RECORDS		RPI 51-100		RPI 101-150		RPI 150+		
16-20-0	0-2-0	0-2-0		OVERALL		2-7-0		1-4-0		13-5-0		
6-5-0	0-0-0	0-0-0		HOME		0-0-0		0-2-0		6-3-0		
4-10-0	0-2-0	0-0-0		AWAY		0-6-0		1-2-0		3-0-0		
6-5-0	0-0-0	0-2-0		NEUTRAL		2-1-0		0-0-0		4-2-0		
9-11-0	0-2-0	0-2-0		NON-CONFERENCE		2-4-0		0-2-0		7-1-0		
3-2-0	0-0-0	0-0-0		HOME		0-0-0		0-2-0		3-0-0		
0-5-0	0-2-0	0-0-		AWAY		0-3-0		0-0-0		0-0-0		
6-4-0	0-0-0	0-2-0		NEUTRAL		2-1-0		0-0-0		4-1-0		
7-9-0	0-0-0	0-0-0		CONFERENCE		0-3-0		1-2-0		6-4-0		
3-3-0	0-0-0	0-0-0		HOME		0-0-0		0-0-0		3-3-0		
4-5-0	0-0-0	0-0-0		AWAY		0-3-0		1-2-0		3-0-0		
0-1-0	0-0-0	0-0-0		NEUTRAL		0-0-0		0-0-0		0-1-0		
RPI S	Opponent	Score	RPI S	Opponent	Score	RPI S	Opponent	Score	RPI S	Opponent	Score	
4 A	Texas A&M	0 2	41 N	SIUE	5 11	63 A	McNeese	0 7	120 A	Lamar University	1 0	
9 A	Baylor	1 4	49 N	Wisconsin	3 14	63 A	McNeese	0 8	120 A	Lamar University	0 2	
						63 A	McNeese	0 10	120 A	Lamar University	2 4	
						84 N	UNI	2 6	138 H	UTSA	6 14	
						84 N	UNI	2 1	138 H	UTSA	1 4	
						92 A	La.-Monroe	0 12	159 H	SFA	1 3	
						92 N	La.-Monroe	6 3	159 H	SFA	1 0	
						93 A	Houston	5 6	159 H	SFA	2 5	
						96 A	Louisiana Tech	1 7	166 N	Northwestern St.	0 2	
									197 N	Princeton	5 9	
									198 H	Central Ark.	13 0	
									198 H	Central Ark.	3 5	
									198 H	Central Ark.	4 0	
									242 A	Incarnate Word	10 0	
									242 A	Incarnate Word	4 2	
									242 A	Incarnate Word	3 0	
									263 H	Prairie View	9 0	
									263 H	Prairie View	11 0	
									263 N	Prairie View	7 5	
									284 H	Texas Southern	5 1	
									295 N	Grambling	9 1	
									295 N	Grambling	10 0	
									295 N	Grambling	15 0	
<hr/>												
LAST 10 GAMES												
120 A Lamar University		0 2	159 H SFA		2 5	295 N Grambling		15 0				
120 A Lamar University		1 0	198 H Central Ark.		3 5							
120 A Lamar University		2 4	198 H Central Ark.		13 0							
159 H SFA		1 3	198 H Central Ark.		4 0							
159 H SFA		1 0	9 A Baylor		1 4							

Non-Div. I Games:

Sam Houston St.

Average RPI Win: 204		WON-LOST	WINNING	LAST 10	STRENGTH OF		OPP. STRENGTH	TEAM	ADJ	CONF.	ADJ CONF.
Average RPI Loss: 118		RECORD	PCT. RANK	GAMES	SCHEDULE		OF SCHEDULE	RPI	RPI	RPI	RPI
DIV. I ONLY		12-20-0	.375	211	5-5-0		128	196	188	.46296	190
DIV. I NON-CONF.		6-17-0	.26087	244	0-3-0		136	185	227	.43816	226
TOTALS		RPI 1-25	RPI 26-50		W-L RECORDS		RPI 51-100		RPI 101-150		RPI 150+
12-20-0		0-1-0	0-4-0		OVERALL		2-5-0		0-3-0		10-7-0
5-1-0		0-0-0	0-0-0		HOME		0-0-0		0-0-0		5-1-0
2-6-0		0-0-0	0-0-0		AWAY		2-3-0		0-2-0		0-1-0
5-13-0		0-1-0	0-4-0		NEUTRAL		0-2-0		0-1-0		5-5-0
6-17-0		0-1-0	0-4-0		NON-CONFERENCE		1-3-0		0-3-0		5-6-0
0-0-0		0-0-0	0-0-0		HOME		0-0-0		0-0-0		0-0-0
1-4-0		0-0-0	0-0-		AWAY		1-1-0		0-2-0		0-1-0
5-13-0		0-1-0	0-4-0		NEUTRAL		0-2-0		0-1-0		5-5-0
6-3-0		0-0-0	0-0-0		CONFERENCE		1-2-0		0-0-0		5-1-0
5-1-0		0-0-0	0-0-0		HOME		0-0-0		0-0-0		5-1-0
1-2-0		0-0-0	0-0-0		AWAY		1-2-0		0-0-0		0-0-0
0-0-0		0-0-0	0-0-0		NEUTRAL		0-0-0		0-0-0		0-0-0
RPI S	Opponent	Score	RPI S	Opponent	Score	RPI S	Opponent	Score	RPI S	Opponent	Score
20 N	James Madison	0 8	39 N	Oklahoma St.	0 5	51 A	Fordham	0 7	121 A	Lehigh	1 3
			41 N	SIUE	2 11	51 A	Fordham	2 0	121 A	Lehigh	1 2
			48 N	USC Upstate	2 3	51 A	Fordham	3 4	143 N	Purdue	2 3
			49 N	Wisconsin	2 3	56 A	South Fla.	9 11	156 N	LIU Brooklyn	3 0
						79 N	North Florida	0 2	169 N	Iona	2 3
						90 N	Hofstra	5 6	169 N	Iona	4 5
						100 A	Elon	3 1	183 N	Binghamton	0 4
									209 H	Saint Louis	5 1
									209 H	Saint Louis	3 8
									209 H	Saint Louis	9 0
									214 A	Monmouth	0 5
									230 N	Fairfield	12 6
									238 N	Bethune-Cookman	8 15
									244 H	Rhode Island	4 3
									244 H	Rhode Island	11 0
									244 H	Rhode Island	4 1
									247 N	Wagner	3 2
									247 N	Wagner	8 2
									262 N	Yale	1 0
									269 N	Fort Wayne	1 3
			LAST 10 GAMES								
			244 H	Rhode Island	11 0	51 A	Fordham	3 4			
			244 H	Rhode Island	4 3	51 A	Fordham	0 7			
			244 H	Rhode Island	4 1	51 A	Fordham	2 0			
			121 A	Lehigh	1 3	214 A	Monmouth	0 5			
			121 A	Lehigh	1 2	209 H	Saint Louis	5 1			

Non-Div. I Games:

Saint Joseph's

Average RPI Win:	201	WON-LOST	WINNING	LAST 10		STRENGTH OF	OPP. STRENGTH	TEAM	ADJ	CONF.	ADJ CONF.	
Average RPI Loss:	143	RECORD	PCT. RANK	GAMES		SCHEDULE	OF SCHEDULE	RPI	RPI	RPI	RPI	
DIV. I ONLY		18-15-1	.54412	108	5-5-0	263	199	193	.46296	190	19	19
DIV. I NON-CONF.		13-11-1	.54	118	0-2-0	285	211	217	.44858	212	19	19
<hr/>												
TOTALS	RPI 1-25		RPI 26-50		W-L RECORDS		RPI 51-100		RPI 101-150		RPI 150+	
18-15-1	0-0-0		0-0-0		OVERALL		0-2-0		6-6-0		12-7-1	
7-4-0	0-0-0		0-0-0		HOME		0-0-0		0-0-0		7-4-0	
4-3-1	0-0-0		0-0-0		AWAY		0-1-0		4-2-0		0-0-0	
7-8-0	0-0-0		0-0-0		NEUTRAL		0-1-0		2-4-0		5-3-0	
13-11-1	0-0-0		0-0-0		NON-CONFERENCE		0-2-0		4-5-0		9-4-1	
4-1-0	0-0-0		0-0-0		HOME		0-0-0		0-0-0		4-1-0	
2-2-1	0-0-0		0-0-		AWAY		0-1-0		2-1-0		0-0-1	
7-8-0	0-0-0		0-0-0		NEUTRAL		0-1-0		2-4-0		5-3-0	
5-4-0	0-0-0		0-0-0		CONFERENCE		0-0-0		2-1-0		3-3-0	
3-3-0	0-0-0		0-0-0		HOME		0-0-0		0-0-0		3-3-0	
2-1-0	0-0-0		0-0-0		AWAY		0-0-0		2-1-0		0-0-0	
0-0-0	0-0-0		0-0-0		NEUTRAL		0-0-0		0-0-0		0-0-0	
RPI	S	Opponent	Score	RPI	S	Opponent	Score	RPI	S	Opponent	Score	
								51	A	Fordham	0	5
								89	N	San Jose St.	5	6
										123	N	East Carolina
											14	15
										123	N	East Carolina
											0	8
										127	A	DePaul
											0	4
										127	A	DePaul
											7	6
										127	A	DePaul
											10	5
										139	A	UC Davis
											5	3
										142	A	Pacific
											8	4
										142	A	Pacific
											0	3
										146	N	Virginia
											1	8
										146	N	Virginia
											4	2
										150	N	Virginia Tech
											0	13
										150	N	Virginia Tech
											6	5
										151	A	Sacramento St.
											2	2
										162	N	Massachusetts
											0	1
										163	N	Iowa St.
											5	6
										163	N	Iowa St.
											0	2
										165	H	Villanova
											8	6
										165	H	Villanova
											2	8
										165	H	Villanova
											7	8
										168	N	Bucknell
											18	8
										169	H	Iona
											5	3
						LAST 10 GAMES				179	H	Rutgers
											7	13
						194 H Georgetown	1 0			194 H Georgetown	1	6
						194 H Georgetown	1 6			194 H Georgetown	1	0
						194 H Georgetown	10 2			194 H Georgetown	10	2
						179 H Rutgers	7 13			223 N Hampton	12	1
						127 A DePaul	7 6			248 N Portland St.	8	5
						127 A DePaul	0 4					
						51 A Fordham	0 5					
						165 H Villanova	7 8					
						165 H Villanova	8 6					

Non-Div. I Games:

Seton Hall

RPI	S	Opponent	Score	
270	H	Brown	8	0
274	N	Holy Cross	13	4
290	H	Hartford	8	0
292	H	Saint Peter's	11	2
293	N	Coppin St.	10	1

Seton Hall

S
e
t
o
n
H
a
l
l

S
e
t
o
n
H
a
l
l

Average RPI Win:		199	WON-LOST RECORD		WINNING PCT. RANK	LAST 10 GAMES	STRENGTH OF SCHEDULE		OPP. STRENGTH OF SCHEDULE	TEAM RPI	ADJ RPI	CONF. RPI	ADJ CONF. RPI						
Average RPI Loss:		115																	
DIV. I ONLY			13-22-0	.37143	216	5-5-0	151		166	194	.46282	192	14	14					
DIV. I NON-CONF.			7-18-0	.28	238	0-1-0	163		142	231	.44027	224	14	14					
TOTALS		RPI 1-25		RPI 26-50		W-L RECORDS		RPI 51-100		RPI 101-150		RPI 150+							
13-22-0		0-1-0		0-3-0		OVERALL		1-7-0		1-3-0		11-8-0							
3-3-0		0-0-0		0-0-0		HOME		0-2-0		0-0-0		3-1-0							
4-7-0		0-0-0		0-2-0		AWAY		1-3-0		0-0-0		3-2-0							
6-12-0		0-1-0		0-1-0		NEUTRAL		0-2-0		1-3-0		5-5-0							
7-18-0		0-1-0		0-3-0		NON-CONFERENCE		0-4-0		1-3-0		6-7-0							
0-0-0		0-0-0		0-0-0		HOME		0-0-0		0-0-0		0-0-0							
1-6-0		0-0-0		0-0-		AWAY		0-2-0		0-0-0		1-2-0							
6-12-0		0-1-0		0-1-0		NEUTRAL		0-2-0		1-3-0		5-5-0							
6-4-0		0-0-0		0-0-0		CONFERENCE		1-3-0		0-0-0		5-1-0							
3-3-0		0-0-0		0-0-0		HOME		0-2-0		0-0-0		3-1-0							
3-1-0		0-0-0		0-0-0		AWAY		1-1-0		0-0-0		2-0-0							
0-0-0		0-0-0		0-0-0		NEUTRAL		0-0-0		0-0-0		0-0-0							
RPI	S	Opponent		Score		RPI	S	Opponent		Score		RPI	S	Opponent		Score			
11	N	Tennessee		0	10	38	A	Lipscomb		2	7	62	A	South Ala.		0	2		
						39	A	Oklahoma St.		2	3	82	A	Ga. Southern		7	8		
						43	N	Kennesaw St.		0	3	84	N	UNI		1	5		
												84	N	UNI		3	6		
												86	A	Belmont		5	4		
												86	A	Belmont		0	1		
												97	H	UT Martin		2	10		
												97	H	UT Martin		5	6		
														106		N	Michigan St.	10	8
														111		N	UNCG	3	6
														113		N	Abilene Christian	5	10
														113		N	Abilene Christian	4	5
														154		N	Radford	5	6
														159		N	SFA	1	10
														159		N	SFA	3	2
														171		H	Austin Peay	0	1
														171		H	Austin Peay	6	5
														182		H	Southeast Mo. St.	3	2
														182		H	Southeast Mo. St.	3	2
														185		N	Middle Tenn.	2	8
														185		N	Middle Tenn.	3	5
														205		A	ETSU	2	3
														205		A	ETSU	3	7
														205		N	ETSU	4	1
														205		N	ETSU	8	6
														206		N	IUPUI	3	5
														251		A	Chattanooga	7	6
														255		N	A&M-Corpus Christi	4	3
														255		N	A&M-Corpus Christi	2	0
														267		A	Tennessee St.	7	4
														267		A	Tennessee St.	9	0
				LAST 10 GAMES															
				86	A	Belmont	0	1	171	H	Austin Peay	0	1	267	A	Tennessee St.			
				86	A	Belmont	5	4	38	A	Lipscomb	2	7						
				267	A	Tennessee St.	9	0	97	H	UT Martin	5	6						
				267	A	Tennessee St.	7	4	97	H	UT Martin	2	10						
				171	H	Austin Peay	6	5	182	H	Southeast Mo. St.	3	2						

Non-Div. I Games:

Tennessee Tech

RPI	S	Opponent	Score	
273	H	St. Bonaventure	11	3
273	H	St. Bonaventure	9	4

Dayton

D
a
y
t
o
n

D
a
y
t
o
n

Average RPI Win:		216	WON-LOST	WINNING	LAST 10	STRENGTH OF		OPP. STRENGTH	TEAM	ADJ	CONF.	ADJ CONF.
Average RPI Loss:		119	RECORD	PCT. RANK	GAMES	SCHEDULE		OF SCHEDULE	RPI	RPI	RPI	RPI
DIV. I ONLY		11-23-0		.32353	240	4-6-0		96	220	197	.46246	194
DIV. I NON-CONF.		7-18-0		.28	238	0-1-0		36	217	186	.47186	183
TOTALS		RPI 1-25		RPI 26-50		W-L RECORDS		RPI 51-100		RPI 101-150		RPI 150+
11-23-0		0-2-0		0-1-0		OVERALL		1-7-0		0-4-0		10-9-0
3-3-0		0-0-0		0-0-0		HOME		0-0-0		0-0-0		3-3-0
2-12-0		0-2-0		0-1-0		AWAY		1-5-0		0-1-0		1-3-0
6-8-0		0-0-0		0-0-0		NEUTRAL		0-2-0		0-3-0		6-3-0
7-18-0		0-2-0		0-1-0		NON-CONFERENCE		1-7-0		0-4-0		6-4-0
0-0-0		0-0-0		0-0-0		HOME		0-0-0		0-0-0		0-0-0
1-10-0		0-2-0		0-0-		AWAY		1-5-0		0-1-0		0-1-0
6-8-0		0-0-0		0-0-0		NEUTRAL		0-2-0		0-3-0		6-3-0
4-5-0		0-0-0		0-0-0		CONFERENCE		0-0-0		0-0-0		4-5-0
3-3-0		0-0-0		0-0-0		HOME		0-0-0		0-0-0		3-3-0
1-2-0		0-0-0		0-0-0		AWAY		0-0-0		0-0-0		1-2-0
0-0-0		0-0-0		0-0-0		NEUTRAL		0-0-0		0-0-0		0-0-0
RPI S	Opponent	Score	RPI S	Opponent	Score	RPI S	Opponent	Score	RPI S	Opponent	Score	
4 A	Texas A&M	0 8	48 A	USC Upstate	0 9	54 A	FIU	0 2	137 A	Furman	6 11	
4 A	Texas A&M	1 7				54 A	FIU	0 4	138 N	UTSA	6 7	
						54 A	FIU	2 10	144 N	Army West Point	1 2	
						72 N	Memphis	1 2	149 N	Loyola Chicago	5 6	
						72 N	Memphis	7 9	153 A	Towson	4 12	
						74 A	UNCW	5 1	153 N	Towson	1 2	
						74 A	UNCW	1 4	180 N	UMass Lowell	2 14	
						93 A	Houston	0 10	184 H	Creighton	5 2	
									184 H	Creighton	6 11	
									184 H	Creighton	2 3	
									190 A	Seton Hall	6 1	
									190 A	Seton Hall	0 1	
									190 A	Seton Hall	2 10	
									207 H	Providence	6 9	
									207 H	Providence	13 5	
									207 H	Providence	6 4	
									210 N	Colgate	3 9	
									211 N	Manhattan	5 4	
									222 N	Eastern Mich.	9 8	
									263 N	Prairie View	7 6	
									270 N	Brown	5 3	
									273 N	St. Bonaventure	13 8	
									273 N	St. Bonaventure	10 7	
LAST 10 GAMES												
	190 A Seton Hall	0 1		207 H Providence	6 9							
	190 A Seton Hall	6 1		207 H Providence	6 4							
	190 A Seton Hall	2 10		184 H Creighton	2 3							
	153 A Towson	4 12		184 H Creighton	5 2							
	207 H Providence	13 5		184 H Creighton	6 11							

Non-Div. I Games:

Georgetown

S
o
u
t
h
D
a
k
o
t
a

South Dakota

Average RPI Win: 239		WON-LOST	WINNING	LAST 10	STRENGTH OF		OPP. STRENGTH	TEAM	ADJ		CONF.	ADJ CONF.			
Average RPI Loss: 94		RECORD	PCT. RANK	GAMES	SCHEDULE		OF SCHEDULE	RPI	RPI		RPI	RPI			
DIV. I ONLY		12-24-0	.33333	239	0-10-0		94	221	191	.45918	196	7	7		
DIV. I NON-CONF.		12-12-0	.5	127	0-2-0		217	281	188	.46428	190	9	9		
TOTALS		RPI 1-25	RPI 26-50		W-L RECORDS		RPI 51-100		RPI 101-150		RPI 150+				
12-24-0		0-0-0	0-5-0		OVERALL		0-13-0		2-3-0		10-3-0				
1-6-0		0-0-0	0-2-0		HOME		0-3-0		1-1-0		0-0-0				
4-13-0		0-0-0	0-2-0		AWAY		0-5-0		1-2-0		3-1-0				
7-5-0		0-0-0	0-0-0		NEUTRAL		0-3-0		0-0-0		7-2-0				
12-12-0		0-0-0	0-2-0		NON-CONFERENCE		0-4-0		2-3-0		10-3-0				
1-3-0		0-0-0	0-2-0		HOME		0-0-0		1-1-0		0-0-0				
4-4-0		0-0-0	0-0-		AWAY		0-1-0		1-2-0		3-1-0				
7-5-0		0-0-0	0-0-0		NEUTRAL		0-3-0		0-0-0		7-2-0				
0-12-0		0-0-0	0-3-0		CONFERENCE		0-9-0		0-0-0		0-0-0				
0-3-0		0-0-0	0-0-0		HOME		0-3-0		0-0-0		0-0-0				
0-9-0		0-0-0	0-3-0		AWAY		0-6-0		0-0-0		0-0-0				
0-0-0		0-0-0	0-0-0		NEUTRAL		0-0-0		0-0-0		0-0-0				
RPI	S	Opponent	Score	RPI	S	Opponent	Score	RPI	S	Opponent	Score	RPI	S	Opponent	Score
				28	A	Texas St.	1 9	61	A	Georgia St.	4 9	111	H	UNCG	2 1
				28	A	Texas St.	0 11	61	A	Georgia St.	2 12	111	H	UNCG	9 11
				28	A	Texas St.	1 4	61	A	Georgia St.	3 5	117	A	Campbell	5 2
				48	H	USC Upstate	2 4	62	H	South Ala.	3 5	136	A	Jacksonville	3 5
				48	H	USC Upstate	1 12	62	H	South Ala.	3 5	136	A	Jacksonville	0 4
								62	H	South Ala.	0 4	216	A	Presbyterian	4 1
								70	N	North Texas	3 7	216	A	Presbyterian	3 4
								70	N	North Texas	0 1	239	N	George Mason	2 1
								74	A	UNCW	2 14	259	N	UMBC	5 3
								76	N	Col. of Charleston	1 12	259	N	UMBC	9 2
								92	A	La.-Monroe	1 5	259	N	UMBC	10 3
								92	A	La.-Monroe	0 2	259	N	UMBC	0 1
								92	A	La.-Monroe	1 2	271	N	Norfolk St.	1 3
												271	N	Norfolk St.	10 0
												280	A	N.C. A&T	3 2
												280	A	N.C. A&T	11 3
												286	N	Rider	7 1
												294	N	Howard	11 0
LAST 10 GAMES															
				92	A	La.-Monroe	1 5	62	H	South Ala.	3 5				
				92	A	La.-Monroe	0 2	48	H	USC Upstate	1 12				
				92	A	La.-Monroe	1 2	48	H	USC Upstate	2 4				
				62	H	South Ala.	3 5	61	A	Georgia St.	4 9				
				62	H	South Ala.	0 4	61	A	Georgia St.	2 12				

Non-Div. I Games:

Appalachian St.

Average RPI Win:	216	WON-LOST RECORD	WINNING PCT. RANK	LAST 10 GAMES	STRENGTH OF SCHEDULE	OPP. STRENGTH OF SCHEDULE	TEAM RPI	ADJ RPI	CONF. RPI	ADJ CONF. RPI			
DIV. I ONLY		13-13-0	.5	136	7-3-0	242	227	198	.45837	197	28	28	
DIV. I NON-CONF.		7-11-0	.38889	197	1-1-0	201	207	205	.45478	202	28	28	
<hr/>													
TOTALS	RPI 1-25	RPI 26-50		W-L RECORDS		RPI 51-100		RPI 101-150		RPI 150+			
13-13-0	0-0-0	0-1-0		OVERALL		0-4-0		0-4-0		13-4-0			
4-0-0	0-0-0	0-0-0		HOME		0-0-0		0-0-0		4-0-0			
5-10-0	0-0-0	0-0-0		AWAY		0-3-0		0-4-0		5-3-0			
4-3-0	0-0-0	0-1-0		NEUTRAL		0-1-0		0-0-0		4-1-0			
<hr/>													
7-11-0	0-0-0	0-1-0		NON-CONFERENCE		0-4-0		0-4-0		7-2-0			
0-0-0	0-0-0	0-0-0		HOME		0-0-0		0-0-0		0-0-0			
3-8-0	0-0-0	0-0-		AWAY		0-3-0		0-4-0		3-1-0			
4-3-0	0-0-0	0-1-0		NEUTRAL		0-1-0		0-0-0		4-1-0			
<hr/>													
6-2-0	0-0-0	0-0-0		CONFERENCE		0-0-0		0-0-0		6-2-0			
4-0-0	0-0-0	0-0-0		HOME		0-0-0		0-0-0		4-0-0			
2-2-0	0-0-0	0-0-0		AWAY		0-0-0		0-0-0		2-2-0			
0-0-0	0-0-0	0-0-0		NEUTRAL		0-0-0		0-0-0		0-0-0			
<hr/>													
RPI	S	Opponent	Score	RPI	S	Opponent	Score	RPI	S	Opponent	Score		
				49	N	Wisconsin	2 16	89	A	San Jose St.	1 4		
								89	A	San Jose St.	4 9		
								92	N	La.-Monroe	1 12		
								93	A	Houston	1 14		
										139	A	UC Davis	1 2
										139	A	UC Davis	1 10
										142	A	Pacific	2 3
										142	A	Pacific	2 5
										156	A	LIU Brooklyn	4 1
										156	A	LIU Brooklyn	12 10
										183	N	Binghamton	6 0
										183	N	Binghamton	8 13
										188	N	North Dakota	6 0
										189	N	Sam Houston St.	9 5
										199	A	Harvard	10 2
										199	A	Harvard	6 2
										233	A	Dartmouth	5 6
										233	A	Dartmouth	0 6
										240	A	Saint Mary's (CA)	3 0
										240	A	Saint Mary's (CA)	2 3
										240	N	Saint Mary's (CA)	5 1
										262	H	Yale	9 1
										262	H	Yale	2 0
										270	H	Brown	10 0
										270	H	Brown	4 3
<hr/>													
LAST 10 GAMES													
				233	A	Dartmouth	0 6	262	H	Yale	2 0		
				233	A	Dartmouth	5 6	270	H	Brown	4 3		
				199	A	Harvard	10 2	270	H	Brown	10 0		
				199	A	Harvard	6 2	183	N	Binghamton	8 13		
				262	H	Yale	9 1	156	A	LIU Brooklyn	4 1		

Non-Div. I Games:

Princeton

Average RPI Win:		195	WON-LOST RECORD		WINNING PCT. RANK		LAST 10 GAMES		STRENGTH OF SCHEDULE		OPP. STRENGTH OF SCHEDULE		TEAM RPI		ADJ RPI		CONF. RPI		ADJ CONF. RPI	
DIV. I ONLY			14-27-0		.34146 237		4-6-0		131		131		196		.45759 198		17		18	
DIV. I NON-CONF.			8-17-0		.32 224		0-2-0		79		93		180		.47067 184		16		16	
TOTALS		RPI 1-25		RPI 26-50		W-L RECORDS		RPI 51-100		RPI 101-150		RPI 150+								
14-27-0		0-2-0		0-6-0		OVERALL		2-9-0		1-2-0		11-8-0								
9-9-0		0-0-0		0-1-0		HOME		1-2-0		1-2-0		7-4-0								
2-13-0		0-2-0		0-3-0		AWAY		0-6-0		0-0-0		2-2-0								
3-5-0		0-0-0		0-2-0		NEUTRAL		1-1-0		0-0-0		2-2-0								
8-17-0		0-2-0		0-6-0		NON-CONFERENCE		2-6-0		0-0-0		6-3-0								
4-4-0		0-0-0		0-1-0		HOME		1-2-0		0-0-0		3-1-0								
1-8-0		0-2-0		0-0-		AWAY		0-3-0		0-0-0		1-0-0								
3-5-0		0-0-0		0-2-0		NEUTRAL		1-1-0		0-0-0		2-2-0								
6-10-0		0-0-0		0-0-0		CONFERENCE		0-3-0		1-2-0		5-5-0								
5-5-0		0-0-0		0-0-0		HOME		0-0-0		1-2-0		4-3-0								
1-5-0		0-0-0		0-0-0		AWAY		0-3-0		0-0-0		1-2-0								
0-0-0		0-0-0		0-0-0		NEUTRAL		0-0-0		0-0-0		0-0-0								
RPI	S	Opponent		Score		RPI	S	Opponent		Score		RPI	S	Opponent		Score				
10	A	LSU		0	2	33	A	Mississippi St.		1	2	62	A	South Ala.		0	2			
10	A	LSU		2	9	33	A	Mississippi St.		0	8	62	A	South Ala.		3	9			
						33	H	Mississippi St.		1	3	63	A	McNeese		3	7			
						36	A	Ole Miss		0	1	63	A	McNeese		0	8			
						47	N	Jacksonville St.		2	7	63	A	McNeese		2	6			
						47	N	Jacksonville St.		0	7	72	A	Memphis		2	8			
												82	N	Ga. Southern		6	1			
												82	N	Ga. Southern		2	5			
												92	H	La.-Monroe		10	6			
												92	H	La.-Monroe		0	1			
												99	H	Missouri St.		2	6			
														Massachusetts		11	1			
														Massachusetts		2	1			
														Sam Houston St.		0	13			
														Sam Houston St.		5	3			
														Sam Houston St.		0	4			
														Samford		2	3			
														Western Ill.		3	6			
														Houston Baptist		5	6			
														Incarnate Word		6	1			
														Incarnate Word		4	5			
														Incarnate Word		5	0			
														Alabama St.		5	7			
														Mississippi Val.		9	3			
														Ark.-Pine Bluff		10	0			
														Ark.-Pine Bluff		10	2			
														Jackson St.		13	5			
				LAST 10 GAMES																
				159	H	SFA	2	5	114	H	Nicholls St.	6	1							
				159	H	SFA	4	3	114	H	Nicholls St.	1	3							
				159	H	SFA	11	2	72	A	Memphis	2	8							
				36	A	Ole Miss	0	1	189	A	Sam Houston St.	5	3							
				114	H	Nicholls St.	1	3	189	A	Sam Houston St.	0	13							

Non-Div. I Games: Lyon 13 4

Central Ark.

Average RPI Win:	184	WON-LOST	WINNING	LAST 10	STRENGTH OF	OPP. STRENGTH	TEAM	ADJ	CONF.	ADJ CONF.		
Average RPI Loss:	165	RECORD	PCT. RANK	GAMES	SCHEDULE	OF SCHEDULE	RPI	RPI	RPI	RPI		
DIV. I ONLY		11-14-0	.44	169	4-6-0	214	231	201	.45747	199	28	28
DIV. I NON-CONF.		8-9-0	.47059	149	1-1-0	185	184	170	.48169	167	28	28
<hr/>												
TOTALS	RPI 1-25	RPI 26-50		W-L RECORDS		RPI 51-100		RPI 101-150		RPI 150+		
11-14-0	0-0-0	0-0-0		OVERALL		3-3-0		1-2-0		7-9-0		
2-2-0	0-0-0	0-0-0		HOME		0-0-0		0-0-0		2-2-0		
3-5-0	0-0-0	0-0-0		AWAY		2-2-0		0-0-0		1-3-0		
6-7-0	0-0-0	0-0-0		NEUTRAL		1-1-0		1-2-0		4-4-0		
8-9-0	0-0-0	0-0-0		NON-CONFERENCE		3-3-0		1-2-0		4-4-0		
0-0-0	0-0-0	0-0-0		HOME		0-0-0		0-0-0		0-0-0		
2-2-0	0-0-0	0-0-		AWAY		2-2-0		0-0-0		0-0-0		
6-7-0	0-0-0	0-0-0		NEUTRAL		1-1-0		1-2-0		4-4-0		
3-5-0	0-0-0	0-0-0		CONFERENCE		0-0-0		0-0-0		3-5-0		
2-2-0	0-0-0	0-0-0		HOME		0-0-0		0-0-0		2-2-0		
1-3-0	0-0-0	0-0-0		AWAY		0-0-0		0-0-0		1-3-0		
0-0-0	0-0-0	0-0-0		NEUTRAL		0-0-0		0-0-0		0-0-0		
RPI	S	Opponent	Score	RPI	S	Opponent	Score	RPI	S	Opponent	Score	
						60 N San Diego St.	5 4	143 N Purdue		7 3		
						60 N San Diego St.	1 6	143 N Purdue		3 8		
						67 A Hawaii	2 10	149 N Loyola Chicago		1 3		
						67 A Hawaii	0 7	160 N UConn		4 5		
						68 A Cal St. Fullerton	2 1	160 N UConn		3 4		
						78 A Long Beach St.	2 1	161 N Longwood		3 2		
								197 H Princeton		2 6		
								197 H Princeton		2 10		
								204 A Penn		4 5		
								204 A Penn		2 1		
								211 N Manhattan		0 1		
								218 N Marist		2 3		
								235 A Columbia		5 6		
								235 A Columbia		1 3		
								237 N Albany (NY)		8 4		
								254 N Detroit Mercy		15 1		
								266 N Stony Brook		8 0		
								276 H Cornell		9 5		
								276 H Cornell		8 3		
<hr/>												
LAST 10 GAMES												
						276 H Cornell	8 3	235 A Columbia		5 6		
						276 H Cornell	9 5	204 A Penn		4 5		
						197 H Princeton	2 10	204 A Penn		2 1		
						197 H Princeton	2 6	160 N UConn		4 5		
						235 A Columbia	1 3	143 N Purdue		7 3		

Non-Div. I Games:

Harvard

Average RPI Win:	226	WON-LOST RECORD	WINNING PCT. RANK	LAST 10 GAMES	STRENGTH OF SCHEDULE	OPP. STRENGTH OF SCHEDULE	TEAM RPI	ADJ RPI	CONF. RPI	ADJ CONF. RPI				
DIV. I ONLY		16-22-0	.42105	177	5-5-0	172	265	200	.45633	200	26	26		
DIV. I NON-CONF.		12-17-0	.41379	184	4-0-0	236	250	221	.44315	222	26	26		
<hr/>														
TOTALS	RPI 1-25	RPI 26-50		W-L RECORDS		RPI 51-100		RPI 101-150		RPI 150+				
16-22-0	0-1-0	1-0-0		OVERALL		0-3-0		0-4-0		15-14-0				
8-4-0	0-0-0	0-0-0		HOME		0-0-0		0-0-0		8-4-0				
5-10-0	0-0-0	1-0-0		AWAY		0-3-0		0-4-0		4-3-0				
3-8-0	0-1-0	0-0-0		NEUTRAL		0-0-0		0-0-0		3-7-0				
12-17-0	0-1-0	1-0-0		NON-CONFERENCE		0-3-0		0-4-0		11-9-0				
5-1-0	0-0-0	0-0-0		HOME		0-0-0		0-0-0		5-1-0				
4-8-0	0-0-0	1-0-		AWAY		0-3-0		0-4-0		3-1-0				
3-8-0	0-1-0	0-0-0		NEUTRAL		0-0-0		0-0-0		3-7-0				
4-5-0	0-0-0	0-0-0		CONFERENCE		0-0-0		0-0-0		4-5-0				
3-3-0	0-0-0	0-0-0		HOME		0-0-0		0-0-0		3-3-0				
1-2-0	0-0-0	0-0-0		AWAY		0-0-0		0-0-0		1-2-0				
0-0-0	0-0-0	0-0-0		NEUTRAL		0-0-0		0-0-0		0-0-0				
RPI	S	Opponent	Score	RPI	S	Opponent	Score	RPI	S	Opponent	Score			
12	N	Alabama	0 7	48	A	USC Upstate	2 1	74	A	UNCW	0 7			
								85	A	Coastal Caro.	1 5			
								85	A	Coastal Caro.	1 9			
										123	A East Carolina	4 5		
										137	A Furman	1 4		
										137	A Furman	1 9		
										145	A Winthrop	1 7		
										153	N Towson	7 9		
										153	N Towson	5 6		
										154	N Radford	1 3		
										154	N Radford	8 5		
										155	N Eastern Ky.	1 5		
										158	H Ill.-Chicago	0 1		
										158	H Ill.-Chicago	1 2		
										158	H Ill.-Chicago	0 4		
										186	A Valparaiso	5 6		
										186	A Valparaiso	6 1		
										186	A Valparaiso	1 4		
										205	N ETSU	3 7		
										216	A Presbyterian	4 2		
										216	A Presbyterian	3 4		
										219	H Oakland	6 1		
										219	H Oakland	4 1		
										219	H Oakland	8 1		
				LAST 10 GAMES						223	N Hampton	0 2		
				158	H	Ill.-Chicago	1 2	186	A	Valparaiso	5 6	232	H Akron	4 1
				158	H	Ill.-Chicago	0 4	186	A	Valparaiso	1 4	232	H Akron	0 2
				158	H	Ill.-Chicago	0 1	186	A	Valparaiso	6 1	257	N Siena	5 0
				261	A	Niagara	3 2	268	H	Robert Morris	12 3	257	N Siena	3 0
				261	A	Niagara	4 1	268	H	Robert Morris	8 0	261	A Niagara	3 2

Non-Div. I Games:

Youngstown St.

RPI	S	Opponent	Score	
261	A	Niagara	4	1
265	N	Mt. St. Mary's	1	8
268	H	Robert Morris	12	3
268	H	Robert Morris	8	0
273	H	St. Bonaventure	5	0
273	H	St. Bonaventure	1	0

Youngstown St.

Y
o
u
n
g
s
t
o
w
n
s
t
.

Y
o
u
n
g
s
t
o
w
n
s
t
.

Average RPI Win: 176		WON-LOST	WINNING	LAST 10	STRENGTH OF		OPP. STRENGTH	TEAM	ADJ		CONF.	ADJ CONF.
Average RPI Loss: 134		RECORD	PCT. RANK	GAMES	SCHEDULE		OF SCHEDULE	RPI	RPI		RPI	RPI
DIV. I ONLY		16-25-0	.39024	200	6-4-0		164	186	195		.45591	21
DIV. I NON-CONF.		10-22-0	.3125	230	0-1-0		151	159	212		.44425	22
TOTALS		RPI 1-25	RPI 26-50		W-L RECORDS		RPI 51-100		RPI 101-150		RPI 150+	
16-25-0	0-0-0	0-4-0		OVERALL		2-5-0		3-7-0		11-9-0		
4-8-0	0-0-0	0-1-0		HOME		0-1-0		1-4-0		3-2-0		
4-7-0	0-0-0	0-2-0		AWAY		1-2-0		0-1-0		3-2-0		
8-10-0	0-0-0	0-1-0		NEUTRAL		1-2-0		2-2-0		5-5-0		
10-22-0	0-0-0	0-4-0		NON-CONFERENCE		2-5-0		2-5-0		6-8-0		
1-5-0	0-0-0	0-1-0		HOME		0-1-0		0-2-0		1-1-0		
1-7-0	0-0-0	0-0-		AWAY		1-2-0		0-1-0		0-2-0		
8-10-0	0-0-0	0-1-0		NEUTRAL		1-2-0		2-2-0		5-5-0		
6-3-0	0-0-0	0-0-0		CONFERENCE		0-0-0		1-2-0		5-1-0		
3-3-0	0-0-0	0-0-0		HOME		0-0-0		1-2-0		2-1-0		
3-0-0	0-0-0	0-0-0		AWAY		0-0-0		0-0-0		3-0-0		
0-0-0	0-0-0	0-0-0		NEUTRAL		0-0-0		0-0-0		0-0-0		
RPI S	Opponent	Score	RPI S	Opponent	Score	RPI S	Opponent	Score	RPI S	Opponent	Score	
			33 A	Mississippi St.	1 6	77 H	Murray St.	0 11	101 H	Western Ky.	4 7	
			33 A	Mississippi St.	5 6	77 N	Murray St.	2 3	112 A	Troy	2 6	
			43 H	Kennesaw St.	1 9	96 A	Louisiana Tech	3 9	116 N	Indiana	4 2	
			47 N	Jacksonville St.	0 8	97 A	UT Martin	2 3	122 N	Eastern Ill.	1 0	
						97 A	UT Martin	2 1	136 N	Jacksonville	0 7	
						99 N	Missouri St.	10 1	136 N	Jacksonville	8 9	
						99 N	Missouri St.	1 2	137 H	Furman	5 4	
									137 H	Furman	5 6	
									137 H	Furman	0 9	
									148 H	UAB	2 10	
									161 N	Longwood	8 5	
									161 N	Longwood	2 3	
									162 N	Massachusetts	0 13	
									162 N	Massachusetts	9 5	
									163 H	Iowa St.	6 2	
									171 A	Austin Peay	7 10	
									171 A	Austin Peay	2 5	
									188 N	North Dakota	3 4	
									198 N	Central Ark.	3 2	
									202 N	Western Ill.	8 4	
									202 N	Western Ill.	6 0	
			LAST 10 GAMES						205 H	ETSU	1 6	
			205 H	ETSU	1 6	251 A	Chattanooga	5 0	205 H	ETSU	2 0	
			205 H	ETSU	2 0	43 H	Kennesaw St.	1 9	205 H	ETSU	5 2	
			205 H	ETSU	5 2	137 H	Furman	0 9	242 H	Incarnate Word	2 3	
			251 A	Chattanooga	11 6	137 H	Furman	5 6	251 A	Chattanooga	5 0	
			251 A	Chattanooga	4 3	137 H	Furman	5 4	251 A	Chattanooga	4 3	

Non-Div. I Games:

Samford

RPI	S	Opponent	Score	
251	A	Chattanooga	11	6
267	N	Tennessee St.	9	10
285	N	Ark.-Pine Bluff	7	8

Samford

S
a
m
f
o
r
d

S
a
m
f
o
r
d

Average RPI Win:		187	WON-LOST RECORD		WINNING PCT. RANK		LAST 10 GAMES		STRENGTH OF SCHEDULE		OPP. STRENGTH OF SCHEDULE		TEAM RPI		ADJ RPI		CONF. RPI		ADJ CONF. RPI	
DIV. I ONLY			16-21-0		.43243 170		7-3-0		225		201		202		.45345 202		25		25	
DIV. I NON-CONF.			9-19-0		.32143 221		0-1-0		148		216		213		.44916 209		23		23	
TOTALS		RPI 1-25		RPI 26-50		W-L RECORDS		RPI 51-100		RPI 101-150		RPI 150+								
16-21-0		0-0-0		1-0-0		OVERALL		1-8-0		1-5-0		13-8-0								
2-1-0		0-0-0		0-0-0		HOME		0-0-0		0-0-0		2-1-0								
4-7-0		0-0-0		0-0-0		AWAY		1-4-0		0-2-0		3-1-0								
10-13-0		0-0-0		1-0-0		NEUTRAL		0-4-0		1-3-0		8-6-0								
9-19-0		0-0-0		1-0-0		NON-CONFERENCE		1-8-0		1-5-0		6-6-0								
0-0-0		0-0-0		0-0-0		HOME		0-0-0		0-0-0		0-0-0								
2-6-0		0-0-0		0-0-		AWAY		1-4-0		0-2-0		1-0-0								
7-13-0		0-0-0		1-0-0		NEUTRAL		0-4-0		1-3-0		5-6-0								
7-2-0		0-0-0		0-0-0		CONFERENCE		0-0-0		0-0-0		7-2-0								
2-1-0		0-0-0		0-0-0		HOME		0-0-0		0-0-0		2-1-0								
2-1-0		0-0-0		0-0-0		AWAY		0-0-0		0-0-0		2-1-0								
3-0-0		0-0-0		0-0-0		NEUTRAL		0-0-0		0-0-0		3-0-0								
RPI	S	Opponent	Score	RPI	S	Opponent	Score	RPI	S	Opponent	Score	RPI	S	Opponent	Score					
				38	N	Lipscomb	3 1	72	A	Memphis	4 2	101	A	Western Ky.	1 4					
								77	A	Murray St.	1 5	110	A	Southern Ill.	2 3					
								77	A	Murray St.	1 2	116	N	Indiana	0 1					
								77	N	Murray St.	3 4	125	N	Northern Ill.	2 1					
								86	N	Belmont	8 9	141	N	Miami (OH)	3 4					
								86	N	Belmont	4 5	149	N	Loyola Chicago	2 3					
								92	N	La.-Monroe	0 1	158	N	Ill.-Chicago	4 6					
								97	A	UT Martin	3 4	158	N	Ill.-Chicago	1 0					
								97	A	UT Martin	1 4	173	N	Omaha	5 1					
												173	N	Omaha	4 1					
												173	N	Omaha	5 3					
												176	N	Butler	7 6					
												195	H	South Dakota	9 4					
												195	H	South Dakota	4 15					
												195	H	South Dakota	9 8					
												198	A	Central Ark.	6 3					
												201	N	Samford	0 6					
												201	N	Samford	4 8					
												212	N	Houston Baptist	9 10					
												219	N	Oakland	2 0					
												254	N	Detroit Mercy	1 5					
				LAST 10 GAMES								269	A	Fort Wayne	6 1					
				269	A	Fort Wayne	6 0	173	N	Omaha	4 1	269	A	Fort Wayne	6 0					
				269	A	Fort Wayne	6 1	195	H	South Dakota	9 8	269	A	Fort Wayne	3 4					
				269	A	Fort Wayne	3 4	195	H	South Dakota	9 4	275	N	Green Bay	8 2					
				173	N	Omaha	5 1	195	H	South Dakota	4 15	278	N	Buffalo	2 3					
				173	N	Omaha	5 3	201	N	Samford	4 8	285	N	Ark.-Pine Bluff	9 6					

Non-Div. I Games:

Western Ill.

Average RPI Win: 227		WON-LOST RECORD		WINNING PCT. RANK		LAST 10 GAMES		STRENGTH OF SCHEDULE		OPP. STRENGTH OF SCHEDULE		TEAM RPI		ADJ RPI		CONF. RPI		ADJ CONF. RPI	
DIV. I ONLY		18-17-0		.51429 131		5-5-0		252		256		204		.45317 203		24		23	
DIV. I NON-CONF.		15-11-0		.57692 102		2-0-0		278		265		198		.46127 195		24		24	
TOTALS		RPI 1-25		RPI 26-50		W-L RECORDS		RPI 51-100		RPI 101-150		RPI 150+							
18-17-0		0-0-0		0-0-0		OVERALL		0-1-0		3-3-0		15-13-0							
10-6-0		0-0-0		0-0-0		HOME		0-0-0		1-1-0		9-5-0							
5-3-0		0-0-0		0-0-0		AWAY		0-0-0		1-2-0		4-1-0							
3-8-0		0-0-0		0-0-0		NEUTRAL		0-1-0		1-0-0		2-7-0							
15-11-0		0-0-0		0-0-0		NON-CONFERENCE		0-1-0		3-3-0		12-7-0							
9-1-0		0-0-0		0-0-0		HOME		0-0-0		1-1-0		8-0-0							
3-2-0		0-0-0		0-0-		AWAY		0-0-0		1-2-0		2-0-0							
3-8-0		0-0-0		0-0-0		NEUTRAL		0-1-0		1-0-0		2-7-0							
3-6-0		0-0-0		0-0-0		CONFERENCE		0-0-0		0-0-0		3-6-0							
1-5-0		0-0-0		0-0-0		HOME		0-0-0		0-0-0		1-5-0							
2-1-0		0-0-0		0-0-0		AWAY		0-0-0		0-0-0		2-1-0							
0-0-0		0-0-0		0-0-0		NEUTRAL		0-0-0		0-0-0		0-0-0							
RPI	S	Opponent	Score	RPI	S	Opponent	Score	RPI	S	Opponent	Score	RPI	S	Opponent	Score				
								91	N	Stetson	3 8	107	A	UC Santa Barbara	1 8				
												111	A	UNCG	10 1				
												111	A	UNCG	2 6				
												129	H	Penn St.	7 2				
												129	H	Penn St.	2 4				
												131	N	Delaware	5 4				
												156	N	LIU Brooklyn	8 9				
												161	N	Longwood	2 11				
												161	N	Longwood	3 4				
												162	H	Massachusetts	3 4				
												162	H	Massachusetts	0 4				
												162	H	Massachusetts	4 1				
												170	N	San Diego	4 8				
												170	N	San Diego	4 6				
												187	N	Northern Colo.	5 6				
												193	H	Dayton	2 12				
												193	H	Dayton	5 7				
												193	H	Dayton	0 1				
												207	N	Providence	3 9				
												214	H	Monmouth	8 0				
												228	H	Quinnipiac	11 2				
												228	H	Quinnipiac	10 2				
				LAST 10 GAMES															
				236	A	La Salle	5 1	162	H	Massachusetts	3 4	236	A	La Salle	2 5				
				236	A	La Salle	2 5	162	H	Massachusetts	4 1	236	A	La Salle	5 1				
				236	A	La Salle	13 2	162	H	Massachusetts	0 4	236	A	La Salle	13 2				
				293	A	Coppin St.	12 3	193	H	Dayton	5 7	238	N	Bethune-Cookman	7 1				
				293	A	Coppin St.	6 5	193	H	Dayton	0 1	241	N	Sacred Heart	4 0				

Non-Div. I Games:

George Washington

RPI	S	Opponent	Score	
261	H	Niagara	5	4
261	H	Niagara	4	2
261	H	Niagara	11	6
278	H	Buffalo	7	3
278	H	Buffalo	6	1
293	A	Coppin St.	12	3
293	A	Coppin St.	6	5

G
e
o
r
g
e
W
a
s
h
i
n
g
t
o
n

G
e
o
r
g
e
W
a
s
h
i
n
g
t
o
n

George Washington

Penn

Average RPI Win: 234		WON-LOST	WINNING	LAST 10	STRENGTH OF	OPP. STRENGTH	TEAM	ADJ	CONF.	ADJ CONF.		
Average RPI Loss: 149		RECORD	PCT. RANK	GAMES	SCHEDULE	OF SCHEDULE	RPI	RPI	RPI	RPI		
DIV. I ONLY		14-12-0	.53846	113	6-4-0	270	224	206	.45166	204	28	28
DIV. I NON-CONF.		9-9-0	.5	127	1-1-0	260	196	197	.46098	196	28	28
<hr/>												
TOTALS		RPI 1-25	RPI 26-50		W-L RECORDS	RPI 51-100		RPI 101-150		RPI 150+		
14-12-0	0-0-0		0-1-0		OVERALL	1-4-0		0-0-0		13-7-0		
7-5-0	0-0-0		0-0-0		HOME	0-0-0		0-0-0		7-5-0		
4-1-0	0-0-0		0-0-0		AWAY	1-0-0		0-0-0		3-1-0		
3-6-0	0-0-0		0-1-0		NEUTRAL	0-4-0		0-0-0		3-1-0		
9-9-0	0-0-0		0-1-0		NON-CONFERENCE	1-4-0		0-0-0		8-4-0		
5-3-0	0-0-0		0-0-0		HOME	0-0-0		0-0-0		5-3-0		
1-0-0	0-0-0		0-0-		AWAY	1-0-0		0-0-0		0-0-0		
3-6-0	0-0-0		0-1-0		NEUTRAL	0-4-0		0-0-0		3-1-0		
5-3-0	0-0-0		0-0-0		CONFERENCE	0-0-0		0-0-0		5-3-0		
2-2-0	0-0-0		0-0-0		HOME	0-0-0		0-0-0		2-2-0		
3-1-0	0-0-0		0-0-0		AWAY	0-0-0		0-0-0		3-1-0		
0-0-0	0-0-0		0-0-0		NEUTRAL	0-0-0		0-0-0		0-0-0		
RPI	S	Opponent	Score	RPI	S	Opponent	Score	RPI	S	Opponent	Score	
				41	N	SIUE	1 3	52	N	Boston College	1 8	
								56	A	South Fla.	3 2	
								71	N	Syracuse	3 7	
								73	N	Central Mich.	5 7	
								95	N	Ball St.	1 11	
								199	H	Harvard	5 4	
								199	H	Harvard	1 2	
								233	H	Dartmouth	5 8	
								233	H	Dartmouth	8 7	
								236	H	La Salle	2 1	
								246	H	Lafayette	9 1	
								246	H	Lafayette	8 1	
								252	N	Central Conn. St.	3 6	
								262	A	Yale	8 6	
								262	A	Yale	4 1	
								269	N	Fort Wayne	5 0	
								270	A	Brown	3 7	
								270	A	Brown	5 3	
								273	N	St. Bonaventure	9 1	
								286	H	Rider	1 0	
								286	H	Rider	6 0	
LAST 10 GAMES												
				270	A	Brown	5 3	233	H	Dartmouth	8 7	
				270	A	Brown	3 7	233	H	Dartmouth	5 8	
				262	A	Yale	4 1	199	H	Harvard	5 4	
				262	A	Yale	8 6	199	H	Harvard	1 2	
				165	H	Villanova	1 8	286	H	Rider	6 0	

Non-Div. I Games:

Penn

Average RPI Win: 206		WON-LOST	WINNING	LAST 10	STRENGTH OF	OPP. STRENGTH	TEAM	ADJ	CONF.	ADJ CONF.					
Average RPI Loss: 150		RECORD	PCT. RANK	GAMES	SCHEDULE	OF SCHEDULE	RPI	RPI	RPI	RPI					
DIV. I ONLY		17-19-0	.47222	147	5-5-0	244	218	205	.4506	205	21	21			
DIV. I NON-CONF.		14-16-0	.46667	152	2-2-0	251	232	208	.45002	208	22	22			
<hr/>															
TOTALS		RPI 1-25	RPI 26-50		W-L RECORDS		RPI 51-100		RPI 101-150		RPI 150+				
17-19-0		0-0-0	0-1-0		OVERALL		0-3-0		1-6-0		16-9-0				
8-4-0		0-0-0	0-0-0		HOME		0-2-0		0-1-0		8-1-0				
3-8-0		0-0-0	0-1-0		AWAY		0-0-0		1-2-0		2-5-0				
6-7-0		0-0-0	0-0-0		NEUTRAL		0-1-0		0-3-0		6-3-0				
14-16-0		0-0-0	0-1-0		NON-CONFERENCE		0-3-0		1-6-0		13-6-0				
6-3-0		0-0-0	0-0-0		HOME		0-2-0		0-1-0		6-0-0				
2-6-0		0-0-0	0-0-		AWAY		0-0-0		1-2-0		1-3-0				
6-7-0		0-0-0	0-0-0		NEUTRAL		0-1-0		0-3-0		6-3-0				
3-3-0		0-0-0	0-0-0		CONFERENCE		0-0-0		0-0-0		3-3-0				
2-1-0		0-0-0	0-0-0		HOME		0-0-0		0-0-0		2-1-0				
1-2-0		0-0-0	0-0-0		AWAY		0-0-0		0-0-0		1-2-0				
0-0-0		0-0-0	0-0-0		NEUTRAL		0-0-0		0-0-0		0-0-0				
RPI	S	Opponent	Score	RPI	S	Opponent	Score	RPI	S	Opponent	Score	RPI	S	Opponent	Score
				43	A	Kennesaw St.	5 7	74	N	UNCW	4 6	106	N	Michigan St.	8 9
								87	H	St. John's (NY)	6 7	132	H	Morehead St.	6 7
								87	H	St. John's (NY)	2 10	145	A	Winthrop	6 5
												146	N	Virginia	3 11
												146	N	Virginia	0 9
												150	A	Virginia Tech	2 4
												150	A	Virginia Tech	7 9
												154	H	Radford	4 3
												154	H	Radford	10 2
												155	N	Eastern Ky.	4 2
												157	H	Mercer	0 2
												157	H	Mercer	2 0
												157	H	Mercer	2 1
												168	N	Bucknell	4 7
												181	A	Charleston So.	2 4
												181	A	Charleston So.	3 4
												192	H	Tennessee Tech	7 3
												192	H	Tennessee Tech	3 2
												192	N	Tennessee Tech	1 4
												192	N	Tennessee Tech	6 8
												200	N	Youngstown St.	7 3
				LAST 10 GAMES								201	A	Samford	0 2
				201	A	Samford	6 1	157	H	Mercer	2 1	201	A	Samford	6 1
				201	A	Samford	0 2	216	H	Presbyterian	3 2	201	A	Samford	2 5
				201	A	Samford	2 5	216	H	Presbyterian	5 4	216	H	Presbyterian	5 4
				157	H	Mercer	2 0	150	A	Virginia Tech	2 4	216	H	Presbyterian	3 2
				157	H	Mercer	0 2	150	A	Virginia Tech	7 9	249	A	Gardner-Webb	7 8

Non-Div. I Games:

ETSU

RPI	S	Opponent	Score	
249	A	Gardner-Webb	4	1
277	N	Alabama A&M	7	2
277	N	Alabama A&M	3	2
280	N	N.C. A&T	6	1
281	N	N.C. Central	11	0

ETSU

E
T
S
U

E
T
S
U

Average RPI Win: 194		WON-LOST RECORD	WINNING PCT. RANK	LAST 10 GAMES	STRENGTH OF SCHEDULE	OPP. STRENGTH OF SCHEDULE	TEAM RPI	ADJ RPI	CONF. RPI	ADJ CONF. RPI					
Average RPI Loss: 126															
DIV. I ONLY		15-21-0	.41667 180	6-4-0	231	143	208	.44942 206	25	25					
DIV. I NON-CONF.		10-20-0	.33333 217	1-3-0	235	134	236	.434 232	23	23					
<hr/>															
TOTALS		RPI 1-25		RPI 26-50		W-L RECORDS		RPI 51-100		RPI 101-150	RPI 150+				
15-21-0		0-0-0		0-4-0		OVERALL		2-2-0		3-6-0	10-9-0				
3-2-0		0-0-0		0-0-0		HOME		0-0-0		0-0-0	3-2-0				
4-6-0		0-0-0		0-3-0		AWAY		0-0-0		3-2-0	1-1-0				
8-13-0		0-0-0		0-1-0		NEUTRAL		2-2-0		0-4-0	6-6-0				
10-20-0		0-0-0		0-4-0		NON-CONFERENCE		2-2-0		1-5-0	7-9-0				
0-2-0		0-0-0		0-0-0		HOME		0-0-0		0-0-0	0-2-0				
2-5-0		0-0-0		0-0-		AWAY		0-0-0		1-1-0	1-1-0				
8-13-0		0-0-0		0-1-0		NEUTRAL		2-2-0		0-4-0	6-6-0				
5-1-0		0-0-0		0-0-0		CONFERENCE		0-0-0		2-1-0	3-0-0				
3-0-0		0-0-0		0-0-0		HOME		0-0-0		0-0-0	3-0-0				
2-1-0		0-0-0		0-0-0		AWAY		0-0-0		2-1-0	0-0-0				
0-0-0		0-0-0		0-0-0		NEUTRAL		0-0-0		0-0-0	0-0-0				
RPI	S	Opponent	Score	RPI	S	Opponent	Score	RPI	S	Opponent	Score				
				27	A	Arkansas	2 7	53	N	Nebraska	9 1				
				27	A	Arkansas	1 8	53	N	Nebraska	1 6				
				43	N	Kennesaw St.	1 10	59	N	Illinois St.	1 10				
				46	A	Louisville	2 7	84	N	UNI	6 3				
										101	A	Western Ky.	3 8		
										102	A	FGCU	2 1		
										120	N	Lamar University	1 11		
										122	N	Eastern Ill.	0 10		
										141	N	Miami (OH)	2 4		
										147	A	North Dakota St.	3 1		
										147	A	North Dakota St.	4 7		
										147	A	North Dakota St.	11 9		
										149	N	Loyola Chicago	6 9		
										154	N	Radford	3 6		
										158	N	Ill.-Chicago	0 2		
										160	N	UConn	2 7		
										163	N	Iowa St.	0 2		
										167	H	Indiana St.	3 7		
										167	N	Indiana St.	8 15		
										171	N	Austin Peay	6 1		
										176	H	Butler	2 5		
										186	A	Valparaiso	3 7		
										192	N	Tennessee Tech	5 3		
										208	N	Wright St.	6 1		
										245	H	South Dakota St.	5 2		
										245	H	South Dakota St.	6 1		
										245	H	South Dakota St.	5 4		
										250	N	Drexel	2 1		
										251	A	Chattanooga	14 3		
										275	N	Green Bay	2 10		
										282	N	Cleveland St.	6 4		
LAST 10 GAMES															
				147	A	North Dakota St.	4 7	176	H	Butler	2 5	245	H	South Dakota St.	5 2
				147	A	North Dakota St.	3 1	245	H	South Dakota St.	6 1	250	N	Drexel	2 1
				147	A	North Dakota St.	11 9	245	H	South Dakota St.	5 4	251	A	Chattanooga	14 3
				167	H	Indiana St.	3 7	245	H	South Dakota St.	5 4	275	N	Green Bay	2 10
				186	A	Valparaiso	3 7	282	N	Cleveland St.	9 1	282	N	Cleveland St.	6 4

Non-Div. I Games:

IUPUI




RPI	S	Opponent	Score	
282	N	Cleveland St.	9	1

IUPUI

I
U
P
U
I

I
U
P
U
I

Non-Div. I Games:

 Tie,  Loss,  Non-Conf, S Site, H Home, A Away, N Neutral Page 231

Average RPI Win: 230		WON-LOST RECORD		WINNING PCT. RANK		LAST 10 GAMES		STRENGTH OF SCHEDULE		OPP. STRENGTH OF SCHEDULE		TEAM RPI		ADJ RPI		CONF. RPI		ADJ CONF. RPI	
DIV. I ONLY		12-18-0		.4 192		6-4-0		228		155		211		.44838 208		26		26	
DIV. I NON-CONF.		5-16-0		.2381 252		0-3-0		19		103		174		.47786 174		26		26	
TOTALS		RPI 1-25		RPI 26-50		W-L RECORDS		RPI 51-100		RPI 101-150		RPI 150+							
12-18-0		0-2-0		0-2-0		OVERALL		2-7-0		0-2-0		10-5-0							
2-2-0		0-0-0		0-0-0		HOME		0-0-0		0-0-0		2-2-0							
9-6-0		0-2-0		0-2-0		AWAY		2-1-0		0-1-0		7-0-0							
1-10-0		0-0-0		0-0-0		NEUTRAL		0-6-0		0-1-0		1-3-0							
5-16-0		0-2-0		0-2-0		NON-CONFERENCE		2-7-0		0-2-0		3-3-0							
1-0-0		0-0-0		0-0-0		HOME		0-0-0		0-0-0		1-0-0							
3-6-0		0-2-0		0-0-		AWAY		2-1-0		0-1-0		1-0-0							
1-10-0		0-0-0		0-0-0		NEUTRAL		0-6-0		0-1-0		1-3-0							
7-2-0		0-0-0		0-0-0		CONFERENCE		0-0-0		0-0-0		7-2-0							
1-2-0		0-0-0		0-0-0		HOME		0-0-0		0-0-0		1-2-0							
6-0-0		0-0-0		0-0-0		AWAY		0-0-0		0-0-0		6-0-0							
0-0-0		0-0-0		0-0-0		NEUTRAL		0-0-0		0-0-0		0-0-0							
RPI	S	Opponent		Score		RPI	S	Opponent		Score		RPI	S	Opponent		Score			
24	A	Marshall		2	4	29	A	Ohio St.		1	14	52	N	Boston College		0	11		
24	A	Marshall		1	9	38	A	Lipscomb		5	7	58	N	Ohio		6	14		
												59	N	Illinois St.		0	3		
												65	N	Wichita St.		2	10		
												72	A	Memphis		0	1		
												86	N	Belmont		2	5		
												93	A	Houston		8	5		
												93	A	Houston		4	3		
												96	N	Louisiana Tech		1	9		

Non-Div. I Games:

Wright St.

Average RPI Win:	193	WON-LOST	WINNING	LAST 10	STRENGTH OF	OPP. STRENGTH	TEAM	ADJ	CONF.	ADJ CONF.	
Average RPI Loss:	145	RECORD	PCT. RANK	GAMES	SCHEDULE	OF SCHEDULE	RPI	RPI	RPI	RPI	
DIV. I ONLY	15-18-0	.45455	157	4-6-0	254	160	213	.44639	209	24	23
DIV. I NON-CONF.	11-11-0	.5	127	0-0-0	228	148	173	.47657	177	24	24
<hr/>											
TOTALS	RPI 1-25	RPI 26-50		W-L RECORDS	RPI 51-100		RPI 101-150		RPI 150+		
15-18-0	0-0-0	0-2-0		OVERALL	1-5-0		1-0-0		13-11-0		
3-3-0	0-0-0	0-1-0		HOME	0-0-0		0-0-0		3-2-0		
3-10-0	0-0-0	0-1-0		AWAY	0-4-0		0-0-0		3-5-0		
9-5-0	0-0-0	0-0-0		NEUTRAL	1-1-0		1-0-0		7-4-0		
<hr/>											
11-11-0	0-0-0	0-2-0		NON-CONFERENCE	1-5-0		1-0-0		9-4-0		
0-1-0	0-0-0	0-1-0		HOME	0-0-0		0-0-0		0-0-0		
2-5-0	0-0-0	0-0-		AWAY	0-4-0		0-0-0		2-0-0		
9-5-0	0-0-0	0-0-0		NEUTRAL	1-1-0		1-0-0		7-4-0		
<hr/>											
4-7-0	0-0-0	0-0-0		CONFERENCE	0-0-0		0-0-0		4-7-0		
3-2-0	0-0-0	0-0-0		HOME	0-0-0		0-0-0		3-2-0		
1-5-0	0-0-0	0-0-0		AWAY	0-0-0		0-0-0		1-5-0		
0-0-0	0-0-0	0-0-0		NEUTRAL	0-0-0		0-0-0		0-0-0		
<hr/>											
RPI S	Opponent	Score	RPI S	Opponent	Score	RPI S	Opponent	Score	RPI S	Opponent	Score
			27 H	Arkansas	2 5	72 A	Memphis	3 4	132 N	Morehead St.	1 0
			43 A	Kennesaw St.	0 4	72 A	Memphis	2 3	155 N	Eastern Ky.	2 4
						77 A	Murray St.	0 2	155 N	Eastern Ky.	2 4
						77 A	Murray St.	1 2	162 H	Massachusetts	1 3
						97 N	UT Martin	0 1	162 H	Massachusetts	1 0
						99 N	Missouri St.	2 1	162 H	Massachusetts	2 4
									166 N	Northwestern St.	20 7
									171 N	Austin Peay	4 5
									171 N	Austin Peay	6 5
									171 N	Austin Peay	14 5
									182 N	Southeast Mo. St.	6 4
									182 N	Southeast Mo. St.	10 1
									190 A	Saint Joseph's	1 5
									190 A	Saint Joseph's	8 3
									190 A	Saint Joseph's	0 9
									193 H	Dayton	8 1
									193 H	Dayton	8 2
									225 N	Western Mich.	3 5
									231 A	UMKC	6 4
									244 A	Rhode Island	3 8
									244 A	Rhode Island	2 10
									244 A	Rhode Island	2 3
			LAST 10 GAMES						244 A	Rhode Island	2 3
			162 H	Massachusetts	1 0	244 A	Rhode Island	3 8	251 A	Chattanooga	5 2
			162 H	Massachusetts	1 3	193 H	Dayton	8 2	279 N	Fairleigh Dickinson	9 1
			162 H	Massachusetts	2 4	193 H	Dayton	8 1	288 N	South Carolina St.	10 4
			244 A	Rhode Island	2 3	190 A	Saint Joseph's	1 5			
			244 A	Rhode Island	2 10	190 A	Saint Joseph's	8 3			

Non-Div. I Games:

Saint Louis

colgate

Colgate

M
a
n
h
a
t
t
a
n

Manhattan

Average RPI Win:	232	WON-LOST RECORD	WINNING PCT. RANK	LAST 10 GAMES	STRENGTH OF SCHEDULE	OPP. STRENGTH OF SCHEDULE	TEAM RPI	ADJ RPI	CONF. RPI	ADJ CONF. RPI		
DIV. I ONLY	12-19-0	.3871	203	5-5-0	202	229	210	.44382	212	17	18	
DIV. I NON-CONF.	8-6-0	.57143	104	2-0-0	216	284	161	.48135	168	16	16	
<hr/>												
TOTALS	RPI 1-25	RPI 26-50		W-L RECORDS	RPI 51-100		RPI 101-150		RPI 150+			
12-19-0	0-0-0	0-1-0		OVERALL	0-4-0		2-12-0		10-2-0			
5-7-0	0-0-0	0-0-0		HOME	0-0-0		1-5-0		4-2-0			
3-10-0	0-0-0	0-0-0		AWAY	0-3-0		1-7-0		2-0-0			
4-2-0	0-0-0	0-1-0		NEUTRAL	0-1-0		0-0-0		4-0-0			
<hr/>												
8-6-0	0-0-0	0-1-0		NON-CONFERENCE	0-3-0		1-1-0		7-1-0			
2-1-0	0-0-0	0-0-0		HOME	0-0-0		0-0-0		2-1-0			
2-3-0	0-0-0	0-0-		AWAY	0-2-0		1-1-0		1-0-0			
4-2-0	0-0-0	0-1-0		NEUTRAL	0-1-0		0-0-0		4-0-0			
<hr/>												
4-13-0	0-0-0	0-0-0		CONFERENCE	0-1-0		1-11-0		3-1-0			
3-6-0	0-0-0	0-0-0		HOME	0-0-0		1-5-0		2-1-0			
1-7-0	0-0-0	0-0-0		AWAY	0-1-0		0-6-0		1-0-0			
0-0-0	0-0-0	0-0-0		NEUTRAL	0-0-0		0-0-0		0-0-0			
<hr/>												
RPI S	Opponent	Score	RPI S	Opponent	Score	RPI S	Opponent	Score	RPI S	Opponent	Score	
			47 N	Jacksonville St.	2 10	62 A	South Ala.	1 6	104 A	UT Arlington	1 9	
						63 A	McNeese	0 8	113 H	Abilene Christian	0 10	
						92 N	La.-Monroe	3 4	113 H	Abilene Christian	1 8	
						93 A	Houston	1 3	113 H	Abilene Christian	5 6	
									114 A	Nicholls St.	0 8	
									114 A	Nicholls St.	1 6	
									114 A	Nicholls St.	1 5	
									120 A	Lamar University	2 4	
									120 A	Lamar University	6 12	
									120 A	Lamar University	2 10	
									135 H	Southeastern La.	3 2	
									135 H	Southeastern La.	4 8	
									135 H	Southeastern La.	2 3	
									138 A	UTSA	5 3	
									198 A	Central Ark.	6 5	
									202 N	Western Ill.	10 9	
									242 H	Incarnate Word	4 0	
									242 H	Incarnate Word	3 4	
									242 H	Incarnate Word	3 2	
									253 N	Alabama St.	10 3	
									253 N	Alabama St.	8 3	
									263 H	Prairie View	6 0	
									263 H	Prairie View	3 9	
									284 A	Texas Southern	4 3	
									284 H	Texas Southern	6 3	
									285 N	Ark.-Pine Bluff	12 4	
<hr/>												
LAST 10 GAMES												
	135 H	Southeastern La.	4	8	242 H	Incarnate Word	3	2	263 H	Prairie View	3	9
	135 H	Southeastern La.	3	2	242 H	Incarnate Word	4	0	284 A	Texas Southern	4	3
	135 H	Southeastern La.	2	3	284 A	Texas Southern	4	3	284 H	Texas Southern	6	3
	138 A	UTSA	5	3	113 H	Abilene Christian	1	8	285 N	Ark.-Pine Bluff	12	4
	242 H	Incarnate Word	3	4	113 H	Abilene Christian	5	6				

Non-Div. I Games:

Houston Baptist

UTEP

Average RPI Win: 146		WON-LOST RECORD		WINNING PCT. RANK		LAST 10 GAMES		STRENGTH OF SCHEDULE		OPP. STRENGTH OF SCHEDULE		TEAM RPI		ADJ RPI		CONF. RPI		ADJ CONF. RPI	
DIV. I ONLY		11-28-0		.28205 258		3-7-0		158		80		217		.44339 213		11		11	
DIV. I NON-CONF.		6-18-0		.25 248		1-3-0		118		114		222		.44503 218		11		11	
TOTALS		RPI 1-25		RPI 26-50		W-L RECORDS		RPI 51-100		RPI 101-150		RPI 150+							
11-28-0		0-2-0		0-0-0		OVERALL		3-10-0		4-13-0		4-3-0							
4-7-0		0-0-0		0-0-0		HOME		1-2-0		1-4-0		2-1-0							
4-12-0		0-1-0		0-0-0		AWAY		0-3-0		3-7-0		1-1-0							
3-9-0		0-1-0		0-0-0		NEUTRAL		2-5-0		0-2-0		1-1-0							
6-18-0		0-2-0		0-0-0		NON-CONFERENCE		2-5-0		2-9-0		2-2-0							
0-2-0		0-0-0		0-0-0		HOME		0-0-0		0-2-0		0-0-0							
3-7-0		0-1-0		0-0-		AWAY		0-0-0		2-5-0		1-1-0							
3-9-0		0-1-0		0-0-0		NEUTRAL		2-5-0		0-2-0		1-1-0							
5-10-0		0-0-0		0-0-0		CONFERENCE		1-5-0		2-4-0		2-1-0							
4-5-0		0-0-0		0-0-0		HOME		1-2-0		1-2-0		2-1-0							
1-5-0		0-0-0		0-0-0		AWAY		0-3-0		1-2-0		0-0-0							
0-0-0		0-0-0		0-0-0		NEUTRAL		0-0-0		0-0-0		0-0-0							
RPI S	Opponent		Score		RPI S	Opponent		Score		RPI S	Opponent		Score		RPI S	Opponent		Score	
18 N	Utah		0 9							65 N	Wichita St.		6 1		101 H	Western Ky.		10 2	
23 A	Arizona St.		0 8							65 N	Wichita St.		5 7		101 H	Western Ky.		2 7	
										66 N	Utah St.		1 4		101 H	Western Ky.		8 18	
										66 N	Utah St.		7 5		105 N	Nevada		1 6	
										70 A	North Texas		6 8		109 A	Texas Tech		0 8	
										70 A	North Texas		1 9		109 A	Texas Tech		4 12	
										70 A	North Texas		0 2		119 A	UNLV		4 8	
										75 N	Stanford		1 10		126 A	New Mexico		6 7	
										83 N	Boise St.		7 16		126 A	New Mexico		7 4	
										89 N	San Jose St.		1 4		130 A	UC Riverside		5 6	
										98 H	Southern Miss.		2 6		138 A	UTSA		5 8	
										98 H	Southern Miss.		1 6		138 A	UTSA		7 6	
										98 H	Southern Miss.		12 2		138 A	UTSA		1 8	
															140 A	New Mexico St.		5 3	
															140 H	New Mexico St.		4 13	
															140 H	New Mexico St.		4 8	
															146 N	Virginia		4 5	
															185 H	Middle Tenn.		7 6	
															185 H	Middle Tenn.		2 5	
															185 H	Middle Tenn.		10 7	
															240 N	Saint Mary's (CA)		1 3	
															242 A	Incarnate Word		2 5	
															242 A	Incarnate Word		11 3	
															257 N	Siena		10 2	
				LAST 10 GAMES															
				101 H	Western Ky.	2	7	138 A	UTSA	5	8								
				101 H	Western Ky.	8	18	138 A	UTSA	7	6								
				101 H	Western Ky.	10	2	138 A	UTSA	1	8								
				242 A	Incarnate Word	11	3	140 H	New Mexico St.	4	13								
				242 A	Incarnate Word	2	5	140 H	New Mexico St.	4	8								

Non-Div. I Games:

UTEP

Non-Div. I Games:

Monmouth

Maine

Average RPI Win: 205		WON-LOST RECORD		WINNING PCT. RANK		LAST 10 GAMES		STRENGTH OF SCHEDULE		OPP. STRENGTH OF SCHEDULE		TEAM RPI		ADJ RPI		CONF. RPI		ADJ CONF. RPI	
DIV. I ONLY		8-17-0		.32 243		6-4-0		167		183		216		.44305 215		29		29	
DIV. I NON-CONF.		5-17-0		.22727 255		3-4-0		69		151		214		.44846 213		29		29	
TOTALS		RPI 1-25		RPI 26-50		W-L RECORDS		RPI 51-100		RPI 101-150		RPI 150+							
8-17-0		0-3-0		0-3-0		OVERALL		2-3-0		1-2-0		5-6-0							
0-0-0		0-0-0		0-0-0		HOME		0-0-0		0-0-0		0-0-0							
8-10-0		0-2-0		0-0-0		AWAY		2-3-0		1-2-0		5-1-0							
0-7-0		0-0-0		0-3-0		NEUTRAL		0-0-0		0-0-0		0-4-0							
5-17-0		0-3-0		0-3-0		NON-CONFERENCE		2-3-0		1-2-0		2-6-0							
0-0-0		0-0-0		0-0-0		HOME		0-0-0		0-0-0		0-0-0							
5-10-0		0-3-0		0-0-		AWAY		2-3-0		1-2-0		2-2-0							
0-7-0		0-0-0		0-3-0		NEUTRAL		0-0-0		0-0-0		0-4-0							
3-0-0		0-0-0		0-0-0		CONFERENCE		0-0-0		0-0-0		3-0-0							
0-0-0		0-0-0		0-0-0		HOME		0-0-0		0-0-0		0-0-0							
3-0-0		0-0-0		0-0-0		AWAY		0-0-0		0-0-0		3-0-0							
0-0-0		0-0-0		0-0-0		NEUTRAL		0-0-0		0-0-0		0-0-0							
RPI	S	Opponent		Score		RPI	S	Opponent		Score		RPI	S	Opponent		Score			
16	A	BYU		4	10	49	N	Wisconsin		2	4	69	A	Grand Canyon		1	5		
16	A	BYU		0	8	49	N	Wisconsin		6	10	69	A	Grand Canyon		4	0		
23	A	Arizona St.		0	9	49	N	Wisconsin		5	15	69	A	Grand Canyon		3	9		
												81	A	Colorado St.		6	5		
												81	A	Colorado St.		4	5		
												134	A	Montana		2	5		
												134	A	Montana		1	10		
												134	A	Montana		7	4		
												175	N	Seattle U		5	6		
												175	N	Seattle U		1	10		
												184	N	Creighton		3	5		
												184	N	Creighton		2	5		
												229	A	Utah Valley		3	7		
												229	A	Utah Valley		3	14		
												241	A	Sacred Heart		4	0		
												241	A	Sacred Heart		3	2		
												290	A	Hartford		6	2		
												290	A	Hartford		7	6		
												290	A	Hartford		8	4		
LAST 10 GAMES																			
290	A	Hartford		8	4	134	A	Montana		2	5								
290	A	Hartford		6	2	134	A	Montana		1	10								
290	A	Hartford		7	6	175	N	Seattle U		5	6								
241	A	Sacred Heart		4	0	134	A	Montana		7	4								
241	A	Sacred Heart		3	2	175	N	Seattle U		1	10								

Non-Div. I Games:

Maine

Average RPI Win: 215		WON-LOST	WINNING	LAST 10	STRENGTH OF		OPP. STRENGTH	TEAM	ADJ		CONF.	ADJ CONF.					
Average RPI Loss: 115		RECORD	PCT. RANK	GAMES	SCHEDULE		OF SCHEDULE	RPI	RPI		RPI	RPI					
DIV. I ONLY		14-27-0	.34146	237	3-7-0		200	150	218		.44275	216					
DIV. I NON-CONF.		11-18-0	.37931	202	0-2-0		230	164	220		.44522	217					
TOTALS		RPI 1-25	RPI 26-50		W-L RECORDS		RPI 51-100		RPI 101-150		RPI 150+						
14-27-0		0-5-0	0-1-0		OVERALL		0-7-0		3-5-0		11-9-0						
6-6-0		0-0-0	0-0-0		HOME		0-0-0		1-2-0		5-4-0						
2-15-0		0-4-0	0-1-0		AWAY		0-5-0		1-3-0		1-2-0						
6-6-0		0-1-0	0-0-0		NEUTRAL		0-2-0		1-0-0		5-3-0						
11-18-0		0-5-0	0-1-0		NON-CONFERENCE		0-4-0		2-0-0		9-8-0						
3-3-0		0-0-0	0-0-0		HOME		0-0-0		0-0-0		3-3-0						
2-9-0		0-4-0	0-0-		AWAY		0-2-0		1-0-0		1-2-0						
6-6-0		0-1-0	0-0-0		NEUTRAL		0-2-0		1-0-0		5-3-0						
3-9-0		0-0-0	0-0-0		CONFERENCE		0-3-0		1-5-0		2-1-0						
3-3-0		0-0-0	0-0-0		HOME		0-0-0		1-2-0		2-1-0						
0-6-0		0-0-0	0-0-0		AWAY		0-3-0		0-3-0		0-0-0						
0-0-0		0-0-0	0-0-0		NEUTRAL		0-0-0		0-0-0		0-0-0						
RPI	S	Opponent		Score		RPI	S	Opponent		Score		RPI	S	Opponent		Score	
21	A	Georgia		0	8	48	A	USC Upstate		0	4	58	N	Ohio		0	3
21	A	Georgia		1	10							80	A	Liberty		0	4
22	A	South Carolina		0	14							80	A	Liberty		0	8
22	A	South Carolina		0	8							80	A	Liberty		0	8
24	N	Marshall		1	8							82	A	Ga. Southern		0	4
												83	N	Boise St.		0	11
												100	A	Elon		2	7

Non-Div. I Games:

Presbyterian

RPI	S	Opponent	Score	
288	N	South Carolina St.	7	0

Presbyterian

P
r
e
s
b
y
t
e
r
i
a
n

P
r
e
s
b
y
t
e
r
i
a
n

Average RPI Win: 163		WON-LOST RECORD		WINNING PCT. RANK		LAST 10 GAMES		STRENGTH OF SCHEDULE		OPP. STRENGTH OF SCHEDULE		TEAM RPI		ADJ RPI		CONF. RPI		ADJ CONF. RPI	
DIV. I ONLY		11-20-0		.35484 227		3-7-0		212		118		215		.44201 217		23		24	
DIV. I NON-CONF.		8-17-0		.32 224		0-4-0		186		81		215		.44622 215		25		25	
TOTALS		RPI 1-25		RPI 26-50		W-L RECORDS		RPI 51-100		RPI 101-150		RPI 150+							
11-20-0		0-2-0		1-0-0		OVERALL		2-5-0		3-6-0		5-7-0							
3-1-0		0-0-0		0-0-0		HOME		0-0-0		0-0-0		3-1-0							
4-9-0		0-0-0		1-0-0		AWAY		1-3-0		1-4-0		1-2-0							
4-10-0		0-2-0		0-0-0		NEUTRAL		1-2-0		2-2-0		1-4-0							
8-17-0		0-2-0		1-0-0		NON-CONFERENCE		2-5-0		3-3-0		2-7-0							
0-1-0		0-0-0		0-0-0		HOME		0-0-0		0-0-0		0-1-0							
4-6-0		0-0-0		1-0-		AWAY		1-3-0		1-1-0		1-2-0							
4-10-0		0-2-0		0-0-0		NEUTRAL		1-2-0		2-2-0		1-4-0							
3-3-0		0-0-0		0-0-0		CONFERENCE		0-0-0		0-3-0		3-0-0							
3-0-0		0-0-0		0-0-0		HOME		0-0-0		0-0-0		3-0-0							
0-3-0		0-0-0		0-0-0		AWAY		0-0-0		0-3-0		0-0-0							
0-0-0		0-0-0		0-0-0		NEUTRAL		0-0-0		0-0-0		0-0-0							
RPI S	Opponent	Score		RPI S	Opponent	Score		RPI S	Opponent	Score		RPI S	Opponent	Score					
5 N	UCLA	1	6	37 A	Fla. Atlantic	3	1	60 A	San Diego St.	0	8	108 N	North Carolina St.	6	9				
16 N	BYU	0	9					60 N	San Diego St.	10	11	110 N	Southern Ill.	5	4				
								68 A	Cal St. Fullerton	5	4	121 A	Lehigh	6	10				
								68 A	Cal St. Fullerton	1	5	121 A	Lehigh	3	11				
								78 A	Long Beach St.	4	6	121 A	Lehigh	1	9				
								79 N	North Florida	1	0	133 A	Loyola Marymount	2	6				
								89 N	San Jose St.	5	6	133 A	Loyola Marymount	3	1				
												141 N	Miami (OH)	5	9				
												148 N	UAB	5	3				
												162 A	Massachusetts	4	6				
												162 A	Massachusetts	1	3				
												170 A	San Diego	3	0				
												219 N	Oakland	0	1				
												222 N	Eastern Mich.	6	7				
												222 N	Eastern Mich.	3	4				
												228 N	Quinnipiac	8	1				
												238 N	Bethune-Cookman	1	5				
												260 H	Bryant	2	4				
												274 H	Holy Cross	8	0				
												274 H	Holy Cross	9	3				
												274 H	Holy Cross	4	1				
				LAST 10 GAMES															
				274 H	Holy Cross	8	0	121 A	Lehigh	6	10								
				274 H	Holy Cross	4	1	121 A	Lehigh	3	11								
				274 H	Holy Cross	9	3	121 A	Lehigh	1	9								
				162 A	Massachusetts	4	6	260 H	Bryant	2	4								
				162 A	Massachusetts	1	3	68 A	Cal St. Fullerton	1	5								

Non-Div. I Games:

Boston U.

Average RPI Win: 237		WON-LOST RECORD	WINNING PCT. RANK	LAST 10 GAMES	STRENGTH OF SCHEDULE	OPP. STRENGTH OF SCHEDULE	TEAM RPI	ADJ RPI		CONF. RPI	ADJ CONF. RPI	
Average RPI Loss: 175												
DIV. I ONLY		20-13-0	.60606 79	7-3-0	286	248	214	.44086	218	30	30	
DIV. I NON-CONF.		17-10-0	.62963 76	4-0-0	291	273	218	.44345	221	30	30	
<hr/>												
TOTALS		RPI 1-25		RPI 26-50		W-L RECORDS		RPI 51-100		RPI 101-150		RPI 150+
20-13-0		0-0-0		0-0-0		OVERALL		0-3-0		1-1-0		19-9-0
5-3-0		0-0-0		0-0-0		HOME		0-0-0		0-0-0		5-3-0
8-6-0		0-0-0		0-0-0		AWAY		0-3-0		0-0-0		8-2-0
7-4-0		0-0-0		0-0-0		NEUTRAL		0-0-0		1-1-0		6-3-0
17-10-0		0-0-0		0-0-0		NON-CONFERENCE		0-3-0		1-1-0		16-6-0
2-0-0		0-0-0		0-0-0		HOME		0-0-0		0-0-0		2-0-0
8-6-0		0-0-0		0-0-		AWAY		0-3-0		0-0-0		8-3-0
7-4-0		0-0-0		0-0-0		NEUTRAL		0-0-0		1-1-0		6-3-0
3-3-0		0-0-0		0-0-0		CONFERENCE		0-0-0		0-0-0		3-3-0
3-3-0		0-0-0		0-0-0		HOME		0-0-0		0-0-0		3-3-0
0-0-0		0-0-0		0-0-0		AWAY		0-0-0		0-0-0		0-0-0
0-0-0		0-0-0		0-0-0		NEUTRAL		0-0-0		0-0-0		0-0-0
RPI	S	Opponent	Score	RPI	S	Opponent	Score	RPI	S	Opponent	Score	

Non-Div. I Games:

Marist

RPI	S	Opponent	Score	
293	A	Coppin St.	8	0
293	A	Coppin St.	11	3
293	A	Coppin St.	6	3

Marist

M
a
r
i
s
t

M
a
r
i
s
t

Oakland

O
a
k
l
a
n
d

Oakland

Average RPI Win:	193	WON-LOST RECORD	WINNING PCT. RANK	LAST 10 GAMES	STRENGTH OF SCHEDULE	OPP. STRENGTH OF SCHEDULE	TEAM RPI	ADJ RPI	CONF. RPI	ADJ CONF. RPI	
Average RPI Loss:	118										
DIV. I ONLY	11-24-0	.31429	245	4-6-0	196	165	225	.43808	220	15	15
DIV. I NON-CONF.	8-23-0	.25806	247	1-5-0	191	121	240	.4301	236	15	15
<hr/>											
TOTALS	RPI 1-25	RPI 26-50		W-L RECORDS	RPI 51-100		RPI 101-150		RPI 150+		
11-24-0	0-0-0	0-2-0		OVERALL	1-8-0		1-9-0		9-5-0		
5-13-0	0-0-0	0-2-0		HOME	0-5-0		1-4-0		4-2-0		
3-7-0	0-0-0	0-0-0		AWAY	0-1-0		0-5-0		3-1-0		
3-4-0	0-0-0	0-0-0		NEUTRAL	1-2-0		0-0-0		2-2-0		
8-23-0	0-0-0	0-2-0		NON-CONFERENCE	1-8-0		1-9-0		6-4-0		
5-13-0	0-0-0	0-2-0		HOME	0-5-0		1-4-0		4-2-0		
0-6-0	0-0-0	0-0-		AWAY	0-1-0		0-5-0		0-0-0		
3-4-0	0-0-0	0-0-0		NEUTRAL	1-2-0		0-0-0		2-2-0		
3-1-0	0-0-0	0-0-0		CONFERENCE	0-0-0		0-0-0		3-1-0		
0-0-0	0-0-0	0-0-0		HOME	0-0-0		0-0-0		0-0-0		
3-1-0	0-0-0	0-0-0		AWAY	0-0-0		0-0-0		3-1-0		
0-0-0	0-0-0	0-0-0		NEUTRAL	0-0-0		0-0-0		0-0-0		
<hr/>											
RPI	S	Opponent	Score	RPI	S	Opponent	Score	RPI	S	Opponent	Score
				50	H	Northwestern	2 7				
				50	H	Northwestern	1 2				
								57	N	CSUN	7 11
								69	H	Grand Canyon	0 3
								69	H	Grand Canyon	4 7
								78	H	Long Beach St.	4 10
								83	A	Boise St.	0 4
								88	H	Weber St.	0 4
								88	H	Weber St.	0 9
								88	N	Weber St.	0 12
								88	N	Weber St.	7 4

Non-Div. I Games:

Santa Clara

[illegible]

Non-Div. I Games:

Northern Ky.

Average RPI Win: 211		WON-LOST	WINNING	LAST 10	STRENGTH OF		OPP. STRENGTH	TEAM	ADJ	CONF.	ADJ CONF.
Average RPI Loss: 142		RECORD	PCT. RANK	GAMES	SCHEDULE		OF SCHEDULE	RPI	RPI	RPI	RPI
DIV. I ONLY		14-22-0	.38889	202	2-8-0		241	172	224	.43551	222
DIV. I NON-CONF.		12-13-0	.48	142	1-1-0		243	180	191	.46423	191
TOTALS		RPI 1-25	RPI 26-50		W-L RECORDS		RPI 51-100		RPI 101-150		RPI 150+
14-22-0		0-2-0	0-1-0		OVERALL		2-3-0		1-3-0		11-13-0
2-4-0		0-0-0	0-0-0		HOME		0-0-0		1-2-0		1-2-0
3-8-0		0-1-0	0-1-0		AWAY		1-1-0		0-0-0		2-4-0
9-10-0		0-1-0	0-0-0		NEUTRAL		1-2-0		0-1-0		8-6-0
12-13-0		0-2-0	0-1-0		NON-CONFERENCE		2-3-0		0-1-0		10-6-0
0-0-0		0-0-0	0-0-0		HOME		0-0-0		0-0-0		0-0-0
3-3-0		0-1-0	0-0-		AWAY		1-1-0		0-0-0		2-0-0
9-10-0		0-1-0	0-0-0		NEUTRAL		1-2-0		0-1-0		8-6-0
2-9-0		0-0-0	0-0-0		CONFERENCE		0-0-0		1-2-0		1-7-0
2-4-0		0-0-0	0-0-0		HOME		0-0-0		1-2-0		1-2-0
0-5-0		0-0-0	0-0-0		AWAY		0-0-0		0-0-0		0-5-0
0-0-0		0-0-0	0-0-0		NEUTRAL		0-0-0		0-0-0		0-0-0
RPI S	Opponent	Score		RPI S	Opponent	Score		RPI S	Opponent	Score	
5 N	UCLA	0	8	34 A	Notre Dame	0	1	56 A	South Fla.	0	4
15 A	Michigan	2	8					60 N	San Diego St.	0	10
								78 A	Long Beach St.	2	1
								86 N	Belmont	4	3
								86 N	Belmont	2	5
								115 H	Kent St.	3	6
								115 H	Kent St.	6	5
								115 H	Kent St.	3	11
								122 N	Eastern Ill.	2	4
								157 A	Mercer	3	2
								161 N	Longwood	1	8
								165 N	Villanova	0	1
								174 A	Toledo	4	6
								174 A	Toledo	4	5
								178 A	Bowling Green	1	3
								178 A	Bowling Green	0	5
								178 A	Bowling Green	2	3
								188 N	North Dakota	1	4
								194 N	Georgetown	8	9
								217 N	Boston U.	4	3
								217 N	Boston U.	7	6
								228 N	Quinnipiac	3	4
								232 H	Akron	3	0
								232 H	Akron	0	9
								232 H	Akron	1	10
								235 N	Columbia	1	5
								254 A	Detroit Mercy	3	1
								254 N	Detroit Mercy	5	4
								257 N	Siena	10	9
								266 N	Stony Brook	4	3
								268 N	Robert Morris	11	1
								270 N	Brown	4	0
LAST 10 GAMES				LAST 10 GAMES				LAST 10 GAMES			
178 A	Bowling Green	1	3	174 A	Toledo	4	6	254 N	Detroit Mercy	5	4
178 A	Bowling Green	2	3	232 H	Akron	0	9	257 N	Siena	10	9
178 A	Bowling Green	0	5	232 H	Akron	1	10	266 N	Stony Brook	4	3
254 A	Detroit Mercy	3	1	232 H	Akron	3	0	268 N	Robert Morris	11	1
174 A	Toledo	4	5	34 A	Notre Dame	0	1	270 N	Brown	4	0

Non-Div. I Games:

Eastern Mich.

RPI	S	Opponent	Score	
287	N	Savannah St.	10	1

Eastern Mich.

E
a
s
t
e
r
n
M
i
c
h
.

E
a
s
t
e
r
n
M
i
c
h
.

Average RPI Win: 252		WON-LOST RECORD		WINNING PCT. RANK		LAST 10 GAMES		STRENGTH OF SCHEDULE		OPP. STRENGTH OF SCHEDULE		TEAM RPI		ADJ RPI		CONF. RPI		ADJ CONF. RPI	
DIV. I ONLY		10-16-0		.38462 206		6-4-0		215		263		228		.43491 223		31		31	
DIV. I NON-CONF.		4-14-0		.22222 258		1-3-0		31		242		204		.45429 204		31		31	
TOTALS		RPI 1-25		RPI 26-50		W-L RECORDS		RPI 51-100		RPI 101-150		RPI 150+							
10-16-0		0-1-0		0-1-0		OVERALL		0-7-0		1-0-0		9-7-0							
2-1-0		0-0-0		0-0-0		HOME		0-0-0		0-0-0		2-1-0							
4-9-0		0-0-0		0-1-0		AWAY		0-7-0		0-0-0		4-0-0							
4-6-0		0-1-0		0-0-0		NEUTRAL		0-0-0		1-0-0		3-5-0							
4-14-0		0-1-0		0-1-0		NON-CONFERENCE		0-7-0		1-0-0		3-5-0							
0-0-0		0-0-0		0-0-0		HOME		0-0-0		0-0-0		0-0-0							
0-8-0		0-0-0		0-0-		AWAY		0-7-0		0-0-0		0-0-0							
4-6-0		0-1-0		0-0-0		NEUTRAL		0-0-0		1-0-0		3-5-0							
6-2-0		0-0-0		0-0-0		CONFERENCE		0-0-0		0-0-0		6-2-0							
2-1-0		0-0-0		0-0-0		HOME		0-0-0		0-0-0		2-1-0							
4-1-0		0-0-0		0-0-0		AWAY		0-0-0		0-0-0		4-1-0							
0-0-0		0-0-0		0-0-0		NEUTRAL		0-0-0		0-0-0		0-0-0							
RPI S	Opponent	Score		RPI S	Opponent	Score		RPI S	Opponent	Score		RPI S	Opponent	Score					
24 N	Marshall	6	7	40 A	North Carolina	2	8	74 A	UNCW	4	5	141 N	Miami (OH)	7	5				
								74 A	UNCW	1	4	153 N	Towson	2	17				
								80 A	Liberty	0	7	168 N	Bucknell	0	5				
								80 A	Liberty	1	13	168 N	Bucknell	4	5				
								100 A	Elon	0	2	190 N	Seton Hall	1	12				
								100 A	Elon	3	5	200 N	Youngstown St.	2	0				
								100 A	Elon	5	6	243 H	Delaware St.	5	6				
												243 H	Delaware St.	10	3				
												243 H	Delaware St.	8	0				
												257 N	Siena	7	5				
												274 N	Holy Cross	3	2				
												274 N	Holy Cross	4	7				
												281 A	N.C. Central	2	4				
												281 A	N.C. Central	5	3				
												294 A	Howard	5	1				
												294 A	Howard	13	1				
												294 A	Howard	7	2				
LAST 10 GAMES				243 H Delaware St.				5	6	294 A Howard				13	1				
				243 H Delaware St.				10	3	294 A Howard				5	1				
				243 H Delaware St.				8	0	294 A Howard				7	2				
				80 A Liberty				0	7	74 A UNCW				1	4				
				80 A Liberty				1	13	257 N Siena				7	5				

Non-Div. I Games:

Hampton

Average RPI Win:		255	WON-LOST RECORD		WINNING PCT. RANK		LAST 10 GAMES		STRENGTH OF SCHEDULE		OPP. STRENGTH OF SCHEDULE		TEAM RPI		ADJ RPI		CONF. RPI		ADJ CONF. RPI				
Average RPI Loss:		92																					
DIV. I ONLY			14-24-1		.37179	215	9-1-0		234		146		226		.43475	224	31		31				
DIV. I NON-CONF.			3-24-1		.125	276	0-1-0		64		28		235		.43255	234	31		31				
TOTALS		RPI 1-25		RPI 26-50		W-L RECORDS		RPI 51-100		RPI 101-150		RPI 150+											
14-24-1		0-5-0		0-4-0		OVERALL		0-5-0		1-4-0		13-6-1											
4-1-0		0-0-0		0-0-0		HOME		0-0-0		1-1-0		3-0-0											
7-7-0		0-2-0		0-1-0		AWAY		0-3-0		0-0-0		7-1-0											
3-16-1		0-3-0		0-3-0		NEUTRAL		0-2-0		0-3-0		3-5-1											
3-24-1		0-5-0		0-4-0		NON-CONFERENCE		0-5-0		1-4-0		2-6-1											
1-1-0		0-0-0		0-0-0		HOME		0-0-0		1-1-0		0-0-0											
1-7-0		0-2-0		0-0-		AWAY		0-3-0		0-0-0		1-1-0											
1-16-1		0-3-0		0-3-0		NEUTRAL		0-2-0		0-3-0		1-5-1											
11-0-0		0-0-0		0-0-0		CONFERENCE		0-0-0		0-0-0		11-0-0											
3-0-0		0-0-0		0-0-0		HOME		0-0-0		0-0-0		3-0-0											
6-0-0		0-0-0		0-0-0		AWAY		0-0-0		0-0-0		6-0-0											
2-0-0		0-0-0		0-0-0		NEUTRAL		0-0-0		0-0-0		2-0-0											
RPI	S	Opponent		Score		RPI	S	Opponent		Score		RPI	S	Opponent		Score		RPI	S	Opponent		Score	
3	A	Florida		1	8	27	N	Arkansas		0	5	54	N	FIU		1	12	112	H	Troy		6	5
6	A	Florida St.		0	5	27	N	Arkansas		0	9	54	N	FIU		0	8	112	H	Troy		0	4
19	N	Kentucky		0	2	35	N	Pittsburgh		2	5	55	A	UCF		1	2	137	N	Furman		1	3
19	N	Kentucky		2	4	37	A	Fla. Atlantic		1	9	55	A	UCF		2	10	137	N	Furman		0	4
19	N	Kentucky		0	3							56	A	South Fla.		3	4	144	N	Army West Point		0	3
																		157	A	Mercer		7	8
																		157	A	Mercer		9	6
																		160	N	UConn		0	6
																		164	N	Maryland		5	1
																		166	N	Northwestern St.		3	3
																		179	N	Rutgers		5	7
																		210	N	Colgate		9	10
																		237	N	Albany (NY)		6	7
																		262	N	Yale		6	7
																		280	A	N.C. A&T		9	7
																		280	A	N.C. A&T		5	2
																		280	A	N.C. A&T		2	0
																		281	H	N.C. Central		2	1
																		281	H	N.C. Central		5	0
																		281	H	N.C. Central		7	0
																		288	A	South Carolina St.		15	0
								LAST 10 GAMES										288	A	South Carolina St.		14	1
								280 A N.C. A&T		2	0			288 A South Carolina St.		20	3	288	A	South Carolina St.		20	3
								280 A N.C. A&T		5	2			281 H N.C. Central		7	0	294	N	Howard		8	1
								280 A N.C. A&T		9	7			281 H N.C. Central		5	0	294	N	Howard		10	1
								288 A South Carolina St.		15	0			281 H N.C. Central		2	1						
								288 A South Carolina St.		14	1			56 A South Fla.		3	4						

Non-Div. I Games:

Florida A&M

[illegible]

Non-Div. I Games:

Western Mich.

W
e
s
t
e
r
n
C
a
r
o
.

Western Caro.

[illegible]

Non-Div. I Games:

Morgan St.

Average RPI Win: 227		WON-LOST	WINNING	LAST 10	STRENGTH OF		OPP. STRENGTH	TEAM	ADJ	CONF.	ADJ CONF.
Average RPI Loss: 166		RECORD	PCT. RANK	GAMES	SCHEDULE		OF SCHEDULE	RPI	RPI	RPI	RPI
DIV. I ONLY		14-17-0	.45161	160	6-3-0		262	249	234	.43274	228
DIV. I NON-CONF.		11-14-0	.44	167	3-0-0		211	257	199	.45862	199
TOTALS		RPI 1-25	RPI 26-50		W-L RECORDS		RPI 51-100		RPI 101-150		RPI 150+
14-17-0	0-1-0	0-0-0		OVERALL		2-3-0		0-2-0		12-11-0	
5-1-0	0-0-0	0-0-0		HOME		0-0-0		0-0-0		5-1-0	
2-8-0	0-0-0	0-0-0		AWAY		0-1-0		0-2-0		2-5-0	
7-8-0	0-1-0	0-0-0		NEUTRAL		2-2-0		0-0-0		5-5-0	
11-14-0	0-1-0	0-0-0		NON-CONFERENCE		2-3-0		0-2-0		9-8-0	
2-0-0	0-0-0	0-0-0		HOME		0-0-0		0-0-0		2-0-0	
2-6-0	0-0-0	0-0-0		AWAY		0-1-0		0-2-0		2-3-0	
7-8-0	0-1-0	0-0-0		NEUTRAL		2-2-0		0-0-0		5-5-0	
3-3-0	0-0-0	0-0-0		CONFERENCE		0-0-0		0-0-0		3-3-0	
3-1-0	0-0-0	0-0-0		HOME		0-0-0		0-0-0		3-1-0	
0-2-0	0-0-0	0-0-0		AWAY		0-0-0		0-0-0		0-2-0	
0-0-0	0-0-0	0-0-0		NEUTRAL		0-0-0		0-0-0		0-0-0	
RPI S	Opponent	Score		RPI S	Opponent	Score		RPI S	Opponent	Score	
1 N	Arizona	1	7					57 A	CSUN	0	8
								73 N	Central Mich.	3	0
								77 N	Murray St.	2	0
								83 N	Boise St.	12	25
								88 N	Weber St.	1	2
								130 A	UC Riverside	4	12
								130 A	UC Riverside	4	5
								156 A	LIU Brooklyn	0	8
								165 N	Villanova	2	1
								168 N	Bucknell	11	15
								187 N	Northern Colo.	0	10
								188 N	North Dakota	3	2
								203 A	George Washington	2	10
								203 A	George Washington	2	11
								214 A	Monmouth	1	2
								214 A	Monmouth	1	2
								217 N	Boston U.	1	8
								219 N	Oakland	7	8
								222 N	Eastern Mich.	4	3
								247 A	Wagner	9	5
								247 A	Wagner	4	0
								258 N	CSU Bakersfield	3	1
								260 N	Bryant	11	3
								260 N	Bryant	1	4
								286 H	Rider	2	0
								286 H	Rider	5	2
								290 H	Hartford	2	1
								290 H	Hartford	5	0
								292 H	Saint Peter's	8	2
								292 H	Saint Peter's	0	1
LAST 10 GAMES											
				214 A	Monmouth	1	2	292 H	Saint Peter's	8	2
				214 A	Monmouth	1	2	290 H	Hartford	5	0
				286 H	Rider	5	2	290 H	Hartford	2	1
				286 H	Rider	2	0	247 A	Wagner	4	0
				292 H	Saint Peter's	0	1	247 A	Wagner	9	5

Non-Div. I Games:

Quinnipiac

Average RPI Win:	212	WON-LOST RECORD	WINNING PCT. RANK	LAST 10 GAMES	STRENGTH OF SCHEDULE	OPP. STRENGTH OF SCHEDULE	TEAM RPI	ADJ RPI	CONF. RPI	ADJ CONF. RPI		
DIV. I ONLY		10-16-0	.38462	206	3-7-0	236	222	231	.43156	229	22	22
DIV. I NON-CONF.		8-12-0	.4	191	1-3-0	193	230	202	.45446	203	21	21
<hr/>												
TOTALS	RPI 1-25	RPI 26-50		W-L RECORDS		RPI 51-100		RPI 101-150		RPI 150+		
10-16-0	0-0-0	0-1-0		OVERALL		0-2-0		1-8-0		9-5-0		
5-2-0	0-0-0	0-0-0		HOME		0-0-0		0-0-0		5-2-0		
2-6-0	0-0-0	0-0-0		AWAY		0-1-0		1-4-0		1-1-0		
3-8-0	0-0-0	0-1-0		NEUTRAL		0-1-0		0-4-0		3-2-0		
<hr/>												
8-12-0	0-0-0	0-1-0		NON-CONFERENCE		0-2-0		1-5-0		7-4-0		
3-1-0	0-0-0	0-0-0		HOME		0-0-0		0-0-0		3-1-0		
2-3-0	0-0-0	0-0-		AWAY		0-1-0		1-1-0		1-1-0		
3-8-0	0-0-0	0-1-0		NEUTRAL		0-1-0		0-4-0		3-2-0		
<hr/>												
2-4-0	0-0-0	0-0-0		CONFERENCE		0-0-0		0-3-0		2-1-0		
2-1-0	0-0-0	0-0-0		HOME		0-0-0		0-0-0		2-1-0		
0-3-0	0-0-0	0-0-0		AWAY		0-0-0		0-3-0		0-0-0		
0-0-0	0-0-0	0-0-0		NEUTRAL		0-0-0		0-0-0		0-0-0		
<hr/>												
RPI S	Opponent	Score	RPI S	Opponent	Score	RPI S	Opponent	Score	RPI S	Opponent	Score	
			44 N	Cal Poly	3 11	66 A	Utah St.	2 11	105 A	Nevada	6 7	
						66 N	Utah St.	2 6	105 A	Nevada	11 7	
									107 N	UC Santa Barbara	7 9	
									119 N	UNLV	2 7	
									134 N	Montana	6 9	
									139 N	UC Davis	3 4	
									140 A	New Mexico St.	3 7	
									140 A	New Mexico St.	5 8	
									140 A	New Mexico St.	3 4	
									163 N	Iowa St.	1 0	
									170 N	San Diego	9 10	
									177 A	Idaho St.	6 2	
									177 A	Idaho St.	3 6	
									215 H	Maine	14 3	
									215 H	Maine	7 3	
									240 N	Saint Mary's (CA)	8 7	
									240 N	Saint Mary's (CA)	5 1	
									240 N	Saint Mary's (CA)	1 2	
									247 H	Wagner	2 5	
									247 H	Wagner	9 1	
									258 H	CSU Bakersfield	9 1	
									258 H	CSU Bakersfield	6 2	
									258 H	CSU Bakersfield	5 6	
<hr/>												
LAST 10 GAMES												
			258 H	CSU Bakersfield	9 1	140 A	New Mexico St.	5 8	258 H	CSU Bakersfield	5 6	
			258 H	CSU Bakersfield	5 6	177 A	Idaho St.	6 2				
			258 H	CSU Bakersfield	6 2	177 A	Idaho St.	3 6				
			140 A	New Mexico St.	3 7	66 A	Utah St.	2 11				
			140 A	New Mexico St.	3 4	247 H	Wagner	2 5				

Non-Div. I Games:

Utah Valley

Average RPI Win:	235	WON-LOST RECORD	WINNING PCT. RANK	LAST 10 GAMES	STRENGTH OF SCHEDULE	OPP. STRENGTH OF SCHEDULE	TEAM RPI	ADJ RPI	CONF. RPI	ADJ CONF. RPI		
DIV. I ONLY		13-20-0	.39394	197	6-4-0	219	258	221	.43147	230	30	30
DIV. I NON-CONF.		9-16-0	.36	211	2-0-0	203	249	225	.43634	230	30	30
<hr/>												
TOTALS	RPI 1-25	RPI 26-50		W-L RECORDS		RPI 51-100		RPI 101-150		RPI 150+		
13-20-0	0-0-0	0-1-0		OVERALL		0-5-0		0-3-0		13-11-0		
5-1-0	0-0-0	0-0-0		HOME		0-0-0		0-0-0		5-1-0		
4-9-0	0-0-0	0-1-0		AWAY		0-3-0		0-1-0		4-4-0		
4-10-0	0-0-0	0-0-0		NEUTRAL		0-2-0		0-2-0		4-6-0		
<hr/>												
9-16-0	0-0-0	0-1-0		NON-CONFERENCE		0-5-0		0-3-0		9-7-0		
2-0-0	0-0-0	0-0-0		HOME		0-0-0		0-0-0		2-0-0		
3-6-0	0-0-0	0-0-		AWAY		0-3-0		0-1-0		3-1-0		
4-10-0	0-0-0	0-0-0		NEUTRAL		0-2-0		0-2-0		4-6-0		
<hr/>												
4-4-0	0-0-0	0-0-0		CONFERENCE		0-0-0		0-0-0		4-4-0		
3-1-0	0-0-0	0-0-0		HOME		0-0-0		0-0-0		3-1-0		
1-3-0	0-0-0	0-0-0		AWAY		0-0-0		0-0-0		1-3-0		
0-0-0	0-0-0	0-0-0		NEUTRAL		0-0-0		0-0-0		0-0-0		
<hr/>												
RPI S	Opponent	Score	RPI S	Opponent	Score	RPI S	Opponent	Score	RPI S	Opponent	Score	
			37 A	Fla. Atlantic	0 3	51 N	Fordham	1 2	103 A	Charlotte	5 8	
			54 A	FIU	0 8	144 N	Army West Point	1 7				
			54 A	FIU	2 10	144 N	Army West Point	3 6				
			54 A	FIU	3 10	179 N	Rutgers	3 0				
			59 N	Illinois St.	3 5	190 N	Saint Joseph's	6 12				
			207 A	Providence	1 7							
			210 N	Colgate	3 2							
			218 A	Marist	4 1							
			218 A	Marist	1 4							
			235 H	Columbia	2 1							
			235 H	Columbia	4 2							
			235 N	Columbia	9 5							
			236 N	La Salle	4 12							
			236 N	La Salle	4 6							
			238 N	Bethune-Cookman	4 10							
			239 A	George Mason	6 4							
			239 A	George Mason	3 0							
			241 A	Sacred Heart	2 1							
			251 N	Chattanooga	6 4							
						256 H	Canisius	4 0				
256 H	Canisius	4 5										
257 A	Siena	3 11										
257 A	Siena	2 10										
261 H	Niagara	8 3										
261 H	Niagara	2 0										
268 N	Robert Morris	10 11										
268 N	Robert Morris	1 3										
LAST 10 GAMES												
257 A	Siena	2 10	235 H	Columbia	2 1	257 A	Siena	2 10				
257 A	Siena	3 11	256 H	Canisius	4 5	261 H	Niagara	8 3				
218 A	Marist	1 4	256 H	Canisius	4 0	261 H	Niagara	2 0				
218 A	Marist	4 1	261 H	Niagara	2 0	268 N	Robert Morris	10 11				
235 H	Columbia	4 2	261 H	Niagara	8 3	268 N	Robert Morris	1 3				

Non-Div. I Games:

Fairfield

Average RPI Win: 215		WON-LOST RECORD	WINNING PCT. RANK	LAST 10 GAMES	STRENGTH OF SCHEDULE	OPP. STRENGTH OF SCHEDULE	TEAM RPI	ADJ RPI		CONF. RPI	ADJ CONF. RPI
Average RPI Loss: 118											
DIV. I ONLY		11-27-0	.28947 256	4-6-0	166	192	230	.43135 231	22	22	
DIV. I NON-CONF.		7-25-0	.21875 260	0-4-0	158	199	248	.41802 249	21	21	
<hr/>											
TOTALS	RPI 1-25	RPI 26-50		W-L RECORDS	RPI 51-100		RPI 101-150		RPI 150+		
11-27-0	0-0-0	0-3-0		OVERALL	1-10-0		2-8-0		8-6-0		
1-5-0	0-0-0	0-0-0		HOME	1-3-0		0-0-0		0-2-0		
3-13-0	0-0-0	0-2-0		AWAY	0-4-0		0-5-0		3-2-0		
7-9-0	0-0-0	0-1-0		NEUTRAL	0-3-0		2-3-0		5-2-0		
<hr/>											
7-25-0	0-0-0	0-3-0		NON-CONFERENCE	0-8-0		2-8-0		5-6-0		
0-3-0	0-0-0	0-0-0		HOME	0-1-0		0-0-0		0-2-0		
0-13-0	0-0-0	0-0-		AWAY	0-4-0		0-5-0		0-2-0		
7-9-0	0-0-0	0-1-0		NEUTRAL	0-3-0		2-3-0		5-2-0		
<hr/>											
4-2-0	0-0-0	0-0-0		CONFERENCE	1-2-0		0-0-0		3-0-0		
1-2-0	0-0-0	0-0-0		HOME	1-2-0		0-0-0		0-0-0		
3-0-0	0-0-0	0-0-0		AWAY	0-0-0		0-0-0		3-0-0		
0-0-0	0-0-0	0-0-0		NEUTRAL	0-0-0		0-0-0		0-0-0		
<hr/>											
RPI S	Opponent	Score	RPI S	Opponent	Score	RPI S	Opponent	Score	RPI S	Opponent	Score
			27 A	Arkansas	1 13	65 N	Wichita St.	3 6	104 A	UT Arlington	1 10
			27 A	Arkansas	0 10	65 N	Wichita St.	0 12	104 A	UT Arlington	0 4
			30 N	Tulsa	0 9	69 H	Grand Canyon	1 10	111 N	UNCG	1 4
						69 H	Grand Canyon	3 1	114 N	Nicholls St.	8 4
						69 H	Grand Canyon	0 9	118 A	Kansas	3 5
						85 A	Coastal Caro.	2 3	124 N	Drake	3 2
						85 A	Coastal Caro.	0 7	130 A	UC Riverside	2 6
						86 A	Belmont	4 9	130 A	UC Riverside	2 12
						86 A	Belmont	6 7	142 N	Pacific	1 9
						99 H	Missouri St.	0 8	142 N	Pacific	4 12
						99 N	Missouri St.	0 8	173 N	Omaha	7 5
									182 H	Southeast Mo. St.	2 4
									182 N	Southeast Mo. St.	0 10
									209 H	Saint Louis	4 6
									240 A	Saint Mary's (CA)	1 3
									240 A	Saint Mary's (CA)	0 4
									258 A	CSU Bakersfield	5 3
									258 A	CSU Bakersfield	3 1
									258 A	CSU Bakersfield	10 6
									259 N	UMBC	4 2
									259 N	UMBC	4 7
									275 N	Green Bay	12 7
									286 N	Rider	5 3
									286 N	Rider	8 0
<hr/>											
			LAST 10 GAMES								
			69 H	Grand Canyon	3 1	258 A	CSU Bakersfield	5 3			
			69 H	Grand Canyon	1 10	240 A	Saint Mary's (CA)	0 4			
			69 H	Grand Canyon	0 9	240 A	Saint Mary's (CA)	1 3			
			258 A	CSU Bakersfield	3 1	130 A	UC Riverside	2 6			
			258 A	CSU Bakersfield	10 6	142 N	Pacific	4 12			

Non-Div. I Games:

UMKC

Akron

Average RPI Win: 222		WON-LOST	WINNING	LAST 10	STRENGTH OF	OPP. STRENGTH	TEAM	ADJ	CONF.	ADJ CONF.					
Average RPI Loss: 150		RECORD	PCT. RANK	GAMES	SCHEDULE	OF SCHEDULE	RPI	RPI	RPI	RPI					
DIV. I ONLY		16-21-0	.43243	170	4-6-0	249	234	223	.4309	232	16	16			
DIV. I NON-CONF.		11-15-0	.42308	180	0-2-0	275	248	244	.41925	246	18	18			
<hr/>															
TOTALS		RPI 1-25	RPI 26-50		W-L RECORDS		RPI 51-100		RPI 101-150		RPI 150+				
16-21-0		0-0-0	0-1-0		OVERALL		2-5-0		1-9-0		13-6-0				
2-5-0		0-0-0	0-0-0		HOME		1-2-0		0-0-0		1-3-0				
6-10-0		0-0-0	0-1-0		AWAY		0-2-0		1-5-0		5-2-0				
8-6-0		0-0-0	0-0-0		NEUTRAL		1-1-0		0-4-0		7-1-0				
11-15-0		0-0-0	0-1-0		NON-CONFERENCE		1-3-0		0-7-0		10-4-0				
0-2-0		0-0-0	0-0-0		HOME		0-0-0		0-0-0		0-2-0				
3-7-0		0-0-0	0-0-		AWAY		0-2-0		0-3-0		3-1-0				
8-6-0		0-0-0	0-0-0		NEUTRAL		1-1-0		0-4-0		7-1-0				
5-6-0		0-0-0	0-0-0		CONFERENCE		1-2-0		1-2-0		3-2-0				
2-3-0		0-0-0	0-0-0		HOME		1-2-0		0-0-0		1-1-0				
3-3-0		0-0-0	0-0-0		AWAY		0-0-0		1-2-0		2-1-0				
0-0-0		0-0-0	0-0-0		NEUTRAL		0-0-0		0-0-0		0-0-0				
RPI	S	Opponent	Score	RPI	S	Opponent	Score	RPI	S	Opponent	Score				
				43	A	Kennesaw St.	4 8	73	H	Central Mich.	6 2	111	N	UNCG	6 8
								73	H	Central Mich.	0 7	118	N	Kansas	1 2
								73	H	Central Mich.	0 4	118	N	Kansas	0 6
								91	A	Stetson	6 10	125	A	Northern Ill.	10 3
								91	A	Stetson	5 11	125	A	Northern Ill.	1 3
								97	N	UT Martin	2 13	125	A	Northern Ill.	0 3
								97	N	UT Martin	3 2	132	A	Morehead St.	0 1
												136	A	Jacksonville	1 9
												136	A	Jacksonville	1 2
												148	N	UAB	2 7
												200	A	Youngstown St.	2 0
												200	A	Youngstown St.	1 4
												219	N	Oakland	3 1
												222	A	Eastern Mich.	10 1
												222	A	Eastern Mich.	9 0
												222	A	Eastern Mich.	0 3
												233	N	Dartmouth	4 0
												239	A	George Mason	8 0
												253	A	Alabama St.	11 3
												269	N	Fort Wayne	1 0
												269	N	Fort Wayne	5 3
												276	N	Cornell	7 8
												278	H	Buffalo	4 1
												278	H	Buffalo	0 3
												280	N	N.C. A&T	6 5
												280	N	N.C. A&T	6 1
												282	H	Cleveland St.	5 8
												282	H	Cleveland St.	5 8
<hr/>															
LAST 10 GAMES															
												222	A	Eastern Mich.	9 0
												222	A	Eastern Mich.	10 1
												222	A	Eastern Mich.	0 3
												282	H	Cleveland St.	6 7
												282	H	Cleveland St.	5 8

Non-Div. I Games:

Akron

RPI	S	Opponent	Score	
282	H	Cleveland St.	6	7
287	N	Savannah St.	8	0

Akron

A
k
r
o
n

A
k
r
o
n

Average RPI Win: 213		WON-LOST RECORD		WINNING PCT. RANK		LAST 10 GAMES		STRENGTH OF SCHEDULE		OPP. STRENGTH OF SCHEDULE		TEAM RPI		ADJ RPI		CONF. RPI		ADJ CONF. RPI	
DIV. I ONLY		6-21-1		.23214 272		5-5-0		139		141		235		.4298 233		28		28	
DIV. I NON-CONF.		1-18-1		.075 287		0-2-0		94		41		251		.41197 252		28		28	
TOTALS		RPI 1-25		RPI 26-50		W-L RECORDS		RPI 51-100		RPI 101-150		RPI 150+							
6-21-1		0-3-0		0-5-0		OVERALL		0-1-0		1-6-0		5-6-1							
4-0-0		0-0-0		0-0-0		HOME		0-0-0		0-0-0		4-0-0							
2-9-0		0-1-0		0-3-0		AWAY		0-0-0		1-1-0		1-3-0							
0-12-1		0-2-0		0-2-0		NEUTRAL		0-1-0		0-4-0		0-3-1							
1-18-1		0-3-0		0-5-0		NON-CONFERENCE		0-1-0		1-6-0		0-3-1							
0-0-0		0-0-0		0-0-0		HOME		0-0-0		0-0-0		0-0-0							
1-6-0		0-1-0		0-0-		AWAY		0-0-0		1-2-0		0-0-0							
0-12-1		0-2-0		0-2-0		NEUTRAL		0-1-0		0-4-0		0-3-1							
5-3-0		0-0-0		0-0-0		CONFERENCE		0-0-0		0-0-0		5-3-0							
4-0-0		0-0-0		0-0-0		HOME		0-0-0		0-0-0		4-0-0							
1-3-0		0-0-0		0-0-0		AWAY		0-0-0		0-0-0		1-3-0							
0-0-0		0-0-0		0-0-0		NEUTRAL		0-0-0		0-0-0		0-0-0							
RPI	S	Opponent		Score		RPI	S	Opponent		Score		RPI	S	Opponent		Score			
5	A	UCLA		2	4	31	A	Louisiana		5	12	94	N	Bradley		3	6		
16	N	BYU		1	5	43	A	Kennesaw St.		0	9			124 N Drake		2	3		
16	N	BYU		0	4	43	A	Kennesaw St.		5	9			127 N DePaul		2	6		
						44	N	Cal Poly		0	11			130 A UC Riverside		5	2		
						44	N	Cal Poly		1	2			133 A Loyola Marymount		0	8		
														133 A Loyola Marymount		2	19		
														142 N Pacific		5	14		
														148 N UAB		5	11		
														151 N Sacramento St.		1	9		
														164 N Maryland		5	5		
														197 H Princeton		6	0		
														197 H Princeton		6	5		
														204 A Penn		8	5		
														204 A Penn		7	8		
														232 N Akron		0	4		
														235 A Columbia		3	4		
														235 A Columbia		5	6		
														264 N Mississippi Val.		5	13		
														276 H Cornell		9	8		
														276 H Cornell		3	1		
LAST 10 GAMES																			
						276	H	Cornell		3	1	204	A	Penn		8	5		
						197	H	Princeton		6	5	235	A	Columbia		5	6		
						197	H	Princeton		6	0	235	A	Columbia		3	4		
						276	H	Cornell		9	8	5	A	UCLA		2	4		
						204	A	Penn		7	8	142	N	Pacific		5	14		

Non-Div. I Games:

Dartmouth

C
o
l
u
m
b
i
a

Columbia

L
a
s
a
l
l
e

La Salle

RPI	S	Opponent	Score
273	A	St. Bonaventure	6 2

La Salle

Average RPI Win: 237		WON-LOST RECORD		WINNING PCT. RANK		LAST 10 GAMES		STRENGTH OF SCHEDULE		OPP. STRENGTH OF SCHEDULE		TEAM RPI		ADJ RPI		CONF. RPI		ADJ CONF. RPI	
DIV. I ONLY		16-11-0		.59259 82		5-5-0		292		253		232		.42616 237		29		29	
DIV. I NON-CONF.		15-7-0		.68182 60		4-1-0		293		278		203		.44864 211		29		29	
TOTALS		RPI 1-25		RPI 26-50		W-L RECORDS		RPI 51-100		RPI 101-150		RPI 150+							
16-11-0		0-0-0		0-0-0		OVERALL		0-1-0		2-2-0		14-8-0							
4-2-0		0-0-0		0-0-0		HOME		0-0-0		0-0-0		4-2-0							
1-5-0		0-0-0		0-0-0		AWAY		0-1-0		0-0-0		1-4-0							
11-4-0		0-0-0		0-0-0		NEUTRAL		0-0-0		2-2-0		9-2-0							
15-7-0		0-0-0		0-0-0		NON-CONFERENCE		0-1-0		2-2-0		13-4-0							
4-0-0		0-0-0		0-0-0		HOME		0-0-0		0-0-0		4-0-0							
0-3-0		0-0-0		0-0-		AWAY		0-1-0		0-0-0		0-2-0							
11-4-0		0-0-0		0-0-0		NEUTRAL		0-0-0		2-2-0		9-2-0							
1-4-0		0-0-0		0-0-0		CONFERENCE		0-0-0		0-0-0		1-4-0							
0-2-0		0-0-0		0-0-0		HOME		0-0-0		0-0-0		0-2-0							
1-2-0		0-0-0		0-0-0		AWAY		0-0-0		0-0-0		1-2-0							
0-0-0		0-0-0		0-0-0		NEUTRAL		0-0-0		0-0-0		0-0-0							
RPI	S	Opponent	Score	RPI	S	Opponent	Score	RPI	S	Opponent	Score	RPI	S	Opponent	Score				
79	A	North Florida	3 15	115	N	Kent St.	8 3	137	N	Furman	1 3	137	N	Furman	5 2				
				149	N	Loyola Chicago	0 4	180	A	UMass Lowell	6 9	180	A	UMass Lowell	8 9				
				180	A	UMass Lowell	4 2	199	N	Harvard	4 8	224	N	Florida A&M	7 6				
				226	N	Western Caro.	1 0	235	N	Columbia	5 4	236	N	La Salle	4 2				
				252	A	Central Conn. St.	1 9	252	A	Central Conn. St.	5 13	254	N	Detroit Mercy	3 2				
				257	H	Siena	7 2	257	H	Siena	11 3	265	N	Mt. St. Mary's	6 14				
				265	N	Mt. St. Mary's	15 2	266	H	Stony Brook	2 5	266	H	Stony Brook	5 7				
LAST 10 GAMES								270	N	Brown	13 4	276	H	Cornell	5 1				
180	A	UMass Lowell	8 9	266	H	Stony Brook	5 7	276	H	Cornell	9 0	294	N	Howard	6 5				
180	A	UMass Lowell	6 9	266	H	Stony Brook	2 5	294	N	Howard	7 2								
180	A	UMass Lowell	4 2	257	H	Siena	11 3												
276	H	Cornell	9 0	257	H	Siena	7 2												
276	H	Cornell	5 1	252	A	Central Conn. St.	1 9												

Non-Div. I Games:

Albany (NY)

Average RPI Win: 257		WON-LOST	WINNING	LAST 10	STRENGTH OF		OPP. STRENGTH	TEAM	ADJ		CONF.	ADJ CONF.			
Average RPI Loss: 122		RECORD	PCT. RANK	GAMES	SCHEDULE		OF SCHEDULE	RPI	RPI		RPI	RPI			
DIV. I ONLY		16-26-0	.38095	209	250		185	239	.42542		238	31			
DIV. I NON-CONF.		9-24-0	.27273	241	159		107	228	.4375		227	31			
TOTALS		RPI 1-25	RPI 26-50		W-L RECORDS		RPI 51-100		RPI 101-150		RPI 150+				
16-26-0		0-5-0	0-3-0		OVERALL		0-4-0		0-5-0		16-9-0				
6-4-0		0-0-0	0-1-0		HOME		0-0-0		0-0-0		6-3-0				
6-3-0		0-1-0	0-1-0		AWAY		0-1-0		0-0-0		6-0-0				
4-19-0		0-4-0	0-1-0		NEUTRAL		0-3-0		0-5-0		4-6-0				
9-24-0		0-5-0	0-3-0		NON-CONFERENCE		0-4-0		0-5-0		9-7-0				
5-2-0		0-0-0	0-1-0		HOME		0-0-0		0-0-0		5-1-0				
0-3-0		0-1-0	0-0-		AWAY		0-1-0		0-0-0		0-0-0				
4-19-0		0-4-0	0-1-0		NEUTRAL		0-3-0		0-5-0		4-6-0				
7-2-0		0-0-0	0-0-0		CONFERENCE		0-0-0		0-0-0		7-2-0				
1-2-0		0-0-0	0-0-0		HOME		0-0-0		0-0-0		1-2-0				
6-0-0		0-0-0	0-0-0		AWAY		0-0-0		0-0-0		6-0-0				
0-0-0		0-0-0	0-0-0		NEUTRAL		0-0-0		0-0-0		0-0-0				
RPI S	Opponent	Score		RPI S	Opponent	Score		RPI S	Opponent	Score		RPI S	Opponent	Score	
3 A	Florida	7	15	29 H	Ohio St.	1	2	75 N	Stanford	3	4	108 N	North Carolina St.	2	4
10 N	LSU	1	12	32 N	Texas	1	9	87 N	St. John's (NY)	0	1	112 N	Troy	4	8
15 N	Michigan	4	13	37 A	Fla. Atlantic	0	15	91 A	Stetson	2	13	112 N	Troy	6	9
24 N	Marshall	2	10					91 N	Stetson	5	10	131 N	Delaware	1	3
25 N	Illinois	5	13									144 N	Army West Point	0	1
												156 N	LIU Brooklyn	2	4
												190 N	Saint Joseph's	15	8
												195 N	South Dakota	12	20
												203 N	George Washington	1	7
												207 N	Providence	0	3
												214 N	Monmouth	8	9
												217 N	Boston U.	5	1
												226 H	Western Caro.	6	5
												226 H	Western Caro.	7	5
												230 N	Fairfield	10	4
												239 H	George Mason	4	2
												239 H	George Mason	1	3
												265 H	Mt. St. Mary's	4	2
												265 H	Mt. St. Mary's	11	3
												276 N	Cornell	13	5
												276 N	Cornell	2	9
												280 H	N.C. A&T	4	6
												280 H	N.C. A&T	9	2
												280 H	N.C. A&T	3	4
												281 A	N.C. Central	10	2
												281 A	N.C. Central	11	3
												281 A	N.C. Central	6	0

Non-Div. I Games:

Bethune-Cookman

Bethune-Cookman

Average RPI Win:	203	WON-LOST RECORD	WINNING PCT. RANK	LAST 10 GAMES	STRENGTH OF SCHEDULE	OPP. STRENGTH OF SCHEDULE	TEAM RPI	ADJ RPI	CONF. RPI	ADJ CONF. RPI								
Average RPI Loss:	158																	
DIV. I ONLY	11-24-0	.31429	245	5-5-0	190	237	237	.42314	239	24	23							
DIV. I NON-CONF.	6-20-0	.23077	254	2-2-0	256	234	266	.38282	268	24	24							
<hr/>																		
TOTALS	RPI 1-25	RPI 26-50		W-L RECORDS	RPI 51-100		RPI 101-150		RPI 150+									
11-24-0	0-0-0	0-0-0		OVERALL	1-6-0		1-7-0		9-11-0									
7-12-0	0-0-0	0-0-0		HOME	1-2-0		1-4-0		5-6-0									
3-7-0	0-0-0	0-0-0		AWAY	0-2-0		0-3-0		3-2-0									
1-5-0	0-0-0	0-0-0		NEUTRAL	0-2-0		0-0-0		1-3-0									
<hr/>																		
6-20-0	0-0-0	0-0-0		NON-CONFERENCE	0-4-0		1-7-0		5-9-0									
4-9-0	0-0-0	0-0-0		HOME	0-0-0		1-4-0		3-5-0									
1-6-0	0-0-0	0-0-		AWAY	0-2-0		0-3-0		1-1-0									
1-5-0	0-0-0	0-0-0		NEUTRAL	0-2-0		0-0-0		1-3-0									
<hr/>																		
5-4-0	0-0-0	0-0-0		CONFERENCE	1-2-0		0-0-0		4-2-0									
3-3-0	0-0-0	0-0-0		HOME	1-2-0		0-0-0		2-1-0									
2-1-0	0-0-0	0-0-0		AWAY	0-0-0		0-0-0		2-1-0									
0-0-0	0-0-0	0-0-0		NEUTRAL	0-0-0		0-0-0		0-0-0									
<hr/>																		
RPI S	Opponent	Score	RPI S	Opponent	Score	RPI S	Opponent	Score	RPI S	Opponent	Score							
						51 H Fordham	3	5	108 H	North Carolina St.	0	4						
						51 H Fordham	2	1	136 A	Jacksonville	1	4						
						51 H Fordham	2	5	136 A	Jacksonville	2	10						
						76 N Col. of Charleston	0	8	136 A	Jacksonville	1	8						
						76 N Col. of Charleston	4	7	144 H	Army West Point	5	6						
						91 A Stetson	0	4	144 H	Army West Point	1	12						
						91 A Stetson	4	6	146 H	Virginia	2	7						
									146 H	Virginia	6	2						
									153 H	Towson	1	3						
									153 H	Towson	6	5						
									193 A	Dayton	0	6						
									193 A	Dayton	3	2						
									193 A	Dayton	6	5						
									196 N	Appalachian St.	1	2						
									230 H	Fairfield	0	3						
									230 H	Fairfield	4	6						
									232 H	Akron	0	8						
									235 H	Columbia	0	3						
									235 N	Columbia	8	9						
									235 N	Columbia	5	6						
									235 N	Columbia	10	0						
						LAST 10 GAMES						236 H	La Salle	4	0			
												51 H Fordham	2	1	236 H	La Salle	2	0
												51 H Fordham	3	5	236 H	La Salle	0	9
51 H Fordham	2	5	238 A	Bethune-Cookman	2							4						
146 H Virginia	6	2	238 A	Bethune-Cookman	3							1						
146 H Virginia	2	7	276 H	Cornell	5							3						

Non-Div. I Games:

George Mason

RPI	S	Opponent	Score	
278	H	Buffalo	2	1

George Mason

G
e
o
r
g
e
M
a
s
o
n

G
e
o
r
g
e
M
a
s
o
n

RPI	S	Opponent	Score	
241	N	Sacred Heart	2	1
241	N	Sacred Heart	5	3
258	A	CSU Bakersfield	5	2
258	A	CSU Bakersfield	3	7
258	A	CSU Bakersfield	4	3

Saint Mary's (CA)

S
a
i
n
t
M
a
r
y
'
s
(
C
A
)

S
a
i
n
t
M
a
r
y
'
s
(
C
A
)

Average RPI Win:	225	WON-LOST	WINNING	LAST 10	STRENGTH OF	OPP. STRENGTH	TEAM	ADJ	CONF.	ADJ CONF.	
Average RPI Loss:	166	RECORD	PCT. RANK	GAMES	SCHEDULE	OF SCHEDULE	RPI	RPI	RPI	RPI	
DIV. I ONLY	9-16-0	.36	222	3-6-0	240	243	242	.42018	241	27	27
DIV. I NON-CONF.	8-15-0	.34783	214	2-5-0	234	259	242	.42445	241	27	27
<hr/>											
TOTALS	RPI 1-25	RPI 26-50		W-L RECORDS	RPI 51-100		RPI 101-150		RPI 150+		
9-16-0	0-0-0	0-2-0		OVERALL	0-2-0		0-2-0		9-10-0		
4-6-0	0-0-0	0-0-0		HOME	0-0-0		0-0-0		4-6-0		
0-6-0	0-0-0	0-2-0		AWAY	0-2-0		0-2-0		0-0-0		
5-4-0	0-0-0	0-0-0		NEUTRAL	0-0-0		0-0-0		5-4-0		
8-15-0	0-0-0	0-2-0		NON-CONFERENCE	0-2-0		0-2-0		8-9-0		
3-5-0	0-0-0	0-0-0		HOME	0-0-0		0-0-0		3-5-0		
0-6-0	0-0-0	0-0-		AWAY	0-2-0		0-2-0		0-0-0		
5-4-0	0-0-0	0-0-0		NEUTRAL	0-0-0		0-0-0		5-4-0		
1-1-0	0-0-0	0-0-0		CONFERENCE	0-0-0		0-0-0		1-1-0		
1-1-0	0-0-0	0-0-0		HOME	0-0-0		0-0-0		1-1-0		
0-0-0	0-0-0	0-0-0		AWAY	0-0-0		0-0-0		0-0-0		
0-0-0	0-0-0	0-0-0		NEUTRAL	0-0-0		0-0-0		0-0-0		
RPI	S	Opponent	Score	RPI	S	Opponent	Score	RPI	S	Opponent	Score
44	A	Cal Poly	0 11	57	A	CSUN	0 8	107	A	UC Santa Barbara	1 3
44	A	Cal Poly	0 2	57	A	CSUN	2 3	137	A	Furman	4 7
								169	H	Iona	4 0
								170	N	San Diego	5 4
								174	N	Toledo	3 0
								187	N	Northern Colo.	1 2
								187	N	Northern Colo.	4 3
								203	N	George Washington	0 4
								211	H	Manhattan	0 9
								211	H	Manhattan	0 2
								215	H	Maine	2 3
								215	H	Maine	0 4
								230	H	Fairfield	1 2
								240	N	Saint Mary's (CA)	1 2
								240	N	Saint Mary's (CA)	3 5
								243	N	Delaware St.	8 0
								252	H	Central Conn. St.	2 0
								252	H	Central Conn. St.	2 3
								266	H	Stony Brook	2 0
								266	H	Stony Brook	3 1
								294	N	Howard	12 1
LAST 10 GAMES											
252	H	Central Conn. St.	2 0	211	H	Manhattan	0 2				
252	H	Central Conn. St.	2 3	215	H	Maine	2 3				
169	H	Iona	4 0	215	H	Maine	0 4				
230	H	Fairfield	1 2	266	H	Stony Brook	2 0				
211	H	Manhattan	0 9	266	H	Stony Brook	3 1				

Non-Div. I Games:

Sacred Heart

Average RPI Win:		207	WON-LOST RECORD		WINNING PCT. RANK		LAST 10 GAMES		STRENGTH OF SCHEDULE		OPP. STRENGTH OF SCHEDULE		TEAM RPI		ADJ RPI		CONF. RPI		ADJ CONF. RPI				
DIV. I ONLY			8-31-0		.20513 278		3-7-0		161		130		246		.42005 242		17		18				
DIV. I NON-CONF.			5-19-0		.20833 262		1-1-0		85		91		223		.44411 220		16		16				
TOTALS		RPI 1-25		RPI 26-50		W-L RECORDS		RPI 51-100		RPI 101-150		RPI 150+											
8-31-0		0-2-0		0-4-0		OVERALL		0-9-0		1-4-0		7-12-0											
1-7-0		0-0-0		0-0-0		HOME		0-3-0		0-0-0		1-4-0											
5-14-0		0-1-0		0-1-0		AWAY		0-3-0		1-3-0		4-6-0											
2-10-0		0-1-0		0-3-0		NEUTRAL		0-3-0		0-1-0		2-2-0											
5-19-0		0-2-0		0-4-0		NON-CONFERENCE		0-6-0		1-4-0		4-3-0											
1-1-0		0-0-0		0-0-0		HOME		0-0-0		0-0-0		1-1-0											
2-8-0		0-1-0		0-0-		AWAY		0-3-0		1-3-0		1-0-0											
2-10-0		0-1-0		0-3-0		NEUTRAL		0-3-0		0-1-0		2-2-0											
3-12-0		0-0-0		0-0-0		CONFERENCE		0-3-0		0-0-0		3-9-0											
0-6-0		0-0-0		0-0-0		HOME		0-3-0		0-0-0		0-3-0											
3-6-0		0-0-0		0-0-0		AWAY		0-0-0		0-0-0		3-6-0											
0-0-0		0-0-0		0-0-0		NEUTRAL		0-0-0		0-0-0		0-0-0											
RPI	S	Opponent		Score		RPI	S	Opponent		Score		RPI	S	Opponent		Score		RPI	S	Opponent		Score	
9	A	Baylor		0	3	28	A	Texas St.		2	11	63	H	McNeese		4	15	104	A	UT Arlington		3	11
14	N	Oklahoma		0	14	28	N	Texas St.		0	6	63	H	McNeese		4	6	104	A	UT Arlington		1	7
						30	N	Tulsa		3	7	63	H	McNeese		3	8	126	N	New Mexico		0	11
						36	N	Ole Miss		1	11	64	N	Saint Francis (PA)		3	7	138	A	UTSA		2	10
												64	N	Saint Francis (PA)		2	10	138	A	UTSA		5	4
												92	A	La.-Monroe		1	6	166	A	Northwestern St.		2	8
												93	A	Houston		3	12	166	A	Northwestern St.		9	6
												96	A	Louisiana Tech		0	1	166	A	Northwestern St.		1	4
												99	N	Missouri St.		1	9	188	N	North Dakota		1	2
																		189	H	Sam Houston St.		0	3
																		189	H	Sam Houston St.		2	4
																		189	H	Sam Houston St.		0	10
																		198	A	Central Ark.		5	4
																		198	A	Central Ark.		0	5
																		198	A	Central Ark.		1	6
																		201	A	Samford		3	2
																		212	A	Houston Baptist		0	4
																		212	A	Houston Baptist		2	3
																		212	A	Houston Baptist		4	3
																		213	H	UTEP		5	2
																		213	H	UTEP		3	11
																		244	N	Rhode Island		3	2
																		244	N	Rhode Island		5	7
																		285	N	Ark.-Pine Bluff		3	2
LAST 10 GAMES																							
						166	A	Northwestern St.		1	4	212	A	Houston Baptist		4	3	244	N	Rhode Island		3	2
						166	A	Northwestern St.		9	6	212	A	Houston Baptist		0	4	285	N	Ark.-Pine Bluff		5	7
						166	A	Northwestern St.		2	8	212	A	Houston Baptist		2	3						
						213	H	UTEP		3	11	63	H	McNeese		3	8						
						213	H	UTEP		5	2	63	H	McNeese		4	6						

Non-Div. I Games:

Incarnate Word

Average RPI Win:		273	WON-LOST RECORD		WINNING PCT. RANK		LAST 10 GAMES		STRENGTH OF SCHEDULE		OPP. STRENGTH OF SCHEDULE		TEAM RPI		ADJ RPI		CONF. RPI		ADJ CONF. RPI	
DIV. I ONLY			11-20-0		.35484 227		6-4-0		238		257		245		.4194 243		31		31	
DIV. I NON-CONF.			2-17-0		.10526 282		2-2-0		99		147		252		.41208 251		31		31	
TOTALS		RPI 1-25		RPI 26-50		W-L RECORDS		RPI 51-100		RPI 101-150		RPI 150+								
11-20-0		0-3-0		0-2-0		OVERALL		0-2-0		0-3-0		11-10-0								
4-0-0		0-0-0		0-0-0		HOME		0-0-0		0-0-0		4-0-0								
6-11-0		0-0-0		0-1-0		AWAY		0-2-0		0-3-0		6-5-0								
1-9-0		0-3-0		0-1-0		NEUTRAL		0-0-0		0-0-0		1-5-0								
2-17-0		0-3-0		0-2-0		NON-CONFERENCE		0-2-0		0-3-0		2-7-0								
2-0-0		0-0-0		0-0-0		HOME		0-0-0		0-0-0		2-0-0								
0-8-0		0-0-0		0-0-		AWAY		0-2-0		0-3-0		0-2-0								
0-9-0		0-3-0		0-1-0		NEUTRAL		0-0-0		0-0-0		0-5-0								
9-3-0		0-0-0		0-0-0		CONFERENCE		0-0-0		0-0-0		9-3-0								
2-0-0		0-0-0		0-0-0		HOME		0-0-0		0-0-0		2-0-0								
6-3-0		0-0-0		0-0-0		AWAY		0-0-0		0-0-0		6-3-0								
1-0-0		0-0-0		0-0-0		NEUTRAL		0-0-0		0-0-0		1-0-0								
RPI	S	Opponent		Score		RPI	S	Opponent		Score		RPI	S	Opponent		Score				
21	N	Georgia		0	11	29	N	Ohio St.		0	7	55	A	UCF		3	11			
21	N	Georgia		0	10	48	A	USC Upstate		1	7	82	A	Ga. Southern		2	9			
24	N	Marshall		3	9									136 A Jacksonville		0	9			
														136 A Jacksonville		3	7			
														137 A Furman		0	5			
														155 N Eastern Ky.		0	9			
														157 N Mercer		1	4			
														165 A Villanova		2	6			
														165 A Villanova		1	4			
														216 N Presbyterian		2	10			
														223 A Hampton		3	10			
														223 A Hampton		6	5			
														223 A Hampton		0	8			
														226 N Western Caro.		1	3			
														241 N Sacred Heart		0	8			
														250 H Drexel		4	2			
														250 H Drexel		1	0			
														271 A Norfolk St.		7	0			
														271 A Norfolk St.		2	7			
														271 A Norfolk St.		4	3			
														283 H UMES		3	2			
														283 H UMES		3	2			
														288 N South Carolina St.		16	0			
														293 A Coppin St.		11	9			
														293 A Coppin St.		12	4			
														293 A Coppin St.		6	1			
LAST 10 GAMES						LAST 10 GAMES						LAST 10 GAMES								
														223 A Hampton		6	5			
														223 A Hampton		3	10			
														223 A Hampton		0	8			
														250 H Drexel		4	2			
														250 H Drexel		1	0			
														293 A Coppin St.		11	9			
														293 A Coppin St.		6	1			
														293 A Coppin St.		12	4			
														165 A Villanova		2	6			
														165 A Villanova		1	4			

Non-Div. I Games:

Delaware St.

Average RPI Win: 209		WON-LOST RECORD		WINNING PCT. RANK		LAST 10 GAMES		STRENGTH OF SCHEDULE		OPP. STRENGTH OF SCHEDULE		TEAM RPI		ADJ RPI		CONF. RPI		ADJ CONF. RPI	
DIV. I ONLY		6-22-0		.21429 275		4-6-0		147		174		241		.41784 244		24		23	
DIV. I NON-CONF.		3-16-0		.15789 270		1-1-0		171		139		258		.40126 258		24		24	
TOTALS		RPI 1-25		RPI 26-50		W-L RECORDS		RPI 51-100		RPI 101-150		RPI 150+							
6-22-0		0-0-0		0-2-0		OVERALL		0-10-0		0-2-0		6-8-0							
3-0-0		0-0-0		0-0-0		HOME		0-0-0		0-0-0		3-0-0							
2-12-0		0-0-0		0-0-0		AWAY		0-7-0		0-0-0		2-5-0							
1-10-0		0-0-0		0-2-0		NEUTRAL		0-3-0		0-2-0		1-3-0							
3-16-0		0-0-0		0-2-0		NON-CONFERENCE		0-7-0		0-2-0		3-5-0							
0-0-0		0-0-0		0-0-0		HOME		0-0-0		0-0-0		0-0-0							
2-6-0		0-0-0		0-0-		AWAY		0-4-0		0-0-0		2-2-0							
1-10-0		0-0-0		0-2-0		NEUTRAL		0-3-0		0-2-0		1-3-0							
3-6-0		0-0-0		0-0-0		CONFERENCE		0-3-0		0-0-0		3-3-0							
3-0-0		0-0-0		0-0-0		HOME		0-0-0		0-0-0		3-0-0							
0-6-0		0-0-0		0-0-0		AWAY		0-3-0		0-0-0		0-3-0							
0-0-0		0-0-0		0-0-0		NEUTRAL		0-0-0		0-0-0		0-0-0							
RPI	S	Opponent		Score		RPI	S	Opponent		Score		RPI	S	Opponent		Score			
36	N	Ole Miss		4	18	51	A	Fordham		0	11	105	N	Nevada		0	9		
36	N	Ole Miss		0	13	51	A	Fordham		0	14	105	N	Nevada		3	9		
						51	A	Fordham		0	9	180	A	UMass Lowell		5	10		
						64	N	Saint Francis (PA)		5	6	180	A	UMass Lowell		6	5		
						64	N	Saint Francis (PA)		1	13	190	A	Saint Joseph's		0	11		
						69	A	Grand Canyon		5	7	190	A	Saint Joseph's		1	4		
						80	A	Liberty		6	10	190	A	Saint Joseph's		3	4		
						80	A	Liberty		5	15	207	A	Providence		2	5		
						89	N	San Jose St.		3	4	207	A	Providence		6	2		
						93	A	Houston		0	12	209	H	Saint Louis		10	2		
												209	H	Saint Louis		3	2		
												209	H	Saint Louis		8	3		
												242	N	Incarnate Word		7	5		
												242	N	Incarnate Word		2	3		
												248	N	Portland St.		3	4		
												281	N	N.C. Central		0	5		
LAST 10 GAMES																			
190	A	Saint Joseph's		0	11	209	H	Saint Louis		3	2								
190	A	Saint Joseph's		3	4	209	H	Saint Louis		10	2								
190	A	Saint Joseph's		1	4	209	H	Saint Louis		8	3								
180	A	UMass Lowell		5	10	51	A	Fordham		0	9								
180	A	UMass Lowell		6	5	51	A	Fordham		0	11								

Non-Div. I Games:

Rhode Island

South Dakota .

South Dakota St.

RPI	S	Opponent	Score	
261	N	Niagara	1	2
273	N	St. Bonaventure	8	2
273	N	St. Bonaventure	10	0
274	N	Holy Cross	7	2
277	N	Alabama A&M	1	2
277	N	Alabama A&M	8	0
288	N	South Carolina St.	14	6

South Dakota St.

S
o
u
t
h
D
a
k
o
t
a
S
t
.

S
o
u
t
h
D
a
k
o
t
a
S
t
.

Average RPI Win: 219		WON-LOST	WINNING	LAST 10	STRENGTH OF SCHEDULE	OPP. STRENGTH OF SCHEDULE	TEAM RPI	ADJ RPI		CONF. RPI	ADJ CONF. RPI	
Average RPI Loss: 171		RECORD	PCT. RANK	GAMES								
DIV. I ONLY		4-16-0	.2	280	3-7-0	71	294	243	.41774	246	23	24
DIV. I NON-CONF.		3-8-0	.27273	241	2-1-0	219	293	260	.39588	259	25	25
<hr/>												
TOTALS		RPI 1-25		RPI 26-50		W-L RECORDS		RPI 51-100		RPI 101-150		RPI 150+
4-16-0		0-0-0		0-0-0		OVERALL		0-2-0		1-5-0		3-9-0
3-6-0		0-0-0		0-0-0		HOME		0-0-0		1-5-0		2-1-0
0-8-0		0-0-0		0-0-0		AWAY		0-1-0		0-0-0		0-7-0
1-2-0		0-0-0		0-0-0		NEUTRAL		0-1-0		0-0-0		1-1-0
3-8-0		0-0-0		0-0-0		NON-CONFERENCE		0-2-0		0-0-0		3-6-0
2-1-0		0-0-0		0-0-0		HOME		0-0-0		0-0-0		2-1-0
0-5-0		0-0-0		0-0-		AWAY		0-1-0		0-0-0		0-4-0
1-2-0		0-0-0		0-0-0		NEUTRAL		0-1-0		0-0-0		1-1-0
1-8-0		0-0-0		0-0-0		CONFERENCE		0-0-0		1-5-0		0-3-0
1-5-0		0-0-0		0-0-0		HOME		0-0-0		1-5-0		0-0-0
0-3-0		0-0-0		0-0-0		AWAY		0-0-0		0-0-0		0-3-0
0-0-0		0-0-0		0-0-0		NEUTRAL		0-0-0		0-0-0		0-0-0
RPI	S	Opponent	Score	RPI	S	Opponent	Score	RPI	S	Opponent	Score	
						58 N Ohio	0 8			121 H Lehigh	0 18	
						76 A Col. of Charleston	1 9			121 H Lehigh	3 1	
										121 H Lehigh	1 4	
										144 H Army West Point	7 8	
										144 H Army West Point	2 6	
										144 H Army West Point	0 1	
										168 A Bucknell	0 4	
										168 A Bucknell	1 2	
										168 A Bucknell	1 8	
										204 A Penn	1 9	
										204 A Penn	1 8	
										227 N Morgan St.	0 7	
										227 N Morgan St.	3 2	
										236 H La Salle	3 2	
										236 H La Salle	0 3	
										259 A UMBC	0 5	
										292 H Saint Peter's	5 4	
										293 A Coppin St.	2 3	
<hr/>												
LAST 10 GAMES												
						144 H Army West Point	0 1			121 H Lehigh	0 18	
						144 H Army West Point	2 6			121 H Lehigh	3 1	
						144 H Army West Point	7 8			121 H Lehigh	1 4	
						236 H La Salle	0 3			292 H Saint Peter's	5 4	
						236 H La Salle	3 2			168 A Bucknell	1 8	

Non-Div. I Games:

Lafayette

Average RPI Win: 249		WON-LOST	WINNING	LAST 10	STRENGTH OF		OPP. STRENGTH	TEAM	ADJ	CONF.	ADJ CONF.
Average RPI Loss: 152		RECORD	PCT. RANK	GAMES	SCHEDULE		OF SCHEDULE	RPI	RPI	RPI	RPI
DIV. I ONLY		11-18-0	.37931	210	7-3-0		257	235	247	.41547	247
DIV. I NON-CONF.		7-16-0	.30435	234	3-1-0		187	246	238	.42749	237
TOTALS		RPI 1-25	RPI 26-50		W-L RECORDS		RPI 51-100		RPI 101-150		RPI 150+
11-18-0	0-2-0	0-0-0		OVERALL		0-6-0		0-0-0		11-10-0	
4-4-0	0-0-0	0-0-0		HOME		0-0-0		0-0-0		4-4-0	
7-8-0	0-2-0	0-0-0		AWAY		0-2-0		0-0-0		7-3-0	
0-6-0	0-0-0	0-0-0		NEUTRAL		0-3-0		0-0-0		0-3-0	
7-16-0	0-2-0	0-0-0		NON-CONFERENCE		0-6-0		0-0-0		7-8-0	
0-2-0	0-0-0	0-0-0		HOME		0-0-0		0-0-0		0-2-0	
7-8-0	0-2-0	0-0-0		AWAY		0-3-0		0-0-0		7-3-0	
0-6-0	0-0-0	0-0-0		NEUTRAL		0-3-0		0-0-0		0-3-0	
4-2-0	0-0-0	0-0-0		CONFERENCE		0-0-0		0-0-0		4-2-0	
4-2-0	0-0-0	0-0-0		HOME		0-0-0		0-0-0		4-2-0	
0-0-0	0-0-0	0-0-0		AWAY		0-0-0		0-0-0		0-0-0	
0-0-0	0-0-0	0-0-0		NEUTRAL		0-0-0		0-0-0		0-0-0	
RPI S	Opponent	Score		RPI S	Opponent	Score		RPI S	Opponent	Score	
16 A	BYU	1	7					169 N	Iona	1	15
16 A	BYU	4	5					190 N	Saint Joseph's	2	8
								190 N	Saint Joseph's	2	3
								211 A	Manhattan	3	1
								211 A	Manhattan	5	4
								214 A	Monmouth	3	4
								214 A	Monmouth	5	3
								228 H	Quinnipiac	0	4
								228 H	Quinnipiac	5	9
								229 A	Utah Valley	5	2
								229 A	Utah Valley	1	9
								234 A	Southern Utah	4	10
								234 A	Southern Utah	5	3
								252 H	Central Conn. St.	9	6
								252 H	Central Conn. St.	4	6
								260 H	Bryant	3	0
								260 H	Bryant	1	4
								279 H	Fairleigh Dickinson	10	2
								279 H	Fairleigh Dickinson	5	2
								286 A	Rider	10	0
								286 A	Rider	10	2
LAST 10 GAMES											
260 H	Bryant	3	0	214 A	Monmouth	5	3				
260 H	Bryant	1	4	252 H	Central Conn. St.	4	6				
279 H	Fairleigh Dickinson	5	2	252 H	Central Conn. St.	9	6				
279 H	Fairleigh Dickinson	10	2	286 A	Rider	10	2				
214 A	Monmouth	3	4	286 A	Rider	10	0				

Non-Div. I Games:

Wagner

Average RPI Win:	191	WON-LOST	WINNING	LAST 10	STRENGTH OF	OPP. STRENGTH	TEAM	ADJ	CONF.	ADJ CONF.		
Average RPI Loss:	133	RECORD	PCT. RANK	GAMES	SCHEDULE	OF SCHEDULE	RPI	RPI	RPI	RPI		
DIV. I ONLY		6-25-0	.19355	281	4-6-0	170	149	250	.41451	248	20	20
DIV. I NON-CONF.		2-20-0	.09091	284	0-2-0	66	122	250	.41859	247	20	20
<hr/>												
TOTALS	RPI 1-25	RPI 26-50		W-L RECORDS		RPI 51-100		RPI 101-150		RPI 150+		
6-25-0	0-2-0	0-0-0		OVERALL		0-4-0		1-10-0		5-9-0		
3-3-0	0-0-0	0-0-0		HOME		0-0-0		0-0-0		3-3-0		
2-9-0	0-2-0	0-0-0		AWAY		0-1-0		1-3-0		1-3-0		
1-13-0	0-0-0	0-0-0		NEUTRAL		0-3-0		0-7-0		1-3-0		
<hr/>												
2-20-0	0-2-0	0-0-0		NON-CONFERENCE		0-4-0		1-10-0		1-4-0		
0-0-0	0-0-0	0-0-0		HOME		0-0-0		0-0-0		0-0-0		
1-7-0	0-2-0	0-0-		AWAY		0-1-0		1-3-0		0-1-0		
1-13-0	0-0-0	0-0-0		NEUTRAL		0-3-0		0-7-0		1-3-0		
<hr/>												
4-5-0	0-0-0	0-0-0		CONFERENCE		0-0-0		0-0-0		4-5-0		
3-3-0	0-0-0	0-0-0		HOME		0-0-0		0-0-0		3-3-0		
1-2-0	0-0-0	0-0-0		AWAY		0-0-0		0-0-0		1-2-0		
0-0-0	0-0-0	0-0-0		NEUTRAL		0-0-0		0-0-0		0-0-0		
<hr/>												
RPI	S	Opponent	Score	RPI	S	Opponent	Score	RPI	S	Opponent	Score	
8	A	Oregon	1 3					69	A	Grand Canyon	0 2	
8	A	Oregon	0 8					77	N	Murray St.	1 5	
								89	N	San Jose St.	0 10	
								89	N	San Jose St.	0 8	
								105	N	Nevada	3 10	
								110	N	Southern Ill.	2 10	
								115	N	Kent St.	1 9	
								119	A	UNLV	8 6	
								119	A	UNLV	5 7	
								123	N	East Carolina	2 14	
								123	N	East Carolina	4 18	
								127	N	DePaul	4 7	
								140	N	New Mexico St.	7 8	
								142	A	Pacific	3 7	
								142	A	Pacific	0 6	
								157	A	Mercer	1 5	
								177	A	Idaho St.	4 12	
								177	A	Idaho St.	0 14	
								177	A	Idaho St.	10 2	
								187	H	Northern Colo.	7 2	
								187	H	Northern Colo.	0 8	
								187	H	Northern Colo.	2 0	
								190	N	Seton Hall	5 8	
								193	N	Dayton	1 9	
								193	N	Dayton	2 10	
				LAST 10 GAMES				234	H	Southern Utah	2 7	
				234	H	Southern Utah	2 7	187	H	Northern Colo.	0 8	
				234	H	Southern Utah	10 1	187	H	Northern Colo.	7 2	
				234	H	Southern Utah	4 6	187	H	Northern Colo.	2 0	
				8	A	Oregon	1 3	177	A	Idaho St.	4 12	
				8	A	Oregon	0 8	177	A	Idaho St.	10 2	

Non-Div. I Games:

Portland St.

Average RPI Win: 229		WON-LOST RECORD		WINNING PCT. RANK		LAST 10 GAMES		STRENGTH OF SCHEDULE		OPP. STRENGTH OF SCHEDULE		TEAM RPI		ADJ RPI		CONF. RPI		ADJ CONF. RPI	
DIV. I ONLY		11-25-0		.30556 250		2-7-0		229		216		248		.41134 249		18		17	
DIV. I NON-CONF.		7-18-0		.28 238		0-0-0		244		227		255		.40504 257		17		17	
TOTALS		RPI 1-25		RPI 26-50		W-L RECORDS		RPI 51-100		RPI 101-150		RPI 150+							
11-25-0		0-2-0		0-2-0		OVERALL		0-4-0		2-4-0		9-13-0							
8-10-0		0-0-0		0-0-0		HOME		0-2-0		2-0-0		6-8-0							
3-11-0		0-2-0		0-2-0		AWAY		0-0-0		0-2-0		3-5-0							
0-4-0		0-0-0		0-0-0		NEUTRAL		0-2-0		0-2-0		0-0-0							
7-18-0		0-2-0		0-2-0		NON-CONFERENCE		0-4-0		0-4-0		7-6-0							
5-8-0		0-0-0		0-0-0		HOME		0-2-0		0-0-0		5-6-0							
2-6-0		0-2-0		0-0-		AWAY		0-0-0		0-2-0		2-0-0							
0-4-0		0-0-0		0-0-0		NEUTRAL		0-2-0		0-2-0		0-0-0							
4-7-0		0-0-0		0-0-0		CONFERENCE		0-0-0		2-0-0		2-7-0							
3-2-0		0-0-0		0-0-0		HOME		0-0-0		2-0-0		1-2-0							
1-5-0		0-0-0		0-0-0		AWAY		0-0-0		0-0-0		1-5-0							
0-0-0		0-0-0		0-0-0		NEUTRAL		0-0-0		0-0-0		0-0-0							
RPI	S	Opponent		Score		RPI	S	Opponent		Score		RPI	S	Opponent		Score			
12	A	Alabama		0	9	48	A	USC Upstate		0	8	55	N	UCF		0	5		
22	A	South Carolina		4	9	48	A	USC Upstate		1	2	55	N	UCF		1	9		
												71	H	Syracuse		2	6		
												71	H	Syracuse		2	5		

Non-Div. I Games:

Gardner-Webb

RPI	S	Opponent	Score	
288	A	South Carolina St.	18	6

Gardner-Webb

G
a
r
d
n
e
r
-
W
e
b
b

G
a
r
d
n
e
r
-
W
e
b
b

Average RPI Win:	260	WON-LOST RECORD	WINNING PCT. RANK	LAST 10 GAMES	STRENGTH OF SCHEDULE	OPP. STRENGTH OF SCHEDULE	TEAM RPI	ADJ RPI	CONF. RPI	ADJ CONF. RPI	
DIV. I ONLY		9-17-0	.34615 232	3-7-0	251	238	251	.40974 250	13	13	
DIV. I NON-CONF.		8-9-0	.47059 149	2-2-0	295	270	273	.38234 269	13	13	
<hr/>											
TOTALS	RPI 1-25	RPI 26-50		W-L RECORDS	RPI 51-100		RPI 101-150		RPI 150+		
9-17-0	0-1-0	0-0-0		OVERALL	0-6-0		1-5-0		8-5-0		
3-5-0	0-0-0	0-0-0		HOME	0-3-0		1-2-0		2-0-0		
5-7-0	0-1-0	0-0-0		AWAY	0-3-0		0-1-0		5-2-0		
1-5-0	0-0-0	0-0-0		NEUTRAL	0-0-0		0-2-0		1-3-0		
<hr/>											
8-9-0	0-1-0	0-0-0		NON-CONFERENCE	0-0-0		0-3-0		8-5-0		
2-0-0	0-0-0	0-0-0		HOME	0-0-0		0-0-0		2-0-0		
5-4-0	0-1-0	0-0-		AWAY	0-0-0		0-1-0		5-2-0		
1-5-0	0-0-0	0-0-0		NEUTRAL	0-0-0		0-2-0		1-3-0		
<hr/>											
1-8-0	0-0-0	0-0-0		CONFERENCE	0-6-0		1-2-0		0-0-0		
1-5-0	0-0-0	0-0-0		HOME	0-3-0		1-2-0		0-0-0		
0-3-0	0-0-0	0-0-0		AWAY	0-3-0		0-0-0		0-0-0		
0-0-0	0-0-0	0-0-0		NEUTRAL	0-0-0		0-0-0		0-0-0		
<hr/>											
RPI S	Opponent	Score	RPI S	Opponent	Score	RPI S	Opponent	Score	RPI S	Opponent	Score
19 A	Kentucky	1 9				74 A	UNCW	1 6	102 A	FGCU	3 4
						74 A	UNCW	0 3	115 N	Kent St.	2 5
						74 A	UNCW	1 4	128 N	Evansville	1 5
						100 H	Elon	1 13	131 H	Delaware	0 8
						100 H	Elon	0 3	131 H	Delaware	3 11
						100 H	Elon	5 13	131 H	Delaware	9 7
									163 N	Iowa St.	1 9
									193 A	Dayton	6 3
									206 N	IUPUI	1 2
									243 A	Delaware St.	0 1
									243 A	Delaware St.	2 4
									256 N	Canisius	1 2
									281 A	N.C. Central	5 2
									281 A	N.C. Central	9 0
									282 N	Cleveland St.	3 2
									292 H	Saint Peter's	11 6
									292 H	Saint Peter's	9 0
									294 A	Howard	10 3
									294 A	Howard	16 8
<hr/>											
			LAST 10 GAMES								
			100 H	Elon	5 13	131 H	Delaware	3 11			
			100 H	Elon	0 3	131 H	Delaware	0 8			
			100 H	Elon	1 13	131 H	Delaware	9 7			
			243 A	Delaware St.	2 4	292 H	Saint Peter's	9 0			
			243 A	Delaware St.	0 1	292 H	Saint Peter's	11 6			

Non-Div. I Games:

Drexel

Average RPI Win:		206	WON-LOST RECORD		WINNING PCT. RANK	LAST 10 GAMES	STRENGTH OF SCHEDULE		OPP. STRENGTH OF SCHEDULE	TEAM RPI	ADJ RPI	CONF. RPI	ADJ CONF. RPI
Average RPI Loss:		158											
DIV. I ONLY			12-27-0		.30769 248	3-7-0	245		189	252	.40716 251	21	21
DIV. I NON-CONF.			10-20-0		.33333 217	1-0-0	232		203	239	.42487 240	22	22
TOTALS		RPI 1-25	RPI 26-50		W-L RECORDS		RPI 51-100		RPI 101-150		RPI 150+		
12-27-0		0-1-0	0-2-0		OVERALL		1-5-0		0-1-0		11-18-0		
4-11-0		0-0-0	0-0-0		HOME		1-0-0		0-0-0		3-11-0		
2-3-0		0-0-0	0-0-0		AWAY		0-1-0		0-0-0		2-2-0		
6-13-0		0-1-0	0-2-0		NEUTRAL		0-4-0		0-1-0		6-5-0		
10-20-0		0-1-0	0-2-0		NON-CONFERENCE		1-5-0		0-1-0		9-11-0		
3-6-0		0-0-0	0-0-0		HOME		1-0-0		0-0-0		2-6-0		
1-1-0		0-0-0	0-0-0		AWAY		0-1-0		0-0-0		1-0-0		
6-13-0		0-1-0	0-2-0		NEUTRAL		0-4-0		0-1-0		6-5-0		
2-7-0		0-0-0	0-0-0		CONFERENCE		0-0-0		0-0-0		2-7-0		
1-5-0		0-0-0	0-0-0		HOME		0-0-0		0-0-0		1-5-0		
1-2-0		0-0-0	0-0-0		AWAY		0-0-0		0-0-0		1-2-0		
0-0-0		0-0-0	0-0-0		NEUTRAL		0-0-0		0-0-0		0-0-0		
RPI S	Opponent	Score	RPI S	Opponent	Score	RPI S	Opponent	Score	RPI S	Opponent	Score		
25 N	Illinois	12 13	34 N	Notre Dame	1 9	52 N	Boston College	0 8	103 N	Charlotte	1 9		
			40 N	North Carolina	0 8	54 N	FIU	2 10	154 H	Radford	10 3		
						76 A	Col. of Charleston	2 5	156 N	LIU Brooklyn	6 4		
						80 N	Liberty	1 5	157 A	Mercer	1 7		
						80 N	Liberty	2 11	157 A	Mercer	2 9		
						97 H	UT Martin	6 3	157 A	Mercer	4 3		
									160 H	UConn	1 5		
									166 H	Northwestern St.	5 3		
									180 N	UMass Lowell	1 2		
									192 H	Tennessee Tech	6 7		
									201 H	Samford	0 5		
									201 H	Samford	6 11		
									201 H	Samford	3 4		
									206 H	IUPUI	3 14		
									209 H	Saint Louis	2 5		
									210 N	Colgate	10 0		
									214 N	Monmouth	6 9		
									221 N	Northern Ky.	2 6		
									225 H	Western Mich.	2 4		
									226 H	Western Caro.	2 6		
									226 H	Western Caro.	7 4		
									226 H	Western Caro.	2 11		
									227 N	Morgan St.	8 0		
									227 N	Morgan St.	1 5		
									230 N	Fairfield	4 6		
									260 N	Bryant	5 2		
									267 A	Tennessee St.	6 5		
			LAST 10 GAMES										
			226 H	Western Caro.	7 4	201 H	Samford	0 5	227 N	Morgan St.	8 0		
			226 H	Western Caro.	2 6	267 A	Tennessee St.	6 5	227 N	Morgan St.	1 5		
			226 H	Western Caro.	2 11	157 A	Mercer	2 9	230 N	Fairfield	4 6		
			201 H	Samford	6 11	157 A	Mercer	1 7	260 N	Bryant	5 2		
			201 H	Samford	3 4	157 A	Mercer	4 3	267 A	Tennessee St.	6 5		

Non-Div. I Games:

Chattanooga

RPI	S	Opponent	Score	
268	N	Robert Morris	6	3
279	H	Fairleigh Dickinson	7	8
279	N	Fairleigh Dickinson	6	4

Chattanooga

C
h
a
t
t
a
n
o
o
g
a

C
h
a
t
t
a
n
o
o
g
a

Average RPI Win: 237		WON-LOST RECORD		WINNING PCT. RANK		LAST 10 GAMES		STRENGTH OF SCHEDULE		OPP. STRENGTH OF SCHEDULE		TEAM RPI		ADJ RPI		CONF. RPI		ADJ CONF. RPI	
DIV. I ONLY		7-17-0		.29167 255		5-5-0		220		271		253		.4031 252		27		27	
DIV. I NON-CONF.		4-12-0		.25 248		2-0-0		82		274		230		.43268 233		27		27	
TOTALS		RPI 1-25		RPI 26-50		W-L RECORDS		RPI 51-100		RPI 101-150		RPI 150+							
7-17-0		0-2-0		0-0-0		OVERALL		0-3-0		0-1-0		7-11-0							
3-3-0		0-0-0		0-0-0		HOME		0-0-0		0-0-0		3-3-0							
2-7-0		0-2-0		0-0-0		AWAY		0-1-0		0-0-0		2-4-0							
2-7-0		0-0-0		0-0-0		NEUTRAL		0-2-0		0-1-0		2-4-0							
4-12-0		0-2-0		0-0-0		NON-CONFERENCE		0-3-0		0-1-0		4-6-0							
2-0-0		0-0-0		0-0-0		HOME		0-0-0		0-0-0		2-0-0							
0-5-0		0-2-0		0-0-		AWAY		0-1-0		0-0-0		0-2-0							
2-7-0		0-0-0		0-0-0		NEUTRAL		0-2-0		0-1-0		2-4-0							
3-5-0		0-0-0		0-0-0		CONFERENCE		0-0-0		0-0-0		3-5-0							
1-3-0		0-0-0		0-0-0		HOME		0-0-0		0-0-0		1-3-0							
2-2-0		0-0-0		0-0-0		AWAY		0-0-0		0-0-0		2-2-0							
0-0-0		0-0-0		0-0-0		NEUTRAL		0-0-0		0-0-0		0-0-0							
RPI S	Opponent	Score		RPI S	Opponent	Score		RPI S	Opponent	Score		RPI S	Opponent	Score					
21 A	Georgia	2	8					56 A	South Fla.	2	9	106 N	Michigan St.	5	11				
21 A	Georgia	2	5					74 N	UNCW	0	10	176 N	Butler	1	3				
								74 N	UNCW	0	8	204 N	Penn	6	3				
												225 N	Western Mich.	0	2				
												236 N	La Salle	3	0				
												237 H	Albany (NY)	13	5				
												237 H	Albany (NY)	9	1				
												241 A	Sacred Heart	0	2				
												241 A	Sacred Heart	3	2				
												245 N	South Dakota St.	5	8				
												247 A	Wagner	6	9				
												247 A	Wagner	6	4				
												256 N	Canisius	1	3				
												260 H	Bryant	2	3				
												260 H	Bryant	4	1				
												262 A	Yale	5	7				
												262 A	Yale	3	6				
												268 H	Robert Morris	4	5				
												268 H	Robert Morris	1	3				
LAST 10 GAMES																			
				241 A	Sacred Heart	3	2			247 A	Wagner	6	4						
				241 A	Sacred Heart	0	2			268 H	Robert Morris	4	5						
				260 H	Bryant	4	1			268 H	Robert Morris	1	3						
				260 H	Bryant	2	3			237 H	Albany (NY)	9	1						
				247 A	Wagner	6	9			237 H	Albany (NY)	13	5						

Non-Div. I Games:

Central Conn. St.

Average RPI Win: 272		WON-LOST	WINNING	LAST 10	STRENGTH OF	OPP. STRENGTH	TEAM	ADJ	CONF.	ADJ CONF.				
Average RPI Loss: 161		RECORD	PCT. RANK	GAMES	SCHEDULE	OF SCHEDULE	RPI	RPI	RPI	RPI				
DIV. I ONLY		11-26-0	.2973	254	3-7-0	232	277	257	.40256	253	32	32		
DIV. I NON-CONF.		5-20-0	.2	263	0-2-0	137	220	247	.42005	245	32	32		
<hr/>														
TOTALS		RPI 1-25	RPI 26-50		W-L RECORDS		RPI 51-100		RPI 101-150		RPI 150+			
11-26-0	0-1-0	0-3-0		OVERALL		0-7-0		0-2-0		11-13-0				
8-9-0	0-0-0	0-0-0		HOME		0-2-0		0-2-0		8-5-0				
2-10-0	0-1-0	0-2-0		AWAY		0-3-0		0-0-0		2-4-0				
1-7-0	0-0-0	0-1-0		NEUTRAL		0-2-0		0-0-0		1-4-0				
<hr/>														
5-20-0	0-1-0	0-3-0		NON-CONFERENCE		0-7-0		0-2-0		5-7-0				
3-5-0	0-0-0	0-0-0		HOME		0-2-0		0-2-0		3-1-0				
1-8-0	0-1-0	0-0-		AWAY		0-3-0		0-0-0		1-2-0				
1-7-0	0-0-0	0-1-0		NEUTRAL		0-2-0		0-0-0		1-4-0				
<hr/>														
6-6-0	0-0-0	0-0-0		CONFERENCE		0-0-0		0-0-0		6-6-0				
5-4-0	0-0-0	0-0-0		HOME		0-0-0		0-0-0		5-4-0				
1-2-0	0-0-0	0-0-0		AWAY		0-0-0		0-0-0		1-2-0				
0-0-0	0-0-0	0-0-0		NEUTRAL		0-0-0		0-0-0		0-0-0				
<hr/>														
RPI	S	Opponent	Score		RPI	S	Opponent	Score		RPI	S	Opponent	Score	
2	A	Auburn	0	14	33	A	Mississippi St.	0	10	62	A	South Ala.	0	8
					47	A	Jacksonville St.	0	4	86	A	Belmont	4	5
					47	N	Jacksonville St.	1	12	86	A	Belmont	0	2
										86	N	Belmont	4	12
										97	H	UT Martin	6	14
										98	H	Southern Miss.	1	7
										99	N	Missouri St.	8	13

Non-Div. I Games:

Alabama St.

RPI	S	Opponent	Score	
269	N	Fort Wayne	9	1
269	N	Fort Wayne	5	10

Detroit Mercy

D
e
t
r
o
i
t
M
e
r
c
y

D
e
t
r
o
i
t
M
e
r
c
y

Average RPI Win: 186		WON-LOST RECORD		WINNING PCT. RANK		LAST 10 GAMES		STRENGTH OF SCHEDULE		OPP. STRENGTH OF SCHEDULE		TEAM RPI		ADJ RPI		CONF. RPI		ADJ CONF. RPI	
DIV. I ONLY		6-26-0		.1875 283		1-9-0		179		191		255		.40131 255		17		18	
DIV. I NON-CONF.		5-14-0		.26316 243		0-0-0		224		228		254		.40667 254		16		16	
TOTALS		RPI 1-25		RPI 26-50		W-L RECORDS		RPI 51-100		RPI 101-150		RPI 150+							
6-26-0		0-0-0		0-3-0		OVERALL		0-4-0		3-9-0		3-10-0							
1-7-0		0-0-0		0-0-0		HOME		0-3-0		0-0-0		1-4-0							
2-11-0		0-0-0		0-3-0		AWAY		0-1-0		1-6-0		1-1-0							
3-8-0		0-0-0		0-0-0		NEUTRAL		0-0-0		2-3-0		1-5-0							
5-14-0		0-0-0		0-3-0		NON-CONFERENCE		0-1-0		3-2-0		2-8-0							
0-2-0		0-0-0		0-0-0		HOME		0-0-0		0-0-0		0-2-0							
2-5-0		0-0-0		0-0-		AWAY		0-1-0		1-0-0		1-1-0							
3-7-0		0-0-0		0-0-0		NEUTRAL		0-0-0		2-2-0		1-5-0							
1-12-0		0-0-0		0-0-0		CONFERENCE		0-3-0		0-7-0		1-2-0							
1-5-0		0-0-0		0-0-0		HOME		0-3-0		0-0-0		1-2-0							
0-6-0		0-0-0		0-0-0		AWAY		0-0-0		0-6-0		0-0-0							
0-1-0		0-0-0		0-0-0		NEUTRAL		0-0-0		0-1-0		0-0-0							
RPI S	Opponent	Score		RPI S	Opponent	Score		RPI S	Opponent	Score		RPI S	Opponent	Score					
				28 A	Texas St.	0	8	62 A	South Ala.	0	7	109 N	Texas Tech	2	0				
				31 A	Louisiana	0	18	63 H	McNeese	1	7	109 N	Texas Tech	0	7				
				31 A	Louisiana	0	8	63 H	McNeese	1	9	113 A	Abilene Christian	0	6				
								63 H	McNeese	0	4	113 A	Abilene Christian	2	7				
												113 A	Abilene Christian	0	11				
												113 N	Abilene Christian	0	10				
												135 A	Southeastern La.	1	2				
												135 A	Southeastern La.	3	4				
												135 A	Southeastern La.	1	5				
												138 A	UTSA	3	2				
												147 N	North Dakota St.	0	4				
												147 N	North Dakota St.	4	2				
												166 H	Northwestern St.	2	3				
												166 H	Northwestern St.	5	4				
												166 H	Northwestern St.	1	12				
												172 N	Iowa	0	8				
												185 N	Middle Tenn.	0	4				
												185 N	Middle Tenn.	1	2				
												192 N	Tennessee Tech	3	4				
												192 N	Tennessee Tech	0	2				
												263 H	Prairie View	0	1				
												263 H	Prairie View	2	4				
												272 N	Alcorn	7	6				
												284 A	Texas Southern	2	4				
												284 A	Texas Southern	1	0				
LAST 10 GAMES																			
				63 H	McNeese	1	9	113 A	Abilene Christian	0	11								
				63 H	McNeese	1	7	166 H	Northwestern St.	5	4								
				63 H	McNeese	0	4	166 H	Northwestern St.	2	3								
				113 A	Abilene Christian	0	6	166 H	Northwestern St.	1	12								
				113 A	Abilene Christian	2	7	135 A	Southeastern La.	1	5								

Non-Div. I Games:

A&M-Corpus Christi

Canisius

S
i
e
n
a

Siena

Average RPI Win: 182		WON-LOST RECORD		WINNING PCT. RANK		LAST 10 GAMES		STRENGTH OF SCHEDULE		OPP. STRENGTH OF SCHEDULE		TEAM RPI		ADJ RPI		CONF. RPI		ADJ CONF. RPI	
DIV. I ONLY		6-25-0		.19355 281		2-8-0		203		180		260		.39899 258		22		22	
DIV. I NON-CONF.		5-20-0		.2 263		1-3-0		126		166		241		.42365 242		21		21	
TOTALS		RPI 1-25		RPI 26-50		W-L RECORDS		RPI 51-100		RPI 101-150		RPI 150+							
6-25-0		0-2-0		1-3-0		OVERALL		0-6-0		1-1-0		4-13-0							
1-9-0		0-0-0		0-0-0		HOME		0-4-0		0-0-0		1-5-0							
4-8-0		0-0-0		1-2-0		AWAY		0-2-0		1-0-0		2-4-0							
1-8-0		0-2-0		0-1-0		NEUTRAL		0-0-0		0-1-0		1-4-0							
5-20-0		0-2-0		1-3-0		NON-CONFERENCE		0-6-0		1-1-0		3-8-0							
1-6-0		0-0-0		0-0-0		HOME		0-4-0		0-0-0		1-2-0							
3-6-0		0-0-0		1-0-		AWAY		0-2-0		1-0-0		1-2-0							
1-8-0		0-2-0		0-1-0		NEUTRAL		0-0-0		0-1-0		1-4-0							
1-5-0		0-0-0		0-0-0		CONFERENCE		0-0-0		0-0-0		1-5-0							
0-3-0		0-0-0		0-0-0		HOME		0-0-0		0-0-0		0-3-0							
1-2-0		0-0-0		0-0-0		AWAY		0-0-0		0-0-0		1-2-0							
0-0-0		0-0-0		0-0-0		NEUTRAL		0-0-0		0-0-0		0-0-0							
RPI S	Opponent		Score		RPI S	Opponent		Score		RPI S	Opponent		Score		RPI S	Opponent		Score	
1 N	Arizona		0	8	42 A	Fresno St.		11	13	57 A	CSUN		3	10	119 A	UNLV		5	1
18 N	Utah		0	8	44 A	Cal Poly		0	3	57 H	CSUN		2	9	150 N	Virginia Tech		2	6
					44 A	Cal Poly		11	8	57 H	CSUN		2	10	167 N	Indiana St.		4	11
					46 N	Louisville		2	13	68 H	Cal St. Fullerton		7	10	170 A	San Diego		8	16
										68 H	Cal St. Fullerton		2	7	170 A	San Diego		5	6
										78 A	Long Beach St.		0	2	170 A	San Diego		8	0
															228 N	Quinnipiac		1	3
															229 A	Utah Valley		6	5
															229 A	Utah Valley		2	6
															229 A	Utah Valley		1	9
															231 H	UMKC		6	10
															231 H	UMKC		1	3
															231 H	UMKC		3	5
															234 N	Southern Utah		3	7
															240 H	Saint Mary's (CA)		3	4
															240 H	Saint Mary's (CA)		7	3
															240 H	Saint Mary's (CA)		2	5
															260 N	Bryant		3	6
															290 N	Hartford		6	3
				LAST 10 GAMES															
															229 A	Utah Valley		1	9
															229 A	Utah Valley		6	5
															229 A	Utah Valley		2	6
															231 H	UMKC		1	3
															231 H	UMKC		6	10
															231 H	UMKC		3	5
															57 H	CSUN		2	9
															57 H	CSUN		2	10
															44 A	Cal Poly		11	8
															44 A	Cal Poly		0	3

Non-Div. I Games:

CSU Bakersfield

Average RPI Win: 256		WON-LOST RECORD		WINNING PCT. RANK		LAST 10 GAMES		STRENGTH OF SCHEDULE		OPP. STRENGTH OF SCHEDULE		TEAM RPI		ADJ RPI		CONF. RPI		ADJ CONF. RPI	
DIV. I ONLY		16-20-0		.44444 164		5-5-0		280		282		259		.39825 259		29		29	
DIV. I NON-CONF.		14-17-0		.45161 160		3-2-0		286		291		256		.40512 256		29		29	
TOTALS		RPI 1-25		RPI 26-50		W-L RECORDS		RPI 51-100		RPI 101-150		RPI 150+							
16-20-0		0-0-0		0-0-0		OVERALL		1-4-0		0-0-0		15-16-0							
9-9-0		0-0-0		0-0-0		HOME		0-0-0		0-0-0		9-9-0							
4-5-0		0-0-0		0-0-0		AWAY		1-3-0		0-0-0		3-2-0							
3-6-0		0-0-0		0-0-0		NEUTRAL		0-1-0		0-0-0		3-5-0							
14-17-0		0-0-0		0-0-0		NON-CONFERENCE		1-4-0		0-0-0		13-13-0							
9-7-0		0-0-0		0-0-0		HOME		0-0-0		0-0-0		9-7-0							
2-4-0		0-0-0		0-0-		AWAY		1-3-0		0-0-0		1-1-0							
3-6-0		0-0-0		0-0-0		NEUTRAL		0-1-0		0-0-0		3-5-0							
2-3-0		0-0-0		0-0-0		CONFERENCE		0-0-0		0-0-0		2-3-0							
0-2-0		0-0-0		0-0-0		HOME		0-0-0		0-0-0		0-2-0							
2-1-0		0-0-0		0-0-0		AWAY		0-0-0		0-0-0		2-1-0							
0-0-0		0-0-0		0-0-0		NEUTRAL		0-0-0		0-0-0		0-0-0							
RPI	S	Opponent	Score	RPI	S	Opponent	Score	RPI	S	Opponent	Score	RPI	S	Opponent	Score				
								70	N	North Texas	2 6	183	H	Binghamton	3 10				
								74	A	UNCW	1 7	183	H	Binghamton	5 11				
								74	A	UNCW	6 4	186	N	Valparaiso	4 5				
								86	A	Belmont	3 6	196	N	Appalachian St.	2 9				
								86	A	Belmont	1 2	196	N	Appalachian St.	3 10				
												196	N	Appalachian St.	3 5				
												196	N	Appalachian St.	1 0				
												218	H	Marist	3 4				
												218	H	Marist	2 7				
												227	H	Morgan St.	2 6				
												227	H	Morgan St.	3 5				
												227	H	Morgan St.	1 3				
												231	N	UMKC	2 4				
												231	N	UMKC	7 4				
												246	H	Lafayette	5 0				
												257	H	Siena	4 3				
												257	H	Siena	6 2				
												266	A	Stony Brook	0 3				
												266	A	Stony Brook	5 3				
												266	A	Stony Brook	4 0				
												268	H	Robert Morris	5 6				
												268	H	Robert Morris	4 0				
												280	A	N.C. A&T	1 3				
												283	H	UMES	0 3				
												283	H	UMES	5 0				
												286	H	Rider	11 7				
												286	H	Rider	15 0				
			LAST 10 GAMES																

Non-Div. I Games:

UMBC

RPI	S	Opponent	Score	
293	H	Coppin St.	6	3
293	H	Coppin St.	10	4
294	A	Howard	11	3
294	N	Howard	12	6

UMBC

U
M
B
C

U
M
B
C

B
r
y
a
n
t

Bryant

Average RPI Win: 254		WON-LOST	WINNING	LAST 10	STRENGTH OF	OPP. STRENGTH	TEAM	ADJ	CONF.	ADJ CONF.		
Average RPI Loss: 190		RECORD	PCT. RANK	GAMES	SCHEDULE	OF SCHEDULE	RPI	RPI	RPI	RPI		
DIV. I ONLY		7-15-0	.31818	244	0-10-0	260	272	266	.39694	261	30	30
DIV. I NON-CONF.		7-11-0	.38889	197	0-6-0	274	286	253	.41316	250	30	30
<hr/>												
TOTALS		RPI 1-25		RPI 26-50		W-L RECORDS		RPI 51-100		RPI 101-150		RPI 150+
7-15-0		0-0-0		0-0-0		OVERALL		0-0-0		0-2-0		7-13-0
0-2-0		0-0-0		0-0-0		HOME		0-0-0		0-0-0		0-2-0
1-7-0		0-0-0		0-0-0		AWAY		0-0-0		0-0-0		1-7-0
6-6-0		0-0-0		0-0-0		NEUTRAL		0-0-0		0-2-0		6-4-0
7-11-0		0-0-0		0-0-0		NON-CONFERENCE		0-0-0		0-2-0		7-9-0
0-2-0		0-0-0		0-0-0		HOME		0-0-0		0-0-0		0-2-0
1-3-0		0-0-0		0-0-		AWAY		0-0-0		0-0-0		1-3-0
6-6-0		0-0-0		0-0-0		NEUTRAL		0-0-0		0-2-0		6-4-0
0-4-0		0-0-0		0-0-0		CONFERENCE		0-0-0		0-0-0		0-4-0
0-0-0		0-0-0		0-0-0		HOME		0-0-0		0-0-0		0-0-0
0-4-0		0-0-0		0-0-0		AWAY		0-0-0		0-0-0		0-4-0
0-0-0		0-0-0		0-0-0		NEUTRAL		0-0-0		0-0-0		0-0-0
RPI	S	Opponent	Score	RPI	S	Opponent	Score	RPI	S	Opponent	Score	
										129 N Penn St.	1	7
										129 N Penn St.	4	13
										168 N Bucknell	1	2
										168 N Bucknell	5	2
										169 A Iona	4	5
										169 A Iona	1	6
										178 N Bowling Green	1	8
										200 H Youngstown St.	2	3
										200 H Youngstown St.	1	4
										203 A George Washington	6	11
										203 A George Washington	2	4
										203 A George Washington	4	5
										207 N Providence	1	5
										225 N Western Mich.	1	4
										230 A Fairfield	3	8
										230 A Fairfield	0	2
										245 N South Dakota St.	2	1
										268 N Robert Morris	9	0
										268 N Robert Morris	7	5
										273 N St. Bonaventure	9	3
										273 N St. Bonaventure	4	2
										282 A Cleveland St.	9	4
LAST 10 GAMES												
						200 H Youngstown St.	1	4		169 A Iona	1	6
						200 H Youngstown St.	2	3		129 N Penn St.	1	7
						230 A Fairfield	3	8		203 A George Washington	6	11
						230 A Fairfield	0	2		129 N Penn St.	4	13
						169 A Iona	4	5		203 A George Washington	2	4

Non-Div. I Games:

Niagara

Yale

Average RPI Win: 251		WON-LOST RECORD	WINNING PCT. RANK		LAST 10 GAMES	STRENGTH OF SCHEDULE	OPP. STRENGTH OF SCHEDULE	TEAM RPI	ADJ RPI		CONF. RPI	ADJ CONF. RPI					
Average RPI Loss: 174																	
DIV. I ONLY		9-21-0	.3	252	5-5-0	256	240	264	.39556	262	28	28					
DIV. I NON-CONF.		5-17-0	.22727	255	1-1-0	272	226	275	.38118	270	28	28					
<hr/>																	
TOTALS		RPI 1-25		RPI 26-50		W-L RECORDS		RPI 51-100		RPI 101-150		RPI 150+					
9-21-0		0-2-0		0-0-0		OVERALL		0-1-0		0-1-0		9-17-0					
4-2-0		0-0-0		0-0-0		HOME		0-0-0		0-0-0		4-2-0					
3-5-0		0-1-0		0-0-0		AWAY		0-1-0		0-0-0		3-3-0					
2-14-0		0-1-0		0-0-0		NEUTRAL		0-0-0		0-1-0		2-12-0					
5-17-0		0-2-0		0-0-0		NON-CONFERENCE		0-1-0		0-1-0		5-13-0					
2-0-0		0-0-0		0-0-0		HOME		0-0-0		0-0-0		2-0-0					
1-3-0		0-1-0		0-0-		AWAY		0-1-0		0-0-0		1-1-0					
2-14-0		0-1-0		0-0-0		NEUTRAL		0-0-0		0-1-0		2-12-0					
4-4-0		0-0-0		0-0-0		CONFERENCE		0-0-0		0-0-0		4-4-0					
2-2-0		0-0-0		0-0-0		HOME		0-0-0		0-0-0		2-2-0					
2-2-0		0-0-0		0-0-0		AWAY		0-0-0		0-0-0		2-2-0					
0-0-0		0-0-0		0-0-0		NEUTRAL		0-0-0		0-0-0		0-0-0					
RPI	S	Opponent		Score		RPI	S	Opponent		Score		RPI	S	Opponent		Score	
2	A	Auburn		0	9												
20	N	James Madison		3	8												

Non-Div. I Games:

Yale

Average RPI Win: 278		WON-LOST	WINNING	LAST 10	STRENGTH OF		OPP. STRENGTH	TEAM	ADJ	CONF.	ADJ CONF.			
Average RPI Loss: 151		RECORD	PCT. RANK	GAMES	SCHEDULE		OF SCHEDULE	RPI	RPI	RPI	RPI			
DIV. I ONLY		13-19-0	.40625	186	6-1-0		287	247	269	.39256	263	32	32	
DIV. I NON-CONF.		3-17-0	.15	271	0-0-0		238	137	272	.3856	264	32	32	
TOTALS		RPI 1-25	RPI 26-50		W-L RECORDS		RPI 51-100		RPI 101-150		RPI 150+			
13-19-0		0-1-0	0-1-0		OVERALL		0-3-0		0-4-0		13-10-0			
4-2-0		0-0-0	0-0-0		HOME		0-0-0		0-0-0		4-2-0			
9-9-0		0-1-0	0-0-0		AWAY		0-3-0		0-2-0		9-2-0			
0-8-0		0-0-0	0-1-0		NEUTRAL		0-0-0		0-2-0		0-5-0			
3-17-0		0-1-0	0-1-0		NON-CONFERENCE		0-3-0		0-4-0		3-8-0			
0-0-0		0-0-0	0-0-0		HOME		0-0-0		0-0-0		0-0-0			
3-9-0		0-1-0	0-0-		AWAY		0-3-0		0-2-0		3-3-0			
0-8-0		0-0-0	0-1-0		NEUTRAL		0-0-0		0-2-0		0-5-0			
10-2-0		0-0-0	0-0-0		CONFERENCE		0-0-0		0-0-0		10-2-0			
4-2-0		0-0-0	0-0-0		HOME		0-0-0		0-0-0		4-2-0			
6-0-0		0-0-0	0-0-0		AWAY		0-0-0		0-0-0		6-0-0			
0-0-0		0-0-0	0-0-0		NEUTRAL		0-0-0		0-0-0		0-0-0			
RPI	S	Opponent	Score		RPI	S	Opponent	Score		RPI	S	Opponent	Score	
4	A	Texas A&M	0	15	41	N	SIUE	1	4	92	A	La.-Monroe	0	10
										93	A	Houston	0	3
										93	A	Houston	0	7
												Abilene Christian	0	11
												Abilene Christian	2	11
												UTSA	0	11
												UTSA	5	6
												Northwestern St.	7	8
												Northern Colo.	1	9
												Northern Colo.	0	3
												Sam Houston St.	0	11
												Sam Houston St.	0	9
												Sam Houston St.	5	7
												Georgetown	6	7
												Houston Baptist	9	3
												Houston Baptist	0	6
												A&M-Corpus Christi	4	2
												A&M-Corpus Christi	1	0
												Mississippi Val.	3	14
												Mississippi Val.	2	4
												Mississippi Val.	4	0
												Jackson St.	7	1
												Jackson St.	11	3
												Jackson St.	7	5
												Southern U.	5	2
												Southern U.	6	4
												Southern U.	12	11
												Grambling	10	4
												Grambling	11	2
												Grambling	8	0
Non-Div. I Games:		Huston-Tillotson	11	3	Jarvis Christian	8	7	Huston-Tillotson	8	0	Jarvis Christian	9	7	
		Jarvis Christian	8	0								Prairie View		

Average RPI Win:	276	WON-LOST	WINNING	LAST 10	STRENGTH OF	OPP. STRENGTH	TEAM	ADJ	CONF.	ADJ CONF.	
Average RPI Loss:	137	RECORD	PCT. RANK	GAMES	SCHEDULE	OF SCHEDULE	RPI	RPI	RPI	RPI	
DIV. I ONLY	8-23-0	.25806	268	3-6-0	237	261	267	.39225	264	32	32
DIV. I NON-CONF.	2-18-0	.1	283	0-2-0	55	133	246	.4185	248	32	32
TOTALS	RPI 1-25	RPI 26-50	W-L RECORDS	RPI 51-100	RPI 101-150	RPI 150+					
8-23-0	0-0-0	0-5-0	OVERALL	0-5-0	0-6-0	8-7-0					
2-4-0	0-0-0	0-0-0	HOME	0-0-0	0-0-0	2-4-0					
2-8-0	0-0-0	0-3-0	AWAY	0-2-0	0-1-0	2-2-0					
4-11-0	0-0-0	0-2-0	NEUTRAL	0-3-0	0-5-0	4-1-0					
2-18-0	0-0-0	0-5-0	NON-CONFERENCE	0-5-0	0-6-0	2-2-0					
0-0-0	0-0-0	0-0-0	HOME	0-0-0	0-0-0	0-0-0					
0-7-0	0-0-0	0-0-	AWAY	0-2-0	0-1-0	0-1-0					
2-11-0	0-0-0	0-2-0	NEUTRAL	0-3-0	0-5-0	2-1-0					
6-5-0	0-0-0	0-0-0	CONFERENCE	0-0-0	0-0-0	6-5-0					
2-4-0	0-0-0	0-0-0	HOME	0-0-0	0-0-0	2-4-0					
2-1-0	0-0-0	0-0-0	AWAY	0-0-0	0-0-0	2-1-0					
2-0-0	0-0-0	0-0-0	NEUTRAL	0-0-0	0-0-0	2-0-0					
RPI S Opponent	Score	RPI S Opponent	Score	RPI S Opponent	Score	RPI S Opponent	Score				
		31 A Louisiana	0 19	94 N Bradley	5 12	110 N Southern Ill.	0 5				
		33 A Mississippi St.	0 8	97 N UT Martin	1 5	114 N Nicholls St.	3 4				
		36 A Ole Miss	0 8	97 N UT Martin	0 8	114 N Nicholls St.	0 20				
		47 N Jacksonville St.	1 10	98 A Southern Miss.	1 3	114 N Nicholls St.	1 8				
		47 N Jacksonville St.	7 14	98 A Southern Miss.	1 9	124 N Drake	9 10				
						135 A Southeastern La.	5 11				
						171 N Austin Peay	3 14				
						198 A Central Ark.	3 9				
						233 N Dartmouth	13 5				
						263 A Prairie View	4 2				
						263 A Prairie View	14 3				
						263 A Prairie View	0 4				
						277 H Alabama A&M	3 1				
						277 H Alabama A&M	9 10				
						277 H Alabama A&M	0 8				
						291 H Southern U.	1 6				
						291 H Southern U.	6 1				
						291 H Southern U.	4 5				
						293 N Coppin St.	7 3				
						295 N Grambling	9 0				
						295 N Grambling	10 1				
LAST 10 GAMES											
		277 H Alabama A&M	0 8	263 A Prairie View	14 3						
		277 H Alabama A&M	9 10	263 A Prairie View	4 2						
		277 H Alabama A&M	3 1	263 A Prairie View	0 4						
		98 A Southern Miss.	1 9	291 H Southern U.	4 5						
		33 A Mississippi St.	0 8	291 H Southern U.	6 1						

Non-Div. I Games: Jarvis Christian 6 1 West Ala. 3 11 West Ala. 6 10 Mississippi Val.

Average RPI Win:	253	WON-LOST RECORD	WINNING PCT. RANK	LAST 10 GAMES	STRENGTH OF SCHEDULE	OPP. STRENGTH OF SCHEDULE	TEAM RPI	ADJ RPI	CONF. RPI	ADJ CONF. RPI	
DIV. I ONLY	12-20-0	.375	211	6-4-0	267	286	261	.38899	265	27	27
DIV. I NON-CONF.	9-19-0	.32143	221	3-3-0	265	292	261	.38409	265	27	27
TOTALS	RPI 1-25	RPI 26-50	W-L RECORDS	RPI 51-100	RPI 101-150	RPI 150+					
12-20-0	0-0-0	0-0-0	OVERALL	0-2-0	0-1-0	12-17-0					
6-5-0	0-0-0	0-0-0	HOME	0-0-0	0-0-0	6-5-0					
2-6-0	0-0-0	0-0-0	AWAY	0-2-0	0-0-0	2-4-0					
4-9-0	0-0-0	0-0-0	NEUTRAL	0-0-0	0-1-0	4-8-0					
9-19-0	0-0-0	0-0-0	NON-CONFERENCE	0-2-0	0-1-0	9-16-0					
4-5-0	0-0-0	0-0-0	HOME	0-0-0	0-0-0	4-5-0					
1-5-0	0-0-0	0-0-	AWAY	0-2-0	0-0-0	1-3-0					
4-9-0	0-0-0	0-0-0	NEUTRAL	0-0-0	0-1-0	4-8-0					
3-1-0	0-0-0	0-0-0	CONFERENCE	0-0-0	0-0-0	3-1-0					
2-0-0	0-0-0	0-0-0	HOME	0-0-0	0-0-0	2-0-0					
1-1-0	0-0-0	0-0-0	AWAY	0-0-0	0-0-0	1-1-0					
0-0-0	0-0-0	0-0-0	NEUTRAL	0-0-0	0-0-0	0-0-0					
RPI S	Opponent	Score	RPI S	Opponent	Score	RPI S	Opponent	Score	RPI S	Opponent	Score
						79 A	North Florida	1 9	143 N	Purdue	2 10
						91 A	Stetson	4 5	155 N	Eastern Ky.	3 6
									156 A	LIU Brooklyn	9 4
									156 A	LIU Brooklyn	2 3
									167 N	Indiana St.	4 5
									168 N	Bucknell	0 4
									200 N	Youngstown St.	8 1
									211 H	Manhattan	4 9
									211 H	Manhattan	9 10
									225 N	Western Mich.	0 3
									226 N	Western Caro.	3 8
									227 A	Morgan St.	6 11
									227 A	Morgan St.	4 3
									227 H	Morgan St.	6 7
									236 N	La Salle	0 3
									236 N	La Salle	4 5
									237 N	Albany (NY)	14 6
									237 N	Albany (NY)	2 15
									238 A	Bethune-Cookman	3 11
									238 A	Bethune-Cookman	2 4
									256 H	Canisius	6 5
									262 N	Yale	3 2
									276 H	Cornell	7 8
									278 H	Buffalo	5 3
									278 H	Buffalo	0 13
									279 H	Fairleigh Dickinson	12 7
									279 H	Fairleigh Dickinson	7 0
LAST 10 GAMES											
						279 H	Fairleigh Dickinson	7 0	156 A	LIU Brooklyn	9 4
						279 H	Fairleigh Dickinson	12 7	293 H	Coppin St.	8 7
						227 A	Morgan St.	4 3	293 H	Coppin St.	4 1
						227 A	Morgan St.	6 11	276 H	Cornell	7 8
						156 A	LIU Brooklyn	2 3	227 H	Morgan St.	6 7

Non-Div. I Games:

Mt. St. Mary's

RPI	S	Opponent	Score	
281	N	N.C. Central	14	1
293	H	Coppin St.	8	7
293	H	Coppin St.	4	1

Mt. St. Mary's

M
t
.
S
t
.
M
a
r
y
'
s

M
t
.
S
t
.
M
a
r
y
'
s

S
t
o
n
y
B
r
o
o
k

Tie, Loss, Non-Conf,S Site, H Home, A Away, N Neutral Page 305

Average RPI Win: 222		WON-LOST	WINNING	LAST 10	STRENGTH OF		OPP. STRENGTH	TEAM	ADJ		CONF.	ADJ CONF.
Average RPI Loss: 155		RECORD	PCT. RANK	GAMES	SCHEDULE		OF SCHEDULE	RPI	RPI		RPI	RPI
DIV. I ONLY		8-25-0	.24242	269	1-9-0		235	226	265		.38684	267
DIV. I NON-CONF.		7-15-0	.31818	228	0-1-0		288	263	280		.36682	280
TOTALS		RPI 1-25	RPI 26-50		W-L RECORDS		RPI 51-100		RPI 101-150		RPI 150+	
8-25-0		0-0-0	0-4-0		OVERALL		0-3-0		2-5-0		6-13-0	
3-14-0		0-0-0	0-2-0		HOME		0-0-0		1-3-0		2-9-0	
2-5-0		0-0-0	0-2-0		AWAY		0-1-0		0-2-0		2-0-0	
3-6-0		0-0-0	0-0-0		NEUTRAL		0-2-0		1-0-0		2-4-0	
7-15-0		0-0-0	0-0-0		NON-CONFERENCE		0-3-0		1-2-0		6-10-0	
2-9-0		0-0-0	0-0-0		HOME		0-0-0		0-2-0		2-7-0	
2-1-0		0-0-0	0-0-		AWAY		0-1-0		0-0-0		2-0-0	
3-5-0		0-0-0	0-0-0		NEUTRAL		0-2-0		1-0-0		2-3-0	
1-10-0		0-0-0	0-4-0		CONFERENCE		0-0-0		1-3-0		0-3-0	
1-5-0		0-0-0	0-2-0		HOME		0-0-0		1-1-0		0-2-0	
0-4-0		0-0-0	0-2-0		AWAY		0-0-0		0-2-0		0-0-0	
0-1-0		0-0-0	0-0-0		NEUTRAL		0-0-0		0-0-0		0-1-0	
RPI S	Opponent	Score	RPI S	Opponent	Score	RPI S	Opponent	Score	RPI S	Opponent	Score	
			41 A	SIUE	0 1	72 A	Memphis	3 6	122 A	Eastern Ill.	1 9	
			41 A	SIUE	0 2	96 N	Louisiana Tech	0 10	122 A	Eastern Ill.	3 5	
			47 H	Jacksonville St.	0 8	99 N	Missouri St.	0 7	128 H	Evansville	4 9	
			47 H	Jacksonville St.	0 7				128 H	Evansville	1 8	
									132 H	Morehead St.	0 4	
									132 H	Morehead St.	10 2	
									149 N	Loyola Chicago	3 1	
									163 H	Iowa St.	0 9	
									163 H	Iowa St.	3 11	
									163 H	Iowa St.	0 2	
									182 N	Southeast Mo. St.	1 9	
									185 H	Middle Tenn.	7 4	
									186 N	Valparaiso	2 4	
									192 H	Tennessee Tech	4 7	
									192 H	Tennessee Tech	0 9	
									201 N	Samford	10 9	
									208 N	Wright St.	1 9	
									251 H	Chattanooga	5 6	
									253 H	Alabama St.	3 12	
									253 H	Alabama St.	5 3	
									277 H	Alabama A&M	2 4	
									277 H	Alabama A&M	6 8	
									277 N	Alabama A&M	11 1	
									285 N	Ark.-Pine Bluff	2 10	
									289 A	Jackson St.	17 11	
									289 A	Jackson St.	8 5	
LAST 10 GAMES			47 H	Jacksonville St.	0 7	132 H	Morehead St.	10 2	277 N	Alabama A&M	11 1	
			47 H	Jacksonville St.	0 8	251 H	Chattanooga	5 6	285 N	Ark.-Pine Bluff	2 10	
			192 H	Tennessee Tech	0 9	122 A	Eastern Ill.	3 5	289 A	Jackson St.	17 11	
			192 H	Tennessee Tech	4 7	122 A	Eastern Ill.	1 9	289 A	Jackson St.	8 5	
			132 H	Morehead St.	0 4	41 A	SIUE	0 2				

Non-Div. I Games: Jarvis Christian 9 0

Tennessee St.

Average RPI Win: 236		WON-LOST	WINNING	LAST 10	STRENGTH OF		OPP. STRENGTH	TEAM	ADJ	CONF.	ADJ CONF.
Average RPI Loss: 178		RECORD	PCT. RANK	GAMES	SCHEDULE		OF SCHEDULE	RPI	RPI	RPI	RPI
DIV. I ONLY		12-23-0	.34286	234	6-4-0		265	241	258	.38632	268
DIV. I NON-CONF.		7-22-0	.24138	250	1-3-0		263	260	270	.3698	278
TOTALS		RPI 1-25	RPI 26-50		W-L RECORDS		RPI 51-100		RPI 101-150		RPI 150+
12-23-0	0-0-0	0-1-0		OVERALL		0-4-0		0-3-0		12-15-0	
1-1-0	0-0-0	0-0-0		HOME		0-0-0		0-0-0		1-1-0	
6-9-0	0-0-0	0-0-0		AWAY		0-3-0		0-2-0		6-4-0	
5-13-0	0-0-0	0-1-0		NEUTRAL		0-1-0		0-1-0		5-10-0	
7-22-0	0-0-0	0-1-0		NON-CONFERENCE		0-4-0		0-3-0		7-14-0	
0-0-0	0-0-0	0-0-0		HOME		0-0-0		0-0-0		0-0-0	
2-9-0	0-0-0	0-0-		AWAY		0-3-0		0-2-0		2-4-0	
5-13-0	0-0-0	0-1-0		NEUTRAL		0-1-0		0-1-0		5-10-0	
5-1-0	0-0-0	0-0-0		CONFERENCE		0-0-0		0-0-0		5-1-0	
1-1-0	0-0-0	0-0-0		HOME		0-0-0		0-0-0		1-1-0	
4-0-0	0-0-0	0-0-0		AWAY		0-0-0		0-0-0		4-0-0	
0-0-0	0-0-0	0-0-0		NEUTRAL		0-0-0		0-0-0		0-0-0	
RPI S	Opponent	Score	RPI S	Opponent	Score	RPI S	Opponent	Score	RPI S	Opponent	Score
			40 N	North Carolina	3 10	73 N	Central Mich.	3 4	103 A	Charlotte	3 18
						74 A	UNCW	2 3	103 A	Charlotte	0 11
						76 A	Col. of Charleston	1 6	106 N	Michigan St.	2 13
						85 A	Coastal Caro.	2 6	156 H	LIU Brooklyn	2 8
									156 H	LIU Brooklyn	3 1
									162 N	Massachusetts	0 2
									178 N	Bowling Green	0 1
									180 N	UMass Lowell	7 2
									200 A	Youngstown St.	3 12
									200 A	Youngstown St.	0 8
									221 N	Northern Ky.	3 2
									222 N	Eastern Mich.	1 11
									230 N	Fairfield	3 1
									230 N	Fairfield	11 10
									236 N	La Salle	5 7
									251 N	Chattanooga	3 6
									252 A	Central Conn. St.	5 4
									252 A	Central Conn. St.	3 1
									256 N	Canisius	2 5
									257 N	Siena	8 9
									257 N	Siena	2 3
									257 N	Siena	8 0
									259 A	UMBC	0 4
									259 A	UMBC	6 5
									260 A	Bryant	6 5
									260 A	Bryant	5 2
									260 A	Youngstown St.	0 8
									260 A	Youngstown St.	3 12
									261 N	Niagara	0 9
LAST 10 GAMES			156 H	LIU Brooklyn	3 1	260 A	Bryant	6 5	257 N	Siena	8 0
			156 H	LIU Brooklyn	2 8	252 A	Central Conn. St.	3 1	259 A	UMBC	6 5
			273 A	St. Bonaventure	3 5	252 A	Central Conn. St.	5 4	260 A	Bryant	6 5
			273 A	St. Bonaventure	5 3	200 A	Youngstown St.	0 8	260 A	Bryant	5 2
			260 A	Bryant	5 2	200 A	Youngstown St.	3 12	261 N	Niagara	0 9

Non-Div. I Games:

Robert Morris

RPI	S	Opponent	Score	
261	N	Niagara	5	7
273	A	St. Bonaventure	5	3
273	A	St. Bonaventure	3	5

Robert Morris

R
o
b
e
r
t
M
o
r
r
i
s

R
o
b
e
r
t
M
o
r
r
i
s

Fort Wayne

**B
r
o
w
n**

Brown

Average RPI Win: 260		WON-LOST	WINNING		LAST 10	STRENGTH OF		OPP. STRENGTH	TEAM	ADJ		CONF.	ADJ CONF.					
Average RPI Loss: 205		RECORD	PCT. RANK		GAMES	SCHEDULE		OF SCHEDULE	RPI	RPI		RPI	RPI					
DIV. I ONLY		9-15-0	.375	211	2-8-0	281		287	274	.38019	271	31	31					
DIV. I NON-CONF.		7-9-0	.4375	170	0-2-0	294		277	264	.38843	262	31	31					
TOTALS		RPI 1-25	RPI 26-50		W-L RECORDS		RPI 51-100		RPI 101-150		RPI 150+							
9-15-0		0-0-0	0-0-0		OVERALL		0-2-0		0-1-0		9-12-0							
5-6-0		0-0-0	0-0-0		HOME		0-0-0		0-0-0		5-6-0							
0-8-0		0-0-0	0-0-0		AWAY		0-2-0		0-1-0		0-5-0							
4-1-0		0-0-0	0-0-0		NEUTRAL		0-0-0		0-0-0		4-1-0							
7-9-0		0-0-0	0-0-0		NON-CONFERENCE		0-2-0		0-1-0		7-6-0							
3-3-0		0-0-0	0-0-0		HOME		0-0-0		0-0-0		3-3-0							
0-5-0		0-0-0	0-0-		AWAY		0-2-0		0-1-0		0-2-0							
4-1-0		0-0-0	0-0-0		NEUTRAL		0-0-0		0-0-0		4-1-0							
2-6-0		0-0-0	0-0-0		CONFERENCE		0-0-0		0-0-0		2-6-0							
2-3-0		0-0-0	0-0-0		HOME		0-0-0		0-0-0		2-3-0							
0-3-0		0-0-0	0-0-0		AWAY		0-0-0		0-0-0		0-3-0							
0-0-0		0-0-0	0-0-0		NEUTRAL		0-0-0		0-0-0		0-0-0							
RPI	S	Opponent	Score	RPI	S	Opponent	Score	RPI	S	Opponent	Score	RPI	S	Opponent	Score			
								100	A	Elon	0	3		117	A	Campbell	6	7
								100	A	Elon	5	7		154	A	Radford	2	10
														154	A	Radford	0	8
														196	N	Appalachian St.	3	1
														196	N	Appalachian St.	0	10
														218	H	Marist	2	6
														218	H	Marist	4	3
														227	A	Morgan St.	0	9
														227	A	Morgan St.	0	6
														227	A	Morgan St.	0	4
														243	H	Delaware St.	0	7
														243	H	Delaware St.	3	4
														243	H	Delaware St.	7	2
														278	H	Buffalo	4	0
														278	H	Buffalo	4	2
														279	N	Fairleigh Dickinson	7	4
														279	N	Fairleigh Dickinson	7	1
														283	H	UMES	14	6
														283	H	UMES	3	4
														286	N	Rider	4	0
														290	H	Hartford	2	8
														290	H	Hartford	5	6
				LAST 10 GAMES														
				227	A	Morgan St.	0	6	154	A	Radford	0	8					
				227	A	Morgan St.	0	4	154	A	Radford	2	10					
				227	A	Morgan St.	0	9	243	H	Delaware St.	0	7					
				283	H	UMES	14	6	243	H	Delaware St.	7	2					
				283	H	UMES	3	4	243	H	Delaware St.	3	4					

Non-Div. I Games:




Norfolk St.

Average RPI Win: 279		WON-LOST RECORD	WINNING PCT. RANK		LAST 10 GAMES	STRENGTH OF SCHEDULE	OPP. STRENGTH OF SCHEDULE	TEAM RPI	ADJ RPI		CONF. RPI	ADJ CONF. RPI					
Average RPI Loss: 150																	
DIV. I ONLY		11-21-0	.34375	233	6-4-0	279	251	273	.37832	272	32	32					
DIV. I NON-CONF.		1-19-0	.05	291	0-2-0	208	170	285	.36468	282	32	32					
<hr/>																	
TOTALS		RPI 1-25		RPI 26-50		W-L RECORDS		RPI 51-100		RPI 101-150		RPI 150+					
11-21-0		0-0-0		0-2-0		OVERALL		0-2-0		0-8-0		11-9-0					
6-6-0		0-0-0		0-0-0		HOME		0-0-0		0-2-0		6-4-0					
4-10-0		0-0-0		0-2-0		AWAY		0-2-0		0-4-0		4-2-0					
1-5-0		0-0-0		0-0-0		NEUTRAL		0-0-0		0-2-0		1-3-0					
1-19-0		0-0-0		0-2-0		NON-CONFERENCE		0-2-0		0-8-0		1-7-0					
0-6-0		0-0-0		0-0-0		HOME		0-0-0		0-2-0		0-4-0					
0-8-0		0-0-0		0-0-		AWAY		0-2-0		0-4-0		0-0-0					
1-5-0		0-0-0		0-0-0		NEUTRAL		0-0-0		0-2-0		1-3-0					
10-2-0		0-0-0		0-0-0		CONFERENCE		0-0-0		0-0-0		10-2-0					
6-0-0		0-0-0		0-0-0		HOME		0-0-0		0-0-0		6-0-0					
4-2-0		0-0-0		0-0-0		AWAY		0-0-0		0-0-0		4-2-0					
0-0-0		0-0-0		0-0-0		NEUTRAL		0-0-0		0-0-0		0-0-0					
RPI	S	Opponent	Score		RPI	S	Opponent	Score		RPI	S	Opponent	Score				
			31	A	Louisiana	4	14	98	A	Southern Miss.	6	7	114	A	Nicholls St.	1	4
			31	A	Louisiana	0	8	98	A	Southern Miss.	8	10	114	A	Nicholls St.	3	4
												120	A	Lamar University	1	9	
												120	A	Lamar University	7	8	
												132	N	Morehead St.	10	17	
												135	H	Southeastern La.	0	2	
												135	H	Southeastern La.	1	6	
												147	N	North Dakota St.	0	7	
												155	H	Eastern Ky.	0	8	
												155	H	Eastern Ky.	4	12	
												182	H	Southeast Mo. St.	0	8	
												182	H	Southeast Mo. St.	5	7	
												182	N	Southeast Mo. St.	2	3	
												185	N	Middle Tenn.	2	10	
												253	A	Alabama St.	4	3	
												253	A	Alabama St.	12	3	
												253	A	Alabama St.	9	0	
												255	N	A&M-Corpus Christi	6	7	
												278	N	Buffalo	12	3	
												285	A	Ark.-Pine Bluff	6	4	
												285	A	Ark.-Pine Bluff	4	6	
												285	A	Ark.-Pine Bluff	8	9	
			LAST 10 GAMES										285	A	Ark.-Pine Bluff	8	9
			253	A	Alabama St.	12	3	289	H	Jackson St.	5	0	289	H	Jackson St.	5	0
			253	A	Alabama St.	9	0	120	A	Lamar University	1	9	289	H	Jackson St.	9	1
			253	A	Alabama St.	4	3	120	A	Lamar University	7	8	289	H	Jackson St.	6	3
			289	H	Jackson St.	6	3	285	A	Ark.-Pine Bluff	8	9	295	H	Grambling	4	0
			289	H	Jackson St.	9	1	285	A	Ark.-Pine Bluff	4	6	295	H	Grambling	9	1
<hr/>																	
Non-Div. I Games:		Kentucky St.	10	2	Kentucky St.	13	0	Mississippi Col.	1	6	Mississippi Col.	2	8	Alcorn			

RPI	S	Opponent	Score
295	H	Grambling	6 3

Alcorn

St. Bonaventure

 Tie,  Loss,  Non-Conf, S Site, H Home, A Away, N Neutral Page 315

RPI	S	Opponent	Score	
269	N	Fort Wayne	1	0
282	N	Cleveland St.	6	1
282	N	Cleveland St.	9	7

St. Bonaventure

S
t
.
B
o
n
a
v
e
n
t
u
r
e

S
t
.
B
o
n
a
v
e
n
t
u
r
e

Average RPI Win: 206		WON-LOST	WINNING	LAST 10	STRENGTH OF		OPP. STRENGTH	TEAM	ADJ		CONF.	ADJ CONF.			
Average RPI Loss: 187		RECORD	PCT. RANK	GAMES	SCHEDULE		OF SCHEDULE	RPI	RPI	RPI	RPI				
DIV. I ONLY		5-19-0	.20833	276	3-7-0		224	268	271	.37579	274	23	24		
DIV. I NON-CONF.		3-15-0	.16667	269	1-3-0		258	271	286	.35674	286	25	25		
TOTALS		RPI 1-25	RPI 26-50		W-L RECORDS		RPI 51-100		RPI 101-150		RPI 150+				
5-19-0		0-0-0	0-1-0		OVERALL		0-2-0		2-3-0		3-13-0				
0-0-0		0-0-0	0-0-0		HOME		0-0-0		0-0-0		0-0-0				
3-9-0		0-0-0	0-0-0		AWAY		0-0-0		2-3-0		1-6-0				
2-10-0		0-0-0	0-1-0		NEUTRAL		0-2-0		0-0-0		2-7-0				
3-15-0		0-0-0	0-1-0		NON-CONFERENCE		0-2-0		0-2-0		3-10-0				
0-0-0		0-0-0	0-0-0		HOME		0-0-0		0-0-0		0-0-0				
1-5-0		0-0-0	0-0-		AWAY		0-0-0		0-2-0		1-3-0				
2-10-0		0-0-0	0-1-0		NEUTRAL		0-2-0		0-0-0		2-7-0				
2-4-0		0-0-0	0-0-0		CONFERENCE		0-0-0		2-1-0		0-3-0				
0-0-0		0-0-0	0-0-0		HOME		0-0-0		0-0-0		0-0-0				
2-4-0		0-0-0	0-0-0		AWAY		0-0-0		2-1-0		0-3-0				
0-0-0		0-0-0	0-0-0		NEUTRAL		0-0-0		0-0-0		0-0-0				
RPI	S	Opponent	Score	RPI	S	Opponent	Score	RPI	S	Opponent	Score	RPI	S	Opponent	Score
				41	N	SIUE	2 4	54	N	FIU	0 14	102	A	FGCU	9 12
								95	N	Ball St.	3 5	102	A	FGCU	0 3
												144	A	Army West Point	4 2
												144	A	Army West Point	5 2
												144	A	Army West Point	6 7
												167	N	Indiana St.	3 5
												190	N	Seton Hall	4 13
												217	A	Boston U.	1 4
												217	A	Boston U.	0 8
												217	A	Boston U.	3 9
												223	N	Hampton	2 3
												223	N	Hampton	7 4
												225	N	Western Mich.	0 15
												245	N	South Dakota St.	2 7
												249	A	Gardner-Webb	4 2
												249	A	Gardner-Webb	2 3
												256	N	Canisius	3 13
												266	A	Stony Brook	0 9
												266	A	Stony Brook	2 11
												270	N	Brown	5 7
												270	N	Brown	7 2
LAST 10 GAMES															

Non-Div. I Games:

Holy Cross

Average RPI Win: 248		WON-LOST	WINNING	LAST 10	STRENGTH OF		OPP. STRENGTH	TEAM	ADJ		CONF.	ADJ CONF.						
Average RPI Loss: 218		RECORD	PCT. RANK	GAMES	SCHEDULE		OF SCHEDULE	RPI	RPI		RPI	RPI						
DIV. I ONLY		6-17-0	.26087	267	1-9-0		258	291	276	.37372	276	28	28					
DIV. I NON-CONF.		5-10-0	.33333	217	0-4-0		176	294	243	.42262	243	28	28					
TOTALS		RPI 1-25	RPI 26-50		W-L RECORDS		RPI 51-100		RPI 101-150		RPI 150+							
6-17-0		0-0-0	0-0-0		OVERALL		0-1-0		0-0-0		6-16-0							
1-3-0		0-0-0	0-0-0		HOME		0-0-0		0-0-0		1-3-0							
1-10-0		0-0-0	0-0-0		AWAY		0-1-0		0-0-0		1-7-0							
4-4-0		0-0-0	0-0-0		NEUTRAL		0-0-0		0-0-0		4-4-0							
5-10-0		0-0-0	0-0-0		NON-CONFERENCE		0-1-0		0-0-0		5-9-0							
0-0-0		0-0-0	0-0-0		HOME		0-0-0		0-0-0		0-0-0							
1-6-0		0-0-0	0-0-		AWAY		0-1-0		0-0-0		1-5-0							
4-4-0		0-0-0	0-0-0		NEUTRAL		0-0-0		0-0-0		4-4-0							
1-7-0		0-0-0	0-0-0		CONFERENCE		0-0-0		0-0-0		1-7-0							
1-3-0		0-0-0	0-0-0		HOME		0-0-0		0-0-0		1-3-0							
0-4-0		0-0-0	0-0-0		AWAY		0-0-0		0-0-0		0-4-0							
0-0-0		0-0-0	0-0-0		NEUTRAL		0-0-0		0-0-0		0-0-0							
RPI	S	Opponent	Score	RPI	S	Opponent	Score	RPI	S	Opponent	Score	RPI	S	Opponent	Score			
								91	A	Stetson	4	16		156	N	LIU Brooklyn	6	17
														195	N	South Dakota	2	14
														199	A	Harvard	3	8
														199	A	Harvard	5	9
														211	N	Manhattan	3	7
														218	A	Marist	1	3
														218	A	Marist	2	4
														227	N	Morgan St.	3	2
														232	N	Akron	8	7
														233	A	Dartmouth	1	3
														233	A	Dartmouth	8	9
														237	A	Albany (NY)	0	9
														237	A	Albany (NY)	1	5
														238	N	Bethune-Cookman	9	2
														238	N	Bethune-Cookman	5	13
														239	A	George Mason	3	5
														256	N	Canisius	3	2
														262	H	Yale	1	7
														262	H	Yale	4	5
														265	A	Mt. St. Mary's	8	7
														270	H	Brown	4	3
														270	H	Brown	4	5
				LAST 10 GAMES														
				233	A	Dartmouth	1	3	237	A	Albany (NY)	0	9					
				199	A	Harvard	5	9	218	A	Marist	1	3					
				199	A	Harvard	3	8	218	A	Marist	2	4					
				233	A	Dartmouth	8	9	270	H	Brown	4	3					
				237	A	Albany (NY)	1	5	270	H	Brown	4	5					

Non-Div. I Games:

Cornell

Average RPI Win: 250		WON-LOST	WINNING	LAST 10	STRENGTH OF		OPP. STRENGTH	TEAM	ADJ	CONF.	ADJ CONF.
Average RPI Loss: 187		RECORD	PCT. RANK	GAMES	SCHEDULE		OF SCHEDULE	RPI	RPI	RPI	RPI
DIV. I ONLY		10-23-0	.30303	251	4-6-0		276	275	275	.3729	277
DIV. I NON-CONF.		5-17-0	.22727	255	0-1-0		248	241	263	.38829	263
TOTALS		RPI 1-25	RPI 26-50		W-L RECORDS		RPI 51-100		RPI 101-150		RPI 150+
10-23-0	0-0-0	0-3-0		OVERALL		1-0-0		0-5-0		9-15-0	
1-4-0	0-0-0	0-1-0		HOME		0-0-0		0-1-0		1-2-0	
6-7-0	0-0-0	0-0-0		AWAY		0-0-0		0-1-0		6-6-0	
3-12-0	0-0-0	0-2-0		NEUTRAL		1-0-0		0-3-0		2-7-0	
5-17-0	0-0-0	0-3-0		NON-CONFERENCE		1-0-0		0-5-0		4-9-0	
0-2-0	0-0-0	0-1-0		HOME		0-0-0		0-1-0		0-0-0	
2-3-0	0-0-0	0-0-		AWAY		0-0-0		0-1-0		2-2-0	
3-12-0	0-0-0	0-2-0		NEUTRAL		1-0-0		0-3-0		2-7-0	
5-6-0	0-0-0	0-0-0		CONFERENCE		0-0-0		0-0-0		5-6-0	
1-2-0	0-0-0	0-0-0		HOME		0-0-0		0-0-0		1-2-0	
4-4-0	0-0-0	0-0-0		AWAY		0-0-0		0-0-0		4-4-0	
0-0-0	0-0-0	0-0-0		NEUTRAL		0-0-0		0-0-0		0-0-0	
RPI S	Opponent	Score	RPI S	Opponent	Score	RPI S	Opponent	Score	RPI S	Opponent	Score
			30 N	Tulsa	1 11	86 N	Belmont	15 3	101 H	Western Ky.	0 4
			47 H	Jacksonville St.	0 8				118 N	Kansas	1 5
			47 N	Jacksonville St.	0 11				120 A	Lamar University	3 6
									122 N	Eastern Ill.	2 7
									125 N	Northern Ill.	2 5
									163 A	Iowa St.	1 5
									163 N	Iowa St.	1 21
									182 N	Southeast Mo. St.	2 7
									205 N	ETSU	2 3
									205 N	ETSU	2 7
									245 N	South Dakota St.	0 8
									245 N	South Dakota St.	2 1
									249 A	Gardner-Webb	3 7
									253 A	Alabama St.	0 8
									253 A	Alabama St.	0 10
									253 A	Alabama St.	14 11
									264 A	Mississippi Val.	1 3
									264 A	Mississippi Val.	10 9
									264 A	Mississippi Val.	8 0
									267 A	Tennessee St.	8 6
									267 A	Tennessee St.	4 2
									267 N	Tennessee St.	1 11
									280 N	N.C. A&T	9 7
									280 N	N.C. A&T	4 6
									284 H	Texas Southern	4 6
									284 H	Texas Southern	0 7
									284 H	Texas Southern	4 3
Non-Div. I Games: Tuskegee			12	4	Tuskegee			10	5	Alabama A&M	

Alabama A&M

Average RPI Win: 232		WON-LOST RECORD		WINNING PCT. RANK		LAST 10 GAMES		STRENGTH OF SCHEDULE		OPP. STRENGTH OF SCHEDULE		TEAM RPI		ADJ RPI		CONF. RPI		ADJ CONF. RPI	
DIV. I ONLY		8-31-0		.20513 278		3-7-0		255		236		277		.36432 278		16		16	
DIV. I NON-CONF.		5-23-0		.17857 267		1-1-0		277		253		288		.35144 287		18		18	
TOTALS		RPI 1-25		RPI 26-50		W-L RECORDS		RPI 51-100		RPI 101-150		RPI 150+							
8-31-0		0-1-0		0-0-0		OVERALL		1-5-0		0-5-0		7-20-0							
2-2-0		0-0-0		0-0-0		HOME		1-2-0		0-0-0		1-0-0							
3-16-0		0-0-0		0-0-0		AWAY		0-3-0		0-1-0		3-12-0							
3-13-0		0-1-0		0-0-0		NEUTRAL		0-0-0		0-4-0		3-8-0							
5-23-0		0-1-0		0-0-0		NON-CONFERENCE		0-3-0		0-5-0		5-14-0							
0-0-0		0-0-0		0-0-0		HOME		0-0-0		0-0-0		0-0-0							
2-12-0		0-0-0		0-0-		AWAY		0-3-0		0-1-0		2-8-0							
3-11-0		0-1-0		0-0-0		NEUTRAL		0-0-0		0-4-0		3-6-0							
3-8-0		0-0-0		0-0-0		CONFERENCE		1-2-0		0-0-0		2-6-0							
2-2-0		0-0-0		0-0-0		HOME		1-2-0		0-0-0		1-0-0							
1-4-0		0-0-0		0-0-0		AWAY		0-0-0		0-0-0		1-4-0							
0-2-0		0-0-0		0-0-0		NEUTRAL		0-0-0		0-0-0		0-2-0							
RPI S	Opponent	Score		RPI S	Opponent	Score		RPI S	Opponent	Score		RPI S	Opponent	Score					
20 N	James Madison	0	3					72 A	Memphis	3	11	104 N	UT Arlington	3	12				
								81 A	Colorado St.	0	8	116 N	Indiana	0	8				
								81 A	Colorado St.	0	3	129 N	Penn St.	1	14				
								95 H	Ball St.	7	4	132 N	Morehead St.	0	4				
								95 H	Ball St.	0	6	135 A	Southeastern La.	1	9				
								95 H	Ball St.	1	9	164 A	Maryland	3	6				
												174 A	Toledo	3	6				
												174 A	Toledo	1	5				
												174 A	Toledo	0	7				
												177 N	Idaho St.	9	21				
												177 N	Idaho St.	4	9				
												182 N	Southeast Mo. St.	6	7				
												183 N	Binghamton	2	9				
												202 N	Western Ill.	3	2				
												203 A	George Washington	1	6				
												203 A	George Washington	3	7				
												219 N	Oakland	0	2				
												225 H	Western Mich.	4	3				
												225 N	Western Mich.	0	2				
												225 N	Western Mich.	1	2				
												232 A	Akron	3	0				
												232 A	Akron	1	4				
LAST 10 GAMES																			
				225 H	Western Mich.	4	3	174 A	Toledo	1	5	239 A	George Mason	1	2				
				225 N	Western Mich.	1	2	174 A	Toledo	0	7	256 A	Canisius	7	6				
				225 N	Western Mich.	0	2	174 A	Toledo	3	6	256 A	Canisius	3	4				
				232 A	Akron	1	4	256 A	Canisius	3	4	265 A	Mt. St. Mary's	3	5				
				232 A	Akron	3	0	256 A	Canisius	7	6	265 A	Mt. St. Mary's	13	0				

Non-Div. I Games:

Buffalo

RPI	S	Opponent	Score	
271	A	Norfolk St.	2	4
271	A	Norfolk St.	0	4
272	N	Alcorn	3	12
290	N	Hartford	6	5
290	N	Hartford	7	0

Buffalo

B
u
f
f
a
l
o

B
u
f
f
a
l
o

Average RPI Win:		207	WON-LOST RECORD		WINNING PCT. RANK		LAST 10 GAMES		STRENGTH OF SCHEDULE		OPP. STRENGTH OF SCHEDULE		TEAM RPI		ADJ RPI		CONF. RPI		ADJ CONF. RPI	
DIV. I ONLY			2-21-0		.08696 290		1-9-0		195		270		281		.36069 279		27		27	
DIV. I NON-CONF.			2-15-0		.11765 280		1-3-0		206		279		280		.37012 277		27		27	
TOTALS		RPI 1-25		RPI 26-50		W-L RECORDS		RPI 51-100		RPI 101-150		RPI 150+								
2-21-0		0-0-0		0-0-0		OVERALL		0-7-0		0-0-0		2-14-0								
0-2-0		0-0-0		0-0-0		HOME		0-2-0		0-0-0		0-0-0								
2-7-0		0-0-0		0-0-0		AWAY		0-2-0		0-0-0		2-5-0								
0-12-0		0-0-0		0-0-0		NEUTRAL		0-3-0		0-0-0		0-9-0								
2-15-0		0-0-0		0-0-0		NON-CONFERENCE		0-5-0		0-0-0		2-10-0								
0-0-0		0-0-0		0-0-0		HOME		0-0-0		0-0-0		0-0-0								
2-3-0		0-0-0		0-0-		AWAY		0-2-0		0-0-0		2-1-0								
0-12-0		0-0-0		0-0-0		NEUTRAL		0-3-0		0-0-0		0-9-0								
0-6-0		0-0-0		0-0-0		CONFERENCE		0-2-0		0-0-0		0-4-0								
0-2-0		0-0-0		0-0-0		HOME		0-2-0		0-0-0		0-0-0								
0-4-0		0-0-0		0-0-0		AWAY		0-0-0		0-0-0		0-4-0								
0-0-0		0-0-0		0-0-0		NEUTRAL		0-0-0		0-0-0		0-0-0								
RPI	S	Opponent		Score		RPI	S	Opponent		Score		RPI	S	Opponent		Score				
								64	H	Saint Francis (PA)	1 10	162	A	Massachusetts	1 5					
								64	H	Saint Francis (PA)	0 15	162	A	Massachusetts	4 3					
								80	N	Liberty	2 13	166	N	Northwestern St.	3 11					
								80	N	Liberty	0 9	209	N	Saint Louis	1 9					
								97	N	UT Martin	1 6	216	N	Presbyterian	5 12					
								100	A	Elon	0 8	225	N	Western Mich.	3 13					
								100	A	Elon	1 8	227	N	Morgan St.	0 3					
												227	N	Morgan St.	5 7					
												247	A	Wagner	2 5					
												247	A	Wagner	2 10					
												251	A	Chattanooga	8 7					
												251	N	Chattanooga	4 6					
												265	A	Mt. St. Mary's	0 7					
												265	A	Mt. St. Mary's	7 12					
												271	N	Norfolk St.	4 7					
												271	N	Norfolk St.	1 7					
LAST 10 GAMES																				
								265	A	Mt. St. Mary's	7 12	162	A	Massachusetts	1 5					
								265	A	Mt. St. Mary's	0 7	64	H	Saint Francis (PA)	0 15					
								247	A	Wagner	2 5	64	H	Saint Francis (PA)	1 10					
								247	A	Wagner	2 10	100	A	Elon	0 8					
								162	A	Massachusetts	4 3	271	N	Norfolk St.	1 7					

Non-Div. I Games:

Fairleigh Dickinson

Average RPI Win: 248		WON-LOST RECORD		WINNING PCT. RANK		LAST 10 GAMES		STRENGTH OF SCHEDULE		OPP. STRENGTH OF SCHEDULE		TEAM RPI		ADJ RPI		CONF. RPI		ADJ CONF. RPI	
DIV. I ONLY		10-24-1		.3 252		3-7-0		282		278		280		.35817 280		31		31	
DIV. I NON-CONF.		6-18-1		.26 246		0-1-0		257		282		265		.38068 272		31		31	
TOTALS		RPI 1-25		RPI 26-50		W-L RECORDS		RPI 51-100		RPI 101-150		RPI 150+							
10-24-1		0-0-0		0-0-0		OVERALL		1-2-1		0-5-0		9-17-0							
2-9-1		0-0-0		0-0-0		HOME		0-1-1		0-1-0		2-7-0							
7-9-0		0-0-0		0-0-0		AWAY		1-1-0		0-2-0		6-6-0							
1-6-0		0-0-0		0-0-0		NEUTRAL		0-0-0		0-2-0		1-4-0							
6-18-1		0-0-0		0-0-0		NON-CONFERENCE		1-2-1		0-5-0		5-11-0							
1-6-1		0-0-0		0-0-0		HOME		0-1-1		0-1-0		1-4-0							
4-6-0		0-0-0		0-0-		AWAY		1-1-0		0-2-0		3-3-0							
1-6-0		0-0-0		0-0-0		NEUTRAL		0-0-0		0-2-0		1-4-0							
4-6-0		0-0-0		0-0-0		CONFERENCE		0-0-0		0-0-0		4-6-0							
1-3-0		0-0-0		0-0-0		HOME		0-0-0		0-0-0		1-3-0							
3-3-0		0-0-0		0-0-0		AWAY		0-0-0		0-0-0		3-3-0							
0-0-0		0-0-0		0-0-0		NEUTRAL		0-0-0		0-0-0		0-0-0							
RPI	S	Opponent		Score		RPI	S	Opponent		Score		RPI	S	Opponent		Score			
								74	H	UNCW	4	4			111	H	UNCG	3	10
								80	A	Liberty	0	10			136	A	Jacksonville	2	3
								98	A	Southern Miss.	1	0			136	A	Jacksonville	4	15
								100	H	Elon	0	1			149	N	Loyola Chicago	1	4
															149	N	Loyola Chicago	0	14
															186	H	Valparaiso	0	3
															186	H	Valparaiso	2	7
															196	H	Appalachian St.	3	11
															196	H	Appalachian St.	2	3
															205	N	ETSU	1	6
															224	H	Florida A&M	2	5
															224	H	Florida A&M	7	9
															224	H	Florida A&M	0	2
															232	N	Akron	5	6
															232	N	Akron	1	6
															238	A	Bethune-Cookman	4	3
															238	A	Bethune-Cookman	6	4
															238	A	Bethune-Cookman	2	9
															249	A	Gardner-Webb	5	4
															249	A	Gardner-Webb	3	0
															253	A	Alabama St.	3	4
															253	A	Alabama St.	6	7
															259	H	UMBC	3	1
															277	N	Alabama A&M	6	4
															277	N	Alabama A&M	7	9
															288	A	South Carolina St.	7	6
															288	A	South Carolina St.	3	6
															288	A	South Carolina St.	4	5
															288	A	South Carolina St.	3	6
LAST 10 GAMES																			
															224	H	Florida A&M	0	2
															224	H	Florida A&M	2	5
															224	H	Florida A&M	7	9
															238	A	Bethune-Cookman	2	9
															238	A	Bethune-Cookman	4	3

Non-Div. I Games:

N.C. A&T

RPI	S	Opponent	Score	
288	A	South Carolina St.	4	5
289	A	Jackson St.	4	9
289	A	Jackson St.	11	2
294	H	Howard	9	8

N.C. A&T

N
.
C
.
A
&
T

N
.
C
.
A
&
T

Average RPI Win: 272		WON-LOST	WINNING	LAST 10	STRENGTH OF		OPP. STRENGTH	TEAM	ADJ		CONF.	ADJ CONF.
Average RPI Loss: 186		RECORD	PCT. RANK	GAMES	SCHEDULE		OF SCHEDULE	RPI	RPI		RPI	RPI
DIV. I ONLY		8-25-0	.24242	269	3-7-0		271	281	282		.3581	281
DIV. I NON-CONF.		1-17-0	.05556	289	0-2-0		192	252	287		.35876	285
TOTALS		RPI 1-25	RPI 26-50		W-L RECORDS		RPI 51-100		RPI 101-150		RPI 150+	
8-25-0		0-0-0	0-0-0		OVERALL		0-5-0		0-2-0		8-18-0	
3-6-0		0-0-0	0-0-0		HOME		0-0-0		0-0-0		3-6-0	
3-12-0		0-0-0	0-0-0		AWAY		0-3-0		0-2-0		3-7-0	
2-7-0		0-0-0	0-0-0		NEUTRAL		0-2-0		0-0-0		2-5-0	
1-17-0		0-0-0	0-0-0		NON-CONFERENCE		0-5-0		0-2-0		1-10-0	
0-2-0		0-0-0	0-0-0		HOME		0-0-0		0-0-0		0-2-0	
0-9-0		0-0-0	0-0-		AWAY		0-3-0		0-2-0		0-4-0	
1-6-0		0-0-0	0-0-0		NEUTRAL		0-2-0		0-0-0		1-4-0	
7-8-0		0-0-0	0-0-0		CONFERENCE		0-0-0		0-0-0		7-8-0	
3-4-0		0-0-0	0-0-0		HOME		0-0-0		0-0-0		3-4-0	
3-3-0		0-0-0	0-0-0		AWAY		0-0-0		0-0-0		3-3-0	
1-1-0		0-0-0	0-0-0		NEUTRAL		0-0-0		0-0-0		1-1-0	
RPI S	Opponent	Score	RPI S	Opponent	Score	RPI S	Opponent	Score	RPI S	Opponent	Score	
						64 N	Saint Francis (PA)	1 10	117 A	Campbell	0 8	
						64 N	Saint Francis (PA)	0 6	145 A	Winthrop	1 9	
						80 A	Liberty	1 11	154 A	Radford	0 6	
						100 A	Elon	2 10	154 A	Radford	1 6	
						100 A	Elon	1 6	155 N	Eastern Ky.	2 12	
									168 N	Bucknell	1 6	
									205 N	ETSU	0 11	
									223 H	Hampton	4 2	
									223 H	Hampton	3 5	
									224 A	Florida A&M	0 5	
									224 A	Florida A&M	0 7	
									224 A	Florida A&M	1 2	
									238 H	Bethune-Cookman	0 6	
									238 H	Bethune-Cookman	2 10	
									238 H	Bethune-Cookman	3 11	
									244 N	Rhode Island	5 0	
									249 A	Gardner-Webb	1 5	
									249 A	Gardner-Webb	4 7	
									250 H	Drexel	2 5	
									250 H	Drexel	0 9	
									265 N	Mt. St. Mary's	1 14	
									283 H	UMES	3 2	
									283 H	UMES	4 3	
									283 N	UMES	6 4	
									283 N	UMES	0 3	
									287 A	Savannah St.	14 1	
									287 A	Savannah St.	7 0	
LAST 10 GAMES												
			238 H	Bethune-Cookman	2 10	287 A	Savannah St.	14 1				
			238 H	Bethune-Cookman	0 6	250 H	Drexel	2 5				
			238 H	Bethune-Cookman	3 11	250 H	Drexel	0 9				
			287 A	Savannah St.	4 3	224 A	Florida A&M	0 7				
			287 A	Savannah St.	7 0	224 A	Florida A&M	0 5				

Non-Div. I Games:

N.C. Central

N.C. Central

Average RPI Win:	222	WON-LOST RECORD	WINNING PCT. RANK	LAST 10 GAMES		STRENGTH OF SCHEDULE	OPP. STRENGTH OF SCHEDULE	TEAM RPI	ADJ RPI	CONF. RPI	ADJ CONF. RPI
DIV. I ONLY		4-34-0	.10526 288	2-8-0		223	255	283	.35046 282	26	26
DIV. I NON-CONF.		4-25-0	.13793 274	2-0-0		226	255	282	.36323 283	26	26
TOTALS	RPI 1-25		RPI 26-50	W-L RECORDS		RPI 51-100		RPI 101-150		RPI 150+	
4-34-0	0-0-0		0-0-0	OVERALL		0-4-0		0-11-0		4-19-0	
1-6-0	0-0-0		0-0-0	HOME		0-0-0		0-0-0		1-6-0	
2-11-0	0-0-0		0-0-0	AWAY		0-2-0		0-5-0		2-3-0	
1-17-0	0-0-0		0-0-0	NEUTRAL		0-2-0		0-5-0		1-10-0	
4-25-0	0-0-0		0-0-0	NON-CONFERENCE		0-4-0		0-11-0		4-10-0	
1-3-0	0-0-0		0-0-0	HOME		0-0-0		0-0-0		1-3-0	
2-8-0	0-0-0		0-0-	AWAY		0-2-0		0-6-0		2-0-0	
1-14-0	0-0-0		0-0-0	NEUTRAL		0-2-0		0-5-0		1-7-0	
0-9-0	0-0-0		0-0-0	CONFERENCE		0-0-0		0-0-0		0-9-0	
0-3-0	0-0-0		0-0-0	HOME		0-0-0		0-0-0		0-3-0	
0-3-0	0-0-0		0-0-0	AWAY		0-0-0		0-0-0		0-3-0	
0-3-0	0-0-0		0-0-0	NEUTRAL		0-0-0		0-0-0		0-3-0	
RPI S Opponent Score		RPI S Opponent Score		RPI S Opponent Score		RPI S Opponent Score		RPI S Opponent Score			
						64 N Saint Francis (PA) 0 6		102 A FGCU 0 2			
						64 N Saint Francis (PA) 0 9		117 N Campbell 1 10			
						85 A Coastal Caro. 0 5		123 A East Carolina 0 7			
						85 A Coastal Caro. 0 12		127 N DePaul 0 4			
								127 N DePaul 5 13			
								129 N Penn St. 0 9			
								132 N Morehead St. 0 1			
								136 A Jacksonville 2 3			
								136 A Jacksonville 5 13			
								145 A Winthrop 1 9			
								145 A Winthrop 2 9			
								158 A Ill.-Chicago 1 9			
								158 A Ill.-Chicago 0 10			
								158 A Ill.-Chicago 3 10			
								167 N Indiana St. 8 4			
								178 H Bowling Green 1 7			
								206 N IUPUI 4 6			
								206 N IUPUI 1 9			
								208 H Wright St. 0 8			
								208 H Wright St. 1 2			
								208 H Wright St. 2 10			
				LAST 10 GAMES				219 N Oakland 4 6			
				208 H Wright St. 1 2		219 N Oakland 1 5		219 N Oakland 1 14			
				208 H Wright St. 2 10		232 A Akron 7 6		219 N Oakland 1 5			
				208 H Wright St. 0 8		232 A Akron 8 5		232 A Akron 8 5			
				219 N Oakland 4 6		158 A Ill.-Chicago 1 9		232 A Akron 7 6			
				219 N Oakland 1 14		158 A Ill.-Chicago 0 10		250 N Drexel 2 3			

Non-Div. I Games:

Cleveland St.

RPI	S	Opponent	Score	
256	H	Canisius	5	4
256	H	Canisius	1	7
256	N	Canisius	0	3
260	N	Bryant	1	2
261	H	Niagara	4	9
273	N	St. Bonaventure	1	6
273	N	St. Bonaventure	7	9

Cleveland St.

C
l
e
v
e
l
a
n
d
S
t
.

C
l
e
v
e
l
a
n
d
S
t
.

Average RPI Win:	282	WON-LOST	WINNING	LAST 10	STRENGTH OF	OPP. STRENGTH	TEAM	ADJ	CONF.	ADJ CONF.	
Average RPI Loss:	214	RECORD	PCT. RANK	GAMES	SCHEDULE	OF SCHEDULE	RPI	RPI	RPI	RPI	
DIV. I ONLY	10-14-0	.41667	180	6-4-0	295	292	286	.34967	283	31	31
DIV. I NON-CONF.	1-7-0	.125	276	0-0-0	160	262	267	.3893	261	31	31
<hr/>											
TOTALS	RPI 1-25	RPI 26-50		W-L RECORDS	RPI 51-100		RPI 101-150		RPI 150+		
10-14-0	0-0-0	0-0-0		OVERALL	0-2-0		0-1-0		10-11-0		
2-1-0	0-0-0	0-0-0		HOME	0-0-0		0-0-0		2-1-0		
7-9-0	0-0-0	0-0-0		AWAY	0-0-0		0-1-0		7-8-0		
1-4-0	0-0-0	0-0-0		NEUTRAL	0-2-0		0-0-0		1-2-0		
<hr/>											
1-7-0	0-0-0	0-0-0		NON-CONFERENCE	0-2-0		0-1-0		1-4-0		
0-0-0	0-0-0	0-0-0		HOME	0-0-0		0-0-0		0-0-0		
1-4-0	0-0-0	0-0-		AWAY	0-0-0		0-1-0		1-3-0		
0-3-0	0-0-0	0-0-0		NEUTRAL	0-2-0		0-0-0		0-1-0		
<hr/>											
9-7-0	0-0-0	0-0-0		CONFERENCE	0-0-0		0-0-0		9-7-0		
2-1-0	0-0-0	0-0-0		HOME	0-0-0		0-0-0		2-1-0		
6-5-0	0-0-0	0-0-0		AWAY	0-0-0		0-0-0		6-5-0		
1-1-0	0-0-0	0-0-0		NEUTRAL	0-0-0		0-0-0		1-1-0		
<hr/>											
RPI	S	Opponent	Score	RPI	S	Opponent	Score	RPI	S	Opponent	Score
				64 N Saint Francis (PA) 4 12				117 A Campbell 4 12			
				83 N Boise St. 0 8				181 A Charleston So. 0 7			
								181 A Charleston So. 0 4			
								216 N Presbyterian 2 4			
								243 A Delaware St. 2 3			
								243 A Delaware St. 2 3			
								259 A UMBC 0 5			
								259 A UMBC 3 0			
								271 A Norfolk St. 4 0			
								271 A Norfolk St. 4 3			
								271 A Norfolk St. 6 14			
								281 A N.C. Central 3 4			
								281 A N.C. Central 2 3			
								281 N N.C. Central 3 0			
								281 N N.C. Central 4 6			
								287 A Savannah St. 7 6			
								287 A Savannah St. 8 0			
								288 A South Carolina St. 14 13			
								288 A South Carolina St. 11 0			
								293 H Coppin St. 10 8			
				293 H Coppin St. 1 3							
				293 H Coppin St. 1 0							
				293 H Coppin St. 1 0							
				293 H Coppin St. 10 8							
				281 A N.C. Central 2 3							
				281 A N.C. Central 3 4							
				288 A South Carolina St. 11 0							
				288 A South Carolina St. 14 13							

Non-Div. I Games:

UMES

Average RPI Win: 269		WON-LOST RECORD		WINNING PCT. RANK		LAST 10 GAMES		STRENGTH OF SCHEDULE		OPP. STRENGTH OF SCHEDULE		TEAM RPI		ADJ RPI		CONF. RPI		ADJ CONF. RPI	
DIV. I ONLY		7-10-0		.41176 184		4-3-0		294		273		279		.34605 284		32		32	
DIV. I NON-CONF.		1-7-0		.125 276		0-1-0		292		172		294		.30453 295		32		32	
TOTALS		RPI 1-25		RPI 26-50		W-L RECORDS		RPI 51-100		RPI 101-150		RPI 150+							
7-10-0		0-0-0		0-0-0		OVERALL		0-2-0		0-0-0		7-8-0							
3-3-0		0-0-0		0-0-0		HOME		0-0-0		0-0-0		3-3-0							
4-7-0		0-0-0		0-0-0		AWAY		0-2-0		0-0-0		4-5-0							
0-0-0		0-0-0		0-0-0		NEUTRAL		0-0-0		0-0-0		0-0-0							
1-7-0		0-0-0		0-0-0		NON-CONFERENCE		0-2-0		0-0-0		1-5-0							
1-2-0		0-0-0		0-0-0		HOME		0-0-0		0-0-0		1-2-0							
0-5-0		0-0-0		0-0-		AWAY		0-2-0		0-0-0		0-3-0							
0-0-0		0-0-0		0-0-0		NEUTRAL		0-0-0		0-0-0		0-0-0							
6-3-0		0-0-0		0-0-0		CONFERENCE		0-0-0		0-0-0		6-3-0							
2-1-0		0-0-0		0-0-0		HOME		0-0-0		0-0-0		2-1-0							
4-2-0		0-0-0		0-0-0		AWAY		0-0-0		0-0-0		4-2-0							
0-0-0		0-0-0		0-0-0		NEUTRAL		0-0-0		0-0-0		0-0-0							
RPI	S	Opponent	Score	RPI	S	Opponent	Score	RPI	S	Opponent	Score	RPI	S	Opponent	Score				
								93	A	Houston	0 1	159	A	SFA	0 3				
								93	A	Houston	0 6	189	A	Sam Houston St.	1 5				
												212	A	Houston Baptist	3 6				
												212	H	Houston Baptist	3 4				
												253	H	Alabama St.	5 2				
												253	H	Alabama St.	5 11				
												253	H	Alabama St.	8 0				
												255	H	A&M-Corpus Christi	4 2				
												255	H	A&M-Corpus Christi	0 1				
												277	A	Alabama A&M	7 0				
												277	A	Alabama A&M	3 4				
												277	A	Alabama A&M	6 4				
												285	A	Ark.-Pine Bluff	7 0				
												285	A	Ark.-Pine Bluff	3 8				
												285	A	Ark.-Pine Bluff	4 1				
LAST 10 GAMES																			
Non-Div. I Games:		Langston		11 0		Our Lady Of The Lake		8 5		Talladega		2 1		Houston-Victoria		6 1			
		Jarvis Christian		8 0		Our Lady Of The Lake		6 4		Houston-Victoria		2 3		Huston-Tillotson		Texas Southern			

Non-Div. I Games:

Houston-Victoria

2

5

Houston-Victoria

3

0

Texas Southern

T
e
x
a
s
S
o
u
t
h
e
r
n

T
e
x
a
s
S
o
u
t
h
e
r
n

Average RPI Win:	269	WON-LOST RECORD	WINNING PCT. RANK	LAST 10 GAMES	STRENGTH OF SCHEDULE	OPP. STRENGTH OF SCHEDULE	TEAM RPI	ADJ RPI	CONF. RPI	ADJ CONF. RPI				
Average RPI Loss:	193													
DIV. I ONLY	7-19-0	.26923	263	5-5-0	288	284	284	.33954	285	32	32			
DIV. I NON-CONF.	2-12-0	.14286	272	0-0-0	233	197	278	.36894	279	32	32			
<hr/>														
TOTALS	RPI 1-25	RPI 26-50		W-L RECORDS	RPI 51-100		RPI 101-150		RPI 150+					
7-19-0	0-0-0	0-0-0		OVERALL	0-6-0		0-0-0		7-13-0					
3-3-0	0-0-0	0-0-0		HOME	0-0-0		0-0-0		3-3-0					
2-8-0	0-0-0	0-0-0		AWAY	0-2-0		0-0-0		2-6-0					
2-8-0	0-0-0	0-0-0		NEUTRAL	0-4-0		0-0-0		2-4-0					
<hr/>														
2-12-0	0-0-0	0-0-0		NON-CONFERENCE	0-6-0		0-0-0		2-6-0					
0-0-0	0-0-0	0-0-0		HOME	0-0-0		0-0-0		0-0-0					
0-4-0	0-0-0	0-0-		AWAY	0-2-0		0-0-0		0-2-0					
2-8-0	0-0-0	0-0-0		NEUTRAL	0-4-0		0-0-0		2-4-0					
<hr/>														
5-7-0	0-0-0	0-0-0		CONFERENCE	0-0-0		0-0-0		5-7-0					
3-3-0	0-0-0	0-0-0		HOME	0-0-0		0-0-0		3-3-0					
2-4-0	0-0-0	0-0-0		AWAY	0-0-0		0-0-0		2-4-0					
0-0-0	0-0-0	0-0-0		NEUTRAL	0-0-0		0-0-0		0-0-0					
<hr/>														
RPI	S	Opponent	Score	RPI	S	Opponent	Score	RPI	S	Opponent	Score			
				72 A Memphis				3	5	188 N North Dakota		0	8	
				86 N Belmont				1	13	198 A Central Ark.		2	10	
				92 N La.-Monroe				6	9	198 A Central Ark.		0	10	
				96 A Louisiana Tech				0	10	201 N Samford		8	7	
				96 N Louisiana Tech				1	12	202 N Western Ill.		6	9	
				99 N Missouri St.				0	8	212 N Houston Baptist		4	12	
								242 N Incarnate Word		2	3			
								253 A Alabama St.		4	12			
								253 A Alabama St.		0	8			
								253 A Alabama St.		3	8			
								267 N Tennessee St.		10	2			
								272 H Alcorn		6	4			
								272 H Alcorn		9	8			
								272 H Alcorn		4	6			
								284 H Texas Southern		0	7			
								284 H Texas Southern		1	4			
								284 H Texas Southern		8	3			
								295 A Grambling		15	2			
								295 A Grambling		2	5			
								295 A Grambling		6	2			
<hr/>														
LAST 10 GAMES														
284 H Texas Southern				8	3	295 A Grambling				6	2			
284 H Texas Southern				1	4	272 H Alcorn				9	8			
284 H Texas Southern				0	7	272 H Alcorn				6	4			
295 A Grambling				2	5	272 H Alcorn				4	6			
295 A Grambling				15	2	253 A Alabama St.				4	12			
<hr/>														
Non-Div. I Games:	LSU-Alexandria	2	11	Rust	12	1	Texas Wesleyan	7	9	Texas Wesleyan	5	4		
	Rust	20	0	Lindenwood (IL)	4	5						Ark.-Pine Bluff		

Average RPI Win: 266		WON-LOST	WINNING	LAST 10	STRENGTH OF	OPP. STRENGTH	TEAM	ADJ	CONF.	ADJ CONF.				
Average RPI Loss: 193		RECORD	PCT. RANK	GAMES	SCHEDULE	OF SCHEDULE	RPI	RPI	RPI	RPI				
DIV. I ONLY		4-25-0	.13793	286	1-9-0	253	280	285	.33914	286	30	30		
DIV. I NON-CONF.		3-20-0	.13043	275	0-4-0	276	285	291	.33241	290	30	30		
<hr/>														
TOTALS		RPI 1-25		RPI 26-50		W-L RECORDS		RPI 51-100		RPI 101-150		RPI 150+		
4-25-0		0-0-0		0-0-0		OVERALL		0-1-0		0-6-0		4-18-0		
2-4-0		0-0-0		0-0-0		HOME		0-0-0		0-0-0		2-4-0		
2-15-0		0-0-0		0-0-0		AWAY		0-1-0		0-4-0		2-10-0		
0-6-0		0-0-0		0-0-0		NEUTRAL		0-0-0		0-2-0		0-4-0		
3-20-0		0-0-0		0-0-0		NON-CONFERENCE		0-1-0		0-6-0		3-13-0		
1-3-0		0-0-0		0-0-0		HOME		0-0-0		0-0-0		1-3-0		
2-11-0		0-0-0		0-0-		AWAY		0-1-0		0-4-0		2-6-0		
0-6-0		0-0-0		0-0-0		NEUTRAL		0-0-0		0-2-0		0-4-0		
1-5-0		0-0-0		0-0-0		CONFERENCE		0-0-0		0-0-0		1-5-0		
1-1-0		0-0-0		0-0-0		HOME		0-0-0		0-0-0		1-1-0		
0-4-0		0-0-0		0-0-0		AWAY		0-0-0		0-0-0		0-4-0		
0-0-0		0-0-0		0-0-0		NEUTRAL		0-0-0		0-0-0		0-0-0		
RPI	S	Opponent	Score	RPI	S	Opponent	Score	RPI	S	Opponent	Score			
								85	A	Coastal Caro.	0	11		
								111	N	UNCG	1	19		
								111	N	UNCG	0	6		
								117	A	Campbell	1	9		
								117	A	Campbell	2	5		
								131	A	Delaware	1	8		
								131	A	Delaware	2	3		
								165	A	Villanova	0	15		
								165	A	Villanova	1	9		
								196	N	Appalachian St.	1	7		
								204	A	Penn	0	6		
								204	A	Penn	0	1		
								211	A	Manhattan	0	8		
								211	A	Manhattan	0	5		
								214	H	Monmouth	1	11		
								214	H	Monmouth	8	7		
								228	A	Quinnipiac	0	2		
								228	A	Quinnipiac	2	5		
								231	N	UMKC	3	5		
								231	N	UMKC	0	8		
								247	H	Wagner	0	10		
								247	H	Wagner	2	10		
								259	A	UMBC	0	15		
								259	A	UMBC	7	11		
								262	H	Yale	3	1		
								262	H	Yale	0	1		
								271	N	Norfolk St.	0	4		
								293	A	Coppin St.	6	5		
<hr/>														
LAST 10 GAMES														
				214	H	Monmouth	8	7		228	A	Quinnipiac	0	2
				214	H	Monmouth	1	11		211	A	Manhattan	0	8
				131	A	Delaware	1	8		211	A	Manhattan	0	5
				131	A	Delaware	2	3		247	H	Wagner	2	10
				228	A	Quinnipiac	2	5		247	H	Wagner	0	10

Non-Div. I Games:

Rider

RPI	S	Opponent	Score	
293	A	Coppin St.	6	3

Rider

R
i
d
e
r

R
i
d
e
r

Average RPI Win:		0	WON-LOST RECORD		WINNING PCT. RANK		LAST 10 GAMES		STRENGTH OF SCHEDULE		OPP. STRENGTH OF SCHEDULE		TEAM RPI		ADJ RPI		CONF. RPI		ADJ CONF. RPI		
DIV. I ONLY			0-27-0		0	295	0-10-0		220		259		288		.33802		287	31		31	
DIV. I NON-CONF.			0-19-0		0	292	0-2-0		86		210		276		.38286		267	31		31	
TOTALS		RPI 1-25		RPI 26-50		W-L RECORDS		RPI 51-100		RPI 101-150		RPI 150+									
0-27-0		0-0-0		0-2-0		OVERALL		0-5-0		0-3-0		0-17-0									
0-10-0		0-0-0		0-0-0		HOME		0-0-0		0-0-0		0-10-0									
0-5-0		0-0-0		0-1-0		AWAY		0-2-0		0-0-0		0-1-0									
0-12-0		0-0-0		0-1-0		NEUTRAL		0-3-0		0-3-0		0-5-0									
0-19-0		0-0-0		0-2-0		NON-CONFERENCE		0-5-0		0-3-0		0-9-0									
0-2-0		0-0-0		0-0-0		HOME		0-0-0		0-0-0		0-2-0									
0-5-0		0-0-0		0-0-		AWAY		0-2-0		0-0-0		0-2-0									
0-12-0		0-0-0		0-1-0		NEUTRAL		0-3-0		0-3-0		0-5-0									
0-8-0		0-0-0		0-0-0		CONFERENCE		0-0-0		0-0-0		0-8-0									
0-8-0		0-0-0		0-0-0		HOME		0-0-0		0-0-0		0-8-0									
0-0-0		0-0-0		0-0-0		AWAY		0-0-0		0-0-0		0-0-0									
0-0-0		0-0-0		0-0-0		NEUTRAL		0-0-0		0-0-0		0-0-0									
RPI	S	Opponent		Score		RPI	S	Opponent		Score		RPI	S	Opponent		Score					
30	N	Tulsa		1	4	71	N	Syracuse		1	7	118	N	Kansas		2	16				
37	A	Fla. Atlantic		1	7	86	N	Belmont		3	13	118	N	Kansas		1	16				
						87	N	St. John's (NY)		0	13	122	N	Eastern Ill.		1	6				
						91	A	Stetson		1	7	157	A	Mercer		2	21				
						91	A	Stetson		0	8	157	A	Mercer		1	8				
												174	N	Toledo		4	14				
												181	H	Charleston So.		9	15				
												181	H	Charleston So.		5	12				
												218	N	Marist		0	10				
												218	N	Marist		10	14				
												222	N	Eastern Mich.		1	10				
												232	N	Akron		0	8				
												238	H	Bethune-Cookman		3	12				
												238	H	Bethune-Cookman		0	14				
												238	H	Bethune-Cookman		1	9				
												281	H	N.C. Central		1	14				
												281	H	N.C. Central		0	7				
												281	H	N.C. Central		3	4				
												283	H	UMES		6	7				
												283	H	UMES		0	8				
LAST 10 GAMES																					
281	H	N.C. Central		3	4	238	H	Bethune-Cookman		3	12										
281	H	N.C. Central		0	7	283	H	UMES		6	7										
281	H	N.C. Central		1	14	283	H	UMES		0	8										
238	H	Bethune-Cookman		0	14	222	N	Eastern Mich.		1	10										
238	H	Bethune-Cookman		1	9	86	N	Belmont		3	13										

Non-Div. I Games:

Savannah St.

Average RPI Win:		280	WON-LOST RECORD		WINNING PCT. RANK		LAST 10 GAMES		STRENGTH OF SCHEDULE		OPP. STRENGTH OF SCHEDULE		TEAM RPI		ADJ RPI		CONF. RPI		ADJ CONF. RPI	
DIV. I ONLY			2-28-0		.06667 293		2-8-0		259		245		290		.33435 288		31		31	
DIV. I NON-CONF.			0-21-0		0 292		0-2-0		227		183		290		.3458 288		31		31	
TOTALS		RPI 1-25		RPI 26-50		W-L RECORDS		RPI 51-100		RPI 101-150		RPI 150+								
2-28-0		0-1-0		0-1-0		OVERALL		0-4-0		0-3-0		2-19-0								
2-11-0		0-0-0		0-0-0		HOME		0-0-0		0-0-0		2-11-0								
0-4-0		0-0-0		0-1-0		AWAY		0-1-0		0-0-0		0-1-0								
0-13-0		0-1-0		0-0-0		NEUTRAL		0-2-0		0-3-0		0-7-0								
0-21-0		0-1-0		0-1-0		NON-CONFERENCE		0-4-0		0-3-0		0-12-0								
0-5-0		0-0-0		0-0-0		HOME		0-0-0		0-0-0		0-5-0								
0-4-0		0-0-0		0-0-		AWAY		0-2-0		0-0-0		0-1-0								
0-12-0		0-1-0		0-0-0		NEUTRAL		0-2-0		0-3-0		0-6-0								
2-7-0		0-0-0		0-0-0		CONFERENCE		0-0-0		0-0-0		2-7-0								
2-6-0		0-0-0		0-0-0		HOME		0-0-0		0-0-0		2-6-0								
0-0-0		0-0-0		0-0-0		AWAY		0-0-0		0-0-0		0-0-0								
0-1-0		0-0-0		0-0-0		NEUTRAL		0-0-0		0-0-0		0-1-0								
RPI	S	Opponent		Score		RPI	S	Opponent		Score		RPI	S	Opponent		Score				
24	N	Marshall		1	10	43	A	Kennesaw St.		0	14	61	N	Georgia St.		0	8			
												79	A	North Florida		2	8			
												82	A	Ga. Southern		10	18			
												83	N	Boise St.		0	12			
												118	N	Kansas		0	8			
												122	N	Eastern Ill.		1	7			
												132	N	Morehead St.		2	15			
												155	N	Eastern Ky.		2	14			
												171	N	Austin Peay		2	12			
												181	A	Charleston So.		0	12			
												181	H	Charleston So.		2	11			
												181	H	Charleston So.		0	7			
												209	N	Saint Louis		4	10			
												216	H	Presbyterian		5	6			
												216	N	Presbyterian		0	7			
												216	N	Presbyterian		3	8			
												224	H	Florida A&M		0	15			
												224	H	Florida A&M		1	14			
												224	H	Florida A&M		3	20			
												243	N	Delaware St.		0	16			
												245	N	South Dakota St.		6	14			
												249	H	Gardner-Webb		2	4			
												249	H	Gardner-Webb		6	18			
												280	H	N.C. A&T		6	3			
												280	H	N.C. A&T		6	7			
												280	H	N.C. A&T		5	4			
												283	H	UMES		13	14			
												283	H	UMES		0	11			
LAST 10 GAMES																				
						224	H	Florida A&M		0	15	280	H	N.C. A&T		5	4			
						224	H	Florida A&M		1	14	283	H	UMES		0	11			
						224	H	Florida A&M		3	20	283	H	UMES		13	14			
						280	H	N.C. A&T		6	7	181	H	Charleston So.		0	7			
						280	H	N.C. A&T		6	3	181	H	Charleston So.		2	11			

Non-Div. I Games:

South Carolina St.

Average RPI Win: 290		WON-LOST	WINNING	LAST 10	STRENGTH OF		OPP. STRENGTH	TEAM	ADJ	CONF.	ADJ CONF.
Average RPI Loss: 177		RECORD	PCT. RANK	GAMES	SCHEDULE		OF SCHEDULE	RPI	RPI	RPI	RPI
DIV. I ONLY		5-25-0	.16667	284	272		279	287	.33092	289	32
DIV. I NON-CONF.		1-18-0	.05263	290	178		193	284	.35926	284	32
TOTALS		RPI 1-25	RPI 26-50		W-L RECORDS		RPI 51-100		RPI 101-150		RPI 150+
5-25-0	0-0-0	0-3-0		OVERALL		0-4-0		0-2-0		5-16-0	
3-9-0	0-0-0	0-0-0		HOME		0-1-0		0-0-0		3-8-0	
2-9-0	0-0-0	0-2-0		AWAY		0-1-0		0-1-0		2-4-0	
0-7-0	0-0-0	0-1-0		NEUTRAL		0-2-0		0-0-0		0-4-0	
1-18-0	0-0-0	0-3-0		NON-CONFERENCE		0-4-0		0-2-0		1-9-0	
1-6-0	0-0-0	0-0-0		HOME		0-1-0		0-0-0		1-5-0	
0-5-0	0-0-0	0-0-		AWAY		0-1-0		0-2-0		0-0-0	
0-7-0	0-0-0	0-1-0		NEUTRAL		0-2-0		0-0-0		0-4-0	
4-7-0	0-0-0	0-0-0		CONFERENCE		0-0-0		0-0-0		4-7-0	
2-3-0	0-0-0	0-0-0		HOME		0-0-0		0-0-0		2-3-0	
2-4-0	0-0-0	0-0-0		AWAY		0-0-0		0-0-0		2-4-0	
0-0-0	0-0-0	0-0-0		NEUTRAL		0-0-0		0-0-0		0-0-0	
RPI	S	Opponent	Score	RPI	S	Opponent	Score	RPI	S	Opponent	Score
				33	A	Mississippi St.	0 14	62	A	South Ala.	1 11
				36	A	Ole Miss	1 10	63	N	McNeese	2 12
				39	N	Oklahoma St.	2 11	77	N	Murray St.	4 10
								98	H	Southern Miss.	5 21
										114	A Nicholls St.
										114	A Nicholls St.
										155	N Eastern Ky.
										176	N Butler
										178	N Bowling Green
										178	N Bowling Green
										182	H Southeast Mo. St.
										198	H Central Ark.
										263	H Prairie View
										263	H Prairie View
										263	H Prairie View
										267	H Tennessee St.
										267	H Tennessee St.
										272	A Alcorn
										272	A Alcorn
										272	A Alcorn
										280	H N.C. A&T
										280	H N.C. A&T
										291	H Southern U.
										291	H Southern U.
										295	A Grambling
										295	A Grambling
										295	A Grambling
LAST 10 GAMES											
				33	A	Mississippi St.	0 14	295	A	Grambling	3 8
				272	A	Alcorn	1 9	295	A	Grambling	6 5
				272	A	Alcorn	3 6	295	A	Grambling	13 4
				272	A	Alcorn	0 5	198	H	Central Ark.	5 13
				98	H	Southern Miss.	5 21	263	H	Prairie View	3 11
Non-Div. I Games:	Clark Atlanta	11 6	Stillman	8 4	William Carey	0 11	Jarvis Christian	4 3	Jackson St.		
	Clark Atlanta	7 5	William Carey	5 6							

Average RPI Win: 278		WON-LOST	WINNING	LAST 10	STRENGTH OF		OPP. STRENGTH	TEAM	ADJ		CONF.	ADJ CONF.			
Average RPI Loss: 192		RECORD	PCT. RANK	GAMES	SCHEDULE		OF SCHEDULE	RPI	RPI		RPI	RPI			
DIV. I ONLY		3-29-0	.09375	289	0-10-0		264	276	289	.31808	290	29	29		
DIV. I NON-CONF.		3-24-0	.11111	281	0-5-0		253	289	289	.33112	291	29	29		
TOTALS		RPI 1-25	RPI 26-50		W-L RECORDS		RPI 51-100		RPI 101-150		RPI 150+				
3-29-0		0-1-0	0-0-0		OVERALL		0-4-0		0-3-0		3-21-0				
0-5-0		0-0-0	0-0-0		HOME		0-0-0		0-0-0		0-5-0				
2-10-0		0-0-0	0-0-0		AWAY		0-0-0		0-3-0		2-5-0				
1-14-0		0-1-0	0-0-0		NEUTRAL		0-4-0		0-0-0		1-9-0				
3-24-0		0-1-0	0-0-0		NON-CONFERENCE		0-4-0		0-3-0		3-16-0				
0-0-0		0-0-0	0-0-0		HOME		0-0-0		0-0-0		0-0-0				
2-10-0		0-0-0	0-0-		AWAY		0-0-0		0-3-0		2-7-0				
1-14-0		0-1-0	0-0-0		NEUTRAL		0-4-0		0-0-0		1-9-0				
0-5-0		0-0-0	0-0-0		CONFERENCE		0-0-0		0-0-0		0-5-0				
0-5-0		0-0-0	0-0-0		HOME		0-0-0		0-0-0		0-5-0				
0-0-0		0-0-0	0-0-0		AWAY		0-0-0		0-0-0		0-0-0				
0-0-0		0-0-0	0-0-0		NEUTRAL		0-0-0		0-0-0		0-0-0				
RPI	S	Opponent	Score		RPI	S	Opponent	Score		RPI	S	Opponent	Score		
1	N	Arizona	0	18						133	A	Loyola Marymount	5	11	
							61 N Georgia St.	1	16	144	A	Army West Point	1	5	
							73 N Central Mich.	2	10	144	A	Army West Point	0	3	
							83 N Boise St.	1	10	169	N	Iona	2	12	
							95 N Ball St.	0	5	180	H	UMass Lowell	0	6	
										180	H	UMass Lowell	1	3	
										188	N	North Dakota	0	9	
										190	A	Seton Hall	0	8	
										211	A	Manhattan	2	3	
										211	A	Manhattan	2	9	
										215	H	Maine	6	7	
										215	H	Maine	4	8	
										215	H	Maine	2	6	
										225	N	Western Mich.	0	11	
										228	A	Quinnipiac	0	5	
										228	A	Quinnipiac	1	2	
										258	N	CSU Bakersfield	3	6	
										269	N	Fort Wayne	3	12	
										270	A	Brown	1	9	
										270	A	Brown	1	5	
										270	N	Brown	1	3	
					LAST 10 GAMES					271	A	Norfolk St.	8	2	
					215 H Maine	4	8	180 H UMass Lowell	1	3	271	A	Norfolk St.	6	5
					215 H Maine	2	6	180 H UMass Lowell	0	6	278	N	Buffalo	5	6
					215 H Maine	6	7	228 A Quinnipiac	1	2	278	N	Buffalo	0	7
					144 A Army West Point	0	3	228 A Quinnipiac	0	5	292	N	Saint Peter's	1	10
					144 A Army West Point	1	5	270 A Brown	1	5	292	N	Saint Peter's	15	9

Non-Div. I Games:

Hartford

Average RPI Win:	275	WON-LOST	WINNING	LAST 10	STRENGTH OF	OPP. STRENGTH	TEAM	ADJ	CONF.	ADJ CONF.		
Average RPI Loss:	215	RECORD	PCT. RANK	GAMES	SCHEDULE	OF SCHEDULE	RPI	RPI	RPI	RPI		
DIV. I ONLY	4-11-0	.26667	265	3-7-0	293	290	291	.31605	291	32	32	
DIV. I NON-CONF.	1-4-0	.2	263	0-2-0	225	235	262	.37835	275	32	32	
<hr/>												
TOTALS	RPI 1-25	RPI 26-50		W-L RECORDS	RPI 51-100		RPI 101-150		RPI 150+			
4-11-0	0-0-0	0-2-0		OVERALL	0-0-0		0-1-0		4-8-0			
2-2-0	0-0-0	0-0-0		HOME	0-0-0		0-0-0		2-2-0			
2-7-0	0-0-0	0-0-0		AWAY	0-0-0		0-1-0		2-6-0			
0-2-0	0-0-0	0-2-0		NEUTRAL	0-0-0		0-0-0		0-0-0			
<hr/>												
1-4-0	0-0-0	0-2-0		NON-CONFERENCE	0-0-0		0-1-0		1-1-0			
1-1-0	0-0-0	0-0-0		HOME	0-0-0		0-0-0		1-1-0			
0-1-0	0-0-0	0-0-		AWAY	0-0-0		0-1-0		0-0-0			
0-2-0	0-0-0	0-2-0		NEUTRAL	0-0-0		0-0-0		0-0-0			
<hr/>												
3-7-0	0-0-0	0-0-0		CONFERENCE	0-0-0		0-0-0		3-7-0			
1-1-0	0-0-0	0-0-0		HOME	0-0-0		0-0-0		1-1-0			
2-6-0	0-0-0	0-0-0		AWAY	0-0-0		0-0-0		2-6-0			
0-0-0	0-0-0	0-0-0		NEUTRAL	0-0-0		0-0-0		0-0-0			
<hr/>												
RPI	S	Opponent	Score	RPI	S	Opponent	Score	RPI	S	Opponent	Score	
				28	N	Texas St.	1 6					
				28	N	Texas St.	0 8					
								104	A	UT Arlington	0 16	
								263	A	Prairie View	4 6	
								263	A	Prairie View	2 5	
								263	A	Prairie View	11 12	
								264	A	Mississippi Val.	1 6	
								264	A	Mississippi Val.	5 4	
								264	A	Mississippi Val.	6 1	
								277	H	Alabama A&M	2 1	
								277	H	Alabama A&M	3 10	
								289	A	Jackson St.	5 6	
								289	A	Jackson St.	6 7	
								293	H	Coppin St.	5 10	
								293	H	Coppin St.	13 2	
<hr/>												
LAST 10 GAMES												
263 A Prairie View				11	12	28 N Texas St.	1 6					
263 A Prairie View				4	6	28 N Texas St.	0 8					
263 A Prairie View				2	5	264 A Mississippi Val.	5 4					
277 H Alabama A&M				3	10	264 A Mississippi Val.	1 6					
277 H Alabama A&M				2	1	264 A Mississippi Val.	6 1					
<hr/>												
Non-Div. I Games:	Talladega	8	2	Rust	16	1	Rust	19	2	Rust	11	0
	Jarvis Christian	3	0	LSU-Alexandria	0	10	Huston-Tillotson	9	7	Langston	13	2

Average RPI Win: 259		WON-LOST	WINNING	LAST 10	STRENGTH OF		OPP. STRENGTH	TEAM	ADJ		CONF.	ADJ CONF.	
Average RPI Loss: 229		RECORD	PCT. RANK	GAMES	SCHEDULE		OF SCHEDULE	RPI	RPI		RPI	RPI	
DIV. I ONLY		2-15-0	.11765	287	1-7-0		274	295	292	.31253	292	30	30
DIV. I NON-CONF.		1-11-0	.08333	285	0-3-0		283	295	295	.3059	294	30	30
TOTALS		RPI 1-25	RPI 26-50		W-L RECORDS		RPI 51-100		RPI 101-150		RPI 150+		
2-15-0	0-0-0	0-0-0		OVERALL		0-0-0		0-0-0		2-15-0			
0-1-0	0-0-0	0-0-0		HOME		0-0-0		0-0-0		0-1-0			
1-7-0	0-0-0	0-0-0		AWAY		0-0-0		0-0-0		1-7-0			
1-7-0	0-0-0	0-0-0		NEUTRAL		0-0-0		0-0-0		1-7-0			
1-11-0	0-0-0	0-0-0		NON-CONFERENCE		0-0-0		0-0-0		1-11-0			
0-0-0	0-0-0	0-0-0		HOME		0-0-0		0-0-0		0-0-0			
0-4-0	0-0-0	0-0-		AWAY		0-0-0		0-0-0		0-4-0			
1-7-0	0-0-0	0-0-0		NEUTRAL		0-0-0		0-0-0		1-7-0			
1-4-0	0-0-0	0-0-0		CONFERENCE		0-0-0		0-0-0		1-4-0			
0-1-0	0-0-0	0-0-0		HOME		0-0-0		0-0-0		0-1-0			
1-3-0	0-0-0	0-0-0		AWAY		0-0-0		0-0-0		1-3-0			
0-0-0	0-0-0	0-0-0		NEUTRAL		0-0-0		0-0-0		0-0-0			
RPI	S	Opponent	Score	RPI	S	Opponent	Score	RPI	S	Opponent	Score		
								168	N	Bucknell	4 8		
								168	N	Bucknell	2 7		
								168	N	Bucknell	1 8		
								168	N	Bucknell	1 4		
								190	A	Seton Hall	2 11		
								228	A	Quinnipiac	1 0		
								228	A	Quinnipiac	2 8		
								246	A	Lafayette	4 5		
								250	A	Drexel	0 9		
								250	A	Drexel	6 11		
								256	A	Canisius	0 6		
								256	A	Canisius	0 5		
								257	H	Siena	3 6		
								270	N	Brown	7 18		
								270	N	Brown	3 11		
								290	N	Hartford	9 15		
								290	N	Hartford	10 1		
LAST 10 GAMES													
						256	A	Drexel	6 11				
						256	A	Drexel	0 9				
						257	H	Lafayette	4 5				
						228	A	Hartford	10 1				
						228	A	Hartford	9 15				

Non-Div. I Games:

Saint Peter's

Average RPI Win:	282	WON-LOST RECORD	WINNING PCT. RANK	LAST 10 GAMES	STRENGTH OF SCHEDULE	OPP. STRENGTH OF SCHEDULE	TEAM RPI	ADJ RPI	CONF. RPI	ADJ CONF. RPI	
Average RPI Loss:	210										
DIV. I ONLY	5-30-0	.14286	285	2-8-0	289	288	293	.30255	293	31	31
DIV. I NON-CONF.	2-24-0	.07692	286	0-4-0	279	287	293	.31393	293	31	31
<hr/>											
TOTALS	RPI 1-25	RPI 26-50		W-L RECORDS	RPI 51-100		RPI 101-150		RPI 150+		
5-30-0	0-0-0	0-0-0		OVERALL	0-1-0		0-9-0		5-20-0		
1-10-0	0-0-0	0-0-0		HOME	0-0-0		0-0-0		1-10-0		
4-12-0	0-0-0	0-0-0		AWAY	0-0-0		0-4-0		4-8-0		
0-8-0	0-0-0	0-0-0		NEUTRAL	0-1-0		0-5-0		0-2-0		
2-24-0	0-0-0	0-0-0		NON-CONFERENCE	0-1-0		0-9-0		2-14-0		
1-7-0	0-0-0	0-0-0		HOME	0-0-0		0-0-0		1-7-0		
1-9-0	0-0-0	0-0-		AWAY	0-0-0		0-4-0		1-5-0		
0-8-0	0-0-0	0-0-0		NEUTRAL	0-1-0		0-5-0		0-2-0		
3-6-0	0-0-0	0-0-0		CONFERENCE	0-0-0		0-0-0		3-6-0		
0-3-0	0-0-0	0-0-0		HOME	0-0-0		0-0-0		0-3-0		
3-3-0	0-0-0	0-0-0		AWAY	0-0-0		0-0-0		3-3-0		
0-0-0	0-0-0	0-0-0		NEUTRAL	0-0-0		0-0-0		0-0-0		
RPI	S	Opponent	Score	RPI	S	Opponent	Score	RPI	S	Opponent	Score
						97 N UT Martin	0 8			110 N Southern Ill.	0 11
										114 N Nicholls St.	0 13
										123 A East Carolina	0 11
										131 A Delaware	2 3
										131 A Delaware	3 11
										135 A Southeastern La.	1 6
										146 N Virginia	1 8
										150 N Virginia Tech	3 11
										150 N Virginia Tech	0 10
										190 N Seton Hall	1 10
										203 H George Washington	3 12
										203 H George Washington	5 6
										218 H Marist	3 11
										218 H Marist	3 6
										218 H Marist	0 8
										243 H Delaware St.	1 6
										243 H Delaware St.	9 11
										243 H Delaware St.	4 12
										246 H Lafayette	3 2
										259 A UMBC	4 10
										259 A UMBC	3 6
										264 N Mississippi Val.	3 7
										265 A Mt. St. Mary's	1 4
										265 A Mt. St. Mary's	7 8
										283 A UMES	3 1
										283 A UMES	8 10
										283 A UMES	0 1
LAST 10 GAMES											
						294 A Howard	9 5			243 H Delaware St.	9 11
						294 A Howard	8 3			243 H Delaware St.	1 6
						294 A Howard	1 11			243 H Delaware St.	4 12
						203 H George Washington	3 12			131 A Delaware	2 3
						203 H George Washington	5 6			131 A Delaware	3 11

Non-Div. I Games:

Coppin St.

RPI	S	Opponent	Score	
286	H	Rider	5	6
286	H	Rider	3	6
291	A	Southern U.	10	5
291	A	Southern U.	2	13
294	A	Howard	1	11
294	A	Howard	8	3
294	A	Howard	9	5

Coppin St.

C
o
p
p
i
n
s
t
.

C
o
p
p
i
n
s
t
.

Howard

Average RPI Win: 293		WON-LOST RECORD		WINNING PCT. RANK		LAST 10 GAMES		STRENGTH OF SCHEDULE		OPP. STRENGTH OF SCHEDULE		TEAM RPI		ADJ RPI		CONF. RPI		ADJ CONF. RPI	
DIV. I ONLY		1-24-0		.04		294		275		293		294		.29561		294		31	
DIV. I NON-CONF.		0-13-0		0		292		229		290		292		.32183		292		31	
TOTALS		RPI 1-25		RPI 26-50		W-L RECORDS		RPI 51-100		RPI 101-150		RPI 150+							
1-24-0		0-0-0		0-1-0		OVERALL		0-0-0		0-2-0		1-21-0							
1-8-0		0-0-0		0-0-0		HOME		0-0-0		0-0-0		1-8-0							
0-6-0		0-0-0		0-1-0		AWAY		0-0-0		0-1-0		0-4-0							
0-10-0		0-0-0		0-0-0		NEUTRAL		0-0-0		0-1-0		0-9-0							
0-13-0		0-0-0		0-1-0		NON-CONFERENCE		0-0-0		0-2-0		0-10-0							
0-3-0		0-0-0		0-0-0		HOME		0-0-0		0-0-0		0-3-0							
0-2-0		0-0-0		0-0-		AWAY		0-0-0		0-1-0		0-0-0							
0-8-0		0-0-0		0-0-0		NEUTRAL		0-0-0		0-1-0		0-7-0							
1-11-0		0-0-0		0-0-0		CONFERENCE		0-0-0		0-0-0		1-11-0							
1-5-0		0-0-0		0-0-0		HOME		0-0-0		0-0-0		1-5-0							
0-4-0		0-0-0		0-0-0		AWAY		0-0-0		0-0-0		0-4-0							
0-2-0		0-0-0		0-0-0		NEUTRAL		0-0-0		0-0-0		0-2-0							
RPI	S	Opponent		Score		RPI	S	Opponent		Score		RPI	S	Opponent		Score			
						48	A	USC Upstate		0 14									
												137	A	Furman		0 8			
												137	N	Furman		0 9			
												186	N	Valparaiso		4 11			
												196	N	Appalachian St.		0 11			
												223	H	Hampton		1 5			
												223	H	Hampton		2 7			
												223	H	Hampton		1 13			
												224	N	Florida A&M		1 10			
												224	N	Florida A&M		1 8			
												226	N	Western Caro.		0 14			
												227	A	Morgan St.		3 5			
												227	A	Morgan St.		3 4			
												227	A	Morgan St.		0 2			
												237	N	Albany (NY)		2 7			
												237	N	Albany (NY)		5 6			
												241	N	Sacred Heart		1 12			
												250	H	Drexel		3 10			
												250	H	Drexel		8 16			
												259	H	UMBC		3 11			
												259	N	UMBC		6 12			
												280	A	N.C. A&T		8 9			
												293	H	Coppin St.		11 1			
												293	H	Coppin St.		3 8			
												293	H	Coppin St.		5 9			
LAST 10 GAMES																			
						293	H	Coppin St.		5 9		227	A	Morgan St.		3 5			
						293	H	Coppin St.		3 8		223	H	Hampton		1 13			
						293	H	Coppin St.		11 1		223	H	Hampton		1 5			
						227	A	Morgan St.		3 4		223	H	Hampton		2 7			
						227	A	Morgan St.		0 2		237	N	Albany (NY)		2 7			

Non-Div. I Games:

Howard

Average RPI Win: 287		WON-LOST RECORD	WINNING PCT. RANK	LAST 10 GAMES	STRENGTH OF SCHEDULE	OPP. STRENGTH OF SCHEDULE	TEAM RPI	ADJ RPI	CONF. RPI	ADJ CONF. RPI		
Average RPI Loss: 211												
DIV. I ONLY		2-21-0	.08696 290	2-8-0	291	289	295	.25377 295	32	32		
DIV. I NON-CONF.		0-9-0	0 292	0-1-0	70	195	268	.34055 289	32	32		
<hr/>												
TOTALS		RPI 1-25		RPI 26-50		W-L RECORDS		RPI 51-100		RPI 101-150	RPI 150+	
2-21-0		0-0-0		0-1-0		OVERALL		0-4-0		0-0-0	2-16-0	
2-7-0		0-0-0		0-0-0		HOME		0-0-0		0-0-0	2-7-0	
0-6-0		0-0-0		0-0-0		AWAY		0-2-0		0-0-0	0-3-0	
0-8-0		0-0-0		0-1-0		NEUTRAL		0-1-0		0-0-0	0-6-0	
0-9-0		0-0-0		0-1-0		NON-CONFERENCE		0-4-0		0-0-0	0-4-0	
0-0-0		0-0-0		0-0-0		HOME		0-0-0		0-0-0	0-0-0	
0-3-0		0-0-0		0-0-		AWAY		0-3-0		0-0-0	0-0-0	
0-6-0		0-0-0		0-1-0		NEUTRAL		0-1-0		0-0-0	0-4-0	
2-12-0		0-0-0		0-0-0		CONFERENCE		0-0-0		0-0-0	2-12-0	
2-7-0		0-0-0		0-0-0		HOME		0-0-0		0-0-0	2-7-0	
0-3-0		0-0-0		0-0-0		AWAY		0-0-0		0-0-0	0-3-0	
0-2-0		0-0-0		0-0-0		NEUTRAL		0-0-0		0-0-0	0-2-0	
RPI	S	Opponent	Score	RPI	S	Opponent	Score	RPI	S	Opponent	Score	
				41	N	SIUE	2 10	84	N	UNI	1 4	
								92	A	La.-Monroe	1 10	
								96	A	Louisiana Tech	0 15	
								96	A	Louisiana Tech	0 6	
										166	N Northwestern St.	1 13
										189	N Sam Houston St.	0 15
										189	N Sam Houston St.	0 10
										189	N Sam Houston St.	1 9
										263	H Prairie View	4 10
										263	H Prairie View	0 8
										263	H Prairie View	2 11
										264	N Mississippi Val.	1 10
										264	N Mississippi Val.	0 9
										272	A Alcorn	0 4
										272	A Alcorn	3 6
										272	A Alcorn	1 9
										285	H Ark.-Pine Bluff	2 6
										285	H Ark.-Pine Bluff	2 15
										285	H Ark.-Pine Bluff	5 2
										289	H Jackson St.	4 13
										289	H Jackson St.	5 6
										289	H Jackson St.	8 3
LAST 10 GAMES												
				263	H	Prairie View	0 8	285	H	Ark.-Pine Bluff	5 2	
				263	H	Prairie View	4 10	285	H	Ark.-Pine Bluff	2 6	
				263	H	Prairie View	2 11	289	H	Jackson St.	8 3	
				96	A	Louisiana Tech	0 15	289	H	Jackson St.	5 6	
				285	H	Ark.-Pine Bluff	2 15	289	H	Jackson St.	4 13	
<hr/>												
Non-Div. I Games:	Centenary (LA)		9 4	Jarvis Christian		0 9	LSU-Alexandria		4 5	Centenary (LA)		13 12
	Lindenwood (IL)		4 8	Centenary (LA)		6 3	Centenary (LA)		6 5	Huston-Tillotson		Grambling 7 6

Grambling

Through Games Of April 9, 2017

Non-Div. I Games:

Texas Wesleyan
Langston

0
9

11
4

Jarvis Christian
Lindenwood (IL)

15
3

5
11

Jarvis Christian
Jarvis Christian

8
15

0
0

Jarvis Christian
Lincoln (MO)

0
4

4
13

Grambling

G
r
a
m
b
l
i
n
g

G
r
a
m
b
l
i
n
g