

F
l
o
r
i
d
a

Florida				Through Games Of April 16, 2017										
Average RPI Win: 66		WON-LOST RECORD	WINNING PCT. RANK		LAST 10 GAMES	STRENGTH OF SCHEDULE	OPP. STRENGTH OF SCHEDULE	TEAM RPI	ADJ RPI	CONF. RPI	ADJ CONF. RPI			
Average RPI Loss: 56														
DIV. I ONLY		40-3-0	.93023	2	9-1-0	12	3	1	.70891	1	1	1		
DIV. I NON-CONF.		25-1-0	.96154	4	2-0-0	29	34	6	.68077	7	1	2		
TOTALS		RPI 1-25		RPI 26-50		W-L RECORDS		RPI 51-100		RPI 101-150		RPI 150+		
40-3-0		14-2-0		7-0-0		OVERALL		9-0-0		4-1-0		6-0-0		
17-2-0		3-1-0		6-0-0		HOME		3-0-0		0-1-0		5-0-0		
10-1-0		8-1-0		0-0-0		AWAY		1-0-0		1-0-0		0-0-0		
13-0-0		3-0-0		1-0-0		NEUTRAL		5-0-0		3-0-0		1-0-0		
25-1-0		4-0-0		2-0-0		NON-CONFERENCE		9-0-0		4-1-0		6-0-0		
10-1-0		1-0-0		1-0-0		HOME		3-0-0		0-1-0		5-0-0		
2-0-0		0-0-0		0-0-		AWAY		1-0-0		1-0-0		0-0-0		
13-0-0		3-0-0		1-0-0		NEUTRAL		5-0-0		3-0-0		1-0-0		
15-2-0		10-2-0		5-0-0		CONFERENCE		0-0-0		0-0-0		0-0-0		
7-1-0		2-1-0		5-0-0		HOME		0-0-0		0-0-0		0-0-0		
8-1-0		8-1-0		0-0-0		AWAY		0-0-0		0-0-0		0-0-0		
0-0-0		0-0-0		0-0-0		NEUTRAL		0-0-0		0-0-0		0-0-0		
RPI	S	Opponent	Score		RPI	S	Opponent	Score		RPI	S	Opponent	Score	
2	H	Auburn	0	1	26	H	Georgia	3	0	51	N	Fordham	4	0
2	H	Auburn	7	0	26	H	Georgia	5	0	54	N	Illinois St.	9	0
2	H	Auburn	4	3	26	H	Georgia	4	1	55	A	South Fla.	8	0
6	N	UCLA	9	4	28	H	Missouri	6	0	55	H	South Fla.	8	0
8	H	Florida St.	1	0	28	H	Missouri	1	0	59	N	Long Beach St.	17	0
16	A	Kentucky	1	5	47	H	FIU	5	0	64	N	Syracuse	2	0
16	A	Kentucky	2	0	49	N	Northwestern	7	4	78	N	Liberty	2	1
16	A	Kentucky	4	0						79	H	St. John's (NY)	5	2
17	N	California	4	0						83	H	North Florida	5	1
22	A	South Carolina	6	0										
22	A	South Carolina	13	1										
22	A	South Carolina	10	0										
23	N	Michigan	2	1										
24	A	Arkansas	6	1										
24	A	Arkansas	8	0										
24	A	Arkansas	6	1										
LAST 10 GAMES														
16	A	Kentucky	2	0	26	H	Georgia	4	1					
16	A	Kentucky	1	5	26	H	Georgia	5	0					
16	A	Kentucky	4	0	83	H	North Florida	5	1					
8	H	Florida St.	1	0	24	A	Arkansas	6	1					
26	H	Georgia	3	0	24	A	Arkansas	8	0					

Non-Div. I Games:

Florida

Average RPI Win: 81		WON-LOST	WINNING	LAST 10	STRENGTH OF		OPP. STRENGTH	TEAM	ADJ	CONF.	ADJ CONF.
Average RPI Loss: 14		RECORD	PCT. RANK	GAMES	SCHEDULE		OF SCHEDULE	RPI	RPI	RPI	RPI
DIV. I ONLY		36-7-0	.83721	11	8-2-0		3	13	2	.702	2
DIV. I NON-CONF.		26-2-0	.92857	6	1-0-0		10	47	1	.69286	1
TOTALS		RPI 1-25	RPI 26-50		W-L RECORDS		RPI 51-100		RPI 101-150		RPI 150+
36-7-0		8-5-0	10-2-0		OVERALL		7-0-0		1-0-0		10-0-0
24-4-0		4-2-0	6-2-0		HOME		5-0-0		1-0-0		8-0-0
5-2-0		1-2-0	3-0-0		AWAY		1-0-0		0-0-0		0-0-0
7-1-0		3-1-0	1-0-0		NEUTRAL		1-0-0		0-0-0		2-0-0
26-2-0		5-2-0	3-0-0		NON-CONFERENCE		7-0-0		1-0-0		10-0-0
18-1-0		2-1-0	2-0-0		HOME		5-0-0		1-0-0		8-0-0
1-0-0		0-0-0	0-0-		AWAY		1-0-0		0-0-0		0-0-0
7-1-0		3-1-0	1-0-0		NEUTRAL		1-0-0		0-0-0		2-0-0
10-5-0		3-3-0	7-2-0		CONFERENCE		0-0-0		0-0-0		0-0-0
6-3-0		2-1-0	4-2-0		HOME		0-0-0		0-0-0		0-0-0
4-2-0		1-2-0	3-0-0		AWAY		0-0-0		0-0-0		0-0-0
0-0-0		0-0-0	0-0-0		NEUTRAL		0-0-0		0-0-0		0-0-0
RPI S	Opponent	Score		RPI S	Opponent	Score		RPI S	Opponent	Score	
1 A	Florida	0	7	26 A	Georgia	4	3	53 H	Georgia St.	6	3
1 A	Florida	3	4	26 A	Georgia	13	4	55 A	South Fla.	4	0
1 A	Florida	1	0	26 A	Georgia	7	5	60 N	Nebraska	3	2
4 N	Washington	1	2	28 H	Missouri	1	6	76 H	Col. of Charleston	14	0
12 H	LSU	5	4	28 H	Missouri	5	4	76 H	Col. of Charleston	8	0
12 H	LSU	0	8	28 H	Missouri	6	1	78 H	Liberty	15	0
12 H	LSU	5	4	30 H	Ole Miss	3	1	78 H	Liberty	9	1
13 N	Oklahoma	3	2	30 H	Ole Miss	4	10				
18 N	BYU	3	0	30 H	Ole Miss	3	1				
19 N	Illinois	6	2	36 N	Ohio St.	8	0				
20 H	James Madison	4	0	40 H	SIUE	8	1				
20 H	James Madison	0	1	40 H	SIUE	4	3				
25 H	Texas St.	8	1								
				LAST 10 GAMES							
				28 H	Missouri	6	1	30 H	Ole Miss	4	10
				28 H	Missouri	5	4	30 H	Ole Miss	3	1
				28 H	Missouri	1	6	26 A	Georgia	4	3
				53 H	Georgia St.	6	3	26 A	Georgia	13	4
				30 H	Ole Miss	3	1	26 A	Georgia	7	5

Non-Div. I Games:

Auburn

Average RPI Win: 80		WON-LOST	WINNING	LAST 10	STRENGTH OF		OPP. STRENGTH	TEAM	ADJ	CONF.	ADJ CONF.
Average RPI Loss: 13		RECORD	PCT. RANK	GAMES	SCHEDULE		OF SCHEDULE	RPI	RPI	RPI	RPI
DIV. I ONLY		41-3-0	.93182	1	18		10	3	.70125	3	2
DIV. I NON-CONF.		28-1-0	.96552	2	31		40	7	.68457	6	2
TOTALS		RPI 1-25	RPI 26-50		W-L RECORDS		RPI 51-100		RPI 101-150		RPI 150+
41-3-0		10-3-0	8-0-0		OVERALL		11-0-0		6-0-0		6-0-0
22-0-0		4-0-0	5-0-0		HOME		8-0-0		4-0-0		1-0-0
10-2-0		4-2-0	3-0-0		AWAY		2-0-0		1-0-0		0-0-0
9-1-0		2-1-0	0-0-0		NEUTRAL		1-0-0		1-0-0		5-0-0
28-1-0		3-1-0	5-0-0		NON-CONFERENCE		8-0-0		6-0-0		6-0-0
16-0-0		1-0-0	5-0-0		HOME		5-0-0		4-0-0		1-0-0
3-0-0		0-0-0	0-0-0		AWAY		2-0-0		1-0-0		0-0-0
9-1-0		2-1-0	0-0-0		NEUTRAL		1-0-0		1-0-0		5-0-0
13-2-0		7-2-0	3-0-0		CONFERENCE		3-0-0		0-0-0		0-0-0
6-0-0		3-0-0	0-0-0		HOME		3-0-0		0-0-0		0-0-0
7-2-0		4-2-0	3-0-0		AWAY		0-0-0		0-0-0		0-0-0
0-0-0		0-0-0	0-0-0		NEUTRAL		0-0-0		0-0-0		0-0-0
RPI S	Opponent	Score	RPI S	Opponent	Score	RPI S	Opponent	Score	RPI S	Opponent	Score
4 H	Washington	5 2	31 H	Texas	2 1	51 H	Fordham	8 1	110 H	Ball St.	9 1
4 H	Washington	12 0	31 H	Texas	4 2	52 N	Louisville	5 3	121 H	Abilene Christian	7 0
4 H	Washington	3 0	31 H	Texas	3 0	59 A	Long Beach St.	4 0	133 A	Loyola Marymount	10 0
8 N	Florida St.	0 1	32 H	Tulsa	10 2	63 H	Boston College	12 2	134 N	Purdue	13 1
10 H	Baylor	4 0	42 A	Oregon St.	7 4	67 A	CSUN	10 1	135 H	Drake	7 0
13 N	Oklahoma	4 3	42 A	Oregon St.	7 1	67 H	CSUN	6 0	135 H	Drake	21 0
15 A	Utah	5 1	42 A	Oregon St.	6 2	77 H	Grand Canyon	13 0	157 H	North Dakota St.	2 1
15 A	Utah	3 6	49 H	Northwestern	11 3	77 H	Grand Canyon	6 2	160 N	LIU Brooklyn	21 2
15 A	Utah	2 3				84 H	Stanford	9 1	214 N	Quinnipiac	7 1
17 A	California	6 1				84 H	Stanford	20 1	254 N	CSU Bakersfield	8 0
17 A	California	6 0				84 H	Stanford	12 0	261 N	Bryant	5 0
17 A	California	7 0							291 N	Hartford	18 0
18 N	BYU	9 0									
LAST 10 GAMES											
15 A	Utah	2 3	84 H	Stanford	20 1						
15 A	Utah	3 6	17 A	California	6 1						
15 A	Utah	5 1	17 A	California	6 0						
84 H	Stanford	9 1	17 A	California	7 0						
84 H	Stanford	12 0	77 H	Grand Canyon	6 2						

Non-Div. I Games:

Arizona

Average RPI Win:	60	WON-LOST RECORD	WINNING PCT. RANK	LAST 10 GAMES	STRENGTH OF SCHEDULE	OPP. STRENGTH OF SCHEDULE	TEAM RPI	ADJ RPI	CONF. RPI	ADJ CONF. RPI		
DIV. I ONLY		31-10-0	.7561	23	5-5-0	1	1	4	.69408	4	2	2
DIV. I NON-CONF.		23-3-0	.88462	11	0-0-0	9	9	3	.69068	4	2	1
<hr/>												
TOTALS	RPI 1-25	RPI 26-50		W-L RECORDS		RPI 51-100		RPI 101-150		RPI 150+		
31-10-0	10-8-0	8-2-0		OVERALL		6-0-0		5-0-0		2-0-0		
12-3-0	6-2-0	2-1-0		HOME		0-0-0		3-0-0		1-0-0		
6-4-0	2-4-0	1-0-0		AWAY		3-0-0		0-0-0		0-0-0		
13-3-0	2-2-0	5-1-0		NEUTRAL		3-0-0		2-0-0		1-0-0		
23-3-0	4-2-0	6-1-0		NON-CONFERENCE		6-0-0		5-0-0		2-0-0		
6-0-0	2-0-0	0-0-0		HOME		0-0-0		3-0-0		1-0-0		
4-0-0	0-0-0	1-0-		AWAY		3-0-0		0-0-0		0-0-0		
13-3-0	2-2-0	5-1-0		NEUTRAL		3-0-0		2-0-0		1-0-0		
8-7-0	6-6-0	2-1-0		CONFERENCE		0-0-0		0-0-0		0-0-0		
6-3-0	4-2-0	2-1-0		HOME		0-0-0		0-0-0		0-0-0		
2-4-0	2-4-0	0-0-0		AWAY		0-0-0		0-0-0		0-0-0		
0-0-0	0-0-0	0-0-0		NEUTRAL		0-0-0		0-0-0		0-0-0		
RPI	S	Opponent	Score	RPI	S	Opponent	Score	RPI	S	Opponent	Score	
2	N	Auburn	2 1	28	N	Missouri	5 9	59	A	Long Beach St.	9 1	
3	A	Arizona	2 5	31	N	Texas	7 2	60	N	Nebraska	7 5	
3	A	Arizona	0 12	36	N	Ohio St.	11 4	67	N	CSUN	8 0	
3	A	Arizona	0 3	42	H	Oregon St.	10 8	77	A	Grand Canyon	7 0	
6	H	UCLA	12 7	42	H	Oregon St.	4 3	77	A	Grand Canyon	14 4	
6	H	UCLA	2 6	42	H	Oregon St.	1 2	96	N	UC Santa Barbara	10 2	
6	H	UCLA	8 9	46	N	Fresno St.	5 1					
7	A	Oregon	4 2	48	A	San Diego St.	6 5					
7	A	Oregon	5 3	49	N	Northwestern	6 3					
7	A	Oregon	1 4	49	N	Northwestern	3 0					
10	N	Baylor	1 3									
11	H	Minnesota	3 2									
11	H	Minnesota	9 0									
13	N	Oklahoma	1 0									
18	N	BYU	2 4									
21	H	Arizona St.	1 0									
21	H	Arizona St.	6 4									
21	H	Arizona St.	4 0									
				LAST 10 GAMES								
				7	A	Oregon	5 3	42	H	Oregon St.	4 3	
				7	A	Oregon	1 4	6	H	UCLA	12 7	
				7	A	Oregon	4 2	6	H	UCLA	8 9	
				42	H	Oregon St.	10 8	6	H	UCLA	2 6	
				42	H	Oregon St.	1 2	3	A	Arizona	2 5	

Non-Div. I Games:

Washington

Average RPI Win: 80		WON-LOST	WINNING	LAST 10	STRENGTH OF		OPP. STRENGTH	TEAM	ADJ	CONF.	ADJ CONF.
Average RPI Loss: 46		RECORD	PCT. RANK	GAMES	SCHEDULE		OF SCHEDULE	RPI	RPI	RPI	RPI
DIV. I ONLY		37-4-0	.90244	5	16		19	5	.69397	5	1
DIV. I NON-CONF.		26-1-0	.96296	3	21		50	4	.6865	5	2
TOTALS		RPI 1-25	RPI 26-50		W-L RECORDS		RPI 51-100		RPI 101-150		RPI 150+
37-4-0		9-1-0	11-2-0		OVERALL		4-1-0		7-0-0		6-0-0
24-3-0		1-0-0	8-2-0		HOME		2-1-0		7-0-0		6-0-0
8-1-0		4-1-0	3-0-0		AWAY		1-0-0		0-0-0		0-0-0
5-0-0		4-0-0	0-0-0		NEUTRAL		1-0-0		0-0-0		0-0-0
26-1-0		5-0-0	4-0-0		NON-CONFERENCE		4-1-0		7-0-0		6-0-0
20-1-0		1-0-0	4-0-0		HOME		2-1-0		7-0-0		6-0-0
1-0-0		0-0-0	0-0-		AWAY		1-0-0		0-0-0		0-0-0
5-0-0		4-0-0	0-0-0		NEUTRAL		1-0-0		0-0-0		0-0-0
11-3-0		4-1-0	7-2-0		CONFERENCE		0-0-0		0-0-0		0-0-0
4-2-0		0-0-0	4-2-0		HOME		0-0-0		0-0-0		0-0-0
7-1-0		4-1-0	3-0-0		AWAY		0-0-0		0-0-0		0-0-0
0-0-0		0-0-0	0-0-0		NEUTRAL		0-0-0		0-0-0		0-0-0
RPI S	Opponent	Score	RPI S	Opponent	Score	RPI S	Opponent	Score	RPI S	Opponent	Score
8 N	Florida St.	2 0	28 H	Missouri	7 3	56 H	McNeese	10 3	111 H	Missouri St.	8 2
18 N	BYU	11 1	28 H	Missouri	1 5	59 N	Long Beach St.	5 0	111 H	Missouri St.	5 0
21 N	Arizona St.	2 1	28 H	Missouri	8 0	72 A	Memphis	15 1	128 H	Lamar University	2 1
22 A	South Carolina	16 0	30 A	Ole Miss	3 1	73 H	Central Mich.	8 5	128 H	Lamar University	3 2
22 A	South Carolina	5 2	30 A	Ole Miss	8 0	97 H	Houston	0 1	141 H	New Mexico	10 1
23 N	Michigan	3 0	30 A	Ole Miss	4 2				146 H	UTSA	8 0
24 A	Arkansas	3 0	34 H	Mississippi St.	5 1				146 H	UTSA	12 0
24 A	Arkansas	3 2	34 H	Mississippi St.	2 5				168 H	SFA	8 0
24 A	Arkansas	3 4	34 H	Mississippi St.	3 1				168 H	SFA	8 7
25 H	Texas St.	5 1	36 H	Ohio St.	9 1				196 H	Sam Houston St.	2 0
			37 H	Oklahoma St.	7 0				217 H	Georgetown	8 0
			37 H	Oklahoma St.	9 1				217 H	Georgetown	7 1
			37 H	Oklahoma St.	9 2				271 H	Prairie View	15 0
LAST 10 GAMES											
24 A	Arkansas	3 4	37 H	Oklahoma St.	9 2						
24 A	Arkansas	3 2	56 H	McNeese	10 3						
24 A	Arkansas	3 0	22 A	South Carolina	16 0						
37 H	Oklahoma St.	7 0	22 A	South Carolina	5 2						
37 H	Oklahoma St.	9 1	25 H	Texas St.	5 1						

Non-Div. I Games:

Texas A&M

Average RPI Win:	70	WON-LOST	WINNING	LAST 10	STRENGTH OF	OPP. STRENGTH	TEAM	ADJ	CONF.	ADJ CONF.		
Average RPI Loss:	16	RECORD	PCT. RANK	GAMES	SCHEDULE	OF SCHEDULE	RPI	RPI	RPI	RPI		
DIV. I ONLY		29-12-0	.70732	32	6-4-0	2	2	9	.68508	6	2	2
DIV. I NON-CONF.		24-5-0	.82759	18	1-0-0	3	7	5	.69197	3	2	1
<hr/>												
TOTALS	RPI 1-25	RPI 26-50		W-L RECORDS		RPI 51-100		RPI 101-150		RPI 150+		
29-12-0	10-10-0	5-2-0		OVERALL		8-0-0		1-0-0		5-0-0		
10-5-0	5-5-0	2-0-0		HOME		2-0-0		0-0-0		1-0-0		
6-3-0	2-1-0	2-2-0		AWAY		2-0-0		0-0-0		0-0-0		
13-4-0	3-4-0	1-0-0		NEUTRAL		4-0-0		1-0-0		4-0-0		
24-5-0	6-5-0	4-0-0		NON-CONFERENCE		8-0-0		1-0-0		5-0-0		
8-1-0	3-1-0	2-0-0		HOME		2-0-0		0-0-0		1-0-0		
3-0-0	0-0-0	1-0-		AWAY		2-0-0		0-0-0		0-0-0		
13-4-0	3-4-0	1-0-0		NEUTRAL		4-0-0		1-0-0		4-0-0		
5-7-0	4-5-0	1-2-0		CONFERENCE		0-0-0		0-0-0		0-0-0		
2-4-0	2-4-0	0-0-0		HOME		0-0-0		0-0-0		0-0-0		
3-3-0	2-1-0	1-2-0		AWAY		0-0-0		0-0-0		0-0-0		
0-0-0	0-0-0	0-0-0		NEUTRAL		0-0-0		0-0-0		0-0-0		
RPI	S	Opponent	Score	RPI	S	Opponent	Score	RPI	S	Opponent	Score	
1	N	Florida	4 9	26	N	Georgia	10 5	58	N	Cal Poly	3 1	
4	A	Washington	6 2	31	H	Texas	3 2	59	A	Long Beach St.	1 0	
4	A	Washington	7 12	35	H	Notre Dame	8 0	65	N	UCF	1 0	
4	A	Washington	9 8	42	A	Oregon St.	5 8	66	A	Cal St. Fullerton	2 0	
7	H	Oregon	1 0	42	A	Oregon St.	0 8	78	N	Liberty	7 1	
7	H	Oregon	2 0	42	A	Oregon St.	7 5	98	H	Weber St.	22 1	
7	H	Oregon	4 11	48	A	San Diego St.	8 0	98	H	Weber St.	4 1	
8	N	Florida St.	1 2					99	N	North Carolina St.	8 3	
10	N	Baylor	6 11									
12	N	LSU	6 5									
13	N	Oklahoma	1 10									
15	H	Utah	0 4									
15	H	Utah	2 7									
15	H	Utah	1 2									
16	H	Kentucky	1 2									
16	H	Kentucky	6 2									
18	H	BYU	4 2									
18	H	BYU	1 0									
22	N	South Carolina	5 2									
23	N	Michigan	4 0									
				LAST 10 GAMES								
				42	A	Oregon St.	5 8	7	H	Oregon	2 0	
				42	A	Oregon St.	7 5	4	A	Washington	7 12	
				42	A	Oregon St.	0 8	4	A	Washington	9 8	
				7	H	Oregon	4 11	4	A	Washington	6 2	
				7	H	Oregon	1 0	213	H	Dartmouth	4 2	

Non-Div. I Games:

UCLA

Average RPI Win:	88	WON-LOST RECORD	WINNING PCT. RANK	LAST 10 GAMES	STRENGTH OF SCHEDULE	OPP. STRENGTH OF SCHEDULE	TEAM RPI	ADJ RPI	CONF. RPI	ADJ CONF. RPI		
Average RPI Loss:	5											
DIV. I ONLY		37-4-0	.90244	5	6-4-0	24	5	6	.68287	7	2	2
DIV. I NON-CONF.		27-0-0	1	1	2-0-0	132	26	10	.65905	10	2	1
<hr/>												
TOTALS	RPI 1-25	RPI 26-50		W-L RECORDS		RPI 51-100		RPI 101-150		RPI 150+		
37-4-0	13-4-0	3-0-0		OVERALL		6-0-0		6-0-0		9-0-0		
15-2-0	8-2-0	0-0-0		HOME		2-0-0		1-0-0		4-0-0		
7-2-0	3-2-0	2-0-0		AWAY		2-0-0		0-0-0		0-0-0		
15-0-0	2-0-0	1-0-0		NEUTRAL		2-0-0		5-0-0		5-0-0		
27-0-0	3-0-0	3-0-0		NON-CONFERENCE		6-0-0		6-0-0		9-0-0		
8-0-0	1-0-0	0-0-0		HOME		2-0-0		1-0-0		4-0-0		
4-0-0	0-0-0	2-0-		AWAY		2-0-0		0-0-0		0-0-0		
15-0-0	2-0-0	1-0-0		NEUTRAL		2-0-0		5-0-0		5-0-0		
10-4-0	10-4-0	0-0-0		CONFERENCE		0-0-0		0-0-0		0-0-0		
7-2-0	7-2-0	0-0-0		HOME		0-0-0		0-0-0		0-0-0		
3-2-0	3-2-0	0-0-0		AWAY		0-0-0		0-0-0		0-0-0		
0-0-0	0-0-0	0-0-0		NEUTRAL		0-0-0		0-0-0		0-0-0		
RPI S	Opponent	Score	RPI S	Opponent	Score	RPI S	Opponent	Score	RPI S	Opponent	Score	
4 H	Washington	3 5	28 A	Missouri	10 3	58 N	Cal Poly	3 1	117 N	Kent St.	4 3	
4 H	Washington	2 4	28 A	Missouri	7 2	68 A	Hawaii	8 2	127 N	UNLV	4 2	
4 H	Washington	4 1	46 N	Fresno St.	4 1	68 A	Hawaii	17 0	130 H	Pacific	8 0	
6 A	UCLA	0 1				70 N	San Jose St.	8 0	132 N	Montana	6 0	
6 A	UCLA	11 4				75 H	Hofstra	16 0	132 N	Montana	1 0	
6 A	UCLA	0 2				75 H	Hofstra	12 1	150 N	Maryland	14 0	
15 A	Utah	12 3							152 N	Virginia	11 6	
15 A	Utah	3 0							159 N	Creighton	8 0	
16 N	Kentucky	5 4							168 N	SFA	8 2	
17 H	California	10 2							183 N	Butler	8 0	
17 H	California	2 1							186 N	Seattle U	4 2	
17 H	California	5 1							205 H	Idaho St.	9 3	
18 H	BYU	1 0							205 H	Idaho St.	9 0	
19 N	Illinois	11 0							246 H	Portland St.	3 1	
21 H	Arizona St.	8 4							246 H	Portland St.	8 0	
21 H	Arizona St.	4 0										
21 H	Arizona St.	1 0										
			LAST 10 GAMES									
4 H	Washington	3 5	6 A	UCLA	0 2							
4 H	Washington	4 1	246 H	Portland St.	3 1							
4 H	Washington	2 4	246 H	Portland St.	8 0							
6 A	UCLA	11 4	21 H	Arizona St.	1 0							
6 A	UCLA	0 1	21 H	Arizona St.	8 4							

Non-Div. I Games:

Oregon

Average RPI Win:	91	WON-LOST	WINNING	LAST 10	STRENGTH OF	OPP. STRENGTH	TEAM	ADJ	CONF.	ADJ CONF.		
Average RPI Loss:	9	RECORD	PCT. RANK	GAMES	SCHEDULE	OF SCHEDULE	RPI	RPI	RPI	RPI		
DIV. I ONLY		39-3-1	.9186	4	8-2-0	38	15	7	.68029	8	4	4
DIV. I NON-CONF.		21-3-1	.86	15	1-2-0	4	2	1	.69206	2	4	4
<hr/>												
TOTALS	RPI 1-25	RPI 26-50		W-L RECORDS		RPI 51-100		RPI 101-150		RPI 150+		
39-3-1	3-3-1	12-0-0		OVERALL		9-0-0		4-0-0		11-0-0		
21-0-0	0-0-0	11-0-0		HOME		4-0-0		2-0-0		4-0-0		
13-2-0	1-2-0	0-0-0		AWAY		4-0-0		2-0-0		6-0-0		
5-1-1	2-1-1	1-0-0		NEUTRAL		1-0-0		0-0-0		1-0-0		
21-3-1	3-3-1	6-0-0		NON-CONFERENCE		6-0-0		4-0-0		2-0-0		
12-0-0	0-0-0	5-0-0		HOME		4-0-0		2-0-0		1-0-0		
4-2-0	1-2-0	0-0-		AWAY		1-0-0		2-0-0		0-0-0		
5-1-1	2-1-1	1-0-0		NEUTRAL		1-0-0		0-0-0		1-0-0		
18-0-0	0-0-0	6-0-0		CONFERENCE		3-0-0		0-0-0		9-0-0		
9-0-0	0-0-0	6-0-0		HOME		0-0-0		0-0-0		3-0-0		
9-0-0	0-0-0	0-0-0		AWAY		3-0-0		0-0-0		6-0-0		
0-0-0	0-0-0	0-0-0		NEUTRAL		0-0-0		0-0-0		0-0-0		
RPI S	Opponent	Score	RPI S	Opponent	Score	RPI S	Opponent	Score	RPI S	Opponent	Score	
1 A	Florida	0 1	27 H	Marshall	7 0	60 H	Nebraska	8 0	118 A	FGCU	13 1	
3 N	Arizona	1 0	27 H	Marshall	1 0	60 H	Nebraska	9 0	118 A	FGCU	7 0	
5 N	Texas A&M	0 2	35 H	Notre Dame	6 0	64 A	Syracuse	18 9	131 H	Furman	5 1	
6 N	UCLA	2 1	35 H	Notre Dame	6 0	64 A	Syracuse	13 4	131 H	Furman	9 1	
22 A	South Carolina	3 1	35 H	Notre Dame	16 0	64 A	Syracuse	6 5	152 A	Virginia	8 0	
22 A	South Carolina	2 7	38 H	Lipscomb	13 1	65 A	UCF	4 0	152 A	Virginia	10 0	
23 N	Michigan	5 5	41 H	Pittsburgh	5 0	83 H	North Florida	8 0	152 A	Virginia	13 1	
			41 H	Pittsburgh	12 4	83 H	North Florida	3 0	154 A	Virginia Tech	13 2	
			41 H	Pittsburgh	14 3	84 N	Stanford	8 2	154 A	Virginia Tech	5 2	
			48 N	San Diego St.	6 4				154 A	Virginia Tech	12 3	
			49 H	Northwestern	3 2				166 H	Georgia Tech	4 0	
			49 H	Northwestern	7 0				166 H	Georgia Tech	8 0	
									166 H	Georgia Tech	13 8	
									241 H	Florida A&M	5 0	
									256 N	Canisius	9 1	
<hr/>												
LAST 10 GAMES												
22 A	South Carolina	3 1	64 A	Syracuse	18 9							
22 A	South Carolina	2 7	41 H	Pittsburgh	5 0							
1 A	Florida	0 1	41 H	Pittsburgh	12 4							
64 A	Syracuse	6 5	41 H	Pittsburgh	14 3							
64 A	Syracuse	13 4	152 A	Virginia	10 0							

Non-Div. I Games:

Florida St.

Average RPI Win:		89	WON-LOST RECORD		WINNING PCT. RANK	LAST 10 GAMES		STRENGTH OF SCHEDULE		OPP. STRENGTH OF SCHEDULE	TEAM RPI	ADJ RPI	CONF. RPI	ADJ CONF. RPI			
DIV. I ONLY			39-5-0		.88636	7	10-0-0	31		8	8	.66514	9	1	1		
DIV. I NON-CONF.			28-2-0		.93333	5	5-0-0	84		33	12	.6432	14	1	2		
TOTALS		RPI 1-25		RPI 26-50		W-L RECORDS		RPI 51-100		RPI 101-150		RPI 150+					
39-5-0		9-4-0		6-1-0		OVERALL		9-0-0		9-0-0		6-0-0					
22-1-0		4-1-0		5-0-0		HOME		6-0-0		4-0-0		3-0-0					
6-2-0		4-2-0		0-0-0		AWAY		1-0-0		1-0-0		0-0-0					
11-2-0		1-1-0		1-1-0		NEUTRAL		2-0-0		4-0-0		3-0-0					
28-2-0		1-1-0		3-1-0		NON-CONFERENCE		9-0-0		9-0-0		6-0-0					
15-0-0		0-0-0		2-0-0		HOME		6-0-0		4-0-0		3-0-0					
2-0-0		0-0-0		0-0-		AWAY		1-0-0		1-0-0		0-0-0					
11-2-0		1-1-0		1-1-0		NEUTRAL		2-0-0		4-0-0		3-0-0					
11-3-0		8-3-0		3-0-0		CONFERENCE		0-0-0		0-0-0		0-0-0					
7-1-0		4-1-0		3-0-0		HOME		0-0-0		0-0-0		0-0-0					
4-2-0		4-2-0		0-0-0		AWAY		0-0-0		0-0-0		0-0-0					
0-0-0		0-0-0		0-0-0		NEUTRAL		0-0-0		0-0-0		0-0-0					
RPI	S	Opponent		Score		RPI	S	Opponent		Score		RPI	S	Opponent		Score	
13	N	Oklahoma		2	1	30	H	Ole Miss		6	1	60	N	Nebraska		5	0
14	H	Alabama		3	2	30	H	Ole Miss		8	0	71	H	Ohio		2	1
14	H	Alabama		2	0	30	H	Ole Miss		4	1	78	H	Liberty		6	0
15	N	Utah		0	3	31	N	Texas		2	4	78	H	Liberty		6	1
16	A	Kentucky		9	0	33	H	North Carolina		9	2	82	A	Ga. Southern		13	2
16	A	Kentucky		9	4	42	N	Oregon St.		14	0	96	N	UC Santa Barbara		8	3
16	A	Kentucky		5	2	50	H	Jacksonville St.		3	2	99	H	North Carolina St.		6	1
22	H	South Carolina		10	4							99	H	North Carolina St.		16	2
22	H	South Carolina		1	9							99	H	North Carolina St.		8	3
22	H	South Carolina		7	4												
24	A	Arkansas		5	1												
24	A	Arkansas		3	4												
24	A	Arkansas		1	2												
						LAST 10 GAMES											
						14	H	Alabama		2	0	16	A	Kentucky		5	2
						14	H	Alabama		3	2	16	A	Kentucky		9	0
						265	H	Tennessee St.		8	0	151	H	Eastern Ky.		10	1
						265	H	Tennessee St.		11	1	99	H	North Carolina St.		6	1
						16	A	Kentucky		9	4	99	H	North Carolina St.		16	2

Non-Div. I Games:

Tennessee

Average RPI Win:	100	WON-LOST RECORD	WINNING PCT. RANK	LAST 10 GAMES	STRENGTH OF SCHEDULE	OPP. STRENGTH OF SCHEDULE	TEAM RPI	ADJ RPI	CONF. RPI	ADJ CONF. RPI						
DIV. I ONLY		35-7-0	.83333	12	9-1-0	29	48	14	.66146	10	3	3				
DIV. I NON-CONF.		27-6-0	.81818	20	1-1-0	6	25	8	.6769	8	3	3				
<hr/>																
TOTALS	RPI 1-25	RPI 26-50		W-L RECORDS		RPI 51-100		RPI 101-150		RPI 150+						
35-7-0	4-2-0	5-0-0		OVERALL		7-4-0		12-1-0		7-0-0						
21-1-0	0-0-0	2-0-0		HOME		4-1-0		10-0-0		5-0-0						
7-5-0	0-2-0	1-0-0		AWAY		2-2-0		2-1-0		2-0-0						
7-1-0	4-0-0	2-0-0		NEUTRAL		1-1-0		0-0-0		0-0-0						
27-6-0	4-2-0	5-0-0		NON-CONFERENCE		7-4-0		7-0-0		4-0-0						
15-1-0	0-0-0	2-0-0		HOME		4-1-0		7-0-0		2-0-0						
5-4-0	0-2-0	1-0-		AWAY		2-2-0		0-0-0		2-0-0						
7-1-0	4-0-0	2-0-0		NEUTRAL		1-1-0		0-0-0		0-0-0						
8-1-0	0-0-0	0-0-0		CONFERENCE		0-0-0		5-1-0		3-0-0						
6-0-0	0-0-0	0-0-0		HOME		0-0-0		3-0-0		3-0-0						
2-1-0	0-0-0	0-0-0		AWAY		0-0-0		2-1-0		0-0-0						
0-0-0	0-0-0	0-0-0		NEUTRAL		0-0-0		0-0-0		0-0-0						
RPI	S	Opponent	Score		RPI	S	Opponent	Score		RPI	S	Opponent	Score			
3	A	Arizona	0	4	29	A	Louisiana	5	4	51	N	Fordham	0	1		
4	N	Washington	3	1	32	N	Tulsa	9	1	56	H	McNeese	6	5		
6	N	UCLA	11	6	40	H	SIUE	4	0	56	H	McNeese	9	3		
21	N	Arizona St.	4	2	40	H	SIUE	3	2	57	H	Saint Francis (PA)	7	4		
23	N	Michigan	4	0	49	N	Northwestern	7	6	65	A	UCF	5	0		
25	A	Texas St.	0	1						65	A	UCF	2	4		
										65	A	UCF	16	5		
										66	A	Cal St. Fullerton	0	1		
										67	N	CSUN	9	0		
										77	H	Grand Canyon	1	0		
										88	H	North Texas	2	3		
												115	H	Texas Tech	5	1
												115	H	Texas Tech	6	3
												115	H	Texas Tech	4	0
												121	H	Abilene Christian	6	0
												122	A	Kansas	5	1
												122	A	Kansas	6	1
												122	A	Kansas	4	6
												128	H	Lamar University	5	3
												140	H	Massachusetts	8	0
												140	H	Massachusetts	3	2
												146	H	UTSA	8	2
												146	H	UTSA	5	0
												146	H	UTSA	7	6
												158	A	Northwestern St.	3	1
												158	A	Northwestern St.	5	0
												167	H	Iowa St.	7	0
												167	H	Iowa St.	9	6
												167	H	Iowa St.	5	1
												196	H	Sam Houston St.	4	1
												242	H	Incarnate Word	3	0
LAST 10 GAMES																

Non-Div. I Games:

Baylor

Average RPI Win:		91	WON-LOST RECORD		WINNING PCT. RANK		LAST 10 GAMES		STRENGTH OF SCHEDULE		OPP. STRENGTH OF SCHEDULE		TEAM RPI		ADJ RPI		CONF. RPI		ADJ CONF. RPI					
DIV. I ONLY			38-3-0		.92683		3		9-1-0		88		4		12		.66113		11		7		5	
DIV. I NON-CONF.			25-2-0		.92593		8		2-0-0		76		1		9		.66317		9		5		5	
TOTALS		RPI 1-25		RPI 26-50		W-L RECORDS		RPI 51-100		RPI 101-150		RPI 150+												
38-3-0		4-3-0		10-0-0		OVERALL		8-0-0		10-0-0		6-0-0												
8-0-0		0-0-0		3-0-0		HOME		0-0-0		3-0-0		2-0-0												
15-3-0		4-3-0		4-0-0		AWAY		5-0-0		2-0-0		0-0-0												
15-0-0		0-0-0		3-0-0		NEUTRAL		3-0-0		5-0-0		4-0-0												
25-2-0		2-2-0		7-0-0		NON-CONFERENCE		5-0-0		5-0-0		6-0-0												
2-0-0		0-0-0		0-0-0		HOME		0-0-0		0-0-0		2-0-0												
10-2-0		2-2-0		4-0-		AWAY		2-0-0		2-0-0		0-0-0												
13-0-0		0-0-0		3-0-0		NEUTRAL		3-0-0		3-0-0		4-0-0												
13-1-0		2-1-0		3-0-0		CONFERENCE		3-0-0		5-0-0		0-0-0												
6-0-0		0-0-0		3-0-0		HOME		0-0-0		3-0-0		0-0-0												
5-1-0		2-1-0		0-0-0		AWAY		3-0-0		0-0-0		0-0-0												
2-0-0		0-0-0		0-0-0		NEUTRAL		0-0-0		2-0-0		0-0-0												
RPI	S	Opponent		Score		RPI	S	Opponent		Score		RPI	S	Opponent		Score								
4	A	Washington		2	3	31	A	Texas		5	2	54	N	Illinois St.		7	3							
4	A	Washington		0	9	31	A	Texas		11	6	58	N	Cal Poly		3	1							
12	A	LSU		3	0	35	N	Notre Dame		4	1	60	A	Nebraska		8	1							
17	A	California		10	0	35	N	Notre Dame		3	2	60	A	Nebraska		16	0							
19	A	Illinois		12	0	39	N	Fla. Atlantic		4	1	60	A	Nebraska		5	4							
19	A	Illinois		3	4	42	A	Oregon St.		6	0	74	N	Colorado St.		5	1							
19	A	Illinois		4	0	46	A	Fresno St.		9	2	99	A	North Carolina St.		7	1							
						49	H	Northwestern		6	2	99	A	North Carolina St.		11	0							
						49	H	Northwestern		3	2													
						49	H	Northwestern		8	0													
						LAST 10 GAMES																		
						49	H	Northwestern		8	0	114	H	Indiana		11	6							
						49	H	Northwestern		3	2	179	H	South Dakota		12	0							
						49	H	Northwestern		6	2	179	H	South Dakota		8	0							
						114	H	Indiana		8	0	19	A	Illinois		4	0							
						114	H	Indiana		10	2	19	A	Illinois		3	4							

Non-Div. I Games:

Minnesota

Average RPI Win: 82		WON-LOST	WINNING	LAST 10	STRENGTH OF		OPP. STRENGTH	TEAM	ADJ	CONF.	ADJ CONF.
Average RPI Loss: 27		RECORD	PCT. RANK	GAMES	SCHEDULE		OF SCHEDULE	RPI	RPI	RPI	RPI
DIV. I ONLY		32-12-0	.72727	30	5-5-0		7	12	10	.65705	12
DIV. I NON-CONF.		24-5-0	.82759	18	1-0-0		23	28	14	.6455	13
TOTALS		RPI 1-25	RPI 26-50		W-L RECORDS		RPI 51-100		RPI 101-150		RPI 150+
32-12-0		3-7-0	10-4-0		OVERALL		8-0-0		6-1-0		5-0-0
22-2-0		1-1-0	10-0-0		HOME		6-0-0		3-1-0		2-0-0
5-7-0		2-4-0	0-3-0		AWAY		1-0-0		2-0-0		0-0-0
5-3-0		0-2-0	0-1-0		NEUTRAL		1-0-0		1-0-0		3-0-0
24-5-0		1-3-0	4-1-0		NON-CONFERENCE		8-0-0		6-1-0		5-0-0
16-2-0		1-1-0	4-0-0		HOME		6-0-0		3-1-0		2-0-0
3-0-0		0-0-0	0-0-		AWAY		1-0-0		2-0-0		0-0-0
5-3-0		0-2-0	0-1-0		NEUTRAL		1-0-0		1-0-0		3-0-0
8-7-0		2-4-0	6-3-0		CONFERENCE		0-0-0		0-0-0		0-0-0
6-0-0		0-0-0	6-0-0		HOME		0-0-0		0-0-0		0-0-0
2-7-0		2-4-0	0-3-0		AWAY		0-0-0		0-0-0		0-0-0
0-0-0		0-0-0	0-0-0		NEUTRAL		0-0-0		0-0-0		0-0-0
RPI S	Opponent	Score	RPI S	Opponent	Score	RPI S	Opponent	Score	RPI S	Opponent	Score
2 A	Auburn	4 5	26 H	Georgia	2 0	54 H	Illinois St.	10 2	102 A	Southern Miss.	4 2
2 A	Auburn	8 0	26 H	Georgia	1 0	56 H	McNeese	4 3	107 H	Nicholls St.	3 2
2 A	Auburn	4 5	26 H	Georgia	4 3	59 N	Long Beach St.	13 0	108 H	Troy	11 1
6 N	UCLA	5 6	30 A	Ole Miss	0 1	61 A	Wichita St.	4 3	122 A	Kansas	10 2
11 H	Minnesota	0 3	30 A	Ole Miss	0 1	82 H	Ga. Southern	10 1	138 H	Penn St.	3 7
14 A	Alabama	2 4	30 A	Ole Miss	2 3	82 H	Ga. Southern	7 4	138 H	Penn St.	14 1
14 A	Alabama	0 3	32 N	Tulsa	0 1	87 H	La.-Monroe	9 1	139 N	New Mexico St.	9 0
14 A	Alabama	1 0	34 H	Mississippi St.	7 2	93 H	Louisiana Tech	5 0	176 N	Omaha	7 0
15 N	Utah	0 3	34 H	Mississippi St.	4 1				184 N	Southeast Mo. St.	7 3
19 H	Illinois	3 0	34 H	Mississippi St.	1 0				193 H	Central Ark.	9 2
			37 H	Oklahoma St.	5 2				193 H	Central Ark.	2 0
			37 H	Oklahoma St.	14 2				236 N	Bethune-Cookman	12 1
			39 H	Fla. Atlantic	5 1						
			39 H	Fla. Atlantic	9 1						
LAST 10 GAMES											
30 A	Ole Miss	2 3	14 A	Alabama	0 3						
30 A	Ole Miss	0 1	34 H	Mississippi St.	4 1						
30 A	Ole Miss	0 1	34 H	Mississippi St.	1 0						
14 A	Alabama	2 4	34 H	Mississippi St.	7 2						
14 A	Alabama	1 0	87 H	La.-Monroe	9 1						

Non-Div. I Games:

LSU

O
k
l
a
h
o
m
a

Oklahoma

Average RPI Win:	93	WON-LOST RECORD	WINNING PCT. RANK	LAST 10 GAMES	STRENGTH OF SCHEDULE	OPP. STRENGTH OF SCHEDULE	TEAM RPI	ADJ RPI	CONF. RPI	ADJ CONF. RPI		
Average RPI Loss:	22											
DIV. I ONLY		36-9-0	.8	15	5-5-0	19	18	11	.64961	14	1	1
DIV. I NON-CONF.		26-2-0	.92857	6	2-0-0	43	70	11	.64653	12	1	2
<hr/>												
TOTALS	RPI 1-25	RPI 26-50		W-L RECORDS		RPI 51-100		RPI 101-150		RPI 150+		
36-9-0	7-4-0	5-5-0		OVERALL		8-0-0		12-0-0		4-0-0		
25-2-0	7-2-0	0-0-0		HOME		6-0-0		9-0-0		3-0-0		
7-7-0	0-2-0	4-5-0		AWAY		2-0-0		1-0-0		0-0-0		
4-0-0	0-0-0	1-0-0		NEUTRAL		0-0-0		2-0-0		1-0-0		
26-2-0	0-0-0	2-2-0		NON-CONFERENCE		8-0-0		12-0-0		4-0-0		
18-0-0	0-0-0	0-0-0		HOME		6-0-0		9-0-0		3-0-0		
4-2-0	0-0-0	1-0-		AWAY		2-0-0		1-0-0		0-0-0		
4-0-0	0-0-0	1-0-0		NEUTRAL		0-0-0		2-0-0		1-0-0		
10-7-0	7-4-0	3-3-0		CONFERENCE		0-0-0		0-0-0		0-0-0		
7-2-0	7-2-0	0-0-0		HOME		0-0-0		0-0-0		0-0-0		
3-5-0	0-2-0	3-3-0		AWAY		0-0-0		0-0-0		0-0-0		
0-0-0	0-0-0	0-0-0		NEUTRAL		0-0-0		0-0-0		0-0-0		
RPI S	Opponent	Score	RPI S	Opponent	Score	RPI S	Opponent	Score	RPI S	Opponent	Score	
9 A	Tennessee	0 2	28 A	Missouri	9 3	65 H	UCF	4 0	115 H	Texas Tech	7 2	
9 A	Tennessee	2 3	28 A	Missouri	0 2	65 H	UCF	3 2	115 H	Texas Tech	8 0	
12 H	LSU	3 0	28 A	Missouri	3 4	69 H	South Ala.	3 1	117 H	Kent St.	5 3	
12 H	LSU	0 1	29 A	Louisiana	0 7	81 A	Coastal Caro.	6 0	135 H	Drake	10 0	
12 H	LSU	4 2	29 A	Louisiana	2 11	81 A	Coastal Caro.	9 3	135 H	Drake	6 1	
22 H	South Carolina	5 2	29 A	Louisiana	3 0	82 H	Ga. Southern	9 0	137 H	Jacksonville	10 0	
22 H	South Carolina	7 3	34 A	Mississippi St.	3 0	83 H	North Florida	2 0	137 H	Jacksonville	7 0	
22 H	South Carolina	0 14	34 A	Mississippi St.	11 3	84 H	Stanford	4 0	143 A	UAB	5 4	
24 H	Arkansas	5 0	34 A	Mississippi St.	0 1				143 H	UAB	8 0	
24 H	Arkansas	9 0	38 N	Lipscomb	5 0				147 N	Towson	4 2	
24 H	Arkansas	4 3							147 N	Towson	17 0	
									149 H	Loyola Chicago	5 0	
									156 H	Winthrop	1 0	
									198 H	Valparaiso	1 0	
									204 N	Youngstown St.	7 0	
									243 H	Gardner-Webb	9 0	
<hr/>												
LAST 10 GAMES												
9 A	Tennessee	0 2	12 H	LSU	3 0	38 N	Lipscomb	5 0	28 A	Missouri	3 4	
9 A	Tennessee	2 3	143 H	UAB	8 0	28 A	Missouri	9 3	28 A	Missouri	0 2	
12 H	LSU	4 2	12 H	LSU	0 1							
12 H	LSU	0 1										

Non-Div. I Games:

Alabama

Utah				Through Games Of April 16, 2017											
Average RPI Win:	91	WON-LOST RECORD	WINNING PCT. RANK	LAST 10 GAMES	STRENGTH OF SCHEDULE	OPP. STRENGTH OF SCHEDULE	TEAM RPI	ADJ RPI	CONF. RPI	ADJ CONF. RPI					
DIV. I ONLY		28-8-0	.77778	19	7-3-0	20	11	13	.64518	15	2	2			
DIV. I NON-CONF.		18-5-0	.78261	31	0-0-0	118	42	34	.59643	33	2	1			

TOTALS		RPI 1-25		RPI 26-50		W-L RECORDS		RPI 51-100		RPI 101-150		RPI 150+			
28-8-0		9-4-0		0-1-0		OVERALL		8-2-0		4-0-0		7-1-0			
4-3-0		4-3-0		0-0-0		HOME		0-0-0		0-0-0		0-0-0			
8-1-0		3-1-0		0-0-0		AWAY		5-0-0		0-0-0		0-0-0			
16-4-0		2-0-0		0-1-0		NEUTRAL		3-2-0		4-0-0		7-1-0			
18-5-0		2-1-0		0-1-0		NON-CONFERENCE		5-2-0		4-0-0		7-1-0			
0-0-0		0-0-0		0-0-0		HOME		0-0-0		0-0-0		0-0-0			
2-1-0		0-1-0		0-0-		AWAY		2-0-0		0-0-0		0-0-0			
16-4-0		2-0-0		0-1-0		NEUTRAL		3-2-0		4-0-0		7-1-0			
10-3-0		7-3-0		0-0-0		CONFERENCE		3-0-0		0-0-0		0-0-0			
4-3-0		4-3-0		0-0-0		HOME		0-0-0		0-0-0		0-0-0			
6-0-0		3-0-0		0-0-0		AWAY		3-0-0		0-0-0		0-0-0			
0-0-0		0-0-0		0-0-0		NEUTRAL		0-0-0		0-0-0		0-0-0			
RPI	S	Opponent	Score	RPI	S	Opponent	Score	RPI	S	Opponent	Score	RPI	S	Opponent	Score
3	H	Arizona	6 3	48	N	San Diego St.	2 3	59	A	Long Beach St.	8 0	114	N	Indiana	7 0
3	H	Arizona	1 5					66	N	Cal St. Fullerton	0 1	116	N	UC Riverside	11 0
3	H	Arizona	3 2					68	A	Hawaii	1 0	132	N	Montana	5 2
6	A	UCLA	2 1					70	N	San Jose St.	8 5	133	N	Loyola Marymount	6 2
6	A	UCLA	7 2					84	A	Stanford	6 2	169	N	Toledo	10 1
6	A	UCLA	4 0					84	A	Stanford	8 6	169	N	Toledo	17 3
7	H	Oregon	3 12					84	A	Stanford	11 4	171	N	Binghamton	7 2
7	H	Oregon	0 3					90	N	UT Arlington	12 0	176	N	Omaha	1 5
9	N	Tennessee	3 0					97	N	Houston	8 0	185	N	Charleston So.	9 0
12	N	LSU	3 0					100	N	Nevada	6 7	185	N	Charleston So.	5 1
17	H	California	7 6									218	N	UTEP	9 0
17	H	California	12 2									254	N	CSU Bakersfield	8 0
18	A	BYU	3 4												
				LAST 10 GAMES											
				3	H	Arizona	3 2	84	A	Stanford	6 2				
				3	H	Arizona	6 3	84	A	Stanford	11 4				
				3	H	Arizona	1 5	84	A	Stanford	8 6				
				17	H	California	12 2	7	H	Oregon	0 3				
				17	H	California	7 6	7	H	Oregon	3 12				

Non-Div. I Games:

Utah

Average RPI Win: 107		WON-LOST RECORD		WINNING PCT. RANK		LAST 10 GAMES		STRENGTH OF SCHEDULE		OPP. STRENGTH OF SCHEDULE		TEAM RPI		ADJ RPI		CONF. RPI		ADJ CONF. RPI					
DIV. I ONLY		26-13-0		.66667		49		3-7-0		10		17		16		.63573		16		1		1	
DIV. I NON-CONF.		20-4-0		.83333		17		1-0-0		57		52		25		.62613		24		1		2	
TOTALS		RPI 1-25		RPI 26-50		W-L RECORDS		RPI 51-100		RPI 101-150		RPI 150+											
26-13-0		6-7-0		3-6-0		OVERALL		4-0-0		6-0-0		7-0-0											
9-5-0		5-5-0		0-0-0		HOME		0-0-0		2-0-0		2-0-0											
8-5-0		1-1-0		3-4-0		AWAY		2-0-0		1-0-0		1-0-0											
9-3-0		0-1-0		0-2-0		NEUTRAL		2-0-0		3-0-0		4-0-0											
20-4-0		2-2-0		1-2-0		NON-CONFERENCE		4-0-0		6-0-0		7-0-0											
5-0-0		1-0-0		0-0-0		HOME		0-0-0		2-0-0		2-0-0											
6-1-0		1-1-0		1-0-		AWAY		2-0-0		1-0-0		1-0-0											
9-3-0		0-1-0		0-2-0		NEUTRAL		2-0-0		3-0-0		4-0-0											
6-9-0		4-5-0		2-4-0		CONFERENCE		0-0-0		0-0-0		0-0-0											
4-5-0		4-5-0		0-0-0		HOME		0-0-0		0-0-0		0-0-0											
2-4-0		0-0-0		2-4-0		AWAY		0-0-0		0-0-0		0-0-0											
0-0-0		0-0-0		0-0-0		NEUTRAL		0-0-0		0-0-0		0-0-0											
RPI	S	Opponent		Score		RPI	S	Opponent		Score		RPI	S	Opponent		Score							
1	H	Florida		5 1		26	A	Georgia		5 7		52	A	Louisville		10 1							
1	H	Florida		0 4		26	A	Georgia		1 3		65	A	UCF		6 3							
1	H	Florida		0 2		26	A	Georgia		2 1		72	N	Memphis		12 0							
6	A	UCLA		2 6		30	A	Ole Miss		1 7		72	N	Memphis		9 1							
6	A	UCLA		2 1		30	A	Ole Miss		0 4													
7	N	Oregon		4 5		30	A	Ole Miss		1 0													
9	H	Tennessee		2 5		39	A	Fla. Atlantic		6 2													
9	H	Tennessee		0 9		41	N	Pittsburgh		3 6													
9	H	Tennessee		4 9		41	N	Pittsburgh		1 3													
23	H	Michigan		5 1																			
24	H	Arkansas		7 5																			
24	H	Arkansas		2 1																			
24	H	Arkansas		2 0																			
								LAST 10 GAMES															
						1	H	Florida		0 2		9	H	Tennessee		2 5							
						1	H	Florida		5 1		9	H	Tennessee		0 9							
						1	H	Florida		0 4		30	A	Ole Miss		0 4							
						52	A	Louisville		10 1		30	A	Ole Miss		1 0							
						9	H	Tennessee		4 9		30	A	Ole Miss		1 7							

Non-Div. I Games:

Kentucky

Average RPI Win:	104	WON-LOST RECORD	WINNING PCT. RANK	LAST 10 GAMES	STRENGTH OF SCHEDULE	OPP. STRENGTH OF SCHEDULE	TEAM RPI	ADJ RPI	CONF. RPI	ADJ CONF. RPI		
DIV. I ONLY		25-13-0	.65789	55	5-5-0	11	20	17	.63529	17	2	2
DIV. I NON-CONF.		22-5-0	.81481	22	5-0-0	27	22	16	.6431	15	2	1
<hr/>												
TOTALS	RPI 1-25	RPI 26-50		W-L RECORDS		RPI 51-100		RPI 101-150		RPI 150+		
25-13-0	2-10-0	5-3-0		OVERALL		6-0-0		6-0-0		6-0-0		
10-4-0	0-4-0	2-0-0		HOME		4-0-0		2-0-0		2-0-0		
1-6-0	0-5-0	0-1-0		AWAY		0-0-0		0-0-0		1-0-0		
14-3-0	2-1-0	3-2-0		NEUTRAL		2-0-0		4-0-0		3-0-0		
22-5-0	2-2-0	5-3-0		NON-CONFERENCE		3-0-0		6-0-0		6-0-0		
7-1-0	0-1-0	2-0-0		HOME		1-0-0		2-0-0		2-0-0		
1-1-0	0-0-0	0-0-		AWAY		0-0-0		0-0-0		1-0-0		
14-3-0	2-1-0	3-2-0		NEUTRAL		2-0-0		4-0-0		3-0-0		
3-8-0	0-8-0	0-0-0		CONFERENCE		3-0-0		0-0-0		0-0-0		
3-3-0	0-3-0	0-0-0		HOME		3-0-0		0-0-0		0-0-0		
0-5-0	0-5-0	0-0-0		AWAY		0-0-0		0-0-0		0-0-0		
0-0-0	0-0-0	0-0-0		NEUTRAL		0-0-0		0-0-0		0-0-0		
RPI S	Opponent	Score	RPI S	Opponent	Score	RPI S	Opponent	Score	RPI S	Opponent	Score	
1 N	Florida	0 4	32 A	Tulsa	0 4	52 N	Louisville	5 2	109 H	Lehigh	3 0	
3 H	Arizona	1 6	33 N	North Carolina	3 1	60 N	Nebraska	2 0	114 N	Indiana	6 3	
3 H	Arizona	0 6	33 N	North Carolina	1 4	84 H	Stanford	1 0	117 N	Kent St.	8 7	
3 H	Arizona	0 7	36 N	Ohio St.	5 4	84 H	Stanford	7 4	130 H	Pacific	13 5	
7 A	Oregon	1 5	37 N	Oklahoma St.	9 1	84 H	Stanford	7 1	132 N	Montana	7 0	
7 A	Oregon	1 2	46 H	Fresno St.	8 0	96 H	UC Santa Barbara	5 1	133 N	Loyola Marymount	7 4	
7 A	Oregon	2 10	46 H	Fresno St.	2 1				153 N	Iowa	1 0	
11 H	Minnesota	0 10	49 N	Northwestern	2 3				166 N	Georgia Tech	10 8	
15 A	Utah	6 7							166 N	Georgia Tech	8 1	
15 A	Utah	2 12							230 H	Santa Clara	7 0	
19 N	Illinois	2 1							231 A	Saint Mary's (CA)	11 0	
19 N	Illinois	9 5							231 H	Saint Mary's (CA)	3 2	
<hr/>												
LAST 10 GAMES												
46 H	Fresno St.	2 1	231 H	Saint Mary's (CA)	3 2							
46 H	Fresno St.	8 0	3 H	Arizona	1 6							
230 H	Santa Clara	7 0	3 H	Arizona	0 6							
15 A	Utah	2 12	3 H	Arizona	0 7							
15 A	Utah	6 7	96 H	UC Santa Barbara	5 1							

Non-Div. I Games:

California

Average RPI Win:		122	WON-LOST RECORD		WINNING PCT. RANK		LAST 10 GAMES		STRENGTH OF SCHEDULE		OPP. STRENGTH OF SCHEDULE		TEAM RPI		ADJ RPI		CONF. RPI		ADJ CONF. RPI				
Average RPI Loss:		30	31-10-0		.7561 23		10-0-0		39		30		21		.63511 18		15		15				
DIV. I ONLY			25-10-0		.71429 51		4-0-0		13		15		24		.63669 17		15		15				
DIV. I NON-CONF.																							
TOTALS		RPI 1-25		RPI 26-50		W-L RECORDS		RPI 51-100		RPI 101-150		RPI 150+											
31-10-0		3-7-0		5-1-0		OVERALL		5-1-0		7-0-0		11-1-0											
8-0-0		1-0-0		0-0-0		HOME		0-0-0		3-0-0		4-0-0											
9-4-0		0-3-0		4-1-0		AWAY		1-0-0		3-0-0		1-0-0											
14-6-0		2-4-0		1-0-0		NEUTRAL		4-1-0		1-0-0		6-1-0											
25-10-0		3-7-0		5-1-0		NON-CONFERENCE		5-1-0		1-0-0		11-1-0											
5-0-0		1-0-0		0-0-0		HOME		0-0-0		0-0-0		4-0-0											
6-4-0		0-3-0		4-0-		AWAY		1-0-0		0-0-0		1-0-0											
14-6-0		2-4-0		1-0-0		NEUTRAL		4-1-0		1-0-0		6-1-0											
6-0-0		0-0-0		0-0-0		CONFERENCE		0-0-0		6-0-0		0-0-0											
3-0-0		0-0-0		0-0-0		HOME		0-0-0		3-0-0		0-0-0											
3-0-0		0-0-0		0-0-0		AWAY		0-0-0		3-0-0		0-0-0											
0-0-0		0-0-0		0-0-0		NEUTRAL		0-0-0		0-0-0		0-0-0											
RPI	S	Opponent		Score		RPI	S	Opponent		Score		RPI	S	Opponent		Score							
2	N	Auburn		0	3	26	N	Georgia		4	0	129	N	Miami (OH)		6	2						
3	N	Arizona		0	9	42	A	Oregon St.		4	2	130	H	Pacific		5	0						
4	N	Washington		4	2	42	A	Oregon St.		2	1	130	H	Pacific		14	0						
5	N	Texas A&M		1	11	46	A	Fresno St.		8	6	130	H	Pacific		10	0						
6	A	UCLA		0	1	46	A	Fresno St.		1	6	133	A	Loyola Marymount		5	1						
6	A	UCLA		2	4	48	A	San Diego St.		5	1	133	A	Loyola Marymount		8	0						
7	A	Oregon		0	1									133	A	Loyola Marymount		2	0				
13	N	Oklahoma		1	7									160	N	LIU Brooklyn		5	10				
15	H	Utah		4	3									165	N	Sacramento St.		9	4				
25	N	Texas St.		5	3									165	N	Sacramento St.		7	1				
																178	N	Boston U.		9	0		
																197	H	Maine		8	0		
																197	H	Maine		10	4		
																213	N	Dartmouth		4	0		
																213	N	Dartmouth		5	1		
																229	A	Southern Utah		13	3		
																239	H	Wagner		7	1		
																239	H	Wagner		5	4		
																248	N	Detroit Mercy		16	0		

Average RPI Win:	115	WON-LOST RECORD	WINNING PCT. RANK	LAST 10 GAMES	STRENGTH OF SCHEDULE	OPP. STRENGTH OF SCHEDULE	TEAM RPI	ADJ RPI	CONF. RPI	ADJ CONF. RPI		
DIV. I ONLY		31-10-0	.7561	23	8-2-0	28	38	18	.63143	19	7	5
DIV. I NON-CONF.		21-8-0	.72414	49	1-0-0	17	16	27	.62394	27	5	5
<hr/>												
TOTALS	RPI 1-25	RPI 26-50		W-L RECORDS		RPI 51-100		RPI 101-150		RPI 150+		
31-10-0	1-7-0	5-2-0		OVERALL		4-1-0		11-0-0		10-0-0		
9-2-0	1-2-0	1-0-0		HOME		1-0-0		6-0-0		0-0-0		
6-3-0	0-1-0	1-1-0		AWAY		1-1-0		0-0-0		4-0-0		
16-5-0	0-4-0	3-1-0		NEUTRAL		2-0-0		5-0-0		6-0-0		
21-8-0	0-5-0	5-2-0		NON-CONFERENCE		4-1-0		5-0-0		7-0-0		
5-0-0	0-0-0	1-0-0		HOME		1-0-0		3-0-0		0-0-0		
3-3-0	0-1-0	1-0-		AWAY		1-1-0		0-0-0		1-0-0		
13-5-0	0-4-0	3-1-0		NEUTRAL		2-0-0		2-0-0		6-0-0		
10-2-0	1-2-0	0-0-0		CONFERENCE		0-0-0		6-0-0		3-0-0		
4-2-0	1-2-0	0-0-0		HOME		0-0-0		3-0-0		0-0-0		
3-0-0	0-0-0	0-0-0		AWAY		0-0-0		0-0-0		3-0-0		
3-0-0	0-0-0	0-0-0		NEUTRAL		0-0-0		3-0-0		0-0-0		
RPI	S	Opponent	Score	RPI	S	Opponent	Score	RPI	S	Opponent	Score	
2	N	Auburn	2 6	28	N	Missouri	1 5	53	A	Georgia St.	6 0	
7	N	Oregon	0 11	33	N	North Carolina	13 0	53	A	Georgia St.	4 13	
11	H	Minnesota	4 3	33	N	North Carolina	6 2	54	H	Illinois St.	5 3	
11	H	Minnesota	0 12	39	N	Fla. Atlantic	5 4	54	N	Illinois St.	4 2	
11	H	Minnesota	0 4	40	H	SIUE	5 2	55	N	South Fla.	7 3	
12	A	LSU	0 3	43	A	Kennesaw St.	4 5					
17	N	California	5 9	43	A	Kennesaw St.	19 1					
17	N	California	1 2									

Non-Div. I Games:

Illinois

[illegible]

Non-Div. I Games:

James Madison

Average RPI Win: 97		WON-LOST	WINNING	LAST 10	STRENGTH OF		OPP. STRENGTH	TEAM	ADJ	CONF.	ADJ CONF.
Average RPI Loss: 17		RECORD	PCT. RANK	GAMES	SCHEDULE		OF SCHEDULE	RPI	RPI	RPI	RPI
DIV. I ONLY		26-12-0	.68421	43	23		6	26	.62367	21	2
DIV. I NON-CONF.		21-5-0	.80769	24	37		13	18	.63299	19	2
TOTALS		RPI 1-25	RPI 26-50		W-L RECORDS		RPI 51-100		RPI 101-150		RPI 150+
26-12-0		1-10-0	4-1-0		OVERALL		11-1-0		5-0-0		5-0-0
17-2-0		0-0-0	2-1-0		HOME		6-1-0		5-0-0		4-0-0
4-6-0		0-6-0	0-0-0		AWAY		4-0-0		0-0-0		0-0-0
5-4-0		1-4-0	2-0-0		NEUTRAL		1-0-0		0-0-0		1-0-0
21-5-0		1-4-0	2-0-0		NON-CONFERENCE		8-1-0		5-0-0		5-0-0
15-1-0		0-0-0	0-0-0		HOME		6-1-0		5-0-0		4-0-0
1-0-0		0-0-0	0-0-		AWAY		1-0-0		0-0-0		0-0-0
5-4-0		1-4-0	2-0-0		NEUTRAL		1-0-0		0-0-0		1-0-0
5-7-0		0-6-0	2-1-0		CONFERENCE		3-0-0		0-0-0		0-0-0
2-1-0		0-0-0	2-1-0		HOME		0-0-0		0-0-0		0-0-0
3-6-0		0-6-0	0-0-0		AWAY		3-0-0		0-0-0		0-0-0
0-0-0		0-0-0	0-0-0		NEUTRAL		0-0-0		0-0-0		0-0-0
RPI S	Opponent	Score	RPI S	Opponent	Score	RPI S	Opponent	Score	RPI S	Opponent	Score
4 A	Washington	4 6	31 N	Texas	9 6	54 H	Illinois St.	7 1	114 H	Indiana	4 2
4 A	Washington	0 4	35 N	Notre Dame	3 1	60 H	Nebraska	6 0	116 H	UC Riverside	4 1
4 A	Washington	0 1	42 H	Oregon St.	11 0	60 H	Nebraska	10 1	134 H	Purdue	3 0
5 N	Texas A&M	1 2	42 H	Oregon St.	4 5	60 H	Nebraska	12 1	139 H	New Mexico St.	5 2
7 A	Oregon	0 1	42 H	Oregon St.	8 0	61 H	Wichita St.	6 4	139 H	New Mexico St.	7 3
7 A	Oregon	0 4				63 H	Boston College	2 3	152 H	Virginia	4 1
7 A	Oregon	4 8				66 A	Cal St. Fullerton	10 1	153 N	Iowa	5 4
10 N	Baylor	2 4				84 A	Stanford	10 0	177 H	San Diego	6 3
22 N	South Carolina	4 3				84 A	Stanford	9 1	197 H	Maine	9 0
23 N	Michigan	0 2				84 A	Stanford	7 4	218 H	UTEP	8 0
23 N	Michigan	0 3				90 H	UT Arlington	8 0			
						96 N	UC Santa Barbara	8 0			
LAST 10 GAMES											
84 A	Stanford	7 4	7 A	Oregon	0 4						
84 A	Stanford	9 1	42 H	Oregon St.	4 5						
84 A	Stanford	10 0	42 H	Oregon St.	11 0						
7 A	Oregon	0 1	42 H	Oregon St.	8 0						
7 A	Oregon	4 8	139 H	New Mexico St.	5 2						

Non-Div. I Games:

Arizona St.

Average RPI Win: 111		WON-LOST	WINNING	LAST 10	STRENGTH OF		OPP. STRENGTH	TEAM	ADJ	CONF.	ADJ CONF.
Average RPI Loss: 23		RECORD	PCT. RANK	GAMES	SCHEDULE		OF SCHEDULE	RPI	RPI	RPI	RPI
DIV. I ONLY		25-18-0	.5814	89	4		27	22	.62252	22	1
DIV. I NON-CONF.		22-7-0	.75862	37	33		51	29	.61628	28	1
TOTALS		RPI 1-25	RPI 26-50		W-L RECORDS		RPI 51-100		RPI 101-150		RPI 150+
25-18-0		3-12-0	3-4-0		OVERALL		5-2-0		4-0-0		10-0-0
17-6-0		1-6-0	1-0-0		HOME		3-0-0		2-0-0		10-0-0
4-8-0		2-4-0	2-3-0		AWAY		0-1-0		0-0-0		0-0-0
4-4-0		0-2-0	0-1-0		NEUTRAL		2-1-0		2-0-0		0-0-0
22-7-0		1-3-0	2-2-0		NON-CONFERENCE		5-2-0		4-0-0		10-0-0
17-1-0		1-1-0	1-0-0		HOME		3-0-0		2-0-0		10-0-0
1-2-0		0-0-0	1-0-		AWAY		0-1-0		0-0-0		0-0-0
4-4-0		0-2-0	0-1-0		NEUTRAL		2-1-0		2-0-0		0-0-0
3-11-0		2-9-0	1-2-0		CONFERENCE		0-0-0		0-0-0		0-0-0
0-5-0		0-5-0	0-0-0		HOME		0-0-0		0-0-0		0-0-0
3-6-0		2-4-0	1-2-0		AWAY		0-0-0		0-0-0		0-0-0
0-0-0		0-0-0	0-0-0		NEUTRAL		0-0-0		0-0-0		0-0-0
RPI S	Opponent	Score		RPI S	Opponent	Score		RPI S	Opponent	Score	
1 H	Florida	0	10	31 A	Texas	9	4	59 N	Long Beach St.	4	2
1 H	Florida	1	13	33 A	North Carolina	3	7	71 H	Ohio	10	0
1 H	Florida	0	6	34 A	Mississippi St.	4	6	76 H	Col. of Charleston	5	4
5 H	Texas A&M	0	16	34 A	Mississippi St.	2	5	76 H	Col. of Charleston	8	2
5 H	Texas A&M	2	5	34 A	Mississippi St.	3	0	81 A	Coastal Caro.	2	3
6 N	UCLA	2	5	45 H	USC Upstate	7	5	93 N	Louisiana Tech	4	3
8 H	Florida St.	7	2	49 N	Northwestern	4	6	93 N	Louisiana Tech	1	5
8 H	Florida St.	1	3								
9 A	Tennessee	4	10								
9 A	Tennessee	9	1								
9 A	Tennessee	4	7								
14 A	Alabama	2	5								
14 A	Alabama	3	7								
14 A	Alabama	14	0								
21 N	Arizona St.	3	4								
LAST 10 GAMES											
8 H	Florida St.	1	3	34 A	Mississippi St.	4	6				
8 H	Florida St.	7	2	34 A	Mississippi St.	3	0				
163 H	Mercer	3	1	5 H	Texas A&M	0	16				
81 A	Coastal Caro.	2	3	5 H	Texas A&M	2	5				
34 A	Mississippi St.	2	5	131 H	Furman	8	0				

Non-Div. I Games:

South Carolina

Non-Div. I Games:

Tie, Loss, Non-Conf, S Site, H Home, A Away, N Neutral Page 23

Average RPI Win: 124		WON-LOST	WINNING	LAST 10	STRENGTH OF	OPP. STRENGTH	TEAM	ADJ	CONF.	ADJ CONF.												
Average RPI Loss: 14		RECORD	PCT. RANK	GAMES	SCHEDULE	OF SCHEDULE	RPI	RPI	RPI	RPI												
DIV. I ONLY		26-16-0	.61905	75	4-6-0	5	24	19	.62013	24	1	1										
DIV. I NON-CONF.		21-3-0	.875	12	1-1-0	113	131	28	.61288	29	1	2										
<hr/>																						
TOTALS		RPI 1-25		RPI 26-50		W-L RECORDS		RPI 51-100		RPI 101-150		RPI 150+										
26-16-0		3-13-0		4-3-0		OVERALL		5-0-0		3-0-0		11-0-0										
11-6-0		3-6-0		1-0-0		HOME		1-0-0		2-0-0		4-0-0										
6-10-0		0-7-0		3-3-0		AWAY		2-0-0		0-0-0		1-0-0										
9-0-0		0-0-0		0-0-0		NEUTRAL		2-0-0		1-0-0		6-0-0										
21-3-0		0-1-0		2-2-0		NON-CONFERENCE		5-0-0		3-0-0		11-0-0										
8-0-0		0-0-0		1-0-0		HOME		1-0-0		2-0-0		4-0-0										
4-3-0		0-1-0		1-0-		AWAY		2-0-0		0-0-0		1-0-0										
9-0-0		0-0-0		0-0-0		NEUTRAL		2-0-0		1-0-0		6-0-0										
5-13-0		3-12-0		2-1-0		CONFERENCE		0-0-0		0-0-0		0-0-0										
3-6-0		3-6-0		0-0-0		HOME		0-0-0		0-0-0		0-0-0										
2-7-0		0-6-0		2-1-0		AWAY		0-0-0		0-0-0		0-0-0										
0-0-0		0-0-0		0-0-0		NEUTRAL		0-0-0		0-0-0		0-0-0										
RPI	S	Opponent		Score		RPI	S	Opponent		Score		RPI	S	Opponent		Score						
1	H	Florida		1 6		28	A	Missouri		0 1		60	H	Nebraska		2 0						
1	H	Florida		1 6		28	A	Missouri		4 2		67	N	CSUN		8 7						
1	H	Florida		0 8		28	A	Missouri		6 5		72	N	Memphis		4 2						
5	H	Texas A&M		0 3		32	A	Tulsa		0 8		88	A	North Texas		11 0						
5	H	Texas A&M		2 3		32	H	Tulsa		3 1		88	A	North Texas		7 0						
5	H	Texas A&M		4 3		37	A	Oklahoma St.		7 6												
9	H	Tennessee		1 5		39	A	Fla. Atlantic		1 3												
9	H	Tennessee		4 3																		
9	H	Tennessee		2 1																		
13	A	Oklahoma		2 4																		
14	A	Alabama		3 4																		
14	A	Alabama		0 9																		
14	A	Alabama		0 5																		
16	A	Kentucky		5 7																		
16	A	Kentucky		1 2																		
16	A	Kentucky		0 2																		
<hr/>																						
LAST 10 GAMES																						
5 H Texas A&M						4 3						28 A Missouri						6 5				
5 H Texas A&M						2 3						28 A Missouri						0 1				
5 H Texas A&M						0 3						13 A Oklahoma						2 4				
32 H Tulsa						3 1						1 H Florida						1 6				
28 A Missouri						4 2						1 H Florida						0 8				

Non-Div. I Games:

Arkansas

Average RPI Win: 122		WON-LOST	WINNING	LAST 10	STRENGTH OF		OPP. STRENGTH	TEAM	ADJ	CONF.	ADJ CONF.
Average RPI Loss: 54		RECORD	PCT. RANK	GAMES	SCHEDULE		OF SCHEDULE	RPI	RPI	RPI	RPI
DIV. I ONLY		31-10-0	.7561	23	7-3-0		34	71	29	.61835	25
DIV. I NON-CONF.		19-5-0	.79167	30	2-0-0		72	63	30	.60786	31
TOTALS		RPI 1-25	RPI 26-50		W-L RECORDS		RPI 51-100		RPI 101-150		RPI 150+
31-10-0		1-3-0	3-2-0		OVERALL		14-3-0		4-2-0		9-0-0
12-5-0		1-0-0	2-2-0		HOME		1-2-0		2-1-0		6-0-0
10-3-0		0-2-0	1-0-0		AWAY		8-1-0		1-0-0		0-0-0
9-2-0		0-1-0	0-0-0		NEUTRAL		5-0-0		1-1-0		3-0-0
19-5-0		1-3-0	2-0-0		NON-CONFERENCE		6-0-0		4-2-0		6-0-0
7-1-0		1-0-0	1-0-0		HOME		0-0-0		2-1-0		3-0-0
3-2-0		0-2-0	1-0-		AWAY		1-0-0		1-0-0		0-0-0
9-2-0		0-1-0	0-0-0		NEUTRAL		5-0-0		1-1-0		3-0-0
12-5-0		0-0-0	1-2-0		CONFERENCE		8-3-0		0-0-0		3-0-0
5-4-0		0-0-0	1-2-0		HOME		1-2-0		0-0-0		3-0-0
7-1-0		0-0-0	0-0-0		AWAY		7-1-0		0-0-0		0-0-0
0-0-0		0-0-0	0-0-0		NEUTRAL		0-0-0		0-0-0		0-0-0
RPI S	Opponent	Score		RPI S	Opponent	Score		RPI S	Opponent	Score	
2 A	Auburn	1	8	29 H	Louisiana	4	12	53 H	Georgia St.	7	5
5 A	Texas A&M	1	5	29 H	Louisiana	1	8	53 H	Georgia St.	0	4
10 H	Baylor	1	0	29 H	Louisiana	2	1	53 H	Georgia St.	3	5
18 N	BYU	3	5	31 A	Texas	2	1	68 N	Hawaii	6	1
				31 H	Texas	2	1	69 A	South Ala.	3	0
								69 A	South Ala.	5	0
								69 A	South Ala.	1	0
								74 N	Colorado St.	3	0
								76 N	Col. of Charleston	11	3
								78 N	Liberty	3	1
								78 N	Liberty	3	2
								81 A	Coastal Caro.	3	0
								81 A	Coastal Caro.	5	4
								87 A	La.-Monroe	2	1
								87 A	La.-Monroe	5	0
								87 A	La.-Monroe	2	3
								97 A	Houston	7	0
				LAST 10 GAMES							
				29 H	Louisiana	2	1	69 A	South Ala.	5	0
				29 H	Louisiana	1	8	69 A	South Ala.	1	0
				29 H	Louisiana	4	12	31 H	Texas	2	1
				10 H	Baylor	1	0	53 H	Georgia St.	7	5
				69 A	South Ala.	3	0	53 H	Georgia St.	0	4

Non-Div. I Games:

Texas St.

Average RPI Win: 127		WON-LOST	WINNING	LAST 10	STRENGTH OF		OPP. STRENGTH	TEAM	ADJ	CONF.	ADJ CONF.
Average RPI Loss: 13		RECORD	PCT. RANK	GAMES	SCHEDULE		OF SCHEDULE	RPI	RPI	RPI	RPI
DIV. I ONLY		29-15-0	.65909	51	2-8-0		14	26	28	.61682	26
DIV. I NON-CONF.		26-3-0	.89655	10	1-0-0		80	103	19	.62604	25
TOTALS		RPI 1-25	RPI 26-50		W-L RECORDS		RPI 51-100		RPI 101-150		RPI 150+
29-15-0		2-12-0	3-3-0		OVERALL		8-0-0		4-0-0		12-0-0
22-6-0		2-4-0	1-2-0		HOME		6-0-0		4-0-0		9-0-0
1-6-0		0-6-0	0-0-0		AWAY		1-0-0		0-0-0		0-0-0
6-3-0		0-2-0	2-1-0		NEUTRAL		1-0-0		0-0-0		3-0-0
26-3-0		0-2-0	2-1-0		NON-CONFERENCE		8-0-0		4-0-0		12-0-0
19-0-0		0-0-0	0-0-0		HOME		6-0-0		4-0-0		9-0-0
1-0-0		0-0-0	0-0-		AWAY		1-0-0		0-0-0		0-0-0
6-3-0		0-2-0	2-1-0		NEUTRAL		1-0-0		0-0-0		3-0-0
3-12-0		2-10-0	1-2-0		CONFERENCE		0-0-0		0-0-0		0-0-0
3-6-0		2-4-0	1-2-0		HOME		0-0-0		0-0-0		0-0-0
0-6-0		0-6-0	0-0-0		AWAY		0-0-0		0-0-0		0-0-0
0-0-0		0-0-0	0-0-0		NEUTRAL		0-0-0		0-0-0		0-0-0
RPI S	Opponent	Score	RPI S	Opponent	Score	RPI S	Opponent	Score	RPI S	Opponent	Score
1 A	Florida	1 4	34 H	Mississippi St.	7 6	64 H	Syracuse	14 2	104 H	Michigan St.	8 0
1 A	Florida	0 5	34 H	Mississippi St.	2 5	64 H	Syracuse	6 5	104 H	Michigan St.	4 3
1 A	Florida	0 3	34 H	Mississippi St.	4 9	65 A	UCF	6 5	125 H	East Carolina	9 1
2 H	Auburn	5 7	35 N	Notre Dame	7 10	66 N	Cal St. Fullerton	6 4	125 H	East Carolina	3 1
2 H	Auburn	3 4	36 N	Ohio St.	9 4	82 H	Ga. Southern	8 0	156 H	Winthrop	8 0
2 H	Auburn	4 13	49 N	Northwestern	2 0	87 H	La.-Monroe	9 0	163 N	Mercer	12 3
6 N	UCLA	5 10				87 H	La.-Monroe	10 2	166 H	Georgia Tech	7 2
12 A	LSU	0 1				92 H	UNCW	7 3	175 H	Dayton	10 2
12 A	LSU	3 4							175 H	Dayton	12 0
12 A	LSU	0 2							211 H	Northern Ky.	7 0
16 H	Kentucky	7 5							216 H	Presbyterian	10 1
16 H	Kentucky	1 2							216 H	Presbyterian	8 0
16 H	Kentucky	3 1							244 N	Delaware St.	11 0
18 N	BYU	0 4							244 N	Delaware St.	10 0
									255 H	Central Conn. St.	8 2
									255 H	Central Conn. St.	5 2
LAST 10 GAMES											
			34 H	Mississippi St.	2 5	1 A	Florida	1 4			
			34 H	Mississippi St.	7 6	1 A	Florida	0 5			
			34 H	Mississippi St.	4 9	2 H	Auburn	3 4			
			166 H	Georgia Tech	7 2	2 H	Auburn	4 13			
			1 A	Florida	0 3	2 H	Auburn	5 7			

Non-Div. I Games:

Georgia

Average RPI Win:		132	WON-LOST RECORD		WINNING PCT. RANK		LAST 10 GAMES		STRENGTH OF SCHEDULE		OPP. STRENGTH OF SCHEDULE		TEAM RPI	ADJ RPI		CONF. RPI	ADJ CONF. RPI		
DIV. I ONLY			33-7-0		.825 13		7-3-0		53		96		20	.61609 27		11	11		
DIV. I NON-CONF.			18-4-0		.81818 20		2-0-0		106		156		32	.5945 34		11	11		
TOTALS		RPI 1-25		RPI 26-50		W-L RECORDS		RPI 51-100		RPI 101-150		RPI 150+							
33-7-0		0-2-0		6-3-0		OVERALL		4-0-0		14-1-0		9-1-0							
12-0-0		0-0-0		3-0-0		HOME		3-0-0		4-0-0		2-0-0							
8-6-0		0-2-0		1-3-0		AWAY		1-0-0		6-1-0		0-0-0							
13-1-0		0-0-0		2-0-0		NEUTRAL		0-0-0		4-0-0		7-1-0							
18-4-0		0-2-0		2-1-0		NON-CONFERENCE		1-0-0		6-0-0		9-1-0							
3-0-0		0-0-0		0-0-0		HOME		0-0-0		1-0-0		2-0-0							
2-3-0		0-2-0		0-0-		AWAY		1-0-0		1-0-0		0-0-0							
13-1-0		0-0-0		2-0-0		NEUTRAL		0-0-0		4-0-0		7-1-0							
15-3-0		0-0-0		4-2-0		CONFERENCE		3-0-0		8-1-0		0-0-0							
9-0-0		0-0-0		3-0-0		HOME		3-0-0		3-0-0		0-0-0							
6-3-0		0-0-0		1-2-0		AWAY		0-0-0		5-1-0		0-0-0							
0-0-0		0-0-0		0-0-0		NEUTRAL		0-0-0		0-0-0		0-0-0							
RPI S	Opponent		Score		RPI S	Opponent		Score		RPI S	Opponent		Score		RPI S	Opponent		Score	
8 A	Florida St.		0	7	33 A	North Carolina		3	8	82 A	Ga. Southern		8	6	102 A	Southern Miss.		3	0
8 A	Florida St.		0	1	38 N	Lipscomb		2	1	95 H	Western Ky.		10	4	102 A	Southern Miss.		0	8
					38 N	Lipscomb		6	4	95 H	Western Ky.		6	3	102 A	Southern Miss.		5	0
					39 H	Fla. Atlantic		4	2	95 H	Western Ky.		5	3	103 A	Charlotte		8	4
					39 H	Fla. Atlantic		6	3						103 A	Charlotte		8	0
					39 H	Fla. Atlantic		2	0						103 A	Charlotte		3	2
					47 A	FIU		2	1						112 A	UNCG		13	3
					47 A	FIU		4	8						123 H	Morehead St.		8	0
					47 A	FIU		1	3						129 N	Miami (OH)		6	1
															131 N	Furman		5	4
															136 N	Delaware		5	2
															146 H	UTSA		5	1
															146 H	UTSA		9	3
															146 H	UTSA		10	4
															147 N	Towson		3	0
															151 N	Eastern Ky.		7	2
															160 N	LIU Brooklyn		4	5
															208 H	Wright St.		9	1
															208 H	Wright St.		4	2
															216 N	Presbyterian		8	1
															225 N	Providence		5	2
															228 N	Hampton		7	6
															236 N	Bethune-Cookman		10	2
															244 N	Delaware St.		9	3
															289 N	South Carolina St.		10	1
				LAST 10 GAMES															
				47 A	FIU		1	3	39 H	Fla. Atlantic		4	2	236 N	Bethune-Cookman		10	2	
				47 A	FIU		4	8	208 H	Wright St.		9	1	244 N	Delaware St.		9	3	
				47 A	FIU		2	1	208 H	Wright St.		4	2	289 N	South Carolina St.		10	1	
				39 H	Fla. Atlantic		2	0	102 A	Southern Miss.		3	0						
				39 H	Fla. Atlantic		6	3	102 A	Southern Miss.		0	8						

Non-Div. I Games:

Marshall

Average RPI Win:		106	WON-LOST RECORD		WINNING PCT. RANK		LAST 10 GAMES		STRENGTH OF SCHEDULE		OPP. STRENGTH OF SCHEDULE		TEAM RPI		ADJ RPI		CONF. RPI		ADJ CONF. RPI					
DIV. I ONLY			24-18-0		.57143		96		5-5-0		8		7		30		.61586		28		1		1	
DIV. I NON-CONF.			19-9-0		.67857		62		2-0-0		61		21		40		.58908		37		1		2	
TOTALS		RPI 1-25		RPI 26-50				W-L RECORDS				RPI 51-100				RPI 101-150				RPI 150+				
24-18-0		8-12-0		2-2-0				OVERALL				1-3-0				1-1-0				12-0-0				
10-6-0		3-5-0		0-0-0				HOME				0-0-0				1-1-0				6-0-0				
4-6-0		2-6-0		0-0-0				AWAY				0-0-0				0-0-0				2-0-0				
10-6-0		3-1-0		2-2-0				NEUTRAL				1-3-0				0-0-0				4-0-0				
19-9-0		3-3-0		2-2-0				NON-CONFERENCE				1-3-0				1-1-0				12-0-0				
7-3-0		0-2-0		0-0-0				HOME				0-0-0				1-1-0				6-0-0				
2-0-0		0-0-0		0-0-				AWAY				0-0-0				0-0-0				2-0-0				
10-6-0		3-1-0		2-2-0				NEUTRAL				1-3-0				0-0-0				4-0-0				
5-9-0		5-9-0		0-0-0				CONFERENCE				0-0-0				0-0-0				0-0-0				
3-3-0		3-3-0		0-0-0				HOME				0-0-0				0-0-0				0-0-0				
2-6-0		2-6-0		0-0-0				AWAY				0-0-0				0-0-0				0-0-0				
0-0-0		0-0-0		0-0-0				NEUTRAL				0-0-0				0-0-0				0-0-0				
RPI	S	Opponent		Score		RPI	S	Opponent		Score		RPI	S	Opponent		Score		RPI	S	Opponent		Score		
1	A	Florida		0	1	31	N	Texas		3	10	54	N	Illinois St.		3	7	150	H	Maryland		2	0	
1	A	Florida		0	6	35	N	Notre Dame		8	0	55	N	South Fla.		13	4	150	H	Maryland		8	9	
2	A	Auburn		4	5	36	N	Ohio St.		4	5	60	N	Nebraska		1	4	153	H	Iowa		9	0	
2	A	Auburn		6	1	45	N	USC Upstate		1	0	96	N	UC Santa Barbara		5	6	153	H	Iowa		2	0	
2	A	Auburn		1	6													157	N	North Dakota St.		16	6	
4	N	Washington		9	5													168	H	SFA		14	6	
5	A	Texas A&M		5	1													179	N	South Dakota		11	7	
5	A	Texas A&M		3	7													183	H	Butler		8	0	
5	A	Texas A&M		0	8													185	A	Charleston So.		3	0	
7	H	Oregon		2	7													185	A	Charleston So.		4	3	
7	H	Oregon		3	10													194	N	Rutgers		9	1	
14	H	Alabama		2	0													200	H	Western Ill.		6	5	
14	H	Alabama		3	9													200	H	Western Ill.		10	2	
14	H	Alabama		4	3													209	N	Monmouth		10	1	
19	N	Illinois		5	1																			
20	N	James Madison		8	4																			
20	N	James Madison		0	6																			
24	H	Arkansas		2	4																			
24	H	Arkansas		5	6																			
24	H	Arkansas		1	0																			
						LAST 10 GAMES																		
		2	A	Auburn		1		6	24		H	Arkansas		2		4								
		2	A	Auburn		4		5	24		H	Arkansas		5		6								
		2	A	Auburn		6		1	24		H	Arkansas		1		0								
		200	H	Western Ill.		10		2	14		H	Alabama		4		3								
		200	H	Western Ill.		6		5	14		H	Alabama		3		9								

Non-Div. I Games:

Missouri

L
o
u
i
s
i
a
n
a

Louisiana

Average RPI Win: 125		WON-LOST RECORD		WINNING PCT. RANK		LAST 10 GAMES		STRENGTH OF SCHEDULE		OPP. STRENGTH OF SCHEDULE		TEAM RPI		ADJ RPI		CONF. RPI		ADJ CONF. RPI											
DIV. I ONLY		30-13-0		.69767 36		7-3-0		22		28		23		.61395 30		1		1											
DIV. I NON-CONF.		23-4-0		.85185 16		2-0-0		210		116		42		.57801 46		1		2											
TOTALS		RPI 1-25		RPI 26-50		W-L RECORDS		RPI 51-100		RPI 101-150		RPI 150+																	
30-13-0		6-10-0		1-2-0		OVERALL		7-0-0		5-0-0		11-1-0																	
17-5-0		5-4-0		1-1-0		HOME		3-0-0		2-0-0		6-0-0																	
3-6-0		1-5-0		0-1-0		AWAY		2-0-0		0-0-0		0-0-0																	
10-2-0		0-1-0		0-0-0		NEUTRAL		2-0-0		3-0-0		5-1-0																	
23-4-0		0-1-0		0-2-0		NON-CONFERENCE		7-0-0		5-0-0		11-1-0																	
11-1-0		0-0-0		0-1-0		HOME		3-0-0		2-0-0		6-0-0																	
2-1-0		0-0-0		0-0-		AWAY		2-0-0		0-0-0		0-0-0																	
10-2-0		0-1-0		0-0-0		NEUTRAL		2-0-0		3-0-0		5-1-0																	
7-9-0		6-9-0		1-0-0		CONFERENCE		0-0-0		0-0-0		0-0-0																	
6-4-0		5-4-0		1-0-0		HOME		0-0-0		0-0-0		0-0-0																	
1-5-0		1-5-0		0-0-0		AWAY		0-0-0		0-0-0		0-0-0																	
0-0-0		0-0-0		0-0-0		NEUTRAL		0-0-0		0-0-0		0-0-0																	
RPI	S	Opponent		Score		RPI	S	Opponent		Score		RPI	S	Opponent		Score													
2	A	Auburn		10 4		34	H	Mississippi St.		2 0		55	N	South Fla.		12 1		107	H	Nicholls St.		6 5							
2	A	Auburn		1 3		37	H	Oklahoma St.		1 5		55	N	South Fla.		8 0		130	N	Pacific		9 0							
2	A	Auburn		1 3		50	A	Jacksonville St.		4 5		72	H	Memphis		4 0		133	N	Loyola Marymount		2 0							
5	H	Texas A&M		2 4								89	H	UT Martin		10 7		133	N	Loyola Marymount		8 1							
5	H	Texas A&M		0 8								91	A	Stetson		3 0		145	H	Southeastern La.		10 3							
5	H	Texas A&M		1 3								93	H	Louisiana Tech		4 3		151	H	Eastern Ky.		12 6							
9	A	Tennessee		1 4								97	A	Houston		12 3		157	N	North Dakota St.		0 1							
9	A	Tennessee		1 6														170	H	Austin Peay		6 0							
9	A	Tennessee		0 8														182	H	Bowling Green		8 1							
12	H	LSU		1 0														193	H	Central Ark.		1 0							
12	H	LSU		3 2														233	N	Colgate		14 2							
12	H	LSU		1 0														233	N	Colgate		8 2							
13	N	Oklahoma		8 11														242	N	Incarnate Word		11 1							
16	H	Kentucky		7 1														249	N	Rhode Island		13 0							
16	H	Kentucky		0 1														249	N	Rhode Island		18 4							
16	H	Kentucky		4 0														270	H	Mississippi Val.		8 0							
																		288	H	Jackson St.		10 1							
						LAST 10 GAMES																							
						12 H LSU						3 2						2 A Auburn						10 4					
						12 H LSU						1 0						2 A Auburn						1 3					
						12 H LSU						1 0						193 H Central Ark.						1 0					
						72 H Memphis						4 0						16 H Kentucky						4 0					
						2 A Auburn						1 3						16 H Kentucky						0 1					

Non-Div. I Games:

Ole Miss

Average RPI Win:		97	WON-LOST		WINNING		LAST 10		STRENGTH OF		OPP. STRENGTH		TEAM	ADJ		CONF.	ADJ CONF.		
Average RPI Loss:		19	RECORD		PCT. RANK		GAMES		SCHEDULE		OF SCHEDULE		RPI	RPI		RPI	RPI		
DIV. I ONLY			23-18-0		.56098 104		6-4-0		9		16		32	.61283 31		3	3		
DIV. I NON-CONF.			20-12-0		.625 81		3-1-0		2		6		22	.62898 22		3	3		
TOTALS		RPI 1-25		RPI 26-50		W-L RECORDS		RPI 51-100		RPI 101-150		RPI 150+							
23-18-0		1-14-0		2-3-0		OVERALL		10-1-0		9-0-0		1-0-0							
11-7-0		0-7-0		0-0-0		HOME		7-0-0		4-0-0		0-0-0							
8-9-0		0-5-0		0-3-0		AWAY		3-1-0		5-0-0		0-0-0							
4-2-0		1-2-0		2-0-0		NEUTRAL		0-0-0		0-0-0		1-0-0							
20-12-0		1-11-0		2-0-0		NON-CONFERENCE		10-1-0		6-0-0		1-0-0							
11-4-0		0-4-0		0-0-0		HOME		7-0-0		4-0-0		0-0-0							
5-6-0		0-5-0		0-0-		AWAY		3-1-0		2-0-0		0-0-0							
4-2-0		1-2-0		2-0-0		NEUTRAL		0-0-0		0-0-0		1-0-0							
3-6-0		0-3-0		0-3-0		CONFERENCE		0-0-0		3-0-0		0-0-0							
0-3-0		0-3-0		0-0-0		HOME		0-0-0		0-0-0		0-0-0							
3-3-0		0-0-0		0-3-0		AWAY		0-0-0		3-0-0		0-0-0							
0-0-0		0-0-0		0-0-0		NEUTRAL		0-0-0		0-0-0		0-0-0							
RPI S	Opponent		Score		RPI S	Opponent		Score		RPI S	Opponent		Score		RPI S	Opponent		Score	
3 A	Arizona		0	3	28 N	Missouri		10	3	56 H	McNeese		4	0	114 H	Indiana		2	1
3 A	Arizona		2	4	35 N	Notre Dame		4	3	59 A	Long Beach St.		10	1	114 H	Indiana		13	7
3 A	Arizona		1	2	37 A	Oklahoma St.		1	2	66 A	Cal St. Fullerton		2	3	115 A	Texas Tech		9	5
4 N	Washington		2	7	37 A	Oklahoma St.		9	10	66 A	Cal St. Fullerton		4	0	115 A	Texas Tech		4	1
6 A	UCLA		2	3	37 A	Oklahoma St.		0	1	66 A	Cal St. Fullerton		10	1	115 A	Texas Tech		11	3
9 N	Tennessee		4	2						74 H	Colorado St.		8	0	133 A	Loyola Marymount		8	2
11 H	Minnesota		2	5						74 H	Colorado St.		7	2	146 A	UTSA		9	1
11 H	Minnesota		6	11						93 H	Louisiana Tech		9	2	146 H	UTSA		7	2
13 H	Oklahoma		0	6						93 H	Louisiana Tech		6	5	150 H	Maryland		10	2
13 H	Oklahoma		2	3						97 H	Houston		2	1	236 N	Bethune-Cookman		9	1
13 H	Oklahoma		1	3						97 H	Houston		3	1					
21 N	Arizona St.		6	9															
22 H	South Carolina		4	9															
25 A	Texas St.		1	2															
25 H	Texas St.		1	2															
					LAST 10 GAMES														
					115 A Texas Tech					11	3	13 H Oklahoma					2	3	
					115 A Texas Tech					9	5	25 A Texas St.					1	2	
					115 A Texas Tech					4	1	97 H Houston					2	1	
					13 H Oklahoma					0	6	97 H Houston					3	1	
					13 H Oklahoma					1	3	146 A UTSA					9	1	

Non-Div. I Games:

Texas

Average RPI Win: 111		WON-LOST RECORD		WINNING PCT. RANK		LAST 10 GAMES		STRENGTH OF SCHEDULE		OPP. STRENGTH OF SCHEDULE		TEAM RPI		ADJ RPI		CONF. RPI		ADJ CONF. RPI	
DIV. I ONLY		29-13-0		.69048 39		7-3-0		41		45		34		.60698 32		10		8	
DIV. I NON-CONF.		21-12-0		.63636 78		1-2-0		28		36		39		.59291 35		6		6	
TOTALS		RPI 1-25		RPI 26-50		W-L RECORDS		RPI 51-100		RPI 101-150		RPI 150+							
29-13-0		3-4-0		1-2-0		OVERALL		13-6-0		5-1-0		7-0-0							
9-2-0		2-0-0		0-0-0		HOME		5-2-0		2-0-0		0-0-0							
8-5-0		0-3-0		1-1-0		AWAY		5-1-0		2-0-0		0-0-0							
12-6-0		1-1-0		0-1-0		NEUTRAL		3-3-0		1-1-0		7-0-0							
21-12-0		3-4-0		1-2-0		NON-CONFERENCE		5-5-0		5-1-0		7-0-0							
4-1-0		2-0-0		0-0-0		HOME		0-1-0		2-0-0		0-0-0							
5-5-0		0-3-0		1-0-		AWAY		2-1-0		2-0-0		0-0-0							
12-6-0		1-1-0		0-1-0		NEUTRAL		3-3-0		1-1-0		7-0-0							
8-1-0		0-0-0		0-0-0		CONFERENCE		8-1-0		0-0-0		0-0-0							
5-1-0		0-0-0		0-0-0		HOME		5-1-0		0-0-0		0-0-0							
3-0-0		0-0-0		0-0-0		AWAY		3-0-0		0-0-0		0-0-0							
0-0-0		0-0-0		0-0-0		NEUTRAL		0-0-0		0-0-0		0-0-0							
RPI	S	Opponent		Score		RPI	S	Opponent		Score		RPI	S	Opponent		Score			
3	A	Arizona		2	10	37	A	Oklahoma St.		3	2	51	N	Fordham		6	7		
10	N	Baylor		1	9	39	A	Fla. Atlantic		1	5	55	A	South Fla.		7	3		
12	N	LSU		1	0	49	N	Northwestern		2	3	55	A	South Fla.		5	0		
13	A	Oklahoma		0	1							55	A	South Fla.		5	0		
17	H	California		4	0							56	A	McNeese		5	2		
24	A	Arkansas		1	3							57	N	Saint Francis (PA)		3	1		
24	H	Arkansas		8	0							57	N	Saint Francis (PA)		0	4		
												61	A	Wichita St.		1	2		
												61	H	Wichita St.		3	5		
												64	N	Syracuse		3	2		
												67	N	CSUN		7	4		
												72	H	Memphis		2	0		
												72	H	Memphis		2	1		
												72	H	Memphis		0	4		
												79	N	St. John's (NY)		1	4		
												90	A	UT Arlington		7	0		
												97	H	Houston		7	3		
												97	H	Houston		1	0		
												97	H	Houston		6	5		
LAST 10 GAMES				LAST 10 GAMES				LAST 10 GAMES				LAST 10 GAMES							
97	H	Houston		7	3	37	A	Oklahoma St.		3	2	72	H	Memphis		0	4		
97	H	Houston		6	5	72	H	Memphis		2	1	72	H	Memphis		2	0		
97	H	Houston		1	0	72	H	Memphis		2	0	55	A	South Fla.		5	0		
24	A	Arkansas		1	3														
61	A	Wichita St.		1	2														

Non-Div. I Games:

Tulsa

Average RPI Win:		113	WON-LOST RECORD		WINNING PCT. RANK	LAST 10 GAMES		STRENGTH OF SCHEDULE		OPP. STRENGTH OF SCHEDULE	TEAM RPI	ADJ RPI	CONF. RPI	ADJ CONF. RPI			
DIV. I ONLY			35-11-0		.76087	22	8-2-0	80		32	33	.60628	33	4	4		
DIV. I NON-CONF.			21-6-0		.77778	34	2-0-0	26		45	23	.62672	23	4	4		
TOTALS		RPI 1-25		RPI 26-50		W-L RECORDS		RPI 51-100		RPI 101-150		RPI 150+					
35-11-0		2-4-0		7-3-0		OVERALL		6-1-0		9-1-0		11-2-0					
23-3-0		1-0-0		6-1-0		HOME		5-1-0		7-0-0		4-1-0					
6-5-0		0-1-0		1-2-0		AWAY		1-0-0		2-1-0		2-1-0					
6-3-0		1-3-0		0-0-0		NEUTRAL		0-0-0		0-0-0		5-0-0					
21-6-0		2-4-0		3-1-0		NON-CONFERENCE		1-0-0		9-1-0		6-0-0					
13-1-0		1-0-0		3-1-0		HOME		0-0-0		7-0-0		2-0-0					
3-2-0		0-1-0		0-0-		AWAY		1-0-0		2-1-0		0-0-0					
5-3-0		1-3-0		0-0-0		NEUTRAL		0-0-0		0-0-0		4-0-0					
14-5-0		0-0-0		4-2-0		CONFERENCE		5-1-0		0-0-0		5-2-0					
10-2-0		0-0-0		3-0-0		HOME		5-1-0		0-0-0		2-1-0					
3-3-0		0-0-0		1-2-0		AWAY		0-0-0		0-0-0		2-1-0					
1-0-0		0-0-0		0-0-0		NEUTRAL		0-0-0		0-0-0		1-0-0					
RPI	S	Opponent		Score		RPI	S	Opponent		Score		RPI	S	Opponent		Score	
9	A	Tennessee		2	9	27	H	Marshall		8	3	63	H	Boston College		2	0
17	N	California		1	3	35	A	Notre Dame		1	2	63	H	Boston College		7	4
17	N	California		4	1	35	A	Notre Dame		0	2	63	H	Boston College		8	3
19	N	Illinois		0	13	35	A	Notre Dame		7	5	76	A	Col. of Charleston		3	2
19	N	Illinois		2	6	36	H	Ohio St.		8	7	99	H	North Carolina St.		12	4
22	H	South Carolina		7	3	36	H	Ohio St.		2	10	99	H	North Carolina St.		6	0
						41	H	Pittsburgh		8	7	99	H	North Carolina St.		7	8
						41	H	Pittsburgh		5	1						
						41	H	Pittsburgh		6	2						
						45	H	USC Upstate		1	0						
						LAST 10 GAMES											
						63	H	Boston College		8	3	35	A	Notre Dame		1	2
						63	H	Boston College		2	0	35	A	Notre Dame		0	2
						63	H	Boston College		7	4	181	H	Longwood		5	3
						45	H	USC Upstate		1	0	152	H	Virginia		8	7
						35	A	Notre Dame		7	5	152	H	Virginia		12	1

Non-Div. I Games:

North Carolina

Average RPI Win: 122		WON-LOST	WINNING	LAST 10	STRENGTH OF		OPP. STRENGTH	TEAM	ADJ	CONF.	ADJ CONF.
Average RPI Loss: 27		RECORD	PCT. RANK	GAMES	SCHEDULE		OF SCHEDULE	RPI	RPI	RPI	RPI
DIV. I ONLY		31-14-0	.68889	41	5-5-0		33	25	31	.60191	34
DIV. I NON-CONF.		25-4-0	.86207	14	1-0-0		172	100	35	.59035	36
TOTALS		RPI 1-25	RPI 26-50		W-L RECORDS		RPI 51-100		RPI 101-150		RPI 150+
31-14-0		4-9-0	3-2-0		OVERALL		4-3-0		10-0-0		10-0-0
20-5-0		3-3-0	0-0-0		HOME		3-2-0		5-0-0		9-0-0
6-8-0		1-6-0	2-2-0		AWAY		0-0-0		2-0-0		1-0-0
5-1-0		0-0-0	1-0-0		NEUTRAL		1-1-0		3-0-0		0-0-0
25-4-0		0-1-0	1-0-0		NON-CONFERENCE		4-3-0		10-0-0		10-0-0
17-2-0		0-0-0	0-0-0		HOME		3-2-0		5-0-0		9-0-0
3-1-0		0-1-0	0-0-		AWAY		0-0-0		2-0-0		1-0-0
5-1-0		0-0-0	1-0-0		NEUTRAL		1-1-0		3-0-0		0-0-0
6-10-0		4-8-0	2-2-0		CONFERENCE		0-0-0		0-0-0		0-0-0
3-3-0		3-3-0	0-0-0		HOME		0-0-0		0-0-0		0-0-0
3-7-0		1-5-0	2-2-0		AWAY		0-0-0		0-0-0		0-0-0
0-0-0		0-0-0	0-0-0		NEUTRAL		0-0-0		0-0-0		0-0-0
RPI S	Opponent	Score	RPI S	Opponent	Score	RPI S	Opponent	Score	RPI S	Opponent	Score
5 A	Texas A&M	5 2	26 A	Georgia	9 4	53 H	Georgia St.	4 0	102 A	Southern Miss.	3 2
5 A	Texas A&M	1 5	26 A	Georgia	6 7	53 H	Georgia St.	1 3	108 H	Troy	2 1
5 A	Texas A&M	1 3	26 A	Georgia	5 2	66 N	Cal St. Fullerton	1 6	113 H	Southern Ill.	5 2
12 A	LSU	1 4	30 A	Ole Miss	0 2	83 H	North Florida	7 5	113 H	Southern Ill.	6 2
12 A	LSU	0 1	46 N	Fresno St.	4 1	83 H	North Florida	4 1	115 N	Texas Tech	6 3
12 A	LSU	2 7				93 N	Louisiana Tech	5 4	118 N	FGCU	6 3
13 A	Oklahoma	3 5				95 H	Western Ky.	0 1	120 H	Eastern Ill.	4 1
14 H	Alabama	0 3							140 H	Massachusetts	4 1
14 H	Alabama	1 0							143 N	UAB	8 0
14 H	Alabama	3 11							145 A	Southeastern La.	9 1
22 H	South Carolina	0 3							168 H	SFA	2 1
22 H	South Carolina	6 4							168 H	SFA	2 0
22 H	South Carolina	5 2							190 H	Samford	6 5
									190 H	Samford	6 1
									193 A	Central Ark.	3 1
									193 H	Central Ark.	2 1
									193 H	Central Ark.	8 0
									251 H	Alabama St.	10 0
									270 H	Mississippi Val.	8 0
									288 H	Jackson St.	14 0
LAST 10 GAMES											
26 A	Georgia	5 2	22 H	South Carolina	0 3						
26 A	Georgia	6 7	288 H	Jackson St.	14 0						
26 A	Georgia	9 4	12 A	LSU	1 4						
22 H	South Carolina	5 2	12 A	LSU	0 1						
22 H	South Carolina	6 4	12 A	LSU	2 7						

Non-Div. I Games:

Mississippi St.

Average RPI Win:		130	WON-LOST RECORD		WINNING PCT. RANK		LAST 10 GAMES		STRENGTH OF SCHEDULE		OPP. STRENGTH OF SCHEDULE		TEAM RPI		ADJ RPI		CONF. RPI		ADJ CONF. RPI				
DIV. I ONLY			26-11-0		.7027 35		6-4-0		58		42		38		.59467 36		7 5						
DIV. I NON-CONF.			16-7-0		.69565 56		0-0-0		7		35		21		.62577 26		5 5						
TOTALS		RPI 1-25		RPI 26-50		W-L RECORDS		RPI 51-100		RPI 101-150		RPI 150+											
26-11-0		1-6-0		2-2-0		OVERALL		6-1-0		7-2-0		10-0-0											
7-3-0		1-2-0		0-0-0		HOME		0-0-0		2-1-0		4-0-0											
8-3-0		0-1-0		1-1-0		AWAY		2-0-0		4-1-0		1-0-0											
11-5-0		0-3-0		1-1-0		NEUTRAL		4-1-0		1-0-0		5-0-0											
16-7-0		0-4-0		2-2-0		NON-CONFERENCE		6-1-0		1-0-0		7-0-0											
1-0-0		0-0-0		0-0-0		HOME		0-0-0		0-0-0		1-0-0											
4-2-0		0-1-0		1-0-		AWAY		2-0-0		0-0-0		1-0-0											
11-5-0		0-3-0		1-1-0		NEUTRAL		4-1-0		1-0-0		5-0-0											
10-4-0		1-2-0		0-0-0		CONFERENCE		0-0-0		6-2-0		3-0-0											
6-3-0		1-2-0		0-0-0		HOME		0-0-0		2-1-0		3-0-0											
4-1-0		0-0-0		0-0-0		AWAY		0-0-0		4-1-0		0-0-0											
0-0-0		0-0-0		0-0-0		NEUTRAL		0-0-0		0-0-0		0-0-0											
RPI	S	Opponent		Score		RPI	S	Opponent		Score		RPI	S	Opponent		Score		RPI	S	Opponent		Score	
2	N	Auburn		0	8	26	N	Georgia		4	9	52	N	Louisville		4	3	114	H	Indiana		1	3
4	N	Washington		4	11	28	N	Missouri		5	4	52	N	Louisville		0	9	114	H	Indiana		2	0
5	A	Texas A&M		1	9	33	A	North Carolina		7	8	65	A	UCF		8	0	114	H	Indiana		8	2
17	N	California		4	5	33	A	North Carolina		10	2	73	N	Central Mich.		5	1	128	N	Lamar University		4	3
23	H	Michigan		5	0							73	N	Central Mich.		10	0	138	A	Penn St.		10	7
23	H	Michigan		2	7							79	N	St. John's (NY)		3	1	138	A	Penn St.		1	2
23	H	Michigan		4	8							91	A	Stetson		4	0	150	A	Maryland		22	0
																		150	A	Maryland		10	6
																		150	A	Maryland		6	2
																		157	N	North Dakota St.		6	5
																		160	N	LIU Brooklyn		5	0
																		163	N	Mercer		4	0
																		164	N	Army West Point		7	6
																		194	H	Rutgers		12	2
																		194	H	Rutgers		8	0
																		194	H	Rutgers		12	1
																		208	H	Wright St.		14	1
																		236	A	Bethune-Cookman		2	1
																		244	N	Delaware St.		7	0
LAST 10 GAMES																							
114 H Indiana						8 2						23 H Michigan						5 0					
114 H Indiana						1 3						23 H Michigan						4 8					
114 H Indiana						2 0						23 H Michigan						2 7					
138 A Penn St.						10 7						194 H Rutgers						12 1					
138 A Penn St.						1 2						194 H Rutgers						12 2					

Non-Div. I Games:

Ohio St.

Average RPI Win: 110		WON-LOST RECORD		WINNING PCT. RANK		LAST 10 GAMES		STRENGTH OF SCHEDULE		OPP. STRENGTH OF SCHEDULE		TEAM RPI		ADJ RPI		CONF. RPI		ADJ CONF. RPI	
DIV. I ONLY		28-16-0		.63636 65		5-5-0		36		36		40		.59052 37		3		3	
DIV. I NON-CONF.		20-15-0		.57143 104		1-4-0		12		27		41		.58368 41		3		3	
TOTALS		RPI 1-25		RPI 26-50		W-L RECORDS		RPI 51-100		RPI 101-150		RPI 150+							
28-16-0		0-8-0		4-2-0		OVERALL		9-2-0		8-1-0		7-3-0							
13-4-0		0-1-0		3-1-0		HOME		3-1-0		6-1-0		1-0-0							
4-6-0		0-5-0		1-0-0		AWAY		1-0-0		0-0-0		2-1-0							
11-6-0		0-2-0		0-1-0		NEUTRAL		5-1-0		2-0-0		4-2-0							
20-15-0		0-8-0		1-2-0		NON-CONFERENCE		9-2-0		5-1-0		5-2-0							
7-4-0		0-1-0		0-1-0		HOME		3-1-0		3-1-0		1-0-0							
2-5-0		0-5-0		1-0-		AWAY		1-0-0		0-0-0		0-0-0							
11-6-0		0-2-0		0-1-0		NEUTRAL		5-1-0		2-0-0		4-2-0							
8-1-0		0-0-0		3-0-0		CONFERENCE		0-0-0		3-0-0		2-1-0							
6-0-0		0-0-0		3-0-0		HOME		0-0-0		3-0-0		0-0-0							
2-1-0		0-0-0		0-0-0		AWAY		0-0-0		0-0-0		2-1-0							
0-0-0		0-0-0		0-0-0		NEUTRAL		0-0-0		0-0-0		0-0-0							
RPI	S	Opponent		Score		RPI	S	Opponent		Score		RPI	S	Opponent		Score			
5	A	Texas A&M		1	9	30	A	Ole Miss		5	1	55	N	South Fla.		4	12		
5	A	Texas A&M		0	7	31	H	Texas		1	0	56	N	McNeese		5	1		
5	A	Texas A&M		2	9	31	H	Texas		10	9	56	N	McNeese		6	5		
12	A	LSU		2	14	31	H	Texas		2	1	59	N	Long Beach St.		6	4		
12	A	LSU		2	5	32	H	Tulsa		2	3	61	H	Wichita St.		11	3		
17	N	California		1	9	48	N	San Diego St.		5	17	75	N	Hofstra		2	1		
20	N	James Madison		2	5							86	H	UNI		5	3		
24	H	Arkansas		6	7							86	H	UNI		5	11		
												88	A	North Texas		10	2		
												88	H	North Texas		13	1		
												96	N	UC Santa Barbara		4	3		
														126 H Evansville		21	2		
														138 N Penn St.		1	0		
														139 N New Mexico St.		7	4		
														151 N Eastern Ky.		6	0		
														151 N Eastern Ky.		21	8		
														167 A Iowa St.		11	3		
														167 A Iowa St.		9	10		
														167 A Iowa St.		10	2		
														171 N Binghamton		3	6		
														172 N Saint Joseph's		5	0		
														182 N Bowling Green		2	3		
														192 H Tennessee Tech		3	2		
														288 N Jackson St.		11	2		
LAST 10 GAMES																			
						167	A	Iowa St.		9	10	5	A	Texas A&M		1	9		
						167	A	Iowa St.		11	3	5	A	Texas A&M		2	9		
						167	A	Iowa St.		10	2	32	H	Tulsa		2	3		
						88	H	North Texas		13	1	122	H	Kansas		7	1		
						5	A	Texas A&M		0	7	122	H	Kansas		1	0		

Non-Div. I Games:

Oklahoma St.

Average RPI Win: 130		WON-LOST	WINNING	LAST 10	STRENGTH OF		OPP. STRENGTH	TEAM	ADJ		CONF.	ADJ CONF.
Average RPI Loss: 76		RECORD	PCT. RANK	GAMES	SCHEDULE		OF SCHEDULE	RPI	RPI		RPI	RPI
DIV. I ONLY		31-13-0	.70455	33	6-4-0		48	88	36		.59026	38
DIV. I NON-CONF.		24-8-0	.75	39	0-1-0		86	77	37		.58623	38
TOTALS		RPI 1-25	RPI 26-50		W-L RECORDS		RPI 51-100		RPI 101-150		RPI 150+	
31-13-0		0-2-0	2-5-0		OVERALL		8-2-0		12-2-0		9-2-0	
16-2-0		0-0-0	0-0-0		HOME		6-2-0		3-0-0		7-0-0	
8-4-0		0-1-0	1-2-0		AWAY		2-0-0		5-1-0		0-0-0	
7-7-0		0-1-0	1-3-0		NEUTRAL		0-0-0		4-1-0		2-2-0	
24-8-0		0-2-0	1-3-0		NON-CONFERENCE		4-0-0		10-1-0		9-2-0	
12-0-0		0-0-0	0-0-0		HOME		2-0-0		3-0-0		7-0-0	
5-1-0		0-1-0	0-0-		AWAY		2-0-0		3-0-0		0-0-0	
7-7-0		0-1-0	1-3-0		NEUTRAL		0-0-0		4-1-0		2-2-0	
7-5-0		0-0-0	1-2-0		CONFERENCE		4-2-0		2-1-0		0-0-0	
4-2-0		0-0-0	0-0-0		HOME		4-2-0		0-0-0		0-0-0	
3-3-0		0-0-0	1-2-0		AWAY		0-0-0		2-1-0		0-0-0	
0-0-0		0-0-0	0-0-0		NEUTRAL		0-0-0		0-0-0		0-0-0	
RPI S	Opponent	Score	RPI S	Opponent	Score	RPI S	Opponent	Score	RPI S	Opponent	Score	
8 A	Florida St.	1 13	27 N	Marshall	1 2	72 A	Memphis	6 2	105 H	Campbell	5 2	
14 N	Alabama	0 5	27 N	Marshall	4 6	76 A	Col. of Charleston	9 5	108 A	Troy	8 6	
			41 N	Pittsburgh	1 0	83 H	North Florida	0 5	108 A	Troy	4 2	
			41 N	Pittsburgh	3 4	83 H	North Florida	8 1	114 N	Indiana	2 3	
			45 A	USC Upstate	1 4	83 H	North Florida	2 1	120 H	Eastern Ill.	4 0	
			45 A	USC Upstate	1 4	91 H	Stetson	7 1	120 H	Eastern Ill.	8 0	
			45 A	USC Upstate	2 0	91 H	Stetson	5 3	131 N	Furman	2 1	
						91 H	Stetson	0 2	131 N	Furman	5 2	
						95 H	Western Ky.	4 1	137 A	Jacksonville	4 3	
						95 H	Western Ky.	4 2	137 A	Jacksonville	0 1	
									137 A	Jacksonville	2 1	
									142 N	Ill.-Chicago	1 0	
									143 A	UAB	9 0	
									145 N	Southeastern La.	7 0	
									151 N	Eastern Ky.	15 7	
									156 N	Winthrop	1 5	
									170 H	Austin Peay	3 1	
									170 H	Austin Peay	7 6	
									170 H	Austin Peay	8 0	
									192 H	Tennessee Tech	7 2	
									198 H	Valparaiso	7 0	
									200 N	Western Ill.	1 3	
									208 H	Wright St.	7 5	
									209 N	Monmouth	4 1	
									273 H	Stony Brook	7 1	
			LAST 10 GAMES									
			83 H	North Florida	2 1	91 H	Stetson	0 2				
			83 H	North Florida	0 5	14 N	Alabama	0 5				
			83 H	North Florida	8 1	137 A	Jacksonville	0 1				
			91 H	Stetson	7 1	137 A	Jacksonville	4 3				
			91 H	Stetson	5 3	137 A	Jacksonville	2 1				

Non-Div. I Games:

Lipscomb

Average RPI Win:		125	WON-LOST RECORD		WINNING PCT. RANK		LAST 10 GAMES		STRENGTH OF SCHEDULE		OPP. STRENGTH OF SCHEDULE		TEAM RPI		ADJ RPI		CONF. RPI		ADJ CONF. RPI	
DIV. I ONLY			29-16-0		.64444 62		6-4-0		42		57		43		.58753 39		11		11	
DIV. I NON-CONF.			20-10-0		.66667 65		3-0-0		64		46		45		.58039 43		11		11	
TOTALS		RPI 1-25		RPI 26-50		W-L RECORDS		RPI 51-100		RPI 101-150		RPI 150+								
29-16-0		1-5-0		3-4-0		OVERALL		10-3-0		5-2-0		10-2-0								
24-8-0		1-1-0		3-1-0		HOME		7-2-0		3-2-0		10-2-0								
5-5-0		0-2-0		0-3-0		AWAY		3-0-0		2-0-0		0-0-0								
0-3-0		0-2-0		0-0-0		NEUTRAL		0-1-0		0-0-0		0-0-0								
20-10-0		1-5-0		1-0-0		NON-CONFERENCE		7-3-0		3-1-0		8-1-0								
18-5-0		1-1-0		1-0-0		HOME		7-2-0		1-1-0		8-1-0								
2-2-0		0-2-0		0-0-		AWAY		0-0-0		2-0-0		0-0-0								
0-3-0		0-2-0		0-0-0		NEUTRAL		0-1-0		0-0-0		0-0-0								
9-6-0		0-0-0		2-4-0		CONFERENCE		3-0-0		2-1-0		2-1-0								
6-3-0		0-0-0		2-1-0		HOME		0-0-0		2-1-0		2-1-0								
3-3-0		0-0-0		0-3-0		AWAY		3-0-0		0-0-0		0-0-0								
0-0-0		0-0-0		0-0-0		NEUTRAL		0-0-0		0-0-0		0-0-0								
RPI S	Opponent		Score		RPI S	Opponent		Score		RPI S	Opponent		Score		RPI S	Opponent		Score		
11 N	Minnesota		1	4	27 A	Marshall		3	6	51 H	Fordham		0	7	103 H	Charlotte		6	5	
12 A	LSU		1	9	27 A	Marshall		2	4	54 H	Illinois St.		7	5	103 H	Charlotte		8	3	
12 A	LSU		1	5	27 A	Marshall		0	2	54 H	Illinois St.		2	1	103 H	Charlotte		2	6	
16 H	Kentucky		2	6	32 H	Tulsa		5	1	54 N	Illinois St.		1	2	104 H	Michigan St.		5	0	
19 N	Illinois		4	5	47 H	FIU		4	1	65 H	UCF		4	0	110 H	Ball St.		4	9	
24 H	Arkansas		3	1	47 H	FIU		1	5	72 H	Memphis		5	0	118 A	FGCU		8	3	
					47 H	FIU		5	2	79 H	St. John's (NY)		3	0	118 A	FGCU		3	2	
										83 H	North Florida		4	13	160 H	LIU Brooklyn		6	4	
										83 H	North Florida		1	0	169 H	Toledo		8	0	
										95 A	Western Ky.		7	2	174 H	UConn		5	0	
										95 A	Western Ky.		5	1	178 H	Boston U.		1	3	
										95 A	Western Ky.		4	1	189 H	Middle Tenn.		3	2	
										99 H	North Carolina St.		2	0	189 H	Middle Tenn.		1	2	
															189 H	Middle Tenn.		5	4	
															220 H	Fairfield		3	0	
															236 H	Bethune-Cookman		15	0	
															241 H	Florida A&M		9	1	
															279 H	Brown		7	0	
															285 H	Savannah St.		7	1	
				LAST 10 GAMES																
				189 H	Middle Tenn.		1	2	27 A	Marshall		0	2							
				189 H	Middle Tenn.		3	2	27 A	Marshall		3	6							
				189 H	Middle Tenn.		5	4	27 A	Marshall		2	4							
				118 A	FGCU		8	3	65 H	UCF		4	0							
				118 A	FGCU		3	2	47 H	FIU		5	2							

Non-Div. I Games:

Fla. Atlantic

Average RPI Win:	174	WON-LOST RECORD	WINNING PCT. RANK	LAST 10 GAMES	STRENGTH OF SCHEDULE	OPP. STRENGTH OF SCHEDULE	TEAM RPI	ADJ RPI	CONF. RPI	ADJ CONF. RPI		
DIV. I ONLY		34-8-0	.80952	14	8-2-0	106	156	37	.58741	40	14	14
DIV. I NON-CONF.		24-6-0	.8	26	1-1-0	122	162	36	.58451	40	14	14
<hr/>												
TOTALS	RPI 1-25	RPI 26-50		W-L RECORDS		RPI 51-100		RPI 101-150		RPI 150+		
34-8-0	0-5-0	0-0-0		OVERALL		5-2-0		7-1-0		22-0-0		
10-3-0	0-0-0	0-0-0		HOME		2-2-0		2-1-0		6-0-0		
6-5-0	0-5-0	0-0-0		AWAY		1-0-0		3-0-0		2-0-0		
18-0-0	0-0-0	0-0-0		NEUTRAL		2-0-0		2-0-0		14-0-0		
24-6-0	0-5-0	0-0-0		NON-CONFERENCE		3-0-0		5-1-0		16-0-0		
4-1-0	0-0-0	0-0-0		HOME		0-0-0		2-1-0		2-0-0		
2-5-0	0-5-0	0-0-		AWAY		1-0-0		1-0-0		0-0-0		
18-0-0	0-0-0	0-0-0		NEUTRAL		2-0-0		2-0-0		14-0-0		
10-2-0	0-0-0	0-0-0		CONFERENCE		2-2-0		2-0-0		6-0-0		
6-2-0	0-0-0	0-0-0		HOME		2-2-0		0-0-0		4-0-0		
4-0-0	0-0-0	0-0-0		AWAY		0-0-0		2-0-0		2-0-0		
0-0-0	0-0-0	0-0-0		NEUTRAL		0-0-0		0-0-0		0-0-0		
RPI	S	Opponent	Score	RPI	S	Opponent	Score	RPI	S	Opponent	Score	
2	A	Auburn	3 4					57	N	Saint Francis (PA)	4 2	
2	A	Auburn	1 8					57	N	Saint Francis (PA)	8 6	
10	A	Baylor	0 4					85	H	Belmont	2 1	
10	A	Baylor	2 3					85	H	Belmont	2 8	
19	A	Illinois	2 5					87	A	La.-Monroe	2 1	
								89	H	UT Martin	5 0	
								89	H	UT Martin	3 7	

Non-Div. I Games:

SIUE

RPI	S	Opponent	Score	
269	N	Holy Cross	4	2
271	N	Prairie View	4	1
295	N	Grambling	10	2

SIUE

S
I
U
E

S
I
U
E

Average RPI Win:	96	WON-LOST	WINNING	LAST 10	STRENGTH OF	OPP. STRENGTH	TEAM	ADJ	CONF.	ADJ CONF.			
Average RPI Loss:	48	RECORD	PCT. RANK	GAMES	SCHEDULE	OF SCHEDULE	RPI	RPI	RPI	RPI			
DIV. I ONLY		21-19-0	.525	120	4-6-0	17	29	47	.58614	41	4	4	
DIV. I NON-CONF.		17-5-0	.77273	35	1-0-0	25	12	20	.63361	18	4	4	
<hr/>													
TOTALS	RPI 1-25	RPI 26-50		W-L RECORDS		RPI 51-100		RPI 101-150		RPI 150+			
21-19-0	2-5-0	3-4-0		OVERALL		6-8-0		6-2-0		4-0-0			
6-5-0	0-0-0	0-0-0		HOME		1-5-0		2-0-0		3-0-0			
5-11-0	0-3-0	0-3-0		AWAY		3-3-0		2-2-0		0-0-0			
10-3-0	2-2-0	3-1-0		NEUTRAL		2-0-0		2-0-0		1-0-0			
17-5-0	2-2-0	3-1-0		NON-CONFERENCE		5-0-0		6-2-0		1-0-0			
2-0-0	0-0-0	0-0-0		HOME		0-0-0		2-0-0		0-0-0			
5-2-0	0-0-0	0-0-		AWAY		3-0-0		2-2-0		0-0-0			
10-3-0	2-2-0	3-1-0		NEUTRAL		2-0-0		2-0-0		1-0-0			
4-14-0	0-3-0	0-3-0		CONFERENCE		1-8-0		0-0-0		3-0-0			
4-5-0	0-0-0	0-0-0		HOME		1-5-0		0-0-0		3-0-0			
0-9-0	0-3-0	0-3-0		AWAY		0-3-0		0-0-0		0-0-0			
0-0-0	0-0-0	0-0-0		NEUTRAL		0-0-0		0-0-0		0-0-0			
RPI S	Opponent	Score	RPI S	Opponent	Score	RPI S	Opponent	Score	RPI S	Opponent	Score		
8 A	Florida St.	4 12	33 A	North Carolina	7 8	52 A	Louisville	2 8	106 A	Elon	7 2		
8 A	Florida St.	0 5	33 A	North Carolina	1 5	52 A	Louisville	2 5	108 A	Troy	5 7		
8 A	Florida St.	3 14	33 A	North Carolina	2 6	52 A	Louisville	6 7	117 H	Kent St.	7 0		
16 N	Kentucky	6 3	38 N	Lipscomb	0 1	57 A	Saint Francis (PA)	8 3	125 A	East Carolina	5 2		
16 N	Kentucky	3 1	38 N	Lipscomb	4 3	60 N	Nebraska	6 2	125 A	East Carolina	3 8		
20 N	James Madison	0 2	49 N	Northwestern	2 1	60 N	Nebraska	9 1	138 H	Penn St.	7 1		
20 N	James Madison	0 11	49 N	Northwestern	6 4	63 H	Boston College	2 4	145 N	Southeastern La.	10 4		
						63 H	Boston College	4 2	145 N	Southeastern La.	5 0		
						63 H	Boston College	2 3	154 H	Virginia Tech	8 0		
						64 H	Syracuse	1 8	154 H	Virginia Tech	9 1		
						64 H	Syracuse	0 8	154 H	Virginia Tech	11 5		
						64 H	Syracuse	3 7	241 N	Florida A&M	5 2		
						65 A	UCF	6 3					
						65 A	UCF	6 0					
<hr/>													
LAST 10 GAMES													
64 H Syracuse						3	7	154 H Virginia Tech				11	5
64 H Syracuse						1	8	57 A Saint Francis (PA)				8	3
64 H Syracuse						0	8	8 A Florida St.				0	5
154 H Virginia Tech						8	0	8 A Florida St.				4	12
154 H Virginia Tech						9	1	8 A Florida St.				3	14

Average RPI Win:		115	WON-LOST RECORD		WINNING PCT. RANK		LAST 10 GAMES		STRENGTH OF SCHEDULE		OPP. STRENGTH OF SCHEDULE		TEAM RPI		ADJ RPI		CONF. RPI		ADJ CONF. RPI				
DIV. I ONLY			21-18-0		.53846 119		5-5-0		13		14		39		.58544 42		2		2				
DIV. I NON-CONF.			17-10-0		.62963 79		2-2-0		60		48		58		.56417 58		2		1				
TOTALS		RPI 1-25		RPI 26-50				W-L RECORDS		RPI 51-100				RPI 101-150				RPI 150+					
21-18-0		4-12-0		0-2-0				OVERALL		4-3-0				7-1-0				6-0-0					
4-7-0		2-7-0		0-0-0				HOME		0-0-0				2-0-0				0-0-0					
5-6-0		2-4-0		0-2-0				AWAY		1-0-0				1-0-0				1-0-0					
12-5-0		0-1-0		0-0-0				NEUTRAL		3-3-0				4-1-0				5-0-0					
17-10-0		0-4-0		0-2-0				NON-CONFERENCE		4-3-0				7-1-0				6-0-0					
2-3-0		0-3-0		0-0-0				HOME		0-0-0				2-0-0				0-0-0					
3-2-0		0-0-0		0-0-				AWAY		1-0-0				1-0-0				1-0-0					
12-5-0		0-1-0		0-0-0				NEUTRAL		3-3-0				4-1-0				5-0-0					
4-8-0		4-8-0		0-0-0				CONFERENCE		0-0-0				0-0-0				0-0-0					
2-4-0		2-4-0		0-0-0				HOME		0-0-0				0-0-0				0-0-0					
2-4-0		2-4-0		0-0-0				AWAY		0-0-0				0-0-0				0-0-0					
0-0-0		0-0-0		0-0-0				NEUTRAL		0-0-0				0-0-0				0-0-0					
RPI	S	Opponent		Score		RPI	S	Opponent		Score		RPI	S	Opponent		Score		RPI	S	Opponent		Score	
3	H	Arizona		4	7	46	A	Fresno St.		2	6	56	N	McNeese		7	2	101	N	Bradley		8	18
3	H	Arizona		1	7	46	A	Fresno St.		1	4	59	N	Long Beach St.		4	7	119	N	DePaul		11	3
3	H	Arizona		2	6							60	N	Nebraska		6	10	127	H	UNLV		9	2
4	A	Washington		2	1							68	A	Hawaii		2	0	127	H	UNLV		9	0
4	A	Washington		3	4							79	N	St. John's (NY)		6	8	129	N	Miami (OH)		9	0
4	A	Washington		8	10							97	N	Houston		7	6	139	A	New Mexico St.		6	2
6	H	UCLA		5	7							99	N	North Carolina St.		10	2	143	N	UAB		4	0
6	H	UCLA		8	0													144	N	UC Davis		11	10
6	H	UCLA		8	5													165	N	Sacramento St.		6	3
9	N	Tennessee		0	14													165	N	Sacramento St.		6	5
11	H	Minnesota		0	6													165	N	Sacramento St.		3	0
18	H	BYU		2	4													177	A	San Diego		7	0
18	H	BYU		1	2													202	N	Northern Colo.		10	1
21	A	Arizona St.		5	4													248	N	Detroit Mercy		8	0
21	A	Arizona St.		0	11																		
21	A	Arizona St.		0	8																		
LAST 10 GAMES																							
6	H	UCLA		8	5	4	A	Washington		3	4												
6	H	UCLA		5	7	127	H	UNLV		9	0												
6	H	UCLA		8	0	18	H	BYU		1	2												
4	A	Washington		8	10	127	H	UNLV		9	2												
4	A	Washington		2	1	18	H	BYU		2	4												

Non-Div. I Games:

Oregon St.

Average RPI Win: 138		WON-LOST	WINNING	LAST 10	STRENGTH OF		OPP. STRENGTH	TEAM	ADJ		CONF.	ADJ CONF.					
Average RPI Loss: 96		RECORD	PCT. RANK	GAMES	SCHEDULE		OF SCHEDULE	RPI	RPI		RPI	RPI					
DIV. I ONLY		31-13-0	.70455	33	6-4-0		51	146	42	.58505	43	5	6				
DIV. I NON-CONF.		24-8-0	.75	39	1-0-0		101	178	43	.5786	45	7	9				
<hr/>																	
TOTALS		RPI 1-25		RPI 26-50		W-L RECORDS		RPI 51-100		RPI 101-150		RPI 150+					
31-13-0		1-1-0		3-2-0		OVERALL		6-4-0		7-4-0		14-2-0					
21-9-0		1-1-0		3-2-0		HOME		1-0-0		7-4-0		9-2-0					
6-4-0		0-0-0		0-0-0		AWAY		5-4-0		0-0-0		1-0-0					
4-0-0		0-0-0		0-0-0		NEUTRAL		0-0-0		0-0-0		4-0-0					
<hr/>																	
24-8-0		1-1-0		1-1-0		NON-CONFERENCE		3-1-0		5-3-0		14-2-0					
17-7-0		1-1-0		1-1-0		HOME		1-0-0		5-3-0		9-2-0					
3-1-0		0-0-0		0-0-		AWAY		2-1-0		0-0-0		1-0-0					
4-0-0		0-0-0		0-0-0		NEUTRAL		0-0-0		0-0-0		4-0-0					
<hr/>																	
7-5-0		0-0-0		2-1-0		CONFERENCE		3-3-0		2-1-0		0-0-0					
4-2-0		0-0-0		2-1-0		HOME		0-0-0		2-1-0		0-0-0					
3-3-0		0-0-0		0-0-0		AWAY		3-3-0		0-0-0		0-0-0					
0-0-0		0-0-0		0-0-0		NEUTRAL		0-0-0		0-0-0		0-0-0					
<hr/>																	
RPI	S	Opponent		Score		RPI	S	Opponent		Score		RPI	S	Opponent		Score	
19	H	Illinois		5	4	45	H	USC Upstate		4	1	53	A	Georgia St.		4	6
19	H	Illinois		1	19	45	H	USC Upstate		3	5	53	H	Georgia St.		6	5
						45	H	USC Upstate		8	1	83	A	North Florida		6	3
						50	H	Jacksonville St.		5	15	83	A	North Florida		3	7
						50	H	Jacksonville St.		4	3	83	A	North Florida		1	2
												85	A	Belmont		7	1
												85	A	Belmont		5	4
												91	A	Stetson		5	4
												91	A	Stetson		0	3
												91	A	Stetson		4	0
		</															

Non-Div. I Games:

Kennesaw St.

Average RPI Win: 125		WON-LOST	WINNING	LAST 10	STRENGTH OF		OPP. STRENGTH	TEAM	ADJ	CONF.	ADJ CONF.
Average RPI Loss: 75		RECORD	PCT. RANK	GAMES	SCHEDULE		OF SCHEDULE	RPI	RPI	RPI	RPI
DIV. I ONLY		27-8-0	.77143	20	5-5-0		164	46	44	.57977	44
DIV. I NON-CONF.		20-2-0	.90909	9	0-0-0		50	86	13	.63879	16
TOTALS		RPI 1-25	RPI 26-50		W-L RECORDS		RPI 51-100		RPI 101-150		RPI 150+
27-8-0	0-1-0	3-1-0		OVERALL		8-4-0		5-1-0		11-1-0	
2-4-0	0-0-0	0-0-0		HOME		0-3-0		0-0-0		2-1-0	
10-2-0	0-0-0	2-1-0		AWAY		5-0-0		3-1-0		0-0-0	
15-2-0	0-1-0	1-0-0		NEUTRAL		3-1-0		2-0-0		9-0-0	
20-2-0	0-1-0	1-0-0		NON-CONFERENCE		8-1-0		3-0-0		8-0-0	
0-0-0	0-0-0	0-0-0		HOME		0-0-0		0-0-0		0-0-0	
6-0-0	0-0-0	0-0-		AWAY		5-0-0		1-0-0		0-0-0	
14-2-0	0-1-0	1-0-0		NEUTRAL		3-1-0		2-0-0		8-0-0	
7-6-0	0-0-0	2-1-0		CONFERENCE		0-3-0		2-1-0		3-1-0	
2-4-0	0-0-0	0-0-0		HOME		0-3-0		0-0-0		2-1-0	
4-2-0	0-0-0	2-1-0		AWAY		0-0-0		2-1-0		0-0-0	
1-0-0	0-0-0	0-0-0		NEUTRAL		0-0-0		0-0-0		1-0-0	
RPI S	Opponent	Score		RPI S	Opponent	Score		RPI S	Opponent	Score	
20 N	James Madison	0	4	47 N	FIU	5	0	52 A	Louisville	10	1
				49 A	Northwestern	4	5	55 A	South Fla.	3	1
				49 A	Northwestern	7	1	60 H	Nebraska	4	9
				49 A	Northwestern	14	5	60 H	Nebraska	4	7
								60 H	Nebraska	3	8
								63 N	Boston College	1	4
								74 A	Colorado St.	8	1
								74 A	Colorado St.	16	0
								75 N	Hofstra	4	0
								75 N	Hofstra	7	5
								86 A	UNI	1	0
								87 N	La.-Monroe	5	2
				LAST 10 GAMES							
				134 A	Purdue	3	1	153 H	Iowa	8	1
				134 A	Purdue	4	5	60 H	Nebraska	4	9
				134 A	Purdue	5	2	60 H	Nebraska	3	8
				153 H	Iowa	6	5	60 H	Nebraska	4	7
				153 H	Iowa	3	4	49 A	Northwestern	7	1

Non-Div. I Games:

Wisconsin

USCUP state

USC Upstate

RPI	S	Opponent	Score	
256	H	Canisius	4	0
293	H	Howard	14	0

USC Upstate

U
S
C
U
P
S
t
a
t
e

U
S
C
U
P
S
t
a
t
e

Average RPI Win: 113		WON-LOST	WINNING	LAST 10	STRENGTH OF		OPP. STRENGTH	TEAM	ADJ	CONF.	ADJ CONF.
Average RPI Loss: 54		RECORD	PCT. RANK	GAMES	SCHEDULE		OF SCHEDULE	RPI	RPI	RPI	RPI
DIV. I ONLY		25-17-0	.59524	81	3-7-0		47	35	49	.57685	46
DIV. I NON-CONF.		20-11-0	.64516	73	2-2-0		68	11	48	.57887	44
TOTALS		RPI 1-25	RPI 26-50		W-L RECORDS		RPI 51-100		RPI 101-150		RPI 150+
25-17-0		1-6-0	4-3-0		OVERALL		7-6-0		7-2-0		6-0-0
13-6-0		1-2-0	2-0-0		HOME		4-4-0		3-0-0		3-0-0
3-5-0		0-2-0	2-1-0		AWAY		0-2-0		0-0-0		1-0-0
9-6-0		0-2-0	0-2-0		NEUTRAL		3-0-0		4-2-0		2-0-0
20-11-0		1-6-0	2-2-0		NON-CONFERENCE		4-1-0		7-2-0		6-0-0
10-3-0		1-2-0	2-0-0		HOME		1-1-0		3-0-0		3-0-0
1-2-0		0-2-0	0-0-		AWAY		0-0-0		0-0-0		1-0-0
9-6-0		0-2-0	0-2-0		NEUTRAL		3-0-0		4-2-0		2-0-0
5-6-0		0-0-0	2-1-0		CONFERENCE		3-5-0		0-0-0		0-0-0
3-3-0		0-0-0	0-0-0		HOME		3-3-0		0-0-0		0-0-0
2-3-0		0-0-0	2-1-0		AWAY		0-2-0		0-0-0		0-0-0
0-0-0		0-0-0	0-0-0		NEUTRAL		0-0-0		0-0-0		0-0-0
RPI S	Opponent	Score	RPI S	Opponent	Score	RPI S	Opponent	Score	RPI S	Opponent	Score
4 N	Washington	1 5	34 N	Mississippi St.	1 4	58 H	Cal Poly	3 2	114 N	Indiana	2 0
7 N	Oregon	1 4	42 H	Oregon St.	6 2	58 H	Cal Poly	0 2	114 N	Indiana	4 3
11 H	Minnesota	2 9	42 H	Oregon St.	4 1	59 N	Long Beach St.	4 2	115 N	Texas Tech	6 9
17 A	California	0 8	48 A	San Diego St.	3 6	62 A	Utah St.	0 1	118 N	FGCU	3 4
17 A	California	1 2	48 A	San Diego St.	10 7	62 A	Utah St.	4 7	118 N	FGCU	9 0
18 H	BYU	6 8	48 A	San Diego St.	7 6	66 N	Cal St. Fullerton	12 11	130 H	Pacific	5 4
18 H	BYU	6 1	49 N	Northwestern	3 5	84 N	Stanford	24 8	134 N	Purdue	4 0
						94 H	Boise St.	1 2	144 H	UC Davis	7 3
						94 H	Boise St.	9 0	144 H	UC Davis	3 0
						94 H	Boise St.	8 2	153 N	Iowa	11 7
						100 H	Nevada	4 7	165 H	Sacramento St.	5 2
						100 H	Nevada	9 1	177 N	San Diego	12 6
						100 H	Nevada	4 8	205 H	Idaho St.	11 6
									230 A	Santa Clara	2 0
									254 H	CSU Bakersfield	13 11
LAST 10 GAMES											
17 A	California	1 2	100 H	Nevada	4 7						
17 A	California	0 8	100 H	Nevada	4 8						
230 A	Santa Clara	2 0	100 H	Nevada	9 1						
62 A	Utah St.	4 7	130 H	Pacific	5 4						
62 A	Utah St.	0 1	94 H	Boise St.	1 2						

Non-Div. I Games:

Fresno St.

Average RPI Win:		154	WON-LOST RECORD		WINNING PCT. RANK		LAST 10 GAMES		STRENGTH OF SCHEDULE		OPP. STRENGTH OF SCHEDULE		TEAM RPI		ADJ RPI		CONF. RPI		ADJ CONF. RPI					
DIV. I ONLY			34-11-0		.75556		27		5-5-0		130		78		45		.57572		47		11		11	
DIV. I NON-CONF.			24-6-0		.8		26		0-0-0		204		114		57		.56727		55		11		11	
TOTALS		RPI 1-25		RPI 26-50				W-L RECORDS				RPI 51-100				RPI 101-150				RPI 150+				
34-11-0		0-1-0		3-5-0				OVERALL				7-2-0				6-2-0				18-1-0				
16-2-0		0-0-0		2-1-0				HOME				6-1-0				1-0-0				7-0-0				
6-5-0		0-1-0		1-2-0				AWAY				0-0-0				2-2-0				3-0-0				
12-4-0		0-0-0		0-2-0				NEUTRAL				1-1-0				3-0-0				8-1-0				
24-6-0		0-1-0		0-2-0				NON-CONFERENCE				4-2-0				5-0-0				15-1-0				
11-1-0		0-0-0		0-0-0				HOME				3-1-0				1-0-0				7-0-0				
1-1-0		0-1-0		0-0-				AWAY				0-0-0				1-0-0				0-0-0				
12-4-0		0-0-0		0-2-0				NEUTRAL				1-1-0				3-0-0				8-1-0				
10-5-0		0-0-0		3-3-0				CONFERENCE				3-0-0				1-2-0				3-0-0				
5-1-0		0-0-0		2-1-0				HOME				3-0-0				0-0-0				0-0-0				
5-4-0		0-0-0		1-2-0				AWAY				0-0-0				1-2-0				3-0-0				
0-0-0		0-0-0		0-0-0				NEUTRAL				0-0-0				0-0-0				0-0-0				
RPI	S	Opponent		Score		RPI	S	Opponent		Score		RPI	S	Opponent		Score		RPI	S	Opponent		Score		
1	A	Florida		0	5	27	H	Marshall		8	4	51	H	Fordham		4	2	110	N	Ball St.		6	2	
						27	H	Marshall		1	2	63	N	Boston College		2	1	118	A	FGCU		6	1	
						27	H	Marshall		3	1	72	H	Memphis		2	3	122	N	Kansas		4	3	
						35	N	Notre Dame		3	5	72	H	Memphis		12	4	137	H	Jacksonville		3	1	
						39	A	Fla. Atlantic		2	5	72	H	Memphis		3	2	146	A	UTSA		4	5	
						39	A	Fla. Atlantic		1	4	75	N	Hofstra		0	2	146	A	UTSA		7	4	
						39	A	Fla. Atlantic		5	1	88	H	North Texas		2	1	146	A	UTSA		0	1	
						44	N	Wisconsin		0	5	88	H	North Texas		8	3	150	N	Maryland		6	1	
												88	H	North Texas		1	0	158	N	Northwestern St.		2	4	
																		160	N	LIU Brooklyn		4	2	
																		163	N	Mercer		16	5	
																		189	A	Middle Tenn.		3	0	
																		189	A	Middle Tenn.		2	1	
																		189	A	Middle Tenn.		3	0	
																		194	H	Rutgers		8	0	
																		194	N	Rutgers		9	5	
																		217	H	Georgetown		4	0	
																		217	H	Georgetown		10	2	
																		217	H	Georgetown		2	0	
																		220	H	Fairfield		10	3	
																		220	H	Fairfield		10	2	
																		220	H	Fairfield		8	0	
																		241	N	Florida A&M		8	0	
																		241	N	Florida A&M		12	1	
																		252	N	Chattanooga		10	2	
																		261	N	Bryant		4	0	
																		269	N	Holy Cross		14	0	
LAST 10 GAMES																								
						27	H	Marshall		3	1	146	A	UTSA		0	1	241	N	Florida A&M		8	0	
						27	H	Marshall		1	2	39	A	Fla. Atlantic		2	5	241	N	Florida A&M		12	1	
						27	H	Marshall		8	4	39	A	Fla. Atlantic		5	1	252	N	Chattanooga		10	2	
						146	A	UTSA		7	4	39	A	Fla. Atlantic		1	4	261	N	Bryant		4	0	
						146	A	UTSA		4	5	189	A	Middle Tenn.		3	0	269	N	Holy Cross		14	0	

Non-Div. I Games:

FIU

Average RPI Win:	133	WON-LOST	WINNING	LAST 10	STRENGTH OF	OPP. STRENGTH	TEAM	ADJ	CONF.	ADJ CONF.		
Average RPI Loss:	54	RECORD	PCT. RANK	GAMES	SCHEDULE	OF SCHEDULE	RPI	RPI	RPI	RPI		
DIV. I ONLY		23-14-0	.62162	74	7-3-0	43	63	46	.57505	48	8	9
DIV. I NON-CONF.		16-9-0	.64	76	0-0-0	49	54	53	.57124	53	10	10
<hr/>												
TOTALS	RPI 1-25	RPI 26-50		W-L RECORDS		RPI 51-100		RPI 101-150		RPI 150+		
23-14-0	1-4-0	2-3-0		OVERALL		5-6-0		7-0-0		8-1-0		
13-7-0	0-3-0	1-2-0		HOME		2-2-0		6-0-0		4-0-0		
1-4-0	0-0-0	0-0-0		AWAY		1-4-0		0-0-0		0-0-0		
9-3-0	1-1-0	1-1-0		NEUTRAL		2-0-0		1-0-0		4-1-0		
16-9-0	1-4-0	1-1-0		NON-CONFERENCE		2-3-0		4-0-0		8-1-0		
7-4-0	0-3-0	0-0-0		HOME		0-1-0		3-0-0		4-0-0		
0-2-0	0-0-0	0-0-		AWAY		0-2-0		0-0-0		0-0-0		
9-3-0	1-1-0	1-1-0		NEUTRAL		2-0-0		1-0-0		4-1-0		
7-5-0	0-0-0	1-2-0		CONFERENCE		3-3-0		3-0-0		0-0-0		
6-3-0	0-0-0	1-2-0		HOME		2-1-0		3-0-0		0-0-0		
1-2-0	0-0-0	0-0-0		AWAY		1-2-0		0-0-0		0-0-0		
0-0-0	0-0-0	0-0-0		NEUTRAL		0-0-0		0-0-0		0-0-0		
RPI S	Opponent	Score	RPI S	Opponent	Score	RPI S	Opponent	Score	RPI S	Opponent	Score	
4 H	Washington	5 6	35 N	Notre Dame	2 5	56 H	McNeese	6 7	116 H	UC Riverside	3 0	
6 H	UCLA	0 8	37 N	Oklahoma St.	17 5	59 A	Long Beach St.	1 5	129 H	Miami (OH)	10 4	
8 N	Florida St.	4 6	46 H	Fresno St.	6 7	66 A	Cal St. Fullerton	0 2	139 N	New Mexico St.	10 2	
15 N	Utah	3 2	46 H	Fresno St.	6 3	70 H	San Jose St.	5 3	141 H	New Mexico	10 2	
18 H	BYU	1 5	46 H	Fresno St.	7 10	70 H	San Jose St.	3 5	141 H	New Mexico	8 0	
						70 H	San Jose St.	7 6	141 H	New Mexico	4 1	
						74 A	Colorado St.	5 11	144 H	UC Davis	5 4	
						74 A	Colorado St.	4 7	178 H	Boston U.	8 0	
						74 A	Colorado St.	9 4	178 N	Boston U.	11 10	
						84 N	Stanford	5 4	179 H	South Dakota	7 1	
						98 N	Weber St.	16 7	181 N	Longwood	5 1	
									187 N	Harvard	4 5	
									187 N	Harvard	6 1	
									212 N	Eastern Mich.	10 0	
									248 H	Detroit Mercy	5 2	
									262 H	Siena	10 4	
			LAST 10 GAMES									
			141 H	New Mexico	8 0	70 H	San Jose St.	3 5				
			141 H	New Mexico	10 2	74 A	Colorado St.	5 11				
			141 H	New Mexico	4 1	74 A	Colorado St.	4 7				
			70 H	San Jose St.	7 6	74 A	Colorado St.	9 4				
			70 H	San Jose St.	5 3	46 H	Fresno St.	6 3				

Non-Div. I Games:

San Diego St.

Average RPI Win:		111	WON-LOST RECORD		WINNING PCT. RANK	LAST 10 GAMES		STRENGTH OF SCHEDULE		OPP. STRENGTH OF SCHEDULE	TEAM RPI	ADJ RPI	CONF. RPI	ADJ CONF. RPI
Average RPI Loss:		34	16-23-0		.41026 190	3-7-0		6		22	53	.5733 49	7	5
DIV. I ONLY			13-14-0		.48148 144	1-0-0		5		4	44	.58567 39	5	5
DIV. I NON-CONF.														
TOTALS		RPI 1-25	RPI 26-50		W-L RECORDS		RPI 51-100		RPI 101-150		RPI 150+			
16-23-0		2-13-0	3-5-0		OVERALL		4-3-0		4-2-0		3-0-0			
4-3-0		0-0-0	1-2-0		HOME		0-0-0		3-1-0		0-0-0			
4-9-0		0-9-0	0-0-0		AWAY		0-0-0		1-0-0		3-0-0			
8-11-0		2-4-0	2-3-0		NEUTRAL		4-3-0		0-1-0		0-0-0			
13-14-0		2-7-0	2-3-0		NON-CONFERENCE		4-3-0		2-1-0		3-0-0			
1-0-0		0-0-0	0-0-0		HOME		0-0-0		1-0-0		0-0-0			
4-3-0		0-3-0	0-0-		AWAY		0-0-0		1-0-0		3-0-0			
8-11-0		2-4-0	2-3-0		NEUTRAL		4-3-0		0-1-0		0-0-0			
3-9-0		0-6-0	1-2-0		CONFERENCE		0-0-0		2-1-0		0-0-0			
3-3-0		0-0-0	1-2-0		HOME		0-0-0		2-1-0		0-0-0			
0-6-0		0-6-0	0-0-0		AWAY		0-0-0		0-0-0		0-0-0			
0-0-0		0-0-0	0-0-0		NEUTRAL		0-0-0		0-0-0		0-0-0			
RPI S	Opponent	Score	RPI S	Opponent	Score	RPI S	Opponent	Score	RPI S	Opponent	Score	RPI S	Opponent	Score
1 N	Florida	4 7	26 N	Georgia	0 2	51 N	Fordham	3 4	109 N	Lehigh	1 2			
3 A	Arizona	3 11	32 N	Tulsa	3 2	59 N	Long Beach St.	10 2	142 H	Ill.-Chicago	10 4			
4 N	Washington	0 3	41 N	Pittsburgh	1 2	59 N	Long Beach St.	1 2	149 A	Loyola Chicago	6 3			
4 N	Washington	3 6	41 N	Pittsburgh	4 6	67 N	CSUN	5 7	150 H	Maryland	6 5			
8 A	Florida St.	0 7	44 H	Wisconsin	1 7	77 N	Grand Canyon	4 2	150 H	Maryland	11 4			
8 A	Florida St.	2 3	44 H	Wisconsin	5 14	97 N	Houston	3 1	150 H	Maryland	4 5			
10 N	Baylor	6 7	44 H	Wisconsin	5 4	99 N	North Carolina St.	11 2	230 A	Santa Clara	7 2			
11 A	Minnesota	2 6	46 N	Fresno St.	5 3				230 A	Santa Clara	2 1			
11 A	Minnesota	0 8							231 A	Saint Mary's (CA)	6 4			
11 A	Minnesota	2 3												
17 N	California	3 2												
22 N	South Carolina	6 4												
23 A	Michigan	0 4												
23 A	Michigan	0 6												
23 A	Michigan	0 10												
LAST 10 GAMES														
	11 A Minnesota	0 8		150 H Maryland	11 4									
	11 A Minnesota	2 3		150 H Maryland	6 5									
	11 A Minnesota	2 6		23 A Michigan	0 4									
	149 A Loyola Chicago	6 3		23 A Michigan	0 6									
	150 H Maryland	4 5		23 A Michigan	0 10									

Non-Div. I Games:

Northwestern

Average RPI Win:		164	WON-LOST RECORD		WINNING PCT. RANK		LAST 10 GAMES		STRENGTH OF SCHEDULE		OPP. STRENGTH OF SCHEDULE		TEAM RPI		ADJ RPI		CONF. RPI		ADJ CONF. RPI		
DIV. I ONLY			32-9-0		.78049 18		10-0-0		147		150		48		.57315 50		14		14		
DIV. I NON-CONF.			21-8-0		.72414 49		2-0-0		180		151		65		.55276 64		14		14		
TOTALS		RPI 1-25		RPI 26-50		W-L RECORDS		RPI 51-100		RPI 101-150		RPI 150+									
32-9-0		0-1-0		2-1-0		OVERALL		6-3-0		6-4-0		18-0-0									
11-4-0		0-0-0		1-0-0		HOME		4-1-0		0-3-0		6-0-0									
9-3-0		0-1-0		1-1-0		AWAY		2-1-0		2-0-0		4-0-0									
12-2-0		0-0-0		0-0-0		NEUTRAL		0-1-0		4-1-0		8-0-0									
21-8-0		0-1-0		2-1-0		NON-CONFERENCE		1-2-0		6-4-0		12-0-0									
4-3-0		0-0-0		1-0-0		HOME		1-0-0		0-3-0		2-0-0									
5-3-0		0-1-0		1-0-		AWAY		0-1-0		2-0-0		2-0-0									
12-2-0		0-0-0		0-0-0		NEUTRAL		0-1-0		4-1-0		8-0-0									
11-1-0		0-0-0		0-0-0		CONFERENCE		5-1-0		0-0-0		6-0-0									
7-1-0		0-0-0		0-0-0		HOME		3-1-0		0-0-0		4-0-0									
4-0-0		0-0-0		0-0-0		AWAY		2-0-0		0-0-0		2-0-0									
0-0-0		0-0-0		0-0-0		NEUTRAL		0-0-0		0-0-0		0-0-0									
RPI	S	Opponent		Score		RPI	S	Opponent		Score		RPI	S	Opponent		Score					
9	A	Tennessee		2	3	30	H	Ole Miss		5	4	69	A	South Ala.		0	1				
						43	A	Kennesaw St.		3	4	71	N	Ohio		0	1				
						43	A	Kennesaw St.		15	5	80	H	Murray St.		7	3				
												80	H	Murray St.		10	6				
												85	A	Belmont		6	1				
												85	A	Belmont		8	0				
												89	H	UT Martin		5	7				
												89	H	UT Martin		4	0				
												95	H	Western Ky.		6	0				
														101 N Bradley		3	2				
														102 A Southern Miss.		2	0				
														102 H Southern Miss.		1	2				
														102 H Southern Miss.		3	4				
														102 H Southern Miss.		4	6				
														107 N Nicholls St.		4	3				
														111 N Missouri St.		4	2				
														143 A UAB		6	5				
														145 N Southeastern La.		3	0				
														149 N Loyola Chicago		2	4				
														156 H Winthrop		5	3				
														166 A Georgia Tech		7	1				
														170 H Austin Peay		4	3				
														170 H Austin Peay		7	0				
														184 H Southeast Mo. St.		9	5				
														184 H Southeast Mo. St.		3	0				
														190 N Samford		8	0				
														193 N Central Ark.		7	2				
														193 N Central Ark.		7	0				
														224 N Houston Baptist		10	2				
														251 H Alabama St.		4	0				
														251 N Alabama St.		12	1				
														265 A Tennessee St.		8	0				
														265 A Tennessee St.		7	0				
														270 N Mississippi Val.		10	1				
														270 N Mississippi Val.		14	7				
														272 A Alabama A&M		8	0				
LAST 10 GAMES				170 H Austin Peay				7	0	85 A Belmont				6	1	265 A Tennessee St.				7	0
				170 H Austin Peay				4	3	143 A UAB				6	5	270 N Mississippi Val.				10	1
				265 A Tennessee St.				7	0	80 H Murray St.				7	3	270 N Mississippi Val.				14	7
				265 A Tennessee St.				8	0	80 H Murray St.				10	6	272 A Alabama A&M				8	0
				85 A Belmont				8	0	30 H Ole Miss				5	4						

Non-Div. I Games:

Jacksonville St.

RPI	S	Opponent	Score	
272	N	Alabama A&M	11	0

Jacksonville St.

J
a
c
k
s
o
n
v
i
l
l
e
s
t
.

J
a
c
k
s
o
n
v
i
l
l
e
s
t
.

Average RPI Win:	160	WON-LOST	WINNING	LAST 10	STRENGTH OF	OPP. STRENGTH	TEAM	ADJ	CONF.	ADJ CONF.	
Average RPI Loss:	95	RECORD	PCT. RANK	GAMES	SCHEDULE	OF SCHEDULE	RPI	RPI	RPI	RPI	
DIV. I ONLY	32-12-0	.72727	30	6-4-0	129	127	52	.57079	51	23	23
DIV. I NON-CONF.	24-8-0	.75	39	2-1-0	58	101	33	.599	32	23	23
<hr/>											
TOTALS	RPI 1-25	RPI 26-50		W-L RECORDS		RPI 51-100		RPI 101-150		RPI 150+	
32-12-0	1-2-0	3-1-0		OVERALL		5-3-0		5-4-0		18-2-0	
8-2-0	0-0-0	0-0-0		HOME		0-1-0		0-0-0		8-1-0	
7-7-0	0-1-0	1-1-0		AWAY		2-0-0		2-4-0		2-1-0	
17-3-0	1-1-0	2-0-0		NEUTRAL		3-2-0		3-0-0		8-0-0	
<hr/>											
24-8-0	1-2-0	3-1-0		NON-CONFERENCE		5-3-0		4-2-0		11-0-0	
3-1-0	0-0-0	0-0-0		HOME		0-1-0		0-0-0		3-0-0	
4-4-0	0-1-0	1-0-		AWAY		2-0-0		1-2-0		0-0-0	
17-3-0	1-1-0	2-0-0		NEUTRAL		3-2-0		3-0-0		8-0-0	
<hr/>											
8-4-0	0-0-0	0-0-0		CONFERENCE		0-0-0		1-2-0		7-2-0	
5-1-0	0-0-0	0-0-0		HOME		0-0-0		0-0-0		5-1-0	
3-3-0	0-0-0	0-0-0		AWAY		0-0-0		1-2-0		2-1-0	
0-0-0	0-0-0	0-0-0		NEUTRAL		0-0-0		0-0-0		0-0-0	
<hr/>											
RPI S	Opponent	Score		RPI S	Opponent	Score		RPI S	Opponent	Score	
1 N	Florida	0	4	32 N	Tulsa	7	6	54 N	Illinois St.	6	7
3 A	Arizona	1	8	39 A	Fla. Atlantic	7	0	57 N	Saint Francis (PA)	3	5
10 N	Baylor	1	0	47 A	FIU	2	4	57 N	Saint Francis (PA)	6	1
				49 N	Northwestern	4	3	67 N	CSUN	4	3
								75 H	Hofstra	2	3
								82 N	Ga. Southern	7	0
								99 A	North Carolina St.	8	7
								99 A	North Carolina St.	16	2

Non-Div. I Games:

Fordham

Fordham

Average RPI Win: 134		WON-LOST	WINNING	LAST 10	STRENGTH OF		OPP. STRENGTH	TEAM	ADJ	CONF.	ADJ CONF.
Average RPI Loss: 50		RECORD	PCT. RANK	GAMES	SCHEDULE		OF SCHEDULE	RPI	RPI	RPI	RPI
DIV. I ONLY		25-13-0	.65789	55	5-5-0		73	50	50	.57011	52
DIV. I NON-CONF.		16-9-0	.64	76	0-1-0		93	72	62	.55746	60
TOTALS		RPI 1-25	RPI 26-50		W-L RECORDS		RPI 51-100		RPI 101-150		RPI 150+
25-13-0		0-5-0	5-4-0		OVERALL		5-2-0		3-1-0		12-1-0
12-5-0		0-1-0	4-3-0		HOME		2-0-0		1-0-0		5-1-0
4-3-0		0-0-0	0-0-0		AWAY		1-2-0		0-1-0		3-0-0
9-5-0		0-4-0	1-1-0		NEUTRAL		2-0-0		2-0-0		4-0-0
16-9-0		0-5-0	1-2-0		NON-CONFERENCE		3-0-0		3-1-0		9-1-0
8-3-0		0-1-0	0-1-0		HOME		2-0-0		1-0-0		5-1-0
0-1-0		0-0-0	0-0-		AWAY		0-0-0		0-1-0		0-0-0
8-5-0		0-4-0	1-1-0		NEUTRAL		1-0-0		2-0-0		4-0-0
9-4-0		0-0-0	4-2-0		CONFERENCE		2-2-0		0-0-0		3-0-0
4-2-0		0-0-0	4-2-0		HOME		0-0-0		0-0-0		0-0-0
4-2-0		0-0-0	0-0-0		AWAY		1-2-0		0-0-0		3-0-0
1-0-0		0-0-0	0-0-0		NEUTRAL		1-0-0		0-0-0		0-0-0
RPI S	Opponent	Score	RPI S	Opponent	Score	RPI S	Opponent	Score	RPI S	Opponent	Score
3 N	Arizona	3 5	35 H	Notre Dame	4 5	63 A	Boston College	2 6	114 H	Indiana	2 1
13 N	Oklahoma	1 2	35 H	Notre Dame	4 6	63 A	Boston College	5 3	127 A	UNLV	3 5
16 H	Kentucky	1 10	35 H	Notre Dame	7 4	63 A	Boston College	1 3	134 N	Purdue	9 1
17 N	California	2 5	36 N	Ohio St.	9 0	64 N	Syracuse	7 4	134 N	Purdue	6 5
18 N	BYU	0 4	36 N	Ohio St.	3 4	66 N	Cal St. Fullerton	4 2	154 A	Virginia Tech	6 0
			41 H	Pittsburgh	5 2	71 H	Ohio	2 1	154 A	Virginia Tech	13 6
			41 H	Pittsburgh	7 6	86 H	UNI	8 5	154 A	Virginia Tech	10 8
			41 H	Pittsburgh	8 2				180 H	Indiana St.	14 6
			44 H	Wisconsin	1 10				180 H	Indiana St.	6 8
									180 N	Indiana St.	6 5
									180 N	Indiana St.	1 0
									182 H	Bowling Green	1 0
									215 H	IUPUI	7 2
									229 N	Southern Utah	17 3
									254 N	CSU Bakersfield	13 2
									275 H	Green Bay	8 0
									275 H	Green Bay	4 3
LAST 10 GAMES											
			154 A	Virginia Tech	10 8	63 A	Boston College	2 6			
			154 A	Virginia Tech	6 0	63 A	Boston College	5 3			
			154 A	Virginia Tech	13 6	35 H	Notre Dame	7 4			
			16 H	Kentucky	1 10	35 H	Notre Dame	4 6			
			63 A	Boston College	1 3	35 H	Notre Dame	4 5			

Non-Div. I Games:

Louisville

Average RPI Win:	124	WON-LOST RECORD	WINNING PCT. RANK	LAST 10 GAMES	STRENGTH OF SCHEDULE	OPP. STRENGTH OF SCHEDULE	TEAM RPI	ADJ RPI	CONF. RPI	ADJ CONF. RPI		
DIV. I ONLY		28-16-0	.63636	65	5-5-0	78	55	55	.56637	53	6	7
DIV. I NON-CONF.		15-11-0	.57692	102	0-2-0	121	65	85	.54087	80	8	7
<hr/>												
TOTALS	RPI 1-25	RPI 26-50		W-L RECORDS		RPI 51-100		RPI 101-150		RPI 150+		
28-16-0	3-3-0	2-2-0		OVERALL		10-5-0		2-3-0		11-3-0		
11-6-0	1-1-0	1-0-0		HOME		5-1-0		0-1-0		4-3-0		
8-9-0	2-2-0	1-2-0		AWAY		2-3-0		1-2-0		2-0-0		
9-1-0	0-0-0	0-0-0		NEUTRAL		3-1-0		1-0-0		5-0-0		
15-11-0	1-2-0	2-2-0		NON-CONFERENCE		3-3-0		1-1-0		8-3-0		
3-5-0	1-1-0	1-0-0		HOME		0-0-0		0-1-0		1-3-0		
3-5-0	0-1-0	1-0-		AWAY		0-2-0		0-0-0		2-0-0		
9-1-0	0-0-0	0-0-0		NEUTRAL		3-1-0		1-0-0		5-0-0		
13-5-0	2-1-0	0-0-0		CONFERENCE		7-2-0		1-2-0		3-0-0		
8-1-0	0-0-0	0-0-0		HOME		5-1-0		0-0-0		3-0-0		
5-4-0	2-1-0	0-0-0		AWAY		2-1-0		1-2-0		0-0-0		
0-0-0	0-0-0	0-0-0		NEUTRAL		0-0-0		0-0-0		0-0-0		
<hr/>												
RPI S	Opponent	Score		RPI S	Opponent	Score		RPI S	Opponent	Score		
2 A	Auburn	3	6	34 A	Mississippi St.	0	4	55 A	South Fla.	0	1	
19 H	Illinois	0	6	34 A	Mississippi St.	3	1	64 N	Syracuse	2	5	
19 H	Illinois	13	4	43 A	Kennesaw St.	5	6	69 H	South Ala.	4	3	
25 A	Texas St.	5	7	43 H	Kennesaw St.	6	4	69 H	South Ala.	2	0	
25 A	Texas St.	4	0					69 H	South Ala.	11	3	
25 A	Texas St.	5	3					73 N	Central Mich.	6	4	
								81 A	Coastal Caro.	8	1	
								81 A	Coastal Caro.	5	1	
								81 A	Coastal Caro.	2	8	
								83 A	North Florida	6	7	
								90 H	UT Arlington	10	6	
								90 H	UT Arlington	3	2	
								90 H	UT Arlington	3	7	
								95 N	Western Ky.	13	1	
								95 N	Western Ky.	2	1	

Non-Div. I Games:

Georgia St.

Average RPI Win: 135		WON-LOST	WINNING	LAST 10	STRENGTH OF		OPP. STRENGTH	TEAM	ADJ	CONF.	ADJ CONF.
Average RPI Loss: 59		RECORD	PCT. RANK	GAMES	SCHEDULE		OF SCHEDULE	RPI	RPI	RPI	RPI
DIV. I ONLY		22-17-0	.5641	101	7-3-0		37	60	54	.5652	54
DIV. I NON-CONF.		10-14-0	.41667	178	0-1-0		16	18	81	.54068	81
TOTALS		RPI 1-25	RPI 26-50		W-L RECORDS		RPI 51-100		RPI 101-150		RPI 150+
22-17-0		0-7-0	2-2-0		OVERALL		4-3-0		8-4-0		8-1-0
4-3-0		0-0-0	0-0-0		HOME		0-0-0		4-3-0		0-0-0
8-8-0		0-3-0	0-2-0		AWAY		2-3-0		3-0-0		3-0-0
10-6-0		0-4-0	2-0-0		NEUTRAL		2-0-0		1-1-0		5-1-0
10-14-0		0-7-0	2-2-0		NON-CONFERENCE		2-2-0		1-2-0		5-1-0
0-1-0		0-0-0	0-0-0		HOME		0-0-0		0-1-0		0-0-0
0-7-0		0-3-0	0-0-		AWAY		0-2-0		0-0-0		0-0-0
10-6-0		0-4-0	2-0-0		NEUTRAL		2-0-0		1-1-0		5-1-0
12-3-0		0-0-0	0-0-0		CONFERENCE		2-1-0		7-2-0		3-0-0
4-2-0		0-0-0	0-0-0		HOME		0-0-0		4-2-0		0-0-0
8-1-0		0-0-0	0-0-0		AWAY		2-1-0		3-0-0		3-0-0
0-0-0		0-0-0	0-0-0		NEUTRAL		0-0-0		0-0-0		0-0-0
RPI S	Opponent	Score	RPI S	Opponent	Score	RPI S	Opponent	Score	RPI S	Opponent	Score
1 N	Florida	0 9	28 N	Missouri	7 3	51 N	Fordham	7 6	108 N	Troy	1 5
11 N	Minnesota	3 7	39 A	Fla. Atlantic	1 2	55 A	South Fla.	4 5	113 H	Southern Ill.	7 12
12 A	LSU	2 10	39 A	Fla. Atlantic	5 7	61 A	Wichita St.	3 11	113 H	Southern Ill.	8 7
19 A	Illinois	3 5	39 N	Fla. Atlantic	2 1	61 A	Wichita St.	8 3	113 H	Southern Ill.	5 7
19 N	Illinois	2 4				61 A	Wichita St.	5 3	119 H	DePaul	1 5
21 A	Arizona St.	1 7				79 N	St. John's (NY)	2 1	135 A	Drake	7 2
23 N	Michigan	2 4				95 A	Western Ky.	2 8	135 A	Drake	3 1
									135 A	Drake	10 2
									136 N	Delaware	19 13
									149 H	Loyola Chicago	2 1
									149 H	Loyola Chicago	3 1
									149 H	Loyola Chicago	15 0
									160 N	LIU Brooklyn	2 4
									170 N	Austin Peay	7 2
									180 A	Indiana St.	10 3
									180 A	Indiana St.	8 1
									180 A	Indiana St.	9 3
									194 N	Rutgers	13 2
									208 N	Wright St.	3 0
									215 N	IUPUI	10 1
									220 N	Fairfield	5 3
			LAST 10 GAMES								
			135 A	Drake	10 2	149 H	Loyola Chicago	2 1			
			135 A	Drake	7 2	119 H	DePaul	1 5			
			135 A	Drake	3 1	113 H	Southern Ill.	5 7			
			149 H	Loyola Chicago	15 0	113 H	Southern Ill.	8 7			
			149 H	Loyola Chicago	3 1	113 H	Southern Ill.	7 12			

Non-Div. I Games:

Illinois St.

Average RPI Win:		136	WON-LOST RECORD		WINNING PCT. RANK		LAST 10 GAMES		STRENGTH OF SCHEDULE		OPP. STRENGTH OF SCHEDULE		TEAM RPI		ADJ RPI		CONF. RPI		ADJ CONF. RPI				
DIV. I ONLY			26-21-0		.55319 111		6-4-0		39		64		58		.56457 55		10		8				
DIV. I NON-CONF.			21-15-0		.58333 96		1-0-0		18		68		52		.57548 47		6		6				
TOTALS		RPI 1-25		RPI 26-50		W-L RECORDS		RPI 51-100		RPI 101-150		RPI 150+											
26-21-0		1-5-0		1-7-0		OVERALL		6-4-0		8-1-0		10-4-0											
16-10-0		1-2-0		0-4-0		HOME		3-1-0		5-1-0		7-2-0											
4-4-0		0-1-0		0-0-0		AWAY		2-2-0		1-0-0		1-1-0											
6-7-0		0-2-0		1-3-0		NEUTRAL		1-1-0		2-0-0		2-1-0											
21-15-0		1-5-0		1-4-0		NON-CONFERENCE		5-2-0		5-1-0		9-3-0											
13-7-0		1-2-0		0-1-0		HOME		3-1-0		2-1-0		7-2-0											
2-1-0		0-1-0		0-0-		AWAY		1-0-0		1-0-0		0-0-0											
6-7-0		0-2-0		1-3-0		NEUTRAL		1-1-0		2-0-0		2-1-0											
5-6-0		0-0-0		0-3-0		CONFERENCE		1-2-0		3-0-0		1-1-0											
3-3-0		0-0-0		0-3-0		HOME		0-0-0		3-0-0		0-0-0											
2-3-0		0-0-0		0-0-0		AWAY		1-2-0		0-0-0		1-1-0											
0-0-0		0-0-0		0-0-0		NEUTRAL		0-0-0		0-0-0		0-0-0											
RPI	S	Opponent		Score		RPI	S	Opponent		Score		RPI	S	Opponent		Score		RPI	S	Opponent		Score	
1	A	Florida		0	8	28	N	Missouri		4	13	53	H	Georgia St.		1	0	110	N	Ball St.		6	2
1	H	Florida		0	8	30	N	Ole Miss		1	12	54	H	Illinois St.		5	4	125	H	East Carolina		9	7
2	H	Auburn		0	4	30	N	Ole Miss		0	8	63	H	Boston College		6	4	125	H	East Carolina		7	6
19	N	Illinois		3	7	32	H	Tulsa		0	5	64	H	Syracuse		1	2	125	H	East Carolina		3	0
20	N	James Madison		0	5	32	H	Tulsa		0	5	65	A	UCF		4	5	134	H	Purdue		0	2
23	H	Michigan		6	4	32	H	Tulsa		3	7	65	A	UCF		0	2	136	H	Delaware		6	4
						37	N	Oklahoma St.		12	4	65	A	UCF		7	2	137	A	Jacksonville		5	2
						44	H	Wisconsin		1	3	73	N	Central Mich.		2	4	137	H	Jacksonville		9	6
												75	N	Hofstra		7	5	147	N	Towson		9	3
												91	A	Stetson		6	3	157	H	North Dakota St.		7	0
																		162	H	Villanova		0	5
																		164	H	Army West Point		11	1
																		171	N	Binghamton		10	0
																		172	H	Saint Joseph's		11	9
																		174	A	UConn		0	1
																		174	A	UConn		9	0
																		183	N	Butler		1	5
																		207	H	Penn		2	3
																		212	H	Eastern Mich.		4	0
																		233	N	Colgate		10	0
																		241	H	Florida A&M		4	3
																		253	H	Yale		4	3
																		255	H	Central Conn. St.		9	2
LAST 10 GAMES																							
						65	A	UCF		4	5	125	H	East Carolina		7	6						
						65	A	UCF		7	2	125	H	East Carolina		3	0						
						65	A	UCF		0	2	174	A	UConn		9	0						
						137	A	Jacksonville		5	2	174	A	UConn		0	1						
						125	H	East Carolina		9	7	32	H	Tulsa		0	5						

Non-Div. I Games:

South Fla.

Average RPI Win:		163	WON-LOST RECORD		WINNING PCT. RANK		LAST 10 GAMES		STRENGTH OF SCHEDULE		OPP. STRENGTH OF SCHEDULE		TEAM RPI		ADJ RPI		CONF. RPI		ADJ CONF. RPI					
DIV. I ONLY			30-14-0		.68182		46		7-3-0		113		76		56		.56448		56		19		19	
DIV. I NON-CONF.			13-12-0		.52		126		0-1-0		11		19		50		.57488		48		16		16	
TOTALS		RPI 1-25		RPI 26-50		W-L RECORDS		RPI 51-100		RPI 101-150		RPI 150+												
30-14-0		1-4-0		1-5-0		OVERALL		5-3-0		6-1-0		17-1-0												
11-3-0		0-0-0		0-1-0		HOME		1-1-0		1-0-0		9-1-0												
11-7-0		0-4-0		1-1-0		AWAY		2-1-0		2-1-0		6-0-0												
8-4-0		1-0-0		0-3-0		NEUTRAL		2-1-0		3-0-0		2-0-0												
13-12-0		1-4-0		1-5-0		NON-CONFERENCE		5-3-0		4-0-0		2-0-0												
2-2-0		0-0-0		0-1-0		HOME		1-1-0		1-0-0		0-0-0												
3-6-0		0-4-0		1-0-		AWAY		2-1-0		0-0-0		0-0-0												
8-4-0		1-0-0		0-3-0		NEUTRAL		2-1-0		3-0-0		2-0-0												
17-2-0		0-0-0		0-0-0		CONFERENCE		0-0-0		2-1-0		15-1-0												
9-1-0		0-0-0		0-0-0		HOME		0-0-0		0-0-0		9-1-0												
8-1-0		0-0-0		0-0-0		AWAY		0-0-0		2-1-0		6-0-0												
0-0-0		0-0-0		0-0-0		NEUTRAL		0-0-0		0-0-0		0-0-0												
RPI	S	Opponent		Score		RPI	S	Opponent		Score		RPI	S	Opponent		Score								
5	A	Texas A&M		3	10	31	A	Texas		0	4	69	A	South Ala.		0	1							
10	A	Baylor		3	9	32	H	Tulsa		2	5	69	H	South Ala.		7	1							
10	A	Baylor		5	6	37	N	Oklahoma St.		1	5	70	N	San Jose St.		15	11							
12	A	LSU		3	4	37	N	Oklahoma St.		5	6	80	N	Murray St.		5	13							
18	N	BYU		6	3	42	N	Oregon St.		2	7	86	N	UNI		6	2							
						48	A	San Diego St.		7	6	87	H	La.-Monroe		0	3							
												93	A	Louisiana Tech		13	7							
												97	A	Houston		1	0							

Non-Div. I Games:

McNeese

[illegible]

Non-Div. I Games:

Saint Francis (PA)

RPI	S	Opponent	Score	
286	A	Fairleigh Dickinson	15	0
287	N	UMES	12	4

Saint Francis (PA)
(
P
A
)

S
a
i
n
t
F
r
a
n
c
i
s
(
P
A
)

S
a
i
n
t
F
r
a
n
c
i
s
(
P
A
)

Average RPI Win: 148		WON-LOST	WINNING	LAST 10	STRENGTH OF	OPP. STRENGTH	TEAM	ADJ	CONF.	ADJ CONF.				
Average RPI Loss: 78		RECORD	PCT. RANK	GAMES	SCHEDULE	OF SCHEDULE	RPI	RPI	RPI	RPI				
DIV. I ONLY		28-13-0	.68293	45	5-5-0	117	80	59	.56055	58	9	10		
DIV. I NON-CONF.		24-8-0	.75	39	1-0-0	146	107	51	.57278	52	9	8		
TOTALS		RPI 1-25	RPI 26-50		W-L RECORDS		RPI 51-100		RPI 101-150		RPI 150+			
28-13-0		2-3-0	1-1-0		OVERALL		7-7-0		2-0-0		16-2-0			
9-5-0		0-0-0	0-0-0		HOME		2-4-0		0-0-0		7-1-0			
4-2-0		0-0-0	1-1-0		AWAY		3-1-0		0-0-0		0-0-0			
15-6-0		2-3-0	0-0-0		NEUTRAL		2-2-0		2-0-0		9-1-0			
24-8-0		2-3-0	1-1-0		NON-CONFERENCE		3-2-0		2-0-0		16-2-0			
7-1-0		0-0-0	0-0-0		HOME		0-0-0		0-0-0		7-1-0			
2-1-0		0-0-0	1-0-		AWAY		1-0-0		0-0-0		0-0-0			
15-6-0		2-3-0	0-0-0		NEUTRAL		2-2-0		2-0-0		9-1-0			
4-5-0		0-0-0	0-0-0		CONFERENCE		4-5-0		0-0-0		0-0-0			
2-4-0		0-0-0	0-0-0		HOME		2-4-0		0-0-0		0-0-0			
2-1-0		0-0-0	0-0-0		AWAY		2-1-0		0-0-0		0-0-0			
0-0-0		0-0-0	0-0-0		NEUTRAL		0-0-0		0-0-0		0-0-0			
RPI	S	Opponent		Score	RPI	S	Opponent		Score	RPI	S	Opponent		Score
6	N	UCLA		1 3	46	A	Fresno St.		2 0	59	H	Long Beach St.		0 2
7	N	Oregon		1 3	46	A	Fresno St.		2 3	59	H	Long Beach St.		0 1
11	N	Minnesota		1 3						59	H	Long Beach St.		0 2
13	N	Oklahoma		3 1						65	N	UCF		1 2
13	N	Oklahoma		3 1						66	A	Cal St. Fullerton		7 2
										66	A	Cal St. Fullerton		2 4
										66	A	Cal St. Fullerton		1 0
										77	N	Grand Canyon		1 0
										77	N	Grand Canyon		4 5
										78	N	Liberty		9 2
										84	A	Stanford		1 0
										96	H	UC Santa Barbara		0 4
										96	H	UC Santa Barbara		3 1
										96	H	UC Santa Barbara		4 1

Non-Div. I Games:

Cal Poly

Average RPI Win: 108		WON-LOST	WINNING	LAST 10	STRENGTH OF		OPP. STRENGTH	TEAM	ADJ	CONF.	ADJ CONF.
Average RPI Loss: 59		RECORD	PCT. RANK	GAMES	SCHEDULE		OF SCHEDULE	RPI	RPI	RPI	RPI
DIV. I ONLY		19-20-1	.4875	147	7-3-0		30	23	66	.56032	59
DIV. I NON-CONF.		12-18-1	.40323	188	0-1-0		22	3	87	.53875	83
TOTALS		RPI 1-25	RPI 26-50		W-L RECORDS		RPI 51-100		RPI 101-150		RPI 150+
19-20-1		0-10-0	4-4-0		OVERALL		6-1-1		5-2-0		4-3-0
10-12-1		0-5-0	2-1-0		HOME		2-1-1		3-2-0		3-3-0
4-0-0		0-0-0	0-0-0		AWAY		3-0-0		0-0-0		1-0-0
5-8-0		0-5-0	2-3-0		NEUTRAL		1-0-0		2-0-0		0-0-0
12-18-1		0-10-0	4-4-0		NON-CONFERENCE		1-0-1		3-1-0		4-3-0
6-10-1		0-5-0	2-1-0		HOME		0-0-1		1-1-0		3-3-0
1-0-0		0-0-0	0-0-		AWAY		0-0-0		0-0-0		1-0-0
5-8-0		0-5-0	2-3-0		NEUTRAL		1-0-0		2-0-0		0-0-0
7-2-0		0-0-0	0-0-0		CONFERENCE		5-1-0		2-1-0		0-0-0
4-2-0		0-0-0	0-0-0		HOME		2-1-0		2-1-0		0-0-0
3-0-0		0-0-0	0-0-0		AWAY		3-0-0		0-0-0		0-0-0
0-0-0		0-0-0	0-0-0		NEUTRAL		0-0-0		0-0-0		0-0-0
RPI S	Opponent	Score	RPI S	Opponent	Score	RPI S	Opponent	Score	RPI S	Opponent	Score
1 N	Florida	0 17	31 H	Texas	1 10	58 A	Cal Poly	1 0	109 N	Lehigh	7 1
3 H	Arizona	0 4	35 H	Notre Dame	4 3	58 A	Cal Poly	2 0	114 N	Indiana	5 4
4 H	Washington	1 9	37 N	Oklahoma St.	4 6	58 A	Cal Poly	2 0	133 H	Loyola Marymount	3 2
5 N	Texas A&M	0 5	42 N	Oregon St.	7 4	67 H	CSUN	1 10	133 H	Loyola Marymount	1 6
6 H	UCLA	0 1	46 N	Fresno St.	2 4	67 H	CSUN	2 1	144 H	UC Davis	1 0
12 N	LSU	0 13	48 H	San Diego St.	5 1	67 H	CSUN	3 1	144 H	UC Davis	2 0
13 H	Oklahoma	0 14	49 N	Northwestern	2 1	77 N	Grand Canyon	5 2	144 H	UC Davis	0 5
15 H	Utah	0 8	49 N	Northwestern	2 10	98 H	Weber St.	6 6	178 H	Boston U.	6 4
22 N	South Carolina	2 4							179 H	South Dakota	8 0
23 N	Michigan	5 13							179 H	South Dakota	0 1
									187 H	Harvard	1 2
									212 H	Eastern Mich.	1 2
									230 A	Santa Clara	10 4
									254 H	CSU Bakersfield	2 0
			LAST 10 GAMES								
			58 A	Cal Poly	2 0	144 H	UC Davis	2 0			
			58 A	Cal Poly	2 0	67 H	CSUN	1 10			
			58 A	Cal Poly	1 0	67 H	CSUN	3 1			
			144 H	UC Davis	0 5	67 H	CSUN	2 1			
			144 H	UC Davis	1 0	133 H	Loyola Marymount	1 6			

Non-Div. I Games:

Long Beach St.

Average RPI Win: 130		WON-LOST RECORD		WINNING PCT. RANK		LAST 10 GAMES		STRENGTH OF SCHEDULE		OPP. STRENGTH OF SCHEDULE		TEAM RPI		ADJ RPI		CONF. RPI		ADJ CONF. RPI	
DIV. I ONLY		19-22-0		.46341 153		8-2-0		21		33		64		.55904 60		7		5	
DIV. I NON-CONF.		10-17-0		.37037 207		2-0-0		8		8		79		.54476 75		5		5	
TOTALS		RPI 1-25		RPI 26-50		W-L RECORDS		RPI 51-100		RPI 101-150		RPI 150+							
19-22-0		0-15-0		5-2-0		OVERALL		0-1-0		7-1-0		7-3-0							
9-3-0		0-3-0		0-0-0		HOME		0-0-0		6-0-0		3-0-0							
6-9-0		0-6-0		3-0-0		AWAY		0-1-0		0-0-0		3-2-0							
4-10-0		0-6-0		2-2-0		NEUTRAL		0-0-0		1-1-0		1-1-0							
10-17-0		0-12-0		2-2-0		NON-CONFERENCE		0-1-0		4-1-0		4-1-0							
6-0-0		0-0-0		0-0-0		HOME		0-0-0		3-0-0		3-0-0							
0-7-0		0-6-0		0-0-		AWAY		0-1-0		0-0-0		0-0-0							
4-10-0		0-6-0		2-2-0		NEUTRAL		0-0-0		1-1-0		1-1-0							
9-5-0		0-3-0		3-0-0		CONFERENCE		0-0-0		3-0-0		3-2-0							
3-3-0		0-3-0		0-0-0		HOME		0-0-0		3-0-0		0-0-0							
6-2-0		0-0-0		3-0-0		AWAY		0-0-0		0-0-0		3-2-0							
0-0-0		0-0-0		0-0-0		NEUTRAL		0-0-0		0-0-0		0-0-0							
RPI	S	Opponent		Score		RPI	S	Opponent		Score		RPI	S	Opponent		Score			
2	N	Auburn		2	3	28	N	Missouri		4	1	61	A	Wichita St.		5	7		
4	N	Washington		5	7	41	N	Pittsburgh		1	9			128 N Lamar University		9	10		
8	A	Florida St.		0	9	41	N	Pittsburgh		2	6			128 N Lamar University		8	6		
8	A	Florida St.		0	8	42	N	Oregon St.		10	6			138 H Penn St.		5	4		
9	N	Tennessee		0	5	44	A	Wisconsin		7	4			138 H Penn St.		6	4		
11	H	Minnesota		4	5	44	A	Wisconsin		8	3			138 H Penn St.		2	1		
11	H	Minnesota		1	8	44	A	Wisconsin		9	4			139 H New Mexico St.		9	3		
11	H	Minnesota		0	16									139 H New Mexico St.		7	6		
13	N	Oklahoma		0	6									139 H New Mexico St.		4	1		
17	N	California		0	2									153 A Iowa		2	5		
18	N	BYU		1	12									153 A Iowa		3	4		
21	A	Arizona St.		1	12									167 H Iowa St.		5	3		
21	A	Arizona St.		1	10									167 H Iowa St.		2	1		
21	A	Arizona St.		0	6									176 H Omaha		15	11		
21	A	Arizona St.		0	6									194 A Rutgers		7	2		
24	A	Arkansas		0	2									194 A Rutgers		7	4		
														194 A Rutgers		15	12		
														215 N IUPUI		1	9		
														215 N IUPUI		6	1		
LAST 10 GAMES																			
138 H Penn St.						6	4	194 A Rutgers						7	2				
138 H Penn St.						5	4	194 A Rutgers						15	12				
138 H Penn St.						2	1	194 A Rutgers						7	4				
153 A Iowa						2	5	167 H Iowa St.						2	1				
153 A Iowa						3	4	167 H Iowa St.						5	3				

Non-Div. I Games:

Nebraska

Average RPI Win: 129		WON-LOST RECORD		WINNING PCT. RANK		LAST 10 GAMES		STRENGTH OF SCHEDULE		OPP. STRENGTH OF SCHEDULE		TEAM RPI		ADJ RPI		CONF. RPI		ADJ CONF. RPI	
DIV. I ONLY		26-14-0		.65 58		8-2-0		102		62		60		.55745 61		13		13	
DIV. I NON-CONF.		15-10-0		.6 90		2-0-0		100		44		68		.54911 67		12		12	
TOTALS		RPI 1-25		RPI 26-50		W-L RECORDS		RPI 51-100		RPI 101-150		RPI 150+							
26-14-0		0-3-0		2-1-0		OVERALL		6-4-0		11-4-0		7-2-0							
9-4-0		0-2-0		1-0-0		HOME		2-2-0		3-0-0		3-0-0							
9-4-0		0-1-0		1-1-0		AWAY		2-0-0		6-2-0		0-0-0							
8-6-0		0-0-0		0-0-0		NEUTRAL		2-2-0		2-2-0		4-2-0							
15-10-0		0-3-0		2-1-0		NON-CONFERENCE		5-2-0		4-2-0		4-2-0							
2-2-0		0-2-0		1-0-0		HOME		1-0-0		0-0-0		0-0-0							
5-2-0		0-1-0		1-0-		AWAY		2-0-0		2-0-0		0-0-0							
8-6-0		0-0-0		0-0-0		NEUTRAL		2-2-0		2-2-0		4-2-0							
11-4-0		0-0-0		0-0-0		CONFERENCE		1-2-0		7-2-0		3-0-0							
7-2-0		0-0-0		0-0-0		HOME		1-2-0		3-0-0		3-0-0							
4-2-0		0-0-0		0-0-0		AWAY		0-0-0		4-2-0		0-0-0							
0-0-0		0-0-0		0-0-0		NEUTRAL		0-0-0		0-0-0		0-0-0							
RPI	S	Opponent		Score		RPI	S	Opponent		Score		RPI	S	Opponent		Score			
12	H	LSU		3	4	32	A	Tulsa		5	3	54	H	Illinois St.		3	5		
13	H	Oklahoma		3	7	32	H	Tulsa		2	1	54	H	Illinois St.		3	8		
21	A	Arizona St.		4	6	37	A	Oklahoma St.		3	11	54	H	Illinois St.		11	3		
												60	H	Nebraska		7	5		
												88	N	North Texas		2	7		
												88	N	North Texas		10	14		
												90	A	UT Arlington		15	5		
												96	N	UC Santa Barbara		7	3		
												96	N	UC Santa Barbara		6	1		
												97	A	Houston		5	2		

Non-Div. I Games:

Wichita St.

Average RPI Win: 145		WON-LOST RECORD		WINNING PCT. RANK		LAST 10 GAMES		STRENGTH OF SCHEDULE		OPP. STRENGTH OF SCHEDULE		TEAM RPI		ADJ RPI		CONF. RPI		ADJ CONF. RPI					
DIV. I ONLY		27-10-0		.72973 29		7-3-0		157		108		57		.557 62		8		9					
DIV. I NON-CONF.		17-6-0		.73913 46		0-1-0		258		145		89		.52651 91		10		10					
TOTALS		RPI 1-25		RPI 26-50		W-L RECORDS		RPI 51-100		RPI 101-150		RPI 150+											
27-10-0		0-1-0		2-0-0		OVERALL		7-4-0		7-3-0		11-2-0											
5-2-0		0-1-0		2-0-0		HOME		0-0-0		2-1-0		1-0-0											
9-3-0		0-0-0		0-0-0		AWAY		7-3-0		1-0-0		1-0-0											
13-5-0		0-0-0		0-0-0		NEUTRAL		0-1-0		4-2-0		9-2-0											
17-6-0		0-1-0		0-0-0		NON-CONFERENCE		1-1-0		5-2-0		11-2-0											
1-1-0		0-1-0		0-0-0		HOME		0-0-0		0-0-0		1-0-0											
3-0-0		0-0-0		0-0-		AWAY		1-0-0		1-0-0		1-0-0											
13-5-0		0-0-0		0-0-0		NEUTRAL		0-1-0		4-2-0		9-2-0											
10-4-0		0-0-0		2-0-0		CONFERENCE		6-3-0		2-1-0		0-0-0											
4-1-0		0-0-0		2-0-0		HOME		0-0-0		2-1-0		0-0-0											
6-3-0		0-0-0		0-0-0		AWAY		6-3-0		0-0-0		0-0-0											
0-0-0		0-0-0		0-0-0		NEUTRAL		0-0-0		0-0-0		0-0-0											
RPI	S	Opponent		Score		RPI	S	Opponent		Score		RPI	S	Opponent		Score		RPI	S	Opponent		Score	
18	H	BYU		6 8		46	H	Fresno St.		7 4		66	A	Cal St. Fullerton		7 3		101	N	Bradley		0 4	
						46	H	Fresno St.		1 0		72	N	Memphis		0 8		101	N	Bradley		7 5	
												74	A	Colorado St.		4 0		116	A	UC Riverside		5 1	
												74	A	Colorado St.		6 2		127	H	UNLV		5 8	
												74	A	Colorado St.		0 3		127	H	UNLV		6 2	
												94	A	Boise St.		4 1		127	H	UNLV		10 2	
												94	A	Boise St.		2 4		130	N	Pacific		5 3	
												94	A	Boise St.		7 3		132	N	Montana		8 2	
												100	A	Nevada		2 6		133	N	Loyola Marymount		1 3	
												100	A	Nevada		6 3		133	N	Loyola Marymount		9 5	
												100	A	Nevada		17 5		157	N	North Dakota St.		2 1	
																		167	N	Iowa St.		1 2	
																		171	N	Binghamton		8 6	
																		176	N	Omaha		3 0	
																		218	N	UTEP		4 1	
																		218	N	UTEP		5 7	
																		219	H	Utah Valley		11 2	
																		219	N	Utah Valley		6 2	
																		229	A	Southern Utah		12 1	
																		229	N	Southern Utah		3 1	
																		239	N	Wagner		14 5	
																		239	N	Wagner		13 4	
																		262	N	Siena		5 1	
LAST 10 GAMES																							
						74	A	Colorado St.		0 3		18	H	BYU		6 8							
						74	A	Colorado St.		4 0		94	A	Boise St.		2 4							
						74	A	Colorado St.		6 2		94	A	Boise St.		7 3							
						46	H	Fresno St.		7 4		94	A	Boise St.		4 1							
						46	H	Fresno St.		1 0		100	A	Nevada		17 5							

Non-Div. I Games:

Utah St.

Average RPI Win:		123	WON-LOST RECORD		WINNING PCT. RANK		LAST 10 GAMES		STRENGTH OF SCHEDULE		OPP. STRENGTH OF SCHEDULE		TEAM RPI		ADJ RPI		CONF. RPI		ADJ CONF. RPI				
Average RPI Loss:		78																					
DIV. I ONLY			24-17-0		.58537 84		5-5-0		56		65		62		.55686 63		4		4				
DIV. I NON-CONF.			16-11-0		.59259 93		2-1-0		83		106		74		.54486 74		4		4				
TOTALS		RPI 1-25		RPI 26-50		W-L RECORDS		RPI 51-100		RPI 101-150		RPI 150+											
24-17-0		1-2-0		3-5-0		OVERALL		6-5-0		4-2-0		10-3-0											
6-1-0		0-0-0		0-0-0		HOME		4-1-0		0-0-0		2-0-0											
7-10-0		1-1-0		2-4-0		AWAY		1-2-0		0-1-0		3-2-0											
11-6-0		0-1-0		1-1-0		NEUTRAL		1-2-0		4-1-0		5-1-0											
16-11-0		1-2-0		1-1-0		NON-CONFERENCE		2-4-0		4-2-0		8-2-0											
2-0-0		0-0-0		0-0-0		HOME		0-0-0		0-0-0		2-0-0											
3-5-0		1-1-0		0-0-		AWAY		1-2-0		0-1-0		1-1-0											
11-6-0		0-1-0		1-1-0		NEUTRAL		1-2-0		4-1-0		5-1-0											
8-6-0		0-0-0		2-4-0		CONFERENCE		4-1-0		0-0-0		2-1-0											
4-1-0		0-0-0		0-0-0		HOME		4-1-0		0-0-0		0-0-0											
4-5-0		0-0-0		2-4-0		AWAY		0-0-0		0-0-0		2-1-0											
0-0-0		0-0-0		0-0-0		NEUTRAL		0-0-0		0-0-0		0-0-0											
RPI	S	Opponent		Score		RPI	S	Opponent		Score		RPI	S	Opponent		Score		RPI	S	Opponent		Score	
3	A	Arizona		2	12	33	A	North Carolina		4	7	52	H	Louisville		6	2	103	N	Charlotte		9	0
20	N	James Madison		0	1	33	A	North Carolina		3	8	52	H	Louisville		3	5	110	N	Ball St.		6	4
21	A	Arizona St.		3	2	33	A	North Carolina		0	2	52	H	Louisville		3	1	118	A	FGCU		1	3
						41	A	Pittsburgh		2	4	55	A	South Fla.		4	6	121	N	Abilene Christian		6	5
						41	A	Pittsburgh		3	2	64	H	Syracuse		2	1	122	N	Kansas		4	2
						41	A	Pittsburgh		4	2	64	H	Syracuse		2	1	135	N	Drake		1	3
						44	N	Wisconsin		4	1	69	N	South Ala.		2	3	152	A	Virginia		4	5
						47	N	FIU		1	2	75	N	Hofstra		1	3	152	A	Virginia		10	3
												96	N	UC Santa Barbara		6	2	152	A	Virginia		4	0
												97	A	Houston		3	7	157	N	North Dakota St.		1	0
												97	A	Houston		12	4	163	N	Mercer		8	4
																		174	A	UConn		2	3
																		178	H	Boston U.		3	1
																		191	H	UMass Lowell		3	1
																		194	N	Rutgers		0	4
																		207	N	Penn		8	1
																		208	N	Wright St.		11	0
																		252	N	Chattanooga		8	0
																		261	A	Bryant		1	0
LAST 10 GAMES																							
						33	A	North Carolina		3	8	52	H	Louisville		3	1						
						33	A	North Carolina		0	2	52	H	Louisville		6	2						
						33	A	North Carolina		4	7	52	H	Louisville		3	5						
						178	H	Boston U.		3	1	261	A	Bryant		1	0						
						174	A	UConn		2	3	64	H	Syracuse		2	1						

Non-Div. I Games:

Boston College

Average RPI Win:	151	WON-LOST RECORD	WINNING PCT. RANK	LAST 10 GAMES	STRENGTH OF SCHEDULE	OPP. STRENGTH OF SCHEDULE	TEAM RPI	ADJ RPI	CONF. RPI	ADJ CONF. RPI					
DIV. I ONLY		24-15-0	.61538	77	7-3-0	76	56	61	.55558	64	4	4			
DIV. I NON-CONF.		18-6-0	.75	39	4-0-0	82	148	38	.58053	42	4	4			
<hr/>															
TOTALS	RPI 1-25	RPI 26-50		W-L RECORDS		RPI 51-100		RPI 101-150		RPI 150+					
24-15-0	0-4-0	3-3-0		OVERALL		4-7-0		3-0-0		14-1-0					
2-3-0	0-3-0	0-0-0		HOME		0-0-0		0-0-0		2-0-0					
11-7-0	0-0-0	3-2-0		AWAY		2-4-0		0-0-0		6-1-0					
11-5-0	0-1-0	0-1-0		NEUTRAL		2-3-0		3-0-0		6-0-0					
18-6-0	0-1-0	0-3-0		NON-CONFERENCE		3-2-0		3-0-0		12-0-0					
2-0-0	0-0-0	0-0-0		HOME		0-0-0		0-0-0		2-0-0					
5-2-0	0-0-0	0-0-		AWAY		1-0-0		0-0-0		4-0-0					
11-4-0	0-1-0	0-1-0		NEUTRAL		2-2-0		3-0-0		6-0-0					
6-9-0	0-3-0	3-0-0		CONFERENCE		1-5-0		0-0-0		2-1-0					
0-3-0	0-3-0	0-0-0		HOME		0-0-0		0-0-0		0-0-0					
6-5-0	0-0-0	3-0-0		AWAY		1-4-0		0-0-0		2-1-0					
0-1-0	0-0-0	0-0-0		NEUTRAL		0-1-0		0-0-0		0-0-0					
RPI	S	Opponent	Score	RPI	S	Opponent	Score	RPI	S	Opponent	Score				
1	N	Florida	0 2	26	A	Georgia	5 6	52	N	Louisville	4 7	106	N	Elon	3 2
8	H	Florida St.	4 13	26	A	Georgia	2 14	53	N	Georgia St.	5 2	109	N	Lehigh	9 2
8	H	Florida St.	5 6	32	N	Tulsa	2 3	55	A	South Fla.	2 1	125	N	East Carolina	9 6
8	H	Florida St.	9 18	41	A	Pittsburgh	8 0	63	A	Boston College	1 2	156	N	Winthrop	4 0
				41	A	Pittsburgh	8 1	63	A	Boston College	1 2	156	N	Winthrop	6 5
				41	A	Pittsburgh	7 3	73	N	Central Mich.	0 3	166	A	Georgia Tech	7 8
								78	N	Liberty	1 3	166	A	Georgia Tech	7 5
								79	N	St. John's (NY)	3 0	166	A	Georgia Tech	6 2
								99	A	North Carolina St.	7 8	169	N	Toledo	5 0
								99	A	North Carolina St.	0 3	171	H	Binghamton	13 1
								99	A	North Carolina St.	11 5	171	H	Binghamton	6 4
												207	N	Penn	7 3
												227	N	Morgan St.	8 0
												243	A	Gardner-Webb	5 2
												243	A	Gardner-Webb	6 2
												256	A	Canisius	8 2
												256	A	Canisius	9 0
												285	N	Savannah St.	7 1
<hr/>															
LAST 10 GAMES															
				41	A	Pittsburgh	7 3	8	H	Florida St.	5 6				
				41	A	Pittsburgh	8 1	8	H	Florida St.	4 13				
				41	A	Pittsburgh	8 0	8	H	Florida St.	9 18				
				256	A	Canisius	8 2	171	H	Binghamton	13 1				
				256	A	Canisius	9 0	171	H	Binghamton	6 4				

Non-Div. I Games:

Syracuse

UCF

Average RPI Win: 142		WON-LOST RECORD		WINNING PCT. RANK		LAST 10 GAMES		STRENGTH OF SCHEDULE		OPP. STRENGTH OF SCHEDULE		TEAM RPI		ADJ RPI		CONF. RPI		ADJ CONF. RPI						
DIV. I ONLY		23-19-0		.54762 114		6-4-0		50		41		67		.55546 65		10		8						
DIV. I NON-CONF.		16-14-0		.53333 119		0-1-0		30		29		61		.55684 61		6		6						
TOTALS		RPI 1-25		RPI 26-50		W-L RECORDS		RPI 51-100		RPI 101-150		RPI 150+												
23-19-0		1-8-0		0-5-0		OVERALL		7-4-0		5-1-0		10-1-0												
14-13-0		1-5-0		0-4-0		HOME		4-3-0		1-0-0		8-1-0												
5-5-0		0-2-0		0-1-0		AWAY		2-1-0		3-1-0		0-0-0												
4-1-0		0-1-0		0-0-0		NEUTRAL		1-0-0		1-0-0		2-0-0												
16-14-0		1-8-0		0-5-0		NON-CONFERENCE		2-0-0		3-0-0		10-1-0												
11-10-0		1-5-0		0-4-0		HOME		1-0-0		1-0-0		8-1-0												
1-3-0		0-2-0		0-0-0		AWAY		0-0-0		1-0-0		0-0-0												
4-1-0		0-1-0		0-0-0		NEUTRAL		1-0-0		1-0-0		2-0-0												
7-5-0		0-0-0		0-0-0		CONFERENCE		5-4-0		2-1-0		0-0-0												
3-3-0		0-0-0		0-0-0		HOME		3-3-0		0-0-0		0-0-0												
4-2-0		0-0-0		0-0-0		AWAY		2-1-0		2-1-0		0-0-0												
0-0-0		0-0-0		0-0-0		NEUTRAL		0-0-0		0-0-0		0-0-0												
RPI	S	Opponent		Score		RPI	S	Opponent		Score		RPI	S	Opponent		Score								
6	N	UCLA		0	1	26	H	Georgia		5	6	55	H	South Fla.		2	7	115	N	Texas Tech		13	4	
8	H	Florida St.		0	4	36	H	Ohio St.		0	8	55	H	South Fla.		2	0	118	A	FGCU		5	1	
10	H	Baylor		5	16	39	A	Fla. Atlantic		0	4	55	H	South Fla.		5	4	118	H	FGCU		5	3	
10	H	Baylor		0	5	41	H	Pittsburgh		0	6	58	N	Cal Poly		2	1	125	A	East Carolina		12	3	
10	H	Baylor		4	2	41	H	Pittsburgh		3	6	72	A	Memphis		2	10	125	A	East Carolina		3	0	
14	A	Alabama		0	4							72	A	Memphis		10	6	125	A	East Carolina		0	9	
14	A	Alabama		2	3							72	A	Memphis		2	0	163	H	Mercer		8	4	
16	H	Kentucky		3	6							83	H	North Florida		2	1	163	H	Mercer		3	2	
20	H	James Madison		1	9							97	H	Houston		5	3	167	H	Iowa St.		3	5	
												97	H	Houston		5	11	167	H	Iowa St.		11	3	
												97	H	Houston		4	5	225	H	Providence		11	10	
																		225	H	Providence		3	1	
																		241	H	Florida A&M		2	1	
																		241	H	Florida A&M		10	2	
																		243	N	Gardner-Webb		9	1	
																		243	N	Gardner-Webb		5	0	
																		244	H	Delaware St.		11	3	
LAST 10 GAMES																								
						55	H	South Fla.		5	4	72	A	Memphis		2	10							
						55	H	South Fla.		2	7	39	A	Fla. Atlantic		0	4							
						55	H	South Fla.		2	0	125	A	East Carolina		3	0							
						72	A	Memphis		10	6	125	A	East Carolina		12	3							
						72	A	Memphis		2	0	125	A	East Carolina		0	9							

Average RPI Win:		121	WON-LOST RECORD		WINNING PCT. RANK	LAST 10 GAMES	STRENGTH OF SCHEDULE		OPP. STRENGTH OF SCHEDULE	TEAM RPI	ADJ RPI	CONF. RPI	ADJ CONF. RPI
Average RPI Loss:		75	23-18-0		.56098 104	7-3-0	67		43	73	.5549 66	9	10
DIV. I ONLY			17-15-0		.53125 120	1-0-0	87		17	82	.54515 73	9	8
DIV. I NON-CONF.													
TOTALS		RPI 1-25	RPI 26-50		W-L RECORDS		RPI 51-100		RPI 101-150		RPI 150+		
23-18-0		2-3-0	3-4-0		OVERALL		2-5-0		10-4-0		6-2-0		
8-12-0		1-3-0	2-2-0		HOME		2-3-0		0-2-0		3-2-0		
11-1-0		0-0-0	0-0-0		AWAY		0-0-0		8-1-0		3-0-0		
4-5-0		1-0-0	1-2-0		NEUTRAL		0-2-0		2-1-0		0-0-0		
17-15-0		2-3-0	3-4-0		NON-CONFERENCE		1-3-0		5-3-0		6-2-0		
7-10-0		1-3-0	2-2-0		HOME		1-1-0		0-2-0		3-2-0		
6-0-0		0-0-0	0-0-0		AWAY		0-0-0		3-0-0		3-0-0		
4-5-0		1-0-0	1-2-0		NEUTRAL		0-2-0		2-1-0		0-0-0		
6-3-0		0-0-0	0-0-0		CONFERENCE		1-2-0		5-1-0		0-0-0		
1-2-0		0-0-0	0-0-0		HOME		1-2-0		0-0-0		0-0-0		
5-1-0		0-0-0	0-0-0		AWAY		0-0-0		5-1-0		0-0-0		
0-0-0		0-0-0	0-0-0		NEUTRAL		0-0-0		0-0-0		0-0-0		
RPI S	Opponent	Score	RPI S	Opponent	Score	RPI S	Opponent	Score	RPI S	Opponent	Score		
6 H	UCLA	0 2	26 N	Georgia	4 6	52 N	Louisville	2 4	115 N	Texas Tech	5 3		
10 H	Baylor	1 0	31 H	Texas	0 4	58 H	Cal Poly	4 2	115 N	Texas Tech	1 5		
15 N	Utah	1 0	31 H	Texas	3 2	58 H	Cal Poly	2 7	116 A	UC Riverside	3 1		
21 H	Arizona St.	1 10	31 H	Texas	1 10	58 H	Cal Poly	0 1	116 A	UC Riverside	0 5		
23 H	Michigan	0 2	34 N	Mississippi St.	6 1	62 H	Utah St.	3 7	116 A	UC Riverside	1 0		
			46 N	Fresno St.	11 12	79 N	St. John's (NY)	4 6	118 N	FGCU	4 1		
			48 H	San Diego St.	2 0	97 H	Houston	8 0	130 H	Pacific	0 3		
									130 H	Pacific	0 6		
									133 A	Loyola Marymount	4 2		
									133 A	Loyola Marymount	3 0		
									133 A	Loyola Marymount	9 5		
									144 A	UC Davis	3 2		
									144 A	UC Davis	9 5		
									144 A	UC Davis	6 5		
									157 H	North Dakota St.	4 2		
									177 A	San Diego	7 0		
									178 H	Boston U.	4 5		
									178 H	Boston U.	5 1		
									181 H	Longwood	2 1		
									187 H	Harvard	1 2		
									254 A	CSU Bakersfield	10 7		
									254 A	CSU Bakersfield	7 2		
			LAST 10 GAMES										
			144 A	UC Davis	9 5	58 H	Cal Poly	0 1					
			144 A	UC Davis	3 2	116 A	UC Riverside	1 0					
			144 A	UC Davis	6 5	116 A	UC Riverside	3 1					
			58 H	Cal Poly	2 7	116 A	UC Riverside	0 5					
			58 H	Cal Poly	4 2	133 A	Loyola Marymount	3 0					

Non-Div. I Games:

Cal St. Fullerton

CSUN

Average RPI Win: 154		WON-LOST RECORD		WINNING PCT. RANK		LAST 10 GAMES		STRENGTH OF SCHEDULE		OPP. STRENGTH OF SCHEDULE		TEAM RPI		ADJ RPI		CONF. RPI		ADJ CONF. RPI					
DIV. I ONLY		25-15-0		.625 72		6-4-0		81		66		62		.55416 67		9		10					
DIV. I NON-CONF.		20-11-0		.64516 73		1-0-0		104		84		63		.55322 63		9		8					
TOTALS		RPI 1-25		RPI 26-50		W-L RECORDS		RPI 51-100		RPI 101-150		RPI 150+											
25-15-0		0-5-0		1-1-0		OVERALL		10-7-0		1-1-0		13-1-0											
11-2-0		0-1-0		0-0-0		HOME		5-1-0		0-0-0		6-0-0											
7-5-0		0-1-0		0-0-0		AWAY		4-4-0		1-0-0		2-0-0											
7-8-0		0-3-0		1-1-0		NEUTRAL		1-2-0		0-1-0		5-1-0											
20-11-0		0-5-0		1-1-0		NON-CONFERENCE		5-3-0		1-1-0		13-1-0											
8-2-0		0-1-0		0-0-0		HOME		2-1-0		0-0-0		6-0-0											
5-1-0		0-1-0		0-0-		AWAY		2-0-0		1-0-0		2-0-0											
7-8-0		0-3-0		1-1-0		NEUTRAL		1-2-0		0-1-0		5-1-0											
5-4-0		0-0-0		0-0-0		CONFERENCE		5-4-0		0-0-0		0-0-0											
3-0-0		0-0-0		0-0-0		HOME		3-0-0		0-0-0		0-0-0											
2-4-0		0-0-0		0-0-0		AWAY		2-4-0		0-0-0		0-0-0											
0-0-0		0-0-0		0-0-0		NEUTRAL		0-0-0		0-0-0		0-0-0											
RPI	S	Opponent		Score		RPI	S	Opponent		Score		RPI	S	Opponent		Score							
3	A	Arizona		0	6	32	N	Tulsa		4	7	51	N	Fordham		3	4	130	A	Pacific	2	0	
3	H	Arizona		1	10	49	N	Northwestern		7	5	59	A	Long Beach St.		10	1	133	N	Loyola Marymount	1	2	
4	N	Washington		0	8							59	A	Long Beach St.		1	3	165	N	Sacramento St.	2	4	
10	N	Baylor		0	9							59	A	Long Beach St.		1	2	165	N	Sacramento St.	4	2	
24	N	Arkansas		7	8							68	H	Hawaii		5	2	186	N	Seattle U	5	2	
												68	H	Hawaii		3	2	186	N	Seattle U	3	0	
												68	H	Hawaii		6	5	188	H	North Dakota	8	0	
												80	H	Murray St.		11	0	202	H	Northern Colo.	6	5	
												80	H	Murray St.		14	7	214	H	Quinnipiac	8	0	
												94	A	Boise St.		16	1	230	N	Santa Clara	11	7	
												94	A	Boise St.		1	0	231	N	Saint Mary's (CA)	3	0	
												96	A	UC Santa Barbara		6	1	245	H	Sacred Heart	8	0	
												96	A	UC Santa Barbara		0	4	245	H	Sacred Heart	3	2	
												96	A	UC Santa Barbara		0	3	254	A	CSU Bakersfield	9	2	
												98	H	Weber St.		3	5	254	A	CSU Bakersfield	10	2	
												98	N	Weber St.		5	0	254	H	CSU Bakersfield	10	3	
												98	N	Weber St.		11	14						
LAST 10 GAMES																							
						96	A	UC Santa Barbara		0	4	68	H	Hawaii		6	5						
						96	A	UC Santa Barbara		6	1	59	A	Long Beach St.		10	1						
						96	A	UC Santa Barbara		0	3	59	A	Long Beach St.		1	2						
						68	H	Hawaii		3	2	59	A	Long Beach St.		1	3						
						68	H	Hawaii		5	2	254	A	CSU Bakersfield		9	2						

Non-Div. I Games:

CSUN

H
a
w
a
i
i

Hawaii

Hawaii

RPI	S	Opponent	Score	
235	H	Marist	2	0
235	H	Marist	3	0

Hawaii

H
a
w
a
i
i

H
a
w
a
i
i

Average RPI Win:		159	WON-LOST RECORD		WINNING PCT. RANK		LAST 10 GAMES		STRENGTH OF SCHEDULE		OPP. STRENGTH OF SCHEDULE		TEAM RPI	ADJ RPI		CONF. RPI	ADJ CONF. RPI
DIV. I ONLY			25-17-0		.59524 81		5-5-0		68		73		69	.55176 69		6	7
DIV. I NON-CONF.			18-5-0		.78261 31		1-0-0		188		132		56	.5668 56		8	7
TOTALS		RPI 1-25		RPI 26-50		W-L RECORDS		RPI 51-100		RPI 101-150		RPI 150+					
25-17-0		0-5-0		1-3-0		OVERALL		6-7-0		4-2-0		14-0-0					
17-7-0		0-3-0		1-3-0		HOME		4-1-0		2-0-0		10-0-0					
4-9-0		0-1-0		0-0-0		AWAY		1-6-0		0-2-0		3-0-0					
4-1-0		0-1-0		0-0-0		NEUTRAL		1-0-0		2-0-0		1-0-0					
18-5-0		0-2-0		1-0-0		NON-CONFERENCE		3-1-0		3-2-0		11-0-0					
14-0-0		0-0-0		1-0-0		HOME		2-0-0		1-0-0		10-0-0					
0-4-0		0-1-0		0-0-		AWAY		0-1-0		0-2-0		0-0-0					
4-1-0		0-1-0		0-0-0		NEUTRAL		1-0-0		2-0-0		1-0-0					
7-12-0		0-3-0		0-3-0		CONFERENCE		3-6-0		1-0-0		3-0-0					
3-7-0		0-3-0		0-3-0		HOME		2-1-0		1-0-0		0-0-0					
4-5-0		0-0-0		0-0-0		AWAY		1-5-0		0-0-0		3-0-0					
0-0-0		0-0-0		0-0-0		NEUTRAL		0-0-0		0-0-0		0-0-0					
RPI	S	Opponent		Score		RPI	S	Opponent		Score		RPI	S	Opponent		Score	
14	A	Alabama		1	3	29	H	Louisiana		3	8	53	A	Georgia St.		3	4
20	N	James Madison		0	4	29	H	Louisiana		4	9	53	A	Georgia St.		3	11
25	H	Texas St.		0	1	29	H	Louisiana		2	4	53	A	Georgia St.		0	2
25	H	Texas St.		0	3	50	H	Jacksonville St.		1	0	56	A	McNeese		1	7
25	H	Texas St.		0	5							56	H	McNeese		1	0
												63	N	Boston College		3	2
												80	H	Murray St.		8	3
												81	H	Coastal Caro.		6	0
												81	H	Coastal Caro.		6	1
												81	H	Coastal Caro.		0	2
												90	A	UT Arlington		6	7
												90	A	UT Arlington		4	5
												90	A	UT Arlington		5	0

Non-Div. I Games:




South Ala.

Average RPI Win:		155	WON-LOST RECORD		WINNING PCT. RANK	LAST 10 GAMES		STRENGTH OF SCHEDULE		OPP. STRENGTH OF SCHEDULE	TEAM RPI	ADJ RPI	CONF. RPI	ADJ CONF. RPI			
Average RPI Loss:		78															
DIV. I ONLY			27-14-0		.65854	54	6-4-0		98	112	65	.55067	70	8	9		
DIV. I NON-CONF.			20-9-0		.68966	59	1-0-0		182	153	78	.53714	84	10	10		
TOTALS		RPI 1-25		RPI 26-50		W-L RECORDS		RPI 51-100		RPI 101-150		RPI 150+					
27-14-0		0-2-0		1-2-0		OVERALL		6-8-0		8-1-0		12-1-0					
6-2-0		0-0-0		0-0-0		HOME		4-2-0		2-0-0		0-0-0					
6-4-0		0-0-0		1-2-0		AWAY		0-2-0		4-0-0		1-0-0					
15-8-0		0-2-0		0-0-0		NEUTRAL		2-4-0		2-1-0		11-1-0					
20-9-0		0-2-0		0-0-0		NON-CONFERENCE		0-5-0		8-1-0		12-1-0					
2-0-0		0-0-0		0-0-0		HOME		0-0-0		2-0-0		0-0-0					
5-2-0		0-0-0		0-0-		AWAY		0-2-0		4-0-0		1-0-0					
13-7-0		0-2-0		0-0-0		NEUTRAL		0-3-0		2-1-0		11-1-0					
7-5-0		0-0-0		1-2-0		CONFERENCE		6-3-0		0-0-0		0-0-0					
4-2-0		0-0-0		0-0-0		HOME		4-2-0		0-0-0		0-0-0					
1-2-0		0-0-0		1-2-0		AWAY		0-0-0		0-0-0		0-0-0					
2-1-0		0-0-0		0-0-0		NEUTRAL		2-1-0		0-0-0		0-0-0					
RPI	S	Opponent		Score		RPI	S	Opponent		Score		RPI	S	Opponent		Score	
7	N	Oregon		0	8	48	A	San Diego St.		5	3	56	N	McNeese		11	15
15	N	Utah		5	8	48	A	San Diego St.		6	7	68	N	Hawaii		0	3
						48	A	San Diego St.		3	5	74	H	Colorado St.		4	5
												74	H	Colorado St.		0	5
												74	H	Colorado St.		3	2
												77	A	Grand Canyon		0	8
												77	A	Grand Canyon		2	3
												94	H	Boise St.		6	2
												94	H	Boise St.		1	0
												94	H	Boise St.		3	1
												98	N	Weber St.		1	4
												100	N	Nevada		2	6
												100	N	Nevada		2	0
												100	N	Nevada		8	0

Non-Div. I Games:

San Jose St.

Non-Div. I Games:

 Tie,
  Loss,
  Non-Conf,
 S Site, H Home, A Away, N Neutral

RPI	S	Opponent	Score	
226	A	Western Mich.	0	2
237	N	Western Caro.	2	0
237	N	Western Caro.	10	0
247	N	Lafayette	8	0

Ohio

O
h
i
o

O
h
i
o

Average RPI Win:	154	WON-LOST	WINNING	LAST 10	STRENGTH OF	OPP. STRENGTH	TEAM	ADJ	CONF.	ADJ CONF.		
Average RPI Loss:	65	RECORD	PCT. RANK	GAMES	SCHEDULE	OF SCHEDULE	RPI	RPI	RPI	RPI		
DIV. I ONLY		23-19-0	.54762	114	4-6-0	52	84	72	.54725	72	10	8
DIV. I NON-CONF.		19-14-0	.57576	103	2-2-0	51	112	67	.54881	69	6	6
<hr/>												
TOTALS	RPI 1-25	RPI 26-50		W-L RECORDS		RPI 51-100		RPI 101-150		RPI 150+		
23-19-0	0-4-0	2-7-0		OVERALL		6-4-0		2-2-0		13-2-0		
16-8-0	0-1-0	0-1-0		HOME		3-2-0		2-2-0		11-2-0		
4-7-0	0-0-0	2-6-0		AWAY		2-1-0		0-0-0		0-0-0		
3-4-0	0-3-0	0-0-0		NEUTRAL		1-1-0		0-0-0		2-0-0		
19-14-0	0-4-0	1-5-0		NON-CONFERENCE		5-2-0		0-1-0		13-2-0		
13-5-0	0-1-0	0-1-0		HOME		2-0-0		0-1-0		11-2-0		
3-5-0	0-0-0	1-0-		AWAY		2-1-0		0-0-0		0-0-0		
3-4-0	0-3-0	0-0-0		NEUTRAL		1-1-0		0-0-0		2-0-0		
4-5-0	0-0-0	1-2-0		CONFERENCE		1-2-0		2-1-0		0-0-0		
3-3-0	0-0-0	0-0-0		HOME		1-2-0		2-1-0		0-0-0		
1-2-0	0-0-0	1-2-0		AWAY		0-0-0		0-0-0		0-0-0		
0-0-0	0-0-0	0-0-0		NEUTRAL		0-0-0		0-0-0		0-0-0		
RPI	S	Opponent	Score	RPI	S	Opponent	Score	RPI	S	Opponent	Score	
5	H	Texas A&M	1 15	30	A	Ole Miss	0 4	62	N	Utah St.	8 0	
16	N	Kentucky	1 9	32	A	Tulsa	4 0	65	H	UCF	0 2	
16	N	Kentucky	0 12	32	A	Tulsa	1 2	65	H	UCF	10 2	
24	N	Arkansas	2 4	32	A	Tulsa	0 2	65	H	UCF	6 10	
				38	H	Lipscomb	2 6	85	A	Belmont	4 5	
				39	A	Fla. Atlantic	0 5	85	H	Belmont	5 3	
				47	A	FIU	2 3	89	A	UT Martin	5 4	
				47	A	FIU	4 12	89	A	UT Martin	6 2	
				47	A	FIU	3 2	93	H	Louisiana Tech	5 2	
								94	N	Boise St.	1 2	

Non-Div. I Games:

Memphis

Average RPI Win:		185	WON-LOST RECORD		WINNING PCT. RANK		LAST 10 GAMES		STRENGTH OF SCHEDULE		OPP. STRENGTH OF SCHEDULE		TEAM RPI		ADJ RPI		CONF. RPI		ADJ CONF. RPI					
DIV. I ONLY			26-12-0		.68421		43		7-3-0		144		202		75		.54621		73		16		16	
DIV. I NON-CONF.			15-8-0		.65217		70		0-0-0		96		213		66		.55133		66		17		18	
TOTALS		RPI 1-25		RPI 26-50		W-L RECORDS		RPI 51-100		RPI 101-150		RPI 150+												
26-12-0		0-2-0		1-2-0		OVERALL		2-1-0		3-3-0		20-4-0												
6-3-0		0-1-0		0-0-0		HOME		0-0-0		2-1-0		4-1-0												
6-3-0		0-1-0		0-0-0		AWAY		0-0-0		0-0-0		6-2-0												
14-6-0		0-0-0		1-2-0		NEUTRAL		2-1-0		1-2-0		10-1-0												
15-8-0		0-2-0		1-2-0		NON-CONFERENCE		2-1-0		1-2-0		11-1-0												
1-1-0		0-1-0		0-0-0		HOME		0-0-0		0-0-0		1-0-0												
0-1-0		0-1-0		0-0-		AWAY		0-0-0		0-0-0		0-0-0												
14-6-0		0-0-0		1-2-0		NEUTRAL		2-1-0		1-2-0		10-1-0												
11-4-0		0-0-0		0-0-0		CONFERENCE		0-0-0		2-1-0		9-3-0												
5-2-0		0-0-0		0-0-0		HOME		0-0-0		2-1-0		3-1-0												
6-2-0		0-0-0		0-0-0		AWAY		0-0-0		0-0-0		6-2-0												
0-0-0		0-0-0		0-0-0		NEUTRAL		0-0-0		0-0-0		0-0-0												
RPI	S	Opponent		Score		RPI	S	Opponent		Score		RPI	S	Opponent		Score								
5	A	Texas A&M		5	8	36	N	Ohio St.		0	10	53	N	Georgia St.		4	6	117	H	Kent St.		2	3	
23	H	Michigan		0	2	36	N	Ohio St.		1	5	55	N	South Fla.		4	2	117	H	Kent St.		9	2	
						45	N	USC Upstate		5	1	64	N	Syracuse		3	0	117	H	Kent St.		1	0	
																		128	N	Lamar University		5	7	
																		128	N	Lamar University		3	7	
																		140	N	Massachusetts		11	0	
																		162	N	Villanova		5	0	
																		164	N	Army West Point		6	1	
																		169	A	Toledo		2	4	
																		169	A	Toledo		6	4	
																		169	A	Toledo		1	0	
																		182	H	Bowling Green		3	5	
																		182	H	Bowling Green		3	1	
																		182	H	Bowling Green		7	1	
																		183	N	Butler		10	2	
																		188	N	North Dakota		1	0	
																		207	N	Penn		7	5	
																		210	A	Akron		2	6	
																		210	A	Akron		7	0	
																		210	A	Akron		4	0	
																		214	N	Quinnipiac		0	3	
																		221	H	Oakland		3	1	
																		226	A	Western Mich.		9	0	
																		226	A	Western Mich.		1	0	
																		226	H	Western Mich.		10	2	
																		259	N	Robert Morris		4	3	
																		262	N	Siena		7	0	
LAST 10 GAMES																								
		169 A Toledo		6	4			210 A Akron		7	0			226 A Western Mich.		9	0							
		169 A Toledo		2	4			210 A Akron		4	0			226 A Western Mich.		1	0							
		169 A Toledo		1	0			226 A Western Mich.		1	0			226 H Western Mich.		10	2							
		226 H Western Mich.		10	2			226 A Western Mich.		9	0			259 N Robert Morris		4	3							
		210 A Akron		2	6			117 H Kent St.		2	3			262 N Siena		7	0							

Non-Div. I Games:

Central Mich.

RPI	S	Opponent	Score	
268	N	Fort Wayne	2	1
274	N	St. Bonaventure	4	3
291	N	Hartford	10	2

Central Mich.

C
e
n
t
r
a
l
M
i
c
h
.

C
e
n
t
r
a
l
M
i
c
h
.

Average RPI Win:		146	WON-LOST		WINNING		LAST 10		STRENGTH OF		OPP. STRENGTH		TEAM	ADJ		CONF.	ADJ CONF.							
Average RPI Loss:		73	RECORD		PCT. RANK		GAMES		SCHEDULE		OF SCHEDULE		RPI	RPI		RPI	RPI							
DIV. I ONLY			21-15-0		.58333		87		5-5-0		63		94		70		.54566		74		8		9	
DIV. I NON-CONF.			14-7-0		.66667		65		1-0-0		197		89		83		.53363		85		10		10	
TOTALS		RPI 1-25		RPI 26-50				W-L RECORDS				RPI 51-100				RPI 101-150				RPI 150+				
21-15-0		0-2-0		2-5-0				OVERALL				6-5-0				5-2-0				8-1-0				
11-6-0		0-0-0		2-3-0				HOME				1-2-0				2-0-0				6-1-0				
5-7-0		0-0-0		0-2-0				AWAY				3-3-0				1-2-0				1-0-0				
5-2-0		0-2-0		0-0-0				NEUTRAL				2-0-0				2-0-0				1-0-0				
14-7-0		0-2-0		0-4-0				NON-CONFERENCE				2-0-0				4-0-0				8-1-0				
8-3-0		0-0-0		0-2-0				HOME				0-0-0				2-0-0				6-1-0				
1-2-0		0-0-0		0-0-				AWAY				0-0-0				0-0-0				1-0-0				
5-2-0		0-2-0		0-0-0				NEUTRAL				2-0-0				2-0-0				1-0-0				
7-8-0		0-0-0		2-1-0				CONFERENCE				4-5-0				1-2-0				0-0-0				
3-3-0		0-0-0		2-1-0				HOME				1-2-0				0-0-0				0-0-0				
4-5-0		0-0-0		0-0-0				AWAY				3-3-0				1-2-0				0-0-0				
0-0-0		0-0-0		0-0-0				NEUTRAL				0-0-0				0-0-0				0-0-0				
RPI	S	Opponent		Score		RPI	S	Opponent		Score		RPI	S	Opponent		Score		RPI	S	Opponent		Score		
11	N	Minnesota		1	5	31	A	Texas		0	8	62	H	Utah St.		0	4	138	H	Penn St.		4	0	
25	N	Texas St.		0	3	31	A	Texas		2	7	62	H	Utah St.		2	6	138	H	Penn St.		6	5	
						44	H	Wisconsin		1	8	62	H	Utah St.		3	0	141	A	New Mexico		3	7	
						44	H	Wisconsin		0	16	70	A	San Jose St.		5	4	141	A	New Mexico		6	8	
						48	H	San Diego St.		4	9	70	A	San Jose St.		2	3	141	A	New Mexico		12	2	
						48	H	San Diego St.		7	4	70	A	San Jose St.		5	0	150	N	Maryland		14	5	
						48	H	San Diego St.		11	5	86	N	UNI		4	2	150	N	Maryland		6	3	
												94	A	Boise St.		9	4	197	H	Maine		5	4	
												94	A	Boise St.		5	8	197	H	Maine		5	6	
												94	A	Boise St.		3	10	202	A	Northern Colo.		8	5	
												98	N	Weber St.		4	0	202	H	Northern Colo.		7	0	
																		202	H	Northern Colo.		3	0	
																		205	H	Idaho St.		8	0	
																		205	N	Idaho St.		5	2	
																		277	H	Buffalo		3	0	
																		277	H	Buffalo		8	0	
LAST 10 GAMES																								
						62	H	Utah St.		3	0	70	A	San Jose St.		5	0							
						62	H	Utah St.		0	4	70	A	San Jose St.		5	4							
						62	H	Utah St.		2	6	141	A	New Mexico		3	7							
						202	H	Northern Colo.		7	0	141	A	New Mexico		6	8							
						70	A	San Jose St.		2	3	141	A	New Mexico		12	2							

Non-Div. I Games:

Colorado St.

H
o
f
f
s
t
r
aH
o
f
f
s
t
r
a

Hofstra

Average RPI Win:		187	WON-LOST RECORD		WINNING PCT. RANK		LAST 10 GAMES		STRENGTH OF SCHEDULE		OPP. STRENGTH OF SCHEDULE		TEAM RPI		ADJ RPI		CONF. RPI		ADJ CONF. RPI		
DIV. I ONLY			24-17-0		.58537 84		5-5-0		61		133		71		.54413 76		12		12		
DIV. I NON-CONF.			18-11-0		.62069 82		1-0-0		159		79		84		.53304 86		13		13		
TOTALS		RPI 1-25		RPI 26-50		W-L RECORDS		RPI 51-100		RPI 101-150		RPI 150+									
24-17-0		1-7-0		0-2-0		OVERALL		2-4-0		3-1-0		18-3-0									
12-9-0		0-0-0		0-2-0		HOME		0-4-0		2-1-0		10-2-0									
7-6-0		1-6-0		0-0-0		AWAY		1-0-0		1-0-0		4-0-0									
5-2-0		0-1-0		0-0-0		NEUTRAL		1-0-0		0-0-0		4-1-0									
18-11-0		0-5-0		0-2-0		NON-CONFERENCE		2-1-0		1-0-0		15-3-0									
10-5-0		0-0-0		0-2-0		HOME		0-1-0		0-0-0		10-2-0									
3-4-0		0-4-0		0-0-		AWAY		1-0-0		1-0-0		1-0-0									
5-2-0		0-1-0		0-0-0		NEUTRAL		1-0-0		0-0-0		4-1-0									
6-6-0		1-2-0		0-0-0		CONFERENCE		0-3-0		2-1-0		3-0-0									
2-4-0		0-0-0		0-0-0		HOME		0-3-0		2-1-0		0-0-0									
4-2-0		1-2-0		0-0-0		AWAY		0-0-0		0-0-0		3-0-0									
0-0-0		0-0-0		0-0-0		NEUTRAL		0-0-0		0-0-0		0-0-0									
RPI S	Opponent		Score		RPI S	Opponent		Score		RPI S	Opponent		Score		RPI S	Opponent		Score			
2	A	Auburn	0	14	33	H	North Carolina	2	3	71	H	Ohio	1	2	106	H	Elon	2	1		
2	A	Auburn	0	8	38	H	Lipscomb	5	9	78	N	Liberty	3	1	106	H	Elon	5	3		
20	A	James Madison	2	3						82	A	Ga. Southern	10	5	106	H	Elon	1	3		
20	A	James Madison	6	16						92	H	UNCW	0	1	137	A	Jacksonville	5	3		
20	A	James Madison	6	1						92	H	UNCW	1	2	151	H	Eastern Ky.	5	1		
22	A	South Carolina	2	8						92	H	UNCW	3	6	156	H	Winthrop	1	2		
22	A	South Carolina	4	5											157	N	North Dakota St.	5	1		
25	N	Texas St.	3	11											157	N	North Dakota St.	3	7		
															185	A	Charleston So.	6	1		
															185	H	Charleston So.	2	0		
															185	H	Charleston So.	6	5		
															191	H	UMass Lowell	3	4		
															206	N	Appalachian St.	12	1		
															209	H	Monmouth	4	0		
															211	H	Northern Ky.	8	0		
															222	N	George Mason	8	0		
															222	N	George Mason	7	4		
															237	H	Western Caro.	8	0		
															237	H	Western Caro.	8	7		
															247	H	Lafayette	9	1		
															252	H	Chattanooga	5	2		
															259	H	Robert Morris	6	1		
															263	A	Drexel	7	4		
															263	A	Drexel	7	5		
															263	A	Drexel	11	5		
				</																	

Average RPI Win: 162		WON-LOST RECORD		WINNING PCT. RANK		LAST 10 GAMES		STRENGTH OF SCHEDULE		OPP. STRENGTH OF SCHEDULE		TEAM RPI		ADJ RPI		CONF. RPI		ADJ CONF. RPI	
DIV. I ONLY		31-14-0		.68889 41		6-4-0		198		61		79		.54279 77		22		22	
DIV. I NON-CONF.		25-11-0		.69444 57		0-1-0		117		32		54		.57017 54		21		21	
TOTALS		RPI 1-25		RPI 26-50		W-L RECORDS		RPI 51-100		RPI 101-150		RPI 150+							
31-14-0		0-5-0		0-1-0		OVERALL		8-2-0		6-1-0		17-5-0							
20-5-0		0-2-0		0-0-0		HOME		4-0-0		3-0-0		13-3-0							
5-4-0		0-3-0		0-0-0		AWAY		1-0-0		0-0-0		4-1-0							
6-5-0		0-0-0		0-1-0		NEUTRAL		3-2-0		3-1-0		0-1-0							
25-11-0		0-5-0		0-1-0		NON-CONFERENCE		8-2-0		6-1-0		11-2-0							
16-3-0		0-2-0		0-0-0		HOME		4-0-0		3-0-0		9-1-0							
3-3-0		0-3-0		0-0-0		AWAY		1-0-0		0-0-0		2-0-0							
6-5-0		0-0-0		0-1-0		NEUTRAL		3-2-0		3-1-0		0-1-0							
6-3-0		0-0-0		0-0-0		CONFERENCE		0-0-0		0-0-0		6-3-0							
4-2-0		0-0-0		0-0-0		HOME		0-0-0		0-0-0		4-2-0							
2-1-0		0-0-0		0-0-0		AWAY		0-0-0		0-0-0		2-1-0							
0-0-0		0-0-0		0-0-0		NEUTRAL		0-0-0		0-0-0		0-0-0							
RPI S	Opponent	Score		RPI S	Opponent	Score		RPI S	Opponent	Score		RPI S	Opponent	Score					
3 A	Arizona	0	13	49 N	Northwestern	2	4	58 N	Cal Poly	0	1	101 H	Bradley	7	4				
3 A	Arizona	2	6					58 N	Cal Poly	5	4	101 H	Bradley	11	3				
4 H	Washington	4	14					59 N	Long Beach St.	2	5	101 H	Bradley	5	4				
4 H	Washington	0	7					70 H	San Jose St.	8	0	109 N	Lehigh	11	0				
10 A	Baylor	0	1					70 H	San Jose St.	3	2	109 N	Lehigh	2	4				
								84 A	Stanford	11	1	128 N	Lamar University	5	4				
								88 N	North Texas	9	3	146 N	UTSA	4	3				
								88 N	North Texas	7	3	159 H	Creighton	8	2				
								100 H	Nevada	11	5	159 H	Creighton	2	1				
								100 H	Nevada	11	3	174 N	UConn	1	2				
												186 H	Seattle U	2	8				
												186 H	Seattle U	3	7				
												186 H	Seattle U	8	0				
												197 H	Maine	0	4				
												197 H	Maine	5	1				
												197 H	Maine	9	3				
												202 H	Northern Colo.	9	2				
												202 H	Northern Colo.	3	1				
												202 H	Northern Colo.	2	1				
												230 A	Santa Clara	3	0				
												230 A	Santa Clara	7	4				
												234 A	UMKC	9	0				
												234 A	UMKC	1	3				
												234 A	UMKC	10	1				
												246 H	Portland St.	2	0				
												249 H	Rhode Island	7	5				
												254 H	CSU Bakersfield	5	4				

Non-Div. I Games:

Grand Canyon

RPI	S	Opponent	Score
254	H	CSU Bakersfield	11 0
254	H	CSU Bakersfield	7 3

Grand Canyon

Average RPI Win:	203	WON-LOST RECORD	WINNING PCT. RANK	LAST 10 GAMES	STRENGTH OF SCHEDULE	OPP. STRENGTH OF SCHEDULE	TEAM RPI	ADJ RPI	CONF. RPI	ADJ CONF. RPI		
DIV. I ONLY		31-16-0	.65957	50	10-0-0	131	142	76	.54261	78	18	17
DIV. I NON-CONF.		18-14-0	.5625	109	4-0-0	94	108	86	.53247	87	18	17
<hr/>												
TOTALS	RPI 1-25	RPI 26-50		W-L RECORDS		RPI 51-100		RPI 101-150		RPI 150+		
31-16-0	0-8-0	0-0-0		OVERALL		2-4-0		3-3-0		26-1-0		
12-3-0	0-0-0	0-0-0		HOME		0-2-0		0-0-0		12-1-0		
10-5-0	0-3-0	0-0-0		AWAY		1-0-0		2-1-0		7-0-0		
9-8-0	0-4-0	0-0-0		NEUTRAL		1-2-0		1-2-0		7-0-0		
18-14-0	0-8-0	0-0-0		NON-CONFERENCE		2-4-0		1-2-0		15-0-0		
7-2-0	0-0-0	0-0-0		HOME		0-2-0		0-0-0		7-0-0		
2-4-0	0-4-0	0-0-		AWAY		1-0-0		0-0-0		1-0-0		
9-8-0	0-4-0	0-0-0		NEUTRAL		1-2-0		1-2-0		7-0-0		
13-2-0	0-0-0	0-0-0		CONFERENCE		0-0-0		2-1-0		11-1-0		
5-1-0	0-0-0	0-0-0		HOME		0-0-0		0-0-0		5-1-0		
8-1-0	0-0-0	0-0-0		AWAY		0-0-0		2-1-0		6-0-0		
0-0-0	0-0-0	0-0-0		NEUTRAL		0-0-0		0-0-0		0-0-0		
RPI	S	Opponent	Score	RPI	S	Opponent	Score	RPI	S	Opponent	Score	
1	N	Florida	1 2					57	H	Saint Francis (PA)	4 9	
2	A	Auburn	0 15					57	H	Saint Francis (PA)	1 6	
2	A	Auburn	1 9					58	N	Cal Poly	2 9	
6	N	UCLA	1 7					64	N	Syracuse	3 1	
9	A	Tennessee	0 6					76	N	Col. of Charleston	1 3	
9	A	Tennessee	1 6					99	A	North Carolina St.	5 3	
25	N	Texas St.	2 3									
25	N	Texas St.	1 3									

Non-Div. I Games:

Liberty

RPI	S	Opponent	Score	
252	N	Chattanooga	11	2
252	N	Chattanooga	5	1
278	H	N.C. Central	11	1
281	H	N.C. A&T	10	0
286	N	Fairleigh Dickinson	13	2
286	N	Fairleigh Dickinson	9	0

Liberty

L
i
b
e
r
t
y

L
i
b
e
r
t
y

Average RPI Win: 169		WON-LOST RECORD		WINNING PCT. RANK		LAST 10 GAMES		STRENGTH OF SCHEDULE		OPP. STRENGTH OF SCHEDULE		TEAM RPI		ADJ RPI		CONF. RPI		ADJ CONF. RPI	
DIV. I ONLY		22-13-0		.62857 70		7-3-0		127		123		84		.54211 79		17		18	
DIV. I NON-CONF.		12-11-0		.52174 124		0-1-0		90		82		93		.52853 89		20		20	
TOTALS		RPI 1-25		RPI 26-50		W-L RECORDS		RPI 51-100		RPI 101-150		RPI 150+							
22-13-0		0-2-0		2-2-0		OVERALL		1-3-0		3-4-0		16-2-0							
5-2-0		0-0-0		0-0-0		HOME		0-0-0		1-2-0		4-0-0							
9-5-0		0-1-0		0-1-0		AWAY		0-0-0		0-1-0		9-2-0							
8-6-0		0-1-0		2-1-0		NEUTRAL		1-3-0		2-1-0		3-0-0							
12-11-0		0-2-0		2-2-0		NON-CONFERENCE		1-3-0		2-2-0		7-2-0							
1-0-0		0-0-0		0-0-0		HOME		0-0-0		0-0-0		1-0-0							
3-5-0		0-1-0		0-0-		AWAY		0-0-0		0-1-0		3-2-0							
8-6-0		0-1-0		2-1-0		NEUTRAL		1-3-0		2-1-0		3-0-0							
10-2-0		0-0-0		0-0-0		CONFERENCE		0-0-0		1-2-0		9-0-0							
4-2-0		0-0-0		0-0-0		HOME		0-0-0		1-2-0		3-0-0							
6-0-0		0-0-0		0-0-0		AWAY		0-0-0		0-0-0		6-0-0							
0-0-0		0-0-0		0-0-0		NEUTRAL		0-0-0		0-0-0		0-0-0							
RPI S	Opponent		Score		RPI S	Opponent		Score		RPI S	Opponent		Score		RPI S	Opponent		Score	
1 A	Florida		2	5	32 N	Tulsa		4	1	54 N	Illinois St.		1	2	119 H	DePaul		5	3
23 N	Michigan		2	12	36 N	Ohio St.		1	3	64 N	Syracuse		0	3	119 H	DePaul		3	10
					39 A	Fla. Atlantic		0	3	66 N	Cal St. Fullerton		6	4	119 H	DePaul		7	10
					42 N	Oregon St.		8	6	84 N	Stanford		4	10	123 N	Morehead St.		3	0
															123 N	Morehead St.		4	5
															136 N	Delaware		8	2
															150 A	Maryland		0	3
															159 A	Creighton		13	6
															159 A	Creighton		10	1
															159 A	Creighton		11	7
															161 A	Radford		0	2
															161 A	Radford		9	7
															169 N	Toledo		4	3
															173 A	Iona		1	3
															183 A	Butler		6	3
															183 A	Butler		9	0
															183 A	Butler		7	4
															203 A	ETSU		10	2
															203 A	ETSU		7	6
															225 H	Providence		11	0
															225 H	Providence		8	3
															225 H	Providence		15	7
															236 N	Bethune-Cookman		1	0
															239 H	Wagner		10	2
															285 N	Savannah St.		13	0
				LAST 10 GAMES															
				183 A	Butler		9	0	119 H	DePaul		3	10	236 N	Bethune-Cookman		1	0	
				183 A	Butler		7	4	119 H	DePaul		7	10	239 H	Wagner		10	2	
				183 A	Butler		6	3	159 A	Creighton		13	6	285 N	Savannah St.		13	0	
				173 A	Iona		1	3	159 A	Creighton		10	1						
				119 H	DePaul		5	3	159 A	Creighton		11	7						

Non-Div. I Games:

St. John's (NY)

M
u
r
r
a
y
S
t
.

Murray St.

M
u
r
r
a
y
s
t
.

M
u
r
r
a
y
s
t
.

Murray St.

Average RPI Win: 163		WON-LOST RECORD		WINNING PCT. RANK		LAST 10 GAMES		STRENGTH OF SCHEDULE		OPP. STRENGTH OF SCHEDULE		TEAM RPI		ADJ RPI		CONF. RPI		ADJ CONF. RPI	
DIV. I ONLY		29-15-0		.65909 51		4-6-0		167		74		82		.54094 81		6		7	
DIV. I NON-CONF.		22-5-0		.81481 22		1-0-0		263		138		69		.54719 71		8		7	
TOTALS		RPI 1-25		RPI 26-50		W-L RECORDS		RPI 51-100		RPI 101-150		RPI 150+							
29-15-0		1-4-0		0-0-0		OVERALL		4-8-0		8-1-0		16-2-0							
28-9-0		1-4-0		0-0-0		HOME		3-3-0		8-1-0		16-1-0							
1-6-0		0-0-0		0-0-0		AWAY		1-5-0		0-0-0		0-1-0							
0-0-0		0-0-0		0-0-0		NEUTRAL		0-0-0		0-0-0		0-0-0							
22-5-0		1-2-0		0-0-0		NON-CONFERENCE		0-0-0		5-1-0		16-2-0							
22-4-0		1-2-0		0-0-0		HOME		0-0-0		5-1-0		16-1-0							
0-1-0		0-0-0		0-0-		AWAY		0-0-0		0-0-0		0-1-0							
0-0-0		0-0-0		0-0-0		NEUTRAL		0-0-0		0-0-0		0-0-0							
7-10-0		0-2-0		0-0-0		CONFERENCE		4-8-0		3-0-0		0-0-0							
6-5-0		0-2-0		0-0-0		HOME		3-3-0		3-0-0		0-0-0							
1-5-0		0-0-0		0-0-0		AWAY		1-5-0		0-0-0		0-0-0							
0-0-0		0-0-0		0-0-0		NEUTRAL		0-0-0		0-0-0		0-0-0							
RPI S	Opponent		Score		RPI S	Opponent		Score		RPI S	Opponent		Score		RPI S	Opponent		Score	
14 H	Alabama		0	6						53 H	Georgia St.		1	5	105 H	Campbell		3	2
14 H	Alabama		3	9						53 H	Georgia St.		8	2	108 H	Troy		6	5
22 H	South Carolina		3	2						53 H	Georgia St.		1	8	108 H	Troy		3	2
25 H	Texas St.		0	3						69 A	South Ala.		2	0	108 H	Troy		4	3
25 H	Texas St.		4	5						69 A	South Ala.		1	6	112 H	UNCG		1	2
										69 A	South Ala.		0	6	112 H	UNCG		12	2
										82 A	Ga. Southern		0	8	123 H	Morehead St.		10	0
										82 A	Ga. Southern		7	8	138 H	Penn St.		3	1
										82 A	Ga. Southern		1	9	147 H	Towson		4	3
										87 H	La.-Monroe		3	1	154 H	Virginia Tech		6	4
										87 H	La.-Monroe		3	6	156 H	Winthrop		3	1
										87 H	La.-Monroe		6	4	156 H	Winthrop		3	4
															174 H	UConn		2	0
															185 A	Charleston So.		1	2
															188 H	North Dakota		8	0
															188 H	North Dakota		2	1
															191 H	UMass Lowell		5	3
															204 H	Youngstown St.		5	1
															204 H	Youngstown St.		9	1
															211 H	Northern Ky.		5	2
															211 H	Northern Ky.		2	1
						LAST 10 GAMES									234 H	UMKC		7	0
						53 H Georgia St.		1	5		82 A Ga. Southern		7	8	234 H	UMKC		3	2
						53 H Georgia St.		1	8		82 A Ga. Southern		0	8	259 H	Robert Morris		6	2
						53 H Georgia St.		8	2		87 H La.-Monroe		6	4	280 H	Cleveland St.		5	0
						22 H South Carolina		3	2		87 H La.-Monroe		3	1	280 H	Cleveland St.		12	0
						82 A Ga. Southern		1	9		87 H La.-Monroe		3	6	284 H	Rider		11	0

Non-Div. I Games:

Coastal Caro.

Ga. Southern

Through Games Of April 16, 2017

Average RPI Win: 152		WON-LOST	WINNING	LAST 10	STRENGTH OF		OPP. STRENGTH	TEAM	ADJ		CONF.	ADJ CONF.
Average RPI Loss: 72		RECORD	PCT. RANK	GAMES	SCHEDULE		OF SCHEDULE	RPI	RPI		RPI	RPI
DIV. I ONLY		21-19-0	.525	120	6-4-0		55	67	80		.53867	82
DIV. I NON-CONF.		10-12-0	.45455	161	0-1-0		68	76	110		.51248	111
TOTALS		RPI 1-25	RPI 26-50		W-L RECORDS		RPI 51-100		RPI 101-150		RPI 150+	
21-19-0		0-4-0	0-5-0		OVERALL		6-5-0		5-2-0		10-3-0	
11-9-0		0-1-0	0-4-0		HOME		3-1-0		3-1-0		5-2-0	
6-7-0		0-3-0	0-1-0		AWAY		3-3-0		0-0-0		3-0-0	
4-3-0		0-0-0	0-0-0		NEUTRAL		0-1-0		2-1-0		2-1-0	
10-12-0		0-4-0	0-2-0		NON-CONFERENCE		0-2-0		3-1-0		7-3-0	
6-5-0		0-1-0	0-1-0		HOME		0-1-0		1-0-0		5-2-0	
0-4-0		0-3-0	0-0-		AWAY		0-0-0		0-0-0		0-0-0	
4-3-0		0-0-0	0-0-0		NEUTRAL		0-1-0		2-1-0		2-1-0	
11-7-0		0-0-0	0-3-0		CONFERENCE		6-3-0		2-1-0		3-0-0	
5-4-0		0-0-0	0-3-0		HOME		3-0-0		2-1-0		0-0-0	
6-3-0		0-0-0	0-0-0		AWAY		3-3-0		0-0-0		3-0-0	
0-0-0		0-0-0	0-0-0		NEUTRAL		0-0-0		0-0-0		0-0-0	
RPI S	Opponent	Score	RPI S	Opponent	Score	RPI S	Opponent	Score	RPI S	Opponent	Score	
9 H	Tennessee	2 13	26 A	Georgia	0 8	51 N	Fordham	0 7	106 N	Elon	3 0	
12 A	LSU	1 10	27 H	Marshall	6 8	76 H	Col. of Charleston	5 10	108 H	Troy	8 3	
12 A	LSU	4 7	29 H	Louisiana	2 10	81 H	Coastal Caro.	8 0	108 H	Troy	3 11	
14 A	Alabama	0 9	29 H	Louisiana	2 6	81 H	Coastal Caro.	8 7	108 H	Troy	3 2	
			29 H	Louisiana	0 15	81 H	Coastal Caro.	9 1	109 N	Lehigh	4 9	
						87 A	La.-Monroe	4 3	110 N	Ball St.	4 3	
						87 A	La.-Monroe	0 1	112 H	UNCG	3 0	
						87 A	La.-Monroe	0 3	151 H	Eastern Ky.	4 3	
						90 A	UT Arlington	8 0	189 H	Middle Tenn.	1 11	
						90 A	UT Arlington	8 9	189 H	Middle Tenn.	3 9	
						90 A	UT Arlington	11 3	192 H	Tennessee Tech	8 7	
									193 N	Central Ark.	5 2	
									193 N	Central Ark.	1 6	
									206 A	Appalachian St.	11 2	
									206 A	Appalachian St.	2 0	
									206 A	Appalachian St.	10 1	
									216 H	Presbyterian	4 0	
									227 N	Morgan St.	6 5	
									244 H	Delaware St.	9 2	
									289 H	South Carolina St.	18 10	
			LAST 10 GAMES									
			206 A	Appalachian St.	11 2	81 H	Coastal Caro.	8 7				
			206 A	Appalachian St.	10 1	29 H	Louisiana	2 6				
			206 A	Appalachian St.	2 0	29 H	Louisiana	2 10				
			81 H	Coastal Caro.	9 1	29 H	Louisiana	0 15				
			81 H	Coastal Caro.	8 0	26 A	Georgia	0 8				

Non-Div. I Games:

Ga. Southern

Average RPI Win:		159	WON-LOST		WINNING		LAST 10		STRENGTH OF		OPP. STRENGTH		TEAM		ADJ		CONF.		ADJ CONF.				
Average RPI Loss:		89	RECORD		PCT. RANK		GAMES		SCHEDULE		OF SCHEDULE		RPI		RPI		RPI		RPI				
DIV. I ONLY			25-20-0		.55556	110	4-6-0		64		107		83		.53682		83	5		6			
DIV. I NON-CONF.			20-16-0		.55556	113	1-2-0		123		140		97		.52102		100	7		9			
TOTALS		RPI 1-25		RPI 26-50		W-L RECORDS		RPI 51-100		RPI 101-150		RPI 150+											
25-20-0		0-4-0		4-6-0		OVERALL		1-1-0		6-5-0		14-4-0											
15-5-0		0-0-0		2-1-0		HOME		1-0-0		4-2-0		8-2-0											
3-11-0		0-4-0		2-5-0		AWAY		0-1-0		0-0-0		1-1-0											
7-4-0		0-0-0		0-0-0		NEUTRAL		0-0-0		2-3-0		5-1-0											
20-16-0		0-4-0		1-3-0		NON-CONFERENCE		1-1-0		4-4-0		14-4-0											
11-3-0		0-0-0		0-0-0		HOME		1-0-0		2-1-0		8-2-0											
2-9-0		0-4-0		1-0-		AWAY		0-1-0		0-0-0		1-1-0											
7-4-0		0-0-0		0-0-0		NEUTRAL		0-0-0		2-3-0		5-1-0											
5-4-0		0-0-0		3-3-0		CONFERENCE		0-0-0		2-1-0		0-0-0											
4-2-0		0-0-0		2-1-0		HOME		0-0-0		2-1-0		0-0-0											
1-2-0		0-0-0		1-2-0		AWAY		0-0-0		0-0-0		0-0-0											
0-0-0		0-0-0		0-0-0		NEUTRAL		0-0-0		0-0-0		0-0-0											
RPI	S	Opponent		Score		RPI	S	Opponent		Score		RPI	S	Opponent		Score		RPI	S	Opponent		Score	
1	A	Florida		1	5	34	A	Mississippi St.		5	7	53	H	Georgia St.		7	6	104	N	Michigan St.		2	10
8	A	Florida St.		0	3	34	A	Mississippi St.		1	4	65	A	UCF		1	2	108	N	Troy		5	2
8	A	Florida St.		0	8	38	A	Lipscomb		1	8							113	N	Southern Ill.		3	5
14	A	Alabama		0	2	38	A	Lipscomb		5	0							118	H	FGCU		6	4
						38	A	Lipscomb		1	2							118	H	FGCU		2	5
						39	A	Fla. Atlantic		13	4							118	H	FGCU		2	0
						39	A	Fla. Atlantic		0	1							120	H	Eastern Ill.		6	2
						43	H	Kennesaw St.		3	6							120	H	Eastern Ill.		12	14
						43	H	Kennesaw St.		7	3							120	N	Eastern Ill.		4	2
						43	H	Kennesaw St.		2	1							120	N	Eastern Ill.		3	4
																		122	H	Kansas		8	6
																		160	N	LIU Brooklyn		4	1
																		166	H	Georgia Tech		8	0
																		166	H	Georgia Tech		5	3
																		172	N	Saint Joseph's		2	0
																		178	N	Boston U.		0	1
																		194	N	Rutgers		6	5
																		209	N	Monmouth		7	6
																		232	H	Albany (NY)		15	3
																		233	N	Colgate		11	1
																		236	A	Bethune-Cookman		8	0
																		236	A	Bethune-Cookman		1	2
						38	A	Lipscomb		1	2	43	H	Kennesaw St.		3	6	237	H	Western Caro.		2	4
						38	A	Lipscomb		1	8	43	H	Kennesaw St.		7	3	238	H	Columbia		8	0
						38	A	Lipscomb		5	0	43	H	Kennesaw St.		2	1	238	H	Columbia		8	0
						236	A	Bethune-Cookman		1	2	1	A	Florida		1	5	240	H	La Salle		4	5
						236	A	Bethune-Cookman		8	0	118	H	FGCU		2	5	250	H	South Dakota St.		7	5

Non-Div. I Games:

North Florida

RPI	S	Opponent	Score	
264	H	Mt. St. Mary's	9	1
289	H	South Carolina St.	8	2

North Florida

N
o
r
t
h
F
l
o
r
i
d
a

N
o
r
t
h
F
l
o
r
i
d
a

Average RPI Win: 148		WON-LOST	WINNING	LAST 10	STRENGTH OF		OPP. STRENGTH	TEAM	ADJ		CONF.	ADJ CONF.
Average RPI Loss: 47		RECORD	PCT. RANK	GAMES	SCHEDULE		OF SCHEDULE	RPI	RPI		RPI	RPI
DIV. I ONLY		16-22-0	.42105	181	0-10-0		25	37	85		.53645	84
DIV. I NON-CONF.		16-10-0	.61538	85	0-0-0		109	96	73		.54276	76
TOTALS		RPI 1-25	RPI 26-50		W-L RECORDS		RPI 51-100		RPI 101-150		RPI 150+	
16-22-0		0-14-0	0-2-0		OVERALL		2-2-0		9-2-0		5-2-0	
6-9-0		0-6-0	0-0-0		HOME		1-2-0		4-0-0		1-1-0	
1-7-0		0-7-0	0-0-0		AWAY		0-0-0		1-0-0		0-0-0	
9-6-0		0-1-0	0-2-0		NEUTRAL		1-0-0		4-2-0		4-1-0	
16-10-0		0-2-0	0-2-0		NON-CONFERENCE		2-2-0		9-2-0		5-2-0	
6-3-0		0-0-0	0-0-0		HOME		1-2-0		4-0-0		1-1-0	
1-1-0		0-1-0	0-0-		AWAY		0-0-0		1-0-0		0-0-0	
9-6-0		0-1-0	0-2-0		NEUTRAL		1-0-0		4-2-0		4-1-0	
0-12-0		0-12-0	0-0-0		CONFERENCE		0-0-0		0-0-0		0-0-0	
0-6-0		0-6-0	0-0-0		HOME		0-0-0		0-0-0		0-0-0	
0-6-0		0-6-0	0-0-0		AWAY		0-0-0		0-0-0		0-0-0	
0-0-0		0-0-0	0-0-0		NEUTRAL		0-0-0		0-0-0		0-0-0	
RPI S	Opponent	Score	RPI S	Opponent	Score	RPI S	Opponent	Score	RPI S	Opponent	Score	
3 A	Arizona	1 9	46 N	Fresno St.	8 24	58 H	Cal Poly	0 1	109 H	Lehigh	6 4	
3 A	Arizona	0 12	48 N	San Diego St.	4 5	77 H	Grand Canyon	1 11	109 H	Lehigh	2 0	
3 A	Arizona	1 20				79 N	St. John's (NY)	10 4	130 H	Pacific	8 1	
8 N	Florida St.	2 8				96 H	UC Santa Barbara	16 2	134 N	Purdue	10 6	
14 A	Alabama	0 4							134 N	Purdue	16 9	
15 H	Utah	6 8							135 N	Drake	9 0	
15 H	Utah	4 11							135 N	Drake	4 5	
15 H	Utah	2 6							137 N	Jacksonville	4 6	
17 A	California	1 7							137 N	Jacksonville	8 4	
17 A	California	4 7							144 A	UC Davis	6 3	
17 A	California	0 1							144 H	UC Davis	9 1	
21 H	Arizona St.	0 10							159 N	Creighton	7 2	
21 H	Arizona St.	1 9							174 H	UConn	4 3	
21 H	Arizona St.	4 7							176 H	Omaha	2 3	
									177 N	San Diego	0 2	
									218 N	UTEP	10 1	
									226 N	Western Mich.	3 2	
									236 N	Bethune-Cookman	4 3	
LAST 10 GAMES												
21 H	Arizona St.	4 7	3 A	Arizona	1 20							
21 H	Arizona St.	1 9	15 H	Utah	2 6							
21 H	Arizona St.	0 10	15 H	Utah	4 11							
3 A	Arizona	1 9	15 H	Utah	6 8							
3 A	Arizona	0 12	17 A	California	1 7							

Non-Div. I Games:

Stanford

Average RPI Win:	180	WON-LOST	WINNING	LAST 10	STRENGTH OF	OPP. STRENGTH	TEAM	ADJ	CONF.	ADJ CONF.	
Average RPI Loss:	115	RECORD	PCT. RANK	GAMES	SCHEDULE	OF SCHEDULE	RPI	RPI	RPI	RPI	
DIV. I ONLY	29-13-0	.69048	39	5-5-0	160	209	81	.53579	85	14	14
DIV. I NON-CONF.	24-6-0	.8	26	1-0-0	238	236	71	.54166	79	14	14
<hr/>											
TOTALS	RPI 1-25	RPI 26-50		W-L RECORDS		RPI 51-100		RPI 101-150		RPI 150+	
29-13-0	0-0-0	1-5-0		OVERALL		3-1-0		6-3-0		19-4-0	
11-7-0	0-0-0	0-4-0		HOME		1-0-0		1-1-0		9-2-0	
6-4-0	0-0-0	1-1-0		AWAY		1-1-0		2-2-0		2-0-0	
12-2-0	0-0-0	0-0-0		NEUTRAL		1-0-0		3-0-0		8-2-0	
<hr/>											
24-6-0	0-0-0	0-2-0		NON-CONFERENCE		3-1-0		4-1-0		17-2-0	
9-3-0	0-0-0	0-2-0		HOME		1-0-0		1-1-0		7-0-0	
3-1-0	0-0-0	0-0-		AWAY		1-1-0		0-0-0		2-0-0	
12-2-0	0-0-0	0-0-0		NEUTRAL		1-0-0		3-0-0		8-2-0	
<hr/>											
5-7-0	0-0-0	1-3-0		CONFERENCE		0-0-0		2-2-0		2-2-0	
2-4-0	0-0-0	0-2-0		HOME		0-0-0		0-0-0		2-2-0	
3-3-0	0-0-0	1-1-0		AWAY		0-0-0		2-2-0		0-0-0	
0-0-0	0-0-0	0-0-0		NEUTRAL		0-0-0		0-0-0		0-0-0	
<hr/>											
RPI	S	Opponent	Score	RPI	S	Opponent	Score	RPI	S	Opponent	Score
				40	A	SIUE	1 2	72	A	Memphis	3 5
				40	A	SIUE	8 2	72	H	Memphis	5 4
				43	H	Kennesaw St.	4 5	93	N	Louisiana Tech	4 2
				43	H	Kennesaw St.	1 7	95	A	Western Ky.	12 3
				50	H	Jacksonville St.	0 8				
				50	H	Jacksonville St.	1 6				
			</								

Non-Div. I Games:

Belmont

RPI	S	Opponent	Score	
257	H	UMBC	2	1
257	H	UMBC	6	3
272	N	Alabama A&M	3	15
276	N	Ark.-Pine Bluff	13	1
285	N	Savannah St.	13	3

Belmont

B
e
l
m
o
n
t

B
e
l
m
o
n
t

U
N
I

UNI

RPI	S	Opponent	Score	
250	H	South Dakota St.	3	2
295	N	Grambling	4	1

UNI

U
N
I

U
N
I

Average RPI Win:	169	WON-LOST RECORD	WINNING PCT. RANK	LAST 10 GAMES	STRENGTH OF SCHEDULE	OPP. STRENGTH OF SCHEDULE	TEAM RPI	ADJ RPI	CONF. RPI	ADJ CONF. RPI		
Average RPI Loss:	81											
DIV. I ONLY		28-16-0	.63636	65	8-2-0	156	111	88	.53498	87	6	7
DIV. I NON-CONF.		18-8-0	.69231	58	3-0-0	213	207	88	.52949	88	8	7
<hr/>												
TOTALS	RPI 1-25	RPI 26-50		W-L RECORDS		RPI 51-100		RPI 101-150		RPI 150+		
28-16-0	1-3-0	0-4-0		OVERALL		6-5-0		3-1-0		18-3-0		
14-4-0	1-2-0	0-1-0		HOME		3-1-0		0-0-0		10-0-0		
8-9-0	0-1-0	0-2-0		AWAY		3-4-0		2-1-0		3-1-0		
6-3-0	0-0-0	0-1-0		NEUTRAL		0-0-0		1-0-0		5-2-0		
18-8-0	0-1-0	0-4-0		NON-CONFERENCE		2-0-0		1-0-0		15-3-0		
8-1-0	0-0-0	0-1-0		HOME		1-0-0		0-0-0		7-0-0		
4-4-0	0-1-0	0-0-		AWAY		1-0-0		0-0-0		3-1-0		
6-3-0	0-0-0	0-1-0		NEUTRAL		0-0-0		1-0-0		5-2-0		
10-8-0	1-2-0	0-0-0		CONFERENCE		4-5-0		2-1-0		3-0-0		
6-3-0	1-2-0	0-0-0		HOME		2-1-0		0-0-0		3-0-0		
4-5-0	0-0-0	0-0-0		AWAY		2-4-0		2-1-0		0-0-0		
0-0-0	0-0-0	0-0-0		NEUTRAL		0-0-0		0-0-0		0-0-0		
RPI	S	Opponent	Score	RPI	S	Opponent	Score	RPI	S	Opponent	Score	
12	A	LSU	1 9	26	A	Georgia	0 9	56	A	McNeese	3 0	
25	H	Texas St.	1 2	26	A	Georgia	2 10	81	A	Coastal Caro.	4 6	
25	H	Texas St.	0 5	40	H	SIUE	1 2	81	A	Coastal Caro.	6 3	
25	H	Texas St.	3 2	44	N	Wisconsin	2 5	81	A	Coastal Caro.	1 3	
								82	H	Ga. Southern	3 0	
								82	H	Ga. Southern	3 4	
								82	H	Ga. Southern	1 0	
								90	A	UT Arlington	1 2	
								90	A	UT Arlington	3 0	
								90	A	UT Arlington	3 9	
								93	H	Louisiana Tech	1 0	

Non-Div. I Games:

La.-Monroe

Average RPI Win:		142	WON-LOST RECORD		WINNING PCT. RANK		LAST 10 GAMES		STRENGTH OF SCHEDULE		OPP. STRENGTH OF SCHEDULE		TEAM RPI		ADJ RPI		CONF. RPI		ADJ CONF. RPI				
DIV. I ONLY			22-20-0		.52381	123		4-6-0		74		77		94		.53443		88		11		11	
DIV. I NON-CONF.			13-11-0		.54167	117		1-1-0		19		83		59		.56134		59		11		11	
TOTALS		RPI 1-25		RPI 26-50		W-L RECORDS		RPI 51-100		RPI 101-150		RPI 150+											
22-20-0		1-2-0		0-5-0		OVERALL		4-5-0		9-7-0		8-1-0											
11-6-0		0-2-0		0-1-0		HOME		1-1-0		5-1-0		5-1-0											
4-12-0		1-0-0		0-4-0		AWAY		1-2-0		2-6-0		0-0-0											
7-2-0		0-0-0		0-0-0		NEUTRAL		2-2-0		2-0-0		3-0-0											
13-11-0		1-2-0		0-2-0		NON-CONFERENCE		4-5-0		3-1-0		5-1-0											
3-5-0		0-2-0		0-1-0		HOME		1-1-0		0-0-0		2-1-0											
3-4-0		1-0-0		0-0-		AWAY		1-2-0		1-1-0		0-0-0											
7-2-0		0-0-0		0-0-0		NEUTRAL		2-2-0		2-0-0		3-0-0											
9-9-0		0-0-0		0-3-0		CONFERENCE		0-0-0		6-6-0		3-0-0											
8-1-0		0-0-0		0-0-0		HOME		0-0-0		5-1-0		3-0-0											
1-8-0		0-0-0		0-3-0		AWAY		0-0-0		1-5-0		0-0-0											
0-0-0		0-0-0		0-0-0		NEUTRAL		0-0-0		0-0-0		0-0-0											
RPI	S	Opponent		Score		RPI	S	Opponent		Score		RPI	S	Opponent		Score		RPI	S	Opponent		Score	
10	A	Baylor		3	2	37	A	Oklahoma St.		1	13	57	H	Saint Francis (PA)		2	0	102	H	Southern Miss.		4	1
24	H	Arkansas		0	11	37	H	Oklahoma St.		2	10	57	H	Saint Francis (PA)		2	11	102	H	Southern Miss.		1	4
24	H	Arkansas		0	7	47	A	FIU		0	1	61	N	Wichita St.		14	10	102	H	Southern Miss.		9	6
						47	A	FIU		3	8	61	N	Wichita St.		7	2	103	A	Charlotte		6	8
						47	A	FIU		1	2	77	N	Grand Canyon		3	9	103	A	Charlotte		3	8
												77	N	Grand Canyon		3	7	103	A	Charlotte		0	10
												90	A	UT Arlington		3	2	115	A	Texas Tech		5	6
												92	A	UNCW		0	5	115	A	Texas Tech		12	11
												92	A	UNCW		2	7	128	N	Lamar University		2	1
																		128	N	Lamar University		6	3
																		143	A	UAB		1	2
																		143	A	UAB		2	3
																		143	A	UAB		1	0
																		146	H	UTSA		7	4
																		146	H	UTSA		1	0
																		146	H	UTSA		6	5
																		168	H	SFA		6	1
																		191	H	UMass Lowell		6	8
																		191	H	UMass Lowell		6	0
																		206	N	Appalachian St.		7	3
																		206	N	Appalachian St.		1	0
																		218	H	UTEP		8	6
																		218	H	UTEP		2	0
																		218	H	UTEP		9	1
																		257	N	UMBC		6	2
LAST 10 GAMES																							
						143	A	UAB		1	0	102	H	Southern Miss.		1	4						
						143	A	UAB		1	2	102	H	Southern Miss.		4	1						
						143	A	UAB		2	3	168	H	SFA		6	1						
						37	A	Oklahoma St.		1	13	103	A	Charlotte		6	8						
						102	H	Southern Miss.		9	6	103	A	Charlotte		3	8						

Non-Div. I Games:

North Texas

Average RPI Win:	178	WON-LOST	WINNING	LAST 10	STRENGTH OF	OPP. STRENGTH	TEAM	ADJ	CONF.	ADJ CONF.	
Average RPI Loss:	111	RECORD	PCT. RANK	GAMES	SCHEDULE	OF SCHEDULE	RPI	RPI	RPI	RPI	
DIV. I ONLY	30-13-0	.69767	36	6-4-0	179	186	86	.53436	89	14	14
DIV. I NON-CONF.	21-9-0	.7	55	2-2-0	260	219	112	.50908	122	14	14
<hr/>											
TOTALS	RPI 1-25	RPI 26-50		W-L RECORDS		RPI 51-100		RPI 101-150		RPI 150+	
30-13-0	0-0-0	2-3-0		OVERALL		2-4-0		5-3-0		21-3-0	
7-4-0	0-0-0	0-0-0		HOME		1-3-0		0-0-0		6-1-0	
8-7-0	0-0-0	2-3-0		AWAY		0-0-0		3-3-0		3-1-0	
15-2-0	0-0-0	0-0-0		NEUTRAL		1-1-0		2-0-0		12-1-0	
<hr/>											
21-9-0	0-0-0	0-1-0		NON-CONFERENCE		1-3-0		4-2-0		16-3-0	
4-3-0	0-0-0	0-0-0		HOME		0-2-0		0-0-0		4-1-0	
3-4-0	0-0-0	0-0-		AWAY		0-0-0		2-2-0		1-1-0	
14-2-0	0-0-0	0-0-0		NEUTRAL		1-1-0		2-0-0		11-1-0	
<hr/>											
9-4-0	0-0-0	2-2-0		CONFERENCE		1-1-0		1-1-0		5-0-0	
3-1-0	0-0-0	0-0-0		HOME		1-1-0		0-0-0		2-0-0	
5-3-0	0-0-0	2-2-0		AWAY		0-0-0		1-1-0		2-0-0	
1-0-0	0-0-0	0-0-0		NEUTRAL		0-0-0		0-0-0		1-0-0	
<hr/>											
RPI S	Opponent	Score	RPI S	Opponent	Score	RPI S	Opponent	Score	RPI S	Opponent	Score
			30 A	Ole Miss	7 10	72 H	Memphis	4 5	107 N	Nicholls St.	5 4
			40 A	SIUE	0 5	72 H	Memphis	2 6	116 A	UC Riverside	4 8
			40 A	SIUE	7 3	80 H	Murray St.	6 4	116 A	UC Riverside	4 6
			50 A	Jacksonville St.	0 4	80 H	Murray St.	4 5	120 A	Eastern Ill.	1 3
			50 A	Jacksonville St.	7 5	98 N	Weber St.	5 7	120 A	Eastern Ill.	3 1
						100 N	Nevada	12 4	126 A	Evansville	7 2
									126 A	Evansville	3 1
									150 N	Maryland	8 2
									158 N	Northwestern St.	9 8
									164 N	Army West Point	5 3
									170 H	Austin Peay	8 2
									170 H	Austin Peay	4 0
									170 N	Austin Peay	4 2
									173 N	Iona	14 10
									189 H	Middle Tenn.	5 3
									190 H	Samford	3 2
									190 H	Samford	1 2
									192 A	Tennessee Tech	6 5
									192 A	Tennessee Tech	10 2
									195 N	Saint Louis	1 0
									200 H	Western Ill.	4 1
									200 H	Western Ill.	4 3
									210 N	Akron	13 2
									210 N	Akron	2 3
									226 N	Western Mich.	9 0
									251 A	Alabama St.	14 6
									252 A	Chattanooga	3 6
<hr/>											
			LAST 10 GAMES								
			120 A	Eastern Ill.	3 1	170 H	Austin Peay	4 0	210 N	Akron	13 2
			120 A	Eastern Ill.	1 3	80 H	Murray St.	6 4	210 N	Akron	2 3
			126 A	Evansville	3 1	80 H	Murray St.	4 5	226 N	Western Mich.	9 0
			126 A	Evansville	7 2	72 H	Memphis	2 6	251 A	Alabama St.	14 6
			170 H	Austin Peay	8 2	72 H	Memphis	4 5	252 A	Chattanooga	3 6

Non-Div. I Games: Christian Bros. 8 0

UT Martin

RPI	S	Opponent	Score	
268	N	Fort Wayne	13	4
270	N	Mississippi Val.	5	1
270	N	Mississippi Val.	8	0
286	N	Fairleigh Dickinson	6	1
294	N	Coppin St.	8	0

UT Martin

Average RPI Win:		153	WON-LOST RECORD		WINNING PCT. RANK		LAST 10 GAMES		STRENGTH OF SCHEDULE		OPP. STRENGTH OF SCHEDULE		TEAM RPI		ADJ RPI		CONF. RPI		ADJ CONF. RPI				
DIV. I ONLY			22-20-0		.52381	123	5-5-0		59		98		89		.53329		90	6		7			
DIV. I NON-CONF.			14-10-0		.58333	96	0-1-0		148		183		98		.52131		98	8		7			
TOTALS		RPI 1-25		RPI 26-50		W-L RECORDS		RPI 51-100		RPI 101-150		RPI 150+											
22-20-0		0-2-0		0-4-0		OVERALL		7-10-0		5-3-0		10-1-0											
14-10-0		0-0-0		0-1-0		HOME		6-8-0		1-1-0		7-0-0											
3-7-0		0-1-0		0-3-0		AWAY		1-2-0		2-1-0		0-0-0											
5-3-0		0-1-0		0-0-0		NEUTRAL		0-0-0		2-1-0		3-1-0											
14-10-0		0-2-0		0-1-0		NON-CONFERENCE		1-4-0		3-2-0		10-1-0											
9-6-0		0-0-0		0-1-0		HOME		1-4-0		1-1-0		7-0-0											
0-1-0		0-1-0		0-0-		AWAY		0-0-0		0-0-0		0-0-0											
5-3-0		0-1-0		0-0-0		NEUTRAL		0-0-0		2-1-0		3-1-0											
8-10-0		0-0-0		0-3-0		CONFERENCE		6-6-0		2-1-0		0-0-0											
5-4-0		0-0-0		0-0-0		HOME		5-4-0		0-0-0		0-0-0											
3-6-0		0-0-0		0-3-0		AWAY		1-2-0		2-1-0		0-0-0											
0-0-0		0-0-0		0-0-0		NEUTRAL		0-0-0		0-0-0		0-0-0											
RPI	S	Opponent		Score		RPI	S	Opponent		Score		RPI	S	Opponent		Score		RPI	S	Opponent		Score	
15	N	Utah		0	12	29	A	Louisiana		5	6	53	A	Georgia St.		7	3	107	H	Nicholls St.		3	5
21	A	Arizona St.		0	8	29	A	Louisiana		2	11	53	A	Georgia St.		6	10	107	H	Nicholls St.		4	0
						29	A	Louisiana		2	6	53	A	Georgia St.		2	3	108	A	Troy		0	9
						32	H	Tulsa		0	7	57	H	Saint Francis (PA)		6	0	108	A	Troy		5	2
												57	H	Saint Francis (PA)		3	6	108	A	Troy		4	3
												57	H	Saint Francis (PA)		2	5	116	N	UC Riverside		5	6
												61	H	Wichita St.		5	15	123	N	Morehead St.		3	0
												69	H	South Ala.		5	4	141	N	New Mexico		5	1
												69	H	South Ala.		0	5	168	H	SFA		6	0
												69	H	South Ala.		7	6	184	N	Southeast Mo. St.		5	1
												82	H	Ga. Southern		0	8	189	N	Middle Tenn.		1	0
												82	H	Ga. Southern		9	8	224	H	Houston Baptist		9	1
												82	H	Ga. Southern		3	11	231	N	Saint Mary's (CA)		1	4
												87	H	La.-Monroe		2	1	234	H	UMKC		4	0
												87	H	La.-Monroe		0	3	234	H	UMKC		10	1
												87	H	La.-Monroe		9	3	242	H	Incarnate Word		11	3
												88	H	North Texas		2	3	242	H	Incarnate Word		7	1
																		277	N	Buffalo		12	3
																		290	H	Southern U.		16	0
LAST 10 GAMES																							
						69	H	South Ala.		0	5	53	A	Georgia St.		2	3						
						69	H	South Ala.		5	4	108	A	Troy		5	2						
						69	H	South Ala.		7	6	108	A	Troy		0	9						
						53	A	Georgia St.		7	3	108	A	Troy		4	3						
						53	A	Georgia St.		6	10	88	H	North Texas		2	3						

Non-Div. I Games:

UT Arlington

S
t
e
t
s
o
n

Stetson

UNCW

Average RPI Win: 181		WON-LOST RECORD	WINNING PCT. RANK	LAST 10 GAMES	STRENGTH OF SCHEDULE	OPP. STRENGTH OF SCHEDULE	TEAM RPI	ADJ RPI	CONF. RPI	ADJ CONF. RPI					
Average RPI Loss: 138															
DIV. I ONLY		28-10-1	.73077	28	6-4-0	203	213	87	.53142	92	12	12			
DIV. I NON-CONF.		20-6-1	.75926	36	1-0-0	261	235	91	.52037	101	13	13			
<hr/>															
TOTALS		RPI 1-25		RPI 26-50		W-L RECORDS		RPI 51-100		RPI 101-150		RPI 150+			
28-10-1		0-0-0		0-1-0		OVERALL		5-3-0		5-2-0		18-4-1			
18-6-0		0-0-0		0-0-0		HOME		2-3-0		3-0-0		13-3-0			
6-3-1		0-0-0		0-1-0		AWAY		3-0-0		2-1-0		1-1-1			
4-1-0		0-0-0		0-0-0		NEUTRAL		0-0-0		0-1-0		4-0-0			
20-6-1		0-0-0		0-1-0		NON-CONFERENCE		2-0-0		3-1-0		15-4-1			
15-3-0		0-0-0		0-0-0		HOME		2-0-0		3-0-0		10-3-0			
1-2-1		0-0-0		0-0-		AWAY		0-0-0		0-0-0		1-1-1			
4-1-0		0-0-0		0-0-0		NEUTRAL		0-0-0		0-1-0		4-0-0			
8-4-0		0-0-0		0-0-0		CONFERENCE		3-3-0		2-1-0		3-0-0			
3-3-0		0-0-0		0-0-0		HOME		0-3-0		0-0-0		3-0-0			
5-1-0		0-0-0		0-0-0		AWAY		3-0-0		2-1-0		0-0-0			
0-0-0		0-0-0		0-0-0		NEUTRAL		0-0-0		0-0-0		0-0-0			
RPI	S	Opponent	Score	RPI	S	Opponent	Score	RPI	S	Opponent	Score				
				26	A	Georgia	3 7	75	H	Hofstra	3 5	104	N	Michigan St.	7 8
								75	H	Hofstra	0 4	105	H	Campbell	1 0
								75	H	Hofstra	0 6	106	A	Elon	2 1
								76	A	Col. of Charleston	6 3	106	A	Elon	4 5
								76	A	Col. of Charleston	1 0	106	A	Elon	6 3
								76	A	Col. of Charleston	2 1	125	H	East Carolina	7 2
								88	H	North Texas	5 0	125	H	East Carolina	6 3
								88	H	North Texas	7 2	152	N	Virginia	2 1
												185	A	Charleston So.	11 5
												185	A	Charleston So.	1 2
												191	H	UMass Lowell	10 9
												191	H	UMass Lowell	4 0
												203	N	ETSU	6 4
												204	H	Youngstown St.	7 0
												206	H	Appalachian St.	14 2
												217	H	Georgetown	1 5
												217	H	Georgetown	4 1
												228	H	Hampton	4 1
												228	H	Hampton	5 4
												255	N	Central Conn. St.	10 0
												255	N	Central Conn. St.	8 0
				LAST 10 GAMES								257	H	UMBC	7 1
				75	H	Hofstra	0 4	76	A	Col. of Charleston	1 0	257	H	UMBC	4 6
				75	H	Hofstra	0 6	106	A	Elon	4 5	259	H	Robert Morris	3 2
				75	H	Hofstra	3 5	106	A	Elon	2 1	262	H	Siena	1 4
				76	A	Col. of Charleston	6 3	106	A	Elon	6 3	263	H	Drexel	3 0
				76	A	Col. of Charleston	2 1	125	H	East Carolina	7 2	263	H	Drexel	6 1

Non-Div. I Games:

UNCW

RPI	S	Opponent	Score	
263	H	Drexel	4	1
274	H	St. Bonaventure	10	1
281	A	N.C. A&T	4	4

UNCW

[illegible]

Non-Div. I Games:

Louisiana Tech

RPI	S	Opponent	Score	
276	H	Ark.-Pine Bluff	10	0
276	N	Ark.-Pine Bluff	12	1
295	H	Grambling	6	0
295	H	Grambling	15	0

Louisiana Tech

L
o
u
i
s
i
a
n
a
T
e
c
h

L
o
u
i
s
i
a
n
a
T
e
c
h

Average RPI Win:	169	WON-LOST	WINNING	LAST 10	STRENGTH OF	OPP. STRENGTH	TEAM	ADJ	CONF.	ADJ CONF.		
Average RPI Loss:	82	RECORD	PCT. RANK	GAMES	SCHEDULE	OF SCHEDULE	RPI	RPI	RPI	RPI		
DIV. I ONLY		24-15-0	.61538	77	4-6-0	132	155	92	.53038	94	8	9
DIV. I NON-CONF.		18-6-0	.75	39	0-0-0	264	231	95	.52315	96	10	10
<hr/>												
TOTALS	RPI 1-25	RPI 26-50		W-L RECORDS		RPI 51-100		RPI 101-150		RPI 150+		
24-15-0	0-0-0	1-2-0		OVERALL		5-10-0		5-2-0		13-1-0		
4-6-0	0-0-0	0-0-0		HOME		3-6-0		0-0-0		1-0-0		
8-8-0	0-0-0	1-2-0		AWAY		0-4-0		4-2-0		3-0-0		
12-1-0	0-0-0	0-0-0		NEUTRAL		2-0-0		1-0-0		9-1-0		
18-6-0	0-0-0	0-0-0		NON-CONFERENCE		2-4-0		3-1-0		13-1-0		
1-3-0	0-0-0	0-0-0		HOME		0-3-0		0-0-0		1-0-0		
5-2-0	0-0-0	0-0-		AWAY		0-1-0		2-1-0		3-0-0		
12-1-0	0-0-0	0-0-0		NEUTRAL		2-0-0		1-0-0		9-1-0		
6-9-0	0-0-0	1-2-0		CONFERENCE		3-6-0		2-1-0		0-0-0		
3-3-0	0-0-0	0-0-0		HOME		3-3-0		0-0-0		0-0-0		
3-6-0	0-0-0	1-2-0		AWAY		0-3-0		2-1-0		0-0-0		
0-0-0	0-0-0	0-0-0		NEUTRAL		0-0-0		0-0-0		0-0-0		
RPI	S	Opponent	Score	RPI	S	Opponent	Score	RPI	S	Opponent	Score	
46	A	Fresno St.	0 9	62	H	Utah St.	4 2	127	A	UNLV	6 1	
46	A	Fresno St.	2 1	62	H	Utah St.	3 7	127	A	UNLV	4 8	
46	A	Fresno St.	2 8	62	H	Utah St.	1 4	127	A	UNLV	5 1	
				67	H	CSUN	0 1	132	A	Montana	4 3	
				67	H	CSUN	1 16	132	A	Montana	1 3	
				68	A	Hawaii	3 5	133	A	Loyola Marymount	5 0	
				70	A	San Jose St.	2 6	143	N	UAB	4 2	
				70	A	San Jose St.	1 3	165	N	Sacramento St.	3 8	
				70	A	San Jose St.	0 1	185	A	Charleston So.	7 0	
				72	N	Memphis	2 1	185	A	Charleston So.	10 4	
				74	H	Colorado St.	8 5	185	A	Charleston So.	5 2	
				74	H	Colorado St.	4 9	188	N	North Dakota	6 3	
				74	H	Colorado St.	10 3	214	N	Quinnipiac	25 12	
				98	H	Weber St.	5 6	216	N	Presbyterian	11 0	
				98	N	Weber St.	7 1	218	N	UTEP	16 7	
								229	N	Southern Utah	9 1	
								230	H	Santa Clara	4 0	
								261	N	Bryant	8 0	
								287	N	UMES	8 0	
								289	N	South Carolina St.	12 0	
								291	N	Hartford	10 1	
LAST 10 GAMES												
70	A	San Jose St.	1 3	127	A	UNLV	5 1					
70	A	San Jose St.	0 1	62	H	Utah St.	4 2					
70	A	San Jose St.	2 6	62	H	Utah St.	3 7					
127	A	UNLV	6 1	62	H	Utah St.	1 4					
127	A	UNLV	4 8	46	A	Fresno St.	2 1					

Non-Div. I Games:

Boise St.

[illegible]

Non-Div. I Games:

Western Ky.

RPI	S	Opponent	Score	
272	A	Alabama A&M	4	0

Western Ky.

W
e
s
t
e
r
n
K
y
.

W
e
s
t
e
r
n
K
y
.

Average RPI Win:	157	WON-LOST RECORD	WINNING PCT. RANK	LAST 10 GAMES	STRENGTH OF SCHEDULE	OPP. STRENGTH OF SCHEDULE	TEAM RPI	ADJ RPI	CONF. RPI	ADJ CONF. RPI				
DIV. I ONLY		24-20-0	.54545	117	6-4-0	107	69	98	.52712	96	9	10		
DIV. I NON-CONF.		19-16-0	.54286	116	1-1-0	174	61	115	.51177	112	9	8		
<hr/>														
TOTALS	RPI 1-25	RPI 26-50		W-L RECORDS		RPI 51-100		RPI 101-150		RPI 150+				
24-20-0	0-5-0	1-1-0		OVERALL		4-8-0		4-4-0		15-2-0				
12-4-0	0-0-0	0-0-0		HOME		2-1-0		2-1-0		8-2-0				
3-7-0	0-1-0	0-0-0		AWAY		1-4-0		1-2-0		1-0-0				
9-9-0	0-4-0	1-1-0		NEUTRAL		1-3-0		1-1-0		6-0-0				
19-16-0	0-5-0	1-1-0		NON-CONFERENCE		1-5-0		2-3-0		15-2-0				
8-2-0	0-0-0	0-0-0		HOME		0-0-0		0-0-0		8-2-0				
2-5-0	0-1-0	0-0-		AWAY		0-2-0		1-2-0		1-0-0				
9-9-0	0-4-0	1-1-0		NEUTRAL		1-3-0		1-1-0		6-0-0				
5-4-0	0-0-0	0-0-0		CONFERENCE		3-3-0		2-1-0		0-0-0				
4-2-0	0-0-0	0-0-0		HOME		2-1-0		2-1-0		0-0-0				
1-2-0	0-0-0	0-0-0		AWAY		1-2-0		0-0-0		0-0-0				
0-0-0	0-0-0	0-0-0		NEUTRAL		0-0-0		0-0-0		0-0-0				
RPI	S	Opponent	Score		RPI	S	Opponent	Score		RPI	S	Opponent	Score	
4	N	Washington	2	10	28	N	Missouri	6	5	58	A	Cal Poly	1	4
9	N	Tennessee	3	8	37	N	Oklahoma St.	3	4	58	A	Cal Poly	4	0
13	N	Oklahoma	1	8						58	A	Cal Poly	1	3
17	A	California	1	5						61	N	Wichita St.	3	7
21	N	Arizona St.	0	8						61	N	Wichita St.	1	6
										63	N	Boston College	2	6
										67	H	CSUN	1	6
										67	H	CSUN	4	0
										67	H	CSUN	3	0
										84	A	Stanford	2	16
										97	A	Houston	2	14
										100	N	Nevada	5	1

Non-Div. I Games:

UC Santa Barbara

Average RPI Win:		173	WON-LOST RECORD		WINNING PCT. RANK		LAST 10 GAMES		STRENGTH OF SCHEDULE		OPP. STRENGTH OF SCHEDULE		TEAM RPI		ADJ RPI		CONF. RPI		ADJ CONF. RPI				
DIV. I ONLY			20-20-0		.5 138		4-6-0		70		72		101		.52693 97		10		8				
DIV. I NON-CONF.			15-16-0		.48387 139		1-3-0		79		91		105		.51888 104		6		6				
TOTALS		RPI 1-25		RPI 26-50		W-L RECORDS		RPI 51-100		RPI 101-150		RPI 150+											
20-20-0		1-4-0		0-8-0		OVERALL		4-5-0		3-1-0		12-2-0											
16-10-0		0-3-0		0-1-0		HOME		2-3-0		2-1-0		12-2-0											
3-7-0		1-0-0		0-5-0		AWAY		2-2-0		0-0-0		0-0-0											
1-3-0		0-1-0		0-2-0		NEUTRAL		0-0-0		1-0-0		0-0-0											
15-16-0		1-4-0		0-5-0		NON-CONFERENCE		2-4-0		3-1-0		9-2-0											
13-10-0		0-3-0		0-1-0		HOME		2-3-0		2-1-0		9-2-0											
1-3-0		1-0-0		0-0-		AWAY		0-1-0		0-0-0		0-0-0											
1-3-0		0-1-0		0-2-0		NEUTRAL		0-0-0		1-0-0		0-0-0											
5-4-0		0-0-0		0-3-0		CONFERENCE		2-1-0		0-0-0		3-0-0											
3-0-0		0-0-0		0-0-0		HOME		0-0-0		0-0-0		3-0-0											
2-4-0		0-0-0		0-3-0		AWAY		2-1-0		0-0-0		0-0-0											
0-0-0		0-0-0		0-0-0		NEUTRAL		0-0-0		0-0-0		0-0-0											
RPI	S	Opponent		Score		RPI	S	Opponent		Score		RPI	S	Opponent		Score							
5	A	Texas A&M		1	0	30	H	Ole Miss		3	12	56	H	McNeese		0	1	128	H	Lamar University	0	6	
13	H	Oklahoma		1	2	31	A	Texas		1	2	61	H	Wichita St.		2	5	128	H	Lamar University	11	2	
13	H	Oklahoma		5	7	31	A	Texas		1	3	63	H	Boston College		4	12	134	N	Purdue	8	2	
15	N	Utah		0	8	32	A	Tulsa		3	7	63	H	Boston College		7	3	148	H	Princeton	14	1	
25	H	Texas St.		0	7	32	A	Tulsa		5	6	65	A	UCF		5	4	174	H	UConn	22	0	
						32	A	Tulsa		0	1	65	A	UCF		3	5	174	H	UConn	6	4	
						42	N	Oregon St.		6	7	65	A	UCF		11	5	174	H	UConn	6	0	
						49	N	Northwestern		1	3	66	A	Cal St. Fullerton		0	8	196	H	Sam Houston St.	6	5	
												96	H	UC Santa Barbara		14	2	208	H	Wright St.	3	4	
																		208	H	Wright St.	5	8	
																		217	H	Georgetown	10	0	
																		224	H	Houston Baptist	3	1	
																		242	H	Incarnate Word	12	3	
																		249	H	Rhode Island	12	0	
																		271	H	Prairie View	3	0	
																		271	H	Prairie View	7	0	
																		283	H	Texas Southern	6	0	
																		283	H	Texas Southern	1	0	
						LAST 10 GAMES																	
						32	A	Tulsa		3	7	174	H	UConn		6	0						
						32	A	Tulsa		5	6	128	H	Lamar University		11	2						
						32	A	Tulsa		0	1	128	H	Lamar University		0	6						
						174	H	UConn		22	0	31	A	Texas		1	3						
						174	H	UConn		6	4	31	A	Texas		1	2						

Non-Div. I Games:

Houston

Average RPI Win: 172		WON-LOST RECORD		WINNING PCT. RANK		LAST 10 GAMES		STRENGTH OF SCHEDULE		OPP. STRENGTH OF SCHEDULE		TEAM RPI		ADJ RPI		CONF. RPI		ADJ CONF. RPI	
DIV. I ONLY		24-13-1		.64474 61		8-2-0		199		103		100		.5262 98		21		20	
DIV. I NON-CONF.		16-10-1		.61111 86		0-0-0		110		73		72		.54569 72		19		19	
TOTALS		RPI 1-25		RPI 26-50		W-L RECORDS		RPI 51-100		RPI 101-150		RPI 150+							
24-13-1		0-2-0		0-2-0		OVERALL		6-3-1		2-1-0		16-5-0							
6-0-0		0-0-0		0-0-0		HOME		0-0-0		0-0-0		6-0-0							
6-6-1		0-2-0		0-0-0		AWAY		2-0-1		0-1-0		4-3-0							
12-7-0		0-0-0		0-2-0		NEUTRAL		4-3-0		2-0-0		6-2-0							
16-10-1		0-2-0		0-2-0		NON-CONFERENCE		6-3-1		2-1-0		8-2-0							
0-0-0		0-0-0		0-0-0		HOME		0-0-0		0-0-0		0-0-0							
4-3-1		0-2-0		0-0-		AWAY		2-0-1		0-1-0		2-0-0							
12-7-0		0-0-0		0-2-0		NEUTRAL		4-3-0		2-0-0		6-2-0							
8-3-0		0-0-0		0-0-0		CONFERENCE		0-0-0		0-0-0		8-3-0							
6-0-0		0-0-0		0-0-0		HOME		0-0-0		0-0-0		6-0-0							
2-3-0		0-0-0		0-0-0		AWAY		0-0-0		0-0-0		2-3-0							
0-0-0		0-0-0		0-0-0		NEUTRAL		0-0-0		0-0-0		0-0-0							
RPI	S	Opponent		Score		RPI	S	Opponent		Score		RPI	S	Opponent		Score			
6	A	UCLA		1	4	35	N	Notre Dame		1	2	59	A	Long Beach St.		6	6		
6	A	UCLA		1	22	48	N	San Diego St.		7	16	67	A	CSUN		5	3		
												67	N	CSUN		0	5		
												67	N	CSUN		14	11		
												70	N	San Jose St.		4	1		
												74	N	Colorado St.		0	4		
												80	N	Murray St.		7	0		
												89	N	UT Martin		7	5		
												94	A	Boise St.		6	5		
												94	N	Boise St.		1	7		
														127 A UNLV		5	6		
														142 N Ill.-Chicago		4	0		
														150 N Maryland		6	2		
														159 N Creighton		6	9		
														165 A Sacramento St.		0	4		
														165 A Sacramento St.		3	2		
														173 N Iona		4	1		
														173 N Iona		3	2		
														179 N South Dakota		6	4		
														188 H North Dakota		8	4		
														188 H North Dakota		8	7		
														188 H North Dakota		2	0		
														202 A Northern Colo.		3	4		
														202 A Northern Colo.		8	0		
														202 A Northern Colo.		2	6		
														214 N Quinnipiac		2	1		
														230 A Santa Clara		4	0		
														230 A Santa Clara		9	0		
														230 N Santa Clara		4	7		
														230 N Santa Clara		12	0		
														246 H Portland St.		17	3		
														246 H Portland St.		6	1		
														246 H Portland St.		13	0		
														261 N Bryant		15	7		
LAST 10 GAMES																			
						246	H	Portland St.		17	3	202	A	Northern Colo.		8	0		
						246	H	Portland St.		13	0	188	H	North Dakota		8	4		
						246	H	Portland St.		6	1	188	H	North Dakota		2	0		
						202	A	Northern Colo.		2	6	188	H	North Dakota		8	7		
						202	A	Northern Colo.		3	4	165	A	Sacramento St.		3	2		

Non-Div. I Games:

Weber St.

Average RPI Win:		142	WON-LOST RECORD		WINNING PCT. RANK		LAST 10 GAMES		STRENGTH OF SCHEDULE		OPP. STRENGTH OF SCHEDULE		TEAM RPI		ADJ RPI		CONF. RPI		ADJ CONF. RPI				
DIV. I ONLY			15-28-0		.34884	235		3-7-0		15		47		96		.52604		99		4		4	
DIV. I NON-CONF.			7-21-0		.25	249		1-3-0		1		38		102		.51922		103		4		4	
TOTALS		RPI 1-25		RPI 26-50				W-L RECORDS		RPI 51-100				RPI 101-150				RPI 150+					
15-28-0		0-9-0		1-10-0				OVERALL		2-4-0				3-4-0				9-1-0					
7-12-0		0-4-0		0-3-0				HOME		2-4-0				1-1-0				4-0-0					
5-10-0		0-3-0		1-5-0				AWAY		0-0-0				1-1-0				3-1-0					
3-6-0		0-2-0		0-2-0				NEUTRAL		0-0-0				1-2-0				2-0-0					
7-21-0		0-9-0		0-5-0				NON-CONFERENCE		0-3-0				3-4-0				4-0-0					
2-8-0		0-4-0		0-0-0				HOME		0-3-0				1-1-0				1-0-0					
2-7-0		0-3-0		0-0-				AWAY		0-0-0				1-1-0				1-0-0					
3-6-0		0-2-0		0-2-0				NEUTRAL		0-0-0				1-2-0				2-0-0					
8-7-0		0-0-0		1-5-0				CONFERENCE		2-1-0				0-0-0				5-1-0					
5-4-0		0-0-0		0-3-0				HOME		2-1-0				0-0-0				3-0-0					
3-3-0		0-0-0		1-2-0				AWAY		0-0-0				0-0-0				2-1-0					
0-0-0		0-0-0		0-0-0				NEUTRAL		0-0-0				0-0-0				0-0-0					
RPI	S	Opponent		Score		RPI	S	Opponent		Score		RPI	S	Opponent		Score		RPI	S	Opponent		Score	
6	N	UCLA		3	8	33	A	North Carolina		0	6	51	H	Fordham		7	8	103	A	Charlotte		2	5
9	A	Tennessee		1	6	33	A	North Carolina		8	7	51	H	Fordham		2	16	104	N	Michigan St.		4	6
9	A	Tennessee		3	8	33	A	North Carolina		4	12	64	H	Syracuse		5	11	106	A	Elon		9	0
9	A	Tennessee		2	16	35	H	Notre Dame		2	5	64	H	Syracuse		3	0	108	N	Troy		3	5
11	H	Minnesota		0	11	35	H	Notre Dame		0	5	64	H	Syracuse		8	7	109	H	Lehigh		7	6
11	H	Minnesota		1	7	35	H	Notre Dame		3	4	78	H	Liberty		3	5	109	H	Lehigh		4	5
13	N	Oklahoma		5	7	39	A	Fla. Atlantic		0	2							139	N	New Mexico St.		7	4
23	H	Michigan		0	11	42	N	Oregon St.		2	10							152	H	Virginia		8	6
23	H	Michigan		0	12	45	A	USC Upstate		0	9							152	H	Virginia		9	1
						45	A	USC Upstate		1	9							152	H	Virginia		10	3
						49	N	Northwestern		2	11							166	A	Georgia Tech		12	11
																		166	A	Georgia Tech		3	0
																		166	A	Georgia Tech		6	7
																		178	N	Boston U.		9	6
																		194	H	Rutgers		10	6
																		222	A	George Mason		4	0
																		236	N	Bethune-Cookman		4	2
LAST 10 GAMES																							
						35	H	Notre Dame		2	5	166	A	Georgia Tech		12	11						
						35	H	Notre Dame		3	4	166	A	Georgia Tech		6	7						
						35	H	Notre Dame		0	5	9	A	Tennessee		1	6						
						106	A	Elon		9	0	9	A	Tennessee		2	16						
						166	A	Georgia Tech		3	0	9	A	Tennessee		3	8						

Non-Div. I Games:

North Carolina St.

N
e
v
a
d
a

Nevada

Average RPI Win:		146	WON-LOST RECORD		WINNING PCT. RANK		LAST 10 GAMES		STRENGTH OF SCHEDULE		OPP. STRENGTH OF SCHEDULE		TEAM RPI		ADJ RPI		CONF. RPI		ADJ CONF. RPI	
DIV. I ONLY			19-23-0		.45238 159		2-8-0		49		122		105		.52468 101		13		13	
DIV. I NON-CONF.			14-13-0		.51852 127		0-1-0		34		141		80		.54251 77		12		12	
TOTALS		RPI 1-25		RPI 26-50		W-L RECORDS		RPI 51-100		RPI 101-150		RPI 150+								
19-23-0		0-3-0		2-2-0		OVERALL		2-10-0		8-6-0		7-2-0								
2-4-0		0-0-0		0-0-0		HOME		1-2-0		1-2-0		0-0-0								
6-13-0		0-2-0		1-1-0		AWAY		0-6-0		4-3-0		1-1-0								
11-6-0		0-1-0		1-1-0		NEUTRAL		1-2-0		3-1-0		6-1-0								
14-13-0		0-3-0		2-2-0		NON-CONFERENCE		1-5-0		4-1-0		7-2-0								
0-0-0		0-0-0		0-0-0		HOME		0-0-0		0-0-0		0-0-0								
3-7-0		0-2-0		1-0-		AWAY		0-3-0		1-0-0		1-1-0								
11-6-0		0-1-0		1-1-0		NEUTRAL		1-2-0		3-1-0		6-1-0								
5-10-0		0-0-0		0-0-0		CONFERENCE		1-5-0		4-5-0		0-0-0								
2-4-0		0-0-0		0-0-0		HOME		1-2-0		1-2-0		0-0-0								
3-6-0		0-0-0		0-0-0		AWAY		0-3-0		3-3-0		0-0-0								
0-0-0		0-0-0		0-0-0		NEUTRAL		0-0-0		0-0-0		0-0-0								
RPI	S	Opponent		Score		RPI	S	Opponent		Score		RPI	S	Opponent		Score				
9	A	Tennessee		2	10	29	A	Louisiana		2	1	61	H	Wichita St.		1	0			
9	N	Tennessee		0	8	40	A	SIUE		0	10	61	H	Wichita St.		5	7			
19	A	Illinois		1	7	42	N	Oregon St.		18	8	61	H	Wichita St.		1	10			
						50	N	Jacksonville St.		2	3	62	N	Utah St.		4	0			
												62	N	Utah St.		5	7			
												71	N	Ohio		2	16			
												77	A	Grand Canyon		4	5			
												77	A	Grand Canyon		3	11			
												77	A	Grand Canyon		4	7			
												86	A	UNI		8	9			
												86	A	UNI		0	5			
												86	A	UNI		0	1			
												111	H	Missouri St.		0	4			
												111	H	Missouri St.		0	5			
												111	H	Missouri St.		9	1			
												113	A	Southern Ill.		1	2			
												113	A	Southern Ill.		6	5			
												113	A	Southern Ill.		1	6			
												119	N	DePaul		2	11			
												126	A	Evansville		7	4			
												126	A	Evansville		0	7			
												126	A	Evansville		8	7			
												136	N	Delaware		2	1			
												139	A	New Mexico St.		5	3			
												145	N	Southeastern La.		6	5			
												150	N	Maryland		4	2			
												182	N	Bowling Green		5	3			
												202	N	Northern Colo.		9	3			
												202	N	Northern Colo.		5	6			
												202	N	Northern Colo.		9	1			
												213	N	Dartmouth		6	3			
												229	A	Southern Utah		4	1			
												229	A	Southern Utah		7	10			
												239	N	Wagner		10	1			
												270	N	Mississippi Val.		12	5			
LAST 10 GAMES																				
						86	A	UNI		8	9	61	H	Wichita St.		1	10			
						86	A	UNI		0	1	40	A	SIUE		0	10			
						86	A	UNI		0	5	111	H	Missouri St.		9	1			
						61	H	Wichita St.		1	0	111	H	Missouri St.		0	4			
						61	H	Wichita St.		5	7	111	H	Missouri St.		0	5			

Non-Div. I Games:

Bradley

[illegible]

Non-Div. I Games:

Southern Miss.

Average RPI Win: 173		WON-LOST	WINNING	LAST 10	STRENGTH OF		OPP. STRENGTH	TEAM	ADJ	CONF.	ADJ CONF.
Average RPI Loss: 90		RECORD	PCT. RANK	GAMES	SCHEDULE		OF SCHEDULE	RPI	RPI	RPI	RPI
DIV. I ONLY		24-19-0	.55814	108	5-5-0		92	137	95	.52278	103
DIV. I NON-CONF.		18-10-0	.64286	75	1-2-0		222	206	108	.50935	119
TOTALS		RPI 1-25	RPI 26-50		W-L RECORDS		RPI 51-100		RPI 101-150		RPI 150+
24-19-0	0-2-0	1-7-0		OVERALL		6-6-0		4-0-0		13-4-0	
17-4-0	0-0-0	0-3-0		HOME		4-0-0		2-0-0		11-1-0	
4-10-0	0-1-0	1-3-0		AWAY		2-4-0		1-0-0		0-2-0	
3-5-0	0-1-0	0-1-0		NEUTRAL		0-2-0		1-0-0		2-1-0	
18-10-0	0-2-0	0-2-0		NON-CONFERENCE		1-2-0		4-0-0		13-4-0	
14-1-0	0-0-0	0-0-0		HOME		1-0-0		2-0-0		11-1-0	
1-4-0	0-1-0	0-0-		AWAY		0-0-0		1-0-0		0-2-0	
3-5-0	0-1-0	0-1-0		NEUTRAL		0-2-0		1-0-0		2-1-0	
6-9-0	0-0-0	1-5-0		CONFERENCE		5-4-0		0-0-0		0-0-0	
3-3-0	0-0-0	0-3-0		HOME		3-0-0		0-0-0		0-0-0	
3-6-0	0-0-0	1-2-0		AWAY		2-4-0		0-0-0		0-0-0	
0-0-0	0-0-0	0-0-0		NEUTRAL		0-0-0		0-0-0		0-0-0	
RPI S	Opponent	Score	RPI S	Opponent	Score	RPI S	Opponent	Score	RPI S	Opponent	Score
20 N	James Madison	1 8	27 H	Marshall	2 3	63 N	Boston College	0 9	112 A	UNCG	7 2
22 A	South Carolina	1 2	27 H	Marshall	0 8	71 N	Ohio	3 6	131 H	Furman	16 2
			27 H	Marshall	4 8	88 H	North Texas	8 3	131 H	Furman	4 1
			33 A	North Carolina	1 5	88 H	North Texas	10 0	134 N	Purdue	2 1
			35 N	Notre Dame	0 4	88 H	North Texas	8 6	181 N	Longwood	2 1
			39 A	Fla. Atlantic	5 6	93 A	Louisiana Tech	0 8	182 H	Bowling Green	7 3
			39 A	Fla. Atlantic	6 2	93 A	Louisiana Tech	0 8	182 H	Bowling Green	2 0
			39 A	Fla. Atlantic	3 8	93 A	Louisiana Tech	4 3	216 N	Presbyterian	2 3
						95 A	Western Ky.	5 12	220 H	Fairfield	8 5
						95 A	Western Ky.	2 3	237 A	Western Caro.	1 5
						95 A	Western Ky.	2 0	237 A	Western Caro.	7 9
						99 H	North Carolina St.	5 2	240 H	La Salle	1 4
									240 H	La Salle	6 1
									243 H	Gardner-Webb	8 3
									243 H	Gardner-Webb	2 1
									252 N	Chattanooga	9 1
									256 H	Canisius	4 3
									256 H	Canisius	9 8
									259 H	Robert Morris	18 3
									259 H	Robert Morris	11 0
									274 H	St. Bonaventure	4 1
			LAST 10 GAMES								
			95 A	Western Ky.	2 0	88 H	North Texas	10 0			
			95 A	Western Ky.	2 3	88 H	North Texas	8 3			
			95 A	Western Ky.	5 12	237 A	Western Caro.	1 5			
			112 A	UNCG	7 2	237 A	Western Caro.	7 9			
			88 H	North Texas	8 6	39 A	Fla. Atlantic	5 6			

Non-Div. I Games:

Charlotte

Average RPI Win: 151		WON-LOST	WINNING	LAST 10	STRENGTH OF		OPP. STRENGTH	TEAM	ADJ	CONF.	ADJ CONF.
Average RPI Loss: 71		RECORD	PCT. RANK	GAMES	SCHEDULE		OF SCHEDULE	RPI	RPI	RPI	RPI
DIV. I ONLY		21-16-0	.56757	97	5-5-0		169	39	104	.52169	104
DIV. I NON-CONF.		16-8-0	.66667	65	0-0-0		147	56	64	.55198	65
TOTALS		RPI 1-25	RPI 26-50		W-L RECORDS		RPI 51-100		RPI 101-150		RPI 150+
21-16-0		0-4-0	0-6-0		OVERALL		4-0-0		10-5-0		7-1-0
4-0-0		0-0-0	0-0-0		HOME		0-0-0		3-0-0		1-0-0
5-10-0		0-1-0	0-6-0		AWAY		1-0-0		3-3-0		1-0-0
12-6-0		0-3-0	0-0-0		NEUTRAL		3-0-0		4-2-0		5-1-0
16-8-0		0-0-0	0-6-0		NON-CONFERENCE		4-0-0		5-1-0		7-1-0
1-0-0		0-0-0	0-0-0		HOME		0-0-0		0-0-0		1-0-0
5-6-0		0-0-0	0-0-		AWAY		1-0-0		3-0-0		1-0-0
10-2-0		0-0-0	0-0-0		NEUTRAL		3-0-0		2-1-0		5-1-0
5-8-0		0-4-0	0-0-0		CONFERENCE		0-0-0		5-4-0		0-0-0
3-0-0		0-0-0	0-0-0		HOME		0-0-0		3-0-0		0-0-0
0-4-0		0-1-0	0-0-0		AWAY		0-0-0		0-3-0		0-0-0
2-4-0		0-3-0	0-0-0		NEUTRAL		0-0-0		2-1-0		0-0-0
RPI S	Opponent	Score	RPI S	Opponent	Score	RPI S	Opponent	Score	RPI S	Opponent	Score
19 N	Illinois	3 6	26 A	Georgia	0 8	53 A	Georgia St.	5 2	108 N	Troy	9 4
19 N	Illinois	5 9	26 A	Georgia	3 4	83 N	North Florida	10 2	113 N	Southern Ill.	2 4
19 N	Illinois	5 6	35 A	Notre Dame	3 11	92 N	UNCW	8 7	133 A	Loyola Marymount	7 5
23 A	Michigan	1 5	39 A	Fla. Atlantic	0 5	99 N	North Carolina St.	6 4	133 A	Loyola Marymount	7 5
			43 A	Kennesaw St.	8 9				133 A	Loyola Marymount	3 0
			43 A	Kennesaw St.	3 7				134 A	Purdue	6 13
									134 A	Purdue	3 4
									134 A	Purdue	1 2
									138 N	Penn St.	6 4
									138 N	Penn St.	11 3
									138 N	Penn St.	3 7
									143 N	UAB	3 1
									150 H	Maryland	11 3
									150 H	Maryland	6 2
									150 H	Maryland	2 0
									162 N	Villanova	7 1
									166 A	Georgia Tech	7 3
									188 N	North Dakota	22 5
									192 N	Tennessee Tech	8 10
									203 N	ETSU	9 8
									226 H	Western Mich.	7 2
									255 N	Central Conn. St.	11 5
									259 N	Robert Morris	13 2
			LAST 10 GAMES								
	19 N	Illinois	5	9		138 N	Penn St.	11 3			
	19 N	Illinois	5	6		138 N	Penn St.	3 7			
	19 N	Illinois	3	6		150 H	Maryland	6 2			
	23 A	Michigan	1	5		150 H	Maryland	2 0			
	138 N	Penn St.	6	4		150 H	Maryland	11 3			

Non-Div. I Games:

Michigan St.

Average RPI Win: 182		WON-LOST RECORD		WINNING PCT. RANK		LAST 10 GAMES		STRENGTH OF SCHEDULE		OPP. STRENGTH OF SCHEDULE		TEAM RPI		ADJ RPI		CONF. RPI		ADJ CONF. RPI	
DIV. I ONLY		26-20-0		.56522 100		7-3-0		110		205		106		.52108 105		18		17	
DIV. I NON-CONF.		15-16-0		.48387 139		0-0-0		96		210		124		.50622 124		18		17	
TOTALS		RPI 1-25		RPI 26-50		W-L RECORDS		RPI 51-100		RPI 101-150		RPI 150+							
26-20-0		0-1-0		0-3-0		OVERALL		2-6-0		5-7-0		19-3-0							
10-7-0		0-0-0		0-1-0		HOME		2-4-0		1-0-0		7-2-0							
10-10-0		0-1-0		0-2-0		AWAY		0-2-0		1-4-0		9-1-0							
6-3-0		0-0-0		0-0-0		NEUTRAL		0-0-0		3-3-0		3-0-0							
15-16-0		0-1-0		0-3-0		NON-CONFERENCE		1-4-0		5-7-0		9-1-0							
7-4-0		0-0-0		0-1-0		HOME		1-2-0		1-0-0		5-1-0							
2-9-0		0-1-0		0-0-		AWAY		0-2-0		1-4-0		1-0-0							
6-3-0		0-0-0		0-0-0		NEUTRAL		0-0-0		3-3-0		3-0-0							
11-4-0		0-0-0		0-0-0		CONFERENCE		1-2-0		0-0-0		10-2-0							
3-3-0		0-0-0		0-0-0		HOME		1-2-0		0-0-0		2-1-0							
8-1-0		0-0-0		0-0-0		AWAY		0-0-0		0-0-0		8-1-0							
0-0-0		0-0-0		0-0-0		NEUTRAL		0-0-0		0-0-0		0-0-0							
RPI	S	Opponent		Score		RPI	S	Opponent		Score		RPI	S	Opponent		Score			
9	A	Tennessee		1	10	33	H	North Carolina		0	6	57	H	Saint Francis (PA)		7	5		
						38	A	Lipscomb		2	5	57	H	Saint Francis (PA)		4	7		
						45	A	USC Upstate		2	3	57	H	Saint Francis (PA)		3	6		
												78	H	Liberty		3	4		
												78	H	Liberty		5	4		
												78	H	Liberty		1	11		
												81	A	Coastal Caro.		2	3		
												92	A	UNCW		0	1		

Non-Div. I Games:

Campbell

RPI	S	Opponent	Score	
216	A	Presbyterian	3	6
278	H	N.C. Central	8	0
280	N	Cleveland St.	10	1
282	H	Norfolk St.	7	6
284	H	Rider	5	2
284	H	Rider	9	1
287	H	UMES	12	4

Campbell

C
a
m
p
b
e
l
l

C
a
m
p
b
e
l
l

Average RPI Win:		203	WON-LOST RECORD		WINNING PCT. RANK		LAST 10 GAMES		STRENGTH OF SCHEDULE		OPP. STRENGTH OF SCHEDULE		TEAM RPI		ADJ RPI		CONF. RPI		ADJ CONF. RPI	
DIV. I ONLY			28-15-0		.65116 57		8-2-0		193		206		103		.5208 106		12		12	
DIV. I NON-CONF.			21-10-0		.67742 63		2-1-0		234		216		104		.51647 105		13		13	
TOTALS		RPI 1-25		RPI 26-50		W-L RECORDS		RPI 51-100		RPI 101-150		RPI 150+								
28-15-0		0-1-0		0-2-0		OVERALL		2-8-0		6-2-0		20-2-0								
18-7-0		0-0-0		0-1-0		HOME		1-3-0		3-1-0		14-2-0								
10-4-0		0-0-0		0-1-0		AWAY		1-2-0		3-1-0		6-0-0								
0-4-0		0-1-0		0-0-0		NEUTRAL		0-3-0		0-0-0		0-0-0								
21-10-0		0-1-0		0-2-0		NON-CONFERENCE		0-4-0		4-1-0		17-2-0								
15-4-0		0-0-0		0-1-0		HOME		0-1-0		1-0-0		14-2-0								
6-2-0		0-0-0		0-0-		AWAY		0-0-0		3-1-0		3-0-0								
0-4-0		0-1-0		0-0-0		NEUTRAL		0-3-0		0-0-0		0-0-0								
7-5-0		0-0-0		0-0-0		CONFERENCE		2-4-0		2-1-0		3-0-0								
3-3-0		0-0-0		0-0-0		HOME		1-2-0		2-1-0		0-0-0								
4-2-0		0-0-0		0-0-0		AWAY		1-2-0		0-0-0		3-0-0								
0-0-0		0-0-0		0-0-0		NEUTRAL		0-0-0		0-0-0		0-0-0								
RPI	S	Opponent		Score		RPI	S	Opponent		Score		RPI	S	Opponent		Score				
1	N	Florida		0 11		33	A	North Carolina		2 6		51	N	Fordham		2 10				
						41	H	Pittsburgh		2 7		64	N	Syracuse		2 3				
												76	A	Col. of Charleston		3 1				
												76	A	Col. of Charleston		1 2				
												76	A	Col. of Charleston		3 5				
												82	N	Ga. Southern		0 3				
												92	H	UNCW		5 4				
												92	H	UNCW		3 6				
												92	H	UNCW		1 2				
												99	H	North Carolina St.		0 9				
												</								

Non-Div. I Games:

Elon

RPI	S	Opponent	Score	
282	H	Norfolk St.	7	5
286	H	Fairleigh Dickinson	8	1
286	H	Fairleigh Dickinson	8	0

Elon

E
l
o
n

E
l
o
n

Average RPI Win:	188	WON-LOST RECORD	WINNING PCT. RANK	LAST 10 GAMES	STRENGTH OF SCHEDULE	OPP. STRENGTH OF SCHEDULE	TEAM RPI	ADJ RPI	CONF. RPI	ADJ CONF. RPI		
DIV. I ONLY		27-15-0	.64286	63	6-4-0	181	196	102	.52021	107	19	19
DIV. I NON-CONF.		14-10-0	.58333	96	0-0-0	212	223	139	.49806	142	16	16
<hr/>												
TOTALS	RPI 1-25	RPI 26-50		W-L RECORDS		RPI 51-100		RPI 101-150		RPI 150+		
27-15-0	0-1-0	0-2-0		OVERALL		2-7-0		8-1-0		17-4-0		
11-2-0	0-0-0	0-0-0		HOME		1-2-0		3-0-0		7-0-0		
9-6-0	0-1-0	0-1-0		AWAY		1-1-0		4-1-0		4-2-0		
7-7-0	0-0-0	0-1-0		NEUTRAL		0-4-0		1-0-0		6-2-0		
<hr/>												
14-10-0	0-1-0	0-2-0		NON-CONFERENCE		1-5-0		3-0-0		10-2-0		
4-0-0	0-0-0	0-0-0		HOME		0-0-0		0-0-0		4-0-0		
3-3-0	0-1-0	0-0-		AWAY		1-1-0		2-0-0		0-0-0		
7-7-0	0-0-0	0-1-0		NEUTRAL		0-4-0		1-0-0		6-2-0		
<hr/>												
13-5-0	0-0-0	0-0-0		CONFERENCE		1-2-0		5-1-0		7-2-0		
7-2-0	0-0-0	0-0-0		HOME		1-2-0		3-0-0		3-0-0		
6-3-0	0-0-0	0-0-0		AWAY		0-0-0		2-1-0		4-2-0		
0-0-0	0-0-0	0-0-0		NEUTRAL		0-0-0		0-0-0		0-0-0		
<hr/>												
RPI S	Opponent	Score		RPI S	Opponent	Score		RPI S	Opponent	Score		
12 A	LSU	2	3	30 A	Ole Miss	5	6	56 H	McNeese	4	7	
				50 N	Jacksonville St.	3	4					
								56 H	McNeese	4	8	
								61 N	Wichita St.	2	3	
								61 N	Wichita St.	0	5	
								89 N	UT Martin	4	5	
								90 A	UT Arlington	0	4	
								90 A	UT Arlington	5	3	
								100 N	Nevada	0	1	

Non-Div. I Games:

Nicholls St.

RPI	S	Opponent	Score	
288	H	Jackson St.	13	0
288	H	Jackson St.	8	0
294	N	Coppin St.	13	0

Nicholls St.

N
i
c
h
o
l
l
s
s
t
.

N
i
c
h
o
l
l
s
s
t
.

Troy

Average RPI Win: 129		WON-LOST RECORD		WINNING PCT. RANK		LAST 10 GAMES		STRENGTH OF SCHEDULE		OPP. STRENGTH OF SCHEDULE		TEAM RPI		ADJ RPI		CONF. RPI		ADJ CONF. RPI					
DIV. I ONLY		17-27-0		.38636 211		2-8-0		32		70		109		.51959 108		6		7					
DIV. I NON-CONF.		12-13-0		.48 148		0-0-0		59		75		94		.52441 93		8		7					
TOTALS		RPI 1-25		RPI 26-50		W-L RECORDS		RPI 51-100		RPI 101-150		RPI 150+											
17-27-0		0-4-0		1-6-0		OVERALL		7-12-0		3-4-0		6-1-0											
11-10-0		0-0-0		1-2-0		HOME		4-5-0		3-3-0		3-0-0											
2-12-0		0-1-0		0-4-0		AWAY		1-6-0		0-0-0		1-1-0											
4-5-0		0-3-0		0-0-0		NEUTRAL		2-1-0		0-1-0		2-0-0											
12-13-0		0-4-0		1-3-0		NON-CONFERENCE		2-1-0		3-4-0		6-1-0											
7-5-0		0-0-0		1-2-0		HOME		0-0-0		3-3-0		3-0-0											
1-3-0		0-1-0		0-0-		AWAY		0-0-0		0-0-0		1-1-0											
4-5-0		0-3-0		0-0-0		NEUTRAL		2-1-0		0-1-0		2-0-0											
5-14-0		0-0-0		0-3-0		CONFERENCE		5-11-0		0-0-0		0-0-0											
4-5-0		0-0-0		0-0-0		HOME		4-5-0		0-0-0		0-0-0											
1-9-0		0-0-0		0-3-0		AWAY		1-6-0		0-0-0		0-0-0											
0-0-0		0-0-0		0-0-0		NEUTRAL		0-0-0		0-0-0		0-0-0											
RPI	S	Opponent		Score		RPI	S	Opponent		Score		RPI	S	Opponent		Score							
11	N	Minnesota		0	2	29	A	Louisiana		1	3	53	H	Georgia St.		9	7	102	H	Southern Miss.		2	0
12	A	LSU		1	11	29	A	Louisiana		0	11	53	H	Georgia St.		5	6	104	N	Michigan St.		4	9
19	N	Illinois		3	5	29	A	Louisiana		0	11	53	H	Georgia St.		4	3	137	H	Jacksonville		8	5
19	N	Illinois		3	4	34	A	Mississippi St.		1	2	54	N	Illinois St.		5	1	137	H	Jacksonville		5	1
						38	H	Lipscomb		6	8	69	A	South Ala.		0	8	143	H	UAB		2	3
						38	H	Lipscomb		2	4	81	A	Coastal Caro.		2	3	145	H	Southeastern La.		5	8
						41	H	Pittsburgh		7	5	81	A	Coastal Caro.		3	4	145	H	Southeastern La.		1	2
												81	A	Coastal Caro.		5	6	181	H	Longwood		9	3
												82	A	Ga. Southern		2	3	181	H	Longwood		5	4
												82	A	Ga. Southern		11	3	190	H	Samford		6	2
												82	A	Ga. Southern		3	8	236	N	Bethune-Cookman		8	4
												83	N	North Florida		2	5	236	N	Bethune-Cookman		9	6
												87	H	La.-Monroe		1	3	241	A	Florida A&M		5	6
												87	H	La.-Monroe		12	2	241	A	Florida A&M		4	0
												87	H	La.-Monroe		1	2						
												90	H	UT Arlington		2	5						
												90	H	UT Arlington		3	4						
												90	H	UT Arlington		9	0						
												99	N	North Carolina St.		5	3						
						LAST 10 GAMES																	
						87	H	La.-Monroe		12	2	29	A	Louisiana		0	11						
						87	H	La.-Monroe		1	3	90	H	UT Arlington		2	5						
						87	H	La.-Monroe		1	2	90	H	UT Arlington		3	4						
						29	A	Louisiana		0	11	90	H	UT Arlington		9	0						
						29	A	Louisiana		1	3	69	A	South Ala.		0	8						

Non-Div. I Games:

Troy

L
e
h
i
g
h

Lehigh

Average RPI Win: 171		WON-LOST RECORD		WINNING PCT. RANK		LAST 10 GAMES		STRENGTH OF SCHEDULE		OPP. STRENGTH OF SCHEDULE		TEAM RPI		ADJ RPI		CONF. RPI		ADJ CONF. RPI					
DIV. I ONLY		27-20-0		.57447 95		7-3-0		135		181		112		.51923 110		16		16					
DIV. I NON-CONF.		16-16-0		.5 130		0-0-0		144		165		131		.50482 126		17		18					
TOTALS		RPI 1-25		RPI 26-50		W-L RECORDS		RPI 51-100		RPI 101-150		RPI 150+											
27-20-0		0-1-0		2-2-0		OVERALL		2-6-0		9-5-0		14-6-0											
8-1-0		0-0-0		0-0-0		HOME		0-0-0		5-0-0		3-1-0											
7-6-0		0-1-0		2-1-0		AWAY		2-1-0		0-2-0		3-1-0											
12-13-0		0-0-0		0-1-0		NEUTRAL		0-5-0		4-3-0		8-4-0											
16-16-0		0-1-0		2-2-0		NON-CONFERENCE		0-5-0		4-4-0		10-4-0											
1-0-0		0-0-0		0-0-0		HOME		0-0-0		0-0-0		1-0-0											
3-3-0		0-1-0		2-0-		AWAY		0-0-0		0-1-0		1-0-0											
12-13-0		0-0-0		0-1-0		NEUTRAL		0-5-0		4-3-0		8-4-0											
11-4-0		0-0-0		0-0-0		CONFERENCE		2-1-0		5-1-0		4-2-0											
7-1-0		0-0-0		0-0-0		HOME		0-0-0		5-0-0		2-1-0											
4-3-0		0-0-0		0-0-0		AWAY		2-1-0		0-1-0		2-1-0											
0-0-0		0-0-0		0-0-0		NEUTRAL		0-0-0		0-0-0		0-0-0											
RPI	S	Opponent		Score		RPI	S	Opponent		Score		RPI	S	Opponent		Score							
3	A	Arizona		1	9	29	A	Louisiana		4	7	51	N	Fordham		1	2	102	N	Southern Miss.		2	3
						39	A	Fla. Atlantic		9	4	55	N	South Fla.		2	6	102	N	Southern Miss.		1	8
						40	A	SIUE		6	1	63	N	Boston College		4	6	109	N	Lehigh		1	2
						47	N	FIU		2	6	71	A	Ohio		2	3	118	A	FGCU		1	3
												71	A	Ohio		3	2	119	N	DePaul		5	2
												71	A	Ohio		3	2	121	N	Abilene Christian		5	3
												78	N	Liberty		1	2	123	A	Northern Ill.		3	6
												82	N	Ga. Southern		3	4	123	H	Northern Ill.		6	4
																		123	H	Northern Ill.		3	2
																		129	H	Miami (OH)		6	3
																		129	H	Miami (OH)		3	1
																		129	H	Miami (OH)		6	5
																		135	N	Drake		17	2
																		147	N	Towson		10	0
																		157	N	North Dakota St.		0	6
																		160	N	LIU Brooklyn		0	3
																		167	N	Iowa St.		4	7
																		180	A	Indiana St.		2	1
																		183	H	Butler		10	2
																		183	N	Butler		7	1
																		194	N	Rutgers		12	4
																		207	N	Penn		11	1
																		211	N	Northern Ky.		3	0
																		212	H	Eastern Mich.		0	1
																		212	H	Eastern Mich.		9	0
																		212	H	Eastern Mich.		8	0
																		221	N	Oakland		0	1
				LAST 10 GAMES																			
						212	H	Eastern Mich.		0	1	71	A	Ohio		3	2						
						212	H	Eastern Mich.		9	0	71	A	Ohio		3	2						
						212	H	Eastern Mich.		8	0	123	H	Northern Ill.		6	4						
						123	A	Northern Ill.		3	6	123	H	Northern Ill.		3	2						
						71	A	Ohio		2	3	129	H	Miami (OH)		6	3						

Non-Div. I Games:

Ball St.

RPI	S	Opponent	Score	
269	N	Holy Cross	5	3
274	N	St. Bonaventure	8	1
277	A	Buffalo	9	1
277	A	Buffalo	4	7
277	A	Buffalo	6	0
279	N	Brown	8	0
291	N	Hartford	5	0

Ball St.

B
a
l
l
S
t
.

B
a
l
l
S
t
.

Average RPI Win:	171	WON-LOST RECORD	WINNING PCT. RANK	LAST 10 GAMES	STRENGTH OF SCHEDULE	OPP. STRENGTH OF SCHEDULE	TEAM RPI	ADJ RPI	CONF. RPI	ADJ CONF. RPI		
Average RPI Loss:	113											
DIV. I ONLY	21-15-0	.58333	87	6-4-0	159	135	111	.5189	111	13	13	
DIV. I NON-CONF.	12-9-0	.57143	104	0-0-0	176	176	117	.51108	113	12	12	
<hr/>												
TOTALS	RPI 1-25	RPI 26-50		W-L RECORDS	RPI 51-100		RPI 101-150		RPI 150+			
21-15-0	0-2-0	1-1-0		OVERALL	1-4-0		8-3-0		11-5-0			
5-4-0	0-0-0	0-0-0		HOME	1-2-0		4-2-0		0-0-0			
7-5-0	0-2-0	1-0-0		AWAY	0-1-0		2-1-0		4-1-0			
9-6-0	0-0-0	0-1-0		NEUTRAL	0-1-0		2-0-0		7-4-0			
<hr/>												
12-9-0	0-2-0	1-1-0		NON-CONFERENCE	0-2-0		2-0-0		9-4-0			
0-0-0	0-0-0	0-0-0		HOME	0-0-0		0-0-0		0-0-0			
3-3-0	0-2-0	1-0-		AWAY	0-1-0		0-0-0		2-0-0			
9-6-0	0-0-0	0-1-0		NEUTRAL	0-1-0		2-0-0		7-4-0			
<hr/>												
9-6-0	0-0-0	0-0-0		CONFERENCE	1-2-0		6-3-0		2-1-0			
5-4-0	0-0-0	0-0-0		HOME	1-2-0		4-2-0		0-0-0			
4-2-0	0-0-0	0-0-0		AWAY	0-0-0		2-1-0		2-1-0			
0-0-0	0-0-0	0-0-0		NEUTRAL	0-0-0		0-0-0		0-0-0			
<hr/>												
RPI S	Opponent	Score	RPI S	Opponent	Score	RPI S	Opponent	Score	RPI S	Opponent	Score	
5 A	Texas A&M	2 8	37 A	Oklahoma St.	7 3	85 N	Belmont	2 3	101 A	Bradley	1 9	
5 A	Texas A&M	0 5	50 N	Jacksonville St.	2 4	86 H	UNI	6 0	101 A	Bradley	5 0	
						86 H	UNI	2 3	101 A	Bradley	4 0	
						86 H	UNI	2 6	126 H	Evansville	2 1	
						93 A	Louisiana Tech	4 5	126 H	Evansville	4 6	
									126 H	Evansville	1 3	
									141 N	New Mexico	5 3	
									141 N	New Mexico	7 6	
									149 H	Loyola Chicago	9 1	
									149 H	Loyola Chicago	2 0	
									149 H	Loyola Chicago	4 0	
									168 N	SFA	2 0	
									180 A	Indiana St.	2 1	
									180 A	Indiana St.	2 3	
									180 A	Indiana St.	1 0	
									184 N	Southeast Mo. St.	1 2	
									188 N	North Dakota	4 5	
									190 N	Samford	1 10	
									190 N	Samford	2 1	
									193 A	Central Ark.	6 2	
									195 N	Saint Louis	1 2	
									234 A	UMKC	8 0	
									234 N	UMKC	8 0	
									242 N	Incarnate Word	9 1	
									251 N	Alabama St.	13 8	
									265 N	Tennessee St.	7 0	
									276 N	Ark.-Pine Bluff	8 0	
<hr/>												
			LAST 10 GAMES									
			126 H Evansville			4 6	180 A Indiana St.			1 0	234 A UMKC	
			126 H Evansville			2 1	101 A Bradley			1 9	242 N Incarnate Word	
			126 H Evansville			1 3	101 A Bradley			5 0	251 N Alabama St.	
			180 A Indiana St.			2 3	101 A Bradley			4 0	265 N Tennessee St.	
			180 A Indiana St.			2 1	149 H Loyola Chicago			2 0	276 N Ark.-Pine Bluff	

UNCG

Average RPI Win: 180		WON-LOST RECORD		WINNING PCT. RANK		LAST 10 GAMES		STRENGTH OF SCHEDULE		OPP. STRENGTH OF SCHEDULE		TEAM RPI		ADJ RPI		CONF. RPI		ADJ CONF. RPI				
DIV. I ONLY		23-18-0		.56098 104		5-5-0		146		153		116		.51748 112		20		21				
DIV. I NON-CONF.		17-15-0		.53125 120		0-2-0		99		155		99		.52396 94		22		22				
TOTALS		RPI 1-25		RPI 26-50		W-L RECORDS		RPI 51-100		RPI 101-150		RPI 150+										
23-18-0		0-2-0		2-2-0		OVERALL		1-2-0		4-6-0		16-6-0										
11-9-0		0-0-0		1-1-0		HOME		0-0-0		2-5-0		8-3-0										
5-7-0		0-0-0		1-1-0		AWAY		1-2-0		0-1-0		3-3-0										
7-2-0		0-2-0		0-0-0		NEUTRAL		0-0-0		2-0-0		5-0-0										
17-15-0		0-2-0		2-2-0		NON-CONFERENCE		1-2-0		4-6-0		10-3-0										
6-8-0		0-0-0		1-1-0		HOME		0-0-0		2-5-0		3-2-0										
4-5-0		0-0-0		1-0-		AWAY		1-2-0		0-1-0		2-1-0										
7-2-0		0-2-0		0-0-0		NEUTRAL		0-0-0		2-0-0		5-0-0										
6-3-0		0-0-0		0-0-0		CONFERENCE		0-0-0		0-0-0		6-3-0										
5-1-0		0-0-0		0-0-0		HOME		0-0-0		0-0-0		5-1-0										
1-2-0		0-0-0		0-0-0		AWAY		0-0-0		0-0-0		1-2-0										
0-0-0		0-0-0		0-0-0		NEUTRAL		0-0-0		0-0-0		0-0-0										
RPI	S	Opponent		Score		RPI	S	Opponent		Score		RPI	S	Opponent		Score						
9	N	Tennessee		1	13	27	H	Marshall		3	13	81	A	Coastal Caro.		2	1	103	H	Charlotte	2	7
9	N	Tennessee		1	7	33	A	North Carolina		0	2	81	A	Coastal Caro.		2	12	105	A	Campbell	3	4
						33	H	North Carolina		6	3	82	A	Ga. Southern		0	3	105	H	Campbell	2	4
						43	A	Kennesaw St.		6	5							105	H	Campbell	15	11
																		106	H	Elon	4	3
																		106	H	Elon	2	8
																		106	H	Elon	1	11
																		136	H	Delaware	7	8
																		143	N	UAB	9	8
																		143	N	UAB	3	2
																		156	H	Winthrop	4	3
																		163	A	Mercer	2	5
																		163	A	Mercer	2	6
																		163	A	Mercer	2	1
																		181	H	Longwood	7	2
																		181	H	Longwood	0	4
																		190	H	Samford	9	1
																		190	H	Samford	2	5
																		190	H	Samford	9	3
																		192	N	Tennessee Tech	6	3
																		201	H	George Washington	6	2
																		201	H	George Washington	1	10
																		206	A	Appalachian St.	1	2
																		206	A	Appalachian St.	11	9
																		210	N	Akron	8	6
																		234	N	UMKC	4	1
																		237	H	Western Caro.	6	0
																		237	H	Western Caro.	6	0
				LAST 10 GAMES																		
				190	H	Samford	2	5	163	A	Mercer	2	6	206	A	Appalachian St.	1	2				
				190	H	Samford	9	1	163	A	Mercer	2	5	206	A	Appalachian St.	11	9				
				190	H	Samford	9	3	33	A	North Carolina	0	2	210	N	Akron	8	6				
				103	H	Charlotte	2	7	237	H	Western Caro.	7	3	234	N	UMKC	4	1				
				163	A	Mercer	2	1	237	H	Western Caro.	6	0	237	H	Western Caro.	6	0				

Non-Div. I Games:

UNCG

RPI	S	Opponent	Score	
237	H	Western Caro.	10	2
237	H	Western Caro.	7	3
281	A	N.C. A&T	10	3
284	N	Rider	19	1
284	N	Rider	6	0

UNCG

U
N
C
G

U
N
C
G

Average RPI Win: 148		WON-LOST	WINNING	LAST 10	STRENGTH OF		OPP. STRENGTH	TEAM	ADJ		CONF.	ADJ CONF.			
Average RPI Loss: 102		RECORD	PCT. RANK	GAMES	SCHEDULE		OF SCHEDULE	RPI	RPI		RPI	RPI			
DIV. I ONLY		22-20-0	.52381	123	5-5-0		99	125	110	.51703	113	13	13		
DIV. I NON-CONF.		13-14-0	.48148	144	1-0-0		127	181	136	.50025	136	12	12		
TOTALS		RPI 1-25	RPI 26-50		W-L RECORDS		RPI 51-100		RPI 101-150		RPI 150+				
22-20-0		0-1-0	0-3-0		OVERALL		4-5-0		11-9-0		7-2-0				
6-5-0		0-1-0	0-1-0		HOME		0-1-0		5-2-0		1-0-0				
7-7-0		0-0-0	0-2-0		AWAY		3-3-0		2-2-0		2-0-0				
9-8-0		0-0-0	0-0-0		NEUTRAL		1-1-0		4-5-0		4-2-0				
13-14-0		0-1-0	0-3-0		NON-CONFERENCE		1-2-0		5-6-0		7-2-0				
1-4-0		0-1-0	0-1-0		HOME		0-1-0		0-1-0		1-0-0				
3-2-0		0-0-0	0-0-		AWAY		0-0-0		1-0-0		2-0-0				
9-8-0		0-0-0	0-0-0		NEUTRAL		1-1-0		4-5-0		4-2-0				
9-6-0		0-0-0	0-0-0		CONFERENCE		3-3-0		6-3-0		0-0-0				
5-1-0		0-0-0	0-0-0		HOME		0-0-0		5-1-0		0-0-0				
4-5-0		0-0-0	0-0-0		AWAY		3-3-0		1-2-0		0-0-0				
0-0-0		0-0-0	0-0-0		NEUTRAL		0-0-0		0-0-0		0-0-0				
RPI S	Opponent	Score		RPI S	Opponent	Score		RPI S	Opponent	Score		RPI S	Opponent	Score	
16 H	Kentucky	1	7	34 A	Mississippi St.	2	5	54 A	Illinois St.	7	8	101 H	Bradley	2	1
				34 A	Mississippi St.	2	6	54 A	Illinois St.	7	5	101 H	Bradley	6	1
				40 H	SIUE	0	4	54 A	Illinois St.	12	7	101 H	Bradley	5	6
								80 H	Murray St.	7	8	104 N	Michigan St.	4	2
								83 N	North Florida	5	3	107 N	Nicholls St.	1	3
								86 A	UNI	2	5	119 N	DePaul	1	2
								86 A	UNI	7	6	120 N	Eastern Ill.	7	5
								86 A	UNI	0	4	120 N	Eastern Ill.	0	7
								100 N	Nevada	2	3	123 H	Northern Ill.	3	9
												127 A	UNLV	1	0
												135 H	Drake	6	2
												135 H	Drake	1	0
												135 H	Drake	6	1
												139 N	New Mexico St.	0	1
												139 N	New Mexico St.	4	7
												140 N	Massachusetts	7	0
												143 N	UAB	4	3
												149 A	Loyola Chicago	1	0
												149 A	Loyola Chicago	1	2
												149 A	Loyola Chicago	2	3
												164 N	Army West Point	7	0
												178 N	Boston U.	4	5
												184 A	Southeast Mo. St.	3	1
												188 N	North Dakota	3	5
												200 H	Western Ill.	3	2
												229 A	Southern Utah	14	2
												246 N	Portland St.	10	2
LAST 10 GAMES				149 A	Loyola Chicago	1	2	86 A	UNI	0	4	184 A	Southeast Mo. St.	3	1
				149 A	Loyola Chicago	1	0	86 A	UNI	2	5	188 N	North Dakota	3	5
				149 A	Loyola Chicago	2	3	54 A	Illinois St.	7	5	200 H	Western Ill.	3	2
				184 A	Southeast Mo. St.	3	1	54 A	Illinois St.	7	8	229 A	Southern Utah	14	2
				86 A	UNI	7	6	54 A	Illinois St.	12	7	246 N	Portland St.	10	2

Non-Div. I Games:

Southern Ill.

Southern Ill.

Average RPI Win:		156	WON-LOST RECORD		WINNING PCT. RANK	LAST 10 GAMES	STRENGTH OF SCHEDULE		OPP. STRENGTH OF SCHEDULE	TEAM RPI	ADJ RPI	CONF. RPI	ADJ CONF. RPI
Average RPI Loss:		63	19-24-0		.44186 165	2-8-0	66		49	115	.51693 114	7	5
DIV. I ONLY			14-15-0		.48276 142	0-0-0	70		30	92	.52727 90	5	5
DIV. I NON-CONF.													
TOTALS		RPI 1-25	RPI 26-50		W-L RECORDS		RPI 51-100		RPI 101-150		RPI 150+		
19-24-0		0-9-0	2-6-0		OVERALL		2-3-0		5-4-0		10-2-0		
6-3-0		0-0-0	0-0-0		HOME		0-0-0		2-2-0		4-1-0		
3-11-0		0-4-0	1-4-0		AWAY		1-1-0		1-2-0		0-0-0		
10-10-0		0-5-0	1-2-0		NEUTRAL		1-2-0		2-0-0		6-1-0		
14-15-0		0-6-0	1-4-0		NON-CONFERENCE		2-3-0		3-1-0		8-1-0		
3-1-0		0-0-0	0-0-0		HOME		0-0-0		1-1-0		2-0-0		
1-4-0		0-1-0	0-0-		AWAY		1-1-0		0-0-0		0-0-0		
10-10-0		0-5-0	1-2-0		NEUTRAL		1-2-0		2-0-0		6-1-0		
5-9-0		0-3-0	1-2-0		CONFERENCE		0-0-0		2-3-0		2-1-0		
3-2-0		0-0-0	0-0-0		HOME		0-0-0		1-1-0		2-1-0		
2-7-0		0-3-0	1-2-0		AWAY		0-0-0		1-2-0		0-0-0		
0-0-0		0-0-0	0-0-0		NEUTRAL		0-0-0		0-0-0		0-0-0		
RPI S	Opponent	Score	RPI S	Opponent	Score	RPI S	Opponent	Score	RPI S	Opponent	Score		
4 N	Washington	1 13	31 A	Texas	1 2	52 A	Louisville	1 2	134 H	Purdue	4 0		
11 A	Minnesota	2 10	31 A	Texas	7 13	59 N	Long Beach St.	4 5	134 H	Purdue	1 2		
11 A	Minnesota	0 8	36 A	Ohio St.	3 1	72 A	Memphis	9 1	138 A	Penn St.	1 2		
11 A	Minnesota	6 11	36 A	Ohio St.	2 8	80 N	Murray St.	6 4	138 A	Penn St.	2 3		
15 N	Utah	0 7	36 A	Ohio St.	0 2	93 N	Louisiana Tech	0 8	138 A	Penn St.	6 1		
17 N	California	3 6	38 N	Lipscomb	3 2				142 H	Ill.-Chicago	9 11		
21 A	Arizona St.	2 4	46 N	Fresno St.	0 2				142 H	Ill.-Chicago	4 0		
22 N	South Carolina	5 13	46 N	Fresno St.	3 4				143 N	UAB	7 0		
22 N	South Carolina	0 8							143 N	UAB	2 0		
									167 N	Iowa St.	4 1		
									182 H	Bowling Green	11 3		
									182 H	Bowling Green	1 0		
									186 N	Seattle U	7 3		
									190 N	Samford	2 4		
									194 H	Rutgers	5 7		
									194 H	Rutgers	23 2		
									194 H	Rutgers	9 2		
									200 N	Western Ill.	1 0		
									221 N	Oakland	16 4		
									231 N	Saint Mary's (CA)	2 0		
									277 N	Buffalo	8 0		
			LAST 10 GAMES										
			36 A	Ohio St.	2 8	11 A	Minnesota	0 8					
			36 A	Ohio St.	3 1	11 A	Minnesota	2 10					
			36 A	Ohio St.	0 2	11 A	Minnesota	6 11					
			134 H	Purdue	1 2	138 A	Penn St.	1 2					
			134 H	Purdue	4 0	138 A	Penn St.	2 3					

Non-Div. I Games:

Indiana

Average RPI Win:		152	WON-LOST RECORD		WINNING PCT. RANK		LAST 10 GAMES		STRENGTH OF SCHEDULE		OPP. STRENGTH OF SCHEDULE		TEAM RPI		ADJ RPI		CONF. RPI		ADJ CONF. RPI	
DIV. I ONLY			17-23-0		.425 177		1-9-0		60		52		118		.51541 115		3		3	
DIV. I NON-CONF.			13-15-0		.46429 154		0-1-0		55		78		103		.52112 99		3		3	
TOTALS		RPI 1-25		RPI 26-50		W-L RECORDS		RPI 51-100		RPI 101-150		RPI 150+								
17-23-0		0-6-0		1-5-0		OVERALL		3-6-0		4-5-0		9-1-0								
4-11-0		0-0-0		0-3-0		HOME		1-4-0		1-4-0		2-0-0								
4-7-0		0-6-0		0-1-0		AWAY		0-0-0		1-0-0		3-0-0								
9-5-0		0-0-0		1-1-0		NEUTRAL		2-2-0		2-1-0		4-1-0								
13-15-0		0-3-0		1-2-0		NON-CONFERENCE		3-6-0		3-3-0		6-1-0								
3-6-0		0-0-0		0-0-0		HOME		1-4-0		0-2-0		2-0-0								
1-4-0		0-3-0		0-0-		AWAY		0-0-0		1-0-0		0-0-0								
9-5-0		0-0-0		1-1-0		NEUTRAL		2-2-0		2-1-0		4-1-0								
4-8-0		0-3-0		0-3-0		CONFERENCE		0-0-0		1-2-0		3-0-0								
1-5-0		0-0-0		0-3-0		HOME		0-0-0		1-2-0		0-0-0								
3-3-0		0-3-0		0-0-0		AWAY		0-0-0		0-0-0		3-0-0								
0-0-0		0-0-0		0-0-0		NEUTRAL		0-0-0		0-0-0		0-0-0								
RPI	S	Opponent		Score		RPI	S	Opponent		Score		RPI	S	Opponent		Score				
10	A	Baylor		1	5	31	H	Texas		5	9	57	H	Saint Francis (PA)		10	8			
10	A	Baylor		3	6	31	H	Texas		1	4	57	H	Saint Francis (PA)		121	A	Abilene Christian	2	1
10	A	Baylor		0	4	31	H	Texas		3	11	61	H	Wichita St.		121	H	Abilene Christian	1	5
14	A	Alabama		2	7	32	A	Tulsa		0	7	61	N	Wichita St.		121	N	Abilene Christian	3	0
14	A	Alabama		0	8	34	N	Mississippi St.		3	6	65	N	UCF		122	H	Kansas	4	5
25	A	Texas St.		1	2	46	N	Fresno St.		9	6	66	N	Cal St. Fullerton		122	H	Kansas	5	8
												66	N	Cal St. Fullerton		122	H	Kansas	9	3
												88	H	North Texas		125	H	East Carolina	7	8
												88	H	North Texas		132	N	Montana	5	8
														153 N Iowa		7	4			
														167 A Iowa St.		6	2			
														167 A Iowa St.		4	2			
														167 A Iowa St.		18	4			
														218 H UTEP		8	0			
														218 H UTEP		12	4			
														243 N Gardner-Webb		6	5			
														243 N Gardner-Webb		4	0			
														257 N A&M-Corpus Christi		7	0			
														257 N A&M-Corpus Christi		0	2			
						LAST 10 GAMES														
						31	H	Texas		3	11	122	H	Kansas		5	8			
						31	H	Texas		5	9	121	H	Abilene Christian		1	5			
						31	H	Texas		1	4	10	A	Baylor		0	4			
						122	H	Kansas		9	3	10	A	Baylor		3	6			
						122	H	Kansas		4	5	10	A	Baylor		1	5			

Non-Div. I Games:

Texas Tech

Average RPI Win:		179	WON-LOST RECORD		WINNING PCT. RANK		LAST 10 GAMES		STRENGTH OF SCHEDULE		OPP. STRENGTH OF SCHEDULE		TEAM RPI		ADJ RPI		CONF. RPI		ADJ CONF. RPI					
DIV. I ONLY			21-17-0		.55263		112		3-7-0		139		119		113		.5153		116		9		10	
DIV. I NON-CONF.			18-11-0		.62069		82		0-1-0		191		149		100		.51973		102		9		8	
TOTALS		RPI 1-25		RPI 26-50		W-L RECORDS		RPI 51-100		RPI 101-150		RPI 150+												
21-17-0		0-3-0		0-1-0		OVERALL		6-8-0		2-3-0		13-2-0												
18-6-0		0-0-0		0-0-0		HOME		3-3-0		2-2-0		13-1-0												
2-7-0		0-1-0		0-1-0		AWAY		2-4-0		0-0-0		0-1-0												
1-4-0		0-2-0		0-0-0		NEUTRAL		1-1-0		0-1-0		0-0-0												
18-11-0		0-3-0		0-1-0		NON-CONFERENCE		3-2-0		2-3-0		13-2-0												
17-4-0		0-0-0		0-0-0		HOME		2-1-0		2-2-0		13-1-0												
0-3-0		0-1-0		0-0-		AWAY		0-0-0		0-0-0		0-1-0												
1-4-0		0-2-0		0-0-0		NEUTRAL		1-1-0		0-1-0		0-0-0												
3-6-0		0-0-0		0-0-0		CONFERENCE		3-6-0		0-0-0		0-0-0												
1-2-0		0-0-0		0-0-0		HOME		1-2-0		0-0-0		0-0-0												
2-4-0		0-0-0		0-0-0		AWAY		2-4-0		0-0-0		0-0-0												
0-0-0		0-0-0		0-0-0		NEUTRAL		0-0-0		0-0-0		0-0-0												
RPI	S	Opponent		Score		RPI	S	Opponent		Score		RPI	S	Opponent		Score								
4	N	Washington		1	14	48	A	San Diego St.		0	3	62	H	Utah St.		1	5	130	H	Pacific		5	4	
15	N	Utah		0	11							66	H	Cal St. Fullerton		5	0	130	H	Pacific		8	7	
21	A	Arizona St.		1	4							66	H	Cal St. Fullerton		0	1	133	H	Loyola Marymount		2	3	
												66	H	Cal St. Fullerton		1	3	141	N	New Mexico		0	1	
												68	A	Hawaii		3	0	150	H	Maryland		3	6	
												68	A	Hawaii		0	5	173	H	Iona		9	1	
												68	A	Hawaii		0	2	173	H	Iona		12	5	
												70	N	San Jose St.		2	11	177	A	San Diego		0	3	
												89	H	UT Martin		8	4	213	H	Dartmouth		2	5	
												89	H	UT Martin		6	4	214	H	Quinnipiac		12	4	
												90	N	UT Arlington		6	5	214	H	Quinnipiac		5	4	
												96	A	UC Santa Barbara		0	11	218	H	UTEP		6	5	
												96	A	UC Santa Barbara		2	4	234	H	UMKC		6	2	
												96	A	UC Santa Barbara		12	1	234	H	UMKC		12	2	
																		248	H	Detroit Mercy		4	3	
																		248	H	Detroit Mercy		7	1	
																		261	H	Bryant		5	4	
																		262	H	Siena		12	4	
																		262	H	Siena		9	1	
																		262	H	Siena		13	0	
LAST 10 GAMES																								
						68 A Hawaii						3	0	96 A UC Santa Barbara						12	1			
						68 A Hawaii						0	5	66 H Cal St. Fullerton						0	1			
						68 A Hawaii						0	2	66 H Cal St. Fullerton						5	0			
						96 A UC Santa Barbara						0	11	66 H Cal St. Fullerton						1	3			
						96 A UC Santa Barbara						2	4	177 A San Diego						0	3			

Non-Div. I Games:

UC Riverside

Average RPI Win: 165		WON-LOST	WINNING	LAST 10	STRENGTH OF		OPP. STRENGTH	TEAM	ADJ	CONF.	ADJ CONF.
Average RPI Loss: 95		RECORD	PCT. RANK	GAMES	SCHEDULE		OF SCHEDULE	RPI	RPI	RPI	RPI
DIV. I ONLY		17-23-0	.425	177	5-5-0		35	165	108	.51503	117
DIV. I NON-CONF.		10-15-0	.4	189	0-0-0		24	160	111	.50939	118
TOTALS		RPI 1-25	RPI 26-50		W-L RECORDS		RPI 51-100		RPI 101-150		RPI 150+
17-23-0		0-8-0	0-1-0		OVERALL		4-4-0		4-4-0		9-6-0
3-5-0		0-0-0	0-0-0		HOME		1-1-0		2-4-0		0-0-0
7-9-0		0-5-0	0-1-0		AWAY		2-2-0		2-0-0		3-1-0
7-9-0		0-3-0	0-0-0		NEUTRAL		1-1-0		0-0-0		6-5-0
10-15-0		0-8-0	0-1-0		NON-CONFERENCE		1-1-0		2-0-0		7-5-0
0-0-0		0-0-0	0-0-0		HOME		0-0-0		0-0-0		0-0-0
3-6-0		0-5-0	0-0-		AWAY		0-0-0		2-0-0		1-0-0
7-9-0		0-3-0	0-0-0		NEUTRAL		1-1-0		0-0-0		6-5-0
7-8-0		0-0-0	0-0-0		CONFERENCE		3-3-0		2-4-0		2-1-0
3-5-0		0-0-0	0-0-0		HOME		1-1-0		2-4-0		0-0-0
4-3-0		0-0-0	0-0-0		AWAY		2-2-0		0-0-0		2-1-0
0-0-0		0-0-0	0-0-0		NEUTRAL		0-0-0		0-0-0		0-0-0
RPI S	Opponent	Score	RPI S	Opponent	Score	RPI S	Opponent	Score	RPI S	Opponent	Score
7 N	Oregon	3 4	41 A	Pittsburgh	0 7	71 A	Ohio	1 0	123 H	Northern Ill.	6 8
14 A	Alabama	3 5				71 H	Ohio	0 6	123 H	Northern Ill.	6 7
16 A	Kentucky	0 2				71 H	Ohio	7 1	123 H	Northern Ill.	6 5
17 N	California	7 8				73 A	Central Mich.	3 2	126 A	Evansville	8 2
23 A	Michigan	0 2				73 A	Central Mich.	0 1	126 A	Evansville	9 1
23 A	Michigan	3 11				73 A	Central Mich.	2 9	129 H	Miami (OH)	2 3
23 A	Michigan	0 3				80 N	Murray St.	14 5	129 H	Miami (OH)	3 2
23 N	Michigan	1 5				80 N	Murray St.	0 10	129 H	Miami (OH)	4 12
									163 A	Mercer	9 1
									164 N	Army West Point	0 1
									175 N	Dayton	2 3
									175 N	Dayton	2 3
									177 N	San Diego	6 2
									212 A	Eastern Mich.	6 3
									212 A	Eastern Mich.	5 6
									212 A	Eastern Mich.	11 3
									223 N	Manhattan	5 2
									231 N	Saint Mary's (CA)	0 4
									232 N	Albany (NY)	3 8
									238 N	Columbia	3 2
									246 N	Portland St.	9 1
									263 N	Drexel	5 2
									273 N	Stony Brook	11 3
			LAST 10 GAMES								
			129 H	Miami (OH)	3 2	123 H	Northern Ill.	6 7			
			129 H	Miami (OH)	2 3	123 H	Northern Ill.	6 5			
			129 H	Miami (OH)	4 12	71 H	Ohio	7 1			
			71 A	Ohio	1 0	71 H	Ohio	0 6			
			123 H	Northern Ill.	6 8	73 A	Central Mich.	3 2			

Non-Div. I Games:

Kent St.

FGCU

Average RPI Win: 176		WON-LOST RECORD		WINNING PCT. RANK		LAST 10 GAMES		STRENGTH OF SCHEDULE		OPP. STRENGTH OF SCHEDULE		TEAM RPI		ADJ RPI		CONF. RPI		ADJ CONF. RPI	
DIV. I ONLY		21-21-0		.5 138		3-7-0		103		100		120		.51424 118		5		6	
DIV. I NON-CONF.		18-15-0		.54545 115		0-2-0		168		99		118		.51093 115		7		9	
TOTALS		RPI 1-25		RPI 26-50		W-L RECORDS		RPI 51-100		RPI 101-150		RPI 150+							
21-21-0		0-2-0		1-9-0		OVERALL		3-5-0		3-2-0		14-3-0							
17-13-0		0-2-0		0-7-0		HOME		2-1-0		3-1-0		12-2-0							
1-3-0		0-0-0		0-0-0		AWAY		1-3-0		0-0-0		0-0-0							
3-5-0		0-0-0		1-2-0		NEUTRAL		0-1-0		0-1-0		2-1-0							
18-15-0		0-2-0		1-6-0		NON-CONFERENCE		2-3-0		1-1-0		14-3-0							
15-9-0		0-2-0		0-4-0		HOME		2-1-0		1-0-0		12-2-0							
0-1-0		0-0-0		0-0-		AWAY		0-1-0		0-0-0		0-0-0							
3-5-0		0-0-0		1-2-0		NEUTRAL		0-1-0		0-1-0		2-1-0							
3-6-0		0-0-0		0-3-0		CONFERENCE		1-2-0		2-1-0		0-0-0							
2-4-0		0-0-0		0-3-0		HOME		0-0-0		2-1-0		0-0-0							
1-2-0		0-0-0		0-0-0		AWAY		1-2-0		0-0-0		0-0-0							
0-0-0		0-0-0		0-0-0		NEUTRAL		0-0-0		0-0-0		0-0-0							
RPI	S	Opponent		Score		RPI	S	Opponent		Score		RPI	S	Opponent		Score			
8	H	Florida St.		1	13	34	N	Mississippi St.		3	6	63	H	Boston College		3	1		
8	H	Florida St.		0	7	39	H	Fla. Atlantic		2	3	65	A	UCF		3	5		
						39	H	Fla. Atlantic		3	8	65	H	UCF		1	5		
						44	H	Wisconsin		0	6	66	N	Cal St. Fullerton		1	4		
						45	H	USC Upstate		0	5	75	H	Hofstra		10	2		
						45	H	USC Upstate		0	3	83	A	North Florida		5	2		
						45	H	USC Upstate		4	5	83	A	North Florida		4	6		
						46	N	Fresno St.		4	3	83	A	North Florida		0	2		
						46	N	Fresno St.		0	9								
						47	H	FIU		1	6								
						LAST 10 GAMES													
						39	H	Fla. Atlantic		2	3	83	A	North Florida		5	2		
						39	H	Fla. Atlantic		3	8	83	A	North Florida		0	2		
						45	H	USC Upstate		0	5	83	A	North Florida		4	6		
						45	H	USC Upstate		4	5	137	H	Jacksonville		4	2		
						45	H	USC Upstate		0	3	137	H	Jacksonville		6	2		

Non-Div. I Games:

FGCU

D
e
P
a
u
l

DePaul

RPI	S	Opponent	Score	
280	N	Cleveland St.	4	0
280	N	Cleveland St.	13	5

DePaul

D
e
P
a
u
l

D
e
P
a
u
l

Average RPI Win:	187	WON-LOST RECORD	WINNING PCT. RANK	LAST 10 GAMES	STRENGTH OF SCHEDULE	OPP. STRENGTH OF SCHEDULE	TEAM RPI	ADJ RPI	CONF. RPI	ADJ CONF. RPI		
DIV. I ONLY		24-17-0	.58537	84	8-2-0	173	185	121	.51226	120	14	14
DIV. I NON-CONF.		15-14-0	.51724	128	1-0-0	205	203	164	.48793	159	14	14
<hr/>												
TOTALS	RPI 1-25	RPI 26-50		W-L RECORDS		RPI 51-100		RPI 101-150		RPI 150+		
24-17-0	0-0-0	1-4-0		OVERALL		4-4-0		3-4-0		16-5-0		
4-2-0	0-0-0	0-0-0		HOME		2-2-0		0-0-0		2-0-0		
8-8-0	0-0-0	1-4-0		AWAY		1-1-0		2-0-0		4-3-0		
12-7-0	0-0-0	0-0-0		NEUTRAL		1-1-0		1-4-0		10-2-0		
15-14-0	0-0-0	1-4-0		NON-CONFERENCE		2-2-0		1-4-0		11-4-0		
0-0-0	0-0-0	0-0-0		HOME		0-0-0		0-0-0		0-0-0		
3-7-0	0-0-0	1-0-		AWAY		1-1-0		0-0-0		1-2-0		
12-7-0	0-0-0	0-0-0		NEUTRAL		1-1-0		1-4-0		10-2-0		
9-3-0	0-0-0	0-0-0		CONFERENCE		2-2-0		2-0-0		5-1-0		
4-2-0	0-0-0	0-0-0		HOME		2-2-0		0-0-0		2-0-0		
5-1-0	0-0-0	0-0-0		AWAY		0-0-0		2-0-0		3-1-0		
0-0-0	0-0-0	0-0-0		NEUTRAL		0-0-0		0-0-0		0-0-0		
RPI	S	Opponent	Score	RPI	S	Opponent	Score	RPI	S	Opponent	Score	
				34	A	Mississippi St.	1 4	83	A	North Florida	2 6	
				38	A	Lipscomb	0 8	83	A	North Florida	14 12	
				38	A	Lipscomb	0 4	83	N	North Florida	2 4	
				43	A	Kennesaw St.	1 3	83	N	North Florida	4 3	
				43	A	Kennesaw St.	9 6	85	H	Belmont	3 4	
								85	H	Belmont	3 1	
								89	H	UT Martin	3 1	
								89	H	UT Martin	1 3	
										</		

Non-Div. I Games:

Eastern Ill.

RPI	S	Opponent	Score	
289	N	South Carolina St.	7	1

Eastern Ill.

E
a
s
t
e
r
n
I
l
l
.

E
a
s
t
e
r
n
I
l
l
.

Average RPI Win: 192		WON-LOST	WINNING	LAST 10	STRENGTH OF		OPP. STRENGTH	TEAM	ADJ	CONF.	ADJ CONF.
Average RPI Loss: 96		RECORD	PCT. RANK	GAMES	SCHEDULE		OF SCHEDULE	RPI	RPI	RPI	RPI
DIV. I ONLY		26-16-0	.61905	75	8-2-0		216	128	122	.5119	121
DIV. I NON-CONF.		10-13-0	.43478	170	1-0-0		138	69	146	.49524	143
TOTALS		RPI 1-25	RPI 26-50		W-L RECORDS		RPI 51-100		RPI 101-150		RPI 150+
26-16-0		1-3-0	0-2-0		OVERALL		1-1-0		5-6-0		19-4-0
11-4-0		0-0-0	0-0-0		HOME		0-0-0		4-3-0		7-1-0
10-6-0		1-3-0	0-2-0		AWAY		0-0-0		1-0-0		8-1-0
5-6-0		0-0-0	0-0-0		NEUTRAL		1-1-0		0-3-0		4-2-0
10-13-0		1-3-0	0-2-0		NON-CONFERENCE		1-1-0		1-4-0		7-3-0
4-2-0		0-0-0	0-0-0		HOME		0-0-0		0-1-0		4-1-0
2-5-0		1-3-0	0-0-		AWAY		0-0-0		1-0-0		0-0-0
4-6-0		0-0-0	0-0-0		NEUTRAL		1-1-0		0-3-0		3-2-0
16-3-0		0-0-0	0-0-0		CONFERENCE		0-0-0		4-2-0		12-1-0
7-2-0		0-0-0	0-0-0		HOME		0-0-0		4-2-0		3-0-0
8-1-0		0-0-0	0-0-0		AWAY		0-0-0		0-0-0		8-1-0
1-0-0		0-0-0	0-0-0		NEUTRAL		0-0-0		0-0-0		1-0-0
RPI S	Opponent	Score		RPI S	Opponent	Score		RPI S	Opponent	Score	
3 A	Arizona	0	7	37 A	Oklahoma St.	2	9	63 N	Boston College	5	6
10 A	Baylor	0	6	37 A	Oklahoma St.	3	5	86 N	UNI	6	5
25 A	Texas St.	1	0					107 H	Nicholls St.	5	4
25 A	Texas St.	3	8					107 H	Nicholls St.	2	4
								107 H	Nicholls St.	2	3
								110 N	Ball St.	3	5
								115 A	Texas Tech	5	1
								115 H	Texas Tech	1	2
								115 N	Texas Tech	0	3
								135 N	Drake	2	5
								145 H	Southeastern La.	3	2
								145 H	Southeastern La.	12	5
								145 H	Southeastern La.	7	0
								153 N	Iowa	1	2
								153 N	Iowa	3	1
								157 N	North Dakota St.	2	4
								158 A	Northwestern St.	0	5
								158 A	Northwestern St.	6	5
								158 A	Northwestern St.	4	1
								192 N	Tennessee Tech	10	5
								192 N	Tennessee Tech	5	4
								202 H	Northern Colo.	5	2
								202 H	Northern Colo.	3	5
								202 H	Northern Colo.	6	0
								224 A	Houston Baptist	10	0
								224 A	Houston Baptist	8	1
								224 A	Houston Baptist	6	5
								242 A	Incarnate Word	11	2
								242 A	Incarnate Word	4	3

RPI	S	Opponent	Score	
242	A	Incarnate Word	6	1
257	H	A&M-Corpus Christi	11	0
257	H	A&M-Corpus Christi	6	0
257	H	A&M-Corpus Christi	7	2
257	N	A&M-Corpus Christi	10	0
271	H	Prairie View	11	0
271	H	Prairie View	11	2

Abilene Christian

A
b
i
l
e
n
e
C
h
r
i
s
t
i
a
n

A
b
i
l
e
n
e
C
h
r
i
s
t
i
a
n

Average RPI Win: 189		WON-LOST	WINNING	LAST 10	STRENGTH OF		OPP. STRENGTH	TEAM	ADJ	CONF.	ADJ CONF.
Average RPI Loss: 53		RECORD	PCT. RANK	GAMES	SCHEDULE		OF SCHEDULE	RPI	RPI	RPI	RPI
DIV. I ONLY		21-22-0	.48837	146	91		87	117	.51129	122	3
DIV. I NON-CONF.		18-13-0	.58065	101	220		169	132	.49918	140	3
TOTALS		RPI 1-25	RPI 26-50		W-L RECORDS		RPI 51-100		RPI 101-150		RPI 150+
21-22-0		1-7-0	0-7-0		OVERALL		1-5-0		5-2-0		14-1-0
7-8-0		1-6-0	0-1-0		HOME		0-1-0		0-0-0		6-0-0
4-6-0		0-0-0	0-4-0		AWAY		1-1-0		3-1-0		0-0-0
10-8-0		0-1-0	0-2-0		NEUTRAL		0-3-0		2-1-0		8-1-0
18-13-0		0-2-0	0-4-0		NON-CONFERENCE		1-5-0		3-1-0		14-1-0
6-3-0		0-1-0	0-1-0		HOME		0-1-0		0-0-0		6-0-0
2-2-0		0-0-0	0-0-		AWAY		1-1-0		1-0-0		0-0-0
10-8-0		0-1-0	0-2-0		NEUTRAL		0-3-0		2-1-0		8-1-0
3-9-0		1-5-0	0-3-0		CONFERENCE		0-0-0		2-1-0		0-0-0
1-5-0		1-5-0	0-0-0		HOME		0-0-0		0-0-0		0-0-0
2-4-0		0-0-0	0-3-0		AWAY		0-0-0		2-1-0		0-0-0
0-0-0		0-0-0	0-0-0		NEUTRAL		0-0-0		0-0-0		0-0-0
RPI S	Opponent	Score	RPI S	Opponent	Score	RPI S	Opponent	Score	RPI S	Opponent	Score
10 H	Baylor	1 6	32 H	Tulsa	3 4	53 N	Georgia St.	4 5	115 A	Texas Tech	3 9
10 H	Baylor	1 5	32 N	Tulsa	1 2	61 H	Wichita St.	0 6	115 A	Texas Tech	5 4
10 H	Baylor	6 4	37 A	Oklahoma St.	0 1	63 N	Boston College	2 4	115 A	Texas Tech	8 5
12 H	LSU	2 10	37 A	Oklahoma St.	1 7	69 N	South Ala.	1 2	120 N	Eastern Ill.	4 0
13 H	Oklahoma	2 6	37 A	Oklahoma St.	1 7	83 A	North Florida	6 8	123 N	Northern Ill.	2 3
13 H	Oklahoma	7 16	40 A	SIUE	1 7	91 A	Stetson	4 0	128 A	Lamar University	1 0
13 H	Oklahoma	1 4	47 N	FIU	3 4				134 N	Purdue	4 3
20 N	James Madison	0 5							153 H	Iowa	6 2
									163 N	Mercer	5 4
									176 H	Omaha	12 4
									184 H	Southeast Mo. St.	6 5
									210 N	Akron	6 0
									210 N	Akron	2 1
									234 H	UMKC	5 3
									250 N	South Dakota St.	2 3
									250 N	South Dakota St.	8 0
									272 N	Alabama A&M	5 1
									275 H	Green Bay	12 0
									275 H	Green Bay	14 2
									285 N	Savannah St.	16 1
									285 N	Savannah St.	16 2
									289 N	South Carolina St.	8 0
			LAST 10 GAMES								
			13 H	Oklahoma	2 6	115 A	Texas Tech	5 4			
			13 H	Oklahoma	7 16	115 A	Texas Tech	8 5			
			13 H	Oklahoma	1 4	37 A	Oklahoma St.	1 7			
			61 H	Wichita St.	0 6	37 A	Oklahoma St.	0 1			
			115 A	Texas Tech	3 9	37 A	Oklahoma St.	1 7			

Non-Div. I Games:

Kansas

Average RPI Win: 174		WON-LOST	WINNING	LAST 10	STRENGTH OF		OPP. STRENGTH	TEAM	ADJ	CONF.	ADJ CONF.
Average RPI Loss: 124		RECORD	PCT. RANK	GAMES	SCHEDULE		OF SCHEDULE	RPI	RPI	RPI	RPI
DIV. I ONLY		21-16-0	.56757	97	6-4-0		166	167	125	.51113	123
DIV. I NON-CONF.		12-8-0	.6	90	0-0-0		194	152	107	.51547	107
TOTALS		RPI 1-25	RPI 26-50		W-L RECORDS		RPI 51-100		RPI 101-150		RPI 150+
21-16-0		0-1-0	1-0-0		OVERALL		0-5-0		7-5-0		13-5-0
6-2-0		0-0-0	0-0-0		HOME		0-0-0		2-0-0		4-2-0
5-8-0		0-0-0	0-0-0		AWAY		0-2-0		3-5-0		2-1-0
10-6-0		0-1-0	1-0-0		NEUTRAL		0-3-0		2-0-0		7-2-0
12-8-0		0-1-0	1-0-0		NON-CONFERENCE		0-3-0		4-2-0		7-2-0
1-0-0		0-0-0	0-0-0		HOME		0-0-0		1-0-0		0-0-0
1-4-0		0-0-0	0-0-		AWAY		0-2-0		1-2-0		0-0-0
10-4-0		0-1-0	1-0-0		NEUTRAL		0-1-0		2-0-0		7-2-0
9-8-0		0-0-0	0-0-0		CONFERENCE		0-2-0		3-3-0		6-3-0
5-2-0		0-0-0	0-0-0		HOME		0-0-0		1-0-0		4-2-0
4-4-0		0-0-0	0-0-0		AWAY		0-0-0		2-3-0		2-1-0
0-2-0		0-0-0	0-0-0		NEUTRAL		0-2-0		0-0-0		0-0-0
RPI S	Opponent	Score	RPI S	Opponent	Score	RPI S	Opponent	Score	RPI S	Opponent	Score
16 N	Kentucky	0 2	32 N	Tulsa	2 0	71 N	Ohio	3 4	110 A	Ball St.	2 3
						71 N	Ohio	2 3	110 A	Ball St.	4 6
						80 A	Murray St.	0 9	110 H	Ball St.	6 3
						80 A	Murray St.	5 7	113 A	Southern Ill.	9 3
						80 N	Murray St.	3 7	117 A	Kent St.	7 6
									117 A	Kent St.	8 6
									117 A	Kent St.	5 6
									122 N	Kansas	3 2
									126 A	Evansville	2 4
									128 A	Lamar University	2 4
									142 N	Ill.-Chicago	6 1
									149 H	Loyola Chicago	7 4
									170 N	Austin Peay	3 6
									170 N	Austin Peay	5 3
									179 N	South Dakota	4 1
									182 H	Bowling Green	7 3
									182 H	Bowling Green	10 5
									182 H	Bowling Green	5 11
									194 N	Rutgers	17 9
									194 N	Rutgers	6 2
									200 N	Western Ill.	1 2
									210 H	Akron	3 0
									210 H	Akron	3 10
									210 H	Akron	3 1
									226 A	Western Mich.	6 5
									226 A	Western Mich.	2 7
									226 A	Western Mich.	4 1
LAST 10 GAMES			LAST 10 GAMES			LAST 10 GAMES			LAST 10 GAMES		
			226 A	Western Mich.	4 1				117 A	Kent St.	7 6
			226 A	Western Mich.	2 7				117 A	Kent St.	5 6
			226 A	Western Mich.	6 5				110 A	Ball St.	4 6
			110 H	Ball St.	6 3				110 A	Ball St.	2 3
			117 A	Kent St.	8 6				182 H	Bowling Green	7 3

Non-Div. I Games:

Northern Ill.

RPI	S	Opponent	Score	
250	N	South Dakota St.	6	2
250	N	South Dakota St.	4	0
272	N	Alabama A&M	5	2

Northern Ill.

N
o
r
t
h
e
r
n
I
l
l
.

N
o
r
t
h
e
r
n
I
l
l
.

[illegible]

Non-Div. I Games:	Alderson Broaddus	10	2	Alderson Broaddus	12	0
-------------------	-------------------	----	---	-------------------	----	---

Morehead St.

Average RPI Win:		177	WON-LOST RECORD		WINNING PCT. RANK		LAST 10 GAMES		STRENGTH OF SCHEDULE		OPP. STRENGTH OF SCHEDULE		TEAM RPI		ADJ RPI		CONF. RPI		ADJ CONF. RPI				
DIV. I ONLY			23-23-0		.5	138	5-5-0		118		109		128		.51102		125		10		8		
DIV. I NON-CONF.			18-16-0		.52941	122	2-0-0		131		164		109		.51583		106		6		6		
TOTALS		RPI 1-25		RPI 26-50		W-L RECORDS		RPI 51-100		RPI 101-150		RPI 150+											
23-23-0		0-2-0		1-4-0		OVERALL		3-13-0		2-2-0		17-2-0											
16-9-0		0-2-0		1-2-0		HOME		2-3-0		1-1-0		12-1-0											
2-10-0		0-0-0		0-2-0		AWAY		1-7-0		1-1-0		0-0-0											
5-4-0		0-0-0		0-0-0		NEUTRAL		0-3-0		0-0-0		5-1-0											
18-16-0		0-2-0		1-4-0		NON-CONFERENCE		1-6-0		2-2-0		14-2-0											
12-7-0		0-2-0		1-2-0		HOME		1-1-0		1-1-0		9-1-0											
1-5-0		0-0-0		0-0-		AWAY		0-2-0		1-1-0		0-0-0											
5-4-0		0-0-0		0-0-0		NEUTRAL		0-3-0		0-0-0		5-1-0											
5-7-0		0-0-0		0-0-0		CONFERENCE		2-7-0		0-0-0		3-0-0											
4-2-0		0-0-0		0-0-0		HOME		1-2-0		0-0-0		3-0-0											
1-5-0		0-0-0		0-0-0		AWAY		1-5-0		0-0-0		0-0-0											
0-0-0		0-0-0		0-0-0		NEUTRAL		0-0-0		0-0-0		0-0-0											
RPI	S	Opponent		Score		RPI	S	Opponent		Score		RPI	S	Opponent		Score							
20	H	James Madison		2	10	26	A	Georgia		1	9	51	H	Fordham		3	2	105	H	Campbell		6	5
20	H	James Madison		1	12	26	A	Georgia		1	3	55	A	South Fla.		6	7	106	H	Elon		9	10
						33	H	North Carolina		0	4	55	A	South Fla.		7	9	115	A	Texas Tech		8	7
						41	H	Pittsburgh		2	5	55	A	South Fla.		0	3	130	A	Pacific		0	7
						41	H	Pittsburgh		8	3	57	H	Saint Francis (PA)		0	1	152	H	Virginia		10	1
												57	N	Saint Francis (PA)		0	11	152	H	Virginia		3	7
												57	N	Saint Francis (PA)		1	4	154	H	Virginia Tech		2	1
												64	N	Syracuse		6	9	156	N	Winthrop		14	6
												65	H	UCF		9	0	156	N	Winthrop		6	11
												65	H	UCF		0	3	161	H	Radford		5	0
												65	H	UCF		3	12	174	H	UConn		4	1
												72	A	Memphis		1	5	174	H	UConn		2	1
												72	A	Memphis		2	8	174	H	UConn		4	0
												72	A	Memphis		4	0	199	N	Seton Hall		15	14
												92	A	UNCW		3	6	199	N	Seton Hall		8	0
												92	A	UNCW		2	7	204	H	Youngstown St.		5	4
																		246	N	Portland St.		18	4
																		246	N	Portland St.		14	2
																		261	H	Bryant		9	5
																		261	H	Bryant		4	2
																		278	H	N.C. Central		4	0
																		280	H	Cleveland St.		7	0
																		294	H	Coppin St.		11	0
						LAST 10 GAMES																	
						174 H UConn		2	1	55 A South Fla.		6	7	294 H Coppin St.		11	0						
						174 H UConn		4	1	55 A South Fla.		0	3										
						174 H UConn		4	0	161 H Radford		5	0										
						278 H N.C. Central		4	0	65 H UCF		0	3										
						55 A South Fla.		7	9	65 H UCF		3	12										

Non-Div. I Games:

East Carolina

Average RPI Win: 158		WON-LOST	WINNING	LAST 10	STRENGTH OF		OPP. STRENGTH	TEAM	ADJ	CONF.	ADJ CONF.
Average RPI Loss: 85		RECORD	PCT. RANK	GAMES	SCHEDULE		OF SCHEDULE	RPI	RPI	RPI	RPI
DIV. I ONLY		18-23-0	.43902	166	65		81	124	.50961	126	13
DIV. I NON-CONF.		9-17-0	.34615	217	63		66	152	.48889	154	12
TOTALS		RPI 1-25	RPI 26-50		W-L RECORDS		RPI 51-100		RPI 101-150		RPI 150+
18-23-0		0-5-0	0-2-0		OVERALL		1-7-0		10-5-0		7-4-0
6-7-0		0-0-0	0-0-0		HOME		0-2-0		5-4-0		1-1-0
8-10-0		0-4-0	0-1-0		AWAY		1-4-0		5-1-0		2-0-0
4-6-0		0-1-0	0-1-0		NEUTRAL		0-1-0		0-0-0		4-3-0
9-17-0		0-5-0	0-2-0		NON-CONFERENCE		1-4-0		1-2-0		7-4-0
2-5-0		0-0-0	0-0-0		HOME		0-2-0		1-2-0		1-1-0
3-6-0		0-4-0	0-0-0		AWAY		1-1-0		0-0-0		2-0-0
4-6-0		0-1-0	0-1-0		NEUTRAL		0-1-0		0-0-0		4-3-0
9-6-0		0-0-0	0-0-0		CONFERENCE		0-3-0		9-3-0		0-0-0
4-2-0		0-0-0	0-0-0		HOME		0-0-0		4-2-0		0-0-0
5-4-0		0-0-0	0-0-0		AWAY		0-3-0		5-1-0		0-0-0
0-0-0		0-0-0	0-0-0		NEUTRAL		0-0-0		0-0-0		0-0-0
RPI S	Opponent	Score	RPI S	Opponent	Score	RPI S	Opponent	Score	RPI S	Opponent	Score
2 A	Auburn	3 5	37 A	Oklahoma St.	2 21	85 A	Belmont	3 2	101 H	Bradley	7 0
13 A	Oklahoma	3 13	40 N	SIUE	1 6	85 A	Belmont	0 14	101 H	Bradley	4 7
13 A	Oklahoma	4 5				86 A	UNI	4 12	101 H	Bradley	7 8
16 A	Kentucky	1 4				86 A	UNI	2 3	111 A	Missouri St.	6 4
23 N	Michigan	2 11				86 A	UNI	0 9	111 A	Missouri St.	1 2
						89 H	UT Martin	2 7	111 A	Missouri St.	3 1
						89 H	UT Martin	1 3	117 H	Kent St.	1 9
						95 N	Western Ky.	4 9	117 H	Kent St.	2 8
									123 H	Northern Ill.	4 2
									135 A	Drake	10 0
									135 A	Drake	13 5
									135 A	Drake	8 2
									149 H	Loyola Chicago	6 2
									149 H	Loyola Chicago	1 0
									149 H	Loyola Chicago	4 1
									158 N	Northwestern St.	8 7
									158 N	Northwestern St.	3 7
									159 N	Creighton	3 2
									159 N	Creighton	0 1
									163 N	Mercer	1 3
									170 H	Austin Peay	10 7
									170 H	Austin Peay	2 12
									175 N	Dayton	2 1
									263 N	Drexel	5 1
									265 A	Tennessee St.	8 1
									265 A	Tennessee St.	9 4
			LAST 10 GAMES								
			111 A	Missouri St.	6 4	135 A	Drake	13 5			
			111 A	Missouri St.	1 2	135 A	Drake	10 0			
			111 A	Missouri St.	3 1	135 A	Drake	8 2			
			89 H	UT Martin	1 3	170 H	Austin Peay	2 12			
			89 H	UT Martin	2 7	170 H	Austin Peay	10 7			

Non-Div. I Games:

Evansville

UNLV

Average RPI Win: 146		WON-LOST RECORD		WINNING PCT. RANK		LAST 10 GAMES		STRENGTH OF SCHEDULE		OPP. STRENGTH OF SCHEDULE		TEAM RPI		ADJ RPI		CONF. RPI		ADJ CONF. RPI	
DIV. I ONLY		20-19-0		.51282 134		2-7-0		116		129		123		.50905 127		8		9	
DIV. I NON-CONF.		16-11-0		.59259 93		0-2-0		201		122		113		.5097 117		10		10	
TOTALS		RPI 1-25		RPI 26-50		W-L RECORDS		RPI 51-100		RPI 101-150		RPI 150+							
20-19-0		0-1-0		0-2-0		OVERALL		7-7-0		4-5-0		9-4-0							
13-8-0		0-0-0		0-0-0		HOME		4-2-0		3-3-0		6-3-0							
3-7-0		0-0-0		0-2-0		AWAY		3-5-0		0-0-0		0-0-0							
4-4-0		0-1-0		0-0-0		NEUTRAL		0-0-0		1-2-0		3-1-0							
16-11-0		0-1-0		0-2-0		NON-CONFERENCE		4-1-0		3-3-0		9-4-0							
11-4-0		0-0-0		0-0-0		HOME		3-0-0		2-1-0		6-3-0							
1-3-0		0-0-0		0-0-		AWAY		1-1-0		0-0-0		0-0-0							
4-4-0		0-1-0		0-0-0		NEUTRAL		0-0-0		1-2-0		3-1-0							
4-8-0		0-0-0		0-0-0		CONFERENCE		3-6-0		1-2-0		0-0-0							
2-4-0		0-0-0		0-0-0		HOME		1-2-0		1-2-0		0-0-0							
2-4-0		0-0-0		0-0-0		AWAY		2-4-0		0-0-0		0-0-0							
0-0-0		0-0-0		0-0-0		NEUTRAL		0-0-0		0-0-0		0-0-0							
RPI	S	Opponent		Score		RPI	S	Opponent		Score		RPI	S	Opponent		Score			
7	N	Oregon		2 4		42	A	Oregon St.		0 9		52	H	Louisville		5 3			
						42	A	Oregon St.		2 9		62	A	Utah St.		2 6			
												62	A	Utah St.		8 5			
												62	A	Utah St.		2 10			
												68	A	Hawaii		1 6			
												68	A	Hawaii		6 3			
												86	H	UNI		8 7			
												94	H	Boise St.		1 5			
												94	H	Boise St.		1 6			
												94	H	Boise St.		8 4			
												98	H	Weber St.		6 5			
												100	A	Nevada		0 2			
												100	A	Nevada		2 7			
												100	A	Nevada		12 7			

Non-Div. I Games: Dixie St. 3 2

UNLV

[illegible]

Non-Div. I Games:

Lamar University

Average RPI Win:		186	WON-LOST		WINNING		LAST 10		STRENGTH OF		OPP. STRENGTH		TEAM		ADJ		CONF.		ADJ CONF.	
Average RPI Loss:		109	RECORD		PCT. RANK		GAMES		SCHEDULE		OF SCHEDULE		RPI		RPI		RPI		RPI	
DIV. I ONLY			23-17-0		.575		93		6-4-0		183		144		127		.50775		129	
DIV. I NON-CONF.			14-11-0		.56		110		0-0-0		183		147		123		.50605		125	
TOTALS		RPI 1-25		RPI 26-50		W-L RECORDS		RPI 51-100		RPI 101-150		RPI 150+								
23-17-0		0-1-0		0-4-0		OVERALL		2-2-0		3-6-0		18-4-0								
11-1-0		0-0-0		0-0-0		HOME		0-0-0		0-0-0		11-1-0								
6-8-0		0-0-0		0-2-0		AWAY		1-1-0		2-4-0		3-1-0								
6-8-0		0-1-0		0-2-0		NEUTRAL		1-1-0		1-2-0		4-2-0								
14-11-0		0-1-0		0-4-0		NON-CONFERENCE		2-2-0		1-2-0		11-2-0								
5-0-0		0-0-0		0-0-0		HOME		0-0-0		0-0-0		5-0-0								
3-3-0		0-0-0		0-0-		AWAY		1-1-0		0-0-0		2-0-0								
6-8-0		0-1-0		0-2-0		NEUTRAL		1-1-0		1-2-0		4-2-0								
9-6-0		0-0-0		0-0-0		CONFERENCE		0-0-0		2-4-0		7-2-0								
6-1-0		0-0-0		0-0-0		HOME		0-0-0		0-0-0		6-1-0								
3-5-0		0-0-0		0-0-0		AWAY		0-0-0		2-4-0		1-1-0								
0-0-0		0-0-0		0-0-0		NEUTRAL		0-0-0		0-0-0		0-0-0								
RPI	S	Opponent		Score		RPI	S	Opponent		Score		RPI	S	Opponent		Score				
18	N	BYU		2	6	27	N	Marshall		1	6	70	N	San Jose St.		14	4			
						33	A	North Carolina		7	8	85	N	Belmont		2	4			
						42	N	Oregon St.		0	9	95	A	Western Ky.		6	7			
						48	A	San Diego St.		4	10	95	A	Western Ky.		3	1			

RPI	S	Opponent	Score	
248	H	Detroit Mercy	9	1
248	H	Detroit Mercy	4	1
268	H	Fort Wayne	11	2
275	N	Green Bay	10	7

Miami (OH)

M
i
a
m
i
(
O
H
)

M
i
a
m
i
(
O
H
)

P
a
c
i
f
i
c

Pacific

Average RPI Win: 209		WON-LOST RECORD		WINNING PCT. RANK		LAST 10 GAMES		STRENGTH OF SCHEDULE		OPP. STRENGTH OF SCHEDULE		TEAM RPI		ADJ RPI		CONF. RPI		ADJ CONF. RPI	
DIV. I ONLY		23-17-0		.575 93		8-2-0		172		191		129		.50422 131		20		21	
DIV. I NON-CONF.		16-15-0		.51613 129		2-1-0		145		204		127		.5 137		22		22	
TOTALS		RPI 1-25		RPI 26-50		W-L RECORDS		RPI 51-100		RPI 101-150		RPI 150+							
23-17-0		0-3-0		0-5-0		OVERALL		0-0-0		2-2-0		21-7-0							
12-7-0		0-0-0		0-2-0		HOME		0-0-0		2-0-0		10-5-0							
7-6-0		0-3-0		0-0-0		AWAY		0-0-0		0-2-0		7-1-0							
4-4-0		0-0-0		0-3-0		NEUTRAL		0-0-0		0-0-0		4-1-0							
16-15-0		0-3-0		0-5-0		NON-CONFERENCE		0-0-0		2-2-0		14-5-0							
10-6-0		0-0-0		0-2-0		HOME		0-0-0		2-0-0		8-4-0							
2-5-0		0-3-0		0-0-		AWAY		0-0-0		0-2-0		2-0-0							
4-4-0		0-0-0		0-3-0		NEUTRAL		0-0-0		0-0-0		4-1-0							
7-2-0		0-0-0		0-0-0		CONFERENCE		0-0-0		0-0-0		7-2-0							
2-1-0		0-0-0		0-0-0		HOME		0-0-0		0-0-0		2-1-0							
5-1-0		0-0-0		0-0-0		AWAY		0-0-0		0-0-0		5-1-0							
0-0-0		0-0-0		0-0-0		NEUTRAL		0-0-0		0-0-0		0-0-0							
RPI S	Opponent	Score		RPI S	Opponent	Score		RPI S	Opponent	Score		RPI S	Opponent	Score					
8 A	Florida St.	1	5	27 N	Marshall	4	5					103 A	Charlotte	1	4				
8 A	Florida St.	1	9	38 N	Lipscomb	1	2					103 A	Charlotte	2	16				
22 A	South Carolina	0	8	38 N	Lipscomb	2	5					105 H	Campbell	5	3				
				45 H	USC Upstate	1	3					147 H	Towson	12	0				
				45 H	USC Upstate	0	3					156 A	Winthrop	6	0				
												156 A	Winthrop	5	2				
												161 H	Radford	1	2				
												163 H	Mercer	4	3				
												163 H	Mercer	1	0				
												163 H	Mercer	0	1				
												169 H	Toledo	1	0				
												175 H	Dayton	0	2				
												190 A	Samford	4	5				
												190 A	Samford	6	5				
												190 A	Samford	9	0				
												204 H	Youngstown St.	9	1				
												204 H	Youngstown St.	4	1				
												216 H	Presbyterian	4	5				
												217 H	Georgetown	11	6				
												232 N	Albany (NY)	2	5				
												232 N	Albany (NY)	3	1				
												233 H	Colgate	3	2				
												237 A	Western Caro.	7	6				
												237 A	Western Caro.	5	2				
												237 A	Western Caro.	4	2				
												22 A	South Carolina	0	8				
												241 N	Florida A&M	3	1				
												241 N	Florida A&M	4	0				
LAST 10 GAMES				163 H	Mercer	0	1	237 A	Western Caro.	7	6	237 A	Western Caro.	5	2				
				163 H	Mercer	4	3	237 A	Western Caro.	5	2	237 A	Western Caro.	4	2				
				163 H	Mercer	1	0	237 A	Western Caro.	4	2	237 A	Western Caro.	3	1				
				156 A	Winthrop	5	2	190 A	Samford	9	0	241 N	Florida A&M	4	0				
				156 A	Winthrop	6	0												

Non-Div. I Games:

Furman

RPI	S	Opponent	Score	
244	H	Delaware St.	5	0
245	H	Sacred Heart	7	4
256	H	Canisius	0	3
293	H	Howard	8	0
293	N	Howard	9	0

Furman

F
u
r
m
a
n

F
u
r
m
a
n

Average RPI Win: 181		WON-LOST RECORD		WINNING PCT. RANK		LAST 10 GAMES		STRENGTH OF SCHEDULE		OPP. STRENGTH OF SCHEDULE		TEAM RPI		ADJ RPI		CONF. RPI		ADJ CONF. RPI	
DIV. I ONLY		24-19-0		.55814 108		8-2-0		194		115		131		.50404 132		21		20	
DIV. I NON-CONF.		15-16-0		.48387 139		0-0-0		149		81		130		.50343 129		19		19	
TOTALS		RPI 1-25		RPI 26-50		W-L RECORDS		RPI 51-100		RPI 101-150		RPI 150+							
24-19-0		0-4-0		0-1-0		OVERALL		2-4-0		3-2-0		19-8-0							
13-4-0		0-0-0		0-0-0		HOME		1-1-0		0-0-0		12-3-0							
4-4-0		0-0-0		0-1-0		AWAY		0-2-0		0-0-0		4-1-0							
7-11-0		0-4-0		0-0-0		NEUTRAL		1-1-0		3-2-0		3-4-0							
15-16-0		0-4-0		0-1-0		NON-CONFERENCE		2-4-0		3-2-0		10-5-0							
6-2-0		0-0-0		0-0-0		HOME		1-1-0		0-0-0		5-1-0							
2-3-0		0-0-0		0-0-		AWAY		0-2-0		0-0-0		2-0-0							
7-11-0		0-4-0		0-0-0		NEUTRAL		1-1-0		3-2-0		3-4-0							
9-3-0		0-0-0		0-0-0		CONFERENCE		0-0-0		0-0-0		9-3-0							
7-2-0		0-0-0		0-0-0		HOME		0-0-0		0-0-0		7-2-0							
2-1-0		0-0-0		0-0-0		AWAY		0-0-0		0-0-0		2-1-0							
0-0-0		0-0-0		0-0-0		NEUTRAL		0-0-0		0-0-0		0-0-0							
RPI S	Opponent	Score		RPI S	Opponent	Score		RPI S	Opponent	Score		RPI S	Opponent	Score					
7 N	Oregon	0	1	32 A	Tulsa	1	3	61 N	Wichita St.	3	1	115 N	Texas Tech	8	5				
7 N	Oregon	0	6					62 N	Utah St.	2	8	127 N	UNLV	6	2				
15 N	Utah	2	5					68 A	Hawaii	3	9	127 N	UNLV	4	5				
17 N	California	0	7					86 A	UNI	2	10	127 N	UNLV	6	0				
								94 H	Boise St.	3	1	135 N	Drake	5	7				
								94 H	Boise St.	3	4	165 A	Sacramento St.	3	5				
												165 A	Sacramento St.	3	2				
												165 A	Sacramento St.	3	2				
												169 N	Toledo	8	6				
												176 N	Omaha	5	9				
												176 N	Omaha	4	7				
												186 H	Seattle U	9	8				
												186 H	Seattle U	12	4				
												186 H	Seattle U	4	3				
												186 N	Seattle U	3	6				
												186 N	Seattle U	0	2				
												188 H	North Dakota	3	5				
												188 H	North Dakota	2	0				
												188 H	North Dakota	6	2				
												197 H	Maine	5	2				
												197 H	Maine	10	1				
												197 H	Maine	4	7				
												202 H	Northern Colo.	1	0				
												202 H	Northern Colo.	11	5				
												202 H	Northern Colo.	9	4				
												219 N	Utah Valley	9	6				
												229 H	Southern Utah	0	2				
												229 H	Southern Utah	0	2				

Non-Div. I Games:

Montana

RPI	S	Opponent	Score	
229	H	Southern Utah	5	2
229	H	Southern Utah	8	3
230	A	Santa Clara	8	1
230	A	Santa Clara	7	2
250	N	South Dakota St.	6	5

Montana

M
o
n
t
a
n
a

M
o
n
t
a
n
a

Average RPI Win: 158		WON-LOST	WINNING	LAST 10	STRENGTH OF		OPP. STRENGTH	TEAM	ADJ		CONF.	ADJ CONF.
Average RPI Loss: 69		RECORD	PCT. RANK	GAMES	SCHEDULE		OF SCHEDULE	RPI	RPI		RPI	RPI
DIV. I ONLY		16-26-0	.38095	213	3-7-0		62	59	139		.50316	133
DIV. I NON-CONF.		14-22-0	.38889	196	1-3-0		48	49	125		.50833	123
TOTALS		RPI 1-25	RPI 26-50		W-L RECORDS		RPI 51-100		RPI 101-150		RPI 150+	
16-26-0		0-8-0	0-3-0		OVERALL		6-8-0		1-4-0		9-3-0	
8-18-0		0-5-0	0-1-0		HOME		2-6-0		0-4-0		6-2-0	
4-2-0		0-0-0	0-0-0		AWAY		1-1-0		1-0-0		2-1-0	
4-6-0		0-3-0	0-2-0		NEUTRAL		3-1-0		0-0-0		1-0-0	
14-22-0		0-5-0	0-3-0		NON-CONFERENCE		6-8-0		1-4-0		7-2-0	
8-15-0		0-2-0	0-1-0		HOME		2-6-0		0-4-0		6-2-0	
2-1-0		0-0-0	0-0-0		AWAY		1-1-0		1-0-0		0-0-0	
4-6-0		0-3-0	0-2-0		NEUTRAL		3-1-0		0-0-0		1-0-0	
2-4-0		0-3-0	0-0-0		CONFERENCE		0-0-0		0-0-0		2-1-0	
0-3-0		0-3-0	0-0-0		HOME		0-0-0		0-0-0		0-0-0	
2-1-0		0-0-0	0-0-0		AWAY		0-0-0		0-0-0		2-1-0	
0-0-0		0-0-0	0-0-0		NEUTRAL		0-0-0		0-0-0		0-0-0	
RPI S	Opponent	Score	RPI S	Opponent	Score	RPI S	Opponent	Score	RPI S	Opponent	Score	
3 H	Arizona	0 10	30 N	Ole Miss	0 2	59 A	Long Beach St.	2 3	104 H	Michigan St.	0 3	
13 H	Oklahoma	4 6	30 N	Ole Miss	1 8	59 A	Long Beach St.	6 1	104 H	Michigan St.	5 7	
15 N	Utah	2 6	31 H	Texas	2 8	62 N	Utah St.	5 9	104 H	Michigan St.	5 7	
17 N	California	4 7				62 N	Utah St.	3 1	116 A	UC Riverside	3 2	
18 H	BYU	1 5				66 H	Cal St. Fullerton	2 4	119 H	DePaul	7 12	
18 H	BYU	0 8				66 H	Cal St. Fullerton	0 3	157 N	North Dakota St.	5 2	
18 H	BYU	0 2				66 H	Cal St. Fullerton	5 9	165 H	Sacramento St.	2 7	
24 N	Arkansas	2 15				67 N	CSUN	2 1	178 H	Boston U.	1 3	
						70 H	San Jose St.	0 10	178 H	Boston U.	6 2	
						78 N	Liberty	10 8	188 H	North Dakota	9 1	
						94 H	Boise St.	0 5	213 H	Dartmouth	19 2	
						96 H	UC Santa Barbara	1 7	213 H	Dartmouth	8 0	
						96 H	UC Santa Barbara	6 2	230 A	Santa Clara	0 1	
						96 H	UC Santa Barbara	9 5	230 A	Santa Clara	7 0	
									230 A	Santa Clara	1 0	
									261 H	Bryant	8 5	
									291 H	Hartford	11 5	
LAST 10 GAMES												
						230 A	Santa Clara	7 0	18 H	BYU	0 8	
						230 A	Santa Clara	0 1	96 H	UC Santa Barbara	6 2	
						230 A	Santa Clara	1 0	96 H	UC Santa Barbara	1 7	
						18 H	BYU	1 5	70 H	San Jose St.	0 10	
						18 H	BYU	0 2	59 A	Long Beach St.	2 3	

Non-Div. I Games:

Loyola Marymount

Average RPI Win: 160		WON-LOST	WINNING	LAST 10	STRENGTH OF		OPP. STRENGTH	TEAM	ADJ	CONF.	ADJ CONF.
Average RPI Loss: 77		RECORD	PCT. RANK	GAMES	SCHEDULE		OF SCHEDULE	RPI	RPI	RPI	RPI
DIV. I ONLY		17-29-0	.36957	221	2-8-0		45	101	133	.50228	134
DIV. I NON-CONF.		11-21-0	.34375	219	0-0-0		47	115	158	.48808	157
TOTALS		RPI 1-25	RPI 26-50		W-L RECORDS		RPI 51-100		RPI 101-150		RPI 150+
17-29-0	0-5-0	1-7-0		OVERALL		2-9-0		4-3-0		10-5-0	
6-4-0	0-0-0	1-2-0		HOME		0-0-0		3-0-0		2-2-0	
2-9-0	0-4-0	0-2-0		AWAY		1-2-0		1-1-0		0-0-0	
9-16-0	0-1-0	0-3-0		NEUTRAL		1-7-0		0-2-0		8-3-0	
11-21-0	0-2-0	0-5-0		NON-CONFERENCE		2-9-0		0-2-0		9-3-0	
1-0-0	0-0-0	0-0-0		HOME		0-0-0		0-0-0		1-0-0	
1-5-0	0-1-0	0-0-		AWAY		1-2-0		0-0-0		0-0-0	
9-16-0	0-1-0	0-3-0		NEUTRAL		1-7-0		0-2-0		8-3-0	
6-8-0	0-3-0	1-2-0		CONFERENCE		0-0-0		4-1-0		1-2-0	
5-4-0	0-0-0	1-2-0		HOME		0-0-0		3-0-0		1-2-0	
1-4-0	0-3-0	0-0-0		AWAY		0-0-0		1-1-0		0-0-0	
0-0-0	0-0-0	0-0-0		NEUTRAL		0-0-0		0-0-0		0-0-0	
RPI S	Opponent	Score	RPI S	Opponent	Score	RPI S	Opponent	Score	RPI S	Opponent	Score
3 N	Arizona	1 13	33 A	North Carolina	1 10	52 N	Louisville	5 6	103 N	Charlotte	1 2
19 A	Illinois	1 9	33 A	North Carolina	0 5	52 N	Louisville	1 9	104 H	Michigan St.	2 1
19 A	Illinois	6 7	35 N	Notre Dame	1 6	55 A	South Fla.	2 0	104 H	Michigan St.	4 3
19 A	Illinois	4 11	44 H	Wisconsin	1 3	58 N	Cal Poly	1 2	104 H	Michigan St.	13 6
21 A	Arizona St.	0 3	44 H	Wisconsin	2 5	68 A	Hawaii	1 2	114 A	Indiana	0 4
			44 H	Wisconsin	5 4	68 A	Hawaii	1 4	114 A	Indiana	2 1
			45 N	USC Upstate	0 7	69 N	South Ala.	2 5	122 N	Kansas	3 4
			46 N	Fresno St.	0 4	84 N	Stanford	6 10	153 H	Iowa	4 2
						84 N	Stanford	9 16	153 H	Iowa	3 8
						96 N	UC Santa Barbara	6 4	153 H	Iowa	0 5
						97 N	Houston	2 8	160 N	LIU Brooklyn	5 21
									162 N	Villanova	2 0
									172 N	Saint Joseph's	3 2
									174 N	UConn	6 1
									187 N	Harvard	3 7
									187 N	Harvard	8 3
									231 N	Saint Mary's (CA)	6 1
									235 N	Marist	8 6
									235 N	Marist	1 4
									261 N	Bryant	6 0
									264 N	Mt. St. Mary's	10 2
									268 H	Fort Wayne	10 0
			LAST 10 GAMES								
			44 H	Wisconsin	1 3	19 A	Illinois	6 7			
			44 H	Wisconsin	5 4	19 A	Illinois	4 11			
			44 H	Wisconsin	2 5	19 A	Illinois	1 9			
			114 A	Indiana	2 1	153 H	Iowa	3 8			
			114 A	Indiana	0 4	153 H	Iowa	0 5			

Non-Div. I Games:

Purdue

Drake

Drake

Non-Div. I Games:

Tie, Loss, Non-Conf, S Site, H Home, A Away, N Neutral Page 167

Average RPI Win:		208	WON-LOST RECORD		WINNING PCT. RANK	LAST 10 GAMES		STRENGTH OF SCHEDULE		OPP. STRENGTH OF SCHEDULE	TEAM RPI	ADJ RPI	CONF. RPI	ADJ CONF. RPI			
Average RPI Loss:		82															
DIV. I ONLY			23-19-0		.54762	114	3-7-0		186	124	134	.49964	137	5	6		
DIV. I NON-CONF.			20-13-0		.60606	89	0-1-0		256	174	147	.49023	149	7	9		
TOTALS		RPI 1-25		RPI 26-50		W-L RECORDS		RPI 51-100		RPI 101-150		RPI 150+					
23-19-0		0-3-0		2-5-0		OVERALL		1-4-0		1-5-0		19-2-0					
17-6-0		0-1-0		1-2-0		HOME		0-2-0		0-0-0		16-1-0					
2-10-0		0-2-0		1-3-0		AWAY		0-1-0		1-4-0		0-0-0					
4-3-0		0-0-0		0-0-0		NEUTRAL		1-1-0		0-1-0		3-1-0					
20-13-0		0-3-0		0-1-0		NON-CONFERENCE		1-4-0		0-3-0		19-2-0					
16-4-0		0-1-0		0-0-0		HOME		0-2-0		0-0-0		16-1-0					
0-6-0		0-2-0		0-0-		AWAY		0-1-0		0-2-0		0-0-0					
4-3-0		0-0-0		0-0-0		NEUTRAL		1-1-0		0-1-0		3-1-0					
3-6-0		0-0-0		2-4-0		CONFERENCE		0-0-0		1-2-0		0-0-0					
1-2-0		0-0-0		1-2-0		HOME		0-0-0		0-0-0		0-0-0					
2-4-0		0-0-0		1-2-0		AWAY		0-0-0		1-2-0		0-0-0					
0-0-0		0-0-0		0-0-0		NEUTRAL		0-0-0		0-0-0		0-0-0					
RPI	S	Opponent		Score		RPI	S	Opponent		Score		RPI	S	Opponent		Score	
1	H	Florida		0	6	38	H	Lipscomb		1	0	55	A	South Fla.		6	9
14	A	Alabama		0	7	38	H	Lipscomb		1	2	55	H	South Fla.		2	5
14	A	Alabama		0	10	38	H	Lipscomb		3	4	76	H	Col. of Charleston		3	5
						43	A	Kennesaw St.		6	5	84	N	Stanford		6	4
						43	A	Kennesaw St.		1	7	84	N	Stanford		4	8
						43	A	Kennesaw St.		3	6						
						47	A	FIU		1	3						

Non-Div. I Games:

Jacksonville

Average RPI Win: 168		WON-LOST RECORD		WINNING PCT. RANK		LAST 10 GAMES		STRENGTH OF SCHEDULE		OPP. STRENGTH OF SCHEDULE		TEAM RPI		ADJ RPI		CONF. RPI		ADJ CONF. RPI	
DIV. I ONLY		16-25-0		.39024 206		4-6-0		83		53		141		.49826 138		7		5	
DIV. I NON-CONF.		12-15-0		.44444 167		0-0-0		136		57		141		.49992 138		5		5	
TOTALS		RPI 1-25		RPI 26-50		W-L RECORDS		RPI 51-100		RPI 101-150		RPI 150+							
16-25-0		1-7-0		1-3-0		OVERALL		0-8-0		3-5-0		11-2-0							
3-2-0		0-0-0		1-1-0		HOME		0-0-0		2-1-0		0-0-0							
4-15-0		1-7-0		0-1-0		AWAY		0-6-0		0-0-0		3-1-0							
9-8-0		0-0-0		0-1-0		NEUTRAL		0-2-0		1-4-0		8-1-0							
12-15-0		1-4-0		0-2-0		NON-CONFERENCE		0-5-0		0-2-0		11-2-0							
0-0-0		0-0-0		0-0-0		HOME		0-0-0		0-0-0		0-0-0							
4-9-0		1-4-0		0-0-		AWAY		0-3-0		0-0-0		3-1-0							
8-6-0		0-0-0		0-1-0		NEUTRAL		0-2-0		0-2-0		8-1-0							
4-10-0		0-3-0		1-1-0		CONFERENCE		0-3-0		3-3-0		0-0-0							
3-2-0		0-0-0		1-1-0		HOME		0-0-0		2-1-0		0-0-0							
0-6-0		0-3-0		0-0-0		AWAY		0-3-0		0-0-0		0-0-0							
1-2-0		0-0-0		0-0-0		NEUTRAL		0-0-0		1-2-0		0-0-0							
RPI S	Opponent	Score		RPI S	Opponent	Score		RPI S	Opponent	Score		RPI S	Opponent	Score					
4 A	Washington	1	9	36 H	Ohio St.	7	10	56 N	McNeese	0	6	104 N	Michigan St.	7	3				
4 A	Washington	0	15	36 H	Ohio St.	2	1	56 N	McNeese	1	4	104 N	Michigan St.	4	6				
4 A	Washington	1	13	37 N	Oklahoma St.	0	1	60 A	Nebraska	1	2	104 N	Michigan St.	3	11				
12 A	LSU	1	14	41 A	Pittsburgh	1	7	60 A	Nebraska	4	5	105 N	Campbell	5	9				
12 A	LSU	7	3					60 A	Nebraska	4	6	114 H	Indiana	3	2				
23 A	Michigan	0	17					74 A	Colorado St.	5	6	114 H	Indiana	1	6				
23 A	Michigan	0	8					74 A	Colorado St.	0	4	114 H	Indiana	2	1				
23 A	Michigan	0	3					81 A	Coastal Caro.	1	3	123 N	Morehead St.	0	1				
												154 N	Virginia Tech	1	0				
												154 N	Virginia Tech	7	1				
												166 A	Georgia Tech	3	2				
												166 A	Georgia Tech	8	3				
												179 N	South Dakota	6	2				
												201 A	George Washington	4	2				
												201 A	George Washington	2	7				
												205 N	Idaho St.	6	12				
												205 N	Idaho St.	5	2				
												260 N	Niagara	7	1				
												260 N	Niagara	13	4				
												277 N	Buffalo	14	1				
												280 N	Cleveland St.	9	0				
				LAST 10 GAMES															
				60 A	Nebraska	4	6	104 N	Michigan St.	4	6								
				60 A	Nebraska	4	5	104 N	Michigan St.	3	11								
				60 A	Nebraska	1	2	104 N	Michigan St.	7	3								
				36 H	Ohio St.	7	10	114 H	Indiana	2	1								
				36 H	Ohio St.	2	1	114 H	Indiana	3	2								

Non-Div. I Games:

Penn St.

Average RPI Win:		184	WON-LOST RECORD		WINNING PCT. RANK		LAST 10 GAMES		STRENGTH OF SCHEDULE		OPP. STRENGTH OF SCHEDULE		TEAM RPI		ADJ RPI		CONF. RPI		ADJ CONF. RPI				
Average RPI Loss:		75																					
DIV. I ONLY			20-17-0		.54054	118	9-1-0		206		54		138		.49825	139	22		22				
DIV. I NON-CONF.			12-16-0		.42857	171	1-0-0		170		14		157		.4871	161	21		21				
TOTALS		RPI 1-25		RPI 26-50		W-L RECORDS		RPI 51-100		RPI 101-150		RPI 150+											
20-17-0		0-5-0		0-3-0		OVERALL		0-4-0		7-3-0		13-2-0											
11-5-0		0-1-0		0-1-0		HOME		0-0-0		4-2-0		7-1-0											
5-7-0		0-2-0		0-0-0		AWAY		0-3-0		0-1-0		5-1-0											
4-5-0		0-2-0		0-2-0		NEUTRAL		0-1-0		3-0-0		1-0-0											
12-16-0		0-5-0		0-3-0		NON-CONFERENCE		0-4-0		7-3-0		5-1-0											
5-5-0		0-1-0		0-1-0		HOME		0-0-0		4-2-0		1-1-0											
3-6-0		0-2-0		0-0-		AWAY		0-3-0		0-1-0		3-0-0											
4-5-0		0-2-0		0-2-0		NEUTRAL		0-1-0		3-0-0		1-0-0											
8-1-0		0-0-0		0-0-0		CONFERENCE		0-0-0		0-0-0		8-1-0											
6-0-0		0-0-0		0-0-0		HOME		0-0-0		0-0-0		6-0-0											
2-1-0		0-0-0		0-0-0		AWAY		0-0-0		0-0-0		2-1-0											
0-0-0		0-0-0		0-0-0		NEUTRAL		0-0-0		0-0-0		0-0-0											
RPI	S	Opponent		Score		RPI	S	Opponent		Score		RPI	S	Opponent		Score							
9	H	Tennessee		0	9	37	N	Oklahoma St.		4	7	60	A	Nebraska		3	9	101	H	Bradley		3	5
12	N	LSU		0	9	42	H	Oregon St.		2	6	60	A	Nebraska		1	4	113	N	Southern Ill.		1	0
21	A	Arizona St.		2	5	48	N	San Diego St.		2	10	60	A	Nebraska		6	7	113	N	Southern Ill.		7	4
21	A	Arizona St.		3	7							99	N	North Carolina St.		4	7	119	H	DePaul		8	1
23	N	Michigan		4	5													119	N	DePaul		4	1
																		127	A	UNLV		0	1
																		141	H	New Mexico		8	0
																		146	H	UTSA		3	11
																		146	H	UTSA		4	1
																		146	H	UTSA		9	1
																		176	A	Omaha		14	6
																		186	A	Seattle U		14	6
																		186	A	Seattle U		6	4
																		186	A	Seattle U		2	6
																		202	H	Northern Colo.		10	2
																		218	A	UTEP		13	4
																		218	A	UTEP		8	4
																		218	H	UTEP		3	5
																		219	H	Utah Valley		4	3
																		219	H	Utah Valley		8	5
																		219	H	Utah Valley		7	3
																		234	H	UMKC		8	0
																		234	H	UMKC		5	2
																		234	H	UMKC		11	3
																		246	N	Portland St.		8	7

Average RPI Win:		184	WON-LOST RECORD		WINNING PCT. RANK		LAST 10 GAMES		STRENGTH OF SCHEDULE		OPP. STRENGTH OF SCHEDULE		TEAM RPI		ADJ RPI		CONF. RPI		ADJ CONF. RPI				
DIV. I ONLY			19-18-0		.51351 131		7-3-0		141		182		136		.49659 140		23		23				
DIV. I NON-CONF.			11-15-0		.42308 174		1-1-0		164		159		179		.47216 182		23		23				
TOTALS		RPI 1-25		RPI 26-50		W-L RECORDS		RPI 51-100		RPI 101-150		RPI 150+											
19-18-0		0-2-0		0-2-0		OVERALL		2-5-0		3-2-0		14-7-0											
5-2-0		0-0-0		0-0-0		HOME		2-1-0		0-0-0		3-1-0											
8-6-0		0-2-0		0-1-0		AWAY		0-0-0		2-1-0		6-2-0											
6-10-0		0-0-0		0-1-0		NEUTRAL		0-4-0		1-1-0		5-4-0											
11-15-0		0-2-0		0-2-0		NON-CONFERENCE		0-4-0		3-2-0		8-5-0											
3-1-0		0-0-0		0-0-0		HOME		0-0-0		0-0-0		3-1-0											
2-4-0		0-2-0		0-0-		AWAY		0-0-0		2-1-0		0-0-0											
6-10-0		0-0-0		0-1-0		NEUTRAL		0-4-0		1-1-0		5-4-0											
8-3-0		0-0-0		0-0-0		CONFERENCE		2-1-0		0-0-0		6-2-0											
2-1-0		0-0-0		0-0-0		HOME		2-1-0		0-0-0		0-0-0											
6-2-0		0-0-0		0-0-0		AWAY		0-0-0		0-0-0		6-2-0											
0-0-0		0-0-0		0-0-0		NEUTRAL		0-0-0		0-0-0		0-0-0											
RPI	S	Opponent		Score		RPI	S	Opponent		Score		RPI	S	Opponent		Score							
10	A	Baylor		2	3	34	A	Mississippi St.		1	4	51	H	Fordham		12	4	109	N	Lehigh		6	1
10	A	Baylor		0	8	40	N	SIUE		2	8	51	H	Fordham		4	7	113	N	Southern Ill.		0	7
												51	H	Fordham		5	4	130	A	Pacific		5	2
												57	N	Saint Francis (PA)		1	3	144	A	UC Davis		2	3
												57	N	Saint Francis (PA)		4	5	144	A	UC Davis		9	5
												70	N	San Jose St.		0	3	167	N	Iowa St.		6	4
												73	N	Central Mich.		0	11	178	H	Boston U.		3	1
																		178	H	Boston U.		6	4
																		190	N	Samford		13	0
																		190	N	Samford		5	9
																		193	N	Central Ark.		1	2
																		193	N	Central Ark.		1	11
																		195	A	Saint Louis		4	2
																		195	A	Saint Louis		0	1
																		195	A	Saint Louis		3	1
																		199	N	Seton Hall		1	0
																		201	A	George Washington		1	4
																		201	A	George Washington		4	0
																		201	A	George Washington		4	3
																		221	N	Oakland		1	2
																		249	A	Rhode Island		9	5
																		249	A	Rhode Island		5	3
																		259	N	Robert Morris		2	0
																		262	N	Siena		8	5
																		286	H	Fairleigh Dickinson		3	4
																		286	H	Fairleigh Dickinson		5	1
																		286	H	Fairleigh Dickinson		3	4
						LAST 10 GAMES																	
												51	H	Fordham		4	7	195	A	Saint Louis		0	1
												51	H	Fordham		12	4	195	A	Saint Louis		4	2
												51	H	Fordham		5	4	195	A	Saint Louis		3	1
												249	A	Rhode Island		5	3	286	H	Fairleigh Dickinson		5	1
												249	A	Rhode Island		9	5	286	H	Fairleigh Dickinson		3	4

Non-Div. I Games:

Massachusetts

Average RPI Win:		172	WON-LOST RECORD		WINNING PCT. RANK		LAST 10 GAMES		STRENGTH OF SCHEDULE		OPP. STRENGTH OF SCHEDULE		TEAM RPI		ADJ RPI		CONF. RPI		ADJ CONF. RPI				
DIV. I ONLY			19-18-0		.51351	131	4-6-0		188		91		143		.49608		141	8		9			
DIV. I NON-CONF.			14-11-0		.56	110	0-0-0		259		134		171		.48291		171	10		10			
TOTALS		RPI 1-25		RPI 26-50			W-L RECORDS			RPI 51-100			RPI 101-150			RPI 150+							
19-18-0		1-2-0		0-3-0			OVERALL			3-4-0			4-5-0			11-4-0							
8-4-0		0-0-0		0-0-0			HOME			3-3-0			0-0-0			5-1-0							
3-7-0		0-1-0		0-3-0			AWAY			0-0-0			3-3-0			0-0-0							
8-7-0		1-1-0		0-0-0			NEUTRAL			0-1-0			1-2-0			6-3-0							
14-11-0		1-2-0		0-0-0			NON-CONFERENCE			0-1-0			2-4-0			11-4-0							
5-1-0		0-0-0		0-0-0			HOME			0-0-0			0-0-0			5-1-0							
1-3-0		0-1-0		0-0-			AWAY			0-0-0			1-2-0			0-0-0							
8-7-0		1-1-0		0-0-0			NEUTRAL			0-1-0			1-2-0			6-3-0							
5-7-0		0-0-0		0-3-0			CONFERENCE			3-3-0			2-1-0			0-0-0							
3-3-0		0-0-0		0-0-0			HOME			3-3-0			0-0-0			0-0-0							
2-4-0		0-0-0		0-3-0			AWAY			0-0-0			2-1-0			0-0-0							
0-0-0		0-0-0		0-0-0			NEUTRAL			0-0-0			0-0-0			0-0-0							
RPI	S	Opponent		Score		RPI	S	Opponent		Score		RPI	S	Opponent		Score		RPI	S	Opponent		Score	
5	A	Texas A&M		1	10	48	A	San Diego St.		1	4	74	H	Colorado St.		7	3	111	N	Missouri St.		3	5
25	N	Texas St.		3	2	48	A	San Diego St.		0	8	74	H	Colorado St.		8	6	111	N	Missouri St.		6	7
25	N	Texas St.		0	1	48	A	San Diego St.		2	10	74	H	Colorado St.		2	12	116	N	UC Riverside		1	0
												90	N	UT Arlington		1	5	127	A	UNLV		3	2
												100	H	Nevada		9	6	127	A	UNLV		5	4
												100	H	Nevada		2	8	127	A	UNLV		2	4
												100	H	Nevada		2	10	139	A	New Mexico St.		0	8
																		146	A	UTSA		0	1
																		146	A	UTSA		5	4
																		168	N	SFA		1	3
																		168	N	SFA		1	5
																		186	N	Seattle U		5	0
																		202	N	Northern Colo.		9	5
																		202	N	Northern Colo.		3	11
																		202	N	Northern Colo.		12	1
																		218	H	UTEP		4	7
																		218	H	UTEP		7	6
																		226	N	Western Mich.		4	2
																		230	H	Santa Clara		7	3
																		230	H	Santa Clara		10	2
																		230	H	Santa Clara		6	1
																		231	N	Saint Mary's (CA)		4	3
																		242	N	Incarnate Word		11	0
																		273	H	Stony Brook		13	12
						LAST 10 GAMES																	
						48	A	San Diego St.		0	8	100	H	Nevada		2	10						
						48	A	San Diego St.		2	10	74	H	Colorado St.		7	3						
						48	A	San Diego St.		1	4	74	H	Colorado St.		8	6						
						100	H	Nevada		9	6	74	H	Colorado St.		2	12						
						100	H	Nevada		2	8	127	A	UNLV		5	4						

Non-Div. I Games:

New Mexico

[illegible]

Non-Div. I Games:

Ill.-Chicago

RPI	S	Opponent	Score	
230	A	Santa Clara	2	4
248	H	Detroit Mercy	9	3
248	H	Detroit Mercy	6	1
248	H	Detroit Mercy	4	7
268	N	Fort Wayne	9	2
280	H	Cleveland St.	9	1
280	H	Cleveland St.	10	0
280	H	Cleveland St.	10	3

Ill.-Chicago

I
l
l
.
-
C
h
i
c
a
g
o

I
l
l
.
-
C
h
i
c
a
g
o

UAB

Average RPI Win:		134	WON-LOST RECORD		WINNING PCT. RANK		LAST 10 GAMES		STRENGTH OF SCHEDULE		OPP. STRENGTH OF SCHEDULE		TEAM RPI		ADJ RPI		CONF. RPI		ADJ CONF. RPI				
DIV. I ONLY			15-27-0		.35714 229		3-7-0		57		68		145		.49581 143		11		11				
DIV. I NON-CONF.			8-19-0		.2963 236		0-2-0		35		60		160		.48841 156		11		11				
TOTALS		RPI 1-25		RPI 26-50				W-L RECORDS		RPI 51-100				RPI 101-150				RPI 150+					
15-27-0		0-4-0		0-5-0				OVERALL		6-6-0				4-9-0				5-3-0					
7-8-0		0-1-0		0-2-0				HOME		4-4-0				2-1-0				1-0-0					
5-6-0		0-2-0		0-1-0				AWAY		2-1-0				2-2-0				1-0-0					
3-13-0		0-1-0		0-2-0				NEUTRAL		0-1-0				0-6-0				3-3-0					
8-19-0		0-4-0		0-5-0				NON-CONFERENCE		2-1-0				1-6-0				5-3-0					
3-3-0		0-1-0		0-2-0				HOME		2-0-0				0-0-0				1-0-0					
2-3-0		0-2-0		0-0-				AWAY		0-0-0				1-0-0				1-0-0					
3-13-0		0-1-0		0-2-0				NEUTRAL		0-1-0				0-6-0				3-3-0					
7-8-0		0-0-0		0-0-0				CONFERENCE		4-5-0				3-3-0				0-0-0					
4-5-0		0-0-0		0-0-0				HOME		2-4-0				2-1-0				0-0-0					
3-3-0		0-0-0		0-0-0				AWAY		2-1-0				1-2-0				0-0-0					
0-0-0		0-0-0		0-0-0				NEUTRAL		0-0-0				0-0-0				0-0-0					
RPI	S	Opponent		Score		RPI	S	Opponent		Score		RPI	S	Opponent		Score		RPI	S	Opponent		Score	
13	A	Oklahoma		0	15	34	N	Mississippi St.		0	8	69	H	South Ala.		8	3	102	H	Southern Miss.		3	2
13	N	Oklahoma		2	5	38	H	Lipscomb		0	9	80	H	Murray St.		4	0	102	H	Southern Miss.		4	10
14	A	Alabama		0	8	42	N	Oregon St.		0	4	88	H	North Texas		2	1	102	H	Southern Miss.		1	0
14	H	Alabama		4	5	43	A	Kennesaw St.		1	8	88	H	North Texas		0	1	104	N	Michigan St.		1	3
						50	H	Jacksonville St.		5	6	88	H	North Texas		3	2	108	A	Troy		3	2
												93	H	Louisiana Tech		5	16	112	N	UNCG		8	9
												93	H	Louisiana Tech		0	5	112	N	UNCG		2	3
												93	H	Louisiana Tech		0	1	113	N	Southern Ill.		3	4
												94	N	Boise St.		2	4	114	N	Indiana		0	2
												95	A	Western Ky.		3	7	114	N	Indiana		0	7
												95	A	Western Ky.		1	0	146	A	UTSA		6	1
												95	A	Western Ky.		3	2	146	A	UTSA		0	8
																		146	A	UTSA		3	6
																		162	N	Villanova		3	8
																		165	N	Sacramento St.		3	5
																		167	H	Iowa St.		7	1
																		178	N	Boston U.		3	5
																		190	A	Samford		10	2
																		210	N	Akron		7	2
																		213	N	Dartmouth		11	5
																		262	N	Siena		6	5
LAST 10 GAMES																							
88 H North Texas						0 1						93 H Louisiana Tech						0 1					
88 H North Texas						2 1						93 H Louisiana Tech						0 5					
88 H North Texas						3 2						50 H Jacksonville St.						5 6					
14 A Alabama						0 8						95 A Western Ky.						3 2					
93 H Louisiana Tech						5 16						95 A Western Ky.						3 7					

Non-Div. I Games:

UAB

U
C
D
a
v
i
s

UC Davis

Average RPI Win:		198	WON-LOST RECORD		WINNING PCT. RANK	LAST 10 GAMES		STRENGTH OF SCHEDULE		OPP. STRENGTH OF SCHEDULE	TEAM RPI	ADJ RPI	CONF. RPI	ADJ CONF. RPI									
Average RPI Loss:		93																					
DIV. I ONLY			20-22-0		.47619	149	6-4-0		153	157	146	.49104	145	19	19								
DIV. I NON-CONF.			11-13-0		.45833	159	0-1-0		102	126	128	.50275	130	16	16								
TOTALS		RPI 1-25		RPI 26-50		W-L RECORDS		RPI 51-100		RPI 101-150		RPI 150+											
20-22-0		0-1-0		0-7-0		OVERALL		0-3-0		7-7-0		13-4-0											
13-5-0		0-0-0		0-1-0		HOME		0-1-0		4-0-0		9-3-0											
6-11-0		0-1-0		0-2-0		AWAY		0-1-0		2-6-0		4-1-0											
1-6-0		0-0-0		0-4-0		NEUTRAL		0-1-0		1-1-0		0-0-0											
11-13-0		0-1-0		0-7-0		NON-CONFERENCE		0-3-0		4-1-0		7-1-0											
6-3-0		0-0-0		0-1-0		HOME		0-1-0		1-0-0		5-1-0											
4-4-0		0-1-0		0-0-		AWAY		0-1-0		2-0-0		2-0-0											
1-6-0		0-0-0		0-4-0		NEUTRAL		0-1-0		1-1-0		0-0-0											
9-9-0		0-0-0		0-0-0		CONFERENCE		0-0-0		3-6-0		6-3-0											
7-2-0		0-0-0		0-0-0		HOME		0-0-0		3-0-0		4-2-0											
2-7-0		0-0-0		0-0-0		AWAY		0-0-0		0-6-0		2-1-0											
0-0-0		0-0-0		0-0-0		NEUTRAL		0-0-0		0-0-0		0-0-0											
RPI	S	Opponent		Score		RPI	S	Opponent		Score		RPI	S	Opponent		Score							
9	A	Tennessee		0 8		29	A	Louisiana		5 13		71	N	Ohio		2 5							
						30	A	Ole Miss		3 10		93	A	Louisiana Tech		1 5							
						34	H	Mississippi St.		1 9		100	H	Nevada		1 3							
						38	N	Lipscomb		0 7													
						41	N	Pittsburgh		4 10													
						41	N	Pittsburgh		0 5													
						50	N	Jacksonville St.		0 3													
						LAST 10 GAMES																	
						158	H	Northwestern St.		4 6		224	A	Houston Baptist		2 3							
						158	H	Northwestern St.		8 0		224	A	Houston Baptist		3 2							
						158	H	Northwestern St.		8 9		128	H	Lamar University		5 3							
						29	A	Louisiana		5 13		128	H	Lamar University		2 1							
						224	A	Houston Baptist		8 4		128	H	Lamar University		6 3							
												224	A	Houston Baptist		3 2							
												224	A	Houston Baptist		8 4							
												257	H	A&M-Corpus Christi		5 1							
												257	H	A&M-Corpus Christi		2 1							
												257	H	A&M-Corpus Christi		4 3							
												266	A	Alcorn		6 1							

Non-Div. I Games:

Southeastern La.

RPI	S	Opponent	Score	
266	A	Alcorn	2	0
270	H	Mississippi Val.	11	5
277	H	Buffalo	9	1
294	H	Coppin St.	6	1

Southeastern La.

S
o
u
t
h
e
a
s
t
e
r
n
L
a
.

S
o
u
t
h
e
a
s
t
e
r
n
L
a
.

Average RPI Win: 167		WON-LOST	WINNING	LAST 10	STRENGTH OF		OPP. STRENGTH	TEAM	ADJ	CONF.	ADJ CONF.
Average RPI Loss: 89		RECORD	PCT. RANK	GAMES	SCHEDULE		OF SCHEDULE	RPI	RPI	RPI	RPI
DIV. I ONLY		17-26-0	.39535	201	5-5-0		71	89	142	.49094	146
DIV. I NON-CONF.		10-15-0	.4	189	0-1-0		74	117	144	.49018	150
TOTALS		RPI 1-25	RPI 26-50		W-L RECORDS		RPI 51-100		RPI 101-150		RPI 150+
17-26-0		0-6-0	2-6-0		OVERALL		0-4-0		7-6-0		8-4-0
8-9-0		0-1-0	2-2-0		HOME		0-0-0		3-2-0		3-4-0
5-16-0		0-5-0	0-4-0		AWAY		0-3-0		3-4-0		2-0-0
4-1-0		0-0-0	0-0-0		NEUTRAL		0-1-0		1-0-0		3-0-0
10-15-0		0-6-0	0-2-0		NON-CONFERENCE		0-1-0		4-3-0		6-3-0
2-6-0		0-1-0	0-1-0		HOME		0-0-0		1-1-0		1-3-0
4-8-0		0-5-0	0-0-		AWAY		0-0-0		2-2-0		2-0-0
4-1-0		0-0-0	0-0-0		NEUTRAL		0-1-0		1-0-0		3-0-0
7-11-0		0-0-0	2-4-0		CONFERENCE		0-3-0		3-3-0		2-1-0
6-3-0		0-0-0	2-1-0		HOME		0-0-0		2-1-0		2-1-0
1-8-0		0-0-0	0-3-0		AWAY		0-3-0		1-2-0		0-0-0
0-0-0		0-0-0	0-0-0		NEUTRAL		0-0-0		0-0-0		0-0-0
RPI S	Opponent	Score	RPI S	Opponent	Score	RPI S	Opponent	Score	RPI S	Opponent	Score
5 A	Texas A&M	0 12	27 A	Marshall	3 9	77 N	Grand Canyon	3 4	102 A	Southern Miss.	7 6
5 A	Texas A&M	0 8	27 A	Marshall	1 5	88 A	North Texas	5 6	102 A	Southern Miss.	2 4
10 A	Baylor	0 5	27 A	Marshall	4 10	88 A	North Texas	4 7	102 A	Southern Miss.	4 10
10 A	Baylor	6 7	31 A	Texas	2 7	88 A	North Texas	0 1	128 A	Lamar University	6 5
10 A	Baylor	2 8	31 H	Texas	1 9				128 N	Lamar University	6 0
25 H	Texas St.	1 8	47 H	FIU	4 7				139 A	New Mexico St.	11 3
			47 H	FIU	5 4				139 A	New Mexico St.	1 4
			47 H	FIU	1 0				139 A	New Mexico St.	1 9
									141 H	New Mexico	4 5
									141 H	New Mexico	1 0
									143 H	UAB	1 6
									143 H	UAB	6 3
									143 H	UAB	8 0
									196 A	Sam Houston St.	14 6
									196 A	Sam Houston St.	4 1
									217 N	Georgetown	7 6
									218 H	UTEP	6 7
									218 H	UTEP	8 5
									218 H	UTEP	8 1
									224 H	Houston Baptist	3 5
									242 H	Incarnate Word	4 5
									242 H	Incarnate Word	10 2
									257 H	A&M-Corpus Christi	2 3
									271 N	Prairie View	11 0
									271 N	Prairie View	6 5
LAST 10 GAMES			102 A	Southern Miss.	2 4	47 H	FIU	1 0			
			102 A	Southern Miss.	4 10	224 H	Houston Baptist	3 5			
			102 A	Southern Miss.	7 6	218 H	UTEP	8 5			
			47 H	FIU	4 7	218 H	UTEP	6 7			
			47 H	FIU	5 4	218 H	UTEP	8 1			

Non-Div. I Games:

UTSA

**T
O
W
S
O
N**

T
O
W
S
O
N

Towson

Average RPI Win:	212	WON-LOST RECORD	WINNING PCT. RANK	LAST 10 GAMES	STRENGTH OF SCHEDULE	OPP. STRENGTH OF SCHEDULE	TEAM RPI	ADJ RPI	CONF. RPI	ADJ CONF. RPI	
DIV. I ONLY	18-13-0	.58065	90	8-2-0	220	229	147	.48933	148	27	27
DIV. I NON-CONF.	8-11-0	.42105	177	1-0-0	207	171	198	.46279	196	28	28
<hr/>											
TOTALS	RPI 1-25	RPI 26-50		W-L RECORDS	RPI 51-100		RPI 101-150		RPI 150+		
18-13-0	0-0-0	0-1-0		OVERALL	0-4-0		0-4-0		18-4-0		
4-0-0	0-0-0	0-0-0		HOME	0-0-0		0-0-0		4-0-0		
10-10-0	0-0-0	0-0-0		AWAY	0-3-0		0-4-0		10-3-0		
4-3-0	0-0-0	0-1-0		NEUTRAL	0-1-0		0-0-0		4-1-0		
<hr/>											
8-11-0	0-0-0	0-1-0		NON-CONFERENCE	0-4-0		0-4-0		8-2-0		
0-0-0	0-0-0	0-0-0		HOME	0-0-0		0-0-0		0-0-0		
4-8-0	0-0-0	0-0-		AWAY	0-3-0		0-4-0		4-1-0		
4-3-0	0-0-0	0-1-0		NEUTRAL	0-1-0		0-0-0		4-1-0		
<hr/>											
10-2-0	0-0-0	0-0-0		CONFERENCE	0-0-0		0-0-0		10-2-0		
4-0-0	0-0-0	0-0-0		HOME	0-0-0		0-0-0		4-0-0		
6-2-0	0-0-0	0-0-0		AWAY	0-0-0		0-0-0		6-2-0		
0-0-0	0-0-0	0-0-0		NEUTRAL	0-0-0		0-0-0		0-0-0		
<hr/>											
RPI S	Opponent	Score	RPI S	Opponent	Score	RPI S	Opponent	Score	RPI S	Opponent	Score
			44 N	Wisconsin	2 16	70 A	San Jose St.	1 4	130 A	Pacific	2 3
						70 A	San Jose St.	4 9	130 A	Pacific	2 5
						87 N	La.-Monroe	1 12	144 A	UC Davis	1 2
						97 A	Houston	1 14	144 A	UC Davis	1 10
									160 A	LIU Brooklyn	4 1
									160 A	LIU Brooklyn	12 10
									171 N	Binghamton	8 13
									171 N	Binghamton	6 0
									187 A	Harvard	6 2
									187 A	Harvard	10 2
									188 N	North Dakota	6 0
									196 N	Sam Houston St.	9 5
									207 A	Penn	3 2
									207 A	Penn	4 2
									207 A	Penn	12 8
									207 A	Penn	4 2
									209 A	Monmouth	5 1
									213 A	Dartmouth	0 6
									213 A	Dartmouth	5 6
									231 A	Saint Mary's (CA)	2 3
									231 A	Saint Mary's (CA)	3 0
									231 N	Saint Mary's (CA)	5 1
									253 H	Yale	2 0
									253 H	Yale	9 1
									279 H	Brown	4 3
									279 H	Brown	10 0
<hr/>											
			LAST 10 GAMES								
			207 A	Penn	4 2	213 A	Dartmouth	0 6	253 H	Yale	2 0
			207 A	Penn	12 8	213 A	Dartmouth	5 6	253 H	Yale	9 1
			207 A	Penn	4 2	187 A	Harvard	10 2	279 H	Brown	4 3
			207 A	Penn	3 2	187 A	Harvard	6 2	279 H	Brown	10 0
			209 A	Monmouth	5 1	253 H	Yale	9 1			

Non-Div. I Games:

Princeton

Average RPI Win: 203		WON-LOST	WINNING	LAST 10	STRENGTH OF		OPP. STRENGTH	TEAM	ADJ	CONF.	ADJ CONF.
Average RPI Loss: 102		RECORD	PCT. RANK	GAMES	SCHEDULE		OF SCHEDULE	RPI	RPI	RPI	RPI
DIV. I ONLY		20-19-0	.51282	134	3-7-0		182	195	149	.48898	149
DIV. I NON-CONF.		17-7-0	.70833	53	0-2-0		245	265	106	.51472	108
TOTALS		RPI 1-25	RPI 26-50		W-L RECORDS		RPI 51-100		RPI 101-150		RPI 150+
20-19-0		0-1-0	1-1-0		OVERALL		1-6-0		3-9-0		15-2-0
4-5-0		0-0-0	0-1-0		HOME		1-2-0		2-2-0		1-0-0
2-11-0		0-1-0	0-0-0		AWAY		0-3-0		0-7-0		2-0-0
14-3-0		0-0-0	1-0-0		NEUTRAL		0-1-0		1-0-0		12-2-0
17-7-0		0-1-0	1-1-0		NON-CONFERENCE		0-1-0		1-2-0		15-2-0
1-2-0		0-0-0	0-1-0		HOME		0-0-0		0-1-0		1-0-0
2-2-0		0-1-0	0-0-		AWAY		0-0-0		0-1-0		2-0-0
14-3-0		0-0-0	1-0-0		NEUTRAL		0-1-0		1-0-0		12-2-0
3-12-0		0-0-0	0-0-0		CONFERENCE		1-5-0		2-7-0		0-0-0
3-3-0		0-0-0	0-0-0		HOME		1-2-0		2-1-0		0-0-0
0-9-0		0-0-0	0-0-0		AWAY		0-3-0		0-6-0		0-0-0
0-0-0		0-0-0	0-0-0		NEUTRAL		0-0-0		0-0-0		0-0-0
RPI S	Opponent	Score		RPI S	Opponent	Score		RPI S	Opponent	Score	
14 A	Alabama	0	5	49 H	Northwestern	3	6	54 A	Illinois St.	1	2
				50 N	Jacksonville St.	4	2	54 A	Illinois St.	0	15
								54 A	Illinois St.	1	3
								61 H	Wichita St.	1	2
								61 H	Wichita St.	0	3
								61 H	Wichita St.	2	1
								85 N	Belmont	1	3
								111 A	Missouri St.	0	4
								111 A	Missouri St.	1	9
								111 A	Missouri St.	0	2
								113 H	Southern Ill.	3	2
								113 H	Southern Ill.	2	1
								113 H	Southern Ill.	0	1
								119 H	DePaul	1	2
								120 N	Eastern Ill.	1	0
								123 A	Northern Ill.	4	7
								126 A	Evansville	0	1
								126 A	Evansville	2	6
								126 A	Evansville	1	4
								184 N	Southeast Mo. St.	0	2
								187 N	Harvard	3	1
								198 H	Valparaiso	4	3
								200 N	Western Ill.	3	2
								215 N	IUPUI	9	6
								217 N	Georgetown	6	5
								223 N	Manhattan	12	2
								232 N	Albany (NY)	4	0
								248 N	Detroit Mercy	2	1
								251 A	Alabama St.	5	1
								251 A	Alabama St.	5	3
								265 N	Tennessee St.	1	3
								268 N	Fort Wayne	6	0
								275 N	Green Bay	9	6
								279 N	Brown	5	2
LAST 10 GAMES								54 A	Illinois St.	1	3
								54 A	Illinois St.	1	2
								119 H	DePaul	1	2
								61 H	Wichita St.	2	1
								61 H	Wichita St.	1	2

Non-Div. I Games:

Loyola Chicago

RPI	S	Opponent	Score	
281	N	N.C. A&T	14	0
281	N	N.C. A&T	4	1

Loyola Chicago

L
o
y
o
l
a
C
h
i
c
a
g
o

L
o
y
o
l
a
C
h
i
c
a
g
o

Average RPI Win:	103	WON-LOST RECORD	WINNING PCT. RANK	LAST 10 GAMES	STRENGTH OF SCHEDULE	OPP. STRENGTH OF SCHEDULE	TEAM RPI	ADJ RPI	CONF. RPI	ADJ CONF. RPI				
DIV. I ONLY		9-30-1	.2375	273	2-8-0	27	51	156	.48821	150	7	5		
DIV. I NON-CONF.		7-18-1	.28846	240	0-0-0	42	63	173	.48341	167	5	5		
<hr/>														
TOTALS	RPI 1-25	RPI 26-50		W-L RECORDS		RPI 51-100		RPI 101-150		RPI 150+				
9-30-1	2-6-0	2-9-0		OVERALL		1-4-0		1-5-0		3-6-1				
4-7-0	1-3-0	0-3-0		HOME		1-0-0		0-0-0		2-1-0				
4-8-0	1-0-0	2-5-0		AWAY		0-0-0		1-3-0		0-0-0				
1-15-1	0-3-0	0-1-0		NEUTRAL		0-4-0		0-2-0		1-5-1				
7-18-1	1-2-0	1-4-0		NON-CONFERENCE		1-4-0		1-2-0		3-6-1				
3-2-0	0-1-0	0-0-0		HOME		1-0-0		0-0-0		2-1-0				
3-3-0	1-0-0	1-0-		AWAY		0-0-0		1-0-0		0-0-0				
1-13-1	0-1-0	0-1-0		NEUTRAL		0-4-0		0-2-0		1-5-1				
2-12-0	1-4-0	1-5-0		CONFERENCE		0-0-0		0-3-0		0-0-0				
1-5-0	1-2-0	0-3-0		HOME		0-0-0		0-0-0		0-0-0				
1-5-0	0-0-0	1-2-0		AWAY		0-0-0		0-3-0		0-0-0				
0-2-0	0-2-0	0-0-0		NEUTRAL		0-0-0		0-0-0		0-0-0				
RPI	S	Opponent	Score		RPI	S	Opponent	Score		RPI	S	Opponent	Score	
1	A	Florida	4	2	28	A	Missouri	9	8	74	N	Colorado St.	5	14
7	N	Oregon	0	14	28	A	Missouri	0	2	74	N	Colorado St.	3	6
11	N	Minnesota	2	3	29	A	Louisiana	0	3	79	H	St. John's (NY)	3	0
11	N	Minnesota	2	10	31	A	Texas	2	10	89	N	UT Martin	2	8
20	H	James Madison	0	8	36	H	Ohio St.	2	6	98	N	Weber St.	2	6
23	H	Michigan	3	4	36	H	Ohio St.	0	22					
23	H	Michigan	1	5	36	H	Ohio St.	6	10					
23	H	Michigan	2	1	47	N	FIU	1	6					
					49	A	Northwestern	4	11					
					49	A	Northwestern	5	6					
					49	A	Northwestern	5	4					
					LAST 10 GAMES									
					23	H	Michigan	3	4	49	A	Northwestern	5	6
					23	H	Michigan	2	1	104	A	Michigan St.	2	6
					23	H	Michigan	1	5	104	A	Michigan St.	0	2
					49	A	Northwestern	5	4	104	A	Michigan St.	3	11
					49	A	Northwestern	4	11	36	H	Ohio St.	0	22

Non-Div. I Games:

Maryland

Average RPI Win: 220		WON-LOST	WINNING	LAST 10	STRENGTH OF		OPP. STRENGTH	TEAM	ADJ	CONF.	ADJ CONF.
Average RPI Loss: 95		RECORD	PCT. RANK	GAMES	SCHEDULE		OF SCHEDULE	RPI	RPI	RPI	RPI
DIV. I ONLY		18-23-0	.43902	166	5-5-0		111	201	150	.48799	151
DIV. I NON-CONF.		12-18-0	.4	189	1-2-0		152	221	188	.47068	185
TOTALS		RPI 1-25	RPI 26-50		W-L RECORDS		RPI 51-100		RPI 101-150		RPI 150+
18-23-0		0-1-0	0-7-0		OVERALL		1-6-0		1-3-0		16-6-0
1-3-0		0-0-0	0-2-0		HOME		0-0-0		1-1-0		0-0-0
8-10-0		0-1-0	0-1-0		AWAY		1-6-0		0-1-0		7-0-0
9-10-0		0-0-0	0-4-0		NEUTRAL		0-0-0		0-1-0		9-5-0
12-18-0		0-1-0	0-5-0		NON-CONFERENCE		0-4-0		0-2-0		12-6-0
0-0-0		0-0-0	0-0-0		HOME		0-0-0		0-0-0		0-0-0
3-8-0		0-1-0	0-0-		AWAY		0-4-0		0-1-0		3-1-0
9-10-0		0-0-0	0-4-0		NEUTRAL		0-0-0		0-1-0		9-5-0
6-5-0		0-0-0	0-2-0		CONFERENCE		1-2-0		1-1-0		4-0-0
1-3-0		0-0-0	0-2-0		HOME		0-0-0		1-1-0		0-0-0
5-2-0		0-0-0	0-0-0		AWAY		1-2-0		0-0-0		4-0-0
0-0-0		0-0-0	0-0-0		NEUTRAL		0-0-0		0-0-0		0-0-0
RPI S	Opponent	Score	RPI S	Opponent	Score	RPI S	Opponent	Score	RPI S	Opponent	Score
9 A	Tennessee	1 10	27 N	Marshall	2 7	72 A	Memphis	2 4	120 H	Eastern Ill.	2 1
			30 A	Ole Miss	6 12	72 A	Memphis	3 5	120 H	Eastern Ill.	2 7
			37 N	Oklahoma St.	0 6	76 A	Col. of Charleston	1 5	129 A	Miami (OH)	2 7
			37 N	Oklahoma St.	8 21	80 A	Murray St.	0 3	142 N	Ill.-Chicago	1 2
			38 N	Lipscomb	7 15	82 A	Ga. Southern	3 4	155 N	Bucknell	1 2
			40 H	SIUE	5 7	85 A	Belmont	0 7	156 N	Winthrop	2 5
			40 H	SIUE	0 11	85 A	Belmont	14 3	170 A	Austin Peay	7 3
									170 A	Austin Peay	1 0
									175 A	Dayton	8 0
									175 A	Dayton	5 6
									182 N	Bowling Green	7 8
									195 N	Saint Louis	4 2
									195 N	Saint Louis	4 2
									203 N	ETSU	2 4
									204 N	Youngstown St.	5 1
									209 N	Monmouth	1 2
									216 N	Presbyterian	4 2
									244 N	Delaware St.	9 0
									264 N	Mt. St. Mary's	6 3
									265 A	Tennessee St.	12 1
									265 A	Tennessee St.	12 2
									266 A	Alcorn	8 0
									266 A	Alcorn	12 4
									278 N	N.C. Central	12 2
									288 N	Jackson St.	8 0
									289 N	South Carolina St.	14 2
LAST 10 GAMES			265 A	Tennessee St.	12 1	120 H	Eastern Ill.	2 7	266 A	Alcorn	12 4
			265 A	Tennessee St.	12 2	40 H	SIUE	5 7	278 N	N.C. Central	12 2
			175 A	Dayton	8 0	40 H	SIUE	0 11	288 N	Jackson St.	8 0
			175 A	Dayton	5 6	9 A	Tennessee	1 10	289 N	South Carolina St.	14 2
			120 H	Eastern Ill.	2 1	85 A	Belmont	14 3			

Non-Div. I Games:

Eastern Ky.

[illegible]

Non-Div. I Games:

Virginia

Average RPI Win:		154	WON-LOST		WINNING		LAST 10		STRENGTH OF		OPP. STRENGTH		TEAM		ADJ		CONF.		ADJ CONF.	
Average RPI Loss:		81	RECORD		PCT. RANK		GAMES		SCHEDULE		OF SCHEDULE		RPI		RPI		RPI		RPI	
DIV. I ONLY			14-24-0		.36842	222	6-3-0		101		44		151		.48609	153	7		5	
DIV. I NON-CONF.			7-17-0		.29167	237	1-0-0		133		41		203		.46129	198	5		5	
TOTALS		RPI 1-25		RPI 26-50		W-L RECORDS		RPI 51-100		RPI 101-150		RPI 150+								
14-24-0		0-8-0		1-5-0		OVERALL		3-0-0		3-5-0		7-6-0								
8-5-0		0-3-0		0-0-0		HOME		2-0-0		0-0-0		6-2-0								
4-9-0		0-1-0		1-4-0		AWAY		1-0-0		2-2-0		0-2-0								
2-10-0		0-4-0		0-1-0		NEUTRAL		0-0-0		1-3-0		1-2-0								
7-17-0		0-5-0		0-3-0		NON-CONFERENCE		1-0-0		1-4-0		5-5-0								
4-1-0		0-0-0		0-0-0		HOME		0-0-0		0-0-0		4-1-0								
1-6-0		0-1-0		0-0-		AWAY		1-0-0		0-1-0		0-2-0								
2-10-0		0-4-0		0-1-0		NEUTRAL		0-0-0		1-3-0		1-2-0								
7-7-0		0-3-0		1-2-0		CONFERENCE		2-0-0		2-1-0		2-1-0								
4-4-0		0-3-0		0-0-0		HOME		2-0-0		0-0-0		2-1-0								
3-3-0		0-0-0		1-2-0		AWAY		0-0-0		2-1-0		0-0-0								
0-0-0		0-0-0		0-0-0		NEUTRAL		0-0-0		0-0-0		0-0-0								
RPI	S	Opponent		Score		RPI	S	Opponent		Score		RPI	S	Opponent		Score				
1	N	Florida		0	8	28	A	Missouri		0	9	60	H	Nebraska		5	2			
4	N	Washington		0	8	28	A	Missouri		0	2	60	H	Nebraska		4	3			
17	N	California		0	1	44	A	Wisconsin		5	6	86	A	UNI		4	2			
19	H	Illinois		4	7	44	A	Wisconsin		1	8									
19	H	Illinois		2	5	44	A	Wisconsin		4	3									
19	H	Illinois		0	8	46	N	Fresno St.		7	11									
21	N	Arizona St.		4	5															
25	A	Texas St.		0	2															
LAST 10 GAMES																				
194	H	Rutgers		0	2	86	A	UNI		4	2									
194	H	Rutgers		5	4	44	A	Wisconsin		5	6									
194	H	Rutgers		2	0	44	A	Wisconsin		4	3									
60	H	Nebraska		4	3	44	A	Wisconsin		1	8									
60	H	Nebraska		5	2	134	A	Purdue		8	3									

Non-Div. I Games:

Iowa

Average RPI Win: 188		WON-LOST	WINNING	LAST 10	STRENGTH OF		OPP. STRENGTH	TEAM	ADJ	CONF.	ADJ CONF.
Average RPI Loss: 69		RECORD	PCT. RANK	GAMES	SCHEDULE		OF SCHEDULE	RPI	RPI	RPI	RPI
DIV. I ONLY		16-27-0	.37209	218	1-9-0		86	83	153	.48577	154
DIV. I NON-CONF.		11-11-0	.5	130	1-2-0		196	226	169	.48298	169
TOTALS		RPI 1-25	RPI 26-50		W-L RECORDS		RPI 51-100		RPI 101-150		RPI 150+
16-27-0		0-6-0	1-8-0		OVERALL		0-4-0		0-6-0		15-3-0
6-11-0		0-3-0	1-2-0		HOME		0-3-0		0-2-0		5-1-0
2-13-0		0-3-0	0-6-0		AWAY		0-1-0		0-2-0		2-1-0
8-3-0		0-0-0	0-0-0		NEUTRAL		0-0-0		0-2-0		8-1-0
11-11-0		0-3-0	0-0-0		NON-CONFERENCE		0-1-0		0-6-0		11-1-0
3-2-0		0-0-0	0-0-0		HOME		0-0-0		0-2-0		3-0-0
0-6-0		0-3-0	0-0-		AWAY		0-1-0		0-2-0		0-0-0
8-3-0		0-0-0	0-0-0		NEUTRAL		0-0-0		0-2-0		8-1-0
5-16-0		0-3-0	1-8-0		CONFERENCE		0-3-0		0-0-0		4-2-0
3-9-0		0-3-0	1-2-0		HOME		0-3-0		0-0-0		2-1-0
2-7-0		0-0-0	0-6-0		AWAY		0-0-0		0-0-0		2-1-0
0-0-0		0-0-0	0-0-0		NEUTRAL		0-0-0		0-0-0		0-0-0
RPI S	Opponent	Score	RPI S	Opponent	Score	RPI S	Opponent	Score	RPI S	Opponent	Score
8 H	Florida St.	2 13	33 H	North Carolina	2 6	52 H	Louisville	6 13	106 H	Elon	5 7
8 H	Florida St.	2 5	33 H	North Carolina	3 4	52 H	Louisville	8 10	106 H	Elon	3 4
8 H	Florida St.	3 12	33 H	North Carolina	13 4	52 H	Louisville	0 6	125 A	East Carolina	1 2
20 A	James Madison	6 7	35 A	Notre Dame	1 6	81 A	Coastal Caro.	4 6	127 A	UNLV	2 10
20 A	James Madison	0 2	35 A	Notre Dame	1 9				138 N	Penn St.	1 7
22 A	South Carolina	3 4	35 A	Notre Dame	4 9				138 N	Penn St.	0 1
			41 A	Pittsburgh	5 11				152 A	Virginia	13 5
			41 A	Pittsburgh	1 9				152 A	Virginia	5 1
			41 A	Pittsburgh	0 8				152 A	Virginia	8 9
									153 N	Iowa	2 1
									153 N	Iowa	2 1
									166 H	Georgia Tech	3 7
									166 H	Georgia Tech	6 5
									166 H	Georgia Tech	13 6
									180 N	Indiana St.	4 3
									181 H	Longwood	5 2
									199 N	Seton Hall	13 0
									199 N	Seton Hall	5 6
									203 H	ETSU	9 7
									203 H	ETSU	4 2
									229 N	Southern Utah	7 1
									254 N	CSU Bakersfield	6 2
									294 N	Coppin St.	10 0
									294 N	Coppin St.	11 3
			LAST 10 GAMES								
			52 H	Louisville	8 10	41 A	Pittsburgh	1 9			
			52 H	Louisville	0 6	41 A	Pittsburgh	5 11			
			52 H	Louisville	6 13	106 H	Elon	5 7			
			181 H	Longwood	5 2	106 H	Elon	3 4			
			41 A	Pittsburgh	0 8	166 H	Georgia Tech	3 7			

Non-Div. I Games:

Virginia Tech

[illegible]

Non-Div. I Games:

Bucknell

RPI	S	Opponent	Score	
292	N	Saint Peter's	8	1
292	N	Saint Peter's	4	1

Bucknell

B
u
c
k
n
e
l
l

B
u
c
k
n
e
l
l

Average RPI Win:	184	WON-LOST RECORD	WINNING PCT. RANK	LAST 10 GAMES	STRENGTH OF SCHEDULE	OPP. STRENGTH OF SCHEDULE	TEAM RPI	ADJ RPI	CONF. RPI	ADJ CONF. RPI					
DIV. I ONLY		21-25-0	.45652	158	0-1-0	175	149	165	.48372	156	18	17			
DIV. I NON-CONF.		14-17-0	.45161	163	0-0-0	108	123	137	.50354	127	18	17			
<hr/>															
TOTALS	RPI 1-25	RPI 26-50		W-L RECORDS		RPI 51-100		RPI 101-150		RPI 150+					
21-25-0	0-3-0	1-2-0		OVERALL		2-3-0		2-11-0		16-6-0					
13-9-0	0-0-0	0-0-0		HOME		0-0-0		0-8-0		13-1-0					
3-12-0	0-2-0	0-2-0		AWAY		2-1-0		0-1-0		1-4-0					
5-4-0	0-0-0	1-0-0		NEUTRAL		0-2-0		2-2-0		2-0-0					
14-17-0	0-3-0	1-2-0		NON-CONFERENCE		2-3-0		2-8-0		9-1-0					
7-6-0	0-0-0	0-0-0		HOME		0-0-0		0-5-0		7-1-0					
2-7-0	0-3-0	0-0-		AWAY		2-1-0		0-1-0		0-0-0					
5-4-0	0-0-0	1-0-0		NEUTRAL		0-2-0		2-2-0		2-0-0					
7-8-0	0-0-0	0-0-0		CONFERENCE		0-0-0		0-3-0		7-5-0					
6-3-0	0-0-0	0-0-0		HOME		0-0-0		0-3-0		6-0-0					
1-5-0	0-0-0	0-0-0		AWAY		0-0-0		0-0-0		1-5-0					
0-0-0	0-0-0	0-0-0		NEUTRAL		0-0-0		0-0-0		0-0-0					
RPI	S	Opponent	Score	RPI	S	Opponent	Score	RPI	S	Opponent	Score				
14	A	Alabama	0 1	26	A	Georgia	0 8	64	N	Syracuse	0 4	105	H	Campbell	6 10
22	A	South Carolina	0 1	38	N	Lipscomb	5 1	64	N	Syracuse	5 6	105	H	Campbell	1 7
22	A	South Carolina	0 8	50	A	Jacksonville St.	3 5	76	A	Col. of Charleston	2 1	105	H	Campbell	2 9
								81	A	Coastal Caro.	4 3	112	A	UNCG	3 4
								81	A	Coastal Caro.	1 3	119	H	DePaul	1 4
												119	H	DePaul	0 3
												119	H	DePaul	2 7
												125	N	East Carolina	11 6
												125	N	East Carolina	6 14
												131	H	Furman	2 5
												131	H	Furman	0 6
												136	N	Delaware	4 5
												142	N	Ill.-Chicago	3 2
												151	N	Eastern Ky.	5 2
												155	H	Bucknell	6 5
												181	H	Longwood	5 4
												181	H	Longwood	1 0
												181	H	Longwood	3 2
												185	A	Charleston So.	0 4
												185	A	Charleston So.	4 6
												185	A	Charleston So.	6 3
				LAST 10 GAMES								203	H	ETSU	5 6
				243	A	Gardner-Webb	2 3	131	H	Furman	2 5	204	H	Youngstown St.	7 1
				185	A	Charleston So.	0 4	105	H	Campbell	6 10	209	N	Monmouth	4 2
				185	A	Charleston So.	4 6	105	H	Campbell	2 9	216	H	Presbyterian	6 2
				185	A	Charleston So.	6 3	105	H	Campbell	1 7	216	H	Presbyterian	9 1
				131	H	Furman	0 6	181	H	Longwood	5 4	216	H	Presbyterian	7 3

Non-Div. I Games:

Winthrop

RPI	S	Opponent	Score	
237	H	Western Caro.	8	4
237	H	Western Caro.	4	3
243	A	Gardner-Webb	2	3
243	A	Gardner-Webb	7	8
243	A	Gardner-Webb	2	10
278	H	N.C. Central	9	1
280	H	Cleveland St.	9	2
280	H	Cleveland St.	9	1

Winthrop

Average RPI Win: 186		WON-LOST RECORD		WINNING PCT. RANK		LAST 10 GAMES		STRENGTH OF SCHEDULE		OPP. STRENGTH OF SCHEDULE		TEAM RPI		ADJ RPI		CONF. RPI		ADJ CONF. RPI	
DIV. I ONLY		18-25-0		.4186 185		6-4-0		143		95		161		.48347 157		25		25	
DIV. I NON-CONF.		13-21-0		.38235 201		1-0-0		56		53		135		.50099 133		24		24	
TOTALS		RPI 1-25		RPI 26-50		W-L RECORDS		RPI 51-100		RPI 101-150		RPI 150+							
18-25-0		0-5-0		1-4-0		OVERALL		2-5-0		2-3-0		13-8-0							
2-4-0		0-0-0		0-0-0		HOME		0-0-0		0-0-0		2-4-0							
7-9-0		0-4-0		0-2-0		AWAY		1-2-0		0-0-0		6-1-0							
9-12-0		0-1-0		1-2-0		NEUTRAL		1-3-0		2-3-0		5-3-0							
13-21-0		0-5-0		1-4-0		NON-CONFERENCE		2-5-0		2-3-0		8-4-0							
0-0-0		0-0-0		0-0-0		HOME		0-0-0		0-0-0		0-0-0							
4-9-0		0-4-0		0-0-		AWAY		1-2-0		0-0-0		3-1-0							
9-12-0		0-1-0		1-2-0		NEUTRAL		1-3-0		2-3-0		5-3-0							
5-4-0		0-0-0		0-0-0		CONFERENCE		0-0-0		0-0-0		5-4-0							
2-4-0		0-0-0		0-0-0		HOME		0-0-0		0-0-0		2-4-0							
3-0-0		0-0-0		0-0-0		AWAY		0-0-0		0-0-0		3-0-0							
0-0-0		0-0-0		0-0-0		NEUTRAL		0-0-0		0-0-0		0-0-0							
RPI	S	Opponent		Score		RPI	S	Opponent		Score		RPI	S	Opponent		Score			
1	A	Florida	0	13	28	N	Missouri	6	16	55	A	South Fla.	0	7	110	N	Ball St.	6	0
2	N	Auburn	1	2	29	A	Louisiana	2	8	62	N	Utah St.	1	2	121	N	Abilene Christian	4	2
3	A	Arizona	1	2	29	A	Louisiana	0	15	63	N	Boston College	0	1	130	N	Pacific	1	2
22	A	South Carolina	0	1	30	N	Ole Miss	1	0	66	A	Cal St. Fullerton	2	4	133	N	Loyola Marymount	2	5
22	A	South Carolina	0	1	36	N	Ohio St.	5	6	76	N	Col. of Charleston	7	3	135	N	Drake	0	4
										76	N	Col. of Charleston	1	5	166	A	Georgia Tech	2	1
										91	A	Stetson	3	1	166	A	Georgia Tech	8	6
															166	A	Georgia Tech	4	5
															179	H	South Dakota	8	0
															179	H	South Dakota	0	7
															179	H	South Dakota	0	1
															188	A	North Dakota	3	1
															194	N	Rutgers	5	6
															215	H	IUPUI	7	4
															215	H	IUPUI	1	3
															215	H	IUPUI	9	11
															223	N	Manhattan	5	1
															223	N	Manhattan	3	2
															233	N	Colgate	3	1
															238	N	Columbia	6	7
															257	N	A&M-Corpus Christi	2	4
															257	N	A&M-Corpus Christi	4	0
															266	N	Alcorn	7	0
															268	A	Fort Wayne	7	2
															268	A	Fort Wayne	4	1
															268	A	Fort Wayne	8	1
LAST 10 GAMES				179	H	South Dakota	0	7	215	H	IUPUI	1	3	266	N	Alcorn	7	0	
				179	H	South Dakota	8	0	215	H	IUPUI	9	11	268	A	Fort Wayne	7	2	
				179	H	South Dakota	0	1	268	A	Fort Wayne	7	2	268	A	Fort Wayne	4	1	
				188	A	North Dakota	3	1	268	A	Fort Wayne	4	1	268	A	Fort Wayne	8	1	
				215	H	IUPUI	7	4	268	A	Fort Wayne	8	1						

Non-Div. I Games:

North Dakota St.

Average RPI Win:		181	WON-LOST RECORD		WINNING PCT. RANK		LAST 10 GAMES		STRENGTH OF SCHEDULE		OPP. STRENGTH OF SCHEDULE		TEAM RPI		ADJ RPI		CONF. RPI		ADJ CONF. RPI	
DIV. I ONLY			18-25-1		.42045 183		5-5-0		122		152		159		.48337 158		19		19	
DIV. I NON-CONF.			9-15-1		.38 202		0-1-0		36		143		133		.50076 134		16		16	
TOTALS		RPI 1-25		RPI 26-50		W-L RECORDS		RPI 51-100		RPI 101-150		RPI 150+								
18-25-1		0-5-0		1-1-0		OVERALL		3-8-0		5-7-0		9-4-1								
4-6-0		0-2-0		0-0-0		HOME		1-1-0		1-2-0		2-1-0								
5-14-0		0-3-0		0-0-0		AWAY		1-5-0		2-4-0		2-2-0								
9-5-1		0-0-0		1-1-0		NEUTRAL		1-2-0		2-1-0		5-1-1								
9-15-1		0-5-0		1-1-0		NON-CONFERENCE		2-6-0		2-1-0		4-2-1								
1-3-0		0-2-0		0-0-0		HOME		1-1-0		0-0-0		0-0-0								
0-7-0		0-3-0		0-0-		AWAY		0-3-0		0-0-0		0-1-0								
8-5-1		0-0-0		1-1-0		NEUTRAL		1-2-0		2-1-0		4-1-1								
9-10-0		0-0-0		0-0-0		CONFERENCE		1-2-0		3-6-0		5-2-0								
3-3-0		0-0-0		0-0-0		HOME		0-0-0		1-2-0		2-1-0								
5-7-0		0-0-0		0-0-0		AWAY		1-2-0		2-4-0		2-1-0								
1-0-0		0-0-0		0-0-0		NEUTRAL		0-0-0		0-0-0		1-0-0								
RPI	S	Opponent		Score		RPI	S	Opponent		Score		RPI	S	Opponent		Score				
1	A	Florida		3	9	40	N	SIUE		1	4	56	A	McNeese		1	0			
1	A	Florida		0	10	47	N	FIU		4	2	56	A	McNeese		2	5			
10	H	Baylor		1	3							56	A	McNeese		0	8			
10	H	Baylor		0	5							87	A	La.-Monroe		5	8			
13	A	Oklahoma		0	3							87	A	La.-Monroe		3	5			
												87	H	La.-Monroe		2	6			
												89	N	UT Martin		8	9			
												93	A	Louisiana Tech		5	6			
												93	H	Louisiana Tech		5	3			
												95	N	Western Ky.		8	0			
												95	N	Western Ky.		8	10			
														150 N Maryland		13	2			
														195 N Saint Louis		7	20			
														196 N Sam Houston St.		2	0			
														226 N Western Mich.		7	5			
														241 N Florida A&M		3	3			
														242 H Incarnate Word		8	2			
														242 H Incarnate Word		6	9			
														242 H Incarnate Word		4	1			
														252 A Chattanooga		3	5			
														257 A A&M-Corpus Christi		4	5			
														257 A A&M-Corpus Christi		3	2			
														257 A A&M-Corpus Christi		12	1			
														271 N Prairie View		8	7			
														286 N Fairleigh Dickinson		11	3			
														295 N Grambling		13	1			

Non-Div. I Games:

Northwestern St.

[illegible]

Non-Div. I Games:

Creighton

Average RPI Win:		180	WON-LOST RECORD		WINNING PCT. RANK	LAST 10 GAMES		STRENGTH OF SCHEDULE		OPP. STRENGTH OF SCHEDULE	TEAM RPI	ADJ RPI	CONF. RPI	ADJ CONF. RPI			
Average RPI Loss:		121															
DIV. I ONLY			17-26-0		.39535	201	3-7-0		109	159	166	.48289	160	28	28		
DIV. I NON-CONF.			14-21-0		.4	189	0-2-0		95	118	151	.49241	147	27	27		
TOTALS		RPI 1-25		RPI 26-50		W-L RECORDS		RPI 51-100		RPI 101-150		RPI 150+					
17-26-0		1-3-0		1-3-0		OVERALL		1-6-0		2-7-0		12-7-0					
4-6-0		0-0-0		0-0-0		HOME		0-0-0		0-2-0		4-4-0					
1-10-0		0-0-0		0-1-0		AWAY		0-4-0		0-4-0		1-1-0					
12-10-0		1-3-0		1-2-0		NEUTRAL		1-2-0		2-1-0		7-2-0					
14-21-0		1-3-0		1-3-0		NON-CONFERENCE		1-4-0		2-7-0		9-4-0					
2-4-0		0-0-0		0-0-0		HOME		0-0-0		0-2-0		2-2-0					
0-7-0		0-0-0		0-0-		AWAY		0-2-0		0-4-0		0-0-0					
12-10-0		1-3-0		1-2-0		NEUTRAL		1-2-0		2-1-0		7-2-0					
3-5-0		0-0-0		0-0-0		CONFERENCE		0-2-0		0-0-0		3-3-0					
2-2-0		0-0-0		0-0-0		HOME		0-0-0		0-0-0		2-2-0					
1-3-0		0-0-0		0-0-0		AWAY		0-2-0		0-0-0		1-1-0					
0-0-0		0-0-0		0-0-0		NEUTRAL		0-0-0		0-0-0		0-0-0					
RPI	S	Opponent		Score		RPI	S	Opponent		Score		RPI	S	Opponent		Score	
2	N	Auburn		4	9	27	N	Marshall		5	4	54	N	Illinois St.		4	2
3	N	Arizona		2	21	36	N	Ohio St.		0	5	57	A	Saint Francis (PA)		1	9
18	N	BYU		10	5	39	A	Fla. Atlantic		4	6	57	A	Saint Francis (PA)		1	2
19	N	Illinois		3	11	47	N	FIU		2	4	75	A	Hofstra		1	4
												83	N	North Florida		1	4
												91	A	Stetson		8	9
												91	N	Stetson		6	11

Non-Div. I Games:

LIU Brooklyn

RPI	S	Opponent	Score	
279	N	Brown	8	0

LIU Brooklyn

L
I
U
B
r
o
o
k
l
y
n

L
I
U
B
r
o
o
k
l
y
n

Average RPI Win:	188	WON-LOST RECORD	WINNING PCT. RANK	LAST 10 GAMES	STRENGTH OF SCHEDULE	OPP. STRENGTH OF SCHEDULE	TEAM RPI	ADJ RPI	CONF. RPI	ADJ CONF. RPI	
DIV. I ONLY	20-20-0	.5	138	4-6-0	195	207	162	.48281	161	18	17
DIV. I NON-CONF.	16-12-0	.57143	104	2-1-0	206	220	140	.49881	141	18	17
<hr/>											
TOTALS	RPI 1-25	RPI 26-50		W-L RECORDS	RPI 51-100		RPI 101-150		RPI 150+		
20-20-0	0-0-0	1-3-0		OVERALL	3-3-0		1-6-0		15-8-0		
9-6-0	0-0-0	0-0-0		HOME	1-1-0		0-3-0		8-2-0		
7-12-0	0-0-0	1-2-0		AWAY	2-2-0		1-3-0		3-5-0		
4-2-0	0-0-0	0-1-0		NEUTRAL	0-0-0		0-0-0		4-1-0		
16-12-0	0-0-0	1-3-0		NON-CONFERENCE	2-1-0		1-3-0		12-5-0		
8-1-0	0-0-0	0-0-0		HOME	1-1-0		0-0-0		7-0-0		
4-9-0	0-0-0	1-0-		AWAY	1-0-0		1-3-0		1-4-0		
4-2-0	0-0-0	0-1-0		NEUTRAL	0-0-0		0-0-0		4-1-0		
4-8-0	0-0-0	0-0-0		CONFERENCE	1-2-0		0-3-0		3-3-0		
1-5-0	0-0-0	0-0-0		HOME	0-0-0		0-3-0		1-2-0		
3-3-0	0-0-0	0-0-0		AWAY	1-2-0		0-0-0		2-1-0		
0-0-0	0-0-0	0-0-0		NEUTRAL	0-0-0		0-0-0		0-0-0		
RPI	S	Opponent	Score	RPI	S	Opponent	Score	RPI	S	Opponent	Score
				43	A	Kennesaw St.	3 11	53	A	Georgia St.	7 1
				43	A	Kennesaw St.	10 6	78	A	Liberty	11 2
				43	N	Kennesaw St.	1 3	78	A	Liberty	5 6
				45	A	USC Upstate	0 7	78	A	Liberty	2 5
								79	H	St. John's (NY)	7 9
								79	H	St. John's (NY)	2 0
								105	H	Campbell	4 5
								105	H	Campbell	6 14
								105	H	Campbell	2 3
								123	A	Morehead St.	2 4
								123	A	Morehead St.	3 4
								125	A	East Carolina	0 5
								131	A	Furman	2 1
								152	H	Virginia	5 2
								166	A	Georgia Tech	0 3
								166	A	Georgia Tech	4 0
								174	N	UConn	8 3
								185	H	Charleston So.	5 1
								185	H	Charleston So.	1 8
								185	H	Charleston So.	2 10
								192	N	Tennessee Tech	6 5
								203	A	ETSU	2 10
								203	A	ETSU	3 4
								204	N	Youngstown St.	5 8
								204	N	Youngstown St.	3 1
								215	N	IUPUI	6 3
								237	H	Western Caro.	5 4
								237	H	Western Caro.	3 0
								243	A	Gardner-Webb	5 4
								243	A	Gardner-Webb	1 4
								243	A	Gardner-Webb	6 4
								252	A	Chattanooga	3 10
								278	H	N.C. Central	6 1

Non-Div. I Games:

Radford

RPI	S	Opponent	Score	
278	H	N.C. Central	6	0
282	H	Norfolk St.	8	0
282	H	Norfolk St.	10	2

Radford

R
a
d
f
o
r
d

R
a
d
f
o
r
d

Average RPI Win:	217	WON-LOST	WINNING	LAST 10	STRENGTH OF	OPP. STRENGTH	TEAM	ADJ	CONF.	ADJ CONF.			
Average RPI Loss:	154	RECORD	PCT. RANK	GAMES	SCHEDULE	OF SCHEDULE	RPI	RPI	RPI	RPI			
DIV. I ONLY		24-13-0	.64865	59	8-2-0	269	223	160	.48224	162	17	18	
DIV. I NON-CONF.		17-8-0	.68	61	3-0-0	279	239	153	.488	158	20	20	
<hr/>													
TOTALS	RPI 1-25	RPI 26-50		W-L RECORDS		RPI 51-100		RPI 101-150		RPI 150+			
24-13-0	0-0-0	0-0-0		OVERALL		1-2-0		1-4-0		22-7-0			
7-1-0	0-0-0	0-0-0		HOME		0-0-0		0-0-0		7-1-0			
9-6-0	0-0-0	0-0-0		AWAY		1-0-0		0-2-0		8-4-0			
8-6-0	0-0-0	0-0-0		NEUTRAL		0-2-0		1-2-0		7-2-0			
17-8-0	0-0-0	0-0-0		NON-CONFERENCE		1-2-0		1-4-0		15-2-0			
5-0-0	0-0-0	0-0-0		HOME		0-0-0		0-0-0		5-0-0			
4-2-0	0-0-0	0-0-		AWAY		1-0-0		0-2-0		3-0-0			
8-6-0	0-0-0	0-0-0		NEUTRAL		0-2-0		1-2-0		7-2-0			
7-5-0	0-0-0	0-0-0		CONFERENCE		0-0-0		0-0-0		7-5-0			
2-1-0	0-0-0	0-0-0		HOME		0-0-0		0-0-0		2-1-0			
5-4-0	0-0-0	0-0-0		AWAY		0-0-0		0-0-0		5-4-0			
0-0-0	0-0-0	0-0-0		NEUTRAL		0-0-0		0-0-0		0-0-0			
RPI	S	Opponent	Score	RPI	S	Opponent	Score	RPI	S	Opponent	Score		
						53 N	Georgia St.	3	4	104 N	Michigan St.	1	7
						55 A	South Fla.	5	0	134 N	Purdue	0	2
						73 N	Central Mich.	0	5	136 A	Delaware	4	5
										136 A	Delaware	4	6
										143 N	UAB	8	3
										159 H	Creighton	3	12
										159 H	Creighton	5	3
										159 H	Creighton	7	0
										183 A	Butler	0	5
										183 A	Butler	5	9
										183 A	Butler	1	4
										199 A	Seton Hall	8	7
										199 A	Seton Hall	8	2
										199 A	Seton Hall	6	8
										207 A	Penn	8	1
										209 N	Monmouth	3	2
										212 N	Eastern Mich.	1	0
										214 N	Quinnipiac	1	2
										217 A	Georgetown	8	6
										217 A	Georgetown	10	2
										217 A	Georgetown	8	0
						LAST 10 GAMES				221 N	Oakland	8	4
						217 A	Georgetown	8	0	226 N	Western Mich.	5	2
						217 A	Georgetown	10	2	240 H	La Salle	7	5
						217 A	Georgetown	8	6	244 H	Delaware St.	4	1
						247 A	Lafayette	4	0	244 H	Delaware St.	6	2
						247 A	Lafayette	6	2	247 A	Lafayette	4	0

Non-Div. I Games:

Villanova

RPI	S	Opponent	Score	
247	A	Lafayette	6	2
250	N	South Dakota St.	3	5
253	N	Yale	7	4
256	N	Canisius	4	3
268	N	Fort Wayne	10	8
284	H	Rider	15	0
284	H	Rider	9	1

Average RPI Win: 192		WON-LOST	WINNING	LAST 10	STRENGTH OF		OPP. STRENGTH	TEAM	ADJ		CONF.	ADJ CONF.
Average RPI Loss: 105		RECORD	PCT. RANK	GAMES	SCHEDULE		OF SCHEDULE	RPI	RPI		RPI	RPI
DIV. I ONLY		20-26-0	.43478	168	4-6-0		128	163	157		.48186	163
DIV. I NON-CONF.		14-20-0	.41176	182	0-1-0		128	128	165		.48297	170
TOTALS		RPI 1-25	RPI 26-50		W-L RECORDS		RPI 51-100		RPI 101-150		RPI 150+	
20-26-0		1-2-0	0-6-0		OVERALL		0-7-0		6-5-0		13-6-0	
13-11-0		0-0-0	0-1-0		HOME		0-4-0		4-2-0		9-4-0	
2-8-0		0-2-0	0-0-0		AWAY		0-2-0		1-2-0		1-2-0	
5-7-0		1-0-0	0-5-0		NEUTRAL		0-1-0		1-1-0		3-0-0	
14-20-0		1-2-0	0-6-0		NON-CONFERENCE		0-7-0		3-2-0		10-3-0	
9-9-0		0-0-0	0-1-0		HOME		0-4-0		2-1-0		7-3-0	
0-4-0		0-2-0	0-0-0		AWAY		0-2-0		0-0-0		0-0-0	
5-7-0		1-0-0	0-5-0		NEUTRAL		0-1-0		1-1-0		3-0-0	
6-6-0		0-0-0	0-0-0		CONFERENCE		0-0-0		3-3-0		3-3-0	
4-2-0		0-0-0	0-0-0		HOME		0-0-0		2-1-0		2-1-0	
2-4-0		0-0-0	0-0-0		AWAY		0-0-0		1-2-0		1-2-0	
0-0-0		0-0-0	0-0-0		NEUTRAL		0-0-0		0-0-0		0-0-0	
RPI S	Opponent	Score	RPI S	Opponent	Score	RPI S	Opponent	Score	RPI S	Opponent	Score	
2 A	Auburn	1 10	26 N	Georgia	3 12	53 H	Georgia St.	4 8	112 H	UNCG	6 2	
20 N	James Madison	4 0	35 H	Notre Dame	2 7	63 N	Boston College	4 8	112 H	UNCG	1 2	
22 A	South Carolina	1 3	36 N	Ohio St.	0 4	65 A	UCF	2 3	112 H	UNCG	5 2	
			40 N	SIUE	3 4	65 A	UCF	4 8	117 H	Kent St.	1 9	
			40 N	SIUE	2 5	80 H	Murray St.	4 9	120 H	Eastern Ill.	7 4	
			47 N	FIU	5 16	85 H	Belmont	0 5	120 H	Eastern Ill.	3 1	
						85 H	Belmont	12 13	122 N	Kansas	4 5	
									126 N	Evansville	3 1	
									131 A	Furman	3 4	
									131 A	Furman	1 0	
									131 A	Furman	0 1	
									159 N	Creighton	10 6	
									175 H	Dayton	4 0	
									203 A	ETSU	0 2	
									203 A	ETSU	1 2	
									203 A	ETSU	2 0	
									212 H	Eastern Mich.	2 3	
									235 H	Marist	6 3	
									241 H	Florida A&M	6 9	
									241 H	Florida A&M	8 7	
									244 N	Delaware St.	4 1	
									246 H	Portland St.	5 1	
									252 H	Chattanooga	3 4	
									252 H	Chattanooga	7 1	
									252 H	Chattanooga	9 2	
									261 N	Bryant	7 0	
									268 H	Fort Wayne	3 4	
LAST 10 GAMES			LAST 10 GAMES			LAST 10 GAMES			LAST 10 GAMES			
131 A	Furman	1 0	112 H	UNCG	5 2	112 H	UNCG	6 2	203 A	ETSU	0 2	
131 A	Furman	3 4	112 H	UNCG	6 2	203 A	ETSU	1 2	203 A	ETSU	2 0	
131 A	Furman	0 1	203 A	ETSU	0 2	203 A	ETSU	1 2	203 A	ETSU	2 0	
22 A	South Carolina	1 3	203 A	ETSU	1 2	203 A	ETSU	2 0	203 A	ETSU	2 0	
112 H	UNCG	1 2	203 A	ETSU	2 0	203 A	ETSU	2 0	203 A	ETSU	2 0	

Non-Div. I Games:

Mercer

RPI	S	Opponent	Score	
268	H	Fort Wayne	9	1
285	H	Savannah St.	21	2
285	H	Savannah St.	8	1

Mercer

M
e
r
c
e
r

M
e
r
c
e
r

RPI	S	Opponent	Score	
247	A	Lafayette	6	2
248	N	Detroit Mercy	4	2
268	N	Fort Wayne	13	8
269	H	Holy Cross	7	6
269	H	Holy Cross	2	4
269	H	Holy Cross	2	5
279	N	Brown	3	2
291	H	Hartford	5	1
291	H	Hartford	3	0

Army West Point

A
r
m
y
W
e
s
t
P
o
i
n
t

A
r
m
y
W
e
s
t
P
o
i
n
t

Average RPI Win:		132	WON-LOST RECORD		WINNING PCT. RANK	LAST 10 GAMES	STRENGTH OF SCHEDULE		OPP. STRENGTH OF SCHEDULE	TEAM RPI	ADJ RPI	CONF. RPI	ADJ CONF. RPI
Average RPI Loss:		113											
DIV. I ONLY			14-22-1		.39189	205	3-7-0		123	92	164	.48055	165
DIV. I NON-CONF.			10-15-1		.40385	187	0-1-0		111	43	145	.49414	145
TOTALS		RPI 1-25	RPI 26-50		W-L RECORDS		RPI 51-100		RPI 101-150		RPI 150+		
14-22-1		0-2-0	0-4-0		OVERALL		5-5-0		6-5-0		3-6-1		
5-7-1		0-0-0	0-0-0		HOME		3-2-0		1-3-0		1-2-1		
3-7-0		0-0-0	0-1-0		AWAY		0-1-0		2-2-0		1-3-0		
6-8-0		0-2-0	0-3-0		NEUTRAL		2-2-0		3-0-0		1-1-0		
10-15-1		0-2-0	0-4-0		NON-CONFERENCE		4-4-0		5-3-0		1-2-1		
2-2-1		0-0-0	0-0-0		HOME		2-1-0		0-1-0		0-0-1		
2-5-0		0-0-0	0-0-		AWAY		0-1-0		2-2-0		0-1-0		
6-8-0		0-2-0	0-3-0		NEUTRAL		2-2-0		3-0-0		1-1-0		
4-7-0		0-0-0	0-0-0		CONFERENCE		1-1-0		1-2-0		2-4-0		
3-5-0		0-0-0	0-0-0		HOME		1-1-0		1-2-0		1-2-0		
1-2-0		0-0-0	0-0-0		AWAY		0-0-0		0-0-0		1-2-0		
0-0-0		0-0-0	0-0-0		NEUTRAL		0-0-0		0-0-0		0-0-0		
RPI S	Opponent	Score	RPI S	Opponent	Score	RPI S	Opponent	Score	RPI S	Opponent	Score		
18 N	BYU	4 9	42 N	Oregon St.	3 6	58 N	Cal Poly	2 7	119 N	DePaul	9 2		
18 N	BYU	1 7	42 N	Oregon St.	0 3	67 N	CSUN	4 2	119 N	DePaul	10 1		
			42 N	Oregon St.	5 6	67 N	CSUN	2 4	130 A	Pacific	2 1		
			46 A	Fresno St.	2 5	68 A	Hawaii	0 5	130 A	Pacific	3 4		
						94 N	Boise St.	8 3	132 H	Montana	2 3		
						96 H	UC Santa Barbara	0 4	132 H	Montana	5 3		
						98 H	Weber St.	4 0	132 H	Montana	2 3		
						98 H	Weber St.	2 3	133 A	Loyola Marymount	7 2		
						100 H	Nevada	5 0	143 N	UAB	5 3		
						100 H	Nevada	3 0	144 A	UC Davis	2 5		
									144 H	UC Davis	3 4		
									186 N	Seattle U	2 8		
									188 A	North Dakota	12 6		
									188 A	North Dakota	1 4		
									188 A	North Dakota	1 6		
									199 H	Seton Hall	2 2		
									205 H	Idaho St.	10 1		
									205 H	Idaho St.	1 4		
									205 H	Idaho St.	4 6		
									213 N	Dartmouth	9 1		
									230 A	Santa Clara	1 2		
			LAST 10 GAMES										
			188 A	North Dakota	1 6	132 H	Montana	5 3					
			188 A	North Dakota	12 6	230 A	Santa Clara	1 2					
			188 A	North Dakota	1 4	205 H	Idaho St.	10 1					
			132 H	Montana	2 3	205 H	Idaho St.	1 4					
			132 H	Montana	2 3	205 H	Idaho St.	4 6					

Non-Div. I Games:

Sacramento St.

Average RPI Win:	121	WON-LOST RECORD	WINNING PCT. RANK	LAST 10 GAMES	STRENGTH OF SCHEDULE	OPP. STRENGTH OF SCHEDULE	TEAM RPI	ADJ RPI	CONF. RPI	ADJ CONF. RPI					
DIV. I ONLY		13-30-0	.30233	255	3-7-0	79	31	172	.47996	166	4	4			
DIV. I NON-CONF.		7-17-0	.29167	237	0-1-0	98	31	190	.47051	186	4	4			
<hr/>															
TOTALS	RPI 1-25	RPI 26-50		W-L RECORDS		RPI 51-100		RPI 101-150		RPI 150+					
13-30-0	0-8-0	2-4-0		OVERALL		3-7-0		0-3-0		8-8-0					
10-15-0	0-1-0	2-2-0		HOME		2-5-0		0-3-0		6-4-0					
3-10-0	0-3-0	0-1-0		AWAY		1-2-0		0-0-0		2-4-0					
0-5-0	0-4-0	0-1-0		NEUTRAL		0-0-0		0-0-0		0-0-0					
7-17-0	0-5-0	0-2-0		NON-CONFERENCE		1-3-0		0-3-0		6-4-0					
6-10-0	0-1-0	0-1-0		HOME		0-1-0		0-3-0		6-4-0					
1-3-0	0-0-0	0-0-		AWAY		1-2-0		0-0-0		0-0-0					
0-4-0	0-4-0	0-0-0		NEUTRAL		0-0-0		0-0-0		0-0-0					
6-13-0	0-3-0	2-2-0		CONFERENCE		2-4-0		0-0-0		2-4-0					
4-5-0	0-0-0	2-1-0		HOME		2-4-0		0-0-0		0-0-0					
2-7-0	0-3-0	0-0-0		AWAY		0-0-0		0-0-0		2-4-0					
0-1-0	0-0-0	0-1-0		NEUTRAL		0-0-0		0-0-0		0-0-0					
<hr/>															
RPI	S	Opponent	Score	RPI	S	Opponent	Score	RPI	S	Opponent	Score	RPI	S	Opponent	Score
8	A	Florida St.	0 8	26	A	Georgia	2 7	53	A	Georgia St.	8 3	104	H	Michigan St.	3 7
8	A	Florida St.	8 13	33	N	North Carolina	3 7	53	H	Georgia St.	5 9	138	H	Penn St.	3 8
8	A	Florida St.	0 4	35	H	Notre Dame	9 8	64	H	Syracuse	8 7	138	H	Penn St.	2 3
17	N	California	1 8	35	H	Notre Dame	8 7	64	H	Syracuse	2 6	152	A	Virginia	2 4
17	N	California	8 10	35	H	Notre Dame	6 8	64	H	Syracuse	5 7	152	A	Virginia	2 3
19	H	Illinois	6 10	50	H	Jacksonville St.	1 7	83	A	North Florida	3 5	152	A	Virginia	10 5
19	N	Illinois	2 4					83	A	North Florida	0 8	153	H	Iowa	6 5
19	N	Illinois	1 10					99	H	North Carolina St.	7 6	153	H	Iowa	3 2
								99	H	North Carolina St.	11 12	154	A	Virginia Tech	5 6
								99	H	North Carolina St.	0 3	154	A	Virginia Tech	7 3
												154	A	Virginia Tech	6 13
												157	H	North Dakota St.	6 8
												157	H	North Dakota St.	1 2
												157	H	North Dakota St.	5 4
												161	H	Radford	0 4
												161	H	Radford	3 0
												176	H	Omaha	5 1
												176	H	Omaha	2 1
												184	H	Southeast Mo. St.	1 6
<hr/>															
				LAST 10 GAMES											
				152	A	Virginia	2 4	99	H	North Carolina St.	11 12				
				152	A	Virginia	2 3	99	H	North Carolina St.	7 6				
				152	A	Virginia	10 5	154	A	Virginia Tech	7 3				
				26	A	Georgia	2 7	154	A	Virginia Tech	6 13				
				99	H	North Carolina St.	0 3	154	A	Virginia Tech	5 6				

Non-Div. I Games:

Georgia Tech

Average RPI Win: 185		WON-LOST RECORD		WINNING PCT. RANK		LAST 10 GAMES		STRENGTH OF SCHEDULE		OPP. STRENGTH OF SCHEDULE		TEAM RPI		ADJ RPI		CONF. RPI		ADJ CONF. RPI	
DIV. I ONLY		16-30-0		.34783 236		1-9-0		87		97		173		.47968 167		3		3	
DIV. I NON-CONF.		15-19-0		.44118 168		0-3-0		195		178		185		.47346 180		3		3	
TOTALS		RPI 1-25		RPI 26-50		W-L RECORDS		RPI 51-100		RPI 101-150		RPI 150+							
16-30-0		0-6-0		1-3-0		OVERALL		2-7-0		3-12-0		10-2-0							
2-5-0		0-0-0		1-2-0		HOME		0-0-0		0-3-0		1-0-0							
5-15-0		0-6-0		0-1-0		AWAY		1-3-0		1-4-0		3-1-0							
9-10-0		0-0-0		0-0-0		NEUTRAL		1-4-0		2-5-0		6-1-0							
15-19-0		0-0-0		0-1-0		NON-CONFERENCE		2-7-0		3-9-0		10-2-0							
1-0-0		0-0-0		0-0-0		HOME		0-0-0		0-0-0		1-0-0							
5-9-0		0-0-0		0-0-		AWAY		1-3-0		1-4-0		3-1-0							
9-10-0		0-0-0		0-0-0		NEUTRAL		1-4-0		2-5-0		6-1-0							
1-11-0		0-6-0		1-2-0		CONFERENCE		0-0-0		0-3-0		0-0-0							
1-5-0		0-0-0		1-2-0		HOME		0-0-0		0-3-0		0-0-0							
0-6-0		0-6-0		0-0-0		AWAY		0-0-0		0-0-0		0-0-0							
0-0-0		0-0-0		0-0-0		NEUTRAL		0-0-0		0-0-0		0-0-0							
RPI	S	Opponent	Score		RPI	S	Opponent	Score		RPI	S	Opponent	Score		RPI	S	Opponent	Score	
10	A	Baylor	0	7	29	A	Louisiana	1	9	60	A	Nebraska	3	5	102	N	Southern Miss.	6	4
10	A	Baylor	1	5	37	H	Oklahoma St.	3	11	60	A	Nebraska	1	2	110	N	Ball St.	7	4
10	A	Baylor	6	9	37	H	Oklahoma St.	10	9	62	N	Utah St.	2	1	114	N	Indiana	1	4
13	A	Oklahoma	1	7	37	H	Oklahoma St.	2	10	65	A	UCF	3	11	115	H	Texas Tech	2	4
13	A	Oklahoma	0	20						65	A	UCF	5	3	115	H	Texas Tech	2	6
13	A	Oklahoma	4	13						70	N	San Jose St.	1	4	115	H	Texas Tech	4	18
										80	N	Murray St.	4	11	118	A	FGCU	5	2
										96	N	UC Santa Barbara	3	4	118	A	FGCU	4	7
										100	N	Nevada	1	9	119	N	DePaul	1	3
															119	N	DePaul	2	3
															127	N	UNLV	1	3
															135	A	Drake	2	3
															140	N	Massachusetts	4	6
															143	A	UAB	1	7
															144	A	UC Davis	1	3
															190	A	Samford	2	6
															199	N	Seton Hall	2	0
															199	N	Seton Hall	6	5
															215	N	IUPUI	2	0
															219	N	Utah Valley	0	1
															256	N	Canisius	4	3
															263	N	Drexel	9	1
															265	A	Tennessee St.	11	3
															265	A	Tennessee St.	2	0
															265	A	Tennessee St.	9	0
															272	H	Alabama A&M	5	1
															272	N	Alabama A&M	21	1
LAST 10 GAMES																			
					37	H	Oklahoma St.	10	9	10	A	Baylor	0	7					
					37	H	Oklahoma St.	3	11	10	A	Baylor	1	5					
					37	H	Oklahoma St.	2	10	60	A	Nebraska	1	2					
					135	A	Drake	2	3	60	A	Nebraska	3	5					
					10	A	Baylor	6	9	13	A	Oklahoma	4	13					

Non-Div. I Games:

Iowa St.

Average RPI Win: 177		WON-LOST RECORD		WINNING PCT. RANK		LAST 10 GAMES		STRENGTH OF SCHEDULE		OPP. STRENGTH OF SCHEDULE		TEAM RPI		ADJ RPI		CONF. RPI		ADJ CONF. RPI	
DIV. I ONLY		15-26-0		.36585 224		5-5-0		94		118		170		.47959 168		19		19	
DIV. I NON-CONF.		8-18-0		.30769 231		0-1-0		40		58		163		.48636 164		16		16	
TOTALS		RPI 1-25		RPI 26-50		W-L RECORDS		RPI 51-100		RPI 101-150		RPI 150+							
15-26-0		0-3-0		0-3-0		OVERALL		0-8-0		6-6-0		9-6-0							
5-6-0		0-0-0		0-0-0		HOME		0-1-0		2-4-0		3-1-0							
4-13-0		0-2-0		0-3-0		AWAY		0-4-0		1-1-0		3-3-0							
6-7-0		0-1-0		0-0-0		NEUTRAL		0-3-0		3-1-0		3-2-0							
8-18-0		0-3-0		0-3-0		NON-CONFERENCE		0-8-0		4-2-0		4-2-0							
1-1-0		0-0-0		0-0-0		HOME		0-1-0		0-0-0		1-0-0							
1-10-0		0-2-0		0-0-		AWAY		0-4-0		1-1-0		0-0-0							
6-7-0		0-1-0		0-0-0		NEUTRAL		0-3-0		3-1-0		3-2-0							
7-8-0		0-0-0		0-0-0		CONFERENCE		0-0-0		2-4-0		5-4-0							
4-5-0		0-0-0		0-0-0		HOME		0-0-0		2-4-0		2-1-0							
3-3-0		0-0-0		0-0-0		AWAY		0-0-0		0-0-0		3-3-0							
0-0-0		0-0-0		0-0-0		NEUTRAL		0-0-0		0-0-0		0-0-0							
RPI	S	Opponent		Score		RPI	S	Opponent		Score		RPI	S	Opponent		Score			
5	A	Texas A&M		0	8	28	A	Missouri		6	14	53	N	Georgia St.		1	3		
5	A	Texas A&M		7	8	34	A	Mississippi St.		0	2	69	A	South Ala.		0	3		
7	N	Oregon		2	8	34	A	Mississippi St.		1	2	87	H	La.-Monroe		1	5		
												88	A	North Texas		1	6		
												90	A	UT Arlington		0	6		
												93	A	Louisiana Tech		0	8		
												95	N	Western Ky.		0	2		
												95	N	Western Ky.		1	4		
														128 H Lamar University		4	2		
														128 H Lamar University		2	3		
														141 N New Mexico		3	1		
														141 N New Mexico		5	1		
														150 N Maryland		5	4		
														183 N Butler		2	3		
														183 N Butler		3	2		
														189 N Middle Tenn.		3	0		
														192 N Tennessee Tech		2	3		
														192 N Tennessee Tech		10	1		
														193 A Central Ark.		2	11		
														193 A Central Ark.		5	2		
														193 A Central Ark.		3	4		
														196 A Sam Houston St.		3	1		
														196 A Sam Houston St.		0	1		
														196 A Sam Houston St.		5	2		
														224 H Houston Baptist		2	0		
														224 H Houston Baptist		8	6		
														224 H Houston Baptist		1	3		
														283 H Texas Southern		3	0		
LAST 10 GAMES																			
												</							

Non-Div. I Games:

SFA

Average RPI Win: 204		WON-LOST RECORD		WINNING PCT. RANK		LAST 10 GAMES		STRENGTH OF SCHEDULE		OPP. STRENGTH OF SCHEDULE		TEAM RPI		ADJ RPI		CONF. RPI		ADJ CONF. RPI		
DIV. I ONLY		20-27-0		.42553 175		6-4-0		119		171		158		.47835 169		16		16		
DIV. I NON-CONF.		12-20-0		.375 204		0-0-0		125		146		178		.47011 187		17		18		
TOTALS		RPI 1-25		RPI 26-50		W-L RECORDS		RPI 51-100		RPI 101-150		RPI 150+								
20-27-0		0-2-0		0-5-0		OVERALL		1-12-0		1-4-0		18-4-0								
6-2-0		0-0-0		0-0-0		HOME		1-2-0		0-0-0		5-0-0								
2-15-0		0-0-0		0-3-0		AWAY		0-7-0		1-3-0		1-1-0								
12-10-0		0-2-0		0-2-0		NEUTRAL		0-2-0		0-1-0		12-3-0								
12-20-0		0-2-0		0-5-0		NON-CONFERENCE		0-7-0		0-2-0		12-4-0								
0-0-0		0-0-0		0-0-0		HOME		0-0-0		0-0-0		0-0-0								
0-10-0		0-0-0		0-0-		AWAY		0-5-0		0-1-0		0-1-0								
12-10-0		0-2-0		0-2-0		NEUTRAL		0-2-0		0-1-0		12-3-0								
8-7-0		0-0-0		0-0-0		CONFERENCE		1-5-0		1-2-0		6-0-0								
6-2-0		0-0-0		0-0-0		HOME		1-2-0		0-0-0		5-0-0								
2-5-0		0-0-0		0-0-0		AWAY		0-3-0		1-2-0		1-0-0								
0-0-0		0-0-0		0-0-0		NEUTRAL		0-0-0		0-0-0		0-0-0								
RPI S	Opponent		Score		RPI S	Opponent		Score		RPI S	Opponent		Score		RPI S	Opponent		Score		
15 N	Utah		3	17	32 N	Tulsa		4	5	64 N	Syracuse		0	5	129 A	Miami (OH)		4	0	
15 N	Utah		1	10	39 A	Fla. Atlantic		0	8	68 A	Hawaii		1	8	129 A	Miami (OH)		1	14	
					40 A	SIUE		2	3	68 A	Hawaii		1	6	129 A	Miami (OH)		5	9	
					44 N	Wisconsin		7	10	68 A	Hawaii		0	3	131 A	Furman		0	1	
					45 A	USC Upstate		1	4	68 A	Hawaii		1	4	132 N	Montana		6	8	
										71 A	Ohio		1	10	176 N	Omaha		17	5	
										71 A	Ohio		7	8	183 N	Butler		4	3	
										71 A	Ohio		2	3	183 N	Butler		6	0	
										73 H	Central Mich.		4	2	185 N	Charleston So.		6	5	
										73 H	Central Mich.		4	6	185 N	Charleston So.		2	1	
										73 H	Central Mich.		0	1	185 N	Charleston So.		2	1	
										79 N	St. John's (NY)		3	4	185 N	Charleston So.		7	5	
										86 A	UNI		0	8	186 N	Seattle U		2	1	
															186 N	Seattle U		6	2	
															211 N	Northern Ky.		2	4	
															212 A	Eastern Mich.		4	0	
															212 H	Eastern Mich.		5	4	
															212 H	Eastern Mich.		6	4	
															235 N	Marist		5	3	
															237 N	Western Caro.		4	2	
															245 N	Sacred Heart		0	3	
															250 N	South Dakota St.		3	6	
															268 A	Fort Wayne		7	9	
															277 H	Buffalo		7	0	
															277 H	Buffalo		6	3	
															277 H	Buffalo		5	1	
															285 N	Savannah St.		14	4	
				LAST 10 GAMES																
				73 H	Central Mich.		4	6	129 A	Miami (OH)		1	14	268 A	Fort Wayne		7	9		
				73 H	Central Mich.		4	2	129 A	Miami (OH)		5	9	277 H	Buffalo		7	0		
				73 H	Central Mich.		0	1	212 H	Eastern Mich.		5	4	277 H	Buffalo		6	3		
				212 A	Eastern Mich.		4	0	212 H	Eastern Mich.		6	4	277 H	Buffalo		5	1		
				129 A	Miami (OH)		4	0	277 H	Buffalo		5	1	285 N	Savannah St.		14	4		

Non-Div. I Games:

Toledo

Average RPI Win: 159		WON-LOST	WINNING	LAST 10	STRENGTH OF		OPP. STRENGTH	TEAM	ADJ		CONF.	ADJ CONF.
Average RPI Loss: 113		RECORD	PCT. RANK	GAMES	SCHEDULE		OF SCHEDULE	RPI	RPI		RPI	RPI
DIV. I ONLY		14-26-0	.35	234	2-8-0		89	141	177		.47804	170
DIV. I NON-CONF.		12-14-0	.46154	157	1-1-0		129	135	142		.50044	135
TOTALS		RPI 1-25	RPI 26-50		W-L RECORDS		RPI 51-100		RPI 101-150		RPI 150+	
14-26-0		0-0-0	1-6-0		OVERALL		2-6-0		4-5-0		7-9-0	
3-4-0		0-0-0	0-0-0		HOME		0-0-0		1-2-0		2-2-0	
5-14-0		0-0-0	1-6-0		AWAY		2-4-0		1-1-0		1-3-0	
6-8-0		0-0-0	0-0-0		NEUTRAL		0-2-0		2-2-0		4-4-0	
12-14-0		0-0-0	1-4-0		NON-CONFERENCE		2-2-0		3-4-0		6-4-0	
2-1-0		0-0-0	0-0-0		HOME		0-0-0		0-1-0		2-0-0	
4-6-0		0-0-0	1-0-		AWAY		2-1-0		1-1-0		0-0-0	
6-7-0		0-0-0	0-0-0		NEUTRAL		0-1-0		2-2-0		4-4-0	
2-12-0		0-0-0	0-2-0		CONFERENCE		0-4-0		1-1-0		1-5-0	
1-3-0		0-0-0	0-0-0		HOME		0-0-0		1-1-0		0-2-0	
1-8-0		0-0-0	0-2-0		AWAY		0-3-0		0-0-0		1-3-0	
0-1-0		0-0-0	0-0-0		NEUTRAL		0-1-0		0-0-0		0-0-0	
RPI S	Opponent	Score	RPI S	Opponent	Score	RPI S	Opponent	Score	RPI S	Opponent	Score	
			30 A	Ole Miss	0 6	54 N	Illinois St.	2 7	105 H	Campbell	6 8	
			38 A	Lipscomb	1 3	72 A	Memphis	1 8	107 N	Nicholls St.	1 6	
			38 A	Lipscomb	6 7	72 A	Memphis	4 2	107 N	Nicholls St.	4 3	
			38 A	Lipscomb	0 8	80 A	Murray St.	1 3	123 H	Morehead St.	0 11	
			43 A	Kennesaw St.	9 1	89 A	UT Martin	2 8	123 H	Morehead St.	7 1	
			50 A	Jacksonville St.	0 7	89 A	UT Martin	0 4	123 N	Northern Ill.	3 5	
			50 A	Jacksonville St.	3 4	89 N	UT Martin	2 4	123 N	Northern Ill.	6 3	
						95 A	Western Ky.	10 6	126 A	Evansville	12 2	
									126 A	Evansville	7 10	
									151 H	Eastern Ky.	3 7	
									151 H	Eastern Ky.	0 1	
									180 N	Indiana St.	5 17	
									184 A	Southeast Mo. St.	0 4	
									184 A	Southeast Mo. St.	0 3	
									190 H	Samford	5 2	
									190 H	Samford	10 7	
									192 A	Tennessee Tech	1 0	
									192 A	Tennessee Tech	5 6	
									195 N	Saint Louis	5 4	
									195 N	Saint Louis	5 6	
									195 N	Saint Louis	5 14	
									208 N	Wright St.	3 2	
									215 N	IUPUI	1 6	
									270 N	Mississippi Val.	14 3	
									289 N	South Carolina St.	12 2	
LAST 10 GAMES			50 A	Jacksonville St.	0 7	184 A	Southeast Mo. St.	0 4				
			50 A	Jacksonville St.	3 4	126 A	Evansville	7 10				
			89 A	UT Martin	0 4	126 A	Evansville	12 2				
			89 A	UT Martin	2 8	192 A	Tennessee Tech	5 6				
			184 A	Southeast Mo. St.	0 3	192 A	Tennessee Tech	1 0				

Non-Div. I Games:

Austin Peay

Average RPI Win: 190		WON-LOST RECORD		WINNING PCT. RANK		LAST 10 GAMES		STRENGTH OF SCHEDULE		OPP. STRENGTH OF SCHEDULE		TEAM RPI		ADJ RPI		CONF. RPI		ADJ CONF. RPI					
DIV. I ONLY		13-19-0		.40625 194		5-5-0		112		193		167		.47713 171		29		29					
DIV. I NON-CONF.		8-17-0		.32 225		1-3-0		116		126		197		.46219 197		29		29					
TOTALS		RPI 1-25		RPI 26-50		W-L RECORDS		RPI 51-100		RPI 101-150		RPI 150+											
13-19-0		0-3-0		1-1-0		OVERALL		0-6-0		3-2-0		9-7-0											
4-5-0		0-0-0		0-0-0		HOME		0-0-0		0-0-0		4-5-0											
4-4-0		0-0-0		0-0-0		AWAY		0-2-0		1-1-0		3-1-0											
5-10-0		0-3-0		1-1-0		NEUTRAL		0-4-0		2-1-0		2-1-0											
8-17-0		0-3-0		1-1-0		NON-CONFERENCE		0-6-0		3-2-0		4-5-0											
1-3-0		0-0-0		0-0-0		HOME		0-0-0		0-0-0		1-3-0											
2-4-0		0-0-0		0-0-		AWAY		0-2-0		1-1-0		1-1-0											
5-10-0		0-3-0		1-1-0		NEUTRAL		0-4-0		2-1-0		2-1-0											
5-2-0		0-0-0		0-0-0		CONFERENCE		0-0-0		0-0-0		5-2-0											
3-2-0		0-0-0		0-0-0		HOME		0-0-0		0-0-0		3-2-0											
2-0-0		0-0-0		0-0-0		AWAY		0-0-0		0-0-0		2-0-0											
0-0-0		0-0-0		0-0-0		NEUTRAL		0-0-0		0-0-0		0-0-0											
RPI	S	Opponent		Score		RPI	S	Opponent		Score		RPI	S	Opponent		Score							
15	N	Utah		2	7	37	N	Oklahoma St.		6	3	55	N	South Fla.		0	10	127	N	UNLV	7	2	
20	N	James Madison		0	6	44	N	Wisconsin		1	9	62	N	Utah St.		6	8	148	N	Princeton	13	8	
20	N	James Madison		0	8							64	A	Syracuse		1	13	148	N	Princeton	0	6	
												64	A	Syracuse		4	6	150	A	Maryland	4	5	
												75	N	Hofstra		6	14	150	A	Maryland	9	7	
												100	N	Nevada		0	8	160	A	LIU Brooklyn	8	1	
																		160	A	LIU Brooklyn	4	12	
																		172	N	Saint Joseph's	4	0	
																		191	H	UMass Lowell	6	7	
																		191	H	UMass Lowell	4	12	
																		191	H	UMass Lowell	4	2	
																		229	N	Southern Utah	3	4	
																		232	H	Albany (NY)	6	5	
																		232	H	Albany (NY)	4	0	
																		233	H	Colgate	4	2	
																		233	H	Colgate	8	10	
																		235	H	Marist	5	6	
																		235	H	Marist	4	7	
																		257	A	UMBC	10	3	
																		257	A	UMBC	11	5	
																		277	N	Buffalo	9	2	
						LAST 10 GAMES																	
						191	H	UMass Lowell		4	12	233	H	Colgate		8	10						
						191	H	UMass Lowell		4	2	233	H	Colgate		4	2						
						191	H	UMass Lowell		6	7	64	A	Syracuse		1	13						
						232	H	Albany (NY)		4	0	64	A	Syracuse		4	6						
						232	H	Albany (NY)		6	5	257	A	UMBC		10	3						

Non-Div. I Games:

Binghamton

[illegible]

Non-Div. I Games:

Saint Joseph's

I
o
n
a

Iona

RPI	S	Opponent	Score	
279	N	Brown	4	3
291	N	Hartford	12	2

Iona

I
o
n
a

I
o
n
a

Average RPI Win: 169		WON-LOST RECORD		WINNING PCT. RANK		LAST 10 GAMES		STRENGTH OF SCHEDULE		OPP. STRENGTH OF SCHEDULE		TEAM RPI		ADJ RPI		CONF. RPI		ADJ CONF. RPI	
DIV. I ONLY		14-22-0		.38889 208		2-8-0		133		113		176		.47556 174		10		8	
DIV. I NON-CONF.		13-15-0		.46429 154		2-1-0		143		144		143		.49486 144		6		6	
TOTALS		RPI 1-25		RPI 26-50		W-L RECORDS		RPI 51-100		RPI 101-150		RPI 150+							
14-22-0		0-2-0		0-2-0		OVERALL		5-9-0		0-5-0		9-4-0							
3-2-0		0-0-0		0-0-0		HOME		3-2-0		0-0-0		0-0-0							
4-10-0		0-0-0		0-1-0		AWAY		1-6-0		0-3-0		3-0-0							
7-10-0		0-2-0		0-1-0		NEUTRAL		1-1-0		0-2-0		6-4-0							
13-15-0		0-2-0		0-2-0		NON-CONFERENCE		4-5-0		0-2-0		9-4-0							
2-1-0		0-0-0		0-0-0		HOME		2-1-0		0-0-0		0-0-0							
4-4-0		0-0-0		0-0-		AWAY		1-3-0		0-0-0		3-0-0							
7-10-0		0-2-0		0-1-0		NEUTRAL		1-1-0		0-2-0		6-4-0							
1-7-0		0-0-0		0-0-0		CONFERENCE		1-4-0		0-3-0		0-0-0							
1-1-0		0-0-0		0-0-0		HOME		1-1-0		0-0-0		0-0-0							
0-6-0		0-0-0		0-0-0		AWAY		0-3-0		0-3-0		0-0-0							
0-0-0		0-0-0		0-0-0		NEUTRAL		0-0-0		0-0-0		0-0-0							
RPI	S	Opponent		Score		RPI	S	Opponent		Score		RPI	S	Opponent		Score			
16	N	Kentucky		2	4	39	A	Fla. Atlantic		0	5	55	H	South Fla.		1	0		
24	N	Arkansas		2	3	43	N	Kennesaw St.		1	5	55	H	South Fla.		0	9		
												58	N	Cal Poly		0	3		
												63	H	Boston College		3	2		
												68	A	Hawaii		2	0		
												68	A	Hawaii		1	4		
												75	H	Hofstra		2	10		
												75	H	Hofstra		4	1		
												77	N	Grand Canyon		2	1		
												81	A	Coastal Caro.		0	2		
												84	A	Stanford		3	4		
												97	A	Houston		4	6		
												97	A	Houston		0	6		
												97	A	Houston		0	22		
									</										

Non-Div. I Games:

UConn

Average RPI Win: 214		WON-LOST RECORD	WINNING PCT. RANK	LAST 10 GAMES	STRENGTH OF SCHEDULE	OPP. STRENGTH OF SCHEDULE	TEAM RPI	ADJ RPI	CONF. RPI	ADJ CONF. RPI	
Average RPI Loss: 145											
DIV. I ONLY		23-18-0	.56098 104	8-2-0	242	220	171	.47538 175	23	23	
DIV. I NON-CONF.		13-14-0	.48148 144	1-1-0	246	139	192	.46471 193	23	23	
<hr/>											
TOTALS		RPI 1-25	RPI 26-50		W-L RECORDS		RPI 51-100		RPI 101-150		RPI 150+
23-18-0		0-1-0	0-3-0		OVERALL		1-2-0		3-2-0		19-10-0
5-6-0		0-0-0	0-0-0		HOME		0-1-0		0-0-0		5-5-0
7-9-0		0-1-0	0-3-0		AWAY		0-0-0		1-1-0		6-4-0
11-3-0		0-0-0	0-0-0		NEUTRAL		1-1-0		2-1-0		8-1-0
13-14-0		0-1-0	0-3-0		NON-CONFERENCE		1-2-0		3-2-0		9-6-0
1-4-0		0-0-0	0-0-0		HOME		0-1-0		0-0-0		1-3-0
1-7-0		0-1-0	0-0-		AWAY		0-0-0		1-1-0		0-2-0
11-3-0		0-0-0	0-0-0		NEUTRAL		1-1-0		2-1-0		8-1-0
10-4-0		0-0-0	0-0-0		CONFERENCE		0-0-0		0-0-0		10-4-0
4-2-0		0-0-0	0-0-0		HOME		0-0-0		0-0-0		4-2-0
6-2-0		0-0-0	0-0-0		AWAY		0-0-0		0-0-0		6-2-0
0-0-0		0-0-0	0-0-0		NEUTRAL		0-0-0		0-0-0		0-0-0
RPI S	Opponent	Score		RPI S	Opponent	Score		RPI S	Opponent	Score	
16 A	Kentucky	0 1		26 A	Georgia	2 10		71 H	Ohio	2 10	
				26 A	Georgia	0 12		80 N	Murray St.	2 5	
				45 A	USC Upstate	0 6		87 N	La.-Monroe	1 0	
								117 N	Kent St.	3 2	
								117 N	Kent St.	3 2	
								126 N	Evansville	1 2	
								129 A	Miami (OH)	2 3	
								131 A	Furman	2 0	
								151 H	Eastern Ky.	6 5	
								151 H	Eastern Ky.	0 8	
								163 A	Mercer	0 4	
								195 A	Saint Louis	1 8	
								195 A	Saint Louis	2 8	
								201 A	George Washington	12 2	
								201 A	George Washington	1 0	
								201 A	George Washington	7 5	
								208 A	Wright St.	5 6	
								208 H	Wright St.	3 4	
								211 N	Northern Ky.	13 6	
								211 N	Northern Ky.	11 8	
								222 H	George Mason	6 0	
								222 H	George Mason	2 3	
								222 H	George Mason	5 6	
								240 A	La Salle	12 3	
								240 A	La Salle	5 0	
								240 A	La Salle	2 1	
								246 N	Portland St.	9 1	
								246 N	Portland St.	10 2	
								248 N	Detroit Mercy	6 1	
								256 N	Canisius	4 12	

RPI	S	Opponent	Score	
256	N	Canisius	8	1
263	H	Drexel	3	6
268	N	Fort Wayne	14	6
268	N	Fort Wayne	3	2
274	H	St. Bonaventure	9	4
274	H	St. Bonaventure	11	3
274	H	St. Bonaventure	5	0

Dayton

D
a
y
t
o
n

D
a
y
t
o
n

O
m
a
h
a

Omaha

Average RPI Win: 188		WON-LOST	WINNING	LAST 10	STRENGTH OF		OPP. STRENGTH	TEAM	ADJ	CONF.	ADJ CONF.
Average RPI Loss: 115		RECORD	PCT. RANK	GAMES	SCHEDULE		OF SCHEDULE	RPI	RPI	RPI	RPI
DIV. I ONLY		18-17-0	.51429	128	6-4-0		233	121	174	.47331	177
DIV. I NON-CONF.		14-15-0	.48276	142	2-2-0		243	92	183	.46875	189
TOTALS		RPI 1-25	RPI 26-50		W-L RECORDS		RPI 51-100		RPI 101-150		RPI 150+
18-17-0		0-2-0	0-2-0		OVERALL		1-6-0		5-2-0		12-5-0
9-6-0		0-0-0	0-1-0		HOME		0-2-0		5-1-0		4-2-0
2-5-0		0-1-0	0-0-0		AWAY		0-3-0		0-0-0		2-1-0
7-6-0		0-1-0	0-1-0		NEUTRAL		1-1-0		0-1-0		6-2-0
14-15-0		0-2-0	0-2-0		NON-CONFERENCE		1-6-0		3-1-0		10-4-0
7-5-0		0-0-0	0-1-0		HOME		0-2-0		3-0-0		4-2-0
0-4-0		0-1-0	0-0-		AWAY		0-3-0		0-0-0		0-0-0
7-6-0		0-1-0	0-1-0		NEUTRAL		1-1-0		0-1-0		6-2-0
4-2-0		0-0-0	0-0-0		CONFERENCE		0-0-0		2-1-0		2-1-0
2-1-0		0-0-0	0-0-0		HOME		0-0-0		2-1-0		0-0-0
2-1-0		0-0-0	0-0-0		AWAY		0-0-0		0-0-0		2-1-0
0-0-0		0-0-0	0-0-0		NEUTRAL		0-0-0		0-0-0		0-0-0
RPI S	Opponent	Score	RPI S	Opponent	Score	RPI S	Opponent	Score	RPI S	Opponent	Score
21 A	Arizona St.	3 6	42 H	Oregon St.	0 7	58 N	Cal Poly	6 8	116 H	UC Riverside	3 0
24 N	Arkansas	1 13	46 N	Fresno St.	6 12	66 H	Cal St. Fullerton	0 7	117 N	Kent St.	2 6
						70 H	San Jose St.	1 6	119 H	DePaul	4 3
						84 N	Stanford	2 0	130 H	Pacific	4 3
						96 A	UC Santa Barbara	1 6	130 H	Pacific	8 3
						96 A	UC Santa Barbara	3 4	130 H	Pacific	2 8
						96 A	UC Santa Barbara	4 7	144 H	UC Davis	7 6
									178 H	Boston U.	0 3
									186 N	Seattle U	2 3
									186 N	Seattle U	8 1
									186 N	Seattle U	7 5
									201 N	George Washington	6 4
									201 N	George Washington	8 4
									202 N	Northern Colo.	9 1
									219 N	Utah Valley	10 9
									231 A	Saint Mary's (CA)	0 3
									231 A	Saint Mary's (CA)	6 4
									231 A	Saint Mary's (CA)	4 0
									245 N	Sacred Heart	4 5
									248 H	Detroit Mercy	3 1
									248 H	Detroit Mercy	6 4
									254 H	CSU Bakersfield	6 5
									254 H	CSU Bakersfield	0 8
									254 H	CSU Bakersfield	16 8
			LAST 10 GAMES								
			231 A	Saint Mary's (CA)	6 4	130 H	Pacific	4 3			
			231 A	Saint Mary's (CA)	0 3	116 H	UC Riverside	3 0			
			231 A	Saint Mary's (CA)	4 0	186 N	Seattle U	7 5			
			130 H	Pacific	8 3	96 A	UC Santa Barbara	3 4			
			130 H	Pacific	2 8	186 N	Seattle U	2 3			

Non-Div. I Games:

San Diego

Average RPI Win: 162		WON-LOST RECORD		WINNING PCT. RANK		LAST 10 GAMES		STRENGTH OF SCHEDULE		OPP. STRENGTH OF SCHEDULE		TEAM RPI		ADJ RPI		CONF. RPI		ADJ CONF. RPI					
DIV. I ONLY		14-21-0		.4 196		6-4-0		134		136		175		.47244 178		24		24					
DIV. I NON-CONF.		8-18-0		.30769 231		0-3-0		150		71		207		.45435 208		25		25					
TOTALS		RPI 1-25		RPI 26-50		W-L RECORDS		RPI 51-100		RPI 101-150		RPI 150+											
14-21-0		0-2-0		1-2-0		OVERALL		2-5-0		3-7-0		8-5-0											
6-1-0		0-0-0		0-0-0		HOME		0-0-0		0-0-0		6-1-0											
4-10-0		0-0-0		1-1-0		AWAY		1-3-0		1-6-0		1-0-0											
4-10-0		0-2-0		0-1-0		NEUTRAL		1-2-0		2-1-0		1-4-0											
8-18-0		0-2-0		1-2-0		NON-CONFERENCE		2-5-0		3-4-0		2-5-0											
0-1-0		0-0-0		0-0-0		HOME		0-0-0		0-0-0		0-1-0											
4-7-0		0-0-0		1-0-		AWAY		1-3-0		1-3-0		1-0-0											
4-10-0		0-2-0		0-1-0		NEUTRAL		1-2-0		2-1-0		1-4-0											
6-3-0		0-0-0		0-0-0		CONFERENCE		0-0-0		0-3-0		6-0-0											
6-0-0		0-0-0		0-0-0		HOME		0-0-0		0-0-0		6-0-0											
0-3-0		0-0-0		0-0-0		AWAY		0-0-0		0-3-0		0-0-0											
0-0-0		0-0-0		0-0-0		NEUTRAL		0-0-0		0-0-0		0-0-0											
RPI	S	Opponent		Score		RPI	S	Opponent		Score		RPI	S	Opponent		Score							
6	N	UCLA		1	6	39	A	Fla. Atlantic		3	1	59	A	Long Beach St.		4	6	109	A	Lehigh	6	10	
18	N	BYU		0	9	48	A	San Diego St.		0	8	63	A	Boston College		1	3	109	A	Lehigh	3	11	
						48	N	San Diego St.		10	11	66	A	Cal St. Fullerton		5	4	109	A	Lehigh	1	9	
												66	A	Cal St. Fullerton		1	5	113	N	Southern Ill.	5	4	
												70	N	San Jose St.		5	6	129	N	Miami (OH)	5	9	
												83	N	North Florida		1	0	133	A	Loyola Marymount	3	1	
												99	N	North Carolina St.		6	9	133	A	Loyola Marymount	2	6	
																		140	A	Massachusetts	1	3	
																		140	A	Massachusetts	4	6	
																		143	N	UAB	5	3	
																		164	H	Army West Point	11	1	
																		164	H	Army West Point	5	0	
																		164	H	Army West Point	7	0	
																		177	A	San Diego	3	0	
																		212	N	Eastern Mich.	3	4	
																		212	N	Eastern Mich.	6	7	
																		214	N	Quinnipiac	8	1	
																		221	N	Oakland	0	1	
																		236	N	Bethune-Cookman	1	5	
																		261	H	Bryant	2	4	
																		269	H	Holy Cross	9	3	
																		269	H	Holy Cross	4	1	
																		269	H	Holy Cross	8	0	
LAST 10 GAMES																							
						164	H	Army West Point		11	1	269	H	Holy Cross		4	1	269	H	Holy Cross			
						164	H	Army West Point		5	0	269	H	Holy Cross		9	3	269	H	Holy Cross			
						164	H	Army West Point		7	0	140	A	Massachusetts		4	6	140	A	Massachusetts			
						63	A	Boston College		1	3	140	A	Massachusetts		1	3	140	A	Massachusetts			
						269	H	Holy Cross		8	0	109	A	Lehigh		6	10	109	A	Lehigh			

Non-Div. I Games:

Boston U.

South Dakota

South Dakota

[illegible]

Non-Div. I Games:

Indiana St.

Average RPI Win: 174		WON-LOST	WINNING	LAST 10	STRENGTH OF		OPP. STRENGTH	TEAM	ADJ	CONF.	ADJ CONF.
Average RPI Loss: 110		RECORD	PCT. RANK	GAMES	SCHEDULE		OF SCHEDULE	RPI	RPI	RPI	RPI
DIV. I ONLY		16-23-0	.41026	190	4-6-0		183	102	183	.46981	181
DIV. I NON-CONF.		11-16-0	.40741	185	0-2-0		140	55	159	.4876	160
TOTALS		RPI 1-25	RPI 26-50		W-L RECORDS		RPI 51-100		RPI 101-150		RPI 150+
16-23-0		0-2-0	0-2-0		OVERALL		1-5-0		5-6-0		10-8-0
9-4-0		0-0-0	0-0-0		HOME		1-2-0		2-0-0		6-2-0
2-12-0		0-1-0	0-1-0		AWAY		0-1-0		2-5-0		0-4-0
5-7-0		0-1-0	0-1-0		NEUTRAL		0-2-0		1-1-0		4-2-0
11-16-0		0-2-0	0-2-0		NON-CONFERENCE		1-5-0		4-4-0		6-3-0
5-2-0		0-0-0	0-0-0		HOME		1-2-0		2-0-0		2-0-0
1-7-0		0-1-0	0-0-		AWAY		0-1-0		1-3-0		0-1-0
5-7-0		0-1-0	0-1-0		NEUTRAL		0-2-0		1-1-0		4-2-0
5-7-0		0-0-0	0-0-0		CONFERENCE		0-0-0		1-2-0		4-5-0
4-2-0		0-0-0	0-0-0		HOME		0-0-0		0-0-0		4-2-0
1-5-0		0-0-0	0-0-0		AWAY		0-0-0		1-2-0		0-3-0
0-0-0		0-0-0	0-0-0		NEUTRAL		0-0-0		0-0-0		0-0-0
RPI S	Opponent	Score	RPI S	Opponent	Score	RPI S	Opponent	Score	RPI S	Opponent	Score
6 N	UCLA	0 8	33 A	North Carolina	3 5	66 A	Cal St. Fullerton	1 2	103 N	Charlotte	1 2
22 A	South Carolina	0 1	48 N	San Diego St.	1 5	71 N	Ohio	0 5	105 A	Campbell	9 10
						71 N	Ohio	0 5	105 A	Campbell	2 9
						75 H	Hofstra	2 0	105 A	Campbell	7 6
						75 H	Hofstra	7 9	108 A	Troy	4 5
						75 H	Hofstra	1 4	108 A	Troy	3 9
									112 A	UNCG	2 7
									112 A	UNCG	4 0
									137 N	Jacksonville	3 1
									147 H	Towson	5 4
									147 H	Towson	8 2
									152 H	Virginia	2 1
									152 H	Virginia	1 0
									154 A	Virginia Tech	2 5
									156 A	Winthrop	0 1
									156 A	Winthrop	4 5
									156 A	Winthrop	2 3
									187 N	Harvard	2 3
									190 N	Samford	3 2
									190 N	Samford	5 8
									201 N	George Washington	11 2
									201 N	George Washington	4 3
									212 N	Eastern Mich.	8 1
									216 H	Presbyterian	0 2
									216 H	Presbyterian	2 0
									216 H	Presbyterian	0 4
									243 H	Gardner-Webb	8 0
			LAST 10 GAMES								
			216 H	Presbyterian	0 4	243 H	Gardner-Webb	8 0	212 N	Eastern Mich.	8 1
			216 H	Presbyterian	0 2	243 H	Gardner-Webb	8 0	216 H	Presbyterian	0 2
			216 H	Presbyterian	2 0	33 A	North Carolina	3 5	216 H	Presbyterian	2 0
			154 A	Virginia Tech	2 5	156 A	Winthrop	2 3	216 H	Presbyterian	0 4
			243 H	Gardner-Webb	4 0	156 A	Winthrop	4 5	243 H	Gardner-Webb	8 0

Non-Div. I Games:

Longwood

RPI	S	Opponent	Score	
243	H	Gardner-Webb	8	0
243	H	Gardner-Webb	4	0

Longwood

L
o
n
g
w
o
o
d

L
o
n
g
w
o
o
d

Average RPI Win: 217		WON-LOST	WINNING	LAST 10	STRENGTH OF		OPP. STRENGTH	TEAM	ADJ	CONF.	ADJ CONF.
Average RPI Loss: 111		RECORD	PCT. RANK	GAMES	SCHEDULE		OF SCHEDULE	RPI	RPI	RPI	RPI
DIV. I ONLY		23-23-0	.5 138	7-3-0	226		203	184	.46963 182	16	16
DIV. I NON-CONF.		14-17-0	.45161 163	0-0-0	262		195	219	.45043 214	17	18
TOTALS		RPI 1-25	RPI 26-50		W-L RECORDS		RPI 51-100		RPI 101-150		RPI 150+
23-23-0	0-1-0	1-2-0		OVERALL		2-4-0		2-14-0		18-2-0	
7-1-0	0-0-0	0-0-0		HOME		0-0-0		1-1-0		6-0-0	
4-14-0	0-1-0	0-2-0		AWAY		2-4-0		1-7-0		1-0-0	
12-8-0	0-0-0	1-0-0		NEUTRAL		0-0-0		0-6-0		11-2-0	
14-17-0	0-1-0	1-2-0		NON-CONFERENCE		1-2-0		0-10-0		12-2-0	
0-0-0	0-0-0	0-0-0		HOME		0-0-0		0-0-0		0-0-0	
2-9-0	0-1-0	0-0-		AWAY		1-2-0		0-4-0		1-0-0	
12-8-0	0-0-0	1-0-0		NEUTRAL		0-0-0		0-6-0		11-2-0	
9-6-0	0-0-0	0-0-0		CONFERENCE		1-2-0		2-4-0		6-0-0	
7-1-0	0-0-0	0-0-0		HOME		0-0-0		1-1-0		6-0-0	
2-5-0	0-0-0	0-0-0		AWAY		1-2-0		1-3-0		0-0-0	
0-0-0	0-0-0	0-0-0		NEUTRAL		0-0-0		0-0-0		0-0-0	
RPI S Opponent	Score		RPI S Opponent	Score		RPI S Opponent	Score		RPI S Opponent	Score	
23 A Michigan	1	7	29 A Louisiana	2	14	52 A Louisville	0	1	101 N Bradley	3	5
			30 A Ole Miss	1	8	73 A Central Mich.	1	7	103 A Charlotte	3	7
			37 N Oklahoma St.	3	2	73 A Central Mich.	5	3	103 A Charlotte	0	2
						73 A Central Mich.	1	3	114 A Indiana	3	11
						95 A Western Ky.	2	7	114 A Indiana	0	1
						95 A Western Ky.	6	4	123 A Northern Ill.	5	10
									123 A Northern Ill.	11	5
									123 A Northern Ill.	3	7
									129 A Miami (OH)	4	5
									129 H Miami (OH)	2	0
									129 H Miami (OH)	2	3
									135 N Drake	1	4
									135 N Drake	1	9
									142 N Ill.-Chicago	1	4
									142 N Ill.-Chicago	1	9
									150 N Maryland	0	3
									151 N Eastern Ky.	8	7
									180 N Indiana St.	7	2
									180 N Indiana St.	2	3
									212 H Eastern Mich.	5	0
									212 H Eastern Mich.	3	1
									212 H Eastern Mich.	3	2
									256 N Canisius	4	6
									256 N Canisius	8	0
									259 N Robert Morris	1	0
									260 N Niagara	8	1
									274 N St. Bonaventure	8	3
LAST 10 GAMES			LAST 10 GAMES			LAST 10 GAMES			LAST 10 GAMES		
277 H Buffalo	3	2	212 H Eastern Mich.	3	2	212 H Eastern Mich.	5	0	259 N Robert Morris	1	0
277 H Buffalo	2	0	212 H Eastern Mich.	5	0	212 H Eastern Mich.	5	0	260 N Niagara	8	1
277 H Buffalo	1	0	129 H Miami (OH)	2	0	129 H Miami (OH)	2	3	274 N St. Bonaventure	8	3
129 A Miami (OH)	4	5	129 H Miami (OH)	2	3	129 H Miami (OH)	2	3			
212 H Eastern Mich.	3	1	123 A Northern Ill.	3	7	123 A Northern Ill.	3	7			

Non-Div. I Games:

Bowling Green

RPI	S	Opponent	Score	
274	N	St. Bonaventure	5	4
275	N	Green Bay	15	4
275	N	Green Bay	4	1
277	H	Buffalo	2	0
277	H	Buffalo	3	2
277	H	Buffalo	1	0
280	A	Cleveland St.	7	1
288	N	Jackson St.	4	0
288	N	Jackson St.	7	0

Bowling Green

B
o
w
l
i
n
g
G
r
e
e
n

B
o
w
l
i
n
g
G
r
e
e
n

Average RPI Win: 197		WON-LOST	WINNING	LAST 10	STRENGTH OF	OPP. STRENGTH	TEAM	ADJ	CONF.	ADJ CONF.							
Average RPI Loss: 123		RECORD	PCT. RANK	GAMES	SCHEDULE	OF SCHEDULE	RPI	RPI	RPI	RPI							
DIV. I ONLY		17-23-0	.425	177	4-6-0	176	184	185	.46934	183	17	18					
DIV. I NON-CONF.		12-17-0	.41379	180	0-1-0	232	168	210	.45636	205	20	20					
<hr/>																	
TOTALS		RPI 1-25		RPI 26-50		W-L RECORDS		RPI 51-100		RPI 101-150		RPI 150+					
17-23-0		0-1-0		0-1-0		OVERALL		1-8-0		3-5-0		13-8-0					
4-5-0		0-0-0		0-0-0		HOME		0-3-0		1-2-0		3-0-0					
2-5-0		0-0-0		0-1-0		AWAY		0-1-0		0-1-0		2-2-0					
11-13-0		0-1-0		0-0-0		NEUTRAL		1-4-0		2-2-0		8-6-0					
12-17-0		0-1-0		0-1-0		NON-CONFERENCE		1-5-0		2-4-0		9-6-0					
0-1-0		0-0-0		0-0-0		HOME		0-0-0		0-1-0		0-0-0					
1-3-0		0-0-0		0-0-		AWAY		0-1-0		0-1-0		1-0-0					
11-13-0		0-1-0		0-0-0		NEUTRAL		1-4-0		2-2-0		8-6-0					
5-6-0		0-0-0		0-0-0		CONFERENCE		0-3-0		1-1-0		4-2-0					
4-4-0		0-0-0		0-0-0		HOME		0-3-0		1-1-0		3-0-0					
1-2-0		0-0-0		0-0-0		AWAY		0-0-0		0-0-0		1-2-0					
0-0-0		0-0-0		0-0-0		NEUTRAL		0-0-0		0-0-0		0-0-0					
RPI	S	Opponent		Score		RPI	S	Opponent		Score		RPI	S	Opponent		Score	
7	N	Oregon		0 8		28	A	Missouri		0 8		55	N	South Fla.		5 1	
												56	N	McNeese		1 7	
												69	A	South Ala.		0 2	
												73	N	Central Mich.		2 10	
												79	H	St. John's (NY)		0 9	
												79	H	St. John's (NY)		3 6	
												79	H	St. John's (NY)		4 7	
												80	N	Murray St.		1 9	
												80	N	Murray St.		4 9	

Non-Div. I Games:

Butler

RPI	S	Opponent	Score	
275	N	Green Bay	8	0
288	N	Jackson St.	10	4

Butler

B
u
t
l
e
r

B
u
t
l
e
r

Average RPI Win: 221		WON-LOST	WINNING	LAST 10	STRENGTH OF		OPP. STRENGTH	TEAM	ADJ	CONF.	ADJ CONF.
Average RPI Loss: 111		RECORD	PCT. RANK	GAMES	SCHEDULE		OF SCHEDULE	RPI	RPI	RPI	RPI
DIV. I ONLY		16-21-0	.43243	169	2-8-0		180	200	189	.46892	184
DIV. I NON-CONF.		13-11-0	.54167	117	0-1-0		250	234	182	.47401	179
TOTALS		RPI 1-25	RPI 26-50		W-L RECORDS		RPI 51-100		RPI 101-150		RPI 150+
16-21-0		0-1-0	0-6-0		OVERALL		0-3-0		3-4-0		13-7-0
2-5-0		0-0-0	0-0-0		HOME		0-2-0		0-3-0		2-0-0
6-8-0		0-0-0	0-5-0		AWAY		0-0-0		1-1-0		5-2-0
8-8-0		0-1-0	0-1-0		NEUTRAL		0-1-0		2-0-0		6-5-0
13-11-0		0-1-0	0-2-0		NON-CONFERENCE		0-1-0		3-2-0		10-5-0
0-1-0		0-0-0	0-0-0		HOME		0-0-0		0-1-0		0-0-0
6-2-0		0-0-0	0-0-		AWAY		0-0-0		1-1-0		5-0-0
7-8-0		0-1-0	0-1-0		NEUTRAL		0-1-0		2-0-0		5-5-0
3-10-0		0-0-0	0-4-0		CONFERENCE		0-2-0		0-2-0		3-2-0
2-4-0		0-0-0	0-0-0		HOME		0-2-0		0-2-0		2-0-0
0-6-0		0-0-0	0-4-0		AWAY		0-0-0		0-0-0		0-2-0
1-0-0		0-0-0	0-0-0		NEUTRAL		0-0-0		0-0-0		1-0-0
RPI S	Opponent	Score	RPI S	Opponent	Score	RPI S	Opponent	Score	RPI S	Opponent	Score
12 N	LSU	3 7	32 N	Tulsa	0 6	80 H	Murray St.	1 6	111 N	Missouri St.	2 1
			40 A	SIUE	4 5	80 H	Murray St.	6 11	113 H	Southern Ill.	1 3
			40 A	SIUE	0 4	90 N	UT Arlington	1 5	120 H	Eastern Ill.	5 7
			43 A	Kennesaw St.	3 4				120 H	Eastern Ill.	1 4
			50 A	Jacksonville St.	0 3				122 A	Kansas	5 6
			50 A	Jacksonville St.	5 9				145 A	Southeastern La.	2 0
									149 N	Loyola Chicago	2 0
									166 A	Georgia Tech	6 1
									170 H	Austin Peay	3 0
									170 H	Austin Peay	4 0
									176 N	Omaha	5 6
									189 N	Middle Tenn.	4 8
									192 A	Tennessee Tech	2 3
									192 A	Tennessee Tech	2 3
									195 N	Saint Louis	4 6
									195 N	Saint Louis	1 10
									198 N	Valparaiso	6 8
									234 A	UMKC	4 2
									234 N	UMKC	10 0
									251 N	Alabama St.	8 1
									265 N	Tennessee St.	9 1
									266 A	Alcorn	8 0
									266 A	Alcorn	7 5
									266 N	Alcorn	3 2
									272 N	Alabama A&M	7 2
									277 N	Buffalo	7 6
									288 A	Jackson St.	13 2
LAST 10 GAMES			40 A	SIUE	0 4	170 H	Austin Peay	3 0	266 A	Alcorn	7 5
			40 A	SIUE	4 5	170 H	Austin Peay	4 0	266 N	Alcorn	3 2
			113 H	Southern Ill.	1 3	120 H	Eastern Ill.	5 7	272 N	Alabama A&M	7 2
			80 H	Murray St.	6 11	120 H	Eastern Ill.	1 4	277 N	Buffalo	7 6
			80 H	Murray St.	1 6	50 A	Jacksonville St.	0 3	288 A	Jackson St.	13 2

Non-Div. I Games: Jarvis Christian 17 2

Southeast Mo. St.

Average RPI Win: 216		WON-LOST	WINNING	LAST 10	STRENGTH OF		OPP. STRENGTH	TEAM	ADJ	CONF.	ADJ CONF.
Average RPI Loss: 100		RECORD	PCT. RANK	GAMES	SCHEDULE		OF SCHEDULE	RPI	RPI	RPI	RPI
DIV. I ONLY		22-29-0	.43137	171	5-5-0		187	187	190	.46837	185
DIV. I NON-CONF.		15-21-0	.41667	178	1-1-0		169	186	186	.47134	184
TOTALS		RPI 1-25	RPI 26-50		W-L RECORDS		RPI 51-100		RPI 101-150		RPI 150+
22-29-0		0-3-0	0-4-0		OVERALL		2-13-0		0-0-0		20-9-0
13-15-0		0-1-0	0-4-0		HOME		2-8-0		0-0-0		11-2-0
7-8-0		0-0-0	0-0-0		AWAY		0-5-0		0-0-0		7-3-0
2-6-0		0-2-0	0-0-0		NEUTRAL		0-0-0		0-0-0		2-4-0
15-21-0		0-3-0	0-4-0		NON-CONFERENCE		2-10-0		0-0-0		13-4-0
9-10-0		0-1-0	0-4-0		HOME		2-5-0		0-0-0		7-0-0
4-5-0		0-0-0	0-0-0		AWAY		0-5-0		0-0-0		4-0-0
2-6-0		0-2-0	0-0-0		NEUTRAL		0-0-0		0-0-0		2-4-0
7-8-0		0-0-0	0-0-0		CONFERENCE		0-3-0		0-0-0		7-5-0
4-5-0		0-0-0	0-0-0		HOME		0-3-0		0-0-0		4-2-0
3-3-0		0-0-0	0-0-0		AWAY		0-0-0		0-0-0		3-3-0
0-0-0		0-0-0	0-0-0		NEUTRAL		0-0-0		0-0-0		0-0-0
RPI S	Opponent	Score	RPI S	Opponent	Score	RPI S	Opponent	Score	RPI S	Opponent	Score
15 N	Utah	0 9	28 H	Missouri	3 4	68 A	Hawaii	3 5	152 H	Virginia	4 3
15 N	Utah	1 5	28 H	Missouri	0 3	68 A	Hawaii	0 3	156 H	Winthrop	6 4
20 H	James Madison	3 13	45 H	USC Upstate	3 5	68 A	Hawaii	0 7	156 H	Winthrop	4 0
			45 H	USC Upstate	1 4	76 A	Col. of Charleston	5 6	156 H	Winthrop	3 6
						76 A	Col. of Charleston	0 2	161 A	Radford	1 5
						76 H	Col. of Charleston	1 6	161 A	Radford	10 2
						78 H	Liberty	3 5	161 A	Radford	8 1
						78 H	Liberty	8 12	169 N	Toledo	5 7
						78 H	Liberty	0 12	169 N	Toledo	1 2
						81 H	Coastal Caro.	2 1	169 N	Toledo	1 2
						92 H	UNCW	5 11	169 N	Toledo	5 6
						92 H	UNCW	2 1	186 N	Seattle U	4 3
						94 H	Boise St.	4 10	203 H	ETSU	4 2
						94 H	Boise St.	2 5	203 H	ETSU	4 3
						94 H	Boise St.	0 7	216 A	Presbyterian	6 7
									216 A	Presbyterian	1 4
									216 A	Presbyterian	6 5
									235 N	Marist	9 6
									243 H	Gardner-Webb	7 3
									243 H	Gardner-Webb	5 0
									243 H	Gardner-Webb	1 10
									251 H	Alabama St.	8 3
									285 A	Savannah St.	15 9
									285 A	Savannah St.	12 5
									287 H	UMES	4 0
									287 H	UMES	7 0
									289 A	South Carolina St.	7 0
LAST 10 GAMES			LAST 10 GAMES			LAST 10 GAMES			LAST 10 GAMES		
			156 H	Winthrop	6 4				161 A	Radford	10 2
			156 H	Winthrop	4 0				161 A	Radford	1 5
			156 H	Winthrop	3 6				251 H	Alabama St.	8 3
			76 H	Col. of Charleston	1 6				216 A	Presbyterian	6 7
			161 A	Radford	8 1				216 A	Presbyterian	1 4

Non-Div. I Games:

Charleston So.

RPI	S	Opponent	Score	
289	A	South Carolina St.	11	2
289	H	South Carolina St.	12	0

Charleston So.

C
h
a
r
l
e
s
t
o
n
S
o
.

C
h
a
r
l
e
s
t
o
n
S
o
.

[illegible]

Non-Div. I Games:

Seattle U

RPI	S	Opponent	Score	
230	A	Santa Clara	1	3
230	N	Santa Clara	5	3
230	N	Santa Clara	5	3

Seattle U

S
e
a
t
t
l
e
U

S
e
a
t
t
l
e
U

H
a
r
v
a
r
d

Harvard

Average RPI Win: 207		WON-LOST	WINNING	LAST 10	STRENGTH OF		OPP. STRENGTH	TEAM	ADJ	CONF.	ADJ CONF.
Average RPI Loss: 120		RECORD	PCT. RANK	GAMES	SCHEDULE		OF SCHEDULE	RPI	RPI	RPI	RPI
DIV. I ONLY		19-25-0	.43182	170	6-4-0		174	211	182	.46767	188
DIV. I NON-CONF.		14-19-0	.42424	172	2-1-0		192	214	196	.4631	195
TOTALS		RPI 1-25	RPI 26-50		W-L RECORDS		RPI 51-100		RPI 101-150		RPI 150+
19-25-0		0-3-0	0-0-0		OVERALL		0-9-0		3-6-0		16-7-0
4-2-0		0-0-0	0-0-0		HOME		0-0-0		0-0-0		4-2-0
3-13-0		0-2-0	0-0-0		AWAY		0-7-0		1-4-0		2-0-0
12-10-0		0-1-0	0-0-0		NEUTRAL		0-2-0		2-2-0		10-5-0
14-19-0		0-3-0	0-0-0		NON-CONFERENCE		0-6-0		2-4-0		12-6-0
2-1-0		0-0-0	0-0-0		HOME		0-0-0		0-0-0		2-1-0
0-8-0		0-2-0	0-0-		AWAY		0-4-0		0-2-0		0-0-0
12-10-0		0-1-0	0-0-0		NEUTRAL		0-2-0		2-2-0		10-5-0
5-6-0		0-0-0	0-0-0		CONFERENCE		0-3-0		1-2-0		4-1-0
2-1-0		0-0-0	0-0-0		HOME		0-0-0		0-0-0		2-1-0
3-5-0		0-0-0	0-0-0		AWAY		0-3-0		1-2-0		2-0-0
0-0-0		0-0-0	0-0-0		NEUTRAL		0-0-0		0-0-0		0-0-0
RPI S	Opponent	Score	RPI S	Opponent	Score	RPI S	Opponent	Score	RPI S	Opponent	Score
2 A	Auburn	0 6				67 A	CSUN	0 8	104 N	Michigan St.	5 22
2 A	Auburn	0 8				73 N	Central Mich.	0 1	111 N	Missouri St.	5 4
20 N	James Madison	0 8				81 A	Coastal Caro.	0 8	113 N	Southern Ill.	5 3
						81 A	Coastal Caro.	1 2	132 A	Montana	0 2
						93 A	Louisiana Tech	2 10	132 A	Montana	5 3
						94 N	Boise St.	3 6	132 A	Montana	2 6
						98 A	Weber St.	7 8	133 A	Loyola Marymount	1 9
						98 A	Weber St.	0 2	144 A	UC Davis	0 8
						98 A	Weber St.	4 8	148 N	Princeton	0 6
									157 H	North Dakota St.	1 3
									165 H	Sacramento St.	4 1
									165 H	Sacramento St.	6 1
									165 H	Sacramento St.	6 12
									174 N	UConn	4 0
									190 N	Samford	4 3
									191 N	UMass Lowell	2 10
									205 A	Idaho St.	4 0
									205 A	Idaho St.	6 5
									211 N	Northern Ky.	3 6
									211 N	Northern Ky.	8 1
									212 N	Eastern Mich.	4 1
									214 N	Quinnipiac	2 3
									221 N	Oakland	2 3
									231 N	Saint Mary's (CA)	8 0
									231 N	Saint Mary's (CA)	2 3
									242 N	Incarinate Word	2 1
									250 H	South Dakota St.	6 0
LAST 10 GAMES			LAST 10 GAMES			LAST 10 GAMES			LAST 10 GAMES		
			165 H	Sacramento St.	6 1	205 A	Idaho St.	6 5			
			165 H	Sacramento St.	4 1	250 H	South Dakota St.	6 0			
			165 H	Sacramento St.	6 12	250 H	South Dakota St.	4 3			
			157 H	North Dakota St.	1 3	98 A	Weber St.	4 8			
			205 A	Idaho St.	4 0	98 A	Weber St.	0 2			

Non-Div. I Games:

North Dakota

RPI	S	Opponent	Score	
250	H	South Dakota St.	4	3
253	N	Yale	2	1
261	N	Bryant	9	2
276	N	Ark.-Pine Bluff	8	0
291	N	Hartford	9	0

North Dakota

N
o
r
t
h
D
a
k
o
t
a

N
o
r
t
h
D
a
k
o
t
a

Average RPI Win: 174		WON-LOST	WINNING	LAST 10	STRENGTH OF		OPP. STRENGTH	TEAM	ADJ	CONF.	ADJ CONF.
Average RPI Loss: 111		RECORD	PCT. RANK	GAMES	SCHEDULE		OF SCHEDULE	RPI	RPI	RPI	RPI
DIV. I ONLY		14-23-0	.37838	214	4-6-0		136	138	180	.46546	189
DIV. I NON-CONF.		10-12-0	.45455	161	1-3-0		219	184	191	.46344	194
TOTALS		RPI 1-25	RPI 26-50		W-L RECORDS		RPI 51-100		RPI 101-150		RPI 150+
14-23-0		0-1-0	1-5-0		OVERALL		4-10-0		0-1-0		9-6-0
1-7-0		0-0-0	0-3-0		HOME		0-3-0		0-0-0		1-1-0
6-12-0		0-0-0	1-2-0		AWAY		4-6-0		0-1-0		1-3-0
7-4-0		0-1-0	0-0-0		NEUTRAL		0-1-0		0-0-0		7-2-0
10-12-0		0-1-0	0-0-0		NON-CONFERENCE		2-6-0		0-1-0		8-4-0
1-1-0		0-0-0	0-0-0		HOME		0-0-0		0-0-0		1-1-0
2-7-0		0-0-0	0-0-		AWAY		2-5-0		0-1-0		0-1-0
7-4-0		0-1-0	0-0-0		NEUTRAL		0-1-0		0-0-0		7-2-0
4-11-0		0-0-0	1-5-0		CONFERENCE		2-4-0		0-0-0		1-2-0
0-6-0		0-0-0	0-3-0		HOME		0-3-0		0-0-0		0-0-0
4-5-0		0-0-0	1-2-0		AWAY		2-1-0		0-0-0		1-2-0
0-0-0		0-0-0	0-0-0		NEUTRAL		0-0-0		0-0-0		0-0-0
RPI S	Opponent	Score	RPI S	Opponent	Score	RPI S	Opponent	Score	RPI S	Opponent	Score
9 N	Tennessee	0 4	39 A	Fla. Atlantic	2 3	58 A	Cal Poly	1 2	145 A	Southeastern La.	5 6
			39 A	Fla. Atlantic	4 5	58 A	Cal Poly	0 3	168 N	SFA	0 3
			39 A	Fla. Atlantic	2 1	69 A	South Ala.	0 1	184 N	Southeast Mo. St.	8 4
			47 H	FIU	1 2	82 A	Ga. Southern	11 1	192 N	Tennessee Tech	5 3
			47 H	FIU	0 3	82 A	Ga. Southern	9 3	192 N	Tennessee Tech	8 2
			47 H	FIU	0 3	85 A	Belmont	1 6	218 A	UTEP	7 10
						89 A	UT Martin	3 5	218 A	UTEP	6 7
						90 N	UT Arlington	0 1	218 A	UTEP	5 2
						93 A	Louisiana Tech	9 8	231 N	Saint Mary's (CA)	4 5
						93 A	Louisiana Tech	3 1	231 N	Saint Mary's (CA)	8 0
						93 A	Louisiana Tech	0 4	251 H	Alabama St.	2 0
						95 H	Western Ky.	0 2	251 H	Alabama St.	3 6
						95 H	Western Ky.	4 6	257 N	A&M-Corpus Christi	4 0
						95 H	Western Ky.	0 3	257 N	A&M-Corpus Christi	2 1
									265 A	Tennessee St.	4 7
									266 N	Alcorn	10 2
LAST 10 GAMES											
			39 A	Fla. Atlantic	2 1	85 A	Belmont	1 6			
			39 A	Fla. Atlantic	2 3	93 A	Louisiana Tech	9 8			
			39 A	Fla. Atlantic	4 5	93 A	Louisiana Tech	3 1			
			251 H	Alabama St.	3 6	93 A	Louisiana Tech	0 4			
			251 H	Alabama St.	2 0	89 A	UT Martin	3 5			

Non-Div. I Games:

Middle Tenn.

Average RPI Win: 174		WON-LOST	WINNING	LAST 10	STRENGTH OF		OPP. STRENGTH	TEAM	ADJ	CONF.	ADJ CONF.				
Average RPI Loss: 132		RECORD	PCT. RANK	GAMES	SCHEDULE		OF SCHEDULE	RPI	RPI	RPI	RPI				
DIV. I ONLY		19-27-0	.41304	189	7-3-0		163	174	181	.46473	190	20	21		
DIV. I NON-CONF.		12-22-0	.35294	213	2-0-0		166	142	206	.45244	211	22	22		
<hr/>															
TOTALS		RPI 1-25		RPI 26-50		W-L RECORDS		RPI 51-100		RPI 101-150		RPI 150+			
19-27-0		0-0-0		0-4-0		OVERALL		1-5-0		6-10-0		12-8-0			
4-8-0		0-0-0		0-1-0		HOME		0-2-0		1-3-0		3-2-0			
7-9-0		0-0-0		0-2-0		AWAY		1-2-0		1-3-0		5-2-0			
8-10-0		0-0-0		0-1-0		NEUTRAL		0-1-0		4-4-0		4-4-0			
12-22-0		0-0-0		0-4-0		NON-CONFERENCE		1-5-0		4-6-0		7-7-0			
1-5-0		0-0-0		0-1-0		HOME		0-2-0		0-1-0		1-1-0			
3-7-0		0-0-0		0-0-		AWAY		1-2-0		0-1-0		2-2-0			
8-10-0		0-0-0		0-1-0		NEUTRAL		0-1-0		4-4-0		4-4-0			
7-5-0		0-0-0		0-0-0		CONFERENCE		0-0-0		2-4-0		5-1-0			
3-3-0		0-0-0		0-0-0		HOME		0-0-0		1-2-0		2-1-0			
4-2-0		0-0-0		0-0-0		AWAY		0-0-0		1-2-0		3-0-0			
0-0-0		0-0-0		0-0-0		NEUTRAL		0-0-0		0-0-0		0-0-0			
RPI	S	Opponent	Score	RPI	S	Opponent	Score	RPI	S	Opponent	Score	RPI	S	Opponent	Score
				34	A	Mississippi St.	1 6	80	H	Murray St.	0 11	108	A	Troy	2 6
				34	A	Mississippi St.	5 6	80	N	Murray St.	2 3	111	N	Missouri St.	10 1
				43	H	Kennesaw St.	1 9	89	A	UT Martin	2 3	111	N	Missouri St.	1 2
				50	N	Jacksonville St.	0 8	89	A	UT Martin	2 1	112	A	UNCG	3 9
								93	A	Louisiana Tech	3 9	112	A	UNCG	5 2
								95	H	Western Ky.	4 7	112	A	UNCG	1 9
												114	N	Indiana	4 2
												120	N	Eastern Ill.	1 0
												131	H	Furman	5 6
												131	H	Furman	5 4
												131	H	Furman	0 9
												137	N	Jacksonville	0 7
												137	N	Jacksonville	8 9
												140	N	Massachusetts	0 13
												140	N	Massachusetts	9 5
												143	H	UAB	2 10
												167	H	Iowa St.	6 2
												170	A	Austin Peay	2 5
												170	A	Austin Peay	7 10
												181	N	Longwood	2 3
												181	N	Longwood	8 5
												188	N	North Dakota	3 4
												192	A	Tennessee Tech	9 1
												192	A	Tennessee Tech	5 1
												193	N	Central Ark.	3 2
												200	N	Western Ill.	6 0
												200	N	Western Ill.	8 4
<hr/>															
LAST 10 GAMES															
				112	A	UNCG	5 2	203	H	ETSU	1 6	192	A	Tennessee Tech	9 1
				112	A	UNCG	3 9	203	H	ETSU	5 2	192	A	Tennessee Tech	5 1
				112	A	UNCG	1 9	203	H	ETSU	2 0	193	N	Central Ark.	3 2
				192	A	Tennessee Tech	9 1	252	A	Chattanooga	11 6	200	N	Western Ill.	6 0
				192	A	Tennessee Tech	5 1	252	A	Chattanooga	4 3	200	N	Western Ill.	8 4

Non-Div. I Games:

Samford

RPI	S	Opponent	Score	
203	H	ETSU	2	0
203	H	ETSU	1	6
203	H	ETSU	5	2
242	H	Incarnate Word	2	3
252	A	Chattanooga	5	0
252	A	Chattanooga	4	3
252	A	Chattanooga	11	6
265	N	Tennessee St.	9	10
276	N	Ark.-Pine Bluff	7	8

Samford

S
a
m
f
o
r
d

S
a
m
f
o
r
d

Average RPI Win:	212	WON-LOST RECORD	WINNING PCT. RANK	LAST 10 GAMES	STRENGTH OF SCHEDULE	OPP. STRENGTH OF SCHEDULE	TEAM RPI	ADJ RPI	CONF. RPI	ADJ CONF. RPI		
DIV. I ONLY		15-17-0	.46875	152	6-4-0	213	176	188	.46444	191	29	29
DIV. I NON-CONF.		8-14-0	.36364	208	1-1-0	173	105	201	.45719	204	29	29
<hr/>												
TOTALS	RPI 1-25	RPI 26-50		W-L RECORDS		RPI 51-100		RPI 101-150		RPI 150+		
15-17-0	0-4-0	0-1-0		OVERALL		2-5-0		0-0-0		13-7-0		
4-3-0	0-0-0	0-0-0		HOME		0-0-0		0-0-0		4-3-0		
6-7-0	0-1-0	0-0-0		AWAY		2-5-0		0-0-0		4-1-0		
5-7-0	0-3-0	0-1-0		NEUTRAL		0-0-0		0-0-0		5-3-0		
8-14-0	0-4-0	0-1-0		NON-CONFERENCE		2-5-0		0-0-0		6-4-0		
1-1-0	0-0-0	0-0-0		HOME		0-0-0		0-0-0		1-1-0		
2-6-0	0-1-0	0-0-		AWAY		2-5-0		0-0-0		0-0-0		
5-7-0	0-3-0	0-1-0		NEUTRAL		0-0-0		0-0-0		5-3-0		
7-3-0	0-0-0	0-0-0		CONFERENCE		0-0-0		0-0-0		7-3-0		
3-2-0	0-0-0	0-0-0		HOME		0-0-0		0-0-0		3-2-0		
4-1-0	0-0-0	0-0-0		AWAY		0-0-0		0-0-0		4-1-0		
0-0-0	0-0-0	0-0-0		NEUTRAL		0-0-0		0-0-0		0-0-0		
<hr/>												
RPI S	Opponent	Score		RPI S	Opponent	Score		RPI S	Opponent	Score		
2 A	Auburn	0	13	33 N	North Carolina	1	3	63 A	Boston College	1	3	
20 N	James Madison	0	10					76 A	Col. of Charleston	4	3	
24 N	Arkansas	1	10					81 A	Coastal Caro.	3	5	
24 N	Arkansas	0	11					88 A	North Texas	8	6	
								88 A	North Texas	0	6	
								92 A	UNCW	0	4	
								92 A	UNCW	9	10	

Non-Div. I Games:

UMass Lowell

[illegible]

Non-Div. I Games: Lyon

13	4	Central Baptist	5	1
----	---	-----------------	---	---

Central Ark.

R
u
t
g
e
r
sR
u
t
g
e
r
s

Rutgers

Average RPI Win:		190	WON-LOST RECORD		WINNING PCT. RANK		LAST 10 GAMES		STRENGTH OF SCHEDULE		OPP. STRENGTH OF SCHEDULE		TEAM RPI		ADJ RPI		CONF. RPI		ADJ CONF. RPI				
DIV. I ONLY			17-19-0		.47222 151		4-6-0		243		173		194		.45912 195		23		23				
DIV. I NON-CONF.			11-11-0		.5 130		0-0-0		240		136		180		.47418 178		23		23				
TOTALS		RPI 1-25		RPI 26-50		W-L RECORDS		RPI 51-100		RPI 101-150		RPI 150+											
17-19-0		0-1-0		0-1-0		OVERALL		0-5-0		3-2-0		14-10-0											
3-3-0		0-1-0		0-0-0		HOME		0-0-0		1-2-0		2-0-0											
5-11-0		0-0-0		0-1-0		AWAY		0-4-0		0-0-0		5-6-0											
9-5-0		0-0-0		0-0-0		NEUTRAL		0-1-0		2-0-0		7-4-0											
11-11-0		0-1-0		0-1-0		NON-CONFERENCE		0-5-0		2-0-0		9-4-0											
0-1-0		0-1-0		0-0-0		HOME		0-0-0		0-0-0		0-0-0											
2-5-0		0-0-0		0-0-		AWAY		0-4-0		0-0-0		2-0-0											
9-5-0		0-0-0		0-0-0		NEUTRAL		0-1-0		2-0-0		7-4-0											
6-8-0		0-0-0		0-0-0		CONFERENCE		0-0-0		1-2-0		5-6-0											
3-2-0		0-0-0		0-0-0		HOME		0-0-0		1-2-0		2-0-0											
3-6-0		0-0-0		0-0-0		AWAY		0-0-0		0-0-0		3-6-0											
0-0-0		0-0-0		0-0-0		NEUTRAL		0-0-0		0-0-0		0-0-0											
RPI	S	Opponent		Score		RPI	S	Opponent		Score		RPI	S	Opponent		Score							
24	H	Arkansas		2	5	43	A	Kennesaw St.		0	4	72	A	Memphis		2	3	111	N	Missouri St.		2	1
												72	A	Memphis		3	4	123	N	Morehead St.		1	0
												80	A	Murray St.		0	2	140	H	Massachusetts		1	0
												80	A	Murray St.		1	2	140	H	Massachusetts		1	3
												89	N	UT Martin		0	1	140	H	Massachusetts		2	4
																		151	N	Eastern Ky.		2	4
																		151	N	Eastern Ky.		2	4
																		158	N	Northwestern St.		20	7
																		170	N	Austin Peay		4	5
																		170	N	Austin Peay		14	5
																		170	N	Austin Peay		6	5
																		172	A	Saint Joseph's		8	3
																		172	A	Saint Joseph's		1	5
																		172	A	Saint Joseph's		0	9
																		175	H	Dayton		8	2
																		175	H	Dayton		8	1
																		184	N	Southeast Mo. St.		10	1
																		184	N	Southeast Mo. St.		6	4
																		201	A	George Washington		11	2
																		201	A	George Washington		5	2
																		201	A	George Washington		2	10
																		226	N	Western Mich.		3	5
																		234	A	UMKC		6	4
																		249	A	Rhode Island		2	10
																		249	A	Rhode Island		2	3
																		249	A	Rhode Island		3	8
																		252	A	Chattanooga		5	2
				LAST 10 GAMES																			
				201 A George Washington				5	2	140 H Massachusetts				2	4	234 A UMKC				6	4		
				201 A George Washington				11	2	249 A Rhode Island				2	3	249 A Rhode Island				2	10		
				201 A George Washington				2	10	249 A Rhode Island				2	10	249 A Rhode Island				2	3		
				140 H Massachusetts				1	0	249 A Rhode Island				3	8	249 A Rhode Island				3	8		
				140 H Massachusetts				1	3	175 H Dayton				8	2	252 A Chattanooga				5	2		

Non-Div. I Games:

Saint Louis

RPI	S	Opponent	Score	
286	N	Fairleigh Dickinson	9	1
289	N	South Carolina St.	10	4

Saint Louis

S
a
i
n
t
L
o
u
i
s

S
a
i
n
t
L
o
u
i
s

Average RPI Win:		226	WON-LOST RECORD		WINNING PCT. RANK	LAST 10 GAMES		STRENGTH OF SCHEDULE		OPP. STRENGTH OF SCHEDULE	TEAM RPI	ADJ RPI	CONF. RPI	ADJ CONF. RPI			
Average RPI Loss:		108															
DIV. I ONLY			18-21-0		.46154	156	4-6-0		229	204	198	.45847	196	19	19		
DIV. I NON-CONF.			9-11-0		.45	165	0-0-0		130	256	166	.48395	165	16	16		
TOTALS		RPI 1-25		RPI 26-50		W-L RECORDS		RPI 51-100		RPI 101-150		RPI 150+					
18-21-0		0-2-0		0-2-0		OVERALL		2-7-0		1-5-0		15-5-0					
8-6-0		0-0-0		0-0-0		HOME		0-0-0		0-2-0		8-4-0					
4-10-0		0-2-0		0-0-0		AWAY		0-6-0		1-2-0		3-0-0					
6-5-0		0-0-0		0-2-0		NEUTRAL		2-1-0		0-1-0		4-1-0					
9-11-0		0-2-0		0-2-0		NON-CONFERENCE		2-4-0		0-3-0		7-0-0					
3-2-0		0-0-0		0-0-0		HOME		0-0-0		0-2-0		3-0-0					
0-5-0		0-2-0		0-0-		AWAY		0-3-0		0-0-0		0-0-0					
6-4-0		0-0-0		0-2-0		NEUTRAL		2-1-0		0-1-0		4-0-0					
9-10-0		0-0-0		0-0-0		CONFERENCE		0-3-0		1-2-0		8-5-0					
5-4-0		0-0-0		0-0-0		HOME		0-0-0		0-0-0		5-4-0					
4-5-0		0-0-0		0-0-0		AWAY		0-3-0		1-2-0		3-0-0					
0-1-0		0-0-0		0-0-0		NEUTRAL		0-0-0		0-0-0		0-1-0					
RPI	S	Opponent		Score		RPI	S	Opponent		Score		RPI	S	Opponent		Score	
5	A	Texas A&M		0	2	40	N	SIUE		5	11	56	A	McNeese		0	8
10	A	Baylor		1	4	44	N	Wisconsin		3	14	56	A	McNeese		0	10
												56	A	McNeese		0	7
												86	N	UNI		2	6
												86	N	UNI		2	1
												87	A	La.-Monroe		0	12
												87	N	La.-Monroe		6	3
												93	A	Louisiana Tech		1	7
												97	A	Houston		5	6
	</																

Non-Div. I Games:

Sam Houston St.

Average RPI Win: 221		WON-LOST RECORD		WINNING PCT. RANK		LAST 10 GAMES		STRENGTH OF SCHEDULE		OPP. STRENGTH OF SCHEDULE		TEAM RPI		ADJ RPI		CONF. RPI		ADJ CONF. RPI	
Average RPI Loss: 111		12-18-0		.4 196		9-1-0		177		221		196		.45844 197		29		29	
DIV. I ONLY		5-17-0		.22727 256		2-0-0		41		161		205		.45762 203		29		29	
DIV. I NON-CONF.																			
TOTALS		RPI 1-25		RPI 26-50		W-L RECORDS		RPI 51-100		RPI 101-150		RPI 150+							
12-18-0		0-3-0		0-3-0		OVERALL		2-3-0		1-2-0		9-7-0							
3-0-0		0-0-0		0-0-0		HOME		0-0-0		0-0-0		3-0-0							
9-11-0		0-2-0		0-0-0		AWAY		2-3-0		1-2-0		6-2-0							
0-7-0		0-0-0		0-3-0		NEUTRAL		0-0-0		0-0-0		0-4-0							
5-17-0		0-3-0		0-3-0		NON-CONFERENCE		2-3-0		1-2-0		2-6-0							
0-0-0		0-0-0		0-0-0		HOME		0-0-0		0-0-0		0-0-0							
5-10-0		0-3-0		0-0-		AWAY		2-3-0		1-2-0		2-2-0							
0-7-0		0-0-0		0-3-0		NEUTRAL		0-0-0		0-0-0		0-4-0							
7-1-0		0-0-0		0-0-0		CONFERENCE		0-0-0		0-0-0		7-1-0							
3-0-0		0-0-0		0-0-0		HOME		0-0-0		0-0-0		3-0-0							
4-1-0		0-0-0		0-0-0		AWAY		0-0-0		0-0-0		4-1-0							
0-0-0		0-0-0		0-0-0		NEUTRAL		0-0-0		0-0-0		0-0-0							
RPI	S	Opponent		Score		RPI	S	Opponent		Score		RPI	S	Opponent		Score			
18	A	BYU		0	8	44	N	Wisconsin		2	4	74	A	Colorado St.		6	5		
18	A	BYU		4	10	44	N	Wisconsin		6	10	74	A	Colorado St.		4	5		
21	A	Arizona St.		0	9	44	N	Wisconsin		5	15	77	A	Grand Canyon		4	0		
												77	A	Grand Canyon		1	5		
												77	A	Grand Canyon		3	9		
														132 A Montana		7	4		
														132 A Montana		2	5		
														132 A Montana		1	10		
														159 N Creighton		2	5		
														159 N Creighton		3	5		
														186 N Seattle U		1	10		
														186 N Seattle U		5	6		
														191 A UMass Lowell		3	5		
														191 A UMass Lowell		8	2		
														219 A Utah Valley		3	7		
														219 A Utah Valley		3	14		
														245 A Sacred Heart		4	0		
														245 A Sacred Heart		3	2		
														273 H Stony Brook		8	0		
														273 H Stony Brook		4	3		
														273 H Stony Brook		3	2		
														291 A Hartford		8	4		
														291 A Hartford		7	6		
														291 A Hartford		6	2		
				LAST 10 GAMES															
				273	H	Stony Brook		8	0	291	A	Hartford		8	4				
				273	H	Stony Brook		3	2	291	A	Hartford		6	2				
				273	H	Stony Brook		4	3	291	A	Hartford		7	6				
				191	A	UMass Lowell		3	5	245	A	Sacred Heart		4	0				
				191	A	UMass Lowell		8	2	245	A	Sacred Heart		3	2				

Non-Div. I Games:

Maine

Average RPI Win:		243	WON-LOST RECORD		WINNING PCT. RANK		LAST 10 GAMES		STRENGTH OF SCHEDULE		OPP. STRENGTH OF SCHEDULE		TEAM RPI		ADJ RPI		CONF. RPI		ADJ CONF. RPI	
DIV. I ONLY			22-13-0		.62857 70		6-4-0		287		237		201		.45726 198		26		26	
DIV. I NON-CONF.			13-7-0		.65 72		0-0-0		267		258		149		.49138 148		26		26	
TOTALS		RPI 1-25		RPI 26-50		W-L RECORDS		RPI 51-100		RPI 101-150		RPI 150+								
22-13-0		0-1-0		0-1-0		OVERALL		0-1-0		1-5-0		21-5-0								
5-5-0		0-0-0		0-0-0		HOME		0-0-0		0-3-0		5-2-0								
7-5-0		0-1-0		0-1-0		AWAY		0-0-0		0-1-0		7-2-0								
10-3-0		0-0-0		0-0-0		NEUTRAL		0-1-0		1-1-0		9-1-0								
13-7-0		0-1-0		0-1-0		NON-CONFERENCE		0-1-0		1-2-0		12-2-0								
1-0-0		0-0-0		0-0-0		HOME		0-0-0		0-0-0		1-0-0								
2-4-0		0-1-0		0-0-		AWAY		0-0-0		0-1-0		2-1-0								
10-3-0		0-0-0		0-0-0		NEUTRAL		0-1-0		1-1-0		9-1-0								
9-6-0		0-0-0		0-0-0		CONFERENCE		0-0-0		0-3-0		9-3-0								
4-5-0		0-0-0		0-0-0		HOME		0-0-0		0-3-0		4-2-0								
5-1-0		0-0-0		0-0-0		AWAY		0-0-0		0-0-0		5-1-0								
0-0-0		0-0-0		0-0-0		NEUTRAL		0-0-0		0-0-0		0-0-0								
RPI	S	Opponent		Score		RPI	S	Opponent		Score		RPI	S	Opponent		Score				
14	A	Alabama		0 1		38	A	Lipscomb		0 7		85	N	Belmont		0 1				
												120	N	Eastern Ill.		3	2			
												120	N	Eastern Ill.		5	12			
												142	H	Ill.-Chicago		2	3			
												142	H	Ill.-Chicago		0	5			
												142	H	Ill.-Chicago		0	6			
												149	A	Loyola Chicago		3	4			
												153	A	Iowa		0	3			
												159	N	Creighton		4	12			
												179	N	South Dakota		5	4			
												184	N	Southeast Mo. St.		8	6			
												204	H	Youngstown St.		4	1			
												204	H	Youngstown St.		1	6			
												204	H	Youngstown St.		6	5			
												211	A	Northern Ky.		13	5			
211	A	Northern Ky.		9	12															
211	A	Northern Ky.		7	4															
215	H	IUPUI		7	3															
250	N	South Dakota St.		3	1															
251	N	Alabama St.		5	2															
257	N	UMBC		5	4															
265	N	Tennessee St.		4	2															
LAST 10 GAMES												273	N	Stony Brook		4	1			
												273	N	Stony Brook		10	9			
												280	A	Cleveland St.		5	0			
												280	A	Cleveland St.		4	3			
												280	A	Cleveland St.		5	3			
												142	H	Ill.-Chicago		2	3			
142	H	Ill.-Chicago		0	5															
												273	N	Stony Brook		10	9			
												275	H	Green Bay		4	0			
												275	H	Green Bay		3	4			
												275	H	Green Bay		13	2			
												204	H	Youngstown St.		6	5			
												280	A	Cleveland St.		4	3			

Non-Div. I Games:

Valparaiso

RPI	S	Opponent	Score	
280	A	Cleveland St.	5	0
280	A	Cleveland St.	5	3
281	A	N.C. A&T	3	0
281	A	N.C. A&T	7	2
293	N	Howard	11	4

Valparaiso

V
a
l
p
a
r
a
i
s
o

V
a
l
p
a
r
a
i
s
o

[illegible]

Non-Div. I Games:

Seton Hall

Seton Hall

Average RPI Win: 188		WON-LOST RECORD		WINNING PCT. RANK		LAST 10 GAMES		STRENGTH OF SCHEDULE		OPP. STRENGTH OF SCHEDULE		TEAM RPI		ADJ RPI		CONF. RPI		ADJ CONF. RPI	
DIV. I ONLY		18-24-0		.42857 172		6-4-0		211		178		197		.45642 200		25		25	
DIV. I NON-CONF.		9-21-0		.3 234		0-2-0		141		175		215		.44995 215		24		24	
TOTALS		RPI 1-25		RPI 26-50		W-L RECORDS		RPI 51-100		RPI 101-150		RPI 150+							
18-24-0		0-0-0		1-2-0		OVERALL		1-9-0		2-5-0		14-8-0							
4-2-0		0-0-0		0-0-0		HOME		0-0-0		0-0-0		4-2-0							
4-9-0		0-0-0		0-2-0		AWAY		1-5-0		0-1-0		3-1-0							
10-13-0		0-0-0		1-0-0		NEUTRAL		0-4-0		2-4-0		7-5-0							
9-21-0		0-0-0		1-2-0		NON-CONFERENCE		1-9-0		2-5-0		5-5-0							
0-0-0		0-0-0		0-0-0		HOME		0-0-0		0-0-0		0-0-0							
2-8-0		0-0-0		0-0-		AWAY		1-5-0		0-1-0		1-0-0							
7-13-0		0-0-0		1-0-0		NEUTRAL		0-4-0		2-4-0		4-5-0							
9-3-0		0-0-0		0-0-0		CONFERENCE		0-0-0		0-0-0		9-3-0							
4-2-0		0-0-0		0-0-0		HOME		0-0-0		0-0-0		4-2-0							
2-1-0		0-0-0		0-0-0		AWAY		0-0-0		0-0-0		2-1-0							
3-0-0		0-0-0		0-0-0		NEUTRAL		0-0-0		0-0-0		3-0-0							
RPI	S	Opponent	Score		RPI	S	Opponent	Score		RPI	S	Opponent	Score		RPI	S	Opponent	Score	
28	A	Missouri	2	10	72	A	Memphis	4	2	113	A	Southern Ill.	2	3	179	H	South Dakota	4	15
28	A	Missouri	5	6	80	A	Murray St.	1	5	114	N	Indiana	0	1	179	H	South Dakota	9	4
38	N	Lipscomb	3	1	80	A	Murray St.	1	2	123	N	Northern Ill.	2	1	179	H	South Dakota	9	8
					80	N	Murray St.	3	4	129	N	Miami (OH)	3	4	183	N	Butler	7	6
					85	N	Belmont	8	9	142	N	Ill.-Chicago	1	0	190	N	Samford	0	6
					85	N	Belmont	4	5	142	N	Ill.-Chicago	4	6	190	N	Samford	4	8
					87	N	La.-Monroe	0	1	149	N	Loyola Chicago	2	3	193	A	Central Ark.	6	3
					89	A	UT Martin	3	4	176	N	Omaha	5	3	215	H	IUPUI	6	1
					89	A	UT Martin	1	4	176	N	Omaha	5	1	215	H	IUPUI	11	6
					95	A	Western Ky.	1	4	176	N	Omaha	4	1	215	H	IUPUI	5	10
										221	N	Oakland	2	0	224	N	Houston Baptist	9	10
										248	N	Detroit Mercy	1	5	268	A	Fort Wayne	6	0
										268	A	Fort Wayne	6	1	268	A	Fort Wayne	6	1
										268	A	Fort Wayne	3	4	268	A	Fort Wayne	3	4
										176	N	Omaha	5	1	275	N	Green Bay	8	2
										176	N	Omaha	4	1					
LAST 10 GAMES					215	H	IUPUI	5	10	268	A	Fort Wayne	6	0					
					215	H	IUPUI	11	6	268	A	Fort Wayne	3	4					
					215	H	IUPUI	6	1	268	A	Fort Wayne	6	1					
					28	A	Missouri	5	6	176	N	Omaha	5	1					
					28	A	Missouri	2	10	176	N	Omaha	4	1					

Non-Div. I Games:

Western Ill.

Western Illinois.

1
6
1
1
6
1
1
1
1
1

Western Ill.

Average RPI Win:	225	WON-LOST RECORD	WINNING PCT. RANK	LAST 10 GAMES	STRENGTH OF SCHEDULE	OPP. STRENGTH OF SCHEDULE	TEAM RPI	ADJ RPI	CONF. RPI	ADJ CONF. RPI					
167															
DIV. I ONLY	21-19-0	.525	120	7-3-0	249	248	200	.45618	201	23	23				
DIV. I NON-CONF.	17-11-0	.60714	87	4-0-0	278	266	194	.46548	192	23	23				
<hr/>															
TOTALS	RPI 1-25	RPI 26-50		W-L RECORDS		RPI 51-100		RPI 101-150		RPI 150+					
21-19-0	0-0-0	0-0-0		OVERALL		0-2-0		4-4-0		17-13-0					
13-8-0	0-0-0	0-0-0		HOME		0-0-0		2-3-0		11-5-0					
5-3-0	0-0-0	0-0-0		AWAY		0-1-0		1-1-0		4-1-0					
3-8-0	0-0-0	0-0-0		NEUTRAL		0-1-0		1-0-0		2-7-0					
17-11-0	0-0-0	0-0-0		NON-CONFERENCE		0-2-0		3-2-0		14-7-0					
11-1-0	0-0-0	0-0-0		HOME		0-0-0		1-1-0		10-0-0					
3-2-0	0-0-0	0-0-		AWAY		0-1-0		1-1-0		2-0-0					
3-8-0	0-0-0	0-0-0		NEUTRAL		0-1-0		1-0-0		2-7-0					
4-8-0	0-0-0	0-0-0		CONFERENCE		0-0-0		1-2-0		3-6-0					
2-7-0	0-0-0	0-0-0		HOME		0-0-0		1-2-0		1-5-0					
2-1-0	0-0-0	0-0-0		AWAY		0-0-0		0-0-0		2-1-0					
0-0-0	0-0-0	0-0-0		NEUTRAL		0-0-0		0-0-0		0-0-0					
<hr/>															
RPI	S	Opponent	Score	RPI	S	Opponent	Score	RPI	S	Opponent	Score				
				91		N	Stetson	3	8	112		A	UNCG	2	6
				96		A	UC Santa Barbara	1	8	112		A	UNCG	10	1
										136		N	Delaware	5	4
										138		H	Penn St.	2	4
										138		H	Penn St.	7	2
										140		H	Massachusetts	3	4
										140		H	Massachusetts	4	1
										140		H	Massachusetts	0	4
										160		N	LIU Brooklyn	8	9
										175		H	Dayton	0	1
										175		H	Dayton	5	7
										175		H	Dayton	2	12
										177		N	San Diego	4	8
										177		N	San Diego	4	6
										181		N	Longwood	3	4
										181		N	Longwood	2	11
										195		H	Saint Louis	10	2
										195		H	Saint Louis	2	11
										195		H	Saint Louis	2	5
										202		N	Northern Colo.	5	6
										209		H	Monmouth	8	0
										214		H	Quinnipiac	10	2
										214		H	Quinnipiac	11	2
										225		N	Providence	3	9
						236		N	Bethune-Cookman	7	1				
						240		A	La Salle	13	2				
						240		A	La Salle	5	1				
				LAST 10 GAMES											
195 H Saint Louis				2	5	240 A La Salle				5	1	214 H Quinnipiac		11	2
195 H Saint Louis				2	11	240 A La Salle				2	5	225 N Providence		3	9
195 H Saint Louis				10	2	240 A La Salle				13	2	236 N Bethune-Cookman		7	1
244 H Delaware St.				3	2	294 A Coppin St.				12	3	240 A La Salle		13	2
244 H Delaware St.				5	0	294 A Coppin St.				6	5	240 A La Salle		5	1

Non-Div. I Games:

George Washington

RPI	S	Opponent	Score	
240	A	La Salle	2	5
244	H	Delaware St.	3	2
244	H	Delaware St.	5	0
245	N	Sacred Heart	4	0
260	H	Niagara	5	4
260	H	Niagara	4	2
260	H	Niagara	11	6
277	H	Buffalo	6	1
277	H	Buffalo	7	3
294	A	Coppin St.	6	5
294	A	Coppin St.	12	3

George Washington

G
e
o
r
g
e
W
a
s
h
i
n
g
t
o
n

G
e
o
r
g
e
W
a
s
h
i
n
g
t
o
n

Average RPI Win: 184		WON-LOST	WINNING	LAST 10	STRENGTH OF		OPP. STRENGTH	TEAM	ADJ		CONF.	ADJ CONF.	
Average RPI Loss: 122		RECORD	PCT. RANK	GAMES	SCHEDULE		OF SCHEDULE	RPI	RPI		RPI	RPI	
DIV. I ONLY		16-29-0	.35556	230	3-7-0		151	210	199	.45579	202	21	20
DIV. I NON-CONF.		12-21-0	.36364	208	0-1-0		88	208	177	.47457	177	19	19
TOTALS		RPI 1-25	RPI 26-50		W-L RECORDS		RPI 51-100		RPI 101-150		RPI 150+		
16-29-0	0-1-0	0-1-0		OVERALL		4-10-0		3-11-0		9-6-0			
2-2-0	0-0-0	0-0-0		HOME		2-2-0		0-0-0		0-0-0			
5-18-0	0-0-0	0-0-0		AWAY		2-7-0		1-6-0		2-4-0			
9-9-0	0-1-0	0-1-0		NEUTRAL		0-0-0		2-5-0		7-2-0			
12-21-0	0-1-0	0-1-0		NON-CONFERENCE		2-9-0		3-8-0		7-2-0			
0-1-0	0-0-0	0-0-0		HOME		0-1-0		0-0-0		0-0-0			
3-11-0	0-0-0	0-0-		AWAY		2-8-0		1-3-0		0-0-0			
9-9-0	0-1-0	0-1-0		NEUTRAL		0-0-0		2-5-0		7-2-0			
4-8-0	0-0-0	0-0-0		CONFERENCE		2-1-0		0-3-0		2-4-0			
2-1-0	0-0-0	0-0-0		HOME		2-1-0		0-0-0		0-0-0			
2-7-0	0-0-0	0-0-0		AWAY		0-0-0		0-3-0		2-4-0			
0-0-0	0-0-0	0-0-0		NEUTRAL		0-0-0		0-0-0		0-0-0			
RPI S	Opponent	Score		RPI S	Opponent	Score		RPI S	Opponent	Score			
9 N	Tennessee	1	16	42 N	Oregon St.	1	10	58 A	Cal Poly	1	2		
								58 A	Cal Poly	0	5		
								67 A	CSUN	5	6		
								74 A	Colorado St.	0	7		
								74 A	Colorado St.	0	3		
								74 H	Colorado St.	5	8		
								77 A	Grand Canyon	1	2		
								77 A	Grand Canyon	1	3		
								77 A	Grand Canyon	2	9		
								96 A	UC Santa Barbara	6	5		
								96 A	UC Santa Barbara	7	1		
								98 H	Weber St.	0	8		
								98 H	Weber St.	6	2		
								98 H	Weber St.	4	3		
LAST 10 GAMES				132 A	Montana	5	11	98 H	Weber St.	0	8		
				132 A	Montana	4	9	98 H	Weber St.	4	3		
				132 A	Montana	0	1	246 A	Portland St.	8	0		
				74 A	Colorado St.	0	7	246 A	Portland St.	2	7		
				98 H	Weber St.	6	2	246 A	Portland St.	0	2		
								261 N	Bryant	6	0		
								261 N	Bryant	4	1		

Non-Div. I Games:

Northern Colo.

RPI	S	Opponent	Score	
271	N	Prairie View	3	0
271	N	Prairie View	9	1

Northern Colo.

N
o
r
t
h
e
r
n
C
o
l
o
.

N
o
r
t
h
e
r
n
C
o
l
o
.

Average RPI Win: 213		WON-LOST RECORD	WINNING PCT. RANK	LAST 10 GAMES	STRENGTH OF SCHEDULE	OPP. STRENGTH OF SCHEDULE	TEAM RPI	ADJ RPI		CONF. RPI	ADJ CONF. RPI
Average RPI Loss: 149											
DIV. I ONLY		20-19-0	.51282 134	7-3-0	253	218	204	.45526	203	20	21
DIV. I NON-CONF.		14-16-0	.46667 153	1-0-0	266	225	220	.44907	217	22	22
<hr/>											
TOTALS		RPI 1-25	RPI 26-50		W-L RECORDS		RPI 51-100		RPI 101-150		RPI 150+
20-19-0		0-0-0	0-1-0		OVERALL		0-3-0		0-2-0		20-13-0
11-4-0		0-0-0	0-0-0		HOME		0-2-0		0-1-0		11-1-0
3-8-0		0-0-0	0-1-0		AWAY		0-0-0		0-0-0		3-7-0
6-7-0		0-0-0	0-0-0		NEUTRAL		0-1-0		0-1-0		6-5-0
14-16-0		0-0-0	0-1-0		NON-CONFERENCE		0-3-0		0-2-0		14-10-0
6-3-0		0-0-0	0-0-0		HOME		0-2-0		0-1-0		6-0-0
2-6-0		0-0-0	0-0-		AWAY		0-0-0		0-0-0		2-5-0
6-7-0		0-0-0	0-0-0		NEUTRAL		0-1-0		0-1-0		6-5-0
6-3-0		0-0-0	0-0-0		CONFERENCE		0-0-0		0-0-0		6-3-0
5-1-0		0-0-0	0-0-0		HOME		0-0-0		0-0-0		5-1-0
1-2-0		0-0-0	0-0-0		AWAY		0-0-0		0-0-0		1-2-0
0-0-0		0-0-0	0-0-0		NEUTRAL		0-0-0		0-0-0		0-0-0
RPI S	Opponent	Score	RPI S	Opponent	Score	RPI S	Opponent	Score	RPI S	Opponent	Score
			43 A	Kennesaw St.	5 7	79 H	St. John's (NY)	2 10	104 N	Michigan St.	8 9
						79 H	St. John's (NY)	6 7	123 H	Morehead St.	6 7
						92 N	UNCW	4 6	151 N	Eastern Ky.	4 2
									152 N	Virginia	3 11
									152 N	Virginia	0 9
									154 A	Virginia Tech	7 9
									154 A	Virginia Tech	2 4
									155 N	Bucknell	4 7
									156 A	Winthrop	6 5
									161 H	Radford	4 3
									161 H	Radford	10 2
									163 H	Mercer	2 0
									163 H	Mercer	2 1
									163 H	Mercer	0 2
									185 A	Charleston So.	2 4
									185 A	Charleston So.	3 4
									190 A	Samford	2 5
									190 A	Samford	6 1
									190 A	Samford	0 2
									192 H	Tennessee Tech	3 2
									192 H	Tennessee Tech	7 3
									192 N	Tennessee Tech	6 8
									192 N	Tennessee Tech	1 4
									204 N	Youngstown St.	7 3
									216 H	Presbyterian	5 4
									216 H	Presbyterian	3 2
									243 A	Gardner-Webb	7 8
<hr/>											
				LAST 10 GAMES							
				252 H	Chattanooga	10 5	190 A	Samford	2 5	192 N	Tennessee Tech
				252 H	Chattanooga	7 3	163 H	Mercer	2 0	204 N	Youngstown St.
				252 H	Chattanooga	3 1	163 H	Mercer	0 2	216 H	Presbyterian
				190 A	Samford	6 1	163 H	Mercer	2 1	216 H	Presbyterian
				190 A	Samford	0 2	216 H	Presbyterian	3 2	243 A	Gardner-Webb

Non-Div. I Games:

ETSU

RPI	S	Opponent	Score	
243	A	Gardner-Webb	4	1
252	H	Chattanooga	7	3
252	H	Chattanooga	10	5
252	H	Chattanooga	3	1
272	N	Alabama A&M	7	2
272	N	Alabama A&M	3	2
278	N	N.C. Central	11	0
281	N	N.C. A&T	6	1

ETSU

E
T
S
U

E
T
S
U

Average RPI Win:		224	WON-LOST RECORD		WINNING PCT. RANK		LAST 10 GAMES		STRENGTH OF SCHEDULE		OPP. STRENGTH OF SCHEDULE		TEAM RPI		ADJ RPI		CONF. RPI		ADJ CONF. RPI	
DIV. I ONLY			17-24-0		.41463 186		3-7-0		191		246		205		.45412 204		26		26	
DIV. I NON-CONF.			12-17-0		.41379 180		2-0-0		216		248		216		.4511 213		26		26	
TOTALS		RPI 1-25		RPI 26-50		W-L RECORDS		RPI 51-100		RPI 101-150		RPI 150+								
17-24-0		0-1-0		1-0-0		OVERALL		0-3-0		0-8-0		16-12-0								
8-4-0		0-0-0		0-0-0		HOME		0-0-0		0-3-0		8-1-0								
6-12-0		0-0-0		1-0-0		AWAY		0-3-0		0-3-0		5-6-0								
3-8-0		0-1-0		0-0-0		NEUTRAL		0-0-0		0-2-0		3-5-0								
12-17-0		0-1-0		1-0-0		NON-CONFERENCE		0-3-0		0-5-0		11-8-0								
5-1-0		0-0-0		0-0-0		HOME		0-0-0		0-0-0		5-1-0								
4-8-0		0-0-0		1-0-		AWAY		0-3-0		0-3-0		3-2-0								
3-8-0		0-1-0		0-0-0		NEUTRAL		0-0-0		0-2-0		3-5-0								
5-7-0		0-0-0		0-0-0		CONFERENCE		0-0-0		0-3-0		5-4-0								
3-3-0		0-0-0		0-0-0		HOME		0-0-0		0-3-0		3-0-0								
2-4-0		0-0-0		0-0-0		AWAY		0-0-0		0-0-0		2-4-0								
0-0-0		0-0-0		0-0-0		NEUTRAL		0-0-0		0-0-0		0-0-0								
RPI	S	Opponent		Score		RPI	S	Opponent		Score		RPI	S	Opponent		Score				
14	N	Alabama		0 7		45	A	USC Upstate		2 1		81	A	Coastal Caro.		1 5				
												81	A	Coastal Caro.		1 9				
												92	A	UNCW		0 7				
												125	A	East Carolina		4 5				
												131	A	Furman		1 9				
												131	A	Furman		1 4				
												142	H	Ill.-Chicago		0 1				
												142	H	Ill.-Chicago		0 4				
												142	H	Ill.-Chicago		1 2				
												147	N	Towson		7 9				
												147	N	Towson		5 6				
												151	N	Eastern Ky.		1 5				
												156	A	Winthrop		1 7				
												161	N	Radford		1 3				
												161	N	Radford		8 5				
												198	A	Valparaiso		6 1				
												198	A	Valparaiso		5 6				
												198	A	Valparaiso		1 4				
												203	N	ETSU		3 7				
												210	H	Akron		0 2				
												210	H	Akron		4 1				
												211	A	Northern Ky.		6 4				
												211	A	Northern Ky.		0 9				
												211	A	Northern Ky.		3 11				
												216	A	Presbyterian		4 2				
												216	A	Presbyterian		3 4				
												221	H	Oakland		8 1				
												221	H	Oakland		4 1				
												221	H	Oakland		6 1				
												228	N	Hampton		0 2				
LAST 10 GAMES																				
						211	A	Northern Ky.		3 11		142	H	Ill.-Chicago		0 1				
						211	A	Northern Ky.		6 4		260	A	Niagara		3 2				
						211	A	Northern Ky.		0 9		260	A	Niagara		4 1				
						142	H	Ill.-Chicago		1 2		198	A	Valparaiso		5 6				
						142	H	Ill.-Chicago		0 4		198	A	Valparaiso		1 4				

Non-Div. I Games:

Youngstown St.

RPI	S	Opponent	Score	
259	H	Robert Morris	8	0
259	H	Robert Morris	12	3
260	A	Niagara	3	2
260	A	Niagara	4	1
262	N	Siena	3	0
262	N	Siena	5	0
264	N	Mt. St. Mary's	1	8
274	H	St. Bonaventure	1	0
274	H	St. Bonaventure	5	0

Youngstown St.

Y
o
u
n
g
s
t
o
w
n
s
t
.

Y
o
u
n
g
s
t
o
w
n
s
t
.

Idaho St.

Average RPI Win:	237	WON-LOST	WINNING	LAST 10	STRENGTH OF	OPP. STRENGTH	TEAM	ADJ	CONF.	ADJ CONF.	
Average RPI Loss:	93	RECORD	PCT. RANK	GAMES	SCHEDULE	OF SCHEDULE	RPI	RPI	RPI	RPI	
DIV. I ONLY	12-27-0	.30769	251	0-10-0	100	208	202	.4526	206	6	7
DIV. I NON-CONF.	12-12-0	.5	130	0-1-0	211	278	187	.46615	190	8	7
<hr/>											
TOTALS	RPI 1-25	RPI 26-50		W-L RECORDS		RPI 51-100		RPI 101-150		RPI 150+	
12-27-0	0-3-0	0-2-0		OVERALL		0-16-0		2-3-0		10-3-0	
1-9-0	0-0-0	0-2-0		HOME		0-6-0		1-1-0		0-0-0	
4-13-0	0-2-0	0-0-0		AWAY		0-5-0		1-2-0		3-1-0	
7-5-0	0-0-0	0-0-0		NEUTRAL		0-3-0		0-0-0		7-2-0	
12-12-0	0-0-0	0-2-0		NON-CONFERENCE		0-4-0		2-3-0		10-3-0	
1-3-0	0-0-0	0-2-0		HOME		0-0-0		1-1-0		0-0-0	
4-4-0	0-0-0	0-0-		AWAY		0-1-0		1-2-0		3-1-0	
7-5-0	0-0-0	0-0-0		NEUTRAL		0-3-0		0-0-0		7-2-0	
0-15-0	0-3-0	0-0-0		CONFERENCE		0-12-0		0-0-0		0-0-0	
0-6-0	0-0-0	0-0-0		HOME		0-6-0		0-0-0		0-0-0	
0-9-0	0-3-0	0-0-0		AWAY		0-6-0		0-0-0		0-0-0	
0-0-0	0-0-0	0-0-0		NEUTRAL		0-0-0		0-0-0		0-0-0	
RPI	S	Opponent	Score	RPI	S	Opponent	Score	RPI	S	Opponent	Score
25	A	Texas St.	0 11	45	H	USC Upstate	2 4	53	A	Georgia St.	2 12
25	A	Texas St.	1 4	45	H	USC Upstate	1 12	53	A	Georgia St.	3 5
25	A	Texas St.	1 9					53	A	Georgia St.	4 9
								69	H	South Ala.	3 5
								69	H	South Ala.	3 5
								69	H	South Ala.	0 4
								76	N	Col. of Charleston	1 12
								82	H	Ga. Southern	1 10
								82	H	Ga. Southern	2 11
								82	H	Ga. Southern	0 2
								87	A	La.-Monroe	0 2
								87	A	La.-Monroe	1 2
								87	A	La.-Monroe	1 5
								88	N	North Texas	0 1
								88	N	North Texas	3 7
								92	A	UNCW	2 14

Non-Div. I Games:

Appalachian St.

P
e
n
n

Penn

Average RPI Win:	226	WON-LOST	WINNING	LAST 10	STRENGTH OF	OPP. STRENGTH	TEAM	ADJ	CONF.	ADJ CONF.					
Average RPI Loss:	112	RECORD	PCT. RANK	GAMES	SCHEDULE	OF SCHEDULE	RPI	RPI	RPI	RPI					
DIV. I ONLY		14-21-0	.4	196	5-5-0	222	175	212	.44897	208	26	26			
DIV. I NON-CONF.		5-18-0	.21739	261	0-4-0	32	98	195	.4659	191	26	26			
<hr/>															
TOTALS	RPI 1-25	RPI 26-50		W-L RECORDS		RPI 51-100		RPI 101-150		RPI 150+					
14-21-0	0-0-0	0-4-0		OVERALL		2-9-0		0-2-0		12-6-0					
4-3-0	0-0-0	0-0-0		HOME		0-0-0		0-0-0		4-3-0					
9-8-0	0-0-0	0-4-0		AWAY		2-2-0		0-2-0		7-0-0					
1-10-0	0-0-0	0-0-0		NEUTRAL		0-7-0		0-0-0		1-3-0					
5-18-0	0-0-0	0-4-0		NON-CONFERENCE		2-9-0		0-2-0		3-3-0					
1-0-0	0-0-0	0-0-0		HOME		0-0-0		0-0-0		1-0-0					
3-8-0	0-0-0	0-0-		AWAY		2-2-0		0-2-0		1-0-0					
1-10-0	0-0-0	0-0-0		NEUTRAL		0-7-0		0-0-0		1-3-0					
9-3-0	0-0-0	0-0-0		CONFERENCE		0-0-0		0-0-0		9-3-0					
3-3-0	0-0-0	0-0-0		HOME		0-0-0		0-0-0		3-3-0					
6-0-0	0-0-0	0-0-0		AWAY		0-0-0		0-0-0		6-0-0					
0-0-0	0-0-0	0-0-0		NEUTRAL		0-0-0		0-0-0		0-0-0					
RPI	S	Opponent	Score	RPI	S	Opponent	Score	RPI	S	Opponent	Score				
				27	A	Marshall	2 4	54	N	Illinois St.	0 3	123	A	Morehead St.	0 2
				27	A	Marshall	1 9	61	N	Wichita St.	2 10	123	A	Morehead St.	0 9
				36	A	Ohio St.	1 14	63	N	Boston College	0 11	170	N	Austin Peay	2 3
				38	A	Lipscomb	5 7	71	N	Ohio	6 14	175	A	Dayton	4 3
								72	A	Memphis	0 1	175	H	Dayton	6 5
								85	N	Belmont	2 5	180	N	Indiana St.	2 4
								93	N	Louisiana Tech	1 9	215	N	IUPUI	1 6
								95	A	Western Ky.	3 4	221	H	Oakland	4 6
								96	N	UC Santa Barbara	10 12	221	H	Oakland	7 5
								97	A	Houston	8 5	221	H	Oakland	4 2
								97	A	Houston	4 3	248	H	Detroit Mercy	7 9
												248	H	Detroit Mercy	0 1
												248	H	Detroit Mercy	5 1
												265	N	Tennessee St.	9 1
												275	A	Green Bay	2 1
												275	A	Green Bay	8 3
												275	A	Green Bay	5 3
												280	A	Cleveland St.	10 2
												280	A	Cleveland St.	8 0
												280	A	Cleveland St.	2 1
<hr/>															
LAST 10 GAMES															
				221	H	Oakland	7 5	280	A	Cleveland St.	2 1				
				221	H	Oakland	4 6	280	A	Cleveland St.	10 2				
				221	H	Oakland	4 2	280	A	Cleveland St.	8 0				
				123	A	Morehead St.	0 2	27	A	Marshall	1 9				
				123	A	Morehead St.	0 9	27	A	Marshall	2 4				

Non-Div. I Games:

Wright St.

Monmouth

Monmouth

RPI	S	Opponent	Score	
252	N	Chattanooga	9	6
253	N	Yale	5	4
284	A	Rider	11	1
284	A	Rider	7	8

Monmouth

M
o
n
m
o
u
t
h

M
o
n
m
o
u
t
h

A
k
r
o
n

Akron

RPI	S	Opponent	Score	
281	N	N.C. A&T	6	5
281	N	N.C. A&T	6	1
285	N	Savannah St.	8	0

Akron

A
k
r
o
n

A
k
r
o
n

[illegible]

Non-Div. I Games:

Northern Ky.

RPI	S	Opponent	Score	
248	A	Detroit Mercy	6	2
248	A	Detroit Mercy	5	6
252	N	Chattanooga	6	2
259	N	Robert Morris	2	3

Northern Ky.

N
o
r
t
h
e
r
n
K
y
.

N
o
r
t
h
e
r
n
K
y
.

Average RPI Win:	197	WON-LOST RECORD	WINNING PCT. RANK	LAST 10 GAMES	STRENGTH OF SCHEDULE	OPP. STRENGTH OF SCHEDULE	TEAM RPI	ADJ RPI	CONF. RPI	ADJ CONF. RPI	
DIV. I ONLY		15-25-0	.375 216	2-8-0	214	168	221	.44585 212	16	16	
DIV. I NON-CONF.		12-13-0	.48 148	1-0-0	226	191	184	.47264 181	17	18	
<hr/>											
TOTALS	RPI 1-25	RPI 26-50		W-L RECORDS	RPI 51-100		RPI 101-150		RPI 150+		
15-25-0	0-2-0	0-2-0		OVERALL	2-2-0		2-5-0		11-14-0		
2-5-0	0-0-0	0-0-0		HOME	0-0-0		1-2-0		1-3-0		
4-10-0	0-1-0	0-1-0		AWAY	1-1-0		1-2-0		2-4-0		
9-10-0	0-1-0	0-1-0		NEUTRAL	1-1-0		0-1-0		8-6-0		
<hr/>											
12-13-0	0-2-0	0-2-0		NON-CONFERENCE	2-2-0		0-1-0		10-6-0		
0-0-0	0-0-0	0-0-0		HOME	0-0-0		0-0-0		0-0-0		
3-3-0	0-1-0	0-0-		AWAY	1-1-0		0-0-0		2-0-0		
9-10-0	0-1-0	0-1-0		NEUTRAL	1-1-0		0-1-0		8-6-0		
<hr/>											
3-12-0	0-0-0	0-0-0		CONFERENCE	0-0-0		2-4-0		1-8-0		
2-5-0	0-0-0	0-0-0		HOME	0-0-0		1-2-0		1-3-0		
1-7-0	0-0-0	0-0-0		AWAY	0-0-0		1-2-0		0-5-0		
0-0-0	0-0-0	0-0-0		NEUTRAL	0-0-0		0-0-0		0-0-0		
<hr/>											
RPI S	Opponent	Score	RPI S	Opponent	Score	RPI S	Opponent	Score	RPI S	Opponent	Score
6 N	UCLA	0 8	35 A	Notre Dame	0 1	55 A	South Fla.	0 4	110 A	Ball St.	0 9
23 A	Michigan	2 8	48 N	San Diego St.	0 10	59 A	Long Beach St.	2 1	110 A	Ball St.	1 0
						85 N	Belmont	2 5	110 A	Ball St.	0 8
						85 N	Belmont	4 3	117 H	Kent St.	3 6
									117 H	Kent St.	3 11
									117 H	Kent St.	6 5
									120 N	Eastern Ill.	2 4
									162 N	Villanova	0 1
									163 A	Mercer	3 2
									169 A	Toledo	4 5
									169 A	Toledo	4 6
									169 H	Toledo	0 4
									178 N	Boston U.	7 6
									178 N	Boston U.	4 3
									181 N	Longwood	1 8
									182 A	Bowling Green	0 5
									182 A	Bowling Green	1 3
									182 A	Bowling Green	2 3
									188 N	North Dakota	1 4
									210 H	Akron	3 0
									210 H	Akron	0 9
									210 H	Akron	1 10
			LAST 10 GAMES						214 N	Quinnipiac	3 4
			110 A	Ball St.	1 0	182 A	Bowling Green	2 3	217 N	Georgetown	8 9
			110 A	Ball St.	0 9	182 A	Bowling Green	0 5	238 N	Columbia	1 5
			110 A	Ball St.	0 8	248 A	Detroit Mercy	3 1	248 A	Detroit Mercy	3 1
			169 H	Toledo	0 4	169 A	Toledo	4 5	248 N	Detroit Mercy	5 4
			182 A	Bowling Green	1 3	169 A	Toledo	4 6			

Non-Div. I Games:

Eastern Mich.

RPI	S	Opponent	Score	
259	N	Robert Morris	11	1
262	N	Siena	10	9
273	N	Stony Brook	4	3
279	N	Brown	4	0
285	N	Savannah St.	10	1

Eastern Mich.

E
a
s
t
e
r
n
M
i
c
h
.

E
a
s
t
e
r
n
M
i
c
h
.

Average RPI Win:		227	WON-LOST RECORD		WINNING PCT. RANK		LAST 10 GAMES		STRENGTH OF SCHEDULE		OPP. STRENGTH OF SCHEDULE		TEAM RPI		ADJ RPI		CONF. RPI		ADJ CONF. RPI	
DIV. I ONLY			10-21-1		.32813 245		9-1-0		165		194		214		.44514 213		27		27	
DIV. I NON-CONF.			1-18-1		.075 285		0-0-0		92		37		251		.41267 250		28		28	
TOTALS		RPI 1-25		RPI 26-50		W-L RECORDS		RPI 51-100		RPI 101-150		RPI 150+								
10-21-1		0-3-0		0-3-0		OVERALL		0-2-0		3-7-1		7-6-0								
8-0-0		0-0-0		0-0-0		HOME		0-0-0		2-0-0		6-0-0								
2-9-0		0-1-0		0-3-0		AWAY		0-0-0		1-1-0		1-3-0								
0-12-1		0-2-0		0-0-0		NEUTRAL		0-2-0		0-5-1		0-3-0								
1-18-1		0-3-0		0-3-0		NON-CONFERENCE		0-2-0		1-7-1		0-3-0								
0-0-0		0-0-0		0-0-0		HOME		0-0-0		0-0-0		0-0-0								
1-6-0		0-1-0		0-0-		AWAY		0-0-0		1-2-0		0-0-0								
0-12-1		0-2-0		0-0-0		NEUTRAL		0-2-0		0-5-1		0-3-0								
9-3-0		0-0-0		0-0-0		CONFERENCE		0-0-0		2-0-0		7-3-0								
8-0-0		0-0-0		0-0-0		HOME		0-0-0		2-0-0		6-0-0								
1-3-0		0-0-0		0-0-0		AWAY		0-0-0		0-0-0		1-3-0								
0-0-0		0-0-0		0-0-0		NEUTRAL		0-0-0		0-0-0		0-0-0								
RPI	S	Opponent		Score		RPI	S	Opponent		Score		RPI	S	Opponent		Score				
6	A	UCLA		2	4	29	A	Louisiana		5	12	58	N	Cal Poly		1	2			
18	N	BYU		0	4	43	A	Kennesaw St.		5	9	58	N	Cal Poly		0	11			
18	N	BYU		1	5	43	A	Kennesaw St.		0	9									
										</										

Non-Div. I Games:

Dartmouth

Average RPI Win:	228	WON-LOST	WINNING	LAST 10	STRENGTH OF	OPP. STRENGTH	TEAM	ADJ	CONF.	ADJ CONF.	
Average RPI Loss:	169	RECORD	PCT. RANK	GAMES	SCHEDULE	OF SCHEDULE	RPI	RPI	RPI	RPI	
DIV. I ONLY	18-18-0	.5	138	7-3-0	251	257	211	.44504	214	30	30
DIV. I NON-CONF.	13-15-0	.46429	154	2-1-0	231	261	204	.45624	206	30	30
<hr/>											
TOTALS	RPI 1-25	RPI 26-50		W-L RECORDS		RPI 51-100		RPI 101-150		RPI 150+	
18-18-0	0-1-0	0-0-0		OVERALL		2-3-0		0-2-0		16-12-0	
9-1-0	0-0-0	0-0-0		HOME		0-0-0		0-0-0		9-1-0	
2-9-0	0-0-0	0-0-0		AWAY		0-1-0		0-2-0		2-6-0	
7-8-0	0-1-0	0-0-0		NEUTRAL		2-2-0		0-0-0		5-5-0	
13-15-0	0-1-0	0-0-0		NON-CONFERENCE		2-3-0		0-2-0		11-9-0	
4-0-0	0-0-0	0-0-0		HOME		0-0-0		0-0-0		4-0-0	
2-7-0	0-0-0	0-0-		AWAY		0-1-0		0-2-0		2-4-0	
7-8-0	0-1-0	0-0-0		NEUTRAL		2-2-0		0-0-0		5-5-0	
5-3-0	0-0-0	0-0-0		CONFERENCE		0-0-0		0-0-0		5-3-0	
5-1-0	0-0-0	0-0-0		HOME		0-0-0		0-0-0		5-1-0	
0-2-0	0-0-0	0-0-0		AWAY		0-0-0		0-0-0		0-2-0	
0-0-0	0-0-0	0-0-0		NEUTRAL		0-0-0		0-0-0		0-0-0	
<hr/>											
RPI	S	Opponent	Score	RPI	S	Opponent	Score	RPI	S	Opponent	Score
3	N	Arizona	1 7					67	A	CSUN	0 8
								73	N	Central Mich.	3 0
								80	N	Murray St.	2 0
								94	N	Boise St.	12 25
								98	N	Weber St.	1 2
								116	A	UC Riverside	4 5
								116	A	UC Riverside	4 12
								155	N	Bucknell	11 15
								160	A	LIU Brooklyn	0 8
								162	N	Villanova	2 1
								178	N	Boston U.	1 8
								188	N	North Dakota	3 2
								201	A	George Washington	2 10
								201	A	George Washington	2 11
								202	N	Northern Colo.	0 10
								209	A	Monmouth	1 2
								209	A	Monmouth	1 2
								212	N	Eastern Mich.	4 3
								221	N	Oakland	7 8
								235	H	Marist	3 2
								235	H	Marist	5 4
								239	A	Wagner	9 5
								239	A	Wagner	4 0
								245	H	Sacred Heart	1 0
								245	H	Sacred Heart	4 0
								253	A	Yale	11 12
								254	N	CSU Bakersfield	3 1
								261	N	Bryant	11 3
								261	N	Bryant	1 4
								284	H	Rider	5 2
								284	H	Rider	2 0
								291	H	Hartford	2 1
								292	H	Saint Peter's	8 2
<hr/>											
				LAST 10 GAMES							
				235 H Marist		3 2		209 A Monmouth		1 2	
				235 H Marist		5 4		209 A Monmouth		1 2	
				253 A Yale		11 12		284 H Rider		2 0	
				245 H Sacred Heart		1 0		284 H Rider		5 2	
				245 H Sacred Heart		4 0		292 H Saint Peter's		8 2	

Non-Div. I Games:

Quinnipiac

RPI	S	Opponent	Score	
291	H	Hartford	5	0
292	H	Saint Peter's	0	1
292	H	Saint Peter's	8	2

Quinnipiac

Q
u
i
n
n
i
p
i
a
c

Q
u
i
n
n
i
p
i
a
c

Average RPI Win: 198		WON-LOST RECORD		WINNING PCT. RANK		LAST 10 GAMES		STRENGTH OF SCHEDULE		OPP. STRENGTH OF SCHEDULE		TEAM RPI		ADJ RPI		CONF. RPI		ADJ CONF. RPI	
DIV. I ONLY		16-24-0		.4 196		3-7-0		230		154		217		.44495 215		25		25	
DIV. I NON-CONF.		10-21-0		.32258 223		0-4-0		233		119		235		.43357 232		24		24	
TOTALS		RPI 1-25		RPI 26-50		W-L RECORDS		RPI 51-100		RPI 101-150		RPI 150+							
16-24-0		0-2-0		0-2-0		OVERALL		2-4-0		1-5-0		13-11-0							
3-2-0		0-0-0		0-0-0		HOME		0-0-0		0-0-0		3-2-0							
5-9-0		0-2-0		0-1-0		AWAY		0-2-0		1-0-0		4-4-0							
8-13-0		0-0-0		0-1-0		NEUTRAL		2-2-0		0-5-0		6-5-0							
10-21-0		0-2-0		0-2-0		NON-CONFERENCE		2-4-0		1-5-0		7-8-0							
0-2-0		0-0-0		0-0-0		HOME		0-0-0		0-0-0		0-2-0							
2-6-0		0-2-0		0-0-		AWAY		0-2-0		1-0-0		1-1-0							
8-13-0		0-0-0		0-1-0		NEUTRAL		2-2-0		0-5-0		6-5-0							
6-3-0		0-0-0		0-0-0		CONFERENCE		0-0-0		0-0-0		6-3-0							
3-0-0		0-0-0		0-0-0		HOME		0-0-0		0-0-0		3-0-0							
3-3-0		0-0-0		0-0-0		AWAY		0-0-0		0-0-0		3-3-0							
0-0-0		0-0-0		0-0-0		NEUTRAL		0-0-0		0-0-0		0-0-0							
RPI S	Opponent	Score		RPI S	Opponent	Score		RPI S	Opponent	Score		RPI S	Opponent	Score					
24 A	Arkansas	1	8	35 A	Notre Dame	4	13	52 A	Louisville	2	7	118 A	FGCU	2	1				
24 A	Arkansas	2	7	43 N	Kennesaw St.	1	10	54 N	Illinois St.	1	10	120 N	Eastern Ill.	0	10				
								60 N	Nebraska	9	1	128 N	Lamar University	1	11				
								60 N	Nebraska	1	6	129 N	Miami (OH)	2	4				
								86 N	UNI	6	3	142 N	Ill.-Chicago	0	2				
								95 A	Western Ky.	3	8	149 N	Loyola Chicago	6	9				
												157 A	North Dakota St.	4	7				
												157 A	North Dakota St.	3	1				
												157 A	North Dakota St.	11	9				
												161 N	Radford	3	6				
												167 N	Iowa St.	0	2				
												170 N	Austin Peay	6	1				
												174 N	UConn	2	7				
												180 H	Indiana St.	3	7				
												180 N	Indiana St.	8	15				
												183 H	Butler	2	5				
												192 N	Tennessee Tech	5	3				
												198 A	Valparaiso	3	7				
												200 A	Western Ill.	10	5				
												200 A	Western Ill.	6	11				
												200 A	Western Ill.	1	6				
						LAST 10 GAMES						208 N	Wright St.	6	1				
						200 A	Western Ill.	10	5			250 H	South Dakota St.	5	4				
						200 A	Western Ill.	6	11			250 H	South Dakota St.	5	2				
						200 A	Western Ill.	1	6			250 H	South Dakota St.	6	1				
						35 A	Notre Dame	4	13			252 A	Chattanooga	14	3				
						157 A	North Dakota St.	4	7			263 N	Drexel	2	1				

Non-Div. I Games:

IUPUI

RPI	S	Opponent	Score	
275	N	Green Bay	2	10
280	N	Cleveland St.	9	1
280	N	Cleveland St.	6	4

IUPUI

I
U
P
U
I

I
U
P
U
I

[illegible]

Non-Div. I Games:

Presbyterian

RPI	S	Opponent	Score	
286	N	Fairleigh Dickinson	12	5
287	N	UMES	4	2
289	A	South Carolina St.	6	5
289	N	South Carolina St.	8	3
289	N	South Carolina St.	7	0

Presbyterian

P
r
e
s
b
y
t
e
r
i
a
n

P
r
e
s
b
y
t
e
r
i
a
n

Average RPI Win: 221		WON-LOST	WINNING	LAST 10	STRENGTH OF		OPP. STRENGTH	TEAM	ADJ		CONF.	ADJ CONF.		
Average RPI Loss: 131		RECORD	PCT. RANK	GAMES	SCHEDULE		OF SCHEDULE	RPI	RPI		RPI	RPI		
DIV. I ONLY		11-27-0	.28947	261	2-8-0		108	231	213	.44477	217	17	18	
DIV. I NON-CONF.		7-19-0	.26923	244	0-2-0		67	218	208	.45409	210	20	20	
TOTALS		RPI 1-25	RPI 26-50		W-L RECORDS		RPI 51-100		RPI 101-150		RPI 150+			
11-27-0		0-2-0	0-4-0		OVERALL		1-4-0		0-5-0		10-12-0			
3-6-0		0-0-0	0-0-0		HOME		0-0-0		0-0-0		3-6-0			
2-13-0		0-2-0	0-4-0		AWAY		1-2-0		0-2-0		1-3-0			
6-8-0		0-0-0	0-0-0		NEUTRAL		0-2-0		0-3-0		6-3-0			
7-19-0		0-2-0	0-4-0		NON-CONFERENCE		1-4-0		0-5-0		6-4-0			
0-0-0		0-0-0	0-0-0		HOME		0-0-0		0-0-0		0-0-0			
1-11-0		0-2-0	0-0-		AWAY		1-2-0		0-2-0		0-1-0			
6-8-0		0-0-0	0-0-0		NEUTRAL		0-2-0		0-3-0		6-3-0			
4-8-0		0-0-0	0-0-0		CONFERENCE		0-0-0		0-0-0		4-8-0			
3-6-0		0-0-0	0-0-0		HOME		0-0-0		0-0-0		3-6-0			
1-2-0		0-0-0	0-0-0		AWAY		0-0-0		0-0-0		1-2-0			
0-0-0		0-0-0	0-0-0		NEUTRAL		0-0-0		0-0-0		0-0-0			
RPI	S	Opponent	Score		RPI	S	Opponent	Score		RPI	S	Opponent	Score	
5	A	Texas A&M	0	8	45	A	USC Upstate	0	9	72	N	Memphis	1	2
5	A	Texas A&M	1	7	47	A	FIU	0	2	72	N	Memphis	7	9
					47	A	FIU	0	4	92	A	UNCW	1	4
					47	A	FIU	2	10	92	A	UNCW	5	1
										97	A	Houston	0	10

Non-Div. I Games:

Georgetown

UTEP

Average RPI Win: 148		WON-LOST RECORD		WINNING PCT. RANK		LAST 10 GAMES		STRENGTH OF SCHEDULE		OPP. STRENGTH OF SCHEDULE		TEAM RPI		ADJ RPI		CONF. RPI		ADJ CONF. RPI	
DIV. I ONLY		11-31-0		.2619 268		3-7-0		138		104		223		.44371 218		11		11	
DIV. I NON-CONF.		6-18-0		.25 249		1-1-0		126		111		224		.44646 220		11		11	
TOTALS		RPI 1-25		RPI 26-50		W-L RECORDS		RPI 51-100		RPI 101-150		RPI 150+							
11-31-0		0-2-0		0-0-0		OVERALL		3-14-0		4-11-0		4-4-0							
4-7-0		0-0-0		0-0-0		HOME		1-2-0		1-4-0		2-1-0							
4-15-0		0-1-0		0-0-0		AWAY		0-6-0		3-7-0		1-1-0							
3-9-0		0-1-0		0-0-0		NEUTRAL		2-6-0		0-0-0		1-2-0							
6-18-0		0-2-0		0-0-0		NON-CONFERENCE		2-6-0		2-7-0		2-3-0							
0-2-0		0-0-0		0-0-0		HOME		0-0-0		0-2-0		0-0-0							
3-7-0		0-1-0		0-0-		AWAY		0-0-0		2-5-0		1-1-0							
3-9-0		0-1-0		0-0-0		NEUTRAL		2-6-0		0-0-0		1-2-0							
5-13-0		0-0-0		0-0-0		CONFERENCE		1-8-0		2-4-0		2-1-0							
4-5-0		0-0-0		0-0-0		HOME		1-2-0		1-2-0		2-1-0							
1-8-0		0-0-0		0-0-0		AWAY		0-6-0		1-2-0		0-0-0							
0-0-0		0-0-0		0-0-0		NEUTRAL		0-0-0		0-0-0		0-0-0							
RPI	S	Opponent		Score		RPI	S	Opponent		Score		RPI	S	Opponent		Score			
15	N	Utah		0	9			61	N	Wichita St.	6 1	102	H	Southern Miss.		2	6		
21	A	Arizona St.		0	8			61	N	Wichita St.	5 7	102	H	Southern Miss.		12	2		
								62	N	Utah St.	7 5	102	H	Southern Miss.		1	6		
								62	N	Utah St.	1 4	115	A	Texas Tech		4	12		
								70	N	San Jose St.	1 4	115	A	Texas Tech		0	8		
								84	N	Stanford	1 10	116	A	UC Riverside		5	6		
								88	A	North Texas	0 2	127	A	UNLV		4	8		
								88	A	North Texas	1 9	139	A	New Mexico St.		5	3		
								88	A	North Texas	6 8	139	H	New Mexico St.		4	8		
								93	A	Louisiana Tech	0 4	139	H	New Mexico St.		4	13		
								93	A	Louisiana Tech	0 8	141	A	New Mexico		6	7		
								93	A	Louisiana Tech	2 4	141	A	New Mexico		7	4		
								94	N	Boise St.	7 16	146	A	UTSA		1	8		
								95	H	Western Ky.	8 18	146	A	UTSA		7	6		
								95	H	Western Ky.	2 7	146	A	UTSA		5	8		
								95	H	Western Ky.	10 2	152	N	Virginia		4	5		
								100	N	Nevada	1 6	189	H	Middle Tenn.		10	7		
												189	H	Middle Tenn.		7	6		
												189	H	Middle Tenn.		2	5		
												231	N	Saint Mary's (CA)		1	3		
												242	A	Incarnate Word		2	5		
												242	A	Incarnate Word		11	3		
												262	N	Siena		10	2		
				LAST 10 GAMES															
				93	A	Louisiana Tech	0 8	95	H	Western Ky.	10 2								
				93	A	Louisiana Tech	0 4	242	A	Incarnate Word	11 3								
				93	A	Louisiana Tech	2 4	242	A	Incarnate Word	2 5								
				95	H	Western Ky.	2 7	146	A	UTSA	5 8								
				95	H	Western Ky.	8 18	146	A	UTSA	7 6								

Non-Div. I Games:

UTEP

Average RPI Win:	204	WON-LOST RECORD	WINNING PCT. RANK	LAST 10 GAMES	STRENGTH OF SCHEDULE	OPP. STRENGTH OF SCHEDULE	TEAM RPI	ADJ RPI	CONF. RPI	ADJ CONF. RPI		
Average RPI Loss:	146											
DIV. I ONLY		12-17-0	.41379	188	5-5-0	232	215	222	.44284	219	22	22
DIV. I NON-CONF.		8-12-0	.4	189	1-0-0	166	232	199	.46108	199	21	21
<hr/>												
TOTALS	RPI 1-25	RPI 26-50		W-L RECORDS		RPI 51-100		RPI 101-150		RPI 150+		
12-17-0	0-0-0	0-0-0		OVERALL		1-5-0		0-6-0		11-6-0		
7-3-0	0-0-0	0-0-0		HOME		0-0-0		0-0-0		7-3-0		
2-6-0	0-0-0	0-0-0		AWAY		1-2-0		0-3-0		1-1-0		
3-8-0	0-0-0	0-0-0		NEUTRAL		0-3-0		0-3-0		3-2-0		
8-12-0	0-0-0	0-0-0		NON-CONFERENCE		1-5-0		0-3-0		7-4-0		
3-1-0	0-0-0	0-0-0		HOME		0-0-0		0-0-0		3-1-0		
2-3-0	0-0-0	0-0-		AWAY		1-2-0		0-0-0		1-1-0		
3-8-0	0-0-0	0-0-0		NEUTRAL		0-3-0		0-3-0		3-2-0		
4-5-0	0-0-0	0-0-0		CONFERENCE		0-0-0		0-3-0		4-2-0		
4-2-0	0-0-0	0-0-0		HOME		0-0-0		0-0-0		4-2-0		
0-3-0	0-0-0	0-0-0		AWAY		0-0-0		0-3-0		0-0-0		
0-0-0	0-0-0	0-0-0		NEUTRAL		0-0-0		0-0-0		0-0-0		
RPI	S	Opponent	Score	RPI	S	Opponent	Score	RPI	S	Opponent	Score	
						58 N Cal Poly	3 11	127 N UNLV		2 7		
						62 A Utah St.	2 11	132 N Montana		6 9		
						62 N Utah St.	2 6	139 A New Mexico St.		3 7		
						96 N UC Santa Barbara	7 9	139 A New Mexico St.		3 4		
						100 A Nevada	6 7	139 A New Mexico St.		5 8		
						100 A Nevada	11 7	144 N UC Davis		3 4		
								167 N Iowa St.		1 0		
								177 N San Diego		9 10		
								186 H Seattle U		1 0		
								186 H Seattle U		2 1		
								186 H Seattle U		9 10		
								197 H Maine		7 3		
								197 H Maine		14 3		
								205 A Idaho St.		6 2		
								205 A Idaho St.		3 6		
								231 N Saint Mary's (CA)		8 7		
								231 N Saint Mary's (CA)		5 1		
								231 N Saint Mary's (CA)		1 2		
								239 H Wagner		2 5		
								239 H Wagner		9 1		
								254 H CSU Bakersfield		5 6		
								254 H CSU Bakersfield		9 1		
								254 H CSU Bakersfield		6 2		
				LAST 10 GAMES								
				186 H Seattle U		1 0	254 H CSU Bakersfield		6 2			
				186 H Seattle U		9 10	139 A New Mexico St.		3 7			
				186 H Seattle U		2 1	139 A New Mexico St.		3 4			
				254 H CSU Bakersfield		9 1	139 A New Mexico St.		5 8			
				254 H CSU Bakersfield		5 6	205 A Idaho St.		6 2			

Non-Div. I Games:

Utah Valley

Average RPI Win: Average RPI Loss:	237 170	WON-LOST RECORD	WINNING PCT. RANK	LAST 10 GAMES		STRENGTH OF SCHEDULE	OPP. STRENGTH OF SCHEDULE	TEAM RPI	ADJ. RPI	CONF. RPI	ADJ CONF. RPI
DIV. I ONLY		17-21-0	.44737 162	6-4-0		224	260	210	.44179 220	30	30
DIV. I NON-CONF.		10-16-0	.38462 199	2-0-0		175	251	213	.44757 218	30	30
TOTALS	RPI 1-25	RPI 26-50		W-L RECORDS		RPI 51-100		RPI 101-150		RPI 150+	
17-21-0	0-0-0	0-4-0		OVERALL		0-2-0		0-1-0		17-14-0	
6-1-0	0-0-0	0-0-0		HOME		0-0-0		0-0-0		6-1-0	
7-10-0	0-0-0	0-4-0		AWAY		0-0-0		0-1-0		7-5-0	
4-10-0	0-0-0	0-0-0		NEUTRAL		0-2-0		0-0-0		4-8-0	
10-16-0	0-0-0	0-4-0		NON-CONFERENCE		0-2-0		0-1-0		10-9-0	
3-0-0	0-0-0	0-0-0		HOME		0-0-0		0-0-0		3-0-0	
3-6-0	0-0-0	0-0-		AWAY		0-0-0		0-1-0		3-1-0	
4-10-0	0-0-0	0-0-0		NEUTRAL		0-2-0		0-0-0		4-8-0	
7-5-0	0-0-0	0-0-0		CONFERENCE		0-0-0		0-0-0		7-5-0	
3-1-0	0-0-0	0-0-0		HOME		0-0-0		0-0-0		3-1-0	
4-4-0	0-0-0	0-0-0		AWAY		0-0-0		0-0-0		4-4-0	
0-0-0	0-0-0	0-0-0		NEUTRAL		0-0-0		0-0-0		0-0-0	
RPI S	Opponent	Score	RPI S	Opponent	Score	RPI S	Opponent	Score	RPI S	Opponent	Score
			39 A Fla. Atlantic	0 3	51 N Fordham	1 2	103 A Charlotte	5 8			
			47 A FIU	3 10	54 N Illinois St.	3 5	164 H Army West Point	5 2			
			47 A FIU	0 8			164 N Army West Point	3 6			
			47 A FIU	2 10			164 N Army West Point	1 7			
							172 N Saint Joseph's	6 12			
							194 N Rutgers	3 0			
							209 A Monmouth	1 0			
							209 A Monmouth	1 5			
							222 A George Mason	3 0			
							222 A George Mason	6 4			
							225 A Providence	1 7			
							233 N Colgate	3 2			
							235 A Marist	1 4			
							235 A Marist	4 1			
							236 N Bethune-Cookman	4 10			
							238 H Columbia	4 2			
							238 H Columbia	2 1			
							238 N Columbia	9 5			
							240 N La Salle	4 6			
							240 N La Salle	4 12			
							245 A Sacred Heart	2 1			
							252 N Chattanooga	6 4			
							256 H Canisius	4 0			
							256 H Canisius	4 5			
							259 N Robert Morris	10 11			
							259 N Robert Morris	1 3			
							260 H Niagara	2 0			
			LAST 10 GAMES								
			284 A Rider	9 1	262 A Siena	2 10					
			284 A Rider	5 0	262 A Siena	3 11					
			209 A Monmouth	1 0	235 A Marist	1 4					
			209 A Monmouth	1 5	235 A Marist	4 1					
			164 H Army West Point	5 2	238 H Columbia	4 2					

Non-Div. I Games:

Fairfield

RPI	S	Opponent	Score	
260	H	Niagara	8	3
262	A	Siena	2	10
262	A	Siena	3	11
284	A	Rider	9	1
284	A	Rider	5	0

Fairfield

F
a
i
r
f
i
e
l
d

F
a
i
r
f
i
e
l
d

Average RPI Win:	227	WON-LOST RECORD	WINNING PCT. RANK	LAST 10 GAMES	STRENGTH OF SCHEDULE	OPP. STRENGTH OF SCHEDULE	TEAM RPI	ADJ RPI	CONF. RPI	ADJ CONF. RPI		
DIV. I ONLY		16-16-0	.5	138	7-3-0	275	222	228	.44094	221	26	26
DIV. I NON-CONF.		7-10-0	.41176	182	0-0-0	107	227	168	.4835	166	26	26
<hr/>												
TOTALS	RPI 1-25	RPI 26-50		W-L RECORDS		RPI 51-100		RPI 101-150		RPI 150+		
16-16-0	0-0-0	0-0-0		OVERALL		0-4-0		2-3-0		14-9-0		
0-0-0	0-0-0	0-0-0		HOME		0-0-0		0-0-0		0-0-0		
1-9-0	0-0-0	0-0-0		AWAY		0-2-0		0-2-0		1-5-0		
15-7-0	0-0-0	0-0-0		NEUTRAL		0-2-0		2-1-0		13-4-0		
7-10-0	0-0-0	0-0-0		NON-CONFERENCE		0-4-0		2-3-0		5-3-0		
0-0-0	0-0-0	0-0-0		HOME		0-0-0		0-0-0		0-0-0		
0-4-0	0-0-0	0-0-		AWAY		0-2-0		0-2-0		0-0-0		
7-6-0	0-0-0	0-0-0		NEUTRAL		0-2-0		2-1-0		5-3-0		
9-6-0	0-0-0	0-0-0		CONFERENCE		0-0-0		0-0-0		9-6-0		
0-0-0	0-0-0	0-0-0		HOME		0-0-0		0-0-0		0-0-0		
1-5-0	0-0-0	0-0-0		AWAY		0-0-0		0-0-0		1-5-0		
8-1-0	0-0-0	0-0-0		NEUTRAL		0-0-0		0-0-0		8-1-0		
RPI	S	Opponent	Score	RPI	S	Opponent	Score	RPI	S	Opponent	Score	
						51 N Fordham	0 2	110 N Ball St.		1 0		
						72 A Memphis	3 4	114 N Indiana		4 16		
						73 A Central Mich.	1 3	123 A Morehead St.		2 3		
						78 N Liberty	1 7	123 A Morehead St.		0 3		
								140 N Massachusetts		2 1		
								162 N Villanova		4 8		
								178 N Boston U.		1 0		
								188 N North Dakota		3 2		
								200 N Western Ill.		0 2		
								204 A Youngstown St.		1 4		
								204 A Youngstown St.		1 6		
								204 A Youngstown St.		1 8		
								208 A Wright St.		6 4		
								208 A Wright St.		5 7		
								208 A Wright St.		2 4		
								210 N Akron		1 3		
								211 N Northern Ky.		7 2		
								211 N Northern Ky.		7 3		
								211 N Northern Ky.		3 5		
								214 N Quinnipiac		8 7		
								227 N Morgan St.		7 4		
				LAST 10 GAMES				275 N Green Bay		4 3		
				208 A Wright St.		5 7	275 N Green Bay		4 3	275 N Green Bay	11 3	
				208 A Wright St.		6 4	280 N Cleveland St.		6 4	275 N Green Bay	3 2	
				208 A Wright St.		2 4	280 N Cleveland St.		14 1	277 N Buffalo	2 0	
				275 N Green Bay		3 2	280 N Cleveland St.		5 1	280 N Cleveland St.	14 1	
				275 N Green Bay		11 3	211 N Northern Ky.		3 5	280 N Cleveland St.	5 1	

Non-Div. I Games:

Oakland

Oakland

Oakland

Oakland

Average RPI Win:	213	WON-LOST	WINNING	LAST 10	STRENGTH OF	OPP. STRENGTH	TEAM	ADJ	CONF.	ADJ CONF.	
Average RPI Loss:	158	RECORD	PCT. RANK	GAMES	SCHEDULE	OF SCHEDULE	RPI	RPI	RPI	RPI	
DIV. I ONLY	16-24-0	.4	196	7-3-0	218	233	220	.4407	222	23	23
DIV. I NON-CONF.	8-20-0	.28571	241	3-1-0	247	243	256	.40608	256	23	23
<hr/>											
TOTALS	RPI 1-25	RPI 26-50		W-L RECORDS		RPI 51-100		RPI 101-150		RPI 150+	
16-24-0	0-0-0	0-0-0		OVERALL		1-7-0		1-4-0		14-13-0	
9-12-0	0-0-0	0-0-0		HOME		1-3-0		1-1-0		7-8-0	
6-7-0	0-0-0	0-0-0		AWAY		0-2-0		0-3-0		6-2-0	
1-5-0	0-0-0	0-0-0		NEUTRAL		0-2-0		0-0-0		1-3-0	
8-20-0	0-0-0	0-0-0		NON-CONFERENCE		0-5-0		1-4-0		7-11-0	
6-9-0	0-0-0	0-0-0		HOME		0-1-0		1-1-0		5-7-0	
1-6-0	0-0-0	0-0-		AWAY		0-2-0		0-3-0		1-1-0	
1-5-0	0-0-0	0-0-0		NEUTRAL		0-2-0		0-0-0		1-3-0	
8-4-0	0-0-0	0-0-0		CONFERENCE		1-2-0		0-0-0		7-2-0	
3-3-0	0-0-0	0-0-0		HOME		1-2-0		0-0-0		2-1-0	
5-1-0	0-0-0	0-0-0		AWAY		0-0-0		0-0-0		5-1-0	
0-0-0	0-0-0	0-0-0		NEUTRAL		0-0-0		0-0-0		0-0-0	
RPI	S	Opponent	Score	RPI	S	Opponent	Score	RPI	S	Opponent	Score
						51 H Fordham	2 5	137 A Jacksonville	2 10		
						51 H Fordham	3 5	137 A Jacksonville	1 8		
						51 H Fordham	2 1	137 A Jacksonville	1 4		
						76 N Col. of Charleston	0 8	147 H Towson	6 5		
						76 N Col. of Charleston	4 7	147 H Towson	1 3		
						91 A Stetson	4 6	152 H Virginia	6 2		
						91 A Stetson	0 4	152 H Virginia	2 7		
						99 H North Carolina St.	0 4	164 H Army West Point	1 12		
								164 H Army West Point	5 6		
								175 A Dayton	6 5		
								175 A Dayton	3 2		
								175 A Dayton	0 6		
								206 N Appalachian St.	1 2		
								210 H Akron	0 8		
								220 H Fairfield	0 3		
								220 H Fairfield	4 6		
								228 H Hampton	4 3		
								228 H Hampton	4 0		
								236 A Bethune-Cookman	2 4		
								236 A Bethune-Cookman	3 1		
								238 H Columbia	0 3		
								238 N Columbia	10 0		
								238 N Columbia	8 9		
								238 N Columbia	5 6		
								240 H La Salle	2 0		
								240 H La Salle	0 9		
								240 H La Salle	4 0		
LAST 10 GAMES											
						249 A Rhode Island	4 1	51 H Fordham	2 1		
						249 A Rhode Island	5 2	51 H Fordham	3 5		
						249 A Rhode Island	6 1	51 H Fordham	2 5		
						228 H Hampton	4 0	152 H Virginia	6 2		
						228 H Hampton	4 3	152 H Virginia	2 7		

Non-Div. I Games:

George Mason

RPI	S	Opponent	Score	
249	A	Rhode Island	4	1
249	A	Rhode Island	6	1
249	A	Rhode Island	5	2
267	H	Cornell	5	3
277	H	Buffalo	2	1

George Mason

G
e
o
r
g
e
M
a
s
o
n

G
e
o
r
g
e
M
a
s
o
n

Average RPI Win: 256		WON-LOST	WINNING	LAST 10	STRENGTH OF		OPP. STRENGTH	TEAM	ADJ		CONF.	ADJ CONF.
Average RPI Loss: 197		RECORD	PCT. RANK	GAMES	SCHEDULE		OF SCHEDULE	RPI	RPI		RPI	RPI
DIV. I ONLY		22-12-0	.64706	60	7-3-0		292	272	219		.43931	223
DIV. I NON-CONF.		14-10-0	.58333	96	1-1-0		290	277	226		.43704	228
TOTALS		RPI 1-25	RPI 26-50		W-L RECORDS		RPI 51-100		RPI 101-150		RPI 150+	
22-12-0		0-0-0	0-0-0		OVERALL		0-1-0		0-2-0		22-9-0	
8-4-0		0-0-0	0-0-0		HOME		0-0-0		0-0-0		8-4-0	
7-2-0		0-0-0	0-0-0		AWAY		0-1-0		0-0-0		7-1-0	
7-6-0		0-0-0	0-0-0		NEUTRAL		0-0-0		0-2-0		7-4-0	
14-10-0		0-0-0	0-0-0		NON-CONFERENCE		0-1-0		0-2-0		14-7-0	
3-3-0		0-0-0	0-0-0		HOME		0-0-0		0-0-0		3-3-0	
4-1-0		0-0-0	0-0-		AWAY		0-1-0		0-0-0		4-0-0	
7-6-0		0-0-0	0-0-0		NEUTRAL		0-0-0		0-2-0		7-4-0	
8-2-0		0-0-0	0-0-0		CONFERENCE		0-0-0		0-0-0		8-2-0	
5-1-0		0-0-0	0-0-0		HOME		0-0-0		0-0-0		5-1-0	
3-1-0		0-0-0	0-0-0		AWAY		0-0-0		0-0-0		3-1-0	
0-0-0		0-0-0	0-0-0		NEUTRAL		0-0-0		0-0-0		0-0-0	
RPI S	Opponent	Score	RPI S	Opponent	Score	RPI S	Opponent	Score	RPI S	Opponent	Score	
						91 A	Stetson	3 7	117 N	Kent St.	2 5	
									149 N	Loyola Chicago	2 12	
									157 N	North Dakota St.	1 5	
									157 N	North Dakota St.	2 3	
									187 N	Harvard	1 0	
									209 H	Monmouth	0 1	
									209 H	Monmouth	9 1	
									217 N	Georgetown	4 5	
									227 N	Morgan St.	13 0	
									233 N	Colgate	7 4	
									233 N	Colgate	8 3	
									238 N	Columbia	9 1	
									239 H	Wagner	4 5	
									239 H	Wagner	1 3	
									245 A	Sacred Heart	9 0	
									245 A	Sacred Heart	2 0	
									253 N	Yale	3 0	
									255 H	Central Conn. St.	8 1	
									255 H	Central Conn. St.	2 5	
									256 A	Canisius	4 2	
									256 A	Canisius	3 1	
									260 A	Niagara	5 7	
									260 A	Niagara	2 1	
									264 A	Mt. St. Mary's	9 4	
									264 A	Mt. St. Mary's	10 9	
									267 N	Cornell	7 3	
									273 N	Stony Brook	1 3	
LAST 10 GAMES												
			255 H	Central Conn. St.	2 5	292 H	Saint Peter's	5 0				
			255 H	Central Conn. St.	8 1	256 A	Canisius	3 1				
			260 A	Niagara	5 7	256 A	Canisius	4 2				
			260 A	Niagara	2 1	209 H	Monmouth	9 1				
			292 H	Saint Peter's	6 0	209 H	Monmouth	0 1				

Non-Div. I Games:

Manhattan

RPI	S	Opponent	Score	
284	H	Rider	5	0
284	H	Rider	8	0
291	H	Hartford	9	2
291	H	Hartford	3	2
292	H	Saint Peter's	5	0
292	H	Saint Peter's	6	0

Manhattan

M
a
n
h
a
t
t
a
n

M
a
n
h
a
t
t
a
n

Average RPI Win:	227	WON-LOST	WINNING	LAST 10	STRENGTH OF	OPP. STRENGTH	TEAM	ADJ	CONF.	ADJ CONF.	
Average RPI Loss:	126	RECORD	PCT. RANK	GAMES	SCHEDULE	OF SCHEDULE	RPI	RPI	RPI	RPI	
DIV. I ONLY		13-21-0	.38235 212	5-5-0	215	224	224	.43789 224	19	19	
DIV. I NON-CONF.		8-6-0	.57143 104	1-0-0	208	282	156	.48322 168	16	16	
<hr/>											
TOTALS	RPI 1-25	RPI 26-50		W-L RECORDS		RPI 51-100		RPI 101-150		RPI 150+	
13-21-0	0-0-0	0-1-0		OVERALL		0-5-0		2-11-0		11-4-0	
5-7-0	0-0-0	0-0-0		HOME		0-0-0		1-5-0		4-2-0	
4-12-0	0-0-0	0-0-0		AWAY		0-4-0		1-6-0		3-2-0	
4-2-0	0-0-0	0-1-0		NEUTRAL		0-1-0		0-0-0		4-0-0	
8-6-0	0-0-0	0-1-0		NON-CONFERENCE		0-4-0		1-0-0		7-1-0	
2-1-0	0-0-0	0-0-0		HOME		0-0-0		0-0-0		2-1-0	
2-3-0	0-0-0	0-0-		AWAY		0-3-0		1-0-0		1-0-0	
4-2-0	0-0-0	0-1-0		NEUTRAL		0-1-0		0-0-0		4-0-0	
5-15-0	0-0-0	0-0-0		CONFERENCE		0-1-0		1-11-0		4-3-0	
3-6-0	0-0-0	0-0-0		HOME		0-0-0		1-5-0		2-1-0	
2-9-0	0-0-0	0-0-0		AWAY		0-1-0		0-6-0		2-2-0	
0-0-0	0-0-0	0-0-0		NEUTRAL		0-0-0		0-0-0		0-0-0	
<hr/>											
RPI S	Opponent	Score	RPI S	Opponent	Score	RPI S	Opponent	Score	RPI S	Opponent	Score
50	N Jacksonville St.	2 10	56	A McNeese	0 8	107	A Nicholls St.	1 6			
			69	A South Ala.	1 6	107	A Nicholls St.	1 5			
			87	N La.-Monroe	3 4	107	A Nicholls St.	0 8			
			90	A UT Arlington	1 9	121	H Abilene Christian	0 10			
			97	A Houston	1 3	121	H Abilene Christian	5 6			
						121	H Abilene Christian	1 8			
						128	A Lamar University	6 12			
						128	A Lamar University	2 10			
						128	A Lamar University	2 4			
						145	H Southeastern La.	2 3			
						145	H Southeastern La.	3 2			
						145	H Southeastern La.	4 8			
						146	A UTSA	5 3			
						168	A SFA	3 1			
						168	A SFA	0 2			
						168	A SFA	6 8			
						193	A Central Ark.	6 5			
						200	N Western Ill.	10 9			
						242	H Incarnate Word	4 0			
						242	H Incarnate Word	3 2			
						242	H Incarnate Word	3 4			
			LAST 10 GAMES				251	N Alabama St.	8 3		
			168	A SFA	0 2	145	H Southeastern La.	2 3	251	N Alabama St.	10 3
			168	A SFA	3 1	146	A UTSA	5 3	271	H Prairie View	6 0
			168	A SFA	6 8	242	H Incarnate Word	3 4	271	H Prairie View	3 9
			145	H Southeastern La.	4 8	242	H Incarnate Word	3 2	276	N Ark.-Pine Bluff	12 4
			145	H Southeastern La.	3 2	242	H Incarnate Word	4 0	283	A Texas Southern	4 3

Non-Div. I Games:

Houston Baptist

RPI	S	Opponent	Score
283	H	Texas Southern	6 3

Average RPI Win:	211	WON-LOST RECORD	WINNING PCT. RANK	LAST 10 GAMES	STRENGTH OF SCHEDULE	OPP. STRENGTH OF SCHEDULE	TEAM RPI	ADJ RPI	CONF. RPI	ADJ CONF. RPI					
DIV. I ONLY	128	12-22-0	.35294	233	4-6-0	207	177	225	.43684	225	17	18			
DIV. I NON-CONF.		9-13-0	.40909	184	1-0-0	215	205	209	.45151	212	20	20			
<hr/>															
TOTALS	RPI 1-25	RPI 26-50		W-L RECORDS		RPI 51-100		RPI 101-150		RPI 150+					
12-22-0	0-0-0	0-2-0		OVERALL		0-8-0		1-5-0		11-7-0					
4-2-0	0-0-0	0-0-0		HOME		0-0-0		0-0-0		4-2-0					
2-12-0	0-0-0	0-0-0		AWAY		0-7-0		0-3-0		2-2-0					
6-8-0	0-0-0	0-2-0		NEUTRAL		0-1-0		1-2-0		5-3-0					
9-13-0	0-0-0	0-2-0		NON-CONFERENCE		0-5-0		1-2-0		8-4-0					
2-1-0	0-0-0	0-0-0		HOME		0-0-0		0-0-0		2-1-0					
1-4-0	0-0-0	0-0-		AWAY		0-4-0		0-0-0		1-0-0					
6-8-0	0-0-0	0-2-0		NEUTRAL		0-1-0		1-2-0		5-3-0					
3-9-0	0-0-0	0-0-0		CONFERENCE		0-3-0		0-3-0		3-3-0					
2-1-0	0-0-0	0-0-0		HOME		0-0-0		0-0-0		2-1-0					
1-8-0	0-0-0	0-0-0		AWAY		0-3-0		0-3-0		1-2-0					
0-0-0	0-0-0	0-0-0		NEUTRAL		0-0-0		0-0-0		0-0-0					
RPI	S	Opponent	Score	RPI	S	Opponent	Score	RPI	S	Opponent	Score				
				27	N	Marshall	2 5	65	A	UCF	10 11	118	N	FGCU	7 10
				40	N	SIUE	0 3	65	A	UCF	1 3	118	N	FGCU	0 3
								79	A	St. John's (NY)	7 15	118	N	FGCU	5 2
								79	A	St. John's (NY)	0 11	119	A	DePaul	0 8
								79	A	St. John's (NY)	3 8	119	A	DePaul	2 7
								91	A	Stetson	4 5	119	A	DePaul	6 9
								91	A	Stetson	3 5	160	N	LIU Brooklyn	4 5
								91	N	Stetson	3 9	180	N	Indiana St.	15 11
												183	H	Butler	7 5
												183	H	Butler	3 8
												183	H	Butler	14 6
												201	N	George Washington	9 3
												209	N	Monmouth	10 2
												217	A	Georgetown	9 6
												217	A	Georgetown	5 13
												217	A	Georgetown	4 6
												220	H	Fairfield	7 1
												226	N	Western Mich.	2 5
												236	N	Bethune-Cookman	3 0
												249	H	Rhode Island	2 6
												249	H	Rhode Island	5 2
												260	N	Niagara	5 1
												268	N	Fort Wayne	6 7
												279	A	Brown	10 0
					</										

Non-Div. I Games:

Providence

Average RPI Win:	223	WON-LOST	WINNING	LAST 10	STRENGTH OF	OPP. STRENGTH	TEAM	ADJ	CONF.	ADJ CONF.	
Average RPI Loss:	137	RECORD	PCT. RANK	GAMES	SCHEDULE	OF SCHEDULE	RPI	RPI	RPI	RPI	
DIV. I ONLY	16-23-0	.41026	190	4-6-0	235	232	226	.43653	226	16	16
DIV. I NON-CONF.	12-12-0	.5	130	0-0-0	283	249	232	.43343	233	17	18
TOTALS	RPI 1-25	RPI 26-50	W-L RECORDS		RPI 51-100	RPI 101-150		RPI 150+			
16-23-0	0-0-0	0-0-0	OVERALL		2-8-0	1-8-0		13-7-0			
2-6-0	0-0-0	0-0-0	HOME		1-4-0	1-2-0		0-0-0			
1-6-0	0-0-0	0-0-0	AWAY		0-1-0	0-4-0		1-1-0			
13-11-0	0-0-0	0-0-0	NEUTRAL		1-3-0	0-2-0		12-6-0			
12-12-0	0-0-0	0-0-0	NON-CONFERENCE		1-3-0	0-3-0		11-6-0			
0-0-0	0-0-0	0-0-0	HOME		0-0-0	0-0-0		0-0-0			
1-1-0	0-0-0	0-0-	AWAY		0-0-0	0-1-0		1-0-0			
11-11-0	0-0-0	0-0-0	NEUTRAL		1-3-0	0-2-0		10-6-0			
4-11-0	0-0-0	0-0-0	CONFERENCE		1-5-0	1-5-0		2-1-0			
2-6-0	0-0-0	0-0-0	HOME		1-4-0	1-2-0		0-0-0			
0-5-0	0-0-0	0-0-0	AWAY		0-1-0	0-3-0		0-1-0			
2-0-0	0-0-0	0-0-0	NEUTRAL		0-0-0	0-0-0		2-0-0			
RPI S	Opponent	Score	RPI S	Opponent	Score	RPI S	Opponent	Score	RPI S	Opponent	Score
						58 N	Cal Poly	1 2	104 A	Michigan St.	2 7
						70 N	San Jose St.	5 1	123 H	Northern Ill.	7 2
						71 H	Ohio	1 9	123 H	Northern Ill.	1 4
						71 H	Ohio	2 0	123 H	Northern Ill.	5 6
						71 H	Ohio	4 6	129 A	Miami (OH)	3 11
						73 A	Central Mich.	2 10	129 A	Miami (OH)	6 8
						73 H	Central Mich.	0 9	129 A	Miami (OH)	0 4
						73 H	Central Mich.	0 1	141 N	New Mexico	2 4
						84 N	Stanford	2 3	147 N	Towson	5 10
						89 N	UT Martin	0 9	152 N	Virginia	8 9
									158 N	Northwestern St.	5 7
									162 N	Villanova	2 5
									186 N	Seattle U	9 1
									195 N	Saint Louis	5 3
									225 N	Providence	5 2
									250 N	South Dakota St.	2 3
									252 A	Chattanooga	4 2
									253 N	Yale	2 3
									255 N	Central Conn. St.	2 0
									260 N	Niagara	4 1
									264 N	Mt. St. Mary's	3 0
									268 N	Fort Wayne	10 3
									269 N	Holy Cross	15 0
									274 N	St. Bonaventure	4 5
									277 A	Buffalo	3 4
									277 N	Buffalo	2 0
									277 N	Buffalo	2 1

RPI	S	Opponent	Score	
286	N	Fairleigh Dickinson	13	3
291	N	Hartford	11	0

Western Mich.

W
e
s
t
e
r
n
M
i
c
h
.

W
e
s
t
e
r
n
M
i
c
h
.

[illegible]

Non-Div. I Games:

Morgan St.

Average RPI Win:	259	WON-LOST	WINNING	LAST 10	STRENGTH OF	OPP. STRENGTH	TEAM	ADJ	CONF.	ADJ CONF.	
Average RPI Loss:	145	RECORD	PCT. RANK	GAMES	SCHEDULE	OF SCHEDULE	RPI	RPI	RPI	RPI	
DIV. I ONLY		13-18-0	.41935 184	5-5-0	231	271	232	.43538 228	31	31	
DIV. I NON-CONF.		4-16-0	.2 263	0-4-0	53	241	230	.43918 226	31	31	
<hr/>											
TOTALS	RPI 1-25	RPI 26-50		W-L RECORDS		RPI 51-100		RPI 101-150		RPI 150+	
13-18-0	0-0-0	0-2-0		OVERALL		0-4-0		1-4-0		12-8-0	
2-1-0	0-0-0	0-0-0		HOME		0-0-0		0-0-0		2-1-0	
7-11-0	0-0-0	0-1-0		AWAY		0-4-0		0-3-0		7-2-0	
4-6-0	0-0-0	0-1-0		NEUTRAL		0-0-0		1-1-0		3-4-0	
<hr/>											
4-16-0	0-0-0	0-2-0		NON-CONFERENCE		0-4-0		1-4-0		3-6-0	
0-0-0	0-0-0	0-0-0		HOME		0-0-0		0-0-0		0-0-0	
0-10-0	0-0-0	0-0-		AWAY		0-4-0		0-3-0		0-2-0	
4-6-0	0-0-0	0-1-0		NEUTRAL		0-0-0		1-1-0		3-4-0	
<hr/>											
9-2-0	0-0-0	0-0-0		CONFERENCE		0-0-0		0-0-0		9-2-0	
2-1-0	0-0-0	0-0-0		HOME		0-0-0		0-0-0		2-1-0	
7-1-0	0-0-0	0-0-0		AWAY		0-0-0		0-0-0		7-1-0	
0-0-0	0-0-0	0-0-0		NEUTRAL		0-0-0		0-0-0		0-0-0	
<hr/>											
RPI S	Opponent	Score	RPI S	Opponent	Score	RPI S	Opponent	Score	RPI S	Opponent	Score
			27 N	Marshall	6 7	78 A	Liberty	1 13	106 A	Elon	5 6
			33 A	North Carolina	2 8	78 A	Liberty	0 7	106 A	Elon	3 5
						92 A	UNCW	4 5	106 A	Elon	0 2
						92 A	UNCW	1 4	129 N	Miami (OH)	7 5
									147 N	Towson	2 17
									155 N	Bucknell	0 5
									155 N	Bucknell	4 5
									199 N	Seton Hall	1 12
									204 N	Youngstown St.	2 0
									222 A	George Mason	3 4
									222 A	George Mason	0 4
									244 H	Delaware St.	5 6
									244 H	Delaware St.	8 0
									244 H	Delaware St.	10 3
									262 N	Siena	7 5
									269 N	Holy Cross	4 7
									269 N	Holy Cross	3 2
									278 A	N.C. Central	2 4
									278 A	N.C. Central	5 3
									287 A	UMES	8 0
									287 A	UMES	5 0
									287 A	UMES	3 2
									293 A	Howard	7 2
									293 A	Howard	5 1
									293 A	Howard	13 1
			LAST 10 GAMES								
			287 A	UMES	8 0	244 H	Delaware St.	5 6	293 A	Howard	7 2
			287 A	UMES	5 0	244 H	Delaware St.	10 3	293 A	Howard	5 1
			287 A	UMES	3 2	244 H	Delaware St.	8 0	293 A	Howard	13 1
			222 A	George Mason	0 4	78 A	Liberty	0 7			
			222 A	George Mason	3 4	78 A	Liberty	1 13			

Average RPI Win:	200	WON-LOST	WINNING	LAST 10	STRENGTH OF	OPP. STRENGTH	TEAM	ADJ	CONF.	ADJ CONF.	
Average RPI Loss:	124	RECORD	PCT. RANK	GAMES	SCHEDULE	OF SCHEDULE	RPI	RPI	RPI	RPI	
DIV. I ONLY	11-21-0	.34375	239	5-5-0	221	140	231	.43474	229	21	20
DIV. I NON-CONF.	4-16-0	.2	263	0-1-0	139	102	240	.42857	239	19	19
<hr/>											
TOTALS	RPI 1-25	RPI 26-50		W-L RECORDS		RPI 51-100		RPI 101-150		RPI 150+	
11-21-0	0-1-0	0-0-0		OVERALL		0-8-0		2-6-0		9-6-0	
6-7-0	0-1-0	0-0-0		HOME		0-1-0		1-2-0		5-3-0	
3-4-0	0-0-0	0-0-0		AWAY		0-0-0		1-3-0		2-1-0	
2-10-0	0-0-0	0-0-0		NEUTRAL		0-7-0		0-1-0		2-2-0	
<hr/>											
4-16-0	0-1-0	0-0-0		NON-CONFERENCE		0-8-0		1-4-0		3-3-0	
2-5-0	0-1-0	0-0-0		HOME		0-1-0		1-2-0		1-1-0	
0-1-0	0-0-0	0-0-		AWAY		0-0-0		0-1-0		0-0-0	
2-10-0	0-0-0	0-0-0		NEUTRAL		0-7-0		0-1-0		2-2-0	
<hr/>											
7-5-0	0-0-0	0-0-0		CONFERENCE		0-0-0		1-2-0		6-3-0	
4-2-0	0-0-0	0-0-0		HOME		0-0-0		0-0-0		4-2-0	
3-3-0	0-0-0	0-0-0		AWAY		0-0-0		1-2-0		2-1-0	
0-0-0	0-0-0	0-0-0		NEUTRAL		0-0-0		0-0-0		0-0-0	
<hr/>											
RPI	S	Opponent	Score	RPI	S	Opponent	Score	RPI	S	Opponent	Score
18	H	BYU	3 13					52	N	Louisville	3 17
								62	H	Utah St.	1 12
								62	N	Utah St.	1 3
								70	N	San Jose St.	2 11
								94	N	Boise St.	1 9
								96	N	UC Santa Barbara	3 5
								100	N	Nevada	3 4
								100	N	Nevada	1 6

Non-Div. I Games: Dixie St.

4 5

Southern Utah

Average RPI Win: 184		WON-LOST RECORD		WINNING PCT. RANK		LAST 10 GAMES		STRENGTH OF SCHEDULE		OPP. STRENGTH OF SCHEDULE		TEAM RPI		ADJ RPI		CONF. RPI		ADJ CONF. RPI	
DIV. I ONLY		11-28-0		.28205 264		4-6-0		189		130		235		.4344 230		15		15	
DIV. I NON-CONF.		8-25-0		.24242 251		1-3-0		162		125		239		.43343 233		15		15	
TOTALS		RPI 1-25		RPI 26-50		W-L RECORDS		RPI 51-100		RPI 101-150		RPI 150+							
11-28-0		0-1-0		0-3-0		OVERALL		1-10-0		3-9-0		7-5-0							
6-16-0		0-0-0		0-3-0		HOME		0-5-0		3-6-0		3-2-0							
2-8-0		0-1-0		0-0-0		AWAY		0-3-0		0-3-0		2-1-0							
3-4-0		0-0-0		0-0-0		NEUTRAL		1-2-0		0-0-0		2-2-0							
8-25-0		0-1-0		0-3-0		NON-CONFERENCE		1-10-0		2-7-0		5-4-0							
5-14-0		0-0-0		0-3-0		HOME		0-5-0		2-4-0		3-2-0							
0-7-0		0-1-0		0-0-		AWAY		0-3-0		0-3-0		0-0-0							
3-4-0		0-0-0		0-0-0		NEUTRAL		1-2-0		0-0-0		2-2-0							
3-3-0		0-0-0		0-0-0		CONFERENCE		0-0-0		1-2-0		2-1-0							
1-2-0		0-0-0		0-0-0		HOME		0-0-0		1-2-0		0-0-0							
2-1-0		0-0-0		0-0-0		AWAY		0-0-0		0-0-0		2-1-0							
0-0-0		0-0-0		0-0-0		NEUTRAL		0-0-0		0-0-0		0-0-0							
RPI S	Opponent	Score		RPI S	Opponent	Score		RPI S	Opponent	Score		RPI S	Opponent	Score					
17 A	California	0 7		46 H	Fresno St.	0 2		59 H	Long Beach St.	4 10		109 H	Lehigh	6 3					
				49 H	Northwestern	1 2		67 N	CSUN	7 11		132 H	Montana	1 8					
				49 H	Northwestern	2 7		77 H	Grand Canyon	4 7		132 H	Montana	2 7					
								77 H	Grand Canyon	0 3		133 H	Loyola Marymount	1 0					
								94 A	Boise St.	0 4		133 H	Loyola Marymount	0 1					
								96 A	UC Santa Barbara	8 9		133 H	Loyola Marymount	0 7					
								96 A	UC Santa Barbara	1 2		141 A	New Mexico	3 7					
								98 H	Weber St.	0 4		141 A	New Mexico	1 6					
								98 H	Weber St.	0 9		141 A	New Mexico	2 10					
								98 N	Weber St.	7 4		142 H	Ill.-Chicago	4 2					
								98 N	Weber St.	0 12		144 H	UC Davis	1 2					
												144 H	UC Davis	0 2					
												159 H	Creighton	0 4					
												165 H	Sacramento St.	2 1					
												179 H	South Dakota	4 6					
												186 H	Seattle U	3 1					
												186 H	Seattle U	9 5					
												186 N	Seattle U	3 5					
												186 N	Seattle U	3 5					
												231 A	Saint Mary's (CA)	5 4					
												231 A	Saint Mary's (CA)	4 2					
												231 A	Saint Mary's (CA)	1 2					
												273 N	Stony Brook	13 3					
												273 N	Stony Brook	6 4					
LAST 10 GAMES																			
133 H Loyola Marymount				0 7				231 A Saint Mary's (CA)				4 2							
133 H Loyola Marymount				1 0				231 A Saint Mary's (CA)				5 4							
133 H Loyola Marymount				0 1				231 A Saint Mary's (CA)				1 2							
46 H Fresno St.				0 2				165 H Sacramento St.				2 1							
17 A California				0 7				96 A UC Santa Barbara				8 9							

[illegible]

Non-Div. I Games:

Saint Mary's (CA)

RPI	S	Opponent	Score	
245	N	Sacred Heart	5	3
254	A	CSU Bakersfield	5	2
254	A	CSU Bakersfield	3	7
254	A	CSU Bakersfield	4	3

Saint Mary's (CA)

S
a
i
n
t
M
a
r
y
'
s
(
C
A
)

S
a
i
n
t
M
a
r
y
'
s
(
C
A
)

Average RPI Win:	241	WON-LOST	WINNING	LAST 10	STRENGTH OF	OPP. STRENGTH	TEAM	ADJ	CONF.	ADJ CONF.											
Average RPI Loss:	204	RECORD	PCT. RANK	GAMES	SCHEDULE	OF SCHEDULE	RPI	RPI	RPI	RPI											
DIV. I ONLY		18-14-0	.5625	103	5-5-0	280	270	227	.43283	232	29	29									
DIV. I NON-CONF.		15-7-0	.68182	60	2-0-0	289	283	193	.45888	202	29	29									
<hr/>																					
TOTALS	RPI 1-25	RPI 26-50		W-L RECORDS		RPI 51-100		RPI 101-150		RPI 150+											
18-14-0	0-0-0	0-0-0		OVERALL		0-1-0		2-2-0		16-11-0											
6-3-0	0-0-0	0-0-0		HOME		0-0-0		0-0-0		6-3-0											
1-7-0	0-0-0	0-0-0		AWAY		0-1-0		0-0-0		1-6-0											
11-4-0	0-0-0	0-0-0		NEUTRAL		0-0-0		2-2-0		9-2-0											
<hr/>																					
15-7-0	0-0-0	0-0-0		NON-CONFERENCE		0-1-0		2-2-0		13-4-0											
4-0-0	0-0-0	0-0-0		HOME		0-0-0		0-0-0		4-0-0											
0-3-0	0-0-0	0-0-		AWAY		0-1-0		0-0-0		0-2-0											
11-4-0	0-0-0	0-0-0		NEUTRAL		0-0-0		2-2-0		9-2-0											
<hr/>																					
3-7-0	0-0-0	0-0-0		CONFERENCE		0-0-0		0-0-0		3-7-0											
2-3-0	0-0-0	0-0-0		HOME		0-0-0		0-0-0		2-3-0											
1-4-0	0-0-0	0-0-0		AWAY		0-0-0		0-0-0		1-4-0											
0-0-0	0-0-0	0-0-0		NEUTRAL		0-0-0		0-0-0		0-0-0											
<hr/>																					
RPI	S	Opponent	Score	RPI	S	Opponent	Score	RPI	S	Opponent	Score										
								83	A	North Florida	3	15									
								117	N	Kent St.	8	3									
								131	N	Furman	1	3									
								131	N	Furman	5	2									
								149	N	Loyola Chicago	0	4									
								171	A	Binghamton	5	6									
								171	A	Binghamton	0	4									
								187	N	Harvard	4	8									
								191	A	UMass Lowell	4	2									
								191	A	UMass Lowell	8	9									
								191	A	UMass Lowell	6	9									
								237	N	Western Caro.	1	0									
								238	N	Columbia	5	4									
								240	N	La Salle	4	2									
								241	N	Florida A&M	7	6									
								248	N	Detroit Mercy	3	2									
								255	A	Central Conn. St.	5	13									
								255	A	Central Conn. St.	1	9									
								257	H	UMBC	4	2									
								257	H	UMBC	3	7									
								257	H	UMBC	7	3									
								262	H	Siena	7	2									
								LAST 10 GAMES								262	H	Siena	11	3	
								257	H	UMBC	7	3	191	A	UMass Lowell	8	9	264	N	Mt. St. Mary's	6
257	H	UMBC	4	2	191	A	UMass Lowell	6	9	264	N	Mt. St. Mary's	15	2							
257	H	UMBC	3	7	191	A	UMass Lowell	4	2	267	H	Cornell	5	1							
171	A	Binghamton	5	6	267	H	Cornell	9	0	267	H	Cornell	9	0							
171	A	Binghamton	0	4	267	H	Cornell	5	1	273	H	Stony Brook	2	5							

Non-Div. I Games:

Albany (NY)

Albany (NY)

Average RPI Win: 208		WON-LOST	WINNING	LAST 10	STRENGTH OF		OPP. STRENGTH	TEAM	ADJ		CONF.	ADJ CONF.
Average RPI Loss: 150		RECORD	PCT. RANK	GAMES	SCHEDULE		OF SCHEDULE	RPI	RPI		RPI	RPI
DIV. I ONLY		9-22-0	.29032	260	2-8-0		170	225	238		24	24
DIV. I NON-CONF.		8-14-0	.36364	208	1-1-0		177	189	211		25	25
TOTALS		RPI 1-25	RPI 26-50		W-L RECORDS		RPI 51-100		RPI 101-150		RPI 150+	
9-22-0		0-0-0	0-3-0		OVERALL		1-3-0		0-2-0		8-14-0	
1-2-0		0-0-0	0-0-0		HOME		0-0-0		0-0-0		1-2-0	
2-10-0		0-0-0	0-1-0		AWAY		1-1-0		0-1-0		1-7-0	
6-10-0		0-0-0	0-2-0		NEUTRAL		0-2-0		0-1-0		6-5-0	
8-14-0		0-0-0	0-3-0		NON-CONFERENCE		1-3-0		0-2-0		7-6-0	
0-0-0		0-0-0	0-0-0		HOME		0-0-0		0-0-0		0-0-0	
2-4-0		0-0-0	0-0-		AWAY		1-1-0		0-1-0		1-1-0	
6-10-0		0-0-0	0-2-0		NEUTRAL		0-2-0		0-1-0		6-5-0	
1-8-0		0-0-0	0-0-0		CONFERENCE		0-0-0		0-0-0		1-8-0	
1-2-0		0-0-0	0-0-0		HOME		0-0-0		0-0-0		1-2-0	
0-6-0		0-0-0	0-0-0		AWAY		0-0-0		0-0-0		0-6-0	
0-0-0		0-0-0	0-0-0		NEUTRAL		0-0-0		0-0-0		0-0-0	
RPI S	Opponent	Score	RPI S	Opponent	Score	RPI S	Opponent	Score	RPI S	Opponent	Score	
			30 N	Ole Miss	2 14	55 N	South Fla.	0 10	131 A	Furman	2 3	
			30 N	Ole Miss	2 8	83 N	North Florida	1 11	147 N	Towson	2 9	
			45 A	USC Upstate	0 8	91 A	Stetson	12 11	155 A	Bucknell	0 7	
						91 A	Stetson	1 10	155 A	Bucknell	0 3	
									155 A	Bucknell	1 4	
									157 N	North Dakota St.	1 3	
									164 A	Army West Point	3 5	
									164 A	Army West Point	0 12	
									164 A	Army West Point	7 8	
									171 A	Binghamton	10 8	
									171 A	Binghamton	2 4	
									194 N	Rutgers	5 4	
									209 N	Monmouth	6 5	
									217 N	Georgetown	9 3	
									220 N	Fairfield	2 3	
									223 N	Manhattan	4 7	
									223 N	Manhattan	3 8	
									241 N	Florida A&M	10 9	
									247 H	Lafayette	11 5	
									247 H	Lafayette	1 2	
									247 H	Lafayette	0 8	
									252 N	Chattanooga	0 10	
									253 N	Yale	18 2	
									253 N	Yale	8 0	
LAST 10 GAMES												
			247 H	Lafayette	1 2	155 A	Bucknell	0 7				
			247 H	Lafayette	11 5	155 A	Bucknell	1 4				
			247 H	Lafayette	0 8	155 A	Bucknell	0 3				
			171 A	Binghamton	10 8	164 A	Army West Point	0 12				
			171 A	Binghamton	2 4	164 A	Army West Point	7 8				

Non-Div. I Games:

Colgate

Average RPI Win: 220		WON-LOST RECORD		WINNING PCT. RANK		LAST 10 GAMES		STRENGTH OF SCHEDULE		OPP. STRENGTH OF SCHEDULE		TEAM RPI		ADJ RPI		CONF. RPI		ADJ CONF. RPI					
DIV. I ONLY		13-30-0		.30233 255		5-5-0		185		187		233		.43189 234		22		22					
DIV. I NON-CONF.		9-25-0		.26471 245		2-0-0		181		193		242		.42554 241		21		21					
TOTALS		RPI 1-25		RPI 26-50		W-L RECORDS		RPI 51-100		RPI 101-150		RPI 150+											
13-30-0		0-2-0		0-1-0		OVERALL		1-10-0		2-11-0		10-6-0											
3-5-0		0-0-0		0-0-0		HOME		1-2-0		0-1-0		2-2-0											
3-16-0		0-2-0		0-0-0		AWAY		0-6-0		0-6-0		3-2-0											
7-9-0		0-0-0		0-1-0		NEUTRAL		0-2-0		2-4-0		5-2-0											
9-25-0		0-2-0		0-1-0		NON-CONFERENCE		0-8-0		2-8-0		7-6-0											
2-3-0		0-0-0		0-0-0		HOME		0-0-0		0-1-0		2-2-0											
0-13-0		0-2-0		0-0-		AWAY		0-6-0		0-3-0		0-2-0											
7-9-0		0-0-0		0-1-0		NEUTRAL		0-2-0		2-4-0		5-2-0											
4-5-0		0-0-0		0-0-0		CONFERENCE		1-2-0		0-3-0		3-0-0											
1-2-0		0-0-0		0-0-0		HOME		1-2-0		0-0-0		0-0-0											
3-3-0		0-0-0		0-0-0		AWAY		0-0-0		0-3-0		3-0-0											
0-0-0		0-0-0		0-0-0		NEUTRAL		0-0-0		0-0-0		0-0-0											
RPI	S	Opponent		Score		RPI	S	Opponent		Score		RPI	S	Opponent		Score		RPI	S	Opponent		Score	
24	A	Arkansas		1	13	32	N	Tulsa		0	9	61	N	Wichita St.		3	6	107	N	Nicholls St.		8	4
24	A	Arkansas		0	10							61	N	Wichita St.		0	12	111	H	Missouri St.		0	8
												77	H	Grand Canyon		1	10	111	N	Missouri St.		0	8
												77	H	Grand Canyon		3	1	112	N	UNCG		1	4
												77	H	Grand Canyon		0	9	116	A	UC Riverside		2	12
												81	A	Coastal Caro.		0	7	116	A	UC Riverside		2	6
												81	A	Coastal Caro.		2	3	122	A	Kansas		3	5
												85	A	Belmont		6	7	130	N	Pacific		4	12
												85	A	Belmont		4	9	130	N	Pacific		1	9
												90	A	UT Arlington		1	10	135	N	Drake		3	2
												90	A	UT Arlington		0	4	139	A	New Mexico St.		0	8
																		139	A	New Mexico St.		3	11
																		139	A	New Mexico St.		2	5
																		176	N	Omaha		7	5
																		184	H	Southeast Mo. St.		2	4
																		184	N	Southeast Mo. St.		0	10
																		195	H	Saint Louis		4	6
																		231	A	Saint Mary's (CA)		1	3
																		231	A	Saint Mary's (CA)		0	4
																		250	H	South Dakota St.		3	2
																		250	H	South Dakota St.		6	3
																		254	A	CSU Bakersfield		5	3
																		254	A	CSU Bakersfield		3	1
																		254	A	CSU Bakersfield		10	6
																		257	N	UMBC		4	2
																		257	N	UMBC		4	7
																		275	N	Green Bay		12	7
				LAST 10 GAMES																			
				139 A New Mexico St.				77 H Grand Canyon				254 A CSU Bakersfield											
				139 A New Mexico St.				77 H Grand Canyon				254 A CSU Bakersfield											
				139 A New Mexico St.				77 H Grand Canyon				257 N UMBC											
				250 H South Dakota St.				254 A CSU Bakersfield				257 N UMBC											
				250 H South Dakota St.				254 A CSU Bakersfield				275 N Green Bay											

Non-Div. I Games:

UMKC

RPI	S	Opponent	Score	
284	N	Rider	5	3
284	N	Rider	8	0

UMKC

U
M
K
C

U
M
K
C

Average RPI Win: 237		WON-LOST RECORD	WINNING PCT. RANK	LAST 10 GAMES	STRENGTH OF SCHEDULE	OPP. STRENGTH OF SCHEDULE	TEAM RPI	ADJ RPI		CONF. RPI	ADJ CONF. RPI	
Average RPI Loss: 187												
DIV. I ONLY		21-16-0	.56757	97	5-5-0	286	259	229	.43147	235	30	30
DIV. I NON-CONF.		18-11-0	.62069	82	3-1-0	291	273	225	.43625	230	30	30
<hr/>												
TOTALS		RPI 1-25		RPI 26-50		W-L RECORDS		RPI 51-100		RPI 101-150		RPI 150+
21-16-0		0-0-0		0-0-0		OVERALL		0-3-0		1-1-0		20-12-0
5-3-0		0-0-0		0-0-0		HOME		0-0-0		0-0-0		5-3-0
9-9-0		0-0-0		0-0-0		AWAY		0-3-0		0-0-0		9-5-0
7-4-0		0-0-0		0-0-0		NEUTRAL		0-0-0		1-1-0		6-3-0
18-11-0		0-0-0		0-0-0		NON-CONFERENCE		0-3-0		1-1-0		17-7-0
2-0-0		0-0-0		0-0-0		HOME		0-0-0		0-0-0		2-0-0
9-7-0		0-0-0		0-0-		AWAY		0-3-0		0-0-0		9-4-0
7-4-0		0-0-0		0-0-0		NEUTRAL		0-0-0		1-1-0		6-3-0
3-5-0		0-0-0		0-0-0		CONFERENCE		0-0-0		0-0-0		3-5-0
3-3-0		0-0-0		0-0-0		HOME		0-0-0		0-0-0		3-3-0
0-2-0		0-0-0		0-0-0		AWAY		0-0-0		0-0-0		0-2-0
0-0-0		0-0-0		0-0-0		NEUTRAL		0-0-0		0-0-0		0-0-0
RPI S	Opponent	Score		RPI S	Opponent	Score		RPI S	Opponent	Score		
	</											

RPI	S	Opponent	Score	
282	A	Norfolk St.	3	4
282	A	Norfolk St.	6	2
285	N	Savannah St.	10	0
285	N	Savannah St.	14	10
294	A	Coppin St.	8	0
294	A	Coppin St.	6	3
294	A	Coppin St.	11	3

Marist

Average RPI Win: 249		WON-LOST RECORD		WINNING PCT. RANK		LAST 10 GAMES		STRENGTH OF SCHEDULE		OPP. STRENGTH OF SCHEDULE		TEAM RPI		ADJ RPI		CONF. RPI		ADJ CONF. RPI	
DIV. I ONLY		20-27-0		.42553 175		8-2-0		260		189		237		.43093 236		31		31	
DIV. I NON-CONF.		10-25-0		.28571 241		1-1-0		153		90		218		.44715 219		31		31	
TOTALS		RPI 1-25		RPI 26-50		W-L RECORDS		RPI 51-100		RPI 101-150		RPI 150+							
20-27-0		0-4-0		0-4-0		OVERALL		1-6-0		0-3-0		19-10-0							
10-5-0		0-0-0		0-1-0		HOME		1-1-0		0-0-0		9-3-0							
6-3-0		0-1-0		0-1-0		AWAY		0-1-0		0-0-0		6-0-0							
4-19-0		0-3-0		0-2-0		NEUTRAL		0-4-0		0-3-0		4-7-0							
10-25-0		0-4-0		0-4-0		NON-CONFERENCE		1-6-0		0-3-0		9-8-0							
6-3-0		0-0-0		0-1-0		HOME		1-1-0		0-0-0		5-1-0							
0-3-0		0-1-0		0-0-		AWAY		0-1-0		0-0-0		0-0-0							
4-19-0		0-3-0		0-2-0		NEUTRAL		0-4-0		0-3-0		4-7-0							
10-2-0		0-0-0		0-0-0		CONFERENCE		0-0-0		0-0-0		10-2-0							
4-2-0		0-0-0		0-0-0		HOME		0-0-0		0-0-0		4-2-0							
6-0-0		0-0-0		0-0-0		AWAY		0-0-0		0-0-0		6-0-0							
0-0-0		0-0-0		0-0-0		NEUTRAL		0-0-0		0-0-0		0-0-0							
RPI	S	Opponent		Score		RPI	S	Opponent		Score		RPI	S	Opponent		Score			
1	A	Florida		7	15	27	N	Marshall		2	10	79	N	St. John's (NY)		0	1		
12	N	LSU		1	12	31	N	Texas		1	9	83	H	North Florida		0	8		
19	N	Illinois		5	13	36	H	Ohio St.		1	2	83	H	North Florida		2	1		
23	N	Michigan		4	13	39	A	Fla. Atlantic		0	15	84	N	Stanford		3	4		
												91	A	Stetson		2	13		
												91	N	Stetson		5	10		
												99	N	North Carolina St.		2	4		

Non-Div. I Games:

Bethune-Cookman

RPI	S	Opponent	Score	
285	A	Savannah St.	9	1
285	A	Savannah St.	14	0
289	H	South Carolina St.	10	2
289	H	South Carolina St.	13	0
289	H	South Carolina St.	9	3

Bethune-Cookman

B
e
t
h
u
n
e
-
C
o
o
k
m
a
n

B
e
t
h
u
n
e
-
C
o
o
k
m
a
n

Average RPI Win:	218	WON-LOST RECORD	WINNING PCT. RANK	LAST 10 GAMES	STRENGTH OF SCHEDULE	OPP. STRENGTH OF SCHEDULE	TEAM RPI	ADJ RPI	CONF. RPI	ADJ CONF. RPI	
DIV. I ONLY		12-23-0	.34286 241	4-6-0	202	235	234	.43067 237	20	21	
DIV. I NON-CONF.		10-16-0	.38462 199	2-2-0	202	246	221	.44339 222	22	22	
<hr/>											
TOTALS	RPI 1-25	RPI 26-50		W-L RECORDS	RPI 51-100		RPI 101-150		RPI 150+		
12-23-0	0-0-0	0-2-0		OVERALL	1-4-0		2-6-0		9-11-0		
4-3-0	0-0-0	0-0-0		HOME	0-0-0		2-3-0		2-0-0		
4-15-0	0-0-0	0-2-0		AWAY	1-2-0		0-2-0		3-7-0		
4-5-0	0-0-0	0-0-0		NEUTRAL	0-2-0		0-0-0		4-3-0		
<hr/>											
10-16-0	0-0-0	0-2-0		NON-CONFERENCE	1-4-0		2-0-0		7-10-0		
4-0-0	0-0-0	0-0-0		HOME	0-0-0		2-0-0		2-0-0		
2-11-0	0-0-0	0-0-		AWAY	1-2-0		0-0-0		1-7-0		
4-5-0	0-0-0	0-0-0		NEUTRAL	0-2-0		0-0-0		4-3-0		
<hr/>											
2-7-0	0-0-0	0-0-0		CONFERENCE	0-0-0		0-6-0		2-1-0		
0-3-0	0-0-0	0-0-0		HOME	0-0-0		0-3-0		0-0-0		
2-4-0	0-0-0	0-0-0		AWAY	0-0-0		0-3-0		2-1-0		
0-0-0	0-0-0	0-0-0		NEUTRAL	0-0-0		0-0-0		0-0-0		
<hr/>											
RPI S	Opponent	Score	RPI S	Opponent	Score	RPI S	Opponent	Score	RPI S	Opponent	Score
			45 A	USC Upstate	0 4	71 N	Ohio	0 2	103 H	Charlotte	9 7
			45 A	USC Upstate	1 2	71 N	Ohio	0 10	103 H	Charlotte	5 1
						76 A	Col. of Charleston	7 8	112 A	UNCG	0 6
						76 A	Col. of Charleston	0 8	112 A	UNCG	3 7
						83 A	North Florida	4 2	112 A	UNCG	2 10
									131 H	Furman	2 5
									131 H	Furman	2 4
									131 H	Furman	6 7
									156 A	Winthrop	4 8
									156 A	Winthrop	3 4
									161 A	Radford	4 5
									161 A	Radford	0 3
									169 N	Toledo	2 4
									216 A	Presbyterian	3 2
									216 A	Presbyterian	3 11
									232 N	Albany (NY)	0 1
									236 A	Bethune-Cookman	5 6
									236 A	Bethune-Cookman	5 7
									240 N	La Salle	13 2
									240 N	La Salle	6 7
									244 N	Delaware St.	3 1
			LAST 10 GAMES						252 A	Chattanooga	11 2
			281 H	N.C. A&T	6 2	252 A	Chattanooga	6 2	252 A	Chattanooga	6 2
			281 H	N.C. A&T	4 0	252 A	Chattanooga	11 2	252 A	Chattanooga	4 7
			161 A	Radford	0 3	131 H	Furman	6 7	264 N	Mt. St. Mary's	8 3
			161 A	Radford	4 5	131 H	Furman	2 5	281 H	N.C. A&T	4 0
			252 A	Chattanooga	4 7	131 H	Furman	2 4	281 H	N.C. A&T	6 2

Non-Div. I Games:

Western Caro.

RPI	S	Opponent	Score	
293	N	Howard	14	0

Western Caro.

W
e
s
t
e
r
n
C
a
r
o
.

W
e
s
t
e
r
n
C
a
r
o
.

C
o
l
u
m
b
i
a

Columbia

Columbia

W
a
g
n
e
r

Wagner

RPI	S	Opponent	Score	
286	H	Fairleigh Dickinson	10	2
292	H	Saint Peter's	1	0
292	H	Saint Peter's	11	1

Wagner

W
a
g
n
e
r

W
a
g
n
e
r

L
a
s
a
l
l
e

La Salle

RPI	S	Opponent	Score	
264	N	Mt. St. Mary's	3	0
274	A	St. Bonaventure	6	2
274	A	St. Bonaventure	4	2
274	A	St. Bonaventure	6	8

La Salle

L
a
S
a
l
l
e

L
a
S
a
l
l
e

Average RPI Win:		258	WON-LOST RECORD		WINNING PCT. RANK		LAST 10 GAMES		STRENGTH OF SCHEDULE		OPP. STRENGTH OF SCHEDULE		TEAM RPI		ADJ RPI		CONF. RPI		ADJ CONF. RPI		
DIV. I ONLY			16-25-1		.39286 203		9-1-0		267		146		241		.42061 241		31		31		
DIV. I NON-CONF.			3-24-1		.125 276		0-0-0		75		20		238		.42966 238		31		31		
TOTALS		RPI 1-25		RPI 26-50		W-L RECORDS		RPI 51-100		RPI 101-150		RPI 150+									
16-25-1		0-7-0		0-4-0		OVERALL		0-3-0		2-3-0		14-8-1									
6-2-0		0-0-0		0-0-0		HOME		0-0-0		1-1-0		5-1-0									
7-7-0		0-2-0		0-1-0		AWAY		0-3-0		0-0-0		7-1-0									
3-16-1		0-5-0		0-3-0		NEUTRAL		0-0-0		1-2-0		2-6-1									
3-24-1		0-7-0		0-4-0		NON-CONFERENCE		0-3-0		2-3-0		1-7-1									
1-1-0		0-0-0		0-0-0		HOME		0-0-0		1-1-0		0-0-0									
1-7-0		0-2-0		0-0-		AWAY		0-3-0		0-0-0		1-1-0									
1-16-1		0-5-0		0-3-0		NEUTRAL		0-0-0		1-2-0		0-6-1									
13-1-0		0-0-0		0-0-0		CONFERENCE		0-0-0		0-0-0		13-1-0									
5-1-0		0-0-0		0-0-0		HOME		0-0-0		0-0-0		5-1-0									
6-0-0		0-0-0		0-0-0		AWAY		0-0-0		0-0-0		6-0-0									
2-0-0		0-0-0		0-0-0		NEUTRAL		0-0-0		0-0-0		2-0-0									
RPI	S	Opponent		Score		RPI	S	Opponent		Score		RPI	S	Opponent		Score					
1	A	Florida		1	8	39	A	Fla. Atlantic		1	9	55	A	South Fla.		3	4				
8	A	Florida St.		0	5	41	N	Pittsburgh		2	5	65	A	UCF		2	10				
16	N	Kentucky		0	3	47	N	FIU		0	8	65	A	UCF		1	2				
16	N	Kentucky		0	2	47	N	FIU		1	12										
16	N	Kentucky		2	4																
24	N	Arkansas		0	9																
24	N	Arkansas		0	5																
						LAST 10 GAMES															
						285 H Savannah St.						5	2	281 A N.C. A&T						9	7
						285 H Savannah St.						5	7	289 A South Carolina St.						15	0
						285 H Savannah St.						1	0	289 A South Carolina St.						14	1
						281 A N.C. A&T						2	0	289 A South Carolina St.						20	3
						281 A N.C. A&T						5	2	278 H N.C. Central						7	0
														285 H Savannah St.						5	2
														285 H Savannah St.						1	0
														289 A South Carolina St.						15	0
														289 A South Carolina St.						20	3
														289 A South Carolina St.						14	1
														293 N Howard						8	1

Non-Div. I Games:

Florida A&M

RPI	S	Opponent	Score	
293	N	Howard	10	1

Florida A&M

F
l
o
r
i
d
a

A
&
M

F
l
o
r
i
d
a

A
&
M

Average RPI Win:	224	WON-LOST RECORD	WINNING PCT. RANK		LAST 10 GAMES		STRENGTH OF SCHEDULE		OPP. STRENGTH OF SCHEDULE		TEAM RPI	ADJ RPI	CONF. RPI	ADJ CONF. RPI					
DIV. I ONLY		12-28-0	.3	257	1-3-0		210		216		242	.41794	243	18	17				
DIV. I NON-CONF.		7-18-0	.28	243	0-0-0		239		229		253	.40722	252	18	17				
TOTALS		RPI 1-25		RPI 26-50		W-L RECORDS		RPI 51-100		RPI 101-150		RPI 150+							
12-28-0		0-2-0		0-2-0		OVERALL		0-7-0		0-4-0		12-13-0							
9-13-0		0-0-0		0-0-0		HOME		0-5-0		0-0-0		9-8-0							
3-11-0		0-2-0		0-2-0		AWAY		0-0-0		0-2-0		3-5-0							
0-4-0		0-0-0		0-0-0		NEUTRAL		0-2-0		0-2-0		0-0-0							
7-18-0		0-2-0		0-2-0		NON-CONFERENCE		0-4-0		0-4-0		7-6-0							
5-8-0		0-0-0		0-0-0		HOME		0-2-0		0-0-0		5-6-0							
2-6-0		0-2-0		0-0-		AWAY		0-0-0		0-2-0		2-0-0							
0-4-0		0-0-0		0-0-0		NEUTRAL		0-2-0		0-2-0		0-0-0							
5-10-0		0-0-0		0-0-0		CONFERENCE		0-3-0		0-0-0		5-7-0							
4-5-0		0-0-0		0-0-0		HOME		0-3-0		0-0-0		4-2-0							
1-5-0		0-0-0		0-0-0		AWAY		0-0-0		0-0-0		1-5-0							
0-0-0		0-0-0		0-0-0		NEUTRAL		0-0-0		0-0-0		0-0-0							
RPI	S	Opponent	Score		RPI	S	Opponent	Score		RPI	S	Opponent	Score						
14	A	Alabama	0	9	45	A	USC Upstate	0	8	64	H	Syracuse	2	5					
22	A	South Carolina	4	9	45	A	USC Upstate	1	2	64	H	Syracuse	2	6					
										65	N	UCF	1	9					
										65	N	UCF	0	5					
										78	H	Liberty	0	2					
										78	H	Liberty	1	5					
										78	H	Liberty	0	5					
															156	H	Winthrop	3	2
															156	H	Winthrop	8	7
															156	H	Winthrop	10	2
															161	H	Radford	4	5
															161	H	Radford	4	6
															161	H	Radford	4	1
															181	A	Longwood	0	4
															181	A	Longwood	0	8
															181	A	Longwood	0	8
															185	A	Charleston So.	10	1
															185	A	Charleston So.	0	5
															185	A	Charleston So.	3	7
															203	H	ETSU	8	7
															203	H	ETSU	1	4
															269	H	Holy Cross	3	2
															269	H	Holy Cross	2	4
					LAST 10 GAMES														
					156 H Winthrop					3	2						181 A Longwood	0	8
					78 H Liberty					1	5						181 A Longwood	0	8
					78 H Liberty					0	2						161 H Radford	4	5
					78 H Liberty					0	5						161 H Radford	4	6
					181 A Longwood					0	4						161 H Radford	4	1

Non-Div. I Games:

Gardner-Webb

RPI	S	Opponent	Score	
289	A	South Carolina St.	4	2
289	A	South Carolina St.	18	6

Gardner-Webb

G
a
r
d
n
e
r
-
W
e
b
b

G
a
r
d
n
e
r
-
W
e
b
b

Average RPI Win:	274	WON-LOST RECORD	WINNING PCT. RANK	LAST 10 GAMES	STRENGTH OF SCHEDULE	OPP. STRENGTH OF SCHEDULE	TEAM RPI	ADJ RPI	CONF. RPI	ADJ CONF. RPI					
DIV. I ONLY		12-24-0	.33333	243	4-6-0	219	278	244	.41773	244	31	31			
DIV. I NON-CONF.		2-19-0	.09524	283	2-2-0	89	199	257	.40639	254	31	31			
<hr/>															
TOTALS	RPI 1-25	RPI 26-50		W-L RECORDS		RPI 51-100		RPI 101-150		RPI 150+					
12-24-0	0-0-0	0-5-0		OVERALL		0-2-0		0-3-0		12-14-0					
5-2-0	0-0-0	0-0-0		HOME		0-0-0		0-0-0		5-2-0					
6-13-0	0-0-0	0-1-0		AWAY		0-2-0		0-3-0		6-7-0					
1-9-0	0-0-0	0-4-0		NEUTRAL		0-0-0		0-0-0		1-5-0					
<hr/>															
2-19-0	0-0-0	0-5-0		NON-CONFERENCE		0-2-0		0-3-0		2-9-0					
2-0-0	0-0-0	0-0-0		HOME		0-0-0		0-0-0		2-0-0					
0-10-0	0-0-0	0-0-		AWAY		0-2-0		0-3-0		0-4-0					
0-9-0	0-0-0	0-4-0		NEUTRAL		0-0-0		0-0-0		0-5-0					
<hr/>															
10-5-0	0-0-0	0-0-0		CONFERENCE		0-0-0		0-0-0		10-5-0					
3-2-0	0-0-0	0-0-0		HOME		0-0-0		0-0-0		3-2-0					
6-3-0	0-0-0	0-0-0		AWAY		0-0-0		0-0-0		6-3-0					
1-0-0	0-0-0	0-0-0		NEUTRAL		0-0-0		0-0-0		1-0-0					
<hr/>															
RPI	S	Opponent	Score	RPI	S	Opponent	Score	RPI	S	Opponent	Score	RPI	S	Opponent	Score
				26	N	Georgia	0 11					131	A	Furman	0 5
				26	N	Georgia	0 10					137	A	Jacksonville	3 7
				27	N	Marshall	3 9					137	A	Jacksonville	0 9
				36	N	Ohio St.	0 7					151	N	Eastern Ky.	0 9
				45	A	USC Upstate	1 7					162	A	Villanova	1 4
												162	A	Villanova	2 6
												163	N	Mercer	1 4
												201	A	George Washington	0 5
												201	A	George Washington	2 3
												216	N	Presbyterian	2 10
												227	H	Morgan St.	4 6
												227	H	Morgan St.	1 2
												227	H	Morgan St.	9 8
												228	A	Hampton	6 5
												228	A	Hampton	3 10
												228	A	Hampton	0 8
												237	N	Western Caro.	1 3
												245	N	Sacred Heart	0 8
												263	H	Drexel	4 2
												263	H	Drexel	1 0
												282	A	Norfolk St.	4 3
												282	A	Norfolk St.	2 7
												282	A	Norfolk St.	7 0
												287	H	UMES	3 2
												287	H	UMES	3 2
												289	N	South Carolina St.	16 0
												294	A	Coppin St.	6 1
LAST 10 GAMES															
				227	H	Morgan St.	4 6					228	A	Hampton	6 5
				227	H	Morgan St.	1 2					228	A	Hampton	3 10
				227	H	Morgan St.	9 8					228	A	Hampton	0 8
				201	A	George Washington	2 3					263	H	Drexel	4 2
				201	A	George Washington	0 5					263	H	Drexel	1 0

Non-Div. I Games:

Delaware St.

Delaware.

Delaware.

Delaware St.

S
a
c
r
e
d
H
e
a
r
t

Sacred Heart

Average RPI Win:		202	WON-LOST		WINNING		LAST 10		STRENGTH OF		OPP. STRENGTH		TEAM		ADJ		CONF.		ADJ CONF.				
Average RPI Loss:		129	RECORD		PCT. RANK		GAMES		SCHEDULE		OF SCHEDULE		RPI		RPI		RPI		RPI				
DIV. I ONLY			6-28-0		.17647 284		2-8-0		154		159		250		.41597 246		21		20				
DIV. I NON-CONF.			2-20-0		.09091 284		0-2-0		62		113		249		.4215 244		19		19				
TOTALS		RPI 1-25		RPI 26-50		W-L RECORDS		RPI 51-100		RPI 101-150		RPI 150+											
6-28-0		0-2-0		0-0-0		OVERALL		0-8-0		1-9-0		5-9-0											
3-3-0		0-0-0		0-0-0		HOME		0-0-0		0-0-0		3-3-0											
2-12-0		0-2-0		0-0-0		AWAY		0-4-0		1-3-0		1-3-0											
1-13-0		0-0-0		0-0-0		NEUTRAL		0-4-0		0-6-0		1-3-0											
2-20-0		0-2-0		0-0-0		NON-CONFERENCE		0-5-0		1-9-0		1-4-0											
0-0-0		0-0-0		0-0-0		HOME		0-0-0		0-0-0		0-0-0											
1-7-0		0-2-0		0-0-		AWAY		0-1-0		1-3-0		0-1-0											
1-13-0		0-0-0		0-0-0		NEUTRAL		0-4-0		0-6-0		1-3-0											
4-8-0		0-0-0		0-0-0		CONFERENCE		0-3-0		0-0-0		4-5-0											
3-3-0		0-0-0		0-0-0		HOME		0-0-0		0-0-0		3-3-0											
1-5-0		0-0-0		0-0-0		AWAY		0-3-0		0-0-0		1-2-0											
0-0-0		0-0-0		0-0-0		NEUTRAL		0-0-0		0-0-0		0-0-0											
RPI	S	Opponent		Score		RPI	S	Opponent		Score		RPI	S	Opponent		Score		RPI	S	Opponent		Score	
7	A	Oregon		1	3							70	N	San Jose St.		0	8	113	N	Southern Ill.		2	10
7	A	Oregon		0	8							70	N	San Jose St.		0	10	117	N	Kent St.		1	9
												77	A	Grand Canyon		0	2	119	N	DePaul		4	7
												80	N	Murray St.		1	5	125	N	East Carolina		4	18
												98	A	Weber St.		3	17	125	N	East Carolina		2	14
												98	A	Weber St.		0	13	127	A	UNLV		5	7
												98	A	Weber St.		1	6	127	A	UNLV		8	6
												100	N	Nevada		3	10	130	A	Pacific		0	6
																		130	A	Pacific		3	7
																		139	N	New Mexico St.		7	8
																		163	A	Mercer		1	5
																		175	N	Dayton		2	10
																		175	N	Dayton		1	9
																		199	N	Seton Hall		5	8
																		202	H	Northern Colo.		2	0
																		202	H	Northern Colo.		7	2
																		202	H	Northern Colo.		0	8
																		205	A	Idaho St.		10	2
																		205	A	Idaho St.		0	14
																		205	A	Idaho St.		4	12
																		229	H	Southern Utah		4	6
																		229	H	Southern Utah		10	1
																		229	H	Southern Utah		2	7
																		249	N	Rhode Island		4	3
LAST 10 GAMES																							
		98 A Weber St.		3	17			229 H Southern Utah		4	6			229 H Southern Utah		10	1						
		98 A Weber St.		1	6			7 A Oregon		1	3			249 N Rhode Island		4	3						
		98 A Weber St.		0	13			7 A Oregon		0	8												
		229 H Southern Utah		2	7			202 H Northern Colo.		0	8												
		229 H Southern Utah		10	1			202 H Northern Colo.		7	2												

L
a
f
a
y
e
t
t
e

Lafayette

Average RPI Win:	222	WON-LOST RECORD	WINNING PCT. RANK	LAST 10 GAMES	STRENGTH OF SCHEDULE	OPP. STRENGTH OF SCHEDULE	TEAM RPI	ADJ RPI	CONF. RPI	ADJ CONF. RPI		
DIV. I ONLY		9-26-0	.25714	269	5-5-0	208	219	253	.4093	248	26	26
DIV. I NON-CONF.		3-22-0	.12	278	0-2-0	165	217	269	.38926	263	26	26
<hr/>												
TOTALS	RPI 1-25	RPI 26-50		W-L RECORDS		RPI 51-100		RPI 101-150		RPI 150+		
9-26-0	0-1-0	0-3-0		OVERALL		0-1-0		1-9-0		8-12-0		
2-2-0	0-0-0	0-0-0		HOME		0-0-0		0-0-0		2-2-0		
4-11-0	0-0-0	0-2-0		AWAY		0-0-0		1-6-0		3-3-0		
3-13-0	0-1-0	0-1-0		NEUTRAL		0-1-0		0-3-0		3-7-0		
<hr/>												
3-22-0	0-1-0	0-3-0		NON-CONFERENCE		0-1-0		0-7-0		3-10-0		
0-1-0	0-0-0	0-0-0		HOME		0-0-0		0-0-0		0-1-0		
0-8-0	0-0-0	0-0-		AWAY		0-0-0		0-4-0		0-2-0		
3-13-0	0-1-0	0-1-0		NEUTRAL		0-1-0		0-3-0		3-7-0		
<hr/>												
6-4-0	0-0-0	0-0-0		CONFERENCE		0-0-0		1-2-0		5-2-0		
2-1-0	0-0-0	0-0-0		HOME		0-0-0		0-0-0		2-1-0		
4-3-0	0-0-0	0-0-0		AWAY		0-0-0		1-2-0		3-1-0		
0-0-0	0-0-0	0-0-0		NEUTRAL		0-0-0		0-0-0		0-0-0		
<hr/>												
RPI S	Opponent	Score		RPI S	Opponent	Score		RPI S	Opponent	Score		
18 N	BYU	0	16	35 A	Notre Dame	5	10	70 N	San Jose St.	4	9	
				42 N	Oregon St.	0	8					
				48 A	San Diego St.	2	5					

Non-Div. I Games:

Detroit Mercy

RPI	S	Opponent	Score	
268	N	Fort Wayne	5	10
273	N	Stony Brook	2	1
275	A	Green Bay	14	3

Detroit Mercy

D
e
t
r
o
i
t
M
e
r
c
y

D
e
t
r
o
i
t
M
e
r
c
y

Average RPI Win: 207		WON-LOST	WINNING	LAST 10	STRENGTH OF		OPP. STRENGTH	TEAM	ADJ	CONF.	ADJ CONF.
Average RPI Loss: 132		RECORD	PCT. RANK	GAMES	SCHEDULE		OF SCHEDULE	RPI	RPI	RPI	RPI
DIV. I ONLY		6-27-0	.18182 282	1-9-0	152		179	249	.40879 249	23	23
DIV. I NON-CONF.		3-16-0	.15789 271	1-1-0	157		156	255	.40578 257	23	23
TOTALS		RPI 1-25	RPI 26-50	W-L RECORDS	RPI 51-100		RPI 101-150	RPI 150+			
6-27-0	0-0-0		0-2-0	OVERALL	0-12-0		0-2-0	6-11-0			
3-5-0	0-0-0		0-0-0	HOME	0-0-0		0-2-0	3-3-0			
2-12-0	0-0-0		0-0-0	AWAY	0-7-0		0-0-0	2-5-0			
1-10-0	0-0-0		0-2-0	NEUTRAL	0-5-0		0-0-0	1-3-0			
3-16-0	0-0-0		0-2-0	NON-CONFERENCE	0-9-0		0-0-0	3-5-0			
0-0-0	0-0-0		0-0-0	HOME	0-0-0		0-0-0	0-0-0			
2-6-0	0-0-0		0-0-	AWAY	0-4-0		0-0-0	2-2-0			
1-10-0	0-0-0		0-2-0	NEUTRAL	0-5-0		0-0-0	1-3-0			
3-11-0	0-0-0		0-0-0	CONFERENCE	0-3-0		0-2-0	3-6-0			
3-5-0	0-0-0		0-0-0	HOME	0-0-0		0-2-0	3-3-0			
0-6-0	0-0-0		0-0-0	AWAY	0-3-0		0-0-0	0-3-0			
0-0-0	0-0-0		0-0-0	NEUTRAL	0-0-0		0-0-0	0-0-0			
RPI S	Opponent	Score	RPI S	Opponent	Score	RPI S	Opponent	Score	RPI S	Opponent	Score
30 N	Ole Miss	4 18	51 A	Fordham	0 11	140 H	Massachusetts	3 5			
30 N	Ole Miss	0 13	51 A	Fordham	0 14	140 H	Massachusetts	5 9			
			51 A	Fordham	0 9	172 A	Saint Joseph's	3 4			
			57 N	Saint Francis (PA)	1 13	172 A	Saint Joseph's	0 11			
			57 N	Saint Francis (PA)	5 6	172 A	Saint Joseph's	1 4			
			70 N	San Jose St.	3 4	191 A	UMass Lowell	5 10			
			77 A	Grand Canyon	5 7	191 A	UMass Lowell	6 5			
			78 A	Liberty	6 10	195 H	Saint Louis	8 3			
			78 A	Liberty	5 15	195 H	Saint Louis	10 2			
			97 A	Houston	0 12	195 H	Saint Louis	3 2			
			100 N	Nevada	0 9	222 H	George Mason	2 5			
			100 N	Nevada	3 9	222 H	George Mason	1 4			
						222 H	George Mason	1 6			
						225 A	Providence	2 5			
						225 A	Providence	6 2			
						242 N	Incarnate Word	7 5			
						242 N	Incarnate Word	2 3			
						246 N	Portland St.	3 4			
						278 N	N.C. Central	0 5			
			LAST 10 GAMES								
			222 H	George Mason	1 4	172 A	Saint Joseph's	0 11			
			222 H	George Mason	2 5	172 A	Saint Joseph's	3 4			
			222 H	George Mason	1 6	172 A	Saint Joseph's	1 4			
			140 H	Massachusetts	5 9	191 A	UMass Lowell	5 10			
			140 H	Massachusetts	3 5	191 A	UMass Lowell	6 5			

Non-Div. I Games:

Rhode Island

[illegible]

Non-Div. I Games:

South Dakota St.

RPI	S	Opponent	Score	
255	N	Central Conn. St.	8	5
256	N	Canisius	5	3
260	N	Niagara	1	2
268	H	Fort Wayne	8	12
268	H	Fort Wayne	3	1
268	H	Fort Wayne	12	7
269	N	Holy Cross	7	2
272	N	Alabama A&M	1	2
272	N	Alabama A&M	8	0
274	N	St. Bonaventure	10	0
274	N	St. Bonaventure	8	2
289	N	South Carolina St.	14	6

South Dakota St.

S
o
u
t
h
D
a
k
o
t
a
S
t
.

S
o
u
t
h
D
a
k
o
t
a
S
t
.

Average RPI Win: 261		WON-LOST	WINNING	LAST 10	STRENGTH OF		OPP. STRENGTH	TEAM	ADJ	CONF.	ADJ CONF.					
Average RPI Loss: 162		RECORD	PCT. RANK	GAMES	SCHEDULE		OF SCHEDULE	RPI	RPI	RPI	RPI					
DIV. I ONLY		12-27-0	.30769	251	3-7-0		225	266	256	.40864	251	32	32			
DIV. I NON-CONF.		6-21-0	.22222	260	1-3-0		163	212	248	.41777	248	32	32			
<hr/>																
TOTALS		RPI 1-25	RPI 26-50		W-L RECORDS		RPI 51-100		RPI 101-150		RPI 150+					
12-27-0		0-1-0	0-3-0		OVERALL		0-5-0		0-4-0		12-14-0					
8-9-0		0-0-0	0-0-0		HOME		0-1-0		0-3-0		8-5-0					
3-11-0		0-1-0	0-2-0		AWAY		0-3-0		0-0-0		3-5-0					
1-7-0		0-0-0	0-1-0		NEUTRAL		0-1-0		0-1-0		1-4-0					
6-21-0		0-1-0	0-3-0		NON-CONFERENCE		0-5-0		0-4-0		6-8-0					
3-5-0		0-0-0	0-0-0		HOME		0-1-0		0-3-0		3-1-0					
2-9-0		0-1-0	0-0-		AWAY		0-3-0		0-0-0		2-3-0					
1-7-0		0-0-0	0-1-0		NEUTRAL		0-1-0		0-1-0		1-4-0					
6-6-0		0-0-0	0-0-0		CONFERENCE		0-0-0		0-0-0		6-6-0					
5-4-0		0-0-0	0-0-0		HOME		0-0-0		0-0-0		5-4-0					
1-2-0		0-0-0	0-0-0		AWAY		0-0-0		0-0-0		1-2-0					
0-0-0		0-0-0	0-0-0		NEUTRAL		0-0-0		0-0-0		0-0-0					
RPI	S	Opponent	Score		RPI	S	Opponent	Score		RPI	S	Opponent	Score			
2	A	Auburn	0	14	34	A	Mississippi St.	0	10	69	A	South Ala.	0	8		
					50	A	Jacksonville St.	0	4	85	A	Belmont	4	5		
					50	N	Jacksonville St.	1	12	85	A	Belmont	0	2		
										85	N	Belmont	4	12		
										89	H	UT Martin	6	14		
												102	H	Southern Miss.	1	7
												111	N	Missouri St.	8	13
												149	H	Loyola Chicago	3	5
												149	H	Loyola Chicago	1	5
												184	N	Southeast Mo. St.	1	8
												185	A	Charleston So.	3	8
												189	A	Middle Tenn.	0	2
												189	A	Middle Tenn.	6	3
												193	N	Central Ark.	7	5
												198	N	Valparaiso	2	5
												210	H	Akron	3	11
												224	N	Houston Baptist	3	10
												224	N	Houston Baptist	3	8
												265	A	Tennessee St.	12	3
												265	A	Tennessee St.	3	5
												266	H	Alcorn	3	12
												266	H	Alcorn	0	9
												266	H	Alcorn	3	4
												268	H	Fort Wayne	10	4
												272	H	Alabama A&M	8	0
												272	H	Alabama A&M	11	14
												272	H	Alabama A&M	10	0
												276	H	Ark.-Pine Bluff	12	4
												276	H	Ark.-Pine Bluff	8	3
												276	H	Ark.-Pine Bluff	8	0
												281	H	N.C. A&T	4	3
												281	H	N.C. A&T	7	6
<hr/>																
LAST 10 GAMES																
					189	A	Middle Tenn.	6	3	185	A	Charleston So.	3	8		
					189	A	Middle Tenn.	0	2	272	H	Alabama A&M	8	0		
					266	H	Alcorn	3	12	272	H	Alabama A&M	11	14		
					266	H	Alcorn	0	9	272	H	Alabama A&M	10	0		
					266	H	Alcorn	3	4	50	A	Jacksonville St.	0	4		

Non-Div. I Games:

Alabama St.

RPI	S	Opponent	Score	
283	A	Texas Southern	0	8
283	A	Texas Southern	11	5
283	A	Texas Southern	2	5

Alabama St.

A
l
a
b
a
m
a
S
t
.

A
l
a
b
a
m
a
S
t
.

Average RPI Win:		208	WON-LOST RECORD		WINNING PCT. RANK		LAST 10 GAMES		STRENGTH OF SCHEDULE		OPP. STRENGTH OF SCHEDULE		TEAM RPI		ADJ RPI		CONF. RPI		ADJ CONF. RPI				
DIV. I ONLY			12-30-0		.28571	262		2-8-0		239		214		258		.40856	252		20		21		
DIV. I NON-CONF.			10-20-0		.33333	221		1-0-0		223		209		234		.43115	237		22		22		
TOTALS		RPI 1-25		RPI 26-50		W-L RECORDS		RPI 51-100		RPI 101-150		RPI 150+											
12-30-0		0-1-0		0-3-0		OVERALL		1-4-0		0-1-0		11-21-0											
4-11-0		0-0-0		0-0-0		HOME		1-0-0		0-0-0		3-11-0											
2-6-0		0-0-0		0-0-0		AWAY		0-1-0		0-0-0		2-5-0											
6-13-0		0-1-0		0-3-0		NEUTRAL		0-3-0		0-1-0		6-5-0											
10-20-0		0-1-0		0-3-0		NON-CONFERENCE		1-4-0		0-1-0		9-11-0											
3-6-0		0-0-0		0-0-0		HOME		1-0-0		0-0-0		2-6-0											
1-1-0		0-0-0		0-0-		AWAY		0-1-0		0-0-0		1-0-0											
6-13-0		0-1-0		0-3-0		NEUTRAL		0-3-0		0-1-0		6-5-0											
2-10-0		0-0-0		0-0-0		CONFERENCE		0-0-0		0-0-0		2-10-0											
1-5-0		0-0-0		0-0-0		HOME		0-0-0		0-0-0		1-5-0											
1-5-0		0-0-0		0-0-0		AWAY		0-0-0		0-0-0		1-5-0											
0-0-0		0-0-0		0-0-0		NEUTRAL		0-0-0		0-0-0		0-0-0											
RPI	S	Opponent		Score		RPI	S	Opponent		Score		RPI	S	Opponent		Score							
19	N	Illinois		12	13	33	N	North Carolina		0	8	63	N	Boston College		0	8	103	N	Charlotte		1	9
						35	N	Notre Dame		1	9	76	A	Col. of Charleston		2	5	158	H	Northwestern St.		5	3
						47	N	FIU		2	10	78	N	Liberty		1	5	160	N	LIU Brooklyn		6	4
												78	N	Liberty		2	11	161	H	Radford		10	3
												89	H	UT Martin		6	3	163	A	Mercer		2	9
																		163	A	Mercer		4	3
																		163	A	Mercer		1	7
																		174	H	UConn		1	5
																		190	H	Samford		0	5
																		190	H	Samford		3	4
																		190	H	Samford		6	11
																		191	N	UMass Lowell		1	2
																		192	H	Tennessee Tech		6	7
																		195	H	Saint Louis		2	5
																		203	A	ETSU		1	3
																		203	A	ETSU		5	10
																		203	A	ETSU		3	7
																		209	N	Monmouth		6	9
																		211	N	Northern Ky.		2	6
																		215	H	IUPUI		3	14
																		220	N	Fairfield		4	6
																		226	H	Western Mich.		2	4
																		227	N	Morgan St.		8	0
																		227	N	Morgan St.		1	5
																		233	N	Colgate		10	0
																		237	H	Western Caro.		7	4
																		237	H	Western Caro.		2	6
LAST 10 GAMES																							
						203	A	ETSU		5	10	237	H	Western Caro.		2	11	227	N	Morgan St.		8	0
						203	A	ETSU		1	3	190	H	Samford		6	11	227	N	Morgan St.		1	5
						203	A	ETSU		3	7	190	H	Samford		3	4	233	N	Colgate		10	0
						237	H	Western Caro.		7	4	190	H	Samford		0	5	237	H	Western Caro.		7	4
						237	H	Western Caro.		2	6	265	A	Tennessee St.		6	5	237	H	Western Caro.		2	6

Non-Div. I Games:

Chattanooga

Chattanooga

Y
a
l
e

Yale

RPI	S	Opponent	Score	
264	N	Mt. St. Mary's	2	3
267	A	Cornell	7	1
267	A	Cornell	5	4
284	A	Rider	1	0
284	A	Rider	1	3

Yale

Y
a
l
e

Y
a
l
e

Average RPI Win:		184	WON-LOST RECORD		WINNING PCT. RANK		LAST 10 GAMES		STRENGTH OF SCHEDULE		OPP. STRENGTH OF SCHEDULE		TEAM RPI		ADJ RPI		CONF. RPI		ADJ CONF. RPI	
DIV. I ONLY			6-28-0		.17647 284		1-9-0		161		183		259		.40674 254		22		22	
DIV. I NON-CONF.			5-20-0		.2 263		0-1-0		134		170		243		.42495 243		21		21	
TOTALS		RPI 1-25		RPI 26-50		W-L RECORDS		RPI 51-100		RPI 101-150		RPI 150+								
6-28-0		0-2-0		0-1-0		OVERALL		1-11-0		1-0-0		4-14-0								
1-9-0		0-0-0		0-0-0		HOME		0-4-0		0-0-0		1-5-0								
4-11-0		0-0-0		0-1-0		AWAY		1-6-0		1-0-0		2-4-0								
1-8-0		0-2-0		0-0-0		NEUTRAL		0-1-0		0-0-0		1-5-0								
5-20-0		0-2-0		0-1-0		NON-CONFERENCE		1-8-0		1-0-0		3-9-0								
1-6-0		0-0-0		0-0-0		HOME		0-4-0		0-0-0		1-2-0								
3-6-0		0-0-0		0-0-		AWAY		1-3-0		1-0-0		1-2-0								
1-8-0		0-2-0		0-0-0		NEUTRAL		0-1-0		0-0-0		1-5-0								
1-8-0		0-0-0		0-0-0		CONFERENCE		0-3-0		0-0-0		1-5-0								
0-3-0		0-0-0		0-0-0		HOME		0-0-0		0-0-0		0-3-0								
1-5-0		0-0-0		0-0-0		AWAY		0-3-0		0-0-0		1-2-0								
0-0-0		0-0-0		0-0-0		NEUTRAL		0-0-0		0-0-0		0-0-0								
RPI	S	Opponent		Score		RPI	S	Opponent		Score		RPI	S	Opponent		Score				
3	N	Arizona		0	8	46	A	Fresno St.		11	13	52	N	Louisville		2	13			
15	N	Utah		0	8							58	A	Cal Poly		0	3			
												58	A	Cal Poly		11	8			
												59	A	Long Beach St.		0	2			
												66	H	Cal St. Fullerton		2	7			
												66	H	Cal St. Fullerton		7	10			
												67	A	CSUN		3	10			
												67	H	CSUN		2	10			
												67	H	CSUN		2	9			
												77	A	Grand Canyon		4	5			
												77	A	Grand Canyon		0	11			
												77	A	Grand Canyon		3	7			
						LAST 10 GAMES														
						77	A	Grand Canyon		0	11	219	A	Utah Valley		2	6			
						77	A	Grand Canyon		3	7	234	H	UMKC		1	3			
						77	A	Grand Canyon		4	5	234	H	UMKC		6	10			
						219	A	Utah Valley		1	9	234	H	UMKC		3	5			
						219	A	Utah Valley		6	5	67	H	CSUN		2	9			

Non-Div. I Games:

CSU Bakersfield

Average RPI Win:	241	WON-LOST	WINNING	LAST 10	STRENGTH OF	OPP. STRENGTH	TEAM	ADJ	CONF.	ADJ CONF.	
Average RPI Loss:	191	RECORD	PCT. RANK	GAMES	SCHEDULE	OF SCHEDULE	RPI	RPI	RPI	RPI	
DIV. I ONLY	10-20-0	.33333	243	5-5-0	238	268	251	.40459	255	28	28
DIV. I NON-CONF.	6-14-0	.3	234	2-2-0	156	272	233	.42604	240	27	27
<hr/>											
TOTALS	RPI 1-25	RPI 26-50		W-L RECORDS		RPI 51-100		RPI 101-150		RPI 150+	
10-20-0	0-0-0	0-2-0		OVERALL		0-3-0		0-1-0		10-14-0	
3-3-0	0-0-0	0-0-0		HOME		0-0-0		0-0-0		3-3-0	
5-10-0	0-0-0	0-2-0		AWAY		0-1-0		0-0-0		5-7-0	
2-7-0	0-0-0	0-0-0		NEUTRAL		0-2-0		0-1-0		2-4-0	
<hr/>											
6-14-0	0-0-0	0-2-0		NON-CONFERENCE		0-3-0		0-1-0		6-8-0	
2-0-0	0-0-0	0-0-0		HOME		0-0-0		0-0-0		2-0-0	
2-7-0	0-0-0	0-0-		AWAY		0-1-0		0-0-0		2-4-0	
2-7-0	0-0-0	0-0-0		NEUTRAL		0-2-0		0-1-0		2-4-0	
<hr/>											
4-6-0	0-0-0	0-0-0		CONFERENCE		0-0-0		0-0-0		4-6-0	
1-3-0	0-0-0	0-0-0		HOME		0-0-0		0-0-0		1-3-0	
3-3-0	0-0-0	0-0-0		AWAY		0-0-0		0-0-0		3-3-0	
0-0-0	0-0-0	0-0-0		NEUTRAL		0-0-0		0-0-0		0-0-0	
<hr/>											
RPI	S	Opponent	Score	RPI	S	Opponent	Score	RPI	S	Opponent	Score
				26	A	Georgia	2 8				
				26	A	Georgia	2 5				
								55	A	South Fla.	2 9
								92	N	UNCW	0 10
								92	N	UNCW	0 8
										104	N Michigan St.
										183	N Butler
										207	N Penn
										223	A Manhattan
										223	A Manhattan
										226	N Western Mich.
										232	H Albany (NY)
										232	H Albany (NY)
										239	A Wagner
										239	A Wagner
										240	N La Salle
										245	A Sacred Heart
										245	A Sacred Heart
										250	N South Dakota St.
										253	A Yale
										253	A Yale
										256	N Canisius
										259	H Robert Morris
										259	H Robert Morris
										261	H Bryant
										261	H Bryant
										262	A Siena
										262	A Siena
										264	A Mt. St. Mary's
										264	A Mt. St. Mary's
LAST 10 GAMES											
				223	A	Manhattan	5 2	262	A	Siena	6 1
				223	A	Manhattan	1 8	245	A	Sacred Heart	3 2
				264	A	Mt. St. Mary's	11 1	245	A	Sacred Heart	0 2
				264	A	Mt. St. Mary's	0 1	261	H	Bryant	4 1
				262	A	Siena	1 2	261	H	Bryant	2 3

Non-Div. I Games:

Central Conn. St.

Average RPI Win: 247		WON-LOST RECORD		WINNING PCT. RANK		LAST 10 GAMES		STRENGTH OF SCHEDULE		OPP. STRENGTH OF SCHEDULE		TEAM RPI		ADJ RPI		CONF. RPI		ADJ CONF. RPI	
DIV. I ONLY		16-25-0		.39024 206		4-6-0		261		252		248		.40277 256		30		30	
DIV. I NON-CONF.		12-19-0		.3871 198		0-2-0		273		255		250		.40767 251		30		30	
TOTALS		RPI 1-25		RPI 26-50		W-L RECORDS		RPI 51-100		RPI 101-150		RPI 150+							
16-25-0		0-1-0		0-1-0		OVERALL		0-2-0		1-4-0		15-17-0							
3-5-0		0-0-0		0-0-0		HOME		0-2-0		0-0-0		3-3-0							
4-11-0		0-0-0		0-1-0		AWAY		0-0-0		1-4-0		3-6-0							
9-9-0		0-1-0		0-0-0		NEUTRAL		0-0-0		0-0-0		9-8-0							
12-19-0		0-1-0		0-1-0		NON-CONFERENCE		0-2-0		1-4-0		11-11-0							
1-3-0		0-0-0		0-0-0		HOME		0-2-0		0-0-0		1-1-0							
2-7-0		0-0-0		0-0-		AWAY		0-0-0		1-4-0		1-2-0							
9-9-0		0-1-0		0-0-0		NEUTRAL		0-0-0		0-0-0		9-8-0							
4-6-0		0-0-0		0-0-0		CONFERENCE		0-0-0		0-0-0		4-6-0							
2-2-0		0-0-0		0-0-0		HOME		0-0-0		0-0-0		2-2-0							
2-4-0		0-0-0		0-0-0		AWAY		0-0-0		0-0-0		2-4-0							
0-0-0		0-0-0		0-0-0		NEUTRAL		0-0-0		0-0-0		0-0-0							
RPI S	Opponent	Score		RPI S	Opponent	Score		RPI S	Opponent	Score		RPI S	Opponent	Score					
8 N	Florida St.	1	9	45 A	USC Upstate	0	4	64 H	Syracuse	0	9	103 A	Charlotte	8	9				
								64 H	Syracuse	2	8	103 A	Charlotte	3	4				
												118 A	FGCU	1	2				
												118 A	FGCU	0	8				
												131 A	Furman	3	0				
												162 N	Villanova	3	4				
												167 N	Iowa St.	3	4				
												173 A	Iona	2	4				
												173 A	Iona	4	5				
												175 N	Dayton	1	8				
												175 N	Dayton	12	4				
												182 N	Bowling Green	6	4				
												182 N	Bowling Green	0	8				
												220 A	Fairfield	0	4				
												220 A	Fairfield	5	4				
												223 H	Manhattan	1	3				
												223 H	Manhattan	2	4				
												227 N	Morgan St.	1	2				
												240 N	La Salle	5	4				
												250 N	South Dakota St.	3	5				
												255 N	Central Conn. St.	3	1				
												259 N	Robert Morris	5	2				
												262 A	Siena	0	6				
												262 A	Siena	4	3				
												263 N	Drexel	2	1				
												264 A	Mt. St. Mary's	5	6				
												267 N	Cornell	2	3				
				LAST 10 GAMES															
				262 A	Siena	4	3	292 H	Saint Peter's	6	0	262 A	Siena	0	6				
				262 A	Siena	0	6	223 H	Manhattan	2	4	262 A	Siena	4	3				
				64 H	Syracuse	0	9	223 H	Manhattan	1	3	263 N	Drexel	2	1				
				64 H	Syracuse	2	8	220 A	Fairfield	5	4	264 A	Mt. St. Mary's	5	6				
				292 H	Saint Peter's	5	0	220 A	Fairfield	0	4	267 N	Cornell	2	3				

Non-Div. I Games:

Canisius

RPI	S	Opponent	Score	
269	N	Holy Cross	13	3
274	N	St. Bonaventure	2	3
274	N	St. Bonaventure	3	1
277	H	Buffalo	6	7
277	H	Buffalo	4	3
280	A	Cleveland St.	4	5
280	A	Cleveland St.	7	1
280	N	Cleveland St.	3	0
292	H	Saint Peter's	5	0
292	H	Saint Peter's	6	0

Canisius

C
a
n
i
s
i
u
s

C
a
n
i
s
i
u
s

Average RPI Win: 189		WON-LOST	WINNING		LAST 10	STRENGTH OF		OPP. STRENGTH	TEAM	ADJ		CONF.	ADJ CONF.				
Average RPI Loss: 141		RECORD	PCT. RANK		GAMES	SCHEDULE		OF SCHEDULE	RPI	RPI		RPI	RPI				
DIV. I ONLY		7-28-0	.2	279	2-8-0	178		217	261	.40265	257	19	19				
DIV. I NON-CONF.		5-14-0	.26316	246	0-0-0	230		230	254	.40613	255	16	16				
TOTALS		RPI 1-25	RPI 26-50		W-L RECORDS		RPI 51-100		RPI 101-150		RPI 150+						
7-28-0		0-1-0	0-2-0		OVERALL		0-4-0		2-8-0		5-13-0						
1-7-0		0-0-0	0-0-0		HOME		0-3-0		0-0-0		1-4-0						
3-13-0		0-1-0	0-2-0		AWAY		0-1-0		1-6-0		2-3-0						
3-8-0		0-0-0	0-0-0		NEUTRAL		0-0-0		1-2-0		2-6-0						
5-14-0		0-1-0	0-2-0		NON-CONFERENCE		0-1-0		2-1-0		3-9-0						
0-2-0		0-0-0	0-0-0		HOME		0-0-0		0-0-0		0-2-0						
2-5-0		0-1-0	0-0-		AWAY		0-1-0		1-0-0		1-1-0						
3-7-0		0-0-0	0-0-0		NEUTRAL		0-0-0		1-1-0		2-6-0						
2-14-0		0-0-0	0-0-0		CONFERENCE		0-3-0		0-7-0		2-4-0						
1-5-0		0-0-0	0-0-0		HOME		0-3-0		0-0-0		1-2-0						
1-8-0		0-0-0	0-0-0		AWAY		0-0-0		0-6-0		1-2-0						
0-1-0		0-0-0	0-0-0		NEUTRAL		0-0-0		0-1-0		0-0-0						
RPI S	Opponent	Score		RPI S	Opponent	Score		RPI S	Opponent	Score		RPI S	Opponent	Score			
25 A	Texas St.	0	8	29 A	Louisiana	0	18	56 H	McNeese	0	4	115 N	Texas Tech	0	7		
				29 A	Louisiana	0	8	56 H	McNeese	1	9	115 N	Texas Tech	2	0		
								56 H	McNeese	1	7	121 A	Abilene Christian	2	7		
								69 A	South Ala.	0	7	121 A	Abilene Christian	0	11		
												121 A	Abilene Christian	0	6		
												121 N	Abilene Christian	0	10		
												145 A	Southeastern La.	1	2		
												145 A	Southeastern La.	1	5		
												145 A	Southeastern La.	3	4		
												146 A	UTSA	3	2		
												153 N	Iowa	0	8		
												157 N	North Dakota St.	4	2		
												157 N	North Dakota St.	0	4		
												158 H	Northwestern St.	2	3		
												158 H	Northwestern St.	5	4		
												158 H	Northwestern St.	1	12		
												189 N	Middle Tenn.	1	2		
												189 N	Middle Tenn.	0	4		
												192 N	Tennessee Tech	0	2		
												192 N	Tennessee Tech	3	4		
												196 A	Sam Houston St.	2	4		
												196 A	Sam Houston St.	1	0		
												196 A	Sam Houston St.	0	2		
												266 N	Alcorn	7	6		
												271 H	Prairie View	2	4		
												271 H	Prairie View	0	1		
												283 A	Texas Southern	1	0		
LAST 10 GAMES				56 H McNeese				0	4	196 A Sam Houston St.				0	2		
196 A Sam Houston St.				2	4	121 A Abilene Christian				0	6	266 N Alcorn				7	6
196 A Sam Houston St.				1	0	121 A Abilene Christian				2	7	271 H Prairie View				2	4
196 A Sam Houston St.				0	2	121 A Abilene Christian				0	11	271 H Prairie View				0	1
56 H McNeese				1	9	158 H Northwestern St.				5	4	283 A Texas Southern				1	0
56 H McNeese				1	7												

Non-Div. I Games:

A&M-Corpus Christi

A&M-Corpus Christi

U
M
B
C

UMBC

RPI	S	Opponent	Score	
284	H	Rider	15	0
287	H	UMES	5	0
287	H	UMES	0	3
287	H	UMES	1	0
287	H	UMES	5	0
293	A	Howard	11	3
293	N	Howard	12	6
294	H	Coppin St.	6	3
294	H	Coppin St.	10	4

UMBC

U
M
B
C

U
M
B
C

[illegible]

Non-Div. I Games:

Robert Morris

RPI	S	Opponent	Score	
262	N	Siena	2	3
262	N	Siena	8	0
262	N	Siena	8	9
274	A	St. Bonaventure	3	5
274	A	St. Bonaventure	5	3

Robert Morris

R
o
b
e
r
t
M
o
r
r
i
s

R
o
b
e
r
t
M
o
r
r
i
s

Average RPI Win:	257	WON-LOST RECORD	WINNING PCT. RANK	LAST 10 GAMES	STRENGTH OF SCHEDULE	OPP. STRENGTH OF SCHEDULE	TEAM RPI	ADJ RPI	CONF. RPI	ADJ CONF. RPI		
DIV. I ONLY		11-17-0	.39286	203	4-6-0	273	280	263	.39952	260	30	30
DIV. I NON-CONF.		8-12-0	.4	189	1-3-0	285	284	260	.39964	259	30	30
<hr/>												
TOTALS	RPI 1-25	RPI 26-50		W-L RECORDS		RPI 51-100		RPI 101-150		RPI 150+		
11-17-0	0-0-0	0-0-0		OVERALL		0-0-0		0-2-0		11-15-0		
3-3-0	0-0-0	0-0-0		HOME		0-0-0		0-0-0		3-3-0		
2-8-0	0-0-0	0-0-0		AWAY		0-0-0		0-0-0		2-8-0		
6-6-0	0-0-0	0-0-0		NEUTRAL		0-0-0		0-2-0		6-4-0		
8-12-0	0-0-0	0-0-0		NON-CONFERENCE		0-0-0		0-2-0		8-10-0		
0-2-0	0-0-0	0-0-0		HOME		0-0-0		0-0-0		0-2-0		
2-4-0	0-0-0	0-0-		AWAY		0-0-0		0-0-0		2-4-0		
6-6-0	0-0-0	0-0-0		NEUTRAL		0-0-0		0-2-0		6-4-0		
3-5-0	0-0-0	0-0-0		CONFERENCE		0-0-0		0-0-0		3-5-0		
3-1-0	0-0-0	0-0-0		HOME		0-0-0		0-0-0		3-1-0		
0-4-0	0-0-0	0-0-0		AWAY		0-0-0		0-0-0		0-4-0		
0-0-0	0-0-0	0-0-0		NEUTRAL		0-0-0		0-0-0		0-0-0		
RPI	S	Opponent	Score	RPI	S	Opponent	Score	RPI	S	Opponent	Score	
								138	N	Penn St.	1	7
								138	N	Penn St.	4	13
								155	N	Bucknell	5	2
								155	N	Bucknell	1	2
								173	A	Iona	4	5
								173	A	Iona	1	6
								182	N	Bowling Green	1	8
								201	A	George Washington	6	11
								201	A	George Washington	4	5
								201	A	George Washington	2	4
								204	H	Youngstown St.	1	4
								204	H	Youngstown St.	2	3
								220	A	Fairfield	0	2
								220	A	Fairfield	3	8
								223	H	Manhattan	1	2
								223	H	Manhattan	7	5
								225	N	Providence	1	5
								226	N	Western Mich.	1	4
								250	N	South Dakota St.	2	1
								259	N	Robert Morris	9	0
								259	N	Robert Morris	7	5
				LAST 10 GAMES				274	A	St. Bonaventure	8	12
				223	H	Manhattan	7 5	274	A	St. Bonaventure	5	2
				223	H	Manhattan	1 2	204	H	Youngstown St.	2	3
				274	A	St. Bonaventure	5 2	204	H	Youngstown St.	1	4
				274	A	St. Bonaventure	8 12	220	A	Fairfield	0	2
				292	H	Saint Peter's	6 1	220	A	Fairfield	3	8
								280	A	Cleveland St.	9	4
								292	H	Saint Peter's	4	2

Non-Div. I Games:

Niagara

RPI	S	Opponent	Score
292	H	Saint Peter's	6 1

Niagara

Average RPI Win:		241	WON-LOST RECORD		WINNING PCT. RANK		LAST 10 GAMES		STRENGTH OF SCHEDULE		OPP. STRENGTH OF SCHEDULE		TEAM RPI		ADJ RPI		CONF. RPI		ADJ CONF. RPI					
DIV. I ONLY			10-29-0		.25641		270		5-5-0		245		197		265		.39906		261		28		28	
DIV. I NON-CONF.			5-24-0		.17241		270		0-2-0		185		150		258		.40676		253		27		27	
TOTALS		RPI 1-25		RPI 26-50		W-L RECORDS		RPI 51-100		RPI 101-150		RPI 150+												
10-29-0		0-1-0		0-1-0		OVERALL		0-7-0		0-6-0		10-14-0												
3-7-0		0-0-0		0-0-0		HOME		0-1-0		0-0-0		3-6-0												
3-7-0		0-0-0		0-0-0		AWAY		0-0-0		0-5-0		3-2-0												
4-15-0		0-1-0		0-1-0		NEUTRAL		0-6-0		0-1-0		4-6-0												
5-24-0		0-1-0		0-1-0		NON-CONFERENCE		0-7-0		0-6-0		5-9-0												
0-4-0		0-0-0		0-0-0		HOME		0-1-0		0-0-0		0-3-0												
1-5-0		0-0-0		0-0-		AWAY		0-0-0		0-5-0		1-0-0												
4-15-0		0-1-0		0-1-0		NEUTRAL		0-6-0		0-1-0		4-6-0												
5-5-0		0-0-0		0-0-0		CONFERENCE		0-0-0		0-0-0		5-5-0												
3-3-0		0-0-0		0-0-0		HOME		0-0-0		0-0-0		3-3-0												
2-2-0		0-0-0		0-0-0		AWAY		0-0-0		0-0-0		2-2-0												
0-0-0		0-0-0		0-0-0		NEUTRAL		0-0-0		0-0-0		0-0-0												
RPI	S	Opponent		Score		RPI	S	Opponent		Score		RPI	S	Opponent		Score								
3	N	Arizona		0 5		47	N	FIU		0 4		51	N	Fordham		0 8								
												51	N	Fordham		0 16								
												63	H	Boston College		0 1								
												69	N	South Ala.		3 9								
												80	N	Murray St.		2 9								
												94	N	Boise St.		0 8								
												98	N	Weber St.		7 15								
												116	A	UC Riverside		4 5								
												125	A	East Carolina		2 4								
												125	A	East Carolina		5 9								
												133	A	Loyola Marymount		5 8								
												134	N	Purdue		0 6								
												144	A	UC Davis		0 15								
												163	N	Mercer		0 7								
												173	N	Iona		3 0								
												174	H	UConn		0 9								
												174	H	UConn		1 2								
												178	A	Boston U.		4 2								
												187	H	Harvard		5 6								
												188	N	North Dakota		2 9								
												202	N	Northern Colo.		0 6								
												202	N	Northern Colo.		1 4								
												214	N	Quinnipiac		4 1								
												214	N	Quinnipiac		3 11								
												239	A	Wagner		0 3								
												239	A	Wagner		4 1								
												245	H	Sacred Heart		1 2								
												245	H	Sacred Heart		2 0								
												252	N	Chattanooga		2 5								
												254	N	CSU Bakersfield		6 3								
												255	A	Central Conn. St.		3 2								
												255	A	Central Conn. St.		1 4								
												259	H	Robert Morris		2 5								
												259	H	Robert Morris		5 6								
LAST 10 GAMES																								
286 H Fairleigh Dickinson						7		0		239 A Wagner						4		1						
286 H Fairleigh Dickinson						7		0		239 A Wagner						0		3						
245 H Sacred Heart						1		2		255 A Central Conn. St.						1		4						
245 H Sacred Heart						2		0		255 A Central Conn. St.						3		2						
187 H Harvard						5		6		63 H Boston College						0		1						

Non-Div. I Games:

Bryant

RPI	S	Opponent	Score	
280	N	Cleveland St.	2	1
286	H	Fairleigh Dickinson	7	0
286	H	Fairleigh Dickinson	7	0

Bryant

B
r
y
a
n
t

B
r
y
a
n
t

Average RPI Win: 230		WON-LOST	WINNING	LAST 10	STRENGTH OF	OPP. STRENGTH	TEAM	ADJ	CONF.	ADJ CONF.					
Average RPI Loss: 187		RECORD	PCT. RANK	GAMES	SCHEDULE	OF SCHEDULE	RPI	RPI	RPI	RPI					
DIV. I ONLY		11-23-0	.32353	246	1-0-0	241	253	254	.39852	262	30	30			
DIV. I NON-CONF.		5-20-0	.2	263	0-0-0	251	254	271	.37	277	30	30			
<hr/>															
TOTALS		RPI 1-25		RPI 26-50		W-L RECORDS		RPI 51-100		RPI 101-150		RPI 150+			
11-23-0		0-0-0		0-1-0		OVERALL		1-2-0		0-5-0		10-15-0			
5-3-0		0-0-0		0-0-0		HOME		0-0-0		0-0-0		5-3-0			
4-10-0		0-0-0		0-1-0		AWAY		1-0-0		0-3-0		3-6-0			
2-10-0		0-0-0		0-0-0		NEUTRAL		0-2-0		0-2-0		2-6-0			
5-20-0		0-0-0		0-1-0		NON-CONFERENCE		1-2-0		0-5-0		4-12-0			
1-1-0		0-0-0		0-0-0		HOME		0-0-0		0-0-0		1-1-0			
2-9-0		0-0-0		0-0-		AWAY		1-0-0		0-3-0		1-5-0			
2-10-0		0-0-0		0-0-0		NEUTRAL		0-2-0		0-2-0		2-6-0			
6-3-0		0-0-0		0-0-0		CONFERENCE		0-0-0		0-0-0		6-3-0			
4-2-0		0-0-0		0-0-0		HOME		0-0-0		0-0-0		4-2-0			
2-1-0		0-0-0		0-0-0		AWAY		0-0-0		0-0-0		2-1-0			
0-0-0		0-0-0		0-0-0		NEUTRAL		0-0-0		0-0-0		0-0-0			
RPI	S	Opponent	Score	RPI	S	Opponent	Score	RPI	S	Opponent	Score				
				48	A	San Diego St.	4 10	62	N	Utah St.	1 5	116	A	UC Riverside	1 9
								73	N	Central Mich.	0 7	116	A	UC Riverside	4 12
								92	A	UNCW	4 1	116	A	UC Riverside	0 13
												140	N	Massachusetts	5 8
												143	N	UAB	5 6
												173	H	Iona	5 3
												173	H	Iona	0 8
												204	N	Youngstown St.	0 3
												204	N	Youngstown St.	0 5
												212	N	Eastern Mich.	9 10
												218	N	UTEP	2 10
												220	H	Fairfield	11 3
												220	H	Fairfield	10 2
												228	N	Hampton	5 7
												232	A	Albany (NY)	2 7
												232	A	Albany (NY)	3 11
												235	A	Marist	0 10
												235	A	Marist	3 1
												255	H	Central Conn. St.	2 1
												255	H	Central Conn. St.	1 6
												256	H	Canisius	6 0
												256	H	Canisius	3 4
												257	A	UMBC	2 6
												257	A	UMBC	3 4
												259	N	Robert Morris	9 8
												259	N	Robert Morris	3 2
												259	N	Robert Morris	0 8
LAST 10 GAMES															
				220	H	Fairfield	10 2	255	H	Central Conn. St.	2 1	257	A	UMBC	2 6
				256	H	Canisius	6 0	255	H	Central Conn. St.	1 6	257	A	UMBC	3 4
				256	H	Canisius	3 4	220	H	Fairfield	11 3	259	N	Robert Morris	9 8
				267	A	Cornell	6 4	173	H	Iona	0 8	259	N	Robert Morris	3 2
				267	A	Cornell	3 12	173	H	Iona	5 3	259	N	Robert Morris	0 8

Non-Div. I Games:

Siena

RPI	S	Opponent	Score	
267	A	Cornell	3	12
267	A	Cornell	6	4
292	A	Saint Peter's	6	3

Siena

S
i
e
n
a

S
i
e
n
a

Average RPI Win: 264		WON-LOST RECORD	WINNING PCT. RANK	LAST 10 GAMES	STRENGTH OF SCHEDULE	OPP. STRENGTH OF SCHEDULE	TEAM RPI	ADJ RPI		CONF. RPI	ADJ CONF. RPI						
Average RPI Loss: 134																	
DIV. I ONLY		11-21-0	.34375 239	2-8-0	271	230	264	.39737	263	12	12						
DIV. I NON-CONF.		10-10-0	.5 130	2-2-0	295	274	272	.37846	271	13	13						
<hr/>																	
TOTALS		RPI 1-25		RPI 26-50		W-L RECORDS		RPI 51-100		RPI 101-150		RPI 150+					
11-21-0		0-1-0		0-0-0		OVERALL		0-6-0		1-8-0		10-6-0					
3-9-0		0-0-0		0-0-0		HOME		0-3-0		1-5-0		2-1-0					
7-7-0		0-1-0		0-0-0		AWAY		0-3-0		0-1-0		7-2-0					
1-5-0		0-0-0		0-0-0		NEUTRAL		0-0-0		0-2-0		1-3-0					
<hr/>																	
10-10-0		0-1-0		0-0-0		NON-CONFERENCE		0-0-0		0-3-0		10-6-0					
2-1-0		0-0-0		0-0-0		HOME		0-0-0		0-0-0		2-1-0					
7-4-0		0-1-0		0-0-		AWAY		0-0-0		0-1-0		7-2-0					
1-5-0		0-0-0		0-0-0		NEUTRAL		0-0-0		0-2-0		1-3-0					
<hr/>																	
1-11-0		0-0-0		0-0-0		CONFERENCE		0-6-0		1-5-0		0-0-0					
1-8-0		0-0-0		0-0-0		HOME		0-3-0		1-5-0		0-0-0					
0-3-0		0-0-0		0-0-0		AWAY		0-3-0		0-0-0		0-0-0					
0-0-0		0-0-0		0-0-0		NEUTRAL		0-0-0		0-0-0		0-0-0					
<hr/>																	
RPI	S	Opponent		Score		RPI	S	Opponent		Score		RPI	S	Opponent		Score	
16	A	Kentucky		1	9												
						76	H	Col. of Charleston		5	7	106	H	Elon		5	13
						76	H	Col. of Charleston		5	11	106	H	Elon		0	3
						76	H	Col. of Charleston		4	7	106	H	Elon		1	13
						92	A	UNCW		0	3	117	N	Kent St.		2	5
						92	A	UNCW		1	6	118	A	FGCU		3	4
						92	A	UNCW		1	4	126	N	Evansville		1	5
												136	H	Delaware		0	8
												136	H	Delaware		3	11
												136	H	Delaware		9	7
												167	N	Iowa St.		1	9
												175	A	Dayton		6	3
												207	H	Penn		3	10
												215	N	IUPUI		1	2
												244	A	Delaware St.		2	4
												244	A	Delaware St.		0	1
												256	N	Canisius		1	2
												278	A	N.C. Central		5	2
												278	A	N.C. Central		9	0
												280	N	Cleveland St.		3	2
												292	H	Saint Peter's		9	0
												292	H	Saint Peter's		11	6
												293	A	Howard		16	8
												293	A	Howard		10	3
												294	A	Coppin St.		3	0
												294	A	Coppin St.		13	0
<hr/>																	
LAST 10 GAMES																	
						76	H	Col. of Charleston		4	7	207	H	Penn		3	10
						76	H	Col. of Charleston		5	7	106	H	Elon		5	13
						76	H	Col. of Charleston		5	11	106	H	Elon		0	3
						294	A	Coppin St.		13	0	106	H	Elon		1	13
						294	A	Coppin St.		3	0	244	A	Delaware St.		2	4

Non-Div. I Games:

Drexel

Average RPI Win:	251	WON-LOST RECORD	WINNING PCT. RANK	LAST 10 GAMES	STRENGTH OF SCHEDULE	OPP. STRENGTH OF SCHEDULE	TEAM RPI	ADJ RPI	CONF. RPI	ADJ CONF. RPI	
Average RPI Loss:	192										
DIV. I ONLY	14-23-0	.37838	214	5-5-0	257	279	260	.39716	264	28	28
DIV. I NON-CONF.	10-19-0	.34483	218	2-1-0	271	291	261	.38924	264	27	27
<hr/>											
TOTALS	RPI 1-25	RPI 26-50		W-L RECORDS		RPI 51-100		RPI 101-150		RPI 150+	
14-23-0	0-0-0	0-0-0		OVERALL		0-4-0		0-1-0		14-18-0	
8-8-0	0-0-0	0-0-0		HOME		0-2-0		0-0-0		8-6-0	
2-6-0	0-0-0	0-0-0		AWAY		0-2-0		0-0-0		2-4-0	
4-9-0	0-0-0	0-0-0		NEUTRAL		0-0-0		0-1-0		4-8-0	
10-19-0	0-0-0	0-0-0		NON-CONFERENCE		0-2-0		0-1-0		10-16-0	
5-5-0	0-0-0	0-0-0		HOME		0-0-0		0-0-0		5-5-0	
1-5-0	0-0-0	0-0-		AWAY		0-2-0		0-0-0		1-3-0	
4-9-0	0-0-0	0-0-0		NEUTRAL		0-0-0		0-1-0		4-8-0	
4-4-0	0-0-0	0-0-0		CONFERENCE		0-2-0		0-0-0		4-2-0	
3-3-0	0-0-0	0-0-0		HOME		0-2-0		0-0-0		3-1-0	
1-1-0	0-0-0	0-0-0		AWAY		0-0-0		0-0-0		1-1-0	
0-0-0	0-0-0	0-0-0		NEUTRAL		0-0-0		0-0-0		0-0-0	
RPI	S	Opponent	Score	RPI	S	Opponent	Score	RPI	S	Opponent	Score
						57 H Saint Francis (PA)	0 3	134 N Purdue		2 10	
						57 H Saint Francis (PA)	1 6	151 N Eastern Ky.		3 6	
						83 A North Florida	1 9	155 N Bucknell		0 4	
						91 A Stetson	4 5	160 A LIU Brooklyn		2 3	
								160 A LIU Brooklyn		9 4	
								180 N Indiana St.		4 5	
								204 N Youngstown St.		8 1	
								217 H Georgetown		6 2	
								223 H Manhattan		9 10	
								223 H Manhattan		4 9	
								226 N Western Mich.		0 3	
								227 A Morgan St.		6 11	
								227 A Morgan St.		4 3	
								227 H Morgan St.		6 7	
								232 N Albany (NY)		2 15	
								232 N Albany (NY)		14 6	
								236 A Bethune-Cookman		3 11	
								236 A Bethune-Cookman		2 4	
								237 N Western Caro.		3 8	
								240 N La Salle		0 3	
								240 N La Salle		4 5	
								253 N Yale		3 2	
								255 H Central Conn. St.		1 0	
								255 H Central Conn. St.		1 11	
								256 H Canisius		6 5	
								267 H Cornell		7 8	
								277 H Buffalo		0 13	
				LAST 10 GAMES							
						57 H Saint Francis (PA)	0 3	286 H Fairleigh Dickinson		7 0	
						57 H Saint Francis (PA)	1 6	286 H Fairleigh Dickinson		12 7	
						255 H Central Conn. St.	1 11	227 A Morgan St.		4 3	
						255 H Central Conn. St.	1 0	227 A Morgan St.		6 11	
						217 H Georgetown	6 2	160 A LIU Brooklyn		2 3	

Non-Div. I Games:

Mt. St. Mary's

RPI	S	Opponent	Score	
277	H	Buffalo	5	3
278	N	N.C. Central	14	1
286	H	Fairleigh Dickinson	7	0
286	H	Fairleigh Dickinson	12	7
294	H	Coppin St.	8	7
294	H	Coppin St.	4	1

Mt. St. Mary's

M
t
.
S
t
.
M
a
r
y
'
s

M
t
.
S
t
.
M
a
r
y
'
s

Average RPI Win: 219		WON-LOST	WINNING	LAST 10	STRENGTH OF		OPP. STRENGTH	TEAM	ADJ	CONF.	ADJ CONF.
Average RPI Loss: 144		RECORD	PCT. RANK	GAMES	SCHEDULE		OF SCHEDULE	RPI	RPI	RPI	RPI
DIV. I ONLY		8-29-0	.21622	277	1-9-0		201	212	262	.39612	265
DIV. I NON-CONF.		7-17-0	.29167	237	0-2-0		274	242	264	.3875	266
TOTALS		RPI 1-25	RPI 26-50		W-L RECORDS		RPI 51-100		RPI 101-150		RPI 150+
8-29-0		0-2-0	0-4-0		OVERALL		0-2-0		2-6-0		6-15-0
3-16-0		0-0-0	0-2-0		HOME		0-0-0		1-3-0		2-11-0
2-7-0		0-2-0	0-2-0		AWAY		0-1-0		0-2-0		2-0-0
3-6-0		0-0-0	0-0-0		NEUTRAL		0-1-0		1-1-0		2-4-0
7-17-0		0-2-0	0-0-0		NON-CONFERENCE		0-2-0		1-3-0		6-10-0
2-9-0		0-0-0	0-0-0		HOME		0-0-0		0-2-0		2-7-0
2-3-0		0-2-0	0-0-		AWAY		0-1-0		0-0-0		2-0-0
3-5-0		0-0-0	0-0-0		NEUTRAL		0-1-0		1-1-0		2-3-0
1-12-0		0-0-0	0-4-0		CONFERENCE		0-0-0		1-3-0		0-5-0
1-7-0		0-0-0	0-2-0		HOME		0-0-0		1-1-0		0-4-0
0-4-0		0-0-0	0-2-0		AWAY		0-0-0		0-2-0		0-0-0
0-1-0		0-0-0	0-0-0		NEUTRAL		0-0-0		0-0-0		0-1-0
RPI S	Opponent	Score	RPI S	Opponent	Score	RPI S	Opponent	Score	RPI S	Opponent	Score
9 A	Tennessee	1 11	40 A	SIUE	0 2	72 A	Memphis	3 6	111 N	Missouri St.	0 7
9 A	Tennessee	0 8	40 A	SIUE	0 1	93 N	Louisiana Tech	0 10	120 A	Eastern Ill.	1 9
			50 H	Jacksonville St.	0 7				120 A	Eastern Ill.	3 5
			50 H	Jacksonville St.	0 8				123 H	Morehead St.	10 2
									123 H	Morehead St.	0 4
									126 H	Evansville	4 9
									126 H	Evansville	1 8
									149 N	Loyola Chicago	3 1
									151 H	Eastern Ky.	2 12
									151 H	Eastern Ky.	1 12
									167 H	Iowa St.	0 2
									167 H	Iowa St.	0 9
									167 H	Iowa St.	3 11
									184 N	Southeast Mo. St.	1 9
									189 H	Middle Tenn.	7 4
									190 N	Samford	10 9
									192 H	Tennessee Tech	0 9
									192 H	Tennessee Tech	4 7
									198 N	Valparaiso	2 4
									208 N	Wright St.	1 9
									251 H	Alabama St.	5 3
									251 H	Alabama St.	3 12
									252 H	Chattanooga	5 6
									272 H	Alabama A&M	2 4
									272 H	Alabama A&M	6 8
									272 N	Alabama A&M	11 1
									276 N	Ark.-Pine Bluff	2 10
LAST 10 GAMES			151 H	Eastern Ky.	1 12	50 H	Jacksonville St.	0 7			
			151 H	Eastern Ky.	2 12	192 H	Tennessee Tech	4 7			
			9 A	Tennessee	1 11	192 H	Tennessee Tech	0 9			
			9 A	Tennessee	0 8	123 H	Morehead St.	10 2			
			50 H	Jacksonville St.	0 8	123 H	Morehead St.	0 4			

Non-Div. I Games: Jarvis Christian 9 0

Tennessee St.

RPI	S	Opponent	Score	
288	A	Jackson St.	8	5
288	A	Jackson St.	17	11

Tennessee St.

T
e
n
n
e
s
s
e
e
s
t
.

T
e
n
n
e
s
s
e
e
s
t
.

Average RPI Win: 277		WON-LOST	WINNING	LAST 10	STRENGTH OF	OPP. STRENGTH	TEAM	ADJ	CONF.	ADJ CONF.		
Average RPI Loss: 156		RECORD	PCT. RANK	GAMES	SCHEDULE	OF SCHEDULE	RPI	RPI	RPI	RPI		
DIV. I ONLY		13-22-0	.37143	219	8-2-0	281	254	268	.38802	266	32	32
DIV. I NON-CONF.		1-19-0	.05	290	0-1-0	200	167	284	.36526	281	32	32
<hr/>												
TOTALS		RPI 1-25		RPI 26-50		W-L RECORDS		RPI 51-100		RPI 101-150		RPI 150+
13-22-0		0-0-0		0-2-0		OVERALL		0-0-0		0-9-0		13-11-0
6-6-0		0-0-0		0-0-0		HOME		0-0-0		0-2-0		6-4-0
6-11-0		0-0-0		0-2-0		AWAY		0-0-0		0-6-0		6-3-0
1-5-0		0-0-0		0-0-0		NEUTRAL		0-0-0		0-1-0		1-4-0
1-19-0		0-0-0		0-2-0		NON-CONFERENCE		0-0-0		0-9-0		1-8-0
0-6-0		0-0-0		0-0-0		HOME		0-0-0		0-2-0		0-4-0
0-8-0		0-0-0		0-0-		AWAY		0-0-0		0-6-0		0-0-0
1-5-0		0-0-0		0-0-0		NEUTRAL		0-0-0		0-1-0		1-4-0
12-3-0		0-0-0		0-0-0		CONFERENCE		0-0-0		0-0-0		12-3-0
6-0-0		0-0-0		0-0-0		HOME		0-0-0		0-0-0		6-0-0
6-3-0		0-0-0		0-0-0		AWAY		0-0-0		0-0-0		6-3-0
0-0-0		0-0-0		0-0-0		NEUTRAL		0-0-0		0-0-0		0-0-0
RPI	S	Opponent	Score	RPI	S	Opponent	Score	RPI	S	Opponent	Score	
29	A	Louisiana	4 14	29	A	Louisiana	0 8	102	A	Southern Miss.	8 10	
								102	A	Southern Miss.	6 7	
								107	A	Nicholls St.	1 4	
								107	A	Nicholls St.	3 4	
								123	N	Morehead St.	10 17	
								128	A	Lamar University	1 9	
								128	A	Lamar University	7 8	
								145	H	Southeastern La.	1 6	
								145	H	Southeastern La.	0 2	
								151	H	Eastern Ky.	0 8	
								151	H	Eastern Ky.	4 12	
								157	N	North Dakota St.	0 7	
								184	H	Southeast Mo. St.	0 8	
								184	H	Southeast Mo. St.	5 7	
								184	N	Southeast Mo. St.	2 3	
								189	N	Middle Tenn.	2 10	
								251	A	Alabama St.	12 3	
								251	A	Alabama St.	9 0	
								251	A	Alabama St.	4 3	
								257	N	A&M-Corpus Christi	6 7	
								272	A	Alabama A&M	3 6	
LAST 10 GAMES								272	A	Alabama A&M	3 2	
272	A	Alabama A&M	3 2	251	A	Alabama St.	4 3	272	A	Alabama A&M	10 4	
272	A	Alabama A&M	3 6	288	H	Jackson St.	6 3	276	A	Ark.-Pine Bluff	8 9	
272	A	Alabama A&M	10 4	288	H	Jackson St.	9 1	276	A	Ark.-Pine Bluff	6 4	
251	A	Alabama St.	12 3	288	H	Jackson St.	5 0	276	A	Ark.-Pine Bluff	4 6	
251	A	Alabama St.	9 0	128	A	Lamar University	1 9	277	N	Buffalo	12 3	
<hr/>												
Non-Div. I Games:		Kentucky St.	10 2	Kentucky St.	13 0	Mississippi Col.	1 6	Mississippi Col.	2 8			
Alcorn												

RPI	S	Opponent	Score	
288	H	Jackson St.	9	1
288	H	Jackson St.	6	3
288	H	Jackson St.	5	0
295	H	Grambling	9	1
295	H	Grambling	4	0
295	H	Grambling	6	3

Alcorn

A
l
c
o
r
n

A
l
c
o
r
n

Average RPI Win: 246		WON-LOST	WINNING	LAST 10	STRENGTH OF		OPP. STRENGTH	TEAM	ADJ		CONF.	ADJ CONF.						
Average RPI Loss: 218		RECORD	PCT. RANK	GAMES	SCHEDULE		OF SCHEDULE	RPI	RPI		RPI	RPI						
DIV. I ONLY		9-20-0	.31034	250	3-7-0		250	289	267	.38714	267	27						
DIV. I NON-CONF.		6-11-0	.35294	213	1-1-0		217	292	245	.41775	249	28						
TOTALS		RPI 1-25	RPI 26-50		W-L RECORDS		RPI 51-100		RPI 101-150		RPI 150+							
9-20-0		0-0-0	0-0-0		OVERALL		0-1-0		0-0-0		9-19-0							
2-4-0		0-0-0	0-0-0		HOME		0-0-0		0-0-0		2-4-0							
3-12-0		0-0-0	0-0-0		AWAY		0-1-0		0-0-0		3-8-0							
4-4-0		0-0-0	0-0-0		NEUTRAL		0-0-0		0-0-0		4-4-0							
6-11-0		0-0-0	0-0-0		NON-CONFERENCE		0-1-0		0-0-0		6-10-0							
1-1-0		0-0-0	0-0-0		HOME		0-0-0		0-0-0		1-1-0							
1-6-0		0-0-0	0-0-		AWAY		0-1-0		0-0-0		1-5-0							
4-4-0		0-0-0	0-0-0		NEUTRAL		0-0-0		0-0-0		4-4-0							
3-9-0		0-0-0	0-0-0		CONFERENCE		0-0-0		0-0-0		3-9-0							
1-3-0		0-0-0	0-0-0		HOME		0-0-0		0-0-0		1-3-0							
2-6-0		0-0-0	0-0-0		AWAY		0-0-0		0-0-0		2-6-0							
0-0-0		0-0-0	0-0-0		NEUTRAL		0-0-0		0-0-0		0-0-0							
RPI	S	Opponent	Score	RPI	S	Opponent	Score	RPI	S	Opponent	Score	RPI	S	Opponent	Score			
								91	A	Stetson	4	16		160	N	LIU Brooklyn	6	17
														179	N	South Dakota	2	14
														187	A	Harvard	5	9
														187	A	Harvard	3	8
														210	N	Akron	8	7
														213	A	Dartmouth	1	3
														213	A	Dartmouth	8	9
														222	A	George Mason	3	5
														223	N	Manhattan	3	7
														227	N	Morgan St.	3	2
														232	A	Albany (NY)	1	5
														232	A	Albany (NY)	0	9
														235	A	Marist	2	4
														235	A	Marist	1	3
														236	N	Bethune-Cookman	5	13
														236	N	Bethune-Cookman	9	2
														238	A	Columbia	3	4
														238	A	Columbia	6	11
														238	A	Columbia	5	3
														238	A	Columbia	7	3
														253	H	Yale	4	5
														253	H	Yale	1	7
														256	N	Canisius	3	2
														262	H	Siena	12	3
														262	H	Siena	4	6
														264	A	Mt. St. Mary's	8	7
														279	H	Brown	4	5
				LAST 10 GAMES														
				238	A	Columbia	6	11	262	H	Siena	12	3					
				238	A	Columbia	3	4	213	A	Dartmouth	1	3					
				238	A	Columbia	5	3	187	A	Harvard	5	9					
				238	A	Columbia	7	3	187	A	Harvard	3	8					
				262	H	Siena	4	6	213	A	Dartmouth	8	9					

Non-Div. I Games:

Cornell

Cornell

Average RPI Win: 217		WON-LOST	WINNING	LAST 10	STRENGTH OF		OPP. STRENGTH	TEAM	ADJ	CONF.	ADJ CONF.
Average RPI Loss: 176		RECORD	PCT. RANK	GAMES	SCHEDULE		OF SCHEDULE	RPI	RPI	RPI	RPI
DIV. I ONLY		9-31-0	.225	276	227		240	269	.38514	268	25
DIV. I NON-CONF.		7-24-0	.22581	258	214		262	259	.39572	260	24
TOTALS		RPI 1-25	RPI 26-50		W-L RECORDS		RPI 51-100		RPI 101-150		RPI 150+
9-31-0	0-0-0	0-1-0		OVERALL		0-2-0		0-6-0		9-22-0	
2-6-0	0-0-0	0-0-0		HOME		0-0-0		0-0-0		2-6-0	
2-6-0	0-0-0	0-0-0		AWAY		0-0-0		0-2-0		2-4-0	
5-19-0	0-0-0	0-1-0		NEUTRAL		0-2-0		0-4-0		5-12-0	
7-24-0	0-0-0	0-1-0		NON-CONFERENCE		0-2-0		0-6-0		7-15-0	
1-1-0	0-0-0	0-0-0		HOME		0-0-0		0-0-0		1-1-0	
1-4-0	0-0-0	0-0-		AWAY		0-0-0		0-2-0		1-2-0	
5-19-0	0-0-0	0-1-0		NEUTRAL		0-2-0		0-4-0		5-12-0	
2-7-0	0-0-0	0-0-0		CONFERENCE		0-0-0		0-0-0		2-7-0	
1-5-0	0-0-0	0-0-0		HOME		0-0-0		0-0-0		1-5-0	
1-2-0	0-0-0	0-0-0		AWAY		0-0-0		0-0-0		1-2-0	
0-0-0	0-0-0	0-0-0		NEUTRAL		0-0-0		0-0-0		0-0-0	
RPI S	Opponent	Score		RPI S	Opponent	Score		RPI S	Opponent	Score	
40 N	SIUE	0 8		73 N	Central Mich.	1 2		120 N	Eastern Ill.	0 10	
				89 N	UT Martin	4 13		129 A	Miami (OH)	2 11	
								134 A	Purdue	0 10	
								142 N	Ill.-Chicago	2 9	
								147 N	Towson	1 9	
								149 N	Loyola Chicago	0 6	
								157 H	North Dakota St.	2 7	
								157 H	North Dakota St.	1 4	
								157 H	North Dakota St.	1 8	
								162 N	Villanova	8 10	
								163 A	Mercer	4 3	
								163 A	Mercer	1 9	
								164 N	Army West Point	8 13	
								169 H	Toledo	9 7	
								172 N	Saint Joseph's	3 1	
								175 N	Dayton	2 3	
								175 N	Dayton	6 14	
								180 H	Indiana St.	2 8	
								183 N	Butler	1 5	
								200 H	Western Ill.	0 6	
								200 H	Western Ill.	4 3	
								200 H	Western Ill.	1 6	
								207 N	Penn	0 5	
								210 N	Akron	3 5	
								210 N	Akron	0 1	
								225 N	Providence	7 6	
								226 N	Western Mich.	3 10	

Non-Div. I Games:

Fort Wayne

Fort Wayne

RPI	S	Opponent	Score	
235	N	Marist	1	7
235	N	Marist	1	0
248	N	Detroit Mercy	10	5
248	N	Detroit Mercy	1	9
250	A	South Dakota St.	7	12
250	A	South Dakota St.	1	3
250	A	South Dakota St.	12	8
251	A	Alabama St.	4	10
274	N	St. Bonaventure	0	1
291	N	Hartford	12	3

F
o
r
t
W
a
y
n
e

Fort Wayne

Average RPI Win: 227		WON-LOST	WINNING	LAST 10	STRENGTH OF		OPP. STRENGTH	TEAM	ADJ	CONF.	ADJ CONF.
Average RPI Loss: 178		RECORD	PCT. RANK	GAMES	SCHEDULE		OF SCHEDULE	RPI	RPI	RPI	RPI
DIV. I ONLY		7-23-0	.23333	275	3-7-0		211	269	266	.38315	269
DIV. I NON-CONF.		5-16-0	.2381	254	2-1-0		257	288	274	.36947	278
TOTALS		RPI 1-25	RPI 26-50		W-L RECORDS		RPI 51-100		RPI 101-150		RPI 150+
7-23-0	0-0-0	0-2-0		OVERALL		0-0-0		0-6-0		7-15-0	
1-4-0	0-0-0	0-0-0		HOME		0-0-0		0-3-0		1-1-0	
4-9-0	0-0-0	0-0-0		AWAY		0-0-0		0-2-0		4-7-0	
2-10-0	0-0-0	0-2-0		NEUTRAL		0-0-0		0-1-0		2-7-0	
5-16-0	0-0-0	0-2-0		NON-CONFERENCE		0-0-0		0-3-0		5-11-0	
1-1-0	0-0-0	0-0-0		HOME		0-0-0		0-0-0		1-1-0	
2-5-0	0-0-0	0-0-		AWAY		0-0-0		0-2-0		2-3-0	
2-10-0	0-0-0	0-2-0		NEUTRAL		0-0-0		0-1-0		2-7-0	
2-7-0	0-0-0	0-0-0		CONFERENCE		0-0-0		0-3-0		2-4-0	
0-3-0	0-0-0	0-0-0		HOME		0-0-0		0-3-0		0-0-0	
2-4-0	0-0-0	0-0-0		AWAY		0-0-0		0-0-0		2-4-0	
0-0-0	0-0-0	0-0-0		NEUTRAL		0-0-0		0-0-0		0-0-0	
RPI S	Opponent	Score	RPI S	Opponent	Score	RPI S	Opponent	Score	RPI S	Opponent	Score
			40 N	SIUE	2 4				109 H	Lehigh	0 8
			47 N	FIU	0 14				109 H	Lehigh	1 10
									109 H	Lehigh	2 4
									110 N	Ball St.	3 5
									118 A	FGCU	0 3
									118 A	FGCU	9 12
									164 A	Army West Point	6 7
									164 A	Army West Point	4 2
									164 A	Army West Point	5 2
									178 A	Boston U.	0 8
									178 A	Boston U.	3 9
									178 A	Boston U.	1 4
									180 N	Indiana St.	3 5
									199 N	Seton Hall	4 13
									226 N	Western Mich.	0 15
									228 N	Hampton	2 3
									228 N	Hampton	7 4
									235 H	Marist	9 3
									235 H	Marist	2 7
									243 A	Gardner-Webb	4 2
									243 A	Gardner-Webb	2 3
									250 N	South Dakota St.	2 7
									256 N	Canisius	3 13
									273 A	Stony Brook	2 11
									273 A	Stony Brook	0 9
									279 A	Brown	4 3
									279 N	Brown	5 7
LAST 10 GAMES			109 H	Lehigh	0 8	235 H	Marist	9 3	256 N	Canisius	3 13
			109 H	Lehigh	1 10	178 A	Boston U.	0 8	273 A	Stony Brook	2 11
			109 H	Lehigh	2 4	178 A	Boston U.	3 9	273 A	Stony Brook	0 9
			279 A	Brown	4 3	178 A	Boston U.	1 4	279 A	Brown	4 3
			235 H	Marist	2 7	164 A	Army West Point	5 2	279 N	Brown	5 7

Non-Div. I Games:

Holy Cross

RPI	S	Opponent	Score	
279	N	Brown	7	2

Holy Cross

H
o
l
y
c
r
o
s
s

H
o
l
y
c
r
o
s
s

Average RPI Win: 277		WON-LOST	WINNING	LAST 10	STRENGTH OF		OPP. STRENGTH	TEAM	ADJ	CONF.	ADJ CONF.
Average RPI Loss: 149		RECORD	PCT. RANK	GAMES	SCHEDULE		OF SCHEDULE	RPI	RPI	RPI	RPI
DIV. I ONLY		9-25-0	.26471	266	255		261	271	.38118	270	32
DIV. I NON-CONF.		2-18-0	.1	281	52		130	246	.42038	247	32
TOTALS		RPI 1-25	RPI 26-50		W-L RECORDS		RPI 51-100		RPI 101-150		RPI 150+
9-25-0	0-0-0	0-5-0		OVERALL		0-2-0		0-9-0		9-9-0	
2-4-0	0-0-0	0-0-0		HOME		0-0-0		0-0-0		2-4-0	
3-10-0	0-0-0	0-3-0		AWAY		0-0-0		0-3-0		3-4-0	
4-11-0	0-0-0	0-2-0		NEUTRAL		0-2-0		0-6-0		4-1-0	
2-18-0	0-0-0	0-5-0		NON-CONFERENCE		0-2-0		0-9-0		2-2-0	
0-0-0	0-0-0	0-0-0		HOME		0-0-0		0-0-0		0-0-0	
0-7-0	0-0-0	0-0-		AWAY		0-0-0		0-3-0		0-1-0	
2-11-0	0-0-0	0-2-0		NEUTRAL		0-2-0		0-6-0		2-1-0	
7-7-0	0-0-0	0-0-0		CONFERENCE		0-0-0		0-0-0		7-7-0	
2-4-0	0-0-0	0-0-0		HOME		0-0-0		0-0-0		2-4-0	
3-3-0	0-0-0	0-0-0		AWAY		0-0-0		0-0-0		3-3-0	
2-0-0	0-0-0	0-0-0		NEUTRAL		0-0-0		0-0-0		2-0-0	
RPI S	Opponent	Score	RPI S	Opponent	Score	RPI S	Opponent	Score	RPI S	Opponent	Score
			29 A	Louisiana	0 19	89 N	UT Martin	1 5	101 N	Bradley	5 12
			30 A	Ole Miss	0 8	89 N	UT Martin	0 8	102 A	Southern Miss.	1 9
			34 A	Mississippi St.	0 8				102 A	Southern Miss.	1 3
			50 N	Jacksonville St.	1 10				107 N	Nicholls St.	3 4
			50 N	Jacksonville St.	7 14				107 N	Nicholls St.	1 8
									107 N	Nicholls St.	0 20
									113 N	Southern Ill.	0 5
									135 N	Drake	9 10
									145 A	Southeastern La.	5 11
									170 N	Austin Peay	3 14
									193 A	Central Ark.	3 9
									213 N	Dartmouth	13 5
									271 A	Prairie View	14 3
									271 A	Prairie View	4 2
									271 A	Prairie View	0 4
									272 H	Alabama A&M	9 10
									272 H	Alabama A&M	0 8
									272 H	Alabama A&M	3 1
									288 A	Jackson St.	3 11
									288 A	Jackson St.	5 7
									288 A	Jackson St.	10 6
									290 H	Southern U.	1 6
									290 H	Southern U.	4 5
									290 H	Southern U.	6 1
									294 N	Coppin St.	7 3
									295 N	Grambling	9 0
									295 N	Grambling	10 1
Non-Div. I Games:			Jarvis Christian	6	1	West Ala.	3	11	West Ala.	6	10

Mississippi Val.

Average RPI Win: 279		WON-LOST	WINNING	LAST 10	STRENGTH OF		OPP. STRENGTH	TEAM	ADJ	CONF.	ADJ CONF.		
Average RPI Loss: 174		RECORD	PCT. RANK	GAMES	SCHEDULE		OF SCHEDULE	RPI	RPI	RPI	RPI		
DIV. I ONLY		13-22-0	.37143	219	6-3-0		290	265	274	.37649	271	32	32
DIV. I NON-CONF.		3-17-0	.15	272	0-0-0		242	172	273	.38161	267	32	32
TOTALS		RPI 1-25	RPI 26-50		W-L RECORDS		RPI 51-100		RPI 101-150		RPI 150+		
13-22-0	0-1-0	0-1-0		OVERALL		0-3-0		0-4-0		13-13-0			
4-5-0	0-0-0	0-0-0		HOME		0-0-0		0-0-0		4-5-0			
9-9-0	0-1-0	0-0-0		AWAY		0-3-0		0-2-0		9-2-0			
0-8-0	0-0-0	0-1-0		NEUTRAL		0-0-0		0-2-0		0-5-0			
3-17-0	0-1-0	0-1-0		NON-CONFERENCE		0-3-0		0-4-0		3-8-0			
0-0-0	0-0-0	0-0-0		HOME		0-0-0		0-0-0		0-0-0			
3-9-0	0-1-0	0-0-		AWAY		0-3-0		0-2-0		3-3-0			
0-8-0	0-0-0	0-1-0		NEUTRAL		0-0-0		0-2-0		0-5-0			
10-5-0	0-0-0	0-0-0		CONFERENCE		0-0-0		0-0-0		10-5-0			
4-5-0	0-0-0	0-0-0		HOME		0-0-0		0-0-0		4-5-0			
6-0-0	0-0-0	0-0-0		AWAY		0-0-0		0-0-0		6-0-0			
0-0-0	0-0-0	0-0-0		NEUTRAL		0-0-0		0-0-0		0-0-0			
RPI S	Opponent	Score		RPI S	Opponent	Score		RPI S	Opponent	Score			
5 A	Texas A&M	0 15		40 N	SIUE	1 4		87 A	La.-Monroe	0 10			
								97 A	Houston	0 7			
								97 A	Houston	0 3			
									121 A	Abilene Christian	0 11		
									121 A	Abilene Christian	2 11		
									146 N	UTSA	0 11		
									146 N	UTSA	5 6		
									158 N	Northwestern St.	7 8		
									196 A	Sam Houston St.	0 9		
									196 A	Sam Houston St.	0 11		
									196 N	Sam Houston St.	5 7		
									202 N	Northern Colo.	1 9		
									202 N	Northern Colo.	0 3		
									217 N	Georgetown	6 7		
									224 A	Houston Baptist	0 6		
									224 A	Houston Baptist	9 3		
									257 A	A&M-Corpus Christi	1 0		
									257 A	A&M-Corpus Christi	4 2		
									270 H	Mississippi Val.	4 0		
									270 H	Mississippi Val.	3 14		
									270 H	Mississippi Val.	2 4		
									276 H	Ark.-Pine Bluff	7 8		
									276 H	Ark.-Pine Bluff	4 5		
									276 H	Ark.-Pine Bluff	4 11		
									288 A	Jackson St.	7 1		
									288 A	Jackson St.	7 5		
									288 A	Jackson St.	11 3		
									290 H	Southern U.	12 11		
									290 H	Southern U.	5 2		
									290 H	Southern U.	5 2		
									290 H	Southern U.	6 4		
									270 H	Mississippi Val.	2 4		
Non-Div. I Games:				Huston-Tillotson	11 3	Jarvis Christian	8 0	Huston-Tillotson	8 0	Jarvis Christian	9 7		
				Jarvis Christian	8 7					Prairie View			

RPI	S	Opponent	Score	
295	A	Grambling	11	2
295	A	Grambling	8	0
295	A	Grambling	10	4

Prairie View

P
r
a
i
r
i
e
V
i
e
w

P
r
a
i
r
i
e
V
i
e
w

Average RPI Win: 252		WON-LOST	WINNING	LAST 10	STRENGTH OF		OPP. STRENGTH	TEAM	ADJ	CONF.	ADJ CONF.
Average RPI Loss: 194		RECORD	PCT. RANK	GAMES	SCHEDULE		OF SCHEDULE	RPI	RPI	RPI	RPI
DIV. I ONLY		11-25-0	.30556	254	5-5-0		277	276	273	.37335	272
DIV. I NON-CONF.		5-17-0	.22727	256	0-0-0		249	237	267	.38819	265
TOTALS		RPI 1-25	RPI 26-50		W-L RECORDS		RPI 51-100		RPI 101-150		RPI 150+
11-25-0	0-0-0	0-3-0		OVERALL		1-1-0		0-4-0		10-17-0	
2-6-0	0-0-0	0-1-0		HOME		0-1-0		0-0-0		2-4-0	
6-7-0	0-0-0	0-0-0		AWAY		0-0-0		0-1-0		6-6-0	
3-12-0	0-0-0	0-2-0		NEUTRAL		1-0-0		0-3-0		2-7-0	
5-17-0	0-0-0	0-3-0		NON-CONFERENCE		1-1-0		0-4-0		4-9-0	
0-2-0	0-0-0	0-1-0		HOME		0-1-0		0-0-0		0-0-0	
2-3-0	0-0-0	0-0-		AWAY		0-0-0		0-1-0		2-2-0	
3-12-0	0-0-0	0-2-0		NEUTRAL		1-0-0		0-3-0		2-7-0	
6-8-0	0-0-0	0-0-0		CONFERENCE		0-0-0		0-0-0		6-8-0	
2-4-0	0-0-0	0-0-0		HOME		0-0-0		0-0-0		2-4-0	
4-4-0	0-0-0	0-0-0		AWAY		0-0-0		0-0-0		4-4-0	
0-0-0	0-0-0	0-0-0		NEUTRAL		0-0-0		0-0-0		0-0-0	
RPI S	Opponent	Score		RPI S	Opponent	Score		RPI S	Opponent	Score	
32 N	Tulsa	1	11	85 N	Belmont	15	3	120 N	Eastern Ill.	2	7
50 H	Jacksonville St.	0	8	95 H	Western Ky.	0	4	122 N	Kansas	1	5
50 N	Jacksonville St.	0	11					123 N	Northern Ill.	2	5
								128 A	Lamar University	3	6
								167 A	Iowa St.	1	5
								167 N	Iowa St.	1	21
								184 N	Southeast Mo. St.	2	7
								203 N	ETSU	2	7
								203 N	ETSU	2	3
								243 A	Gardner-Webb	3	7
								250 N	South Dakota St.	2	1
								250 N	South Dakota St.	0	8
								251 A	Alabama St.	0	8
								251 A	Alabama St.	0	10
								251 A	Alabama St.	14	11
								265 A	Tennessee St.	4	2
								265 A	Tennessee St.	8	6
								265 N	Tennessee St.	1	11
								266 H	Alcorn	2	3
								266 H	Alcorn	6	3
								266 H	Alcorn	4	10
								270 A	Mississippi Val.	1	3
								270 A	Mississippi Val.	8	0
								270 A	Mississippi Val.	10	9
								281 N	N.C. A&T	4	6
								281 N	N.C. A&T	9	7
								283 H	Texas Southern	0	7

Non-Div. I Games: Tuskegee 12 4 Tuskegee 10 5

Alabama A&M

RPI	S	Opponent	Score	
283	H	Texas Southern	4	6
283	H	Texas Southern	4	3
290	A	Southern U.	1	2
290	A	Southern U.	10	3

Alabama A&M

A
l
a
b
a
m
a
A
&
M

A
l
a
b
a
m
a
A
&
M

[illegible]

Non-Div. I Games:

Stony Brook

RPI	S	Opponent	Score
291	A	Hartford	9 6

Stony Brook

Average RPI Win:	240	WON-LOST RECORD	WINNING PCT. RANK	LAST 10 GAMES	STRENGTH OF SCHEDULE	OPP. STRENGTH OF SCHEDULE	TEAM RPI	ADJ RPI	CONF. RPI	ADJ CONF. RPI		
DIV. I ONLY		10-28-0	.26316	267	2-8-0	264	250	272	.36942	274	23	23
DIV. I NON-CONF.		9-20-0	.31034	229	2-2-0	282	269	270	.37522	273	23	23
<hr/>												
TOTALS	RPI 1-25	RPI 26-50		W-L RECORDS		RPI 51-100		RPI 101-150		RPI 150+		
10-28-0	0-0-0	0-0-0		OVERALL		0-2-0		1-3-0		9-23-0		
3-7-0	0-0-0	0-0-0		HOME		0-0-0		0-0-0		3-7-0		
1-8-0	0-0-0	0-0-0		AWAY		0-1-0		1-2-0		0-5-0		
6-13-0	0-0-0	0-0-0		NEUTRAL		0-1-0		0-1-0		6-11-0		
9-20-0	0-0-0	0-0-0		NON-CONFERENCE		0-2-0		1-3-0		8-15-0		
2-2-0	0-0-0	0-0-0		HOME		0-0-0		0-0-0		2-2-0		
1-5-0	0-0-0	0-0-		AWAY		0-1-0		1-2-0		0-2-0		
6-13-0	0-0-0	0-0-0		NEUTRAL		0-1-0		0-1-0		6-11-0		
1-8-0	0-0-0	0-0-0		CONFERENCE		0-0-0		0-0-0		1-8-0		
1-5-0	0-0-0	0-0-0		HOME		0-0-0		0-0-0		1-5-0		
0-3-0	0-0-0	0-0-0		AWAY		0-0-0		0-0-0		0-3-0		
0-0-0	0-0-0	0-0-0		NEUTRAL		0-0-0		0-0-0		0-0-0		
RPI	S	Opponent	Score	RPI	S	Opponent	Score	RPI	S	Opponent	Score	
						73 N Central Mich.	3 4			103 A Charlotte	1 4	
						92 A UNCW	1 10			110 N Ball St.	1 8	
										137 A Jacksonville	3 2	
										137 A Jacksonville	3 14	
										172 H Saint Joseph's	0 3	
										172 H Saint Joseph's	2 10	
										172 H Saint Joseph's	1 4	
										175 A Dayton	0 5	
										175 A Dayton	3 11	
										175 A Dayton	4 9	
										182 N Bowling Green	3 8	
										182 N Bowling Green	4 5	
										191 N UMass Lowell	5 4	
										191 N UMass Lowell	0 9	
										204 A Youngstown St.	0 5	
										204 A Youngstown St.	0 1	
										207 N Penn	1 9	
										217 N Georgetown	7 10	
										217 N Georgetown	8 13	
										226 N Western Mich.	5 4	
										240 H La Salle	8 6	
										240 H La Salle	2 6	
										240 H La Salle	2 4	
										250 N South Dakota St.	2 8	
										250 N South Dakota St.	0 10	
										256 N Canisius	1 3	
										256 N Canisius	3 2	

Non-Div. I Games:

St. Bonaventure

St. Bonaventure

Average RPI Win:	207	WON-LOST RECORD	WINNING PCT. RANK	LAST 10 GAMES	STRENGTH OF SCHEDULE	OPP. STRENGTH OF SCHEDULE	TEAM RPI	ADJ RPI	CONF. RPI	ADJ CONF. RPI								
Average RPI Loss:	175																	
DIV. I ONLY		2-22-0	.08333	290	1-9-0	205	247	282	.36514	275	26	26						
DIV. I NON-CONF.		1-13-0	.07143	286	0-0-0	198	202	281	.37553	272	26	26						
<hr/>																		
TOTALS	RPI 1-25	RPI 26-50		W-L RECORDS		RPI 51-100		RPI 101-150		RPI 150+								
2-22-0	0-0-0	0-0-0		OVERALL		0-2-0		0-5-0		2-15-0								
0-4-0	0-0-0	0-0-0		HOME		0-0-0		0-0-0		0-4-0								
1-6-0	0-0-0	0-0-0		AWAY		0-2-0		0-2-0		1-2-0								
1-12-0	0-0-0	0-0-0		NEUTRAL		0-0-0		0-3-0		1-9-0								
<hr/>																		
1-13-0	0-0-0	0-0-0		NON-CONFERENCE		0-2-0		0-5-0		1-6-0								
0-0-0	0-0-0	0-0-0		HOME		0-0-0		0-0-0		0-0-0								
0-4-0	0-0-0	0-0-		AWAY		0-2-0		0-2-0		0-0-0								
1-9-0	0-0-0	0-0-0		NEUTRAL		0-0-0		0-3-0		1-6-0								
<hr/>																		
1-9-0	0-0-0	0-0-0		CONFERENCE		0-0-0		0-0-0		1-9-0								
0-4-0	0-0-0	0-0-0		HOME		0-0-0		0-0-0		0-4-0								
1-2-0	0-0-0	0-0-0		AWAY		0-0-0		0-0-0		1-2-0								
0-3-0	0-0-0	0-0-0		NEUTRAL		0-0-0		0-0-0		0-3-0								
<hr/>																		
RPI	S	Opponent	Score	RPI	S	Opponent	Score	RPI	S	Opponent	Score							
						52	A	Louisville	3	4	122	A	Kansas	2	14			
						52	A	Louisville	0	8	122	A	Kansas	0	12			
						129	N	Miami (OH)	7	10								
						135	N	Drake	3	11								
						149	N	Loyola Chicago	6	9								
						180	N	Indiana St.	0	4								
						182	N	Bowling Green	4	15								
						182	N	Bowling Green	1	4								
						183	N	Butler	0	8								
						198	A	Valparaiso	2	13								
						198	A	Valparaiso	0	4								
						198	A	Valparaiso	4	3								
						200	N	Western Ill.	2	8								
						208	H	Wright St.	1	2								
						208	H	Wright St.	3	8								
						208	H	Wright St.	3	5								
						215	N	IUPUI	10	2								
						221	N	Oakland	2	3								
						221	N	Oakland	3	11								
						221	N	Oakland	3	4								
						234	N	UMKC	7	12								
						248	H	Detroit Mercy	3	14								
						<hr/>												
						LAST 10 GAMES												
248 H Detroit Mercy						3	14	198 A Valparaiso		2	13							
221 N Oakland						2	3	198 A Valparaiso		4	3							
221 N Oakland						3	11	208 H Wright St.		3	5							
221 N Oakland						3	4	208 H Wright St.		3	8							
198 A Valparaiso						0	4	208 H Wright St.		1	2							

Non-Div. I Games:

Green Bay

Average RPI Win: 267		WON-LOST RECORD		WINNING PCT. RANK		LAST 10 GAMES		STRENGTH OF SCHEDULE		OPP. STRENGTH OF SCHEDULE		TEAM RPI		ADJ RPI		CONF. RPI		ADJ CONF. RPI	
DIV. I ONLY		10-19-0		.34483 237		7-3-0		285		285		275		.3646 276		32		32	
DIV. I NON-CONF.		2-12-0		.14286 273		0-0-0		235		194		276		.36864 279		32		32	
TOTALS		RPI 1-25		RPI 26-50		W-L RECORDS		RPI 51-100		RPI 101-150		RPI 150+							
10-19-0		0-0-0		0-0-0		OVERALL		0-5-0		0-1-0		10-13-0							
3-3-0		0-0-0		0-0-0		HOME		0-0-0		0-0-0		3-3-0							
5-8-0		0-0-0		0-0-0		AWAY		0-2-0		0-0-0		5-6-0							
2-8-0		0-0-0		0-0-0		NEUTRAL		0-3-0		0-1-0		2-4-0							
2-12-0		0-0-0		0-0-0		NON-CONFERENCE		0-5-0		0-1-0		2-6-0							
0-0-0		0-0-0		0-0-0		HOME		0-0-0		0-0-0		0-0-0							
0-4-0		0-0-0		0-0-		AWAY		0-2-0		0-0-0		0-2-0							
2-8-0		0-0-0		0-0-0		NEUTRAL		0-3-0		0-1-0		2-4-0							
8-7-0		0-0-0		0-0-0		CONFERENCE		0-0-0		0-0-0		8-7-0							
3-3-0		0-0-0		0-0-0		HOME		0-0-0		0-0-0		3-3-0							
5-4-0		0-0-0		0-0-0		AWAY		0-0-0		0-0-0		5-4-0							
0-0-0		0-0-0		0-0-0		NEUTRAL		0-0-0		0-0-0		0-0-0							
RPI	S	Opponent	Score	RPI	S	Opponent	Score	RPI	S	Opponent	Score	RPI	S	Opponent	Score				
								72	A	Memphis	3 5	111	N	Missouri St.	0 8				
								85	N	Belmont	1 13	188	N	North Dakota	0 8				
								87	N	La.-Monroe	6 9	190	N	Samford	8 7				
								93	A	Louisiana Tech	0 10	193	A	Central Ark.	2 10				
								93	N	Louisiana Tech	1 12	193	A	Central Ark.	0 10				
												200	N	Western Ill.	6 9				
												224	N	Houston Baptist	4 12				
												242	N	Incarnate Word	2 3				
												251	A	Alabama St.	4 12				
												251	A	Alabama St.	0 8				
												251	A	Alabama St.	3 8				
												265	N	Tennessee St.	10 2				
												266	H	Alcorn	4 6				
												266	H	Alcorn	6 4				
												266	H	Alcorn	9 8				
												271	A	Prairie View	5 4				
												271	A	Prairie View	8 7				
												271	A	Prairie View	11 4				
												283	H	Texas Southern	0 7				
												283	H	Texas Southern	1 4				
												283	H	Texas Southern	8 3				
				LAST 10 GAMES								295	A	Grambling	15 2				
				271	A	Prairie View	11 4	283	H	Texas Southern	0 7	295	A	Grambling	6 2				
				271	A	Prairie View	5 4	295	A	Grambling	2 5	295	A	Grambling	2 5				
				271	A	Prairie View	8 7	295	A	Grambling	15 2								
				283	H	Texas Southern	8 3	295	A	Grambling	6 2								
				283	H	Texas Southern	1 4	266	H	Alcorn	9 8								
Non-Div. I Games:		LSU-Alexandria		2	11	Rust		12	1	Texas Wesleyan		7	9	Texas Wesleyan		5	4		
		Rust		20	0	Lindenwood (IL)		4	5					Ark.-Pine Bluff					

Non-Div. I Games:

Tie, Loss, Non-Conf,S Site, H Home, A Away, N Neutral Page 382

RPI	S	Opponent	Score	
226	N	Western Mich.	0	2
226	N	Western Mich.	1	2
256	A	Canisius	7	6
256	A	Canisius	3	4
264	A	Mt. St. Mary's	13	0
264	A	Mt. St. Mary's	3	5
266	N	Alcorn	3	12
282	A	Norfolk St.	2	4
282	A	Norfolk St.	0	4
291	N	Hartford	6	5
291	N	Hartford	7	0

Buffalo

Average RPI Win: 274		WON-LOST	WINNING	LAST 10	STRENGTH OF		OPP. STRENGTH	TEAM	ADJ	CONF.	ADJ CONF.				
Average RPI Loss: 186		RECORD	PCT. RANK	GAMES	SCHEDULE		OF SCHEDULE	RPI	RPI	RPI	RPI				
DIV. I ONLY		8-26-0	.23529	274	3-7-0		266	282	279	.3612	278	31	31		
DIV. I NON-CONF.		1-18-0	.05263	289	0-3-0		178	253	285	.36318	283	31	31		
TOTALS		RPI 1-25	RPI 26-50		W-L RECORDS		RPI 51-100		RPI 101-150		RPI 150+				
8-26-0		0-0-0	0-0-0		OVERALL		0-3-0		0-4-0		8-19-0				
3-6-0		0-0-0	0-0-0		HOME		0-0-0		0-0-0		3-6-0				
3-13-0		0-0-0	0-0-0		AWAY		0-1-0		0-4-0		3-8-0				
2-7-0		0-0-0	0-0-0		NEUTRAL		0-2-0		0-0-0		2-5-0				
1-18-0		0-0-0	0-0-0		NON-CONFERENCE		0-3-0		0-4-0		1-11-0				
0-2-0		0-0-0	0-0-0		HOME		0-0-0		0-0-0		0-2-0				
0-10-0		0-0-0	0-0-		AWAY		0-1-0		0-4-0		0-5-0				
1-6-0		0-0-0	0-0-0		NEUTRAL		0-2-0		0-0-0		1-4-0				
7-8-0		0-0-0	0-0-0		CONFERENCE		0-0-0		0-0-0		7-8-0				
3-4-0		0-0-0	0-0-0		HOME		0-0-0		0-0-0		3-4-0				
3-3-0		0-0-0	0-0-0		AWAY		0-0-0		0-0-0		3-3-0				
1-1-0		0-0-0	0-0-0		NEUTRAL		0-0-0		0-0-0		1-1-0				
RPI	S	Opponent	Score	RPI	S	Opponent	Score	RPI	S	Opponent	Score	RPI	S	Opponent	Score
						</									

Non-Div. I Games:

N.C. Central

RPI	S	Opponent	Score	
287	H	UMES	3	2
287	H	UMES	4	3
287	N	UMES	0	3
287	N	UMES	6	4

N.C. Central

N
.
C
.
C
e
n
t
r
a
l

N
.
C
.
C
e
n
t
r
a
l

Average RPI Win: 271		WON-LOST RECORD	WINNING PCT. RANK	LAST 10 GAMES	STRENGTH OF SCHEDULE	OPP. STRENGTH OF SCHEDULE	TEAM RPI	ADJ RPI		CONF. RPI	ADJ CONF. RPI
Average RPI Loss: 188											
DIV. I ONLY		11-24-0	.31429 247	2-8-0	289	256	281	.35993	279	27	27
DIV. I NON-CONF.		8-15-0	.34783 216	0-2-0	293	271	286	.36329	282	28	28
<hr/>											
TOTALS		RPI 1-25	RPI 26-50		W-L RECORDS		RPI 51-100		RPI 101-150		RPI 150+
11-24-0	0-0-0	0-1-0		OVERALL		0-1-0		0-4-0		11-18-0	
4-4-0	0-0-0	0-0-0		HOME		0-0-0		0-0-0		4-4-0	
3-9-0	0-0-0	0-1-0		AWAY		0-0-0		0-2-0		3-6-0	
4-11-0	0-0-0	0-0-0		NEUTRAL		0-1-0		0-2-0		4-8-0	
<hr/>											
8-15-0	0-0-0	0-1-0		NON-CONFERENCE		0-1-0		0-2-0		8-11-0	
2-2-0	0-0-0	0-0-0		HOME		0-0-0		0-0-0		2-2-0	
2-2-0	0-0-0	0-0-		AWAY		0-0-0		0-0-0		2-1-0	
4-11-0	0-0-0	0-0-0		NEUTRAL		0-1-0		0-2-0		4-8-0	
<hr/>											
3-9-0	0-0-0	0-0-0		CONFERENCE		0-0-0		0-2-0		3-7-0	
2-2-0	0-0-0	0-0-0		HOME		0-0-0		0-0-0		2-2-0	
1-7-0	0-0-0	0-0-0		AWAY		0-0-0		0-2-0		1-5-0	
0-0-0	0-0-0	0-0-0		NEUTRAL		0-0-0		0-0-0		0-0-0	
<hr/>											
RPI S	Opponent	Score	RPI S	Opponent	Score	RPI S	Opponent	Score	RPI S	Opponent	Score
			39 A	Fla. Atlantic	0 7	51 N	Fordham	2 13	110 N	Ball St.	0 8
									148 A	Princeton	3 4
									148 A	Princeton	0 10
									149 N	Loyola Chicago	2 5
									160 N	LIU Brooklyn	0 8
									164 N	Army West Point	2 3
									173 N	Iona	3 4
									194 N	Rutgers	0 7
									199 A	Seton Hall	0 8
									207 H	Penn	3 5
									207 H	Penn	7 3
									212 N	Eastern Mich.	0 4
									213 A	Dartmouth	5 7
									213 A	Dartmouth	5 13
									213 A	Dartmouth	1 5
									213 A	Dartmouth	3 4
									217 N	Georgetown	3 5
									225 H	Providence	0 10
									232 N	Albany (NY)	4 13
									238 H	Columbia	3 6
									238 H	Columbia	11 4
			LAST 10 GAMES						267 A	Cornell	3 4
			213 A	Dartmouth	5 13	207 H	Penn	3 5	267 A	Cornell	5 4
			213 A	Dartmouth	5 7	207 H	Penn	7 3	269 H	Holy Cross	3 4
			213 A	Dartmouth	1 5	238 H	Columbia	3 6	269 N	Holy Cross	2 7
			213 A	Dartmouth	3 4	238 H	Columbia	11 4	269 N	Holy Cross	7 5
			269 H	Holy Cross	3 4	225 H	Providence	0 10	273 A	Stony Brook	4 2

Non-Div. I Games:

Brown

RPI	S	Opponent	Score	
273	A	Stony Brook	6	0
291	H	Hartford	9	1
291	H	Hartford	5	1
291	N	Hartford	3	1
292	N	Saint Peter's	18	7
292	N	Saint Peter's	11	3

Brown

Average RPI Win:	214	WON-LOST	WINNING	LAST 10	STRENGTH OF	OPP. STRENGTH	TEAM	ADJ	CONF.	ADJ CONF.				
Average RPI Loss:	175	RECORD	PCT. RANK	GAMES	SCHEDULE	OF SCHEDULE	RPI	RPI	RPI	RPI				
DIV. I ONLY		4-37-0	.09756	287	1-9-0	197	264	278	.3567	280	26	26		
DIV. I NON-CONF.		4-25-0	.13793	275	1-0-0	218	260	278	.36681	280	26	26		
<hr/>														
TOTALS	RPI 1-25	RPI 26-50		W-L RECORDS		RPI 51-100		RPI 101-150		RPI 150+				
4-37-0	0-0-0	0-0-0		OVERALL		0-4-0		0-12-0		4-21-0				
1-9-0	0-0-0	0-0-0		HOME		0-0-0		0-0-0		1-9-0				
2-11-0	0-0-0	0-0-0		AWAY		0-2-0		0-6-0		2-2-0				
1-17-0	0-0-0	0-0-0		NEUTRAL		0-2-0		0-5-0		1-10-0				
<hr/>														
4-25-0	0-0-0	0-0-0		NON-CONFERENCE		0-4-0		0-9-0		4-12-0				
1-3-0	0-0-0	0-0-0		HOME		0-0-0		0-0-0		1-3-0				
2-8-0	0-0-0	0-0-		AWAY		0-2-0		0-4-0		2-2-0				
1-14-0	0-0-0	0-0-0		NEUTRAL		0-2-0		0-5-0		1-7-0				
<hr/>														
0-12-0	0-0-0	0-0-0		CONFERENCE		0-0-0		0-3-0		0-9-0				
0-6-0	0-0-0	0-0-0		HOME		0-0-0		0-0-0		0-6-0				
0-3-0	0-0-0	0-0-0		AWAY		0-0-0		0-3-0		0-0-0				
0-3-0	0-0-0	0-0-0		NEUTRAL		0-0-0		0-0-0		0-3-0				
<hr/>														
RPI S	Opponent	Score	RPI S	Opponent	Score	RPI S	Opponent	Score	RPI S	Opponent	Score			
						57 N	Saint Francis (PA)	0	6	105 N	Campbell	1	10	
						57 N	Saint Francis (PA)	0	9	118 A	FGCU	0	2	
						81 A	Coastal Caro.	0	5	119 N	DePaul	0	4	
						81 A	Coastal Caro.	0	12	119 N	DePaul	5	13	
									123 N	Morehead St.	0	1		
									125 A	East Carolina	0	7		
									137 A	Jacksonville	5	13		
									137 A	Jacksonville	2	3		
									138 N	Penn St.	0	9		
									142 A	Ill.-Chicago	3	10		
									142 A	Ill.-Chicago	1	9		
									142 A	Ill.-Chicago	0	10		
									156 A	Winthrop	1	9		
									156 A	Winthrop	2	9		
									180 N	Indiana St.	8	4		
									182 H	Bowling Green	1	7		
									198 H	Valparaiso	3	4		
									198 H	Valparaiso	0	5		
									198 H	Valparaiso	3	5		
									208 H	Wright St.	2	10		
			208 H	Wright St.	0	8								
			208 H	Wright St.	1	2								
			LAST 10 GAMES											
			198 H	Valparaiso	0	5	208 H	Wright St.	0	8	210 A	Akron	8	5
			198 H	Valparaiso	3	4	221 N	Oakland	4	6	210 A	Akron	7	6
			198 H	Valparaiso	3	5	221 N	Oakland	1	14	215 N	IUPUI	4	6
			208 H	Wright St.	1	2	221 N	Oakland	1	5	215 N	IUPUI	1	9
			208 H	Wright St.	2	10	210 A	Akron	7	6	221 N	Oakland	1	5

Non-Div. I Games:

Cleveland St.

RPI	S	Opponent	Score	
221	N	Oakland	4	6
221	N	Oakland	1	14
256	H	Canisius	5	4
256	H	Canisius	1	7
256	N	Canisius	0	3
260	H	Niagara	4	9
261	N	Bryant	1	2
263	N	Drexel	2	3
274	N	St. Bonaventure	7	9
274	N	St. Bonaventure	1	6

Cleveland St.

C
l
e
v
e
l
a
n
d
S
t
.

C
l
e
v
e
l
a
n
d
S
t
.

Average RPI Win: 246		WON-LOST	WINNING	LAST 10	STRENGTH OF		OPP. STRENGTH	TEAM	ADJ	CONF.	ADJ CONF.		
Average RPI Loss: 207		RECORD	PCT. RANK	GAMES	SCHEDULE		OF SCHEDULE	RPI	RPI	RPI	RPI		
DIV. I ONLY		10-26-1	.28378	263	3-7-0		283	277	280	.35633	281	31	31
DIV. I NON-CONF.		6-20-1	.24074	252	0-3-0		268	276	275	.37326	275	31	31
TOTALS		RPI 1-25	RPI 26-50		W-L RECORDS		RPI 51-100		RPI 101-150		RPI 150+		
10-26-1	0-0-0	0-0-0		OVERALL		0-1-1		1-6-0		9-19-0			
2-9-1	0-0-0	0-0-0		HOME		0-0-1		0-2-0		2-7-0			
7-11-0	0-0-0	0-0-0		AWAY		0-1-0		1-2-0		6-8-0			
1-6-0	0-0-0	0-0-0		NEUTRAL		0-0-0		0-2-0		1-4-0			
6-20-1	0-0-0	0-0-0		NON-CONFERENCE		0-1-1		1-6-0		5-13-0			
1-6-1	0-0-0	0-0-0		HOME		0-0-1		0-2-0		1-4-0			
4-8-0	0-0-0	0-0-		AWAY		0-1-0		1-2-0		3-5-0			
1-6-0	0-0-0	0-0-0		NEUTRAL		0-0-0		0-2-0		1-4-0			
4-6-0	0-0-0	0-0-0		CONFERENCE		0-0-0		0-0-0		4-6-0			
1-3-0	0-0-0	0-0-0		HOME		0-0-0		0-0-0		1-3-0			
3-3-0	0-0-0	0-0-0		AWAY		0-0-0		0-0-0		3-3-0			
0-0-0	0-0-0	0-0-0		NEUTRAL		0-0-0		0-0-0		0-0-0			
RPI	S	Opponent	Score	RPI	S	Opponent	Score	RPI	S	Opponent	Score		

Non-Div. I Games:

N.C. A&T

RPI	S	Opponent	Score	
272	N	Alabama A&M	7	9
272	N	Alabama A&M	6	4
288	A	Jackson St.	11	2
288	A	Jackson St.	4	9
289	A	South Carolina St.	3	6
289	A	South Carolina St.	4	5
289	A	South Carolina St.	7	6
293	H	Howard	9	8

Average RPI Win: 270		WON-LOST RECORD		WINNING PCT. RANK		LAST 10 GAMES		STRENGTH OF SCHEDULE		OPP. STRENGTH OF SCHEDULE		TEAM RPI		ADJ RPI		CONF. RPI		ADJ CONF. RPI	
Average RPI Loss: 210																			
DIV. I ONLY		11-19-0		.36667 223		3-7-0		293		288		283		.35421 282		31		31	
DIV. I NON-CONF.		7-11-0		.38889 196		0-2-0		294		268		279		.37353 274		31		31	
TOTALS		RPI 1-25		RPI 26-50		W-L RECORDS		RPI 51-100		RPI 101-150		RPI 150+							
11-19-0		0-0-0		0-0-0		OVERALL		0-0-0		0-5-0		11-14-0							
7-8-0		0-0-0		0-0-0		HOME		0-0-0		0-0-0		7-8-0							
0-10-0		0-0-0		0-0-0		AWAY		0-0-0		0-5-0		0-5-0							
4-1-0		0-0-0		0-0-0		NEUTRAL		0-0-0		0-0-0		4-1-0							
7-11-0		0-0-0		0-0-0		NON-CONFERENCE		0-0-0		0-5-0		7-6-0							
3-3-0		0-0-0		0-0-0		HOME		0-0-0		0-0-0		3-3-0							
0-7-0		0-0-0		0-0-		AWAY		0-0-0		0-5-0		0-2-0							
4-1-0		0-0-0		0-0-0		NEUTRAL		0-0-0		0-0-0		4-1-0							
4-8-0		0-0-0		0-0-0		CONFERENCE		0-0-0		0-0-0		4-8-0							
4-5-0		0-0-0		0-0-0		HOME		0-0-0		0-0-0		4-5-0							
0-3-0		0-0-0		0-0-0		AWAY		0-0-0		0-0-0		0-3-0							
0-0-0		0-0-0		0-0-0		NEUTRAL		0-0-0		0-0-0		0-0-0							
RPI S	Opponent	Score		RPI S	Opponent	Score		RPI S	Opponent	Score		RPI S	Opponent	Score					

RPI	S	Opponent	Score	
293	H	Howard	8	0
293	H	Howard	7	4
293	H	Howard	2	9

Norfolk St.

N
o
r
f
o
l
k
S
t
.

N
o
r
f
o
l
k
S
t
.

Average RPI Win: 271		WON-LOST	WINNING		LAST 10		STRENGTH OF		OPP. STRENGTH		TEAM	ADJ		CONF.	ADJ CONF.	
Average RPI Loss: 214		RECORD	PCT. RANK		GAMES		SCHEDULE		OF SCHEDULE		RPI	RPI		RPI	RPI	
DIV. I ONLY		9-11-0	.45	160	5-3-0		294		283		276	.35165	283	32	32	
DIV. I NON-CONF.		1-7-0	.125	276	0-1-0		292		192		293	.30044	293	32	32	
TOTALS		RPI 1-25		RPI 26-50		W-L RECORDS		RPI 51-100		RPI 101-150		RPI 150+				
9-11-0		0-0-0		0-0-0		OVERALL		0-2-0		0-0-0		9-9-0				
3-3-0		0-0-0		0-0-0		HOME		0-0-0		0-0-0		3-3-0				
6-8-0		0-0-0		0-0-0		AWAY		0-2-0		0-0-0		6-6-0				
0-0-0		0-0-0		0-0-0		NEUTRAL		0-0-0		0-0-0		0-0-0				
1-7-0		0-0-0		0-0-0		NON-CONFERENCE		0-2-0		0-0-0		1-5-0				
1-2-0		0-0-0		0-0-0		HOME		0-0-0		0-0-0		1-2-0				
0-5-0		0-0-0		0-0-		AWAY		0-2-0		0-0-0		0-3-0				
0-0-0		0-0-0		0-0-0		NEUTRAL		0-0-0		0-0-0		0-0-0				
8-4-0		0-0-0		0-0-0		CONFERENCE		0-0-0		0-0-0		8-4-0				
2-1-0		0-0-0		0-0-0		HOME		0-0-0		0-0-0		2-1-0				
6-3-0		0-0-0		0-0-0		AWAY		0-0-0		0-0-0		6-3-0				
0-0-0		0-0-0		0-0-0		NEUTRAL		0-0-0		0-0-0		0-0-0				
RPI	S	Opponent	Score	RPI	S	Opponent	Score	RPI	S	Opponent	Score	RPI	S	Opponent	Score	
								97	A	Houston	0 1	168	A	SFA	0 3	
								97	A	Houston	0 6	196	A	Sam Houston St.	1 5	
												224	A	Houston Baptist	3 6	
												224	H	Houston Baptist	3 4	
												251	H	Alabama St.	8 0	
												251	H	Alabama St.	5 2	
												251	H	Alabama St.	5 11	
												257	H	A&M-Corpus Christi	0 1	
												257	H	A&M-Corpus Christi	4 2	
												272	A	Alabama A&M	6 4	
												272	A	Alabama A&M	3 4	
												272	A	Alabama A&M	7 0	
												276	A	Ark.-Pine Bluff	7 0	
												276	A	Ark.-Pine Bluff	4 1	
												276	A	Ark.-Pine Bluff	3 8	
												290	A	Southern U.	5 3	
												290	A	Southern U.	6 5	
												290	A	Southern U.	3 4	
LAST 10 GAMES																
								290	A	Southern U.	3 4	276	A	Ark.-Pine Bluff	7 0	
								290	A	Southern U.	6 5	224	H	Houston Baptist	3 4	
								290	A	Southern U.	5 3	251	H	Alabama St.	5 2	
								276	A	Ark.-Pine Bluff	3 8	251	H	Alabama St.	5 11	
								276	A	Ark.-Pine Bluff	4 1	251	H	Alabama St.	8 0	
Non-Div. I Games:		Langston	11	0	Our Lady Of The Lake	8	5	Talladega		2	1	Houston-Victoria		6	1	
		Jarvis Christian	8	0	Our Lady Of The Lake	6	4	Houston-Victoria		2	3	Huston-Tillotson		3	0	

Non-Div. I Games:

Houston-Victoria

2

5

Houston-Victoria

3

0

Texas Southern

T
e
x
a
s
S
o
u
t
h
e
r
n

T
e
x
a
s
S
o
u
t
h
e
r
n

Average RPI Win:	270	WON-LOST RECORD	WINNING PCT. RANK	LAST 10 GAMES	STRENGTH OF SCHEDULE	OPP. STRENGTH OF SCHEDULE	TEAM RPI	ADJ RPI	CONF. RPI	ADJ CONF. RPI	
DIV. I ONLY	6-27-0	.18182	282	3-7-0	263	273	284	.34599	284	30	30
DIV. I NON-CONF.	5-20-0	.2	263	2-2-0	287	281	289	.34112	290	30	30
TOTALS	RPI 1-25	RPI 26-50	W-L RECORDS		RPI 51-100	RPI 101-150	RPI 150+				
6-27-0	0-0-0	0-0-0	OVERALL		0-1-0	0-6-0	6-20-0				
4-6-0	0-0-0	0-0-0	HOME		0-0-0	0-0-0	4-6-0				
2-15-0	0-0-0	0-0-0	AWAY		0-1-0	0-4-0	2-10-0				
0-6-0	0-0-0	0-0-0	NEUTRAL		0-0-0	0-2-0	0-4-0				
5-20-0	0-0-0	0-0-0	NON-CONFERENCE		0-1-0	0-6-0	5-13-0				
3-3-0	0-0-0	0-0-0	HOME		0-0-0	0-0-0	3-3-0				
2-11-0	0-0-0	0-0-	AWAY		0-1-0	0-4-0	2-6-0				
0-6-0	0-0-0	0-0-0	NEUTRAL		0-0-0	0-2-0	0-4-0				
1-7-0	0-0-0	0-0-0	CONFERENCE		0-0-0	0-0-0	1-7-0				
1-3-0	0-0-0	0-0-0	HOME		0-0-0	0-0-0	1-3-0				
0-4-0	0-0-0	0-0-0	AWAY		0-0-0	0-0-0	0-4-0				
0-0-0	0-0-0	0-0-0	NEUTRAL		0-0-0	0-0-0	0-0-0				
RPI	S	Opponent	Score	RPI	S	Opponent	Score	RPI	S	Opponent	Score
								81	A	Coastal Caro.	0 11
								105	A	Campbell	2 5
								105	A	Campbell	1 9
								112	N	UNCG	0 6
								112	N	UNCG	1 19
								136	A	Delaware	2 3
								136	A	Delaware	1 8
								162	A	Villanova	0 15
								162	A	Villanova	1 9
								206	N	Appalachian St.	1 7
								207	A	Penn	0 6
								207	A	Penn	0 1
								209	H	Monmouth	8 7
								209	H	Monmouth	1 11
								214	A	Quinnipiac	2 5
								214	A	Quinnipiac	0 2
								220	H	Fairfield	0 5
								220	H	Fairfield	1 9
								223	A	Manhattan	0 5
								223	A	Manhattan	0 8
								234	N	UMKC	3 5
								234	N	UMKC	0 8
								239	H	Wagner	0 10
								239	H	Wagner	2 10
								253	H	Yale	0 1
								253	H	Yale	3 1
								257	A	UMBC	0 15
								257	A	UMBC	7 11
								LAST 10 GAMES			
								220	H	Fairfield	1 9
								220	H	Fairfield	0 5
								286	H	Fairleigh Dickinson	4 2
								286	H	Fairleigh Dickinson	5 0
								209	H	Monmouth	8 7
								209	H	Monmouth	1 11
								136	A	Delaware	1 8
								136	A	Delaware	2 3
								214	A	Quinnipiac	2 5
								214	A	Quinnipiac	0 2

Non-Div. I Games:

Rider

RPI	S	Opponent	Score	
282	N	Norfolk St.	0	4
286	H	Fairleigh Dickinson	5	0
286	H	Fairleigh Dickinson	4	2
294	A	Coppin St.	6	3
294	A	Coppin St.	6	5

Rider

R
i
d
e
r

R
i
d
e
r

Average RPI Win:	241	WON-LOST RECORD	WINNING PCT. RANK	LAST 10 GAMES	STRENGTH OF SCHEDULE	OPP. STRENGTH OF SCHEDULE	TEAM RPI	ADJ RPI	CONF. RPI	ADJ CONF. RPI	
DIV. I ONLY		1-29-0	.03333 295	1-9-0	240	249	288	.33863 285	31	31	
DIV. I NON-CONF.		0-19-0	0 292	0-0-0	112	185	277	.37931 270	31	31	
<hr/>											
TOTALS	RPI 1-25	RPI 26-50		W-L RECORDS	RPI 51-100		RPI 101-150		RPI 150+		
1-29-0	0-0-0	0-2-0		OVERALL	0-5-0		0-3-0		1-19-0		
0-10-0	0-0-0	0-0-0		HOME	0-0-0		0-0-0		0-10-0		
1-7-0	0-0-0	0-1-0		AWAY	0-2-0		0-0-0		1-3-0		
0-12-0	0-0-0	0-1-0		NEUTRAL	0-3-0		0-3-0		0-5-0		
<hr/>											
0-19-0	0-0-0	0-2-0		NON-CONFERENCE	0-5-0		0-3-0		0-9-0		
0-2-0	0-0-0	0-0-0		HOME	0-0-0		0-0-0		0-2-0		
0-5-0	0-0-0	0-0-		AWAY	0-2-0		0-0-0		0-2-0		
0-12-0	0-0-0	0-1-0		NEUTRAL	0-3-0		0-3-0		0-5-0		
<hr/>											
1-10-0	0-0-0	0-0-0		CONFERENCE	0-0-0		0-0-0		1-10-0		
0-8-0	0-0-0	0-0-0		HOME	0-0-0		0-0-0		0-8-0		
1-2-0	0-0-0	0-0-0		AWAY	0-0-0		0-0-0		1-2-0		
0-0-0	0-0-0	0-0-0		NEUTRAL	0-0-0		0-0-0		0-0-0		
<hr/>											
RPI S	Opponent	Score	RPI S	Opponent	Score	RPI S	Opponent	Score	RPI S	Opponent	Score
			32 N	Tulsa	1 4	64 N	Syracuse	1 7	120 N	Eastern Ill.	1 6
			39 A	Fla. Atlantic	1 7	79 N	St. John's (NY)	0 13	122 N	Kansas	1 16
						85 N	Belmont	3 13	122 N	Kansas	2 16
						91 A	Stetson	1 7	163 A	Mercer	2 21
						91 A	Stetson	0 8	163 A	Mercer	1 8
									169 N	Toledo	4 14
									185 H	Charleston So.	5 12
									185 H	Charleston So.	9 15
									210 N	Akron	0 8
									212 N	Eastern Mich.	1 10
									235 N	Marist	0 10
									235 N	Marist	10 14
									236 H	Bethune-Cookman	0 14
									236 H	Bethune-Cookman	1 9
									236 H	Bethune-Cookman	3 12
									241 A	Florida A&M	7 5
									241 A	Florida A&M	2 5
									241 A	Florida A&M	0 1
									278 H	N.C. Central	1 14
									278 H	N.C. Central	0 7
									278 H	N.C. Central	3 4
									287 H	UMES	6 7
									287 H	UMES	0 8
			LAST 10 GAMES								
			241 A	Florida A&M	2 5	278 H	N.C. Central	1 14			
			241 A	Florida A&M	7 5	236 H	Bethune-Cookman	0 14			
			241 A	Florida A&M	0 1	236 H	Bethune-Cookman	1 9			
			278 H	N.C. Central	3 4	236 H	Bethune-Cookman	3 12			
			278 H	N.C. Central	0 7	287 H	UMES	6 7			

Non-Div. I Games:

Savannah St.

Average RPI Win: 196		WON-LOST	WINNING	LAST 10	STRENGTH OF		OPP. STRENGTH	TEAM	ADJ		CONF.	ADJ CONF.	
Average RPI Loss: 195		RECORD	PCT. RANK	GAMES	SCHEDULE		OF SCHEDULE	RPI	RPI		RPI	RPI	
DIV. I ONLY		2-25-0	.07407	292	1-9-0		234	274	286	.33663	286	28	28
DIV. I NON-CONF.		2-17-0	.10526	280	1-3-0		244	286	288	.34694	288	27	27
TOTALS		RPI 1-25	RPI 26-50		W-L RECORDS		RPI 51-100		RPI 101-150		RPI 150+		
2-25-0	0-0-0	0-0-0		OVERALL		0-5-0		1-3-0		1-17-0			
0-2-0	0-0-0	0-0-0		HOME		0-2-0		0-0-0		0-0-0			
2-11-0	0-0-0	0-0-0		AWAY		0-0-0		1-3-0		1-8-0			
0-12-0	0-0-0	0-0-0		NEUTRAL		0-3-0		0-0-0		0-9-0			
2-17-0	0-0-0	0-0-0		NON-CONFERENCE		0-3-0		1-3-0		1-11-0			
0-0-0	0-0-0	0-0-0		HOME		0-0-0		0-0-0		0-0-0			
2-5-0	0-0-0	0-0-		AWAY		0-0-0		1-3-0		1-2-0			
0-12-0	0-0-0	0-0-0		NEUTRAL		0-3-0		0-0-0		0-9-0			
0-8-0	0-0-0	0-0-0		CONFERENCE		0-2-0		0-0-0		0-6-0			
0-2-0	0-0-0	0-0-0		HOME		0-2-0		0-0-0		0-0-0			
0-6-0	0-0-0	0-0-0		AWAY		0-0-0		0-0-0		0-6-0			
0-0-0	0-0-0	0-0-0		NEUTRAL		0-0-0		0-0-0		0-0-0			
RPI	S	Opponent	Score	RPI	S	Opponent	Score	RPI	S	Opponent	Score		
						57 H Saint Francis (PA)	0 15	106 A		Elon	0 8		
						57 H Saint Francis (PA)	1 10	106 A		Elon	1 8		
						78 N Liberty	0 9	140 A		Massachusetts	1 5		
						78 N Liberty	2 13	140 A		Massachusetts	4 3		
						89 N UT Martin	1 6	158 N		Northwestern St.	3 11		
								195 N		Saint Louis	1 9		
								216 N		Presbyterian	5 12		
								226 N		Western Mich.	3 13		
								227 N		Morgan St.	0 3		
								227 N		Morgan St.	5 7		
								239 A		Wagner	2 5		
								239 A		Wagner	2 10		
								252 A		Chattanooga	8 7		
								252 N		Chattanooga	4 6		
								261 A		Bryant	0 7		
								261 A		Bryant	0 7		
								264 A		Mt. St. Mary's	0 7		
								264 A		Mt. St. Mary's	7 12		
								282 N		Norfolk St.	4 7		
								282 N		Norfolk St.	1 7		
								284 A		Rider	0 5		
								284 A		Rider	2 4		
LAST 10 GAMES													
						261 A Bryant	0 7	264 A		Mt. St. Mary's	0 7		
						261 A Bryant	0 7	239 A		Wagner	2 5		
						284 A Rider	2 4	239 A		Wagner	2 10		
						284 A Rider	0 5	140 A		Massachusetts	4 3		
						264 A Mt. St. Mary's	7 12	140 A		Massachusetts	1 5		

Non-Div. I Games:

Fairleigh Dickinson

U
M
E
S

UMES

Average RPI Win:	284	WON-LOST	WINNING	LAST 10	STRENGTH OF	OPP. STRENGTH	TEAM	ADJ	CONF.	ADJ CONF.					
Average RPI Loss:	177	RECORD	PCT. RANK	GAMES	SCHEDULE	OF SCHEDULE	RPI	RPI	RPI	RPI					
DIV. I ONLY	7-27-0	.20588	278	2-8-0	279	267	285	.33632	288	32	32				
DIV. I NON-CONF.	1-19-0	.05	290	0-3-0	190	180	282	.35865	284	32	32				
<hr/>															
TOTALS	RPI 1-25	RPI 26-50		W-L RECORDS		RPI 51-100		RPI 101-150		RPI 150+					
7-27-0	0-0-0	0-3-0		OVERALL		0-3-0		0-4-0		7-17-0					
5-10-0	0-0-0	0-0-0		HOME		0-0-0		0-1-0		5-9-0					
2-10-0	0-0-0	0-2-0		AWAY		0-1-0		0-2-0		2-4-0					
0-7-0	0-0-0	0-1-0		NEUTRAL		0-2-0		0-0-0		0-4-0					
<hr/>															
1-19-0	0-0-0	0-3-0		NON-CONFERENCE		0-3-0		0-4-0		1-9-0					
1-6-0	0-0-0	0-0-0		HOME		0-0-0		0-1-0		1-5-0					
0-6-0	0-0-0	0-0-		AWAY		0-1-0		0-3-0		0-0-0					
0-7-0	0-0-0	0-1-0		NEUTRAL		0-2-0		0-0-0		0-4-0					
<hr/>															
6-8-0	0-0-0	0-0-0		CONFERENCE		0-0-0		0-0-0		6-8-0					
4-4-0	0-0-0	0-0-0		HOME		0-0-0		0-0-0		4-4-0					
2-4-0	0-0-0	0-0-0		AWAY		0-0-0		0-0-0		2-4-0					
0-0-0	0-0-0	0-0-0		NEUTRAL		0-0-0		0-0-0		0-0-0					
<hr/>															
RPI	S	Opponent	Score	RPI	S	Opponent	Score	RPI	S	Opponent	Score				
				30	A	Ole Miss	1 10	56	N	McNeese	2 12	102	A	Southern Miss.	1 9
				34	A	Mississippi St.	0 14	69	A	South Ala.	1 11	102	H	Southern Miss.	5 21
				37	N	Oklahoma St.	2 11	80	N	Murray St.	4 10	107	A	Nicholls St.	0 13
												107	A	Nicholls St.	0 8
												151	N	Eastern Ky.	0 8
												182	N	Bowling Green	0 7
												182	N	Bowling Green	0 4
												183	N	Butler	4 10
												184	H	Southeast Mo. St.	2 13
												193	H	Central Ark.	5 13
								265	H	Tennessee St.	11 17				
								265	H	Tennessee St.	5 8				
								266	A	Alcorn	0 5				
								266	A	Alcorn	3 6				
								266	A	Alcorn	1 9				
								270	H	Mississippi Val.	6 10				
								270	H	Mississippi Val.	7 5				
								270	H	Mississippi Val.	11 3				
								271	H	Prairie View	3 11				
								271	H	Prairie View	1 7				
								271	H	Prairie View	5 7				
				LAST 10 GAMES				281	H	N.C. A&T	9 4				
				270	H	Mississippi Val.	7 5	266	A	Alcorn	3 6	281	H	N.C. A&T	2 11
				270	H	Mississippi Val.	6 10	266	A	Alcorn	1 9	290	H	Southern U.	6 5
				270	H	Mississippi Val.	11 3	266	A	Alcorn	0 5	290	H	Southern U.	7 6
				102	A	Southern Miss.	1 9	102	H	Southern Miss.	5 21	295	A	Grambling	13 4
				34	A	Mississippi St.	0 14	295	A	Grambling	3 8	295	A	Grambling	6 5
<hr/>															
Non-Div. I Games:	William Carey	0	11	Stillman	8	4	Clark Atlanta	7	5	Jarvis Christian	4	3			
	Clark Atlanta	11	6	William Carey	5	6						Jackson St.			

Average RPI Win: 281		WON-LOST	WINNING	LAST 10	STRENGTH OF		OPP. STRENGTH	TEAM	ADJ		CONF.	ADJ CONF.
Average RPI Loss: 185		RECORD	PCT. RANK	GAMES	SCHEDULE		OF SCHEDULE	RPI	RPI		RPI	RPI
DIV. I ONLY		2-31-0	.06061	294	262		245	290	.33014		289	31
DIV. I NON-CONF.		0-21-0	0	292	229		173	290	.34844		287	31
TOTALS		RPI 1-25	RPI 26-50		W-L RECORDS		RPI 51-100		RPI 101-150		RPI 150+	
2-31-0		0-0-0	0-2-0		OVERALL		0-4-0		0-3-0		2-22-0	
2-11-0		0-0-0	0-0-0		HOME		0-0-0		0-0-0		2-11-0	
0-7-0		0-0-0	0-1-0		AWAY		0-1-0		0-0-0		0-4-0	
0-13-0		0-0-0	0-1-0		NEUTRAL		0-2-0		0-3-0		0-7-0	
0-21-0		0-0-0	0-2-0		NON-CONFERENCE		0-4-0		0-3-0		0-12-0	
0-5-0		0-0-0	0-0-0		HOME		0-0-0		0-0-0		0-5-0	
0-4-0		0-0-0	0-0-		AWAY		0-2-0		0-0-0		0-1-0	
0-12-0		0-0-0	0-1-0		NEUTRAL		0-2-0		0-3-0		0-6-0	
2-10-0		0-0-0	0-0-0		CONFERENCE		0-0-0		0-0-0		2-10-0	
2-6-0		0-0-0	0-0-0		HOME		0-0-0		0-0-0		2-6-0	
0-3-0		0-0-0	0-0-0		AWAY		0-0-0		0-0-0		0-3-0	
0-1-0		0-0-0	0-0-0		NEUTRAL		0-0-0		0-0-0		0-1-0	
RPI S	Opponent	Score	RPI S	Opponent	Score	RPI S	Opponent	Score	RPI S	Opponent	Score	
			27 N	Marshall	1 10	53 N	Georgia St.	0 8	120 N	Eastern Ill.	1 7	
			43 A	Kennesaw St.	0 14	82 A	Ga. Southern	10 18	122 N	Kansas	0 8	
						83 A	North Florida	2 8	123 N	Morehead St.	2 15	
						94 N	Boise St.	0 12	151 N	Eastern Ky.	2 14	
									170 N	Austin Peay	2 12	
									185 A	Charleston So.	0 12	
									185 H	Charleston So.	0 7	
									185 H	Charleston So.	2 11	
									195 N	Saint Louis	4 10	
									216 H	Presbyterian	5 6	
									216 N	Presbyterian	0 7	
									216 N	Presbyterian	3 8	
									236 A	Bethune-Cookman	0 13	
									236 A	Bethune-Cookman	3 9	
									236 A	Bethune-Cookman	2 10	
									241 H	Florida A&M	0 15	
									241 H	Florida A&M	3 20	
									241 H	Florida A&M	1 14	
									243 H	Gardner-Webb	6 18	
									243 H	Gardner-Webb	2 4	
									244 N	Delaware St.	0 16	
									250 N	South Dakota St.	6 14	
									281 H	N.C. A&T	6 3	
									281 H	N.C. A&T	5 4	
									281 H	N.C. A&T	6 7	
									287 H	UMES	0 11	
									287 H	UMES	13 14	
											13 14	

Non-Div. I Games:

South Carolina St.

Average RPI Win: 278		WON-LOST	WINNING	LAST 10	STRENGTH OF	OPP. STRENGTH	TEAM	ADJ	CONF.	ADJ CONF.							
Average RPI Loss: 208		RECORD	PCT. RANK	GAMES	SCHEDULE	OF SCHEDULE	RPI	RPI	RPI	RPI							
DIV. I ONLY		5-15-0	.25	271	2-8-0	288	293	287	.32735	290	32	32					
DIV. I NON-CONF.		1-6-0	.14286	273	0-2-0	187	198	265	.38	269	32	32					
<hr/>																	
TOTALS		RPI 1-25		RPI 26-50		W-L RECORDS		RPI 51-100		RPI 101-150		RPI 150+					
5-15-0		0-2-0		0-0-0		OVERALL		0-2-0		0-1-0		5-10-0					
3-4-0		0-0-0		0-0-0		HOME		0-0-0		0-0-0		3-4-0					
2-9-0		0-0-0		0-0-0		AWAY		0-2-0		0-1-0		2-6-0					
0-2-0		0-2-0		0-0-0		NEUTRAL		0-0-0		0-0-0		0-0-0					
1-6-0		0-2-0		0-0-0		NON-CONFERENCE		0-2-0		0-1-0		1-1-0					
1-1-0		0-0-0		0-0-0		HOME		0-0-0		0-0-0		1-1-0					
0-3-0		0-0-0		0-0-		AWAY		0-2-0		0-1-0		0-0-0					
0-2-0		0-2-0		0-0-0		NEUTRAL		0-0-0		0-0-0		0-0-0					
4-9-0		0-0-0		0-0-0		CONFERENCE		0-0-0		0-0-0		4-9-0					
2-3-0		0-0-0		0-0-0		HOME		0-0-0		0-0-0		2-3-0					
2-6-0		0-0-0		0-0-0		AWAY		0-0-0		0-0-0		2-6-0					
0-0-0		0-0-0		0-0-0		NEUTRAL		0-0-0		0-0-0		0-0-0					
RPI	S	Opponent		Score		RPI	S	Opponent		Score		RPI	S	Opponent		Score	
25	N	Texas St.		0	8							102	A	Southern Miss.		0	6
25	N	Texas St.		1	6							270	A	Mississippi Val.		6	1
												270	A	Mississippi Val.		1	6
												270	A	Mississippi Val.		5	4
												271	A	Prairie View		2	5
												271	A	Prairie View		11	12
												271	A	Prairie View		4	6
												272	H	Alabama A&M		3	10
												272	H	Alabama A&M		2	1
												283	H	Texas Southern		5	6
												283	H	Texas Southern		4	3
												283	H	Texas Southern		3	5
												288	A	Jackson St.		6	7
												288	A	Jackson St.		5	6
												294	H	Coppin St.		5	10
												294	H	Coppin St.		13	2
<hr/>																	
LAST 10 GAMES																	
283 H Texas Southern						4	3	271 A Prairie View						4	6		
283 H Texas Southern						5	6	271 A Prairie View						11	12		
283 H Texas Southern						3	5	271 A Prairie View						2	5		
102 A Southern Miss.						0	6	272 H Alabama A&M						3	10		
87 A La.-Monroe						2	12	272 H Alabama A&M						2	1		
<hr/>																	
Non-Div. I Games:		Talladega		8	2	Rust		16	1	Rust		19	2	Rust		11	0
		Jarvis Christian		3	0	LSU-Alexandria		0	10	Huston-Tillotson		9	7	Langston		13	2
<hr/>																	

Average RPI Win:		285	WON-LOST RECORD		WINNING PCT. RANK		LAST 10 GAMES		STRENGTH OF SCHEDULE		OPP. STRENGTH OF SCHEDULE		TEAM RPI		ADJ RPI		CONF. RPI		ADJ CONF. RPI	
DIV. I ONLY			3-31-0		.08824 288		0-10-0		272		281		291		.31115 291		29		29	
DIV. I NON-CONF.			3-24-0		.11111 279		0-3-0		272		289		291		.32405 291		29		29	
TOTALS		RPI 1-25		RPI 26-50		W-L RECORDS		RPI 51-100		RPI 101-150		RPI 150+								
3-31-0		0-1-0		0-0-0		OVERALL		0-3-0		0-2-0		3-25-0								
0-7-0		0-0-0		0-0-0		HOME		0-0-0		0-0-0		0-7-0								
2-10-0		0-0-0		0-0-0		AWAY		0-0-0		0-1-0		2-7-0								
1-14-0		0-1-0		0-0-0		NEUTRAL		0-3-0		0-1-0		1-9-0								
3-24-0		0-1-0		0-0-0		NON-CONFERENCE		0-3-0		0-2-0		3-18-0								
0-0-0		0-0-0		0-0-0		HOME		0-0-0		0-0-0		0-0-0								
2-10-0		0-0-0		0-0-		AWAY		0-0-0		0-1-0		2-9-0								
1-14-0		0-1-0		0-0-0		NEUTRAL		0-3-0		0-1-0		1-9-0								
0-7-0		0-0-0		0-0-0		CONFERENCE		0-0-0		0-0-0		0-7-0								
0-7-0		0-0-0		0-0-0		HOME		0-0-0		0-0-0		0-7-0								
0-0-0		0-0-0		0-0-0		AWAY		0-0-0		0-0-0		0-0-0								
0-0-0		0-0-0		0-0-0		NEUTRAL		0-0-0		0-0-0		0-0-0								
RPI	S	Opponent		Score		RPI	S	Opponent		Score		RPI	S	Opponent		Score				
3	N	Arizona		0 18								110	N	Ball St.		0 5				
								53	N	Georgia St.	1 16			133	A	Loyola Marymount	5 11			
								73	N	Central Mich.	2 10			164	A	Army West Point	0 3			
								94	N	Boise St.	1 10			164	A	Army West Point	1 5			
														173	N	Iona	2 12			
														188	N	North Dakota	0 9			
														191	H	UMass Lowell	0 6			
														191	H	UMass Lowell	1 3			
														197	H	Maine	6 7			
														197	H	Maine	4 8			
														197	H	Maine	2 6			
														199	A	Seton Hall	0 8			
														214	A	Quinnipiac	0 5			
														214	A	Quinnipiac	1 2			
														223	A	Manhattan	2 3			
														223	A	Manhattan	2 9			
														226	N	Western Mich.	0 11			
														254	N	CSU Bakersfield	3 6			
														268	N	Fort Wayne	3 12			
														273	H	Stony Brook	0 12			
														273	H	Stony Brook	6 9			
														277	N	Buffalo	0 7			
														277	N	Buffalo	5 6			
														279	A	Brown	1 5			
														279	A	Brown	1 9			
														279	N	Brown	1 3			
														282	A	Norfolk St.	6 5			
LAST 10 GAMES																				
				273	H	Stony Brook	6 9	164	A	Army West Point	0 3	277	N	Buffalo	5 6					
				273	H	Stony Brook	0 12	164	A	Army West Point	1 5	279	A	Brown	1 5					
				197	H	Maine	4 8	191	H	UMass Lowell	1 3	279	A	Brown	1 9					
				197	H	Maine	2 6	191	H	UMass Lowell	0 6	279	N	Brown	1 3					
				197	H	Maine	6 7	214	A	Quinnipiac	1 2	282	A	Norfolk St.	6 5					

Non-Div. I Games:

Hartford

RPI	S	Opponent	Score	
282	A	Norfolk St.	8	2
292	N	Saint Peter's	15	9
292	N	Saint Peter's	1	10

Hartford

H
a
r
t
f
o
r
d

H
a
r
t
f
o
r
d

Average RPI Win: 253		WON-LOST RECORD		WINNING PCT. RANK		LAST 10 GAMES		STRENGTH OF SCHEDULE		OPP. STRENGTH OF SCHEDULE		TEAM RPI		ADJ RPI		CONF. RPI		ADJ CONF. RPI	
DIV. I ONLY		2-23-0		.08 291		0-10-0		265		295		292		.30505 292		30		30	
DIV. I NON-CONF.		1-15-0		.0625 288		0-4-0		284		295		295		.2917 295		30		30	
TOTALS		RPI 1-25		RPI 26-50		W-L RECORDS		RPI 51-100		RPI 101-150		RPI 150+							
2-23-0		0-0-0		0-0-0		OVERALL		0-0-0		0-0-0		2-23-0							
0-1-0		0-0-0		0-0-0		HOME		0-0-0		0-0-0		0-1-0							
1-15-0		0-0-0		0-0-0		AWAY		0-0-0		0-0-0		1-15-0							
1-7-0		0-0-0		0-0-0		NEUTRAL		0-0-0		0-0-0		1-7-0							
1-15-0		0-0-0		0-0-0		NON-CONFERENCE		0-0-0		0-0-0		1-15-0							
0-0-0		0-0-0		0-0-0		HOME		0-0-0		0-0-0		0-0-0							
0-8-0		0-0-0		0-0-		AWAY		0-0-0		0-0-0		0-8-0							
1-7-0		0-0-0		0-0-0		NEUTRAL		0-0-0		0-0-0		1-7-0							
1-8-0		0-0-0		0-0-0		CONFERENCE		0-0-0		0-0-0		1-8-0							
0-1-0		0-0-0		0-0-0		HOME		0-0-0		0-0-0		0-1-0							
1-7-0		0-0-0		0-0-0		AWAY		0-0-0		0-0-0		1-7-0							
0-0-0		0-0-0		0-0-0		NEUTRAL		0-0-0		0-0-0		0-0-0							
RPI	S	Opponent		Score	RPI	S	Opponent		Score	RPI	S	Opponent		Score	RPI	S	Opponent		Score

Non-Div. I Games:

Saint Peter's

Average RPI Win:	288	WON-LOST RECORD	WINNING PCT. RANK	LAST 10 GAMES	STRENGTH OF SCHEDULE	OPP. STRENGTH OF SCHEDULE	TEAM RPI	ADJ RPI	CONF. RPI	ADJ CONF. RPI		
Average RPI Loss:	230											
DIV. I ONLY		2-26-0	.07143	293	2-8-0	276	294	294	.30145	293	31	31
DIV. I NON-CONF.		0-13-0	0	292	0-0-0	225	290	292	.32404	292	31	31
<hr/>												
TOTALS	RPI 1-25	RPI 26-50		W-L RECORDS		RPI 51-100		RPI 101-150		RPI 150+		
2-26-0	0-0-0	0-1-0		OVERALL		0-0-0		0-2-0		2-23-0		
1-8-0	0-0-0	0-0-0		HOME		0-0-0		0-0-0		1-8-0		
1-8-0	0-0-0	0-1-0		AWAY		0-0-0		0-1-0		1-6-0		
0-10-0	0-0-0	0-0-0		NEUTRAL		0-0-0		0-1-0		0-9-0		
<hr/>												
0-13-0	0-0-0	0-1-0		NON-CONFERENCE		0-0-0		0-2-0		0-10-0		
0-3-0	0-0-0	0-0-0		HOME		0-0-0		0-0-0		0-3-0		
0-2-0	0-0-0	0-0-		AWAY		0-0-0		0-1-0		0-0-0		
0-8-0	0-0-0	0-0-0		NEUTRAL		0-0-0		0-1-0		0-7-0		
<hr/>												
2-13-0	0-0-0	0-0-0		CONFERENCE		0-0-0		0-0-0		2-13-0		
1-5-0	0-0-0	0-0-0		HOME		0-0-0		0-0-0		1-5-0		
1-6-0	0-0-0	0-0-0		AWAY		0-0-0		0-0-0		1-6-0		
0-2-0	0-0-0	0-0-0		NEUTRAL		0-0-0		0-0-0		0-2-0		
<hr/>												
RPI	S	Opponent	Score	RPI	S	Opponent	Score	RPI	S	Opponent	Score	
				45	A	USC Upstate	0 14					
								131	A	Furman	0 8	
								131	N	Furman	0 9	
								198	N	Valparaiso	4 11	
								206	N	Appalachian St.	0 11	
								227	A	Morgan St.	3 4	
								227	A	Morgan St.	0 2	
								227	A	Morgan St.	3 5	
								228	H	Hampton	1 13	
								228	H	Hampton	1 5	
								228	H	Hampton	2 7	
								232	N	Albany (NY)	5 6	
								232	N	Albany (NY)	2 7	
								237	N	Western Caro.	0 14	
								241	N	Florida A&M	1 10	
								241	N	Florida A&M	1 8	
								245	N	Sacred Heart	1 12	
								257	H	UMBC	3 11	
								257	N	UMBC	6 12	
								263	H	Drexel	8 16	
								263	H	Drexel	3 10	
								281	A	N.C. A&T	8 9	
								282	A	Norfolk St.	0 8	
								282	A	Norfolk St.	4 7	
								282	A	Norfolk St.	9 2	
								294	H	Coppin St.	5 9	
								294	H	Coppin St.	3 8	
								294	H	Coppin St.	11 1	
LAST 10 GAMES												
				282	A	Norfolk St.	9 2	294	H	Coppin St.	3 8	
				282	A	Norfolk St.	0 8	227	A	Morgan St.	3 4	
				282	A	Norfolk St.	4 7	227	A	Morgan St.	0 2	
				294	H	Coppin St.	5 9	227	A	Morgan St.	3 5	
				294	H	Coppin St.	11 1	228	H	Hampton	1 13	
								282	A	Norfolk St.	4 7	
								282	A	Norfolk St.	9 2	
								294	H	Coppin St.	5 9	
								294	H	Coppin St.	3 8	
								294	H	Coppin St.	11 1	

Non-Div. I Games:

Howard

Average RPI Win:	282	WON-LOST RECORD	WINNING PCT. RANK	LAST 10 GAMES	STRENGTH OF SCHEDULE	OPP. STRENGTH OF SCHEDULE	TEAM RPI	ADJ RPI	CONF. RPI	ADJ CONF. RPI		
DIV. I ONLY		5-32-0	.13514	286	2-8-0	291	286	293	.28949	294	31	31
DIV. I NON-CONF.		2-26-0	.07143	286	0-4-0	281	285	294	.30002	294	31	31
<hr/>												
TOTALS	RPI 1-25	RPI 26-50		W-L RECORDS		RPI 51-100		RPI 101-150		RPI 150+		
5-32-0	0-0-0	0-0-0		OVERALL		0-1-0		0-6-0		5-25-0		
1-12-0	0-0-0	0-0-0		HOME		0-0-0		0-0-0		1-12-0		
4-12-0	0-0-0	0-0-0		AWAY		0-0-0		0-4-0		4-8-0		
0-8-0	0-0-0	0-0-0		NEUTRAL		0-1-0		0-2-0		0-5-0		
<hr/>												
2-26-0	0-0-0	0-0-0		NON-CONFERENCE		0-1-0		0-6-0		2-19-0		
1-9-0	0-0-0	0-0-0		HOME		0-0-0		0-0-0		1-9-0		
1-9-0	0-0-0	0-0-		AWAY		0-0-0		0-4-0		1-5-0		
0-8-0	0-0-0	0-0-0		NEUTRAL		0-1-0		0-2-0		0-5-0		
<hr/>												
3-6-0	0-0-0	0-0-0		CONFERENCE		0-0-0		0-0-0		3-6-0		
0-3-0	0-0-0	0-0-0		HOME		0-0-0		0-0-0		0-3-0		
3-3-0	0-0-0	0-0-0		AWAY		0-0-0		0-0-0		3-3-0		
0-0-0	0-0-0	0-0-0		NEUTRAL		0-0-0		0-0-0		0-0-0		
<hr/>												
RPI	S	Opponent	Score	RPI	S	Opponent	Score	RPI	S	Opponent	Score	
				89 N UT Martin 0 8				107 N Nicholls St. 0 13				
								113 N Southern Ill. 0 11				
								125 A East Carolina 0 11				
								136 A Delaware 2 3				
								136 A Delaware 3 11				
								145 A Southeastern La. 1 6				
								152 N Virginia 1 8				
								154 N Virginia Tech 3 11				
								154 N Virginia Tech 0 10				
								199 N Seton Hall 1 10				
								201 H George Washington 5 6				
								201 H George Washington 3 12				
								235 H Marist 3 6				
								235 H Marist 0 8				
								235 H Marist 3 11				
								244 H Delaware St. 1 6				
								244 H Delaware St. 4 12				
								244 H Delaware St. 9 11				
								247 H Lafayette 3 2				
								257 A UMBC 3 6				
								257 A UMBC 4 10				
								263 H Drexel 0 3				
								263 H Drexel 0 13				
								264 A Mt. St. Mary's 7 8				
								264 A Mt. St. Mary's 1 4				
								270 N Mississippi Val. 3 7				
				284 H Rider 3 6								

Non-Div. I Games:

Coppin St.

Coppin St.

Average RPI Win: Average RPI Loss:	282 211	WON-LOST RECORD	WINNING PCT. RANK	LAST 10 GAMES	STRENGTH OF SCHEDULE	OPP. STRENGTH OF SCHEDULE	TEAM RPI	ADJ RPI	CONF. RPI	ADJ CONF. RPI
DIV. I ONLY		2-21-0	.08696 289	2-8-0	282	291	295	.26543 295	32	32
DIV. I NON-CONF.		0-9-0	0 292	0-1-0	44	222	268	.34623 289	32	32
TOTALS	RPI 1-25	RPI 26-50	W-L RECORDS	RPI 51-100	RPI 101-150	RPI 150+				
2-21-0	0-0-0	0-1-0	OVERALL	0-4-0	0-0-0	2-16-0				
2-7-0	0-0-0	0-0-0	HOME	0-0-0	0-0-0	2-7-0				
0-6-0	0-0-0	0-0-0	AWAY	0-2-0	0-0-0	0-3-0				
0-8-0	0-0-0	0-1-0	NEUTRAL	0-1-0	0-0-0	0-6-0				
0-9-0	0-0-0	0-1-0	NON-CONFERENCE	0-4-0	0-0-0	0-4-0				
0-0-0	0-0-0	0-0-0	HOME	0-0-0	0-0-0	0-0-0				
0-3-0	0-0-0	0-0-	AWAY	0-3-0	0-0-0	0-0-0				
0-6-0	0-0-0	0-1-0	NEUTRAL	0-1-0	0-0-0	0-4-0				
2-12-0	0-0-0	0-0-0	CONFERENCE	0-0-0	0-0-0	2-12-0				
2-7-0	0-0-0	0-0-0	HOME	0-0-0	0-0-0	2-7-0				
0-3-0	0-0-0	0-0-0	AWAY	0-0-0	0-0-0	0-3-0				
0-2-0	0-0-0	0-0-0	NEUTRAL	0-0-0	0-0-0	0-2-0				
RPI S Opponent Score	RPI S Opponent Score	RPI S Opponent Score	RPI S Opponent Score	RPI S Opponent Score	RPI S Opponent Score	RPI S Opponent Score				
	40 N SIUE 2 10		86 N UNI 1 4		158 N Northwestern St. 1 13					
			87 A La.-Monroe 1 10		196 N Sam Houston St. 0 15					
			93 A Louisiana Tech 0 15		196 N Sam Houston St. 0 10					
			93 A Louisiana Tech 0 6		196 N Sam Houston St. 1 9					
					266 A Alcorn 3 6					
					266 A Alcorn 0 4					
					266 A Alcorn 1 9					
					270 N Mississippi Val. 1 10					
					270 N Mississippi Val. 0 9					
					271 H Prairie View 4 10					
					271 H Prairie View 0 8					
					271 H Prairie View 2 11					
					276 H Ark.-Pine Bluff 2 6					
					276 H Ark.-Pine Bluff 2 15					
					276 H Ark.-Pine Bluff 5 2					
					288 H Jackson St. 4 13					
					288 H Jackson St. 5 6					
					288 H Jackson St. 8 3					
		LAST 10 GAMES								
		271 H Prairie View 0 8		276 H Ark.-Pine Bluff 5 2						
		271 H Prairie View 4 10		276 H Ark.-Pine Bluff 2 6						
		271 H Prairie View 2 11		288 H Jackson St. 8 3						
		93 A Louisiana Tech 0 15		288 H Jackson St. 5 6						
		276 H Ark.-Pine Bluff 2 15		288 H Jackson St. 4 13						
Non-Div. I Games:	Centenary (LA) Lindenwood (IL)	9 4 4 8	Jarvis Christian Centenary (LA)	0 9 6 3	LSU-Alexandria Centenary (LA)	4 5 6 5	Centenary (LA) Huston-Tillotson	13 12 7 6		

Grambling

Through Games Of April 16, 2017

Non-Div. I Games:

Texas Wesleyan
Langston

0
9

11
4

Jarvis Christian
Lindenwood (IL)

15
3

5
11

Jarvis Christian
Jarvis Christian

8
15

0
0

Jarvis Christian
Lincoln (MO)

0
4

4
13

Grambling
Grambling

Grambling