

Average RPI Win:	23	WON-LOST	WINNING	LAST 10	STRENGTH OF	OPP. STRENGTH	TEAM	ADJ	CONF.	ADJ CONF.			
Average RPI Loss:	38	RECORD	PCT. RANK	GAMES	SCHEDULE	OF SCHEDULE	RPI	RPI	RPI	RPI			
DIV. I ONLY		4-1-2	.71429	29	4-1-2	1	2	2	.69945	1	2	2	
DIV. I NON-CONF.		2-1-1	.625	51	2-1-1	2	9	6	.66562	6	4	4	
<hr/>													
TOTALS	RPI 1-25	RPI 26-50		W-L RECORDS		RPI 51-100		RPI 101-150		RPI 150+			
4-1-2	3-0-2	1-1-0		OVERALL		0-0-0		0-0-0		0-0-0			
2-1-0	1-0-0	1-1-0		HOME		0-0-0		0-0-0		0-0-0			
1-0-1	1-0-1	0-0-0		AWAY		0-0-0		0-0-0		0-0-0			
1-0-1	1-0-1	0-0-0		NEUTRAL		0-0-0		0-0-0		0-0-0			
2-1-1	1-0-1	1-1-0		NON-CONFERENCE		0-0-0		0-0-0		0-0-0			
1-1-0	0-0-0	1-1-0		HOME		0-0-0		0-0-0		0-0-0			
0-0-0	0-0-0	0-0-		AWAY		0-0-0		0-0-0		0-0-0			
1-0-1	1-0-1	0-0-0		NEUTRAL		0-0-0		0-0-0		0-0-0			
2-0-1	2-0-1	0-0-0		CONFERENCE		0-0-0		0-0-0		0-0-0			
1-0-0	1-0-0	0-0-0		HOME		0-0-0		0-0-0		0-0-0			
1-0-1	1-0-1	0-0-0		AWAY		0-0-0		0-0-0		0-0-0			
0-0-0	0-0-0	0-0-0		NEUTRAL		0-0-0		0-0-0		0-0-0			
RPI	S	Opponent	Score		RPI	S	Opponent	Score		RPI	S	Opponent	Score
4	A	Syracuse	1	0	38	H	Kentucky	0	1				
13	A	Virginia	1	1	44	H	Dartmouth	4	1				
16	N	Georgetown	0	0									
21	H	North Carolina	2	0									
24	N	Marquette	2	1									
<hr/>													
LAST 10 GAMES													
21	H	North Carolina	2	0	16	N	Georgetown	0	0				
13	A	Virginia	1	1	24	N	Marquette	2	1				
4	A	Syracuse	1	0									
38	H	Kentucky	0	1									
44	H	Dartmouth	4	1									

Non-Div. I Games:

Notre Dame

Average RPI Win:		76	WON-LOST RECORD		WINNING PCT. RANK		LAST 10 GAMES		STRENGTH OF SCHEDULE		OPP. STRENGTH OF SCHEDULE		TEAM RPI		ADJ RPI		CONF. RPI		ADJ CONF. RPI					
Average RPI Loss:		0																						
DIV. I ONLY			8-0-1		.94444		1		8-0-1		14		72		3		.69335		2		5		5	
DIV. I NON-CONF.			8-0-1		.94444		2		8-0-1		17		69		3		.69335		1		5		5	
TOTALS		RPI 1-25		RPI 26-50		W-L RECORDS		RPI 51-100		RPI 101-150		RPI 150+												
8-0-1		0-0-1		2-0-0		OVERALL		5-0-0		0-0-0		1-0-0												
2-0-0		0-0-0		0-0-0		HOME		1-0-0		0-0-0		1-0-0												
3-0-1		0-0-1		0-0-0		AWAY		3-0-0		0-0-0		0-0-0												
3-0-0		0-0-0		2-0-0		NEUTRAL		1-0-0		0-0-0		0-0-0												
8-0-1		0-0-1		2-0-0		NON-CONFERENCE		5-0-0		0-0-0		1-0-0												
2-0-0		0-0-0		0-0-0		HOME		1-0-0		0-0-0		1-0-0												
3-0-1		0-0-1		0-0-		AWAY		3-0-0		0-0-0		0-0-0												
3-0-0		0-0-0		2-0-0		NEUTRAL		1-0-0		0-0-0		0-0-0												
0-0-0		0-0-0		0-0-0		CONFERENCE		0-0-0		0-0-0		0-0-0												
0-0-0		0-0-0		0-0-0		HOME		0-0-0		0-0-0		0-0-0												
0-0-0		0-0-0		0-0-0		AWAY		0-0-0		0-0-0		0-0-0												
0-0-0		0-0-0		0-0-0		NEUTRAL		0-0-0		0-0-0		0-0-0												
RPI	S	Opponent		Score		RPI	S	Opponent		Score		RPI	S	Opponent		Score								
16	A	Georgetown		1	1	27	N	Clemson		2	1	53	A	Loyola Marymount		3	2	188	H	Pacific		3	0	
						39	N	Denver		2	1	57	A	West Virginia		3	2							
												77	A	UNLV		4	2							
												78	H	San Diego		1	0							
												91	N	Utah Valley		2	1							
LAST 10 GAMES																								
						53	A	Loyola Marymount		3	2	91	N	Utah Valley		2	1							
						16	A	Georgetown		1	1	77	A	UNLV		4	2							
						57	A	West Virginia		3	2	78	H	San Diego		1	0							
						27	N	Clemson		2	1	188	H	Pacific		3	0							
						39	N	Denver		2	1													

Non-Div. I Games:

UC Irvine

[illegible]

Non-Div. I Games:	Belmont Abbey	1	1
-------------------	---------------	---	---

Davidson

Average RPI Win:	72	WON-LOST	WINNING	LAST 10	STRENGTH OF	OPP. STRENGTH	TEAM	ADJ	CONF.	ADJ CONF.		
Average RPI Loss:	1	RECORD	PCT. RANK	GAMES	SCHEDULE	OF SCHEDULE	RPI	RPI	RPI	RPI		
DIV. I ONLY		8-1-0	.88889	5	8-1-0	39	4	5	.66071	4	2	2
DIV. I NON-CONF.		6-0-0	1	1	6-0-0	66	40	11	.62275	14	4	4
<hr/>												
TOTALS	RPI 1-25	RPI 26-50		W-L RECORDS		RPI 51-100		RPI 101-150		RPI 150+		
8-1-0	1-1-0	3-0-0		OVERALL		2-0-0		1-0-0		1-0-0		
4-1-0	1-1-0	2-0-0		HOME		0-0-0		0-0-0		1-0-0		
4-0-0	0-0-0	1-0-0		AWAY		2-0-0		1-0-0		0-0-0		
0-0-0	0-0-0	0-0-0		NEUTRAL		0-0-0		0-0-0		0-0-0		
6-0-0	0-0-0	2-0-0		NON-CONFERENCE		2-0-0		1-0-0		1-0-0		
3-0-0	0-0-0	2-0-0		HOME		0-0-0		0-0-0		1-0-0		
3-0-0	0-0-0	0-0-		AWAY		2-0-0		1-0-0		0-0-0		
0-0-0	0-0-0	0-0-0		NEUTRAL		0-0-0		0-0-0		0-0-0		
2-1-0	1-1-0	1-0-0		CONFERENCE		0-0-0		0-0-0		0-0-0		
1-1-0	1-1-0	0-0-0		HOME		0-0-0		0-0-0		0-0-0		
1-0-0	0-0-0	1-0-0		AWAY		0-0-0		0-0-0		0-0-0		
0-0-0	0-0-0	0-0-0		NEUTRAL		0-0-0		0-0-0		0-0-0		
RPI	S	Opponent	Score	RPI	S	Opponent	Score	RPI	S	Opponent	Score	
1	H	Notre Dame	0 1	27	A	Clemson	1 0	65	A	Rutgers	1 0	
13	H	Virginia	1 0	37	H	St. Mary's (CA)	3 0	99	A	St. John's (NY)	1 0	
				42	H	Cornell	3 0	153	H	Niagara	3 0	
<hr/>												
				LAST 10 GAMES								
				13	H	Virginia	1 0	42	H	Cornell	3 0	
				137	A	Binghamton	1 0	1	H	Notre Dame	0 1	
				27	A	Clemson	1 0	99	A	St. John's (NY)	1 0	
				153	H	Niagara	3 0	65	A	Rutgers	1 0	
								37	H	St. Mary's (CA)	3 0	

Average RPI Win:	73	WON-LOST RECORD	WINNING PCT. RANK	LAST 10 GAMES		STRENGTH OF SCHEDULE	OPP. STRENGTH OF SCHEDULE	TEAM RPI	ADJ RPI	CONF. RPI	ADJ CONF. RPI
DIV. I ONLY		6-1-1	.8125 12	6-1-1		7	36	4	.6578 5	4	4
DIV. I NON-CONF.		5-1-1	.78571 16	5-1-1		7	37	4	.66839 5	3	3
TOTALS	RPI 1-25		RPI 26-50	W-L RECORDS		RPI 51-100		RPI 101-150		RPI 150+	
6-1-1	1-1-0		2-0-0	OVERALL		1-0-1		1-0-0		1-0-0	
5-1-0	1-1-0		2-0-0	HOME		1-0-0		0-0-0		1-0-0	
1-0-1	0-0-0		0-0-0	AWAY		0-0-1		1-0-0		0-0-0	
0-0-0	0-0-0		0-0-0	NEUTRAL		0-0-0		0-0-0		0-0-0	
5-1-1	1-1-0		2-0-0	NON-CONFERENCE		1-0-1		0-0-0		1-0-0	
5-1-0	1-1-0		2-0-0	HOME		1-0-0		0-0-0		1-0-0	
0-0-1	0-0-0		0-0-	AWAY		0-0-1		0-0-0		0-0-0	
0-0-0	0-0-0		0-0-0	NEUTRAL		0-0-0		0-0-0		0-0-0	
1-0-0	0-0-0		0-0-0	CONFERENCE		0-0-0		1-0-0		0-0-0	
0-0-0	0-0-0		0-0-0	HOME		0-0-0		0-0-0		0-0-0	
1-0-0	0-0-0		0-0-0	AWAY		0-0-0		1-0-0		0-0-0	
0-0-0	0-0-0		0-0-0	NEUTRAL		0-0-0		0-0-0		0-0-0	
RPI S Opponent Score	RPI S Opponent Score	RPI S Opponent Score	RPI S Opponent Score	RPI S Opponent Score	RPI S Opponent Score	RPI S Opponent Score	RPI S Opponent Score	RPI S Opponent Score	RPI S Opponent Score	RPI S Opponent Score	RPI S Opponent Score
6 H Saint Louis 0 1	47 H Santa Clara 1 0	59 A Tulsa 1 1	102 A Villanova 1 0	19 H Stanford 2 0	48 H Ill.-Chicago 3 1	68 H Western Ill. 1 0	151 H Cincinnati 3 0				
LAST 10 GAMES											
102 A Villanova 1 0				151 H Cincinnati 3 0							
6 H Saint Louis 0 1				68 H Western Ill. 1 0							
48 H Ill.-Chicago 3 1				47 H Santa Clara 1 0							
59 A Tulsa 1 1				19 H Stanford 2 0							

Non-Div. I Games:

Creighton

Average RPI Win:	89	WON-LOST RECORD	WINNING PCT. RANK	LAST 10 GAMES	STRENGTH OF SCHEDULE	OPP. STRENGTH OF SCHEDULE	TEAM RPI	ADJ RPI	CONF. RPI	ADJ CONF. RPI	
DIV. I ONLY	7-1-0	.875	6	7-1-0	26	64	6	.65613	6	7	7
DIV. I NON-CONF.	7-1-0	.875	6	7-1-0	31	60	7	.65613	7	7	7
<hr/>											
TOTALS	RPI 1-25	RPI 26-50		W-L RECORDS	RPI 51-100		RPI 101-150		RPI 150+		
7-1-0	2-0-0	0-0-0		OVERALL	2-1-0		1-0-0		2-0-0		
6-0-0	1-0-0	0-0-0		HOME	2-0-0		1-0-0		2-0-0		
1-1-0	1-0-0	0-0-0		AWAY	0-1-0		0-0-0		0-0-0		
0-0-0	0-0-0	0-0-0		NEUTRAL	0-0-0		0-0-0		0-0-0		
7-1-0	2-0-0	0-0-0		NON-CONFERENCE	2-1-0		1-0-0		2-0-0		
6-0-0	1-0-0	0-0-0		HOME	2-0-0		1-0-0		2-0-0		
1-1-0	1-0-0	0-0-		AWAY	0-1-0		0-0-0		0-0-0		
0-0-0	0-0-0	0-0-0		NEUTRAL	0-0-0		0-0-0		0-0-0		
0-0-0	0-0-0	0-0-0		CONFERENCE	0-0-0		0-0-0		0-0-0		
0-0-0	0-0-0	0-0-0		HOME	0-0-0		0-0-0		0-0-0		
0-0-0	0-0-0	0-0-0		AWAY	0-0-0		0-0-0		0-0-0		
0-0-0	0-0-0	0-0-0		NEUTRAL	0-0-0		0-0-0		0-0-0		
RPI	S	Opponent	Score	RPI	S	Opponent	Score	RPI	S	Opponent	Score
5	A	Creighton	1 0					144	H	Evansville	3 1
8	H	Louisville	1 0					160	H	UMKC	2 0
								171	H	Central Ark.	2 0

Non-Div. I Games:

Saint Louis

Average RPI Win:	81	WON-LOST RECORD	WINNING PCT. RANK	LAST 10 GAMES		STRENGTH OF SCHEDULE	OPP. STRENGTH OF SCHEDULE	TEAM RPI		ADJ RPI	CONF. RPI	ADJ CONF. RPI
DIV. I ONLY		6-1-0	.85714 8	6-1-0		29	32	7		.6558 7	6	6
DIV. I NON-CONF.		5-1-0	.83333 10	5-1-0		43	39	9		.63899 9	6	6
<hr/>												
TOTALS	RPI 1-25		RPI 26-50	W-L RECORDS		RPI 51-100		RPI 101-150		RPI 150+		
6-1-0	2-0-0		0-1-0	OVERALL		2-0-0		1-0-0		1-0-0		
3-1-0	1-0-0		0-1-0	HOME		1-0-0		1-0-0		0-0-0		
3-0-0	1-0-0		0-0-0	AWAY		1-0-0		0-0-0		1-0-0		
0-0-0	0-0-0		0-0-0	NEUTRAL		0-0-0		0-0-0		0-0-0		
5-1-0	1-0-0		0-1-0	NON-CONFERENCE		2-0-0		1-0-0		1-0-0		
2-1-0	0-0-0		0-1-0	HOME		1-0-0		1-0-0		0-0-0		
3-0-0	1-0-0		0-0-	AWAY		1-0-0		0-0-0		1-0-0		
0-0-0	0-0-0		0-0-0	NEUTRAL		0-0-0		0-0-0		0-0-0		
1-0-0	1-0-0		0-0-0	CONFERENCE		0-0-0		0-0-0		0-0-0		
1-0-0	1-0-0		0-0-0	HOME		0-0-0		0-0-0		0-0-0		
0-0-0	0-0-0		0-0-0	AWAY		0-0-0		0-0-0		0-0-0		
0-0-0	0-0-0		0-0-0	NEUTRAL		0-0-0		0-0-0		0-0-0		
<hr/>												
RPI S	Opponent	Score	RPI S	Opponent	Score	RPI S	Opponent	Score	RPI S	Opponent	Score	
10 A	Winthrop	3 0	29 H	Coastal Caro.	1 2	73 A	Campbell	6 1	127 H	Wofford	3 2	
23 H	New Mexico	2 0				75 H	Radford	2 1	179 A	UNC Greensboro	2 0	
<hr/>												
LAST 10 GAMES												
10 A Winthrop 3 0			23 H New Mexico 2 0			73 A Campbell 6 1						
179 A UNC Greensboro 2 0			75 H Radford 2 1			127 H Wofford 3 2						
29 H Coastal Caro. 1 2												

Non-Div. I Games:

Charlotte

Average RPI Win:		85	WON-LOST RECORD		WINNING PCT. RANK		LAST 10 GAMES		STRENGTH OF SCHEDULE		OPP. STRENGTH OF SCHEDULE		TEAM RPI		ADJ RPI		CONF. RPI		ADJ CONF. RPI	
DIV. I ONLY			5-1-1		.78571	13	5-1-1		11		45		8		.64602	8	2		2	
DIV. I NON-CONF.			2-1-1		.625	51	2-1-1		1		23		2		.68206	4	4		4	
TOTALS		RPI 1-25		RPI 26-50		W-L RECORDS		RPI 51-100		RPI 101-150		RPI 150+								
5-1-1		0-1-0		2-0-1		OVERALL		2-0-0		0-0-0		1-0-0								
3-0-1		0-0-0		1-0-1		HOME		1-0-0		0-0-0		1-0-0								
2-1-0		0-1-0		1-0-0		AWAY		1-0-0		0-0-0		0-0-0								
0-0-0		0-0-0		0-0-0		NEUTRAL		0-0-0		0-0-0		0-0-0								
2-1-1		0-1-0		1-0-1		NON-CONFERENCE		1-0-0		0-0-0		0-0-0								
1-0-1		0-0-0		0-0-1		HOME		1-0-0		0-0-0		0-0-0								
1-1-0		0-1-0		1-0-		AWAY		0-0-0		0-0-0		0-0-0								
0-0-0		0-0-0		0-0-0		NEUTRAL		0-0-0		0-0-0		0-0-0								
3-0-0		0-0-0		1-0-0		CONFERENCE		1-0-0		0-0-0		1-0-0								
2-0-0		0-0-0		1-0-0		HOME		0-0-0		0-0-0		1-0-0								
1-0-0		0-0-0		0-0-0		AWAY		1-0-0		0-0-0		0-0-0								
0-0-0		0-0-0		0-0-0		NEUTRAL		0-0-0		0-0-0		0-0-0								
RPI	S	Opponent		Score		RPI	S	Opponent		Score		RPI	S	Opponent		Score				
6	A	Saint Louis		0	1	38	A	Kentucky		2	1	83	H	Maryland		1	0			
						41	H	Duke		5	0	93	A	Boston College		3	2			
						42	H	Cornell		0	0									
LAST 10 GAMES																				
						169	H	Pittsburgh		4	1	38	A	Kentucky		2	1			
						83	H	Maryland		1	0	93	A	Boston College		3	2			
												41	H	Duke		5	0			
												6	A	Saint Louis		0	1			
												42	H	Cornell		0	0			

Non-Div. I Games:

Louisville

Average RPI Win:	71	WON-LOST	RECORD	WINNING	PCT. RANK	LAST 10	GAMES	STRENGTH OF	SCHEDULE	OPP. STRENGTH	OF SCHEDULE	TEAM	RPI	ADJ	RPI	CONF.	RPI	ADJ CONF.	RPI								
Average RPI Loss:	28																										
DIV. I ONLY		5-1-2		.75	15	5-1-2		17		15		12		.64274	9	13		14									
DIV. I NON-CONF.		4-1-2		.71429	28	4-1-2		3		3		5		.68289	3	12		12									
<hr/>																											
TOTALS		RPI 1-25		RPI 26-50		W-L RECORDS		RPI 51-100		RPI 101-150		RPI 150+															
5-1-2		2-0-1		0-1-0		OVERALL		2-0-0		0-0-1		1-0-0															
2-0-0		1-0-0		0-0-0		HOME		1-0-0		0-0-0		0-0-0															
3-1-2		1-0-1		0-1-0		AWAY		1-0-0		0-0-1		1-0-0															
0-0-0		0-0-0		0-0-0		NEUTRAL		0-0-0		0-0-0		0-0-0															
4-1-2		2-0-1		0-1-0		NON-CONFERENCE		2-0-0		0-0-1		0-0-0															
2-0-0		1-0-0		0-0-0		HOME		1-0-0		0-0-0		0-0-0															
2-1-2		1-0-1		0-0-		AWAY		1-0-0		0-0-1		0-0-0															
0-0-0		0-0-0		0-0-0		NEUTRAL		0-0-0		0-0-0		0-0-0															
1-0-0		0-0-0		0-0-0		CONFERENCE		0-0-0		0-0-0		1-0-0															
0-0-0		0-0-0		0-0-0		HOME		0-0-0		0-0-0		0-0-0															
1-0-0		0-0-0		0-0-0		AWAY		0-0-0		0-0-0		1-0-0															
0-0-0		0-0-0		0-0-0		NEUTRAL		0-0-0		0-0-0		0-0-0															
RPI	S	Opponent		Score		RPI	S	Opponent		Score		RPI	S	Opponent		Score		RPI	S	Opponent		Score					
3	A	Davidson		0	0	28	A	Northwestern		0	1	54	A	Butler		2	1	114	A	North Carolina St.		0	0				
14	A	Michigan St.		1	0							68	H	Western Ill.		2	1	194	A	Belmont		2	1				
25	H	Loyola Chicago		1	0																						
						LAST 10 GAMES																					
						194 A Belmont						2	1	14 A Michigan St.						1	0						
						25 H Loyola Chicago						1	0	54 A Butler						2	1						
						68 H Western Ill.						2	1	3 A Davidson						0	0						
						28 A Northwestern						0	1	114 A North Carolina St.						0	0						

Non-Div. I Games:

Valparaiso

W
i
n
t
h
r
o
p

Winthrop

[illegible]

Non-Div. I Games:

Indiana

Average RPI Win: 40		WON-LOST RECORD		WINNING PCT. RANK		LAST 10 GAMES		STRENGTH OF SCHEDULE		OPP. STRENGTH OF SCHEDULE		TEAM RPI		ADJ RPI		CONF. RPI		ADJ CONF. RPI	
DIV. I ONLY		5-2-2		.66667 38		5-2-2		10		25		15		.63341 12		1		1	
DIV. I NON-CONF.		5-2-2		.66667 41		5-2-2		14		20		14		.63341 11		1		1	
TOTALS		RPI 1-25		RPI 26-50		W-L RECORDS		RPI 51-100		RPI 101-150		RPI 150+							
5-2-2		2-0-0		2-1-1		OVERALL		1-1-1		0-0-0		0-0-0							
1-0-2		0-0-0		1-0-1		HOME		0-0-1		0-0-0		0-0-0							
4-1-0		2-0-0		1-0-0		AWAY		1-1-0		0-0-0		0-0-0							
0-1-0		0-0-0		0-1-0		NEUTRAL		0-0-0		0-0-0		0-0-0							
5-2-2		2-0-0		2-1-1		NON-CONFERENCE		1-1-1		0-0-0		0-0-0							
1-0-2		0-0-0		1-0-1		HOME		0-0-1		0-0-0		0-0-0							
4-1-0		2-0-0		1-0-		AWAY		1-1-0		0-0-0		0-0-0							
0-1-0		0-0-0		0-1-0		NEUTRAL		0-0-0		0-0-0		0-0-0							
0-0-0		0-0-0		0-0-0		CONFERENCE		0-0-0		0-0-0		0-0-0							
0-0-0		0-0-0		0-0-0		HOME		0-0-0		0-0-0		0-0-0							
0-0-0		0-0-0		0-0-0		AWAY		0-0-0		0-0-0		0-0-0							
0-0-0		0-0-0		0-0-0		NEUTRAL		0-0-0		0-0-0		0-0-0							
RPI	S	Opponent		Score		RPI	S	Opponent		Score		RPI	S	Opponent		Score			
21	A	North Carolina		1	0	30	N	American		1	2	76	H	Cal Poly		0	0		
23	A	New Mexico		2	1	31	H	CSUN		3	0	78	A	San Diego		0	1		
						32	A	UC Santa Barbara		1	0	95	A	Wake Forest		3	1		
						47	H	Santa Clara		0	0								
						LAST 10 GAMES													
						47	H	Santa Clara		0	0	31	H	CSUN		3	0		
						23	A	New Mexico		2	1	78	A	San Diego		0	1		
						30	N	American		1	2	32	A	UC Santa Barbara		1	0		
						21	A	North Carolina		1	0	76	H	Cal Poly		0	0		
						95	A	Wake Forest		3	1								

Average RPI Win: 61		WON-LOST	WINNING	LAST 10	STRENGTH OF		OPP. STRENGTH	TEAM	ADJ	CONF.	ADJ CONF.
Average RPI Loss: 22		RECORD	PCT. RANK	GAMES	SCHEDULE		OF SCHEDULE	RPI	RPI	RPI	RPI
DIV. I ONLY		4-3-1	.5625	81	4-3-1		2	5	11	.63318	13
DIV. I NON-CONF.		3-2-0	.6	65	3-2-0		15	4	22	.60353	20
TOTALS		RPI 1-25	RPI 26-50		W-L RECORDS		RPI 51-100		RPI 101-150		RPI 150+
4-3-1		1-2-1	0-0-0		OVERALL		3-1-0		0-0-0		0-0-0
3-1-1		0-1-1	0-0-0		HOME		3-0-0		0-0-0		0-0-0
0-2-0		0-1-0	0-0-0		AWAY		0-1-0		0-0-0		0-0-0
1-0-0		1-0-0	0-0-0		NEUTRAL		0-0-0		0-0-0		0-0-0
3-2-0		1-1-0	0-0-0		NON-CONFERENCE		2-1-0		0-0-0		0-0-0
2-1-0		0-1-0	0-0-0		HOME		2-0-0		0-0-0		0-0-0
0-1-0		0-0-0	0-0-		AWAY		0-1-0		0-0-0		0-0-0
1-0-0		1-0-0	0-0-0		NEUTRAL		0-0-0		0-0-0		0-0-0
1-1-1		0-1-1	0-0-0		CONFERENCE		1-0-0		0-0-0		0-0-0
1-0-1		0-0-1	0-0-0		HOME		1-0-0		0-0-0		0-0-0
0-1-0		0-1-0	0-0-0		AWAY		0-0-0		0-0-0		0-0-0
0-0-0		0-0-0	0-0-0		NEUTRAL		0-0-0		0-0-0		0-0-0
RPI S	Opponent	Score		RPI S	Opponent	Score		RPI S	Opponent	Score	
1 H	Notre Dame	1	1					55 H	Old Dominion	1	0
3 H	Davidson	1	2					59 A	Tulsa	0	1
4 A	Syracuse	0	1					74 H	Virginia Tech	1	0
17 N	UAB	2	1					96 H	VCU	1	0
LAST 10 GAMES											
17 N	UAB	2	1	4 A	Syracuse	0	1				
59 A	Tulsa	0	1	3 H	Davidson	1	2				
55 H	Old Dominion	1	0	1 H	Notre Dame	1	1				
				96 H	VCU	1	0				
				74 H	Virginia Tech	1	0				

Non-Div. I Games:

Virginia

Average RPI Win: 75		WON-LOST RECORD		WINNING PCT. RANK		LAST 10 GAMES		STRENGTH OF SCHEDULE		OPP. STRENGTH OF SCHEDULE		TEAM RPI		ADJ RPI		CONF. RPI		ADJ CONF. RPI	
DIV. I ONLY		5-1-2		.75 15		5-1-2		12		50		13		.62578 14		3		3	
DIV. I NON-CONF.		4-1-1		.75 19		4-1-1		5		55		8		.64642 8		2		2	
TOTALS		RPI 1-25		RPI 26-50		W-L RECORDS		RPI 51-100		RPI 101-150		RPI 150+							
5-1-2		1-1-0		0-0-1		OVERALL		3-0-1		1-0-0		0-0-0							
3-1-1		1-1-0		0-0-0		HOME		1-0-1		1-0-0		0-0-0							
2-0-1		0-0-0		0-0-1		AWAY		2-0-0		0-0-0		0-0-0							
0-0-0		0-0-0		0-0-0		NEUTRAL		0-0-0		0-0-0		0-0-0							
4-1-1		1-1-0		0-0-1		NON-CONFERENCE		2-0-0		1-0-0		0-0-0							
3-1-0		1-1-0		0-0-0		HOME		1-0-0		1-0-0		0-0-0							
1-0-1		0-0-0		0-1-		AWAY		1-0-0		0-0-0		0-0-0							
0-0-0		0-0-0		0-0-0		NEUTRAL		0-0-0		0-0-0		0-0-0							
1-0-1		0-0-0		0-0-0		CONFERENCE		1-0-1		0-0-0		0-0-0							
0-0-1		0-0-0		0-0-0		HOME		0-0-1		0-0-0		0-0-0							
1-0-0		0-0-0		0-0-0		AWAY		1-0-0		0-0-0		0-0-0							
0-0-0		0-0-0		0-0-0		NEUTRAL		0-0-0		0-0-0		0-0-0							
RPI	S	Opponent		Score		RPI	S	Opponent		Score		RPI	S	Opponent		Score			
9	H	Valparaiso		0	1	48	A	Ill.-Chicago		0	0	65	H	Rutgers		0	0		
25	H	Loyola Chicago		1	0							66	H	SMU		1	0		
												83	A	Maryland		1	0		
												100	A	Bowling Green		1	0		
LAST 10 GAMES																			
						65	H	Rutgers		0	0	83	A	Maryland		1	0		
						100	A	Bowling Green		1	0	25	H	Loyola Chicago		1	0		
						66	H	SMU		1	0	9	H	Valparaiso		0	1		
												48	A	Ill.-Chicago		0	0		
												103	H	FIU		3	0		

Non-Div. I Games:

Michigan St.

Average RPI Win:	84	WON-LOST RECORD	WINNING PCT. RANK	LAST 10 GAMES	STRENGTH OF SCHEDULE	OPP. STRENGTH OF SCHEDULE	TEAM RPI	ADJ RPI	CONF. RPI	ADJ CONF. RPI			
Average RPI Loss:	0												
DIV. I ONLY		8-0-1	.94444	1	8-0-1	125	1	14	.62449	15	3	3	
DIV. I NON-CONF.		5-0-1	.91667	4	5-0-1	152	5	24	.59115	25	2	2	
<hr/>													
TOTALS	RPI 1-25	RPI 26-50		W-L RECORDS		RPI 51-100		RPI 101-150		RPI 150+			
8-0-1	1-0-0	3-0-0		OVERALL		1-0-1		1-0-0		2-0-0			
6-0-0	0-0-0	3-0-0		HOME		1-0-0		0-0-0		2-0-0			
2-0-1	1-0-0	0-0-0		AWAY		0-0-1		1-0-0		0-0-0			
0-0-0	0-0-0	0-0-0		NEUTRAL		0-0-0		0-0-0		0-0-0			
<hr/>													
5-0-1	0-0-0	2-0-0		NON-CONFERENCE		1-0-1		0-0-0		2-0-0			
5-0-0	0-0-0	2-0-0		HOME		1-0-0		0-0-0		2-0-0			
0-0-1	0-0-0	0-0-		AWAY		0-0-1		0-0-0		0-0-0			
0-0-0	0-0-0	0-0-0		NEUTRAL		0-0-0		0-0-0		0-0-0			
<hr/>													
3-0-0	1-0-0	1-0-0		CONFERENCE		0-0-0		1-0-0		0-0-0			
1-0-0	0-0-0	1-0-0		HOME		0-0-0		0-0-0		0-0-0			
2-0-0	1-0-0	0-0-0		AWAY		0-0-0		1-0-0		0-0-0			
0-0-0	0-0-0	0-0-0		NEUTRAL		0-0-0		0-0-0		0-0-0			
<hr/>													
RPI	S	Opponent	Score	RPI	S	Opponent	Score	RPI	S	Opponent	Score		
11	A	Indiana	1 0	34	H	Ohio St.	1 0	87	A	James Madison	1 1		
				35	H	Saint Francis (PA)	3 0	99	H	St. John's (NY)	3 0		
				45	H	Penn	6 2			176	H	Oakland	1 0
<hr/>													
LAST 10 GAMES													
113	A	Michigan	1 0	11	A	Indiana	1 0						
45	H	Penn	6 2	87	A	James Madison	1 1						
34	H	Ohio St.	1 0	156	H	Temple	1 0						
35	H	Saint Francis (PA)	3 0	99	H	St. John's (NY)	3 0						
				176	H	Oakland	1 0						

Non-Div. I Games:

Penn St.

Average RPI Win:	103	WON-LOST RECORD	WINNING PCT. RANK	LAST 10 GAMES	STRENGTH OF SCHEDULE	OPP. STRENGTH OF SCHEDULE	TEAM RPI	ADJ RPI	CONF. RPI	ADJ CONF. RPI				
DIV. I ONLY		5-1-3	.72222	21	5-1-3	23	13	17	.6223	16	4	4		
DIV. I NON-CONF.		4-1-3	.6875	35	4-1-3	29	11	15	.61988	15	3	3		
<hr/>														
TOTALS	RPI 1-25		RPI 26-50		W-L RECORDS		RPI 51-100		RPI 101-150		RPI 150+			
5-1-3	0-0-3		0-0-0		OVERALL		1-1-0		4-0-0		0-0-0			
3-1-1	0-0-1		0-0-0		HOME		0-1-0		3-0-0		0-0-0			
2-0-1	0-0-1		0-0-0		AWAY		1-0-0		1-0-0		0-0-0			
0-0-1	0-0-1		0-0-0		NEUTRAL		0-0-0		0-0-0		0-0-0			
4-1-3	0-0-3		0-0-0		NON-CONFERENCE		0-1-0		4-0-0		0-0-0			
3-1-1	0-0-1		0-0-0		HOME		0-1-0		3-0-0		0-0-0			
1-0-1	0-0-1		0-0-		AWAY		0-0-0		1-0-0		0-0-0			
0-0-1	0-0-1		0-0-0		NEUTRAL		0-0-0		0-0-0		0-0-0			
1-0-0	0-0-0		0-0-0		CONFERENCE		1-0-0		0-0-0		0-0-0			
0-0-0	0-0-0		0-0-0		HOME		0-0-0		0-0-0		0-0-0			
1-0-0	0-0-0		0-0-0		AWAY		1-0-0		0-0-0		0-0-0			
0-0-0	0-0-0		0-0-0		NEUTRAL		0-0-0		0-0-0		0-0-0			
<hr/>														
RPI	S	Opponent	Score		RPI	S	Opponent	Score		RPI	S	Opponent	Score	
1	N	Notre Dame	0	0						109	H	Harvard	2	0
2	H	UC Irvine	1	1						115	A	Princeton	3	1
11	A	Indiana	1	1						118	H	William & Mary	1	0
										120	H	Wisconsin	4	1
<hr/>														
LAST 10 GAMES														
					54	A	Butler	2	0	120	H	Wisconsin	4	1
					118	H	William & Mary	1	0	109	H	Harvard	2	0
					115	A	Princeton	3	1	1	N	Notre Dame	0	0
					2	H	UC Irvine	1	1	11	A	Indiana	1	1
					96	H	VCU	1	2					

Non-Div. I Games:

Georgetown

UAB

Average RPI Win: 87

Average RPI Loss: 22

WON-LOST RECORD

WINNING PCT. RANK

LAST 10 GAMES

STRENGTH OF SCHEDULE

OPP. STRENGTH OF SCHEDULE

TEAM RPI

ADJ RPI

CONF. RPI

ADJ CONF. RPI

DIV. I ONLY

DIV. I NON-CONF.

6-2-1

5-2-1

.72222

.6875

21

35

6-2-1

5-2-1

22

20

47

42

16

12

.6195

.6265

17

12

6

6

6

6

TOTALS

RPI 1-25

RPI 26-50

W-L RECORDS

RPI 51-100

RPI 101-150

RPI 150+

6-2-1

0-1-0

1-1-0

OVERALL

3-0-1

1-0-0

1-0-0

3-0-1

0-0-0

0-0-0

0-0-0

0-0-0

0-0-0

0-0-0

0-0-0

0-0-0

0-0-0

0-0-0

0-0-0

0-0-0

0-0-0

0-0-0

0-0-0

0-0-0

0-0-0

0-0-0

0-0-0

0-0-0

0-0-0

0-0-0

0-0-0

0-0-0

0-0-0

0-0-0

0-0-0

0-0-0

0-0-0

0-0-0

0-0-0

0-0-0

0-0-0

0-0-0

0-0-0

0-0-0

0-0-0

0-0-0

0-0-0

0-0-0

0-0-0

0-0-0

0-0-0

0-0-0

0-0-0

0-0-0

0-0-0

0-0-0

0-0-0

0-0-0

0-0-0

0-0-0

0-0-0

0-0-0

0-0-0

0-0-0

0-0-0

0-0-0

0-0-0

0-0-0

0-0-0

0-0-0

0-0-0

0-0-0

0-0-0

0-0-0

0-0-0

0-0-0

0-0-0

0-0-0

0-0-0

0-0-0

0-0-0

0-0-0

0-0-0

0-0-0

0-0-0

0-0-0

0-0-0

0-0-0

0-0-0

0-0-0

0-0-0

0-0-0

0-0-0

0-0-0

0-0-0

0-0-0

0-0-0

0-0-0

0-0-0

0-0-0

0-0-0

0-0-0

0-0-0

0-0-0

0-0-0

0-0-0

0-0-0

0-0-0

0-0-0

0-0-0

0-0-0

0-0-0

0-0-0

0-0-0

0-0-0

0-0-0

0-0-0

0-0-0

0-0-0

0-0-0

0-0-0

0-0-0

0-0-0

0-0-0

0-0-0

0-0-0

0-0-0

0-0-0

0-0-0

0-0-0

0-0-0

0-0-0

0-0-0

0-0-0

0-0-0

0-0-0

0-0-0

0-0-0

0-0-0

0-0-0

0-0-0

0-0-0

0-0-0

0-0-0

0-0-0

0-0-0

0-0-0

0-0-0

0-0-0

0-0-0

0-0-0

0-0-0

0-0-0

0-0-0

0-0-0

0-0-0

0-0-0

0-0-0

0-0-0

0-0-0

0-0-0

0-0-0

0-0-0

0-0-0

0-0-0

0-0-0

0-0-0

0-0-0

0-0-0

0-0-0

0-0-0

0-0-0

0-0-0

0-0-0

0-0-0

0-0-0

0-0-0

0-0-0

0-0-0

0-0-0

0-0-0

0-0-0

0-0-0

0-0-0

0-0-0

0-0-0

0-0-0

0-0-0

0-0-0

0-0-0

0-0-0

0-0-0

0-0-0

0-0-0

0-0-0

0-0-0

0-0-0

0-0-0

0-0-0

0-0-0

0-0-0

0-0-0

0-0-0

0-0-0

0-0-0

0-0-0

0-0-0

0-0-0

0-0-0

0-0-0

0-0-0

0-0-0

0-0-0

0-0-0

0-0-0

0-0-0

0-0-0

0-0-0

0-0-0

0-0-0

0-0-0

0-0-0

0-0-0

0-0-0

0-0-0

0-0-0

0-0-0

0-0-0

0-0-0

0-0-0

0-0-0

0-0-0

0-0-0

0-0-0

0-0-0

0-0-0

0-0-0

0-0-0

0-0-0

0-0-0

0-0-0

0-0-0

0-0-0

0-0-0

0-0-0

0-0-0

0-0-0

0-0-0

0-0-0

0-0-0

0-0-0

0-0-0

0-0-0

0-0-0

0-0-0

0-0-0

0-0-0

0-0-0

0-0-0

0-0-0

0-0-0

0-0-0

0-0-0

0-0-0

0-0-0

0-0-0

0-0-0

0-0-0

0-0-0

0-0-0

0-0-0

0-0-0

0-0-0

0-0-0

0-0-0

0-0-0

0-0-0

0-0-0

0-0-0

0-0-0

0-0-0

0-0-0

0-0-0

0-0-0

0-0-0

0-0-0

0-0-0

0-0-0

0-0-0

0-0-0

0-0-0

0-0-0

0-0-0

0-0-0

0-0-0

0-0-0

0-0-0

0-0-0

0-0-0

0-0-0

0-0-0

0-0-0

0-0-0

0-0-0

0-0-0

0-0-0

0-0-0

0-0-0

0-0-0

0-0-0

0-0-0

0-0-0

0-0-0

0-0-0

0-0-0

0-0-0

0-0-0

0-0-0

0-0-0

0-0-0

0-0-0

0-0-0

0-0-0

0-0-0

0-0-0

0-0-0

0-0-0

0-0-0

0-0-0

0-0-0

0-0-0

0-0-0

0-0-0

0-0-0

0-0-0

0-0-0

0-0-0

0-0-0

0-0-0

0-0-0

0-0-0

0-0-0

0-0-0

0-0-0

0-0-0

0-0-0

0-0-0

0-0-0

0-0-0

0-0-0

0-0-0

0-0-0

0-0-0

0-0-0

0-0-0

0-0-0

0-0-0

0-0-0

0-0-0

0-0-0

0-0-0

0-0-0

0-0-0

0-0-0

0-0-0

0-0-0

0-0-0

0-0-0

0-0-0

0-0-0

0-0-0

0-0-0

0-0-0

0-0-0

0-0-0

0-0-0

0-0-0

0-0-0

0-0-0

0-0-0

0-0-0

0-0-0

0-0-0

0-0-0

0-0-0

0-0-0

0-0-0

0-0-0

0-0-0

0-0-0

0-0-0

0-0-0

0-0-0

0-0-0

0-0-0

0-0-0

0-0-0

0-0-0

0-0-0

0-0-0

0-0-0

0-0-0

0-0-0

0-0-0

0-0-0

0-0-0

0-0-0

0-0-0

0-0-0

0-0-0

0-0-0

0-0-0

0-0-0

0-0-0

0-0-0

0-0-0

0-0-0

0-0-0

0-0-0

0-0-0

0-0-0

0-0-0

0-0-0

0-0-0

0-0-0

0-0-0

0-0-0

0-0-0

0-0-0

0-0-0

0-0-0

0-0-0

0-0-0

0-0-0

0-0-0

0-0-0

0-0-0

0-0-0

0-0-0

0-0-0

0-0-0

0-0-0

0-0-0

0-0-0

0-0-0

0-0-0

0-0-0

0-0-0

0-0-0

0-0-0

0-0-0

0-0-0

0-0-0

0-0-0

0-0-0

0-0-0

0-0-0

0-0-0

0-0-0

0-0-0

0-0-0

0-0-0

0-0-0

0-0-0

0-0-0

0-0-0

0-0-0

0-0-0

0-0-0

0-0-0

0-0-0

0-0-0

0-0-0

0-0-0

0-0-0

0-0-0

0-0-0

0-0-0

0-0-0

0-0-0

0-0-0

0-0-0

0-0-0

0-0-0

0-0-0

0-0-0

0-0-0

0-0-0

0-0-0

0-0-0

0-0-0

0-0-0

0-0-0

0-0-0

0-0-0

0-0-0

0-0-0

0-0-0

0-0-0

0-0-0

0-0-0

0-0-0

0-0-0

0-0-0

0-0-0

0-0-0

0-0-0

0-0-0

0-0-0

0-0-0

0-0-0

0-0-0

0-0-0

0-0-0

0-0-0

0-0-0

0-0-0

0-0-0

0-0-0

0-0-0

0-0-0

0-0-0

0-0-0

0-0-0

0-0-0

0-0-0

0-0-0

0-0-0

0-0-0

0-0-0

0-0-0

0-0-0

0-0-0

0-0-0

0-0-0

0-0-0

0-0-0

0-0-0

0-0-0

0-0-0

0-0-0

0-0-0

0-0-0

0-0-0

0-0-0

0-0-0

0-0-0

0-0-0

0-0-0

0-0-0

0-0-0

0-0-0

0-0-0

0-0-0

0-0-0

0-0-0

0-0-0

0-0-0

0-0-0

0-0-0

0-0-0

0-0-0

0-0-0

0-0-0

0-0-0

0-0-0

0-0-0

0-0-0

0-0-0

0-0-0

0-0-0

0-0-0

0-0-0

0-0-0

0-0-0

0-0-0

0-0-0

0-0-0

0-0-0

0-0-0

0-0-0

0-0-0

0-0-0

0-0-0

0-0-0

0-0-0

0-0-0

0-0-0

0-0-0

0-0-0

0-0-0

0-0-0

0-0-0

0-0-0

0-0-0

0-0-0

0-0-0

0-0-0

0-0-0

0-0-0

0-0-0

0-0-0

0-0-0

0-0-0

0-0-0

0-0-0

0-0-0

0-0-0

0-0-0

0-0-0

0-0-0

0-0-0

0-0-0

0-0-0

0-0-0

0-0-0

0-0-0

0-0-0

0-0-0

0-0-0

0-0-0

0-0-0

0-0-0

0-0-0

0-0-0

0-0-0

0-0-0

0-0-0

0-0-0

0-0-0

0-0-0

0-0-0

0-0-0

0-0-0

0-0-0

0-0-0

0-0-0

0-0-0

0-0-0

0-0-0

0-0-0

0-0-0

0-0-0

0-0-0

0-0-0

0-0-0

0-0-0

0-0-0

0-0-0

0-0-0

0-0-0

0-0-0

0-0-0

0-0-0

0-0-0

0-0-0

0-0-0

0-0-0

0-0-0

0-0-0

0-0-0

0-0-0

0-0-0

0-0-0

0-0-0

0-0-0

0-0-0

0-0-0

0-0-0

0-0-0

0-0-0

0-0-0

0-0-0

0-0-0

0-0-0

0-0-0

0-0-0

0-

Non-Div. I Games:

UAB

Average RPI Win:	89	WON-LOST	WINNING	LAST 10	STRENGTH OF	OPP. STRENGTH	TEAM	ADJ	CONF.	ADJ CONF.	
Average RPI Loss:	33	RECORD	PCT. RANK	GAMES	SCHEDULE	OF SCHEDULE	RPI	RPI	RPI	RPI	
DIV. I ONLY		4-1-2	.71429	29	4-1-2	24	63	19	.61404	18	19
DIV. I NON-CONF.		4-1-2	.71429	28	4-1-2	28	59	21	.61404	16	20
<hr/>											
TOTALS	RPI 1-25	RPI 26-50		W-L RECORDS		RPI 51-100		RPI 101-150		RPI 150+	
4-1-2	0-0-0	2-1-1		OVERALL		0-0-1		1-0-0		1-0-0	
2-0-1	0-0-0	0-0-0		HOME		0-0-1		1-0-0		1-0-0	
1-0-1	0-0-0	1-0-1		AWAY		0-0-0		0-0-0		0-0-0	
1-1-0	0-0-0	1-1-0		NEUTRAL		0-0-0		0-0-0		0-0-0	
<hr/>											
4-1-2	0-0-0	2-1-1		NON-CONFERENCE		0-0-1		1-0-0		1-0-0	
2-0-1	0-0-0	0-0-0		HOME		0-0-1		1-0-0		1-0-0	
1-0-1	0-0-0	1-1-		AWAY		0-0-0		0-0-0		0-0-0	
1-1-0	0-0-0	1-1-0		NEUTRAL		0-0-0		0-0-0		0-0-0	
<hr/>											
0-0-0	0-0-0	0-0-0		CONFERENCE		0-0-0		0-0-0		0-0-0	
0-0-0	0-0-0	0-0-0		HOME		0-0-0		0-0-0		0-0-0	
0-0-0	0-0-0	0-0-0		AWAY		0-0-0		0-0-0		0-0-0	
0-0-0	0-0-0	0-0-0		NEUTRAL		0-0-0		0-0-0		0-0-0	
<hr/>											
RPI	S	Opponent	Score	RPI	S	Opponent	Score	RPI	S	Opponent	Score
29	A	Coastal Caro.	1 0	87	H	James Madison	0 0	128	H	Georgia St.	5 0
32	N	UC Santa Barbara	3 0					166	H	North Florida	2 1
33	N	Seattle	1 2								
38	A	Kentucky	0 0								
<hr/>											
LAST 10 GAMES											
29	A	Coastal Caro.	1 0	87	H	James Madison	0 0				
128	H	Georgia St.	5 0	38	A	Kentucky	0 0				
166	H	North Florida	2 1								
32	N	UC Santa Barbara	3 0								
33	N	Seattle	1 2								

Non-Div. I Games:

Furman

Average RPI Win:		115	WON-LOST RECORD		WINNING PCT. RANK		LAST 10 GAMES		STRENGTH OF SCHEDULE		OPP. STRENGTH OF SCHEDULE		TEAM RPI	ADJ RPI		CONF. RPI	ADJ CONF. RPI	
DIV. I ONLY			6-1-0		.85714		8	6-1-0	98		39		18	.59933		19	1	1
DIV. I NON-CONF.			6-1-0		.85714		8	6-1-0	98		38		20	.59933		23	1	1
TOTALS		RPI 1-25		RPI 26-50		W-L RECORDS		RPI 51-100		RPI 101-150		RPI 150+						
6-1-0		0-1-0		1-0-0		OVERALL		1-0-0		2-0-0		2-0-0						
5-0-0		0-0-0		1-0-0		HOME		1-0-0		1-0-0		2-0-0						
1-1-0		0-1-0		0-0-0		AWAY		0-0-0		1-0-0		0-0-0						
0-0-0		0-0-0		0-0-0		NEUTRAL		0-0-0		0-0-0		0-0-0						
6-1-0		0-1-0		1-0-0		NON-CONFERENCE		1-0-0		2-0-0		2-0-0						
5-0-0		0-0-0		1-0-0		HOME		1-0-0		1-0-0		2-0-0						
1-1-0		0-1-0		0-0-		AWAY		0-0-0		1-0-0		0-0-0						
0-0-0		0-0-0		0-0-0		NEUTRAL		0-0-0		0-0-0		0-0-0						
0-0-0		0-0-0		0-0-0		CONFERENCE		0-0-0		0-0-0		0-0-0						
0-0-0		0-0-0		0-0-0		HOME		0-0-0		0-0-0		0-0-0						
0-0-0		0-0-0		0-0-0		AWAY		0-0-0		0-0-0		0-0-0						
0-0-0		0-0-0		0-0-0		NEUTRAL		0-0-0		0-0-0		0-0-0						
RPI	S	Opponent		Score		RPI	S	Opponent		Score		RPI	S	Opponent		Score		
5	A	Creighton		0	2	32	H	UC Santa Barbara		4	1	81	H	Delaware		2	1	
												108	H	Gonzaga		3	0	
												122	A	Omaha		2	1	
												167	H	SIUE		2	1	
												178	H	San Jose St.		2	0	
						LAST 10 GAMES												
						122	A	Omaha		2	1	108	H	Gonzaga		3	0	
						5	A	Creighton		0	2	81	H	Delaware		2	1	
												167	H	SIUE		2	1	
												32	H	UC Santa Barbara		4	1	
												178	H	San Jose St.		2	0	

Average RPI Win:	103	WON-LOST RECORD	WINNING PCT. RANK	LAST 10 GAMES	STRENGTH OF SCHEDULE	OPP. STRENGTH OF SCHEDULE	TEAM RPI	ADJ RPI	CONF. RPI	ADJ CONF. RPI	
DIV. I ONLY		7-1-1	.83333 11	7-1-1	95	23	20	.59844 20	10	10	
DIV. I NON-CONF.		6-1-1	.8125 13	6-1-1	81	16	16	.60736 18	10	10	
<hr/>											
TOTALS	RPI 1-25		RPI 26-50	W-L RECORDS		RPI 51-100		RPI 101-150		RPI 150+	
7-1-1	0-1-0		1-0-1	OVERALL		2-0-0		3-0-0		1-0-0	
2-1-1	0-1-0		1-0-1	HOME		0-0-0		0-0-0		1-0-0	
5-0-0	0-0-0		0-0-0	AWAY		2-0-0		3-0-0		0-0-0	
0-0-0	0-0-0		0-0-0	NEUTRAL		0-0-0		0-0-0		0-0-0	
6-1-1	0-1-0		1-0-1	NON-CONFERENCE		2-0-0		2-0-0		1-0-0	
2-1-1	0-1-0		1-0-1	HOME		0-0-0		0-0-0		1-0-0	
4-0-0	0-0-0		0-0-	AWAY		2-0-0		2-0-0		0-0-0	
0-0-0	0-0-0		0-0-0	NEUTRAL		0-0-0		0-0-0		0-0-0	
1-0-0	0-0-0		0-0-0	CONFERENCE		0-0-0		1-0-0		0-0-0	
0-0-0	0-0-0		0-0-0	HOME		0-0-0		0-0-0		0-0-0	
1-0-0	0-0-0		0-0-0	AWAY		0-0-0		1-0-0		0-0-0	
0-0-0	0-0-0		0-0-0	NEUTRAL		0-0-0		0-0-0		0-0-0	
<hr/>											
RPI S	Opponent	Score	RPI S	Opponent	Score	RPI S	Opponent	Score	RPI S	Opponent	Score
10 H	Winthrop	1 2	34 H	Ohio St.	1 1	55 A	Old Dominion	2 1	118 A	William & Mary	1 0
			41 H	Duke	2 1	73 A	Campbell	1 0	123 A	South Carolina	2 1
									135 A	High Point	2 0
									179 H	UNC Greensboro	2 1
<hr/>											
LAST 10 GAMES											
118 A William & Mary 1 0						73 A Campbell 1 0					
41 H Duke 2 1						123 A South Carolina 2 1					
55 A Old Dominion 2 1						10 H Winthrop 1 2					
135 A High Point 2 0						34 H Ohio St. 1 1					
						179 H UNC Greensboro 2 1					

Non-Div. I Games:

UNC Wilmington

Average RPI Win:		93	WON-LOST RECORD		WINNING PCT. RANK		LAST 10 GAMES		STRENGTH OF SCHEDULE		OPP. STRENGTH OF SCHEDULE		TEAM RPI		ADJ RPI		CONF. RPI		ADJ CONF. RPI				
Average RPI Loss:		18																					
DIV. I ONLY			5-3-0		.625 49		5-3-0		27		22		21		.59494 21		2		2				
DIV. I NON-CONF.			4-1-0		.8 15		4-1-0		19		31		18		.60403 19		4		4				
TOTALS		RPI 1-25		RPI 26-50		W-L RECORDS		RPI 51-100		RPI 101-150		RPI 150+											
5-3-0		0-2-0		1-1-0		OVERALL		2-0-0		1-0-0		1-0-0											
2-1-0		0-1-0		1-0-0		HOME		0-0-0		0-0-0		1-0-0											
3-2-0		0-1-0		0-1-0		AWAY		2-0-0		1-0-0		0-0-0											
0-0-0		0-0-0		0-0-0		NEUTRAL		0-0-0		0-0-0		0-0-0											
4-1-0		0-1-0		1-0-0		NON-CONFERENCE		2-0-0		1-0-0		0-0-0											
1-1-0		0-1-0		1-0-0		HOME		0-0-0		0-0-0		0-0-0											
3-0-0		0-0-0		0-0-		AWAY		2-0-0		1-0-0		0-0-0											
0-0-0		0-0-0		0-0-0		NEUTRAL		0-0-0		0-0-0		0-0-0											
1-2-0		0-1-0		0-1-0		CONFERENCE		0-0-0		0-0-0		1-0-0											
1-0-0		0-0-0		0-0-0		HOME		0-0-0		0-0-0		1-0-0											
0-2-0		0-1-0		0-1-0		AWAY		0-0-0		0-0-0		0-0-0											
0-0-0		0-0-0		0-0-0		NEUTRAL		0-0-0		0-0-0		0-0-0											
RPI	S	Opponent		Score		RPI	S	Opponent		Score		RPI	S	Opponent		Score							
1	A	Notre Dame		0 2		26	H	California		3 1		55	A	Old Dominion		1 0		118	A	William & Mary 2 0			
12	H	UCLA		0 1		41	A	Duke		1 2		96	A	VCU		1 0		169	H	Pittsburgh 3 0			

Average RPI Win:	94	WON-LOST RECORD	WINNING PCT. RANK	LAST 10 GAMES	STRENGTH OF SCHEDULE	OPP. STRENGTH OF SCHEDULE	TEAM RPI	ADJ RPI	CONF. RPI	ADJ CONF. RPI	
DIV. I ONLY	7-1-0	.875	6	7-1-0	135	9	22	.59156	22	1	1
DIV. I NON-CONF.	7-1-0	.875	6	7-1-0	136	8	25	.59156	24	1	1
<hr/>											
TOTALS	RPI 1-25	RPI 26-50		W-L RECORDS	RPI 51-100		RPI 101-150		RPI 150+		
7-1-0	0-0-0	2-1-0		OVERALL	1-0-0		4-0-0		0-0-0		
3-1-0	0-0-0	2-1-0		HOME	0-0-0		1-0-0		0-0-0		
4-0-0	0-0-0	0-0-0		AWAY	1-0-0		3-0-0		0-0-0		
0-0-0	0-0-0	0-0-0		NEUTRAL	0-0-0		0-0-0		0-0-0		
7-1-0	0-0-0	2-1-0		NON-CONFERENCE	1-0-0		4-0-0		0-0-0		
3-1-0	0-0-0	2-1-0		HOME	0-0-0		1-0-0		0-0-0		
4-0-0	0-0-0	0-0-		AWAY	1-0-0		3-0-0		0-0-0		
0-0-0	0-0-0	0-0-0		NEUTRAL	0-0-0		0-0-0		0-0-0		
0-0-0	0-0-0	0-0-0		CONFERENCE	0-0-0		0-0-0		0-0-0		
0-0-0	0-0-0	0-0-0		HOME	0-0-0		0-0-0		0-0-0		
0-0-0	0-0-0	0-0-0		AWAY	0-0-0		0-0-0		0-0-0		
0-0-0	0-0-0	0-0-0		NEUTRAL	0-0-0		0-0-0		0-0-0		
RPI	S	Opponent	Score	RPI	S	Opponent	Score	RPI	S	Opponent	Score
33	H	Seattle	4 1	70	A	South Fla.	2 1	108	A	Gonzaga	4 0
37	H	St. Mary's (CA)	1 2					125	A	FGCU	1 0
45	H	Penn	3 1					129	H	UConn	3 1
								145	A	Portland	2 1
LAST 10 GAMES											
70	A	South Fla.	2 1	145	A	Portland	2 1				
125	A	FGCU	1 0	33	H	Seattle	4 1				
45	H	Penn	3 1	108	A	Gonzaga	4 0				
129	H	UConn	3 1								
37	H	St. Mary's (CA)	1 2								

Non-Div. I Games:

Washington

Average RPI Win:	82	WON-LOST RECORD	WINNING PCT. RANK	LAST 10 GAMES	STRENGTH OF SCHEDULE	OPP. STRENGTH OF SCHEDULE	TEAM RPI	ADJ RPI	CONF. RPI	ADJ CONF. RPI		
DIV. I ONLY		5-2-1	.6875	33	5-2-1	45	17	24	.59002	23	6	6
DIV. I NON-CONF.		5-1-1	.78571	16	5-1-1	83	21	36	.56908	35	6	6
<hr/>												
TOTALS	RPI 1-25	RPI 26-50		W-L RECORDS		RPI 51-100		RPI 101-150		RPI 150+		
5-2-1	0-2-0	1-0-0		OVERALL		3-0-0		1-0-1		0-0-0		
3-1-1	0-1-0	0-0-0		HOME		2-0-0		1-0-1		0-0-0		
2-1-0	0-1-0	1-0-0		AWAY		1-0-0		0-0-0		0-0-0		
0-0-0	0-0-0	0-0-0		NEUTRAL		0-0-0		0-0-0		0-0-0		
5-1-1	0-1-0	1-0-0		NON-CONFERENCE		3-0-0		1-0-1		0-0-0		
3-1-1	0-1-0	0-0-0		HOME		2-0-0		1-0-1		0-0-0		
2-0-0	0-0-0	1-0-		AWAY		1-0-0		0-0-0		0-0-0		
0-0-0	0-0-0	0-0-0		NEUTRAL		0-0-0		0-0-0		0-0-0		
0-1-0	0-1-0	0-0-0		CONFERENCE		0-0-0		0-0-0		0-0-0		
0-0-0	0-0-0	0-0-0		HOME		0-0-0		0-0-0		0-0-0		
0-1-0	0-1-0	0-0-0		AWAY		0-0-0		0-0-0		0-0-0		
0-0-0	0-0-0	0-0-0		NEUTRAL		0-0-0		0-0-0		0-0-0		
RPI	S	Opponent	Score	RPI	S	Opponent	Score	RPI	S	Opponent	Score	
7	A	Charlotte	0 2	31	A	CSUN	1 0	60	H	Akron	1 0	
12	H	UCLA	1 2					126	H	Drexel	1 1	
								78	A	San Diego	2 0	
								96	H	VCU	2 0	

Average RPI Win:		107	WON-LOST RECORD		WINNING PCT. RANK		LAST 10 GAMES		STRENGTH OF SCHEDULE		OPP. STRENGTH OF SCHEDULE		TEAM RPI		ADJ RPI		CONF. RPI		ADJ CONF. RPI	
DIV. I ONLY			5-2-0		.71429 29		5-2-0		77		3		23		.58675 24		4		4	
DIV. I NON-CONF.			5-2-0		.71429 28		5-2-0		78		1		27		.58675 28		3		3	
TOTALS		RPI 1-25		RPI 26-50		W-L RECORDS		RPI 51-100		RPI 101-150		RPI 150+								
5-2-0		0-2-0		1-0-0		OVERALL		0-0-0		3-0-0		1-0-0								
4-0-0		0-0-0		1-0-0		HOME		0-0-0		2-0-0		1-0-0								
1-1-0		0-1-0		0-0-0		AWAY		0-0-0		1-0-0		0-0-0								
0-1-0		0-1-0		0-0-0		NEUTRAL		0-0-0		0-0-0		0-0-0								
5-2-0		0-2-0		1-0-0		NON-CONFERENCE		0-0-0		3-0-0		1-0-0								
4-0-0		0-0-0		1-0-0		HOME		0-0-0		2-0-0		1-0-0								
1-1-0		0-1-0		0-0-		AWAY		0-0-0		1-0-0		0-0-0								
0-1-0		0-1-0		0-0-0		NEUTRAL		0-0-0		0-0-0		0-0-0								
0-0-0		0-0-0		0-0-0		CONFERENCE		0-0-0		0-0-0		0-0-0								
0-0-0		0-0-0		0-0-0		HOME		0-0-0		0-0-0		0-0-0								
0-0-0		0-0-0		0-0-0		AWAY		0-0-0		0-0-0		0-0-0								
0-0-0		0-0-0		0-0-0		NEUTRAL		0-0-0		0-0-0		0-0-0								
RPI	S	Opponent		Score		RPI	S	Opponent		Score		RPI	S	Opponent		Score				
1	N	Notre Dame		1	2	36	H	Oregon St.		1	0	108	H	Gonzaga		2	0			
11	A	Indiana		0	1							110	A	Northern Ill.		2	0			
												124	H	Milwaukee		2	0			
												155	H	Drake		2	0			
LAST 10 GAMES																				
11	A	Indiana		0	1	110	A	Northern Ill.		2	0									
						124	H	Milwaukee		2	0									
						155	H	Drake		2	0									
						36	H	Oregon St.		1	0									
						108	H	Gonzaga		2	0									

Non-Div. I Games:

Marquette

Average RPI Win:		95	WON-LOST RECORD		WINNING PCT. RANK		LAST 10 GAMES		STRENGTH OF SCHEDULE		OPP. STRENGTH OF SCHEDULE		TEAM RPI		ADJ RPI		CONF. RPI		ADJ CONF. RPI				
DIV. I ONLY			4-3-0		.57143	67	4-3-0		15		58		25		.58542		25		15				
DIV. I NON-CONF.			3-3-0		.5	98	3-3-0		8		54		17		.60179		21		15				
TOTALS		RPI 1-25		RPI 26-50		W-L RECORDS		RPI 51-100		RPI 101-150		RPI 150+											
4-3-0		0-2-0		0-0-0		OVERALL		2-1-0		2-0-0		0-0-0											
4-0-0		0-0-0		0-0-0		HOME		2-0-0		2-0-0		0-0-0											
0-3-0		0-2-0		0-0-0		AWAY		0-1-0		0-0-0		0-0-0											
0-0-0		0-0-0		0-0-0		NEUTRAL		0-0-0		0-0-0		0-0-0											
3-3-0		0-2-0		0-0-0		NON-CONFERENCE		2-1-0		1-0-0		0-0-0											
3-0-0		0-0-0		0-0-0		HOME		2-0-0		1-0-0		0-0-0											
0-3-0		0-2-0		0-0-		AWAY		0-1-0		0-0-0		0-0-0											
0-0-0		0-0-0		0-0-0		NEUTRAL		0-0-0		0-0-0		0-0-0											
1-0-0		0-0-0		0-0-0		CONFERENCE		0-0-0		1-0-0		0-0-0											
1-0-0		0-0-0		0-0-0		HOME		0-0-0		1-0-0		0-0-0											
0-0-0		0-0-0		0-0-0		AWAY		0-0-0		0-0-0		0-0-0											
0-0-0		0-0-0		0-0-0		NEUTRAL		0-0-0		0-0-0		0-0-0											
RPI	S	Opponent		Score		RPI	S	Opponent		Score		RPI	S	Opponent		Score							
9	A	Valparaiso		0	1					54	A	Butler	1	2	105	H	Western Mich.	1	0				
14	A	Michigan St.		0	1					67	H	Dayton	2	0	116	H	Bradley	2	1				
										91	H	Utah Valley	1	0									
						LAST 10 GAMES																	
						116	H	Bradley		2	1	14	A	Michigan St.		0	1						
												91	H	Utah Valley		1	0						
												105	H	Western Mich.		1	0						
												67	H	Dayton		2	0						

Average RPI Win: 112		WON-LOST RECORD		WINNING PCT. RANK		LAST 10 GAMES		STRENGTH OF SCHEDULE		OPP. STRENGTH OF SCHEDULE		TEAM RPI		ADJ RPI		CONF. RPI		ADJ CONF. RPI	
DIV. I ONLY		6-1-0		.85714 8		6-1-0		127		40		26		.58481 26		1		1	
DIV. I NON-CONF.		6-1-0		.85714 8		6-1-0		129		41		29		.58481 29		1		1	
TOTALS		RPI 1-25		RPI 26-50		W-L RECORDS		RPI 51-100		RPI 101-150		RPI 150+							
6-1-0		0-1-0		1-0-0		OVERALL		2-0-0		1-0-0		2-0-0							
4-0-0		0-0-0		0-0-0		HOME		1-0-0		1-0-0		2-0-0							
2-1-0		0-1-0		1-0-0		AWAY		1-0-0		0-0-0		0-0-0							
0-0-0		0-0-0		0-0-0		NEUTRAL		0-0-0		0-0-0		0-0-0							
6-1-0		0-1-0		1-0-0		NON-CONFERENCE		2-0-0		1-0-0		2-0-0							
4-0-0		0-0-0		0-0-0		HOME		1-0-0		1-0-0		2-0-0							
2-1-0		0-1-0		1-0-		AWAY		1-0-0		0-0-0		0-0-0							
0-0-0		0-0-0		0-0-0		NEUTRAL		0-0-0		0-0-0		0-0-0							
0-0-0		0-0-0		0-0-0		CONFERENCE		0-0-0		0-0-0		0-0-0							
0-0-0		0-0-0		0-0-0		HOME		0-0-0		0-0-0		0-0-0							
0-0-0		0-0-0		0-0-0		AWAY		0-0-0		0-0-0		0-0-0							
0-0-0		0-0-0		0-0-0		NEUTRAL		0-0-0		0-0-0		0-0-0							
RPI	S	Opponent		Score		RPI	S	Opponent		Score		RPI	S	Opponent		Score			
21	A	North Carolina		1	3	47	A	Santa Clara		4	0	81	H	Delaware		4	2		
												95	A	Wake Forest		4	1		
											</								

Non-Div. I Games:

California

Average RPI Win:	99	WON-LOST	WINNING	LAST 10	STRENGTH OF	OPP. STRENGTH	TEAM	ADJ	CONF.	ADJ CONF.		
Average RPI Loss:	45	RECORD	PCT. RANK	GAMES	SCHEDULE	OF SCHEDULE	RPI	RPI	RPI	RPI		
DIV. I ONLY		5-4-0	.55556	89	5-4-0	16	71	27	.58424	27	2	2
DIV. I NON-CONF.		3-3-0	.5	98	3-3-0	26	85	31	.57438	31	4	4
<hr/>												
TOTALS	RPI 1-25	RPI 26-50		W-L RECORDS		RPI 51-100		RPI 101-150		RPI 150+		
5-4-0	0-2-0	1-1-0		OVERALL		3-0-0		0-1-0		1-0-0		
3-1-0	0-1-0	0-0-0		HOME		2-0-0		0-0-0		1-0-0		
2-2-0	0-0-0	1-1-0		AWAY		1-0-0		0-1-0		0-0-0		
0-1-0	0-1-0	0-0-0		NEUTRAL		0-0-0		0-0-0		0-0-0		
3-3-0	0-1-0	1-1-0		NON-CONFERENCE		1-0-0		0-1-0		1-0-0		
2-0-0	0-0-0	0-0-0		HOME		1-0-0		0-0-0		1-0-0		
1-2-0	0-0-0	1-0-		AWAY		0-0-0		0-1-0		0-0-0		
0-1-0	0-1-0	0-0-0		NEUTRAL		0-0-0		0-0-0		0-0-0		
2-1-0	0-1-0	0-0-0		CONFERENCE		2-0-0		0-0-0		0-0-0		
1-1-0	0-1-0	0-0-0		HOME		1-0-0		0-0-0		0-0-0		
1-0-0	0-0-0	0-0-0		AWAY		1-0-0		0-0-0		0-0-0		
0-0-0	0-0-0	0-0-0		NEUTRAL		0-0-0		0-0-0		0-0-0		
RPI	S	Opponent	Score	RPI	S	Opponent	Score	RPI	S	Opponent	Score	
2	N	UC Irvine	1 2	40	A	Providence	2 1	75	H	Radford	1 0	
4	H	Syracuse	0 1	50	A	San Diego St.	1 2	93	A	Boston College	2 0	
								193	H	Gardner-Webb	6 0	

Average RPI Win:	90	WON-LOST	WINNING	LAST 10	STRENGTH OF	OPP. STRENGTH	TEAM	ADJ	CONF.	ADJ CONF.				
Average RPI Loss:	34	RECORD	PCT. RANK	GAMES	SCHEDULE	OF SCHEDULE	RPI	RPI	RPI	RPI				
DIV. I ONLY	4-1-4	.66667	38	4-1-4	53	6	32	.57787	28	3	3			
DIV. I NON-CONF.	4-0-2	.83333	10	4-0-2	27	33	28	.58825	26	2	2			
<hr/>														
TOTALS	RPI 1-25	RPI 26-50		W-L RECORDS		RPI 51-100		RPI 101-150		RPI 150+				
4-1-4	1-0-1	0-1-1		OVERALL		0-0-1		3-0-1		0-0-0				
4-0-1	1-0-0	0-0-0		HOME		0-0-0		3-0-1		0-0-0				
0-1-2	0-0-1	0-1-1		AWAY		0-0-0		0-0-0		0-0-0				
0-0-1	0-0-0	0-0-0		NEUTRAL		0-0-1		0-0-0		0-0-0				
4-0-2	1-0-0	0-0-1		NON-CONFERENCE		0-0-1		3-0-0		0-0-0				
4-0-0	1-0-0	0-0-0		HOME		0-0-0		3-0-0		0-0-0				
0-0-1	0-0-0	0-1-		AWAY		0-0-0		0-0-0		0-0-0				
0-0-1	0-0-0	0-0-0		NEUTRAL		0-0-1		0-0-0		0-0-0				
0-1-2	0-0-1	0-1-0		CONFERENCE		0-0-0		0-0-1		0-0-0				
0-0-1	0-0-0	0-0-0		HOME		0-0-0		0-0-1		0-0-0				
0-1-1	0-0-1	0-1-0		AWAY		0-0-0		0-0-0		0-0-0				
0-0-0	0-0-0	0-0-0		NEUTRAL		0-0-0		0-0-0		0-0-0				
RPI	S	Opponent	Score		RPI	S	Opponent	Score		RPI	S	Opponent	Score	
9	H	Valparaiso	1	0	32	A	UC Santa Barbara	1	1	52	N	Cal St. Fullerton	0	0
11	A	Indiana	1	1	34	A	Ohio St.	0	2			Hofstra	3	0
												Michigan	0	0
												DePaul	1	0
												Quinnipiac	2	0
					LAST 10 GAMES									
					52	N	Cal St. Fullerton	0	0	11	A	Indiana	1	1
					32	A	UC Santa Barbara	1	1	119	H	DePaul	1	0
					111	H	Hofstra	3	0	113	H	Michigan	0	0
					121	H	Quinnipiac	2	0	9	H	Valparaiso	1	0
										34	A	Ohio St.	0	2

Non-Div. I Games:

Northwestern

Average RPI Win:	102	WON-LOST RECORD	WINNING PCT. RANK	LAST 10 GAMES	STRENGTH OF SCHEDULE	OPP. STRENGTH OF SCHEDULE	TEAM RPI	ADJ RPI	CONF. RPI	ADJ CONF. RPI	
DIV. I ONLY		5-3-0	.625 49	5-3-0	50	30	30	.57718 29	20	20	
DIV. I NON-CONF.		4-3-0	.57143 70	4-3-0	23	17	19	.60823 17	19	20	
<hr/>											
TOTALS	RPI 1-25	RPI 26-50		W-L RECORDS	RPI 51-100		RPI 101-150		RPI 150+		
5-3-0	1-2-0	0-0-0		OVERALL	1-1-0		2-0-0		1-0-0		
2-2-0	0-2-0	0-0-0		HOME	1-0-0		1-0-0		0-0-0		
3-1-0	1-0-0	0-0-0		AWAY	0-1-0		1-0-0		1-0-0		
0-0-0	0-0-0	0-0-0		NEUTRAL	0-0-0		0-0-0		0-0-0		
<hr/>											
4-3-0	1-2-0	0-0-0		NON-CONFERENCE	1-1-0		2-0-0		0-0-0		
2-2-0	0-2-0	0-0-0		HOME	1-0-0		1-0-0		0-0-0		
2-1-0	1-0-0	0-0-		AWAY	0-1-0		1-0-0		0-0-0		
0-0-0	0-0-0	0-0-0		NEUTRAL	0-0-0		0-0-0		0-0-0		
<hr/>											
1-0-0	0-0-0	0-0-0		CONFERENCE	0-0-0		0-0-0		1-0-0		
0-0-0	0-0-0	0-0-0		HOME	0-0-0		0-0-0		0-0-0		
1-0-0	0-0-0	0-0-0		AWAY	0-0-0		0-0-0		1-0-0		
0-0-0	0-0-0	0-0-0		NEUTRAL	0-0-0		0-0-0		0-0-0		
<hr/>											
RPI S	Opponent	Score		RPI S	Opponent	Score		RPI S	Opponent	Score	
7 A	Charlotte	2	1								
17 H	UAB	1	2								
18 H	Furman	0	1								

C
S
U
N

CSUN

Average RPI Win:	118	WON-LOST RECORD	WINNING PCT. RANK	LAST 10 GAMES	STRENGTH OF SCHEDULE	OPP. STRENGTH OF SCHEDULE	TEAM RPI	ADJ RPI	CONF. RPI	ADJ CONF. RPI	
DIV. I ONLY		4-3-1	.5625 81	4-3-1	19	52	28	.5741 32	5	5	
DIV. I NON-CONF.		4-3-1	.5625 86	4-3-1	22	50	30	.5741 32	5	5	
<hr/>											
TOTALS	RPI 1-25	RPI 26-50		W-L RECORDS	RPI 51-100		RPI 101-150		RPI 150+		
4-3-1	0-3-0	1-0-1		OVERALL	0-0-0		1-0-0		2-0-0		
3-1-1	0-1-0	1-0-1		HOME	0-0-0		1-0-0		1-0-0		
1-1-0	0-1-0	0-0-0		AWAY	0-0-0		0-0-0		1-0-0		
0-1-0	0-1-0	0-0-0		NEUTRAL	0-0-0		0-0-0		0-0-0		
<hr/>											
4-3-1	0-3-0	1-0-1		NON-CONFERENCE	0-0-0		1-0-0		2-0-0		
3-1-1	0-1-0	1-0-1		HOME	0-0-0		1-0-0		1-0-0		
1-1-0	0-1-0	0-0-		AWAY	0-0-0		0-0-0		1-0-0		
0-1-0	0-1-0	0-0-0		NEUTRAL	0-0-0		0-0-0		0-0-0		
<hr/>											
0-0-0	0-0-0	0-0-0		CONFERENCE	0-0-0		0-0-0		0-0-0		
0-0-0	0-0-0	0-0-0		HOME	0-0-0		0-0-0		0-0-0		
0-0-0	0-0-0	0-0-0		AWAY	0-0-0		0-0-0		0-0-0		
0-0-0	0-0-0	0-0-0		NEUTRAL	0-0-0		0-0-0		0-0-0		
<hr/>											
RPI S	Opponent	Score	RPI S	Opponent	Score	RPI S	Opponent	Score	RPI S	Opponent	Score
12 H	UCLA	0 1	28 H	Northwestern	1 1				107 H	Colgate	4 1
18 N	Furman	0 3	50 H	San Diego St.	1 0				155 H	Drake	4 1
19 A	Stanford	1 4							159 A	Col. of Charleston	2 1
<hr/>											
LAST 10 GAMES											
			155 H	Drake	4 1	28 H	Northwestern	1 1			
			50 H	San Diego St.	1 0	18 N	Furman	0 3			
			12 H	UCLA	0 1	159 A	Col. of Charleston	2 1			
			107 H	Colgate	4 1						
			19 A	Stanford	1 4						

Average RPI Win:	73	WON-LOST	WINNING	LAST 10	STRENGTH OF	OPP. STRENGTH	TEAM	ADJ	CONF.	ADJ CONF.
Average RPI Loss:	63	RECORD	PCT. RANK	GAMES	SCHEDULE	OF SCHEDULE	RPI	RPI	RPI	RPI
DIV. I ONLY		5-3-0	.625 49	5-3-0	56	16	29	.5713 33	17	16
DIV. I NON-CONF.		5-3-0	.625 51	5-3-0	53	14	32	.5713 34	17	17
TOTALS	RPI 1-25		RPI 26-50	W-L RECORDS		RPI 51-100		RPI 101-150		RPI 150+
5-3-0	1-1-0		2-1-0	OVERALL		0-0-0		1-1-0		1-0-0
3-1-0	0-0-0		2-0-0	HOME		0-0-0		1-1-0		0-0-0
1-2-0	0-1-0		0-1-0	AWAY		0-0-0		0-0-0		1-0-0
1-0-0	1-0-0		0-0-0	NEUTRAL		0-0-0		0-0-0		0-0-0
5-3-0	1-1-0		2-1-0	NON-CONFERENCE		0-0-0		1-1-0		1-0-0
3-1-0	0-0-0		2-0-0	HOME		0-0-0		1-1-0		0-0-0
1-2-0	0-1-0		0-0-	AWAY		0-0-0		0-0-0		1-0-0
1-0-0	1-0-0		0-0-0	NEUTRAL		0-0-0		0-0-0		0-0-0
0-0-0	0-0-0		0-0-0	CONFERENCE		0-0-0		0-0-0		0-0-0
0-0-0	0-0-0		0-0-0	HOME		0-0-0		0-0-0		0-0-0
0-0-0	0-0-0		0-0-0	AWAY		0-0-0		0-0-0		0-0-0
0-0-0	0-0-0		0-0-0	NEUTRAL		0-0-0		0-0-0		0-0-0
RPI S Opponent	Score		RPI S Opponent	Score		RPI S Opponent	Score	RPI S Opponent	Score	
18 N Furman	2 1		36 H Oregon St.	1 0		108 H Gonzaga	1 0			
22 A Washington	1 4		37 A St. Mary's (CA)	2 4		129 H UConn	1 3			
			45 H Penn	2 0		159 A Col. of Charleston	2 0			
LAST 10 GAMES										
37 A St. Mary's (CA)	2 4		108 H Gonzaga	1 0						
129 H UConn	1 3		36 H Oregon St.	1 0						
45 H Penn	2 0		18 N Furman	2 1						
22 A Washington	1 4									
159 A Col. of Charleston	2 0									

Non-Div. I Games:

Seattle

Average RPI Win: 43		WON-LOST	WINNING	LAST 10	STRENGTH OF		OPP. STRENGTH	TEAM	ADJ	CONF.	ADJ CONF.
Average RPI Loss: 47		RECORD	PCT. RANK	GAMES	SCHEDULE		OF SCHEDULE	RPI	RPI	RPI	RPI
DIV. I ONLY		2-3-3	.4375	128	2-3-3		3	59	36	.56817	34
DIV. I NON-CONF.		1-2-3	.41667	146	1-2-3		21	51	56	.54102	51
TOTALS		RPI 1-25	RPI 26-50		W-L RECORDS		RPI 51-100		RPI 101-150		RPI 150+
2-3-3		0-1-1	1-0-1		OVERALL		1-2-1		0-0-0		0-0-0
1-1-2		0-0-0	1-0-1		HOME		0-1-1		0-0-0		0-0-0
0-2-1		0-1-1	0-0-0		AWAY		0-1-0		0-0-0		0-0-0
1-0-0		0-0-0	0-0-0		NEUTRAL		1-0-0		0-0-0		0-0-0
1-2-3		0-0-1	0-0-1		NON-CONFERENCE		1-2-1		0-0-0		0-0-0
0-1-2		0-0-0	0-0-1		HOME		0-1-1		0-0-0		0-0-0
0-1-1		0-0-1	0-0-		AWAY		0-1-0		0-0-0		0-0-0
1-0-0		0-0-0	0-0-0		NEUTRAL		1-0-0		0-0-0		0-0-0
1-1-0		0-1-0	1-0-0		CONFERENCE		0-0-0		0-0-0		0-0-0
1-0-0		0-0-0	1-0-0		HOME		0-0-0		0-0-0		0-0-0
0-1-0		0-1-0	0-0-0		AWAY		0-0-0		0-0-0		0-0-0
0-0-0		0-0-0	0-0-0		NEUTRAL		0-0-0		0-0-0		0-0-0
RPI S	Opponent	Score	RPI S	Opponent	Score	RPI S	Opponent	Score	RPI S	Opponent	Score
15 A	Penn St.	0 1	28 H	Northwestern	2 0	54 H	Butler	2 2			
20 A	UNC Wilmington	1 1	46 H	UC Davis	0 0	58 N	Elon	1 0			
						60 H	Akron	1 3			
						67 A	Dayton	0 1			
LAST 10 GAMES											
			58 N	Elon	1 0	67 A	Dayton	0 1			
			20 A	UNC Wilmington	1 1	60 H	Akron	1 3			
			54 H	Butler	2 2	15 A	Penn St.	0 1			
			46 H	UC Davis	0 0	28 H	Northwestern	2 0			

Non-Div. I Games:

Ohio St.

Average RPI Win: 108		WON-LOST RECORD		WINNING PCT. RANK		LAST 10 GAMES		STRENGTH OF SCHEDULE		OPP. STRENGTH OF SCHEDULE		TEAM RPI		ADJ RPI		CONF. RPI		ADJ CONF. RPI	
DIV. I ONLY		5-3-1		.61111 60		5-3-1		25		147		31		.56727 35		23		23	
DIV. I NON-CONF.		5-3-1		.61111 59		5-3-1		30		141		33		.56727 36		23		23	
TOTALS		RPI 1-25		RPI 26-50		W-L RECORDS		RPI 51-100		RPI 101-150		RPI 150+							
5-3-1		0-1-0		0-0-0		OVERALL		2-1-1		3-1-0		0-0-0							
3-1-0		0-0-0		0-0-0		HOME		1-0-0		2-1-0		0-0-0							
2-2-1		0-1-0		0-0-0		AWAY		1-1-1		1-0-0		0-0-0							
0-0-0		0-0-0		0-0-0		NEUTRAL		0-0-0		0-0-0		0-0-0							
5-3-1		0-1-0		0-0-0		NON-CONFERENCE		2-1-1		3-1-0		0-0-0							
3-1-0		0-0-0		0-0-0		HOME		1-0-0		2-1-0		0-0-0							
2-2-1		0-1-0		0-0-		AWAY		1-1-1		1-0-0		0-0-0							
0-0-0		0-0-0		0-0-0		NEUTRAL		0-0-0		0-0-0		0-0-0							
0-0-0		0-0-0		0-0-0		CONFERENCE		0-0-0		0-0-0		0-0-0							
0-0-0		0-0-0		0-0-0		HOME		0-0-0		0-0-0		0-0-0							
0-0-0		0-0-0		0-0-0		AWAY		0-0-0		0-0-0		0-0-0							
0-0-0		0-0-0		0-0-0		NEUTRAL		0-0-0		0-0-0		0-0-0							
RPI	S	Opponent		Score		RPI	S	Opponent		Score		RPI	S	Opponent		Score			
15	A	Penn St.		0 3								56	A	Duquesne		2 4			
												57	A	West Virginia		1 0			
												64	A	Canisius		0 0			
												90	H	Hartford		1 0			
												118	H	William & Mary		1 0			
												131	H	Bucknell		0 2			
												132	A	George Washington		2 1			
												143	H	Loyola Maryland		2 0			
LAST 10 GAMES																			
64	A	Canisius		0 0		90	H	Hartford		1 0									
131	H	Bucknell		0 2		132	A	George Washington		2 1									
56	A	Duquesne		2 4		15	A	Penn St.		0 3									
143	H	Loyola Maryland		2 0		118	H	William & Mary		1 0									
						57	A	West Virginia		1 0									

Non-Div. I Games:

Saint Francis (PA)

Average RPI Win:	121	WON-LOST RECORD	WINNING PCT. RANK	LAST 10 GAMES	STRENGTH OF SCHEDULE	OPP. STRENGTH OF SCHEDULE	TEAM RPI	ADJ RPI	CONF. RPI	ADJ CONF. RPI	
DIV. I ONLY		6-2-0	.75 15	6-2-0	99	77	33	.56651 36	1	1	
DIV. I NON-CONF.		6-2-0	.75 19	6-2-0	100	73	34	.56651 37	1	1	
<hr/>											
TOTALS	RPI 1-25		RPI 26-50	W-L RECORDS		RPI 51-100		RPI 101-150		RPI 150+	
6-2-0	0-1-0		0-1-0	OVERALL		2-0-0		3-0-0		1-0-0	
5-0-0	0-0-0		0-0-0	HOME		2-0-0		2-0-0		1-0-0	
1-2-0	0-1-0		0-1-0	AWAY		0-0-0		1-0-0		0-0-0	
0-0-0	0-0-0		0-0-0	NEUTRAL		0-0-0		0-0-0		0-0-0	
6-2-0	0-1-0		0-1-0	NON-CONFERENCE		2-0-0		3-0-0		1-0-0	
5-0-0	0-0-0		0-0-0	HOME		2-0-0		2-0-0		1-0-0	
1-2-0	0-1-0		0-0-	AWAY		0-0-0		1-0-0		0-0-0	
0-0-0	0-0-0		0-0-0	NEUTRAL		0-0-0		0-0-0		0-0-0	
0-0-0	0-0-0		0-0-0	CONFERENCE		0-0-0		0-0-0		0-0-0	
0-0-0	0-0-0		0-0-0	HOME		0-0-0		0-0-0		0-0-0	
0-0-0	0-0-0		0-0-0	AWAY		0-0-0		0-0-0		0-0-0	
0-0-0	0-0-0		0-0-0	NEUTRAL		0-0-0		0-0-0		0-0-0	
<hr/>											
RPI S	Opponent	Score	RPI S	Opponent	Score	RPI S	Opponent	Score	RPI S	Opponent	Score
24 A	Marquette	0 1	33 A	Seattle	0 1	56 H	Duquesne	2 1	124 A	Milwaukee	2 0
						71 H	Siena	1 0	144 H	Evansville	3 1
									145 H	Portland	2 0
									183 H	UCF	1 0
<hr/>											
LAST 10 GAMES											
33 A	Seattle	0 1	56 H	Duquesne	2 1						
145 H	Portland	2 0	71 H	Siena	1 0						
144 H	Evansville	3 1	24 A	Marquette	0 1						
			124 A	Milwaukee	2 0						
			183 H	UCF	1 0						

Non-Div. I Games:	Northwest Chrst.	11	1
-------------------	------------------	----	---

Oregon St.

Average RPI Win:		106	WON-LOST RECORD		WINNING PCT. RANK		LAST 10 GAMES		STRENGTH OF SCHEDULE		OPP. STRENGTH OF SCHEDULE		TEAM RPI		ADJ RPI		CONF. RPI		ADJ CONF. RPI		
Average RPI Loss:		56																			
DIV. I ONLY			5-2-2		.66667 38		5-2-2		51		88		37		.56469 37		8		8		
DIV. I NON-CONF.			5-2-2		.66667 41		5-2-2		51		86		37		.56469 38		8		8		
TOTALS		RPI 1-25		RPI 26-50		W-L RECORDS		RPI 51-100		RPI 101-150		RPI 150+									
5-2-2		1-1-0		1-0-1		OVERALL		0-0-0		1-1-0		2-0-1									
4-0-0		0-0-0		1-0-0		HOME		0-0-0		1-0-0		2-0-0									
1-2-2		1-1-0		0-0-1		AWAY		0-0-0		0-1-0		0-0-1									
0-0-0		0-0-0		0-0-0		NEUTRAL		0-0-0		0-0-0		0-0-0									
5-2-2		1-1-0		1-0-1		NON-CONFERENCE		0-0-0		1-1-0		2-0-1									
4-0-0		0-0-0		1-0-0		HOME		0-0-0		1-0-0		2-0-0									
1-2-2		1-1-0		0-1-		AWAY		0-0-0		0-1-0		0-0-1									
0-0-0		0-0-0		0-0-0		NEUTRAL		0-0-0		0-0-0		0-0-0									
0-0-0		0-0-0		0-0-0		CONFERENCE		0-0-0		0-0-0		0-0-0									
0-0-0		0-0-0		0-0-0		HOME		0-0-0		0-0-0		0-0-0									
0-0-0		0-0-0		0-0-0		AWAY		0-0-0		0-0-0		0-0-0									
0-0-0		0-0-0		0-0-0		NEUTRAL		0-0-0		0-0-0		0-0-0									
RPI	S	Opponent		Score		RPI	S	Opponent		Score		RPI	S	Opponent		Score					
4	A	Syracuse		0	3	33	H	Seattle		4	2	107	A	Colgate		0	1				
22	A	Washington		2	1	46	A	UC Davis		1	1	125	H	FGCU		1	0				
												171	H	Central Ark.		3	1				
												175	A	Sacramento St.		1	1				
												178	H	San Jose St.		2	1				
						LAST 10 GAMES															
						46	A	UC Davis		1	1	125	H	FGCU		1	0				
						175	A	Sacramento St.		1	1	171	H	Central Ark.		3	1				
						178	H	San Jose St.		2	1	22	A	Washington		2	1				
						33	H	Seattle		4	2	4	A	Syracuse		0	3				
												107	A	Colgate		0	1				

Non-Div. I Games:

St. Mary's (CA)

Average RPI Win:	72	WON-LOST RECORD	WINNING PCT. RANK	LAST 10 GAMES	STRENGTH OF SCHEDULE	OPP. STRENGTH OF SCHEDULE	TEAM RPI	ADJ RPI	CONF. RPI	ADJ CONF. RPI				
DIV. I ONLY		4-3-2	.55556	89	4-3-2	33	20	40	.55971	38	6	6		
DIV. I NON-CONF.		4-3-1	.5625	86	4-3-1	13	6	23	.6009	22	6	6		
<hr/>														
TOTALS	RPI 1-25	RPI 26-50		W-L RECORDS		RPI 51-100		RPI 101-150		RPI 150+				
4-3-2	1-2-1	1-0-0		OVERALL		1-1-0		0-0-0		1-0-1				
3-1-1	0-1-1	1-0-0		HOME		1-0-0		0-0-0		1-0-0				
1-1-1	1-0-0	0-0-0		AWAY		0-1-0		0-0-0		0-0-1				
0-1-0	0-1-0	0-0-0		NEUTRAL		0-0-0		0-0-0		0-0-0				
4-3-1	1-2-1	1-0-0		NON-CONFERENCE		1-1-0		0-0-0		1-0-0				
3-1-1	0-1-1	1-0-0		HOME		1-0-0		0-0-0		1-0-0				
1-1-0	1-0-0	0-0-		AWAY		0-1-0		0-0-0		0-0-0				
0-1-0	0-1-0	0-0-0		NEUTRAL		0-0-0		0-0-0		0-0-0				
0-0-1	0-0-0	0-0-0		CONFERENCE		0-0-0		0-0-0		0-0-1				
0-0-0	0-0-0	0-0-0		HOME		0-0-0		0-0-0		0-0-0				
0-0-1	0-0-0	0-0-0		AWAY		0-0-0		0-0-0		0-0-1				
0-0-0	0-0-0	0-0-0		NEUTRAL		0-0-0		0-0-0		0-0-0				
RPI	S	Opponent	Score		RPI	S	Opponent	Score		RPI	S	Opponent	Score	
1	A	Notre Dame	1	0	43	H	Xavier	1	0	51	H	East Tenn. St.	2	0
8	H	Louisville	1	2						84	A	Wright St.	0	1
11	N	Indiana	0	1										
18	H	Furman	0	0										
					LAST 10 GAMES									
201	A	Fla. Atlantic	0	0	1	A	Notre Dame	1	0	11	N	Indiana	0	1
8	H	Louisville	1	2	11	N	Indiana	0	1	194	H	Belmont	2	0
18	H	Furman	0	0	84	A	Wright St.	0	1					
43	H	Xavier	1	0										
51	H	East Tenn. St.	2	0										

Non-Div. I Games:

Kentucky

Average RPI Win:	119	WON-LOST RECORD	WINNING PCT. RANK	LAST 10 GAMES	STRENGTH OF SCHEDULE	OPP. STRENGTH OF SCHEDULE	TEAM RPI	ADJ RPI	CONF. RPI	ADJ CONF. RPI	
DIV. I ONLY	6-3-0	.66667	38	6-3-0	80	53	38	.55963	39	16	17
DIV. I NON-CONF.	5-3-0	.625	51	5-3-0	90	29	40	.55825	40	16	16
<hr/>											
TOTALS	RPI 1-25	RPI 26-50		W-L RECORDS	RPI 51-100		RPI 101-150		RPI 150+		
6-3-0	0-1-0	1-1-0		OVERALL	1-1-0		3-0-0		1-0-0		
6-0-0	0-0-0	1-0-0		HOME	1-0-0		3-0-0		1-0-0		
0-2-0	0-0-0	0-1-0		AWAY	0-1-0		0-0-0		0-0-0		
0-1-0	0-1-0	0-0-0		NEUTRAL	0-0-0		0-0-0		0-0-0		
<hr/>											
5-3-0	0-1-0	1-1-0		NON-CONFERENCE	1-1-0		2-0-0		1-0-0		
5-0-0	0-0-0	1-0-0		HOME	1-0-0		2-0-0		1-0-0		
0-2-0	0-0-0	0-0-		AWAY	0-1-0		0-0-0		0-0-0		
0-1-0	0-1-0	0-0-0		NEUTRAL	0-0-0		0-0-0		0-0-0		
<hr/>											
1-0-0	0-0-0	0-0-0		CONFERENCE	0-0-0		1-0-0		0-0-0		
1-0-0	0-0-0	0-0-0		HOME	0-0-0		1-0-0		0-0-0		
0-0-0	0-0-0	0-0-0		AWAY	0-0-0		0-0-0		0-0-0		
0-0-0	0-0-0	0-0-0		NEUTRAL	0-0-0		0-0-0		0-0-0		
<hr/>											
RPI S	Opponent	Score	RPI S	Opponent	Score	RPI S	Opponent	Score	RPI S	Opponent	Score
2 N	UC Irvine	1 2	31 H	CSUN	2 1	91 A	Utah Valley	1 2	130 H	New Hampshire	1 0
			50 A	San Diego St.	3 4	94 H	Navy	2 1	138 H	Oral Roberts	4 0
									145 H	Portland	2 1
									176 H	Oakland	3 2
<hr/>											
LAST 10 GAMES											
145 H Portland						138 H Oral Roberts					
91 A Utah Valley						2 N UC Irvine					
130 H New Hampshire						94 H Navy					
176 H Oakland						31 H CSUN					
50 A San Diego St.											

Non-Div. I Games:

Denver

Average RPI Win: 125		WON-LOST	WINNING	LAST 10	STRENGTH OF		OPP. STRENGTH	TEAM	ADJ		CONF.	ADJ CONF.			
Average RPI Loss: 74		RECORD	PCT. RANK	GAMES	SCHEDULE		OF SCHEDULE	RPI	RPI		RPI	RPI			
DIV. I ONLY		5-2-0	.71429	29	5-2-0		89	93	39	.55955	40	4	4		
DIV. I NON-CONF.		5-2-0	.71429	28	5-2-0		92	91	39	.55955	39	3	3		
TOTALS		RPI 1-25	RPI 26-50		W-L RECORDS		RPI 51-100		RPI 101-150		RPI 150+				
5-2-0	0-0-0	0-1-0		OVERALL		1-0-0		4-1-0		0-0-0					
3-1-0	0-0-0	0-1-0		HOME		1-0-0		2-0-0		0-0-0					
2-1-0	0-0-0	0-0-0		AWAY		0-0-0		2-1-0		0-0-0					
0-0-0	0-0-0	0-0-0		NEUTRAL		0-0-0		0-0-0		0-0-0					
5-2-0	0-0-0	0-1-0		NON-CONFERENCE		1-0-0		4-1-0		0-0-0					
3-1-0	0-0-0	0-1-0		HOME		1-0-0		2-0-0		0-0-0					
2-1-0	0-0-0	0-0-		AWAY		0-0-0		2-1-0		0-0-0					
0-0-0	0-0-0	0-0-0		NEUTRAL		0-0-0		0-0-0		0-0-0					
0-0-0	0-0-0	0-0-0		CONFERENCE		0-0-0		0-0-0		0-0-0					
0-0-0	0-0-0	0-0-0		HOME		0-0-0		0-0-0		0-0-0					
0-0-0	0-0-0	0-0-0		AWAY		0-0-0		0-0-0		0-0-0					
0-0-0	0-0-0	0-0-0		NEUTRAL		0-0-0		0-0-0		0-0-0					
RPI	S	Opponent	Score	RPI	S	Opponent	Score	RPI	S	Opponent	Score	RPI	S	Opponent	Score
				27	H	Clemson	1 2	98	H	Holy Cross	2 0	101	A	Brown	3 2
												121	A	Quinnipiac	1 3
												139	A	Bryant	2 0
												140	H	Rhode Island	5 1
												146	H	Northeastern	3 1
LAST 10 GAMES															
				101	A	Brown	3 2	146	H	Northeastern	3 1				
				121	A	Quinnipiac	1 3	27	H	Clemson	1 2				
				98	H	Holy Cross	2 0								
				140	H	Rhode Island	5 1								
				139	A	Bryant	2 0								

Non-Div. I Games:

Providence

D
u
k
e

Duke

Average RPI Win:	148	WON-LOST	WINNING	LAST 10	STRENGTH OF	OPP. STRENGTH	TEAM	ADJ	CONF.	ADJ CONF.							
Average RPI Loss:	24	RECORD	PCT. RANK	GAMES	SCHEDULE	OF SCHEDULE	RPI	RPI	RPI	RPI							
DIV. I ONLY		6-2-1	.72222	21	6-2-1	115	48	46	.55563	42	12	12					
DIV. I NON-CONF.		6-2-1	.72222	24	6-2-1	117	47	45	.55563	42	13	14					

TOTALS		RPI 1-25		RPI 26-50		W-L RECORDS		RPI 51-100		RPI 101-150		RPI 150+					
6-2-1		0-1-1		0-1-0		OVERALL		1-0-0		2-0-0		3-0-0					
5-0-0		0-0-0		0-0-0		HOME		1-0-0		1-0-0		3-0-0					
1-2-1		0-1-1		0-1-0		AWAY		0-0-0		1-0-0		0-0-0					
0-0-0		0-0-0		0-0-0		NEUTRAL		0-0-0		0-0-0		0-0-0					
6-2-1		0-1-1		0-1-0		NON-CONFERENCE		1-0-0		2-0-0		3-0-0					
5-0-0		0-0-0		0-0-0		HOME		1-0-0		1-0-0		3-0-0					
1-2-1		0-1-1		0-0-		AWAY		0-0-0		1-0-0		0-0-0					
0-0-0		0-0-0		0-0-0		NEUTRAL		0-0-0		0-0-0		0-0-0					
0-0-0		0-0-0		0-0-0		CONFERENCE		0-0-0		0-0-0		0-0-0					
0-0-0		0-0-0		0-0-0		HOME		0-0-0		0-0-0		0-0-0					
0-0-0		0-0-0		0-0-0		AWAY		0-0-0		0-0-0		0-0-0					
0-0-0		0-0-0		0-0-0		NEUTRAL		0-0-0		0-0-0		0-0-0					
RPI	S	Opponent		Score		RPI	S	Opponent		Score		RPI	S	Opponent		Score	
4	A	Syracuse		0	3	43	A	Xavier		0	1	71	H	Siena		1	0
8	A	Louisville		0	0							137	A	Binghamton		1	0
												142	H	Buffalo		5	0
												165	H	Lafayette		1	0
												182	H	Hartwick		1	0
												189	H	Fairleigh Dickinson		2	0

						LAST 10 GAMES											
						142 H Buffalo 5 0						189 H Fairleigh Dickinson 2 0					
						182 H Hartwick 1 0						71 H Siena 1 0					
						43 A Xavier 0 1						4 A Syracuse 0 3					
						8 A Louisville 0 0						137 A Binghamton 1 0					
												165 H Lafayette 1 0					

Non-Div. I Games:

Cornell

Average RPI Win:	99	WON-LOST	WINNING	LAST 10	STRENGTH OF	OPP. STRENGTH	TEAM	ADJ	CONF.	ADJ CONF.					
Average RPI Loss:	77	RECORD	PCT. RANK	GAMES	SCHEDULE	OF SCHEDULE	RPI	RPI	RPI	RPI					
DIV. I ONLY		6-3-0	.66667	38	6-3-0	83	85	42	.55317	43	4	4			
DIV. I NON-CONF.		5-3-0	.625	51	5-3-0	68	99	41	.55588	41	3	3			
<hr/>															
TOTALS	RPI 1-25		RPI 26-50	W-L RECORDS		RPI 51-100		RPI 101-150		RPI 150+					
6-3-0	0-0-0		1-1-0	OVERALL		2-1-0		2-1-0		1-0-0					
4-1-0	0-0-0		1-0-0	HOME		2-1-0		0-0-0		1-0-0					
2-2-0	0-0-0		0-1-0	AWAY		0-0-0		2-1-0		0-0-0					
0-0-0	0-0-0		0-0-0	NEUTRAL		0-0-0		0-0-0		0-0-0					
5-3-0	0-0-0		1-1-0	NON-CONFERENCE		1-1-0		2-1-0		1-0-0					
3-1-0	0-0-0		1-0-0	HOME		1-1-0		0-0-0		1-0-0					
2-2-0	0-0-0		0-0-	AWAY		0-0-0		2-1-0		0-0-0					
0-0-0	0-0-0		0-0-0	NEUTRAL		0-0-0		0-0-0		0-0-0					
1-0-0	0-0-0		0-0-0	CONFERENCE		1-0-0		0-0-0		0-0-0					
1-0-0	0-0-0		0-0-0	HOME		1-0-0		0-0-0		0-0-0					
0-0-0	0-0-0		0-0-0	AWAY		0-0-0		0-0-0		0-0-0					
0-0-0	0-0-0		0-0-0	NEUTRAL		0-0-0		0-0-0		0-0-0					
<hr/>															
RPI	S	Opponent	Score	RPI	S	Opponent	Score	RPI	S	Opponent	Score				
				38	A	Kentucky	0 1	53	H	Loyola Marymount	2 0	116	A	Bradley	4 2
				42	H	Cornell	1 0	72	H	Lipscomb	2 3	120	A	Wisconsin	0 4
								99	H	St. John's (NY)	1 0	131	A	Bucknell	1 0
												151	H	Cincinnati	3 0
<hr/>															
LAST 10 GAMES															
				99	H	St. John's (NY)	1 0	38	A	Kentucky	0 1				
				53	H	Loyola Marymount	2 0	151	H	Cincinnati	3 0				
				131	A	Bucknell	1 0	42	H	Cornell	1 0				
				72	H	Lipscomb	2 3	116	A	Bradley	4 2				
								120	A	Wisconsin	0 4				

Non-Div. I Games:

Xavier

Average RPI Win:	146	WON-LOST	WINNING	LAST 10	STRENGTH OF	OPP. STRENGTH	TEAM	ADJ	CONF.	ADJ CONF.	
Average RPI Loss:	6	RECORD	PCT. RANK	GAMES	SCHEDULE	OF SCHEDULE	RPI	RPI	RPI	RPI	
DIV. I ONLY		3-2-1	.58333 66	3-2-1	49	35	44	.55157 44	12	12	
DIV. I NON-CONF.		3-2-1	.58333 68	3-2-1	49	34	43	.55157 43	13	14	
<hr/>											
TOTALS	RPI 1-25	RPI 26-50		W-L RECORDS	RPI 51-100		RPI 101-150		RPI 150+		
3-2-1	0-2-0	0-0-0		OVERALL	0-0-1		2-0-0		1-0-0		
2-0-0	0-0-0	0-0-0		HOME	0-0-0		1-0-0		1-0-0		
1-1-1	0-1-0	0-0-0		AWAY	0-0-1		1-0-0		0-0-0		
0-1-0	0-1-0	0-0-0		NEUTRAL	0-0-0		0-0-0		0-0-0		
3-2-1	0-2-0	0-0-0		NON-CONFERENCE	0-0-1		2-0-0		1-0-0		
2-0-0	0-0-0	0-0-0		HOME	0-0-0		1-0-0		1-0-0		
1-1-1	0-1-0	0-0-		AWAY	0-0-1		1-0-0		0-0-0		
0-1-0	0-1-0	0-0-0		NEUTRAL	0-0-0		0-0-0		0-0-0		
0-0-0	0-0-0	0-0-0		CONFERENCE	0-0-0		0-0-0		0-0-0		
0-0-0	0-0-0	0-0-0		HOME	0-0-0		0-0-0		0-0-0		
0-0-0	0-0-0	0-0-0		AWAY	0-0-0		0-0-0		0-0-0		
0-0-0	0-0-0	0-0-0		NEUTRAL	0-0-0		0-0-0		0-0-0		
RPI S	Opponent	Score	RPI S	Opponent	Score	RPI S	Opponent	Score	RPI S	Opponent	Score
1 A	Notre Dame	1 4				98 A	Holy Cross	2 2	111 A	Hofstra	2 1
11 N	Indiana	0 1							141 H	Fordham	2 0
									187 H	UMass Lowell	4 0
<hr/>											
LAST 10 GAMES											
			141 H	Fordham	2 0	11 N	Indiana	0 1			
			98 A	Holy Cross	2 2	1 A	Notre Dame	1 4			
			187 H	UMass Lowell	4 0						
			111 A	Hofstra	2 1						

Non-Div. I Games:

Dartmouth

Pen

Penn

Penn

Average RPI Win: 75		WON-LOST	WINNING	LAST 10	STRENGTH OF		OPP. STRENGTH	TEAM	ADJ		CONF.	ADJ CONF.
Average RPI Loss: 0		RECORD	PCT. RANK	GAMES	SCHEDULE		OF SCHEDULE	RPI	RPI		RPI	RPI
DIV. I ONLY		2-0-7	.61111 60	2-0-7	20		82	43	.55086 46		5	5
DIV. I NON-CONF.		2-0-7	.61111 59	2-0-7	25		79	42	.55086 45		5	5
TOTALS		RPI 1-25	RPI 26-50		W-L RECORDS		RPI 51-100		RPI 101-150		RPI 150+	
2-0-7		0-0-0	0-0-2		OVERALL		2-0-4		0-0-0		0-0-1	
0-0-5		0-0-0	0-0-1		HOME		0-0-3		0-0-0		0-0-1	
1-0-2		0-0-0	0-0-1		AWAY		1-0-1		0-0-0		0-0-0	
1-0-0		0-0-0	0-0-0		NEUTRAL		1-0-0		0-0-0		0-0-0	
2-0-7		0-0-0	0-0-2		NON-CONFERENCE		2-0-4		0-0-0		0-0-1	
0-0-5		0-0-0	0-0-1		HOME		0-0-3		0-0-0		0-0-1	
1-0-2		0-0-0	0-1-		AWAY		1-0-1		0-0-0		0-0-0	
1-0-0		0-0-0	0-0-0		NEUTRAL		1-0-0		0-0-0		0-0-0	
0-0-0		0-0-0	0-0-0		CONFERENCE		0-0-0		0-0-0		0-0-0	
0-0-0		0-0-0	0-0-0		HOME		0-0-0		0-0-0		0-0-0	
0-0-0		0-0-0	0-0-0		AWAY		0-0-0		0-0-0		0-0-0	
0-0-0		0-0-0	0-0-0		NEUTRAL		0-0-0		0-0-0		0-0-0	
RPI S	Opponent	Score	RPI S	Opponent	Score	RPI S	Opponent	Score	RPI S	Opponent	Score	
			34 A	Ohio St.	0 0	53 H	Loyola Marymount	1 1	163 H	Grand Canyon	1 1	
			37 H	St. Mary's (CA)	1 1	61 A	San Francisco	0 0				
						62 H	Air Force	1 1				
						64 N	Canisius	2 1				
						78 H	San Diego	1 1				
						85 A	Bakersfield	2 1				
LAST 10 GAMES												
			37 H	St. Mary's (CA)	1 1	61 A	San Francisco	0 0				
			53 H	Loyola Marymount	1 1	163 H	Grand Canyon	1 1				
			64 N	Canisius	2 1	62 H	Air Force	1 1				
			34 A	Ohio St.	0 0	85 A	Bakersfield	2 1				
						78 H	San Diego	1 1				

Non-Div. I Games:

UC Davis

Average RPI Win:	141	WON-LOST RECORD	WINNING PCT. RANK	LAST 10 GAMES	STRENGTH OF SCHEDULE	OPP. STRENGTH OF SCHEDULE	TEAM RPI	ADJ RPI	CONF. RPI	ADJ CONF. RPI	
DIV. I ONLY		4-3-1	.5625 81	4-3-1	61	28	49	.54646 47	8	8	
DIV. I NON-CONF.		4-3-1	.5625 86	4-3-1	57	25	50	.54646 46	8	8	
<hr/>											
TOTALS	RPI 1-25		RPI 26-50	W-L RECORDS		RPI 51-100		RPI 101-150		RPI 150+	
4-3-1	0-1-1		0-1-0	OVERALL		0-1-0		3-0-0		1-0-0	
2-1-0	0-0-0		0-1-0	HOME		0-0-0		1-0-0		1-0-0	
2-2-1	0-1-1		0-0-0	AWAY		0-1-0		2-0-0		0-0-0	
0-0-0	0-0-0		0-0-0	NEUTRAL		0-0-0		0-0-0		0-0-0	
4-3-1	0-1-1		0-1-0	NON-CONFERENCE		0-1-0		3-0-0		1-0-0	
2-1-0	0-0-0		0-1-0	HOME		0-0-0		1-0-0		1-0-0	
2-2-1	0-1-1		0-0-	AWAY		0-1-0		2-0-0		0-0-0	
0-0-0	0-0-0		0-0-0	NEUTRAL		0-0-0		0-0-0		0-0-0	
0-0-0	0-0-0		0-0-0	CONFERENCE		0-0-0		0-0-0		0-0-0	
0-0-0	0-0-0		0-0-0	HOME		0-0-0		0-0-0		0-0-0	
0-0-0	0-0-0		0-0-0	AWAY		0-0-0		0-0-0		0-0-0	
0-0-0	0-0-0		0-0-0	NEUTRAL		0-0-0		0-0-0		0-0-0	
<hr/>											
RPI S	Opponent	Score	RPI S	Opponent	Score	RPI S	Opponent	Score	RPI S	Opponent	Score
5 A	Creighton	0 1	26 H	California	0 4	52 A	Cal St. Fullerton	0 1	110 H	Northern Ill.	1 0
12 A	UCLA	0 0							122 A	Omaha	3 2
									147 A	UC Riverside	1 0
									185 H	Massachusetts	2 0
<hr/>											
LAST 10 GAMES											
			26 H	California	0 4	147 A	UC Riverside	1 0			
			52 A	Cal St. Fullerton	0 1	12 A	UCLA	0 0			
			122 A	Omaha	3 2	110 H	Northern Ill.	1 0			
						185 H	Massachusetts	2 0			
						5 A	Creighton	0 1			

Non-Div. I Games:

Santa Clara

Average RPI Win:	97	WON-LOST	WINNING	LAST 10	STRENGTH OF	OPP. STRENGTH	TEAM	ADJ	CONF.	ADJ CONF.				
Average RPI Loss:	58	RECORD	PCT. RANK	GAMES	SCHEDULE	OF SCHEDULE	RPI	RPI	RPI	RPI				
DIV. I ONLY		4-2-2	.625	49	4-2-2	66	27	47	.54397	48	13	14		
DIV. I NON-CONF.		4-2-1	.64286	46	4-2-1	24	26	26	.58697	27	12	12		
<hr/>														
TOTALS	RPI 1-25	RPI 26-50		W-L RECORDS		RPI 51-100		RPI 101-150		RPI 150+				
4-2-2	0-1-1	0-0-0		OVERALL		2-0-0		1-1-0		1-0-1				
3-0-1	0-0-1	0-0-0		HOME		2-0-0		1-0-0		0-0-0				
1-2-1	0-1-0	0-0-0		AWAY		0-0-0		0-1-0		1-0-1				
0-0-0	0-0-0	0-0-0		NEUTRAL		0-0-0		0-0-0		0-0-0				
<hr/>														
4-2-1	0-1-1	0-0-0		NON-CONFERENCE		2-0-0		1-1-0		1-0-0				
3-0-1	0-0-1	0-0-0		HOME		2-0-0		1-0-0		0-0-0				
1-2-0	0-1-0	0-0-		AWAY		0-0-0		0-1-0		1-0-0				
0-0-0	0-0-0	0-0-0		NEUTRAL		0-0-0		0-0-0		0-0-0				
<hr/>														
0-0-1	0-0-0	0-0-0		CONFERENCE		0-0-0		0-0-0		0-0-1				
0-0-0	0-0-0	0-0-0		HOME		0-0-0		0-0-0		0-0-0				
0-0-1	0-0-0	0-0-0		AWAY		0-0-0		0-0-0		0-0-1				
0-0-0	0-0-0	0-0-0		NEUTRAL		0-0-0		0-0-0		0-0-0				
<hr/>														
RPI	S	Opponent	Score		RPI	S	Opponent	Score		RPI	S	Opponent	Score	
5	A	Creighton	1	3						110	A	Northern Ill.	0	1
14	H	Michigan St.	0	0						119	H	DePaul	2	1
										155	A	Drake	1	0
										176	A	Oakland	1	1
<hr/>														
					LAST 10 GAMES									
					176	A	Oakland	1	1	155	A	Drake	1	0
					119	H	DePaul	2	1	14	H	Michigan St.	0	0
					5	A	Creighton	1	3	61	H	San Francisco	1	0
					110	A	Northern Ill.	0	1	52	H	Cal St. Fullerton	3	2

Non-Div. I Games:

Ill.-Chicago

Average RPI Win:	140	WON-LOST RECORD	WINNING PCT. RANK	LAST 10 GAMES	STRENGTH OF SCHEDULE	OPP. STRENGTH OF SCHEDULE	TEAM RPI	ADJ RPI	CONF. RPI	ADJ CONF. RPI					
Average RPI Loss:	0														
DIV. I ONLY		7-0-1	.9375	3	7-0-1	201	46	52	.54161	49	7	7			
DIV. I NON-CONF.		7-0-1	.9375	3	7-0-1	199	46	53	.54161	50	7	7			

TOTALS	RPI 1-25		RPI 26-50		W-L RECORDS		RPI 51-100		RPI 101-150		RPI 150+				
7-0-1	0-0-0		1-0-0		OVERALL		0-0-1		3-0-0		3-0-0				
4-0-0	0-0-0		0-0-0		HOME		0-0-0		3-0-0		1-0-0				
2-0-1	0-0-0		1-0-0		AWAY		0-0-1		0-0-0		1-0-0				
1-0-0	0-0-0		0-0-0		NEUTRAL		0-0-0		0-0-0		1-0-0				
7-0-1	0-0-0		1-0-0		NON-CONFERENCE		0-0-1		3-0-0		3-0-0				
4-0-0	0-0-0		0-0-0		HOME		0-0-0		3-0-0		1-0-0				
2-0-1	0-0-0		1-0-		AWAY		0-0-1		0-0-0		1-0-0				
1-0-0	0-0-0		0-0-0		NEUTRAL		0-0-0		0-0-0		1-0-0				
0-0-0	0-0-0		0-0-0		CONFERENCE		0-0-0		0-0-0		0-0-0				
0-0-0	0-0-0		0-0-0		HOME		0-0-0		0-0-0		0-0-0				
0-0-0	0-0-0		0-0-0		AWAY		0-0-0		0-0-0		0-0-0				
0-0-0	0-0-0		0-0-0		NEUTRAL		0-0-0		0-0-0		0-0-0				
RPI	S	Opponent	Score	RPI	S	Opponent	Score	RPI	S	Opponent	Score	RPI	S	Opponent	Score
				30	A	American	1 0	89	A	Seton Hall	0 0	120	H	Wisconsin	2 1
												124	H	Milwaukee	2 0
												148	H	UMBC	3 0
												180	A	LIU Brooklyn	1 0
												182	H	Hartwick	1 0
												199	N	Howard	7 0

LAST 10 GAMES															
				180	A	LIU Brooklyn	1 0	148	H	UMBC	3 0				
				89	A	Seton Hall	0 0	30	A	American	1 0				
				182	H	Hartwick	1 0	199	N	Howard	7 0				
				124	H	Milwaukee	2 0								
				120	H	Wisconsin	2 1								

Non-Div. I Games:

George Mason

Average RPI Win:	96	WON-LOST	WINNING	LAST 10	STRENGTH OF	OPP. STRENGTH	TEAM	ADJ	CONF.	ADJ CONF.	
Average RPI Loss:	73	RECORD	PCT. RANK	GAMES	SCHEDULE	OF SCHEDULE	RPI	RPI	RPI	RPI	
DIV. I ONLY	5-3-0	.625	49	5-3-0	93	66	48	.54064	50	1	1
DIV. I NON-CONF.	5-3-0	.625	51	5-3-0	93	63	49	.54064	52	1	1
<hr/>											
TOTALS	RPI 1-25	RPI 26-50		W-L RECORDS		RPI 51-100		RPI 101-150		RPI 150+	
5-3-0	0-0-0	2-1-0		OVERALL		1-1-0		1-1-0		1-0-0	
5-1-0	0-0-0	2-0-0		HOME		1-1-0		1-0-0		1-0-0	
0-2-0	0-0-0	0-1-0		AWAY		0-0-0		0-1-0		0-0-0	
0-0-0	0-0-0	0-0-0		NEUTRAL		0-0-0		0-0-0		0-0-0	
5-3-0	0-0-0	2-1-0		NON-CONFERENCE		1-1-0		1-1-0		1-0-0	
5-1-0	0-0-0	2-0-0		HOME		1-1-0		1-0-0		1-0-0	
0-2-0	0-0-0	0-0-		AWAY		0-0-0		0-1-0		0-0-0	
0-0-0	0-0-0	0-0-0		NEUTRAL		0-0-0		0-0-0		0-0-0	
0-0-0	0-0-0	0-0-0		CONFERENCE		0-0-0		0-0-0		0-0-0	
0-0-0	0-0-0	0-0-0		HOME		0-0-0		0-0-0		0-0-0	
0-0-0	0-0-0	0-0-0		AWAY		0-0-0		0-0-0		0-0-0	
0-0-0	0-0-0	0-0-0		NEUTRAL		0-0-0		0-0-0		0-0-0	
RPI S	Opponent	Score	RPI S	Opponent	Score	RPI S	Opponent	Score	RPI S	Opponent	Score
			27 H	Clemson	2 1	84 H	Wright St.	3 2	103 A	FIU	1 2
			32 A	UC Santa Barbara	0 1	85 H	Bakersfield	0 1	142 H	Buffalo	1 0
			39 H	Denver	4 3				188 H	Pacific	2 0
			LAST 10 GAMES								
			84 H	Wright St.	3 2	32 A	UC Santa Barbara	0 1			
			39 H	Denver	4 3	103 A	FIU	1 2			
			27 H	Clemson	2 1	188 H	Pacific	2 0			
			142 H	Buffalo	1 0						
			85 H	Bakersfield	0 1						

Non-Div. I Games:

San Diego St.

Average RPI Win:	110	WON-LOST RECORD	WINNING PCT. RANK	LAST 10 GAMES	STRENGTH OF SCHEDULE	OPP. STRENGTH OF SCHEDULE	TEAM RPI	ADJ RPI	CONF. RPI	ADJ CONF. RPI	
DIV. I ONLY		4-3-0	.57143 67	4-3-0	76	31	50	.53968 51	19	19	
DIV. I NON-CONF.		4-3-0	.57143 70	4-3-0	77	30	51	.53968 53	20	19	
<hr/>											
TOTALS	RPI 1-25	RPI 26-50		W-L RECORDS	RPI 51-100		RPI 101-150		RPI 150+		
4-3-0	0-1-0	0-1-0		OVERALL	1-1-0		3-0-0		0-0-0		
2-1-0	0-0-0	0-0-0		HOME	0-1-0		2-0-0		0-0-0		
2-2-0	0-1-0	0-1-0		AWAY	1-0-0		1-0-0		0-0-0		
0-0-0	0-0-0	0-0-0		NEUTRAL	0-0-0		0-0-0		0-0-0		
<hr/>											
4-3-0	0-1-0	0-1-0		NON-CONFERENCE	1-1-0		3-0-0		0-0-0		
2-1-0	0-0-0	0-0-0		HOME	0-1-0		2-0-0		0-0-0		
2-2-0	0-1-0	0-0-		AWAY	1-0-0		1-0-0		0-0-0		
0-0-0	0-0-0	0-0-0		NEUTRAL	0-0-0		0-0-0		0-0-0		
<hr/>											
0-0-0	0-0-0	0-0-0		CONFERENCE	0-0-0		0-0-0		0-0-0		
0-0-0	0-0-0	0-0-0		HOME	0-0-0		0-0-0		0-0-0		
0-0-0	0-0-0	0-0-0		AWAY	0-0-0		0-0-0		0-0-0		
0-0-0	0-0-0	0-0-0		NEUTRAL	0-0-0		0-0-0		0-0-0		
<hr/>											
RPI S	Opponent	Score	RPI S	Opponent	Score	RPI S	Opponent	Score	RPI S	Opponent	Score
10 A	Winthrop	2 4	38 A	Kentucky	0 2	75 H	Radford	0 1	103 H	FIU	2 1
						96 A	VCU	2 1	118 A	William & Mary	3 2
									123 H	South Carolina	2 1
<hr/>											
LAST 10 GAMES											
96 A	VCU	2 1	10 A	Winthrop	2 4	123 H	South Carolina	2 1	103 H	FIU	2 1
118 A	William & Mary	3 2	38 A	Kentucky	0 2	75 H	Radford	0 1			

Non-Div. I Games:

East Tenn. St.

Average RPI Win:	120	WON-LOST	WINNING	LAST 10	STRENGTH OF	OPP. STRENGTH	TEAM	ADJ	CONF.	ADJ CONF.					
Average RPI Loss:	65	RECORD	PCT. RANK	GAMES	SCHEDULE	OF SCHEDULE	RPI	RPI	RPI	RPI					
DIV. I ONLY		4-3-2	.55556	89	4-3-2	41	110	51	.53794	52	5	5			
DIV. I NON-CONF.		4-3-2	.55556	92	4-3-2	41	107	52	.53794	54	5	5			
<hr/>															
TOTALS	RPI 1-25	RPI 26-50		W-L RECORDS		RPI 51-100		RPI 101-150		RPI 150+					
4-3-2	0-0-0	1-1-1		OVERALL		0-2-1		2-0-0		1-0-0					
2-1-0	0-0-0	1-0-0		HOME		0-1-0		1-0-0		0-0-0					
1-1-1	0-0-0	0-1-0		AWAY		0-0-1		0-0-0		1-0-0					
1-1-1	0-0-0	0-0-1		NEUTRAL		0-1-0		1-0-0		0-0-0					
<hr/>															
4-3-2	0-0-0	1-1-1		NON-CONFERENCE		0-2-1		2-0-0		1-0-0					
2-1-0	0-0-0	1-0-0		HOME		0-1-0		1-0-0		0-0-0					
1-1-1	0-0-0	0-0-		AWAY		0-0-1		0-0-0		1-0-0					
1-1-1	0-0-0	0-0-1		NEUTRAL		0-1-0		1-0-0		0-0-0					
<hr/>															
0-0-0	0-0-0	0-0-0		CONFERENCE		0-0-0		0-0-0		0-0-0					
0-0-0	0-0-0	0-0-0		HOME		0-0-0		0-0-0		0-0-0					
0-0-0	0-0-0	0-0-0		AWAY		0-0-0		0-0-0		0-0-0					
0-0-0	0-0-0	0-0-0		NEUTRAL		0-0-0		0-0-0		0-0-0					
<hr/>															
RPI	S	Opponent	Score	RPI	S	Opponent	Score	RPI	S	Opponent	Score	RPI	S	Opponent	Score
				28	N	Northwestern	0 0	61	H	San Francisco	1 2	122	H	Omaha	3 1
				47	H	Santa Clara	1 0	78	A	San Diego	0 0	148	N	UMBC	4 3
				48	A	Ill.-Chicago	2 3	86	N	Detroit	1 2	163	A	Grand Canyon	1 0
<hr/>															
LAST 10 GAMES															
				163	A	Grand Canyon	1 0	148	N	UMBC	4 3				
				122	H	Omaha	3 1	86	N	Detroit	1 2				
				47	H	Santa Clara	1 0	28	N	Northwestern	0 0				
				48	A	Ill.-Chicago	2 3	61	H	San Francisco	1 2				
								78	A	San Diego	0 0				

Non-Div. I Games:

Cal St. Fullerton

[illegible]

Non-Div. I Games:

Loyola Marymount

Average RPI Win:	99	WON-LOST	WINNING	LAST 10	STRENGTH OF	OPP. STRENGTH	TEAM	ADJ	CONF.	ADJ CONF.				
Average RPI Loss:	43	RECORD	PCT. RANK	GAMES	SCHEDULE	OF SCHEDULE	RPI	RPI	RPI	RPI				
DIV. I ONLY		4-3-3	.55	98	4-3-3	64	12	57	.53568	54	4	4		
DIV. I NON-CONF.		4-2-3	.61111	59	4-2-3	85	13	69	.5261	68	3	3		
<hr/>														
TOTALS	RPI 1-25	RPI 26-50		W-L RECORDS		RPI 51-100		RPI 101-150		RPI 150+				
4-3-3	1-2-1	0-0-1		OVERALL		1-0-0		1-1-0		1-0-1				
3-2-0	1-2-0	0-0-0		HOME		0-0-0		1-0-0		1-0-0				
0-1-3	0-0-1	0-0-1		AWAY		0-0-0		0-1-0		0-0-1				
1-0-0	0-0-0	0-0-0		NEUTRAL		1-0-0		0-0-0		0-0-0				
4-2-3	1-1-1	0-0-1		NON-CONFERENCE		1-0-0		1-1-0		1-0-1				
3-1-0	1-1-0	0-0-0		HOME		0-0-0		1-0-0		1-0-0				
0-1-3	0-0-1	0-1-		AWAY		0-0-0		0-1-0		0-0-1				
1-0-0	0-0-0	0-0-0		NEUTRAL		1-0-0		0-0-0		0-0-0				
0-1-0	0-1-0	0-0-0		CONFERENCE		0-0-0		0-0-0		0-0-0				
0-1-0	0-1-0	0-0-0		HOME		0-0-0		0-0-0		0-0-0				
0-0-0	0-0-0	0-0-0		AWAY		0-0-0		0-0-0		0-0-0				
0-0-0	0-0-0	0-0-0		NEUTRAL		0-0-0		0-0-0		0-0-0				
RPI	S	Opponent	Score		RPI	S	Opponent	Score		RPI	S	Opponent	Score	
9	H	Valparaiso	1	2	34	A	Ohio St.	2	2	64	N	Canisius	2	0
11	A	Indiana	0	0						105	A	Western Mich.	1	2
16	H	Georgetown	0	2						144	H	Evansville	2	1
25	H	Loyola Chicago	2	1						164	H	IUPUI	1	0
										167	A	SIUE	1	1
<hr/>														
LAST 10 GAMES														
144	H	Evansville	2	1	16	H	Georgetown	0	2					
25	H	Loyola Chicago	2	1	167	A	SIUE	1	1					
11	A	Indiana	0	0	164	H	IUPUI	1	0					
105	A	Western Mich.	1	2	34	A	Ohio St.	2	2					
9	H	Valparaiso	1	2	64	N	Canisius	2	0					

Average RPI Win:		128	WON-LOST RECORD		WINNING PCT. RANK		LAST 10 GAMES		STRENGTH OF SCHEDULE		OPP. STRENGTH OF SCHEDULE		TEAM RPI		ADJ RPI		CONF. RPI		ADJ CONF. RPI	
DIV. I ONLY			4-3-0		.57143 67		4-3-0		78		62		53		.53555 55		6		6	
DIV. I NON-CONF.			4-3-0		.57143 70		4-3-0		79		58		54		.53555 56		6		6	
TOTALS		RPI 1-25		RPI 26-50		W-L RECORDS		RPI 51-100		RPI 101-150		RPI 150+								
4-3-0		0-3-0		0-0-0		OVERALL		2-0-0		1-0-0		1-0-0								
3-2-0		0-2-0		0-0-0		HOME		1-0-0		1-0-0		1-0-0								
1-1-0		0-1-0		0-0-0		AWAY		1-0-0		0-0-0		0-0-0								
0-0-0		0-0-0		0-0-0		NEUTRAL		0-0-0		0-0-0		0-0-0								
4-3-0		0-3-0		0-0-0		NON-CONFERENCE		2-0-0		1-0-0		1-0-0								
3-2-0		0-2-0		0-0-0		HOME		1-0-0		1-0-0		1-0-0								
1-1-0		0-1-0		0-0-		AWAY		1-0-0		0-0-0		0-0-0								
0-0-0		0-0-0		0-0-0		NEUTRAL		0-0-0		0-0-0		0-0-0								
0-0-0		0-0-0		0-0-0		CONFERENCE		0-0-0		0-0-0		0-0-0								
0-0-0		0-0-0		0-0-0		HOME		0-0-0		0-0-0		0-0-0								
0-0-0		0-0-0		0-0-0		AWAY		0-0-0		0-0-0		0-0-0								
0-0-0		0-0-0		0-0-0		NEUTRAL		0-0-0		0-0-0		0-0-0								
RPI	S	Opponent		Score		RPI	S	Opponent		Score		RPI	S	Opponent		Score				
13	A	Virginia		0	1							70	H	South Fla.		1	0			
20	H	UNC Wilmington		1	2							96	A	VCU		2	1			
21	H	North Carolina		0	1							146	H	Northeastern		1	0			
												198	H	Longwood		2	0			
						LAST 10 GAMES														
						20	H	UNC Wilmington		1	2	96	A	VCU		2	1			
						198	H	Longwood		2	0	13	A	Virginia		0	1			
						70	H	South Fla.		1	0									
						146	H	Northeastern		1	0									
						21	H	North Carolina		0	1									

Non-Div. I Games:

Old Dominion

Average RPI Win:	110	WON-LOST RECORD	WINNING PCT. RANK	LAST 10 GAMES	STRENGTH OF SCHEDULE	OPP. STRENGTH OF SCHEDULE	TEAM RPI	ADJ RPI	CONF. RPI	ADJ CONF. RPI	
DIV. I ONLY		5-2-2	.66667 38	5-2-2	96	97	54	.53554 56	7	7	
DIV. I NON-CONF.		5-2-2	.66667 41	5-2-2	97	94	55	.53554 57	7	7	
<hr/>											
TOTALS	RPI 1-25	RPI 26-50		W-L RECORDS	RPI 51-100		RPI 101-150		RPI 150+		
5-2-2	0-0-0	1-1-0		OVERALL	1-1-0		3-0-1		0-0-1		
5-0-0	0-0-0	1-0-0		HOME	1-0-0		3-0-0		0-0-0		
0-2-2	0-0-0	0-1-0		AWAY	0-1-0		0-0-1		0-0-1		
0-0-0	0-0-0	0-0-0		NEUTRAL	0-0-0		0-0-0		0-0-0		
<hr/>											
5-2-2	0-0-0	1-1-0		NON-CONFERENCE	1-1-0		3-0-1		0-0-1		
5-0-0	0-0-0	1-0-0		HOME	1-0-0		3-0-0		0-0-0		
0-2-2	0-0-0	0-0-		AWAY	0-1-0		0-0-1		0-0-1		
0-0-0	0-0-0	0-0-0		NEUTRAL	0-0-0		0-0-0		0-0-0		
<hr/>											
0-0-0	0-0-0	0-0-0		CONFERENCE	0-0-0		0-0-0		0-0-0		
0-0-0	0-0-0	0-0-0		HOME	0-0-0		0-0-0		0-0-0		
0-0-0	0-0-0	0-0-0		AWAY	0-0-0		0-0-0		0-0-0		
0-0-0	0-0-0	0-0-0		NEUTRAL	0-0-0		0-0-0		0-0-0		
<hr/>											
RPI S	Opponent	Score	RPI S	Opponent	Score	RPI S	Opponent	Score	RPI S	Opponent	Score
			35 H	Saint Francis (PA)	4 2	84 A	Wright St.	0 1	136 H	Robert Morris	4 1
			36 A	Oregon St.	1 2	100 H	Bowling Green	3 2	137 H	Binghamton	3 2
									142 H	Buffalo	3 0
									145 A	Portland	1 1
									168 A	Marshall	0 0
<hr/>											
LAST 10 GAMES											
			145 A	Portland	1 1	136 H	Robert Morris	4 1			
			100 H	Bowling Green	3 2	142 H	Buffalo	3 0			
			137 H	Binghamton	3 2	84 A	Wright St.	0 1			
			35 H	Saint Francis (PA)	4 2	36 A	Oregon St.	1 2			
			168 A	Marshall	0 0						

Non-Div. I Games:

Duquesne

Average RPI Win:		127	WON-LOST RECORD		WINNING PCT. RANK		LAST 10 GAMES		STRENGTH OF SCHEDULE		OPP. STRENGTH OF SCHEDULE		TEAM RPI		ADJ RPI		CONF. RPI		ADJ CONF. RPI	
DIV. I ONLY			5-4-0		.55556 89		5-4-0		73		44		55		.5352 57		9		9	
DIV. I NON-CONF.			5-4-0		.55556 92		5-4-0		75		45		57		.5352 58		9		9	
TOTALS		RPI 1-25		RPI 26-50		W-L RECORDS		RPI 51-100		RPI 101-150		RPI 150+								
5-4-0		0-1-0		0-1-0		OVERALL		2-2-0		1-0-0		2-0-0								
4-2-0		0-1-0		0-1-0		HOME		2-0-0		0-0-0		2-0-0								
1-2-0		0-0-0		0-0-0		AWAY		0-2-0		1-0-0		0-0-0								
0-0-0		0-0-0		0-0-0		NEUTRAL		0-0-0		0-0-0		0-0-0								
5-4-0		0-1-0		0-1-0		NON-CONFERENCE		2-2-0		1-0-0		2-0-0								
4-2-0		0-1-0		0-1-0		HOME		2-0-0		0-0-0		2-0-0								
1-2-0		0-0-0		0-0-		AWAY		0-2-0		1-0-0		0-0-0								
0-0-0		0-0-0		0-0-0		NEUTRAL		0-0-0		0-0-0		0-0-0								
0-0-0		0-0-0		0-0-0		CONFERENCE		0-0-0		0-0-0		0-0-0								
0-0-0		0-0-0		0-0-0		HOME		0-0-0		0-0-0		0-0-0								
0-0-0		0-0-0		0-0-0		AWAY		0-0-0		0-0-0		0-0-0								
0-0-0		0-0-0		0-0-0		NEUTRAL		0-0-0		0-0-0		0-0-0								
RPI	S	Opponent		Score		RPI	S	Opponent		Score		RPI	S	Opponent		Score				
2	H	UC Irvine		2	3	35	H	Saint Francis (PA)		0	1	58	A	Elon		0	1			
												74	H	Virginia Tech		3	0			
												87	A	James Madison		3	4			
												99	H	St. John's (NY)		1	0			
LAST 10 GAMES																				
						35	H	Saint Francis (PA)		0	1	153	H	Niagara		2	0			
						74	H	Virginia Tech		3	0	87	A	James Madison		3	4			
						176	H	Oakland		4	1	135	A	High Point		2	1			
						99	H	St. John's (NY)		1	0	58	A	Elon		0	1			
												2	H	UC Irvine		2	3			

Non-Div. I Games:

West Virginia

Average RPI Win: 40		WON-LOST RECORD		WINNING PCT. RANK		LAST 10 GAMES		STRENGTH OF SCHEDULE		OPP. STRENGTH OF SCHEDULE		TEAM RPI		ADJ RPI		CONF. RPI		ADJ CONF. RPI	
Average RPI Loss: 73																			
DIV. I ONLY		3-3-2		.5 100		3-3-2		53		18		59		.53466 58		10		10	
DIV. I NON-CONF.		3-3-2		.5 98		3-3-2		52		15		62		.53466 59		10		10	
TOTALS		RPI 1-25		RPI 26-50		W-L RECORDS		RPI 51-100		RPI 101-150		RPI 150+							
3-3-2		1-0-0		0-2-0		OVERALL		2-0-1		0-0-1		0-1-0							
1-0-1		0-0-0		0-0-0		HOME		1-0-0		0-0-1		0-0-0							
0-1-1		0-0-0		0-1-0		AWAY		0-0-1		0-0-0		0-0-0							
2-2-0		1-0-0		0-1-0		NEUTRAL		1-0-0		0-0-0		0-1-0							
3-3-2		1-0-0		0-2-0		NON-CONFERENCE		2-0-1		0-0-1		0-1-0							
1-0-1		0-0-0		0-0-0		HOME		1-0-0		0-0-1		0-0-0							
0-1-1		0-0-0		0-0-		AWAY		0-0-1		0-0-0		0-0-0							
2-2-0		1-0-0		0-1-0		NEUTRAL		1-0-0		0-0-0		0-1-0							
0-0-0		0-0-0		0-0-0		CONFERENCE		0-0-0		0-0-0		0-0-0							
0-0-0		0-0-0		0-0-0		HOME		0-0-0		0-0-0		0-0-0							
0-0-0		0-0-0		0-0-0		AWAY		0-0-0		0-0-0		0-0-0							
0-0-0		0-0-0		0-0-0		NEUTRAL		0-0-0		0-0-0		0-0-0							
RPI S	Opponent	Score		RPI S	Opponent	Score		RPI S	Opponent	Score		RPI S	Opponent	Score					
10 N	Winthrop	1	0	29 A	Coastal Caro.	1	3	53 N	Loyola Marymount	1	0	103 H	FIU	0	0				
				34 N	Ohio St.	0	1	57 H	West Virginia	1	0	157 N	Stetson	2	3				
								75 A	Radford	1	1								
				LAST 10 GAMES															
				29 A	Coastal Caro.	1	3	75 A	Radford	1	1								
				53 N	Loyola Marymount	1	0	57 H	West Virginia	1	0								
				157 N	Stetson	2	3	103 H	FIU	0	0								
								34 N	Ohio St.	0	1								
								10 N	Winthrop	1	0								

Non-Div. I Games:

Elon

Average RPI Win:		106	WON-LOST RECORD		WINNING PCT. RANK		LAST 10 GAMES		STRENGTH OF SCHEDULE		OPP. STRENGTH OF SCHEDULE		TEAM RPI		ADJ RPI		CONF. RPI		ADJ CONF. RPI				
Average RPI Loss:		41																					
DIV. I ONLY			3-4-1		.4375 128		3-4-1		34		7		56		.53422 59		14		13				
DIV. I NON-CONF.			3-3-1		.5 98		3-3-1		33		2		47		.54213 49		14		13				
TOTALS		RPI 1-25		RPI 26-50		W-L RECORDS		RPI 51-100		RPI 101-150		RPI 150+											
3-4-1		1-1-1		0-1-0		OVERALL		0-2-0		1-0-0		1-0-0											
2-1-1		1-0-1		0-1-0		HOME		0-0-0		1-0-0		0-0-0											
1-3-0		0-1-0		0-0-0		AWAY		0-2-0		0-0-0		1-0-0											
0-0-0		0-0-0		0-0-0		NEUTRAL		0-0-0		0-0-0		0-0-0											
3-3-1		1-1-1		0-1-0		NON-CONFERENCE		0-1-0		1-0-0		1-0-0											
2-1-1		1-0-1		0-1-0		HOME		0-0-0		1-0-0		0-0-0											
1-2-0		0-1-0		0-0-		AWAY		0-1-0		0-0-0		1-0-0											
0-0-0		0-0-0		0-0-0		NEUTRAL		0-0-0		0-0-0		0-0-0											
0-1-0		0-0-0		0-0-0		CONFERENCE		0-1-0		0-0-0		0-0-0											
0-0-0		0-0-0		0-0-0		HOME		0-0-0		0-0-0		0-0-0											
0-1-0		0-0-0		0-0-0		AWAY		0-1-0		0-0-0		0-0-0											
0-0-0		0-0-0		0-0-0		NEUTRAL		0-0-0		0-0-0		0-0-0											
RPI	S	Opponent		Score		RPI	S	Opponent		Score		RPI	S	Opponent		Score							
5	H	Creighton		1	1	31	H	CSUN		1	2	60	A	Akron		0	3	138	H	Oral Roberts		4	1
6	A	Saint Louis		0	1							66	A	SMU		2	4	167	A	SIUE		2	1
13	H	Virginia		1	0																		

Average RPI Win: 92		WON-LOST RECORD		WINNING PCT. RANK		LAST 10 GAMES		STRENGTH OF SCHEDULE		OPP. STRENGTH OF SCHEDULE		TEAM RPI		ADJ RPI		CONF. RPI		ADJ CONF. RPI	
Average RPI Loss: 47																			
DIV. I ONLY		4-2-1		.64286 46		4-2-1		126		24		65		.53201 60		9		9	
DIV. I NON-CONF.		4-2-1		.64286 46		4-2-1		127		19		68		.53201 61		9		9	
TOTALS		RPI 1-25		RPI 26-50		W-L RECORDS		RPI 51-100		RPI 101-150		RPI 150+							
4-2-1		0-1-0		1-0-0		OVERALL		2-1-0		0-0-1		1-0-0							
3-0-0		0-0-0		0-0-0		HOME		2-0-0		0-0-0		1-0-0							
1-2-1		0-1-0		1-0-0		AWAY		0-1-0		0-0-1		0-0-0							
0-0-0		0-0-0		0-0-0		NEUTRAL		0-0-0		0-0-0		0-0-0							
4-2-1		0-1-0		1-0-0		NON-CONFERENCE		2-1-0		0-0-1		1-0-0							
3-0-0		0-0-0		0-0-0		HOME		2-0-0		0-0-0		1-0-0							
1-2-1		0-1-0		1-0-		AWAY		0-1-0		0-0-1		0-0-0							
0-0-0		0-0-0		0-0-0		NEUTRAL		0-0-0		0-0-0		0-0-0							
0-0-0		0-0-0		0-0-0		CONFERENCE		0-0-0		0-0-0		0-0-0							
0-0-0		0-0-0		0-0-0		HOME		0-0-0		0-0-0		0-0-0							
0-0-0		0-0-0		0-0-0		AWAY		0-0-0		0-0-0		0-0-0							
0-0-0		0-0-0		0-0-0		NEUTRAL		0-0-0		0-0-0		0-0-0							
RPI S	Opponent	Score		RPI S	Opponent	Score		RPI S	Opponent	Score		RPI S	Opponent	Score					
23 A	New Mexico	0	1	34 A	Ohio St.	3	1	59 H	Tulsa	3	0	125 A	FGCU	1	1				
								70 A	South Fla.	1	2	183 H	UCF	2	1				
								90 H	Hartford	2	0								
LAST 10 GAMES																			
				34 A	Ohio St.	3	1	70 A	South Fla.	1	2								
				59 H	Tulsa	3	0	23 A	New Mexico	0	1								
				90 H	Hartford	2	0												
				183 H	UCF	2	1												
				125 A	FGCU	1	1												

Non-Div. I Games:

Akron

Average RPI Win:	129	WON-LOST RECORD	WINNING PCT. RANK	LAST 10 GAMES	STRENGTH OF SCHEDULE	OPP. STRENGTH OF SCHEDULE	TEAM RPI	ADJ RPI	CONF. RPI	ADJ CONF. RPI			
Div. I ONLY		5-2-1	.6875 33	5-2-1	136	56	63	.53075 61	8	8			
Div. I NON-CONF.		5-2-1	.6875 35	5-2-1	137	53	66	.53075 62	8	8			
<hr/>													
TOTALS	RPI 1-25	RPI 26-50	W-L RECORDS		RPI 51-100	RPI 101-150	RPI 150+						
5-2-1	0-0-0	0-1-1	OVERALL		1-1-0	2-0-0	2-0-0						
2-0-1	0-0-0	0-0-1	HOME		0-0-0	1-0-0	1-0-0						
3-2-0	0-0-0	0-1-0	AWAY		1-1-0	1-0-0	1-0-0						
0-0-0	0-0-0	0-0-0	NEUTRAL		0-0-0	0-0-0	0-0-0						
5-2-1	0-0-0	0-1-1	NON-CONFERENCE		1-1-0	2-0-0	2-0-0						
2-0-1	0-0-0	0-0-1	HOME		0-0-0	1-0-0	1-0-0						
3-2-0	0-0-0	0-0-	AWAY		1-1-0	1-0-0	1-0-0						
0-0-0	0-0-0	0-0-0	NEUTRAL		0-0-0	0-0-0	0-0-0						
0-0-0	0-0-0	0-0-0	CONFERENCE		0-0-0	0-0-0	0-0-0						
0-0-0	0-0-0	0-0-0	HOME		0-0-0	0-0-0	0-0-0						
0-0-0	0-0-0	0-0-0	AWAY		0-0-0	0-0-0	0-0-0						
0-0-0	0-0-0	0-0-0	NEUTRAL		0-0-0	0-0-0	0-0-0						
<hr/>													
RPI	S	Opponent	Score	RPI	S	Opponent	Score	RPI	S	Opponent	Score		
				46	H	UC Davis	0 0	52	A	Cal St. Fullerton	2 1		
				48	A	Ill.-Chicago	0 1	76	A	Cal Poly	1 2		
										120	A	Wisconsin	2 1
										125	H	FGCU	1 0
										171	H	Central Ark.	2 0
										178	A	San Jose St.	3 0
<hr/>													
				LAST 10 GAMES									
				171	H	Central Ark.	2 0	178	A	San Jose St.	3 0		
				125	H	FGCU	1 0	46	H	UC Davis	0 0		
				52	A	Cal St. Fullerton	2 1	76	A	Cal Poly	1 2		
				48	A	Ill.-Chicago	0 1						
				120	A	Wisconsin	2 1						

Non-Div. I Games:

San Francisco

Average RPI Win: 128		WON-LOST RECORD	WINNING PCT. RANK		LAST 10 GAMES	STRENGTH OF SCHEDULE	OPP. STRENGTH OF SCHEDULE	TEAM RPI	ADJ RPI		CONF. RPI	ADJ CONF. RPI
Average RPI Loss: 80												
DIV. I ONLY		4-1-3	.6875	33	4-1-3	122	29	60	.53024	62	17	16
DIV. I NON-CONF.		4-1-3	.6875	35	4-1-3	123	28	63	.53024	63	17	17
<hr/>												
TOTALS		RPI 1-25		RPI 26-50		W-L RECORDS		RPI 51-100		RPI 101-150		RPI 150+
4-1-3		0-0-0		1-0-1		OVERALL		0-1-1		1-0-1		2-0-0
3-0-1		0-0-0		1-0-0		HOME		0-0-1		1-0-0		1-0-0
1-1-2		0-0-0		0-0-1		AWAY		0-1-0		0-0-1		1-0-0
0-0-0		0-0-0		0-0-0		NEUTRAL		0-0-0		0-0-0		0-0-0
4-1-3		0-0-0		1-0-1		NON-CONFERENCE		0-1-1		1-0-1		2-0-0
3-0-1		0-0-0		1-0-0		HOME		0-0-1		1-0-0		1-0-0
1-1-2		0-0-0		0-1-		AWAY		0-1-0		0-0-1		1-0-0
0-0-0		0-0-0		0-0-0		NEUTRAL		0-0-0		0-0-0		0-0-0
0-0-0		0-0-0		0-0-0		CONFERENCE		0-0-0		0-0-0		0-0-0
0-0-0		0-0-0		0-0-0		HOME		0-0-0		0-0-0		0-0-0
0-0-0		0-0-0		0-0-0		AWAY		0-0-0		0-0-0		0-0-0
0-0-0		0-0-0		0-0-0		NEUTRAL		0-0-0		0-0-0		0-0-0
RPI	S	Opponent		Score		RPI	S	Opponent		Score		

Non-Div. I Games:

Air Force

Average RPI Win: 140		WON-LOST RECORD	WINNING PCT. RANK	LAST 10 GAMES	STRENGTH OF SCHEDULE	OPP. STRENGTH OF SCHEDULE	TEAM RPI	ADJ RPI		CONF. RPI	ADJ CONF. RPI						
Average RPI Loss: 87																	
DIV. I ONLY		5-3-1	.61111	60	4-3-1	84	132	62	.52845	63	21	21					
DIV. I NON-CONF.		5-3-1	.61111	59	4-3-1	86	129	65	.52845	66	21	21					
<hr/>																	
TOTALS		RPI 1-25		RPI 26-50		W-L RECORDS		RPI 51-100		RPI 101-150		RPI 150+					
5-3-1		0-1-0		0-0-0		OVERALL		1-0-0		1-2-1		3-0-0					
2-1-0		0-0-0		0-0-0		HOME		0-0-0		0-1-0		2-0-0					
1-2-1		0-1-0		0-0-0		AWAY		1-0-0		0-1-1		0-0-0					
2-0-0		0-0-0		0-0-0		NEUTRAL		0-0-0		1-0-0		1-0-0					
5-3-1		0-1-0		0-0-0		NON-CONFERENCE		1-0-0		1-2-1		3-0-0					
2-1-0		0-0-0		0-0-0		HOME		0-0-0		0-1-0		2-0-0					
1-2-1		0-1-0		0-0-		AWAY		1-0-0		0-1-1		0-0-0					
2-0-0		0-0-0		0-0-0		NEUTRAL		0-0-0		1-0-0		1-0-0					
0-0-0		0-0-0		0-0-0		CONFERENCE		0-0-0		0-0-0		0-0-0					
0-0-0		0-0-0		0-0-0		HOME		0-0-0		0-0-0		0-0-0					
0-0-0		0-0-0		0-0-0		AWAY		0-0-0		0-0-0		0-0-0					
0-0-0		0-0-0		0-0-0		NEUTRAL		0-0-0		0-0-0		0-0-0					
RPI	S	Opponent		Score		RPI	S	Opponent		Score		RPI	S	Opponent		Score	
17	A	UAB		1	4							87	A	James Madison		2	0
												101	A	Brown		0	0
												111	H	Hofstra		0	1
												112	N	Jacksonville		3	2
												133	A	Central Conn. St.		0	1
												161	N	Appalachian St.		3	1
												170	H	St. Francis Brooklyn		2	1
												172	H	La Salle		2	1
<hr/>																	
LAST 10 GAMES																	
133	A	Central Conn. St.		0	1	111	H	Hofstra		0	1						
101	A	Brown		0	0	112	N	Jacksonville		3	2						
161	N	Appalachian St.		3	1	17	A	UAB		1	4						
87	A	James Madison		2	0	170	H	St. Francis Brooklyn		2	1						
						172	H	La Salle		2	1						

Non-Div. I Games:

Vermont

[illegible]

Non-Div. I Games:

Canisius

R
u
t
g
e
r
s

Page 65

Average RPI Win: 107		WON-LOST RECORD		WINNING PCT. RANK		LAST 10 GAMES		STRENGTH OF SCHEDULE		OPP. STRENGTH OF SCHEDULE		TEAM RPI		ADJ RPI		CONF. RPI		ADJ CONF. RPI	
DIV. I ONLY		4-3-0		.57143 67		4-3-0		102		43		66		.5254 66		14		13	
DIV. I NON-CONF.		3-3-0		.5 98		3-3-0		103		56		73		.52351 71		14		13	
TOTALS		RPI 1-25		RPI 26-50		W-L RECORDS		RPI 51-100		RPI 101-150		RPI 150+							
4-3-0		0-1-0		1-0-0		OVERALL		1-1-0		1-1-0		1-0-0							
4-1-0		0-0-0		1-0-0		HOME		1-1-0		1-0-0		1-0-0							
0-2-0		0-1-0		0-0-0		AWAY		0-0-0		0-1-0		0-0-0							
0-0-0		0-0-0		0-0-0		NEUTRAL		0-0-0		0-0-0		0-0-0							
3-3-0		0-1-0		1-0-0		NON-CONFERENCE		0-1-0		1-1-0		1-0-0							
3-1-0		0-0-0		1-0-0		HOME		0-1-0		1-0-0		1-0-0							
0-2-0		0-1-0		0-0-		AWAY		0-0-0		0-1-0		0-0-0							
0-0-0		0-0-0		0-0-0		NEUTRAL		0-0-0		0-0-0		0-0-0							
1-0-0		0-0-0		0-0-0		CONFERENCE		1-0-0		0-0-0		0-0-0							
1-0-0		0-0-0		0-0-0		HOME		1-0-0		0-0-0		0-0-0							
0-0-0		0-0-0		0-0-0		AWAY		0-0-0		0-0-0		0-0-0							
0-0-0		0-0-0		0-0-0		NEUTRAL		0-0-0		0-0-0		0-0-0							
RPI S	Opponent	Score		RPI S	Opponent	Score		RPI S	Opponent	Score		RPI S	Opponent	Score					
14 A	Michigan St.	0	1	41 H	Duke	3	1	59 H	Tulsa	4	2	113 A	Michigan	0	3				
								80 H	Missouri St.	0	1	138 H	Oral Roberts	2	0				
												191 H	Stony Brook	3	1				
				LAST 10 GAMES															
				191 H Stony Brook 3 1				59 H Tulsa 4 2											
				80 H Missouri St. 0 1				138 H Oral Roberts 2 0											
				41 H Duke 3 1															
				113 A Michigan 0 3															
				14 A Michigan St. 0 1															

Average RPI Win: 99		WON-LOST RECORD		WINNING PCT. RANK		LAST 10 GAMES		STRENGTH OF SCHEDULE		OPP. STRENGTH OF SCHEDULE		TEAM RPI		ADJ RPI		CONF. RPI		ADJ CONF. RPI	
Average RPI Loss: 81																			
DIV. I ONLY		4-3-1		.5625 81		4-3-1		100		21		68		.52269 67		7		7	
DIV. I NON-CONF.		4-3-1		.5625 86		4-3-1		101		18		74		.52269 72		7		7	
TOTALS		RPI 1-25		RPI 26-50		W-L RECORDS		RPI 51-100		RPI 101-150		RPI 150+							
4-3-1		0-1-1		1-0-0		OVERALL		1-1-0		1-1-0		1-0-0							
2-1-0		0-0-0		1-0-0		HOME		1-0-0		0-1-0		0-0-0							
1-2-1		0-1-1		0-0-0		AWAY		0-1-0		0-0-0		1-0-0							
1-0-0		0-0-0		0-0-0		NEUTRAL		0-0-0		1-0-0		0-0-0							
4-3-1		0-1-1		1-0-0		NON-CONFERENCE		1-1-0		1-1-0		1-0-0							
2-1-0		0-0-0		1-0-0		HOME		1-0-0		0-1-0		0-0-0							
1-2-1		0-1-1		0-0-		AWAY		0-1-0		0-0-0		1-0-0							
1-0-0		0-0-0		0-0-0		NEUTRAL		0-0-0		1-0-0		0-0-0							
0-0-0		0-0-0		0-0-0		CONFERENCE		0-0-0		0-0-0		0-0-0							
0-0-0		0-0-0		0-0-0		HOME		0-0-0		0-0-0		0-0-0							
0-0-0		0-0-0		0-0-0		AWAY		0-0-0		0-0-0		0-0-0							
0-0-0		0-0-0		0-0-0		NEUTRAL		0-0-0		0-0-0		0-0-0							
RPI S	Opponent		Score		RPI S	Opponent		Score		RPI S	Opponent		Score		RPI S	Opponent		Score	
17 A	UAB		0	0	34 H	Ohio St.		1	0	83 A	Maryland		0	1	112 N	Jacksonville		3	0
25 A	Loyola Chicago		0	2						86 H	Detroit		3	0	135 H	High Point		1	2
															164 A	IUPUI		5	0
				LAST 10 GAMES															
				86 H	Detroit		3	0	34 H	Ohio St.		1	0						
				135 H	High Point		1	2	83 A	Maryland		0	1						
				25 A	Loyola Chicago		0	2	164 A	IUPUI		5	0						
									17 A	UAB		0	0						
									112 N	Jacksonville		3	0						

Non-Div. I Games:

Dayton

Average RPI Win:	142	WON-LOST RECORD	WINNING PCT. RANK	LAST 10 GAMES	STRENGTH OF SCHEDULE	OPP. STRENGTH OF SCHEDULE	TEAM RPI	ADJ RPI	CONF. RPI	ADJ CONF. RPI	
DIV. I ONLY		4-4-1	.5 100	4-4-1	36	128	61	.52262	68	16 17	
DIV. I NON-CONF.		4-4-1	.5 98	4-4-1	37	125	64	.52262	73	16 16	
<hr/>											
TOTALS	RPI 1-25		RPI 26-50	W-L RECORDS		RPI 51-100		RPI 101-150		RPI 150+	
4-4-1	0-2-0		0-0-0	OVERALL		0-1-1		3-0-0		1-1-0	
1-1-0	0-0-0		0-0-0	HOME		0-0-0		1-0-0		0-1-0	
2-2-0	0-2-0		0-0-0	AWAY		0-0-0		2-0-0		0-0-0	
1-1-1	0-0-0		0-0-0	NEUTRAL		0-1-1		0-0-0		1-0-0	
4-4-1	0-2-0		0-0-0	NON-CONFERENCE		0-1-1		3-0-0		1-1-0	
1-1-0	0-0-0		0-0-0	HOME		0-0-0		1-0-0		0-1-0	
2-2-0	0-2-0		0-0-	AWAY		0-0-0		2-0-0		0-0-0	
1-1-1	0-0-0		0-0-0	NEUTRAL		0-1-1		0-0-0		1-0-0	
0-0-0	0-0-0		0-0-0	CONFERENCE		0-0-0		0-0-0		0-0-0	
0-0-0	0-0-0		0-0-0	HOME		0-0-0		0-0-0		0-0-0	
0-0-0	0-0-0		0-0-0	AWAY		0-0-0		0-0-0		0-0-0	
0-0-0	0-0-0		0-0-0	NEUTRAL		0-0-0		0-0-0		0-0-0	
<hr/>											
RPI S	Opponent	Score	RPI S	Opponent	Score	RPI S	Opponent	Score	RPI S	Opponent	Score
5 A	Creighton	0 1				75 N	Radford	2 2	105 H	Western Mich.	3 0
9 A	Valparaiso	1 2				77 N	UNLV	1 2	135 A	High Point	2 1
									150 A	Northern Ky.	2 0
									162 H	Green Bay	0 1
									178 N	San Jose St.	1 0
<hr/>											
LAST 10 GAMES											
150 A	Northern Ky.	2 0	9 A	Valparaiso	1 2	135 A	High Point	2 1	75 N	Radford	2 2
105 H	Western Mich.	3 0	162 H	Green Bay	0 1	5 A	Creighton	0 1			
178 N	San Jose St.	1 0									
77 N	UNLV	1 2									

Non-Div. I Games:

Western Ill.

Monmouth

Monmouth

[illegible]

Non-Div. I Games:

South Fla.

Average RPI Win: 140		WON-LOST RECORD	WINNING PCT. RANK		LAST 10 GAMES	STRENGTH OF SCHEDULE	OPP. STRENGTH OF SCHEDULE	TEAM RPI	ADJ RPI		CONF. RPI	ADJ CONF. RPI						
Average RPI Loss: 66																		
DIV. I ONLY		5-4-0	.55556	89	5-4-0	70	148	70	.52238	71	18	18						
DIV. I NON-CONF.		5-4-0	.55556	92	5-4-0	72	143	75	.52238	75	18	18						
<hr/>																		
TOTALS		RPI 1-25		RPI 26-50		W-L RECORDS		RPI 51-100		RPI 101-150		RPI 150+						
5-4-0		0-0-0		0-2-0		OVERALL		1-1-0		2-1-0		2-0-0						
3-0-0		0-0-0		0-0-0		HOME		1-0-0		0-0-0		2-0-0						
2-4-0		0-0-0		0-2-0		AWAY		0-1-0		2-1-0		0-0-0						
0-0-0		0-0-0		0-0-0		NEUTRAL		0-0-0		0-0-0		0-0-0						
5-4-0		0-0-0		0-2-0		NON-CONFERENCE		1-1-0		2-1-0		2-0-0						
3-0-0		0-0-0		0-0-0		HOME		1-0-0		0-0-0		2-0-0						
2-4-0		0-0-0		0-0-		AWAY		0-1-0		2-1-0		0-0-0						
0-0-0		0-0-0		0-0-0		NEUTRAL		0-0-0		0-0-0		0-0-0						
0-0-0		0-0-0		0-0-0		CONFERENCE		0-0-0		0-0-0		0-0-0						
0-0-0		0-0-0		0-0-0		HOME		0-0-0		0-0-0		0-0-0						
0-0-0		0-0-0		0-0-0		AWAY		0-0-0		0-0-0		0-0-0						
0-0-0		0-0-0		0-0-0		NEUTRAL		0-0-0		0-0-0		0-0-0						
RPI	S	Opponent		Score		RPI	S	Opponent		Score		RPI	S	Opponent		Score		
				36	A	Oregon St.	0	1	79	A	Saint Joseph's	0	1	101	A	Brown	2	1
				42	A	Cornell	0	1	82	H	Boston U.	1	0	107	A	Colgate	1	3
														145	A	Portland	2	1
														172	H	La Salle	1	0
														202	H	Sacred Heart	5	1
<hr/>																		
LAST 10 GAMES																		
				36	A	Oregon St.	0	1	79	A	Saint Joseph's	0	1					
				202	H	Sacred Heart	5	1	107	A	Colgate	1	3					
				101	A	Brown	2	1	42	A	Cornell	0	1					
				82	H	Boston U.	1	0	145	A	Portland	2	1					
				172	H	La Salle	1	0										

Non-Div. I Games:

Siena

Average RPI Win: 143		WON-LOST	WINNING		LAST 10	STRENGTH OF		OPP. STRENGTH	TEAM	ADJ	CONF.	ADJ CONF.					
Average RPI Loss: 108		RECORD	PCT. RANK		GAMES	SCHEDULE		OF SCHEDULE	RPI	RPI	RPI	RPI					
DIV. I ONLY		6-2-0	.75	15	6-2-0	171		156	81	.5222	72	22	22				
DIV. I NON-CONF.		6-2-0	.75	19	6-2-0	166		155	81	.5222	76	22	22				
<hr/>																	
TOTALS		RPI 1-25		RPI 26-50		W-L RECORDS		RPI 51-100		RPI 101-150		RPI 150+					
6-2-0		0-0-0		1-0-0		OVERALL		1-1-0		1-1-0		3-0-0					
2-1-0		0-0-0		0-0-0		HOME		1-0-0		0-1-0		1-0-0					
3-0-0		0-0-0		1-0-0		AWAY		0-0-0		1-0-0		1-0-0					
1-1-0		0-0-0		0-0-0		NEUTRAL		0-1-0		0-0-0		1-0-0					
6-2-0		0-0-0		1-0-0		NON-CONFERENCE		1-1-0		1-1-0		3-0-0					
2-1-0		0-0-0		0-0-0		HOME		1-0-0		0-1-0		1-0-0					
3-0-0		0-0-0		1-0-		AWAY		0-0-0		1-0-0		1-0-0					
1-1-0		0-0-0		0-0-0		NEUTRAL		0-1-0		0-0-0		1-0-0					
0-0-0		0-0-0		0-0-0		CONFERENCE		0-0-0		0-0-0		0-0-0					
0-0-0		0-0-0		0-0-0		HOME		0-0-0		0-0-0		0-0-0					
0-0-0		0-0-0		0-0-0		AWAY		0-0-0		0-0-0		0-0-0					
0-0-0		0-0-0		0-0-0		NEUTRAL		0-0-0		0-0-0		0-0-0					
RPI	S	Opponent		Score		RPI	S	Opponent		Score		RPI	S	Opponent		Score	
						43	A	Xavier		3	2	87	N	James Madison		0	1
												92	H	Memphis		4	3
												128	H	Georgia St.		1	3
												144	A	Evansville		2	0
												192	H	Houston Baptist		4	1
												193	N	Gardner-Webb		3	2
												195	A	Eastern Ill.		2	1
<hr/>																	
LAST 10 GAMES																	
						144	A	Evansville		2	0	128	H	Georgia St.		1	3
						195	A	Eastern Ill.		2	1	92	H	Memphis		4	3
						43	A	Xavier		3	2	192	H	Houston Baptist		4	1
												87	N	James Madison		0	1
												193	N	Gardner-Webb		3	2

Non-Div. I Games:

Lipscomb

Average RPI Win: 160		WON-LOST RECORD	WINNING PCT. RANK		LAST 10 GAMES	STRENGTH OF SCHEDULE	OPP. STRENGTH OF SCHEDULE	TEAM RPI	ADJ RPI		CONF. RPI	ADJ CONF. RPI					
Average RPI Loss: 36																	
DIV. I ONLY		3-4-0	.42857	141	3-4-0	40	65	71	.52201	73	20	20					
DIV. I NON-CONF.		3-4-0	.42857	141	3-4-0	40	62	76	.52201	77	19	20					
<hr/>																	
TOTALS		RPI 1-25		RPI 26-50		W-L RECORDS		RPI 51-100		RPI 101-150		RPI 150+					
3-4-0		0-3-0		0-0-0		OVERALL		0-0-0		1-1-0		2-0-0					
1-3-0		0-3-0		0-0-0		HOME		0-0-0		1-0-0		0-0-0					
2-1-0		0-0-0		0-0-0		AWAY		0-0-0		0-1-0		2-0-0					
0-0-0		0-0-0		0-0-0		NEUTRAL		0-0-0		0-0-0		0-0-0					
3-4-0		0-3-0		0-0-0		NON-CONFERENCE		0-0-0		1-1-0		2-0-0					
1-3-0		0-3-0		0-0-0		HOME		0-0-0		1-0-0		0-0-0					
2-1-0		0-0-0		0-0-		AWAY		0-0-0		0-1-0		2-0-0					
0-0-0		0-0-0		0-0-0		NEUTRAL		0-0-0		0-0-0		0-0-0					
0-0-0		0-0-0		0-0-0		CONFERENCE		0-0-0		0-0-0		0-0-0					
0-0-0		0-0-0		0-0-0		HOME		0-0-0		0-0-0		0-0-0					
0-0-0		0-0-0		0-0-0		AWAY		0-0-0		0-0-0		0-0-0					
0-0-0		0-0-0		0-0-0		NEUTRAL		0-0-0		0-0-0		0-0-0					
RPI	S	Opponent		Score		RPI	S	Opponent		Score		RPI	S	Opponent		Score	
3	H	Davidson		1	3							112	A	Jacksonville		0	1
7	H	Charlotte		1	6							143	H	Loyola Maryland		1	0
20	H	UNC Wilmington		0	1							157	A	Stetson		3	1
												179	A	UNC Greensboro		1	0
<hr/>																	
LAST 10 GAMES																	
3	H	Davidson			1	3	7	H	Charlotte			1	6				
112	A	Jacksonville			0	1	20	H	UNC Wilmington			0	1				
						157	A	Stetson			3	1					
						143	H	Loyola Maryland			1	0					
						179	A	UNC Greensboro			1	0					

Non-Div. I Games:

Campbell

Average RPI Win:	148	WON-LOST	WINNING	LAST 10	STRENGTH OF	OPP. STRENGTH	TEAM	ADJ	CONF.	ADJ CONF.								
Average RPI Loss:	25	RECORD	PCT. RANK	GAMES	SCHEDULE	OF SCHEDULE	RPI	RPI	RPI	RPI								
DIV. I ONLY		6-3-0	.66667	38	6-3-0	154	57	72	.52153	74	2	2						
DIV. I NON-CONF.		4-2-0	.66667	41	4-2-0	186	78	105	.4914	103	4	4						
<hr/>																		
TOTALS	RPI 1-25	RPI 26-50		W-L RECORDS		RPI 51-100		RPI 101-150		RPI 150+								
6-3-0	0-2-0	0-0-0		OVERALL		1-1-0		2-0-0		3-0-0								
3-0-0	0-0-0	0-0-0		HOME		1-0-0		1-0-0		1-0-0								
3-3-0	0-2-0	0-0-0		AWAY		0-1-0		1-0-0		2-0-0								
0-0-0	0-0-0	0-0-0		NEUTRAL		0-0-0		0-0-0		0-0-0								
<hr/>																		
4-2-0	0-1-0	0-0-0		NON-CONFERENCE		0-1-0		1-0-0		3-0-0								
2-0-0	0-0-0	0-0-0		HOME		0-0-0		1-0-0		1-0-0								
2-2-0	0-1-0	0-0-		AWAY		0-1-0		0-0-0		2-0-0								
0-0-0	0-0-0	0-0-0		NEUTRAL		0-0-0		0-0-0		0-0-0								
<hr/>																		
2-1-0	0-1-0	0-0-0		CONFERENCE		1-0-0		1-0-0		0-0-0								
1-0-0	0-0-0	0-0-0		HOME		1-0-0		0-0-0		0-0-0								
1-1-0	0-1-0	0-0-0		AWAY		0-0-0		1-0-0		0-0-0								
0-0-0	0-0-0	0-0-0		NEUTRAL		0-0-0		0-0-0		0-0-0								
<hr/>																		
RPI	S	Opponent	Score		RPI	S	Opponent	Score		RPI	S	Opponent	Score					
6	A	Saint Louis	1	3						114	A	North Carolina St.	3	2				
13	A	Virginia	0	1						132	H	George Washington	1	0				
										167 A SIUE					1	0		
										179 A UNC Greensboro					1	0		
										198 H Longwood					4	1		
<hr/>																		
					LAST 10 GAMES													
					114 A North Carolina St.					3	2	198 H Longwood					4	1
					132 H George Washington					1	0	57 A West Virginia					0	3
					95 H Wake Forest					2	0	6 A Saint Louis					1	3
					179 A UNC Greensboro					1	0	167 A SIUE					1	0
					13 A Virginia					0	1							

Non-Div. I Games:

Virginia Tech

Average RPI Win:	151	WON-LOST RECORD	WINNING PCT. RANK	LAST 10 GAMES	STRENGTH OF SCHEDULE	OPP. STRENGTH OF SCHEDULE	TEAM RPI	ADJ RPI	CONF. RPI	ADJ CONF. RPI	
DIV. I ONLY		4-2-2	.625 49	4-2-2	114	74	83	.51896 75	20	20	
DIV. I NON-CONF.		3-2-2	.57143 70	3-2-2	70	61	48	.54382 48	19	20	
<hr/>											
TOTALS	RPI 1-25	RPI 26-50		W-L RECORDS	RPI 51-100		RPI 101-150		RPI 150+		
4-2-2	0-1-0	0-1-0		OVERALL	1-0-2		0-0-0		3-0-0		
1-0-1	0-0-0	0-0-0		HOME	0-0-1		0-0-0		1-0-0		
2-2-0	0-1-0	0-1-0		AWAY	1-0-0		0-0-0		1-0-0		
1-0-1	0-0-0	0-0-0		NEUTRAL	0-0-1		0-0-0		1-0-0		
<hr/>											
3-2-2	0-1-0	0-1-0		NON-CONFERENCE	1-0-2		0-0-0		2-0-0		
0-0-1	0-0-0	0-0-0		HOME	0-0-1		0-0-0		0-0-0		
2-2-0	0-1-0	0-0-		AWAY	1-0-0		0-0-0		1-0-0		
1-0-1	0-0-0	0-0-0		NEUTRAL	0-0-1		0-0-0		1-0-0		
<hr/>											
1-0-0	0-0-0	0-0-0		CONFERENCE	0-0-0		0-0-0		1-0-0		
1-0-0	0-0-0	0-0-0		HOME	0-0-0		0-0-0		1-0-0		
0-0-0	0-0-0	0-0-0		AWAY	0-0-0		0-0-0		0-0-0		
0-0-0	0-0-0	0-0-0		NEUTRAL	0-0-0		0-0-0		0-0-0		
<hr/>											
RPI S	Opponent	Score		RPI S	Opponent	Score		RPI S	Opponent	Score	
7 A	Charlotte	1	2	27 A	Clemson	0	1	51 A	East Tenn. St.	1 0	
								58 H	Elon	1 1	
								68 N	Western Ill.	2 2	
								161 A	Appalachian St.	1 0	
								196 N	Incarnate Word	1 0	
								197 H	Presbyterian	6 1	
<hr/>											
				LAST 10 GAMES							
				161 A Appalachian St.				1 0	197 H Presbyterian		6 1
				58 H Elon				1 1	7 A Charlotte		1 2
				196 N Incarnate Word				1 0	27 A Clemson		0 1
				68 N Western Ill.				2 2			
				51 A East Tenn. St.				1 0			

Non-Div. I Games:

Radford

[illegible]

Non-Div. I Games:

Cal Poly

Average RPI Win: 142		WON-LOST RECORD	WINNING PCT. RANK		LAST 10 GAMES	STRENGTH OF SCHEDULE	OPP. STRENGTH OF SCHEDULE	TEAM RPI	ADJ RPI	CONF. RPI	ADJ CONF. RPI						
Average RPI Loss: 55																	
DIV. I ONLY		6-2-1	.72222	21	6-2-1	183	26	82	.51646	77	17	16					
DIV. I NON-CONF.		6-2-1	.72222	24	6-2-1	179	24	83	.51646	79	17	17					
<hr/>																	
TOTALS		RPI 1-25		RPI 26-50		W-L RECORDS		RPI 51-100		RPI 101-150		RPI 150+					
6-2-1		0-1-0		0-0-0		OVERALL		1-0-1		3-1-0		2-0-0					
4-1-1		0-1-0		0-0-0		HOME		0-0-1		2-0-0		2-0-0					
1-1-0		0-0-0		0-0-0		AWAY		0-0-0		1-1-0		0-0-0					
1-0-0		0-0-0		0-0-0		NEUTRAL		1-0-0		0-0-0		0-0-0					
6-2-1		0-1-0		0-0-0		NON-CONFERENCE		1-0-1		3-1-0		2-0-0					
4-1-1		0-1-0		0-0-0		HOME		0-0-1		2-0-0		2-0-0					
1-1-0		0-0-0		0-0-		AWAY		0-0-0		1-1-0		0-0-0					
1-0-0		0-0-0		0-0-0		NEUTRAL		1-0-0		0-0-0		0-0-0					
0-0-0		0-0-0		0-0-0		CONFERENCE		0-0-0		0-0-0		0-0-0					
0-0-0		0-0-0		0-0-0		HOME		0-0-0		0-0-0		0-0-0					
0-0-0		0-0-0		0-0-0		AWAY		0-0-0		0-0-0		0-0-0					
0-0-0		0-0-0		0-0-0		NEUTRAL		0-0-0		0-0-0		0-0-0					
RPI	S	Opponent		Score		RPI	S	Opponent		Score		RPI	S	Opponent		Score	
2	H	UC Irvine		2	4							68	N	Western Ill.		2	1
												86	H	Detroit		0	0
												108	A	Gonzaga		2	4
												116	A	Bradley		4	3
												147	H	UC Riverside		2	0
												148	H	UMBC		1	0
												173	H	IPFW		4	0
												199	H	Howard		4	0
<hr/>																	
LAST 10 GAMES																	
148	H	UMBC			1	0	147	H	UC Riverside			2	0				
199	H	Howard			4	0	2	H	UC Irvine			2	4				
173	H	IPFW			4	0	108	A	Gonzaga			2	4				
116	A	Bradley			4	3	86	H	Detroit			0	0				
68	N	Western Ill.			2	1											

Non-Div. I Games:

UNLV

Average RPI Win:	90	WON-LOST RECORD	WINNING PCT. RANK	LAST 10 GAMES	STRENGTH OF SCHEDULE	OPP. STRENGTH OF SCHEDULE	TEAM RPI	ADJ RPI	CONF. RPI	ADJ CONF. RPI	
Average RPI Loss:	13										
DIV. I ONLY		3-2-4	.55556 89	3-2-4	85	11	75	.51639 78	8	8	
DIV. I NON-CONF.		3-2-4	.55556 92	3-2-4	88	10	78	.51639 80	8	8	
<hr/>											
TOTALS	RPI 1-25	RPI 26-50		W-L RECORDS	RPI 51-100		RPI 101-150		RPI 150+		
3-2-4	1-2-0	0-0-1		OVERALL	0-0-1		2-0-1		0-0-1		
3-1-1	1-1-0	0-0-0		HOME	0-0-1		2-0-0		0-0-0		
0-1-3	0-1-0	0-0-1		AWAY	0-0-0		0-0-1		0-0-1		
0-0-0	0-0-0	0-0-0		NEUTRAL	0-0-0		0-0-0		0-0-0		
3-2-4	1-2-0	0-0-1		NON-CONFERENCE	0-0-1		2-0-1		0-0-1		
3-1-1	1-1-0	0-0-0		HOME	0-0-1		2-0-0		0-0-0		
0-1-3	0-1-0	0-1-		AWAY	0-0-0		0-0-1		0-0-1		
0-0-0	0-0-0	0-0-0		NEUTRAL	0-0-0		0-0-0		0-0-0		
0-0-0	0-0-0	0-0-0		CONFERENCE	0-0-0		0-0-0		0-0-0		
0-0-0	0-0-0	0-0-0		HOME	0-0-0		0-0-0		0-0-0		
0-0-0	0-0-0	0-0-0		AWAY	0-0-0		0-0-0		0-0-0		
0-0-0	0-0-0	0-0-0		NEUTRAL	0-0-0		0-0-0		0-0-0		
RPI	S	Opponent	Score	RPI	S	Opponent	Score	RPI	S	Opponent	Score
2	A	UC Irvine	0 1	46	A	UC Davis	1 1	52	H	Cal St. Fullerton	0 0
12	H	UCLA	1 0								
23	H	New Mexico	0 2								

Non-Div. I Games:

San Diego

Average RPI Win: 145		WON-LOST	WINNING	LAST 10	STRENGTH OF	OPP. STRENGTH	TEAM	ADJ	CONF.	ADJ CONF.						
Average RPI Loss: 117		RECORD	PCT. RANK	GAMES	SCHEDULE	OF SCHEDULE	RPI	RPI	RPI	RPI						
DIV. I ONLY		5-1-3	.72222	21	5-1-3	133	135	76	.51638	79	7	7				
DIV. I NON-CONF.		5-1-3	.72222	24	5-1-3	132	131	79	.51638	81	7	7				
<hr/>																
TOTALS		RPI 1-25		RPI 26-50		W-L RECORDS		RPI 51-100		RPI 101-150		RPI 150+				
5-1-3		0-0-0		0-0-0		OVERALL		1-0-0		1-1-3		3-0-0				
3-1-3		0-0-0		0-0-0		HOME		1-0-0		0-1-3		2-0-0				
2-0-0		0-0-0		0-0-0		AWAY		0-0-0		1-0-0		1-0-0				
0-0-0		0-0-0		0-0-0		NEUTRAL		0-0-0		0-0-0		0-0-0				
5-1-3		0-0-0		0-0-0		NON-CONFERENCE		1-0-0		1-1-3		3-0-0				
3-1-3		0-0-0		0-0-0		HOME		1-0-0		0-1-3		2-0-0				
2-0-0		0-0-0		0-0-		AWAY		0-0-0		1-0-0		1-0-0				
0-0-0		0-0-0		0-0-0		NEUTRAL		0-0-0		0-0-0		0-0-0				
0-0-0		0-0-0		0-0-0		CONFERENCE		0-0-0		0-0-0		0-0-0				
0-0-0		0-0-0		0-0-0		HOME		0-0-0		0-0-0		0-0-0				
0-0-0		0-0-0		0-0-0		AWAY		0-0-0		0-0-0		0-0-0				
0-0-0		0-0-0		0-0-0		NEUTRAL		0-0-0		0-0-0		0-0-0				
RPI	S	Opponent		Score	RPI	S	Opponent		Score	RPI	S	Opponent		Score		
							71	H	Siena	1	0	104	A	Marist	5	1
												106	H	NJIT	0	0
												117	H	Army	0	1
												126	H	Drexel	0	0
												134	H	Rider	1	1
												170	H	St. Francis Brooklyn	1	0
												180	A	LIU Brooklyn	4	3
												199	H	Howard	1	0
<hr/>																
LAST 10 GAMES																
							106	H	NJIT	0	0	71	H	Siena	1	0
							134	H	Rider	1	1	104	A	Marist	5	1
							117	H	Army	0	1	126	H	Drexel	0	0
							170	H	St. Francis Brooklyn	1	0	199	H	Howard	1	0
												180	A	LIU Brooklyn	4	3

Non-Div. I Games:

Saint Joseph's

Average RPI Win:	124	WON-LOST	WINNING	LAST 10	STRENGTH OF	OPP. STRENGTH	TEAM	ADJ	CONF.	ADJ CONF.				
Average RPI Loss:	78	RECORD	PCT. RANK	GAMES	SCHEDULE	OF SCHEDULE	RPI	RPI	RPI	RPI				
DIV. I ONLY		4-2-2	.625	49	4-2-2	91	162	80	.51599	80	15	15		
DIV. I NON-CONF.		3-2-2	.57143	70	3-2-2	65	147	60	.52928	65	15	15		
<hr/>														
TOTALS	RPI 1-25	RPI 26-50		W-L RECORDS		RPI 51-100		RPI 101-150		RPI 150+				
4-2-2	0-1-0	0-0-0		OVERALL		2-0-1		0-1-0		2-0-1				
2-0-1	0-0-0	0-0-0		HOME		1-0-0		0-0-0		1-0-1				
2-2-0	0-1-0	0-0-0		AWAY		1-0-0		0-1-0		1-0-0				
0-0-1	0-0-0	0-0-0		NEUTRAL		0-0-1		0-0-0		0-0-0				
<hr/>														
3-2-2	0-1-0	0-0-0		NON-CONFERENCE		2-0-1		0-1-0		1-0-1				
2-0-1	0-0-0	0-0-0		HOME		1-0-0		0-0-0		1-0-1				
1-2-0	0-1-0	0-0-		AWAY		1-0-0		0-1-0		0-0-0				
0-0-1	0-0-0	0-0-0		NEUTRAL		0-0-1		0-0-0		0-0-0				
<hr/>														
1-0-0	0-0-0	0-0-0		CONFERENCE		0-0-0		0-0-0		1-0-0				
0-0-0	0-0-0	0-0-0		HOME		0-0-0		0-0-0		0-0-0				
1-0-0	0-0-0	0-0-0		AWAY		0-0-0		0-0-0		1-0-0				
0-0-0	0-0-0	0-0-0		NEUTRAL		0-0-0		0-0-0		0-0-0				
<hr/>														
RPI S	Opponent	Score	RPI S	Opponent	Score	RPI S	Opponent	Score	RPI S	Opponent	Score			
17 A	UAB	1 3				62 H	Air Force	1 0	138 A	Oral Roberts	0 1			
						66 A	SMU	1 0	160 H	UMKC	2 2			
						92 N	Memphis	0 0	171 A	Central Ark.	1 0			
									196 H	Incarnate Word	1 0			
<hr/>														
LAST 10 GAMES														
62 H Air Force						1	0	171 A Central Ark.					1	0
17 A UAB						1	3	92 N Memphis					0	0
196 H Incarnate Word						1	0	66 A SMU					1	0
						160 H UMKC					2	2		
						138 A Oral Roberts					0	1		

Non-Div. I Games:

Missouri St.

[illegible]

Non-Div. I Games:

Delaware

Average RPI Win: 144		WON-LOST	WINNING	LAST 10	STRENGTH OF		OPP. STRENGTH	TEAM	ADJ		CONF.	ADJ CONF.						
Average RPI Loss: 86		RECORD	PCT. RANK	GAMES	SCHEDULE		OF SCHEDULE	RPI	RPI		RPI	RPI						
DIV. I ONLY		5-2-1	.6875	33	5-2-1		148	103	87		.51538	82						
DIV. I NON-CONF.		4-2-1	.64286	46	4-2-1		154	117	89		.50551	89						
TOTALS		RPI 1-25	RPI 26-50		W-L RECORDS		RPI 51-100		RPI 101-150		RPI 150+							
5-2-1		0-0-0	0-0-0		OVERALL		1-1-0		2-1-1		2-0-0							
4-1-1		0-0-0	0-0-0		HOME		1-0-0		1-1-1		2-0-0							
1-1-0		0-0-0	0-0-0		AWAY		0-1-0		1-0-0		0-0-0							
0-0-0		0-0-0	0-0-0		NEUTRAL		0-0-0		0-0-0		0-0-0							
4-2-1		0-0-0	0-0-0		NON-CONFERENCE		0-1-0		2-1-1		2-0-0							
3-1-1		0-0-0	0-0-0		HOME		0-0-0		1-1-1		2-0-0							
1-1-0		0-0-0	0-0-		AWAY		0-1-0		1-0-0		0-0-0							
0-0-0		0-0-0	0-0-0		NEUTRAL		0-0-0		0-0-0		0-0-0							
1-0-0		0-0-0	0-0-0		CONFERENCE		1-0-0		0-0-0		0-0-0							
1-0-0		0-0-0	0-0-0		HOME		1-0-0		0-0-0		0-0-0							
0-0-0		0-0-0	0-0-0		AWAY		0-0-0		0-0-0		0-0-0							
0-0-0		0-0-0	0-0-0		NEUTRAL		0-0-0		0-0-0		0-0-0							
RPI	S	Opponent	Score	RPI	S	Opponent	Score	RPI	S	Opponent	Score	RPI	S	Opponent	Score			
								71	A	Siena	0	1		101	H	Brown	0	1
								94	H	Navy	2	1		115	H	Princeton	2	2
														141	H	Fordham	1	0
														146	A	Northeastern	2	1
														152	H	Iona	1	0
														185	H	Massachusetts	2	0
LAST 10 GAMES																		
								94	H	Navy	2	1		71	A	Siena	0	1
								115	H	Princeton	2	2		152	H	Iona	1	0
								146	A	Northeastern	2	1		141	H	Fordham	1	0
								185	H	Massachusetts	2	0						
								101	H	Brown	0	1						

Non-Div. I Games:

Boston U.

Average RPI Win:	111	WON-LOST	WINNING	LAST 10	STRENGTH OF	OPP. STRENGTH	TEAM	ADJ	CONF.	ADJ CONF.	
Average RPI Loss:	95	RECORD	PCT. RANK	GAMES	SCHEDULE	OF SCHEDULE	RPI	RPI	RPI	RPI	
DIV. I ONLY	5-3-1	.61111	60	5-3-1	107	115	79	.51453	84	13	14
DIV. I NON-CONF.	5-2-1	.6875	35	5-2-1	108	121	82	.51342	83	12	12
<hr/>											
TOTALS	RPI 1-25	RPI 26-50		W-L RECORDS	RPI 51-100		RPI 101-150		RPI 150+		
5-3-1	0-0-0	1-1-0		OVERALL	1-1-0		1-1-0		2-0-1		
4-0-0	0-0-0	1-0-0		HOME	1-0-0		1-0-0		1-0-0		
1-3-1	0-0-0	0-1-0		AWAY	0-1-0		0-1-0		1-0-1		
0-0-0	0-0-0	0-0-0		NEUTRAL	0-0-0		0-0-0		0-0-0		
5-2-1	0-0-0	1-1-0		NON-CONFERENCE	1-0-0		1-1-0		2-0-1		
4-0-0	0-0-0	1-0-0		HOME	1-0-0		1-0-0		1-0-0		
1-2-1	0-0-0	0-0-		AWAY	0-0-0		0-1-0		1-0-1		
0-0-0	0-0-0	0-0-0		NEUTRAL	0-0-0		0-0-0		0-0-0		
0-1-0	0-0-0	0-0-0		CONFERENCE	0-1-0		0-0-0		0-0-0		
0-0-0	0-0-0	0-0-0		HOME	0-0-0		0-0-0		0-0-0		
0-1-0	0-0-0	0-0-0		AWAY	0-1-0		0-0-0		0-0-0		
0-0-0	0-0-0	0-0-0		NEUTRAL	0-0-0		0-0-0		0-0-0		
RPI	S	Opponent	Score	RPI	S	Opponent	Score	RPI	S	Opponent	Score
				38	H	Kentucky	1 0	136	H	Robert Morris	2 0
				50	A	San Diego St.	2 3	56	A	Duquesne	1 0
								86	A	Detroit	1 2
								150	A	Northern Ky.	3 4
								151	A	Cincinnati	1 1
								163	A	Grand Canyon	3 2
								164	H	IUPUI	3 2
				LAST 10 GAMES							
				50	A	San Diego St.	2 3	86	A	Detroit	1 2
				164	H	IUPUI	3 2	150	A	Northern Ky.	3 4
				136	H	Robert Morris	2 0	56	H	Duquesne	1 0
				151	A	Cincinnati	1 1	163	A	Grand Canyon	3 2
				38	H	Kentucky	1 0				

Non-Div. I Games:

Wright St.

Average RPI Win:	145	WON-LOST	WINNING	LAST 10	STRENGTH OF	OPP. STRENGTH	TEAM	ADJ	CONF.	ADJ CONF.		
Average RPI Loss:	39	RECORD	PCT. RANK	GAMES	SCHEDULE	OF SCHEDULE	RPI	RPI	RPI	RPI		
DIV. I ONLY		6-2-1	.72222	21	6-2-1	185	51	88	.51336	85	17	16
DIV. I NON-CONF.		6-2-1	.72222	24	6-2-1	182	49	86	.51336	84	17	17

TOTALS	RPI 1-25	RPI 26-50		W-L RECORDS		RPI 51-100		RPI 101-150		RPI 150+		
6-2-1	0-0-0	1-2-0		OVERALL		0-0-1		2-0-0		3-0-0		
1-1-0	0-0-0	0-1-0		HOME		0-0-0		0-0-0		1-0-0		
2-1-0	0-0-0	1-1-0		AWAY		0-0-0		1-0-0		0-0-0		
3-0-1	0-0-0	0-0-0		NEUTRAL		0-0-1		1-0-0		2-0-0		
6-2-1	0-0-0	1-2-0		NON-CONFERENCE		0-0-1		2-0-0		3-0-0		
1-1-0	0-0-0	0-1-0		HOME		0-0-0		0-0-0		1-0-0		
2-1-0	0-0-0	1-0-		AWAY		0-0-0		1-0-0		0-0-0		
3-0-1	0-0-0	0-0-0		NEUTRAL		0-0-1		1-0-0		2-0-0		
0-0-0	0-0-0	0-0-0		CONFERENCE		0-0-0		0-0-0		0-0-0		
0-0-0	0-0-0	0-0-0		HOME		0-0-0		0-0-0		0-0-0		
0-0-0	0-0-0	0-0-0		AWAY		0-0-0		0-0-0		0-0-0		
0-0-0	0-0-0	0-0-0		NEUTRAL		0-0-0		0-0-0		0-0-0		
RPI	S	Opponent	Score	RPI	S	Opponent	Score	RPI	S	Opponent	Score	
				31	A	CSUN	1 2	96	N	VCU	1 1	
				46	H	UC Davis	1 2					
				50	A	San Diego St.	1 0					
						</						

Non-Div. I Games:

Bakersfield

Average RPI Win: 99		WON-LOST RECORD		WINNING PCT. RANK		LAST 10 GAMES		STRENGTH OF SCHEDULE		OPP. STRENGTH OF SCHEDULE		TEAM RPI		ADJ RPI		CONF. RPI		ADJ CONF. RPI	
DIV. I ONLY		4-3-1		.5625 81		4-3-1		86		126		86		.51269 86		13		14	
DIV. I NON-CONF.		3-3-1		.5 98		3-3-1		111		123		93		.5002 95		12		12	
TOTALS		RPI 1-25		RPI 26-50		W-L RECORDS		RPI 51-100		RPI 101-150		RPI 150+							
4-3-1		0-0-0		0-0-0		OVERALL		2-1-1		1-2-0		1-0-0							
1-0-0		0-0-0		0-0-0		HOME		1-0-0		0-0-0		0-0-0							
2-2-1		0-0-0		0-0-0		AWAY		0-1-1		1-1-0		1-0-0							
1-1-0		0-0-0		0-0-0		NEUTRAL		1-0-0		0-1-0		0-0-0							
3-3-1		0-0-0		0-0-0		NON-CONFERENCE		1-1-1		1-2-0		1-0-0							
0-0-0		0-0-0		0-0-0		HOME		0-0-0		0-0-0		0-0-0							
2-2-1		0-0-0		0-0-		AWAY		0-1-1		1-1-0		1-0-0							
1-1-0		0-0-0		0-0-0		NEUTRAL		1-0-0		0-1-0		0-0-0							
1-0-0		0-0-0		0-0-0		CONFERENCE		1-0-0		0-0-0		0-0-0							
1-0-0		0-0-0		0-0-0		HOME		1-0-0		0-0-0		0-0-0							
0-0-0		0-0-0		0-0-0		AWAY		0-0-0		0-0-0		0-0-0							
0-0-0		0-0-0		0-0-0		NEUTRAL		0-0-0		0-0-0		0-0-0							
RPI	S	Opponent		Score	RPI	S	Opponent		Score	RPI	S	Opponent		Score					
							52	N	Cal St. Fullerton	2 1		105	A	Western Mich.	2 1				
							67	A	Dayton	0 3		142	A	Buffalo	2 3				
							77	A	UNLV	0 0		150	N	Northern Ky.	0 1				
							84	H	Wright St.	2 1		153	A	Niagara	1 0				
LAST 10 GAMES																			
							84	H	Wright St.	2 1		153	A	Niagara	1 0				
							150	N	Northern Ky.	0 1		142	A	Buffalo	2 3				
							105	A	Western Mich.	2 1		77	A	UNLV	0 0				
							52	N	Cal St. Fullerton	2 1		52	N	Cal St. Fullerton	2 1				
							67	A	Dayton	0 3		67	A	Dayton	0 3				

Non-Div. I Games:

Detroit

[illegible]

Non-Div. I Games:

James Madison

Average RPI Win:	117	WON-LOST RECORD	WINNING PCT. RANK	LAST 10 GAMES	STRENGTH OF SCHEDULE	OPP. STRENGTH OF SCHEDULE	TEAM RPI	ADJ RPI	CONF. RPI	ADJ CONF. RPI	
DIV. I ONLY		5-3-0	.625 49	5-3-0	113	164	84	.51042 88	11	11	
DIV. I NON-CONF.		4-3-0	.57143 70	4-3-0	150	166	106	.48556 111	11	11	
<hr/>											
TOTALS	RPI 1-25	RPI 26-50		W-L RECORDS	RPI 51-100		RPI 101-150		RPI 150+		
5-3-0	0-0-0	1-0-0		OVERALL	1-0-0		1-2-0		2-1-0		
3-1-0	0-0-0	1-0-0		HOME	0-0-0		0-1-0		2-0-0		
2-2-0	0-0-0	0-0-0		AWAY	1-0-0		1-1-0		0-1-0		
0-0-0	0-0-0	0-0-0		NEUTRAL	0-0-0		0-0-0		0-0-0		
<hr/>											
4-3-0	0-0-0	0-0-0		NON-CONFERENCE	1-0-0		1-2-0		2-1-0		
2-1-0	0-0-0	0-0-0		HOME	0-0-0		0-1-0		2-0-0		
2-2-0	0-0-0	0-0-		AWAY	1-0-0		1-1-0		0-1-0		
0-0-0	0-0-0	0-0-0		NEUTRAL	0-0-0		0-0-0		0-0-0		
<hr/>											
1-0-0	0-0-0	1-0-0		CONFERENCE	0-0-0		0-0-0		0-0-0		
1-0-0	0-0-0	1-0-0		HOME	0-0-0		0-0-0		0-0-0		
0-0-0	0-0-0	0-0-0		AWAY	0-0-0		0-0-0		0-0-0		
0-0-0	0-0-0	0-0-0		NEUTRAL	0-0-0		0-0-0		0-0-0		
<hr/>											
RPI S	Opponent	Score	RPI S	Opponent	Score	RPI S	Opponent	Score	RPI S	Opponent	Score
			30 H	American	2 1	69 A	Monmouth	2 0	101 A	Brown	1 2
									102 H	Villanova	0 1
									140 A	Rhode Island	1 0
									157 H	Stetson	1 0
									190 H	Manhattan	2 1
									191 A	Stony Brook	0 3
<hr/>											
			LAST 10 GAMES								
			30 H	American	2 1	140 A	Rhode Island	1 0			
			102 H	Villanova	0 1	191 A	Stony Brook	0 3			
			157 H	Stetson	1 0	69 A	Monmouth	2 0			
			101 A	Brown	1 2	190 H	Manhattan	2 1			

Non-Div. I Games:

Lehigh

Average RPI Win:	128	WON-LOST RECORD	WINNING PCT. RANK	LAST 10 GAMES	STRENGTH OF SCHEDULE	OPP. STRENGTH OF SCHEDULE	TEAM RPI	ADJ RPI	CONF. RPI	ADJ CONF. RPI	
Average RPI Loss:	105										
DIV. I ONLY	2-3-2	.42857	141	2-3-2	18	196	89	.51019	89	4	4
DIV. I NON-CONF.	2-2-2	.5	98	2-2-2	10	201	72	.52352	70	3	3
<hr/>											
TOTALS	RPI 1-25	RPI 26-50		W-L RECORDS	RPI 51-100		RPI 101-150		RPI 150+		
2-3-2	0-0-0	0-0-1		OVERALL	1-1-0		0-2-1		1-0-0		
2-1-1	0-0-0	0-0-1		HOME	1-0-0		0-1-0		1-0-0		
0-2-1	0-0-0	0-0-0		AWAY	0-1-0		0-1-1		0-0-0		
0-0-0	0-0-0	0-0-0		NEUTRAL	0-0-0		0-0-0		0-0-0		
<hr/>											
2-2-2	0-0-0	0-0-1		NON-CONFERENCE	1-1-0		0-1-1		1-0-0		
2-1-1	0-0-0	0-0-1		HOME	1-0-0		0-1-0		1-0-0		
0-1-1	0-0-0	0-0-		AWAY	0-1-0		0-0-1		0-0-0		
0-0-0	0-0-0	0-0-0		NEUTRAL	0-0-0		0-0-0		0-0-0		
<hr/>											
0-1-0	0-0-0	0-0-0		CONFERENCE	0-0-0		0-1-0		0-0-0		
0-0-0	0-0-0	0-0-0		HOME	0-0-0		0-0-0		0-0-0		
0-1-0	0-0-0	0-0-0		AWAY	0-0-0		0-1-0		0-0-0		
0-0-0	0-0-0	0-0-0		NEUTRAL	0-0-0		0-0-0		0-0-0		
<hr/>											
RPI S	Opponent	Score	RPI S	Opponent	Score	RPI S	Opponent	Score	RPI S	Opponent	Score
			49 H	George Mason	0 0	69 H	Monmouth	1 0	115 H	Princeton	4 5
						81 A	Delaware	2 3	119 A	DePaul	1 3
									140 A	Rhode Island	1 1
									187 H	UMass Lowell	2 0
<hr/>											
LAST 10 GAMES											
			69 H	Monmouth	1 0	119 A	DePaul	1 3			
			49 H	George Mason	0 0	140 A	Rhode Island	1 1			
			115 H	Princeton	4 5						
			81 A	Delaware	2 3						
			187 H	UMass Lowell	2 0						

Non-Div. I Games:

Seton Hall

Average RPI Win:	136	WON-LOST	WINNING	LAST 10	STRENGTH OF	OPP. STRENGTH	TEAM	ADJ	CONF.	ADJ CONF.		
Average RPI Loss:	68	RECORD	PCT. RANK	GAMES	SCHEDULE	OF SCHEDULE	RPI	RPI	RPI	RPI		
DIV. I ONLY		3-3-2	.5	100	3-3-2	65	102	94	.50824	90	21	21
DIV. I NON-CONF.		3-3-2	.5	98	3-3-2	61	100	88	.50824	87	21	21
<hr/>												
TOTALS	RPI 1-25	RPI 26-50		W-L RECORDS		RPI 51-100		RPI 101-150		RPI 150+		
3-3-2	0-0-0	0-1-1		OVERALL		0-1-1		2-1-0		1-0-0		
2-0-0	0-0-0	0-0-0		HOME		0-0-0		2-0-0		0-0-0		
0-3-2	0-0-0	0-1-1		AWAY		0-1-1		0-1-0		0-0-0		
1-0-0	0-0-0	0-0-0		NEUTRAL		0-0-0		0-0-0		1-0-0		
3-3-2	0-0-0	0-1-1		NON-CONFERENCE		0-1-1		2-1-0		1-0-0		
2-0-0	0-0-0	0-0-0		HOME		0-0-0		2-0-0		0-0-0		
0-3-2	0-0-0	0-1-		AWAY		0-1-1		0-1-0		0-0-0		
1-0-0	0-0-0	0-0-0		NEUTRAL		0-0-0		0-0-0		1-0-0		
0-0-0	0-0-0	0-0-0		CONFERENCE		0-0-0		0-0-0		0-0-0		
0-0-0	0-0-0	0-0-0		HOME		0-0-0		0-0-0		0-0-0		
0-0-0	0-0-0	0-0-0		AWAY		0-0-0		0-0-0		0-0-0		
0-0-0	0-0-0	0-0-0		NEUTRAL		0-0-0		0-0-0		0-0-0		
RPI	S	Opponent	Score	RPI	S	Opponent	Score	RPI	S	Opponent	Score	
30	A	American	1 1	60	A	Akron	0 2	102	H	Villanova	1 0	
35	A	Saint Francis (PA)	0 1	98	A	Holy Cross	1 1	109	A	Harvard	1 4	
								146	H	Northeastern	1 0	
								159	N	Col. of Charleston	1 0	
LAST 10 GAMES												
159	N	Col. of Charleston	1 0	35	A	Saint Francis (PA)	0 1					
102	H	Villanova	1 0	30	A	American	1 1					
146	H	Northeastern	1 0	109	A	Harvard	1 4					
98	A	Holy Cross	1 1	60	A	Akron	0 2					

Non-Div. I Games:

Hartford

Average RPI Win:		120	WON-LOST RECORD		WINNING PCT. RANK		LAST 10 GAMES		STRENGTH OF SCHEDULE		OPP. STRENGTH OF SCHEDULE		TEAM RPI		ADJ RPI		CONF. RPI		ADJ CONF. RPI	
DIV. I ONLY			4-3-0		.57143 67		4-3-0		153		8		91		.50808 91		17		16	
DIV. I NON-CONF.			4-3-0		.57143 70		4-3-0		147		7		87		.50808 88		17		17	
TOTALS		RPI 1-25		RPI 26-50		W-L RECORDS		RPI 51-100		RPI 101-150		RPI 150+								
4-3-0		0-2-0		1-0-0		OVERALL		0-0-0		2-1-0		1-0-0								
3-0-0		0-0-0		1-0-0		HOME		0-0-0		1-0-0		1-0-0								
0-2-0		0-1-0		0-0-0		AWAY		0-0-0		0-1-0		0-0-0								
1-1-0		0-1-0		0-0-0		NEUTRAL		0-0-0		1-0-0		0-0-0								
4-3-0		0-2-0		1-0-0		NON-CONFERENCE		0-0-0		2-1-0		1-0-0								
3-0-0		0-0-0		1-0-0		HOME		0-0-0		1-0-0		1-0-0								
0-2-0		0-1-0		0-0-		AWAY		0-0-0		0-1-0		0-0-0								
1-1-0		0-1-0		0-0-0		NEUTRAL		0-0-0		1-0-0		0-0-0								
0-0-0		0-0-0		0-0-0		CONFERENCE		0-0-0		0-0-0		0-0-0								
0-0-0		0-0-0		0-0-0		HOME		0-0-0		0-0-0		0-0-0								
0-0-0		0-0-0		0-0-0		AWAY		0-0-0		0-0-0		0-0-0								
0-0-0		0-0-0		0-0-0		NEUTRAL		0-0-0		0-0-0		0-0-0								
RPI	S	Opponent		Score		RPI	S	Opponent		Score		RPI	S	Opponent		Score				
2	N	UC Irvine		1	2	39	H	Denver		2	1	108	H	Gonzaga		2	0			
25	A	Loyola Chicago		0	1							119	A	DePaul		0	1			
												147	N	UC Riverside		1	0			
												185	H	Massachusetts		5	1			
LAST 10 GAMES																				
2	N	UC Irvine		1	2	147	N	UC Riverside		1	0									
185	H	Massachusetts		5	1	39	H	Denver		2	1									
						108	H	Gonzaga		2	0									
						25	A	Loyola Chicago		0	1									
						119	A	DePaul		0	1									

Non-Div. I Games:

Utah Valley

Average RPI Win: 140		WON-LOST RECORD	WINNING PCT. RANK		LAST 10 GAMES	STRENGTH OF SCHEDULE		OPP. STRENGTH OF SCHEDULE		TEAM RPI	ADJ RPI		CONF. RPI	ADJ CONF. RPI			
Average RPI Loss: 45																	
DIV. I ONLY		4-2-2	.625	49	4-2-2	118	108	90	.5041	92	14	13					
DIV. I NON-CONF.		4-2-1	.64286	46	4-2-1	86	95	61	.52995	64	14	13					
TOTALS		RPI 1-25		RPI 26-50		W-L RECORDS		RPI 51-100		RPI 101-150		RPI 150+					
4-2-2		1-1-0		0-0-0		OVERALL		0-1-1		0-0-0		3-0-1					
2-0-0		1-0-0		0-0-0		HOME		0-0-0		0-0-0		1-0-0					
0-2-1		0-1-0		0-0-0		AWAY		0-1-0		0-0-0		0-0-1					
2-0-1		0-0-0		0-0-0		NEUTRAL		0-0-1		0-0-0		2-0-0					
4-2-1		1-1-0		0-0-0		NON-CONFERENCE		0-1-1		0-0-0		3-0-0					
2-0-0		1-0-0		0-0-0		HOME		0-0-0		0-0-0		1-0-0					
0-2-0		0-1-0		0-0-		AWAY		0-1-0		0-0-0		0-0-0					
2-0-1		0-0-0		0-0-0		NEUTRAL		0-0-1		0-0-0		2-0-0					
0-0-1		0-0-0		0-0-0		CONFERENCE		0-0-0		0-0-0		0-0-1					
0-0-0		0-0-0		0-0-0		HOME		0-0-0		0-0-0		0-0-0					
0-0-1		0-0-0		0-0-0		AWAY		0-0-0		0-0-0		0-0-1					
0-0-0		0-0-0		0-0-0		NEUTRAL		0-0-0		0-0-0		0-0-0					
RPI	S	Opponent		Score		RPI	S	Opponent		Score		RPI	S	Opponent		Score	
6	H	Saint Louis		4	0							167	H	SIUE		2	1
17	A	UAB		1	3							183	A	UCF		1	1
												191	N	Stony Brook		1	0
												194	N	Belmont		3	0
LAST 10 GAMES																	
						183	A	UCF		1	1	191	N	Stony Brook		1	0
						194	N	Belmont		3	0	6	H	Saint Louis		4	0
						72	A	Lipscomb		3	4	167	H	SIUE		2	1
						80	N	Missouri St.		0	0	17	A	UAB		1	3

Non-Div. I Games:

Memphis

Average RPI Win: 134		WON-LOST	WINNING	LAST 10	STRENGTH OF		OPP. STRENGTH	TEAM	ADJ	CONF.	ADJ CONF.
Average RPI Loss: 46		RECORD	PCT. RANK	GAMES	SCHEDULE		OF SCHEDULE	RPI	RPI	RPI	RPI
DIV. I ONLY		3-4-1	.4375	128	3-4-1		52	92	93	.50388	93
DIV. I NON-CONF.		3-1-1	.7	33	3-1-1		60	188	116	.47909	117
TOTALS		RPI 1-25	RPI 26-50		W-L RECORDS		RPI 51-100		RPI 101-150		RPI 150+
3-4-1	0-1-0	0-2-0		OVERALL		0-0-0		3-1-0		0-0-1	
2-2-1	0-1-0	0-1-0		HOME		0-0-0		2-0-0		0-0-1	
1-2-0	0-0-0	0-1-0		AWAY		0-0-0		1-1-0		0-0-0	
0-0-0	0-0-0	0-0-0		NEUTRAL		0-0-0		0-0-0		0-0-0	
3-1-1	0-0-0	0-0-0		NON-CONFERENCE		0-0-0		3-1-0		0-0-1	
2-0-1	0-0-0	0-0-0		HOME		0-0-0		2-0-0		0-0-1	
1-1-0	0-0-0	0-0-		AWAY		0-0-0		1-1-0		0-0-0	
0-0-0	0-0-0	0-0-0		NEUTRAL		0-0-0		0-0-0		0-0-0	
0-3-0	0-1-0	0-2-0		CONFERENCE		0-0-0		0-0-0		0-0-0	
0-2-0	0-1-0	0-1-0		HOME		0-0-0		0-0-0		0-0-0	
0-1-0	0-0-0	0-1-0		AWAY		0-0-0		0-0-0		0-0-0	
0-0-0	0-0-0	0-0-0		NEUTRAL		0-0-0		0-0-0		0-0-0	
RPI S	Opponent	Score		RPI S	Opponent	Score		RPI S	Opponent	Score	
8	H Louisville	2	3	27	H Clemson	0	2	109	A Harvard	2	3
				41	A Duke	0	1	121	A Quinnipiac	2	0
								140	H Rhode Island	3	0
								141	H Fordham	2	0
								152	H Iona	1	1
LAST 10 GAMES											
8	H Louisville	2	3	41	A Duke	0	1				
109	A Harvard	2	3	141	H Fordham	2	0				
27	H Clemson	0	2	152	H Iona	1	1				
140	H Rhode Island	3	0								
121	A Quinnipiac	2	0								

Non-Div. I Games:

Boston College

Average RPI Win: 144		WON-LOST RECORD	WINNING PCT. RANK		LAST 10 GAMES	STRENGTH OF SCHEDULE	OPP. STRENGTH OF SCHEDULE	TEAM RPI	ADJ RPI	CONF. RPI	ADJ CONF. RPI					
Average RPI Loss: 90																
DIV. I ONLY		4-4-1	.5	100	4-4-1	57	180	92	.50383	94	11	11				
DIV. I NON-CONF.		4-3-1	.5625	86	4-3-1	63	174	95	.49802	97	11	11				
<hr/>																
TOTALS		RPI 1-25		RPI 26-50		W-L RECORDS		RPI 51-100		RPI 101-150		RPI 150+				
4-4-1		0-0-0		0-1-0		OVERALL		1-1-1		1-2-0		2-0-0				
3-1-0		0-0-0		0-0-0		HOME		1-0-0		0-1-0		2-0-0				
1-3-1		0-0-0		0-1-0		AWAY		0-1-1		1-1-0		0-0-0				
0-0-0		0-0-0		0-0-0		NEUTRAL		0-0-0		0-0-0		0-0-0				
4-3-1		0-0-0		0-1-0		NON-CONFERENCE		1-0-1		1-2-0		2-0-0				
3-1-0		0-0-0		0-0-0		HOME		1-0-0		0-1-0		2-0-0				
1-2-1		0-0-0		0-0-		AWAY		0-0-1		1-1-0		0-0-0				
0-0-0		0-0-0		0-0-0		NEUTRAL		0-0-0		0-0-0		0-0-0				
0-1-0		0-0-0		0-0-0		CONFERENCE		0-1-0		0-0-0		0-0-0				
0-0-0		0-0-0		0-0-0		HOME		0-0-0		0-0-0		0-0-0				
0-1-0		0-0-0		0-0-0		AWAY		0-1-0		0-0-0		0-0-0				
0-0-0		0-0-0		0-0-0		NEUTRAL		0-0-0		0-0-0		0-0-0				
RPI	S	Opponent	Score	RPI	S	Opponent	Score	RPI	S	Opponent	Score					
				39	A	Denver	1 2	62	A	Air Force	1 1	106	A	NJIT	0 1	
								82	A	Boston U.	1 2	132	H	George Washington	1 2	
								83	H	Maryland	2 1	133	A	Central Conn. St.	3 1	
												161	H	Appalachian St.	5 0	
												198	H	Longwood	2 0	
<hr/>																
LAST 10 GAMES																
				132	H	George Washington	1 2	82	A	Boston U.	1 2					
				133	A	Central Conn. St.	3 1	198	H	Longwood	2 0					
				83	H	Maryland	2 1	106	A	NJIT	0 1					
				161	H	Appalachian St.	5 0	62	A	Air Force	1 1					
				39	A	Denver	1 2									

Non-Div. I Games:

Navy

[illegible]

Non-Div. I Games:

Wake Forest

Average RPI Win: 117		WON-LOST RECORD	WINNING PCT. RANK	LAST 10 GAMES	STRENGTH OF SCHEDULE	OPP. STRENGTH OF SCHEDULE	TEAM RPI	ADJ RPI	CONF. RPI	ADJ CONF. RPI	
Average RPI Loss: 33											
DIV. I ONLY		3-5-1	.38889 148	3-5-1	62	37	106	.50224 96	7	7	
DIV. I NON-CONF.		3-5-1	.38889 149	3-5-1	58	35	103	.50224 92	7	7	
TOTALS		RPI 1-25	RPI 26-50	W-L RECORDS	RPI 51-100	RPI 101-150	RPI 150+				
3-5-1	1-3-0	0-0-0	OVERALL	0-2-1	1-0-0	1-0-0					
2-3-0	0-1-0	0-0-0	HOME	0-2-0	1-0-0	1-0-0					
1-2-0	1-2-0	0-0-0	AWAY	0-0-0	0-0-0	0-0-0					
0-0-1	0-0-0	0-0-0	NEUTRAL	0-0-1	0-0-0	0-0-0					
3-5-1	1-3-0	0-0-0	NON-CONFERENCE	0-2-1	1-0-0	1-0-0					
2-3-0	0-1-0	0-0-0	HOME	0-2-0	1-0-0	1-0-0					
1-2-0	1-2-0	0-0-0	AWAY	0-0-0	0-0-0	0-0-0					
0-0-1	0-0-0	0-0-0	NEUTRAL	0-0-1	0-0-0	0-0-0					
0-0-0	0-0-0	0-0-0	CONFERENCE	0-0-0	0-0-0	0-0-0					
0-0-0	0-0-0	0-0-0	HOME	0-0-0	0-0-0	0-0-0					
0-0-0	0-0-0	0-0-0	AWAY	0-0-0	0-0-0	0-0-0					
0-0-0	0-0-0	0-0-0	NEUTRAL	0-0-0	0-0-0	0-0-0					
RPI S	Opponent	Score	RPI S	Opponent	Score	RPI S	Opponent	Score	RPI S	Opponent	Score
13 A	Virginia	0 1				51 H	East Tenn. St.	1 2	146 H	Northeastern	2 0
16 A	Georgetown	2 1				55 H	Old Dominion	1 2	189 H	Fairleigh Dickinson	3 0
21 H	North Carolina	0 1				85 N	Bakersfield	1 1			
23 A	New Mexico	0 2									
			LAST 10 GAMES								
			55 H	Old Dominion	1 2	23 A	New Mexico	0 2			
			146 H	Northeastern	2 0	85 N	Bakersfield	1 1			
			51 H	East Tenn. St.	1 2	13 A	Virginia	0 1			
			189 H	Fairleigh Dickinson	3 0	16 A	Georgetown	2 1			
						21 H	North Carolina	0 1			

Non-Div. I Games:

VCU

Average RPI Win:	185	WON-LOST RECORD	WINNING PCT. RANK	LAST 10 GAMES	STRENGTH OF SCHEDULE	OPP. STRENGTH OF SCHEDULE	TEAM RPI	ADJ RPI	CONF. RPI	ADJ CONF. RPI		
Average RPI Loss:	7											
DIV. I ONLY		4-2-1	.64286	46	4-2-1	137	160	99	.50215	97	20	20
DIV. I NON-CONF.		4-1-1	.75	19	4-1-1	177	187	123	.47287	122	19	20

TOTALS	RPI 1-25		RPI 26-50		W-L RECORDS		RPI 51-100		RPI 101-150		RPI 150+	
4-2-1	0-2-0		0-0-0		OVERALL		0-0-0		1-0-0		3-0-1	
1-1-0	0-1-0		0-0-0		HOME		0-0-0		0-0-0		1-0-0	
1-1-1	0-1-0		0-0-0		AWAY		0-0-0		0-0-0		1-0-1	
2-0-0	0-0-0		0-0-0		NEUTRAL		0-0-0		1-0-0		1-0-0	
4-1-1	0-1-0		0-0-0		NON-CONFERENCE		0-0-0		1-0-0		3-0-1	
1-1-0	0-1-0		0-0-0		HOME		0-0-0		0-0-0		1-0-0	
1-0-1	0-0-0		0-0-		AWAY		0-0-0		0-0-0		1-0-1	
2-0-0	0-0-0		0-0-0		NEUTRAL		0-0-0		1-0-0		1-0-0	
0-1-0	0-1-0		0-0-0		CONFERENCE		0-0-0		0-0-0		0-0-0	
0-0-0	0-0-0		0-0-0		HOME		0-0-0		0-0-0		0-0-0	
0-1-0	0-1-0		0-0-0		AWAY		0-0-0		0-0-0		0-0-0	
0-0-0	0-0-0		0-0-0		NEUTRAL		0-0-0		0-0-0		0-0-0	
RPI	S	Opponent	Score	RPI	S	Opponent	Score	RPI	S	Opponent	Score	
3	H	Davidson	1 2					136	N	Robert Morris	2	1
10	A	Winthrop	0 2					168	A	Marshall	2	2
								199	H	Howard	4	0
								200	N	USC Upstate	3	1
								204	A	VMI	5	0
LAST 10 GAMES												
				10	A	Winthrop	0 2	3	H	Davidson	1 2	
				199	H	Howard	4 0	200	N	USC Upstate	3	1
								136	N	Robert Morris	2	1
								168	A	Marshall	2	2
								204	A	VMI	5	0

Non-Div. I Games: Bluefield Col. 2 1

Liberty

Average RPI Win: 155		WON-LOST	WINNING	LAST 10	STRENGTH OF		OPP. STRENGTH	TEAM	ADJ	CONF.	ADJ CONF.						
Average RPI Loss: 55		RECORD	PCT. RANK	GAMES	SCHEDULE		OF SCHEDULE	RPI	RPI	RPI	RPI						
DIV. I ONLY		3-2-2	.57143	67	3-2-2		105	133	100	.50108	98	11	11				
DIV. I NON-CONF.		2-2-2	.5	98	2-2-2		115	101	100	.49788	99	11	11				
<hr/>																	
TOTALS		RPI 1-25		RPI 26-50		W-L RECORDS		RPI 51-100		RPI 101-150		RPI 150+					
3-2-2		0-0-0		0-1-1		OVERALL		0-1-1		2-0-0		1-0-0					
2-0-2		0-0-0		0-0-1		HOME		0-0-1		2-0-0		0-0-0					
1-2-0		0-0-0		0-1-0		AWAY		0-1-0		0-0-0		1-0-0					
0-0-0		0-0-0		0-0-0		NEUTRAL		0-0-0		0-0-0		0-0-0					
2-2-2		0-0-0		0-1-1		NON-CONFERENCE		0-1-1		1-0-0		1-0-0					
1-0-2		0-0-0		0-0-1		HOME		0-0-1		1-0-0		0-0-0					
1-2-0		0-0-0		0-0-		AWAY		0-1-0		0-0-0		1-0-0					
0-0-0		0-0-0		0-0-0		NEUTRAL		0-0-0		0-0-0		0-0-0					
1-0-0		0-0-0		0-0-0		CONFERENCE		0-0-0		1-0-0		0-0-0					
1-0-0		0-0-0		0-0-0		HOME		0-0-0		1-0-0		0-0-0					
0-0-0		0-0-0		0-0-0		AWAY		0-0-0		0-0-0		0-0-0					
0-0-0		0-0-0		0-0-0		NEUTRAL		0-0-0		0-0-0		0-0-0					
RPI	S	Opponent		Score		RPI	S	Opponent		Score		RPI	S	Opponent		Score	
40	A	Providence		0	2	69	A	Monmouth		0	2	121	H	Quinnipiac		2	1
44	H	Dartmouth		2	2	90	H	Hartford		1	1	143	H	Loyola Maryland		2	0
												202	A	Sacred Heart		4	1
<hr/>																	
LAST 10 GAMES																	
143	H	Loyola Maryland		2	0	40	A	Providence		0	2						
44	H	Dartmouth		2	2	90	H	Hartford		1	1						
202	A	Sacred Heart		4	1												
121	H	Quinnipiac		2	1												
69	A	Monmouth		0	2												

Non-Div. I Games:

Holy Cross

Average RPI Win:		119	WON-LOST RECORD		WINNING PCT. RANK		LAST 10 GAMES		STRENGTH OF SCHEDULE		OPP. STRENGTH OF SCHEDULE		TEAM RPI		ADJ RPI		CONF. RPI		ADJ CONF. RPI				
DIV. I ONLY			2-4-3		.38889 148		2-4-3		30		95		101		.501 99		4		4				
DIV. I NON-CONF.			2-3-3		.4375 132		2-3-3		36		96		99		.49793 98		3		3				
TOTALS		RPI 1-25		RPI 26-50		W-L RECORDS		RPI 51-100		RPI 101-150		RPI 150+											
2-4-3		0-2-0		0-1-0		OVERALL		0-1-0		2-0-3		0-0-0											
2-1-1		0-1-0		0-0-0		HOME		0-0-0		2-0-1		0-0-0											
0-3-2		0-1-0		0-1-0		AWAY		0-1-0		0-0-2		0-0-0											
0-0-0		0-0-0		0-0-0		NEUTRAL		0-0-0		0-0-0		0-0-0											
2-3-3		0-2-0		0-0-0		NON-CONFERENCE		0-1-0		2-0-3		0-0-0											
2-1-1		0-1-0		0-0-0		HOME		0-0-0		2-0-1		0-0-0											
0-2-2		0-1-0		0-0-		AWAY		0-1-0		0-0-2		0-0-0											
0-0-0		0-0-0		0-0-0		NEUTRAL		0-0-0		0-0-0		0-0-0											
0-1-0		0-0-0		0-1-0		CONFERENCE		0-0-0		0-0-0		0-0-0											
0-0-0		0-0-0		0-0-0		HOME		0-0-0		0-0-0		0-0-0											
0-1-0		0-0-0		0-1-0		AWAY		0-0-0		0-0-0		0-0-0											
0-0-0		0-0-0		0-0-0		NEUTRAL		0-0-0		0-0-0		0-0-0											
RPI	S	Opponent		Score		RPI	S	Opponent		Score		RPI	S	Opponent		Score							
4	H	Syracuse		0	1	43	A	Xavier		0	1	57	A	West Virginia		0	1	109	H	Harvard		2	1
15	A	Penn St.		0	3													111	H	Hofstra		2	2
																		115	A	Princeton		0	0
																		120	A	Wisconsin		1	1
																		129	H	UConn		3	1
LAST 10 GAMES																							
109	H	Harvard		2	1	43	A	Xavier		0	1	129	H	UConn		3	1						
115	A	Princeton		0	0	120	A	Wisconsin		1	1	57	A	West Virginia		0	1						
4	H	Syracuse		0	1																		
111	H	Hofstra		2	2																		
15	A	Penn St.		0	3																		

Non-Div. I Games:

St. John's (NY)

[illegible]

Non-Div. I Games:	Findlay	8	0
-------------------	---------	---	---

Bowling Green

Average RPI Win: 85		WON-LOST	WINNING	LAST 10	STRENGTH OF		OPP. STRENGTH	TEAM	ADJ	CONF.	ADJ CONF.
Average RPI Loss: 60		RECORD	PCT. RANK	GAMES	SCHEDULE		OF SCHEDULE	RPI	RPI	RPI	RPI
DIV. I ONLY		2-3-3	.4375 128	2-3-3	32		142	95	.49985 101	12	12
DIV. I NON-CONF.		2-3-3	.4375 132	2-3-3	35		136	90	.49985 96	13	14
TOTALS		RPI 1-25	RPI 26-50		W-L RECORDS		RPI 51-100		RPI 101-150		RPI 150+
2-3-3	0-0-0	0-1-0		OVERALL		2-2-1		0-0-1		0-0-1	
1-2-1	0-0-0	0-1-0		HOME		1-1-1		0-0-0		0-0-0	
1-1-2	0-0-0	0-0-0		AWAY		1-1-0		0-0-1		0-0-1	
0-0-0	0-0-0	0-0-0		NEUTRAL		0-0-0		0-0-0		0-0-0	
2-3-3	0-0-0	0-1-0		NON-CONFERENCE		2-2-1		0-0-1		0-0-1	
1-2-1	0-0-0	0-1-0		HOME		1-1-1		0-0-0		0-0-0	
1-1-2	0-0-0	0-0-		AWAY		1-1-0		0-0-1		0-0-1	
0-0-0	0-0-0	0-0-0		NEUTRAL		0-0-0		0-0-0		0-0-0	
0-0-0	0-0-0	0-0-0		CONFERENCE		0-0-0		0-0-0		0-0-0	
0-0-0	0-0-0	0-0-0		HOME		0-0-0		0-0-0		0-0-0	
0-0-0	0-0-0	0-0-0		AWAY		0-0-0		0-0-0		0-0-0	
0-0-0	0-0-0	0-0-0		NEUTRAL		0-0-0		0-0-0		0-0-0	
RPI S	Opponent	Score	RPI S	Opponent	Score	RPI S	Opponent	Score	RPI S	Opponent	Score
			40 H	Providence	2 3	63 H	Vermont	0 0	125 A	FGCU	0 0
						70 A	South Fla.	1 3	184 A	Fairfield	0 0
						71 H	Siena	1 2			
						82 A	Boston U.	1 0			
						88 H	Lehigh	2 1			
LAST 10 GAMES											
			184 A	Fairfield	0 0	63 H	Vermont	0 0			
			82 A	Boston U.	1 0	125 A	FGCU	0 0			
			71 H	Siena	1 2	70 A	South Fla.	1 3			
						88 H	Lehigh	2 1			
						40 H	Providence	2 3			

Non-Div. I Games:

Brown

Average RPI Win:	144	WON-LOST RECORD	WINNING PCT. RANK	LAST 10 GAMES	STRENGTH OF SCHEDULE	OPP. STRENGTH OF SCHEDULE	TEAM RPI	ADJ RPI	CONF. RPI	ADJ CONF. RPI		
DIV. I ONLY		3-4-1	.4375	128	3-4-1	60	99	103	.49951	102	4	4
DIV. I NON-CONF.		3-3-1	.5	98	3-3-1	96	144	119	.47662	119	3	3
<hr/>												
TOTALS	RPI 1-25	RPI 26-50		W-L RECORDS		RPI 51-100		RPI 101-150		RPI 150+		
3-4-1	0-1-0	0-0-0		OVERALL		1-1-1		0-2-0		2-0-0		
2-1-1	0-1-0	0-0-0		HOME		0-0-1		0-0-0		2-0-0		
1-3-0	0-0-0	0-0-0		AWAY		1-1-0		0-2-0		0-0-0		
0-0-0	0-0-0	0-0-0		NEUTRAL		0-0-0		0-0-0		0-0-0		
3-3-1	0-0-0	0-0-0		NON-CONFERENCE		1-1-1		0-2-0		2-0-0		
2-0-1	0-0-0	0-0-0		HOME		0-0-1		0-0-0		2-0-0		
1-3-0	0-0-0	0-0-		AWAY		1-1-0		0-2-0		0-0-0		
0-0-0	0-0-0	0-0-0		NEUTRAL		0-0-0		0-0-0		0-0-0		
0-1-0	0-1-0	0-0-0		CONFERENCE		0-0-0		0-0-0		0-0-0		
0-1-0	0-1-0	0-0-0		HOME		0-0-0		0-0-0		0-0-0		
0-0-0	0-0-0	0-0-0		AWAY		0-0-0		0-0-0		0-0-0		
0-0-0	0-0-0	0-0-0		NEUTRAL		0-0-0		0-0-0		0-0-0		
RPI	S	Opponent	Score	RPI	S	Opponent	Score	RPI	S	Opponent	Score	
5	H	Creighton	0 1					69	H	Monmouth	1 1	
								88	A	Lehigh	1 0	
								90	A	Hartford	0 1	
								104	A	Marist	0 1	
								126	A	Drexel	0 1	
								158	H	Albany (NY)	1 0	
								186	H	Saint Peter's	3 1	

Non-Div. I Games:

Villanova

Average RPI Win:	96	WON-LOST	WINNING	LAST 10	STRENGTH OF	OPP. STRENGTH	TEAM	ADJ	CONF.	ADJ CONF.						
Average RPI Loss:	60	RECORD	PCT. RANK	GAMES	SCHEDULE	OF SCHEDULE	RPI	RPI	RPI	RPI						
DIV. I ONLY		3-4-1	.4375	128	3-4-1	79	19	96	.49853	103	6	6				
DIV. I NON-CONF.		3-3-1	.5	98	3-3-1	102	22	108	.48484	112	6	6				
<hr/>																
TOTALS	RPI 1-25	RPI 26-50		W-L RECORDS		RPI 51-100		RPI 101-150		RPI 150+						
3-4-1	0-2-0	1-0-0		OVERALL		0-1-1		2-0-0		0-1-0						
2-2-0	0-1-0	1-0-0		HOME		0-0-0		1-0-0		0-1-0						
1-2-1	0-1-0	0-0-0		AWAY		0-1-1		1-0-0		0-0-0						
0-0-0	0-0-0	0-0-0		NEUTRAL		0-0-0		0-0-0		0-0-0						
3-3-1	0-1-0	1-0-0		NON-CONFERENCE		0-1-1		2-0-0		0-1-0						
2-1-0	0-0-0	1-0-0		HOME		0-0-0		1-0-0		0-1-0						
1-2-1	0-1-0	0-0-		AWAY		0-1-1		1-0-0		0-0-0						
0-0-0	0-0-0	0-0-0		NEUTRAL		0-0-0		0-0-0		0-0-0						
0-1-0	0-1-0	0-0-0		CONFERENCE		0-0-0		0-0-0		0-0-0						
0-1-0	0-1-0	0-0-0		HOME		0-0-0		0-0-0		0-0-0						
0-0-0	0-0-0	0-0-0		AWAY		0-0-0		0-0-0		0-0-0						
0-0-0	0-0-0	0-0-0		NEUTRAL		0-0-0		0-0-0		0-0-0						
RPI	S	Opponent	Score	RPI	S	Opponent	Score	RPI	S	Opponent	Score					
14	A	Michigan St.	0 3	50	H	San Diego St.	2 1	51	A	East Tenn. St.	1 2	113	A	Michigan	1 0	
17	H	UAB	2 3					58	A	Elon	0 0	125	H	FGCU	2 1	
												157	H	Stetson	1 2	

Non-Div. I Games:

FIU

Average RPI Win:	148	WON-LOST	WINNING	LAST 10	STRENGTH OF	OPP. STRENGTH	TEAM	ADJ	CONF.	ADJ CONF.	
Average RPI Loss:	93	RECORD	PCT. RANK	GAMES	SCHEDULE	OF SCHEDULE	RPI	RPI	RPI	RPI	
DIV. I ONLY		4-2-2	.625 49	4-2-2	139	127	104	.49636 104	18	18	
DIV. I NON-CONF.		4-2-2	.625 51	4-2-2	138	124	101	.49636 100	18	18	
<hr/>											
TOTALS	RPI 1-25	RPI 26-50		W-L RECORDS		RPI 51-100		RPI 101-150		RPI 150+	
4-2-2	0-0-0	0-0-0		OVERALL		0-1-0		3-1-2		1-0-0	
1-1-1	0-0-0	0-0-0		HOME		0-1-0		1-0-1		0-0-0	
3-1-1	0-0-0	0-0-0		AWAY		0-0-0		2-1-1		1-0-0	
0-0-0	0-0-0	0-0-0		NEUTRAL		0-0-0		0-0-0		0-0-0	
<hr/>											
4-2-2	0-0-0	0-0-0		NON-CONFERENCE		0-1-0		3-1-2		1-0-0	
1-1-1	0-0-0	0-0-0		HOME		0-1-0		1-0-1		0-0-0	
3-1-1	0-0-0	0-0-		AWAY		0-0-0		2-1-1		1-0-0	
0-0-0	0-0-0	0-0-0		NEUTRAL		0-0-0		0-0-0		0-0-0	
<hr/>											
0-0-0	0-0-0	0-0-0		CONFERENCE		0-0-0		0-0-0		0-0-0	
0-0-0	0-0-0	0-0-0		HOME		0-0-0		0-0-0		0-0-0	
0-0-0	0-0-0	0-0-0		AWAY		0-0-0		0-0-0		0-0-0	
0-0-0	0-0-0	0-0-0		NEUTRAL		0-0-0		0-0-0		0-0-0	
<hr/>											
RPI S	Opponent	Score	RPI S	Opponent	Score	RPI S	Opponent	Score	RPI S	Opponent	Score
						79 H	Saint Joseph's	1 5	102 H	Villanova	1 0
						106 A	NJIT	0 1			
						117 H	Army	1 1			
						130 A	New Hampshire	1 1			
						137 A	Binghamton	1 0			
						149 A	Columbia	3 2			
						202 A	Sacred Heart	1 0			
<hr/>											
			LAST 10 GAMES								
			117 H	Army	1 1	130 A	New Hampshire	1 1			
			202 A	Sacred Heart	1 0	79 H	Saint Joseph's	1 5			
			149 A	Columbia	3 2	102 H	Villanova	1 0			
			106 A	NJIT	0 1						
			137 A	Binghamton	1 0						

Non-Div. I Games:

Marist

[illegible]

Non-Div. I Games:

Western Mich.

Average RPI Win: 123		WON-LOST RECORD	WINNING PCT. RANK	LAST 10 GAMES	STRENGTH OF SCHEDULE	OPP. STRENGTH OF SCHEDULE	TEAM RPI	ADJ RPI	CONF. RPI	ADJ CONF. RPI	
Average RPI Loss: 153											
DIV. I ONLY		4-2-3	.61111 60	4-2-3	108	157	97	.49167 106	24	24	
DIV. I NON-CONF.		4-2-3	.61111 59	4-2-3	107	156	91	.49167 102	24	24	
TOTALS		RPI 1-25	RPI 26-50		W-L RECORDS		RPI 51-100		RPI 101-150		RPI 150+
4-2-3	0-0-0		0-0-0		OVERALL		1-0-1		2-1-2		1-1-0
3-0-2	0-0-0		0-0-0		HOME		1-0-0		1-0-2		1-0-0
1-2-1	0-0-0		0-0-0		AWAY		0-0-1		1-1-0		0-1-0
0-0-0	0-0-0		0-0-0		NEUTRAL		0-0-0		0-0-0		0-0-0
4-2-3	0-0-0		0-0-0		NON-CONFERENCE		1-0-1		2-1-2		1-1-0
3-0-2	0-0-0		0-0-0		HOME		1-0-0		1-0-2		1-0-0
1-2-1	0-0-0		0-0-		AWAY		0-0-1		1-1-0		0-1-0
0-0-0	0-0-0		0-0-0		NEUTRAL		0-0-0		0-0-0		0-0-0
0-0-0	0-0-0		0-0-0		CONFERENCE		0-0-0		0-0-0		0-0-0
0-0-0	0-0-0		0-0-0		HOME		0-0-0		0-0-0		0-0-0
0-0-0	0-0-0		0-0-0		AWAY		0-0-0		0-0-0		0-0-0
0-0-0	0-0-0		0-0-0		NEUTRAL		0-0-0		0-0-0		0-0-0
RPI S	Opponent	Score	RPI S	Opponent	Score	RPI S	Opponent	Score	RPI S	Opponent	Score
						79 A	Saint Joseph's	0 0	104 H	Marist	1 0
						94 H	Navy	1 0	112 A	Jacksonville	3 2
									134 H	Rider	3 3
									140 A	Rhode Island	0 2
									141 H	Fordham	1 1
									166 A	North Florida	1 3
									180 H	LIU Brooklyn	3 1
LAST 10 GAMES											
			104 H	Marist	1 0	79 A	Saint Joseph's	0 0			
			140 A	Rhode Island	0 2	134 H	Rider	3 3			
			166 A	North Florida	1 3	94 H	Navy	1 0			
			112 A	Jacksonville	3 2	180 H	LIU Brooklyn	3 1			
						141 H	Fordham	1 1			

Non-Div. I Games:

NJIT

Average RPI Win: 116		WON-LOST	WINNING	LAST 10	STRENGTH OF		OPP. STRENGTH	TEAM	ADJ	CONF.	ADJ CONF.
Average RPI Loss: 79		RECORD	PCT. RANK	GAMES	SCHEDULE		OF SCHEDULE	RPI	RPI	RPI	RPI
DIV. I ONLY		4-3-1	.5625	81	4-3-1		128	87	105	.48971	107
DIV. I NON-CONF.		3-3-1	.5	98	3-3-1		133	70	102	.49011	105
TOTALS		RPI 1-25	RPI 26-50		W-L RECORDS		RPI 51-100		RPI 101-150		RPI 150+
4-3-1	0-0-0	1-1-0		OVERALL		1-1-0		0-0-0		2-1-1	
3-1-0	0-0-0	1-0-0		HOME		1-0-0		0-0-0		1-1-0	
1-2-1	0-0-0	0-1-0		AWAY		0-1-0		0-0-0		1-0-1	
0-0-0	0-0-0	0-0-0		NEUTRAL		0-0-0		0-0-0		0-0-0	
3-3-1	0-0-0	1-1-0		NON-CONFERENCE		1-1-0		0-0-0		1-1-1	
3-1-0	0-0-0	1-0-0		HOME		1-0-0		0-0-0		1-1-0	
0-2-1	0-0-0	0-0-		AWAY		0-1-0		0-0-0		0-0-1	
0-0-0	0-0-0	0-0-0		NEUTRAL		0-0-0		0-0-0		0-0-0	
1-0-0	0-0-0	0-0-0		CONFERENCE		0-0-0		0-0-0		1-0-0	
0-0-0	0-0-0	0-0-0		HOME		0-0-0		0-0-0		0-0-0	
1-0-0	0-0-0	0-0-0		AWAY		0-0-0		0-0-0		1-0-0	
0-0-0	0-0-0	0-0-0		NEUTRAL		0-0-0		0-0-0		0-0-0	
RPI S	Opponent	Score		RPI S	Opponent	Score		RPI S	Opponent	Score	
32 A	UC Santa Barbara	1	4	53 A	Loyola Marymount	0	1	153 H	Niagara	1	2
37 H	St. Mary's (CA)	1	0	71 H	Siena	3	1	158 A	Albany (NY)	1	1
								165 A	Lafayette	2	1
								189 H	Fairleigh Dickinson	3	1
LAST 10 GAMES											
165 A	Lafayette	2	1	71 H	Siena	3	1				
153 H	Niagara	1	2	189 H	Fairleigh Dickinson	3	1				
37 H	St. Mary's (CA)	1	0	53 A	Loyola Marymount	0	1				
				32 A	UC Santa Barbara	1	4				
				158 A	Albany (NY)	1	1				

Non-Div. I Games:

Colgate

Average RPI Win:	141	WON-LOST RECORD	WINNING PCT. RANK	LAST 10 GAMES	STRENGTH OF SCHEDULE	OPP. STRENGTH OF SCHEDULE	TEAM RPI	ADJ RPI	CONF. RPI	ADJ CONF. RPI	
DIV. I ONLY		5-3-0	.625 49	5-3-0	186	68	110	.48777 109	12	12	
DIV. I NON-CONF.		5-3-0	.625 51	5-3-0	183	66	112	.48777 109	13	14	
<hr/>											
TOTALS	RPI 1-25	RPI 26-50		W-L RECORDS	RPI 51-100		RPI 101-150		RPI 150+		
5-3-0	0-1-0	0-0-0		OVERALL	2-1-0		1-1-0		2-0-0		
4-0-0	0-0-0	0-0-0		HOME	2-0-0		1-0-0		1-0-0		
1-3-0	0-1-0	0-0-0		AWAY	0-1-0		0-1-0		1-0-0		
0-0-0	0-0-0	0-0-0		NEUTRAL	0-0-0		0-0-0		0-0-0		
5-3-0	0-1-0	0-0-0		NON-CONFERENCE	2-1-0		1-1-0		2-0-0		
4-0-0	0-0-0	0-0-0		HOME	2-0-0		1-0-0		1-0-0		
1-3-0	0-1-0	0-0-		AWAY	0-1-0		0-1-0		1-0-0		
0-0-0	0-0-0	0-0-0		NEUTRAL	0-0-0		0-0-0		0-0-0		
0-0-0	0-0-0	0-0-0		CONFERENCE	0-0-0		0-0-0		0-0-0		
0-0-0	0-0-0	0-0-0		HOME	0-0-0		0-0-0		0-0-0		
0-0-0	0-0-0	0-0-0		AWAY	0-0-0		0-0-0		0-0-0		
0-0-0	0-0-0	0-0-0		NEUTRAL	0-0-0		0-0-0		0-0-0		
RPI S	Opponent	Score		RPI S	Opponent	Score		RPI S	Opponent	Score	
16 A	Georgetown	0 2						90 H	Hartford	4 1	
								93 H	Boston College	3 2	
								99 A	St. John's (NY)	1 2	
								132 A	George Washington	1 2	
								146 H	Northeastern	3 2	
								185 A	Massachusetts	3 2	
								190 H	Manhattan	3 0	
<hr/>											
LAST 10 GAMES											
185 A	Massachusetts	3 2		99 A	St. John's (NY)	1 2					
146 H	Northeastern	3 2		132 A	George Washington	1 2					
190 H	Manhattan	3 0		16 A	Georgetown	0 2					
90 H	Hartford	4 1									
93 H	Boston College	3 2									

Non-Div. I Games:

Harvard

Average RPI Win:	85	WON-LOST	WINNING	LAST 10	STRENGTH OF	OPP. STRENGTH	TEAM	ADJ	CONF.	ADJ CONF.	
Average RPI Loss:	49	RECORD	PCT. RANK	GAMES	SCHEDULE	OF SCHEDULE	RPI	RPI	RPI	RPI	
DIV. I ONLY	2-3-3	.4375	128	2-3-3	63	104	111	.48315	110	9	9
DIV. I NON-CONF.	2-3-3	.4375	132	2-3-3	59	103	113	.48315	113	9	9
<hr/>											
TOTALS	RPI 1-25	RPI 26-50		W-L RECORDS	RPI 51-100		RPI 101-150		RPI 150+		
2-3-3	0-1-0	1-1-0		OVERALL	0-1-0		1-0-2		0-0-1		
1-1-1	0-1-0	1-0-0		HOME	0-0-0		0-0-0		0-0-1		
0-2-1	0-0-0	0-1-0		AWAY	0-1-0		0-0-1		0-0-0		
1-0-1	0-0-0	0-0-0		NEUTRAL	0-0-0		1-0-1		0-0-0		
<hr/>											
2-3-3	0-1-0	1-1-0		NON-CONFERENCE	0-1-0		1-0-2		0-0-1		
1-1-1	0-1-0	1-0-0		HOME	0-0-0		0-0-0		0-0-1		
0-2-1	0-0-0	0-0-		AWAY	0-1-0		0-0-1		0-0-0		
1-0-1	0-0-0	0-0-0		NEUTRAL	0-0-0		1-0-1		0-0-0		
<hr/>											
0-0-0	0-0-0	0-0-0		CONFERENCE	0-0-0		0-0-0		0-0-0		
0-0-0	0-0-0	0-0-0		HOME	0-0-0		0-0-0		0-0-0		
0-0-0	0-0-0	0-0-0		AWAY	0-0-0		0-0-0		0-0-0		
0-0-0	0-0-0	0-0-0		NEUTRAL	0-0-0		0-0-0		0-0-0		
<hr/>											
RPI S	Opponent	Score		RPI S	Opponent	Score		RPI S	Opponent	Score	
24 H	Marquette	0	2	47 A	Santa Clara	0	1	76 A	Cal Poly	1	4
				48 H	Ill.-Chicago	1	0				
				LAST 10 GAMES							
				162 H	Green Bay	2	2	124 A	Milwaukee	2	2
				48 H	Ill.-Chicago	1	0	24 H	Marquette	0	2
				47 A	Santa Clara	0	1	111 N	Hofstra	0	0
				76 A	Cal Poly	1	4				
				121 N	Quinnipiac	3	0				

Non-Div. I Games:

Northern Ill.

Average RPI Win:	106	WON-LOST RECORD	WINNING PCT. RANK	LAST 10 GAMES	STRENGTH OF SCHEDULE	OPP. STRENGTH OF SCHEDULE	TEAM RPI	ADJ RPI	CONF. RPI	ADJ CONF. RPI	
Average RPI Loss:	67										
DIV. I ONLY	3-3-2	.5	100	3-3-2	128	55	116	.48297	111	10	10
DIV. I NON-CONF.	3-3-2	.5	98	3-3-2	130	52	118	.48297	114	10	10
<hr/>											
TOTALS	RPI 1-25	RPI 26-50		W-L RECORDS		RPI 51-100		RPI 101-150		RPI 150+	
3-3-2	0-0-0	0-2-0		OVERALL		2-0-1		0-1-1		1-0-0	
0-1-0	0-0-0	0-1-0		HOME		0-0-0		0-0-0		0-0-0	
3-2-1	0-0-0	0-1-0		AWAY		2-0-1		0-1-0		1-0-0	
0-0-1	0-0-0	0-0-0		NEUTRAL		0-0-0		0-0-1		0-0-0	
<hr/>											
3-3-2	0-0-0	0-2-0		NON-CONFERENCE		2-0-1		0-1-1		1-0-0	
0-1-0	0-0-0	0-1-0		HOME		0-0-0		0-0-0		0-0-0	
3-2-1	0-0-0	0-0-		AWAY		2-0-1		0-1-0		1-0-0	
0-0-1	0-0-0	0-0-0		NEUTRAL		0-0-0		0-0-1		0-0-0	
<hr/>											
0-0-0	0-0-0	0-0-0		CONFERENCE		0-0-0		0-0-0		0-0-0	
0-0-0	0-0-0	0-0-0		HOME		0-0-0		0-0-0		0-0-0	
0-0-0	0-0-0	0-0-0		AWAY		0-0-0		0-0-0		0-0-0	
0-0-0	0-0-0	0-0-0		NEUTRAL		0-0-0		0-0-0		0-0-0	
<hr/>											
RPI S	Opponent	Score	RPI S	Opponent	Score	RPI S	Opponent	Score	RPI S	Opponent	Score
			28 A	Northwestern	0 3	63 A	Vermont	1 0	110 N	Northern Ill.	0 0
			44 H	Dartmouth	1 2	65 A	Rutgers	3 1	130 A	New Hampshire	2 3
						99 A	St. John's (NY)	2 2	189 A	Fairleigh Dickinson	2 1
<hr/>											
LAST 10 GAMES											
			65 A	Rutgers	3 1	63 A	Vermont	1 0			
			99 A	St. John's (NY)	2 2	130 A	New Hampshire	2 3			
			28 A	Northwestern	0 3	44 H	Dartmouth	1 2			
			110 N	Northern Ill.	0 0	189 A	Fairleigh Dickinson	2 1			

Non-Div. I Games:

Hofstra

Average RPI Win: 150		WON-LOST	WINNING	LAST 10	STRENGTH OF	OPP. STRENGTH	TEAM	ADJ	CONF.	ADJ CONF.				
Average RPI Loss: 73		RECORD	PCT. RANK	GAMES	SCHEDULE	OF SCHEDULE	RPI	RPI	RPI	RPI				
DIV. I ONLY		3-5-0	.375	153	3-5-0		59	146	112	.48149				
DIV. I NON-CONF.		3-5-0	.375	152	3-5-0		55	140	114	.48149				
TOTALS		RPI 1-25	RPI 26-50		W-L RECORDS		RPI 51-100		RPI 101-150		RPI 150+			
3-5-0		0-1-0	0-0-0		OVERALL		1-2-0		0-2-0		2-0-0			
3-2-0		0-0-0	0-0-0		HOME		1-0-0		0-2-0		2-0-0			
0-1-0		0-1-0	0-0-0		AWAY		0-0-0		0-0-0		0-0-0			
0-2-0		0-0-0	0-0-0		NEUTRAL		0-2-0		0-0-0		0-0-0			
3-5-0		0-1-0	0-0-0		NON-CONFERENCE		1-2-0		0-2-0		2-0-0			
3-2-0		0-0-0	0-0-0		HOME		1-0-0		0-2-0		2-0-0			
0-1-0		0-1-0	0-0-		AWAY		0-0-0		0-0-0		0-0-0			
0-2-0		0-0-0	0-0-0		NEUTRAL		0-2-0		0-0-0		0-0-0			
0-0-0		0-0-0	0-0-0		CONFERENCE		0-0-0		0-0-0		0-0-0			
0-0-0		0-0-0	0-0-0		HOME		0-0-0		0-0-0		0-0-0			
0-0-0		0-0-0	0-0-0		AWAY		0-0-0		0-0-0		0-0-0			
0-0-0		0-0-0	0-0-0		NEUTRAL		0-0-0		0-0-0		0-0-0			
RPI	S	Opponent	Score		RPI	S	Opponent	Score		RPI	S	Opponent	Score	
3	A	Davidson	0 2							63	N	Vermont	2 3	
										67	N	Dayton	0 3	
										73	H	Campbell	1 0	
										106	H	NJIT	2 3	
										127	H	Wofford	1 3	
										177	H	Ga. Southern	3 0	
										201	H	Fla. Atlantic	2 0	
LAST 10 GAMES														
					177	H	Ga. Southern	3 0		73	H	Campbell	1 0	
					201	H	Fla. Atlantic	2 0		127	H	Wofford	1 3	
					106	H	NJIT	2 3		63	N	Vermont	2 3	
										67	N	Dayton	0 3	
										3	A	Davidson	0 2	

Non-Div. I Games:

Jacksonville

Average RPI Win:	66	WON-LOST RECORD	WINNING PCT. RANK	LAST 10 GAMES	STRENGTH OF SCHEDULE	OPP. STRENGTH OF SCHEDULE	TEAM RPI	ADJ RPI	CONF. RPI	ADJ CONF. RPI		
DIV. I ONLY		1-4-2	.28571	169	1-4-2	21	153	115	.48052	113	3	3
DIV. I NON-CONF.		1-3-0	.25	173	1-3-0	62	185	160	.43375	155	2	2
<hr/>												
TOTALS	RPI 1-25	RPI 26-50		W-L RECORDS		RPI 51-100		RPI 101-150		RPI 150+		
1-4-2	0-1-0	0-0-1		OVERALL		1-1-1		0-2-0		0-0-0		
1-3-1	0-1-0	0-0-0		HOME		1-1-1		0-1-0		0-0-0		
0-1-1	0-0-0	0-0-1		AWAY		0-0-0		0-1-0		0-0-0		
0-0-0	0-0-0	0-0-0		NEUTRAL		0-0-0		0-0-0		0-0-0		
1-3-0	0-0-0	0-0-0		NON-CONFERENCE		1-1-0		0-2-0		0-0-0		
1-2-0	0-0-0	0-0-0		HOME		1-1-0		0-1-0		0-0-0		
0-1-0	0-0-0	0-0-		AWAY		0-0-0		0-1-0		0-0-0		
0-0-0	0-0-0	0-0-0		NEUTRAL		0-0-0		0-0-0		0-0-0		
0-1-2	0-1-0	0-0-1		CONFERENCE		0-0-1		0-0-0		0-0-0		
0-1-1	0-1-0	0-0-0		HOME		0-0-1		0-0-0		0-0-0		
0-0-1	0-0-0	0-0-1		AWAY		0-0-0		0-0-0		0-0-0		
0-0-0	0-0-0	0-0-0		NEUTRAL		0-0-0		0-0-0		0-0-0		
RPI	S	Opponent	Score	RPI	S	Opponent	Score	RPI	S	Opponent	Score	
15	H	Penn St.	0 1	28	A	Northwestern	0 0	66	H	SMU	3 0	
								83	H	Maryland	1 1	
								100	H	Bowling Green	0 1	

Non-Div. I Games:

Michigan

[illegible]

Non-Div. I Games:

North Carolina St.

[illegible]

Non-Div. I Games:

Princeton

Average RPI Win: 167		WON-LOST RECORD		WINNING PCT. RANK		LAST 10 GAMES		STRENGTH OF SCHEDULE		OPP. STRENGTH OF SCHEDULE		TEAM RPI		ADJ RPI		CONF. RPI		ADJ CONF. RPI	
DIV. I ONLY		3-5-0		.375 153		3-5-0		81		111		120		.47719 116		15		15	
DIV. I NON-CONF.		3-4-0		.42857 141		3-4-0		80		146		121		.47403 120		15		15	
TOTALS		RPI 1-25		RPI 26-50		W-L RECORDS		RPI 51-100		RPI 101-150		RPI 150+							
3-5-0		0-1-0		0-2-0		OVERALL		0-2-0		0-0-0		3-0-0							
1-2-0		0-0-0		0-1-0		HOME		0-1-0		0-0-0		1-0-0							
0-3-0		0-1-0		0-1-0		AWAY		0-1-0		0-0-0		0-0-0							
2-0-0		0-0-0		0-0-0		NEUTRAL		0-0-0		0-0-0		2-0-0							
3-4-0		0-0-0		0-2-0		NON-CONFERENCE		0-2-0		0-0-0		3-0-0							
1-2-0		0-0-0		0-1-0		HOME		0-1-0		0-0-0		1-0-0							
0-2-0		0-0-0		0-0-		AWAY		0-1-0		0-0-0		0-0-0							
2-0-0		0-0-0		0-0-0		NEUTRAL		0-0-0		0-0-0		2-0-0							
0-1-0		0-1-0		0-0-0		CONFERENCE		0-0-0		0-0-0		0-0-0							
0-0-0		0-0-0		0-0-0		HOME		0-0-0		0-0-0		0-0-0							
0-1-0		0-1-0		0-0-0		AWAY		0-0-0		0-0-0		0-0-0							
0-0-0		0-0-0		0-0-0		NEUTRAL		0-0-0		0-0-0		0-0-0							
RPI	S	Opponent		Score		RPI	S	Opponent		Score		RPI	S	Opponent		Score			
25	A	Loyola Chicago		1 2		31	A	CSUN		0 1		77	H	UNLV		3 4			
						43	H	Xavier		2 4				154 N Mercer		2 1			
														168 N Marshall		4 0			
														178 H San Jose St.		3 2			
LAST 10 GAMES																			
						25	A	Loyola Chicago		1 2		154	N	Mercer		2 1			
						77	H	UNLV		3 4		168	N	Marshall		4 0			
						178	H	San Jose St.		3 2		31	A	CSUN		0 1			
												78	A	San Diego		2 5			
												43	H	Xavier		2 4			

Non-Div. I Games:

Bradley

Average RPI Win:	116	WON-LOST	WINNING		LAST 10	STRENGTH OF		OPP. STRENGTH	TEAM	ADJ	CONF.	ADJ CONF.
Average RPI Loss:	162	RECORD	PCT. RANK		GAMES	SCHEDULE	OF SCHEDULE	RPI	RPI	RPI	RPI	
DIV. I ONLY		3-3-3	.5	100	3-3-3	55	192	107	.47702	117	11	11
DIV. I NON-CONF.		3-2-3	.5625	86	3-2-3	50	186	98	.48599	110	11	11
<hr/>												
TOTALS		RPI 1-25		RPI 26-50		W-L RECORDS		RPI 51-100		RPI 101-150		RPI 150+
3-3-3		0-0-0		0-0-0		OVERALL		1-0-1		2-1-2		0-2-0
1-3-2		0-0-0		0-0-0		HOME		0-0-1		1-1-1		0-2-0
2-0-1		0-0-0		0-0-0		AWAY		1-0-0		1-0-1		0-0-0
0-0-0		0-0-0		0-0-0		NEUTRAL		0-0-0		0-0-0		0-0-0
3-2-3		0-0-0		0-0-0		NON-CONFERENCE		1-0-1		2-0-2		0-2-0
1-2-2		0-0-0		0-0-0		HOME		0-0-1		1-0-1		0-2-0
2-0-1		0-0-0		0-0-		AWAY		1-0-0		1-0-1		0-0-0
0-0-0		0-0-0		0-0-0		NEUTRAL		0-0-0		0-0-0		0-0-0
0-1-0		0-0-0		0-0-0		CONFERENCE		0-0-0		0-1-0		0-0-0
0-1-0		0-0-0		0-0-0		HOME		0-0-0		0-1-0		0-0-0
0-0-0		0-0-0		0-0-0		AWAY		0-0-0		0-0-0		0-0-0
0-0-0		0-0-0		0-0-0		NEUTRAL		0-0-0		0-0-0		0-0-0
RPI	S	Opponent	Score	RPI	S	Opponent	Score	RPI	S	Opponent	Score	
						62 H	Air Force	0	0	104 A	Marist	1 1
						79 A	Saint Joseph's	1	0	121 H	Quinnipiac	0 0
										131 H	Bucknell	1 2
										133 H	Central Conn. St.	3 0
										137 A	Binghamton	1 0
										170 H	St. Francis Brooklyn	0 2
										184 H	Fairfield	0 1

Non-Div. I Games:

Army

Average RPI Win:	169	WON-LOST RECORD	WINNING PCT. RANK	LAST 10 GAMES	STRENGTH OF SCHEDULE	OPP. STRENGTH OF SCHEDULE	TEAM RPI	ADJ RPI	CONF. RPI	ADJ CONF. RPI
DIV. I ONLY		3-6-0	.33333 157	3-6-0	70	76	121	.47587 118	10	10
DIV. I NON-CONF.		3-5-0	.375 152	3-5-0	110	71	135	.45835 132	10	10
<hr/>										
TOTALS	RPI 1-25	RPI 26-50		W-L RECORDS		RPI 51-100		RPI 101-150		RPI 150+
3-6-0	0-3-0	0-1-0		OVERALL		0-1-0		1-1-0		2-0-0
2-3-0	0-2-0	0-0-0		HOME		0-1-0		0-0-0		2-0-0
1-3-0	0-1-0	0-1-0		AWAY		0-0-0		1-1-0		0-0-0
0-0-0	0-0-0	0-0-0		NEUTRAL		0-0-0		0-0-0		0-0-0
3-5-0	0-2-0	0-1-0		NON-CONFERENCE		0-1-0		1-1-0		2-0-0
2-2-0	0-1-0	0-0-0		HOME		0-1-0		0-0-0		2-0-0
1-3-0	0-1-0	0-0-		AWAY		0-0-0		1-1-0		0-0-0
0-0-0	0-0-0	0-0-0		NEUTRAL		0-0-0		0-0-0		0-0-0
0-1-0	0-1-0	0-0-0		CONFERENCE		0-0-0		0-0-0		0-0-0
0-1-0	0-1-0	0-0-0		HOME		0-0-0		0-0-0		0-0-0
0-0-0	0-0-0	0-0-0		AWAY		0-0-0		0-0-0		0-0-0
0-0-0	0-0-0	0-0-0		NEUTRAL		0-0-0		0-0-0		0-0-0
<hr/>										
RPI S	Opponent	Score		RPI S	Opponent	Score		RPI S	Opponent	Score
16 A	Georgetown	0	1	35 A	Saint Francis (PA)	0	1	51 H	East Tenn. St.	2 3
20 H	UNC Wilmington	0	1					114 A	North Carolina St.	0 1
21 H	North Carolina	0	2					148 A	UMBC	2 1
								169 H	Pittsburgh	4 0
								189 H	Fairleigh Dickinson	2 1
<hr/>										
LAST 10 GAMES										
20 H	UNC Wilmington	0	1	35 A	Saint Francis (PA)	0	1			
148 A	UMBC	2	1	114 A	North Carolina St.	0	1			
16 A	Georgetown	0	1	169 H	Pittsburgh	4	0			
21 H	North Carolina	0	2	189 H	Fairleigh Dickinson	2	1			
				51 H	East Tenn. St.	2	3			

Non-Div. I Games:

William & Mary

Average RPI Win: 124		WON-LOST RECORD	WINNING PCT. RANK		LAST 10 GAMES	STRENGTH OF SCHEDULE	OPP. STRENGTH OF SCHEDULE	TEAM RPI	ADJ RPI	CONF. RPI	ADJ CONF. RPI			
Average RPI Loss: 76														
DIV. I ONLY		4-4-1	.5	100	4-4-1	131	81	117	.47464	119	4	4		
DIV. I NON-CONF.		3-4-1	.4375	132	3-4-1	135	106	120	.46903	123	3	3		
<hr/>														
TOTALS		RPI 1-25		RPI 26-50		W-L RECORDS		RPI 51-100		RPI 101-150		RPI 150+		
4-4-1		0-0-0		0-2-0		OVERALL		2-0-0		0-2-0		2-0-1		
3-1-0		0-0-0		0-0-0		HOME		2-0-0		0-1-0		1-0-0		
1-3-1		0-0-0		0-2-0		AWAY		0-0-0		0-1-0		1-0-1		
0-0-0		0-0-0		0-0-0		NEUTRAL		0-0-0		0-0-0		0-0-0		
3-4-1		0-0-0		0-2-0		NON-CONFERENCE		1-0-0		0-2-0		2-0-1		
2-1-0		0-0-0		0-0-0		HOME		1-0-0		0-1-0		1-0-0		
1-3-1		0-0-0		0-0-		AWAY		0-0-0		0-1-0		1-0-1		
0-0-0		0-0-0		0-0-0		NEUTRAL		0-0-0		0-0-0		0-0-0		
1-0-0		0-0-0		0-0-0		CONFERENCE		1-0-0		0-0-0		0-0-0		
1-0-0		0-0-0		0-0-0		HOME		1-0-0		0-0-0		0-0-0		
0-0-0		0-0-0		0-0-0		AWAY		0-0-0		0-0-0		0-0-0		
0-0-0		0-0-0		0-0-0		NEUTRAL		0-0-0		0-0-0		0-0-0		
RPI	S	Opponent	Score		RPI	S	Opponent	Score		RPI	S	Opponent	Score	
28	A	Northwestern	0	1	89	H	Seton Hall	3	1	105	H	Western Mich.	0	1
48	A	Ill.-Chicago	1	2	91	H	Utah Valley	1	0	124	A	Milwaukee	1	2
										155	H	Drake	3	2
										162	A	Green Bay	4	3
										167	A	SIUE	1	1
<hr/>														
LAST 10 GAMES														
89	H	Seton Hall	3	1	105	H	Western Mich.	0	1					
28	A	Northwestern	0	1	91	H	Utah Valley	1	0					
48	A	Ill.-Chicago	1	2	162	A	Green Bay	4	3					
155	H	Drake	3	2	124	A	Milwaukee	1	2					
167	A	SIUE	1	1										

Non-Div. I Games:

DePaul

Average RPI Win:	43	WON-LOST RECORD		WINNING PCT. RANK		LAST 10 GAMES		STRENGTH OF SCHEDULE		OPP. STRENGTH OF SCHEDULE		TEAM RPI		ADJ RPI		CONF. RPI		ADJ CONF. RPI	
DIV. I ONLY		1-5-1		.21429	183	1-5-1		28		73		122		.47422	120	3		3	
DIV. I NON-CONF.		1-3-1		.3	169	1-3-1		4		92		85		.51177	86	2		2	
<hr/>																			
TOTALS		RPI 1-25		RPI 26-50		W-L RECORDS		RPI 51-100		RPI 101-150		RPI 150+							
1-5-1		0-1-0		1-1-0		OVERALL		0-3-1		0-0-0		0-0-0							
1-2-1		0-0-0		1-0-0		HOME		0-2-1		0-0-0		0-0-0							
0-3-0		0-1-0		0-1-0		AWAY		0-1-0		0-0-0		0-0-0							
0-0-0		0-0-0		0-0-0		NEUTRAL		0-0-0		0-0-0		0-0-0							
1-3-1		0-1-0		1-1-0		NON-CONFERENCE		0-1-1		0-0-0		0-0-0							
1-1-1		0-0-0		1-0-0		HOME		0-1-1		0-0-0		0-0-0							
0-2-0		0-1-0		0-0-		AWAY		0-0-0		0-0-0		0-0-0							
0-0-0		0-0-0		0-0-0		NEUTRAL		0-0-0		0-0-0		0-0-0							
0-2-0		0-0-0		0-0-0		CONFERENCE		0-2-0		0-0-0		0-0-0							
0-1-0		0-0-0		0-0-0		HOME		0-1-0		0-0-0		0-0-0							
0-1-0		0-0-0		0-0-0		AWAY		0-1-0		0-0-0		0-0-0							
0-0-0		0-0-0		0-0-0		NEUTRAL		0-0-0		0-0-0		0-0-0							
RPI	S	Opponent		Score		RPI	S	Opponent		Score		RPI	S	Opponent		Score			
16	A	Georgetown		1	4	43	H	Xavier		4	0	61	H	San Francisco		1	2		
						49	A	George Mason		1	2	65	H	Rutgers		2	3		
												83	A	Maryland		0	2		
												99	H	St. John's (NY)		1	1		

Non-Div. I Games:

Wisconsin

Quinnipiac

Through Games Of Sept. 28, 2014

Average RPI Win:	131	WON-LOST RECORD	WINNING PCT. RANK	LAST 10 GAMES	STRENGTH OF SCHEDULE	OPP. STRENGTH OF SCHEDULE	TEAM RPI	ADJ RPI	CONF. RPI	ADJ CONF. RPI	
DIV. I ONLY		3-4-1	.4375 128	3-4-1	109	112	123	.47372 121	18	18	
DIV. I NON-CONF.		3-4-1	.4375 132	3-4-1	109	109	122	.47372 121	18	18	
<hr/>											
TOTALS	RPI 1-25	RPI 26-50		W-L RECORDS	RPI 51-100		RPI 101-150		RPI 150+		
3-4-1	0-0-0	1-1-0		OVERALL	0-2-0		1-1-1		1-0-0		
3-1-0	0-0-0	1-0-0		HOME	0-1-0		1-0-0		1-0-0		
0-2-1	0-0-0	0-1-0		AWAY	0-1-0		0-0-1		0-0-0		
0-1-0	0-0-0	0-0-0		NEUTRAL	0-0-0		0-1-0		0-0-0		
<hr/>											
3-4-1	0-0-0	1-1-0		NON-CONFERENCE	0-2-0		1-1-1		1-0-0		
3-1-0	0-0-0	1-0-0		HOME	0-1-0		1-0-0		1-0-0		
0-2-1	0-0-0	0-0-		AWAY	0-1-0		0-0-1		0-0-0		
0-1-0	0-0-0	0-0-0		NEUTRAL	0-0-0		0-1-0		0-0-0		
<hr/>											
0-0-0	0-0-0	0-0-0		CONFERENCE	0-0-0		0-0-0		0-0-0		
0-0-0	0-0-0	0-0-0		HOME	0-0-0		0-0-0		0-0-0		
0-0-0	0-0-0	0-0-0		AWAY	0-0-0		0-0-0		0-0-0		
0-0-0	0-0-0	0-0-0		NEUTRAL	0-0-0		0-0-0		0-0-0		
<hr/>											
RPI S	Opponent	Score	RPI S	Opponent	Score	RPI S	Opponent	Score	RPI S	Opponent	Score
			28 A	Northwestern	0 2	93 H	Boston College	0 2	110 N	Northern Ill.	0 3
			40 H	Providence	3 1	98 A	Holy Cross	1 2	117 A	Army	0 0
									149 H	Columbia	2 0
									203 H	Yale	1 0
<hr/>											
LAST 10 GAMES											
			40 H	Providence	3 1	203 H	Yale	1 0			
			93 H	Boston College	0 2	149 H	Columbia	2 0			
			110 N	Northern Ill.	0 3	98 A	Holy Cross	1 2			
			28 A	Northwestern	0 2	117 A	Army	0 0			

Non-Div. I Games:

Quinnipiac

Average RPI Win: 175		WON-LOST RECORD		WINNING PCT. RANK		LAST 10 GAMES		STRENGTH OF SCHEDULE		OPP. STRENGTH OF SCHEDULE		TEAM RPI		ADJ RPI		CONF. RPI		ADJ CONF. RPI					
DIV. I ONLY		4-3-1		.5625 81		4-3-1		174		90		125		.47338 122		16		17					
DIV. I NON-CONF.		3-3-1		.5 98		3-3-1		116		88		94		.50346 91		16		16					
TOTALS		RPI 1-25		RPI 26-50		W-L RECORDS		RPI 51-100		RPI 101-150		RPI 150+											
4-3-1		0-1-0		0-1-1		OVERALL		0-1-0		0-0-0		4-0-0											
3-2-0		0-1-0		0-1-0		HOME		0-0-0		0-0-0		3-0-0											
1-1-0		0-0-0		0-0-0		AWAY		0-1-0		0-0-0		1-0-0											
0-0-1		0-0-0		0-0-1		NEUTRAL		0-0-0		0-0-0		0-0-0											
3-3-1		0-1-0		0-1-1		NON-CONFERENCE		0-1-0		0-0-0		3-0-0											
2-2-0		0-1-0		0-1-0		HOME		0-0-0		0-0-0		2-0-0											
1-1-0		0-0-0		0-0-		AWAY		0-1-0		0-0-0		1-0-0											
0-0-1		0-0-0		0-0-1		NEUTRAL		0-0-0		0-0-0		0-0-0											
1-0-0		0-0-0		0-0-0		CONFERENCE		0-0-0		0-0-0		1-0-0											
1-0-0		0-0-0		0-0-0		HOME		0-0-0		0-0-0		1-0-0											
0-0-0		0-0-0		0-0-0		AWAY		0-0-0		0-0-0		0-0-0											
0-0-0		0-0-0		0-0-0		NEUTRAL		0-0-0		0-0-0		0-0-0											
RPI	S	Opponent		Score		RPI	S	Opponent		Score		RPI	S	Opponent		Score							
19	H	Stanford		1	2	31	N	CSUN		0	0	52	A	Cal St. Fullerton		1	3	151	H	Cincinnati	3	1	
						47	H	Santa Clara		2	3							160	A	UMKC	1	0	
																		194	H	Belmont	3	1	
																		195	H	Eastern Ill.	1	0	
						LAST 10 GAMES																	
						195	H	Eastern Ill.		1	0	52	A	Cal St. Fullerton		1	3						
						19	H	Stanford		1	2	31	N	CSUN		0	0						
						47	H	Santa Clara		2	3	160	A	UMKC		1	0						
												194	H	Belmont		3	1						
												151	H	Cincinnati		3	1						

Non-Div. I Games:

Omaha

Average RPI Win:		139	WON-LOST RECORD		WINNING PCT. RANK		LAST 10 GAMES		STRENGTH OF SCHEDULE		OPP. STRENGTH OF SCHEDULE		TEAM RPI		ADJ RPI		CONF. RPI		ADJ CONF. RPI								
DIV. I ONLY			4-4-0		.5 100		4-4-0		138		101		118		.47261 123		6		6								
DIV. I NON-CONF.			4-3-0		.57143 70		4-3-0		122		83		110		.48942 106		6		6								
TOTALS		RPI 1-25		RPI 26-50		W-L RECORDS		RPI 51-100		RPI 101-150		RPI 150+															
4-4-0		0-1-0		1-1-0		OVERALL		0-1-0		0-0-0		0-0-0		3-1-0													
4-2-0		0-1-0		1-0-0		HOME		0-0-0		0-0-0		0-0-0		3-1-0													
0-2-0		0-0-0		0-1-0		AWAY		0-1-0		0-0-0		0-0-0		0-0-0													
0-0-0		0-0-0		0-0-0		NEUTRAL		0-0-0		0-0-0		0-0-0		0-0-0													
4-3-0		0-1-0		1-1-0		NON-CONFERENCE		0-1-0		0-0-0		0-0-0		3-0-0													
4-1-0		0-1-0		1-0-0		HOME		0-0-0		0-0-0		0-0-0		3-0-0													
0-2-0		0-0-0		0-0-		AWAY		0-1-0		0-0-0		0-0-0		0-0-0													
0-0-0		0-0-0		0-0-0		NEUTRAL		0-0-0		0-0-0		0-0-0		0-0-0													
0-1-0		0-0-0		0-0-0		CONFERENCE		0-0-0		0-0-0		0-0-0		0-1-0													
0-1-0		0-0-0		0-0-0		HOME		0-0-0		0-0-0		0-0-0		0-1-0													
0-0-0		0-0-0		0-0-0		AWAY		0-0-0		0-0-0		0-0-0		0-0-0													
0-0-0		0-0-0		0-0-0		NEUTRAL		0-0-0		0-0-0		0-0-0		0-0-0													
RPI	S	Opponent		Score		RPI	S	Opponent		Score		RPI	S	Opponent		Score											
20	H	UNC Wilmington		1	2	27	H	Clemson		2	1	51	A	East Tenn. St.		1	2	154	H	Mercer		2	0				
						29	A	Coastal Caro.		0	3							168	H	Marshall		0	1				
																		179	H	UNC Greensboro		2	1				
																		194	H	Belmont		1	0				
						LAST 10 GAMES																					
						168 H Marshall						0	1	29 A Coastal Caro.						0	3						
						179 H UNC Greensboro						2	1	20 H UNC Wilmington						1	2						
						51 A East Tenn. St.						1	2	154 H Mercer						2	0						
														27 H Clemson						2	1						
														194 H Belmont						1	0						

Non-Div. I Games:

South Carolina

Average RPI Win: 127		WON-LOST RECORD	WINNING PCT. RANK		LAST 10 GAMES	STRENGTH OF SCHEDULE	OPP. STRENGTH OF SCHEDULE	TEAM RPI	ADJ RPI	CONF. RPI	ADJ CONF. RPI						
Average RPI Loss: 63																	
DIV. I ONLY		3-5-1	.38889	148	3-5-1	82	96	119	.46952	124	13	14					
DIV. I NON-CONF.		3-4-1	.4375	132	3-4-1	44	84	97	.50069	94	12	12					
<hr/>																	
TOTALS		RPI 1-25		RPI 26-50		W-L RECORDS		RPI 51-100		RPI 101-150		RPI 150+					
3-5-1		0-1-0		0-3-0		OVERALL		0-0-0		2-0-1		1-1-0					
2-2-1		0-0-0		0-1-0		HOME		0-0-0		2-0-1		0-1-0					
1-3-0		0-1-0		0-2-0		AWAY		0-0-0		0-0-0		1-0-0					
0-0-0		0-0-0		0-0-0		NEUTRAL		0-0-0		0-0-0		0-0-0					
3-4-1		0-1-0		0-3-0		NON-CONFERENCE		0-0-0		2-0-1		1-0-0					
2-1-1		0-0-0		0-1-0		HOME		0-0-0		2-0-1		0-0-0					
1-3-0		0-1-0		0-0-		AWAY		0-0-0		0-0-0		1-0-0					
0-0-0		0-0-0		0-0-0		NEUTRAL		0-0-0		0-0-0		0-0-0					
0-1-0		0-0-0		0-0-0		CONFERENCE		0-0-0		0-0-0		0-1-0					
0-1-0		0-0-0		0-0-0		HOME		0-0-0		0-0-0		0-1-0					
0-0-0		0-0-0		0-0-0		AWAY		0-0-0		0-0-0		0-0-0					
0-0-0		0-0-0		0-0-0		NEUTRAL		0-0-0		0-0-0		0-0-0					
RPI	S	Opponent		Score		RPI	S	Opponent		Score		RPI	S	Opponent		Score	
24	A	Marquette		0 2		30	A	American		0 3		108	H	Gonzaga		2 1	
						36	H	Oregon St.		0 2		110	H	Northern Ill.		2 2	
						49	A	George Mason		0 2		119	H	DePaul		2 1	
												155	A	Drake		2 0	
												174	H	Cleveland St.		1 3	
</																	

Non-Div. I Games:

Milwaukee

FGCU

FGCU

Average RPI Win:		149	WON-LOST		WINNING		LAST 10		STRENGTH OF		OPP. STRENGTH		TEAM		ADJ		CONF.		ADJ CONF.			
Average RPI Loss:		97	RECORD		PCT. RANK		GAMES		SCHEDULE		OF SCHEDULE		RPI		RPI		RPI		RPI			
DIV. I ONLY			3-4-2		.44444		122	3-4-2		110		120		129		.46744		126	10		10	
DIV. I NON-CONF.			3-4-2		.44444		129	3-4-2		112		115		128		.46744		125	10		10	
TOTALS		RPI 1-25		RPI 26-50		W-L RECORDS		RPI 51-100		RPI 101-150		RPI 150+										
3-4-2		0-0-1		0-1-0		OVERALL		0-1-1		1-2-0		2-0-0										
1-2-0		0-0-0		0-0-0		HOME		0-0-0		1-2-0		0-0-0										
2-1-2		0-0-1		0-1-0		AWAY		0-0-1		0-0-0		2-0-0										
0-1-0		0-0-0		0-0-0		NEUTRAL		0-1-0		0-0-0		0-0-0										
3-4-2		0-0-1		0-1-0		NON-CONFERENCE		0-1-1		1-2-0		2-0-0										
1-2-0		0-0-0		0-0-0		HOME		0-0-0		1-2-0		0-0-0										
2-1-2		0-0-1		0-0-		AWAY		0-0-1		0-0-0		2-0-0										
0-1-0		0-0-0		0-0-0		NEUTRAL		0-1-0		0-0-0		0-0-0										
0-0-0		0-0-0		0-0-0		CONFERENCE		0-0-0		0-0-0		0-0-0										
0-0-0		0-0-0		0-0-0		HOME		0-0-0		0-0-0		0-0-0										
0-0-0		0-0-0		0-0-0		AWAY		0-0-0		0-0-0		0-0-0										
0-0-0		0-0-0		0-0-0		NEUTRAL		0-0-0		0-0-0		0-0-0										
RPI	S	Opponent		Score		RPI	S	Opponent		Score		RPI	S	Opponent		Score						
23	A	New Mexico		1	1	45	A	Penn		0	2	79	A	Saint Joseph's		0	0					
												85	N	Bakersfield		1	2					
														102 H Villanova		1	0					
														115 H Princeton		0	1					
														143 H Loyola Maryland		0	1					
														156 A Temple		1	0					
														189 A Fairleigh Dickinson		3	0					
LAST 10 GAMES						LAST 10 GAMES																
23	A	New Mexico		1	1	189	A	Fairleigh Dickinson		3	0											
79	A	Saint Joseph's		0	0	115	H	Princeton		0	1											
143	H	Loyola Maryland		0	1	85	N	Bakersfield		1	2											
45	A	Penn		0	2	156	A	Temple		1	0											
102	H	Villanova		1	0																	

Non-Div. I Games:

Drexel

Average RPI Win:	166	WON-LOST	WINNING	LAST 10	STRENGTH OF	OPP. STRENGTH	TEAM	ADJ	CONF.	ADJ CONF.	
Average RPI Loss:	71	RECORD	PCT. RANK	GAMES	SCHEDULE	OF SCHEDULE	RPI	RPI	RPI	RPI	
DIV. I ONLY	4-3-0	.57143	67	4-3-0	184	98	126	.46496	127	19	19
DIV. I NON-CONF.	4-3-0	.57143	70	4-3-0	180	97	125	.46496	126	20	19
<hr/>											
TOTALS	RPI 1-25	RPI 26-50		W-L RECORDS	RPI 51-100		RPI 101-150		RPI 150+		
4-3-0	0-2-0	0-0-0		OVERALL	0-0-0		1-0-0		3-1-0		
2-0-0	0-0-0	0-0-0		HOME	0-0-0		0-0-0		2-0-0		
2-2-0	0-1-0	0-0-0		AWAY	0-0-0		1-0-0		1-1-0		
0-1-0	0-1-0	0-0-0		NEUTRAL	0-0-0		0-0-0		0-0-0		
<hr/>											
4-3-0	0-2-0	0-0-0		NON-CONFERENCE	0-0-0		1-0-0		3-1-0		
2-0-0	0-0-0	0-0-0		HOME	0-0-0		0-0-0		2-0-0		
2-2-0	0-1-0	0-0-		AWAY	0-0-0		1-0-0		1-1-0		
0-1-0	0-1-0	0-0-0		NEUTRAL	0-0-0		0-0-0		0-0-0		
<hr/>											
0-0-0	0-0-0	0-0-0		CONFERENCE	0-0-0		0-0-0		0-0-0		
0-0-0	0-0-0	0-0-0		HOME	0-0-0		0-0-0		0-0-0		
0-0-0	0-0-0	0-0-0		AWAY	0-0-0		0-0-0		0-0-0		
0-0-0	0-0-0	0-0-0		NEUTRAL	0-0-0		0-0-0		0-0-0		
<hr/>											
RPI S	Opponent	Score		RPI S	Opponent	Score		RPI S	Opponent	Score	
7 A	Charlotte	2	3					112 A	Jacksonville	3	1
10 N	Winthrop	0	1					159 H	Col. of Charleston	2	0
								193 A	Gardner-Webb	3	0
								197 A	Presbyterian	1	2
								200 H	USC Upstate	3	2
<hr/>											
LAST 10 GAMES											
197 A	Presbyterian	1	2	159 H	Col. of Charleston	2	0				
10 N	Winthrop	0	1	200 H	USC Upstate	3	2				
193 A	Gardner-Webb	3	0	112 A	Jacksonville	3	1				
				7 A	Charlotte	2	3				

Average RPI Win:	154	WON-LOST RECORD	WINNING PCT. RANK	LAST 10 GAMES	STRENGTH OF SCHEDULE	OPP. STRENGTH OF SCHEDULE	TEAM RPI	ADJ RPI	CONF. RPI	ADJ CONF. RPI				
DIV. I ONLY		4-3-0	.57143	67	4-3-0	169	168	124	.46416	128	24	24		
DIV. I NON-CONF.		4-3-0	.57143	70	4-3-0	164	163	124	.46416	128	24	24		
<hr/>														
TOTALS	RPI 1-25	RPI 26-50		W-L RECORDS		RPI 51-100		RPI 101-150		RPI 150+				
4-3-0	0-1-0	0-0-0		OVERALL		1-0-0		0-0-0		3-2-0				
2-0-0	0-0-0	0-0-0		HOME		0-0-0		0-0-0		2-0-0				
2-2-0	0-1-0	0-0-0		AWAY		1-0-0		0-0-0		1-1-0				
0-1-0	0-0-0	0-0-0		NEUTRAL		0-0-0		0-0-0		0-1-0				
4-3-0	0-1-0	0-0-0		NON-CONFERENCE		1-0-0		0-0-0		3-2-0				
2-0-0	0-0-0	0-0-0		HOME		0-0-0		0-0-0		2-0-0				
2-2-0	0-1-0	0-0-		AWAY		1-0-0		0-0-0		1-1-0				
0-1-0	0-0-0	0-0-0		NEUTRAL		0-0-0		0-0-0		0-1-0				
0-0-0	0-0-0	0-0-0		CONFERENCE		0-0-0		0-0-0		0-0-0				
0-0-0	0-0-0	0-0-0		HOME		0-0-0		0-0-0		0-0-0				
0-0-0	0-0-0	0-0-0		AWAY		0-0-0		0-0-0		0-0-0				
0-0-0	0-0-0	0-0-0		NEUTRAL		0-0-0		0-0-0		0-0-0				
RPI	S	Opponent	Score		RPI	S	Opponent	Score		RPI	S	Opponent	Score	
18	A	Furman	0 5							154	A	Mercer	0 2	
										159	N	Col. of Charleston	0 2	
										166	H	North Florida	4 1	
										179	A	UNC Greensboro	2 1	
										197	H	Presbyterian	1 0	
<hr/>														
LAST 10 GAMES														
					72	A	Lipscomb	3 1		197	H	Presbyterian	1 0	
					179	A	UNC Greensboro	2 1		166	H	North Florida	4 1	
										18	A	Furman	0 5	
										159	N	Col. of Charleston	0 2	
										154	A	Mercer	0 2	

Non-Div. I Games:

Georgia St.

Average RPI Win: 112		WON-LOST	WINNING	LAST 10	STRENGTH OF		OPP. STRENGTH	TEAM	ADJ	CONF.	ADJ CONF.			
Average RPI Loss: 63		RECORD	PCT. RANK	GAMES	SCHEDULE		OF SCHEDULE	RPI	RPI	RPI	RPI			
DIV. I ONLY		2-5-1	.3125 162	2-5-1	75		106	135	.46284 129	14	13			
DIV. I NON-CONF.		2-4-1	.35714 155	2-4-1	71		105	132	.46448 127	14	13			
<hr/>														
TOTALS		RPI 1-25	RPI 26-50		W-L RECORDS		RPI 51-100		RPI 101-150		RPI 150+			
2-5-1		0-1-0	1-1-0		OVERALL		0-3-0		0-0-0		1-0-1			
1-2-1		0-0-0	0-1-0		HOME		0-1-0		0-0-0		1-0-1			
1-3-0		0-1-0	1-0-0		AWAY		0-2-0		0-0-0		0-0-0			
0-0-0		0-0-0	0-0-0		NEUTRAL		0-0-0		0-0-0		0-0-0			
2-4-1		0-1-0	1-1-0		NON-CONFERENCE		0-2-0		0-0-0		1-0-1			
1-1-1		0-0-0	0-1-0		HOME		0-0-0		0-0-0		1-0-1			
1-3-0		0-1-0	1-0-		AWAY		0-2-0		0-0-0		0-0-0			
0-0-0		0-0-0	0-0-0		NEUTRAL		0-0-0		0-0-0		0-0-0			
0-1-0		0-0-0	0-0-0		CONFERENCE		0-1-0		0-0-0		0-0-0			
0-1-0		0-0-0	0-0-0		HOME		0-1-0		0-0-0		0-0-0			
0-0-0		0-0-0	0-0-0		AWAY		0-0-0		0-0-0		0-0-0			
0-0-0		0-0-0	0-0-0		NEUTRAL		0-0-0		0-0-0		0-0-0			
RPI	S	Opponent	Score		RPI	S	Opponent	Score		RPI	S	Opponent	Score	
22	A	Washington	1	3	29	H	Coastal Caro.	2	3	70	H	South Fla.	0	1
					33	A	Seattle	3	1	95	A	Wake Forest	1	2
										99	A	St. John's (NY)	1	3

Non-Div. I Games:

UConn

Average RPI Win: 167		WON-LOST RECORD	WINNING PCT. RANK	LAST 10 GAMES	STRENGTH OF SCHEDULE	OPP. STRENGTH OF SCHEDULE	TEAM RPI	ADJ RPI	CONF. RPI	ADJ CONF. RPI							
DIV. I ONLY		4-4-1	.5	100	1-1-0	123	183	128	.4624	130	21	21					
DIV. I NON-CONF.		4-4-1	.5	98	1-1-0	124	178	127	.4624	129	21	21					
<hr/>																	
TOTALS		RPI 1-25		RPI 26-50		W-L RECORDS		RPI 51-100		RPI 101-150		RPI 150+					
4-4-1		0-0-0		0-1-0		OVERALL		0-1-0		1-2-1		3-0-0					
1-1-1		0-0-0		0-0-0		HOME		0-0-0		1-1-1		0-0-0					
1-3-0		0-0-0		0-0-0		AWAY		0-1-0		0-1-0		1-0-0					
2-0-0		0-0-0		0-0-0		NEUTRAL		0-0-0		0-0-0		2-0-0					
4-4-1		0-0-0		0-1-0		NON-CONFERENCE		0-1-0		1-2-1		3-0-0					
1-1-1		0-0-0		0-0-0		HOME		0-0-0		1-1-1		0-0-0					
1-3-0		0-0-0		0-0-		AWAY		0-1-0		0-1-0		1-0-0					
2-0-0		0-0-0		0-0-0		NEUTRAL		0-0-0		0-0-0		2-0-0					
0-0-0		0-0-0		0-0-0		CONFERENCE		0-0-0		0-0-0		0-0-0					
0-0-0		0-0-0		0-0-0		HOME		0-0-0		0-0-0		0-0-0					
0-0-0		0-0-0		0-0-0		AWAY		0-0-0		0-0-0		0-0-0					
0-0-0		0-0-0		0-0-0		NEUTRAL		0-0-0		0-0-0		0-0-0					
RPI	S	Opponent		Score		RPI	S	Opponent		Score		RPI	S	Opponent		Score	
						39	A	Denver	0	1			62	A	Air Force	0	2
													104	H	Marist	1	1
													111	H	Hofstra	3	2
													139	H	Bryant	0	2
													146	A	Northeastern	0	1
													184	N	Fairfield	1	0
													185	A	Massachusetts	1	0
													186	N	Saint Peter's	1	0
<hr/>																	
LAST 10 GAMES																	
						104	H	Marist	1	1			39	A	Denver	0	1
						111	H	Hofstra	3	2			185	A	Massachusetts	1	0
						62	A	Air Force	0	2			139	H	Bryant	0	2
						184	N	Fairfield	1	0			146	A	Northeastern	0	1
						186	N	Saint Peter's	1	0							

Non-Div. I Games:

New Hampshire

Average RPI Win: 135		WON-LOST RECORD	WINNING PCT. RANK		LAST 10 GAMES	STRENGTH OF SCHEDULE	OPP. STRENGTH OF SCHEDULE	TEAM RPI	ADJ RPI	CONF. RPI	ADJ CONF. RPI					
Average RPI Loss: 104																
DIV. I ONLY		5-4-0	.55556	89	5-4-0	191	61	132	.4603	131	11	11				
DIV. I NON-CONF.		4-4-0	.5	98	4-4-0	194	64	140	.44852	139	11	11				
<hr/>																
TOTALS		RPI 1-25		RPI 26-50		W-L RECORDS		RPI 51-100		RPI 101-150		RPI 150+				
5-4-0		0-0-0		1-1-0		OVERALL		0-1-0		2-1-0		2-1-0				
2-2-0		0-0-0		0-1-0		HOME		0-0-0		0-1-0		2-0-0				
3-2-0		0-0-0		1-0-0		AWAY		0-1-0		2-0-0		0-1-0				
0-0-0		0-0-0		0-0-0		NEUTRAL		0-0-0		0-0-0		0-0-0				
4-4-0		0-0-0		1-1-0		NON-CONFERENCE		0-1-0		1-1-0		2-1-0				
2-2-0		0-0-0		0-1-0		HOME		0-0-0		0-1-0		2-0-0				
2-2-0		0-0-0		1-0-		AWAY		0-1-0		1-0-0		0-1-0				
0-0-0		0-0-0		0-0-0		NEUTRAL		0-0-0		0-0-0		0-0-0				
1-0-0		0-0-0		0-0-0		CONFERENCE		0-0-0		1-0-0		0-0-0				
0-0-0		0-0-0		0-0-0		HOME		0-0-0		0-0-0		0-0-0				
1-0-0		0-0-0		0-0-0		AWAY		0-0-0		1-0-0		0-0-0				
0-0-0		0-0-0		0-0-0		NEUTRAL		0-0-0		0-0-0		0-0-0				
RPI	S	Opponent	Score	RPI	S	Opponent	Score	RPI	S	Opponent	Score					
				35	A	Saint Francis (PA)	2 0	64	A	Canisius	0 1	117	A	Army	2 1	
				43	H	Xavier	0 1					137	H	Binghamton	1 2	
												142	A	Buffalo	2 0	
												172	A	La Salle	0 1	
												182	H	Hartwick	2 0	
												199	H	Howard	4 0	
<hr/>																
LAST 10 GAMES																
				199	H	Howard	4 0	117	A	Army	2 1					
				142	A	Buffalo	2 0	172	A	La Salle	0 1					
				64	A	Canisius	0 1	43	H	Xavier	0 1					
				35	A	Saint Francis (PA)	2 0	137	H	Binghamton	1 2					
				182	H	Hartwick	2 0									

Non-Div. I Games:

Bucknell

Average RPI Win: 134		WON-LOST	WINNING	LAST 10	STRENGTH OF		OPP. STRENGTH	TEAM	ADJ	CONF.	ADJ CONF.
Average RPI Loss: 81		RECORD	PCT. RANK	GAMES	SCHEDULE		OF SCHEDULE	RPI	RPI	RPI	RPI
DIV. I ONLY		3-4-0	.42857 141	3-4-0	119		121	130	.46024 132	7	7
DIV. I NON-CONF.		3-4-0	.42857 141	3-4-0	119		116	129	.46024 130	7	7
TOTALS		RPI 1-25	RPI 26-50		W-L RECORDS		RPI 51-100		RPI 101-150		RPI 150+
3-4-0	0-0-0	0-2-0		OVERALL		1-1-0		1-0-0		1-1-0	
1-2-0	0-0-0	0-1-0		HOME		0-0-0		1-0-0		0-1-0	
1-2-0	0-0-0	0-1-0		AWAY		1-1-0		0-0-0		0-0-0	
1-0-0	0-0-0	0-0-0		NEUTRAL		0-0-0		0-0-0		1-0-0	
3-4-0	0-0-0	0-2-0		NON-CONFERENCE		1-1-0		1-0-0		1-1-0	
1-2-0	0-0-0	0-1-0		HOME		0-0-0		1-0-0		0-1-0	
1-2-0	0-0-0	0-0-		AWAY		1-1-0		0-0-0		0-0-0	
1-0-0	0-0-0	0-0-0		NEUTRAL		0-0-0		0-0-0		1-0-0	
0-0-0	0-0-0	0-0-0		CONFERENCE		0-0-0		0-0-0		0-0-0	
0-0-0	0-0-0	0-0-0		HOME		0-0-0		0-0-0		0-0-0	
0-0-0	0-0-0	0-0-0		AWAY		0-0-0		0-0-0		0-0-0	
0-0-0	0-0-0	0-0-0		NEUTRAL		0-0-0		0-0-0		0-0-0	
RPI S	Opponent	Score		RPI S	Opponent	Score		RPI S	Opponent	Score	
30 A	American	0	2	74 A	Virginia Tech	0	1	109 H	Harvard	2	1
35 H	Saint Francis (PA)	1	2	94 A	Navy	2	1	186 H	Saint Peter's	0	4
								199 N	Howard	4	1
LAST 10 GAMES											
109 H	Harvard	2	1	186 H	Saint Peter's	0	4				
199 N	Howard	4	1	74 A	Virginia Tech	0	1				
30 A	American	0	2	35 H	Saint Francis (PA)	1	2				
				94 A	Navy	2	1				

Non-Div. I Games:

George Washington

Average RPI Win:	161	WON-LOST RECORD	WINNING PCT. RANK	LAST 10 GAMES	STRENGTH OF SCHEDULE	OPP. STRENGTH OF SCHEDULE	TEAM RPI	ADJ RPI	CONF. RPI	ADJ CONF. RPI					
Average RPI Loss:	85														
DIV. I ONLY		4-3-0	.57143	67	4-3-0	192	125	137	.45852	133	23	23			
DIV. I NON-CONF.		4-3-0	.57143	70	4-3-0	189	119	134	.45852	131	23	23			

TOTALS	RPI 1-25		RPI 26-50		W-L RECORDS		RPI 51-100		RPI 101-150		RPI 150+				
4-3-0	0-0-0		0-1-0		OVERALL		1-1-0		0-1-0		3-0-0				
2-1-0	0-0-0		0-0-0		HOME		1-1-0		0-0-0		1-0-0				
2-2-0	0-0-0		0-1-0		AWAY		0-0-0		0-1-0		2-0-0				
0-0-0	0-0-0		0-0-0		NEUTRAL		0-0-0		0-0-0		0-0-0				
4-3-0	0-0-0		0-1-0		NON-CONFERENCE		1-1-0		0-1-0		3-0-0				
2-1-0	0-0-0		0-0-0		HOME		1-1-0		0-0-0		1-0-0				
2-2-0	0-0-0		0-0-		AWAY		0-0-0		0-1-0		2-0-0				
0-0-0	0-0-0		0-0-0		NEUTRAL		0-0-0		0-0-0		0-0-0				
0-0-0	0-0-0		0-0-0		CONFERENCE		0-0-0		0-0-0		0-0-0				
0-0-0	0-0-0		0-0-0		HOME		0-0-0		0-0-0		0-0-0				
0-0-0	0-0-0		0-0-0		AWAY		0-0-0		0-0-0		0-0-0				
0-0-0	0-0-0		0-0-0		NEUTRAL		0-0-0		0-0-0		0-0-0				
RPI	S	Opponent	Score	RPI	S	Opponent	Score	RPI	S	Opponent	Score	RPI	S	Opponent	Score
				45	A	Penn	3 4	63	H	Vermont	1 0	117	A	Army	0 3
								94	H	Navy	1 3	187	A	UMass Lowell	1 0
												191	H	Stony Brook	1 0
												203	A	Yale	1 0

LAST 10 GAMES															
				63	H	Vermont	1 0	203	A	Yale	1 0				
				117	A	Army	0 3	187	A	UMass Lowell	1 0				
								94	H	Navy	1 3				
								45	A	Penn	3 4				
								191	H	Stony Brook	1 0				

Non-Div. I Games:

Central Conn. St.

Average RPI Win:	167	WON-LOST RECORD	WINNING PCT. RANK	LAST 10 GAMES	STRENGTH OF SCHEDULE	OPP. STRENGTH OF SCHEDULE	TEAM RPI	ADJ RPI	CONF. RPI	ADJ CONF. RPI		
DIV. I ONLY		3-2-2	.57143	67	3-2-2	173	144	133	.45808	134	18	18
DIV. I NON-CONF.		3-2-2	.57143	70	3-2-2	169	138	131	.45808	133	18	18
<hr/>												
TOTALS	RPI 1-25	RPI 26-50		W-L RECORDS		RPI 51-100		RPI 101-150		RPI 150+		
3-2-2	0-0-0	0-0-0		OVERALL		0-0-1		1-1-1		2-1-0		
2-0-0	0-0-0	0-0-0		HOME		0-0-0		1-0-0		1-0-0		
1-2-2	0-0-0	0-0-0		AWAY		0-0-1		0-1-1		1-1-0		
0-0-0	0-0-0	0-0-0		NEUTRAL		0-0-0		0-0-0		0-0-0		
3-2-2	0-0-0	0-0-0		NON-CONFERENCE		0-0-1		1-1-1		2-1-0		
2-0-0	0-0-0	0-0-0		HOME		0-0-0		1-0-0		1-0-0		
1-2-2	0-0-0	0-0-		AWAY		0-0-1		0-1-1		1-1-0		
0-0-0	0-0-0	0-0-0		NEUTRAL		0-0-0		0-0-0		0-0-0		
0-0-0	0-0-0	0-0-0		CONFERENCE		0-0-0		0-0-0		0-0-0		
0-0-0	0-0-0	0-0-0		HOME		0-0-0		0-0-0		0-0-0		
0-0-0	0-0-0	0-0-0		AWAY		0-0-0		0-0-0		0-0-0		
0-0-0	0-0-0	0-0-0		NEUTRAL		0-0-0		0-0-0		0-0-0		
RPI	S	Opponent	Score	RPI	S	Opponent	Score	RPI	S	Opponent	Score	
				79 A Saint Joseph's 1 1				106 A NJIT 3 3				
								136 A Robert Morris 0 3				
								139 H Bryant 3 0				
								170 A St. Francis Brooklyn 0 2				
								180 A LIU Brooklyn 5 2				
								181 H St. Bonaventure 5 0				
LAST 10 GAMES												
170 A St. Francis Brooklyn 0 2				79 A Saint Joseph's 1 1								
106 A NJIT 3 3				136 A Robert Morris 0 3								
181 H St. Bonaventure 5 0												
139 H Bryant 3 0												
180 A LIU Brooklyn 5 2												

Non-Div. I Games:

Rider

Average RPI Win:	156	WON-LOST	WINNING	LAST 10	STRENGTH OF	OPP. STRENGTH	TEAM	ADJ	CONF.	ADJ CONF.	
Average RPI Loss:	48	RECORD	PCT. RANK	GAMES	SCHEDULE	OF SCHEDULE	RPI	RPI	RPI	RPI	
DIV. I ONLY	3-3-1	.5	100	3-3-1	155	150	136	.45757	135	20	20
DIV. I NON-CONF.	2-3-1	.41667	146	2-3-1	106	102	107	.48903	108	19	20
<hr/>											
TOTALS	RPI 1-25	RPI 26-50		W-L RECORDS	RPI 51-100		RPI 101-150		RPI 150+		
3-3-1	0-1-0	0-0-0		OVERALL	1-2-0		0-0-1		2-0-0		
2-3-0	0-1-0	0-0-0		HOME	0-2-0		0-0-0		2-0-0		
1-0-0	0-0-0	0-0-0		AWAY	1-0-0		0-0-0		0-0-0		
0-0-1	0-0-0	0-0-0		NEUTRAL	0-0-0		0-0-1		0-0-0		
2-3-1	0-1-0	0-0-0		NON-CONFERENCE	1-2-0		0-0-1		1-0-0		
1-3-0	0-1-0	0-0-0		HOME	0-2-0		0-0-0		1-0-0		
1-0-0	0-0-0	0-0-		AWAY	1-0-0		0-0-0		0-0-0		
0-0-1	0-0-0	0-0-0		NEUTRAL	0-0-0		0-0-1		0-0-0		
1-0-0	0-0-0	0-0-0		CONFERENCE	0-0-0		0-0-0		1-0-0		
1-0-0	0-0-0	0-0-0		HOME	0-0-0		0-0-0		1-0-0		
0-0-0	0-0-0	0-0-0		AWAY	0-0-0		0-0-0		0-0-0		
0-0-0	0-0-0	0-0-0		NEUTRAL	0-0-0		0-0-0		0-0-0		
RPI	S	Opponent	Score	RPI	S	Opponent	Score	RPI	S	Opponent	Score
20	H	UNC Wilmington	0 2					150	N	Northern Ky.	1 1
						57 H West Virginia	1 2	196	H	Incarnate Word	2 1
						67 A Dayton	2 1	205	H	UNC Asheville	3 0
						68 H Western Ill.	1 2				

Average RPI Win: 156		WON-LOST RECORD		WINNING PCT. RANK		LAST 10 GAMES		STRENGTH OF SCHEDULE		OPP. STRENGTH OF SCHEDULE		TEAM RPI		ADJ RPI		CONF. RPI		ADJ CONF. RPI	
DIV. I ONLY		4-4-1		.5 100		4-4-1		142		170		131		.45727 136		23		23	
DIV. I NON-CONF.		4-4-1		.5 98		4-4-1		142		164		130		.45727 135		23		23	
TOTALS		RPI 1-25		RPI 26-50		W-L RECORDS		RPI 51-100		RPI 101-150		RPI 150+							
4-4-1		0-0-0		0-0-0		OVERALL		1-4-0		1-0-0		2-0-1							
1-1-1		0-0-0		0-0-0		HOME		0-1-0		1-0-0		0-0-1							
3-2-0		0-0-0		0-0-0		AWAY		1-2-0		0-0-0		2-0-0							
0-1-0		0-0-0		0-0-0		NEUTRAL		0-1-0		0-0-0		0-0-0							
4-4-1		0-0-0		0-0-0		NON-CONFERENCE		1-4-0		1-0-0		2-0-1							
1-1-1		0-0-0		0-0-0		HOME		0-1-0		1-0-0		0-0-1							
3-2-0		0-0-0		0-0-		AWAY		1-2-0		0-0-0		2-0-0							
0-1-0		0-0-0		0-0-0		NEUTRAL		0-1-0		0-0-0		0-0-0							
0-0-0		0-0-0		0-0-0		CONFERENCE		0-0-0		0-0-0		0-0-0							
0-0-0		0-0-0		0-0-0		HOME		0-0-0		0-0-0		0-0-0							
0-0-0		0-0-0		0-0-0		AWAY		0-0-0		0-0-0		0-0-0							
0-0-0		0-0-0		0-0-0		NEUTRAL		0-0-0		0-0-0		0-0-0							
RPI	S	Opponent		Score		RPI	S	Opponent		Score		RPI	S	Opponent		Score			

Average RPI Win:	142	WON-LOST RECORD	WINNING PCT. RANK	LAST 10 GAMES	STRENGTH OF SCHEDULE	OPP. STRENGTH OF SCHEDULE	TEAM RPI	ADJ RPI	CONF. RPI	ADJ CONF. RPI	
DIV. I ONLY	2-7-0	.22222	181	2-7-0	37	151	134	.45351	137	21	21
DIV. I NON-CONF.	2-7-0	.22222	179	2-7-0	38	148	133	.45351	136	21	21
<hr/>											
TOTALS	RPI 1-25	RPI 26-50		W-L RECORDS	RPI 51-100		RPI 101-150		RPI 150+		
2-7-0	0-1-0	0-1-0		OVERALL	0-1-0		1-3-0		1-1-0		
0-5-0	0-1-0	0-1-0		HOME	0-0-0		0-2-0		0-1-0		
1-2-0	0-0-0	0-0-0		AWAY	0-1-0		1-1-0		0-0-0		
1-0-0	0-0-0	0-0-0		NEUTRAL	0-0-0		0-0-0		1-0-0		
<hr/>											
2-7-0	0-1-0	0-1-0		NON-CONFERENCE	0-1-0		1-3-0		1-1-0		
0-5-0	0-1-0	0-1-0		HOME	0-0-0		0-2-0		0-1-0		
1-2-0	0-0-0	0-0-		AWAY	0-1-0		1-1-0		0-0-0		
1-0-0	0-0-0	0-0-0		NEUTRAL	0-0-0		0-0-0		1-0-0		
<hr/>											
0-0-0	0-0-0	0-0-0		CONFERENCE	0-0-0		0-0-0		0-0-0		
0-0-0	0-0-0	0-0-0		HOME	0-0-0		0-0-0		0-0-0		
0-0-0	0-0-0	0-0-0		AWAY	0-0-0		0-0-0		0-0-0		
0-0-0	0-0-0	0-0-0		NEUTRAL	0-0-0		0-0-0		0-0-0		
<hr/>											
RPI S	Opponent	Score		RPI S	Opponent	Score		RPI S	Opponent	Score	
4 H	Syracuse	0	1	42 H	Cornell	0	1	56 A	Duquesne	2	3
								104 H	Marist	0	1
								115 A	Princeton	0	2
								117 H	Army	0	1
								131 A	Bucknell	2	1
								153 N	Niagara	2	0
								165 H	Lafayette	0	1
<hr/>											
LAST 10 GAMES											
115 A Princeton				0	2	165 H Lafayette				0	1
4 H Syracuse				0	1	42 H Cornell				0	1
104 H Marist				0	1	117 H Army				0	1
131 A Bucknell				2	1	153 N Niagara				2	0
						56 A Duquesne				2	3

Non-Div. I Games:

Binghamton

Average RPI Win:	156	WON-LOST	WINNING	LAST 10	STRENGTH OF	OPP. STRENGTH	TEAM	ADJ	CONF.	ADJ CONF.	
Average RPI Loss:	55	RECORD	PCT. RANK	GAMES	SCHEDULE	OF SCHEDULE	RPI	RPI	RPI	RPI	
DIV. I ONLY	3-3-1	.5	100	3-3-1	146	181	138	.45221	138	16	17
DIV. I NON-CONF.	3-2-1	.58333	68	3-2-1	171	183	156	.43481	154	16	16
<hr/>											
TOTALS	RPI 1-25	RPI 26-50		W-L RECORDS	RPI 51-100		RPI 101-150		RPI 150+		
3-3-1	0-0-0	0-1-0		OVERALL	1-2-0		0-0-0		2-0-1		
2-0-0	0-0-0	0-0-0		HOME	1-0-0		0-0-0		1-0-0		
1-3-1	0-0-0	0-1-0		AWAY	0-2-0		0-0-0		1-0-1		
0-0-0	0-0-0	0-0-0		NEUTRAL	0-0-0		0-0-0		0-0-0		
3-2-1	0-0-0	0-0-0		NON-CONFERENCE	1-2-0		0-0-0		2-0-1		
2-0-0	0-0-0	0-0-0		HOME	1-0-0		0-0-0		1-0-0		
1-2-1	0-0-0	0-0-		AWAY	0-2-0		0-0-0		1-0-1		
0-0-0	0-0-0	0-0-0		NEUTRAL	0-0-0		0-0-0		0-0-0		
0-1-0	0-0-0	0-1-0		CONFERENCE	0-0-0		0-0-0		0-0-0		
0-0-0	0-0-0	0-0-0		HOME	0-0-0		0-0-0		0-0-0		
0-1-0	0-0-0	0-1-0		AWAY	0-0-0		0-0-0		0-0-0		
0-0-0	0-0-0	0-0-0		NEUTRAL	0-0-0		0-0-0		0-0-0		
RPI	S	Opponent	Score	RPI	S	Opponent	Score	RPI	S	Opponent	Score
				39	A	Denver	0 4	59	A	Tulsa	1 4
								66	A	SMU	0 2
								80	H	Missouri St.	1 0
								192	A	Houston Baptist	1 1
								192	H	Houston Baptist	4 3
								196	A	Incarnate Word	2 1
LAST 10 GAMES											
				39	A	Denver	0 4	59	A	Tulsa	1 4
				192	H	Houston Baptist	4 3	196	A	Incarnate Word	2 1
				66	A	SMU	0 2	192	A	Houston Baptist	1 1
								80	H	Missouri St.	1 0

Average RPI Win: 171		WON-LOST RECORD		WINNING PCT. RANK		LAST 10 GAMES		STRENGTH OF SCHEDULE		OPP. STRENGTH OF SCHEDULE		TEAM RPI		ADJ RPI		CONF. RPI		ADJ CONF. RPI	
DIV. I ONLY		4-4-1		.5 100		4-4-1		165		161		140		.4496 139		23		23	
DIV. I NON-CONF.		4-4-1		.5 98		4-4-1		159		158		139		.4496 137		23		23	
TOTALS		RPI 1-25		RPI 26-50		W-L RECORDS		RPI 51-100		RPI 101-150		RPI 150+							
4-4-1		0-0-0		0-1-0		OVERALL		0-1-0		1-2-1		3-0-0							
3-1-1		0-0-0		0-1-0		HOME		0-0-0		0-0-1		3-0-0							
1-3-0		0-0-0		0-0-0		AWAY		0-1-0		1-2-0		0-0-0							
0-0-0		0-0-0		0-0-0		NEUTRAL		0-0-0		0-0-0		0-0-0							
4-4-1		0-0-0		0-1-0		NON-CONFERENCE		0-1-0		1-2-1		3-0-0							
3-1-1		0-0-0		0-1-0		HOME		0-0-0		0-0-1		3-0-0							
1-3-0		0-0-0		0-0-		AWAY		0-1-0		1-2-0		0-0-0							
0-0-0		0-0-0		0-0-0		NEUTRAL		0-0-0		0-0-0		0-0-0							
0-0-0		0-0-0		0-0-0		CONFERENCE		0-0-0		0-0-0		0-0-0							
0-0-0		0-0-0		0-0-0		HOME		0-0-0		0-0-0		0-0-0							
0-0-0		0-0-0		0-0-0		AWAY		0-0-0		0-0-0		0-0-0							
0-0-0		0-0-0		0-0-0		NEUTRAL		0-0-0		0-0-0		0-0-0							
RPI	S	Opponent		Score		RPI	S	Opponent		Score		RPI	S	Opponent		Score			
				40	H	Providence	0	2	64	A	Canisius	2	3	130	A	New Hampshire	2	0	
														134	A	Rider	0	3	
														140	H	Rhode Island	1	1	
														142	A	Buffalo	2	3	
														182	H	Hartwick	4	2	
														186	H	Saint Peter's	2	1	
														187	H	UMass Lowell	1	0	
LAST 10 GAMES																			
				140	H	Rhode Island	1	1	182	H	Hartwick	4	2						
				186	H	Saint Peter's	2	1	142	A	Buffalo	2	3						
				134	A	Rider	0	3	130	A	New Hampshire	2	0						
				187	H	UMass Lowell	1	0	40	H	Providence	0	2						
				64	A	Canisius	2	3											

Non-Div. I Games:

Bryant

Average RPI Win: 176		WON-LOST	WINNING		LAST 10	STRENGTH OF		OPP. STRENGTH	TEAM	ADJ		CONF.	ADJ	CONF.				
Average RPI Loss: 74		RECORD	PCT.	RANK	GAMES	SCHEDULE		OF SCHEDULE	RPI	RPI		RPI	RPI	RPI				
DIV. I ONLY		4-3-3	.55	98	4-3-3	178		164	141	.44829		140	7	7				
DIV. I NON-CONF.		4-3-3	.55	97	4-3-3	175		160	141	.44829		140	7	7				
TOTALS		RPI 1-25		RPI 26-50		W-L RECORDS		RPI 51-100		RPI 101-150		RPI 150+						
4-3-3		0-0-0		0-1-0		OVERALL		0-2-1		1-0-1		3-0-1						
4-1-2		0-0-0		0-0-0		HOME		0-1-1		1-0-0		3-0-1						
0-2-1		0-0-0		0-1-0		AWAY		0-1-0		0-0-1		0-0-0						
0-0-0		0-0-0		0-0-0		NEUTRAL		0-0-0		0-0-0		0-0-0						
4-3-3		0-0-0		0-1-0		NON-CONFERENCE		0-2-1		1-0-1		3-0-1						
4-1-2		0-0-0		0-0-0		HOME		0-1-1		1-0-0		3-0-1						
0-2-1		0-0-0		0-0-		AWAY		0-1-0		0-0-1		0-0-0						
0-0-0		0-0-0		0-0-0		NEUTRAL		0-0-0		0-0-0		0-0-0						
0-0-0		0-0-0		0-0-0		CONFERENCE		0-0-0		0-0-0		0-0-0						
0-0-0		0-0-0		0-0-0		HOME		0-0-0		0-0-0		0-0-0						
0-0-0		0-0-0		0-0-0		AWAY		0-0-0		0-0-0		0-0-0						
0-0-0		0-0-0		0-0-0		NEUTRAL		0-0-0		0-0-0		0-0-0						
RPI	S	Opponent		Score		RPI	S	Opponent		Score		RPI	S	Opponent		Score		
				40	A	Providence	1	5	88	H	Lehigh	0	1	106	H	NJIT	2	0
									89	H	Seton Hall	1	1	139	A	Bryant	1	1
									93	A	Boston College	0	3	158	H	Albany (NY)	0	0
														191	H	Stony Brook	3	0
														202	H	Sacred Heart	3	1
														203	H	Yale	1	0
LAST 10 GAMES																		
				191	H	Stony Brook	3	0	158	H	Albany (NY)	0	0					
				202	H	Sacred Heart	3	1	139	A	Bryant	1	1					
				203	H	Yale	1	0	106	H	NJIT	2	0					
				88	H	Lehigh	0	1	40	A	Providence	1	5					
				93	A	Boston College	0	3	89	H	Seton Hall	1	1					

Non-Div. I Games:

Rhode Island

Average RPI Win: 170		WON-LOST	WINNING	LAST 10	STRENGTH OF		OPP. STRENGTH	TEAM	ADJ		CONF.	ADJ CONF.					
Average RPI Loss: 92		RECORD	PCT. RANK	GAMES	SCHEDULE		OF SCHEDULE	RPI	RPI		RPI	RPI					
DIV. I ONLY		3-4-1	.4375	128	3-4-1		141	152	142	.44644	141	7	7				
DIV. I NON-CONF.		3-4-1	.4375	132	3-4-1		141	149	142	.44644	141	7	7				

TOTALS		RPI 1-25		RPI 26-50		W-L RECORDS		RPI 51-100		RPI 101-150		RPI 150+					
3-4-1		0-0-0		0-1-0		OVERALL		0-2-0		0-1-1		3-0-0					
3-0-0		0-0-0		0-0-0		HOME		0-0-0		0-0-0		3-0-0					
0-4-1		0-0-0		0-1-0		AWAY		0-2-0		0-1-1		0-0-0					
0-0-0		0-0-0		0-0-0		NEUTRAL		0-0-0		0-0-0		0-0-0					
3-4-1		0-0-0		0-1-0		NON-CONFERENCE		0-2-0		0-1-1		3-0-0					
3-0-0		0-0-0		0-0-0		HOME		0-0-0		0-0-0		3-0-0					
0-4-1		0-0-0		0-0-		AWAY		0-2-0		0-1-1		0-0-0					
0-0-0		0-0-0		0-0-0		NEUTRAL		0-0-0		0-0-0		0-0-0					
0-0-0		0-0-0		0-0-0		CONFERENCE		0-0-0		0-0-0		0-0-0					
0-0-0		0-0-0		0-0-0		HOME		0-0-0		0-0-0		0-0-0					
0-0-0		0-0-0		0-0-0		AWAY		0-0-0		0-0-0		0-0-0					
0-0-0		0-0-0		0-0-0		NEUTRAL		0-0-0		0-0-0		0-0-0					
RPI	S	Opponent		Score		RPI	S	Opponent		Score		RPI	S	Opponent		Score	
						44	A	Dartmouth		0 2		82	A	Boston U.		0 1	
												93	A	Boston College		0 2	

Average RPI Win: 113		WON-LOST	WINNING	LAST 10	STRENGTH OF		OPP. STRENGTH	TEAM	ADJ	CONF.	ADJ CONF.			
Average RPI Loss: 82		RECORD	PCT. RANK	GAMES	SCHEDULE		OF SCHEDULE	RPI	RPI	RPI	RPI			
DIV. I ONLY		2-7-0	.22222	181	2-7-0		46	158	139	.44593	142	9	9	
DIV. I NON-CONF.		2-7-0	.22222	179	2-7-0		47	157	137	.44593	142	9	9	
<hr/>														
TOTALS		RPI 1-25		RPI 26-50		W-L RECORDS		RPI 51-100		RPI 101-150		RPI 150+		
2-7-0		0-0-0		0-2-0		OVERALL		1-3-0		1-1-0		0-1-0		
2-1-0		0-0-0		0-0-0		HOME		1-0-0		1-1-0		0-0-0		
0-6-0		0-0-0		0-2-0		AWAY		0-3-0		0-0-0		0-1-0		
0-0-0		0-0-0		0-0-0		NEUTRAL		0-0-0		0-0-0		0-0-0		
2-7-0		0-0-0		0-2-0		NON-CONFERENCE		1-3-0		1-1-0		0-1-0		
2-1-0		0-0-0		0-0-0		HOME		1-0-0		1-1-0		0-0-0		
0-6-0		0-0-0		0-0-		AWAY		0-3-0		0-0-0		0-1-0		
0-0-0		0-0-0		0-0-0		NEUTRAL		0-0-0		0-0-0		0-0-0		
0-0-0		0-0-0		0-0-0		CONFERENCE		0-0-0		0-0-0		0-0-0		
0-0-0		0-0-0		0-0-0		HOME		0-0-0		0-0-0		0-0-0		
0-0-0		0-0-0		0-0-0		AWAY		0-0-0		0-0-0		0-0-0		
0-0-0		0-0-0		0-0-0		NEUTRAL		0-0-0		0-0-0		0-0-0		
RPI	S	Opponent		Score	RPI	S	Opponent		Score	RPI	S	Opponent		Score
					42	A	Cornell	0	5	56	A	Duquesne	0	3
					50	A	San Diego St.	0	1	64	A	Canisius	0	1
										78	A	San Diego	1	4
										86	H	Detroit	3	2

Non-Div. I Games:

Buffalo

Average RPI Win:	166	WON-LOST RECORD	WINNING PCT. RANK	LAST 10 GAMES	STRENGTH OF SCHEDULE	OPP. STRENGTH OF SCHEDULE	TEAM RPI	ADJ RPI	CONF. RPI	ADJ CONF. RPI		
DIV. I ONLY		3-3-2	.5	100	3-3-2	180	107	145	.44551	143	11	11
DIV. I NON-CONF.		3-2-2	.57143	70	3-2-2	184	108	157	.4393	151	11	11
<hr/>												
TOTALS	RPI 1-25	RPI 26-50		W-L RECORDS		RPI 51-100		RPI 101-150		RPI 150+		
3-3-2	0-0-0	0-1-0		OVERALL		0-2-0		1-0-1		2-0-1		
2-0-0	0-0-0	0-0-0		HOME		0-0-0		0-0-0		2-0-0		
1-3-2	0-0-0	0-1-0		AWAY		0-2-0		1-0-1		0-0-1		
0-0-0	0-0-0	0-0-0		NEUTRAL		0-0-0		0-0-0		0-0-0		
<hr/>												
3-2-2	0-0-0	0-1-0		NON-CONFERENCE		0-1-0		1-0-1		2-0-1		
2-0-0	0-0-0	0-0-0		HOME		0-0-0		0-0-0		2-0-0		
1-2-2	0-0-0	0-0-		AWAY		0-1-0		1-0-1		0-0-1		
0-0-0	0-0-0	0-0-0		NEUTRAL		0-0-0		0-0-0		0-0-0		
<hr/>												
0-1-0	0-0-0	0-0-0		CONFERENCE		0-1-0		0-0-0		0-0-0		
0-0-0	0-0-0	0-0-0		HOME		0-0-0		0-0-0		0-0-0		
0-1-0	0-0-0	0-0-0		AWAY		0-1-0		0-0-0		0-0-0		
0-0-0	0-0-0	0-0-0		NEUTRAL		0-0-0		0-0-0		0-0-0		
<hr/>												
RPI	S	Opponent	Score	RPI	S	Opponent	Score	RPI	S	Opponent	Score	
				35	A	Saint Francis (PA)	0 2	73	A	Campbell	0 1	
								98	A	Holy Cross	0 2	
								126	A	Drexel	1 0	
								148	A	UMBC	1 1	
								157	A	Stetson	1 1	
								172	H	La Salle	1 0	
								199	H	Howard	1 0	
<hr/>												
LAST 10 GAMES												
				73	A	Campbell	0 1	98	A	Holy Cross	0 2	
				199	H	Howard	1 0	148	A	UMBC	1 1	
				35	A	Saint Francis (PA)	0 2	172	H	La Salle	1 0	
								157	A	Stetson	1 1	
								126	A	Drexel	1 0	

Non-Div. I Games:

Loyola Maryland

Average RPI Win:		174	WON-LOST RECORD		WINNING PCT. RANK		LAST 10 GAMES		STRENGTH OF SCHEDULE		OPP. STRENGTH OF SCHEDULE		TEAM RPI		ADJ RPI		CONF. RPI		ADJ CONF. RPI	
DIV. I ONLY			2-5-1		.3125 162		2-5-1		87		145		143		.44418 144		15		15	
DIV. I NON-CONF.			2-5-1		.3125 164		2-5-1		89		139		143		.44418 144		15		15	
TOTALS		RPI 1-25		RPI 26-50		W-L RECORDS		RPI 51-100		RPI 101-150		RPI 150+								
2-5-1		0-1-0		0-1-0		OVERALL		0-2-0		0-0-1		2-1-0								
2-2-0		0-0-0		0-0-0		HOME		0-1-0		0-0-0		2-1-0								
0-3-1		0-1-0		0-1-0		AWAY		0-1-0		0-0-1		0-0-0								
0-0-0		0-0-0		0-0-0		NEUTRAL		0-0-0		0-0-0		0-0-0								
2-5-1		0-1-0		0-1-0		NON-CONFERENCE		0-2-0		0-0-1		2-1-0								
2-2-0		0-0-0		0-0-0		HOME		0-1-0		0-0-0		2-1-0								
0-3-1		0-1-0		0-0-		AWAY		0-1-0		0-0-1		0-0-0								
0-0-0		0-0-0		0-0-0		NEUTRAL		0-0-0		0-0-0		0-0-0								
0-0-0		0-0-0		0-0-0		CONFERENCE		0-0-0		0-0-0		0-0-0								
0-0-0		0-0-0		0-0-0		HOME		0-0-0		0-0-0		0-0-0								
0-0-0		0-0-0		0-0-0		AWAY		0-0-0		0-0-0		0-0-0								
0-0-0		0-0-0		0-0-0		NEUTRAL		0-0-0		0-0-0		0-0-0								
RPI	S	Opponent		Score		RPI	S	Opponent		Score		RPI	S	Opponent		Score				
6	A	Saint Louis		1	3	36	A	Oregon St.		1	3	54	A	Butler		1	2			
												72	H	Lipscomb		0	2			
												145	A	Portland		1	1			
												154	H	Mercer		3	1			
												168	H	Marshall		0	1			
												194	H	Belmont		5	0			

Average RPI Win: 183		WON-LOST	WINNING	LAST 10	STRENGTH OF		OPP. STRENGTH	TEAM	ADJ		CONF.	ADJ CONF.					
Average RPI Loss: 48		RECORD	PCT. RANK	GAMES	SCHEDULE		OF SCHEDULE	RPI	RPI		RPI	RPI					
DIV. I ONLY		1-5-3	.27778	173	1-5-3		72	89	146	.44187	145	8	8				
DIV. I NON-CONF.		1-5-3	.27778	171	1-5-3		74	87	146	.44187	145	8	8				
TOTALS		RPI 1-25	RPI 26-50		W-L RECORDS		RPI 51-100		RPI 101-150		RPI 150+						
1-5-3		0-1-0	0-2-0		OVERALL		0-2-1		0-0-2		1-0-0						
1-2-2		0-1-0	0-0-0		HOME		0-1-1		0-0-1		1-0-0						
0-3-1		0-0-0	0-2-0		AWAY		0-1-0		0-0-1		0-0-0						
0-0-0		0-0-0	0-0-0		NEUTRAL		0-0-0		0-0-0		0-0-0						
1-5-3		0-1-0	0-2-0		NON-CONFERENCE		0-2-1		0-0-2		1-0-0						
1-2-2		0-1-0	0-0-0		HOME		0-1-1		0-0-1		1-0-0						
0-3-1		0-0-0	0-0-		AWAY		0-1-0		0-0-1		0-0-0						
0-0-0		0-0-0	0-0-0		NEUTRAL		0-0-0		0-0-0		0-0-0						
0-0-0		0-0-0	0-0-0		CONFERENCE		0-0-0		0-0-0		0-0-0						
0-0-0		0-0-0	0-0-0		HOME		0-0-0		0-0-0		0-0-0						
0-0-0		0-0-0	0-0-0		AWAY		0-0-0		0-0-0		0-0-0						
0-0-0		0-0-0	0-0-0		NEUTRAL		0-0-0		0-0-0		0-0-0						
RPI	S	Opponent		Score		RPI	S	Opponent		Score		RPI	S	Opponent		Score	
22	H	Washington		1	2	36	A	Oregon St.		0	2	56	H	Duquesne		1	1
						39	A	Denver		1	2	70	A	South Fla.		0	2
												71	H	Siena		1	2
												125	A	FGCU		0	0
												144	H	Evansville		1	1
												183	H	UCF		1	0
LAST 10 GAMES																	
22	H	Washington		1	2	56	H	Duquesne		1	1						
39	A	Denver		1	2	70	A	South Fla.		0	2						
36	A	Oregon St.		0	2	125	A	FGCU		0	0						
71	H	Siena		1	2	144	H	Evansville		1	1						
						183	H	UCF		1	0						

Non-Div. I Games:

Portland

Average RPI Win: 169		WON-LOST	WINNING	LAST 10	STRENGTH OF		OPP. STRENGTH	TEAM	ADJ	CONF.	ADJ CONF.						
Average RPI Loss: 79		RECORD	PCT. RANK	GAMES	SCHEDULE		OF SCHEDULE	RPI	RPI	RPI	RPI						
DIV. I ONLY		3-6-0	.33333	157	3-6-0		116	163	152	.44161	146						
DIV. I NON-CONF.		3-6-0	.33333	157	3-6-0		118	159	152	.44161	146						
TOTALS		RPI 1-25	RPI 26-50		W-L RECORDS		RPI 51-100		RPI 101-150		RPI 150+						
3-6-0		0-0-0	0-1-0		OVERALL		0-4-0		1-1-0		2-0-0						
2-1-0		0-0-0	0-0-0		HOME		0-1-0		1-0-0		1-0-0						
1-5-0		0-0-0	0-1-0		AWAY		0-3-0		0-1-0		1-0-0						
0-0-0		0-0-0	0-0-0		NEUTRAL		0-0-0		0-0-0		0-0-0						
3-6-0		0-0-0	0-1-0		NON-CONFERENCE		0-4-0		1-1-0		2-0-0						
2-1-0		0-0-0	0-0-0		HOME		0-1-0		1-0-0		1-0-0						
1-5-0		0-0-0	0-0-		AWAY		0-3-0		0-1-0		1-0-0						
0-0-0		0-0-0	0-0-0		NEUTRAL		0-0-0		0-0-0		0-0-0						
0-0-0		0-0-0	0-0-0		CONFERENCE		0-0-0		0-0-0		0-0-0						
0-0-0		0-0-0	0-0-0		HOME		0-0-0		0-0-0		0-0-0						
0-0-0		0-0-0	0-0-0		AWAY		0-0-0		0-0-0		0-0-0						
0-0-0		0-0-0	0-0-0		NEUTRAL		0-0-0		0-0-0		0-0-0						
RPI	S	Opponent	Score		RPI	S	Opponent	Score		RPI	S	Opponent	Score				
			40	A	Providence	1	3	55	A	Old Dominion	0	1	109	A	Harvard	2	3
								82	H	Boston U.	1	2	130	H	New Hampshire	1	0
								90	A	Hartford	0	1	187	H	UMass Lowell	2	1
								96	A	VCU	0	2	191	A	Stony Brook	3	2
LAST 10 GAMES																	
			191	A	Stony Brook	3	2	55	A	Old Dominion	0	1					
			109	A	Harvard	2	3	96	A	VCU	0	2					
			40	A	Providence	1	3	90	A	Hartford	0	1					
			82	H	Boston U.	1	2	130	H	New Hampshire	1	0					
			187	H	UMass Lowell	2	1										

Non-Div. I Games:

Northeastern

Average RPI Win:		188	WON-LOST RECORD		WINNING PCT. RANK		LAST 10 GAMES		STRENGTH OF SCHEDULE		OPP. STRENGTH OF SCHEDULE		TEAM RPI		ADJ RPI		CONF. RPI		ADJ CONF. RPI	
DIV. I ONLY			1-6-1		.1875 184		1-6-1		47		143		154		.44071 147		5		5	
DIV. I NON-CONF.			1-6-1		.1875 183		1-6-1		48		137		154		.44071 147		5		5	
TOTALS		RPI 1-25		RPI 26-50		W-L RECORDS		RPI 51-100		RPI 101-150		RPI 150+								
1-6-1		0-1-0		0-2-0		OVERALL		0-3-1		0-0-0		1-0-0								
1-2-1		0-0-0		0-1-0		HOME		0-1-1		0-0-0		1-0-0								
0-2-0		0-1-0		0-0-0		AWAY		0-1-0		0-0-0		0-0-0								
0-2-0		0-0-0		0-1-0		NEUTRAL		0-1-0		0-0-0		0-0-0								
1-6-1		0-1-0		0-2-0		NON-CONFERENCE		0-3-1		0-0-0		1-0-0								
1-2-1		0-0-0		0-1-0		HOME		0-1-1		0-0-0		1-0-0								
0-2-0		0-1-0		0-0-		AWAY		0-1-0		0-0-0		0-0-0								
0-2-0		0-0-0		0-1-0		NEUTRAL		0-1-0		0-0-0		0-0-0								
0-0-0		0-0-0		0-0-0		CONFERENCE		0-0-0		0-0-0		0-0-0								
0-0-0		0-0-0		0-0-0		HOME		0-0-0		0-0-0		0-0-0								
0-0-0		0-0-0		0-0-0		AWAY		0-0-0		0-0-0		0-0-0								
0-0-0		0-0-0		0-0-0		NEUTRAL		0-0-0		0-0-0		0-0-0								
RPI	S	Opponent		Score		RPI	S	Opponent		Score		RPI	S	Opponent		Score				
23	A	New Mexico		1	2	30	N	American		0	1	77	A	UNLV		0	2			
						47	H	Santa Clara		0	1	78	H	San Diego		0	0			
												85	H	Bakersfield		1	3			
												91	N	Utah Valley		0	1			
						LAST 10 GAMES														
						91	N	Utah Valley		0	1	77	A	UNLV		0	2			
						78	H	San Diego		0	0	23	A	New Mexico		1	2			
						47	H	Santa Clara		0	1	188	H	Pacific		5	1			
						85	H	Bakersfield		1	3									
						30	N	American		0	1									

Non-Div. I Games:

UC Riverside

Average RPI Win: 181		WON-LOST RECORD	WINNING PCT. RANK	LAST 10 GAMES	STRENGTH OF SCHEDULE	OPP. STRENGTH OF SCHEDULE	TEAM RPI	ADJ RPI	CONF. RPI	ADJ CONF. RPI	
Average RPI Loss: 74											
DIV. I ONLY		3-4-2	.44444 122	3-4-2	143	173	149	.44038 148	21	21	
DIV. I NON-CONF.		3-4-2	.44444 129	3-4-2	143	168	149	.44038 148	21	21	
<hr/>											
TOTALS		RPI 1-25	RPI 26-50		W-L RECORDS		RPI 51-100		RPI 101-150		RPI 150+
3-4-2		0-0-0	0-1-0		OVERALL		0-2-1		0-1-1		3-0-0
3-1-1		0-0-0	0-0-0		HOME		0-0-0		0-1-1		3-0-0
0-2-1		0-0-0	0-1-0		AWAY		0-1-1		0-0-0		0-0-0
0-1-0		0-0-0	0-0-0		NEUTRAL		0-1-0		0-0-0		0-0-0
<hr/>											
3-4-2		0-0-0	0-1-0		NON-CONFERENCE		0-2-1		0-1-1		3-0-0
3-1-1		0-0-0	0-0-0		HOME		0-0-0		0-1-1		3-0-0
0-2-1		0-0-0	0-0-		AWAY		0-1-1		0-0-0		0-0-0
0-1-0		0-0-0	0-0-0		NEUTRAL		0-1-0		0-0-0		0-0-0
<hr/>											
0-0-0		0-0-0	0-0-0		CONFERENCE		0-0-0		0-0-0		0-0-0
0-0-0		0-0-0	0-0-0		HOME		0-0-0		0-0-0		0-0-0
0-0-0		0-0-0	0-0-0		AWAY		0-0-0		0-0-0		0-0-0
0-0-0		0-0-0	0-0-0		NEUTRAL		0-0-0		0-0-0		0-0-0
<hr/>											
RPI S	Opponent	Score	RPI S	Opponent	Score	RPI S	Opponent	Score	RPI S	Opponent	Score
			49 A	George Mason	0 3	52 N	Cal St. Fullerton	3 4	118 H	William & Mary	1 2
						77 A	UNLV	0 1	143 H	Loyola Maryland	1 1
						83 A	Maryland	0 0	161 H	Appalachian St.	3 1
									180 H	LIU Brooklyn	4 0
									202 H	Sacred Heart	2 1
<hr/>											
LAST 10 GAMES											
			52 N	Cal St. Fullerton	3 4	49 A	George Mason	0 3			
			77 A	UNLV	0 1	118 H	William & Mary	1 2			
			161 H	Appalachian St.	3 1	143 H	Loyola Maryland	1 1			
			83 A	Maryland	0 0	180 H	LIU Brooklyn	4 0			
			202 H	Sacred Heart	2 1						

Non-Div. I Games:

UMBC

Average RPI Win:	145	WON-LOST	WINNING	LAST 10	STRENGTH OF	OPP. STRENGTH	TEAM	ADJ	CONF.	ADJ CONF.			
Average RPI Loss:	126	RECORD	PCT. RANK	GAMES	SCHEDULE	OF SCHEDULE	RPI	RPI	RPI	RPI			
DIV. I ONLY		3-3-0	.5	100	3-3-0	190	105	150	.43968	149	12	12	
DIV. I NON-CONF.		3-3-0	.5	98	3-3-0	188	104	150	.43968	149	13	14	

TOTALS	RPI 1-25	RPI 26-50		W-L RECORDS		RPI 51-100		RPI 101-150		RPI 150+			
3-3-0	0-0-0	0-0-0		OVERALL		0-0-0		2-2-0		1-1-0			
2-1-0	0-0-0	0-0-0		HOME		0-0-0		2-1-0		0-0-0			
1-2-0	0-0-0	0-0-0		AWAY		0-0-0		0-1-0		1-1-0			
0-0-0	0-0-0	0-0-0		NEUTRAL		0-0-0		0-0-0		0-0-0			
3-3-0	0-0-0	0-0-0		NON-CONFERENCE		0-0-0		2-2-0		1-1-0			
2-1-0	0-0-0	0-0-0		HOME		0-0-0		2-1-0		0-0-0			
1-2-0	0-0-0	0-0-		AWAY		0-0-0		0-1-0		1-1-0			
0-0-0	0-0-0	0-0-0		NEUTRAL		0-0-0		0-0-0		0-0-0			
0-0-0	0-0-0	0-0-0		CONFERENCE		0-0-0		0-0-0		0-0-0			
0-0-0	0-0-0	0-0-0		HOME		0-0-0		0-0-0		0-0-0			
0-0-0	0-0-0	0-0-0		AWAY		0-0-0		0-0-0		0-0-0			
0-0-0	0-0-0	0-0-0		NEUTRAL		0-0-0		0-0-0		0-0-0			
RPI	S	Opponent	Score	RPI	S	Opponent	Score	RPI	S	Opponent	Score		
								104	H	Marist	2	3	
								113	H	Michigan	3	0	
								121	A	Quinnipiac	0	2	
								141	H	Fordham	2	0	
								152	A	Iona	0	2	
								180	A	LIU Brooklyn	3	2	
				LAST 10 GAMES									
				104	H	Marist	2	3	152	A	Iona	0	2
				113	H	Michigan	3	0	141	H	Fordham	2	0
									121	A	Quinnipiac	0	2
									180	A	LIU Brooklyn	3	2

Non-Div. I Games:

Columbia

Average RPI Win: 85		WON-LOST	WINNING	LAST 10	STRENGTH OF		OPP. STRENGTH	TEAM	ADJ	CONF.	ADJ CONF.					
Average RPI Loss: 109		RECORD	PCT. RANK	GAMES	SCHEDULE		OF SCHEDULE	RPI	RPI	RPI	RPI					
DIV. I ONLY		2-4-3	.38889	148	2-4-3		104	167	144	.43959	150	22	22			
DIV. I NON-CONF.		2-4-3	.38889	149	2-4-3		104	162	144	.43959	150	22	22			
<hr/>																
TOTALS		RPI 1-25		RPI 26-50		W-L RECORDS		RPI 51-100		RPI 101-150		RPI 150+				
2-4-3		0-0-0		0-0-0		OVERALL		2-2-0		0-1-1		0-1-2				
1-1-2		0-0-0		0-0-0		HOME		1-1-0		0-0-0		0-0-2				
0-3-0		0-0-0		0-0-0		AWAY		0-1-0		0-1-0		0-1-0				
1-0-1		0-0-0		0-0-0		NEUTRAL		1-0-0		0-0-1		0-0-0				
<hr/>																
2-4-3		0-0-0		0-0-0		NON-CONFERENCE		2-2-0		0-1-1		0-1-2				
1-1-2		0-0-0		0-0-0		HOME		1-1-0		0-0-0		0-0-2				
0-3-0		0-0-0		0-0-		AWAY		0-1-0		0-1-0		0-1-0				
1-0-1		0-0-0		0-0-0		NEUTRAL		1-0-0		0-0-1		0-0-0				
<hr/>																
0-0-0		0-0-0		0-0-0		CONFERENCE		0-0-0		0-0-0		0-0-0				
0-0-0		0-0-0		0-0-0		HOME		0-0-0		0-0-0		0-0-0				
0-0-0		0-0-0		0-0-0		AWAY		0-0-0		0-0-0		0-0-0				
0-0-0		0-0-0		0-0-0		NEUTRAL		0-0-0		0-0-0		0-0-0				
<hr/>																
RPI	S	Opponent	Score	RPI	S	Opponent	Score	RPI	S	Opponent	Score	RPI	S	Opponent	Score	
						68 H	Western Ill.	0	2			105 A		Western Mich.	0	4
						84 H	Wright St.	4	3			135 N		High Point	1	1
						86 N	Detroit	1	0			151 H		Cincinnati	1	1
						100 A	Bowling Green	1	2			164 A		IUPUI	0	2
												173 H		IPFW	1	1
<hr/>																
LAST 10 GAMES																
						68 H	Western Ill.	0	2			164 A		IUPUI	0	2
						105 A	Western Mich.	0	4			173 H		IPFW	1	1
						84 H	Wright St.	4	3			100 A		Bowling Green	1	2
						151 H	Cincinnati	1	1			135 N		High Point	1	1
												86 N		Detroit	1	0

Non-Div. I Games:

Northern Ky.

Average RPI Win:		181	WON-LOST RECORD		WINNING PCT. RANK		LAST 10 GAMES		STRENGTH OF SCHEDULE		OPP. STRENGTH OF SCHEDULE		TEAM RPI		ADJ RPI		CONF. RPI		ADJ CONF. RPI				
DIV. I ONLY			3-4-2		.44444	122	3-4-2		166		86	151		.43862	151	14		13					
DIV. I NON-CONF.			3-3-2		.5	98	3-3-2		139		82	136		.45735	134	14		13					
TOTALS		RPI 1-25		RPI 26-50		W-L RECORDS		RPI 51-100		RPI 101-150		RPI 150+											
3-4-2		0-1-0		0-1-0		OVERALL		0-0-1		0-1-1		3-1-0											
2-0-1		0-0-0		0-0-0		HOME		0-0-1		0-0-0		2-0-0											
1-4-1		0-1-0		0-1-0		AWAY		0-0-0		0-1-1		1-1-0											
0-0-0		0-0-0		0-0-0		NEUTRAL		0-0-0		0-0-0		0-0-0											
3-3-2		0-1-0		0-1-0		NON-CONFERENCE		0-0-1		0-1-1		3-0-0											
2-0-1		0-0-0		0-0-0		HOME		0-0-1		0-0-0		2-0-0											
1-3-1		0-1-0		0-0-		AWAY		0-0-0		0-1-1		1-0-0											
0-0-0		0-0-0		0-0-0		NEUTRAL		0-0-0		0-0-0		0-0-0											
0-1-0		0-0-0		0-0-0		CONFERENCE		0-0-0		0-0-0		0-1-0											
0-0-0		0-0-0		0-0-0		HOME		0-0-0		0-0-0		0-0-0											
0-1-0		0-0-0		0-0-0		AWAY		0-0-0		0-0-0		0-1-0											
0-0-0		0-0-0		0-0-0		NEUTRAL		0-0-0		0-0-0		0-0-0											
RPI	S	Opponent		Score		RPI	S	Opponent		Score		RPI	S	Opponent		Score							
5	A	Creighton		0	3	43	A	Xavier		0	3	84	H	Wright St.		1	1	122	A	Omaha	1	3	
																		150	A	Northern Ky.		1	1
																		156	A	Temple		0	2
																		173	A	IPFW		5	0
																		174	H	Cleveland St.		2	0
																		195	H	Eastern Ill.		1	0

Non-Div. I Games:

Cincinnati

Average RPI Win: 180		WON-LOST RECORD	WINNING PCT. RANK	LAST 10 GAMES	STRENGTH OF SCHEDULE	OPP. STRENGTH OF SCHEDULE	TEAM RPI	ADJ RPI	CONF. RPI	ADJ CONF. RPI	
Average RPI Loss: 107											
DIV. I ONLY		3-3-2	.5 100	3-3-2	164	186	153	.43704	152	18 18	
DIV. I NON-CONF.		3-3-2	.5 98	3-3-2	157	182	153	.43704	152	18 18	
<hr/>											
TOTALS		RPI 1-25		RPI 26-50		W-L RECORDS		RPI 51-100		RPI 101-150 RPI 150+	
3-3-2		0-0-0		0-0-0		OVERALL		0-2-1		1-0-1 2-1-0	
1-0-0		0-0-0		0-0-0		HOME		0-0-0		1-0-0 0-0-0	
2-3-2		0-0-0		0-0-0		AWAY		0-2-1		0-0-1 2-1-0	
0-0-0		0-0-0		0-0-0		NEUTRAL		0-0-0		0-0-0 0-0-0	
3-3-2		0-0-0		0-0-0		NON-CONFERENCE		0-2-1		1-0-1 2-1-0	
1-0-0		0-0-0		0-0-0		HOME		0-0-0		1-0-0 0-0-0	
2-3-2		0-0-0		0-0-		AWAY		0-2-1		0-0-1 2-1-0	
0-0-0		0-0-0		0-0-0		NEUTRAL		0-0-0		0-0-0 0-0-0	
0-0-0		0-0-0		0-0-0		CONFERENCE		0-0-0		0-0-0 0-0-0	
0-0-0		0-0-0		0-0-0		HOME		0-0-0		0-0-0 0-0-0	
0-0-0		0-0-0		0-0-0		AWAY		0-0-0		0-0-0 0-0-0	
0-0-0		0-0-0		0-0-0		NEUTRAL		0-0-0		0-0-0 0-0-0	
RPI	S	Opponent	Score	RPI	S	Opponent	Score	RPI	S	Opponent	Score
						81 A Delaware	2 6			129 A UConn	1 1
						82 A Boston U.	0 1			149 H Columbia	2 0
						93 A Boston College	1 1			158 A Albany (NY)	1 3
										189 A Fairleigh Dickinson	2 0
										203 A Yale	2 1
<hr/>											
LAST 10 GAMES											
						149 H Columbia	2 0			81 A Delaware	2 6
						129 A UConn	1 1			82 A Boston U.	0 1
						189 A Fairleigh Dickinson	2 0			93 A Boston College	1 1
						158 A Albany (NY)	1 3				
						203 A Yale	2 1				

Non-Div. I Games:

Iona

Average RPI Win: 143		WON-LOST RECORD	WINNING PCT. RANK	LAST 10 GAMES	STRENGTH OF SCHEDULE	OPP. STRENGTH OF SCHEDULE	TEAM RPI	ADJ RPI	CONF. RPI	ADJ CONF. RPI							
Average RPI Loss: 77																	
DIV. I ONLY		3-5-1	.38889 148	3-5-1	150	83	148	.43642 153	18	18							
DIV. I NON-CONF.		3-5-1	.38889 149	3-5-1	144	80	148	.43642 153	18	18							
<hr/>																	
TOTALS		RPI 1-25		RPI 26-50		W-L RECORDS		RPI 51-100		RPI 101-150	RPI 150+						
3-5-1		0-1-0		0-0-0		OVERALL		0-3-0		2-1-0		1-0-1					
1-1-0		0-0-0		0-0-0		HOME		0-1-0		1-0-0		0-0-0					
2-2-1		0-1-0		0-0-0		AWAY		0-1-0		1-0-0		1-0-1					
0-2-0		0-0-0		0-0-0		NEUTRAL		0-1-0		0-1-0		0-0-0					
3-5-1		0-1-0		0-0-0		NON-CONFERENCE		0-3-0		2-1-0		1-0-1					
1-1-0		0-0-0		0-0-0		HOME		0-1-0		1-0-0		0-0-0					
2-2-1		0-1-0		0-0-		AWAY		0-1-0		1-0-0		1-0-1					
0-2-0		0-0-0		0-0-0		NEUTRAL		0-1-0		0-1-0		0-0-0					
0-0-0		0-0-0		0-0-0		CONFERENCE		0-0-0		0-0-0		0-0-0					
0-0-0		0-0-0		0-0-0		HOME		0-0-0		0-0-0		0-0-0					
0-0-0		0-0-0		0-0-0		AWAY		0-0-0		0-0-0		0-0-0					
0-0-0		0-0-0		0-0-0		NEUTRAL		0-0-0		0-0-0		0-0-0					
RPI	S	Opponent		Score		RPI	S	Opponent		Score		RPI	S	Opponent		Score	
4	A	Syracuse		0 3								107	A	Colgate		2 1	
												137	N	Binghamton		0 2	
												142	H	Buffalo		2 1	
												169	A	Pittsburgh		1 1	
												181	A	St. Bonaventure		1 0	




M
e
r
c
e
r

Mercer

Drake

Drake

Temple

 Tie,  Loss,  Non-Conf, S Site, H Home, A Away, N Neutral Page 156

Average RPI Win: 109		WON-LOST RECORD	WINNING PCT. RANK		LAST 10 GAMES	STRENGTH OF SCHEDULE	OPP. STRENGTH OF SCHEDULE	TEAM RPI	ADJ RPI	CONF. RPI	ADJ CONF. RPI											
Average RPI Loss: 94																						
DIV. I ONLY		3-4-2	.44444	122	3-4-2	160	137	155	.43013	157	22	22										
DIV. I NON-CONF.		2-4-2	.375	152	2-4-2	162	111	159	.42824	160	22	22										
<hr/>																						
TOTALS		RPI 1-25		RPI 26-50		W-L RECORDS		RPI 51-100		RPI 101-150		RPI 150+										
3-4-2		0-0-0		0-1-0		OVERALL		1-2-0		1-0-1		1-1-1										
1-1-1		0-0-0		0-0-0		HOME		0-1-0		0-0-1		1-0-0										
1-3-1		0-0-0		0-1-0		AWAY		0-1-0		1-0-0		0-1-1										
1-0-0		0-0-0		0-0-0		NEUTRAL		1-0-0		0-0-0		0-0-0										
2-4-2		0-0-0		0-1-0		NON-CONFERENCE		1-2-0		1-0-1		0-1-1										
0-1-1		0-0-0		0-0-0		HOME		0-1-0		0-0-1		0-0-0										
1-3-1		0-0-0		0-0-		AWAY		0-1-0		1-0-0		0-1-1										
1-0-0		0-0-0		0-0-0		NEUTRAL		1-0-0		0-0-0		0-0-0										
1-0-0		0-0-0		0-0-0		CONFERENCE		0-0-0		0-0-0		1-0-0										
1-0-0		0-0-0		0-0-0		HOME		0-0-0		0-0-0		1-0-0										
0-0-0		0-0-0		0-0-0		AWAY		0-0-0		0-0-0		0-0-0										
0-0-0		0-0-0		0-0-0		NEUTRAL		0-0-0		0-0-0		0-0-0										
RPI	S	Opponent		Score		RPI	S	Opponent		Score		RPI	S	Opponent		Score						
						41	A	Duke	2	8			58	N	Elon	3	2	103	A	FIU	2	1
													73	H	Campbell	1	3	143	H	Loyola Maryland	1	1
													88	A	Lehigh	0	1	166	H	North Florida	6	0
																		172	A	La Salle	2	3
																		201	A	Fla. Atlantic	1	1
<hr/>																						
LAST 10 GAMES																						
						166	H	North Florida	6	0	172	A	La Salle	2	3							
						103	A	FIU	2	1	88	A	Lehigh	0	1							
						41	A	Duke	2	8	143	H	Loyola Maryland	1	1							
						58	N	Elon	3	2	73	H	Campbell	1	3							
											201	A	Fla. Atlantic	1	1							

Non-Div. I Games:

Stetson

Average RPI Win:	120	WON-LOST RECORD	WINNING PCT. RANK	LAST 10 GAMES	STRENGTH OF SCHEDULE	OPP. STRENGTH OF SCHEDULE	TEAM RPI	ADJ RPI	CONF. RPI	ADJ CONF. RPI	
Average RPI Loss:	112										
DIV. I ONLY	2-3-4	.44444	122	2-3-4	130	154	147	.43011	158	21	21
DIV. I NON-CONF.	2-3-4	.44444	129	2-3-4	131	150	147	.43011	159	21	21
<hr/>											
TOTALS	RPI 1-25	RPI 26-50		W-L RECORDS	RPI 51-100		RPI 101-150		RPI 150+		
2-3-4	0-0-0	0-0-0		OVERALL	1-1-0		0-1-2		1-1-2		
1-2-1	0-0-0	0-0-0		HOME	0-1-0		0-0-1		1-1-0		
1-1-2	0-0-0	0-0-0		AWAY	1-0-0		0-1-1		0-0-1		
0-0-1	0-0-0	0-0-0		NEUTRAL	0-0-0		0-0-0		0-0-1		
<hr/>											
2-3-4	0-0-0	0-0-0		NON-CONFERENCE	1-1-0		0-1-2		1-1-2		
1-2-1	0-0-0	0-0-0		HOME	0-1-0		0-0-1		1-1-0		
1-1-2	0-0-0	0-0-		AWAY	1-0-0		0-1-1		0-0-1		
0-0-1	0-0-0	0-0-0		NEUTRAL	0-0-0		0-0-0		0-0-1		
<hr/>											
0-0-0	0-0-0	0-0-0		CONFERENCE	0-0-0		0-0-0		0-0-0		
0-0-0	0-0-0	0-0-0		HOME	0-0-0		0-0-0		0-0-0		
0-0-0	0-0-0	0-0-0		AWAY	0-0-0		0-0-0		0-0-0		
0-0-0	0-0-0	0-0-0		NEUTRAL	0-0-0		0-0-0		0-0-0		
<hr/>											
RPI S	Opponent	Score	RPI S	Opponent	Score	RPI S	Opponent	Score	RPI S	Opponent	Score
						69 H	Monmouth	1 2	102 A	Villanova	0 1
						87 A	James Madison	3 1	107 H	Colgate	1 1
									140 A	Rhode Island	0 0
									152 H	Iona	3 1
									161 N	Appalachian St.	0 0
									165 H	Lafayette	0 1
									182 A	Hartwick	2 2
<hr/>											
			LAST 10 GAMES								
			140 A	Rhode Island	0 0	182 A	Hartwick	2 2			
			165 H	Lafayette	0 1	102 A	Villanova	0 1			
			87 A	James Madison	3 1	152 H	Iona	3 1			
			161 N	Appalachian St.	0 0	69 H	Monmouth	1 2			
						107 H	Colgate	1 1			

Non-Div. I Games:

Albany (NY)

Average RPI Win:	147	WON-LOST	WINNING	LAST 10	STRENGTH OF	OPP. STRENGTH	TEAM	ADJ	CONF.	ADJ CONF.	
Average RPI Loss:	79	RECORD	PCT. RANK	GAMES	SCHEDULE	OF SCHEDULE	RPI	RPI	RPI	RPI	
DIV. I ONLY	2-5-1	.3125	162	2-5-1	120	130	162	.42613	159	10	10
DIV. I NON-CONF.	2-5-1	.3125	164	2-5-1	120	127	163	.42613	161	10	10
<hr/>											
TOTALS	RPI 1-25	RPI 26-50		W-L RECORDS		RPI 51-100		RPI 101-150		RPI 150+	
2-5-1	0-0-0	0-2-0		OVERALL		0-1-0		1-2-0		1-0-1	
0-2-0	0-0-0	0-2-0		HOME		0-0-0		0-0-0		0-0-0	
0-2-0	0-0-0	0-0-0		AWAY		0-0-0		0-2-0		0-0-0	
2-1-1	0-0-0	0-0-0		NEUTRAL		0-1-0		1-0-0		1-0-1	
2-5-1	0-0-0	0-2-0		NON-CONFERENCE		0-1-0		1-2-0		1-0-1	
0-2-0	0-0-0	0-2-0		HOME		0-0-0		0-0-0		0-0-0	
0-2-0	0-0-0	0-0-		AWAY		0-0-0		0-2-0		0-0-0	
2-1-1	0-0-0	0-0-0		NEUTRAL		0-1-0		1-0-0		1-0-1	
0-0-0	0-0-0	0-0-0		CONFERENCE		0-0-0		0-0-0		0-0-0	
0-0-0	0-0-0	0-0-0		HOME		0-0-0		0-0-0		0-0-0	
0-0-0	0-0-0	0-0-0		AWAY		0-0-0		0-0-0		0-0-0	
0-0-0	0-0-0	0-0-0		NEUTRAL		0-0-0		0-0-0		0-0-0	
RPI	S	Opponent	Score	RPI	S	Opponent	Score	RPI	S	Opponent	Score
				32	H	UC Santa Barbara	1 2	90	N	Hartford	0 1
				33	H	Seattle	0 2				
								114	A	North Carolina St.	0 2
								127	A	Wofford	0 2
								128	N	Georgia St.	2 0
								166	N	North Florida	4 0
								183	N	UCF	1 1
<hr/>											
LAST 10 GAMES											
				127	A	Wofford	0 2	90	N	Hartford	0 1
				114	A	North Carolina St.	0 2	166	N	North Florida	4 0
				183	N	UCF	1 1	128	N	Georgia St.	2 0
								33	H	Seattle	0 2
								32	H	UC Santa Barbara	1 2

Non-Div. I Games:

Col. of Charleston

Average RPI Win: 169		WON-LOST RECORD	WINNING PCT. RANK		LAST 10 GAMES	STRENGTH OF SCHEDULE	OPP. STRENGTH OF SCHEDULE	TEAM RPI	ADJ RPI	CONF. RPI	ADJ CONF. RPI						
Average RPI Loss: 87																	
DIV. I ONLY		2-4-1	.35714	155	2-4-1	158	78	164	.4261	160	17	16					
DIV. I NON-CONF.		2-4-1	.35714	155	2-4-1	149	74	165	.4261	162	17	17					
<hr/>																	
TOTALS		RPI 1-25		RPI 26-50		W-L RECORDS		RPI 51-100		RPI 101-150		RPI 150+					
2-4-1		0-1-0		0-0-0		OVERALL		0-1-1		0-1-0		2-1-0					
2-2-0		0-0-0		0-0-0		HOME		0-0-0		0-1-0		2-1-0					
0-2-1		0-1-0		0-0-0		AWAY		0-1-1		0-0-0		0-0-0					
0-0-0		0-0-0		0-0-0		NEUTRAL		0-0-0		0-0-0		0-0-0					
2-4-1		0-1-0		0-0-0		NON-CONFERENCE		0-1-1		0-1-0		2-1-0					
2-2-0		0-0-0		0-0-0		HOME		0-0-0		0-1-0		2-1-0					
0-2-1		0-1-0		0-0-		AWAY		0-1-1		0-0-0		0-0-0					
0-0-0		0-0-0		0-0-0		NEUTRAL		0-0-0		0-0-0		0-0-0					
0-0-0		0-0-0		0-0-0		CONFERENCE		0-0-0		0-0-0		0-0-0					
0-0-0		0-0-0		0-0-0		HOME		0-0-0		0-0-0		0-0-0					
0-0-0		0-0-0		0-0-0		AWAY		0-0-0		0-0-0		0-0-0					
0-0-0		0-0-0		0-0-0		NEUTRAL		0-0-0		0-0-0		0-0-0					
RPI	S	Opponent		Score		RPI	S	Opponent		Score		RPI	S	Opponent		Score	
6	A	Saint Louis		0 2													
								65	A	Rutgers	0 1	122	H	Omaha	0 1		
								80	A	Missouri St.	2 2	155	H	Drake	0 1		
												167	H	SIUE	2 1		
												171	H	Central Ark.	1 0		
<hr/>																	
LAST 10 GAMES																	
						171	H	Central Ark.	1 0	80	A	Missouri St.	2 2				
						155	H	Drake	0 1	65	A	Rutgers	0 1				
						6	A	Saint Louis	0 2								
						122	H	Omaha	0 1								
						167	H	SIUE	2 1								

Average RPI Win: 188		WON-LOST RECORD		WINNING PCT. RANK		LAST 10 GAMES		STRENGTH OF SCHEDULE		OPP. STRENGTH OF SCHEDULE		TEAM RPI		ADJ RPI		CONF. RPI		ADJ CONF. RPI	
Average RPI Loss: 95																			
DIV. I ONLY		3-4-1		.4375 128		3-4-1		168		177		163		.42565 161		24		24	
DIV. I NON-CONF.		3-4-1		.4375 132		3-4-1		163		172		164		.42565 164		24		24	
TOTALS		RPI 1-25		RPI 26-50		W-L RECORDS		RPI 51-100		RPI 101-150		RPI 150+							
3-4-1		0-0-0		0-0-0		OVERALL		0-3-0		0-1-0		3-0-1							
1-1-0		0-0-0		0-0-0		HOME		0-1-0		0-0-0		1-0-0							
2-2-0		0-0-0		0-0-0		AWAY		0-1-0		0-1-0		2-0-0							
0-1-1		0-0-0		0-0-0		NEUTRAL		0-1-0		0-0-0		0-0-1							
3-4-1		0-0-0		0-0-0		NON-CONFERENCE		0-3-0		0-1-0		3-0-1							
1-1-0		0-0-0		0-0-0		HOME		0-1-0		0-0-0		1-0-0							
2-2-0		0-0-0		0-0-		AWAY		0-1-0		0-1-0		2-0-0							
0-1-1		0-0-0		0-0-0		NEUTRAL		0-1-0		0-0-0		0-0-1							
0-0-0		0-0-0		0-0-0		CONFERENCE		0-0-0		0-0-0		0-0-0							
0-0-0		0-0-0		0-0-0		HOME		0-0-0		0-0-0		0-0-0							
0-0-0		0-0-0		0-0-0		AWAY		0-0-0		0-0-0		0-0-0							
0-0-0		0-0-0		0-0-0		NEUTRAL		0-0-0		0-0-0		0-0-0							
RPI	S	Opponent		Score		RPI	S	Opponent		Score		RPI	S	Opponent		Score			
																</			

Non-Div. I Games:

Appalachian St.

Average RPI Win:	116	WON-LOST RECORD	WINNING PCT. RANK	LAST 10 GAMES	STRENGTH OF SCHEDULE	OPP. STRENGTH OF SCHEDULE	TEAM RPI	ADJ RPI	CONF. RPI	ADJ CONF. RPI	
Average RPI Loss:	126										
DIV. I ONLY	2-3-2	.42857	141	2-3-2	177	113	168	.42548	162	13	14
DIV. I NON-CONF.	2-3-2	.42857	141	2-3-2	174	110	168	.42548	165	12	12
<hr/>											
TOTALS	RPI 1-25	RPI 26-50		W-L RECORDS		RPI 51-100		RPI 101-150		RPI 150+	
2-3-2	0-0-0	0-0-0		OVERALL		1-0-0		0-2-1		1-1-1	
1-2-0	0-0-0	0-0-0		HOME		0-0-0		0-2-0		1-0-0	
1-1-2	0-0-0	0-0-0		AWAY		1-0-0		0-0-1		0-1-1	
0-0-0	0-0-0	0-0-0		NEUTRAL		0-0-0		0-0-0		0-0-0	
<hr/>											
2-3-2	0-0-0	0-0-0		NON-CONFERENCE		1-0-0		0-2-1		1-1-1	
1-2-0	0-0-0	0-0-0		HOME		0-0-0		0-2-0		1-0-0	
1-1-2	0-0-0	0-0-		AWAY		1-0-0		0-0-1		0-1-1	
0-0-0	0-0-0	0-0-0		NEUTRAL		0-0-0		0-0-0		0-0-0	
<hr/>											
0-0-0	0-0-0	0-0-0		CONFERENCE		0-0-0		0-0-0		0-0-0	
0-0-0	0-0-0	0-0-0		HOME		0-0-0		0-0-0		0-0-0	
0-0-0	0-0-0	0-0-0		AWAY		0-0-0		0-0-0		0-0-0	
0-0-0	0-0-0	0-0-0		NEUTRAL		0-0-0		0-0-0		0-0-0	
<hr/>											
RPI S	Opponent	Score	RPI S	Opponent	Score	RPI S	Opponent	Score	RPI S	Opponent	Score
						68 A	Western Ill.	1 0	105 H	Western Mich.	1 2
						110 A	Northern Ill.	2 2			
						119 H	DePaul	3 4			
						155 A	Drake	1 3			
						163 H	Grand Canyon	1 0			
						173 A	IPFW	0 0			
<hr/>											
LAST 10 GAMES											
119 H DePaul			3 4	173 A IPFW			0 0				
163 H Grand Canyon			1 0	105 H Western Mich.			1 2				
				110 A Northern Ill.			2 2				
				68 A Western Ill.			1 0				
				155 A Drake			1 3				

Non-Div. I Games: Viterbo 8 0

Green Bay

Average RPI Win: 182		WON-LOST RECORD		WINNING PCT. RANK		LAST 10 GAMES		STRENGTH OF SCHEDULE		OPP. STRENGTH OF SCHEDULE		TEAM RPI		ADJ RPI		CONF. RPI		ADJ CONF. RPI					
Average RPI Loss: 85																							
DIV. I ONLY		2-5-1		.3125 162		2-5-1		140		91		170		.42484 163		17		16					
DIV. I NON-CONF.		2-5-1		.3125 164		2-5-1		140		89		169		.42484 166		17		17					
TOTALS		RPI 1-25		RPI 26-50		W-L RECORDS		RPI 51-100		RPI 101-150		RPI 150+											
2-5-1		0-0-0		0-0-1		OVERALL		0-4-0		0-0-0		2-1-0											
1-2-0		0-0-0		0-0-0		HOME		0-2-0		0-0-0		1-0-0											
1-3-1		0-0-0		0-0-1		AWAY		0-2-0		0-0-0		1-1-0											
0-0-0		0-0-0		0-0-0		NEUTRAL		0-0-0		0-0-0		0-0-0											
2-5-1		0-0-0		0-0-1		NON-CONFERENCE		0-4-0		0-0-0		2-1-0											
1-2-0		0-0-0		0-0-0		HOME		0-2-0		0-0-0		1-0-0											
1-3-1		0-0-0		0-1-		AWAY		0-2-0		0-0-0		1-1-0											
0-0-0		0-0-0		0-0-0		NEUTRAL		0-0-0		0-0-0		0-0-0											
0-0-0		0-0-0		0-0-0		CONFERENCE		0-0-0		0-0-0		0-0-0											
0-0-0		0-0-0		0-0-0		HOME		0-0-0		0-0-0		0-0-0											
0-0-0		0-0-0		0-0-0		AWAY		0-0-0		0-0-0		0-0-0											
0-0-0		0-0-0		0-0-0		NEUTRAL		0-0-0		0-0-0		0-0-0											
RPI	S	Opponent		Score		RPI	S	Opponent		Score		RPI	S	Opponent		Score							
				46	A	UC Davis	1	1	52	H	Cal St. Fullerton	0	1	162	A	Green Bay	0	1					
									53	A	Loyola Marymount	0	4	175	A	Sacramento St.	1	0					
									76	A	Cal Poly	0	2	188	H	Pacific	3	2					
									84	H	Wright St.	2	3										
						LAST 10 GAMES																	
				52	H	Cal St. Fullerton	0	1	175	A	Sacramento St.	1	0										
				53	A	Loyola Marymount	0	4	84	H	Wright St.	2	3										
				46	A	UC Davis	1	1	76	A	Cal Poly	0	2										
									188	H	Pacific	3	2										
									162	A	Green Bay	0	1										

Non-Div. I Games:

Grand Canyon

Average RPI Win: 171		WON-LOST	WINNING	LAST 10	STRENGTH OF	OPP. STRENGTH	TEAM	ADJ	CONF.	ADJ CONF.	
Average RPI Loss: 96		RECORD	PCT. RANK	GAMES	SCHEDULE	OF SCHEDULE	RPI	RPI	RPI	RPI	
DIV. I ONLY		2-5-0	.28571 169	2-5-0	117	172	169	.4238 164	16	17	
DIV. I NON-CONF.		2-4-0	.33333 157	2-4-0	84	176	145	.44518 143	16	16	
<hr/>											
TOTALS		RPI 1-25	RPI 26-50		W-L RECORDS		RPI 51-100		RPI 101-150		RPI 150+
2-5-0		0-0-0	0-0-0		OVERALL		0-4-0		1-0-0		1-1-0
1-1-0		0-0-0	0-0-0		HOME		0-1-0		1-0-0		0-0-0
1-4-0		0-0-0	0-0-0		AWAY		0-3-0		0-0-0		1-1-0
0-0-0		0-0-0	0-0-0		NEUTRAL		0-0-0		0-0-0		0-0-0
2-4-0		0-0-0	0-0-0		NON-CONFERENCE		0-4-0		1-0-0		1-0-0
1-1-0		0-0-0	0-0-0		HOME		0-1-0		1-0-0		0-0-0
1-3-0		0-0-0	0-0-		AWAY		0-3-0		0-0-0		1-0-0
0-0-0		0-0-0	0-0-0		NEUTRAL		0-0-0		0-0-0		0-0-0
0-1-0		0-0-0	0-0-0		CONFERENCE		0-0-0		0-0-0		0-1-0
0-0-0		0-0-0	0-0-0		HOME		0-0-0		0-0-0		0-0-0
0-1-0		0-0-0	0-0-0		AWAY		0-0-0		0-0-0		0-1-0
0-0-0		0-0-0	0-0-0		NEUTRAL		0-0-0		0-0-0		0-0-0
RPI	S	Opponent	Score	RPI	S	Opponent	Score	RPI	S	Opponent	Score
						54 A Butler	0 1	150 H Northern Ky.		2 0	
						67 H Dayton	0 5	173 A IPFW		0 4	
						84 A Wright St.	2 3	192 A Houston Baptist		3 1	
						100 A Bowling Green	0 2				
<hr/>											
LAST 10 GAMES											
						173 A IPFW	0 4	54 A Butler		0 1	
						150 H Northern Ky.	2 0	100 A Bowling Green		0 2	
						67 H Dayton	0 5				
						192 A Houston Baptist	3 1				
						84 A Wright St.	2 3				

Non-Div. I Games:

IUPUI

Average RPI Win:	160	WON-LOST	WINNING	LAST 10	STRENGTH OF	OPP. STRENGTH	TEAM	ADJ	CONF.	ADJ CONF.		
Average RPI Loss:	89	RECORD	PCT. RANK	GAMES	SCHEDULE	OF SCHEDULE	RPI	RPI	RPI	RPI		
DIV. I ONLY		3-4-2	.44444	122	3-4-2	163	155	160	.42267	165	11	11
DIV. I NON-CONF.		3-3-2	.5	98	3-3-2	170	153	166	.41844	168	11	11
<hr/>												
TOTALS	RPI 1-25	RPI 26-50		W-L RECORDS		RPI 51-100		RPI 101-150		RPI 150+		
3-4-2	0-0-0	0-1-0		OVERALL		0-1-0		1-2-0		2-0-2		
1-1-1	0-0-0	0-0-0		HOME		0-0-0		0-1-0		1-0-1		
2-3-1	0-0-0	0-1-0		AWAY		0-1-0		1-1-0		1-0-1		
0-0-0	0-0-0	0-0-0		NEUTRAL		0-0-0		0-0-0		0-0-0		
3-3-2	0-0-0	0-1-0		NON-CONFERENCE		0-1-0		1-1-0		2-0-2		
1-0-1	0-0-0	0-0-0		HOME		0-0-0		0-0-0		1-0-1		
2-3-1	0-0-0	0-0-		AWAY		0-1-0		1-1-0		1-0-1		
0-0-0	0-0-0	0-0-0		NEUTRAL		0-0-0		0-0-0		0-0-0		
0-1-0	0-0-0	0-0-0		CONFERENCE		0-0-0		0-1-0		0-0-0		
0-1-0	0-0-0	0-0-0		HOME		0-0-0		0-1-0		0-0-0		
0-0-0	0-0-0	0-0-0		AWAY		0-0-0		0-0-0		0-0-0		
0-0-0	0-0-0	0-0-0		NEUTRAL		0-0-0		0-0-0		0-0-0		
RPI	S	Opponent	Score	RPI	S	Opponent	Score	RPI	S	Opponent	Score	
				42	A	Cornell	0 1	65	A	Rutgers	1 2	
										107	H Colgate	1 2
										137	A Binghamton	1 0
										141	A Fordham	1 2
										158	A Albany (NY)	1 0
										169	A Pittsburgh	0 0
										170	H St. Francis Brooklyn	2 2
										186	H Saint Peter's	1 0
				LAST 10 GAMES								
				169	A	Pittsburgh	0 0	107	H	Colgate	1 2	
				170	H	St. Francis Brooklyn	2 2	158	A	Albany (NY)	1 0	
				42	A	Cornell	0 1	137	A	Binghamton	1 0	
				141	A	Fordham	1 2	186	H	Saint Peter's	1 0	
				65	A	Rutgers	1 2					

Non-Div. I Games:

Lafayette

Average RPI Win: 163		WON-LOST RECORD		WINNING PCT. RANK		LAST 10 GAMES		STRENGTH OF SCHEDULE		OPP. STRENGTH OF SCHEDULE		TEAM RPI		ADJ RPI		CONF. RPI		ADJ CONF. RPI	
DIV. I ONLY		3-4-0		.42857 141		3-4-0		181		169		165		.42256 166		22		22	
DIV. I NON-CONF.		3-3-0		.5 98		3-3-0		172		151		161		.43087 158		22		22	
TOTALS		RPI 1-25		RPI 26-50		W-L RECORDS		RPI 51-100		RPI 101-150		RPI 150+							
3-4-0		0-1-0		0-0-0		OVERALL		0-0-0		1-1-0		2-2-0							
2-0-0		0-0-0		0-0-0		HOME		0-0-0		1-0-0		1-0-0							
1-3-0		0-1-0		0-0-0		AWAY		0-0-0		0-1-0		1-1-0							
0-1-0		0-0-0		0-0-0		NEUTRAL		0-0-0		0-0-0		0-1-0							
3-3-0		0-1-0		0-0-0		NON-CONFERENCE		0-0-0		1-1-0		2-1-0							
2-0-0		0-0-0		0-0-0		HOME		0-0-0		1-0-0		1-0-0							
1-2-0		0-1-0		0-0-		AWAY		0-0-0		0-1-0		1-0-0							
0-1-0		0-0-0		0-0-0		NEUTRAL		0-0-0		0-0-0		0-1-0							
0-1-0		0-0-0		0-0-0		CONFERENCE		0-0-0		0-0-0		0-1-0							
0-0-0		0-0-0		0-0-0		HOME		0-0-0		0-0-0		0-0-0							
0-1-0		0-0-0		0-0-0		AWAY		0-0-0		0-0-0		0-1-0							
0-0-0		0-0-0		0-0-0		NEUTRAL		0-0-0		0-0-0		0-0-0							
RPI	S	Opponent		Score		RPI	S	Opponent		Score		RPI	S	Opponent		Score			
18	A	Furman		1	2							106	H	NJIT		3	1		
												128	A	Georgia St.		1	4		
												157	A	Stetson		0	6		
												159	N	Col. of Charleston		0	4		
												183	A	UCF		1	0		
												201	H	Fla. Atlantic		5	2		
						LAST 10 GAMES													
		18 A Furman		1	2			157 A Stetson		0	6								
		106 H NJIT		3	1			183 A UCF		1	0								
		201 H Fla. Atlantic		5	2			128 A Georgia St.		1	4								
								159 N Col. of Charleston		0	4								

Non-Div. I Games:

North Florida

S
I
U
E

SIUE

Average RPI Win:	134	WON-LOST	WINNING	LAST 10	STRENGTH OF	OPP. STRENGTH	TEAM	ADJ	CONF.	ADJ CONF.	
Average RPI Loss:	150	RECORD	PCT. RANK	GAMES	SCHEDULE	OF SCHEDULE	RPI	RPI	RPI	RPI	
DIV. I ONLY		2-3-2	.42857 141	2-3-2	156	149	159	.42178 168	6	6	
DIV. I NON-CONF.		1-3-2	.33333 157	1-3-2	173	135	171	.41182 171	6	6	
<hr/>											
TOTALS	RPI 1-25	RPI 26-50		W-L RECORDS	RPI 51-100		RPI 101-150		RPI 150+		
2-3-2	0-0-0	0-0-0		OVERALL	0-0-2		2-1-0		0-2-0		
0-2-2	0-0-0	0-0-0		HOME	0-0-2		0-0-0		0-2-0		
2-0-0	0-0-0	0-0-0		AWAY	0-0-0		2-0-0		0-0-0		
0-1-0	0-0-0	0-0-0		NEUTRAL	0-0-0		0-1-0		0-0-0		
1-3-2	0-0-0	0-0-0		NON-CONFERENCE	0-0-2		1-1-0		0-2-0		
0-2-2	0-0-0	0-0-0		HOME	0-0-2		0-0-0		0-2-0		
1-0-0	0-0-0	0-0-		AWAY	0-0-0		1-0-0		0-0-0		
0-1-0	0-0-0	0-0-0		NEUTRAL	0-0-0		0-1-0		0-0-0		
1-0-0	0-0-0	0-0-0		CONFERENCE	0-0-0		1-0-0		0-0-0		
0-0-0	0-0-0	0-0-0		HOME	0-0-0		0-0-0		0-0-0		
1-0-0	0-0-0	0-0-0		AWAY	0-0-0		1-0-0		0-0-0		
0-0-0	0-0-0	0-0-0		NEUTRAL	0-0-0		0-0-0		0-0-0		
RPI	S	Opponent	Score	RPI	S	Opponent	Score	RPI	S	Opponent	Score
						56 H Duquesne	0 0			116 N Bradley	0 4
						97 H Liberty	2 2			123 A South Carolina	1 0
										144 A Evansville	1 0
										161 H Appalachian St.	0 2
										174 H Cleveland St.	0 2
											</

Non-Div. I Games:

Marshall

[illegible]

Non-Div. I Games:

Pittsburgh

Average RPI Win:	159	WON-LOST	WINNING	LAST 10	STRENGTH OF	OPP. STRENGTH	TEAM	ADJ	CONF.	ADJ CONF.			
Average RPI Loss:	130	RECORD	PCT. RANK	GAMES	SCHEDULE	OF SCHEDULE	RPI	RPI	RPI	RPI			
DIV. I ONLY	4-4-1	.5	100	4-4-1	187	174	161	.4184	170	23	23		
DIV. I NON-CONF.	4-4-1	.5	98	4-4-1	185	169	162	.4184	169	23	23		
<hr/>													
TOTALS	RPI 1-25	RPI 26-50		W-L RECORDS		RPI 51-100		RPI 101-150		RPI 150+			
4-4-1	0-0-0	0-0-0		OVERALL		0-2-0		2-0-0		2-2-1			
2-1-0	0-0-0	0-0-0		HOME		0-0-0		1-0-0		1-1-0			
2-2-1	0-0-0	0-0-0		AWAY		0-2-0		1-0-0		1-0-1			
0-1-0	0-0-0	0-0-0		NEUTRAL		0-0-0		0-0-0		0-1-0			
<hr/>													
4-4-1	0-0-0	0-0-0		NON-CONFERENCE		0-2-0		2-0-0		2-2-1			
2-1-0	0-0-0	0-0-0		HOME		0-0-0		1-0-0		1-1-0			
2-2-1	0-0-0	0-0-		AWAY		0-2-0		1-0-0		1-0-1			
0-1-0	0-0-0	0-0-0		NEUTRAL		0-0-0		0-0-0		0-1-0			
<hr/>													
0-0-0	0-0-0	0-0-0		CONFERENCE		0-0-0		0-0-0		0-0-0			
0-0-0	0-0-0	0-0-0		HOME		0-0-0		0-0-0		0-0-0			
0-0-0	0-0-0	0-0-0		AWAY		0-0-0		0-0-0		0-0-0			
0-0-0	0-0-0	0-0-0		NEUTRAL		0-0-0		0-0-0		0-0-0			
<hr/>													
RPI	S	Opponent	Score	RPI	S	Opponent	Score	RPI	S	Opponent	Score		
				63 A Vermont				1	2	117 A Army		2	0
				79 A Saint Joseph's				0	1	134 H Rider		2	0
										165 A Lafayette		2	2
										186 A Saint Peter's		2	0
										187 N UMass Lowell		1	3
										190 H Manhattan		0	1
										199 H Howard		3	0
				LAST 10 GAMES									
165 A Lafayette				2	2	134 H Rider				2	0		
63 A Vermont				1	2	186 A Saint Peter's				2	0		
187 N UMass Lowell				1	3	117 A Army				2	0		
190 H Manhattan				0	1	199 H Howard				3	0		
79 A Saint Joseph's				0	1								

Average RPI Win: 196		WON-LOST	WINNING	LAST 10	STRENGTH OF		OPP. STRENGTH	TEAM	ADJ		CONF.	ADJ CONF.		
Average RPI Loss: 69		RECORD	PCT. RANK	GAMES	SCHEDULE		OF SCHEDULE	RPI	RPI		RPI	RPI		
DIV. I ONLY		2-5-0	.28571 169	2-5-0	146		118	175	.41533 171		15	15		
DIV. I NON-CONF.		2-4-0	.33333 157	2-4-0	158		120	175	.40446 175		15	15		
<hr/>														
TOTALS		RPI 1-25	RPI 26-50		W-L RECORDS		RPI 51-100		RPI 101-150		RPI 150+			
2-5-0		0-1-0	0-1-0		OVERALL		0-2-0		0-0-0		2-1-0			
2-1-0		0-0-0	0-0-0		HOME		0-1-0		0-0-0		2-0-0			
0-4-0		0-1-0	0-1-0		AWAY		0-1-0		0-0-0		0-1-0			
0-0-0		0-0-0	0-0-0		NEUTRAL		0-0-0		0-0-0		0-0-0			
2-4-0		0-1-0	0-1-0		NON-CONFERENCE		0-1-0		0-0-0		2-1-0			
2-0-0		0-0-0	0-0-0		HOME		0-0-0		0-0-0		2-0-0			
0-4-0		0-1-0	0-0-		AWAY		0-1-0		0-0-0		0-1-0			
0-0-0		0-0-0	0-0-0		NEUTRAL		0-0-0		0-0-0		0-0-0			
0-1-0		0-0-0	0-0-0		CONFERENCE		0-1-0		0-0-0		0-0-0			
0-1-0		0-0-0	0-0-0		HOME		0-1-0		0-0-0		0-0-0			
0-0-0		0-0-0	0-0-0		AWAY		0-0-0		0-0-0		0-0-0			
0-0-0		0-0-0	0-0-0		NEUTRAL		0-0-0		0-0-0		0-0-0			
RPI	S	Opponent	Score		RPI	S	Opponent	Score		RPI	S	Opponent	Score	
6	A	Saint Louis	0	2	37	A	St. Mary's (CA)	1	3	61	A	San Francisco	0	2
										80	H	Missouri St.	0	1
										160	A	UMKC	0	1
										195	H	Eastern Ill.	2	0
										196	H	Incarnate Word	2	1
<hr/>														
LAST 10 GAMES														
			195	H	Eastern Ill.	2	0	6	A	Saint Louis	0	2		
			196	H	Incarnate Word	2	1	160	A	UMKC	0	1		
								80	H	Missouri St.	0	1		
								61	A	San Francisco	0	2		
								37	A	St. Mary's (CA)	1	3		

Non-Div. I Games:

Central Ark.

Average RPI Win: 159		WON-LOST RECORD		WINNING PCT. RANK		LAST 10 GAMES		STRENGTH OF SCHEDULE		OPP. STRENGTH OF SCHEDULE		TEAM RPI		ADJ RPI		CONF. RPI		ADJ CONF. RPI	
DIV. I ONLY		3-4-1		.4375 128		3-4-1		170		182		167		.41494 172		7		7	
DIV. I NON-CONF.		3-4-1		.4375 132		3-4-1		165		177		167		.41494 170		7		7	
TOTALS		RPI 1-25		RPI 26-50		W-L RECORDS		RPI 51-100		RPI 101-150		RPI 150+							
3-4-1		0-0-0		0-0-0		OVERALL		0-2-0		1-1-0		2-1-1							
2-0-1		0-0-0		0-0-0		HOME		0-0-0		1-0-0		1-0-1							
1-3-0		0-0-0		0-0-0		AWAY		0-2-0		0-1-0		1-0-0							
0-1-0		0-0-0		0-0-0		NEUTRAL		0-0-0		0-0-0		0-1-0							
3-4-1		0-0-0		0-0-0		NON-CONFERENCE		0-2-0		1-1-0		2-1-1							
2-0-1		0-0-0		0-0-0		HOME		0-0-0		1-0-0		1-0-1							
1-3-0		0-0-0		0-0-		AWAY		0-2-0		0-1-0		1-0-0							
0-1-0		0-0-0		0-0-0		NEUTRAL		0-0-0		0-0-0		0-1-0							
0-0-0		0-0-0		0-0-0		CONFERENCE		0-0-0		0-0-0		0-0-0							
0-0-0		0-0-0		0-0-0		HOME		0-0-0		0-0-0		0-0-0							
0-0-0		0-0-0		0-0-0		AWAY		0-0-0		0-0-0		0-0-0							
0-0-0		0-0-0		0-0-0		NEUTRAL		0-0-0		0-0-0		0-0-0							
RPI	S	Opponent		Score	RPI	S	Opponent		Score	RPI	S	Opponent		Score					
					63 A Vermont 1 2					131 H Bucknell 1 0									
					71 A Siena 0 1					143 A Loyola Maryland 0 1									
										156 H Temple 2 2									
										157 H Stetson 3 2									
										187 N UMass Lowell 0 2									
										190 A Manhattan 1 0									
					LAST 10 GAMES														
					190 A Manhattan 1 0					143 A Loyola Maryland 0 1									
					131 H Bucknell 1 0					156 H Temple 2 2									
					157 H Stetson 3 2					187 N UMass Lowell 0 2									
					63 A Vermont 1 2														
					71 A Siena 0 1														

Non-Div. I Games:

La Salle

Average RPI Win: 164		WON-LOST	WINNING	LAST 10	STRENGTH OF	OPP. STRENGTH	TEAM	ADJ	CONF.	ADJ CONF.		
Average RPI Loss: 104		RECORD	PCT. RANK	GAMES	SCHEDULE	OF SCHEDULE	RPI	RPI	RPI	RPI		
DIV. I ONLY		1-3-3	.35714	155	1-3-3	101	189	166	.41395	173	16	17
DIV. I NON-CONF.		0-3-3	.25	173	0-3-3	72	192	151	.42609	163	16	16
<hr/>												
TOTALS		RPI 1-25		RPI 26-50		W-L RECORDS		RPI 51-100		RPI 101-150		RPI 150+
1-3-3		0-0-0		0-0-0		OVERALL		0-2-0		0-0-2		1-1-1
1-1-2		0-0-0		0-0-0		HOME		0-0-0		0-0-1		1-1-1
0-1-1		0-0-0		0-0-0		AWAY		0-1-0		0-0-1		0-0-0
0-1-0		0-0-0		0-0-0		NEUTRAL		0-1-0		0-0-0		0-0-0
0-3-3		0-0-0		0-0-0		NON-CONFERENCE		0-2-0		0-0-2		0-1-1
0-1-2		0-0-0		0-0-0		HOME		0-0-0		0-0-1		0-1-1
0-1-1		0-0-0		0-0-		AWAY		0-1-0		0-0-1		0-0-0
0-1-0		0-0-0		0-0-0		NEUTRAL		0-1-0		0-0-0		0-0-0
1-0-0		0-0-0		0-0-0		CONFERENCE		0-0-0		0-0-0		1-0-0
1-0-0		0-0-0		0-0-0		HOME		0-0-0		0-0-0		1-0-0
0-0-0		0-0-0		0-0-0		AWAY		0-0-0		0-0-0		0-0-0
0-0-0		0-0-0		0-0-0		NEUTRAL		0-0-0		0-0-0		0-0-0
RPI	S	Opponent		Score		RPI	S	Opponent		Score		
						</						

Average RPI Win: 146		WON-LOST	WINNING	LAST 10	STRENGTH OF		OPP. STRENGTH	TEAM	ADJ		CONF.	ADJ CONF.						
Average RPI Loss: 112		RECORD	PCT. RANK	GAMES	SCHEDULE		OF SCHEDULE	RPI	RPI		RPI	RPI						
DIV. I ONLY		2-5-0	.28571	169	2-5-0		132	158	173	.4113	174	13	14					
DIV. I NON-CONF.		1-5-0	.16667	185	1-5-0		128	165	172	.41162	172	12	12					

TOTALS		RPI 1-25		RPI 26-50		W-L RECORDS		RPI 51-100		RPI 101-150		RPI 150+						
2-5-0		0-0-0		0-1-0		OVERALL		0-1-0		1-1-0		1-2-0						
0-0-0		0-0-0		0-0-0		HOME		0-0-0		0-0-0		0-0-0						
2-5-0		0-0-0		0-1-0		AWAY		0-1-0		1-1-0		1-2-0						
0-0-0		0-0-0		0-0-0		NEUTRAL		0-0-0		0-0-0		0-0-0						
1-5-0		0-0-0		0-1-0		NON-CONFERENCE		0-1-0		0-1-0		1-2-0						
0-0-0		0-0-0		0-0-0		HOME		0-0-0		0-0-0		0-0-0						
1-5-0		0-0-0		0-0-		AWAY		0-1-0		0-1-0		1-2-0						
0-0-0		0-0-0		0-0-0		NEUTRAL		0-0-0		0-0-0		0-0-0						
1-0-0		0-0-0		0-0-0		CONFERENCE		0-0-0		1-0-0		0-0-0						
0-0-0		0-0-0		0-0-0		HOME		0-0-0		0-0-0		0-0-0						
1-0-0		0-0-0		0-0-0		AWAY		0-0-0		1-0-0		0-0-0						
0-0-0		0-0-0		0-0-0		NEUTRAL		0-0-0		0-0-0		0-0-0						
RPI	S	Opponent		Score		RPI	S	Opponent		Score		RPI	S	Opponent		Score		
				26	A	California	1	6	95	A	Wake Forest	1	4	114	A	North Carolina St.	0	4
														124	A	Milwaukee	3	1
														151	A	Cincinnati	0	2
														168	A	Marshall	2	0
														175	A	Sacramento St.	0	2
LAST 10 GAMES																		
				26	A	California	1	6	124	A	Milwaukee	3	1					
				95	A	Wake Forest	1	4	151	A	Cincinnati	0	2					
				114	A	North Carolina St.	0	4	175	A	Sacramento St.	0	2					
				168	A	Marshall	2	0										

Non-Div. I Games: Salem Int'l 3 2

Cleveland St.

Average RPI Win: 176		WON-LOST	WINNING	LAST 10	STRENGTH OF		OPP. STRENGTH	TEAM	ADJ	CONF.	ADJ CONF.
Average RPI Loss: 104		RECORD	PCT. RANK	GAMES	SCHEDULE		OF SCHEDULE	RPI	RPI	RPI	RPI
DIV. I ONLY		2-5-2	.33333	157	2-5-2		152	129	174	.40993	175
DIV. I NON-CONF.		2-5-2	.33333	157	2-5-2		146	126	173	.40993	173
TOTALS		RPI 1-25	RPI 26-50		W-L RECORDS		RPI 51-100		RPI 101-150		RPI 150+
2-5-2		0-0-0	0-0-1		OVERALL		0-3-1		0-0-0		2-2-0
2-3-2		0-0-0	0-0-1		HOME		0-2-1		0-0-0		2-1-0
0-2-0		0-0-0	0-0-0		AWAY		0-1-0		0-0-0		0-1-0
0-0-0		0-0-0	0-0-0		NEUTRAL		0-0-0		0-0-0		0-0-0
2-5-2		0-0-0	0-0-1		NON-CONFERENCE		0-3-1		0-0-0		2-2-0
2-3-2		0-0-0	0-0-1		HOME		0-2-1		0-0-0		2-1-0
0-2-0		0-0-0	0-0-		AWAY		0-1-0		0-0-0		0-1-0
0-0-0		0-0-0	0-0-0		NEUTRAL		0-0-0		0-0-0		0-0-0
0-0-0		0-0-0	0-0-0		CONFERENCE		0-0-0		0-0-0		0-0-0
0-0-0		0-0-0	0-0-0		HOME		0-0-0		0-0-0		0-0-0
0-0-0		0-0-0	0-0-0		AWAY		0-0-0		0-0-0		0-0-0
0-0-0		0-0-0	0-0-0		NEUTRAL		0-0-0		0-0-0		0-0-0
RPI S	Opponent	Score	RPI S	Opponent	Score	RPI S	Opponent	Score	RPI S	Opponent	Score
			37 H	St. Mary's (CA)	1 1	53 H	Loyola Marymount	0 3	156 A	Temple	0 3
						62 H	Air Force	0 1	163 H	Grand Canyon	0 1
						78 H	San Diego	3 3	174 H	Cleveland St.	2 0
						85 A	Bakersfield	0 5	178 H	San Jose St.	2 1
LAST 10 GAMES											
			85 A	Bakersfield	0 5	37 H	St. Mary's (CA)	1 1			
			53 H	Loyola Marymount	0 3	62 H	Air Force	0 1			
			78 H	San Diego	3 3	163 H	Grand Canyon	0 1			
			156 A	Temple	0 3	174 H	Cleveland St.	2 0			
						178 H	San Jose St.	2 1			

Non-Div. I Games:

Sacramento St.

[illegible]

Non-Div. I Games:

Oakland

[illegible]

Non-Div. I Games:

Ga. Southern

Average RPI Win:	187	WON-LOST	WINNING	LAST 10	STRENGTH OF	OPP. STRENGTH	TEAM	ADJ	CONF.	ADJ CONF.	
Average RPI Loss:	79	RECORD	PCT. RANK	GAMES	SCHEDULE	OF SCHEDULE	RPI	RPI	RPI	RPI	
DIV. I ONLY	2-6-0	.25	176	2-6-0	167	94	180	.39472	178	17	16
DIV. I NON-CONF.	2-6-0	.25	173	2-6-0	161	93	179	.39472	177	17	17
<hr/>											
TOTALS	RPI 1-25	RPI 26-50		W-L RECORDS		RPI 51-100		RPI 101-150		RPI 150+	
2-6-0	0-1-0	0-1-0		OVERALL		0-2-0		0-1-0		2-1-0	
2-1-0	0-0-0	0-0-0		HOME		0-1-0		0-0-0		2-0-0	
0-4-0	0-1-0	0-1-0		AWAY		0-0-0		0-1-0		0-1-0	
0-1-0	0-0-0	0-0-0		NEUTRAL		0-1-0		0-0-0		0-0-0	
2-6-0	0-1-0	0-1-0		NON-CONFERENCE		0-2-0		0-1-0		2-1-0	
2-1-0	0-0-0	0-0-0		HOME		0-1-0		0-0-0		2-0-0	
0-4-0	0-1-0	0-0-		AWAY		0-0-0		0-1-0		0-1-0	
0-1-0	0-0-0	0-0-0		NEUTRAL		0-1-0		0-0-0		0-0-0	
0-0-0	0-0-0	0-0-0		CONFERENCE		0-0-0		0-0-0		0-0-0	
0-0-0	0-0-0	0-0-0		HOME		0-0-0		0-0-0		0-0-0	
0-0-0	0-0-0	0-0-0		AWAY		0-0-0		0-0-0		0-0-0	
0-0-0	0-0-0	0-0-0		NEUTRAL		0-0-0		0-0-0		0-0-0	
<hr/>											
RPI S	Opponent	Score		RPI S	Opponent	Score		RPI S	Opponent	Score	
19 A	Stanford	0	2	37 A	St. Mary's (CA)	1	2	61 H	San Francisco	0	3
								68 N	Western Ill.	0	1
								116 A	Bradley	2	3
								175 A	Sacramento St.	1	2
								185 H	Massachusetts	4	1
								188 H	Pacific	4	0
<hr/>											
LAST 10 GAMES											
19 A	Stanford	0	2	61 H	San Francisco	0	3				
185 H	Massachusetts	4	1	37 A	St. Mary's (CA)	1	2				
68 N	Western Ill.	0	1	188 H	Pacific	4	0				
116 A	Bradley	2	3	175 A	Sacramento St.	1	2				

Non-Div. I Games:

San Jose St.

[illegible]

Non-Div. I Games:

UNC Greensboro

Average RPI Win:	199	WON-LOST RECORD	WINNING PCT. RANK	LAST 10 GAMES	STRENGTH OF SCHEDULE	OPP. STRENGTH OF SCHEDULE	TEAM RPI	ADJ RPI	CONF. RPI	ADJ CONF. RPI	
DIV. I ONLY		1-7-0	.125 194	1-7-0	68	194	179	.39078 180	23	23	
DIV. I NON-CONF.		1-7-0	.125 193	1-7-0	67	193	177	.39078 179	23	23	

TOTALS	RPI 1-25	RPI 26-50		W-L RECORDS		RPI 51-100		RPI 101-150		RPI 150+	
1-7-0	0-0-0	0-1-0		OVERALL		0-2-0		0-4-0		1-0-0	
0-4-0	0-0-0	0-1-0		HOME		0-1-0		0-2-0		0-0-0	
1-3-0	0-0-0	0-0-0		AWAY		0-1-0		0-2-0		1-0-0	
0-0-0	0-0-0	0-0-0		NEUTRAL		0-0-0		0-0-0		0-0-0	
1-7-0	0-0-0	0-1-0		NON-CONFERENCE		0-2-0		0-4-0		1-0-0	
0-4-0	0-0-0	0-1-0		HOME		0-1-0		0-2-0		0-0-0	
1-3-0	0-0-0	0-0-		AWAY		0-1-0		0-2-0		1-0-0	
0-0-0	0-0-0	0-0-0		NEUTRAL		0-0-0		0-0-0		0-0-0	
0-0-0	0-0-0	0-0-0		CONFERENCE		0-0-0		0-0-0		0-0-0	
0-0-0	0-0-0	0-0-0		HOME		0-0-0		0-0-0		0-0-0	
0-0-0	0-0-0	0-0-0		AWAY		0-0-0		0-0-0		0-0-0	
0-0-0	0-0-0	0-0-0		NEUTRAL		0-0-0		0-0-0		0-0-0	
RPI S	Opponent	Score	RPI S	Opponent	Score	RPI S	Opponent	Score	RPI S	Opponent	Score
			49 H	George Mason	0 1	79 H	Saint Joseph's	3 4	106 A	NJIT	1 3
						81 A	Delaware	0 2	134 H	Rider	2 5
									148 A	UMBC	0 4
									149 H	Columbia	2 3
									199 A	Howard	4 1

LAST 10 GAMES											
			199 A	Howard	4 1	149 H	Columbia	2 3			
			49 H	George Mason	0 1	134 H	Rider	2 5			
			106 A	NJIT	1 3	79 H	Saint Joseph's	3 4			
						81 A	Delaware	0 2			
						148 A	UMBC	0 4			

Non-Div. I Games:

LIU Brooklyn

[illegible]

Non-Div. I Games:

St. Bonaventure

Average RPI Win:	0	WON-LOST	WINNING	LAST 10	STRENGTH OF	OPP. STRENGTH	TEAM	ADJ	CONF.	ADJ CONF.		
Average RPI Loss:	96	RECORD	PCT. RANK	GAMES	SCHEDULE	OF SCHEDULE	RPI	RPI	RPI	RPI		
DIV. I ONLY		0-6-3	.16667	186	0-6-3	58	197	178	.38757	182	24	24
DIV. I NON-CONF.		0-6-3	.16667	185	0-6-3	54	194	176	.38757	181	24	24
<hr/>												
TOTALS	RPI 1-25	RPI 26-50		W-L RECORDS		RPI 51-100		RPI 101-150		RPI 150+		
0-6-3	0-0-0	0-3-0		OVERALL		0-0-0		0-2-1		0-1-2		
0-1-2	0-0-0	0-0-0		HOME		0-0-0		0-0-0		0-1-2		
0-5-1	0-0-0	0-3-0		AWAY		0-0-0		0-2-1		0-0-0		
0-0-0	0-0-0	0-0-0		NEUTRAL		0-0-0		0-0-0		0-0-0		
<hr/>												
0-6-3	0-0-0	0-3-0		NON-CONFERENCE		0-0-0		0-2-1		0-1-2		
0-1-2	0-0-0	0-0-0		HOME		0-0-0		0-0-0		0-1-2		
0-5-1	0-0-0	0-0-		AWAY		0-0-0		0-2-1		0-0-0		
0-0-0	0-0-0	0-0-0		NEUTRAL		0-0-0		0-0-0		0-0-0		
<hr/>												
0-0-0	0-0-0	0-0-0		CONFERENCE		0-0-0		0-0-0		0-0-0		
0-0-0	0-0-0	0-0-0		HOME		0-0-0		0-0-0		0-0-0		
0-0-0	0-0-0	0-0-0		AWAY		0-0-0		0-0-0		0-0-0		
0-0-0	0-0-0	0-0-0		NEUTRAL		0-0-0		0-0-0		0-0-0		
<hr/>												
RPI S	Opponent	Score	RPI S	Opponent	Score	RPI S	Opponent	Score	RPI S	Opponent	Score	
			30 A	American	1 3				131 A	Bucknell	0 2	
			42 A	Cornell	0 1				136 A	Robert Morris	1 1	
			49 A	George Mason	0 1				139 A	Bryant	2 4	
									158 H	Albany (NY)	2 2	
									184 H	Fairfield	0 0	
									186 H	Saint Peter's	1 2	
<hr/>												
			LAST 10 GAMES									
			186 H	Saint Peter's	1 2	139 A	Bryant	2 4				
			184 H	Fairfield	0 0	42 A	Cornell	0 1				
			131 A	Bucknell	0 2	158 H	Albany (NY)	2 2				
			136 A	Robert Morris	1 1	49 A	George Mason	0 1				
						30 A	American	1 3				

Non-Div. I Games:

Hartwick

U
C
F

UCF

Average RPI Win: 169		WON-LOST	WINNING	LAST 10	STRENGTH OF		OPP. STRENGTH	TEAM	ADJ	CONF.	ADJ CONF.
Average RPI Loss: 158		RECORD	PCT. RANK	GAMES	SCHEDULE		OF SCHEDULE	RPI	RPI	RPI	RPI
DIV. I ONLY		3-2-2	.57143	67	3-2-2		205	117	181	.38622	184
DIV. I NON-CONF.		3-2-2	.57143	70	3-2-2		204	112	180	.38622	182
TOTALS		RPI 1-25	RPI 26-50		W-L RECORDS		RPI 51-100		RPI 101-150		RPI 150+
3-2-2		0-0-0	0-0-0		OVERALL		0-0-0		1-1-1		2-1-1
1-0-1		0-0-0	0-0-0		HOME		0-0-0		0-0-1		1-0-0
2-1-1		0-0-0	0-0-0		AWAY		0-0-0		1-0-0		1-1-1
0-1-0		0-0-0	0-0-0		NEUTRAL		0-0-0		0-1-0		0-0-0
3-2-2		0-0-0	0-0-0		NON-CONFERENCE		0-0-0		1-1-1		2-1-1
1-0-1		0-0-0	0-0-0		HOME		0-0-0		0-0-1		1-0-0
2-1-1		0-0-0	0-0-		AWAY		0-0-0		1-0-0		1-1-1
0-1-0		0-0-0	0-0-0		NEUTRAL		0-0-0		0-1-0		0-0-0
0-0-0		0-0-0	0-0-0		CONFERENCE		0-0-0		0-0-0		0-0-0
0-0-0		0-0-0	0-0-0		HOME		0-0-0		0-0-0		0-0-0
0-0-0		0-0-0	0-0-0		AWAY		0-0-0		0-0-0		0-0-0
0-0-0		0-0-0	0-0-0		NEUTRAL		0-0-0		0-0-0		0-0-0
RPI S	Opponent	Score	RPI S	Opponent	Score	RPI S	Opponent	Score	RPI S	Opponent	Score
									101 H	Brown	0 0
									117 A	Army	1 0
									130 N	New Hampshire	0 1
									182 A	Hartwick	0 0
									185 A	Massachusetts	1 2
									187 A	UMass Lowell	1 0
									203 H	Yale	1 0
LAST 10 GAMES											
						101 H	Brown	0 0	203 H	Yale	1 0
						187 A	UMass Lowell	1 0	130 N	New Hampshire	0 1
						185 A	Massachusetts	1 2	182 A	Hartwick	0 0
									117 A	Army	1 0

Non-Div. I Games:

Fairfield

Average RPI Win: 184		WON-LOST	WINNING	LAST 10	STRENGTH OF		OPP. STRENGTH	TEAM	ADJ		CONF.	ADJ CONF.					
Average RPI Loss: 102		RECORD	PCT. RANK	GAMES	SCHEDULE		OF SCHEDULE	RPI	RPI		RPI	RPI					
DIV. I ONLY		1-7-0	.125	194	1-7-0		88	190	186	.38495	185	7	7				
DIV. I NON-CONF.		1-7-0	.125	193	1-7-0		91	190	184	.38495	183	7	7				

TOTALS		RPI 1-25		RPI 26-50		W-L RECORDS		RPI 51-100		RPI 101-150		RPI 150+					
1-7-0		0-0-0		0-1-0		OVERALL		0-3-0		0-2-0		1-1-0					
1-2-0		0-0-0		0-0-0		HOME		0-0-0		0-2-0		1-0-0					
0-5-0		0-0-0		0-1-0		AWAY		0-3-0		0-0-0		0-1-0					
0-0-0		0-0-0		0-0-0		NEUTRAL		0-0-0		0-0-0		0-0-0					
1-7-0		0-0-0		0-1-0		NON-CONFERENCE		0-3-0		0-2-0		1-1-0					
1-2-0		0-0-0		0-0-0		HOME		0-0-0		0-2-0		1-0-0					
0-5-0		0-0-0		0-0-		AWAY		0-3-0		0-0-0		0-1-0					
0-0-0		0-0-0		0-0-0		NEUTRAL		0-0-0		0-0-0		0-0-0					
0-0-0		0-0-0		0-0-0		CONFERENCE		0-0-0		0-0-0		0-0-0					
0-0-0		0-0-0		0-0-0		HOME		0-0-0		0-0-0		0-0-0					
0-0-0		0-0-0		0-0-0		AWAY		0-0-0		0-0-0		0-0-0					
0-0-0		0-0-0		0-0-0		NEUTRAL		0-0-0		0-0-0		0-0-0					
RPI	S	Opponent		Score		RPI	S	Opponent		Score		RPI	S	Opponent		Score	
						47	A	Santa Clara		0 2		76	A	Cal Poly		0 1	
												82	A	Boston U.		0 2	
												91	A	Utah Valley		1 5	
												109	H	Harvard		2 3	
												130	H	New Hampshire		0 1	
												178	A	San Jose St.		1 4	
												184	H	Fairfield		2 1	

Average RPI Win: 157		WON-LOST RECORD		WINNING PCT. RANK		LAST 10 GAMES		STRENGTH OF SCHEDULE		OPP. STRENGTH OF SCHEDULE		TEAM RPI		ADJ RPI		CONF. RPI		ADJ CONF. RPI	
DIV. I ONLY		2-6-0		.25 176		2-6-0		159		175		187		.3836 186		18		18	
DIV. I NON-CONF.		2-6-0		.25 173		2-6-0		151		170		185		.3836 184		18		18	
TOTALS		RPI 1-25		RPI 26-50		W-L RECORDS		RPI 51-100		RPI 101-150		RPI 150+							
2-6-0		0-0-0		0-0-0		OVERALL		0-1-0		1-3-0		1-2-0							
0-1-0		0-0-0		0-0-0		HOME		0-0-0		0-0-0		0-1-0							
2-4-0		0-0-0		0-0-0		AWAY		0-1-0		1-2-0		1-1-0							
0-1-0		0-0-0		0-0-0		NEUTRAL		0-0-0		0-1-0		0-0-0							
2-6-0		0-0-0		0-0-0		NON-CONFERENCE		0-1-0		1-3-0		1-2-0							
0-1-0		0-0-0		0-0-0		HOME		0-0-0		0-0-0		0-1-0							
2-4-0		0-0-0		0-0-		AWAY		0-1-0		1-2-0		1-1-0							
0-1-0		0-0-0		0-0-0		NEUTRAL		0-0-0		0-1-0		0-0-0							
0-0-0		0-0-0		0-0-0		CONFERENCE		0-0-0		0-0-0		0-0-0							
0-0-0		0-0-0		0-0-0		HOME		0-0-0		0-0-0		0-0-0							
0-0-0		0-0-0		0-0-0		AWAY		0-0-0		0-0-0		0-0-0							
0-0-0		0-0-0		0-0-0		NEUTRAL		0-0-0		0-0-0		0-0-0							
RPI	S	Opponent		Score		RPI	S	Opponent		Score		RPI	S	Opponent		Score			

Average RPI Win: 181		WON-LOST RECORD		WINNING PCT. RANK		LAST 10 GAMES		STRENGTH OF SCHEDULE		OPP. STRENGTH OF SCHEDULE		TEAM RPI		ADJ RPI		CONF. RPI		ADJ CONF. RPI			
DIV. I ONLY		3-7-0		.3 168		3-7-0		172		185		183		.38225 187		21		21			
DIV. I NON-CONF.		3-7-0		.3 169		3-7-0		167		181		181		.38225 185		21		21			
TOTALS		RPI 1-25		RPI 26-50		W-L RECORDS		RPI 51-100		RPI 101-150		RPI 150+									
3-7-0		0-0-0		0-1-0		OVERALL		0-2-0		0-3-0		3-1-0									
1-2-0		0-0-0		0-0-0		HOME		0-0-0		0-1-0		1-1-0									
0-5-0		0-0-0		0-1-0		AWAY		0-2-0		0-2-0		0-0-0									
2-0-0		0-0-0		0-0-0		NEUTRAL		0-0-0		0-0-0		2-0-0									
3-7-0		0-0-0		0-1-0		NON-CONFERENCE		0-2-0		0-3-0		3-1-0									
1-2-0		0-0-0		0-0-0		HOME		0-0-0		0-1-0		1-1-0									
0-5-0		0-0-0		0-0-		AWAY		0-2-0		0-2-0		0-0-0									
2-0-0		0-0-0		0-0-0		NEUTRAL		0-0-0		0-0-0		2-0-0									
0-0-0		0-0-0		0-0-0		CONFERENCE		0-0-0		0-0-0		0-0-0									
0-0-0		0-0-0		0-0-0		HOME		0-0-0		0-0-0		0-0-0									
0-0-0		0-0-0		0-0-0		AWAY		0-0-0		0-0-0		0-0-0									
0-0-0		0-0-0		0-0-0		NEUTRAL		0-0-0		0-0-0		0-0-0									
RPI	S	Opponent		Score		RPI	S	Opponent		Score		RPI	S	Opponent		Score					
				44	A	Dartmouth		0	4	69	A	Monmouth		0	5	133	H	Central Conn. St.		0	1
										89	A	Seton Hall		0	2	139	A	Bryant		0	1
																146	A	Northeastern		1	2
																170	N	St. Francis Brooklyn		3	1
																172	N	La Salle		2	0
																184	H	Fairfield		0	1
																202	H	Sacred Heart		2	0
LAST 10 GAMES																					
				139	A	Bryant		0	1	202	H	Sacred Heart		2	0						
				172	N	La Salle		2	0	184	H	Fairfield		0	1						
				170	N	St. Francis Brooklyn		3	1	44	A	Dartmouth		0	4						
				89	A	Seton Hall		0	2	133	H	Central Conn. St.		0	1						
				69	A	Monmouth		0	5	146	A	Northeastern		1	2						

Average RPI Win:		76	WON-LOST RECORD		WINNING PCT. RANK		LAST 10 GAMES		STRENGTH OF SCHEDULE		OPP. STRENGTH OF SCHEDULE		TEAM RPI		ADJ RPI		CONF. RPI		ADJ CONF. RPI				
DIV. I ONLY			1-5-0		.16667 186		1-5-0		151		84		188		.37159 188		8		8				
DIV. I NON-CONF.			1-5-0		.16667 185		1-5-0		145		81		186		.37159 187		8		8				
TOTALS		RPI 1-25		RPI 26-50				W-L RECORDS				RPI 51-100				RPI 101-150				RPI 150+			
1-5-0		0-1-0		0-1-0				OVERALL				1-0-0				0-1-0				0-2-0			
0-0-0		0-0-0		0-0-0				HOME				0-0-0				0-0-0				0-0-0			
1-5-0		0-1-0		0-1-0				AWAY				1-0-0				0-1-0				0-2-0			
0-0-0		0-0-0		0-0-0				NEUTRAL				0-0-0				0-0-0				0-0-0			
1-5-0		0-1-0		0-1-0				NON-CONFERENCE				1-0-0				0-1-0				0-2-0			
0-0-0		0-0-0		0-0-0				HOME				0-0-0				0-0-0				0-0-0			
1-5-0		0-1-0		0-0-				AWAY				1-0-0				0-1-0				0-2-0			
0-0-0		0-0-0		0-0-0				NEUTRAL				0-0-0				0-0-0				0-0-0			
0-0-0		0-0-0		0-0-0				CONFERENCE				0-0-0				0-0-0				0-0-0			
0-0-0		0-0-0		0-0-0				HOME				0-0-0				0-0-0				0-0-0			
0-0-0		0-0-0		0-0-0				AWAY				0-0-0				0-0-0				0-0-0			
0-0-0		0-0-0		0-0-0				NEUTRAL				0-0-0				0-0-0				0-0-0			
RPI	S	Opponent		Score		RPI	S	Opponent		Score		RPI	S	Opponent		Score		RPI	S	Opponent		Score	
2	A	UC Irvine		0	3	50	A	San Diego St.		0	2	76	A	Cal Poly		2	1	147	A	UC Riverside		1	5
																		163	A	Grand Canyon		2	3
																		178	A	San Jose St.		0	4

Average RPI Win: 115		WON-LOST	WINNING	LAST 10	STRENGTH OF		OPP. STRENGTH	TEAM	ADJ	CONF.	ADJ CONF.					
Average RPI Loss: 107		RECORD	PCT. RANK	GAMES	SCHEDULE		OF SCHEDULE	RPI	RPI	RPI	RPI					
DIV. I ONLY		1-7-1	.16667	186	1-7-1		161	166	189	.35553	189	23	23			
DIV. I NON-CONF.		1-7-1	.16667	185	1-7-1		153	161	188	.35553	188	23	23			
<hr/>																
TOTALS		RPI 1-25		RPI 26-50		W-L RECORDS		RPI 51-100		RPI 101-150		RPI 150+				
1-7-1		0-0-0		0-1-0		OVERALL		0-1-0		1-4-0		0-1-1				
1-3-0		0-0-0		0-0-0		HOME		0-0-0		1-2-0		0-1-0				
0-4-1		0-0-0		0-1-0		AWAY		0-1-0		0-2-0		0-0-1				
0-0-0		0-0-0		0-0-0		NEUTRAL		0-0-0		0-0-0		0-0-0				
1-7-1		0-0-0		0-1-0		NON-CONFERENCE		0-1-0		1-4-0		0-1-1				
1-3-0		0-0-0		0-0-0		HOME		0-0-0		1-2-0		0-1-0				
0-4-1		0-0-0		0-0-		AWAY		0-1-0		0-2-0		0-0-1				
0-0-0		0-0-0		0-0-0		NEUTRAL		0-0-0		0-0-0		0-0-0				
0-0-0		0-0-0		0-0-0		CONFERENCE		0-0-0		0-0-0		0-0-0				
0-0-0		0-0-0		0-0-0		HOME		0-0-0		0-0-0		0-0-0				
0-0-0		0-0-0		0-0-0		AWAY		0-0-0		0-0-0		0-0-0				
0-0-0		0-0-0		0-0-0		NEUTRAL		0-0-0		0-0-0		0-0-0				
RPI	S	Opponent		Score	RPI	S	Opponent		Score	RPI	S	Opponent		Score		
					42	A	Cornell	0	2	96	A	VCU	0	3		
												107	A	Colgate	1	3
												111	H	Hofstra	1	2
												115	H	Princeton	3	2
												118	A	William & Mary	1	2
												126	H	Drexel	0	3
												152	H	Iona	0	2
												191	A	Stony Brook	0	0
					LAST 10 GAMES											
					126	H	Drexel	0	3	111	H	Hofstra	1	2		
					42	A	Cornell	0	2	191	A	Stony Brook	0	0		
					107	A	Colgate	1	3	115	H	Princeton	3	2		
					152	H	Iona	0	2	118	A	William & Mary	1	2		
										96	A	VCU	0	3		

Non-Div. I Games:

Fairleigh Dickinson

Average RPI Win:	170	WON-LOST RECORD	WINNING PCT. RANK	LAST 10 GAMES	STRENGTH OF SCHEDULE	OPP. STRENGTH OF SCHEDULE	TEAM RPI	ADJ RPI	CONF. RPI	ADJ CONF. RPI				
DIV. I ONLY		1-4-1	.25	176	1-4-1	179	199	192	.35412	190	18	18		
DIV. I NON-CONF.		1-4-1	.25	173	1-4-1	176	197	190	.35412	189	18	18		
<hr/>														
TOTALS	RPI 1-25	RPI 26-50		W-L RECORDS		RPI 51-100		RPI 101-150		RPI 150+				
1-4-1	0-0-0	0-0-0		OVERALL		0-1-0		0-2-0		1-1-1				
0-1-0	0-0-0	0-0-0		HOME		0-0-0		0-0-0		0-1-0				
1-3-1	0-0-0	0-0-0		AWAY		0-1-0		0-2-0		1-0-1				
0-0-0	0-0-0	0-0-0		NEUTRAL		0-0-0		0-0-0		0-0-0				
<hr/>														
1-4-1	0-0-0	0-0-0		NON-CONFERENCE		0-1-0		0-2-0		1-1-1				
0-1-0	0-0-0	0-0-0		HOME		0-0-0		0-0-0		0-1-0				
1-3-1	0-0-0	0-0-		AWAY		0-1-0		0-2-0		1-0-1				
0-0-0	0-0-0	0-0-0		NEUTRAL		0-0-0		0-0-0		0-0-0				
<hr/>														
0-0-0	0-0-0	0-0-0		CONFERENCE		0-0-0		0-0-0		0-0-0				
0-0-0	0-0-0	0-0-0		HOME		0-0-0		0-0-0		0-0-0				
0-0-0	0-0-0	0-0-0		AWAY		0-0-0		0-0-0		0-0-0				
0-0-0	0-0-0	0-0-0		NEUTRAL		0-0-0		0-0-0		0-0-0				
<hr/>														
RPI S	Opponent	Score	RPI S	Opponent	Score	RPI S	Opponent	Score	RPI S	Opponent	Score			
						88 A	Lehigh	1 2	109 A	Harvard	0 3			
						141 A	Fordham	1 3						
						170 A	St. Francis Brooklyn	1 0						
						172 H	La Salle	0 1						
						203 A	Yale	0 0						
						LAST 10 GAMES			88 A Lehigh 1 2					
172 H	La Salle	0 1	109 A	Harvard	0 3	203 A	Yale	0 0	141 A	Fordham	1 3	170 A	St. Francis Brooklyn	1 0

Non-Div. I Games:

Manhattan

Average RPI Win:	145	WON-LOST RECORD	WINNING PCT. RANK	LAST 10 GAMES	STRENGTH OF SCHEDULE	OPP. STRENGTH OF SCHEDULE	TEAM RPI	ADJ RPI	CONF. RPI	ADJ CONF. RPI	
DIV. I ONLY		2-6-1	.27778 173	2-6-1	194	179	190	.35334 191	21	21	
DIV. I NON-CONF.		2-6-1	.27778 171	2-6-1	191	175	189	.35334 190	21	21	
<hr/>											
TOTALS	RPI 1-25	RPI 26-50		W-L RECORDS		RPI 51-100		RPI 101-150		RPI 150+	
2-6-1	0-0-0	0-0-0		OVERALL		1-2-0		0-4-0		1-0-1	
1-1-1	0-0-0	0-0-0		HOME		1-0-0		0-1-0		0-0-1	
1-4-0	0-0-0	0-0-0		AWAY		0-1-0		0-3-0		1-0-0	
0-1-0	0-0-0	0-0-0		NEUTRAL		0-1-0		0-0-0		0-0-0	
<hr/>											
2-6-1	0-0-0	0-0-0		NON-CONFERENCE		1-2-0		0-4-0		1-0-1	
1-1-1	0-0-0	0-0-0		HOME		1-0-0		0-1-0		0-0-1	
1-4-0	0-0-0	0-0-		AWAY		0-1-0		0-3-0		1-0-0	
0-1-0	0-0-0	0-0-0		NEUTRAL		0-1-0		0-0-0		0-0-0	
<hr/>											
0-0-0	0-0-0	0-0-0		CONFERENCE		0-0-0		0-0-0		0-0-0	
0-0-0	0-0-0	0-0-0		HOME		0-0-0		0-0-0		0-0-0	
0-0-0	0-0-0	0-0-0		AWAY		0-0-0		0-0-0		0-0-0	
0-0-0	0-0-0	0-0-0		NEUTRAL		0-0-0		0-0-0		0-0-0	
<hr/>											
RPI S	Opponent	Score	RPI S	Opponent	Score	RPI S	Opponent	Score	RPI S	Opponent	Score
						66 A	SMU	1 3	129 A	UConn	0 3
						88 H	Lehigh	3 0	133 A	Central Conn. St.	0 1
						92 N	Memphis	0 1	140 A	Rhode Island	0 3
									146 H	Northeastern	2 3
									189 H	Fairleigh Dickinson	0 0
									202 A	Sacred Heart	4 2
<hr/>											
			LAST 10 GAMES								
			92 N	Memphis	0 1	146 H	Northeastern	2 3			
			189 H	Fairleigh Dickinson	0 0	202 A	Sacred Heart	4 2			
			88 H	Lehigh	3 0	140 A	Rhode Island	0 3			
			129 A	UConn	0 3	66 A	SMU	1 3			
			133 A	Central Conn. St.	0 1						

Non-Div. I Games:

Stony Brook

Average RPI Win:		194	WON-LOST RECORD		WINNING PCT. RANK	LAST 10 GAMES	STRENGTH OF SCHEDULE		OPP. STRENGTH OF SCHEDULE	TEAM RPI	ADJ RPI	CONF. RPI	ADJ CONF. RPI			
Average RPI Loss:		125														
DIV. I ONLY			1-3-2	.33333	157	1-3-2	200		184	195	.35153	192	17	16		
DIV. I NON-CONF.			1-3-2	.33333	157	1-3-2	198		179	191	.35153	191	17	17		
TOTALS		RPI 1-25		RPI 26-50		W-L RECORDS		RPI 51-100		RPI 101-150		RPI 150+				
1-3-2		0-0-0		0-0-0		OVERALL		0-1-0		0-1-1		1-1-1				
0-1-1		0-0-0		0-0-0		HOME		0-0-0		0-0-1		0-1-0				
0-2-1		0-0-0		0-0-0		AWAY		0-1-0		0-1-0		0-0-1				
1-0-0		0-0-0		0-0-0		NEUTRAL		0-0-0		0-0-0		1-0-0				
1-3-2		0-0-0		0-0-0		NON-CONFERENCE		0-1-0		0-1-1		1-1-1				
0-1-1		0-0-0		0-0-0		HOME		0-0-0		0-0-1		0-1-0				
0-2-1		0-0-0		0-0-		AWAY		0-1-0		0-1-0		0-0-1				
1-0-0		0-0-0		0-0-0		NEUTRAL		0-0-0		0-0-0		1-0-0				
0-0-0		0-0-0		0-0-0		CONFERENCE		0-0-0		0-0-0		0-0-0				
0-0-0		0-0-0		0-0-0		HOME		0-0-0		0-0-0		0-0-0				
0-0-0		0-0-0		0-0-0		AWAY		0-0-0		0-0-0		0-0-0				
0-0-0		0-0-0		0-0-0		NEUTRAL		0-0-0		0-0-0		0-0-0				
RPI	S	Opponent		Score	RPI	S	Opponent		Score	RPI	S	Opponent		Score		
							72	A	Lipscomb	1	4	138	A	Oral Roberts	3	4
												138	H	Oral Roberts	1	1
												155	A	Drake	2	2
												164	H	IUPUI	1	3
												194	N	Belmont	4	0
LAST 10 GAMES																
		155	A	Drake	2	2	138	A	Oral Roberts	3	4	194	N	Belmont	4	0
							72	A	Lipscomb	1	4	164	H	IUPUI	1	3
							138	H	Oral Roberts	1	1					

Non-Div. I Games:

Houston Baptist

[illegible]

Non-Div. I Games:

Gardner-Webb

Average RPI Win: 193		WON-LOST	WINNING	LAST 10	STRENGTH OF		OPP. STRENGTH	TEAM	ADJ	CONF.	ADJ CONF.			
Average RPI Loss: 101		RECORD	PCT. RANK	GAMES	SCHEDULE		OF SCHEDULE	RPI	RPI	RPI	RPI			
DIV. I ONLY		1-8-0	.11111	198	1-8-0		175	122	194	.34986	194			
DIV. I NON-CONF.		1-7-0	.125	193	1-7-0		190	152	200	.32756	198			
TOTALS		RPI 1-25	RPI 26-50		W-L RECORDS		RPI 51-100		RPI 101-150		RPI 150+			
1-8-0	0-1-0	0-1-0		OVERALL		0-2-0		0-3-0		1-1-0				
1-2-0	0-1-0	0-0-0		HOME		0-1-0		0-0-0		1-0-0				
0-4-0	0-0-0	0-1-0		AWAY		0-0-0		0-3-0		0-0-0				
0-2-0	0-0-0	0-0-0		NEUTRAL		0-1-0		0-0-0		0-1-0				
1-7-0	0-0-0	0-1-0		NON-CONFERENCE		0-2-0		0-3-0		1-1-0				
1-1-0	0-0-0	0-0-0		HOME		0-1-0		0-0-0		1-0-0				
0-4-0	0-0-0	0-0-		AWAY		0-0-0		0-3-0		0-0-0				
0-2-0	0-0-0	0-0-0		NEUTRAL		0-1-0		0-0-0		0-1-0				
0-1-0	0-1-0	0-0-0		CONFERENCE		0-0-0		0-0-0		0-0-0				
0-1-0	0-1-0	0-0-0		HOME		0-0-0		0-0-0		0-0-0				
0-0-0	0-0-0	0-0-0		AWAY		0-0-0		0-0-0		0-0-0				
0-0-0	0-0-0	0-0-0		NEUTRAL		0-0-0		0-0-0		0-0-0				
RPI	S	Opponent	Score		RPI	S	Opponent	Score		RPI	S	Opponent	Score	
9	H	Valparaiso	1 2		38	A	Kentucky	0 2		87	H	James Madison	1 2	
										92	N	Memphis	0 3	

Average RPI Win:		0	WON-LOST RECORD		WINNING PCT. RANK	LAST 10 GAMES		STRENGTH OF SCHEDULE		OPP. STRENGTH OF SCHEDULE		TEAM RPI	ADJ RPI	CONF. RPI	ADJ CONF. RPI		
DIV. I ONLY			0-6-0	0	204	0-6-0		97		200		196	.33889	195	16	17	
DIV. I NON-CONF.			0-5-0	0	203	0-5-0		95		199		192	.33928	193	16	16	
TOTALS		RPI 1-25		RPI 26-50		W-L RECORDS		RPI 51-100		RPI 101-150		RPI 150+					
0-6-0		0-0-0		0-0-0		OVERALL		0-2-0		0-2-0		0-2-0					
0-1-0		0-0-0		0-0-0		HOME		0-1-0		0-0-0		0-0-0					
0-5-0		0-0-0		0-0-0		AWAY		0-1-0		0-2-0		0-2-0					
0-0-0		0-0-0		0-0-0		NEUTRAL		0-0-0		0-0-0		0-0-0					
0-5-0		0-0-0		0-0-0		NON-CONFERENCE		0-2-0		0-1-0		0-2-0					
0-1-0		0-0-0		0-0-0		HOME		0-1-0		0-0-0		0-0-0					
0-4-0		0-0-0		0-0-		AWAY		0-1-0		0-1-0		0-2-0					
0-0-0		0-0-0		0-0-0		NEUTRAL		0-0-0		0-0-0		0-0-0					
0-1-0		0-0-0		0-0-0		CONFERENCE		0-0-0		0-1-0		0-0-0					
0-0-0		0-0-0		0-0-0		HOME		0-0-0		0-0-0		0-0-0					
0-1-0		0-0-0		0-0-0		AWAY		0-0-0		0-1-0		0-0-0					
0-0-0		0-0-0		0-0-0		NEUTRAL		0-0-0		0-0-0		0-0-0					
RPI	S	Opponent		Score		RPI	S	Opponent		Score		RPI	S	Opponent		Score	

Average RPI Win:	176	WON-LOST	WINNING	LAST 10	STRENGTH OF	OPP. STRENGTH	TEAM	ADJ	CONF.	ADJ CONF.		
Average RPI Loss:	120	RECORD	PCT. RANK	GAMES	SCHEDULE	OF SCHEDULE	RPI	RPI	RPI	RPI		
DIV. I ONLY		1-5-0	.16667	186	1-5-0	195	140	198	.33782	196	17	16
DIV. I NON-CONF.		1-5-0	.16667	185	1-5-0	192	134	196	.33782	194	17	17
<hr/>												
TOTALS	RPI 1-25	RPI 26-50		W-L RECORDS		RPI 51-100		RPI 101-150		RPI 150+		
1-5-0	0-0-0	0-0-0		OVERALL		0-2-0		0-2-0		1-1-0		
0-1-0	0-0-0	0-0-0		HOME		0-0-0		0-1-0		0-0-0		
1-3-0	0-0-0	0-0-0		AWAY		0-1-0		0-1-0		1-1-0		
0-1-0	0-0-0	0-0-0		NEUTRAL		0-1-0		0-0-0		0-0-0		
1-5-0	0-0-0	0-0-0		NON-CONFERENCE		0-2-0		0-2-0		1-1-0		
0-1-0	0-0-0	0-0-0		HOME		0-0-0		0-1-0		0-0-0		
1-3-0	0-0-0	0-0-		AWAY		0-1-0		0-1-0		1-1-0		
0-1-0	0-0-0	0-0-0		NEUTRAL		0-1-0		0-0-0		0-0-0		
0-0-0	0-0-0	0-0-0		CONFERENCE		0-0-0		0-0-0		0-0-0		
0-0-0	0-0-0	0-0-0		HOME		0-0-0		0-0-0		0-0-0		
0-0-0	0-0-0	0-0-0		AWAY		0-0-0		0-0-0		0-0-0		
0-0-0	0-0-0	0-0-0		NEUTRAL		0-0-0		0-0-0		0-0-0		
RPI	S	Opponent	Score	RPI	S	Opponent	Score	RPI	S	Opponent	Score	
						75 N Radford	0 1			135 A High Point	1 2	
						80 A Missouri St.	0 1			138 H Oral Roberts	1 2	
										171 A Central Ark.	1 2	
										176 A Oakland	2 1	
												</

Non-Div. I Games:

Incarnate Word

Average RPI Win: 127		WON-LOST	WINNING	LAST 10	STRENGTH OF	OPP. STRENGTH	TEAM	ADJ	CONF.	ADJ CONF.		
Average RPI Loss: 152		RECORD	PCT. RANK	GAMES	SCHEDULE	OF SCHEDULE	RPI	RPI	RPI	RPI		
DIV. I ONLY		1-6-0	.14286	190	1-6-0	144	204	193	.33577	197	20	20
DIV. I NON-CONF.		1-5-0	.16667	185	1-5-0	155	204	198	.32227	200	19	20
<hr/>												
TOTALS		RPI 1-25		RPI 26-50		W-L RECORDS		RPI 51-100		RPI 101-150		RPI 150+
1-6-0		0-0-0		0-0-0		OVERALL		0-1-0		1-1-0		0-4-0
1-1-0		0-0-0		0-0-0		HOME		0-0-0		1-0-0		0-1-0
0-5-0		0-0-0		0-0-0		AWAY		0-1-0		0-1-0		0-3-0
0-0-0		0-0-0		0-0-0		NEUTRAL		0-0-0		0-0-0		0-0-0
1-5-0		0-0-0		0-0-0		NON-CONFERENCE		0-0-0		1-1-0		0-4-0
1-1-0		0-0-0		0-0-0		HOME		0-0-0		1-0-0		0-1-0
0-4-0		0-0-0		0-0-		AWAY		0-0-0		0-1-0		0-3-0
0-0-0		0-0-0		0-0-0		NEUTRAL		0-0-0		0-0-0		0-0-0
0-1-0		0-0-0		0-0-0		CONFERENCE		0-1-0		0-0-0		0-0-0
0-0-0		0-0-0		0-0-0		HOME		0-0-0		0-0-0		0-0-0
0-1-0		0-0-0		0-0-0		AWAY		0-1-0		0-0-0		0-0-0
0-0-0		0-0-0		0-0-0		NEUTRAL		0-0-0		0-0-0		0-0-0
RPI	S	Opponent	Score	RPI	S	Opponent	Score	RPI	S	Opponent	Score	
						75 A Radford	1 6	127 H Wofford		2 1		
								128 A Georgia St.		0 1		
								161 A Appalachian St.		0 4		
								169 A Pittsburgh		0 3		
								177 H Ga. Southern		0 5		
								200 A USC Upstate		0 2		
<hr/>												
LAST 10 GAMES												
						177 H Ga. Southern	0 5	75 A Radford		1 6		
						200 A USC Upstate	0 2	169 A Pittsburgh		0 3		
						128 A Georgia St.	0 1					
						161 A Appalachian St.	0 4					
						127 H Wofford	2 1					

Non-Div. I Games:

Presbyterian

Average RPI Win: 204		WON-LOST	WINNING	LAST 10	STRENGTH OF		OPP. STRENGTH	TEAM	ADJ	CONF.	ADJ CONF.
Average RPI Loss: 98		RECORD	PCT. RANK	GAMES	SCHEDULE		OF SCHEDULE	RPI	RPI	RPI	RPI
DIV. I ONLY		1-4-1	.25	176	1-4-1		197	176	199	.33328	198
DIV. I NON-CONF.		1-4-1	.25	173	1-4-1		196	171	197	.33328	196
TOTALS		RPI 1-25	RPI 26-50		W-L RECORDS		RPI 51-100		RPI 101-150		RPI 150+
1-4-1	0-0-0	0-0-0		OVERALL		0-3-0		0-0-0		1-1-1	
0-1-1	0-0-0	0-0-0		HOME		0-0-0		0-0-0		0-1-1	
1-3-0	0-0-0	0-0-0		AWAY		0-3-0		0-0-0		1-0-0	
0-0-0	0-0-0	0-0-0		NEUTRAL		0-0-0		0-0-0		0-0-0	
1-4-1	0-0-0	0-0-0		NON-CONFERENCE		0-3-0		0-0-0		1-1-1	
0-1-1	0-0-0	0-0-0		HOME		0-0-0		0-0-0		0-1-1	
1-3-0	0-0-0	0-0-		AWAY		0-3-0		0-0-0		1-0-0	
0-0-0	0-0-0	0-0-0		NEUTRAL		0-0-0		0-0-0		0-0-0	
0-0-0	0-0-0	0-0-0		CONFERENCE		0-0-0		0-0-0		0-0-0	
0-0-0	0-0-0	0-0-0		HOME		0-0-0		0-0-0		0-0-0	
0-0-0	0-0-0	0-0-0		AWAY		0-0-0		0-0-0		0-0-0	
0-0-0	0-0-0	0-0-0		NEUTRAL		0-0-0		0-0-0		0-0-0	
RPI S	Opponent	Score	RPI S	Opponent	Score	RPI S	Opponent	Score	RPI S	Opponent	Score
						55 A	Old Dominion	0 2	169 H	Pittsburgh	0 1
						74 A	Virginia Tech	1 4	179 H	UNC Greensboro	2 2
						94 A	Navy	0 2	204 A	VMI	1 0
LAST 10 GAMES											
						169 H	Pittsburgh	0 1	94 A	Navy	0 2
						204 A	VMI	1 0	55 A	Old Dominion	0 2
									179 H	UNC Greensboro	2 2
									74 A	Virginia Tech	1 4

Average RPI Win: 0		WON-LOST RECORD		WINNING PCT. RANK		LAST 10 GAMES		STRENGTH OF SCHEDULE		OPP. STRENGTH OF SCHEDULE		TEAM RPI		ADJ RPI		CONF. RPI		ADJ CONF. RPI			
DIV. I ONLY		0-11-1		.04167 203		0-9-1		112		198		197		.32887 199		24		24			
DIV. I NON-CONF.		0-11-1		.04167 202		0-9-1		114		196		194		.32887 197		24		24			
TOTALS		RPI 1-25		RPI 26-50		W-L RECORDS		RPI 51-100		RPI 101-150		RPI 150+									
0-11-1		0-0-0		0-1-0		OVERALL		0-4-0		0-4-0		0-2-1									
0-2-0		0-0-0		0-0-0		HOME		0-0-0		0-1-0		0-1-0									
0-6-1		0-0-0		0-0-0		AWAY		0-3-0		0-2-0		0-1-1									
0-3-0		0-0-0		0-1-0		NEUTRAL		0-1-0		0-1-0		0-0-0									
0-11-1		0-0-0		0-1-0		NON-CONFERENCE		0-4-0		0-4-0		0-2-1									
0-2-0		0-0-0		0-0-0		HOME		0-0-0		0-1-0		0-1-0									
0-6-1		0-0-0		0-0-		AWAY		0-3-0		0-2-0		0-1-1									
0-3-0		0-0-0		0-1-0		NEUTRAL		0-1-0		0-1-0		0-0-0									
0-0-0		0-0-0		0-0-0		CONFERENCE		0-0-0		0-0-0		0-0-0									
0-0-0		0-0-0		0-0-0		HOME		0-0-0		0-0-0		0-0-0									
0-0-0		0-0-0		0-0-0		AWAY		0-0-0		0-0-0		0-0-0									
0-0-0		0-0-0		0-0-0		NEUTRAL		0-0-0		0-0-0		0-0-0									
RPI	S	Opponent		Score		RPI	S	Opponent		Score		RPI	S	Opponent		Score					
				49	N	George Mason		0	7	77	A	UNLV		0	4	131	A	Bucknell		0	4
										79	A	Saint Joseph's		0	1	132	N	George Washington		1	4
										85	N	Bakersfield		0	5	136	H	Robert Morris		1	2
										97	A	Liberty		0	4	143	A	Loyola Maryland		0	1
																170	A	St. Francis Brooklyn		0	3
																180	H	LIU Brooklyn		1	4
																204	A	VMI		2	2
LAST 10 GAMES																					
				136	H	Robert Morris		1	2	204	A	VMI		2	2						
				180	H	LIU Brooklyn		1	4	170	A	St. Francis Brooklyn		0	3						
				97	A	Liberty		0	4	131	A	Bucknell		0	4						
				85	N	Bakersfield		0	5	79	A	Saint Joseph's		0	1						
				143	A	Loyola Maryland		0	1	77	A	UNLV		0	4						

Non-Div. I Games:

Howard

[illegible]

Non-Div. I Games:

USC Upstate

Average RPI Win:	0	WON-LOST	WINNING	LAST 10	STRENGTH OF	OPP. STRENGTH	TEAM	ADJ	CONF.	ADJ CONF.		
Average RPI Loss:	158 <th>RECORD</th> <th>PCT. RANK</th> <th>GAMES</th> <th>SCHEDULE</th> <th>OF SCHEDULE</th> <th>RPI</th> <th>RPI</th> <th>RPI</th> <th>RPI</th>	RECORD	PCT. RANK	GAMES	SCHEDULE	OF SCHEDULE	RPI	RPI	RPI	RPI		
DIV. I ONLY		0-5-2	.14286	190	0-5-2	188	187	201	.30666	201	6	6
DIV. I NON-CONF.		0-5-1	.08333	199	0-5-1	193	195	202	.28707	202	6	6
<hr/>												
TOTALS	RPI 1-25	RPI 26-50		W-L RECORDS		RPI 51-100		RPI 101-150		RPI 150+		
0-5-2	0-0-0	0-0-1		OVERALL		0-0-0		0-1-0		0-4-1		
0-0-2	0-0-0	0-0-1		HOME		0-0-0		0-0-0		0-0-1		
0-4-0	0-0-0	0-0-0		AWAY		0-0-0		0-1-0		0-3-0		
0-1-0	0-0-0	0-0-0		NEUTRAL		0-0-0		0-0-0		0-1-0		
0-5-1	0-0-0	0-0-0		NON-CONFERENCE		0-0-0		0-1-0		0-4-1		
0-0-1	0-0-0	0-0-0		HOME		0-0-0		0-0-0		0-0-1		
0-4-0	0-0-0	0-0-		AWAY		0-0-0		0-1-0		0-3-0		
0-1-0	0-0-0	0-0-0		NEUTRAL		0-0-0		0-0-0		0-1-0		
0-0-1	0-0-0	0-0-1		CONFERENCE		0-0-0		0-0-0		0-0-0		
0-0-1	0-0-0	0-0-1		HOME		0-0-0		0-0-0		0-0-0		
0-0-0	0-0-0	0-0-0		AWAY		0-0-0		0-0-0		0-0-0		
0-0-0	0-0-0	0-0-0		NEUTRAL		0-0-0		0-0-0		0-0-0		
RPI	S	Opponent	Score	RPI	S	Opponent	Score	RPI	S	Opponent	Score	
				38	H	Kentucky	0 0			112	A Jacksonville	0 2
										154	N Mercer	0 3
										157	H Stetson	1 1
										166	A North Florida	2 5
										177	A Ga. Southern	4 5
										183	A UCF	0 1
<hr/>												
LAST 10 GAMES												
				38	H	Kentucky	0 0	112	A	Jacksonville	0 2	
				154	N	Mercer	0 3	166	A	North Florida	2 5	
				177	A	Ga. Southern	4 5					
				157	H	Stetson	1 1					
				183	A	UCF	0 1					

Non-Div. I Games:

Fla. Atlantic

Average RPI Win:	0	WON-LOST	WINNING	LAST 10	STRENGTH OF	OPP. STRENGTH	TEAM	ADJ	CONF.	ADJ CONF.		
Average RPI Loss:	128	RECORD	PCT. RANK	GAMES	SCHEDULE	OF SCHEDULE	RPI	RPI	RPI	RPI		
DIV. I ONLY		0-8-1	.05556	202	0-1-0	182	193	202	.29516	202	23	23
DIV. I NON-CONF.		0-8-1	.05556	201	0-1-0	178	191	201	.29516	201	23	23
<hr/>												
TOTALS	RPI 1-25	RPI 26-50		W-L RECORDS		RPI 51-100		RPI 101-150		RPI 150+		
0-8-1	0-0-0	0-0-0		OVERALL		0-3-0		0-3-0		0-2-1		
0-3-0	0-0-0	0-0-0		HOME		0-1-0		0-1-0		0-1-0		
0-5-1	0-0-0	0-0-0		AWAY		0-2-0		0-2-0		0-1-1		
0-0-0	0-0-0	0-0-0		NEUTRAL		0-0-0		0-0-0		0-0-0		
<hr/>												
0-8-1	0-0-0	0-0-0		NON-CONFERENCE		0-3-0		0-3-0		0-2-1		
0-3-0	0-0-0	0-0-0		HOME		0-1-0		0-1-0		0-1-0		
0-5-1	0-0-0	0-0-		AWAY		0-2-0		0-2-0		0-1-1		
0-0-0	0-0-0	0-0-0		NEUTRAL		0-0-0		0-0-0		0-0-0		
<hr/>												
0-0-0	0-0-0	0-0-0		CONFERENCE		0-0-0		0-0-0		0-0-0		
0-0-0	0-0-0	0-0-0		HOME		0-0-0		0-0-0		0-0-0		
0-0-0	0-0-0	0-0-0		AWAY		0-0-0		0-0-0		0-0-0		
0-0-0	0-0-0	0-0-0		NEUTRAL		0-0-0		0-0-0		0-0-0		
<hr/>												
RPI	S	Opponent	Score	RPI	S	Opponent	Score	RPI	S	Opponent	Score	
						71 A	Siena	1		5		
						81 A	Delaware	0		2		
						98 H	Holy Cross	1		4		
							</					

Non-Div. I Games:

Sacred Heart

Y
a
l
e

Yale					Through Games Of Sept. 28, 2014							
Average RPI Win: 0 Average RPI Loss: 146		WON-LOST RECORD	WINNING PCT. RANK	LAST 10 GAMES	STRENGTH OF SCHEDULE	OPP. STRENGTH OF SCHEDULE	TEAM RPI	ADJ RPI	CONF. RPI	ADJ CONF. RPI		
DIV. I ONLY		0-5-2	.14286 190	0-5-2	198	203	203	.26784 203	12	12		
DIV. I NON-CONF.		0-5-2	.14286 192	0-5-2	197	203	203	.26784 203	13	14		

TOTALS		RPI 1-25		RPI 26-50		W-L RECORDS		RPI 51-100		RPI 101-150	RPI 150+	
0-5-2		0-0-0		0-0-0		OVERALL		0-0-0		0-3-0	0-2-2	
0-2-2		0-0-0		0-0-0		HOME		0-0-0		0-1-0	0-1-2	
0-3-0		0-0-0		0-0-0		AWAY		0-0-0		0-2-0	0-1-0	
0-0-0		0-0-0		0-0-0		NEUTRAL		0-0-0		0-0-0	0-0-0	
0-5-2		0-0-0		0-0-0		NON-CONFERENCE		0-0-0		0-3-0	0-2-2	
0-2-2		0-0-0		0-0-0		HOME		0-0-0		0-1-0	0-1-2	
0-3-0		0-0-0		0-0-		AWAY		0-0-0		0-2-0	0-1-0	
0-0-0		0-0-0		0-0-0		NEUTRAL		0-0-0		0-0-0	0-0-0	
0-0-0		0-0-0		0-0-0		CONFERENCE		0-0-0		0-0-0	0-0-0	
0-0-0		0-0-0		0-0-0		HOME		0-0-0		0-0-0	0-0-0	
0-0-0		0-0-0		0-0-0		AWAY		0-0-0		0-0-0	0-0-0	
0-0-0		0-0-0		0-0-0		NEUTRAL		0-0-0		0-0-0	0-0-0	
RPI S	Opponent	Score	RPI S	Opponent	Score	RPI S	Opponent	Score	RPI S	Opponent	Score	
									121 A	Quinnipiac	0 1	
									133 H	Central Conn. St.	0 1	
									140 A	Rhode Island	0 1	
									152 H	Iona	1 2	
									184 A	Fairfield	0 1	
									190 H	Manhattan	0 0	
									202 H	Sacred Heart	1 1	

V
M
I

 Tie, Loss, Non-Conf, S Site, H Home, A Away, N Neutral Page 204

Average RPI Win:	0	WON-LOST	WINNING	LAST 10	STRENGTH OF	OPP. STRENGTH	TEAM	ADJ	CONF.	ADJ CONF.		
Average RPI Loss:	168	RECORD	PCT. RANK	GAMES	SCHEDULE	OF SCHEDULE	RPI	RPI	RPI	RPI		
DIV. I ONLY		0-4-1	.1	199	0-4-1	199	205	205	.2544	205	20	20
DIV. I NON-CONF.		0-3-1	.125	193	0-3-1	200	205	205	.24085	205	19	20

TOTALS	RPI 1-25	RPI 26-50		W-L RECORDS		RPI 51-100		RPI 101-150		RPI 150+		
0-4-1	0-0-0	0-0-0		OVERALL		0-0-0		0-1-0		0-3-1		
0-1-1	0-0-0	0-0-0		HOME		0-0-0		0-0-0		0-1-1		
0-2-0	0-0-0	0-0-0		AWAY		0-0-0		0-1-0		0-1-0		
0-1-0	0-0-0	0-0-0		NEUTRAL		0-0-0		0-0-0		0-1-0		
0-3-1	0-0-0	0-0-0		NON-CONFERENCE		0-0-0		0-0-0		0-3-1		
0-1-1	0-0-0	0-0-0		HOME		0-0-0		0-0-0		0-1-1		
0-1-0	0-0-0	0-0-		AWAY		0-0-0		0-0-0		0-1-0		
0-1-0	0-0-0	0-0-0		NEUTRAL		0-0-0		0-0-0		0-1-0		
0-1-0	0-0-0	0-0-0		CONFERENCE		0-0-0		0-1-0		0-0-0		
0-0-0	0-0-0	0-0-0		HOME		0-0-0		0-0-0		0-0-0		
0-1-0	0-0-0	0-0-0		AWAY		0-0-0		0-1-0		0-0-0		
0-0-0	0-0-0	0-0-0		NEUTRAL		0-0-0		0-0-0		0-0-0		
RPI	S	Opponent	Score	RPI	S	Opponent	Score	RPI	S	Opponent	Score	
								135	A	High Point	0	3
								154	N	Mercer	0	3
								177	A	Ga. Southern	0	3
								200	H	USC Upstate	3	3
								204	H	VMI	0	1
				LAST 10 GAMES								
135 A High Point				0	3	200 H USC Upstate				3	3	
177 A Ga. Southern				0	3							
154 N Mercer				0	3							
204 H VMI				0	1							

Non-Div. I Games:	Brevard	2	1
--------------------------	----------------	----------	----------

UNC Asheville