

Average NET Win: 148

Average NET Loss: 4

WON-LOST
RECORD

ROAD
RECORD

STRENGTH
OF SCHEDULE

DIV. I ONLY	18- 1	5- 1	66		
DIV. I NON-CONF.	12- 0	2- 0	222		
	Quadrant 1	Quadrant 2	Quadrant 3	Quadrant 4	TOTALS
OVERALL	4-1	6-0	1-0	7-0	18- 1
HOME	1-0	2-0	1-0	6-0	10- 0
AWAY	2-1	3-0	0-0	0-0	5- 1
NEUTRAL	1-0	1-0	0-0	1-0	3- 0
NON-CONFERENCE	2-0	3-0	1-0	6-0	12- 0
HOME	0-0	1-0	1-0	5-0	7- 0
AWAY	1-0	1-0	0-0	0-0	2- 0
NEUTRAL	1-0	1-0	0-0	1-0	3- 0

Q1: (H:1-30)(N:1-50)(A:1-75) 4-1 overall, 2-0 non_conference		Q2: (H:31-75)(N:51-100)(A:76-135) 6-0 overall, 3-0 non_conference		Q3: (H:76-160)(N:101-200)(A:136-240) 1-0 overall, 1-0 non_conference		Q4: (H:161+)(N:201+)(A:241+) 7-0 overall, 6-0 non_conference	
NET S Opponent Score (H 1-15)(N 1-25)(A 1-40)		NET S Opponent Score (H 31-55)(N 51-75)(A 76-100)		NET S Opponent Score (H 76-100)(N 101-135)(A 136-170)		NET S Opponent Score (H 161-200)(N 201-240)(A 241-280)	
4 A Duke 70 72 0119		35 H Florida St. 65 52 0105		140 H Marshall 100 64 1231		185 H Wake Forest 68 45 0122	
10 H Virginia Tech 81 59 0115		55 H VCU 57 49 1209		90 H Georgia Tech 0227		216 H William & Mary 72 40 1222	
14 N Wisconsin 53 46 1123		91 A Notre Dame 82 55 0126		91 H Notre Dame 0216		259 H George Washington 76 57 1111	
22 A Maryland 76 71 1128				103 H Miami (FL) 0202		278 H Towson 73 42 1106	
(H 16-30)(N 26-50)(A 41-75)		(H 56-75)(N 76-100)(A 101-135)		Upcoming Games		306 N Middle Tenn. 74 52 1121	
59 A Clemson 63 43 0112		96 N Dayton 66 59 1122				323 H Morgan St. 83 45 1203	
Upcoming Games		113 A South Carolina 69 52 1219				346 H Coppin St. 97 40 1116	
4 H Duke 0209		120 A Boston College 83 56 0109				Upcoming Games	
9 A North Carolina 0211		Upcoming Games					
10 A Virginia Tech 0218		61 H Pittsburgh 0302					
11 A Louisville 0223							
11 H Louisville 0309							
30 A NC State 0129							
49 A Syracuse 0304							

Non-Div I Games:

Average NET Win:169

Average NET Loss:8

WON-LOST
RECORD

ROAD
RECORD

STRENGTH
OF SCHEDULE

DIV. I ONLY		19- 2	4- 1	57	
DIV. I NON-CONF.		13- 2	1- 1	66	

	Quadrant 1	Quadrant 2	Quadrant 3	Quadrant 4	TOTALS
OVERALL	3-2	2-0	4-0	10-0	19- 2
HOME	0-0	1-0	2-0	9-0	12- 0
AWAY	2-1	0-0	1-0	1-0	4- 1
NEUTRAL	1-1	1-0	1-0	0-0	3- 1
NON-CONFERENCE	2-2	2-0	2-0	7-0	13- 2
HOME	0-0	1-0	1-0	7-0	9- 0
AWAY	1-1	0-0	0-0	0-0	1- 1
NEUTRAL	1-1	1-0	1-0	0-0	3- 1

Q1: (H:1-30)(N:1-50)(A:1-75) 3-2 overall, 2-2 non_conference				Q2: (H:31-75)(N:51-100)(A:76-135) 2-0 overall, 2-0 non_conference				Q3: (H:76-160)(N:101-200)(A:136-240) 4-0 overall, 2-0 non_conference				Q4: (H:161+)(N:201+)(A:241+) 10-0 overall, 7-0 non_conference			
NET	S	Opponent	Score	NET	S	Opponent	Score	NET	S	Opponent	Score	NET	S	Opponent	Score
(H 1-15)(N 1-25)(A 1-40)				(H 31-55)(N 51-75)(A 76-100)				(H 76-160)(N 101-200)(A 136-240)				(H:161+)(N:201+)(A:241+)			
4	N	Duke	89 87 1121	32	H	Washington	81 79 1205	108	H	Texas A&M	94 71 1115	171	H	CSU Bakersfield	89 54 1231
6	N	Tennessee	73 76 1209	67	N	Arizona	91 74 1120	116	N	Illinois	84 78 1119	183	H	Pacific	67 36 0110
9	A	North Carolina	90 103 1215	(H 56-75)(N 76-100)(A 101-135)				145	H	Loyola Marymount	73 55 0117	191	H	UT Arlington	89 55 1218
(H 16-30)(N 26-50)(A 41-75)				Upcoming Games				209	A	Santa Clara	98 39 0124	209	H	Santa Clara	91 48 0105
47	A	San Francisco	96 83 0112	Upcoming Games				Upcoming Games				226	H	North Dakota St.	102 60 1126
57	A	Creighton	103 92 1201	47	H	San Francisco	0207	100	H	San Diego	0202	229	H	Texas Southern	104 67 1110
Upcoming Games				54	H	Saint Mary's (CA)	0209	111	H	BYU	0223	283	H	Idaho St.	120 79 1106
54	A	Saint Mary's (CA)	0302	100	A	San Diego	0216	145	A	Loyola Marymount	0214	307	H	Denver	101 40 1221
				111	A	BYU	0131	183	A	Pacific	0228	312	H	North Ala.	96 51 1228
												315	A	Portland	89 66 0119
												Upcoming Games			
												168	H	Pepperdine	0221

Non-Div I Games:

Average NET Win: 104

Average NET Loss: 13

WON-LOST
RECORD

ROAD
RECORD

STRENGTH
OF SCHEDULE

DIV. I ONLY	18- 2	6- 1	27	
DIV. I NON-CONF.	9- 2	1- 1	120	
	Quadrant 1	Quadrant 2	Quadrant 3	Quadrant 4
OVERALL	8-2	4-0	2-0	4-0
HOME	3-0	1-0	2-0	4-0
AWAY	4-1	2-0	0-0	0-0
NEUTRAL	1-1	1-0	0-0	0-0
NON-CONFERENCE	2-2	1-0	2-0	4-0
HOME	0-0	0-0	2-0	4-0
AWAY	1-1	0-0	0-0	0-0
NEUTRAL	1-1	1-0	0-0	0-0
				TOTALS
				18- 2
				10- 0
				6- 1
				2- 1
				9- 2
				6- 0
				1- 1
				2- 1

Q1: (H:1-30)(N:1-50)(A:1-75) 8-2 overall, 2-2 non_conference					Q2: (H:31-75)(N:51-100)(A:76-135) 4-0 overall, 1-0 non_conference					Q3: (H:76-160)(N:101-200)(A:136-240) 2-0 overall, 2-0 non_conference					Q4: (H:161+)(N:201+)(A:241+) 4-0 overall, 4-0 non_conference				
NET S Opponent Score	(H 1-15)(N 1-25)(A 1-40)				NET S Opponent Score	(H 31-55)(N 51-75)(A 76-100)				NET S Opponent Score	(H 76-100)(N 101-135)(A 136-170)				NET S Opponent Score	(H 161-200)(N 201-240)(A 241-280)			
11 A Louisville	78	82	1127		52 H Northwestern	81	55	0102		121 H Northern Ill.	88	60	1229		212 H Oakland	99	69	1221	
12 H Purdue	77	59	0108		85 A Penn St.	71	56	0113		151 H La.-Monroe	80	59	1114		220 H Green Bay	104	83	1216	
15 N Kansas	87	92	1106		(H 56-75)(N 76-100)(A 101-135)					Upcoming Games					250 H FGCU	106	82	1111	
24 A Nebraska	70	64	0117							122 H Rutgers			0220		334 H Tennessee Tech	101	33	1118	
25 A Iowa	82	67	0124							Upcoming Games					Upcoming Games				
37 A Florida	63	59	1208		98 N UCLA	87	67	1122											
38 A Ohio St.	86	77	0105		122 A Rutgers	78	67	1130											
(H 16-30)(N 26-50)(A 41-75)					Upcoming Games														
22 H Maryland	69	55	0121		38 H Ohio St.			0217											
25 H Iowa	90	68	1203		42 H Indiana			0202											
45 N Texas	78	68	1123		58 H Minnesota			0209											
Upcoming Games					116 A Illinois			0205											
5 A Michigan			0224																
5 H Michigan			0309																
12 A Purdue	63	73	0127																
14 A Wisconsin			0212																
24 H Nebraska			0305																
42 A Indiana			0302																

Non-Div I Games:

STRENGTH

RECORD

RECORD

OF SCHEDULE

DIV. I ONLY	17- 2	3- 0	6		
DIV. I NON-CONF.	11- 1	0- 0	8		
	Quadrant 1	Quadrant 2	Quadrant 3	Quadrant 4	TOTALS
OVERALL	6-1	3-1	3-0	5-0	17- 2
HOME	1-0	3-1	1-0	5-0	10- 1
AWAY	2-0	0-0	1-0	0-0	3- 0
NEUTRAL	3-1	0-0	1-0	0-0	4- 1
NON-CONFERENCE	3-1	2-0	1-0	5-0	11- 1
HOME	0-0	2-0	0-0	5-0	7- 0
AWAY	0-0	0-0	0-0	0-0	0- 0
NEUTRAL	3-1	0-0	1-0	0-0	4- 1

Q1: (H:1-30)(N:1-50)(A:1-75) 6-1 overall, 3-1 non_conference					Q2: (H:31-75)(N:51-100)(A:76-135) 3-1 overall, 2-0 non_conference					Q3: (H:76-160)(N:101-200)(A:136-240) 3-0 overall, 1-0 non_conference					Q4: (H:161+)(N:201+)(A:241+) 5-0 overall, 5-0 non_conference								
NET	S	Opponent	Score			NET	S	Opponent	Score			NET	S	Opponent	Score			NET	S	Opponent	Score		
(H 1-15)(N 1-25)(A 1-40)					(H 31-55)(N 51-75)(A 76-100)					(H 76-160)(N 101-200)(A 136-240)					(H 161+)(N 201+)(A 241+)								
1	H	Virginia	72	70	0119	42	H	Indiana	90	69	1127	90	H	Georgia Tech	66	53	0126	169	H	Eastern Mich.	84	46	1114
2	N	Gonzaga	87	89	1121	49	H	Syracuse	91	95	0114	156	N	San Diego St.	90	64	1119	170	H	Princeton	101	50	1218
7	N	Kentucky	118	84	1106	-----					185	A	Wake Forest	87	65	0108	210	H	Hartford	84	54	1205	
18	N	Texas Tech	69	58	1220	(H 56-75)(N 76-100)(A 101-135)					Upcoming Games					222	H	Army West Point	94	72	1111		
35	A	Florida St.	80	78	0112	59	H	Clemson	87	68	0105	103	H	Miami (FL)	0302		349	H	Stetson	113	49	1201	
-----					65	H	Yale	91	58	1208	120	H	Boston College	0205		-----							
(H 16-30)(N 26-50)(A 41-75)					Upcoming Games										Upcoming Games								
27	N	Auburn	78	72	1120	39	H	St. John's (NY)	0202							185	H	Wake Forest	0305				
61	A	Pittsburgh	79	64	0122	91	A	Notre Dame	0128														

Upcoming Games																							
1	A	Virginia	0209																				
9	H	North Carolina	0220																				
9	A	North Carolina	0309																				
10	A	Virginia Tech	0226																				
11	A	Louisville	0212																				
30	H	NC State	0216																				
49	A	Syracuse	0223																				

Non-Div I Games:

Average NET Win: 128 WON-LOST ROAD STRENGTH
Average NET Loss: 14 RECORD RECORD OF SCHEDULE

DIV. I ONLY	19- 1	4- 1	64		
DIV. I NON-CONF.	11- 0	1- 0	162		

	Quadrant 1	Quadrant 2	Quadrant 3	Quadrant 4	TOTALS
OVERALL	5-1	5-0	2-0	7-0	19- 1
HOME	2-0	3-0	2-0	6-0	13- 0
AWAY	3-1	1-0	0-0	0-0	4- 1
NEUTRAL	0-0	1-0	0-0	1-0	2- 0
NON-CONFERENCE	2-0	1-0	1-0	7-0	11- 0
HOME	1-0	0-0	1-0	6-0	8- 0
AWAY	1-0	0-0	0-0	0-0	1- 0
NEUTRAL	0-0	1-0	0-0	1-0	2- 0

Q1: (H:1-30)(N:1-50)(A:1-75) 5-1 overall, 2-0 non_conference					Q2: (H:31-75)(N:51-100)(A:76-135) 5-0 overall, 1-0 non_conference					Q3: (H:76-160)(N:101-200)(A:136-240) 2-0 overall, 1-0 non_conference					Q4: (H:161+)(N:201+)(A:241+) 7-0 overall, 7-0 non_conference								
NET	S	Opponent	Score		NET	S	Opponent	Score		NET	S	Opponent	Score		NET	S	Opponent	Score					
(H 1-15)(N 1-25)(A 1-40)					(H 31-55)(N 51-75)(A 76-100)					(H 76-160)(N 101-200)(A 136-240)					(H 161+)(N 201+)(A 241+)								
9	H	North Carolina	84	67	1128	42	H	Indiana	74	63	0106	85	H	Penn St.	68	55	0103	193	H	Holy Cross	56	37	1110
12	H	Purdue	76	57	1201	52	H	Northwestern	80	60	0113	113	H	South Carolina	89	78	1208	221	H	Air Force	71	50	1222
14	A	Wisconsin	54	64	0119	72	N	Providence	66	47	1118	-----					244	H	Chattanooga	83	55	1123	
21	A	Villanova	73	46	1114	-----					Upcoming Games					248	H	Norfolk St.	63	44	1106		
(H 16-30)(N 26-50)(A 41-75)					(H 56-75)(N 76-100)(A 101-135)										259	N	George Washington	84	61	1117			
42	A	Indiana	69	46	0125	58	H	Minnesota	59	57	0122						269	H	Western Mich.	70	62	1215	
52	A	Northwestern	62	60	1204	116	A	Illinois	79	69	0110						333	H	Binghamton	74	52	1230	
-----					-----										-----								
Upcoming Games					Upcoming Games										Upcoming Games								
3	H	Michigan St.	0224		38	H	Ohio St.	0129															
3	A	Michigan St.	0309		85	A	Penn St.	0212															
14	H	Wisconsin	0209		122	A	Rutgers	0205															
22	H	Maryland	0216																				
22	A	Maryland	0303																				
24	H	Nebraska	0228																				
25	A	Iowa	0201																				
58	A	Minnesota	0221																				

Non-Div I Games:

Average NET Win: 117 WON-LOST ROAD RECORD STRENGTH OF SCHEDULE
Average NET Loss: 15 RECORD

DIV. I ONLY	17- 1	4- 0	39	
DIV. I NON-CONF.	11- 1	1- 0	32	

	Quadrant 1	Quadrant 2	Quadrant 3	Quadrant 4
OVERALL	4-1	4-0	4-0	5-0
HOME	0-0	2-0	4-0	5-0
AWAY	2-0	2-0	0-0	0-0
NEUTRAL	2-1	0-0	0-0	0-0
NON-CONFERENCE	3-1	0-0	3-0	5-0
HOME	0-0	0-0	3-0	5-0
AWAY	1-0	0-0	0-0	0-0
NEUTRAL	2-1	0-0	0-0	0-0
				TOTALS
				17- 1
				11- 0
				4- 0
				2- 1
				11- 1
				8- 0
				1- 0
				2- 1

Q1: (H:1-30)(N:1-50)(A:1-75) 4-1 overall, 3-1 non_conference					Q2: (H:31-75)(N:51-100)(A:76-135) 4-0 overall, 0-0 non_conference					Q3: (H:76-160)(N:101-200)(A:136-240) 4-0 overall, 3-0 non_conference					Q4: (H:161+)(N:201+)(A:241+) 5-0 overall, 5-0 non_conference				
NET S Opponent Score	(H 1-15)(N 1-25)(A 1-40)				NET S Opponent Score	(H 31-55)(N 51-75)(A 76-100)				NET S Opponent Score	(H 76-100)(N 101-200)(A 136-240)				NET S Opponent Score	(H 161+)(N 201+)(A 241+)			
2 N Gonzaga	76	73	1209		43 H Alabama	71	68	0119		88 H Georgia	96	50	0105		181 H Louisiana	87	65	1109	
11 N Louisville	92	81	1121		79 A Missouri	87	63	0108		90 H Georgia Tech	66	53	1113		185 H Wake Forest	83	64	1222	
15 N Kansas	81	87	1123		93 A Vanderbilt	88	83	0123		101 H West Virginia	83	66	0126		225 H Eastern Ky.	95	67	1128	
37 A Florida	78	67	0112							142 H Samford	83	70	1219		242 H A&M-Corpus Christi	79	51	1202	
-----					(H 56-75)(N 76-100)(A 101-135)					Upcoming Games					Upcoming Games				
64 A Memphis	102	92	1215		69 H Arkansas	106	87	0115		79 H Missouri			0205		334 H Tennessee Tech	96	53	1229	
Upcoming Games					Upcoming Games					93 H Vanderbilt			0219						
7 A Kentucky			0216		37 H Florida			0209		113 H South Carolina			0213						
7 H Kentucky			0302		108 A Texas A&M			0202											
16 A LSU			0223		113 A South Carolina			0129											
27 A Auburn			0309																
29 H Mississippi St.			0305																
36 A Ole Miss			0227																

Non-Div I Games: Lenoir-Rhyne 86 41

Average NET Win:	129	WON-LOST RECORD	ROAD RECORD	STRENGTH OF SCHEDULE
Average NET Loss:	36			

DIV. I ONLY	16- 3	3- 1	33	
DIV. I NON-CONF.	11- 2	1- 0	35	
Quadrant 1		Quadrant 2	Quadrant 3	Quadrant 4
OVERALL	5-2	2-1	4-0	5-0
HOME	2-0	1-0	4-0	5-0
AWAY	2-1	1-0	0-0	0-0
NEUTRAL	1-1	0-1	0-0	0-0
NON-CONFERENCE	3-1	1-1	2-0	5-0
HOME	1-0	1-0	2-0	5-0
AWAY	1-0	0-0	0-0	0-0
NEUTRAL	1-1	0-1	0-0	0-0
				TOTALS
				16- 3
				12- 0
				3- 1
				1- 2
				11- 2
				9- 0
				1- 0
				1- 2

Q1: (H:1-30)(N:1-50)(A:1-75) 5-2 overall, 3-1 non_conference		Q2: (H:31-75)(N:51-100)(A:76-135) 2-1 overall, 1-1 non_conference		Q3: (H:76-160)(N:101-200)(A:136-240) 4-0 overall, 2-0 non_conference		Q4: (H:161+)(N:201+)(A:241+) 5-0 overall, 5-0 non_conference	
NET S Opponent Score (H 1-15)(N 1-25)(A 1-40)		NET S Opponent Score (H 31-55)(N 51-75)(A 76-100)		NET S Opponent Score (H 76-160)(N 101-200)(A 136-240)		NET S Opponent Score (H 161+)(N 201+)(A 241+)	
4 N Duke 84 118 1106		51 H UNC Greensboro 78 61 1201		89 H Utah 88 61 1215		161 H Winthrop 87 74 1121	
9 N North Carolina 80 72 1222		60 N Seton Hall 83 84 1208		93 H Vanderbilt 56 47 0112		290 H North Dakota 96 58 1114	
11 A Louisville 71 58 1229		88 A Georgia 69 49 0115		108 H Texas A&M 85 74 0108		297 H Monmouth 90 44 1128	
15 H Kansas 71 63 0126				155 H Southern Ill. 71 59 1109		317 H Tennessee St. 77 62 1123	
27 A Auburn 82 80 0119						318 H VMI 92 82 1118	
(H 16-30)(N 26-50)(A 41-75)		(H 56-75)(N 76-100)(A 101-135)		Upcoming Games		Upcoming Games	
29 H Mississippi St. 76 55 0122		Upcoming Games		113 H South Carolina 0205			
43 A Alabama 75 77 0105		37 H Florida 0309					
Upcoming Games		69 H Arkansas 0226					
6 H Tennessee 0216		79 A Missouri 0219					
6 A Tennessee 0302		93 A Vanderbilt 0129					
16 H LSU 0212							
27 H Auburn 0223							
29 A Mississippi St. 0209							
36 A Ole Miss 0305							
37 A Florida 0202							

K
e
n
t
u
c
k
y

K
e
n
t
u
c
k
y

Non-Div I Games:

Average NET Win:158

Average NET Loss:56

WON-LOST
RECORD

ROAD
RECORD

STRENGTH
OF SCHEDULE

DIV. I ONLY		19- 1	4- 1	84	
DIV. I NON-CONF.		13- 0	2- 0	173	

	Quadrant 1	Quadrant 2	Quadrant 3	Quadrant 4	TOTALS
OVERALL	2-1	6-0	4-0	7-0	19- 1
HOME	1-0	3-0	4-0	7-0	15- 0
AWAY	1-1	3-0	0-0	0-0	4- 1
NEUTRAL	0-0	0-0	0-0	0-0	0- 0
NON-CONFERENCE	2-0	3-0	2-0	6-0	13- 0
HOME	1-0	2-0	2-0	6-0	11- 0
AWAY	1-0	1-0	0-0	0-0	2- 0
NEUTRAL	0-0	0-0	0-0	0-0	0- 0

Q1: (H:1-30)(N:1-50)(A:1-75) 2-1 overall, 2-0 non_conference					Q2: (H:31-75)(N:51-100)(A:76-135) 6-0 overall, 3-0 non_conference					Q3: (H:76-160)(N:101-200)(A:136-240) 4-0 overall, 2-0 non_conference					Q4: (H:161+)(N:201+)(A:241+) 7-0 overall, 6-0 non_conference									
NET	S	Opponent	Score		NET	S	Opponent	Score		NET	S	Opponent	Score		NET	S	Opponent	Score						
(H 1-15)(N 1-25)(A 1-40)					(H 31-55)(N 51-75)(A 76-100)					(H 76-160)(N 101-200)(A 136-240)					(H:161+)(N:201+)(A:241+)									
-----					-----					-----					-----									
(H 16-30)(N 26-50)(A 41-75)					(H 56-75)(N 76-100)(A 101-135)					Upcoming Games					Upcoming Games									
16	H	LSU	82	76	1212	40	H	Utah St.	60	50	1220	84	H	Saint Louis	68	64	1216	196	H	UTRGV	58	53	1128	
56	A	Temple	69	73	0109	82	A	South Fla.	69	60	0119	104	H	Tulsa	74	56	0102	205	H	Rice	79	68	1114	
70	A	Oklahoma St.	63	53	1208	-----					135	H	Wichita St.	79	70	0112	251	H	East Carolina	94	50	0123		
Upcoming Games					Upcoming Games					Upcoming Games					Upcoming Games									
26	H	Cincinnati	0210		64	H	Memphis	90 77 0106		82	H	South Fla.	0223		272	H	Lamar University	79 56 1204		339	H	Northwestern St.	82 55 1119	
26	A	Cincinnati	0310		68	H	Oregon	65 61 1201		123	H	SMU	0307		344	H	Alabama A&M	101 54 1110		346	H	Coppin St.	75 44 1223	
34	A	UCF	0207		111	A	BYU	76 62 1124		Upcoming Games					Upcoming Games									
					123	A	SMU	69 58 0116																
					Upcoming Games																			
					34	H	UCF	0302																
					56	H	Temple	0131																
					78	A	UConn	0214																
					104	A	Tulsa	0127																

Non-Div I Games:

Average NET Win: 128

Average NET Loss: 17

WON-LOST
RECORD

ROAD
RECORD

STRENGTH
OF SCHEDULE

DIV. I ONLY	15- 4	5- 1	12
DIV. I NON-CONF.	10- 3	2- 1	22
Quadrant 1		Quadrant 2	Quadrant 3
OVERALL	5-4	3-0	3-0
HOME	2-1	1-0	3-0
AWAY	3-1	1-0	0-0
NEUTRAL	0-2	1-0	0-0
NON-CONFERENCE	2-3	2-0	2-0
HOME	1-0	1-0	2-0
AWAY	1-1	0-0	0-0
NEUTRAL	0-2	1-0	0-0
		Quadrant 4	TOTALS
		4-0	15- 4
		3-0	9- 1
		1-0	5- 1
		0-0	1- 2
		4-0	10- 3
		3-0	7- 0
		1-0	2- 1
		0-0	1- 2

Q1: (H:1-30)(N:1-50)(A:1-75) 5-4 overall, 2-3 non_conference				Q2: (H:31-75)(N:51-100)(A:76-135) 3-0 overall, 2-0 non_conference				Q3: (H:76-160)(N:101-200)(A:136-240) 3-0 overall, 2-0 non_conference				Q4: (H:161+)(N:201+)(A:241+) 4-0 overall, 4-0 non_conference			
NET	S	Opponent	Score	NET	S	Opponent	Score	NET	S	Opponent	Score	NET	S	Opponent	Score
		(H 1-15)(N 1-25)(A 1-40)				(H 31-55)(N 51-75)(A 76-100)				(H 76-160)(N 101-200)(A 136-240)				(H:161+)(N:201+)(A:241+)	
2	H	Gonzaga	103 90 1215					91	H	Notre Dame	75 69 0115	241	H	UNCW	97 69 1205
5	A	Michigan	67 84 1128					118	H	Stanford	90 72 1112	289	H	Saint Francis (PA)	101 76 1119
7	N	Kentucky	72 80 1222					152	H	Harvard	77 57 0102	298	A	Elon	116 67 1109
10	H	Virginia Tech	103 82 0121					Upcoming Games				334	H	Tennessee Tech	108 58 1116
11	H	Louisville	62 83 0112					185	A	Wake Forest	0216	Upcoming Games			
30	A	NC State	90 82 0108	66	H	Davidson	82 60 1229								
31	A	Wofford	78 67 1106	98	N	UCLA	94 78 1123								
		(H 16-30)(N 26-50)(A 41-75)		103	A	Miami (FL)	85 76 0119								
45	N	Texas	89 92 1122	Upcoming Games											
61	A	Pittsburgh	85 60 0105	35	H	Florida St.	0223								
				49	H	Syracuse	0226								
		Upcoming Games		90	A	Georgia Tech	0129								
1	H	Virginia	0211	103	A	Miami (FL)	0209								
4	A	Duke	0220	120	A	Boston College	0305								
4	H	Duke	0309												
11	A	Louisville	0202												
30	H	NC State	0205												
59	A	Clemson	0302												

Non-Div I Games:

Average NET Win: 177

WON-LOST RECORD

ROAD RECORD

STRENGTH OF SCHEDULE

Average NET Loss: 32

DIV. I ONLY	16- 3	1- 3	124
DIV. I NON-CONF.	11- 1	0- 1	306
	Quadrant 1	Quadrant 2	Quadrant 3
OVERALL	2-2	3-1	3-0
HOME	0-0	1-0	2-0
AWAY	0-2	1-1	0-0
NEUTRAL	2-0	1-0	1-0
NON-CONFERENCE	2-0	1-1	1-0
HOME	0-0	0-0	0-0
AWAY	0-0	0-1	0-0
NEUTRAL	2-0	1-0	1-0
			Quadrant 4
			8-0
			11- 0
			1- 3
			4- 0
			11- 1
			7- 0
			0- 1
			4- 0

Q1: (H:1-30)(N:1-50)(A:1-75) 2-2 overall, 2-0 non_conference				Q2: (H:31-75)(N:51-100)(A:76-135) 3-1 overall, 1-1 non_conference				Q3: (H:76-160)(N:101-200)(A:136-240) 3-0 overall, 1-0 non_conference				Q4: (H:161+)(N:201+)(A:241+) 8-0 overall, 7-0 non_conference			
NET S Opponent Score	(H 1-15)(N 1-25)(A 1-40)			NET S Opponent Score	(H 31-55)(N 51-75)(A 76-100)			NET S Opponent Score	(H 76-100)(N 101-135)(A 136-160)			NET S Opponent Score	(H 161-200)(N 201-240)(A 241-280)		
1 A Virginia	59	81	0115	49 H Syracuse	78	56	0126	91 H Notre Dame	81	66	0101	185 H Wake Forest	87	71	0119
9 A North Carolina	82	103	0121	85 A Penn St.	62	63	1127	115 N Northeastern	88	60	1116	190 H Gardner-Webb	87	59	1109
12 N Purdue	89	83	1118	90 A Georgia Tech	52	49	0109	120 H Boston College	77	66	0105	257 H N.C. A&T	82	60	1219
(H 16-30)(N 26-50)(A 41-75)				(H 56-75)(N 76-100)(A 101-135)				Upcoming Games				289 H Saint Francis (PA)	75	37	1124
32 N Washington	73	61	1215	95 N Ball St.	73	64	1115	90 H Georgia Tech			0213	294 H Central Conn. St.	94	40	1201
Upcoming Games				Upcoming Games				103 H Miami (FL)			0308	318 H VMI	89	68	1205
1 H Virginia			0218	91 A Notre Dame			0223					337 H South Carolina St.	81	44	1209
4 H Duke			0226	103 A Miami (FL)			0130					352 H UMES	85	40	1228
11 H Louisville			0204									Upcoming Games			
30 A NC State			0202												
35 A Florida St.			0305												
59 A Clemson			0209												
61 A Pittsburgh			0216												

Non-Div I Games:

Average NET Win: 125

Average NET Loss: 27

WON-LOST
RECORD

ROAD
RECORD

STRENGTH
OF SCHEDULE

DIV. I ONLY	15- 5	3- 2	2
DIV. I NON-CONF.	9- 4	1- 1	2
Quadrant 1		Quadrant 2	Quadrant 3
OVERALL	4-5	3-0	4-0
HOME	2-1	2-0	4-0
AWAY	2-2	1-0	0-0
NEUTRAL	0-2	0-0	0-0
NON-CONFERENCE	2-4	1-0	2-0
HOME	1-1	1-0	2-0
AWAY	1-1	0-0	0-0
NEUTRAL	0-2	0-0	0-0
		Quadrant 4	TOTALS
		4-0	15- 5
		4-0	12- 1
		0-0	3- 2
		0-0	0- 2
		4-0	9- 4
		4-0	8- 1
		0-0	1- 1
		0-0	0- 2

Q1: (H:1-30)(N:1-50)(A:1-75) 4-5 overall, 2-4 non_conference				Q2: (H:31-75)(N:51-100)(A:76-135) 3-0 overall, 1-0 non_conference				Q3: (H:76-160)(N:101-200)(A:136-240) 4-0 overall, 2-0 non_conference				Q4: (H:161+)(N:201+)(A:241+) 4-0 overall, 4-0 non_conference			
NET S Opponent Score	(H 1-15)(N 1-25)(A 1-40)			NET S Opponent Score	(H 31-55)(N 51-75)(A 76-100)			NET S Opponent Score	(H 76-160)(N 101-200)(A 136-240)			NET S Opponent Score	(H 161+)(N 201+)(A 241+)		
3	H	Michigan St.	82 78 1127	41	H	Lipscomb	72 68 1212	76	H	Vermont	86 78 1116	231	H	Robert Morris	73 59 1221
6	N	Tennessee	81 92 1121	90	A	Georgia Tech	79 51 0119	103	H	Miami (FL)	90 73 0106	263	H	Central Ark.	86 41 1205
7	H	Kentucky	58 71 1229					120	H	Boston College	80 70 0116	309	H	Nicholls St.	85 72 1108
9	A	North Carolina	83 62 0112	(H 56-75)(N 76-100)(A 101-135)				138	H	Kent St.	83 70 1215	342	H	Southern U.	104 54 1113
19	N	Marquette	74 77 1123					Upcoming Games				Upcoming Games			
(H 16-30)(N 26-50)(A 41-75)				61	H	Pittsburgh	66 51 0126	91	H	Notre Dame	0303				
				Upcoming Games				185	A	Wake Forest	0130				
30	H	NC State	84 77 0124	59	H	Clemson	0216								
42	A	Indiana	67 68 1208	120	A	Boston College	0227								
60	A	Seton Hall	70 65 1201												
61	A	Pittsburgh	86 89 0109												
Upcoming Games															
1	H	Virginia	0223												
1	A	Virginia	0309												
4	H	Duke	0212												
9	H	North Carolina	0202												
10	A	Virginia Tech	0204												
35	A	Florida St.	0209												
49	A	Syracuse	0220												

Non-Div I Games:

Average NET Win:	110	WON-LOST	ROAD	STRENGTH
Average NET Loss:	32	RECORD	RECORD	OF SCHEDULE

DIV. I ONLY	13- 6	2- 4	4		
DIV. I NON-CONF.	7- 4	0- 2	42		

	Quadrant 1	Quadrant 2	Quadrant 3	Quadrant 4	TOTALS
OVERALL	4-5	3-1	2-0	4-0	13- 6
HOME	2-0	2-0	2-0	3-0	9- 0
AWAY	2-4	0-0	0-0	0-0	2- 4
NEUTRAL	0-1	1-1	0-0	1-0	2- 2
NON-CONFERENCE	0-3	2-1	1-0	4-0	7- 4
HOME	0-0	1-0	1-0	3-0	5- 0
AWAY	0-2	0-0	0-0	0-0	0- 2
NEUTRAL	0-1	1-1	0-0	1-0	2- 2

Q1: (H:1-30)(N:1-50)(A:1-75) 4-5 overall, 0-3 non_conference					Q2: (H:31-75)(N:51-100)(A:76-135) 3-1 overall, 2-1 non_conference					Q3: (H:76-160)(N:101-200)(A:136-240) 2-0 overall, 1-0 non_conference					Q4: (H:161+)(N:201+)(A:241+) 4-0 overall, 4-0 non_conference				
NET S Opponent	Score				NET S Opponent	Score				NET S Opponent	Score				NET S Opponent	Score			
(H 1-15)(N 1-25)(A 1-40)					(H 31-55)(N 51-75)(A 76-100)					(H 76-160)(N 101-200)(A 136-240)					(H:161+)(N:201+)(A:241+)				
3 A Michigan St.	59	77	0108		42 H Indiana	70	55	0119		95 H Ball St.	84	75	1110		165 H Ohio	95	67	1220	
5 A Michigan	57	76	1201		66 N Davidson	79	58	1116		122 H Rutgers	89	54	0115		231 H Robert Morris	84	46	1123	
10 N Virginia Tech	83	89	1118												262 N Appalachian St.	92	70	1115	
14 A Wisconsin	84	80	0111		(H 56-75)(N 76-100)(A 101-135)					Upcoming Games					281 H Fairfield	90	57	1106	
35 A Florida St.	72	73	1128							85 H Penn St.			0216						
38 A Ohio St.	79	67	0123		73 H Belmont	73	62	1229		116 H Illinois			0227						
					91 N Notre Dame	80	88	1215							Upcoming Games				
(H 16-30)(N 26-50)(A 41-75)																			
22 H Maryland	62	60	1206		Upcoming Games														
25 H Iowa	86	70	0103		38 H Ohio St.			0302											
45 A Texas	68	72	1209		58 H Minnesota			0203											
					85 A Penn St.			0131											
Upcoming Games																			
3 H Michigan St.	73	63	0127																
22 A Maryland			0212																
24 H Nebraska			0209																
24 A Nebraska			0223																
42 A Indiana			0219																
52 A Northwestern			0309																
58 A Minnesota			0305																

Non-Div I Games:

Average NET Win: 151 WON-LOST ROAD STRENGTH
Average NET Loss: 37 RECORD RECORD OF SCHEDULE

DIV. I ONLY	15- 5	3- 3	34
DIV. I NON-CONF.	11- 2	1- 1	118
Quadrant 1		Quadrant 2	Quadrant 3
OVERALL	4-3	1-2	4-0
HOME	1-0	1-1	1-0
AWAY	3-3	0-0	0-0
NEUTRAL	0-0	0-1	3-0
NON-CONFERENCE	1-1	0-1	4-0
HOME	0-0	0-0	1-0
AWAY	1-1	0-0	0-0
NEUTRAL	0-0	0-1	3-0
		Quadrant 4	TOTALS
		6-0	15- 5
		6-0	9- 1
		0-0	3- 3
		0-0	3- 1
		6-0	11- 2
		6-0	7- 0
		0-0	1- 1
		0-0	3- 1

Q1: (H:1-30)(N:1-50)(A:1-75) 4-3 overall, 1-1 non_conference				Q2: (H:31-75)(N:51-100)(A:76-135) 1-2 overall, 0-1 non_conference				Q3: (H:76-160)(N:101-200)(A:136-240) 4-0 overall, 4-0 non_conference				Q4: (H:161+)(N:201+)(A:241+) 6-0 overall, 6-0 non_conference			
NET S Opponent Score	(H 1-15)(N 1-25)(A 1-40)			NET S Opponent Score	(H 31-55)(N 51-75)(A 76-100)			NET S Opponent Score	(H 76-100)(N 101-135)(A 136-160)			NET S Opponent Score	(H 161-200)(N 201-240)(A 241-275)		
15 H Kansas	77	60	0105	33 H Kansas St.	57	58	0112	79 H Missouri	76	59	1109	184 H Omaha	82	55	1126
15 A Kansas	76	80	0121	67 N Arizona	66	71	1119	116 N Illinois	84	68	1120	226 H North Dakota St.	81	59	1203
18 A Texas Tech	68	64	0116	(H 56-75)(N 76-100)(A 101-135)				119 N Drake	77	68	1215	229 H Texas Southern	85	73	1112
25 A Iowa	84	98	1206					156 N San Diego St.	87	57	1121	299 H Eastern Ill.	101	53	1221
36 A Ole Miss	87	73	0126					Upcoming Games				310 H Alabama St.	79	53	1106
(H 16-30)(N 26-50)(A 41-75)				70 H Oklahoma St.	72	59	0119	101 H West Virginia		0130		342 H Southern U.	101	65	1209
				Upcoming Games								Upcoming Games			
44 A Baylor	70	73	0108	44 H Baylor			0219								
70 A Oklahoma St.	69	63	0102	45 H Texas			0202								
Upcoming Games				101 A West Virginia			0306								
18 H Texas Tech			0309												
23 A Oklahoma			0204												
23 H Oklahoma			0225												
28 H TCU			0209												
28 A TCU			0223												
33 A Kansas St.			0216												
45 A Texas			0302												

Non-Div I Games:

Average NET Win: 140 WON-LOST RECORD ROAD RECORD STRENGTH OF SCHEDULE

Average NET Loss: 40

DIV. I ONLY	14- 6	4- 3	35		
DIV. I NON-CONF.	8- 3	1- 2	95		
<hr/>					
	Quadrant 1	Quadrant 2	Quadrant 3	Quadrant 4	TOTALS
OVERALL	4-4	4-2	2-0	4-0	14- 6
HOME	2-1	1-1	1-0	4-0	8- 2
AWAY	1-2	3-1	0-0	0-0	4- 3
NEUTRAL	1-1	0-0	1-0	0-0	2- 1
NON-CONFERENCE	2-2	1-1	1-0	4-0	8- 3
HOME	1-0	0-0	0-0	4-0	5- 0
AWAY	0-1	1-1	0-0	0-0	1- 2
NEUTRAL	1-1	0-0	1-0	0-0	2- 1

Q1: (H:1-30)(N:1-50)(A:1-75) 4-4 overall, 2-2 non_conference				Q2: (H:31-75)(N:51-100)(A:76-135) 4-2 overall, 1-1 non_conference				Q3: (H:76-160)(N:101-200)(A:136-240) 2-0 overall, 1-0 non_conference				Q4: (H:161+)(N:201+)(A:241+) 4-0 overall, 4-0 non_conference			
NET S Opponent Score	(H 1-15)(N 1-25)(A 1-40)			NET S Opponent Score	(H 31-55)(N 51-75)(A 76-100)			NET S Opponent Score	(H 76-160)(N 101-200)(A 136-240)			NET S Opponent Score	(H 161+)(N 201+)(A 241+)		
1 N Virginia	46	53	1123	52 H Northwestern	62	46	0126	118 N Stanford	62	46	1121	302 H Houston Baptist	96	59	1117
5 H Michigan	64	54	0119	85 A Penn St.	71	52	0106	122 H Rutgers	69	64	1203	308 H Grambling	84	53	1222
12 H Purdue	80	84	0111	86 A Xavier	77	68	1113	Upcoming Games				341 H Savannah St.	101	60	1213
19 A Marquette	69	74	1208	(H 56-75)(N 76-100)(A 101-135)				85 H Penn St.			0302	346 H Coppin St.	85	63	1106
22 A Maryland	60	64	0114	58 H Minnesota	52	59	0103	116 H Illinois			0218	Upcoming Games			
23 N Oklahoma	78	58	1122	116 A Illinois	72	60	0123								
25 A Iowa	72	66	1130	128 A Western Ky.	76	83	1229								
(H 16-30)(N 26-50)(A 41-75)				Upcoming Games											
30 H NC State	79	75	1127												
Upcoming Games															
3 H Michigan St.			0212												
5 A Michigan			0209												
22 H Maryland			0201												
24 A Nebraska			0129												
25 H Iowa			0307												
38 A Ohio St.			0310												
42 A Indiana			0226												
52 A Northwestern			0223												
58 A Minnesota			0206												

W
i
s
c
o
n
s
i
nW
i
s
c
o
n
s
i
n

Non-Div I Games:

DIV. I ONLY	16- 4	1- 4	1
DIV. I NON-CONF.	11- 2	0- 2	1
	Quadrant 1	Quadrant 2	Quadrant 3
OVERALL	8-3	3-1	2-0
HOME	4-0	3-0	2-0
AWAY	1-3	0-1	0-0
NEUTRAL	3-0	0-0	0-0
NON-CONFERENCE	4-2	2-0	2-0
HOME	1-0	2-0	2-0
AWAY	0-2	0-0	0-0
NEUTRAL	3-0	0-0	0-0
			Quadrant 4
			3-0
			3-0
			0-0
			0-0
			3-0
			3-0
			0-0
			0-0
			0-0
			3-0
			0-2
			3- 0

Q1: (H:1-30)(N:1-50)(A:1-75) 8-3 overall, 4-2 non_conference				Q2: (H:31-75)(N:51-100)(A:76-135) 3-1 overall, 2-0 non_conference				Q3: (H:76-160)(N:101-200)(A:136-240) 2-0 overall, 2-0 non_conference				Q4: (H:161+)(N:201+)(A:241+) 3-0 overall, 3-0 non_conference			
NET S Opponent Score	(H 1-15)(N 1-25)(A 1-40)			NET S Opponent Score	(H 31-55)(N 51-75)(A 76-100)			NET S Opponent Score	(H 76-160)(N 101-200)(A 136-240)			NET S Opponent Score	(H 161+)(N 201+)(A 241+)		
3 N Michigan St.	92	87	1106	31 H Wofford	72	47	1204	76 H Vermont	84	68	1112	169 H Eastern Mich.	87	63	1229
6 N Tennessee	87	81	1123	45 H Texas	80	78	0114	118 H Stanford	90	84	1201	181 H Louisiana	89	76	1116
7 A Kentucky	63	71	0126									208 H South Dakota	89	53	1218
13 A Iowa St.	60	77	0105	(H 56-75)(N 76-100)(A 101-135)				Upcoming Games							
13 H Iowa St.	80	76	0121					101 H West Virginia		0216		Upcoming Games			
19 N Marquette	77	68	1121	74 H New Mexico St.	63	60	1208								
(H 16-30)(N 26-50)(A 41-75)				101 A West Virginia	64	65	0119								
21 H Villanova	74	71	1215	Upcoming Games											
23 H Oklahoma	70	63	0102	33 H Kansas St.			0225								
28 H TCU	77	68	0109	44 H Baylor			0309								
44 A Baylor	73	68	0112	70 H Oklahoma St.			0209								
62 A Arizona St.	76	80	1222												
Upcoming Games															
18 H Texas Tech			0202												
18 A Texas Tech			0223												
23 A Oklahoma			0305												
28 A TCU			0211												
33 A Kansas St.			0205												
45 A Texas			0129												
70 A Oklahoma St.			0302												

Non-Div I Games:

Average NET Win: 125

WON-LOST RECORD

ROAD RECORD

STRENGTH OF SCHEDULE

Average NET Loss: 38

DIV. I ONLY		16- 3	3- 1	20	
DIV. I NON-CONF.		10- 3	0- 1	17	

	Quadrant 1	Quadrant 2	Quadrant 3	Quadrant 4	TOTALS
OVERALL	2-2	5-1	6-0	3-0	16- 3
HOME	0-0	3-0	5-0	3-0	11- 0
AWAY	2-1	1-0	0-0	0-0	3- 1
NEUTRAL	0-1	1-1	1-0	0-0	2- 2
NON-CONFERENCE	0-2	3-1	4-0	3-0	10- 3
HOME	0-0	2-0	3-0	3-0	8- 0
AWAY	0-1	0-0	0-0	0-0	0- 1
NEUTRAL	0-1	1-1	1-0	0-0	2- 2

Q1: (H:1-30)(N:1-50)(A:1-75) 2-2 overall, 0-2 non_conference		Q2: (H:31-75)(N:51-100)(A:76-135) 5-1 overall, 3-1 non_conference		Q3: (H:76-160)(N:101-200)(A:136-240) 6-0 overall, 4-0 non_conference		Q4: (H:161+)(N:201+)(A:241+) 3-0 overall, 3-0 non_conference	
NET S Opponent Score (H 1-15)(N 1-25)(A 1-40)		NET S Opponent Score (H 31-55)(N 51-75)(A 76-100)		NET S Opponent Score		NET S Opponent Score	
8 A Houston 76 82 1212		43 H Alabama 88 79 0108		81 H Furman 75 57 1221		301 H Southeastern La. 94 63 1106	
36 A Ole Miss 83 69 0115		51 H UNC Greensboro 97 91 1109		88 H Georgia 92 82 0123		308 H Grambling 78 57 1201	
(H 16-30)(N 26-50)(A 41-75)		54 N Saint Mary's (CA) 78 74 1215		107 H Louisiana Tech 74 67 1116		340 H Incarnate Word 91 50 1209	
35 N Florida St. 76 79 1123		70 N Oklahoma St. 77 90 1125		112 N Col. of Charleston 67 55 1122		Upcoming Games	
69 A Arkansas 94 88 0112		79 A Missouri 86 80 0126		113 H South Carolina 89 67 0119			
Upcoming Games		(H 56-75)(N 76-100)(A 101-135)		151 H La.-Monroe 81 69 1228			
6 H Tennessee 0223		64 H Memphis 85 76 1113		Upcoming Games			
7 A Kentucky 0212		Upcoming Games		93 H Vanderbilt 0309			
27 H Auburn 0209		37 H Florida 0220		108 H Texas A&M 0226			
29 A Mississippi St. 0206		69 H Arkansas 0202					
37 A Florida 0306		88 A Georgia 0216					
43 A Alabama 0302		108 A Texas A&M 0130					

Non-Div I Games:

Average NET Win: 146
Average NET Loss: 182

WON-LOST
RECORD

ROAD
RECORD

STRENGTH
OF SCHEDULE

DIV. I ONLY		19- 1	5- 1	90	
DIV. I NON-CONF.		13- 0	3- 0	38	
Quadrant 1		Quadrant 2	Quadrant 3	Quadrant 4	TOTALS
OVERALL	1-0	6-0	5-1	7-0	19- 1
HOME	0-0	1-0	3-0	6-0	10- 0
AWAY	1-0	3-0	1-1	0-0	5- 1
NEUTRAL	0-0	2-0	1-0	1-0	4- 0
NON-CONFERENCE	1-0	4-0	4-0	4-0	13- 0
HOME	0-0	0-0	3-0	3-0	6- 0
AWAY	1-0	2-0	0-0	0-0	3- 0
NEUTRAL	0-0	2-0	1-0	1-0	4- 0

Q1: (H:1-30)(N:1-50)(A:1-75) 1-0 overall, 1-0 non_conference					Q2: (H:31-75)(N:51-100)(A:76-135) 6-0 overall, 4-0 non_conference					Q3: (H:76-160)(N:101-200)(A:136-240) 5-1 overall, 4-0 non_conference					Q4: (H:161+)(N:201+)(A:241+) 7-0 overall, 4-0 non_conference				
NET	S	Opponent	Score		NET	S	Opponent	Score		NET	S	Opponent	Score		NET	S	Opponent	Score	
(H 1-15)(N 1-25)(A 1-40)					(H 31-55)(N 51-75)(A 76-100)					(H 76-160)(N 101-200)(A 136-240)					(H:161+)(N:201+)(A:241+)				
-----					-----					-----					-----				
(H 16-30)(N 26-50)(A 41-75)					(H 56-75)(N 76-100)(A 101-135)					Upcoming Games					Upcoming Games				
75	A	Southern California	73	61 1201	40	H	Utah St.	72	49 0102	104	N	Tulsa	96	86 1122	183	H	Pacific	83	61 1109
Upcoming Games					62	N	Arizona St.	72	66 1207	105	H	South Dakota St.	72	68 1215	204	H	Colorado St.	100	60 0123
40	A	Utah St.		0302	80	A	Fresno St.	74	64 0112	111	H	BYU	86	70 1106	206	N	Massachusetts	110	87 1123
					89	A	Utah	86	71 1229	141	H	Akron	68	62 1222	214	H	California Baptist	90	55 1119
										147	A	Boise St.	72	71 0115	221	H	Air Force	67	52 0119
										182	A	New Mexico	58	85 0105	246	H	Little Rock	87	59 1116
										Upcoming Games					332	H	San Jose St.	92	53 0109
										80	H	Fresno St.		0223	Upcoming Games				
					87	N	Grand Canyon	74	66 1209	147	H	Boise St.		0202					
					132	A	Loyola Chicago	79	65 1127	153	A	UNLV		0129	182	H	New Mexico		0209
					Upcoming Games					153	H	UNLV		0227	314	A	Wyoming		0216
										156	A	San Diego St.		0220					
										156	H	San Diego St.		0309					
										204	A	Colorado St.		0206					
										221	A	Air Force		0305					

Non-Div I Games:

Average NET Win: 164 WON-LOST RECORD ROAD RECORD STRENGTH OF SCHEDULE
Average NET Loss: 24

DIV. I ONLY	16- 4	2- 2	52		
DIV. I NON-CONF.	12- 1	0- 0	168		
<hr/>					
	Quadrant 1	Quadrant 2	Quadrant 3	Quadrant 4	TOTALS
OVERALL	3-4	5-0	0-0	8-0	16- 4
HOME	1-1	2-0	0-0	8-0	11- 1
AWAY	1-2	1-0	0-0	0-0	2- 2
NEUTRAL	1-1	2-0	0-0	0-0	3- 1
NON-CONFERENCE	1-1	3-0	0-0	8-0	12- 1
HOME	0-0	1-0	0-0	8-0	9- 0
AWAY	0-0	0-0	0-0	0-0	0- 0
NEUTRAL	1-1	2-0	0-0	0-0	3- 1

Q1: (H:1-30)(N:1-50)(A:1-75) 3-4 overall, 1-1 non_conference						Q2: (H:31-75)(N:51-100)(A:76-135) 5-0 overall, 3-0 non_conference						Q3: (H:76-160)(N:101-200)(A:136-240) 0-0 overall, 0-0 non_conference						Q4: (H:161+)(N:201+)(A:241+) 8-0 overall, 8-0 non_conference					
NET	S	Opponent	Score			NET	S	Opponent	Score			NET	S	Opponent	Score			NET	S	Opponent	Score		
(H 1-15)(N 1-25)(A 1-40)						(H 31-55)(N 51-75)(A 76-100)						----- Upcoming Games						----- Upcoming Games					
4	N	Duke	58	69	1220	33	H	Kansas St.	63	57	0105	101	H	West Virginia	0204	167	H	Abilene Christian	82	48	1215		
13	H	Iowa St.	64	68	0116	64	N	Memphis	78	67	1201					173	H	Northern Colo.	93	62	1124		
24	N	Nebraska	70	52	1120	75	N	Southern California	78	63	1119					196	H	UTRGV	71	46	1228		
33	A	Kansas St.	45	58	0122	----- (H 56-75)(N 76-100)(A 101-135)										301	H	Southeastern La.	59	40	1113		
----- (H 16-30)(N 26-50)(A 41-75)						69	H	Arkansas	67	64	0126					321	H	Ark.-Pine Bluff	65	47	1205		
23	H	Oklahoma	66	59	0108	101	A	West Virginia	62	59	0102					339	H	Northwestern St.	79	44	1212		
44	A	Baylor	62	73	0119	----- Upcoming Games										340	H	Incarnate Word	87	37	1106		
45	A	Texas	68	62	0112	44	H	Baylor			0216					350	H	Mississippi Val.	84	52	1109		
----- Upcoming Games						45	H	Texas			0304					----- Upcoming Games							
13	A	Iowa St.			0309	70	H	Oklahoma St.			0227												
15	A	Kansas			0202																		
15	H	Kansas			0223																		
23	A	Oklahoma			0209																		
28	H	TCU			0128																		
28	A	TCU			0302																		
70	A	Oklahoma St.			0213																		

Non-Div I Games:

Average NET Win: 141 WON-LOST RECORD ROAD RECORD STRENGTH OF SCHEDULE
 Average NET Loss: 32

DIV. I ONLY	18- 3	3- 2	41		
DIV. I NON-CONF.	11- 2	0- 1	97		
<hr/>					
	Quadrant 1	Quadrant 2	Quadrant 3	Quadrant 4	TOTALS
OVERALL	4-3	5-0	2-0	7-0	18- 3
HOME	2-0	3-0	2-0	7-0	14- 0
AWAY	1-2	2-0	0-0	0-0	3- 2
NEUTRAL	1-1	0-0	0-0	0-0	1- 1
NON-CONFERENCE	3-2	1-0	0-0	7-0	11- 2
HOME	2-0	1-0	0-0	7-0	10- 0
AWAY	0-1	0-0	0-0	0-0	0- 1
NEUTRAL	1-1	0-0	0-0	0-0	1- 1

Q1: (H:1-30)(N:1-50)(A:1-75) 4-3 overall, 3-2 non_conference						Q2: (H:31-75)(N:51-100)(A:76-135) 5-0 overall, 1-0 non_conference						Q3: (H:76-160)(N:101-200)(A:136-240) 2-0 overall, 0-0 non_conference						Q4: (H:161+)(N:201+)(A:241+) 7-0 overall, 7-0 non_conference								
NET	S	Opponent	Score			NET	S	Opponent	Score			NET	S	Opponent	Score			NET	S	Opponent	Score					
(H 1-15)(N 1-25)(A 1-40)						(H 31-55)(N 51-75)(A 76-100)						(H 76-160)(N 101-200)(A 136-240)						(H:161+)(N:201+)(A:241+)								
11	N	Louisville	77	74	1123	33	H	Kansas St.	83	71	1201	86	H	Xavier	70	52	0106	195	H	Presbyterian	74	55	1117			
14	H	Wisconsin	74	69	1208	86	A	Xavier	87	82	0126	99	H	DePaul	79	69	0123	232	H	UMBC	67	42	1106			
15	N	Kansas	68	77	1121	-----						-----						249	H	UTEP	76	69	1204			
39	A	St. John's (NY)	69	89	0101	(H 56-75)(N 76-100)(A 101-135)						Upcoming Games						271	H	Charleston So.	76	55	1127			
-----						-----						109						H	Georgetown	0309	290	H	North Dakota	92	66	1218
(H 16-30)(N 26-50)(A 41-75)						60	H	Seton Hall	70	66	0112							-----								
20	H	Buffalo	103	85	1221	72	H	Providence	79	68	0120							Upcoming Games								
42	A	Indiana	73	96	1114	109	A	Georgetown	74	71	0115															
57	A	Creighton	106	104	0109	-----																				
Upcoming Games						39	H	St. John's (NY)	0205																	
21	H	Villanova	0209			50	H	Butler	0220																	
21	A	Villanova	0227			57	H	Creighton	0303																	
50	A	Butler	0130			99	A	DePaul	0212																	
60	A	Seton Hall	0306																							
72	A	Providence	0223																							

Marquette

Marquette

Non-Div I Games:

STRENGTH

RECORD

RECORD

OF SCHEDULE

Q1: (H:1-30)(N:1-50)(A:1-75) 2-1 overall, 2-1 non_conference						Q2: (H:31-75)(N:51-100)(A:76-135) 2-1 overall, 1-0 non_conference						Q3: (H:76-160)(N:101-200)(A:136-240) 7-0 overall, 4-0 non_conference						Q4: (H:161+)(N:201+)(A:241+) 6-0 overall, 4-0 non_conference					
NET	S	Opponent	Score			NET	S	Opponent	Score			NET	S	Opponent	Score			NET	S	Opponent	Score		
(H 1-15)(N 1-25)(A 1-40)						(H 31-55)(N 51-75)(A 76-100)						(H 76-160)(N 101-200)(A 136-240)						(H:161+)(N:201+)(A:241+)					
19	A	Marquette	85	103	1221	----- (H 56-75)(N 76-100)(A 101-135)						138	A	Kent St.	88	79	0125	169	H	Eastern Mich.	77	65	0118
----- (H 16-30)(N 26-50)(A 41-75)						63	H	Toledo	110	80	0108	149	H	Miami (OH)	88	64	0112	194	H	Dartmouth	110	71	1121
47	N	San Francisco	85	81	1201	101	A	West Virginia	99	94	1109	155	A	Southern Ill.	62	53	1112	269	A	Western Mich.	88	79	0115
49	A	Syracuse	71	59	1218	121	A	Northern Ill.	75	77	0122	155	H	Southern Ill.	73	65	1215	282	H	Marist	76	49	1124
-----						-----						162	A	St. Bonaventure	80	62	1208	286	N	Milwaukee	96	77	1130
Upcoming Games						Upcoming Games						Upcoming Games						Upcoming Games					
63	A	Toledo	0216			131	A	Bowling Green	0202			95	H	Ball St.	0129			165	H	Ohio	0219		
												131	H	Bowling Green	0308								
												137	H	Central Mich.	0209								
												138	H	Kent St.	0223								
												141	A	Akron	0212								
												141	H	Akron	0226								
												149	A	Miami (OH)	0302								
												165	A	Ohio	0305								

Loss Non-Conf H - HOME A-AWAY N-NEUTRAL

Average NET Win: 126 WON-LOST RECORD ROAD RECORD STRENGTH OF SCHEDULE
Average NET Loss: 46

DIV. I ONLY	15- 4	4- 2	15		
DIV. I NON-CONF.	9- 4	1- 2	20		
	Quadrant 1	Quadrant 2	Quadrant 3	Quadrant 4	TOTALS
OVERALL	4-2	4-1	2-1	5-0	15- 4
HOME	0-1	2-0	2-1	3-0	7- 2
AWAY	3-1	0-1	0-0	1-0	4- 2
NEUTRAL	1-0	2-0	0-0	1-0	4- 0
NON-CONFERENCE	1-2	3-1	0-1	5-0	9- 4
HOME	0-1	1-0	0-1	3-0	4- 2
AWAY	0-1	0-1	0-0	1-0	1- 2
NEUTRAL	1-0	2-0	0-0	1-0	4- 0

Q1: (H:1-30)(N:1-50)(A:1-75) 4-2 overall, 1-2 non_conference					Q2: (H:31-75)(N:51-100)(A:76-135) 4-1 overall, 3-1 non_conference					Q3: (H:76-160)(N:101-200)(A:136-240) 2-1 overall, 0-1 non_conference					Q4: (H:161+)(N:201+)(A:241+) 5-0 overall, 5-0 non_conference				
NET S Opponent Score	(H 1-15)(N 1-25)(A 1-40)				NET S Opponent Score	(H 31-55)(N 51-75)(A 76-100)				NET S Opponent Score	(H 76-160)(N 101-200)(A 136-240)				NET S Opponent Score	(H 161+)(N 201+)(A 241+)			
5 H Michigan	46	73	1114		39 H St. John's (NY)	76	71	0108		81 H Furman	68	76	1117		172 H Saint Joseph's	70	58	1208	
15 A Kansas	71	74	1215		70 N Oklahoma St.	77	58	1123		86 H Xavier	85	75	0118		240 N Canisius	83	56	1122	
	(H 16-30)(N 26-50)(A 41-75)				83 A Penn	75	78	1211		99 H DePaul	73	68	0102		252 A La Salle	85	78	1201	
						(H 56-75)(N 76-100)(A 101-135)				Upcoming Games					261 H Quinnipiac	86	53	1110	
35 N Florida St.	66	60	1125							109 H Georgetown			0203		323 H Morgan St.	100	77	1106	
50 A Butler	80	72	0122		56 H Temple	69	59	1205							Upcoming Games				
57 A Creighton	90	78	0113		78 N UConn	81	58	1222											
72 A Providence	65	59	0105		Upcoming Games														
Upcoming Games					50 H Butler			0302											
19 A Marquette			0209		57 H Creighton			0206											
19 H Marquette			0227		60 H Seton Hall			0127											
39 A St. John's (NY)			0217		72 H Providence			0213											
60 A Seton Hall			0309		86 A Xavier			0224											
					99 A DePaul			0130											
					109 A Georgetown			0220											

Non-Div I Games:

Average NET Win: 136

WON-LOST RECORD

ROAD RECORD

STRENGTH OF SCHEDULE

Average NET Loss: 38

DIV. I ONLY	16- 5	4- 2	26
DIV. I NON-CONF.	9- 2	1- 0	33
Quadrant 1		Quadrant 2	Quadrant 3
OVERALL	4-3	3-1	4-1
HOME	2-1	2-1	3-0
AWAY	2-2	1-0	0-0
NEUTRAL	0-0	0-0	1-1
NON-CONFERENCE	0-1	1-1	3-0
HOME	0-1	1-1	2-0
AWAY	0-0	0-0	0-0
NEUTRAL	0-0	0-0	1-0
		Quadrant 4	TOTALS
		5-0	16- 5
		4-0	11- 2
		1-0	4- 2
		0-0	1- 1
		5-0	9- 2
		4-0	7- 2
		1-0	1- 0
		0-0	1- 0

Q1: (H:1-30)(N:1-50)(A:1-75) 4-3 overall, 0-1 non_conference				Q2: (H:31-75)(N:51-100)(A:76-135) 3-1 overall, 1-1 non_conference				Q3: (H:76-160)(N:101-200)(A:136-240) 4-1 overall, 3-0 non_conference				Q4: (H:161+)(N:201+)(A:241+) 5-0 overall, 5-0 non_conference			
NET S Opponent Score	(H 1-15)(N 1-25)(A 1-40)			NET S Opponent Score	(H 31-55)(N 51-75)(A 76-100)			NET S Opponent Score	(H 76-160)(N 101-200)(A 136-240)			NET S Opponent Score	(H 161+)(N 201+)(A 241+)		
1	H	Virginia	71 76 1128	42	H	Indiana	78 75 0111	85	H	Penn St.	66 59 1201	207	H	Delaware	73 67 1106
3	A	Michigan St.	55 69 0121	46	H	Hofstra	80 69 1116	110	H	Radford	78 64 1229	257	H	N.C. A&T	82 59 1112
12	A	Purdue	60 62 1206					116	N	Illinois	67 78 0126	275	H	Loyola Maryland	94 71 1211
14	H	Wisconsin	64 60 0114	(H 56-75)(N 76-100)(A 101-135)				132	N	Loyola Chicago	55 41 1208	293	A	Navy	78 57 1109
38	A	Ohio St.	75 61 0118					140	H	Marshall	104 67 1123	325	H	Mt. St. Mary's	92 77 1118
(H 16-30)(N 26-50)(A 41-75)				60	H	Seton Hall	74 78 1222	Upcoming Games				Upcoming Games			
				122	A	Rutgers	77 63 0105								
				Upcoming Games											
24	H	Nebraska	74 72 0102	38	H	Ohio St.	0223								
58	A	Minnesota	82 67 0108	52	H	Northwestern	0129								
Upcoming Games				58	H	Minnesota	0308								
5	A	Michigan	0216	85	A	Penn St.	0227								
5	H	Michigan	0303												
12	H	Purdue	0212												
14	A	Wisconsin	0201												
24	A	Nebraska	0206												
25	A	Iowa	0219												

Non-Div I Games:

Average NET Win:85

Average NET Loss:25

WON-LOST
RECORD

ROAD
RECORD

STRENGTH
OF SCHEDULE

DIV. I ONLY	15- 5	4- 3	9		
DIV. I NON-CONF.	12- 1	3- 0	9		
	Quadrant 1	Quadrant 2	Quadrant 3	Quadrant 4	TOTALS
OVERALL	4-4	6-1	5-0	0-0	15- 5
HOME	1-0	4-1	3-0	0-0	8- 1
AWAY	2-3	0-0	2-0	0-0	4- 3
NEUTRAL	1-1	2-0	0-0	0-0	3- 1
NON-CONFERENCE	2-1	5-0	5-0	0-0	12- 1
HOME	0-0	3-0	3-0	0-0	6- 0
AWAY	1-0	0-0	2-0	0-0	3- 0
NEUTRAL	1-1	2-0	0-0	0-0	3- 1

Q1: (H:1-30)(N:1-50)(A:1-75) 4-4 overall, 2-1 non_conference					Q2: (H:31-75)(N:51-100)(A:76-135) 6-1 overall, 5-0 non_conference					Q3: (H:76-160)(N:101-200)(A:136-240) 5-0 overall, 5-0 non_conference					Q4: (H:161+)(N:201+)(A:241+) 0-0 overall, 0-0 non_conference							
NET	S	Opponent	Score		NET	S	Opponent	Score		NET	S	Opponent	Score		NET	S	Opponent	Score				
(H 1-15)(N 1-25)(A 1-40)					(H 31-55)(N 51-75)(A 76-100)					(H 76-160)(N 101-200)(A 136-240)					(H:161+)(N:201+)(A:241+)							
-----					-----					-----					Upcoming Games							
14	N	Wisconsin	58	78	1122	31	H	Wofford	75 64	1118	93	H	Vanderbilt	86 55	0126							
15	A	Kansas	63	70	0102	33	H	Kansas St.	61	74	0116	97	H	North Texas	73 57	1127						
18	A	Texas Tech	59	66	0108						135	H	Wichita St.	80 48	1208							
-----					(H 56-75)(N 76-100)(A 101-135)																	
(H 16-30)(N 26-50)(A 41-75)																						
28	H	TCU	76	74	0112	57	H	Creighton	83 70	1218	150	A	UTSA	87 67	1112							
37	N	Florida	65	60	1121	70	H	Oklahoma St.	74 64	0105	196	A	UTRGV	91 76	1109							
45	A	Texas	72	75	0119	75	H	Southern California	81 70	1215												
52	A	Northwestern	76	69	1221	91	N	Notre Dame	85 80	1204												
70	A	Oklahoma St.	70	61	0123	96	N	Dayton	65 54	1123												

Upcoming Games					Upcoming Games					Upcoming Games					Upcoming Games							
13	H	Iowa St.			0204	44	H	Baylor			0128	101	H	West Virginia								
13	A	Iowa St.			0225	45	H	Texas			0223											
15	H	Kansas			0305	101	A	West Virginia			0202											
18	H	Texas Tech			0209																	
28	A	TCU			0216																	
33	A	Kansas St.			0309																	
44	A	Baylor			0211																	

O
k
l
a
h
o
m
a

O
k
l
a
h
o
m
a

Non-Div I Games:

Average NET Win: 148

Average NET Loss: 41

WON-LOST
RECORD

ROAD
RECORD

STRENGTH
OF SCHEDULE

DIV. I ONLY	12- 7	2- 4	79
DIV. I NON-CONF.	9- 1	1- 0	224
Quadrant 1		Quadrant 2	Quadrant 3
OVERALL	2-5	3-2	3-0
HOME	0-1	2-1	2-0
AWAY	2-3	0-1	0-0
NEUTRAL	0-1	1-0	1-0
NON-CONFERENCE	1-1	3-0	1-0
HOME	0-0	2-0	0-0
AWAY	1-0	0-0	0-0
NEUTRAL	0-1	1-0	1-0
		Quadrant 4	TOTALS
		4-0	12- 7
		4-0	8- 2
		0-0	2- 4
		0-0	2- 1
		4-0	9- 1
		4-0	6- 0
		0-0	1- 0
		0-0	2- 1

Q1: (H:1-30)(N:1-50)(A:1-75) 2-5 overall, 1-1 non_conference				Q2: (H:31-75)(N:51-100)(A:76-135) 3-2 overall, 3-0 non_conference				Q3: (H:76-160)(N:101-200)(A:136-240) 3-0 overall, 1-0 non_conference				Q4: (H:161+)(N:201+)(A:241+) 4-0 overall, 4-0 non_conference			
NET	S	Opponent	Score	NET	S	Opponent	Score	NET	S	Opponent	Score	NET	S	Opponent	Score
		(H 1-15)(N 1-25)(A 1-40)				(H 31-55)(N 51-75)(A 76-100)									
3	H	Michigan St.	64 70 0117	38	H	Ohio St.	60 70 0126	85	H	Penn St.	70 64 0110	178	H	Cal St. Fullerton	86 62 1222
18	N	Texas Tech	52 70 1120	70	N	Oklahoma St.	79 56 1216	116	H	Illinois	75 60 1202	292	H	Western Ill.	73 49 1124
22	A	Maryland	72 74 0102					163	N	Missouri St.	85 62 1119	301	H	Southeastern La.	87 35 1111
25	A	Iowa	84 93 0106					Upcoming Games				350	H	Mississippi Val.	106 37 1106
				(H 56-75)(N 76-100)(A 101-135)								Upcoming Games			
(H 16-30)(N 26-50)(A 41-75)				57	H	Creighton	94 75 1208								
42	A	Indiana	66 51 0114	60	H	Seton Hall	80 57 1114								
58	A	Minnesota	78 85 1205	122	A	Rutgers	69 76 0121								
59	A	Clemson	68 66 1126												
Upcoming Games				Upcoming Games											
3	A	Michigan St.	0305	52	H	Northwestern	0216								
5	A	Michigan	0228	58	H	Minnesota	0213								
12	A	Purdue	0209	85	A	Penn St.	0219								
12	H	Purdue	0223	116	A	Illinois	0202								
14	H	Wisconsin	0129												
22	H	Maryland	0206												
25	H	Iowa	0310												

Nebraska

Nebraska

Non-Div I Games: Southwest Minn S 79 38

Average NET Win: 153

WON-LOST RECORD

ROAD RECORD

STRENGTH OF SCHEDULE

Average NET Loss: 8

DIV. I ONLY		16- 4	2- 2	92	
DIV. I NON-CONF.		11- 0	0- 0	266	
<hr/>					
	Quadrant 1	Quadrant 2	Quadrant 3	Quadrant 4	TOTALS
OVERALL	3-4	5-0	2-0	6-0	16- 4
HOME	2-2	2-0	1-0	6-0	11- 2
AWAY	1-2	1-0	0-0	0-0	2- 2
NEUTRAL	0-0	2-0	1-0	0-0	3- 0
NON-CONFERENCE	1-0	3-0	1-0	6-0	11- 0
HOME	1-0	1-0	0-0	6-0	8- 0
AWAY	0-0	0-0	0-0	0-0	0- 0
NEUTRAL	0-0	2-0	1-0	0-0	3- 0

Q1: (H:1-30)(N:1-50)(A:1-75) 3-4 overall, 1-0 non_conference			Q2: (H:31-75)(N:51-100)(A:76-135) 5-0 overall, 3-0 non_conference			Q3: (H:76-160)(N:101-200)(A:136-240) 2-0 overall, 1-0 non_conference			Q4: (H:161+)(N:201+)(A:241+) 6-0 overall, 6-0 non_conference		
NET S Opponent Score (H 1-15)(N 1-25)(A 1-40)			NET S Opponent Score (H 31-55)(N 51-75)(A 76-100)			NET S Opponent Score (H 76-160)(N 101-200)(A 136-240)			NET S Opponent Score (H 161-240)(N 201-240)(A 241-300)		
3 A Michigan St. 68 90 1203			38 H Ohio St. 72 62 0112			116 H Illinois 95 71 0120			217 H UMKC 77 63 1108		
3 H Michigan St. 67 82 0124			68 N Oregon 77 69 1115			198 N UNI 77 54 1215			220 H Green Bay 93 82 1111		
12 A Purdue 70 86 0103			85 A Penn St. 89 82 0116			Upcoming Games			295 H Western Caro. 78 60 1218		
13 H Iowa St. 98 84 1206			(H 56-75)(N 76-100)(A 101-135)			122 H Rutgers 0302			310 H Alabama St. 105 78 1121		
14 H Wisconsin 66 72 1130			61 H Pittsburgh 69 68 1127						326 H Bryant 72 67 1229		
(H 16-30)(N 26-50)(A 41-75)			78 N UConn 91 72 1116						341 H Savannah St. 110 64 1222		
24 H Nebraska 93 84 0106			Upcoming Games						Upcoming Games		
52 A Northwestern 73 63 0109			42 H Indiana 0222								
Upcoming Games			52 H Northwestern 0210								
5 H Michigan 0201			122 A Rutgers 0216								
14 A Wisconsin 0307											
22 H Maryland 0219											
24 A Nebraska 0310											
38 A Ohio St. 0226											
42 A Indiana 0207											
58 A Minnesota 0127											

Non-Div I Games:

Average NET Win: 173

WON-LOST RECORD

ROAD RECORD

STRENGTH OF SCHEDULE

Average NET Loss: 106

DIV. I ONLY	17- 3	3- 2	103
DIV. I NON-CONF.	11- 2	1- 1	110
Quadrant 1		Quadrant 2	Quadrant 3
OVERALL	1-1	2-1	8-0
HOME	0-0	0-1	6-0
AWAY	0-1	2-0	1-0
NEUTRAL	1-0	0-0	1-0
NON-CONFERENCE	1-1	0-1	5-0
HOME	0-0	0-1	3-0
AWAY	0-1	0-0	1-0
NEUTRAL	1-0	0-0	1-0
		Quadrant 4	TOTALS
		6-1	17- 3
		6-0	12- 1
		0-1	3- 2
		0-0	2- 0
		5-0	11- 2
		5-0	8- 1
		0-0	1- 1
		0-0	2- 0

Q1: (H:1-30)(N:1-50)(A:1-75) 1-1 overall, 1-1 non_conference				Q2: (H:31-75)(N:51-100)(A:76-135) 2-1 overall, 0-1 non_conference				Q3: (H:76-160)(N:101-200)(A:136-240) 8-0 overall, 5-0 non_conference				Q4: (H:161+)(N:201+)(A:241+) 6-1 overall, 5-0 non_conference			
NET	S	Opponent	Score	NET	S	Opponent	Score	NET	S	Opponent	Score	NET	S	Opponent	Score
(H 1-15)(N 1-25)(A 1-40)				(H 31-55)(N 51-75)(A 76-100)				(H 76-160)(N 101-200)(A 136-240)				(H:161+)(N:201+)(A:241+)			
29	A	Mississippi St.	59 70 1215	38	H	Ohio St.	56 64 1107	78	H	UConn	74 72 0112	251	A	East Carolina	71 73 0105
(H 16-30)(N 26-50)(A 41-75)				(H 56-75)(N 76-100)(A 101-135)				82	H	South Fla.	82 74 0115	269	H	Western Mich.	78 52 1119
36	N	Ole Miss	71 57 1124	104	A	Tulsa	70 65 0110	86	H	Xavier	62 47 1208	286	H	Milwaukee	74 63 1116
Upcoming Games				135	A	Wichita St.	66 55 0119	92	H	Northern Ky.	78 65 1204	303	H	Tulane	93 61 0102
8	A	Houston	0210	Upcoming Games				98	H	UCLA	93 64 1219	321	H	Ark.-Pine Bluff	105 49 1127
8	H	Houston	0310	34	H	UCF	0221	104	H	Tulsa	88 64 0124	324	H	N.C. Central	73 51 1113
34	A	UCF	0307	64	H	Memphis	0302	129	N	George Mason	71 55 1123	337	H	South Carolina St.	77 56 1222
56	A	Temple	0127	78	A	UConn	0224	153	A	UNLV	65 61 1201	Upcoming Games			
64	A	Memphis	0207	123	A	SMU	0227	Upcoming Games							
								123	H	SMU	0202				
								135	H	Wichita St.	0217				

Non-Div I Games:

Average NET Win:	150	WON-LOST	ROAD	STRENGTH
Average NET Loss:	37	RECORD	RECORD	OF SCHEDULE

DIV. I ONLY	12- 6	1- 4	22
DIV. I NON-CONF.	10- 2	0- 1	23
<hr/>			
	Quadrant 1	Quadrant 2	Quadrant 3
OVERALL	0-5	5-1	3-0
HOME	0-1	2-0	2-0
AWAY	0-3	1-1	0-0
NEUTRAL	0-1	2-0	1-0
NON-CONFERENCE	0-2	4-0	2-0
HOME	0-0	2-0	1-0
AWAY	0-1	0-0	0-0
NEUTRAL	0-1	2-0	1-0
			Quadrant 4
			12- 6
			8- 1
			1- 4
			3- 1
			10- 2
			7- 0
			0- 1
			3- 1

Q1: (H:1-30)(N:1-50)(A:1-75) 0-5 overall, 0-2 non_conference					Q2: (H:31-75)(N:51-100)(A:76-135) 5-1 overall, 4-0 non_conference					Q3: (H:76-160)(N:101-200)(A:136-240) 3-0 overall, 2-0 non_conference					Q4: (H:161+)(N:201+)(A:241+) 4-0 overall, 4-0 non_conference				
NET	S	Opponent	Score		NET	S	Opponent	Score		NET	S	Opponent	Score		NET	S	Opponent	Score	
(H 1-15)(N 1-25)(A 1-40)					(H 31-55)(N 51-75)(A 76-100)					(H 76-160)(N 101-200)(A 136-240)					(H 161+)(N 201+)(A 241+)				
4	N	Duke	72	78	1120	32	H	Washington	88 66 1109	88	H	Georgia	93 78 0112	202	H	North Florida	95 49 1229		
7	H	Kentucky	80	82	0119	53	H	Murray St.	93 88 1222	96	H	Dayton	82 72 1208	264	H	South Alabama	101 58 1106		
29	A	Mississippi St.	84	92	0126	67	N	Arizona	73 57 1121	134	N	UAB	75 71 1215	316	H	Saint Peter's	99 49 1128		
30	A	NC State	71	78	1219	-----				Upcoming Games				353	H	UNC Asheville	67 41 1204		
36	A	Ole Miss	67	82	0109	(H 56-75)(N 76-100)(A 101-135)				79	H	Missouri	0130	Upcoming Games					
-----					86	N	Xavier	88 79 1119											
(H 16-30)(N 26-50)(A 41-75)					108	A	Texas A&M	85 66 0116											
-----					113	A	South Carolina	77 80 0122											
Upcoming Games					Upcoming Games														
6	H	Tennessee	0309		36	H	Ole Miss	0213											
7	A	Kentucky	0223		37	H	Florida	0205											
16	A	LSU	0209		43	H	Alabama	0202											
29	H	Mississippi St.	0302		69	H	Arkansas	0220											
43	A	Alabama	0305		88	A	Georgia	0227											
					93	A	Vanderbilt	0216											

Non-Div I Games: Mississippi Col 103 52

Average NET Win: 138

WON-LOST RECORD

ROAD RECORD

STRENGTH OF SCHEDULE

Average NET Loss: 28

DIV. I ONLY		15- 4	1- 3	23	
DIV. I NON-CONF.		12- 1	1- 0	37	
<hr/>					
	Quadrant 1	Quadrant 2	Quadrant 3	Quadrant 4	TOTALS
OVERALL	0-3	5-1	5-0	5-0	15- 4
HOME	0-0	3-1	3-0	4-0	10- 1
AWAY	0-3	1-0	0-0	0-0	1- 3
NEUTRAL	0-0	1-0	2-0	1-0	4- 0
NON-CONFERENCE	0-0	3-1	4-0	5-0	12- 1
HOME	0-0	1-1	2-0	4-0	7- 1
AWAY	0-0	1-0	0-0	0-0	1- 0
NEUTRAL	0-0	1-0	2-0	1-0	4- 0

Q1: (H:1-30)(N:1-50)(A:1-75) 0-3 overall, 0-0 non_conference				Q2: (H:31-75)(N:51-100)(A:76-135) 5-1 overall, 3-1 non_conference				Q3: (H:76-160)(N:101-200)(A:136-240) 5-0 overall, 4-0 non_conference				Q4: (H:161+)(N:201+)(A:241+) 5-0 overall, 5-0 non_conference			
NET	S	Opponent	Score	NET	S	Opponent	Score	NET	S	Opponent	Score	NET	S	Opponent	Score
(H 1-15)(N 1-25)(A 1-40)				(H 31-55)(N 51-75)(A 76-100)				(H 76-160)(N 101-200)(A 136-240)				(H:161+)(N:201+)(A:241+)			
15	A	Kansas	68 77 0109	37	H	Florida	55 50 0126	80	H	Fresno St.	77 69 1115	169	H	Eastern Mich.	87 69 1126
23	A	Oklahoma	74 76 0112	41	H	Lipscomb	64 73 1120	101	H	West Virginia	98 67 0115	171	H	CSU Bakersfield	66 61 1107
33	A	Kansas St.	55 65 0119	44	H	Baylor	85 81 0105	137	H	Central Mich.	89 62 1130	180	H	Indiana St.	90 70 1216
(H 16-30)(N 26-50)(A 41-75)				45	H	Texas	65 61 0123	177	N	Bucknell	82 65 1223	254	N	Charlotte	82 57 1223
Upcoming Games				75	N	Southern California	96 61 1207	180	N	Indiana St.	83 69 1225	304	H	Oral Roberts	79 62 1111
13	A	Iowa St.	0209	(H 56-75)(N 76-100)(A 101-135)				Upcoming Games				Upcoming Games			
13	H	Iowa St.	0223	123	A	SMU	67 59 1205	Upcoming Games				Upcoming Games			
15	H	Kansas	0211	Upcoming Games				33	H	Kansas St.	0304	Upcoming Games			
18	A	Texas Tech	0128	70	H	Oklahoma St.	0206	101	A	West Virginia	0226	Upcoming Games			
18	H	Texas Tech	0302	Upcoming Games				Upcoming Games				Upcoming Games			
23	H	Oklahoma	0216	Upcoming Games				Upcoming Games				Upcoming Games			
44	A	Baylor	0202	Upcoming Games				Upcoming Games				Upcoming Games			
45	A	Texas	0309	Upcoming Games				Upcoming Games				Upcoming Games			
70	A	Oklahoma St.	0218	Upcoming Games				Upcoming Games				Upcoming Games			

Non-Div I Games:

Average NET Win: 127 WON-LOST ROAD STRENGTH
Average NET Loss: 55 RECORD RECORD OF SCHEDULE

DIV. I ONLY	15- 4	2- 2	37
DIV. I NON-CONF.	12- 1	1- 0	60
<hr/>			
Quadrant 1		Quadrant 2	Quadrant 3
OVERALL	2-1	6-3	3-0
HOME	2-0	2-1	2-0
AWAY	0-1	2-1	0-0
NEUTRAL	0-0	2-1	1-0
NON-CONFERENCE	1-0	4-1	3-0
HOME	1-0	1-0	2-0
AWAY	0-0	1-0	0-0
NEUTRAL	0-0	2-1	1-0
		Quadrant 4	TOTALS
		4-0	15- 4
		4-0	10- 1
		0-0	2- 2
		0-0	3- 1
		4-0	12- 1
		4-0	8- 0
		0-0	1- 0
		0-0	3- 1

Q1: (H:1-30)(N:1-50)(A:1-75) 2-1 overall, 1-0 non_conference					Q2: (H:31-75)(N:51-100)(A:76-135) 6-3 overall, 4-1 non_conference					Q3: (H:76-160)(N:101-200)(A:136-240) 3-0 overall, 3-0 non_conference					Q4: (H:161+)(N:201+)(A:241+) 4-0 overall, 4-0 non_conference				
NET	S	Opponent	Score		NET	S	Opponent	Score		NET	S	Opponent	Score		NET	S	Opponent	Score	
(H 1-15)(N 1-25)(A 1-40)					(H 31-55)(N 51-75)(A 76-100)					(H 76-100)(N 101-135)(A 136-160)					(H 161-200)(N 201-240)(A 241-280)				
7	A	Kentucky	55	76	0122	31	H	Wofford	98 87 1219	111	H	BYU	103 81 1229	210	H	Hartford	77 59 1111		
-----					36	H	Ole Miss	77 81 0112	139	H	Austin Peay	95 67 1109	215	H	Long Beach St.	79 51 1116			
(H 16-30)(N 26-50)(A 41-75)					37	H	Florida	71 68 0115	146	N	Wright St.	67 63 1222	313	H	McNeese	90 77 1204			
26	H	Cincinnati	70 59 1215			54	N	Saint Mary's (CA)	61 57 1121	-----					345	H	Alcorn	88 65 1126	
27	H	Auburn	92 84 0126			59	N	Clemson	82 71 1208	Upcoming Games					Upcoming Games				
-----					62	N	Arizona St.	67 72 1119	79	H	Missouri	0226							
Upcoming Games					93	A	Vanderbilt	71 55 0119	108	H	Texas A&M	0309							
6	A	Tennessee	0305			96	A	Dayton	65 58 1130	113	H	South Carolina	0223						
7	H	Kentucky	0209			-----													
16	H	LSU	0206			(H 56-75)(N 76-100)(A 101-135)													
27	A	Auburn	0302			113	A	South Carolina	82 87 0108										
36	A	Ole Miss	0202			-----													
43	A	Alabama	0129			Upcoming Games													
69	A	Arkansas	0216			43	H	Alabama	0212										
					88	A	Georgia	0220											

Non-Div I Games:

Average NET Win: 205 WON-LOST ROAD STRENGTH
Average NET Loss: 55 RECORD RECORD OF SCHEDULE

DIV. I ONLY		16- 4	2- 3	326	
DIV. I NON-CONF.		12- 1	0- 1	352	
<hr/>					
	Quadrant 1	Quadrant 2	Quadrant 3	Quadrant 4	TOTALS
OVERALL	1-3	6-0	0-1	9-0	16- 4
HOME	1-1	2-0	0-0	9-0	12- 1
AWAY	0-2	2-0	0-1	0-0	2- 3
NEUTRAL	0-0	2-0	0-0	0-0	2- 0
NON-CONFERENCE	1-1	2-0	0-0	9-0	12- 1
HOME	1-0	0-0	0-0	9-0	10- 0
AWAY	0-1	0-0	0-0	0-0	0- 1
NEUTRAL	0-0	2-0	0-0	0-0	2- 0

Q1: (H:1-30)(N:1-50)(A:1-75) 1-3 overall, 1-1 non_conference					Q2: (H:31-75)(N:51-100)(A:76-135) 6-0 overall, 2-0 non_conference					Q3: (H:76-160)(N:101-200)(A:136-240) 0-1 overall, 0-0 non_conference					Q4: (H:161+)(N:201+)(A:241+) 9-0 overall, 9-0 non_conference					
NET	S	Opponent	Score		NET	S	Opponent	Score		NET	S	Opponent	Score		NET	S	Opponent	Score		
(H 1-15)(N 1-25)(A 1-40)					(H 31-55)(N 51-75)(A 76-100)					(H 76-160)(N 101-200)(A 136-240)					(H 161+)(N 201+)(A 241+)					
9	H	North Carolina	82	90	0108	91	A	Notre Dame	77 73	0119	185	A	Wake Forest	67 71	0115	176	H	Mercer	78 74 1124	
11	A	Louisville	77	84	0124	-----					Upcoming Games					275	H	Loyola Maryland	97 64 1228	
14	A	Wisconsin	75	79	1127	(H 56-75)(N 76-100)(A 101-135)					90	H	Georgia Tech	0306	295	H	Western Caro.	100 67 1205		
-----					59	H	Clemson	69	67	0126	120	H	Boston College	0220	316	H	Saint Peter's	85 57 1120		
(H 16-30)(N 26-50)(A 41-75)					61	H	Pittsburgh	86	80	0112	Upcoming Games					325	H	Mt. St. Mary's	105 55 1106	
27	H	Auburn	78	71	1219	85	N	Penn St.	89	78	1215	Upcoming Games					329	H	USC Upstate	98 71 1222
-----					93	N	Vanderbilt	80	65	1201	Upcoming Games					335	H	Maine	82 63 1117	
1	H	Virginia	0129		103	A	Miami (FL)	87	82	0103	Upcoming Games					352	H	UMES	95 49 1110	
4	A	Duke	0216		-----					Upcoming Games					353	H	UNC Asheville	100 49 1113		
9	A	North Carolina	0205		49	H	Syracuse	0213		Upcoming Games					185	H	Wake Forest	0224		
10	H	Virginia Tech	0202		120	A	Boston College	0309		Upcoming Games					-----					
35	A	Florida St.	0302		-----					Upcoming Games					-----					
61	A	Pittsburgh	0209		-----					Upcoming Games					-----					

Non-Div I Games:

STRENGTH

WON LOS RECORD

ROAD RECORD

STRENGTH OF SCHEDULE

DIV. I ONLY	14- 4	5- 3	121		
DIV. I NON-CONF.	5- 4	2- 3	117		
<hr/>					
	Quadrant 1	Quadrant 2	Quadrant 3	Quadrant 4	TOTALS
OVERALL	1-4	2-0	3-0	8-0	14- 4
HOME	0-1	1-0	2-0	6-0	9- 1
AWAY	1-3	1-0	1-0	2-0	5- 3
NEUTRAL	0-0	0-0	0-0	0-0	0- 0
NON-CONFERENCE	0-4	1-0	1-0	3-0	5- 4
HOME	0-1	0-0	0-0	3-0	3- 1
AWAY	0-3	1-0	1-0	0-0	2- 3
NEUTRAL	0-0	0-0	0-0	0-0	0- 0

Q1: (H:1-30)(N:1-50)(A:1-75) 1-4 overall, 0-4 non_conference					Q2: (H:31-75)(N:51-100)(A:76-135) 2-0 overall, 1-0 non_conference					Q3: (H:76-160)(N:101-200)(A:136-240) 3-0 overall, 1-0 non_conference					Q4: (H:161+)(N:201+)(A:241+) 8-0 overall, 3-0 non_conference								
NET	S	Opponent	Score		NET	S	Opponent	Score		NET	S	Opponent	Score		NET	S	Opponent	Score					
(H 1-15)(N 1-25)(A 1-40)					(H 31-55)(N 51-75)(A 76-100)					(H 76-160)(N 101-200)(A 136-240)					(H 161-240)(N 201-240)(A 241-300)								
9	H	North Carolina	67	78	1106	-----					81	H	Furman	59	54	0119	166	H	Coastal Caro.	82	71	1209	
15	A	Kansas	47	72	1204	(H 56-75)(N 76-100)(A 101-135)					142	H	Samford	107	***	0124	176	H	Mercer	78	74	0105	
23	A	Oklahoma	64	75	1118						239	A	High Point	68	60	1110	233	H	The Citadel	112	81	0103	
29	A	Mississippi St.	87	98	1219						Upcoming Games					244	H	Chattanooga	80	69	0126		
-----					71	H	ETSU	79	62	1201	142	A	Samford	0302	295	A	Western Caro.	74	54	1229			
(H 16-30)(N 26-50)(A 41-75)					113	A	South Carolina	81	61	1126	176	A	Mercer	0131	318	A	VMI	90	76	0112			
					Upcoming Games					233	A	The Citadel	0202	346	H	Coppin St.	99	65	1121				
51	A	UNC Greensboro	72	43	0110	51	H	UNC Greensboro	0216						353	H	UNC Asheville	92	49	1215			
-----					81	A	Furman	0223						Upcoming Games									
Upcoming Games															244	A	Chattanooga	0228					
71	A	ETSU	0207												295	H	Western Caro.	0209					
															318	H	VMI	0214					

Non-Div I Games:	Mars Hill	97	46	Kv Christian	112	58	Carver	94	35
------------------	-----------	----	----	--------------	-----	----	--------	----	----

Average NET Win: 160 WON-LOST ROAD STRENGTH
Average NET Loss: 24 RECORD RECORD OF SCHEDULE

DIV. I ONLY	16- 4	4- 2	49		
DIV. I NON-CONF.	9- 4	0- 2	24		

	Quadrant 1	Quadrant 2	Quadrant 3	Quadrant 4	TOTALS
OVERALL	1-3	3-1	5-0	7-0	16- 4
HOME	0-0	0-0	4-0	6-0	10- 0
AWAY	1-2	3-0	0-0	0-0	4- 2
NEUTRAL	0-1	0-1	1-0	1-0	2- 2
NON-CONFERENCE	0-3	0-1	4-0	5-0	9- 4
HOME	0-0	0-0	3-0	4-0	7- 0
AWAY	0-2	0-0	0-0	0-0	0- 2
NEUTRAL	0-1	0-1	1-0	1-0	2- 2

Q1: (H:1-30)(N:1-50)(A:1-75) 1-3 overall, 0-3 non_conference						Q2: (H:31-75)(N:51-100)(A:76-135) 3-1 overall, 0-1 non_conference						Q3: (H:76-160)(N:101-200)(A:136-240) 5-0 overall, 4-0 non_conference						Q4: (H:161+)(N:201+)(A:241+) 7-0 overall, 5-0 non_conference							
NET	S	Opponent	Score			NET	S	Opponent	Score			NET	S	Opponent	Score			NET	S	Opponent	Score				
(H 1-15)(N 1-25)(A 1-40)						(H 31-55)(N 51-75)(A 76-100)						(H 76-100)(N 101-135)(A 136-160)						(H 161-200)(N 201-240)(A 241-280)							
2	A	Gonzaga	79	81	1205	58	N	Minnesota	66	68	1121	100	H	San Diego	66	63	1112	174	H	Seattle U	70	62	1209		
10	N	Virginia Tech	61	73	1215	77	A	Oregon St.	79	69	0126	108	N	Texas A&M	71	67	1120	178	H	Cal St. Fullerton	84	76	0101		
27	A	Auburn	66	88	1109	89	A	Utah	69	53	0110	118	H	Stanford	80	64	0117	203	H	Washington St.	85	67	0105		
----- (H 16-30)(N 26-50)(A 41-75)						----- (H 56-75)(N 76-100)(A 101-135)						----- Upcoming Games						----- Upcoming Games							
68	A	Oregon	61	56	0124	106	A	Colorado	77	70	0112	77	H	Oregon St.			0306	305	H	Eastern Wash.	83	59	1127		
----- Upcoming Games						----- Upcoming Games						----- Upcoming Games						----- Upcoming Games							
62	A	Arizona St.			0209	68	H	Oregon			0309	89	H	Utah			0220	267	A	California			0228		
67	A	Arizona			0207	75	H	Southern California			0130	98	H	UCLA			0202								
						118	A	Stanford			0303	106	H	Colorado			0223								
												203	A	Washington St.			0216								

W
a
s
h
i
n
g
t
o
n

W
a
s
h
i
n
g
t
o
n

Non-Div I Games:

STRENGTH

RECORD

RECORD

OF SCHEDULE

DIV. I ONLY	15- 5	2- 4	24
DIV. I NON-CONF.	10- 3	0- 3	91

	Quadrant 1	Quadrant 2	Quadrant 3	Quadrant 4	TOTALS
OVERALL	4-2	2-3	6-0	3-0	15- 5
HOME	2-0	0-1	6-0	2-0	10- 1
AWAY	2-2	0-2	0-0	0-0	2- 4
NEUTRAL	0-0	2-0	0-0	1-0	3- 0
NON-CONFERENCE	0-1	2-2	5-0	3-0	10- 3
HOME	0-0	0-0	5-0	2-0	7- 0
AWAY	0-1	0-2	0-0	0-0	0- 3
NEUTRAL	0-0	2-0	0-0	1-0	3- 0

Q1: (H:1-30)(N:1-50)(A:1-75) 4-2 overall, 0-1 non_conference					Q2: (H:31-75)(N:51-100)(A:76-135) 2-3 overall, 2-2 non_conference					Q3: (H:76-160)(N:101-200)(A:136-240) 6-0 overall, 5-0 non_conference					Q4: (H:161+)(N:201+)(A:241+) 3-0 overall, 3-0 non_conference								
NET	S	Opponent	Score		NET	S	Opponent	Score		NET	S	Opponent	Score		NET	S	Opponent	Score					
(H 1-15)(N 1-25)(A 1-40)					(H 31-55)(N 51-75)(A 76-100)					(H 76-160)(N 101-200)(A 136-240)					(H 161+)(N 201+)(A 241+)								
13	A	Iowa St.	58	57	0112	45	H	Texas	47	67	0102	93	H	Vanderbilt	69	58	1222	225	N	Eastern Ky.	95	68	1116
18	A	Texas Tech	57	63	0105	-----					101	H	West Virginia	71	69	0109	307	H	Denver	64	56	1112	
19	A	Marquette	71	83	1201	(H 56-75)(N 76-100)(A 101-135)					124	H	Southern Miss.	55	51	1219	343	H	Kennesaw St.	56	41	1109	
23	A	Oklahoma	74	61	0116	-----					129	H	George Mason	59	58	1229	-----						
(H 16-30)(N 26-50)(A 41-75)					79	N	Missouri	82	67	1119	-----					Upcoming Games							
18	H	Texas Tech	58	45	0122	83	N	Penn	64	48	1118	Upcoming Games											
28	H	TCU	65	55	0119	104	A	Tulsa	46	47	1208												
-----					108	A	Texas A&M	53	65	0126													
Upcoming Games					-----																		
13	H	Iowa St.			0216						44	H	Baylor			0302							
15	H	Kansas			0205						70	H	Oklahoma St.			0223							
15	A	Kansas			0225						101	A	West Virginia			0218							
23	H	Oklahoma			0309																		
28	A	TCU			0304																		
44	A	Baylor			0209																		
45	A	Texas			0212																		
70	A	Oklahoma St.			0202																		

Non-Div I Games:

Average NET Win: 170 WON-LOST ROAD RECORD STRENGTH OF SCHEDULE
Average NET Loss: 130 RECORD

DIV. I ONLY		15- 3	2- 2	133	
DIV. I NON-CONF.		10- 2	0- 1	159	

	Quadrant 1	Quadrant 2	Quadrant 3	Quadrant 4	TOTALS
OVERALL	0-0	3-2	7-0	5-1	15- 3
HOME	0-0	2-0	4-0	4-1	10- 1
AWAY	0-0	1-2	0-0	1-0	2- 2
NEUTRAL	0-0	0-0	3-0	0-0	3- 0
NON-CONFERENCE	0-0	1-1	6-0	3-1	10- 2
HOME	0-0	1-0	3-0	3-1	7- 1
AWAY	0-0	0-1	0-0	0-0	0- 1
NEUTRAL	0-0	0-0	3-0	0-0	3- 0

Q1: (H:1-30)(N:1-50)(A:1-75) 0-0 overall, 0-0 non_conference			Q2: (H:31-75)(N:51-100)(A:76-135) 3-2 overall, 1-1 non_conference			Q3: (H:76-160)(N:101-200)(A:136-240) 7-0 overall, 6-0 non_conference			Q4: (H:161+)(N:201+)(A:241+) 5-1 overall, 3-1 non_conference		
NET S Opponent Score			NET S Opponent Score			NET S Opponent Score			NET S Opponent Score		
(H 1-15)(N 1-25)(A 1-40)			(H 31-55)(N 51-75)(A 76-100)			(H 76-160)(N 101-200)(A 136-240)			(H:161+)(N:201+)(A:241+)		
-----			-----			-----			-----		
(H 16-30)(N 26-50)(A 41-75)			(H 56-75)(N 76-100)(A 101-135)			-----			-----		
-----			-----			-----			-----		
Upcoming Games			Upcoming Games			Upcoming Games			Upcoming Games		
8 H Houston	0207		56 H Temple	78 73 0102		78 H UConn	0131		175 H Fla. Atlantic	79 80 1111	
8 A Houston	0302		135 A Wichita St.	67 75 0116		82 H South Fla.	0213		200 H Illinois St.	77 56 1221	
26 A Cincinnati	0221		-----			123 H SMU	0224		251 H East Carolina	76 65 0113	
26 H Cincinnati	0307		Upcoming Games						303 A Tulane	75 50 0123	
56 A Temple	0309		64 H Memphis	0216					308 H Grambling	70 45 1208	
64 A Memphis	0127		82 A South Fla.	0227					349 H Stetson	90 65 1216	
			123 A SMU	0210							

Non-Div I Games:

STRENGTH

RECORD

RECORD

OF SCHEDULE

[illegible]

Florida State

n-Div I Games:

Average NET Win: 171 WON-LOST ROAD STRENGTH
Average NET Loss: 30 RECORD RECORD OF SCHEDULE

DIV. I ONLY	14- 5	3- 2	60		
DIV. I NON-CONF.	10- 3	1- 1	174		
	Quadrant 1	Quadrant 2	Quadrant 3	Quadrant 4	TOTALS
OVERALL	3-5	2-0	3-0	6-0	14- 5
HOME	1-2	1-0	2-0	4-0	8- 2
AWAY	1-2	1-0	1-0	0-0	3- 2
NEUTRAL	1-1	0-0	0-0	2-0	3- 1
NON-CONFERENCE	1-3	0-0	3-0	6-0	10- 3
HOME	0-1	0-0	2-0	4-0	6- 1
AWAY	0-1	0-0	1-0	0-0	1- 1
NEUTRAL	1-1	0-0	0-0	2-0	3- 1

Q1: (H:1-30)(N:1-50)(A:1-75) 3-5 overall, 1-3 non_conference				Q2: (H:31-75)(N:51-100)(A:76-135) 2-0 overall, 0-0 non_conference				Q3: (H:76-160)(N:101-200)(A:136-240) 3-0 overall, 3-0 non_conference				Q4: (H:161+)(N:201+)(A:241+) 6-0 overall, 6-0 non_conference			
NET S Opponent Score	(H 1-15)(N 1-25)(A 1-40)			NET S Opponent Score	(H 31-55)(N 51-75)(A 76-100)			NET S Opponent Score	(H 76-160)(N 101-200)(A 136-240)			NET S Opponent Score	(H 161+)(N 201+)(A 241+)		
13 H Iowa St.	73	87	0126	93 A Vanderbilt	81	71	0105	100 H San Diego	93	86	1128	244 H Chattanooga	90	70	1216
29 A Mississippi St.	81	77	0112	(H 56-75)(N 76-100)(A 101-135)				151 H La.-Monroe	83	60	1201	250 H FGCU	87	57	1229
(H 16-30)(N 26-50)(A 41-75)				69 H Arkansas	84	67	0119	200 A Illinois St.	81	74	1208	269 H Western Mich.	90	64	1110
16 H LSU	69	83	0115	Upcoming Games				Upcoming Games				301 N Southeastern La.	69	47	1212
26 N Cincinnati	57	71	1124	79 A Missouri			0309	79 H Missouri			0216	306 N Middle Tenn.	74	56	1221
27 H Auburn	82	67	0109	88 A Georgia			0209	88 H Georgia			0223	309 H Nicholls St.	75	55	1120
43 A Alabama	53	74	0122	113 A South Carolina			0219	108 H Texas A&M			0206	Upcoming Games			
44 N Baylor	78	70	1123												
50 A Butler	76	83	1116												
Upcoming Games															
6 H Tennessee			0227												
7 H Kentucky			0305												
27 A Auburn			0213												
29 H Mississippi St.			0202												
37 A Florida			0130												
69 A Arkansas			0302												

O
l
e
M
i
s
s

O
l
e
M
i
s
s

Non-Div I Games:

Average NET Win: 153

Average NET Loss: 36

WON-LOST
RECORD

ROAD
RECORD

STRENGTH
OF SCHEDULE

DIV. I ONLY		11- 8	2- 3	63	
DIV. I NON-CONF.		8- 5	0- 2	135	
Quadrant 1		Quadrant 2	Quadrant 3	Quadrant 4	TOTALS
OVERALL	1-7	2-0	3-1	5-0	11- 8
HOME	0-2	1-0	1-1	4-0	6- 3
AWAY	1-3	1-0	0-0	0-0	2- 3
NEUTRAL	0-2	0-0	2-0	1-0	3- 2
NON-CONFERENCE	0-5	1-0	2-0	5-0	8- 5
HOME	0-1	1-0	0-0	4-0	5- 1
AWAY	0-2	0-0	0-0	0-0	0- 2
NEUTRAL	0-2	0-0	2-0	1-0	3- 2

Q1: (H:1-30)(N:1-50)(A:1-75) 1-7 overall, 0-5 non_conference			Q2: (H:31-75)(N:51-100)(A:76-135) 2-0 overall, 1-0 non_conference			Q3: (H:76-160)(N:101-200)(A:136-240) 3-1 overall, 2-0 non_conference			Q4: (H:161+)(N:201+)(A:241+) 5-0 overall, 5-0 non_conference		
NET S Opponent Score (H 1-15)(N 1-25)(A 1-40)			NET S Opponent Score (H 31-55)(N 51-75)(A 76-100)			NET S Opponent Score (H 76-100)(N 101-135)(A 136-160)			NET S Opponent Score (H 161-200)(N 201-240)(A 241-275)		
3 H Michigan St. 59 63 1208			50 H Butler 77 43 1229			101 N West Virginia 66 56 1204			176 H Mercer 71 63 1218		
6 H Tennessee 67 78 0112			88 A Georgia 62 52 0119			108 H Texas A&M 81 72 0122			202 H North Florida 98 66 1127		
23 N Oklahoma 60 65 1121						113 H South Carolina 69 71 0105			250 N FGCU 77 56 1222		
28 A TCU 50 55 0126			(H 56-75)(N 76-100)(A 101-135)			118 N Stanford 72 49 1122			252 H La Salle 82 69 1114		
29 A Mississippi St. 68 71 0115									271 H Charleston So. 76 46 1109		
35 A Florida St. 60 81 1106						Upcoming Games					
(H 16-30)(N 26-50)(A 41-75)			Upcoming Games			79 H Missouri 0223			Upcoming Games		
50 N Butler 54 61 1123			36 H Ole Miss 0130			88 H Georgia 0302					
69 A Arkansas 57 51 0109			93 A Vanderbilt 0227			93 H Vanderbilt 0213					
Upcoming Games											
6 A Tennessee 0209											
7 H Kentucky 0202											
7 A Kentucky 0309											
16 A LSU 0220											
16 H LSU 0306											
27 A Auburn 0205											
43 A Alabama 0216											

Non-Div I Games:

Average NET Win: 160

WON-LOST

ROAD

STRENGTH

Average NET Loss: 39

RECORD

RECORD

OF SCHEDULE

DIV. I ONLY		13- 6		4- 2		44	
DIV. I NON-CONF.		10- 1		2- 0		167	
Quadrant 1		Quadrant 2		Quadrant 3		Quadrant 4	
OVERALL		3-4		1-0		6-0	
HOME		0-3		1-0		6-0	
AWAY		3-1		0-0		0-0	
NEUTRAL		0-0		0-0		0-0	
NON-CONFERENCE		2-0		1-0		6-0	
HOME		0-0		1-0		6-0	
AWAY		2-0		0-0		0-0	
NEUTRAL		0-0		0-0		0-0	
TOTALS		13- 6		8- 4		4- 2	
		1- 0		10- 1		7- 1	
		2- 0		2- 0		1- 0	
		1- 0					
Q1: (H:1-30)(N:1-50)(A:1-75)		Q2: (H:31-75)(N:51-100)(A:76-135)		Q3: (H:76-160)(N:101-200)(A:136-240)		Q4: (H:161+)(N:201+)(A:241+)	
3-4 overall, 2-0 non_conference		3-2 overall, 1-1 non_conference		1-0 overall, 1-0 non_conference		6-0 overall, 6-0 non_conference	
NET S Opponent Score		NET S Opponent Score		NET S Opponent Score		NET S Opponent Score	
(H 1-15)(N 1-25)(A 1-40)		(H 31-55)(N 51-75)(A 76-100)		(H 76-160)(N 101-200)(A 136-240)		(H 161+)(N 201+)(A 241+)	
3 H Michigan St. 77 86 0105		49 H Syracuse 62 72 1128		142 H Samford 68 50 1120		177 H Bucknell 73 71 1215	
12 H Purdue 67 79 0123		-----		-----		230 H Purdue Fort Wayne 107 61 1111	
24 A Nebraska 70 60 0126		(H 56-75)(N 76-100)(A 101-135)		Upcoming Games		239 H High Point 82 64 1229	
25 A Iowa 62 72 0112		-----		85 H Penn St. 0207		285 H Youngstown St. 75 56 1218	
26 A Cincinnati 64 56 1107		58 H Minnesota 79 59 1202		116 H Illinois 0214		291 H Cleveland St. 89 62 1123	
-----		98 N UCLA 80 66 1222		122 H Rutgers 0202		337 H South Carolina St. 89 61 1118	
(H 16-30)(N 26-50)(A 41-75)		116 A Illinois 77 67 1205		-----		-----	
22 H Maryland 61 75 0118		122 A Rutgers 61 64 0109		Upcoming Games		Upcoming Games	
57 A Creighton 69 60 1115		-----		52 H Northwestern 0220			
Upcoming Games		Upcoming Games					
3 A Michigan St. 0217							
5 A Michigan 0129							
12 A Purdue 0302							
14 H Wisconsin 0310							
22 A Maryland 0223							
25 H Iowa 0226							
42 A Indiana 0210							
52 A Northwestern 0306							

Ohio St.

Ohio St.

Non-Div I Games:

Average NET Win:	179	WON-LOST RECORD	ROAD RECORD	STRENGTH OF SCHEDULE
Average NET Loss:	58			

DIV. I ONLY	15- 4	2- 3	98	
DIV. I NON-CONF.	12- 0	1- 0	259	
<hr/>				
	Quadrant 1	Quadrant 2	Quadrant 3	Quadrant 4
OVERALL	1-3	5-0	1-1	8-0
HOME	1-0	1-0	1-1	7-0
AWAY	0-3	2-0	0-0	0-0
NEUTRAL	0-0	2-0	0-0	1-0
NON-CONFERENCE	0-0	3-0	1-0	8-0
HOME	0-0	0-0	1-0	7-0
AWAY	0-0	1-0	0-0	0-0
NEUTRAL	0-0	2-0	0-0	1-0
				TOTALS
				15- 4
				10- 1
				2- 3
				3- 0
				12- 0
				8- 0
				1- 0
				3- 0

Q1: (H:1-30)(N:1-50)(A:1-75) 1-3 overall, 0-0 non_conference				Q2: (H:31-75)(N:51-100)(A:76-135) 5-0 overall, 3-0 non_conference				Q3: (H:76-160)(N:101-200)(A:136-240) 1-1 overall, 1-0 non_conference				Q4: (H:161+)(N:201+)(A:241+) 8-0 overall, 8-0 non_conference			
NET S Opponent Score				NET S Opponent Score				NET S Opponent Score				NET S Opponent Score			
(H 1-15)(N 1-25)(A 1-40)				(H 31-55)(N 51-75)(A 76-100)				(H 76-160)(N 101-200)(A 136-240)				(H 161-200)(N 201-240)(A 241-280)			
21 A Villanova 71 76 0108				55 N VCU 87 86 1120				99 H DePaul 71 79 0112				170 H Princeton 89 74 1209			
(H 16-30)(N 26-50)(A 41-75)				(H 56-75)(N 76-100)(A 101-135)				131 H Bowling Green 84 80 1109				223 H St. Francis Brooklyn 86 52 1219			
19 H Marquette 89 69 0101				57 H Creighton 81 66 0116				Upcoming Games				227 H Sacred Heart 104 82 1222			
50 A Butler 71 80 0119				90 N Georgia Tech 76 73 1201				86 H Xavier 0228				266 H Wagner 73 58 1216			
60 A Seton Hall 74 76 1229				109 A Georgetown 97 94 0105				109 H Georgetown 78 89 0127				267 N California 82 79 1119			
Upcoming Games				122 A Rutgers 84 65 1116								275 H Loyola Maryland 76 55 1106			
4 A Duke 0202				Upcoming Games								325 H Mt. St. Mary's 85 71 1205			
19 A Marquette 0205				50 H Butler 0212								352 H UMES 85 64 1127			
21 H Villanova 0217				60 H Seton Hall 0223								Upcoming Games			
57 A Creighton 0130				72 H Providence 0209											
72 A Providence 0220				86 A Xavier 0309											
				99 A DePaul 0303											

St. John's (NY)

St. John's (NY)

Non-Div I Games:

Average NET Win: 218

WON-LOST RECORD

ROAD RECORD

STRENGTH OF SCHEDULE

Average NET Loss: 56

DIV. I ONLY	14- 5	5- 3	120		
DIV. I NON-CONF.	9- 3	2- 2	73		
<hr/>					
	Quadrant 1	Quadrant 2	Quadrant 3	Quadrant 4	TOTALS
OVERALL	0-2	2-2	3-1	9-0	14- 5
HOME	0-0	0-0	1-1	6-0	7- 1
AWAY	0-2	1-1	1-0	3-0	5- 3
NEUTRAL	0-0	1-1	1-0	0-0	2- 1
NON-CONFERENCE	0-1	2-2	2-0	5-0	9- 3
HOME	0-0	0-0	1-0	4-0	5- 0
AWAY	0-1	1-1	0-0	1-0	2- 2
NEUTRAL	0-0	1-1	1-0	0-0	2- 1

Q1: (H:1-30)(N:1-50)(A:1-75) 0-2 overall, 0-1 non_conference		Q2: (H:31-75)(N:51-100)(A:76-135) 2-2 overall, 2-2 non_conference		Q3: (H:76-160)(N:101-200)(A:136-240) 3-1 overall, 2-0 non_conference		Q4: (H:161+)(N:201+)(A:241+) 9-0 overall, 5-0 non_conference	
NET S Opponent Score (H 1-15)(N 1-25)(A 1-40)		NET S Opponent Score (H 31-55)(N 51-75)(A 76-100)		NET S Opponent Score (H 76-100)(N 101-125)(A 126-150)		NET S Opponent Score (H 151-175)(N 176-200)(A 201-225)	
8 A Houston 50 60 1220		54 N Saint Mary's (CA) 80 63 1119		80 H Fresno St. 77 78 0109		198 H UNI 71 52 1128	
17 A Nevada 49 72 0102		62 N Arizona St. 82 87 1121		127 H Utah Valley 65 46 1116		204 H Colorado St. 87 72 0119	
(H 16-30)(N 26-50)(A 41-75)		(H 56-75)(N 76-100)(A 101-135)		Upcoming Games		Upcoming Games	
Upcoming Games		Upcoming Games		147 A Boise St. 0223		221 H Air Force 79 62 0105	
17 H Nevada 0302		111 A BYU 80 95 1205		153 H UNLV 0202		268 A Montana St. 101 71 1106	
		126 A UC Irvine 89 65 1201		156 A San Diego St. 0209		310 H Alabama St. 86 48 1215	
		80 A Fresno St. 0205		156 H San Diego St. 0226		314 A Wyoming 71 55 0112	
				204 A Colorado St. 0305		332 A San Jose St. 81 63 0116	
				221 A Air Force 0216		350 H Mississippi Val. 94 59 1113	
						Upcoming Games	
						182 H New Mexico 0220	
						314 H Wyoming 0213	
						332 H San Jose St. 0130	

Non-Div I Games: Eastern Ore 84 57

Average NET Win: 229

WON-LOST
RECORD

ROAD
RECORD

STRENGTH
OF SCHEDULE

Average NET Loss: 54

DIV. I ONLY	13- 4	6- 3	210
DIV. I NON-CONF.	7- 4	4- 3	82
Quadrant 1		Quadrant 2	Quadrant 3
OVERALL	1-3	1-1	2-0
HOME	0-0	0-1	1-0
AWAY	1-3	1-0	1-0
NEUTRAL	0-0	0-0	0-0
NON-CONFERENCE	1-3	1-1	1-0
HOME	0-0	0-1	1-0
AWAY	1-3	1-0	0-0
NEUTRAL	0-0	0-0	0-0
		Quadrant 4	TOTALS
		9-0	13- 4
		6-0	7- 1
		3-0	6- 3
		0-0	0- 0
		4-0	7- 4
		2-0	3- 1
		2-0	4- 3
		0-0	0- 0

Q1: (H:1-30)(N:1-50)(A:1-75) 1-3 overall, 1-3 non_conference				Q2: (H:31-75)(N:51-100)(A:76-135) 1-1 overall, 1-1 non_conference				Q3: (H:76-160)(N:101-200)(A:136-240) 2-0 overall, 1-0 non_conference				Q4: (H:161+)(N:201+)(A:241+) 9-0 overall, 4-0 non_conference			
NET	S	Opponent	Score	NET	S	Opponent	Score	NET	S	Opponent	Score	NET	S	Opponent	Score
		(H 1-15)(N 1-25)(A 1-40)				(H 31-55)(N 51-75)(A 76-100)									
11	A	Louisville	68 72 1212					76	H	Vermont	91 66 1221	202	H	North Florida	81 66 0109
28	A	TCU	73 64 1120					160	A	NJIT	70 52 0116	250	H	FGCU	89 81 0124
(H 16-30)(N 26-50)(A 41-75)				(H 56-75)(N 76-100)(A 101-135)				Upcoming Games				255 A Morehead St.			
59	A	Clemson	67 84 1230	73	H	Belmont	83 87 1115					279	A	Jacksonville	77 74 0105
73	A	Belmont	74 76 1204	123	A	SMU	79 73 1117					293	H	Navy	107 81 1209
												306	A	Middle Tenn.	84 74 1201
Upcoming Games				Upcoming Games								317	H	Tennessee St.	86 79 1110
48	A	Liberty	0129	48	H	Liberty	0213					343	H	Kennesaw St.	86 57 0121
												349	H	Stetson	95 71 0112
												Upcoming Games			
												250	A	FGCU	0220
												279	H	Jacksonville	0209
												312	H	North Ala.	0202
												312	A	North Ala.	0301
												343	A	Kennesaw St.	0216
												349	A	Stetson	0127

Non-Div I Games:	Covenant	119 48	Sewanee	97 53
------------------	----------	--------	---------	-------

Average NET Win: 165 WON-LOST ROAD STRENGTH
Average NET Loss: 24 RECORD RECORD OF SCHEDULE

DIV. I ONLY	12- 8	1- 6	51		
DIV. I NON-CONF.	9- 2	0- 2	163		

	Quadrant 1	Quadrant 2	Quadrant 3	Quadrant 4	TOTALS
OVERALL	3-8	2-0	1-0	6-0	12- 8
HOME	2-2	1-0	1-0	6-0	10- 2
AWAY	0-6	1-0	0-0	0-0	1- 6
NEUTRAL	1-0	0-0	0-0	0-0	1- 0
NON-CONFERENCE	3-2	0-0	0-0	6-0	9- 2
HOME	2-0	0-0	0-0	6-0	8- 0
AWAY	0-2	0-0	0-0	0-0	0- 2
NEUTRAL	1-0	0-0	0-0	0-0	1- 0

Q1: (H:1-30)(N:1-50)(A:1-75) 3-8 overall, 3-2 non_conference					Q2: (H:31-75)(N:51-100)(A:76-135) 2-0 overall, 0-0 non_conference					Q3: (H:76-160)(N:101-200)(A:136-240) 1-0 overall, 0-0 non_conference					Q4: (H:161+)(N:201+)(A:241+) 6-0 overall, 6-0 non_conference					
NET	S	Opponent	Score		NET	S	Opponent	Score		NET	S	Opponent	Score		NET	S	Opponent	Score		
(H 1-15)(N 1-25)(A 1-40)					(H 31-55)(N 51-75)(A 76-100)					116 H Illinois 73 65 0103					191 H UT Arlington 78 64 1120					
4	A	Duke	69	90	1127	52	H	Northwestern	68 66 1201	-----					263	H	Central Ark.	86 53 1219		
5	A	Michigan	63	74	0106	85	A	Penn St.	64 62 1204	Upcoming Games					268	H	Montana St.	80 35 1109		
5	H	Michigan	46	69	0125	(H 56-75)(N 76-100)(A 101-135)					122	H	Rutgers	0310	279	H	Jacksonville	94 64 1222		
11	H	Louisville	68	67	1208	-----										300	H	UC Davis	76 62 1123	
12	A	Purdue	55	70	0119	Upcoming Games										348	H	Chicago St.	104 55 1106	
22	A	Maryland	75	78	0111	-----										Upcoming Games				
(H 16-30)(N 26-50)(A 41-75)					38	H	Ohio St.	0210												
19	H	Marquette	96	73	1114	116	A	Illinois	0307											
24	H	Nebraska	51	66	0114	122	A	Rutgers	0130											
50	N	Butler	71	68	1215															
52	A	Northwestern	66	73	0122															
69	A	Arkansas	72	73	1118															

Upcoming Games																				
3	A	Michigan St.	0202																	
3	H	Michigan St.	0302																	
12	H	Purdue	0219																	
14	H	Wisconsin	0226																	
25	H	Iowa	0207																	
25	A	Iowa	0222																	
58	A	Minnesota	0216																	

Non-Div I Games:

Average NET Win: 124 WON-LOST RECORD ROAD RECORD STRENGTH OF SCHEDULE
Average NET Loss: 65

DIV. I ONLY		12- 7	2- 4	19	
DIV. I NON-CONF.		9- 4	1- 2	74	

	Quadrant 1	Quadrant 2	Quadrant 3	Quadrant 4	TOTALS
OVERALL	2-4	5-0	2-3	3-0	12- 7
HOME	1-0	3-0	1-2	2-0	7- 2
AWAY	0-4	1-0	0-0	1-0	2- 4
NEUTRAL	1-0	1-0	1-1	0-0	3- 1
NON-CONFERENCE	1-2	3-0	2-2	3-0	9- 4
HOME	0-0	2-0	1-1	2-0	5- 1
AWAY	0-2	0-0	0-0	1-0	1- 2
NEUTRAL	1-0	1-0	1-1	0-0	3- 1

Q1: (H:1-30)(N:1-50)(A:1-75) 2-4 overall, 1-2 non_conference					Q2: (H:31-75)(N:51-100)(A:76-135) 5-0 overall, 3-0 non_conference					Q3: (H:76-160)(N:101-200)(A:136-240) 2-3 overall, 2-2 non_conference					Q4: (H:161+)(N:201+)(A:241+) 3-0 overall, 3-0 non_conference								
NET	S	Opponent	Score		NET	S	Opponent	Score		NET	S	Opponent	Score		NET	S	Opponent	Score					
(H 1-15)(N 1-25)(A 1-40)					(H 31-55)(N 51-75)(A 76-100)					(H 76-160)(N 101-200)(A 136-240)					(H:161+)(N:201+)(A:241+)								
6	A	Tennessee	68	71	0119	36	H	Ole Miss	74	53	0122	85	H	Penn St.	73	64	1221	262	H	Appalachian St.	81	73	1111
7	H	Kentucky	77	75	0105	53	H	Murray St.	78	72	1126	108	H	Texas A&M	80	81	0112	276	A	SFA	79	69	1230
16	A	LSU	79	88	0108	79	A	Missouri	70	60	0116	115	N	Northeastern	52	68	1115	342	H	Southern U.	82	62	1106
34	A	UCF	64	70	1129	----- (H 56-75)(N 76-100)(A 101-135)					----- Upcoming Games					----- Upcoming Games							
(H 16-30)(N 26-50)(A 41-75)					67	H	Arizona	76	73	1209	88	H	Georgia	0206									
44	A	Baylor	68	73	0126	95	N	Ball St.	79	61	1116	93	H	Vanderbilt	0223								
48	N	Liberty	84	75	1218	----- Upcoming Games																	
----- Upcoming Games					37	H	Florida	0216															
16	H	LSU	0302		93	A	Vanderbilt	0209															
27	A	Auburn	0202		108	A	Texas A&M	0219															
27	H	Auburn	0305		113	A	South Carolina	0226															
29	H	Mississippi St.	0129																				
29	A	Mississippi St.	0212																				
69	A	Arkansas	0309																				

A
l
a
b
a
m
a

A
l
a
b
a
m
a

Non-Div I Games:

Average NET Win:	144	WON-LOST RECORD	ROAD RECORD	STRENGTH OF SCHEDULE
Average NET Loss:	120			

DIV. I ONLY	13- 6	3- 2	89	
DIV. I NON-CONF.	9- 4	1- 1	227	
<hr/>				
	Quadrant 1	Quadrant 2	Quadrant 3	Quadrant 4
OVERALL	4-3	3-1	1-0	5-2
HOME	2-1	2-0	0-0	5-2
AWAY	2-1	1-1	0-0	0-0
NEUTRAL	0-1	0-0	1-0	0-0
NON-CONFERENCE	1-1	2-1	1-0	5-2
HOME	0-0	2-0	0-0	5-2
AWAY	1-0	0-1	0-0	0-0
NEUTRAL	0-1	0-0	1-0	0-0
				TOTALS
				13- 6
				9- 3
				3- 2
				1- 1
				9- 4
				7- 2
				1- 1
				1- 1

Q1: (H:1-30)(N:1-50)(A:1-75) 4-3 overall, 1-1 non_conference					Q2: (H:31-75)(N:51-100)(A:76-135) 3-1 overall, 2-1 non_conference					Q3: (H:76-160)(N:101-200)(A:136-240) 1-0 overall, 1-0 non_conference					Q4: (H:161+)(N:201+)(A:241+) 5-2 overall, 5-2 non_conference				
NET S Opponent	Score				NET S Opponent	Score				NET S Opponent	Score				NET S Opponent	Score			
(H 1-15)(N 1-25)(A 1-40)					(H 31-55)(N 51-75)(A 76-100)					(H 76-160)(N 101-200)(A 136-240)					(H 161+)(N 201+)(A 241+)				
13 H Iowa St.	73 70	0108			43 H Alabama	73 68	0126			129 N George Mason	72 61	1124			208 H South Dakota	63 57	1127		
15 H Kansas	68 73	0112													229 H Texas Southern	69 72	1106		
28 A TCU	81 85	0105													238 H Prairie View	91 80	1112		
															265 H New Orleans	84 44	1229		
(H 16-30)(N 26-50)(A 41-75)					(H 56-75)(N 76-100)(A 101-135)					Upcoming Games					276 H SFA	58 59	1218		
18 H Texas Tech	73 62	0119			68 H Oregon	57 47	1221			101 H West Virginia		0223			309 H Nicholls St.	81 54	1116		
36 N Ole Miss	70 78	1123			101 A West Virginia	85 73	0121								342 H Southern U.	80 53	1110		
67 A Arizona	58 49	1215			135 A Wichita St.	63 71	1201												
70 A Oklahoma St.	73 69	0114													Upcoming Games				
Upcoming Games					Upcoming Games														
13 A Iowa St.		0219			33 H Kansas St.		0209												
15 A Kansas		0309			45 H Texas		0227												
18 A Texas Tech		0216			70 H Oklahoma St.		0306												
23 A Oklahoma		0128																	
23 H Oklahoma		0211																	
28 H TCU		0202																	
33 A Kansas St.		0302																	
45 A Texas		0206																	

B
a
y
l
o
r

B
a
y
l
o
r

Non-Div I Games:

Average NET Win: 110

WON-LOST RECORD

ROAD RECORD

STRENGTH OF SCHEDULE

Average NET Loss: 51

DIV. I ONLY	11- 9	1- 4	5		
DIV. I NON-CONF.	8- 5	0- 1	6		

	Quadrant 1	Quadrant 2	Quadrant 3	Quadrant 4	TOTALS
OVERALL	4-5	1-3	3-1	3-0	11- 9
HOME	2-1	0-2	3-1	3-0	8- 4
AWAY	1-3	0-1	0-0	0-0	1- 4
NEUTRAL	1-1	1-0	0-0	0-0	2- 1
NON-CONFERENCE	2-1	1-3	2-1	3-0	8- 5
HOME	1-0	0-2	2-1	3-0	6- 3
AWAY	0-0	0-1	0-0	0-0	0- 1
NEUTRAL	1-1	1-0	0-0	0-0	2- 1

Q1: (H:1-30)(N:1-50)(A:1-75) 4-5 overall, 2-1 non_conference					Q2: (H:31-75)(N:51-100)(A:76-135) 1-3 overall, 1-3 non_conference					Q3: (H:76-160)(N:101-200)(A:136-240) 3-1 overall, 2-1 non_conference					Q4: (H:161+)(N:201+)(A:241+) 3-0 overall, 3-0 non_conference								
NET	S	Opponent	Score			NET	S	Opponent	Score			NET	S	Opponent	Score			NET	S	Opponent	Score		
(H 1-15)(N 1-25)(A 1-40)					(H 31-55)(N 51-75)(A 76-100)					(H 76-160)(N 101-200)(A 136-240)					(H:161+)(N:201+)(A:241+)								
3	N	Michigan St.	68	78	1123	55	H	VCU	53	54	1205	87	H	Grand Canyon	98	60	1215	191	H	UT Arlington	76	56	1228
9	N	North Carolina	92	89	1122	69	N	Arkansas	73	71	1109	101	H	West Virginia	61	54	0105	233	H	The Citadel	97	69	1116
12	H	Purdue	72	68	1209	88	A	Georgia	88	98	0126	110	H	Radford	59	62	1130	299	H	Eastern Ill.	71	59	1106
15	A	Kansas	78	80	0114	-----					Upcoming Games					Upcoming Games							
28	A	TCU	61	65	0123	(H 56-75)(N 76-100)(A 101-135)																	
33	A	Kansas St.	67	47	0102	72	H	Providence	65	71	1221												
(H 16-30)(N 26-50)(A 41-75)					Upcoming Games																		
18	H	Texas Tech	62	68	0112	33	H	Kansas St.	0212														
23	H	Oklahoma	75	72	0119	44	H	Baylor	0206														
70	A	Oklahoma St.	58	61	0108	70	H	Oklahoma St.	0216														
Upcoming Games					101	A	West Virginia	0209															
13	A	Iowa St.	0202																				
13	H	Iowa St.	0302																				
15	H	Kansas	0129																				
18	A	Texas Tech	0304																				
23	A	Oklahoma	0223																				
28	H	TCU	0309																				
44	A	Baylor	0227																				

Non-Div I Games:

Average NET Win: 235

Average NET Loss: 72

WON-LOST
RECORD

ROAD
RECORD

STRENGTH
OF SCHEDULE

DIV. I ONLY	18- 3	7- 3	262
DIV. I NON-CONF.	9- 3	3- 3	265
Quadrant 1		Quadrant 2	Quadrant 3
OVERALL	0-2	0-0	5-1
HOME	0-0	0-0	3-0
AWAY	0-2	0-0	2-1
NEUTRAL	0-0	0-0	0-0
NON-CONFERENCE	0-2	0-0	2-1
HOME	0-0	0-0	1-0
AWAY	0-2	0-0	1-1
NEUTRAL	0-0	0-0	0-0
		Quadrant 4	TOTALS
		13-0	18- 3
		8-0	11- 0
		5-0	7- 3
		0-0	0- 0
		7-0	9- 3
		5-0	6- 0
		2-0	3- 3
		0-0	0- 0

Q1: (H:1-30)(N:1-50)(A:1-75) 0-2 overall, 0-2 non_conference		Q2: (H:31-75)(N:51-100)(A:76-135) 0-0 overall, 0-0 non_conference		Q3: (H:76-160)(N:101-200)(A:136-240) 5-1 overall, 2-1 non_conference		Q4: (H:161+)(N:201+)(A:241+) 13-0 overall, 7-0 non_conference	
NET S Opponent Score (H 1-15)(N 1-25)(A 1-40)		NET S Opponent Score (H 31-55)(N 51-75)(A 76-100)		NET S Opponent Score (H 76-100)(N 101-125)(A 126-150)		NET S Opponent Score (H 161-180)(N 181-200)(A 201-220)	
22 A Maryland 69 80 1116		----- (H 56-75)(N 76-100)(A 101-135)		112 H Col. of Charleston 86 72 0119		178 H Cal St. Fullerton 80 71 1121	
----- (H 16-30)(N 26-50)(A 41-75)		-----		115 H Northeastern 75 72 0105		207 H Delaware 91 46 1228	
55 A VCU 67 69 1124		-----		140 A Marshall 72 76 1111		228 H Drexel 89 75 1230	
-----		-----		144 A Stony Brook 71 64 1219		241 H UNCW 87 72 0117	
Upcoming Games		Upcoming Games		159 H Rider 89 73 1208		243 A James Madison 85 68 0124	
		112 A Col. of Charleston 0214		216 A William & Mary 93 90 0110		257 H N.C. A&T 92 72 1114	
		115 A Northeastern 0202		-----		258 H Siena 94 86 1128	
				Upcoming Games		278 A Towson 84 61 0126	
				207 A Delaware 0302		297 H Monmouth 75 73 1205	
				228 A Drexel 0228		298 A Elon 74 71 0112	
						325 H Mt. St. Mary's 79 61 1109	
						336 A Manhattan 80 50 1210	
						343 A Kennesaw St. 78 52 1201	

						Upcoming Games	
						216 H William & Mary 0209	
						241 A UNCW 0216	
						243 H James Madison 0223	
						278 H Towson 0221	
						298 H Elon 0207	

Non-Div I Games: Rosemont 107 54

Average NET Win:	218	WON-LOST	ROAD	STRENGTH
Average NET Loss:	68	RECORD	RECORD	OF SCHEDULE

DIV. I ONLY	16- 4	4- 2	189		
DIV. I NON-CONF.	11- 2	2- 1	300		

	Quadrant 1	Quadrant 2	Quadrant 3	Quadrant 4	TOTALS
OVERALL	0-2	1-1	5-1	10-0	16- 4
HOME	0-1	1-0	3-0	7-0	11- 1
AWAY	0-0	0-1	2-1	2-0	4- 2
NEUTRAL	0-1	0-0	0-0	1-0	1- 1
NON-CONFERENCE	0-1	0-0	2-1	9-0	11- 2
HOME	0-0	0-0	2-0	6-0	8- 0
AWAY	0-0	0-0	0-1	2-0	2- 1
NEUTRAL	0-1	0-0	0-0	1-0	1- 1

Q1: (H:1-30)(N:1-50)(A:1-75) 0-2 overall, 0-1 non_conference				Q2: (H:31-75)(N:51-100)(A:76-135) 1-1 overall, 0-0 non_conference				Q3: (H:76-160)(N:101-200)(A:136-240) 5-1 overall, 2-1 non_conference				Q4: (H:161+)(N:201+)(A:241+) 10-0 overall, 9-0 non_conference			
NET	S	Opponent	Score	NET	S	Opponent	Score	NET	S	Opponent	Score	NET	S	Opponent	Score
(H 1-15)(N 1-25)(A 1-40)				(H 31-55)(N 51-75)(A 76-100)				(H 76-160)(N 101-200)(A 136-240)				(H:161+)(N:201+)(A:241+)			
2	H	Gonzaga	83 96 0112	54	H	Saint Mary's (CA)	76 72 0103	111	H	BYU	82 63 0119	178	H	Cal St. Fullerton	68 54 1216
20	N	Buffalo	81 85 1201	100	A	San Diego	63 67 0126	118	H	Stanford	74 65 1222	194	H	Dartmouth	84 65 1124
-----				-----				148	A	UC Santa Barbara	71 73 1229	247	H	LIU Brooklyn	84 52 1118
(H 16-30)(N 26-50)(A 41-75)				(H 56-75)(N 76-100)(A 101-135)				152	H	Harvard	61 57 1121	267	A	California	79 60 1205
-----				-----				168	A	Pepperdine	72 69 0105	276	N	SFA	76 58 1130
Upcoming Games				Upcoming Games				183	A	Pacific	53 52 0117	288	H	Northern Ariz.	76 60 1219
2	A	Gonzaga	0207	111	A	BYU	0221	Upcoming Games				300	A	UC Davis	76 42 1106
54	A	Saint Mary's (CA)	0202					100	H	San Diego	0228	305	H	Eastern Wash.	85 63 1213
								145	H	Loyola Marymount	0302	315	H	Portland	83 61 0124
								209	A	Santa Clara	0223	335	H	Maine	93 50 1110
								Upcoming Games				-----			
												168	H	Pepperdine	0214
												209	H	Santa Clara	0209
												315	A	Portland	0216

Non-Div I Games: Sonoma St

88 54

Average NET Win: 266

WON-LOST
RECORD

ROAD
RECORD

STRENGTH
OF SCHEDULE

Average NET Loss: 96

DIV. I ONLY		14- 4	6- 2	342
DIV. I NON-CONF.		8- 4	3- 2	260
Quadrant 1		Quadrant 2	Quadrant 3	Quadrant 4
OVERALL	0-1	1-2	2-1	11-0
HOME	0-0	0-0	1-0	6-0
AWAY	0-0	1-2	1-0	4-0
NEUTRAL	0-1	0-0	0-1	1-0
NON-CONFERENCE	0-1	1-2	2-1	5-0
HOME	0-0	0-0	1-0	3-0
AWAY	0-0	1-2	1-0	1-0
NEUTRAL	0-1	0-0	0-1	1-0
				TOTALS
				14- 4
				7- 0
				6- 2
				1- 2
				8- 4
				4- 0
				3- 2
				1- 2

Q1: (H:1-30)(N:1-50)(A:1-75) 0-1 overall, 0-1 non_conference		Q2: (H:31-75)(N:51-100)(A:76-135) 1-2 overall, 1-2 non_conference		Q3: (H:76-160)(N:101-200)(A:136-240) 2-1 overall, 2-1 non_conference		Q4: (H:161+)(N:201+)(A:241+) 11-0 overall, 5-0 non_conference	
NET S Opponent Score		NET S Opponent Score		NET S Opponent Score		NET S Opponent Score	
(H 1-15)(N 1-25)(A 1-40)		(H 31-55)(N 51-75)(A 76-100)		(H 76-160)(N 101-200)(A 136-240)		(H 161+)(N 201+)(A 241+)	
-----		-----		-----		-----	
(H 16-30)(N 26-50)(A 41-75)		(H 56-75)(N 76-100)(A 101-135)		Upcoming Games		Upcoming Games	
43 N Alabama 75 84 1218		109 Georgetown 78 88 1203		160 H NJIT 0202		202 H North Florida 70 64 0119	
-----		-----		160 A NJIT 0301		250 A FGCU 81 63 0105	
Upcoming Games		Upcoming Games		202 A North Florida 0223		279 H Jacksonville 69 53 0112	
41 A Lipscomb 0213		41 H Lipscomb 0129				293 A Navy 76 58 1128	
						310 N Alabama St. 73 55 1221	
						312 H North Ala. 72 47 0121	
						337 H South Carolina St. 79 55 1211	
						341 H Savannah St. 82 56 1125	
						343 A Kennesaw St. 62 41 0116	
						345 H Alcorn 76 54 1123	
						349 A Stetson 71 53 0109	

						Upcoming Games	
						250 H FGCU 0209	
						279 A Jacksonville 0127	
						312 A North Ala. 0216	
						343 H Kennesaw St. 0226	
						349 H Stetson 0205	

Non-Div I Games:	Trevecca Nazarene	93	40	Kv Christian	96	55	Me -Fort Kent	89	40
------------------	-------------------	----	----	--------------	----	----	---------------	----	----

Average NET Win:138

Average NET Loss:61

WON-LOST
RECORD

ROAD
RECORD

STRENGTH
OF SCHEDULE

DIV. I ONLY	14- 6	3- 1	32
DIV. I NON-CONF.	9- 4	1- 0	80
Quadrant 1		Quadrant 2	Quadrant 3
OVERALL	2-2	3-2	4-2
HOME	0-1	2-0	4-2
AWAY	2-1	1-0	0-0
NEUTRAL	0-0	0-2	0-0
NON-CONFERENCE	1-1	0-2	3-1
HOME	0-1	0-0	3-1
AWAY	1-0	0-0	0-0
NEUTRAL	0-0	0-2	0-0
		Quadrant 4	TOTALS
		5-0	14- 6
		5-0	11- 3
		0-0	3- 1
		0-0	0- 2
		5-0	9- 4
		5-0	8- 2
		0-0	1- 0
		0-0	0- 2

Q1: (H:1-30)(N:1-50)(A:1-75) 2-2 overall, 1-1 non_conference				Q2: (H:31-75)(N:51-100)(A:76-135) 3-2 overall, 0-2 non_conference				Q3: (H:76-160)(N:101-200)(A:136-240) 4-2 overall, 3-1 non_conference				Q4: (H:161+)(N:201+)(A:241+) 5-0 overall, 5-0 non_conference			
NET	S	Opponent	Score	NET	S	Opponent	Score	NET	S	Opponent	Score	NET	S	Opponent	Score
(H 1-15)(N 1-25)(A 1-40)				(H 31-55)(N 51-75)(A 76-100)				(H 76-160)(N 101-200)(A 136-240)				(H:161+)(N:201+)(A:241+)			
4	A	Duke	95 91 0114	68	N	Oregon	65 80 1116	90	H	Georgia Tech	59 73 0112	162	H	St. Bonaventure	81 48 1229
10	A	Virginia Tech	56 78 0126	91	A	Notre Dame	72 62 0105	102	H	Old Dominion	62 68 1215	234	H	Cornell	63 55 1201
38	A	Ohio St.	72 62 1128					103	H	Miami (FL)	73 53 0124	237	H	Arkansas St.	82 52 1222
(H 16-30)(N 26-50)(A 41-75)				(H 56-75)(N 76-100)(A 101-135)				109	H	Georgetown	72 71 1208	255	H	Morehead St.	84 70 1110
20	H	Buffalo	59 71 1218	59	H	Clemson	61 53 0109	115	H	Northeastern	72 49 1204	305	H	Eastern Wash.	66 34 1106
Upcoming Games				61	H	Pittsburgh	74 63 0119	Upcoming Games				Upcoming Games			
1	H	Virginia	0304	78	N	UConn	76 83 1115	120	H	Boston College	0209				
4	H	Duke	0223	Upcoming Games				185	A	Wake Forest	0302				
9	A	North Carolina	0226	35	H	Florida St.	0205								
11	H	Louisville	0220	120	A	Boston College	0130								
30	A	NC State	0213												
59	A	Clemson	0309												
61	A	Pittsburgh	0202												

Non-Div I Games:

STRENGTH

RECORD

RECORD

OF SCHEDULE

DIV. I ONLY		12- 9	1- 5	28	
DIV. I NON-CONF.		9- 4	0- 2	44	
	Quadrant 1	Quadrant 2	Quadrant 3	Quadrant 4	TOTALS
OVERALL	1-5	4-3	4-1	3-0	12- 9
HOME	0-1	3-0	4-1	2-0	9- 2
AWAY	0-3	1-2	0-0	0-0	1- 5
NEUTRAL	1-1	0-1	0-0	1-0	2- 2
NON-CONFERENCE	1-2	1-2	4-0	3-0	9- 4
HOME	0-0	1-0	4-0	2-0	7- 0
AWAY	0-1	0-1	0-0	0-0	0- 2
NEUTRAL	1-1	0-1	0-0	1-0	2- 2

Q1: (H:1-30)(N:1-50)(A:1-75) 1-5 overall, 1-2 non_conference					Q2: (H:31-75)(N:51-100)(A:76-135) 4-3 overall, 1-2 non_conference					Q3: (H:76-160)(N:101-200)(A:136-240) 4-1 overall, 4-0 non_conference					Q4: (H:161+)(N:201+)(A:241+) 3-0 overall, 3-0 non_conference								
NET	S	Opponent	Score		NET	S	Opponent	Score		NET	S	Opponent	Score		NET	S	Opponent	Score					
(H 1-15)(N 1-25)(A 1-40)					(H 31-55)(N 51-75)(A 76-100)					(H 76-160)(N 101-200)(A 136-240)					(H 161+)(N 201+)(A 241+)								
37	A	Florida	43	77	1229	36	H	Ole Miss	83	76	1116	109	H	Georgetown	76	84	0102	192	H	Detroit Mercy	84	63	1112
-----					39	H	St. John's (NY)	80	71	0119	121	H	Northern Ill.	95	68	1208	195	H	Presbyterian	76	67	1218	
(H 16-30)(N 26-50)(A 41-75)					84	A	Saint Louis	52	64	1201	125	H	Brown	70	55	1205	306	N	Middle Tenn.	84	53	1122	
21	H	Villanova	72	80	0122	86	A	Xavier	69	70	0113	126	H	UC Irvine	71	54	1221	-----					
37	N	Florida	61	54	1123	99	A	DePaul	87	69	0116	149	H	Miami (OH)	90	68	1110	Upcoming Games					
42	N	Indiana	68	71	1215	(H 56-75)(N 76-100)(A 101-135)					Upcoming Games					86	H	Xavier	0305				
57	A	Creighton	61	75	0125	57	H	Creighton	84	69	0105	99	H	DePaul	0216								
60	A	Seton Hall	75	76	0109	96	N	Dayton	64	69	1121												

Upcoming Games					Upcoming Games																		
19	H	Marquette	0130		60	H	Seton Hall	0202															
19	A	Marquette	0220		72	H	Providence	0226															
21	A	Villanova	0302		109	A	Georgetown	0209															
39	A	St. John's (NY)	0212																				
72	A	Providence	0309																				

Non-Div I Games:

STRENGTH

RECORD

ROAD RECORD

STRENGTH OF SCHEDULE

DIV. I ONLY		17- 3	8- 2	143	
DIV. I NON-CONF.		9- 2	4- 2	145	
	Quadrant 1	Quadrant 2	Quadrant 3	Quadrant 4	TOTALS
OVERALL	1-2	0-1	5-0	11-0	17- 3
HOME	0-0	0-1	2-0	6-0	8- 1
AWAY	1-2	0-0	2-0	5-0	8- 2
NEUTRAL	0-0	0-0	1-0	0-0	1- 0
NON-CONFERENCE	0-2	0-0	3-0	6-0	9- 2
HOME	0-0	0-0	1-0	3-0	4- 0
AWAY	0-2	0-0	1-0	3-0	4- 2
NEUTRAL	0-0	0-0	1-0	0-0	1- 0

Q1: (H:1-30)(N:1-50)(A:1-75) 1-2 overall, 0-2 non_conference					Q2: (H:31-75)(N:51-100)(A:76-135) 0-1 overall, 0-0 non_conference					Q3: (H:76-160)(N:101-200)(A:136-240) 5-0 overall, 3-0 non_conference					Q4: (H:161+)(N:201+)(A:241+) 11-0 overall, 6-0 non_conference									
NET	S	Opponent (H 1-15)(N 1-25)(A 1-40)	Score		NET	S	Opponent (H 31-55)(N 51-75)(A 76-100)	Score		NET	S	Opponent	Score		NET	S	Opponent	Score						
7	A	Kentucky	61	78	1201	31	H	Wofford	43 72	0110	81	H	Furman	89 79 0112	176	H	Mercer	88 81 0126						
16	A	LSU	91	97	1109						107	N	Louisiana Tech	80 73 1124	233	H	The Citadel	83 60 0124						
----- (H 16-30)(N 26-50)(A 41-75)					(H 56-75)(N 76-100)(A 101-135)					-----					110	H	Radford	65 58 1218	238	H	Prairie View	74 66 1119		
71	A	ETSU	75	68	0119						142	A	Samford	83 75 1222	241	A	UNCW	82 61 1113	244	H	Chattanooga	85 72 1229		
----- Upcoming Games					Upcoming Games					----- Upcoming Games					207	A	Delaware	84 65 1123	257	A	N.C. A&T	74 66 1106		
31	A	Wofford			0216	71	H	ETSU	0224		176	A	Mercer	0207	295	A	Western Caro.	69 60 0117	298	A	Elon	75 74 1207		
															233	A	The Citadel	0228	312	H	North Ala.	53 48 1215		
																				318	A	VMI	71 68 0105	
																				346	H	Coppin St.	77 54 1212	
																				----- Upcoming Games				
																				244	A	Chattanooga	0209	
																				295	H	Western Caro.	0221	
																				318	H	VMI	0131	

Non-Div I Games:	Johnson & Wales /	105	57	Greenshorn	111	33
------------------	-------------------	-----	----	------------	-----	----

DIV. I ONLY		12- 8	1- 4	50	
DIV. I NON-CONF.		9- 2	0- 0	258	
	Quadrant 1	Quadrant 2	Quadrant 3	Quadrant 4	TOTALS
OVERALL	0-7	3-1	3-0	6-0	12- 8
HOME	0-3	1-0	3-0	5-0	9- 3
AWAY	0-4	1-0	0-0	0-0	1- 4
NEUTRAL	0-0	1-1	0-0	1-0	2- 1
NON-CONFERENCE	0-1	1-1	2-0	6-0	9- 2
HOME	0-1	0-0	2-0	5-0	7- 1
AWAY	0-0	0-0	0-0	0-0	0- 0
NEUTRAL	0-0	1-1	0-0	1-0	2- 1

Q1: (H:1-30)(N:1-50)(A:1-75) 0-7 overall, 0-1 non_conference						Q2: (H:31-75)(N:51-100)(A:76-135) 3-1 overall, 1-1 non_conference						Q3: (H:76-160)(N:101-200)(A:136-240) 3-0 overall, 2-0 non_conference						Q4: (H:161+)(N:201+)(A:241+) 6-0 overall, 6-0 non_conference					
NET	S	Opponent	Score			NET	S	Opponent	Score			NET	S	Opponent	Score			NET	S	Opponent	Score		
(H 1-15)(N 1-25)(A 1-40)						(H 31-55)(N 51-75)(A 76-100)						(H 76-160)(N 101-200)(A 136-240)						(H:161+)(N:201+)(A:241+)					
3	A	Michigan St.	55	81	0102	42	H	Indiana	73	66	0122	90	H	Georgia Tech	67	61	1128	188	H	American	63	51	1112
5	H	Michigan	60	62	1204							99	H	DePaul	75	68	1208	235	H	Columbia	75	54	1230
5	A	Michigan	60	80	0113	(H 56-75)(N 76-100)(A 101-135)												252	N	La Salle	91	74	1123
14	A	Wisconsin	46	62	0126							Upcoming Games						265	H	New Orleans	82	52	1108
-----						80	N	Fresno St.	59	78	1122	85	H	Penn St.			0204	333	H	Binghamton	82	54	1116
(H 16-30)(N 26-50)(A 41-75)						89	N	Utah	79	57	1125	122	H	Rutgers			0213	348	H	Chicago St.	88	46	1217
23	H	Oklahoma	69	76	1221	122	A	Rutgers	65	57	0118							-----					
25	H	Iowa	63	73	0109	Upcoming Games												Upcoming Games					
42	A	Indiana	66	68	1201	38	H	Ohio St.			0306												
-----						58	H	Minnesota			0228												
Upcoming Games						116	A	Illinois			0303												
12	H	Purdue			0309																		
14	H	Wisconsin			0223																		
22	A	Maryland			0129																		
24	A	Nebraska			0216																		
25	A	Iowa			0210																		
38	A	Ohio St.			0220																		

Loss Non-Conf H - HOME A-AWAY N-NEUTRAL

Northwestern

Average NET Win: 255 WON-LOST RECORD ROAD RECORD STRENGTH OF SCHEDULE
 Average NET Loss: 48

DIV. I ONLY	14- 3	6- 2	320		
DIV. I NON-CONF.	7- 2	2- 2	286		
<hr/>					
	Quadrant 1	Quadrant 2	Quadrant 3	Quadrant 4	TOTALS
OVERALL	0-2	0-1	2-0	12-0	14- 3
HOME	0-0	0-1	1-0	7-0	8- 1
AWAY	0-2	0-0	1-0	5-0	6- 2
NEUTRAL	0-0	0-0	0-0	0-0	0- 0
NON-CONFERENCE	0-2	0-0	2-0	5-0	7- 2
HOME	0-0	0-0	1-0	4-0	5- 0
AWAY	0-2	0-0	1-0	1-0	2- 2
NEUTRAL	0-0	0-0	0-0	0-0	0- 0

Q1: (H:1-30)(N:1-50)(A:1-75) 0-2 overall, 0-2 non_conference				Q2: (H:31-75)(N:51-100)(A:76-135) 0-1 overall, 0-0 non_conference				Q3: (H:76-160)(N:101-200)(A:136-240) 2-0 overall, 2-0 non_conference				Q4: (H:161+)(N:201+)(A:241+) 12-0 overall, 5-0 non_conference			
NET S Opponent Score				NET S Opponent Score				NET S Opponent Score				NET S Opponent Score			
(H 1-15)(N 1-25)(A 1-40)				(H 31-55)(N 51-75)(A 76-100)				(H 76-160)(N 101-200)(A 136-240)				(H 161+)(N 201+)(A 241+)			
27 A Auburn 88 93 1222				(H 56-75)(N 76-100)(A 101-135)				Upcoming Games				163 H Missouri St. 77 66 1124			
(H 16-30)(N 26-50)(A 41-75)				73 H Belmont 66 79 0124				136 A Jacksonville St. 0131				179 H Evansville 66 64 1218			
43 A Alabama 72 78 1126				Upcoming Games				139 A Austin Peay 0214				225 H Eastern Ky. 97 85 0105			
Upcoming Games								139 H Austin Peay 0302				238 H Prairie View 83 67 1201			
								225 A Eastern Ky. 0216				255 H Morehead St. 90 69 0103			
												299 A Eastern Ill. 83 61 0117			
												306 A Middle Tenn. 64 42 1208			
												311 A Southeast Mo. St. 85 67 0112			
												317 H Tennessee St. 100 62 0126			
												320 H Jackson St. 74 57 1215			
												327 A SIUE 82 72 0119			
												328 A UT Martin 98 77 0110			
												Upcoming Games			
												255 A Morehead St. 0228			
												299 H Eastern Ill. 0207			
												311 H Southeast Mo. St. 0223			
												327 H SIUE 0209			
												328 H UT Martin 0221			
												334 A Tennessee Tech 0202			

Non-Div I Games: Spalding 106 36 Bethel (TN) 110 82

Average NET Win: 195 WON-LOST ROAD STRENGTH
Average NET Loss: 91 RECORD RECORD OF SCHEDULE

DIV. I ONLY	13- 9	2- 4	61		
DIV. I NON-CONF.	9- 6	1- 1	114		
	Quadrant 1	Quadrant 2	Quadrant 3	Quadrant 4	TOTALS
OVERALL	1-4	0-2	5-3	7-0	13- 9
HOME	0-0	0-0	3-2	7-0	10- 2
AWAY	1-1	0-2	1-1	0-0	2- 4
NEUTRAL	0-3	0-0	1-0	0-0	1- 3
NON-CONFERENCE	1-3	0-1	2-2	6-0	9- 6
HOME	0-0	0-0	1-2	6-0	7- 2
AWAY	1-0	0-1	0-0	0-0	1- 1
NEUTRAL	0-3	0-0	1-0	0-0	1- 3

Q1: (H:1-30)(N:1-50)(A:1-75) 1-4 overall, 1-3 non_conference				Q2: (H:31-75)(N:51-100)(A:76-135) 0-2 overall, 0-1 non_conference				Q3: (H:76-160)(N:101-200)(A:136-240) 5-3 overall, 2-2 non_conference				Q4: (H:161+)(N:201+)(A:241+) 7-0 overall, 6-0 non_conference			
NET	S	Opponent	Score	NET	S	Opponent	Score	NET	S	Opponent	Score	NET	S	Opponent	Score
		(H 1-15)(N 1-25)(A 1-40)				(H 31-55)(N 51-75)(A 76-100)				(H 76-160)(N 101-200)(A 136-240)				(H:161+)(N:201+)(A:241+)	
16	N	LSU	74 78 1215			(H 56-75)(N 76-100)(A 101-135)		100	H	San Diego	76 59 0119	177	H	Bucknell	85 56 1219
		-----						111	H	BYU	88 66 0105	178	H	Cal St. Fullerton	81 66 1210
		(H 16-30)(N 26-50)(A 41-75)						126	H	UC Irvine	75 80 1128	209	H	Santa Clara	75 55 0117
29	N	Mississippi St.	57 61 1121	111	A	BYU	66 71 0124	127	H	Utah Valley	92 63 1111	267	H	California	84 71 1201
40	N	Utah St.	63 80 1119	128	A	Western Ky.	68 71 1222	145	A	Loyola Marymount	71 60 0112	313	H	McNeese	87 65 1107
47	A	San Francisco	72 76 0103			-----		152	H	Harvard	68 74 1124	319	H	Bethune-Cookman	93 61 1204
74	A	New Mexico St.	73 58 1114			Upcoming Games		168	A	Pepperdine	77 84 0126	332	H	San Jose St.	75 45 1229
		-----		47	H	San Francisco	0202	182	N	New Mexico	85 60 1207			-----	
		Upcoming Games		100	A	San Diego	0223			-----				Upcoming Games	
2	A	Gonzaga	0209							Upcoming Games		168	H	Pepperdine	0216
2	H	Gonzaga	0302					183	A	Pacific	0221	183	H	Pacific	0207
								209	A	Santa Clara	0214	315	H	Portland	0228

S
a
i
n
t
M
a
r
y
'
s
(
C
A
)

S
a
i
n
t
M
a
r
y
'
s
(
C
A
)

Non-Div I Games:

STRENGTH

WON LOS RECORD

ROAD RECORD

STRENGTH OF SCHEDULE

DIV. I ONLY		14- 6	3- 4	18	
DIV. I NON-CONF.		9- 4	1- 2	3	
	Quadrant 1	Quadrant 2	Quadrant 3	Quadrant 4	TOTALS
OVERALL	1-3	2-2	5-1	6-0	14- 6
HOME	0-0	1-0	4-1	5-0	10- 1
AWAY	1-2	0-2	1-0	1-0	3- 4
NEUTRAL	0-1	1-0	0-0	0-0	1- 1
NON-CONFERENCE	1-2	2-1	3-1	3-0	9- 4
HOME	0-0	1-0	3-1	3-0	7- 1
AWAY	1-1	0-1	0-0	0-0	1- 2
NEUTRAL	0-1	1-0	0-0	0-0	1- 1

Q1: (H:1-30)(N:1-50)(A:1-75) 1-3 overall, 1-2 non_conference					Q2: (H:31-75)(N:51-100)(A:76-135) 2-2 overall, 2-1 non_conference					Q3: (H:76-160)(N:101-200)(A:136-240) 5-1 overall, 3-1 non_conference					Q4: (H:161+)(N:201+)(A:241+) 6-0 overall, 3-0 non_conference						
NET	S	Opponent (H 1-15)(N 1-25)(A 1-40)	Score			NET	S	Opponent (H 31-55)(N 51-75)(A 76-100)	Score			NET	S	Opponent	Score						
1	A	Virginia	49	57	1209	46	H	Hofstra	69	67	1124	96	H	Dayton	76	71	0116				
----- (H 16-30)(N 26-50)(A 41-75)					56	N	Temple	57	51	1119	112	H	Col. of Charleston	79	83	1215					
39	N	St. John's (NY)	86	87	1120	(H 56-75)(N 76-100)(A 101-135)					131	H	Bowling Green	72	61	1112					
45	A	Texas	54	53	1205	102	A	Old Dominion	52	62	1128	135	H	Wichita St.	70	54	1222				
66	A	Davidson	57	64	0112	117	A	Rhode Island	65	71	0123	158	A	Duquesne	80	74	0126				
----- Upcoming Games					Upcoming Games					159	H	Rider	90	79	1230	252	H	La Salle	69	63	0109
										Upcoming Games					Upcoming Games						
										96	A	Dayton	0216			84	H	Saint Louis	0226		
										129	A	George Mason	0305			117	H	Rhode Island	0219		
															129	H	George Mason	0202			
															162	A	St. Bonaventure	0209			
															213	A	Richmond	0302			

Loss Non-Conf H - HOME A-AWAY N-NEUTRAL

Average NET Win: 158 WON-LOST ROAD STRENGTH
Average NET Loss: 48 RECORD RECORD OF SCHEDULE

DIV. I ONLY	15- 4	5- 2	56
DIV. I NON-CONF.	10- 3	3- 1	165
Quadrant 1		Quadrant 2	Quadrant 3
OVERALL	1-2	4-1	4-1
HOME	1-0	1-0	2-1
AWAY	0-2	2-0	2-0
NEUTRAL	0-0	1-1	0-0
NON-CONFERENCE	0-1	2-1	3-1
HOME	0-0	0-0	1-1
AWAY	0-1	1-0	2-0
NEUTRAL	0-0	1-1	0-0
		Quadrant 4	TOTALS
		6-0	15- 4
		4-0	8- 1
		1-0	5- 2
		1-0	2- 1
		5-0	10- 3
		4-0	5- 1
		0-0	3- 1
		1-0	2- 1

Q1: (H:1-30)(N:1-50)(A:1-75) 1-2 overall, 0-1 non_conference				Q2: (H:31-75)(N:51-100)(A:76-135) 4-1 overall, 2-1 non_conference				Q3: (H:76-160)(N:101-200)(A:136-240) 4-1 overall, 3-1 non_conference				Q4: (H:161+)(N:201+)(A:241+) 6-0 overall, 5-0 non_conference			
NET S Opponent Score	(H 1-15)(N 1-25)(A 1-40)			NET S Opponent Score	(H 31-55)(N 51-75)(A 76-100)			NET S Opponent Score	(H 76-100)(N 101-135)(A 136-160)			NET S Opponent Score	(H 161-200)(N 201-240)(A 241-275)		
8 H Houston	73	69	0109	55 N VCU	51	57	1119	82 H South Fla.	82	80	0112	192 H Detroit Mercy	83	67	1109
21 A Villanova	59	69	1205	66 N Davidson	77	75	1215	83 H Penn	70	77	0119	206 H Massachusetts	65	63	1212
34 A UCF	73	78	0102	79 A Missouri	79	77	1127	88 H Georgia	81	77	1113	251 A East Carolina	85	74	0116
(H 16-30)(N 26-50)(A 41-75)				(H 56-75)(N 76-100)(A 101-135)				172 A Saint Joseph's	77	70	1201	252 H La Salle	75	67	1106
Upcoming Games				Upcoming Games				228 A Drexel	82	64	1222	267 N California	76	59	1120
8 A Houston			0131	64 H Memphis	85	76	0124	Upcoming Games				275 H Loyola Maryland	81	67	1116
26 H Cincinnati			0127	135 A Wichita St.	85	81	0106	78 H UConn			0206	Upcoming Games			
64 A Memphis			0226	Upcoming Games				104 H Tulsa			0223	303 A Tulane			0202
				34 H UCF			0309	123 H SMU			0213	303 H Tulane			0303
				78 A UConn			0307								
				82 A South Fla.			0216								
				104 A Tulsa			0209								

Non-Div I Games:

Average NET Win: 135

Average NET Loss: 27

WON-LOST
RECORD

ROAD
RECORD

STRENGTH
OF SCHEDULE

DIV. I ONLY	11- 8	2- 4	7		
DIV. I NON-CONF.	8- 4	0- 2	16		
	Quadrant 1	Quadrant 2	Quadrant 3	Quadrant 4	TOTALS
OVERALL	1-7	4-1	3-0	3-0	11- 8
HOME	0-3	2-1	1-0	3-0	6- 4
AWAY	1-4	1-0	0-0	0-0	2- 4
NEUTRAL	0-0	1-0	2-0	0-0	3- 0
NON-CONFERENCE	0-3	2-1	3-0	3-0	8- 4
HOME	0-1	1-1	1-0	3-0	5- 2
AWAY	0-2	0-0	0-0	0-0	0- 2
NEUTRAL	0-0	1-0	2-0	0-0	3- 0

Q1: (H:1-30)(N:1-50)(A:1-75) 1-7 overall, 0-3 non_conference				Q2: (H:31-75)(N:51-100)(A:76-135) 4-1 overall, 2-1 non_conference				Q3: (H:76-160)(N:101-200)(A:136-240) 3-0 overall, 3-0 non_conference				Q4: (H:161+)(N:201+)(A:241+) 3-0 overall, 3-0 non_conference			
NET	S	Opponent	Score	NET	S	Opponent	Score	NET	S	Opponent	Score	NET	S	Opponent	Score
		(H 1-15)(N 1-25)(A 1-40)				(H 31-55)(N 51-75)(A 76-100)									
2	H	Gonzaga	92 103 1201	38	H	Ohio St.	60 69 1115	114	H	Montana	98 72 1128	217	H	UMKC	89 53 1227
23	A	Oklahoma	70 83 1218	50	H	Butler	75 61 0125	130	N	Georgia St.	93 68 1120	220	H	Green Bay	86 65 1214
24	A	Nebraska	75 94 1208	59	N	Clemson	87 82 1121	147	N	Boise St.	94 82 1119	292	H	Western Ill.	78 67 1106
39	A	St. John's (NY)	66 81 0116												
(H 16-30)(N 26-50)(A 41-75)				(H 56-75)(N 76-100)(A 101-135)				Upcoming Games				Upcoming Games			
19	H	Marquette	104 106 0109	71	H	ETSU	75 69 1111	86	H	Xavier	0203				
21	H	Villanova	78 90 0113	109	A	Georgetown	91 87 0121	99	H	DePaul	0309				
50	A	Butler	69 84 0105					109	H	Georgetown	0223				
72	A	Providence	79 68 1231					Upcoming Games							
Upcoming Games				39	H	St. John's (NY)	0130								
19	A	Marquette	0303	60	H	Seton Hall	0217								
21	A	Villanova	0206	72	H	Providence	0306								
60	A	Seton Hall	0209	86	A	Xavier	0213								
				99	A	DePaul	0220								

Non-Div I Games: Cre 110 60

DIV. I ONLY		14- 5	1- 4	75	
DIV. I NON-CONF.		10- 1	0- 1	179	
	Quadrant 1	Quadrant 2	Quadrant 3	Quadrant 4	TOTALS
OVERALL	3-3	1-2	4-0	6-0	14- 5
HOME	1-1	0-0	3-0	5-0	9- 1
AWAY	1-2	0-2	0-0	0-0	1- 4
NEUTRAL	1-0	1-0	1-0	1-0	4- 0
NON-CONFERENCE	1-0	1-1	2-0	6-0	10- 1
HOME	0-0	0-0	1-0	5-0	6- 0
AWAY	0-0	0-1	0-0	0-0	0- 1
NEUTRAL	1-0	1-0	1-0	1-0	4- 0

Q1: (H:1-30)(N:1-50)(A:1-75) 3-3 overall, 1-0 non_conference					Q2: (H:31-75)(N:51-100)(A:76-135) 1-2 overall, 1-1 non_conference					Q3: (H:76-160)(N:101-200)(A:136-240) 4-0 overall, 2-0 non_conference					Q4: (H:161+)(N:201+)(A:241+) 6-0 overall, 6-0 non_conference									
NET	S	Opponent	Score		NET	S	Opponent	Score		NET	S	Opponent	Score		NET	S	Opponent	Score						
(H 1-15)(N 1-25)(A 1-40)					(H 31-55)(N 51-75)(A 76-100)					(H 76-160)(N 101-200)(A 136-240)					(H 161+)(N 201+)(A 241+)									
5	A	Michigan	57	59	0122	70	N	Oklahoma St.	83	76	1130	85	H	Penn St.	65	64	0119	184	H	Omaha	104	76	1106	
14	A	Wisconsin	59	52	0103	-----					89	H	Utah	78	69	1112	202	H	North Florida	80	71	1211		
38	A	Ohio St.	59	79	1202	(H 56-75)(N 76-100)(A 101-135)					108	N	Texas A&M	69	64	1118	209	N	Santa Clara	80	66	1120		
-----										122	H	Rutgers	88	70	0112	237	H	Arkansas St.	72	56	1208			
(H 16-30)(N 26-50)(A 41-75)										Upcoming Games					116	H	Illinois	0130	257	H	N.C. A&T	86	67	1221
22	H	Maryland	67	82	0108	116	A	Illinois	68	95	0116						325	H	Mt. St. Mary's	71	53	1230		
24	H	Nebraska	85	78	1205	120	A	Boston College	56	68	1126						Upcoming Games							
32	N	Washington	68	66	1121	-----																		
-----										42	H	Indiana	0216											
Upcoming Games										122	A	Rutgers	0224											
3	A	Michigan St.			0209																			
5	H	Michigan			0221																			
12	A	Purdue			0203																			
12	H	Purdue			0305																			
14	H	Wisconsin			0206																			
22	A	Maryland			0308																			
24	A	Nebraska			0213																			
25	H	Iowa			0127																			
52	A	Northwestern			0228																			

Loss Non-Conf H - HOME A-AWAY N-NEUTRAL

Minnesota

Minnesota

Average NET Win: 174

Average NET Loss: 29

WON-LOST
RECORD

ROAD
RECORD

STRENGTH
OF SCHEDULE

DIV. I ONLY		11- 8	1- 4	16	
DIV. I NON-CONF.		10- 3	1- 0	85	
<hr/>					
	Quadrant 1	Quadrant 2	Quadrant 3	Quadrant 4	TOTALS
OVERALL	0-7	3-1	3-0	5-0	11- 8
HOME	0-2	1-0	2-0	5-0	8- 2
AWAY	0-4	1-0	0-0	0-0	1- 4
NEUTRAL	0-1	1-1	1-0	0-0	2- 2
NON-CONFERENCE	0-2	3-1	2-0	5-0	10- 3
HOME	0-1	1-0	1-0	5-0	7- 1
AWAY	0-0	1-0	0-0	0-0	1- 0
NEUTRAL	0-1	1-1	1-0	0-0	2- 2

Q1: (H:1-30)(N:1-50)(A:1-75) 0-7 overall, 0-2 non_conference				Q2: (H:31-75)(N:51-100)(A:76-135) 3-1 overall, 3-1 non_conference				Q3: (H:76-160)(N:101-200)(A:136-240) 3-0 overall, 2-0 non_conference				Q4: (H:161+)(N:201+)(A:241+) 5-0 overall, 5-0 non_conference			
NET	S	Opponent	Score	NET	S	Opponent	Score	NET	S	Opponent	Score	NET	S	Opponent	Score
(H 1-15)(N 1-25)(A 1-40)				(H 31-55)(N 51-75)(A 76-100)				(H 76-160)(N 101-200)(A 136-240)				(H:161+)(N:201+)(A:241+)			
1	H	Virginia	43 63 0112	41	H	Lipscomb	84 67 1230	90	H	Georgia Tech	72 60 0116	186	H	Sam Houston St.	74 59 1114
4	A	Duke	68 87 0105	57	N	Creighton	82 87 1121	110	H	Radford	74 66 1215	233	H	The Citadel	100 80 1106
30	A	NC State	67 69 0126	-----				141	N	Akron	72 69 1119	271	H	Charleston So.	78 51 1218
35	A	Florida St.	68 77 0122	(H 56-75)(N 76-100)(A 101-135)				-----				316	H	Saint Peter's	65 60 1204
(H 16-30)(N 26-50)(A 41-75)				88	N	Georgia	64 49 1120	Upcoming Games				324	H	N.C. Central	71 51 1109
24	H	Nebraska	66 68 1126	113	A	South Carolina	78 68 1222	120	H	Boston College	0223	-----			
29	N	Mississippi St.	71 82 1208	-----				Upcoming Games				185	H	Wake Forest	0203
49	A	Syracuse	53 61 0109	35	H	Florida St.	0219	Upcoming Games				Upcoming Games			
-----				49	H	Syracuse	0309	Upcoming Games				Upcoming Games			
9	H	North Carolina	0302	61	H	Pittsburgh	0129	Upcoming Games				Upcoming Games			
10	H	Virginia Tech	0209	90	A	Georgia Tech	0206	Upcoming Games				Upcoming Games			
11	A	Louisville	0216	91	A	Notre Dame	0306	Upcoming Games				Upcoming Games			
61	A	Pittsburgh	0227	103	A	Miami (FL)	0213	Upcoming Games				Upcoming Games			

Non-Div I Games:

Average NET Win: 127

Average NET Loss: 58

WON-LOST
RECORD

ROAD
RECORD

STRENGTH
OF SCHEDULE

DIV. I ONLY	12- 7	2- 4	25
DIV. I NON-CONF.	9- 3	1- 1	36
Quadrant 1		Quadrant 2	Quadrant 3
OVERALL	2-4	4-1	3-2
HOME	0-1	2-0	1-2
AWAY	1-3	1-1	0-0
NEUTRAL	1-0	1-0	2-0
NON-CONFERENCE	2-2	1-0	3-1
HOME	0-1	0-0	1-1
AWAY	1-1	0-0	0-0
NEUTRAL	1-0	1-0	2-0
		Quadrant 4	TOTALS
		3-0	12- 7
		3-0	6- 3
		0-0	2- 4
		0-0	4- 0
		3-0	9- 3
		3-0	4- 2
		0-0	1- 1
		0-0	4- 0

Q1: (H:1-30)(N:1-50)(A:1-75) 2-4 overall, 2-2 non_conference					Q2: (H:31-75)(N:51-100)(A:76-135) 4-1 overall, 1-0 non_conference					Q3: (H:76-160)(N:101-200)(A:136-240) 3-2 overall, 3-1 non_conference					Q4: (H:161+)(N:201+)(A:241+) 3-0 overall, 3-0 non_conference								
NET	S	Opponent	Score		NET	S	Opponent	Score		NET	S	Opponent	Score		NET	S	Opponent	Score					
(H 1-15)(N 1-25)(A 1-40)					(H 31-55)(N 51-75)(A 76-100)					(H 76-160)(N 101-200)(A 136-240)					(H 161+)(N 201+)(A 241+)								
7	N	Kentucky	84	83	1208	39	H	St. John's (NY)	76	74	1229	84	H	Saint Louis	64	66	1117	227	H	Sacred Heart	90	76	1219
11	H	Louisville	65	70	1201	50	H	Butler	76	75	0109	99	H	DePaul	93	97	0119	266	H	Wagner	89	49	1106
19	A	Marquette	66	70	0112	86	A	Xavier	80	70	0102	103	N	Miami (FL)	83	81	1125	347	H	New Hampshire	77	57	1204
22	A	Maryland	78	74	1222	99	A	DePaul	74	75	0106	122	H	Rutgers	72	66	1215	-----					
24	A	Nebraska	57	80	1114	-----					164	N	Hawaii	64	54	1123	Upcoming Games						
-----					(H 56-75)(N 76-100)(A 101-135)					Upcoming Games													
(H 16-30)(N 26-50)(A 41-75)										86	H	Xavier			0220								
72	A	Providence	63	72	0115	87	N	Grand Canyon	82	75	1122	109	H	Georgetown			0213						
-----					Upcoming Games																		
19	H	Marquette			0306	57	H	Creighton			0209												
21	A	Villanova			0127	72	H	Providence			0130												
21	H	Villanova			0309	109	A	Georgetown			0302												
39	A	St. John's (NY)			0223																		
50	A	Butler			0202																		
57	A	Creighton			0217																		

Non-Div I Games:

Average NET Win: 203

Average NET Loss: 66

WON-LOST
RECORD

ROAD
RECORD

STRENGTH
OF SCHEDULE

DIV. I ONLY	12- 8	0- 5	58	
DIV. I NON-CONF.	10- 3	0- 2	292	
Quadrant 1		Quadrant 2	Quadrant 3	Quadrant 4
OVERALL	1-6	2-1	2-0	7-1
HOME	1-2	1-0	1-0	7-1
AWAY	0-4	0-1	0-0	0-0
NEUTRAL	0-0	1-0	1-0	0-0
NON-CONFERENCE	0-1	1-1	2-0	7-1
HOME	0-0	0-0	1-0	7-1
AWAY	0-1	0-1	0-0	0-0
NEUTRAL	0-0	1-0	1-0	0-0
				TOTALS
				12- 8
				10- 3
				0- 5
				2- 0
				10- 3
				8- 1
				0- 2
				2- 0

Q1: (H:1-30)(N:1-50)(A:1-75) 1-6 overall, 0-1 non_conference						Q2: (H:31-75)(N:51-100)(A:76-135) 2-1 overall, 1-1 non_conference						Q3: (H:76-160)(N:101-200)(A:136-240) 2-0 overall, 2-0 non_conference						Q4: (H:161+)(N:201+)(A:241+) 7-1 overall, 7-1 non_conference					
NET	S	Opponent	Score			NET	S	Opponent	Score			NET	S	Opponent	Score			NET	S	Opponent	Score		
(H 1-15)(N 1-25)(A 1-40)						(H 31-55)(N 51-75)(A 76-100)						(H 76-160)(N 101-200)(A 136-240)						(H:161+)(N:201+)(A:241+)					
4	H	Duke	64	79	0122	35	H	Florida St.	75	62	0114	154	H	Colgate	68	54	1229	197	H	Troy	84	75	1112
9	H	North Carolina	60	85	0105							158	N	Duquesne	74	53	1130	263	H	Central Ark.	97	71	1115
11	H	Louisville	89	86	0109													265	H	New Orleans	99	57	1220
11	A	Louisville	51	66	0126													285	H	Youngstown St.	69	53	1106
25	A	Iowa	68	69	1127	84	N	Saint Louis	75	73	1121	91	H	Notre Dame			0309	296	H	Niagara	70	71	1203
30	A	NC State	80	86	0112	101	A	West Virginia	59	69	1208	185	A	Wake Forest			0205	312	H	North Ala.	71	66	1117
																		318	H	VMI	94	55	1109
																		352	H	UMES	78	43	1215

Non-Div I Games:

Average NET Win: 136 WON-LOST RECORD ROAD RECORD STRENGTH OF SCHEDULE
Average NET Loss: 94

DIV. I ONLY	14- 6	3- 3	59		
DIV. I NON-CONF.	9- 3	1- 1	46		
	Quadrant 1	Quadrant 2	Quadrant 3	Quadrant 4	TOTALS
OVERALL	3-2	3-2	2-1	6-1	14- 6
HOME	1-0	1-0	2-1	5-1	9- 2
AWAY	0-1	2-2	0-0	1-0	3- 3
NEUTRAL	2-1	0-0	0-0	0-0	2- 1
NON-CONFERENCE	3-1	1-1	0-0	5-1	9- 3
HOME	1-0	0-0	0-0	5-1	6- 1
AWAY	0-0	1-1	0-0	0-0	1- 1
NEUTRAL	2-1	0-0	0-0	0-0	2- 1

Q1: (H:1-30)(N:1-50)(A:1-75) 3-2 overall, 3-1 non_conference					Q2: (H:31-75)(N:51-100)(A:76-135) 3-2 overall, 1-1 non_conference					Q3: (H:76-160)(N:101-200)(A:136-240) 2-1 overall, 0-0 non_conference					Q4: (H:161+)(N:201+)(A:241+) 6-1 overall, 5-1 non_conference								
NET	S	Opponent	Score		NET	S	Opponent	Score		NET	S	Opponent	Score		NET	S	Opponent	Score					
(H 1-15)(N 1-25)(A 1-40)					(H 31-55)(N 51-75)(A 76-100)					(H 76-160)(N 101-200)(A 136-240)					(H:161+)(N:201+)(A:241+)								
15	H	Kansas	80	76	1222	88	A	Georgia	76	74	1215	77	H	Oregon St.	70	67	0117	170	H	Princeton	66	67	1229
17	N	Nevada	66	72	1207	93	A	Vanderbilt	65	81	1217	89	H	Utah	86	96	0103	178	H	Cal St. Fullerton	102	94	1106
-----					98	A	UCLA	84	73	0124	106	H	Colorado	83	61	0105	184	H	Omaha	89	71	1128	
(H 16-30)(N 26-50)(A 41-75)					-----					Upcoming Games					-----								
29	N	Mississippi St.	72	67	1119	(H 56-75)(N 76-100)(A 101-135)					118	H	Stanford	0220		215	H	Long Beach St.	90	58	1112		
40	N	Utah St.	87	82	1121	68	H	Oregon	78	64	0119						229	H	Texas Southern	83	71	1201	
75	A	Southern California	67	69	0126	118	A	Stanford	71	85	0112						267	A	California	80	66	0109	
-----					Upcoming Games										Upcoming Games								
67	A	Arizona	0309		32	H	Washington	0209							203	H	Washington St.	0207					
68	A	Oregon	0228		67	H	Arizona	0131							267	H	California	0224					
					77	A	Oregon St.	0303															
					89	A	Utah	0216															
					106	A	Colorado	0213															

Non-Div I Games:

Average NET Win: 203

Average NET Loss: 100

WON-LOST
RECORD

ROAD
RECORD

STRENGTH
OF SCHEDULE

DIV. I ONLY		15- 4	3- 3	146	
DIV. I NON-CONF.		11- 1	2- 1	271	

	Quadrant 1	Quadrant 2	Quadrant 3	Quadrant 4	TOTALS
OVERALL	0-1	0-0	7-3	8-0	15- 4
HOME	0-0	0-0	3-1	6-0	9- 1
AWAY	0-1	0-0	2-2	1-0	3- 3
NEUTRAL	0-0	0-0	2-0	1-0	3- 0
NON-CONFERENCE	0-0	0-0	5-1	6-0	11- 1
HOME	0-0	0-0	1-0	5-0	6- 0
AWAY	0-0	0-0	2-1	0-0	2- 1
NEUTRAL	0-0	0-0	2-0	1-0	3- 0

Q1: (H:1-30)(N:1-50)(A:1-75) 0-1 overall, 0-0 non_conference			Q2: (H:31-75)(N:51-100)(A:76-135) 0-0 overall, 0-0 non_conference			Q3: (H:76-160)(N:101-200)(A:136-240) 7-3 overall, 5-1 non_conference			Q4: (H:161+)(N:201+)(A:241+) 8-0 overall, 6-0 non_conference		
NET S Opponent Score (H 1-15)(N 1-25)(A 1-40)			NET S Opponent Score (H 31-55)(N 51-75)(A 76-100)			NET S Opponent Score (H 76-160)(N 101-200)(A 136-240)			NET S Opponent Score (H 161-240)(N 201-240)(A 241-300)		
20 A Buffalo 80 110 0108			(H 56-75)(N 76-100)(A 101-135)			83 H Penn 77 45 1229			165 H Ohio 75 52 0118		
(H 16-30)(N 26-50)(A 41-75)			Upcoming Games			95 H Ball St. 64 79 0104			192 H Detroit Mercy 101 57 1205		
Upcoming Games			95 A Ball St. 0226			126 N UC Irvine 67 60 1121			234 H Cornell 86 70 1219		
20 H Buffalo 0216			121 A Northern Ill. 0202			137 H Central Mich. 76 72 0126			250 N FGCU 90 62 1119		
			131 A Bowling Green 0209			138 A Kent St. 85 87 0122			269 A Western Mich. 85 77 0112		
						140 A Marshall 75 74 1208			291 H Cleveland St. 80 67 1201		
						146 A Wright St. 74 84 1114			306 H Middle Tenn. 84 62 1215		
						149 H Miami (OH) 71 59 0115			312 H North Ala. 80 59 1128		
						181 N Louisiana 77 64 1120			Upcoming Games		
						212 A Oakland 87 86 1109			169 H Eastern Mich. 0308		
						Upcoming Games			269 H Western Mich. 0305		
						121 H Northern Ill. 0223					
						137 A Central Mich. 0302					
						141 H Akron 0205					
						149 A Miami (OH) 0129					
						169 A Eastern Mich. 0219					

Non-Div I Games: Wilherforce 99 58

Average NET Win: 215

WON-LOST RECORD

ROAD RECORD

STRENGTH OF SCHEDULE

Average NET Loss: 41

DIV. I ONLY		12- 7	1- 3	47	
DIV. I NON-CONF.		8- 5	0- 1	50	

	Quadrant 1	Quadrant 2	Quadrant 3	Quadrant 4	TOTALS
OVERALL	0-5	1-1	4-1	7-0	12- 7
HOME	0-1	1-0	4-0	5-0	10- 1
AWAY	0-3	0-0	0-0	1-0	1- 3
NEUTRAL	0-1	0-1	0-1	1-0	1- 3
NON-CONFERENCE	0-3	1-1	2-1	5-0	8- 5
HOME	0-1	1-0	2-0	4-0	7- 1
AWAY	0-1	0-0	0-0	0-0	0- 1
NEUTRAL	0-1	0-1	0-1	1-0	1- 3

Q1: (H:1-30)(N:1-50)(A:1-75) 0-5 overall, 0-3 non_conference				Q2: (H:31-75)(N:51-100)(A:76-135) 1-1 overall, 1-1 non_conference				Q3: (H:76-160)(N:101-200)(A:136-240) 4-1 overall, 2-1 non_conference				Q4: (H:161+)(N:201+)(A:241+) 7-0 overall, 5-0 non_conference			
NET	S	Opponent	Score	NET	S	Opponent	Score	NET	S	Opponent	Score	NET	S	Opponent	Score
(H 1-15)(N 1-25)(A 1-40)				(H 31-55)(N 51-75)(A 76-100)				(H 76-160)(N 101-200)(A 136-240)				(H:161+)(N:201+)(A:241+)			
6	H	Tennessee	92 102 1215	70	N	Oklahoma St.	64 84 1122	105	H	South Dakota St.	88 80 1204	240	N	Canisius	71 63 1123
8	A	Houston	77 90 0106					112	N	Col. of Charleston	75 78 1125	246	H	Little Rock	99 89 1219
16	A	LSU	76 85 1113	(H 56-75)(N 76-100)(A 101-135)				123	H	SMU	83 61 0119	251	H	East Carolina	78 72 0110
18	N	Texas Tech	67 78 1201					134	H	UAB	94 76 1208	303	A	Tulane	83 79 0113
(H 16-30)(N 26-50)(A 41-75)				65	H	Yale	109 102 1117	135	H	Wichita St.	85 74 0103	317	H	Tennessee St.	99 41 1222
Upcoming Games				Upcoming Games				Upcoming Games				322	H	Florida A&M	96 65 1229
56	A	Temple	76 85 0124	34	H	UCF	0127	78	H	UConn	0210	334	H	Tennessee Tech	76 61 1106
Upcoming Games				56	H	Temple	0226	104	H	Tulsa	0309	Upcoming Games			
26	H	Cincinnati	0207	82	A	South Fla.	0202					251	A	East Carolina	0213
26	A	Cincinnati	0302	104	A	Tulsa	0130					303	H	Tulane	0220
34	A	UCF	0216	135	A	Wichita St.	0223								

Non-Div I Games:

Average NET Win: 226

WON-LOST RECORD

ROAD RECORD

STRENGTH OF SCHEDULE

Average NET Loss: 48

DIV. I ONLY	11- 3	4- 3	163
DIV. I NON-CONF.	9- 3	3- 3	252
Quadrant 1		Quadrant 2	Quadrant 3
OVERALL	0-2	1-1	3-0
HOME	0-0	0-0	2-0
AWAY	0-2	1-1	0-0
NEUTRAL	0-0	0-0	1-0
NON-CONFERENCE	0-2	0-1	2-0
HOME	0-0	0-0	1-0
AWAY	0-2	0-1	0-0
NEUTRAL	0-0	0-0	1-0
		Quadrant 4	TOTALS
		7-0	11- 3
		3-0	5- 0
		3-0	4- 3
		1-0	2- 0
		7-0	9- 3
		3-0	4- 0
		3-0	3- 3
		1-0	2- 0

Q1: (H:1-30)(N:1-50)(A:1-75) 0-2 overall, 0-2 non_conference				Q2: (H:31-75)(N:51-100)(A:76-135) 1-1 overall, 0-1 non_conference				Q3: (H:76-160)(N:101-200)(A:136-240) 3-0 overall, 2-0 non_conference				Q4: (H:161+)(N:201+)(A:241+) 7-0 overall, 7-0 non_conference			
NET S Opponent Score				NET S Opponent Score				NET S Opponent Score				NET S Opponent Score			
(H 1-15)(N 1-25)(A 1-40)				(H 31-55)(N 51-75)(A 76-100)				(H 76-160)(N 101-200)(A 136-240)				(H:161+)(N:201+)(A:241+)			
4 A Duke 58 91 1208				76 A Vermont 70 79 1121				103 N Miami (FL) 77 73 1201				211 H Iona 99 84 1222			
(H 16-30)(N 26-50)(A 41-75)				(H 56-75)(N 76-100)(A 101-135)				125 H Brown 79 71 0125				267 N California 76 59 1109			
64 A Memphis 102 109 1117				125 A Brown 70 67 0119				143 H Lehigh 97 87 1205				270 A CSUN 94 90 0105			
Upcoming Games				Upcoming Games				Upcoming Games				277 H Albany (NY) 71 63 1211			
				83 A Penn 0308				83 H Penn 0209				297 A Monmouth 66 58 1220			
								152 A Harvard 0201				326 A Bryant 103 61 1128			
								152 H Harvard 0223				343 H Kennesaw St. 92 65 0102			
								170 A Princeton 0309				Upcoming Games			
								194 A Dartmouth 0202				170 H Princeton 0208			
								234 A Cornell 0216				194 H Dartmouth 0222			
								235 A Columbia 0215				234 H Cornell 0301			
												235 H Columbia 0302			

Non-Div I Games: Skidmore 88 59

Average NET Win:	172	WON-LOST	ROAD	STRENGTH
Average NET Loss:	87	RECORD	RECORD	OF SCHEDULE

DIV. I ONLY	14- 5	3- 3	95			
DIV. I NON-CONF.	8- 4	1- 2	127			

	Quadrant 1	Quadrant 2	Quadrant 3	Quadrant 4	TOTALS	
OVERALL	0-2	3-1	4-2	7-0	14- 5	
HOME	0-0	1-0	2-0	6-0	9- 0	
AWAY	0-1	2-0	0-2	1-0	3- 3	
NEUTRAL	0-1	0-1	2-0	0-0	2- 2	
NON-CONFERENCE	0-2	0-1	3-1	5-0	8- 4	
HOME	0-0	0-0	1-0	4-0	5- 0	
AWAY	0-1	0-0	0-1	1-0	1- 2	
NEUTRAL	0-1	0-1	2-0	0-0	2- 2	

Q1: (H:1-30)(N:1-50)(A:1-75) 0-2 overall, 0-2 non_conference					Q2: (H:31-75)(N:51-100)(A:76-135) 3-1 overall, 0-1 non_conference					Q3: (H:76-160)(N:101-200)(A:136-240) 4-2 overall, 3-1 non_conference					Q4: (H:161+)(N:201+)(A:241+) 7-0 overall, 5-0 non_conference											
NET	S	Opponent	Score		NET	S	Opponent	Score		NET	S	Opponent	Score		NET	S	Opponent	Score								
(H 1-15)(N 1-25)(A 1-40)					(H 31-55)(N 51-75)(A 76-100)					(H 76-160)(N 101-200)(A 136-240)					(H:161+)(N:201+)(A:241+)											
9	A	North Carolina	60	82	1229	55	H	VCU	64	57	0112	115	N	Northeastern	71	59	1118	161	H	Winthrop	99	81	1204			
12	N	Purdue	58	79	1116	56	N	Temple	75	77	1215	115	H	Northeastern	78	69	1124	194	H	Dartmouth	79	76	1109			
-----					84	A	Saint Louis	54	53	0126	135	N	Wichita St.	57	53	1115	213	H	Richmond	75	62	0119				
(H 16-30)(N 26-50)(A 41-75)					(H 56-75)(N 76-100)(A 101-135)					-----					158	H	Duquesne	65	61	0105	241	A	UNCW	91	85	1201
-----					Upcoming Games					Upcoming Games					172	A	Saint Joseph's	60	61	0115	254	H	Charlotte	76	56	1127
Upcoming Games					-----					Upcoming Games					185	A	Wake Forest	63	67	1217	259	H	George Washington	73	62	0123
					129					A	George Mason	61	56	0109	-----					291	H	Cleveland St.	83	63	1106	
					Upcoming Games					-----					Upcoming Games					-----						
					117					A	Rhode Island			0222	96	H	Dayton			0219	Upcoming Games					
										117					H	Rhode Island			0206	162	H	St. Bonaventure			0306	
										206					A	Massachusetts			0209	172	H	Saint Joseph's			0215	
										213					A	Richmond			0309	245	A	Fordham			0212	
																				245	H	Fordham			0302	
																				252	A	La Salle			0227	

Non-Div I Games: Central Penn

88 54

Average NET Win: 165 WON-LOST RECORD ROAD RECORD STRENGTH OF SCHEDULE
Average NET Loss: 51

DIV. I ONLY		14- 7	3- 3	88	
DIV. I NON-CONF.		9- 4	1- 1	93	

	Quadrant 1	Quadrant 2	Quadrant 3	Quadrant 4	TOTALS
OVERALL	1-4	2-3	6-0	5-0	14- 7
HOME	0-0	0-2	6-0	4-0	10- 2
AWAY	0-2	2-1	0-0	1-0	3- 3
NEUTRAL	1-2	0-0	0-0	0-0	1- 2
NON-CONFERENCE	1-3	1-1	3-0	4-0	9- 4
HOME	0-0	0-1	3-0	4-0	7- 1
AWAY	0-1	1-0	0-0	0-0	1- 1
NEUTRAL	1-2	0-0	0-0	0-0	1- 2

Q1: (H:1-30)(N:1-50)(A:1-75) 1-4 overall, 1-3 non_conference				Q2: (H:31-75)(N:51-100)(A:76-135) 2-3 overall, 1-1 non_conference				Q3: (H:76-160)(N:101-200)(A:136-240) 6-0 overall, 3-0 non_conference				Q4: (H:161+)(N:201+)(A:241+) 5-0 overall, 4-0 non_conference			
NET	S	Opponent	Score	NET	S	Opponent	Score	NET	S	Opponent	Score	NET	S	Opponent	Score
(H 1-15)(N 1-25)(A 1-40)				(H 31-55)(N 51-75)(A 76-100)				(H 76-160)(N 101-200)(A 136-240)				(H:161+)(N:201+)(A:241+)			
2	N	Gonzaga	74 91 1120	44	H	Baylor	49 58 1215	77	H	Oregon St.	82 71 0119	249	H	UTEP	79 46 1114
13	N	Iowa St.	71 66 1119	78	A	UConn	76 72 1202	89	H	Utah	84 81 0105	267	A	California	87 65 0112
(H 16-30)(N 26-50)(A 41-75)				98	A	UCLA	69 90 0126	106	H	Colorado	64 56 0103	300	H	UC Davis	70 68 1222
27	N	Auburn	57 73 1121	(H 56-75)(N 76-100)(A 101-135)				114	H	Montana	61 42 1219	302	H	Houston Baptist	90 60 1107
43	A	Alabama	73 76 1209	68	H	Oregon	54 59 0117	127	H	Utah Valley	80 69 1206	338	H	Cal Poly	82 61 1111
75	A	Southern California	57 80 0124	118	A	Stanford	75 70 0109	133	H	Ga. Southern	100 70 1129	Upcoming Games			
Upcoming Games				Upcoming Games				Upcoming Games				203	H	Washington St.	0209
62	A	Arizona St.	0131	32	H	Washington	0207	118	H	Stanford	0224	267	H	California	0221
68	A	Oregon	0302	62	H	Arizona St.	0309								
				77	A	Oregon St.	0228								
				89	A	Utah	0214								
				106	A	Colorado	0217								

A
r
i
z
o
n
a

A
r
i
z
o
n
a

Non-Div I Games:

Average NET Win:	172	WON-LOST	ROAD	STRENGTH
Average NET Loss:	72	RECORD	RECORD	OF SCHEDULE

DIV. I ONLY	11- 8	2- 3	45		
DIV. I NON-CONF.	9- 4	1- 2	103		

	Quadrant 1	Quadrant 2	Quadrant 3	Quadrant 4	TOTALS
OVERALL	2-4	1-1	3-2	5-1	11- 8
HOME	0-0	1-1	2-2	5-1	8- 4
AWAY	1-3	0-0	1-0	0-0	2- 3
NEUTRAL	1-1	0-0	0-0	0-0	1- 1
NON-CONFERENCE	1-3	0-0	3-0	5-1	9- 4
HOME	0-0	0-0	2-0	5-1	7- 1
AWAY	0-2	0-0	1-0	0-0	1- 2
NEUTRAL	1-1	0-0	0-0	0-0	1- 1

Q1: (H:1-30)(N:1-50)(A:1-75) 2-4 overall, 1-3 non_conference				Q2: (H:31-75)(N:51-100)(A:76-135) 1-1 overall, 0-0 non_conference				Q3: (H:76-160)(N:101-200)(A:136-240) 3-2 overall, 3-0 non_conference				Q4: (H:161+)(N:201+)(A:241+) 5-1 overall, 5-1 non_conference			
NET	S	Opponent	Score	NET	S	Opponent	Score	NET	S	Opponent	Score	NET	S	Opponent	Score
(H 1-15)(N 1-25)(A 1-40)				(H 31-55)(N 51-75)(A 76-100)				(H 76-160)(N 101-200)(A 136-240)				(H 161+)(N 201+)(A 241+)			
8	A	Houston	61 65 1201	32	H	Washington	56 61 0124	77	H	Oregon St.	72 77 0105	184	H	Omaha	84 61 1208
25	N	Iowa	69 77 1115					98	H	UCLA	84 87 0110	220	H	Green Bay	83 72 1120
-----				(H 56-75)(N 76-100)(A 101-135)				100	H	San Diego	65 55 1212	229	H	Texas Southern	84 89 1126
(H 16-30)(N 26-50)(A 41-75)								147	H	Boise St.	66 54 1215	274	H	Portland St.	84 57 1106
44	A	Baylor	47 57 1221	75	H	Southern California	81 60 0113	147	A	Boise St.	62 50 1229	305	H	Eastern Wash.	81 47 1109
49	N	Syracuse	80 65 1116					Upcoming Games				322	H	Florida A&M	71 64 1218
62	A	Arizona St.	64 78 0119	Upcoming Games				118	H	Stanford	0210	Upcoming Games			
67	A	Arizona	59 54 0117	62	H	Arizona St.	0228	203	A	Washington St.	0306	203	H	Washington St.	0127
-----				67	H	Arizona	0302					267	H	California	0206
Upcoming Games				77	A	Oregon St.	0216								
32	A	Washington	0309	89	A	Utah	0131								
75	A	Southern California	0221	98	A	UCLA	0223								
				106	A	Colorado	0202								

Non-Div I Games:

Average NET Win:161

Average NET Loss:47

WON-LOST
RECORD

ROAD
RECORD

STRENGTH
OF SCHEDULE

DIV. I ONLY	11- 8	2- 3	40
DIV. I NON-CONF.	9- 4	1- 1	101
Quadrant 1		Quadrant 2	Quadrant 3
OVERALL	0-5	2-1	5-2
HOME	0-1	1-1	3-2
AWAY	0-3	1-0	1-0
NEUTRAL	0-1	0-0	1-0
NON-CONFERENCE	0-2	1-0	4-2
HOME	0-0	1-0	2-2
AWAY	0-1	0-0	1-0
NEUTRAL	0-1	0-0	1-0
		Quadrant 4	TOTALS
		4-0	11- 8
		4-0	8- 4
		0-0	2- 3
		0-0	1- 1
		4-0	9- 4
		4-0	7- 2
		0-0	1- 1
		0-0	1- 1

Q1: (H:1-30)(N:1-50)(A:1-75) 0-5 overall, 0-2 non_conference					Q2: (H:31-75)(N:51-100)(A:76-135) 2-1 overall, 1-0 non_conference					Q3: (H:76-160)(N:101-200)(A:136-240) 5-2 overall, 4-2 non_conference					Q4: (H:161+)(N:201+)(A:241+) 4-0 overall, 4-0 non_conference								
NET	S	Opponent	Score		NET	S	Opponent	Score		NET	S	Opponent	Score		NET	S	Opponent	Score					
(H 1-15)(N 1-25)(A 1-40)					(H 31-55)(N 51-75)(A 76-100)					(H 76-160)(N 101-200)(A 136-240)					(H:161+)(N:201+)(A:241+)								
6	A	Tennessee	87	106	0115	37	H	Florida	51	57	0109	79	H	Missouri	72	60	0123	191	H	UT Arlington	78	60	1123
18	A	Texas Tech	64	67	0126	42	H	Indiana	73	72	1118	90	H	Georgia Tech	65	69	1219	201	H	FIU	121	89	1201
36	A	Ole Miss	67	84	0119	----- (H 56-75)(N 76-100)(A 101-135)					128	H	Texas St.	73	70	1222	268	H	Montana St.	90	68	1121	
----- (H 16-30)(N 26-50)(A 41-75)										139	H	Western Ky.	77	78	1208	300	H	UC Davis	81	58	1112		
16	H	LSU	88	94	0112	108	A	Texas A&M	73	71	0105	150	N	UTSA	79	67	1215	----- Upcoming Games					
45	N	Texas	71	73	1109	----- Upcoming Games					204	A	Colorado St.	98	74	1205							
Upcoming Games					Upcoming Games					Upcoming Games													
7	A	Kentucky	0226		36	H	Ole Miss	0302		88	H	Georgia	0129										
16	A	LSU	0202		43	H	Alabama	0309		93	H	Vanderbilt	0205										
27	A	Auburn	0220		79	A	Missouri	0212		108	H	Texas A&M	0223										
29	H	Mississippi St.	0216		93	A	Vanderbilt	0306															
					113	A	South Carolina	0209															

Non-Div I Games:

Average NET Win:	123	WON-LOST	ROAD	STRENGTH
Average NET Loss:	53	RECORD	RECORD	OF SCHEDULE

DIV. I ONLY	9- 11	1- 4	10
DIV. I NON-CONF.	7- 6	0- 2	14

Quadrant 1	Quadrant 2	Quadrant 3	Quadrant 4
OVERALL 1-7	3-3	3-0	2-1
HOME 0-3	1-1	3-0	2-0
AWAY 0-2	1-1	0-0	0-1
NEUTRAL 1-2	1-1	0-0	0-0
NON-CONFERENCE 1-3	1-2	3-0	2-1
HOME 0-1	0-0	3-0	2-0
AWAY 0-0	0-1	0-0	0-1
NEUTRAL 1-2	1-1	0-0	0-0
TOTALS			
9- 11			
6- 4			
1- 4			
2- 3			
7- 6			
5- 1			
0- 2			
2- 3			

Q1: (H:1-30)(N:1-50)(A:1-75) 1-7 overall, 1-3 non_conference				Q2: (H:31-75)(N:51-100)(A:76-135) 3-3 overall, 1-2 non_conference				Q3: (H:76-160)(N:101-200)(A:136-240) 3-0 overall, 3-0 non_conference				Q4: (H:161+)(N:201+)(A:241+) 2-1 overall, 2-1 non_conference			
NET S Opponent Score				NET S Opponent Score				NET S Opponent Score				NET S Opponent Score			
(H 1-15)(N 1-25)(A 1-40)				(H 31-55)(N 51-75)(A 76-100)				(H 76-160)(N 101-200)(A 136-240)				(H 161-200)(N 201-240)(A 241-300)			
8 H Houston 53 63 1208				44 H Baylor 69 73 0114				112 H Col. of Charleston 70 58 1118				242 H A&M-Corpus Christi 69 59 1229			
13 H Iowa St. 63 69 0102				45 H Texas 61 58 0108				113 H South Carolina 74 70 0126				254 A Charlotte 64 66 1110			
13 A Iowa St. 59 72 0119				58 N Minnesota 76 83 1130				150 H UTSA 82 60 1114				263 H Central Ark. 82 73 1221			
16 N LSU 90 77 1125				64 N Memphis 84 64 1122				-----				-----			
21 N Villanova 58 77 1123								Upcoming Games				Upcoming Games			
23 A Oklahoma 64 74 0105								101 H West Virginia 0309							
24 N Nebraska 56 79 1216															
-----				(H 56-75)(N 76-100)(A 101-135)											
23 H Oklahoma 61 70 0123				101 A West Virginia 85 77 0112											
(H 16-30)(N 26-50)(A 41-75)				104 A Tulsa 71 74 1205											

Upcoming Games				Upcoming Games											
15 A Kansas 0209				33 H Kansas St. 0202											
15 H Kansas 0302															
18 H Texas Tech 0213															
18 A Texas Tech 0227															
28 A TCU 0206															
28 H TCU 0218															
33 A Kansas St. 0223															
44 A Baylor 0306															
45 A Texas 0216															

Non-Div I Games:

Average NET Win: 229 WON-LOST ROAD STRENGTH
Average NET Loss: 77 RECORD RECORD OF SCHEDULE

DIV. I ONLY	15- 5	5- 4	222
DIV. I NON-CONF.	8- 3	2- 3	303
Quadrant 1		Quadrant 2	Quadrant 3
OVERALL	0-2	1-3	5-0
HOME	0-0	0-1	2-0
AWAY	0-2	1-2	3-0
NEUTRAL	0-0	0-0	0-0
NON-CONFERENCE	0-1	1-2	1-0
HOME	0-0	0-0	0-0
AWAY	0-1	1-2	1-0
NEUTRAL	0-0	0-0	0-0
		Quadrant 4	TOTALS
		9-0	15- 5
		6-0	8- 1
		1-0	5- 4
		2-0	2- 0
		6-0	8- 3
		4-0	4- 0
		0-0	2- 3
		2-0	2- 0

Q1: (H:1-30)(N:1-50)(A:1-75) 0-2 overall, 0-1 non_conference					Q2: (H:31-75)(N:51-100)(A:76-135) 1-3 overall, 1-2 non_conference					Q3: (H:76-160)(N:101-200)(A:136-240) 5-0 overall, 1-0 non_conference					Q4: (H:161+)(N:201+)(A:241+) 9-0 overall, 6-0 non_conference													
NET	S	Opponent	Score		NET	S	Opponent	Score		NET	S	Opponent	Score		NET	S	Opponent	Score										
(H 1-15)(N 1-25)(A 1-40)					(H 31-55)(N 51-75)(A 76-100)					(H 76-160)(N 101-200)(A 136-240)					(H:161+)(N:201+)(A:241+)													
31	A	Wofford	62	79 1201	51	H	UNC Greensboro	68	75 0119	81	H	Furman	79	56 1229	186	H	Sam Houston St.	77 63 1120										
-----					-----					-----					-----													
(H 16-30)(N 26-50)(A 41-75)					(H 56-75)(N 76-100)(A 101-135)																							
57	A	Creighton	69	75 1111	116	A	Illinois	55	73 1215	142	H	Samford	81	72 0103	226	H	North Dakota St.	79 61 1124										
-----					-----					-----					-----													
Upcoming Games					-----					Upcoming Games					-----													
51	A	UNC Greensboro		0224	130	A	Georgia St.	68	74 1106	161	A	Winthrop	76	74 1117	244	H	Chattanooga	96 70 0105										
					133	A	Ga. Southern	69	64 1127	176	A	Mercer	72	68 0112	248	N	Norfolk St.	89 61 1222										
					-----										295					A	Western Caro.	91 69 0126						
					Upcoming Games										314					N	Wyoming	76 53 1221						
					31	H	Wofford		0207	142					A	Samford		0131	318	H	VMI	85 82 0117						
					81	A	Furman		0209						328					H	UT Martin	80 62 1208						
															348					H	Chicago St.	86 61 1119						

																				Upcoming Games								
																				176					H	Mercer		0216
																				233					H	The Citadel		0214
																				244					A	Chattanooga		0202
																				295					H	Western Caro.		0302
																				318					A	VMI		0221

Non-Div I Games: Reinhardt	107 60	Hiwassee	109 44
----------------------------	--------	----------	--------

DIV. I ONLY		12- 7	3- 2	67	
DIV. I NON-CONF.		10- 3	2- 0	171	
	Quadrant 1	Quadrant 2	Quadrant 3	Quadrant 4	TOTALS
OVERALL	1-3	3-2	2-1	6-1	12- 7
HOME	0-1	1-1	1-0	6-1	8- 3
AWAY	1-1	2-1	0-0	0-0	3- 2
NEUTRAL	0-1	0-0	1-1	0-0	1- 2
NON-CONFERENCE	1-1	1-0	2-1	6-1	10- 3
HOME	0-0	0-0	1-0	6-1	7- 1
AWAY	1-0	1-0	0-0	0-0	2- 0
NEUTRAL	0-1	0-0	1-1	0-0	1- 2

NET	S	Opponent	Score	NET	S	Opponent	Score	NET	S	Opponent	Score	NET	S	Opponent	Score	
(H 1-15)(N 1-25)(A 1-40)				(H 31-55)(N 51-75)(A 76-100)												
5	N	Michigan	47 66 1118	86	A	Xavier	64 62 0123	113	N	South Carolina	76 67 1117	193	H	Holy Cross	70 61 1113	
19	A	Marquette	68 79 0120					117	H	Rhode Island	59 50 1201	199	H	Fairleigh Dickinson	69 59 1127	
-----				-----				-----				-----				
(H 16-30)(N 26-50)(A 41-75)				(H 56-75)(N 76-100)(A 101-135)				Upcoming Games								
21	H	Villanova	59 65 0105	57	H	Creighton	68 79 1231	86	H	Xavier		0216	211	H	Iona	91 79 1124
45	A	Texas	71 65 1221	60	H	Seton Hall	72 63 0115	99	H	DePaul	70 67 0127	258	H	Siena	77 67 1106	
-----				109	A	Georgetown	90 96 0112	109	H	Georgetown		0206	277	H	Albany (NY)	73 43 1218
Upcoming Games				120	A	Boston College	100 95 1204					294	H	Central Conn. St.	87 63 1216	
19	H	Marquette	0223	-----								-----				
21	A	Villanova	0213	Upcoming Games								Upcoming Games				
39	A	St. John's (NY)	0209	39	H	St. John's (NY)	0220									
50	A	Butler	0226	50	H	Butler	0309									
57	A	Creighton	0306	99	A	DePaul	0202									
60	A	Seton Hall	0130													

Loss Non-Conf H - HOME A-AWAY N-NEUTRAL

Average NET Win: 187

WON-LOST RECORD

ROAD RECORD

STRENGTH OF SCHEDULE

Average NET Loss: 126

DIV. I ONLY	14- 4	6- 3	127
DIV. I NON-CONF.	8- 2	4- 2	126
Quadrant 1		Quadrant 2	Quadrant 3
OVERALL	2-1	2-0	3-3
HOME	0-0	1-0	1-1
AWAY	2-1	1-0	2-2
NEUTRAL	0-0	0-0	0-0
NON-CONFERENCE	1-1	2-0	2-1
HOME	0-0	1-0	1-0
AWAY	1-1	1-0	1-1
NEUTRAL	0-0	0-0	0-0
		Quadrant 4	TOTALS
		7-0	14- 4
		6-0	8- 1
		1-0	6- 3
		0-0	0- 0
		3-0	8- 2
		2-0	4- 0
		1-0	4- 2
		0-0	0- 0

Q1: (H:1-30)(N:1-50)(A:1-75) 2-1 overall, 1-1 non_conference				Q2: (H:31-75)(N:51-100)(A:76-135) 2-0 overall, 2-0 non_conference				Q3: (H:76-160)(N:101-200)(A:136-240) 3-3 overall, 2-1 non_conference				Q4: (H:161+)(N:201+)(A:241+) 7-0 overall, 3-0 non_conference			
NET S Opponent Score				NET S Opponent Score				NET S Opponent Score				NET S Opponent Score			
(H 1-15)(N 1-25)(A 1-40)				(H 31-55)(N 51-75)(A 76-100)				(H 76-160)(N 101-200)(A 136-240)				(H:161+)(N:201+)(A:241+)			
12 A Purdue 62 73 1229				41 H Lipscomb 76 74 1204				128 H Western Ky. 80 74 1219				200 H Illinois St. 100 89 1110			
				98 A UCLA 74 72 1215				136 H Jacksonville St. 73 83 0103				225 H Eastern Ky. 109 93 0112			
								136 A Jacksonville St. 80 91 0117				255 H Morehead St. 77 60 0110			
(H 16-30)(N 26-50)(A 41-75)								139 A Austin Peay 96 92 0126				306 H Middle Tenn. 92 73 1112			
41 A Lipscomb 87 83 1115				(H 56-75)(N 76-100)(A 101-135)				142 A Samford 99 93 1129				317 H Tennessee St. 92 74 0119			
53 A Murray St. 79 66 0124								220 A Green Bay 92 *** 1201				334 H Tennessee Tech 79 67 0105			
												343 A Kennesaw St. 91 53 1124			
Upcoming Games				Upcoming Games				Upcoming Games							
								225 A Eastern Ky. 0207				Upcoming Games			
												255 A Morehead St. 0209			
												299 H Eastern Ill. 0221			
												311 H Southeast Mo. St. 0131			
												311 A Southeast Mo. St. 0302			
												317 A Tennessee St. 0214			
												327 H SIUE 0223			
												328 H UT Martin 0202			
												328 A UT Martin 0228			
												334 A Tennessee Tech 0216			

Non-Div I Games: Trevecca Nazaren 104 50

Average NET Win: 193

WON-LOST RECORD

ROAD RECORD

STRENGTH OF SCHEDULE

Average NET Loss: 101

DIV. I ONLY	15- 4	6- 2	116
DIV. I NON-CONF.	10- 3	3- 1	177
Quadrant 1		Quadrant 2	Quadrant 3
OVERALL	0-1	1-1	5-2
HOME	0-0	0-1	1-0
AWAY	0-1	1-0	4-1
NEUTRAL	0-0	0-0	0-1
NON-CONFERENCE	0-1	0-1	2-1
HOME	0-0	0-1	0-0
AWAY	0-1	0-0	2-0
NEUTRAL	0-0	0-0	0-1
		Quadrant 4	TOTALS
		9-0	15- 4
		7-0	8- 1
		1-0	6- 2
		1-0	1- 1
		8-0	10- 3
		6-0	6- 1
		1-0	3- 1
		1-0	1- 1

Q1: (H:1-30)(N:1-50)(A:1-75) 0-1 overall, 0-1 non_conference				Q2: (H:31-75)(N:51-100)(A:76-135) 1-1 overall, 0-1 non_conference				Q3: (H:76-160)(N:101-200)(A:136-240) 5-2 overall, 2-1 non_conference				Q4: (H:161+)(N:201+)(A:241+) 9-0 overall, 8-0 non_conference			
NET S Opponent Score				NET S Opponent Score				NET S Opponent Score				NET S Opponent Score			
(H 1-15)(N 1-25)(A 1-40)				(H 31-55)(N 51-75)(A 76-100)				(H 76-100)(N 101-120)(A 121-140)				(H 161-180)(N 201-220)(A 221-240)			
15 A Kansas 60 63 1208				54 H Saint Mary's (CA) 58 73 1114				87 H Grand Canyon 77 75 0110				171 H CSU Bakersfield 73 62 0112			
(H 16-30)(N 26-50)(A 41-75)				(H 56-75)(N 76-100)(A 101-135)				119 N Drake 63 66 1222				173 H Northern Colo. 74 62 1217			
Upcoming Games				127 A Utah Valley 83 78 0119				174 A Seattle U 87 60 0117				182 H New Mexico 100 65 1204			
				Upcoming Games				182 A New Mexico 98 94 1117				203 H Washington St. 69 63 1201			
				87 A Grand Canyon 0209				196 A UTRGV 63 61 0126				203 N Washington St. 75 72 1223			
								204 A Colorado St. 88 68 1230				226 H North Dakota St. 73 56 1106			
								214 A California Baptist 76 82 0103				249 H UTEP 96 69 1109			
								Upcoming Games				249 A UTEP 62 58 1128			
								127 H Utah Valley 0214				270 H CSUN 92 57 1219			
								171 A CSU Bakersfield 0207				Upcoming Games			
								217 A UMKC 0228				174 H Seattle U 0216			
												196 H UTRGV 0223			
												214 H California Baptist 0309			
												217 H UMKC 0131			
												348 H Chicago St. 0202			
												348 A Chicago St. 0302			

Non-Div I Games: Eastern NM 92 65

STRENGTH

RECORD

RECORD

OF SCHEDULE

[illegible]

Southern California

Loss Non-Conf H - HOME A-AWAY N-NEUTRAL

Average NET Win: 216

WON-LOST RECORD

ROAD RECORD

STRENGTH OF SCHEDULE

Average NET Loss: 95

DIV. I ONLY		15- 5	8- 3	171	
DIV. I NON-CONF.		9- 4	4- 3	43	

	Quadrant 1	Quadrant 2	Quadrant 3	Quadrant 4	TOTALS
OVERALL	0-3	2-0	4-0	9-2	15- 5
HOME	0-0	1-0	2-0	4-2	7- 2
AWAY	0-3	1-0	2-0	5-0	8- 3
NEUTRAL	0-0	0-0	0-0	0-0	0- 0
NON-CONFERENCE	0-3	2-0	3-0	4-1	9- 4
HOME	0-0	1-0	2-0	2-1	5- 1
AWAY	0-3	1-0	1-0	2-0	4- 3
NEUTRAL	0-0	0-0	0-0	0-0	0- 0

Q1: (H:1-30)(N:1-50)(A:1-75) 0-3 overall, 0-3 non_conference			Q2: (H:31-75)(N:51-100)(A:76-135) 2-0 overall, 2-0 non_conference			Q3: (H:76-160)(N:101-200)(A:136-240) 4-0 overall, 3-0 non_conference			Q4: (H:161+)(N:201+)(A:241+) 9-2 overall, 4-1 non_conference		
NET S Opponent Score (H 1-15)(N 1-25)(A 1-40)			NET S Opponent Score (H 31-55)(N 51-75)(A 76-100)			NET S Opponent Score (H 76-100)(N 101-200)(A 136-240)			NET S Opponent Score (H 161-200)(N 201-240)(A 241-280)		
11 A Louisville 78 86 1116			-----			115 H Northeastern 75 70 1216			162 H St. Bonaventure 83 76 1218		
15 A Kansas 68 84 1112			(H 56-75)(N 76-100)(A 101-135)			144 A Stony Brook 73 52 0126			177 H Bucknell 61 69 1125		
-----						152 H Harvard 71 65 1208			194 H Dartmouth 73 59 0102		
(H 16-30)(N 26-50)(A 41-75)			65 H Yale 79 70 1121			236 A Boston U. 78 72 1109			210 H Hartford 81 62 0112		
41 A Lipscomb 66 91 1221			129 A George Mason 72 67 1203			-----			232 H UMBC 61 74 0123		
-----			-----			Upcoming Games			259 A George Washington 69 53 1128		
Upcoming Games			Upcoming Games			144 H Stony Brook 0302			277 A Albany (NY) 80 51 0105		
						210 A Hartford 0216			278 A Towson 70 64 1130		
						218 A UMass Lowell 0202			333 H Binghamton 78 50 0119		
						232 A UMBC 0221			335 A Maine 73 49 0109		
									347 A New Hampshire 73 59 0116		

									Upcoming Games		
									218 H UMass Lowell 0305		
									277 H Albany (NY) 0209		
									333 A Binghamton 0223		
									335 H Maine 0206		
									347 H New Hampshire 0213		

Non-Div I Games: NVII-I vndon 122 56

Average NET Win: 172

Average NET Loss: 81

WON-LOST
RECORD

ROAD
RECORD

STRENGTH
OF SCHEDULE

DIV. I ONLY	12- 7	2- 3	97		
DIV. I NON-CONF.	8- 4	1- 1	196		
	Quadrant 1	Quadrant 2	Quadrant 3	Quadrant 4	TOTALS
OVERALL	1-2	2-3	3-2	6-0	12- 7
HOME	0-0	1-1	1-2	6-0	8- 3
AWAY	1-2	0-1	1-0	0-0	2- 3
NEUTRAL	0-0	1-1	1-0	0-0	2- 1
NON-CONFERENCE	0-0	1-2	2-2	5-0	8- 4
HOME	0-0	0-0	0-2	5-0	5- 2
AWAY	0-0	0-1	1-0	0-0	1- 1
NEUTRAL	0-0	1-1	1-0	0-0	2- 1

Q1: (H:1-30)(N:1-50)(A:1-75) 1-2 overall, 0-0 non_conference				Q2: (H:31-75)(N:51-100)(A:76-135) 2-3 overall, 1-2 non_conference				Q3: (H:76-160)(N:101-200)(A:136-240) 3-2 overall, 2-2 non_conference				Q4: (H:161+)(N:201+)(A:241+) 6-0 overall, 5-0 non_conference			
NET S Opponent Score				NET S Opponent Score				NET S Opponent Score				NET S Opponent Score			
(H 1-15)(N 1-25)(A 1-40)				(H 31-55)(N 51-75)(A 76-100)				(H 76-160)(N 101-200)(A 136-240)				(H 161+)(N 201+)(A 241+)			
-----				-----				-----				-----			
(H 16-30)(N 26-50)(A 41-75)				(H 56-75)(N 76-100)(A 101-135)				-----				-----			
62 A Arizona St. 67 70 0117				32 H Washington 69 79 0126				98 H UCLA 79 66 0113				163 H Missouri St. 101 77 1201			
67 A Arizona 71 82 0119				84 A Saint Louis 61 65 1209				102 N Old Dominion 61 56 1116				168 H Pepperdine 82 67 1217			
68 A Oregon 77 72 0105				-----				108 H Texas A&M 64 67 1215				203 H Washington St. 90 77 0124			
-----				-----				138 H Kent St. 63 66 1221				280 H UC Riverside 72 59 1106			
Upcoming Games				(H 56-75)(N 76-100)(A 101-135)				215 A Long Beach St. 75 72 1125				294 H Central Conn. St. 80 59 1229			
32 A Washington 0306				75 H Southern California 79 74 0110				-----				314 H Wyoming 83 64 1110			
75 A Southern California 0223				79 N Missouri 63 69 1118				Upcoming Games				-----			
				83 N Penn 74 58 1119				118 H Stanford 0207				Upcoming Games			
				-----				203 A Washington St. 0309				267 H California 0209			
				Upcoming Games											
				62 H Arizona St. 0303											
				67 H Arizona 0228											
				68 H Oregon 0216											
				89 A Utah 0202											
				98 A UCLA 0221											
				106 A Colorado 0131											

Non-Div I Games:

Average NET Win: 228 WON-LOST ROAD RECORD STRENGTH OF SCHEDULE
Average NET Loss: 49 RECORD

DIV. I ONLY		12- 8	0- 3	110	
DIV. I NON-CONF.		9- 4	0- 0	203	

	Quadrant 1	Quadrant 2	Quadrant 3	Quadrant 4	TOTALS
OVERALL	1-4	0-4	2-0	9-0	12- 8
HOME	0-0	0-2	2-0	9-0	11- 2
AWAY	0-1	0-2	0-0	0-0	0- 3
NEUTRAL	1-3	0-0	0-0	0-0	1- 3
NON-CONFERENCE	1-3	0-1	0-0	8-0	9- 4
HOME	0-0	0-1	0-0	8-0	8- 1
AWAY	0-0	0-0	0-0	0-0	0- 0
NEUTRAL	1-3	0-0	0-0	0-0	1- 3

Q1: (H:1-30)(N:1-50)(A:1-75) 1-4 overall, 1-3 non_conference					Q2: (H:31-75)(N:51-100)(A:76-135) 0-4 overall, 0-1 non_conference					Q3: (H:76-160)(N:101-200)(A:136-240) 2-0 overall, 0-0 non_conference					Q4: (H:161+)(N:201+)(A:241+) 9-0 overall, 8-0 non_conference										
NET	S	Opponent	Score		NET	S	Opponent	Score		NET	S	Opponent	Score		NET	S	Opponent	Score							
(H 1-15)(N 1-25)(A 1-40)					(H 31-55)(N 51-75)(A 76-100)					(H 76-160)(N 101-200)(A 136-240)					(H:161+)(N:201+)(A:241+)										
21	N	Villanova	58	81	1222	34	H	UCF	53	65	0105	123	H	SMU	76	64	0110	217	H	UMKC	94	66	1111		
25	N	Iowa	72	91	1116	82	A	South Fla.	68	76	0102	135	H	Wichita St.	80	60	0126	218	H	UMass Lowell	97	75	1127		
26	A	Cincinnati	72	74	0112	-----					-----					-----									
(H 16-30)(N 26-50)(A 41-75)					(H 56-75)(N 76-100)(A 101-135)					Upcoming Games					Upcoming Games										
35	N	Florida St.	71	79	1208	67	H	Arizona	72	76	1202	82	H	South Fla.	0303	234	H	Cornell	91	74	1120				
49	N	Syracuse	83	76	1115	104	A	Tulsa	83	89	0116	-----					255	H	Morehead St.	80	70	1108			
Upcoming Games					Upcoming Games					Upcoming Games					Upcoming Games										
8	H	Houston			0214	56	H	Temple			0307	251	H	East Carolina			0203	287	H	Lafayette	90	63	1205		
26	H	Cincinnati			0224	123	A	SMU			0221	303	H	Tulane			87	71	0119	336	H	Manhattan	61	46	1215
34	A	UCF			0131	135	A	Wichita St.			0228	347	H	New Hampshire			91	66	1125	-----					
56	A	Temple			0206																				
64	A	Memphis			0210																				

Non-Div I Games:

Average NET Win:	178	WON-LOST RECORD	ROAD RECORD	STRENGTH OF SCHEDULE
Average NET Loss:	44			

DIV. I ONLY	10- 8	1- 3	62	
DIV. I NON-CONF.	9- 3	0- 1	143	
<hr/>				
	Quadrant 1	Quadrant 2	Quadrant 3	Quadrant 4
OVERALL	0-5	3-3	2-0	5-0
HOME	0-2	1-2	1-0	4-0
AWAY	0-2	1-1	0-0	0-0
NEUTRAL	0-1	1-0	1-0	1-0
NON-CONFERENCE	0-2	2-1	2-0	5-0
HOME	0-0	1-1	1-0	4-0
AWAY	0-1	0-0	0-0	0-0
NEUTRAL	0-1	1-0	1-0	1-0
				TOTALS
				10- 8
				6- 4
				1- 3
				3- 1
				9- 3
				6- 1
				0- 1
				3- 1

Q1: (H:1-30)(N:1-50)(A:1-75) 0-5 overall, 0-2 non_conference					Q2: (H:31-75)(N:51-100)(A:76-135) 3-3 overall, 2-1 non_conference					Q3: (H:76-160)(N:101-200)(A:136-240) 2-0 overall, 2-0 non_conference					Q4: (H:161+)(N:201+)(A:241+) 5-0 overall, 5-0 non_conference						
NET	S	Opponent	Score		NET	S	Opponent	Score		NET	S	Opponent	Score		NET	S	Opponent	Score			
(H 1-15)(N 1-25)(A 1-40)					(H 31-55)(N 51-75)(A 76-100)					(H 76-160)(N 101-200)(A 136-240)					(H:161+)(N:201+)(A:241+)						
6	H	Tennessee	63	87	0108	34	H	UCF	64 62 1202	86	H	Xavier	71 56 1218	191	H	UT Arlington	65 45 1204				
13	A	Iowa St.	59	76	1109	43	H	Alabama	60 70 0116	116	N	Illinois	79 63 1222	255	H	Morehead St.	75 61 1229				
-----					-----					-----					-----						
(H 16-30)(N 26-50)(A 41-75)					(H 56-75)(N 76-100)(A 101-135)					Upcoming Games					Upcoming Games						
16	H	LSU	80	86	0126	56	H	Temple	77 79 1127	93	H	Vanderbilt	0202	263	H	Central Ark.	68 55 1106				
33	N	Kansas St.	67	82	1119	77	N	Oregon St.	69 63 1118	108	H	Texas A&M	0209	304	H	Oral Roberts	80 64 1207				
69	A	Arkansas	60	72	0123	108	A	Texas A&M	66 43 0119	113	H	South Carolina	0302	343	N	Kennesaw St.	55 52 1116				
-----					-----					-----					-----						
Upcoming Games					Upcoming Games										Upcoming Games						
6	A	Tennessee			0205	36	H	Ole Miss			0309										
7	H	Kentucky			0219	69	H	Arkansas			0212										
27	A	Auburn			0130	88	A	Georgia			0306										
29	A	Mississippi St.			0226																
36	A	Ole Miss			0216																
37	A	Florida			0223																

Missouri

Missouri

Non-Div I Games:

Average NET Win:	199	WON-LOST RECORD	ROAD RECORD	STRENGTH OF SCHEDULE
Average NET Loss:	96			

DIV. I ONLY	13- 5	3- 2	180	
DIV. I NON-CONF.	8- 3	0- 1	218	
<hr/>				
	Quadrant 1	Quadrant 2	Quadrant 3	Quadrant 4
OVERALL	1-2	1-0	4-3	7-0
HOME	0-1	0-0	2-1	6-0
AWAY	1-1	0-0	1-1	1-0
NEUTRAL	0-0	1-0	1-1	0-0
NON-CONFERENCE	0-1	1-0	2-2	5-0
HOME	0-0	0-0	1-1	5-0
AWAY	0-1	0-0	0-0	0-0
NEUTRAL	0-0	1-0	1-1	0-0
				TOTALS
				13- 5
				8- 2
				3- 2
				2- 1
				8- 3
				6- 1
				0- 1
				2- 1

Q1: (H:1-30)(N:1-50)(A:1-75) 1-2 overall, 0-1 non_conference				Q2: (H:31-75)(N:51-100)(A:76-135) 1-0 overall, 1-0 non_conference				Q3: (H:76-160)(N:101-200)(A:136-240) 4-3 overall, 2-2 non_conference				Q4: (H:161+)(N:201+)(A:241+) 7-0 overall, 5-0 non_conference			
NET S Opponent Score				NET S Opponent Score				NET S Opponent Score				NET S Opponent Score			
(H 1-15)(N 1-25)(A 1-40)				(H 31-55)(N 51-75)(A 76-100)				(H 76-160)(N 101-200)(A 136-240)				(H:161+)(N:201+)(A:241+)			
28 A TCU 69 77 1115				52 N Northwestern 78 59 1122				103 N Miami (FL) 76 78 1123				183 H Pacific 81 78 1128			
40 A Utah St. 78 77 0109				-----				127 H Utah Valley 60 64 1229				204 H Colorado St. 78 67 0105			
(H 16-30)(N 26-50)(A 41-75)				(H 56-75)(N 76-100)(A 101-135)				147 A Boise St. 63 53 0119				215 H Long Beach St. 92 71 1208			
17 H Nevada 64 74 0112				-----				156 H San Diego St. 66 62 0122				267 H California 95 73 1219			
-----				Upcoming Games				157 H Weber St. 71 52 1205				328 H UT Martin 93 53 1222			
Upcoming Games				40 H Utah St. 0205				164 N Hawaii 79 64 1125				332 A San Jose St. 73 53 0102			
17 A Nevada 0223				-----				204 A Colorado St. 65 74 0126				338 H Cal Poly 76 67 1201			
				Upcoming Games				-----				-----			
								147 H Boise St. 0213				Upcoming Games			
								153 A UNLV 0209				182 H New Mexico 0202			
								156 A San Diego St. 0306				221 H Air Force 0220			
								182 A New Mexico 0216				314 A Wyoming 0130			
												314 H Wyoming 0227			
												332 H San Jose St. 0309			

Non-Div I Games: Alas Anchorage 91 63

Average NET Win:	239	WON-LOST	ROAD	STRENGTH
Average NET Loss:	62	RECORD	RECORD	OF SCHEDULE

DIV. I ONLY	13- 5	6- 4	229		
DIV. I NON-CONF.	8- 1	5- 1	309		

	Quadrant 1	Quadrant 2	Quadrant 3	Quadrant 4	TOTALS
OVERALL	1-4	1-0	0-1	11-0	13- 5
HOME	0-0	0-0	0-1	7-0	7- 1
AWAY	1-4	1-0	0-0	4-0	6- 4
NEUTRAL	0-0	0-0	0-0	0-0	0- 0
NON-CONFERENCE	1-1	1-0	0-0	6-0	8- 1
HOME	0-0	0-0	0-0	3-0	3- 0
AWAY	1-1	1-0	0-0	3-0	5- 1
NEUTRAL	0-0	0-0	0-0	0-0	0- 0

F
u
r
m
a
n

Q1: (H:1-30)(N:1-50)(A:1-75) 1-4 overall, 1-1 non_conference				Q2: (H:31-75)(N:51-100)(A:76-135) 1-0 overall, 1-0 non_conference				Q3: (H:76-160)(N:101-200)(A:136-240) 0-1 overall, 0-0 non_conference				Q4: (H:161+)(N:201+)(A:241+) 11-0 overall, 6-0 non_conference			
NET S Opponent Score				NET S Opponent Score				NET S Opponent Score				NET S Opponent Score			
(H 1-15)(N 1-25)(A 1-40)				(H 31-55)(N 51-75)(A 76-100)				(H 76-160)(N 101-200)(A 136-240)				(H 161-300)(N 201-300)(A 301-400)			
16 A LSU 57 75 1221				-----				Upcoming Games				176 H Mercer 71 58 0103			
21 A Villanova 76 68 1117				(H 56-75)(N 76-100)(A 101-135)				142 A Samford 0228				190 H Gardner-Webb 88 86 1113			
31 A Wofford 54 59 0119				-----				176 A Mercer 0202				233 H The Citadel 101 85 0105			
(H 16-30)(N 26-50)(A 41-75)				132 A Loyola Chicago 60 58 1109				233 A The Citadel 0131				241 H UNCW 93 50 1215			
-----				Upcoming Games								244 H Chattanooga 73 58 0124			
51 A UNC Greensboro 79 89 0112				31 H Wofford 0223								271 H Charleston So. 77 69 1211			
71 A ETSU 56 79 1229				51 H UNC Greensboro 0214								295 H Western Caro. 90 88 1201			
Upcoming Games				71 H ETSU 0209								298 A Elon 98 77 1204			
												318 A VMI 89 57 0110			
												329 A USC Upstate 74 60 1208			
												353 A UNC Asheville 65 51 1125			
												Upcoming Games			
												244 A Chattanooga 0302			
												295 A Western Caro. 0207			
												318 H VMI 0216			

F
u
r
m
a
n

Non-Div I Games:	Southern Wesleyan	74	57	North Greenville	107	67	UNKNOWN	102	48
------------------	-------------------	----	----	------------------	-----	----	---------	-----	----

Average NET Win: 232

WON-LOST RECORD

ROAD RECORD

STRENGTH OF SCHEDULE

Average NET Loss: 89

DIV. I ONLY	14- 6	2- 3	205
DIV. I NON-CONF.	10- 2	1- 0	341
Quadrant 1		Quadrant 2	Quadrant 3
OVERALL	0-3	0-1	6-1
HOME	0-1	0-0	4-0
AWAY	0-2	0-1	1-0
NEUTRAL	0-0	0-0	1-1
NON-CONFERENCE	0-0	0-0	4-1
HOME	0-0	0-0	2-0
AWAY	0-0	0-0	1-0
NEUTRAL	0-0	0-0	1-1
		Quadrant 4	TOTALS
		8-1	14- 6
		7-1	11- 2
		1-0	2- 3
		0-0	1- 1
		6-1	10- 2
		6-1	8- 1
		0-0	1- 0
		0-0	1- 1

Q1: (H:1-30)(N:1-50)(A:1-75) 0-3 overall, 0-0 non_conference		Q2: (H:31-75)(N:51-100)(A:76-135) 0-1 overall, 0-0 non_conference		Q3: (H:76-160)(N:101-200)(A:136-240) 6-1 overall, 4-1 non_conference		Q4: (H:161+)(N:201+)(A:241+) 8-1 overall, 6-1 non_conference	
NET S Opponent Score (H 1-15)(N 1-25)(A 1-40)		NET S Opponent Score (H 31-55)(N 51-75)(A 76-100)		NET S Opponent Score (H 76-100)(N 101-125)(A 126-150)		NET S Opponent Score (H 161-200)(N 201-240)(A 241-280)	
8 H Houston 60 69 0119		----- (H 56-75)(N 76-100)(A 101-135)		78 H UConn 76 68 0102		199 H Fairleigh Dickinson 60 54 1229	
26 A Cincinnati 74 82 0115				109 N Georgetown 73 76 1118		233 H The Citadel 81 84 1124	
----- (H 16-30)(N 26-50)(A 41-75)		104 A Tulsa 75 78 0105		135 H Wichita St. 54 41 0122		251 A East Carolina 77 57 0126	
56 A Temple 80 82 0112		----- Upcoming Games		139 H Austin Peay 74 70 1112		262 H Appalachian St. 76 69 1215	
----- Upcoming Games		34 H UCF 0227		154 H Colgate 73 63 1130		303 H Tulane 66 48 0109	
8 A Houston 0223		56 H Temple 0216		165 N Ohio 73 46 1116		322 H Florida A&M 69 59 1121	
34 A UCF 0213		64 H Memphis 0202		201 A FIU 82 73 1218		344 H Alabama A&M 80 63 1106	
		78 A UConn 0303		----- Upcoming Games		345 H Alcorn 83 44 1221	
		123 A SMU 0207		123 H SMU 0310		349 H Stetson 75 71 1128	
				----- Upcoming Games		----- Upcoming Games	
						251 H East Carolina 0210	
						303 A Tulane 0306	

Non-Div I Games:

Average NET Win: 178 WON-LOST RECORD ROAD RECORD STRENGTH OF SCHEDULE
Average NET Loss: 135

DIV. I ONLY	11- 6	6- 2	169		
DIV. I NON-CONF.	11- 4	6- 1	194		
	Quadrant 1	Quadrant 2	Quadrant 3	Quadrant 4	TOTALS
OVERALL	2-2	1-1	4-1	4-2	11- 6
HOME	1-0	0-0	1-0	2-2	4- 2
AWAY	1-1	1-0	2-1	2-0	6- 2
NEUTRAL	0-1	0-1	1-0	0-0	1- 2
NON-CONFERENCE	2-2	1-1	4-0	4-1	11- 4
HOME	1-0	0-0	1-0	2-1	4- 1
AWAY	1-1	1-0	2-0	2-0	6- 1
NEUTRAL	0-1	0-1	1-0	0-0	1- 2

Q1: (H:1-30)(N:1-50)(A:1-75) 2-2 overall, 2-2 non_conference		Q2: (H:31-75)(N:51-100)(A:76-135) 1-1 overall, 1-1 non_conference		Q3: (H:76-160)(N:101-200)(A:136-240) 4-1 overall, 4-0 non_conference		Q4: (H:161+)(N:201+)(A:241+) 4-2 overall, 4-1 non_conference	
NET S Opponent Score (H 1-15)(N 1-25)(A 1-40)		NET S Opponent Score (H 31-55)(N 51-75)(A 76-100)		NET S Opponent Score (H 76-100)(N 101-125)(A 126-150)		NET S Opponent Score (H 161-200)(N 201-240)(A 241-280)	
(H 16-30)(N 26-50)(A 41-75)		(H 56-75)(N 76-100)(A 101-135)		(H 101-125)(N 126-150)(A 151-175)		(H 201-240)(N 241-280)(A 281-320)	
21 H Villanova 78 75 1211		77 N Oregon St. 58 74 1119		103 H Miami (FL) 89 75 1204		170 H Princeton 53 62 0112	
33 N Kansas St. 48 64 1118		129 A George Mason 72 71 1106		170 A Princeton 65 68 0105		205 H Rice 92 76 1109	
56 A Temple 77 70 0119				172 A Saint Joseph's 78 70 0126		252 A La Salle 83 65 1208	
63 A Toledo 45 77 1229				182 A New Mexico 75 65 1222		287 H Lafayette 91 61 1113	
Upcoming Games		Upcoming Games		198 N UNI 78 71 1116		297 H Monmouth 74 76 1231	
65 A Yale 0209		65 H Yale 0308		Upcoming Games		351 A Delaware St. 76 48 1127	
		125 A Brown 0208		125 H Brown 0309		Upcoming Games	
				152 H Harvard 0216		194 H Dartmouth 0215	
				152 A Harvard 0301		234 H Cornell 0223	
				194 A Dartmouth 0302		235 H Columbia 0222	
				234 A Cornell 0201			
				235 A Columbia 0202			

Non-Div I Games: Stockton 112 63

Average NET Win: 203

Average NET Loss: 81

WON-LOST
RECORD

ROAD
RECORD

STRENGTH
OF SCHEDULE

DIV. I ONLY	14- 6	3- 3	140
DIV. I NON-CONF.	9- 4	1- 2	154
Quadrant 1		Quadrant 2	Quadrant 3
OVERALL	1-2	1-2	2-2
HOME	0-0	1-1	2-0
AWAY	1-1	0-0	0-2
NEUTRAL	0-1	0-1	0-0
NON-CONFERENCE	1-2	1-1	1-1
HOME	0-0	1-0	1-0
AWAY	1-1	0-0	0-1
NEUTRAL	0-1	0-1	0-0
		Quadrant 4	TOTALS
		10-0	14- 6
		8-0	11- 1
		2-0	3- 3
		0-0	0- 2
		6-0	9- 4
		6-0	8- 0
		0-0	1- 2
		0-0	0- 2

Q1: (H:1-30)(N:1-50)(A:1-75) 1-2 overall, 1-2 non_conference					Q2: (H:31-75)(N:51-100)(A:76-135) 1-2 overall, 1-1 non_conference					Q3: (H:76-160)(N:101-200)(A:136-240) 2-2 overall, 1-1 non_conference					Q4: (H:161+)(N:201+)(A:241+) 10-0 overall, 6-0 non_conference											
NET	S	Opponent	Score		NET	S	Opponent	Score		NET	S	Opponent	Score		NET	S	Opponent	Score								
(H 1-15)(N 1-25)(A 1-40)					(H 31-55)(N 51-75)(A 76-100)					(H 76-160)(N 101-200)(A 136-240)					(H:161+)(N:201+)(A:241+)											
8	A	Houston	64	68	1216	50	H	Butler	64	52	1201	77	H	Oregon St.	65	61	1209	172	H	Saint Joseph's	68	57	0118			
-----					61	N	Pittsburgh	73	75	1121	117	H	Rhode Island	60	53	0106	197	H	Troy	62	58	1110				
(H 16-30)(N 26-50)(A 41-75)					(H 56-75)(N 76-100)(A 101-135)					-----					206	H	Massachusetts	65	62	0109						
35	N	Florida St.	59	81	1222						158	A	Duquesne	73	77	0123	245	A	Fordham	63	60	0115				
60	A	Seton Hall	66	64	1117						Upcoming Games					252	A	La Salle	71	64	0112					
-----					66	H	Davidson	53	54	0126	96	H	Dayton			0205	262	H	Appalachian St.	83	55	1230				
Upcoming Games					-----					Upcoming Games					129	H	George Mason			0302	263	H	Central Ark.	73	61	1124
55	A	VCU			0226	Upcoming Games					158	H	Duquesne			0306	311	H	Southeast Mo. St.	75	65	1106				
					96	A	Dayton			0223	162	A	St. Bonaventure			0309	312	H	North Ala.	69	58	1113				
					117	A	Rhode Island			0202	172	A	Saint Joseph's			0208	324	H	N.C. Central	74	65	1219				

															213	H	Richmond			0130						
															252	H	La Salle			0216						
															259	A	George Washington			0213						

Non-Div I Games:

Average NET Win: 148

Average NET Loss: 54

WON-LOST
RECORD

ROAD
RECORD

STRENGTH
OF SCHEDULE

DIV. I ONLY	7- 13	1- 6	3
DIV. I NON-CONF.	7- 4	1- 2	13
Quadrant 1		Quadrant 2	Quadrant 3
OVERALL	1-9	0-2	4-1
HOME	1-3	0-1	2-1
AWAY	0-5	0-1	1-0
NEUTRAL	0-1	0-0	1-0
NON-CONFERENCE	1-2	0-1	4-0
HOME	1-0	0-0	2-0
AWAY	0-1	0-1	1-0
NEUTRAL	0-1	0-0	1-0
		Quadrant 4	TOTALS
		2-1	7- 13
		2-0	5- 5
		0-0	1- 6
		0-1	1- 2
		2-1	7- 4
		2-0	5- 0
		0-0	1- 2
		0-1	1- 2

Q1: (H:1-30)(N:1-50)(A:1-75) 1-9 overall, 1-2 non_conference					Q2: (H:31-75)(N:51-100)(A:76-135) 0-2 overall, 0-1 non_conference					Q3: (H:76-160)(N:101-200)(A:136-240) 4-1 overall, 4-0 non_conference					Q4: (H:161+)(N:201+)(A:241+) 2-1 overall, 2-1 non_conference								
NET	S	Opponent	Score		NET	S	Opponent	Score		NET	S	Opponent	Score		NET	S	Opponent	Score					
(H 1-15)(N 1-25)(A 1-40)					(H 31-55)(N 51-75)(A 76-100)					(H 76-160)(N 101-200)(A 136-240)					(H:161+)(N:201+)(A:241+)								
3	H	Michigan St.	56	71	0113	42	H	Indiana	62	64	1204	122	H	Rutgers	60	64	0126	202	H	North Florida	87	72	1109
5	A	Michigan	55	68	0103	99	A	DePaul	70	72	1115	136	H	Jacksonville St.	76	61	1112	219	N	Bradley	56	59	1121
10	H	Virginia Tech	63	62	1127	-----					146	N	Wright St.	77	59	1120	232	H	UMBC	74	52	1229	
14	H	Wisconsin	52	71	0106	(H 56-75)(N 76-100)(A 101-135)					154	H	Colgate	76	65	1208	-----						
22	A	Maryland	59	66	1201						158	A	Duquesne	73	67	1219	Upcoming Games						
24	A	Nebraska	64	70	0110	-----					Upcoming Games												
(H 16-30)(N 26-50)(A 41-75)										116	A	Illinois			0310								
25	H	Iowa	82	89	0116	122	A	Rutgers			0306												
30	N	NC State	78	89	1215																		
43	A	Alabama	64	73	1221																		
58	A	Minnesota	64	65	0119																		

Upcoming Games																							
5	H	Michigan			0212																		
12	H	Purdue			0131																		
12	A	Purdue			0216																		
14	A	Wisconsin			0302																		
22	H	Maryland			0227																		
24	H	Nebraska			0219																		
38	A	Ohio St.			0207																		
52	A	Northwestern			0204																		

Non-Div I Games:

Average NET Win: 153

WON-LOST RECORD

ROAD RECORD

STRENGTH OF SCHEDULE

Average NET Loss: 49

DIV. I ONLY		11- 10	1- 4	31	
DIV. I NON-CONF.		8- 5	0- 2	113	
<hr/>					
	Quadrant 1	Quadrant 2	Quadrant 3	Quadrant 4	TOTALS
OVERALL	0-6	2-3	3-1	6-0	11- 10
HOME	0-2	1-2	2-0	6-0	9- 4
AWAY	0-3	1-1	0-0	0-0	1- 4
NEUTRAL	0-1	0-0	1-1	0-0	1- 2
NON-CONFERENCE	0-3	0-1	2-1	6-0	8- 5
HOME	0-1	0-0	1-0	6-0	7- 1
AWAY	0-1	0-1	0-0	0-0	0- 2
NEUTRAL	0-1	0-0	1-1	0-0	1- 2

Q1: (H:1-30)(N:1-50)(A:1-75) 0-6 overall, 0-3 non_conference		Q2: (H:31-75)(N:51-100)(A:76-135) 2-3 overall, 0-1 non_conference		Q3: (H:76-160)(N:101-200)(A:136-240) 3-1 overall, 2-1 non_conference		Q4: (H:161+)(N:201+)(A:241+) 6-0 overall, 6-0 non_conference	
NET S Opponent Score (H 1-15)(N 1-25)(A 1-40)		NET S Opponent Score (H 31-55)(N 51-75)(A 76-100)		NET S Opponent Score (H 76-100)(N 101-200)(A 136-240)		NET S Opponent Score (H 161-200)(N 201-240)(A 241-280)	
14 H Wisconsin 68 77 1113		50 H Butler 70 69 0113		109 H Georgetown 81 75 0109		165 H Ohio 82 61 1205	
19 A Marquette 52 70 0106		79 A Missouri 56 71 1218		116 N Illinois 83 74 1121		179 H Evansville 91 85 1110	
21 A Villanova 75 85 0118		99 A DePaul 74 65 1229		149 H Miami (OH) 82 55 1128		189 H IUPUI 82 69 1106	
26 A Cincinnati 47 62 1208				156 N San Diego St. 74 79 1120		192 H Detroit Mercy 69 55 1221	
(H 16-30)(N 26-50)(A 41-75)		(H 56-75)(N 76-100)(A 101-135)		Upcoming Games		212 H Oakland 73 63 1201	
19 H Marquette 82 87 0126		60 H Seton Hall 70 80 0102		99 H DePaul 0209		225 H Eastern Ky. 95 77 1215	
27 N Auburn 79 88 1119		72 H Providence 62 64 0123				Upcoming Games	
Upcoming Games		Upcoming Games					
21 H Villanova 0224		39 H St. John's (NY) 0309					
39 A St. John's (NY) 0228		57 H Creighton 0213					
50 A Butler 0305		109 A Georgetown 0131					
57 A Creighton 0203							
60 A Seton Hall 0220							
72 A Providence 0216							

X
a
v
i
e
r

X
a
v
i
e
r

Non-Div I Games:

Average NET Win: 238 WON-LOST ROAD STRENGTH
Average NET Loss: 70 RECORD RECORD OF SCHEDULE

DIV. I ONLY	13- 7	3- 4	217
DIV. I NON-CONF.	7- 6	1- 3	255
Quadrant 1		Quadrant 2	Quadrant 3
OVERALL	0-3	0-4	5-0
HOME	0-0	0-0	2-0
AWAY	0-2	0-2	3-0
NEUTRAL	0-1	0-2	0-0
NON-CONFERENCE	0-2	0-4	2-0
HOME	0-0	0-0	1-0
AWAY	0-1	0-2	1-0
NEUTRAL	0-1	0-2	0-0
		Quadrant 4	TOTALS
		8-0	13- 7
		7-0	9- 0
		0-0	3- 4
		1-0	1- 3
		5-0	7- 6
		4-0	5- 0
		0-0	1- 3
		1-0	1- 3

Q1: (H:1-30)(N:1-50)(A:1-75) 0-3 overall, 0-2 non_conference					Q2: (H:31-75)(N:51-100)(A:76-135) 0-4 overall, 0-4 non_conference					Q3: (H:76-160)(N:101-200)(A:136-240) 5-0 overall, 2-0 non_conference					Q4: (H:161+)(N:201+)(A:241+) 8-0 overall, 5-0 non_conference						
NET	S	Opponent	Score		NET	S	Opponent	Score		NET	S	Opponent	Score		NET	S	Opponent	Score			
(H 1-15)(N 1-25)(A 1-40)					(H 31-55)(N 51-75)(A 76-100)					(H 76-160)(N 101-200)(A 136-240)					(H:161+)(N:201+)(A:241+)						
17	N	Nevada	66	74	1209	60	N Seton Hall	75	82	1122	127	H Utah Valley	71	60	0103	174	H Seattle U	71	57	0105	
						100	A San Diego	58	61	1229	147	H Boise St.	69	67	1201	217	H UMKC	78	50	0119	
											196	A UTRGV	69	65	0112	237	H Arkansas St.	96	72	1116	
											198	A UNI	73	62	1219	252	N La Salle	82	70	1125	
											214	A California Baptist	90	73	0126	279	H Jacksonville	76	59	1112	
																348	H Chicago St.	80	46	0117	
45	A	Texas	60	98	1215	89	N Utah	66	75	1123		Upcoming Games				350	H Mississippi Val.	85	64	1222	
74	A	New Mexico St.	75	77	0110	105	A South Dakota St.	74	79	1106	171	A CSU Bakersfield			0202	351	H Delaware St.	89	47	1110	
											174	A Seattle U			0309						
											217	A UMKC			0214						
																Upcoming Games					
																171	H CSU Bakersfield			0302	
																196	H UTRGV			0207	
																214	H California Baptist			0221	
																348	A Chicago St.			0216	

Non-Div I Games:

Average NET Win: 195 WON-LOST RECORD ROAD RECORD STRENGTH OF SCHEDULE
Average NET Loss: 44

DIV. I ONLY	10- 9	1- 4	54		
DIV. I NON-CONF.	9- 4	1- 1	183		
	Quadrant 1	Quadrant 2	Quadrant 3	Quadrant 4	TOTALS
OVERALL	0-5	2-3	2-1	6-0	10- 9
HOME	0-1	1-2	1-0	6-0	8- 3
AWAY	0-4	1-0	0-0	0-0	1- 4
NEUTRAL	0-0	0-1	1-1	0-0	1- 2
NON-CONFERENCE	0-1	2-2	1-1	6-0	9- 4
HOME	0-0	1-1	0-0	6-0	7- 1
AWAY	0-1	1-0	0-0	0-0	1- 1
NEUTRAL	0-0	0-1	1-1	0-0	1- 2

Q1: (H:1-30)(N:1-50)(A:1-75) 0-5 overall, 0-1 non_conference					Q2: (H:31-75)(N:51-100)(A:76-135) 2-3 overall, 2-2 non_conference					Q3: (H:76-160)(N:101-200)(A:136-240) 2-1 overall, 1-1 non_conference					Q4: (H:161+)(N:201+)(A:241+) 6-0 overall, 6-0 non_conference												
NET	S	Opponent	Score		NET	S	Opponent	Score		NET	S	Opponent	Score		NET	S	Opponent	Score									
(H 1-15)(N 1-25)(A 1-40)					(H 31-55)(N 51-75)(A 76-100)					(H 76-160)(N 101-200)(A 136-240)					(H 161+)(N 201+)(A 241+)												
6	A	Tennessee	50	96	0105	37	H	Florida	52	62	0119	93	H	Vanderbilt	82	63	0109	186	H	Sam Houston St.	75	64	1116				
7	H	Kentucky	49	69	0115	45	H	Texas	98	88	0126	130	N	Georgia St.	67	91	1121	206	H	Massachusetts	91	72	1230				
16	A	LSU	82	92	0123	59	N	Clemson	49	64	1120	200	N	Illinois St.	80	68	1119	212	H	Oakland	81	69	1218				
27	A	Auburn	78	93	0112	90	A	Georgia Tech	70	59	1222	Upcoming Games					229	H	Texas Southern	92	75	1203					
----- (H 16-30)(N 26-50)(A 41-75)					----- (H 56-75)(N 76-100)(A 101-135)					----- Upcoming Games					79	H	Missouri	0306		341	H	Savannah St.	110	76	1109		
56	A	Temple	77	81	1113	62	H	Arizona St.	74	76	1215	113	H	South Carolina	0202		Upcoming Games					343	H	Kennesaw St.	84	51	1127
----- Upcoming Games					----- Upcoming Games					----- Upcoming Games					----- Upcoming Games					----- Upcoming Games							
16	H	LSU	0216		36	H	Ole Miss	0209																			
27	H	Auburn	0227		108	A	Texas A&M	0212																			
29	H	Mississippi St.	0220		113	A	South Carolina	0309																			
36	A	Ole Miss	0223																								
37	A	Florida	0302																								
43	A	Alabama	0206																								
69	A	Arkansas	0129																								

Non-Div I Games:

DIV. I ONLY		11- 8	3- 3	87	
DIV. I NON-CONF.		6- 6	0- 2	128	
	Quadrant 1	Quadrant 2	Quadrant 3	Quadrant 4	TOTALS
OVERALL	1-4	2-2	2-2	6-0	11- 8
HOME	0-1	0-1	2-0	5-0	7- 2
AWAY	1-3	1-0	0-0	1-0	3- 3
NEUTRAL	0-0	1-1	0-2	0-0	1- 3
NON-CONFERENCE	0-3	1-1	1-2	4-0	6- 6
HOME	0-1	0-0	1-0	4-0	5- 1
AWAY	0-2	0-0	0-0	0-0	0- 2
NEUTRAL	0-0	1-1	0-2	0-0	1- 3

Q1: (H:1-30)(N:1-50)(A:1-75) 1-4 overall, 0-3 non_conference						Q2: (H:31-75)(N:51-100)(A:76-135) 2-2 overall, 1-1 non_conference						Q3: (H:76-160)(N:101-200)(A:136-240) 2-2 overall, 1-2 non_conference						Q4: (H:161+)(N:201+)(A:241+) 6-0 overall, 4-0 non_conference										
NET	S	Opponent (H 1-15)(N 1-25)(A 1-40)	Score			NET	S	Opponent (H 31-55)(N 51-75)(A 76-100)	Score			NET	S	Opponent	Score			NET	S	Opponent	Score							
7	A	Kentucky	61	88	1215	32	H	Washington	53	69	0110	104	H	Tulsa	69	64	1201	203	H	Washington St.	88	70	0112					
-----					52	N	Northwestern	57	79	1125	106	H	Colorado	78	69	0120	267	A	California	82	64	0126						
(H 16-30)(N 26-50)(A 41-75)					(H 56-75)(N 76-100)(A 101-135)					-----					111	N	BYU	59	74	1208	288	H	Northern Ariz.	76	62	1221		
17	H	Nevada	71	86	1229	Upcoming Games					164	N	Hawaii	79	90	1122	-----					322	H	Florida A&M	93	64	1217	
58	A	Minnesota	69	78	1112	87	N	Grand Canyon	75	66	1123	Upcoming Games					77	H	Oregon St.	0202			335	H	Maine	75	61	1108
62	A	Arizona St.	96	86	0103	118	A	Stanford	70	66	0124	-----					98	H	UCLA	0309			350	H	Mississippi Val.	98	63	1115
67	A	Arizona	81	84	0105	Upcoming Games					203	A	Washington St.	0223			-----					Upcoming Games						
-----					62	H	Arizona St.	0216																				
Upcoming Games					67	H	Arizona	0214																				
32	A	Washington	0220			68	H	Oregon	0131																			
75	A	Southern California	0206			75	H	Southern California	0307																			
					98	A	UCLA	0209																				
					106	A	Colorado	0302																				

U
t
a
h

Average NET Win: 213 WON-LOST RECORD ROAD RECORD STRENGTH OF SCHEDULE
Average NET Loss: 51

DIV. I ONLY		11- 9	2- 4	99	
DIV. I NON-CONF.		8- 5	1- 2	257	

	Quadrant 1	Quadrant 2	Quadrant 3	Quadrant 4	TOTALS
OVERALL	2-7	0-0	1-1	8-1	11- 9
HOME	0-2	0-0	1-1	8-1	9- 4
AWAY	2-4	0-0	0-0	0-0	2- 4
NEUTRAL	0-1	0-0	0-0	0-0	0- 1
NON-CONFERENCE	1-3	0-0	0-1	7-1	8- 5
HOME	0-0	0-0	0-1	7-1	7- 2
AWAY	1-2	0-0	0-0	0-0	1- 2
NEUTRAL	0-1	0-0	0-0	0-0	0- 1

Q1: (H:1-30)(N:1-50)(A:1-75) 2-7 overall, 1-3 non_conference			Q2: (H:31-75)(N:51-100)(A:76-135) 0-0 overall, 0-0 non_conference			Q3: (H:76-160)(N:101-200)(A:136-240) 1-1 overall, 0-1 non_conference			Q4: (H:161+)(N:201+)(A:241+) 8-1 overall, 7-1 non_conference		
NET S Opponent Score (H 1-15)(N 1-25)(A 1-40)			NET S Opponent Score (H 31-55)(N 51-75)(A 76-100)			NET S Opponent Score (H 76-100)(N 101-125)(A 126-150)			NET S Opponent Score (H 161-180)(N 181-200)(A 201-240)		
4 A Duke 53 66 0126			-----			88 H Georgia 59 70 1222			185 H Wake Forest 92 79 0105		
6 A Tennessee 53 66 1113			(H 56-75)(N 76-100)(A 101-135)			91 H Notre Dame 63 61 0122			190 H Gardner-Webb 69 79 1217		
10 H Virginia Tech 49 52 0109			-----			Upcoming Games			196 H UTRGV 72 44 1121		
11 H Louisville 51 79 0119			Upcoming Games			120 H Boston College 0303			238 H Prairie View 65 54 1123		
(H 16-30)(N 26-50)(A 41-75)			35 H Florida St. 0216						251 H East Carolina 79 54 1116		
39 N St. John's (NY) 73 76 1201			59 H Clemson 0206						272 H Lamar University 88 69 1109		
49 A Syracuse 73 59 0112			61 H Pittsburgh 0220						322 H Florida A&M 73 40 1209		
52 A Northwestern 61 67 1128			91 A Notre Dame 0210						329 H USC Upstate 79 63 0102		
59 A Clemson 60 72 0116			103 A Miami (FL) 0223						343 H Kennesaw St. 87 57 1228		
69 A Arkansas 69 65 1219									Upcoming Games		
Upcoming Games											
1 A Virginia 0227											
9 H North Carolina 0129											
10 A Virginia Tech 0213											
30 A NC State 0306											
35 A Florida St. 0202											

Non-Div I Games:

Average NET Win: 205 WON-LOST ROAD STRENGTH
Average NET Loss: 47 RECORD RECORD OF SCHEDULE

DIV. I ONLY	11- 9	0- 4	70		
DIV. I NON-CONF.	10- 3	0- 1	277		
	Quadrant 1	Quadrant 2	Quadrant 3	Quadrant 4	TOTALS
OVERALL	1-5	0-3	4-1	6-0	11- 9
HOME	0-2	0-1	4-1	6-0	10- 4
AWAY	0-2	0-2	0-0	0-0	0- 4
NEUTRAL	1-1	0-0	0-0	0-0	1- 1
NON-CONFERENCE	1-1	0-1	3-1	6-0	10- 3
HOME	0-0	0-0	3-1	6-0	9- 1
AWAY	0-0	0-1	0-0	0-0	0- 1
NEUTRAL	1-1	0-0	0-0	0-0	1- 1

Q1: (H:1-30)(N:1-50)(A:1-75) 1-5 overall, 1-1 non_conference						Q2: (H:31-75)(N:51-100)(A:76-135) 0-3 overall, 0-1 non_conference						Q3: (H:76-160)(N:101-200)(A:136-240) 4-1 overall, 3-1 non_conference						Q4: (H:161+)(N:201+)(A:241+) 6-0 overall, 6-0 non_conference					
NET	S	Opponent	Score			NET	S	Opponent	Score			NET	S	Opponent	Score			NET	S	Opponent	Score		
(H 1-15)(N 1-25)(A 1-40)						(H 31-55)(N 51-75)(A 76-100)						(H 76-160)(N 101-200)(A 136-240)						(H:161+)(N:201+)(A:241+)					
1	H	Virginia	55	82	0126	49	H	Syracuse	62	72	0105	99	H	DePaul	95	70	1124	216	H	William & Mary	73	64	1117
9	A	North Carolina	69	75	0115	90	A	Georgia Tech	61	63	0122	110	H	Radford	60	63	1114	224	H	UIC	84	67	1106
10	A	Virginia Tech	66	81	0101	98	A	UCLA	62	65	1208	116	H	Illinois	76	74	1127	279	H	Jacksonville	100	74	1220
12	N	Purdue	88	80	1215	-----						120	H	Boston College	69	66	0112	333	H	Binghamton	69	56	1218
23	N	Oklahoma	80	85	1204	(H 56-75)(N 76-100)(A 101-135)						158	H	Duquesne	67	56	1120	346	H	Coppin St.	63	56	1229
-----						-----						-----						-----					
(H 16-30)(N 26-50)(A 41-75)						-----						Upcoming Games						Upcoming Games					
30	H	NC State	73	77	0119	59	H	Clemson	0306			90	H	Georgia Tech	0210			185	H	Wake Forest	0219		
-----						103	A	Miami (FL)	0206														
Upcoming Games						120	A	Boston College	0202														
1	A	Virginia	0216																				
4	H	Duke	0128																				
10	H	Virginia Tech	0223																				
11	A	Louisville	0303																				
35	A	Florida St.	0225																				
61	A	Pittsburgh	0309																				

Non-Div I Games:

STRENGTH

OF SCHEDULE

Q1: (H:1-30)(N:1-50)(A:1-75) 0-2 overall, 0-2 non_conference					Q2: (H:31-75)(N:51-100)(A:76-135) 1-0 overall, 1-0 non_conference					Q3: (H:76-160)(N:101-200)(A:136-240) 4-2 overall, 2-1 non_conference					Q4: (H:161+)(N:201+)(A:241+) 11-0 overall, 5-0 non_conference							
NET	S	Opponent (H 1-15)(N 1-25)(A 1-40)	Score			NET	S	Opponent (H 31-55)(N 51-75)(A 76-100)	Score			NET	S	Opponent	Score			NET	S	Opponent	Score	
26	A	Cincinnati	65	78	1204			-----				121	H	Northern Ill.	88	85	1109		166	H	Coastal Caro.	89 83 1118
34	A	UCF	53	66	1124			(H 56-75)(N 76-100)(A 101-135)										189	H	IUPUI	92 77 1228	
----- (H 16-30)(N 26-50)(A 41-75)																		220	H	Green Bay	87 65 0124	
----- Upcoming Games																		224	H	UIC	73 58 1230	
																		232	H	UMBC	78 60 1130	
																		255	A	Morehead St.	93 71 1127	
																		285	A	Youngstown St.	82 74 0119	
																		286	H	Milwaukee	73 60 0126	
																		291	A	Cleveland St.	91 76 0117	
																		336	H	Manhattan	59 53 1117	
																		353	H	UNC Asheville	77 50 1116	
																		----- Upcoming Games				
																		192	H	Detroit Mercy	0207	
																		212	H	Oakland	0209	
																		285	H	Youngstown St.	0221	
																		286	A	Milwaukee	0228	
																		291	H	Cleveland St.	0223	

Page 92

Average NET Win:	223	WON-LOST RECORD	ROAD RECORD	STRENGTH OF SCHEDULE
Average NET Loss:	50			

DIV. I ONLY	9- 10	1- 4	55	
DIV. I NON-CONF.	9- 4	1- 2	178	
<hr/>				
	Quadrant 1	Quadrant 2	Quadrant 3	Quadrant 4
OVERALL	1-6	2-2	0-2	6-0
HOME	0-2	2-1	0-2	6-0
AWAY	1-3	0-1	0-0	0-0
NEUTRAL	0-1	0-0	0-0	0-0
NON-CONFERENCE	1-3	2-0	0-1	6-0
HOME	0-0	2-0	0-1	6-0
AWAY	1-2	0-0	0-0	0-0
NEUTRAL	0-1	0-0	0-0	0-0
				TOTALS
				9- 10
				8- 5
				1- 4
				0- 1
				9- 4
				8- 1
				1- 2
				0- 1

Q1: (H:1-30)(N:1-50)(A:1-75) 1-6 overall, 1-3 non_conference					Q2: (H:31-75)(N:51-100)(A:76-135) 2-2 overall, 2-0 non_conference					Q3: (H:76-160)(N:101-200)(A:136-240) 0-2 overall, 0-1 non_conference					Q4: (H:161+)(N:201+)(A:241+) 6-0 overall, 6-0 non_conference				
NET S	Opponent	Score			NET S	Opponent	Score			NET S	Opponent	Score			NET S	Opponent	Score		
(H 1-15)(N 1-25)(A 1-40)					(H 31-55)(N 51-75)(A 76-100)					(H 76-160)(N 101-200)(A 136-240)					(H:161+)(N:201+)(A:241+)				
6	H Tennessee	83	88	0123	36	H Ole Miss	71	81	0105	113	H South Carolina	71	74	0116	161	H Winthrop	92	79	1106
7	A Kentucky	47	56	0112	48	H Liberty	79	70	1119	138	H Kent St.	75	77	1123	306	H Middle Tenn.	79	51	1205
23	A Oklahoma	55	86	0126	88	A Georgia	63	82	0109	-----					317	H Tennessee St.	95	76	1229
33	A Kansas St.	58	69	1222	(H 56-75)(N 76-100)(A 101-135)					Upcoming Games					341	H Savannah St.	120	85	1127
(H 16-30)(N 26-50)(A 41-75)					62	H Arizona St.	81	65	1217						345	H Alcorn	79	54	1116
29	H Mississippi St.	55	71	0119	-----										353	H UNC Asheville	90	59	1231
30	N NC State	65	80	1201	Upcoming Games										Upcoming Games				
75	A Southern California	82	78	1111	37	H Florida			0227										
-----					43	H Alabama			0209										
Upcoming Games					69	H Arkansas			0306										
6	A Tennessee			0219	79	A Missouri			0202										
7	H Kentucky			0129	108	A Texas A&M			0302										
16	A LSU			0309															
27	H Auburn			0216															
37	A Florida			0213															
43	A Alabama			0223															
69	A Arkansas			0205															

V
a
n
d
e
r
b
i
l
t

V
a
n
d
e
r
b
i
l
t

Non-Div I Games:

Average NET Win: 231 WON-LOST ROAD STRENGTH
Average NET Loss: 113 RECORD RECORD OF SCHEDULE

DIV. I ONLY	15- 4	7- 3	309		
DIV. I NON-CONF.	9- 2	4- 2	342		
	Quadrant 1	Quadrant 2	Quadrant 3	Quadrant 4	TOTALS
OVERALL	0-1	1-2	4-1	10-0	15- 4
HOME	0-0	0-0	1-1	5-0	6- 1
AWAY	0-1	1-2	3-0	3-0	7- 3
NEUTRAL	0-0	0-0	0-0	2-0	2- 0
NON-CONFERENCE	0-1	0-1	2-0	7-0	9- 2
HOME	0-0	0-0	0-0	3-0	3- 0
AWAY	0-1	0-1	2-0	2-0	4- 2
NEUTRAL	0-0	0-0	0-0	2-0	2- 0

Q1: (H:1-30)(N:1-50)(A:1-75) 0-1 overall, 0-1 non_conference			Q2: (H:31-75)(N:51-100)(A:76-135) 1-2 overall, 0-1 non_conference			Q3: (H:76-160)(N:101-200)(A:136-240) 4-1 overall, 2-0 non_conference			Q4: (H:161+)(N:201+)(A:241+) 10-0 overall, 7-0 non_conference		
NET S Opponent Score			NET S Opponent Score			NET S Opponent Score			NET S Opponent Score		
(H 1-15)(N 1-25)(A 1-40)			(H 31-55)(N 51-75)(A 76-100)			(H 76-160)(N 101-200)(A 136-240)			(H:161+)(N:201+)(A:241+)		
-----			-----			-----			-----		
(H 16-30)(N 26-50)(A 41-75)			(H 56-75)(N 76-100)(A 101-135)			(H 76-160)(N 101-200)(A 136-240)			(H:161+)(N:201+)(A:241+)		
69 A Arkansas 70 73 1222			119 A Drake 69 75 1117			130 H Georgia St. 69 73 0105			205 H Rice 74 60 1128		
-----			130 A Georgia St. 81 68 0124			133 H Ga. Southern 73 70 0103			221 H Air Force 67 57 1109		
Upcoming Games			133 A Ga. Southern 58 74 0126			150 A UTSA 69 68 1201			237 H Arkansas St. 77 64 0119		
			Upcoming Games			166 A Coastal Caro. 65 61 0110			242 A A&M-Corpus Christi 61 55 1205		
						196 A UTRGV 77 68 1215			246 H Little Rock 80 62 0117		
						Upcoming Games			262 A Appalachian St. 70 69 0112		
						151 H La.-Monroe 0221			302 H Houston Baptist 90 80 1208		
						191 A UT Arlington 0309			315 A Portland 91 68 1124		
						197 A Troy 0228			329 N USC Upstate 82 50 1123		
						237 A Arkansas St. 0214			338 N Cal Poly 54 42 1121		
									Upcoming Games		
									166 H Coastal Caro. 0209		
									181 H Louisiana 0223		
									191 H UT Arlington 0202		
									246 A Little Rock 0216		
									262 H Appalachian St. 0207		
									264 A South Alabama 0302		

Non-Div I Games: Hardin-Simmons 97 52 Howard Payne 105 29

Q1: (H:1-30)(N:1-50)(A:1-75) 1-3 overall, 0-3 non_conference										Q2: (H:31-75)(N:51-100)(A:76-135) 1-1 overall, 1-0 non_conference										Q3: (H:76-160)(N:101-200)(A:136-240) 3-3 overall, 2-1 non_conference										Q4: (H:161+)(N:201+)(A:241+) 5-2 overall, 5-0 non_conference									
NET S Opponent Score (H 1-15)(N 1-25)(A 1-40)										NET S Opponent Score (H 31-55)(N 51-75)(A 76-100)										NET S Opponent Score (H 76-100)(N 101-125)(A 126-150)										NET S Opponent Score (H 161-185)(N 186-210)(A 211-235)									
10 N Virginia Tech 64 73 1115										----- (H 56-75)(N 76-100)(A 101-135)										137 A Central Mich. 83 72 0119										165 H Ohio 52 70 0112									
12 A Purdue 75 84 1110																				149 H Miami (OH) 65 71 0122										169 H Eastern Mich. 82 84 0108									
----- (H 16-30)(N 26-50)(A 41-75)										131 A Bowling Green 78 79 0115										165 A Ohio 74 78 0126										179 H Evansville 82 72 1124									
43 N Alabama 61 79 1116										132 A Loyola Chicago 75 69 1205										179 A Evansville 77 89 1209										180 H Indiana St. 86 69 1106									
63 A Toledo 79 64 0104										----- Upcoming Games										187 A Valparaiso 77 61 1217										262 N Appalachian St. 94 86 1118									
----- Upcoming Games										63 H Toledo 0226										189 A IUPUI 85 75 1201										330 H Howard 98 71 1220									
20 A Buffalo 0129										121 Northern III. 0205										----- Upcoming Games										351 H Delaware St. 116 57 1229									
																				121 H Northern III. 0308										----- Upcoming Games									
																				137 H Central Mich. 0223										269 H Western Mich. 0209									
																				138 H Kent St. 0202										269 A Western Mich. 0302									
																				141 H Akron 0216																			
																				149 A Miami (OH) 0219																			
																				169 A Eastern Mich. 0305																			

NET	S	Opponent	Score
165	H	Ohio	52 70 0112
169	H	Eastern Mich.	82 84 0108
179	H	Evansville	82 72 1124
180	H	Indiana St.	86 69 1106
262	N	Appalachian St.	94 86 1118
330	H	Howard	98 71 1220
351	H	Delaware St.	116 57 1229

Upcoming Games			
269	H	Western Mich.	0209
269	A	Western Mich.	0302

B
a
l
l
S
tPage 95

Average NET Win: 208 WON-LOST ROAD STRENGTH
Average NET Loss: 53 RECORD RECORD OF SCHEDULE

DIV. I ONLY	13- 7	3- 2	130
DIV. I NON-CONF.	8- 5	0- 1	86
	Quadrant 1	Quadrant 2	Quadrant 3
OVERALL	1-5	0-0	2-2
HOME	0-1	0-0	1-1
AWAY	0-2	0-0	1-0
NEUTRAL	1-2	0-0	0-1
NON-CONFERENCE	1-4	0-0	1-1
HOME	0-1	0-0	1-0
AWAY	0-1	0-0	0-0
NEUTRAL	1-2	0-0	0-1
			Quadrant 4
			10-0
			8-0
			2-0
			0-0
			6-0
			6-0
			0-0
			0-0
			TOTALS
			13- 7
			9- 2
			3- 2
			1- 3
			8- 5
			7- 1
			0- 1
			1- 3

Q1: (H:1-30)(N:1-50)(A:1-75) 1-5 overall, 1-4 non_conference					Q2: (H:31-75)(N:51-100)(A:76-135) 0-0 overall, 0-0 non_conference					Q3: (H:76-160)(N:101-200)(A:136-240) 2-2 overall, 1-1 non_conference					Q4: (H:161+)(N:201+)(A:241+) 10-0 overall, 6-0 non_conference								
NET	S	Opponent	Score		NET	S	Opponent	Score		NET	S	Opponent	Score		NET	S	Opponent	Score					
(H 1-15)(N 1-25)(A 1-40)					(H 31-55)(N 51-75)(A 76-100)					(H 76-160)(N 101-200)(A 136-240)					(H:161+)(N:201+)(A:241+)								
1	N	Virginia	59	66	1122	-----					104	N	Tulsa	67	72	1216	192	H	Detroit Mercy	98	59	1204	
23	N	Oklahoma	54	65	1123	(H 56-75)(N 76-100)(A 101-135)					129	H	George Mason	63	67	0123	195	H	Presbyterian	81	69	1222	
27	A	Auburn	72	82	1208	-----					133	H	Ga. Southern	94	90	1229	202	H	North Florida	78	70	1107	
(H 16-30)(N 26-50)(A 41-75)					Upcoming Games					Upcoming Games					Upcoming Games								
29	H	Mississippi St.	58	65	1130	55	H	VCU	0216	84	H	Saint Louis	0205	158	H	Rhode Island	0202	206	A	St. Bonaventure	89	86	0119
50	N	Butler	69	64	1121	117	A	Rhode Island	0209														
55	A	VCU	71	76	0116																		
Upcoming Games																							
66	A	Davidson	0219																				

Non-Div I Games:

STRENGTH

OF SCHEDULE

[illegible]

NET	S	Opponent	Score		
191	H	UT Arlington	63	61	1208
205	H	Rice	76	75	0119
249	A	UTEP	58	51	0110
306	H	Middle Tenn.	70	53	0126
315	N	Portland	78	73	1110
316	H	Saint Peter's	75	66	1124
321	H	Ark.-Pine Bluff	77	66	1220
335	H	Maine	74	63	1120
352	H	UMES	68	34	1117

Upcoming Games					
254	A	Charlotte	0202		

North Texas

Loss Non-Conf H - HOME A-AWAY N-NEUTRAL

STRENGTH

STRENGTH OF SCHEDULE

DIV. I ONLY		11- 9	1- 3	17	
DIV. I NON-CONF.		7- 6	0- 1	5	
	Quadrant 1	Quadrant 2	Quadrant 3	Quadrant 4	TOTALS
OVERALL	1-5	1-4	3-0	6-0	11- 9
HOME	0-0	1-3	3-0	6-0	10- 3
AWAY	1-2	0-1	0-0	0-0	1- 3
NEUTRAL	0-3	0-0	0-0	0-0	0- 3
NON-CONFERENCE	0-4	0-2	2-0	5-0	7- 6
HOME	0-0	0-2	2-0	5-0	7- 2
AWAY	0-1	0-0	0-0	0-0	0- 1
NEUTRAL	0-3	0-0	0-0	0-0	0- 3

Q1: (H:1-30)(N:1-50)(A:1-75) 1-5 overall, 0-4 non_conference					Q2: (H:31-75)(N:51-100)(A:76-135) 1-4 overall, 0-2 non_conference					Q3: (H:76-160)(N:101-200)(A:136-240) 3-0 overall, 2-0 non_conference					Q4: (H:161+)(N:201+)(A:241+) 6-0 overall, 5-0 non_conference								
NET	S	Opponent	Score		NET	S	Opponent	Score		NET	S	Opponent	Score		NET	S	Opponent	Score					
(H 1-15)(N 1-25)(A 1-40)					(H 31-55)(N 51-75)(A 76-100)					(H 76-160)(N 101-200)(A 136-240)					(H 161+)(N 201+)(A 241+)								
3	N	Michigan St.	67	87	1122	48	H	Liberty	58	73	1229	91	H	Notre Dame	65	62	1208	164	H	Hawaii	80	61	1128
9	N	North Carolina	78	94	1123	77	A	Oregon St.	66	79	0113	118	H	Stanford	92	70	0103	195	H	Presbyterian	80	65	1119
26	A	Cincinnati	64	93	1219	-----					145	H	Loyola Marymount	82	58	1202	215	H	Long Beach St.	91	80	1109	
(H 16-30)(N 26-50)(A 41-75)					(H 56-75)(N 76-100)(A 101-135)					Upcoming Games					-----								
38	N	Ohio St.	66	80	1222	62	H	Arizona St.	73	84	0124	77	H	Oregon St.			0221	230	H	Purdue Fort Wayne	96	71	1106
68	A	Oregon	87	84	0110	67	H	Arizona	90	69	0126	89	H	Utah			0209	267	H	California	98	83	0105
75	A	Southern California	67	80	0119	73	H	Belmont	72	74	1215	106	H	Colorado			0206	289	H	Saint Francis (PA)	95	58	1116
Upcoming Games					Upcoming Games					-----					Upcoming Games								
32	A	Washington			0202	68	H	Oregon			0223	203	A	Washington St.			0130	267	A	California			0213
					75	H	Southern California			0228													
					89	A	Utah			0309													
					106	A	Colorado			0307													
					118	A	Stanford			0216													

Non-Div I Games:

Average NET Win: 219 WON-LOST ROAD STRENGTH
Average NET Loss: 63 RECORD RECORD OF SCHEDULE

DIV. I ONLY	11- 7	2- 4	182		
DIV. I NON-CONF.	8- 3	0- 2	346		
	Quadrant 1	Quadrant 2	Quadrant 3	Quadrant 4	TOTALS
OVERALL	2-3	1-2	1-2	7-0	11- 7
HOME	0-0	1-1	1-2	7-0	9- 3
AWAY	2-3	0-1	0-0	0-0	2- 4
NEUTRAL	0-0	0-0	0-0	0-0	0- 0
NON-CONFERENCE	0-1	0-1	1-1	7-0	8- 3
HOME	0-0	0-0	1-1	7-0	8- 1
AWAY	0-1	0-1	0-0	0-0	0- 2
NEUTRAL	0-0	0-0	0-0	0-0	0- 0

Q1: (H:1-30)(N:1-50)(A:1-75) 2-3 overall, 0-1 non_conference					Q2: (H:31-75)(N:51-100)(A:76-135) 1-2 overall, 0-1 non_conference					Q3: (H:76-160)(N:101-200)(A:136-240) 1-2 overall, 1-1 non_conference					Q4: (H:161+)(N:201+)(A:241+) 7-0 overall, 7-0 non_conference												
NET	S	Opponent (H 1-15)(N 1-25)(A 1-40)	Score		NET	S	Opponent (H 31-55)(N 51-75)(A 76-100)	Score		NET	S	Opponent (H 76-160)(N 101-200)(A 136-240)	Score		NET	S	Opponent (H 161+)(N 201+)(A 241+)	Score									
19	A	Marquette	69	79	0123	50	H	Butler	69	87	0116	85	H	Penn St.	72	70	1115	224	H	UIC	90	70	1214				
21	A	Villanova	68	73	0102	91	A	Notre Dame	70	95	1124	86	H	Xavier	65	74	1229	291	H	Cleveland St.	83	73	1128				
39	A	St. John's (NY)	79	71	0112	----- (H 56-75)(N 76-100)(A 101-135)				----- Upcoming Games				120	H	Boston College	62	65	1222	319	H	Bethune-Cookman	80	58	1107		
----- (H 16-30)(N 26-50)(A 41-75)					60	H	Seton Hall	75	74	0106	----- Upcoming Games				109	H	Georgetown	0306				322	H	Florida A&M	65	50	1203
52	A	Northwestern	68	75	1208	----- Upcoming Games				39	H	St. John's (NY)	0303				----- Upcoming Games				323	H	Morgan St.	91	63	1112	
60	A	Seton Hall	97	93	0119	57	H	Creighton	0220								340	H	Incarnate Word	81	71	1219					
----- Upcoming Games					72	H	Providence	0202												348	H	Chicago St.	104	70	1212		
19	H	Marquette	0212						86	A	Xavier	0209															
21	H	Villanova	0130						109	A	Georgetown	0227															
50	A	Butler	0216																								
57	A	Creighton	0309																								
72	A	Providence	67	70	0127																						

Non-Div I Games:

Average NET Win: 191 WON-LOST RECORD ROAD RECORD STRENGTH OF SCHEDULE
Average NET Loss: 98

DIV. I ONLY	14- 7	3- 5	86		
DIV. I NON-CONF.	10- 4	2- 3	89		
	Quadrant 1	Quadrant 2	Quadrant 3	Quadrant 4	TOTALS
OVERALL	0-4	1-0	5-2	8-1	14- 7
HOME	0-0	1-0	4-0	5-1	10- 1
AWAY	0-4	0-0	1-1	2-0	3- 5
NEUTRAL	0-0	0-0	0-1	1-0	1- 1
NON-CONFERENCE	0-3	0-0	4-1	6-0	10- 4
HOME	0-0	0-0	3-0	4-0	7- 0
AWAY	0-3	0-0	1-0	1-0	2- 3
NEUTRAL	0-0	0-0	0-1	1-0	1- 1

Q1: (H:1-30)(N:1-50)(A:1-75) 0-4 overall, 0-3 non_conference			Q2: (H:31-75)(N:51-100)(A:76-135) 1-0 overall, 0-0 non_conference			Q3: (H:76-160)(N:101-200)(A:136-240) 5-2 overall, 4-1 non_conference			Q4: (H:161+)(N:201+)(A:241+) 8-1 overall, 6-0 non_conference		
NET S Opponent Score (H 1-15)(N 1-25)(A 1-40)			NET S Opponent Score (H 31-55)(N 51-75)(A 76-100)			NET S Opponent Score (H 76-160)(N 101-200)(A 136-240)			NET S Opponent Score (H 161-240)(N 201-240)(A 241-320)		
32 A Washington 63 66 1112			47 H San Francisco 67 63 0126			87 H Grand Canyon 61 58 1229			168 H Pepperdine 71 76 0112		
36 A Ole Miss 86 93 1128			(H 56-75)(N 76-100)(A 101-135)			106 H Colorado 70 64 1120			173 H Northern Colo. 85 65 1215		
(H 16-30)(N 26-50)(A 41-75)			-----			119 N Drake 103 *** 1223			183 H Pacific 73 64 0105		
54 A Saint Mary's (CA) 59 76 0119			Upcoming Games			145 H Loyola Marymount 71 58 0124			203 N Washington St. 82 75 1222		
68 A Oregon 55 65 1212			54 H Saint Mary's (CA) 0223			156 A San Diego St. 73 61 1205			215 H Long Beach St. 74 70 1201		
Upcoming Games			111 A BYU 0302			157 H Weber St. 83 66 1106			270 H CSUN 82 68 1209		
2 A Gonzaga 0202						209 A Santa Clara 56 68 0103			300 A UC Davis 76 57 1109		
2 H Gonzaga 0216						Upcoming Games			315 A Portland 76 55 0117		
47 A San Francisco 0228						111 H BYU 0214			320 H Jackson St. 76 58 1124		
						145 A Loyola Marymount 0207			Upcoming Games		
						168 A Pepperdine 0209			315 H Portland 0221		

Non-Div I Games: San Diego Christia 95 47

Average NET Win: 162 WON-LOST ROAD STRENGTH
Average NET Loss: 50 RECORD RECORD OF SCHEDULE

DIV. I ONLY	9- 11	0- 4	14
DIV. I NON-CONF.	8- 5	0- 1	28

Quadrant 1	Quadrant 2	Quadrant 3	Quadrant 4
OVERALL 1-7	1-2	4-2	3-0
HOME 1-2	1-2	3-0	2-0
AWAY 0-4	0-0	0-0	0-0
NEUTRAL 0-1	0-0	1-2	1-0
NON-CONFERENCE 0-3	1-0	4-2	3-0
HOME 0-1	1-0	3-0	2-0
AWAY 0-1	0-0	0-0	0-0
NEUTRAL 0-1	0-0	1-2	1-0
			TOTALS
			9- 11
			7- 4
			0- 4
			2- 3
			8- 5
			6- 1
			0- 1
			2- 3

Q1: (H:1-30)(N:1-50)(A:1-75) 1-7 overall, 0-3 non_conference				Q2: (H:31-75)(N:51-100)(A:76-135) 1-2 overall, 1-0 non_conference				Q3: (H:76-160)(N:101-200)(A:136-240) 4-2 overall, 4-2 non_conference				Q4: (H:161+)(N:201+)(A:241+) 3-0 overall, 3-0 non_conference			
NET S Opponent Score				NET S Opponent Score				NET S Opponent Score				NET S Opponent Score			
(H 1-15)(N 1-25)(A 1-40)				(H 31-55)(N 51-75)(A 76-100)				(H 76-160)(N 101-200)(A 136-240)				(H 161+)(N 201+)(A 241+)			
6 A Tennessee 66 83 0126				44 H Baylor 73 85 0121				117 N Rhode Island 70 83 1216				187 H Valparaiso 88 76 1124			
15 H Kansas 65 64 0119				-----				128 N Western Ky. 57 63 1116				285 H Youngstown St. 106 72 1201			
28 A TCU 67 98 0115				(H 56-75)(N 76-100)(A 101-135)				136 H Jacksonville St. 74 72 1222				297 N Monmouth 71 53 1115			
33 A Kansas St. 69 71 0109				-----				143 H Lehigh 78 68 1230				-----			
(H 16-30)(N 26-50)(A 41-75)				61 H Pittsburgh 69 59 1208				159 H Rider 92 78 1128				Upcoming Games			
18 H Texas Tech 59 62 0102				70 H Oklahoma St. 77 85 0112				172 N Saint Joseph's 97 90 1118				-----			
20 H Buffalo 94 99 1109				-----				-----				Upcoming Games			
37 N Florida 56 66 1204				Upcoming Games				Upcoming Games				-----			
45 A Texas 54 61 0105				33 H Kansas St. 0218				-----				-----			
-----				45 H Texas 0209				-----				-----			
Upcoming Games				-----				-----				-----			
13 A Iowa St. 0130				-----				-----				-----			
13 H Iowa St. 0306				-----				-----				-----			
15 A Kansas 0216				-----				-----				-----			
18 A Texas Tech 0204				-----				-----				-----			
23 H Oklahoma 0202				-----				-----				-----			
23 A Oklahoma 0302				-----				-----				-----			
28 H TCU 0226				-----				-----				-----			
44 A Baylor 0223				-----				-----				-----			
70 A Oklahoma St. 0309				-----				-----				-----			

Non-Div I Games:

Average NET Win: 205

WON-LOST RECORD

ROAD RECORD

STRENGTH OF SCHEDULE

Average NET Loss: 152

DIV. I ONLY	16- 6	5- 3	283		
DIV. I NON-CONF.	10- 3	2- 1	329		
	Quadrant 1	Quadrant 2	Quadrant 3	Quadrant 4	TOTALS
OVERALL	1-0	1-1	5-5	9-0	16- 6
HOME	0-0	1-0	3-1	6-0	10- 1
AWAY	1-0	0-0	2-3	2-0	5- 3
NEUTRAL	0-0	0-1	0-1	1-0	1- 2
NON-CONFERENCE	1-0	1-1	1-2	7-0	10- 3
HOME	0-0	1-0	0-0	6-0	7- 0
AWAY	1-0	0-0	1-1	0-0	2- 1
NEUTRAL	0-0	0-1	0-1	1-0	1- 2

Q1: (H:1-30)(N:1-50)(A:1-75) 1-0 overall, 1-0 non_conference		Q2: (H:31-75)(N:51-100)(A:76-135) 1-1 overall, 1-1 non_conference		Q3: (H:76-160)(N:101-200)(A:136-240) 5-5 overall, 1-2 non_conference		Q4: (H:161+)(N:201+)(A:241+) 9-0 overall, 7-0 non_conference	
NET S Opponent Score (H 1-15)(N 1-25)(A 1-40)		NET S Opponent Score (H 31-55)(N 51-75)(A 76-100)		NET S Opponent Score		NET S Opponent Score	
----- (H 16-30)(N 26-50)(A 41-75)		55 H VCU 62 52 1128		107 H Louisiana Tech 64 63 0117		198 H UNI 72 65 1123	
49 A Syracuse 68 62 1215		----- (H 56-75)(N 76-100)(A 101-135)		124 H Southern Miss. 78 60 0119		216 H William & Mary 71 53 1205	
----- Upcoming Games		77 N Oregon St. 56 61 1116		128 H Western Ky. 69 66 0105		243 H James Madison 67 42 1201	
		----- Upcoming Games		140 H Marshall 67 70 0103		249 A UTEP 50 48 0124	
		134 A UAB 0207		150 A UTSA 73 74 0126		254 A Charlotte 76 70 0121	
				172 A Saint Joseph's 64 79 1109		281 H Fairfield 79 69 1209	
				175 A Fla. Atlantic 73 80 0110		293 H Navy 67 44 1106	
				198 N UNI 53 54 1119		323 H Morgan St. 76 53 1222	
				201 A FIU 75 74 0112		343 N Kennesaw St. 65 47 1117	
				213 A Richmond 63 54 1219		----- Upcoming Games	
				----- Upcoming Games		205 H Rice 0202	
				97 H North Texas 0131		254 H Charlotte 0216	
						306 A Middle Tenn. 0209	

Non-Div I Games:

Average NET Win: 221

Average NET Loss: 52

WON-LOST
RECORD

ROAD
RECORD

STRENGTH
OF SCHEDULE

DIV. I ONLY	9- 9	0- 4	42		
DIV. I NON-CONF.	8- 4	0- 1	134		
<hr/>					
	Quadrant 1	Quadrant 2	Quadrant 3	Quadrant 4	TOTALS
OVERALL	0-5	1-3	1-1	7-0	9- 9
HOME	0-2	0-0	1-1	6-0	7- 3
AWAY	0-3	0-1	0-0	0-0	0- 4
NEUTRAL	0-0	1-2	0-0	1-0	2- 2
NON-CONFERENCE	0-0	1-3	1-1	6-0	8- 4
HOME	0-0	0-0	1-1	5-0	6- 1
AWAY	0-0	0-1	0-0	0-0	0- 1
NEUTRAL	0-0	1-2	0-0	1-0	2- 2

Q1: (H:1-30)(N:1-50)(A:1-75) 0-5 overall, 0-0 non_conference					Q2: (H:31-75)(N:51-100)(A:76-135) 1-3 overall, 1-3 non_conference					Q3: (H:76-160)(N:101-200)(A:136-240) 1-1 overall, 1-1 non_conference					Q4: (H:161+)(N:201+)(A:241+) 7-0 overall, 6-0 non_conference											
NET	S	Opponent	Score		NET	S	Opponent	Score		NET	S	Opponent	Score		NET	S	Opponent	Score								
(H 1-15)(N 1-25)(A 1-40)					(H 31-55)(N 51-75)(A 76-100)					(H 76-160)(N 101-200)(A 136-240)					(H 161-200)(N 201-240)(A 241-280)											
9	H	North Carolina	76	85	0119	60	N	Seton Hall	81	83	1125	122	H	Rutgers	54	57	1128	175	H	Fla. Atlantic	75	55	1222			
11	A	Louisville	73	90	0106	65	N	Yale	73	77	1201	143	H	Lehigh	83	62	1109	185	H	Wake Forest	76	65	0112			
35	A	Florida St.	62	68	0109	83	A	Penn	75	89	1204	Upcoming Games					252	N	La Salle	85	49	1122				
-----					-----					-----					90	H	Georgia Tech	0223		256	H	Campbell	73	62	1229	
(H 16-30)(N 26-50)(A 41-75)					(H 56-75)(N 76-100)(A 101-135)										91	H	Notre Dame	0206		276	H	SFA	96	58	1113	
30	H	NC State	82	87	0103	80	N	Fresno St.	78	76	1123	185	A	Wake Forest	0226		302	H	Houston Baptist	80	73	1219				
49	A	Syracuse	53	73	0124	-----										Upcoming Games					319	H	Bethune-Cookman	78	70	1117
Upcoming Games					Upcoming Games																					
1	A	Virginia	0202		35	H	Florida St.	0127																		
4	A	Duke	0302		59	H	Clemson	0213																		
9	H	North Carolina	0209		61	H	Pittsburgh	0305																		
10	H	Virginia Tech	0130		120	A	Boston College	0217																		
10	A	Virginia Tech	0308																							

Non-Div I Games:

Average NET Win: 188 WON-LOST ROAD STRENGTH
Average NET Loss: 60 RECORD RECORD OF SCHEDULE

DIV. I ONLY	12- 8	1- 5	48
DIV. I NON-CONF.	10- 3	1- 1	246

	Quadrant 1	Quadrant 2	Quadrant 3
OVERALL	0-5	3-2	2-1
HOME	0-1	2-0	2-0
AWAY	0-3	0-2	0-0
NEUTRAL	0-1	1-0	0-1
NON-CONFERENCE	0-1	3-1	0-1
HOME	0-0	2-0	0-0
AWAY	0-0	0-1	0-0
NEUTRAL	0-1	1-0	0-1
			Quadrant 4
			7-0
			6-0
			1-0
			0-0
			7-0
			6-0
			1-0
			0-0
			TOTALS
			12- 8
			10- 1
			1- 5
			1- 2
			10- 3
			8- 0
			1- 1
			1- 2

Q1: (H:1-30)(N:1-50)(A:1-75) 0-5 overall, 0-1 non_conference						Q2: (H:31-75)(N:51-100)(A:76-135) 3-2 overall, 3-1 non_conference						Q3: (H:76-160)(N:101-200)(A:136-240) 2-1 overall, 0-1 non_conference						Q4: (H:161+)(N:201+)(A:241+) 7-0 overall, 7-0 non_conference					
NET	S	Opponent	Score			NET	S	Opponent	Score			NET	S	Opponent	Score			NET	S	Opponent	Score		
(H 1-15)(N 1-25)(A 1-40)						(H 31-55)(N 51-75)(A 76-100)						(H 76-160)(N 101-200)(A 136-240)						(H 161+)(N 201+)(A 241+)					
8	A	Houston	56	74	0102	33	H	Kansas St.	47	46	1208	78	H	UConn	89	83	0116	191	H	UT Arlington	72	58	1127
17	N	Nevada	86	96	1122	89	A	Utah	64	69	1201	82	H	South Fla.	78	75	0105	214	H	California Baptist	82	79	1116
26	A	Cincinnati	64	88	0124	-----						155	N	Southern Ill.	69	79	1123	246	H	Little Rock	88	78	1119
34	A	UCF	62	64	0119	(H 56-75)(N 76-100)(A 101-135)						Upcoming Games						265	H	New Orleans	70	60	1213
(H 16-30)(N 26-50)(A 41-75)						70	H	Oklahoma St.	74	71	1205	135	H	Wichita St.	0220			304	A	Oral Roberts	69	59	1222
26	H	Cincinnati	65	70	0110	96	N	Dayton	72	67	1216							337	H	South Carolina St.	74	52	1110
Upcoming Games						123	A	SMU	57	77	0112							345	H	Alcorn	73	56	1106
8	H	Houston	0127			Upcoming Games												Upcoming Games					
56	A	Temple	0223			56	H	Temple	0209									251	A	East Carolina	0217		
64	A	Memphis	0309			64	H	Memphis	0130									251	H	East Carolina	0303		
						135	A	Wichita St.	0202									303	A	Tulane	0214		
																		303	H	Tulane	0228		

Non-Div I Games:

Average NET Win: 248

WON-LOST RECORD

ROAD RECORD

STRENGTH OF SCHEDULE

Average NET Loss: 163

DIV. I ONLY	16- 6	4- 4	328		
DIV. I NON-CONF.	9- 5	1- 3	310		
	Quadrant 1	Quadrant 2	Quadrant 3	Quadrant 4	TOTALS
OVERALL	0-2	0-0	4-2	12-2	16- 6
HOME	0-0	0-0	1-1	8-0	9- 1
AWAY	0-2	0-0	1-1	3-1	4- 4
NEUTRAL	0-0	0-0	2-0	1-1	3- 1
NON-CONFERENCE	0-2	0-0	3-1	6-2	9- 5
HOME	0-0	0-0	1-1	4-0	5- 1
AWAY	0-2	0-0	0-0	1-1	1- 3
NEUTRAL	0-0	0-0	2-0	1-1	3- 1

Q1: (H:1-30)(N:1-50)(A:1-75) 0-2 overall, 0-2 non_conference			Q2: (H:31-75)(N:51-100)(A:76-135) 0-0 overall, 0-0 non_conference			Q3: (H:76-160)(N:101-200)(A:136-240) 4-2 overall, 3-1 non_conference			Q4: (H:161+)(N:201+)(A:241+) 12-2 overall, 6-2 non_conference		
NET S Opponent Score			NET S Opponent Score			NET S Opponent Score			NET S Opponent Score		
(H 1-15)(N 1-25)(A 1-40)			(H 31-55)(N 51-75)(A 76-100)			(H 76-100)(N 101-120)(A 121-140)			(H 161-180)(N 201-220)(A 241-260)		
17 A Nevada 68 72 1215			-----			87 H Grand Canyon 79 74 1106			184 H Omaha 83 73 0126		
(H 16-30)(N 26-50)(A 41-75)			(H 56-75)(N 76-100)(A 101-135)			114 H Montana 74 85 1222			204 N Colorado St. 78 65 1121		
64 A Memphis 80 88 1204			-----			150 N UTSA 99 79 1120			217 H UMKC 75 47 1128		
Upcoming Games			Upcoming Games			198 N UNI 82 50 1201			226 H North Dakota St. 87 69 0124		
						208 A South Dakota 79 61 0106			250 A FGCU 78 84 1116		
						230 A Purdue Fort Wayne 88 *** 0103			290 A North Dakota 78 74 0116		
						Upcoming Games			292 A Western Ill. 100 58 1228		
						184 A Omaha 0214			303 N Tulane 80 84 1119		
						226 A North Dakota St. 0216			304 H Oral Roberts 84 65 0112		
									305 A Eastern Wash. 74 64 1218		
									307 H Denver 78 66 0110		
									310 H Alabama St. 78 61 1108		
									341 H Savannah St. 139 72 1211		
									342 H Southern U. 101 92 1207		
									Upcoming Games		
									208 H South Dakota 0223		
									230 H Purdue Fort Wayne 0221		
									290 H North Dakota 0209		
									292 H Western Ill. 0302		
									304 A Oral Roberts 0131		
									307 A Denver 0203		

Non-Div I Games: Remidlii St 86 63

Average NET Win: 216 WON-LOST ROAD RECORD STRENGTH OF SCHEDULE
Average NET Loss: 102 RECORD

DIV. I ONLY	11- 8	3- 6	154		
DIV. I NON-CONF.	9- 3	2- 2	228		
	Quadrant 1	Quadrant 2	Quadrant 3	Quadrant 4	TOTALS
OVERALL	0-2	0-4	3-2	8-0	11- 8
HOME	0-0	0-1	1-0	6-0	7- 1
AWAY	0-2	0-3	2-1	1-0	3- 6
NEUTRAL	0-0	0-0	0-1	1-0	1- 1
NON-CONFERENCE	0-0	0-1	3-2	6-0	9- 3
HOME	0-0	0-0	1-0	5-0	6- 0
AWAY	0-0	0-1	2-1	0-0	2- 2
NEUTRAL	0-0	0-0	0-1	1-0	1- 1

Q1: (H:1-30)(N:1-50)(A:1-75) 0-2 overall, 0-0 non_conference		Q2: (H:31-75)(N:51-100)(A:76-135) 0-4 overall, 0-1 non_conference		Q3: (H:76-160)(N:101-200)(A:136-240) 3-2 overall, 3-2 non_conference		Q4: (H:161+)(N:201+)(A:241+) 8-0 overall, 6-0 non_conference	
NET S Opponent Score (H 1-15)(N 1-25)(A 1-40)		NET S Opponent Score (H 31-55)(N 51-75)(A 76-100)		NET S Opponent Score (H 76-100)(N 101-125)(A 126-150)		NET S Opponent Score (H 161-180)(N 181-200)(A 201-240)	
----- (H 16-30)(N 26-50)(A 41-75)		----- (H 56-75)(N 76-100)(A 101-135)		----- Upcoming Games		----- Upcoming Games	
62 A Arizona St. 61 83 0105		32 H Washington 70 77 0112		119 H Drake 100 71 1113		184 H Omaha 79 75 1116	
67 A Arizona 56 64 0103		89 A Utah 69 78 0120		164 A Hawaii 62 70 1223		203 H Washington St. 92 60 0110	
-----		100 A San Diego 64 70 1120		180 N Indiana St. 67 72 1222		204 H Colorado St. 86 80 1201	
Upcoming Games		-----		182 A New Mexico 78 75 1211		208 H South Dakota 82 58 1204	
32 A Washington 0223		118 A Stanford 62 75 0126		221 A Air Force 93 56 1124		224 H UIC 84 72 1208	
75 A Southern California 0209		-----		Upcoming Games		254 N Charlotte 68 53 1225	
		Upcoming Games		77 H Oregon St. 0131		267 A California 68 59 0124	
		62 H Arizona St. 0213		89 H Utah 0302		315 H Portland 93 69 1128	
		67 H Arizona 0217		98 H UCLA 0307		-----	
		68 H Oregon 0202		203 A Washington St. 0220		Upcoming Games	
		75 H Southern California 0309					
		98 A UCLA 0206					

Non-Div I Games:

Average NET Win: 211

WON-LOST

ROAD

STRENGTH

Average NET Loss: 133

RECORD

RECORD

OF SCHEDULE

DIV. I ONLY		13- 7	3- 6	158	
DIV. I NON-CONF.		8- 3	3- 2	190	
<hr/>					
	Quadrant 1	Quadrant 2	Quadrant 3	Quadrant 4	TOTALS
OVERALL	0-1	1-3	5-2	7-1	13- 7
HOME	0-0	0-0	4-0	6-0	10- 0
AWAY	0-1	1-2	1-2	1-1	3- 6
NEUTRAL	0-0	0-1	0-0	0-0	0- 1
NON-CONFERENCE	0-1	1-1	1-1	6-0	8- 3
HOME	0-0	0-0	0-0	5-0	5- 0
AWAY	0-1	1-0	1-1	1-0	3- 2
NEUTRAL	0-0	0-1	0-0	0-0	0- 1

Q1: (H:1-30)(N:1-50)(A:1-75) 0-1 overall, 0-1 non_conference					Q2: (H:31-75)(N:51-100)(A:76-135) 1-3 overall, 1-1 non_conference					Q3: (H:76-160)(N:101-200)(A:136-240) 5-2 overall, 1-1 non_conference					Q4: (H:161+)(N:201+)(A:241+) 7-1 overall, 6-0 non_conference											
NET	S	Opponent (H 1-15)(N 1-25)(A 1-40)	Score		NET	S	Opponent (H 31-55)(N 51-75)(A 76-100)	Score		NET	S	Opponent	Score		NET	S	Opponent	Score								
16	A	LSU	67	74	1116	51	N	UNC Greensboro	73	80	1124	124	H	Southern Miss.	71	56	1229	186	H	Sam Houston St.	76	69	1111			
-----					97	A	North Texas	59	63	0103	128	H	Western Ky.	62	50	0126	238	H	Prairie View	82	68	1204				
(H 16-30)(N 26-50)(A 41-75)					(H 56-75)(N 76-100)(A 101-135)					-----					242	H	A&M-Corpus Christi	73	68	1222						
-----					Upcoming Games					Upcoming Games					-----					254	A	Charlotte	40	55	0119	
					102	A	Old Dominion	63	64	0117	Upcoming Games					Upcoming Games					276	A	SFA	96	93	1207
					135	A	Wichita St.	71	58	1106	Upcoming Games					Upcoming Games					302	H	Houston Baptist	85	78	1201
					Upcoming Games					Upcoming Games					Upcoming Games					306	H	Middle Tenn.	73	56	0112	
					124	A	Southern Miss.	0209		Upcoming Games					Upcoming Games					350	H	Mississippi Val.	96	80	1211	
										Upcoming Games					Upcoming Games					-----						
										Upcoming Games					Upcoming Games					Upcoming Games						
										Upcoming Games					Upcoming Games					Upcoming Games						
										Upcoming Games					Upcoming Games					Upcoming Games						
										Upcoming Games					Upcoming Games					Upcoming Games						
										Upcoming Games					Upcoming Games					Upcoming Games						
										Upcoming Games					Upcoming Games					Upcoming Games						
										Upcoming Games					Upcoming Games					Upcoming Games						
										Upcoming Games					Upcoming Games					Upcoming Games						
										Upcoming Games					Upcoming Games					Upcoming Games						
										Upcoming Games					Upcoming Games					Upcoming Games						
										Upcoming Games					Upcoming Games					Upcoming Games						
										Upcoming Games					Upcoming Games					Upcoming Games						
										Upcoming Games					Upcoming Games					Upcoming Games						
										Upcoming Games					Upcoming Games					Upcoming Games						
										Upcoming Games					Upcoming Games					Upcoming Games						
										Upcoming Games					Upcoming Games					Upcoming Games						
										Upcoming Games					Upcoming Games					Upcoming Games						
										Upcoming Games					Upcoming Games					Upcoming Games						
										Upcoming Games					Upcoming Games					Upcoming Games						
										Upcoming Games					Upcoming Games					Upcoming Games						
										Upcoming Games					Upcoming Games					Upcoming Games						
										Upcoming Games					Upcoming Games					Upcoming Games						
										Upcoming Games					Upcoming Games					Upcoming Games						
										Upcoming Games					Upcoming Games					Upcoming Games						
										Upcoming Games					Upcoming Games					Upcoming Games						
										Upcoming Games					Upcoming Games					Upcoming Games						
										Upcoming Games					Upcoming Games					Upcoming Games						
										Upcoming Games					Upcoming Games					Upcoming Games						
										Upcoming Games					Upcoming Games					Upcoming Games						
										Upcoming Games					Upcoming Games					Upcoming Games						
										Upcoming Games					Upcoming Games					Upcoming Games						
										Upcoming Games					Upcoming Games					Upcoming Games						
										Upcoming Games					Upcoming Games					Upcoming Games						
										Upcoming Games					Upcoming Games					Upcoming Games						
										Upcoming Games					Upcoming Games					Upcoming Games						
										Upcoming Games					Upcoming Games					Upcoming Games						
										Upcoming Games					Upcoming Games					Upcoming Games						
										Upcoming Games					Upcoming Games					Upcoming Games						
										Upcoming Games					Upcoming Games					Upcoming Games						
										Upcoming Games					Upcoming Games					Upcoming Games						
										Upcoming Games					Upcoming Games					Upcoming Games						
										Upcoming Games					Upcoming Games					Upcoming Games						
										Upcoming Games					Upcoming Games					Upcoming Games						
										Upcoming Games					Upcoming Games					Upcoming Games						
										Upcoming Games					Upcoming Games					Upcoming Games						
										Upcoming Games					Upcoming Games					Upcoming Games						
										Upcoming Games					Upcoming Games					Upcoming Games						
										Upcoming Games					Upcoming Games					Upcoming Games						
										Upcoming Games					Upcoming Games					Upcoming Games						
										Upcoming Games					Upcoming Games					Upcoming Games						
										Upcoming Games					Upcoming Games					Upcoming Games						
										Upcoming Games					Upcoming Games					Upcoming Games						
										Upcoming Games					Upcoming Games					Upcoming Games						
										Upcoming Games					Upcoming Games					Upcoming Games						
										Upcoming Games					Upcoming Games					Upcoming Games						
										Upcoming Games					Upcoming Games					Upcoming Games						
										Upcoming Games					Upcoming Games					Upcoming Games						
										Upcoming Games					Upcoming Games					Upcoming Games						
										Upcoming Games					Upcoming Games					Upcoming Games						
										Upcoming Games					Upcoming Games					Upcoming Games						
										Upcoming Games					Upcoming Games					Upcoming Games						
										Upcoming Games					Upcoming Games					Upcoming Games						

Non-Div I Games:	Harding	89	58	Tougaloo	87	68
------------------	---------	----	----	----------	----	----

Average NET Win: 178 WON-LOST RECORD ROAD RECORD STRENGTH OF SCHEDULE
Average NET Loss: 67

DIV. I ONLY	8- 10	2- 3	29		
DIV. I NON-CONF.	7- 5	1- 1	34		

	Quadrant 1	Quadrant 2	Quadrant 3	Quadrant 4	TOTALS
OVERALL	1-5	2-2	1-2	4-1	8- 10
HOME	0-1	1-1	1-2	4-1	6- 5
AWAY	1-3	1-0	0-0	0-0	2- 3
NEUTRAL	0-1	0-1	0-0	0-0	0- 2
NON-CONFERENCE	0-2	2-1	1-1	4-1	7- 5
HOME	0-0	1-0	1-1	4-1	6- 2
AWAY	0-1	1-0	0-0	0-0	1- 1
NEUTRAL	0-1	0-1	0-0	0-0	0- 2

Q1: (H:1-30)(N:1-50)(A:1-75) 1-5 overall, 0-2 non_conference					Q2: (H:31-75)(N:51-100)(A:76-135) 2-2 overall, 2-1 non_conference					Q3: (H:76-160)(N:101-200)(A:136-240) 1-2 overall, 1-1 non_conference					Q4: (H:161+)(N:201+)(A:241+) 4-1 overall, 4-1 non_conference				
NET S Opponent Score	(H 1-15)(N 1-25)(A 1-40)				NET S Opponent Score	(H 31-55)(N 51-75)(A 76-100)				NET S Opponent Score	(H 76-160)(N 101-200)(A 136-240)				NET S Opponent Score	(H 161+)(N 201+)(A 241+)			
2	A Gonzaga	71	94	1115	33	H Kansas St.	65	53	0126	79	H Missouri	43	66	0119	187	H Valparaiso	71	49	1219
7	A Kentucky	74	85	0108	58	N Minnesota	64	69	1118	126	H UC Irvine	73	74	1109	229	H Texas Southern	73	88	1229
37	A Florida	72	81	0122	77	A Oregon St.	67	64	1215	140	H Marshall	92	68	1222	264	H South Alabama	74	62	1123
-----					-----					-----					-----				
(H 16-30)(N 26-50)(A 41-75)					(H 56-75)(N 76-100)(A 101-135)					Upcoming Games					Upcoming Games				
27	H Auburn	66	85	0116	69	H Arkansas	71	73	0105	88	H Georgia			0212	341	H Savannah St.	98	83	1107
32	N Washington	67	71	1120	-----					93	H Vanderbilt			0302	Upcoming Games				
43	A Alabama	81	80	0112	Upcoming Games					113	H South Carolina			0305					
-----					43	H Alabama			0219										
6	H Tennessee			0202	79	A Missouri			0209										
16	H LSU			0130	113	A South Carolina			0216										
16	A LSU			0226															
29	A Mississippi St.			0309															
36	A Ole Miss			0206															
69	A Arkansas			0223															

Non-Div I Games:

Average NET Win: 193 WON-LOST ROAD STRENGTH
Average NET Loss: 74 RECORD RECORD OF SCHEDULE

DIV. I ONLY	12- 7	2- 2	128
DIV. I NON-CONF.	10- 3	1- 1	272
Quadrant 1		Quadrant 2	Quadrant 3
OVERALL	1-2	4-3	0-2
HOME	0-1	2-2	0-1
AWAY	1-1	1-1	0-0
NEUTRAL	0-0	1-0	0-1
NON-CONFERENCE	0-1	3-0	0-2
HOME	0-0	1-0	0-1
AWAY	0-1	1-0	0-0
NEUTRAL	0-0	1-0	0-1
		Quadrant 4	TOTALS
		7-0	12- 7
		7-0	9- 4
		0-0	2- 2
		0-0	1- 1
		7-0	10- 3
		7-0	8- 1
		0-0	1- 1
		0-0	1- 1

Q1: (H:1-30)(N:1-50)(A:1-75) 1-2 overall, 0-1 non_conference					Q2: (H:31-75)(N:51-100)(A:76-135) 4-3 overall, 3-0 non_conference					Q3: (H:76-160)(N:101-200)(A:136-240) 0-2 overall, 0-2 non_conference					Q4: (H:161+)(N:201+)(A:241+) 7-0 overall, 7-0 non_conference								
NET	S	Opponent	Score		NET	S	Opponent	Score		NET	S	Opponent	Score		NET	S	Opponent	Score					
(H 1-15)(N 1-25)(A 1-40)					(H 31-55)(N 51-75)(A 76-100)					(H 76-160)(N 101-200)(A 136-240)					(H:161+)(N:201+)(A:241+)								
-----					-----					-----					-----								
(H 16-30)(N 26-50)(A 41-75)					(H 56-75)(N 76-100)(A 101-135)					Upcoming Games					Upcoming Games								
19	H	Marquette	71	74	0115	39	H	St. John's (NY)	94	97	0105	123	H	SMU	73	81	1215	213	H	Richmond	90	82	1128
49	A	Syracuse	71	72	1208	48	H	Liberty	88	78	1203	145	N	Loyola Marymount	52	65	1116	246	H	Little Rock	102	94	1222
50	A	Butler	84	76	0102	86	A	Xavier	75	81	0109						256	H	Campbell	93	85	1124	
-----					-----																		
Upcoming Games					-----					Upcoming Games					Upcoming Games								
19	A	Marquette			0309	57	H	Creighton	87	91	0121	86	H	Xavier			0131	262	H	Appalachian St.	83	73	1218
21	A	Villanova			0203	72	H	Providence	96	90	0112	99	H	DePaul			0227	294	H	Central Conn. St.	85	78	1110
21	H	Villanova			0220	82	N	South Fla.	76	73	1118						330	H	Howard	102	67	1229	
39	A	St. John's (NY)	89	78	0127	116	A	Illinois	88	80	1113						352	H	UMES	68	53	1106	
57	A	Creighton			0223	-----																	
60	A	Seton Hall			0213	Upcoming Games																	
72	A	Providence			0206	50	H	Butler			0209												
					60	H	Seton Hall			0302													
					99	A	DePaul			0306													

Non-Div I Games:

Average NET Win: 214

Average NET Loss: 116

WON-LOST
RECORD

ROAD
RECORD

STRENGTH
OF SCHEDULE

DIV. I ONLY	12- 6	6- 5	184		
DIV. I NON-CONF.	5- 6	3- 5	68		
	Quadrant 1	Quadrant 2	Quadrant 3	Quadrant 4	TOTALS
OVERALL	1-3	1-0	2-2	8-1	12- 6
HOME	0-0	0-0	1-0	5-0	6- 0
AWAY	1-3	1-0	1-1	3-1	6- 5
NEUTRAL	0-0	0-0	0-1	0-0	0- 1
NON-CONFERENCE	1-3	1-0	2-2	1-1	5- 6
HOME	0-0	0-0	1-0	1-0	2- 0
AWAY	1-3	1-0	1-1	0-1	3- 5
NEUTRAL	0-0	0-0	0-1	0-0	0- 1

Q1: (H:1-30)(N:1-50)(A:1-75) 1-3 overall, 1-3 non_conference					Q2: (H:31-75)(N:51-100)(A:76-135) 1-0 overall, 1-0 non_conference					Q3: (H:76-160)(N:101-200)(A:136-240) 2-2 overall, 2-2 non_conference					Q4: (H:161+)(N:201+)(A:241+) 8-1 overall, 1-1 non_conference				
NET	S	Opponent	Score		NET	S	Opponent	Score		NET	S	Opponent	Score		NET	S	Opponent	Score	
(H 1-15)(N 1-25)(A 1-40)					(H 31-55)(N 51-75)(A 76-100)					(H 76-160)(N 101-200)(A 136-240)					(H 161-200)(N 201-240)(A 241-280)				
22	A	Maryland	64	78	1229	91	A	Notre Dame	63 60 1114	133	H	Ga. Southern	80 68 1221	190	H	Gardner-Webb	75 58 0117		
-----					-----					-----					-----				
(H 16-30)(N 26-50)(A 41-75)					(H 56-75)(N 76-100)(A 101-135)														
45	A	Texas	62	59	1130	-----					158	N	Duquesne	64 69 1117	195	H	Presbyterian	79 77 0112	
51	A	UNC Greensboro	58	65	1218	Upcoming Games					165	A	Ohio	69 78 1208	224	H	UIC	88 78 1109	
59	A	Clemson	66	74	1215						216	A	William & Mary	81 72 1120	243	A	James Madison	66 73 1204	
-----										Upcoming Games									
Upcoming Games																			
					</														

Non-Div I Games:	Glenville St	102 69	Mars Hill	80 51	Davis & Elkins	91 57
------------------	--------------	--------	-----------	-------	----------------	-------

Average NET Win: 204 WON-LOST ROAD RECORD STRENGTH OF SCHEDULE
Average NET Loss: 91 RECORD

DIV. I ONLY	13- 9	2- 7	80
DIV. I NON-CONF.	8- 7	0- 5	83
Quadrant 1		Quadrant 2	Quadrant 3
OVERALL	0-5	3-0	3-4
HOME	0-1	2-0	1-0
AWAY	0-4	0-0	2-3
NEUTRAL	0-0	1-0	0-1
NON-CONFERENCE	0-3	2-0	1-4
HOME	0-1	1-0	1-0
AWAY	0-2	0-0	0-3
NEUTRAL	0-0	1-0	0-1
		Quadrant 4	TOTALS
		7-0	13- 9
		7-0	10- 1
		0-0	2- 7
		0-0	1- 1
		5-0	8- 7
		5-0	7- 1
		0-0	0- 5
		0-0	1- 1

Q1: (H:1-30)(N:1-50)(A:1-75) 0-5 overall, 0-3 non_conference				Q2: (H:31-75)(N:51-100)(A:76-135) 3-0 overall, 2-0 non_conference				Q3: (H:76-160)(N:101-200)(A:136-240) 3-4 overall, 1-4 non_conference				Q4: (H:161+)(N:201+)(A:241+) 7-0 overall, 5-0 non_conference			
NET S Opponent Score	(H 1-15)(N 1-25)(A 1-40)			NET S Opponent Score	(H 31-55)(N 51-75)(A 76-100)			NET S Opponent Score	(H 76-160)(N 101-200)(A 136-240)			NET S Opponent Score	(H:161+)(N:201+)(A:241+)		
8 H Houston	62	76	1124	40 H Utah St.	95	80	1205	127 H Utah Valley	75	65	1109	205 H Rice	105	78	1121
17 A Nevada	70	86	1106	54 H Saint Mary's (CA)	71	66	0124	153 N UNLV	90	92	1215	209 H Santa Clara	80	74	0112
29 A Mississippi St.	81	103	1229	(H 56-75)(N 76-100)(A 101-135)				156 A San Diego St.	81	90	1222	274 H Portland St.	85	66	1212
(H 16-30)(N 26-50)(A 41-75)				89 N Utah	74	59	1208	157 A Weber St.	103	***	1201	304 H Oral Roberts	85	65	1115
47 A San Francisco	63	82	0119	Upcoming Games				168 A Pepperdine	87	76	0117	315 H Portland	79	56	0110
54 A Saint Mary's (CA)	66	88	0105	47 H San Francisco			0221	183 A Pacific	90	87	0103	339 H Northwestern St.	82	57	1113
Upcoming Games				100 A San Diego			0214	200 A Illinois St.	89	92	1128	344 H Alabama A&M	91	60	1117
2 H Gonzaga			0131	Upcoming Games				Upcoming Games				Upcoming Games			
2 A Gonzaga			0223					100 H San Diego			0302	183 H Pacific			0209
								145 H Loyola Marymount			0202	315 A Portland			0207
								145 A Loyola Marymount			0216				

Non-Div I Games:

Average NET Win: 208 WON-LOST RECORD ROAD RECORD STRENGTH OF SCHEDULE
Average NET Loss: 120

DIV. I ONLY	15- 6	5- 4	207		
DIV. I NON-CONF.	10- 2	3- 1	175		
	Quadrant 1	Quadrant 2	Quadrant 3	Quadrant 4	TOTALS
OVERALL	1-3	1-1	2-0	11-2	15- 6
HOME	0-0	0-0	1-0	7-1	8- 1
AWAY	1-2	0-1	0-0	4-1	5- 4
NEUTRAL	0-1	1-0	1-0	0-0	2- 1
NON-CONFERENCE	1-2	1-0	2-0	6-0	10- 2
HOME	0-0	0-0	1-0	4-0	5- 0
AWAY	1-1	0-0	0-0	2-0	3- 1
NEUTRAL	0-1	1-0	1-0	0-0	2- 1

Q1: (H:1-30)(N:1-50)(A:1-75) 1-3 overall, 1-2 non_conference		Q2: (H:31-75)(N:51-100)(A:76-135) 1-1 overall, 1-0 non_conference		Q3: (H:76-160)(N:101-200)(A:136-240) 2-0 overall, 2-0 non_conference		Q4: (H:161+)(N:201+)(A:241+) 11-2 overall, 6-0 non_conference	
NET S Opponent Score (H 1-15)(N 1-25)(A 1-40)		NET S Opponent Score (H 31-55)(N 51-75)(A 76-100)		NET S Opponent Score (H 76-100)(N 101-135)(A 136-160)		NET S Opponent Score (H 161-200)(N 201-240)(A 241-280)	
16 N LSU 55 67 1122		64 N Memphis 78 75 1125		117 H Rhode Island 66 55 1113		166 H Coastal Caro. 73 71 1221	
(H 16-30)(N 26-50)(A 41-75)		(H 56-75)(N 76-100)(A 101-135)		134 N UAB 74 51 1123		195 H Presbyterian 85 73 1106	
46 A Hofstra 72 86 0119		115 A Northeastern 60 69 0117		Upcoming Games		207 H Delaware 71 58 0112	
55 A VCU 83 79 1215		Upcoming Games		115 H Northeastern 0216		216 H William & Mary 74 59 0126	
70 A Oklahoma St. 58 70 1118		46 H Hofstra 0214		207 A Delaware 0207		228 H Drexel 78 79 0110	
Upcoming Games				216 A William & Mary 0221		241 A UNCW 73 66 1229	
				228 A Drexel 0209		243 A James Madison 58 69 0105	
						254 H Charlotte 72 64 1201	
						258 A Siena 83 58 1218	
						278 A Towson 67 55 0103	
						295 A Western Caro. 77 74 1110	
						298 H Elon 72 53 0124	
						337 H South Carolina St. 83 70 1128	
						Upcoming Games	
						241 H UNCW 0302	
						243 H James Madison 0131	
						278 H Towson 0202	
						298 A Elon 0223	

Non-Div I Games: Georgia College 87 69

Average NET Win: 141

Average NET Loss: 79

WON-LOST
RECORD

ROAD
RECORD

STRENGTH
OF SCHEDULE

DIV. I ONLY	9- 9	2- 4	30		
DIV. I NON-CONF.	4- 8	0- 3	76		
	Quadrant 1	Quadrant 2	Quadrant 3	Quadrant 4	TOTALS
OVERALL	3-4	1-3	1-1	4-1	9- 9
HOME	2-1	0-2	1-1	3-0	6- 4
AWAY	1-3	1-0	0-0	0-1	2- 4
NEUTRAL	0-0	0-1	0-0	1-0	1- 1
NON-CONFERENCE	0-3	0-3	0-1	4-1	4- 8
HOME	0-1	0-2	0-1	3-0	3- 4
AWAY	0-2	0-0	0-0	0-1	0- 3
NEUTRAL	0-0	0-1	0-0	1-0	1- 1

Q1: (H:1-30)(N:1-50)(A:1-75) 3-4 overall, 0-3 non_conference				Q2: (H:31-75)(N:51-100)(A:76-135) 1-3 overall, 0-3 non_conference				Q3: (H:76-160)(N:101-200)(A:136-240) 1-1 overall, 0-1 non_conference				Q4: (H:161+)(N:201+)(A:241+) 4-1 overall, 4-1 non_conference			
NET	S	Opponent	Score	NET	S	Opponent	Score	NET	S	Opponent	Score	NET	S	Opponent	Score
(H 1-15)(N 1-25)(A 1-40)				(H 31-55)(N 51-75)(A 76-100)				(H 76-160)(N 101-200)(A 136-240)				(H:161+)(N:201+)(A:241+)			
1	H	Virginia	52 69 1219	31	H	Wofford	61 81 1126	79	H	Missouri	85 75 0113	166	H	Coastal Caro.	85 79 1130
5	A	Michigan	78 89 1208	72	N	Providence	67 76 1117	144	H	Stony Brook	81 83 1109	248	H	Norfolk St.	81 64 1113
16	A	LSU	67 89 0119	93	A	Vanderbilt	74 71 0116	Upcoming Games				259	N	George Washington	90 55 1118
37	A	Florida	71 69 0105	(H 56-75)(N 76-100)(A 101-135)				88	H	Georgia	0309	314	A	Wyoming	64 73 1205
(H 16-30)(N 26-50)(A 41-75)				59	H	Clemson	68 78 1222	108	H	Texas A&M	0216	329	H	USC Upstate	65 52 1106
27	H	Auburn	80 77 0122	Upcoming Games				Upcoming Games							
29	H	Mississippi St.	87 82 0108	36	H	Ole Miss	0219								
70	A	Oklahoma St.	70 74 0126	43	H	Alabama	0226								
Upcoming Games				69	H	Arkansas	0209								
6	H	Tennessee	0129	79	A	Missouri	0302								
6	A	Tennessee	0213	88	A	Georgia	0202								
7	A	Kentucky	0205	108	A	Texas A&M	0305								
29	A	Mississippi St.	0223												

Non-Div I Games: North Greenville 97 46

Average NET Win: 228

WON-LOST RECORD

ROAD RECORD

STRENGTH OF SCHEDULE

Average NET Loss: 160

DIV. I ONLY	12- 6	5- 4	211
DIV. I NON-CONF.	5- 4	1- 3	57
Quadrant 1		Quadrant 2	Quadrant 3
OVERALL	0-2	1-1	4-1
HOME	0-0	0-0	2-0
AWAY	0-2	1-1	1-0
NEUTRAL	0-0	0-0	1-1
NON-CONFERENCE	0-2	1-1	2-1
HOME	0-0	0-0	1-0
AWAY	0-2	1-1	0-0
NEUTRAL	0-0	0-0	1-1
		Quadrant 4	TOTALS
		7-2	12- 6
		3-1	5- 1
		3-1	5- 4
		1-0	2- 1
		2-0	5- 4
		1-0	2- 0
		0-0	1- 3
		1-0	2- 1

Q1: (H:1-30)(N:1-50)(A:1-75) 0-2 overall, 0-2 non_conference		Q2: (H:31-75)(N:51-100)(A:76-135) 1-1 overall, 1-1 non_conference		Q3: (H:76-160)(N:101-200)(A:136-240) 4-1 overall, 2-1 non_conference		Q4: (H:161+)(N:201+)(A:241+) 7-2 overall, 2-0 non_conference	
NET S Opponent Score		NET S Opponent Score		NET S Opponent Score		NET S Opponent Score	
(H 1-15)(N 1-25)(A 1-40)		(H 31-55)(N 51-75)(A 76-100)		(H 76-100)(N 101-125)(A 126-150)		(H 161-180)(N 181-200)(A 201-240)	
-----		-----		-----		-----	
(H 16-30)(N 26-50)(A 41-75)		(H 56-75)(N 76-100)(A 101-135)		(H 101-125)(N 126-150)(A 151-175)		(H 181-200)(N 201-240)(A 241-275)	
57 A Creighton 72 98 1128		105 A South Dakota St. 85 74 1222		130 H Georgia St. 81 74 1109		226 H North Dakota St. 60 53 1217	
67 A Arizona 42 61 1219		126 A UC Irvine 51 60 1208		133 N Ga. Southern 77 80 1118		273 A Southern Utah 89 76 1231	
-----		-----		149 N Miami (OH) 73 71 1117		274 H Portland St. 74 77 0105	
Upcoming Games		Upcoming Games		157 H Weber St. 75 68 0126		283 H Idaho St. 80 69 0124	
				173 A Northern Colo. 88 64 0112		284 H Sacramento St. 87 56 0103	
				Upcoming Games		288 A Northern Ariz. 86 73 1229	
				157 A Weber St. 0214		305 A Eastern Wash. 71 78 0110	
						331 A Idaho 69 51 0119	
						340 N Incarnate Word 93 66 1116	
						Upcoming Games	
						173 H Northern Colo. 0225	
						268 A Montana St. 0202	
						268 H Montana St. 0223	
						273 H Southern Utah 0302	
						274 A Portland St. 0307	
						283 A Idaho St. 0216	
						284 A Sacramento St. 0309	
						288 H Northern Ariz. 0304	
						305 H Eastern Wash. 0209	
						331 H Idaho 0207	

Non-Div I Games: Montana Tech 79 55 Col. of Idaho 80 52

Average NET Win: 188 WON-LOST ROAD STRENGTH
Average NET Loss: 115 RECORD RECORD OF SCHEDULE

DIV. I ONLY	12- 9	5- 5	104		
DIV. I NON-CONF.	6- 6	2- 3	27		
	Quadrant 1	Quadrant 2	Quadrant 3	Quadrant 4	TOTALS
OVERALL	1-4	0-2	4-0	7-3	12- 9
HOME	0-0	0-0	1-0	5-2	6- 2
AWAY	0-3	0-1	3-0	2-1	5- 5
NEUTRAL	1-1	0-1	0-0	0-0	1- 2
NON-CONFERENCE	1-3	0-2	2-0	3-1	6- 6
HOME	0-0	0-0	0-0	3-1	3- 1
AWAY	0-2	0-1	2-0	0-0	2- 3
NEUTRAL	1-1	0-1	0-0	0-0	1- 2

Q1: (H:1-30)(N:1-50)(A:1-75) 1-4 overall, 1-3 non_conference		Q2: (H:31-75)(N:51-100)(A:76-135) 0-2 overall, 0-2 non_conference		Q3: (H:76-160)(N:101-200)(A:136-240) 4-0 overall, 2-0 non_conference		Q4: (H:161+)(N:201+)(A:241+) 7-3 overall, 3-1 non_conference	
NET S Opponent Score (H 1-15)(N 1-25)(A 1-40)		NET S Opponent Score (H 31-55)(N 51-75)(A 76-100)		NET S Opponent Score (H 76-100)(N 101-135)(A 136-160)		NET S Opponent Score (H 161-200)(N 201-240)(A 241-280)	
10 N Virginia Tech 60 88 1116		66 N Davidson 59 71 1118		112 H Col. of Charleston 69 60 0117		162 H St. Bonaventure 64 59 1221	
----- (H 16-30)(N 26-50)(A 41-75)		76 A Vermont 70 75 1216		152 A Harvard 81 71 1109		169 H Eastern Mich. 81 67 1201	
43 N Alabama 68 52 1115		----- (H 56-75)(N 76-100)(A 101-135)		177 A Bucknell 96 78 1128		207 H Delaware 80 82 1230	
46 A Hofstra 72 75 0105		----- Upcoming Games		216 A William & Mary 90 70 0112		212 H Oakland 92 83 1208	
49 A Syracuse 49 72 1204		46 H Hofstra 0202		207 A Delaware 0228		228 H Drexel 93 83 1228	
66 A Davidson 69 78 1124		112 A Col. of Charleston 0216		228 A Drexel 0302		236 H Boston U. 74 77 1106	
----- Upcoming Games						241 H UNCW 88 71 0119	
						243 A James Madison 78 68 0126	
						278 A Towson 72 75 0124	
						298 A Elon 81 70 0110	
						----- Upcoming Games	
						216 H William & Mary 0207	
						241 A UNCW 0214	
						243 H James Madison 0221	
						278 H Towson 0223	
						298 H Elon 0209	

Non-Div I Games:

Average NET Win: 139

WON-LOST RECORD

ROAD RECORD

STRENGTH OF SCHEDULE

Average NET Loss: 54

DIV. I ONLY	6- 14	0- 5	11		
DIV. I NON-CONF.	4- 7	0- 1	70		
	Quadrant 1	Quadrant 2	Quadrant 3	Quadrant 4	TOTALS
OVERALL	1-8	2-4	1-1	2-1	6- 14
HOME	0-2	2-1	1-1	2-1	5- 5
AWAY	0-4	0-1	0-0	0-0	0- 5
NEUTRAL	1-2	0-2	0-0	0-0	1- 4
NON-CONFERENCE	0-2	1-3	1-1	2-1	4- 7
HOME	0-0	1-0	1-1	2-1	4- 2
AWAY	0-0	0-1	0-0	0-0	0- 1
NEUTRAL	0-2	0-2	0-0	0-0	0- 4

Q1: (H:1-30)(N:1-50)(A:1-75) 1-8 overall, 0-2 non_conference				Q2: (H:31-75)(N:51-100)(A:76-135) 2-4 overall, 1-3 non_conference				Q3: (H:76-160)(N:101-200)(A:136-240) 1-1 overall, 1-1 non_conference				Q4: (H:161+)(N:201+)(A:241+) 2-1 overall, 2-1 non_conference			
NET	S	Opponent	Score	NET	S	Opponent	Score	NET	S	Opponent	Score	NET	S	Opponent	Score
(H 1-15)(N 1-25)(A 1-40)				(H 31-55)(N 51-75)(A 76-100)				(H 76-160)(N 101-200)(A 136-240)				(H:161+)(N:201+)(A:241+)			
2	N	Gonzaga	78 84 1119	38	H	Ohio St.	67 77 1205	109	H	Georgetown	80 88 1113	175	H	Fla. Atlantic	71 73 1229
5	H	Michigan	69 79 0110	91	A	Notre Dame	74 76 1127	153	H	UNLV	77 74 1208	179	H	Evansville	99 60 1108
13	N	Iowa St.	68 84 1120					Upcoming Games				350	H	Mississippi Val.	86 67 1125
14	H	Wisconsin	60 72 0123	(H 56-75)(N 76-100)(A 101-135)				85	H	Penn St.	0223	Upcoming Games			
22	N	Maryland	78 67 0126					122	H	Rutgers	0209				
24	A	Nebraska	60 75 1202	58	H	Minnesota	95 68 0116								
25	A	Iowa	71 95 0120	71	H	ETSU	73 55 1215								
(H 16-30)(N 26-50)(A 41-75)				79	N	Missouri	63 79 1222								
42	A	Indiana	65 73 0103	86	N	Xavier	74 83 1121								
52	A	Northwestern	66 68 0106	Upcoming Games											
				42	H	Indiana	0307								
Upcoming Games				52	H	Northwestern	0303								
3	H	Michigan St.	0205	85	A	Penn St.	0310								
12	A	Purdue	0227												
14	A	Wisconsin	0218												
24	H	Nebraska	0202												
38	A	Ohio St.	0214												
58	A	Minnesota	0130												

Non-Div I Games:

Average NET Win: 194 WON-LOST ROAD STRENGTH
Average NET Loss: 126 RECORD RECORD OF SCHEDULE

DIV. I ONLY	11- 7	3- 4	123
DIV. I NON-CONF.	7- 5	1- 3	125
Quadrant 1		Quadrant 2	Quadrant 3
OVERALL	0-1	1-2	5-4
HOME	0-0	1-0	2-2
AWAY	0-1	0-2	2-1
NEUTRAL	0-0	0-0	1-1
NON-CONFERENCE	0-1	0-1	4-3
HOME	0-0	0-0	2-1
AWAY	0-1	0-1	1-1
NEUTRAL	0-0	0-0	1-1
		Quadrant 4	TOTALS
		5-0	11- 7
		3-0	6- 2
		1-0	3- 4
		1-0	2- 1
		3-0	7- 5
		2-0	4- 1
		0-0	1- 3
		1-0	2- 1

Q1: (H:1-30)(N:1-50)(A:1-75) 0-1 overall, 0-1 non_conference					Q2: (H:31-75)(N:51-100)(A:76-135) 1-2 overall, 0-1 non_conference					Q3: (H:76-160)(N:101-200)(A:136-240) 5-4 overall, 4-3 non_conference					Q4: (H:161+)(N:201+)(A:241+) 5-0 overall, 3-0 non_conference								
NET	S	Opponent	Score		NET	S	Opponent	Score		NET	S	Opponent	Score		NET	S	Opponent	Score					
(H 1-15)(N 1-25)(A 1-40)					(H 31-55)(N 51-75)(A 76-100)					(H 76-160)(N 101-200)(A 136-240)					(H 161+)(N 201+)(A 241+)								
-----					-----					-----					-----								
(H 16-30)(N 26-50)(A 41-75)					(H 56-75)(N 76-100)(A 101-135)					(H 161-200)(N 201-240)(A 241-280)					(H 241-280)(N 281-320)(A 321-360)								
72	A	Providence	50	59	1201																		
-----					-----					-----					-----								
Upcoming Games					Upcoming Games					Upcoming Games					Upcoming Games								
55	A	VCU			0219	112	A	Col. of Charleston	55	66	1113	101	N	West Virginia	83	70	1216	162	H	St. Bonaventure	75	63	0116
66	A	Davidson			0206							125	H	Brown	71	51	1128	252	A	La Salle	78	67	0119

Non-Div I Games:

Average NET Win: 222

WON-LOST

ROAD

STRENGTH

Average NET Loss: 48

RECORD

RECORD

OF SCHEDULE

DIV. I ONLY		10- 10	2- 6	107	
DIV. I NON-CONF.		7- 5	1- 3	219	
	Quadrant 1	Quadrant 2	Quadrant 3	Quadrant 4	TOTALS
OVERALL	0-7	1-2	2-1	7-0	10- 10
HOME	0-0	1-1	1-1	5-0	7- 2
AWAY	0-5	0-1	1-0	1-0	2- 6
NEUTRAL	0-2	0-0	0-0	1-0	1- 2
NON-CONFERENCE	0-5	0-0	0-0	7-0	7- 5
HOME	0-0	0-0	0-0	5-0	5- 0
AWAY	0-3	0-0	0-0	1-0	1- 3
NEUTRAL	0-2	0-0	0-0	1-0	1- 2

[illegible]

Stanford

Stanford

Non-Div I Games:

Average NET Win: 181 WON-LOST ROAD RECORD STRENGTH OF SCHEDULE
Average NET Loss: 126 RECORD

DIV. I ONLY	14- 5	4- 3	139		
DIV. I NON-CONF.	9- 2	2- 1	77		
	Quadrant 1	Quadrant 2	Quadrant 3	Quadrant 4	TOTALS
OVERALL	0-1	2-1	7-3	5-0	14- 5
HOME	0-0	0-0	4-1	3-0	7- 1
AWAY	0-0	0-1	3-2	1-0	4- 3
NEUTRAL	0-1	2-0	0-0	1-0	3- 1
NON-CONFERENCE	0-1	2-1	4-0	3-0	9- 2
HOME	0-0	0-0	3-0	1-0	4- 0
AWAY	0-0	0-1	1-0	1-0	2- 1
NEUTRAL	0-1	2-0	0-0	1-0	3- 1

Q1: (H:1-30)(N:1-50)(A:1-75) 0-1 overall, 0-1 non_conference		Q2: (H:31-75)(N:51-100)(A:76-135) 2-1 overall, 2-1 non_conference		Q3: (H:76-160)(N:101-200)(A:136-240) 7-3 overall, 4-0 non_conference		Q4: (H:161+)(N:201+)(A:241+) 5-0 overall, 3-0 non_conference	
NET S Opponent Score (H 1-15)(N 1-25)(A 1-40)		NET S Opponent Score (H 31-55)(N 51-75)(A 76-100)		NET S Opponent Score (H 76-160)(N 101-200)(A 136-240)		NET S Opponent Score (H 161-240)(N 201-240)(A 241-320)	
13 N Iowa St. 68 77 1215		74 N New Mexico St. 66 63 1222		94 H Texas St. 75 69 1117		163 H Missouri St. 74 63 0120	
(H 16-30)(N 26-50)(A 41-75)		(H 56-75)(N 76-100)(A 101-135)		132 H Loyola Chicago 74 85 0105		179 H Evansville 78 66 0123	
Upcoming Games		Upcoming Games		147 H Boise St. 83 74 1127		226 N North Dakota St. 95 88 1201	
		100 N San Diego 110 103 1223		155 H Southern Ill. 82 70 0108		286 A Milwaukee 75 61 1206	
		106 A Colorado 71 100 1113		159 H Rider 76 58 1219		327 H SIUE 79 66 1217	
		132 A Loyola Chicago 0205		179 A Evansville 77 82 0102		Upcoming Games	
				187 A Valparaiso 70 59 0126		180 H Indiana St. 0227	
				198 A UNI 54 57 0113		187 H Valparaiso 0216	
				217 A UMKC 66 63 1121		198 H UNI 0209	
				219 A Bradley 69 52 0116		200 H Illinois St. 0130	
				Upcoming Games		219 H Bradley 0219	
				155 A Southern Ill. 0212			
				163 A Missouri St. 0302			
				180 A Indiana St. 0202			
				200 A Illinois St. 0224			

Non-Div I Games:	Ruena Vista	98 52	McKendree	98 70
------------------	-------------	-------	-----------	-------

Average NET Win: 189 WON-LOST ROAD STRENGTH
Average NET Loss: 83 RECORD RECORD OF SCHEDULE

DIV. I ONLY	11- 7	2- 3	65
DIV. I NON-CONF.	9- 3	1- 0	220

Quadrant 1		Quadrant 2	Quadrant 3
OVERALL	0-3	3-2	2-0
HOME	0-1	2-1	0-0
AWAY	0-2	1-1	1-0
NEUTRAL	0-0	0-0	1-0
NON-CONFERENCE	0-0	2-1	1-0
HOME	0-0	1-1	0-0
AWAY	0-0	1-0	0-0
NEUTRAL	0-0	0-0	1-0
		Quadrant 4	TOTALS
		6-2	11- 7
		5-2	7- 4
		0-0	2- 3
		1-0	2- 0
		6-2	9- 3
		5-2	6- 3
		0-0	1- 0
		1-0	2- 0

Q1: (H:1-30)(N:1-50)(A:1-75) 0-3 overall, 0-0 non_conference						Q2: (H:31-75)(N:51-100)(A:76-135) 3-2 overall, 2-1 non_conference						Q3: (H:76-160)(N:101-200)(A:136-240) 2-0 overall, 1-0 non_conference						Q4: (H:161+)(N:201+)(A:241+) 6-2 overall, 6-2 non_conference					
NET	S	Opponent	Score			NET	S	Opponent	Score			NET	S	Opponent	Score			NET	S	Opponent	Score		
(H 1-15)(N 1-25)(A 1-40)						(H 31-55)(N 51-75)(A 76-100)						(H 76-160)(N 101-200)(A 136-240)						(H:161+)(N:201+)(A:241+)					
1	H	Virginia	56	83	0109	35	H	Florida St.	87	82	0120	132	N	Loyola Chicago	78	66	1121	189	H	IUPUI	69	76	1114
10	A	Virginia Tech	66	77	0105	91	A	Notre Dame	66	69	0112	185	A	Wake Forest	65	61	0126	210	H	Hartford	78	79	1231
11	A	Louisville	70	80	0116	99	A	DePaul	65	62	1222	-----						223	H	St. Francis Brooklyn	74	69	1111
-----						(H 56-75)(N 76-100)(A 101-135)						Upcoming Games						227	H	Sacred Heart	81	73	1129
(H 16-30)(N 26-50)(A 41-75)												91	H	Notre Dame	0202			235	H	Columbia	82	73	1212
						58	H	Minnesota	68	56	1126	103	H	Miami (FL)	0217			281	H	Fairfield	77	67	1216
Upcoming Games						72	H	Providence	95	100	1204							286	H	Milwaukee	73	53	1106
4	A	Duke	0205			-----						Upcoming Games						314	N	Wyoming	88	76	1119
9	H	North Carolina	0305			Upcoming Games												Upcoming Games					
11	H	Louisville	0227			49	H	Syracuse	0130														
30	A	NC State	0220			61	H	Pittsburgh	0212														
30	H	NC State	0309			90	A	Georgia Tech	0303														
49	A	Syracuse	0209																				
59	A	Clemson	0223																				

Boston College

Boston College

Non-Div I Games:

Average NET Win:	215	WON-LOST	ROAD	STRENGTH
Average NET Loss:	124	RECORD	RECORD	OF SCHEDULE

DIV. I ONLY	9- 9	3- 6	114		
DIV. I NON-CONF.	5- 6	1- 4	269		
	Quadrant 1	Quadrant 2	Quadrant 3	Quadrant 4	TOTALS
OVERALL	1-2	0-1	4-5	4-1	9- 9
HOME	1-0	0-0	1-2	3-0	5- 2
AWAY	0-2	0-1	3-3	0-0	3- 6
NEUTRAL	0-0	0-0	0-0	1-1	1- 1
NON-CONFERENCE	0-2	0-1	1-2	4-1	5- 6
HOME	0-0	0-0	0-1	3-0	3- 1
AWAY	0-2	0-1	1-1	0-0	1- 4
NEUTRAL	0-0	0-0	0-0	1-1	1- 1

Q1: (H:1-30)(N:1-50)(A:1-75) 1-2 overall, 0-2 non_conference			Q2: (H:31-75)(N:51-100)(A:76-135) 0-1 overall, 0-1 non_conference			Q3: (H:76-160)(N:101-200)(A:136-240) 4-5 overall, 1-2 non_conference			Q4: (H:161+)(N:201+)(A:241+) 4-1 overall, 4-1 non_conference		
NET S Opponent Score (H 1-15)(N 1-25)(A 1-40)			NET S Opponent Score (H 31-55)(N 51-75)(A 76-100)			NET S Opponent Score (H 76-160)(N 101-200)(A 136-240)			NET S Opponent Score (H 161-240)(N 201-240)(A 241-300)		
3 A Michigan St. 60 88 1229			92 A Northern Ky. 62 65 1220			92 H Northern Ky. 85 88 1109			243 N James Madison 74 78 1124		
(H 16-30)(N 26-50)(A 41-75)			(H 56-75)(N 76-100)(A 101-135)			137 H Central Mich. 69 78 0115			292 H Western Ill. 91 76 1217		
20 H Buffalo 77 75 0122						138 A Kent St. 68 78 0119			300 H UC Davis 71 62 1205		
50 A Butler 68 95 1208						141 H Akron 73 56 0112			304 N Oral Roberts 87 66 1123		
Upcoming Games			Upcoming Games			141 A Akron 65 67 0126			348 H Chicago St. 100 59 1222		
63 A Toledo 0223			63 H Toledo 0202			149 A Miami (OH) 83 70 0108			Upcoming Games		
			95 A Ball St. 0308			165 A Ohio 72 66 0105			165 H Ohio 0129		
						212 A Oakland 92 72 1125			169 H Eastern Mich. 0302		
						220 A Green Bay 83 85 1128			269 A Western Mich. 0212		
						Upcoming Games			269 H Western Mich. 0226		
						95 H Ball St. 0205					
						131 H Bowling Green 0216					
						137 A Central Mich. 0305					
						169 A Eastern Mich. 0209					

Non-Div I Games: IIT	73 66	Rockford	93 54
----------------------	-------	----------	-------

Average NET Win: 165

WON-LOST

ROAD

STRENGTH

Average NET Loss: 56

RECORD

RECORD

OF SCHEDULE

DIV. I ONLY	10- 9	2- 5	82
DIV. I NON-CONF.	7- 3	1- 2	304
<hr/>			
	Quadrant 1	Quadrant 2	Quadrant 3
OVERALL	1-6	3-2	0-0
HOME	1-2	1-2	0-0
AWAY	0-4	2-0	0-0
NEUTRAL	0-0	0-0	0-0
NON-CONFERENCE	0-1	1-1	0-0
HOME	0-0	0-1	0-0
AWAY	0-1	1-0	0-0
NEUTRAL	0-0	0-0	0-0
			Quadrant 4
			TOTALS
			10- 9
			8- 4
			2- 5
			0- 0
			7- 3
			6- 1
			1- 2
			0- 0

Q1: (H:1-30)(N:1-50)(A:1-75) 1-6 overall, 0-1 non_conference						Q2: (H:31-75)(N:51-100)(A:76-135) 3-2 overall, 1-1 non_conference						Q3: (H:76-160)(N:101-200)(A:136-240) 0-0 overall, 0-0 non_conference						Q4: (H:161+)(N:201+)(A:241+) 6-1 overall, 6-1 non_conference					
NET	S	Opponent	Score			NET	S	Opponent	Score			NET	S	Opponent	Score			NET	S	Opponent	Score		
(H 1-15)(N 1-25)(A 1-40)						(H 31-55)(N 51-75)(A 76-100)						Upcoming Games						Upcoming Games					
3	H	Michigan St.	67	78	1130	38	H	Ohio St.	64	61	0109	85	H	Penn St.	0306	169	H	Eastern Mich.	63	36	1119		
12	A	Purdue	54	89	0115	39	H	St. John's (NY)	65	84	1116					199	H	Fairleigh Dickinson	90	55	1109		
14	A	Wisconsin	64	69	1203	52	H	Northwestern	57	65	0118					228	H	Drexel	95	66	1111		
----- (H 16-30)(N 26-50)(A 41-75)						----- (H 56-75)(N 76-100)(A 101-135)																	
22	H	Maryland	63	77	0105	103	A	Miami (FL)	57	54	1128							235	H	Columbia	68	65	1222
24	H	Nebraska	76	69	0121	-----												236	H	Boston U.	54	44	1123
58	A	Minnesota	70	88	0112	Upcoming Games												245	A	Fordham	70	78	1208
60	A	Seton Hall	66	72	1215	42	H	Indiana			0130							335	H	Maine	70	55	1229
-----						58	H	Minnesota			0224							Upcoming Games					
3	A	Michigan St.			0220	116	A	Illinois			0209												
5	H	Michigan			0205																		
25	H	Iowa			0216																		
25	A	Iowa			0302																		
38	A	Ohio St.			0202																		
42	A	Indiana			0310																		
52	A	Northwestern			0213																		

Rutgers

Non-Div I Games:

STRENGTH

WON LOS RECORD

ROAD RECORD

STRENGTH OF SCHEDULE

DIV. I ONLY		12- 7	2- 2	199	
DIV. I NON-CONF.		8- 4	1- 0	270	
	Quadrant 1	Quadrant 2	Quadrant 3	Quadrant 4	TOTALS
OVERALL	0-3	1-2	2-1	9-1	12- 7
HOME	0-2	0-1	1-1	8-0	9- 4
AWAY	0-1	1-1	0-0	1-0	2- 2
NEUTRAL	0-0	0-0	1-0	0-1	1- 1
NON-CONFERENCE	0-1	1-1	1-1	6-1	8- 4
HOME	0-1	0-1	0-1	6-0	6- 3
AWAY	0-0	1-0	0-0	0-0	1- 0
NEUTRAL	0-0	0-0	1-0	0-1	1- 1

Q1: (H:1-30)(N:1-50)(A:1-75) 0-3 overall, 0-1 non_conference					Q2: (H:31-75)(N:51-100)(A:76-135) 1-2 overall, 1-1 non_conference					Q3: (H:76-160)(N:101-200)(A:136-240) 2-1 overall, 1-1 non_conference					Q4: (H:161+)(N:201+)(A:241+) 9-1 overall, 6-1 non_conference								
NET	S	Opponent	Score		NET	S	Opponent	Score		NET	S	Opponent	Score		NET	S	Opponent	Score					
(H 1-15)(N 1-25)(A 1-40)					(H 31-55)(N 51-75)(A 76-100)					(H 76-160)(N 101-200)(A 136-240)					(H 161+)(N 201+)(A 241+)								
8	H	Houston	58	69	0116	41	H	Lipscomb	73	79	1117	104	H	Tulsa	77	57	0112	219	N	Bradley	62	75	1120
-----					78	A	UConn	64	76	0110	124	H	Southern Miss.	64	74	1111	234	H	Cornell	81	53	1222	
(H 16-30)(N 26-50)(A 41-75)					(H 56-75)(N 76-100)(A 101-135)					Upcoming Games					-----								
28	H	TCU	59	67	1205	109	A	Georgetown	81	73	1215	78	H	UConn			0221	272	H	Lamar University	79	65	1127
64	A	Memphis	61	83	0119	Upcoming Games					82	H	South Fla.			0207	295	H	Western Caro.	98	65	1114	
-----										135	H	Wichita St.			0303	303	A	Tulane	74	65	0104		
8	A	Houston			0307	34	H	UCF			0210	Upcoming Games					303	H	Tulane	85	75	0126	
26	A	Cincinnati			0202	82	A	South Fla.			0310						304	H	Oral Roberts	79	67	1202	
26	H	Cincinnati			0227	135	A	Wichita St.			0130						313	H	McNeese	91	59	1129	
34	A	UCF			0224											339	H	Northwestern St.	69	58	1108		
56	A	Temple			0213											Upcoming Games							

Non-Div I Games:

Average NET Win: 213 WON-LOST ROAD STRENGTH
Average NET Loss: 126 RECORD RECORD OF SCHEDULE

DIV. I ONLY	9- 8	4- 6	192		
DIV. I NON-CONF.	5- 3	3- 2	281		
	Quadrant 1	Quadrant 2	Quadrant 3	Quadrant 4	TOTALS
OVERALL	0-1	1-4	4-2	4-1	9- 8
HOME	0-0	0-0	2-1	2-0	4- 1
AWAY	0-1	1-4	2-1	1-0	4- 6
NEUTRAL	0-0	0-0	0-0	1-1	1- 1
NON-CONFERENCE	0-1	1-1	2-0	2-1	5- 3
HOME	0-0	0-0	0-0	1-0	1- 0
AWAY	0-1	1-1	2-0	0-0	3- 2
NEUTRAL	0-0	0-0	0-0	1-1	1- 1

Q1: (H:1-30)(N:1-50)(A:1-75) 0-1 overall, 0-1 non_conference		Q2: (H:31-75)(N:51-100)(A:76-135) 1-4 overall, 1-1 non_conference		Q3: (H:76-160)(N:101-200)(A:136-240) 4-2 overall, 2-0 non_conference		Q4: (H:161+)(N:201+)(A:241+) 4-1 overall, 2-1 non_conference	
NET S Opponent Score (H 1-15)(N 1-25)(A 1-40)		NET S Opponent Score (H 31-55)(N 51-75)(A 76-100)		NET S Opponent Score		NET S Opponent Score	
33 A Kansas St. 51 55 1219		97 A North Texas 62 65 0105		128 H Western Ky. 63 66 0124		202 N North Florida 48 64 1120	
(H 16-30)(N 26-50)(A 41-75)		(H 56-75)(N 76-100)(A 101-135)		134 H UAB 73 68 0112		254 A Charlotte 63 60 0117	
Upcoming Games		102 A Old Dominion 60 78 0119		140 H Marshall 101 51 0126		264 H South Alabama 71 67 1128	
		107 A Louisiana Tech 56 71 1229		197 A Troy 81 66 1115		295 N Western Caro. 68 63 1121	
		123 A SMU 74 64 1111		205 A Rice 65 73 0103		306 H Middle Tenn. 77 70 0110	
		135 A Wichita St. 60 63 1215		208 A South Dakota 66 60 1221		Upcoming Games	
		Upcoming Games		Upcoming Games		249 H UTEP 0216	
				107 H Louisiana Tech 0209			
				150 H UTSA 0214			
				175 A Fla. Atlantic 0202			
				201 A FIU 0131			

Non-Div I Games:	Southeastern Rant	111	66	Rust	106	46	Millsans	81	47	William Carey	72	78
------------------	-------------------	-----	----	------	-----	----	----------	----	----	---------------	----	----

Average NET Win: 244

WON-LOST
RECORD

ROAD
RECORD

STRENGTH
OF SCHEDULE

Average NET Loss: 117

DIV. I ONLY		10- 6	4- 5	122
DIV. I NON-CONF.		10- 4	4- 4	201
Quadrant 1		Quadrant 2	Quadrant 3	Quadrant 4
OVERALL	0-2	0-2	3-1	7-1
HOME	0-0	0-1	1-0	5-0
AWAY	0-2	0-1	2-1	2-1
NEUTRAL	0-0	0-0	0-0	0-0
NON-CONFERENCE	0-1	0-1	3-1	7-1
HOME	0-0	0-0	1-0	5-0
AWAY	0-1	0-1	2-1	2-1
NEUTRAL	0-0	0-0	0-0	0-0
				TOTALS
				10- 6
				6- 1
				4- 5
				0- 0
				10- 4
				6- 0
				4- 4
				0- 0

Q1: (H:1-30)(N:1-50)(A:1-75) 0-2 overall, 0-1 non_conference		Q2: (H:31-75)(N:51-100)(A:76-135) 0-2 overall, 0-1 non_conference		Q3: (H:76-160)(N:101-200)(A:136-240) 3-1 overall, 3-1 non_conference		Q4: (H:161+)(N:201+)(A:241+) 7-1 overall, 7-1 non_conference	
NET S Opponent Score		NET S Opponent Score		NET S Opponent Score		NET S Opponent Score	
(H 1-15)(N 1-25)(A 1-40)		(H 31-55)(N 51-75)(A 76-100)		(H 76-160)(N 101-200)(A 136-240)		(H 161-200)(N 201-240)(A 241-280)	
-----		-----		-----		-----	
(H 16-30)(N 26-50)(A 41-75)		(H 56-75)(N 76-100)(A 101-135)		(H 161-200)(N 201-240)(A 241-280)		(H 241-280)(N 281-320)(A 321-360)	
50 A Butler 55 70 1205		65 H Yale 67 70 0119		83 H Penn 0208		218 H UMass Lowell 82 74 1116	
65 A Yale 71 79 0125		117 A Rhode Island 51 71 1128		152 A Harvard 0202		222 H Army West Point 86 66 1118	
-----		-----		-----		-----	
Upcoming Games		Upcoming Games		Upcoming Games		Upcoming Games	
		83 A Penn 0309		152 H Harvard 0222		227 H Sacred Heart 82 77 1117	
				170 A Princeton 0308		247 A LIU Brooklyn 81 83 1109	
				194 A Dartmouth 0201		282 A Marist 78 53 1222	
				234 A Cornell 0215		293 A Navy 67 50 1201	
				235 A Columbia 0216		326 H Bryant 84 60 1125	
						335 H Maine 75 67 0102	

						Upcoming Games	
						170 H Princeton 0209	
						194 H Dartmouth 0223	
						234 H Cornell 0302	
						235 H Columbia 0301	

Non-Div I Games: Salve Regina 96 64

Johnson & Wales / 100 61

Average NET Win: 209

WON-LOST
RECORD

ROAD
RECORD

STRENGTH
OF SCHEDULE

Average NET Loss: 110

DIV. I ONLY	16- 5	8- 2	276
DIV. I NON-CONF.	11- 4	5- 2	210
Quadrant 1		Quadrant 2	Quadrant 3
OVERALL	1-1	1-2	7-1
HOME	0-0	0-1	1-0
AWAY	1-1	1-0	5-1
NEUTRAL	0-0	0-1	1-0
NON-CONFERENCE	1-1	1-2	5-1
HOME	0-0	0-1	1-0
AWAY	1-1	1-0	3-1
NEUTRAL	0-0	0-1	1-0
		Quadrant 4	TOTALS
		7-1	16- 5
		5-1	6- 2
		1-0	8- 2
		1-0	2- 1
		4-0	11- 4
		3-0	4- 1
		0-0	5- 2
		1-0	2- 1

Q1: (H:1-30)(N:1-50)(A:1-75) 1-1 overall, 1-1 non_conference		Q2: (H:31-75)(N:51-100)(A:76-135) 1-2 overall, 1-2 non_conference		Q3: (H:76-160)(N:101-200)(A:136-240) 7-1 overall, 5-1 non_conference		Q4: (H:161+)(N:201+)(A:241+) 7-1 overall, 4-0 non_conference	
NET S Opponent Score (H 1-15)(N 1-25)(A 1-40)		NET S Opponent Score (H 31-55)(N 51-75)(A 76-100)		NET S Opponent Score (H 76-100)(N 101-125)(A 126-150)		NET S Opponent Score (H 161-185)(N 186-210)(A 211-235)	
----- (H 16-30)(N 26-50)(A 41-75)		----- (H 56-75)(N 76-100)(A 101-135)		----- (H 101-125)(N 126-150)(A 151-175)		----- (H 186-210)(N 211-235)(A 236-260)	
50 A Butler 54 71 1221		40 H Utah St. 65 89 1201		114 H Montana 60 51 1208		196 H UTRGV 85 74 0103	
54 A Saint Mary's (CA) 80 75 1128		63 N Toledo 60 67 1121		150 N UTSA 65 56 1119		215 H Long Beach St. 70 80 0116	
----- Upcoming Games		----- Upcoming Games		----- Upcoming Games		----- Upcoming Games	
		108 A Texas A&M 74 73 1109		164 A Hawaii 75 74 0123		270 A CSUN 74 68 0119	
				169 A Eastern Mich. 52 48 1219		280 H UC Riverside 82 64 0126	
				178 A Cal St. Fullerton 63 46 0112		300 H UC Davis 71 69 0110	
				183 A Pacific 75 84 1229		303 N Tulane 67 55 1120	
				209 A Santa Clara 61 49 1115		307 H Denver 86 52 1215	
				214 A California Baptist 69 66 1205		331 H Idaho 86 68 1106	
				----- Upcoming Games		----- Upcoming Games	
				148 A UC Santa Barbara 0131		164 H Hawaii 0209	
				148 H UC Santa Barbara 0216		178 H Cal St. Fullerton 0206	
				215 A Long Beach St. 0202		270 H CSUN 0309	
						280 A UC Riverside 0302	
						300 A UC Davis 0228	
						338 H Cal Poly 0221	
						338 A Cal Poly 0307	

Non-Div I Games: I IFF Pacific 87 53

Average NET Win:	227	WON-LOST	ROAD	STRENGTH
Average NET Loss:	86	RECORD	RECORD	OF SCHEDULE

DIV. I ONLY	13- 7	5- 6	167	
DIV. I NON-CONF.	9- 4	3- 4	184	
<hr/>				
	Quadrant 1	Quadrant 2	Quadrant 3	Quadrant 4
OVERALL	0-3	1-3	2-1	10-0
HOME	0-0	0-1	0-0	6- 1
AWAY	0-3	1-2	2-1	2-0
NEUTRAL	0-0	0-0	0-0	2-0
NON-CONFERENCE	0-3	1-1	1-0	7-0
HOME	0-0	0-0	0-0	4-0
AWAY	0-3	1-1	1-0	1-0
NEUTRAL	0-0	0-0	0-0	2-0
				TOTALS
				13- 7
				6- 1
				5- 6
				2- 0
				9- 4
				4- 0
				3- 4
				2- 0

Q1: (H:1-30)(N:1-50)(A:1-75) 0-3 overall, 0-3 non_conference					Q2: (H:31-75)(N:51-100)(A:76-135) 1-3 overall, 1-1 non_conference					Q3: (H:76-160)(N:101-200)(A:136-240) 2-1 overall, 1-0 non_conference					Q4: (H:161+)(N:201+)(A:241+) 10-0 overall, 7-0 non_conference								
NET	S	Opponent	Score		NET	S	Opponent	Score		NET	S	Opponent	Score		NET	S	Opponent	Score					
(H 1-15)(N 1-25)(A 1-40)					(H 31-55)(N 51-75)(A 76-100)					(H 76-160)(N 101-200)(A 136-240)					(H:161+)(N:201+)(A:241+)								
40	A	Utah St.	46	65	1116	80	A	Fresno St.	64	60	1229	157	A	Weber St.	75	63	1215	174	H	Seattle U	88	78	0112
						87	A	Grand Canyon	60	71	0103	171	A	CSU Bakersfield	71	73	0105	186	H	Sam Houston St.	85	79	1222
												217	A	UMKC	75	67	0124	196	H	UTRGV	82	61	0111
-----					-----					-----					-----								
(H 16-30)(N 26-50)(A 41-75)					(H 56-75)(N 76-100)(A 101-135)					Upcoming Games					210 N Hartford 72 65 1119								
54	A	Saint Mary's (CA)	63	92	1111						87	H	Grand Canyon			0307	215	N	Long Beach St.	87	72	1121	
67	A	Arizona	69	80	1206	74	H	New Mexico St.	78	83	0119	174	A	Seattle U			0209	283	H	Idaho St.	88	77	1219
						111	A	BYU	65	75	1109	196	A	UTRGV			0216	288	A	Northern Ariz.	98	78	1208
-----					-----					Upcoming Games					214 A California Baptist 0302								
74	A	New Mexico St.			0214											290 H North Dakota 74 68 1124							
															307 H Denver 98 75 1201								
															348 A Chicago St. 74 60 0126								

															Upcoming Games								
															171 H CSU Bakersfield 0309								
															214 H California Baptist 0130								
															217 H UMKC 0223								
															348 H Chicago St. 0221								

Non-Div I Games:	Western St	82	59	Westminster (IT)	96	71
------------------	------------	----	----	------------------	----	----

STRENGTH

WON LOS RECORD

ROAD RECORD

STRENGTH OF SCHEDULE

DIV. I ONLY		11- 10	3- 7	81	
DIV. I NON-CONF.		7- 6	1- 4	87	
<hr/>					
	Quadrant 1	Quadrant 2	Quadrant 3	Quadrant 4	TOTALS
OVERALL	2-3	2-2	3-3	4-2	11- 10
HOME	1-0	1-0	1-0	3-2	6- 2
AWAY	1-2	1-2	0-3	1-0	3- 7
NEUTRAL	0-1	0-0	2-0	0-0	2- 1
NON-CONFERENCE	2-3	1-0	2-2	2-1	7- 6
HOME	1-0	1-0	0-0	2-1	4- 1
AWAY	1-2	0-0	0-2	0-0	1- 4
NEUTRAL	0-1	0-0	2-0	0-0	2- 1

Q1: (H:1-30)(N:1-50)(A:1-75) 2-3 overall, 2-3 non_conference					Q2: (H:31-75)(N:51-100)(A:76-135) 2-2 overall, 1-0 non_conference					Q3: (H:76-160)(N:101-200)(A:136-240) 3-3 overall, 2-2 non_conference					Q4: (H:161+)(N:201+)(A:241+) 4-2 overall, 2-1 non_conference											
NET	S	Opponent	Score		NET	S	Opponent	Score		NET	S	Opponent	Score		NET	S	Opponent	Score								
(H 1-15)(N 1-25)(A 1-40)					(H 31-55)(N 51-75)(A 76-100)					(H 76-160)(N 101-200)(A 136-240)					(H:161+)(N:201+)(A:241+)											
14	H	Wisconsin	83	76	1229	54	H	Saint Mary's (CA)	71	68	1222	101	N	West Virginia	63	57	1116	175	H	Fla. Atlantic	72	66	0119			
32	A	Washington	55	73	1106	-----					140	A	Marshall	69	70	0112	197	H	Troy	81	87	1216				
(H 16-30)(N 26-50)(A 41-75)					(H 56-75)(N 76-100)(A 101-135)					-----					140	H	Marshall	68	59	0121	201	H	FIU	76	77	0117
34	N	UCF	62	78	1118	102	A	Old Dominion	66	69	0105	Upcoming Games					254	A	Charlotte	68	50	0103				
69	A	Arkansas	78	77	1208	107	A	Louisiana Tech	50	62	0126	134	H	UAB			0216	249	H	UTEP			0202			
73	A	Belmont	74	80	1219	124	A	Southern Miss.	66	63	0124	150	H	UTSA			0131	306	H	Middle Tenn.			0214			
Upcoming Games					Upcoming Games					-----					Upcoming Games											
					97	A	North Texas			0209	205	A	Rice			0207										

Western Ky

W
e
s
t
e
r
n
K
y

Non-Div I Games:

Average NET Win: 231

WON-LOST

ROAD

STRENGTH

Average NET Loss: 81

RECORD

ROAD RECORD

STRENGTH OF SCHEDULE

DIV. I ONLY		13- 8	5- 2	145	
DIV. I NON-CONF.		6- 7	1- 2	170	
	Quadrant 1	Quadrant 2	Quadrant 3	Quadrant 4	TOTALS
OVERALL	0-3	2-2	3-2	8-1	13- 8
HOME	0-0	0-1	0-2	8-1	8- 4
AWAY	0-1	2-1	3-0	0-0	5- 2
NEUTRAL	0-2	0-0	0-0	0-0	0- 2
NON-CONFERENCE	0-3	0-1	1-2	5-1	6- 7
HOME	0-0	0-0	0-2	5-1	5- 3
AWAY	0-1	0-1	1-0	0-0	1- 2
NEUTRAL	0-2	0-0	0-0	0-0	0- 2

Q1: (H:1-30)(N:1-50)(A:1-75) 0-3 overall, 0-3 non_conference						Q2: (H:31-75)(N:51-100)(A:76-135) 2-2 overall, 0-1 non_conference						Q3: (H:76-160)(N:101-200)(A:136-240) 3-2 overall, 1-2 non_conference						Q4: (H:161+)(N:201+)(A:241+) 8-1 overall, 5-1 non_conference					
NET S	Opponent (H 1-15)(N 1-25)(A 1-40)	Score				NET S	Opponent (H 31-55)(N 51-75)(A 76-100)	Score				NET S	Opponent	Score				NET S	Opponent	Score			
33	A Kansas St.	58	59	1229		96	A Dayton	67	63	0123		76	H Vermont	67	72	1203		162	H St. Bonaventure	68	53	0106	
												83	H Penn	71	72	1106		188	H American	75	78	1109	
												172	A Saint Joseph's	85	60	0103		243	H James Madison	66	53	1207	
												206	A Massachusetts	68	63	0116		245	H Fordham	71	68	0119	
												216	A William & Mary	87	84	1201		259	H George Washington	62	55	0126	
																		293	H Navy	84	63	1221	
26	N Cincinnati	55	71	1123		66	H Davidson	56	61	0109								323	H Morgan St.	82	75	1128	
44	N Baylor	61	72	1124		117	A Rhode Island	84	67	0113		158	H Duquesne			0223		324	H N.C. Central	78	63	1120	
						133	A Ga. Southern	89	98	1113		162	A St. Bonaventure			0217		342	H Southern U.	69	65	1117	
	Upcoming Games						Upcoming Games						Upcoming Games						Upcoming Games				
55	A VCU			0202		55	H VCU			0305		213	A Richmond			0206		206	H Massachusetts			0213	
						84	A Saint Louis			0302								213	H Richmond			0227	
																		252	H La Salle			0210	
																		259	A George Washington			0309	

George Mason

George Mason

Non-Div I Games:

Average NET Win: 171 WON-LOST ROAD STRENGTH
Average NET Loss: 91 RECORD RECORD OF SCHEDULE

DIV. I ONLY	14- 6	5- 4	73
DIV. I NON-CONF.	8- 4	2- 3	109
Quadrant 1		Quadrant 2	Quadrant 3
OVERALL	1-2	3-2	7-0
HOME	0-0	1-0	5-0
AWAY	1-2	1-1	2-0
NEUTRAL	0-0	1-1	0-0
NON-CONFERENCE	1-2	2-2	4-0
HOME	0-0	1-0	3-0
AWAY	1-2	0-1	1-0
NEUTRAL	0-0	1-1	0-0
			TOTALS
			14- 6
			7- 1
			5- 4
			2- 1
			8- 4
			4- 0
			2- 3
			2- 1

Q1: (H:1-30)(N:1-50)(A:1-75) 1-2 overall, 1-2 non_conference				Q2: (H:31-75)(N:51-100)(A:76-135) 3-2 overall, 2-2 non_conference				Q3: (H:76-160)(N:101-200)(A:136-240) 3-2 overall, 1-0 non_conference				Q4: (H:161+)(N:201+)(A:241+) 7-0 overall, 4-0 non_conference			
NET S Opponent Score				NET S Opponent Score				NET S Opponent Score				NET S Opponent Score			
(H 1-15)(N 1-25)(A 1-40)				(H 31-55)(N 51-75)(A 76-100)				(H 76-160)(N 101-200)(A 136-240)				(H 161-200)(N 201-240)(A 241-280)			
33 A Kansas St. 59 71 1215				57 N Creighton 68 93 1120				94 H Texas St. 68 81 0124				176 H Mercer 62 60 1113			
(H 16-30)(N 26-50)(A 41-75)				94 A Texas St. 73 69 0105				151 H La.-Monroe 74 73 0112				181 H Louisiana 89 76 0110			
43 A Alabama 83 80 1204				(H 56-75)(N 76-100)(A 101-135)				162 N St. Bonaventure 75 65 1119				191 H UT Arlington 77 71 0126			
48 A Liberty 52 78 1201				71 H ETSU 74 68 1106				191 A UT Arlington 63 58 0103				241 H UNCW 86 71 1219			
Upcoming Games				88 N Georgia 91 67 1121				197 A Troy 75 77 0119				244 H Chattanooga 95 88 1212			
				114 A Montana 74 81 1109				Upcoming Games				264 A South Alabama 69 66 0117			
				Upcoming Games				133 H Ga. Southern 0202				303 A Tulane 80 76 1128			
				133 A Ga. Southern 0309				151 A La.-Monroe 0207				Upcoming Games			
								166 A Coastal Caro. 0223				197 H Troy 0214			
								181 A Louisiana 0208				237 H Arkansas St. 0228			
												246 H Little Rock 0302			
												262 A Appalachian St. 0221			
												264 H South Alabama 0216			

Non-Div I Games: Middle Ga St 117 69

Average NET Win: 218 WON-LOST ROAD STRENGTH
Average NET Loss: 156 RECORD RECORD OF SCHEDULE

DIV. I ONLY	12- 6	3- 6	260		
DIV. I NON-CONF.	6- 5	0- 5	331		
	Quadrant 1	Quadrant 2	Quadrant 3	Quadrant 4	TOTALS
OVERALL	0-2	0-0	4-3	8-1	12- 6
HOME	0-0	0-0	1-0	7-0	8- 0
AWAY	0-2	0-0	3-3	0-1	3- 6
NEUTRAL	0-0	0-0	0-0	1-0	1- 0
NON-CONFERENCE	0-2	0-0	0-2	6-1	6- 5
HOME	0-0	0-0	0-0	5-0	5- 0
AWAY	0-2	0-0	0-2	0-1	0- 5
NEUTRAL	0-0	0-0	0-0	1-0	1- 0

Q1: (H:1-30)(N:1-50)(A:1-75) 0-2 overall, 0-2 non_conference			Q2: (H:31-75)(N:51-100)(A:76-135) 0-0 overall, 0-0 non_conference			Q3: (H:76-160)(N:101-200)(A:136-240) 4-3 overall, 0-2 non_conference			Q4: (H:161+)(N:201+)(A:241+) 8-1 overall, 6-1 non_conference		
NET S Opponent Score			NET S Opponent Score			NET S Opponent Score			NET S Opponent Score		
(H 1-15)(N 1-25)(A 1-40)			(H 31-55)(N 51-75)(A 76-100)			(H 76-160)(N 101-200)(A 136-240)			(H:161+)(N:201+)(A:241+)		
39 A St. John's (NY) 80 84 1109			-----			95 H Ball St. 79 78 0115			165 H Ohio 82 63 0108		
(H 16-30)(N 26-50)(A 41-75)			(H 56-75)(N 76-100)(A 101-135)			137 A Central Mich. 97 87 0112			220 H Green Bay 97 68 1208		
55 A VCU 61 72 1112			-----			138 A Kent St. 86 64 0105			228 H Drexel 81 71 1125		
Upcoming Games			Upcoming Games			149 A Miami (OH) 53 67 0126			253 N Hampton 81 79 1119		
20 H Buffalo 0202			63 H Toledo 0209			169 A Eastern Mich. 80 67 0122			269 H Western Mich. 79 48 0119		
20 A Buffalo 0308			121 A Northern Ill. 0216			192 A Detroit Mercy 67 82 1120			291 A Cleveland St. 64 82 1205		
						210 A Hartford 63 76 1201			295 H Western Caro. 73 52 1221		
						Upcoming Games			324 H N.C. Central 75 60 1115		
						137 H Central Mich. 0212			328 H UT Martin 94 80 1230		
						138 H Kent St. 0302			Upcoming Games		
						141 H Akron 0219			269 A Western Mich. 0205		
						141 A Akron 0305					
						149 H Miami (OH) 0226					
						165 A Ohio 0223					

Non-Div I Games: Findlav	82	57	Tiffin	91	52
--------------------------	----	----	--------	----	----

Average NET Win: 216

WON-LOST

ROAD

STRENGTH

Average NET Loss: 106

RECORD

RECORD

OF SCHEDULE

DIV. I ONLY		11- 8	3- 3	94	
DIV. I NON-CONF.		6- 6	1- 1	108	
	Quadrant 1	Quadrant 2	Quadrant 3	Quadrant 4	TOTALS
OVERALL	0-2	1-0	2-6	8-0	11- 8
HOME	0-1	0-0	0-2	7-0	7- 3
AWAY	0-0	1-0	2-3	0-0	3- 3
NEUTRAL	0-1	0-0	0-1	1-0	1- 2
NON-CONFERENCE	0-2	0-0	1-4	5-0	6- 6
HOME	0-1	0-0	0-2	4-0	4- 3
AWAY	0-0	0-0	1-1	0-0	1- 1
NEUTRAL	0-1	0-0	0-1	1-0	1- 2

[illegible]

n-Div I Games: Benedictine (II) 75 47

Average NET Win: 171

WON-LOST

ROAD

STRENGTH

Average NET Loss: 106

RECORD

ROAD RECORD

STRENGTH OF SCHEDULE

DIV. I ONLY		11- 8	4- 5	38	
DIV. I NON-CONF.		6- 5	1- 4	21	
Quadrant 1		Quadrant 2	Quadrant 3	Quadrant 4	TOTALS
OVERALL	0-2	0-4	9-0	2-2	11- 8
HOME	0-0	0-1	3-0	1-2	4- 3
AWAY	0-2	0-3	3-0	1-0	4- 5
NEUTRAL	0-0	0-0	3-0	0-0	3- 0
NON-CONFERENCE	0-2	0-3	5-0	1-0	6- 5
HOME	0-0	0-1	1-0	1-0	2- 1
AWAY	0-2	0-2	1-0	0-0	1- 4
NEUTRAL	0-0	0-0	3-0	0-0	3- 0

Q1: (H:1-30)(N:1-50)(A:1-75) 0-2 overall, 0-2 non_conference					Q2: (H:31-75)(N:51-100)(A:76-135) 0-4 overall, 0-3 non_conference					Q3: (H:76-160)(N:101-200)(A:136-240) 9-0 overall, 5-0 non_conference					Q4: (H:161+)(N:201+)(A:241+) 2-2 overall, 1-0 non_conference								
NET	S	Opponent	Score		NET	S	Opponent	Score		NET	S	Opponent	Score		NET	S	Opponent	Score					
		(H 1-15)(N 1-25)(A 1-40)					(H 31-55)(N 51-75)(A 76-100)					(H 76-100)(N 101-125)(A 126-150)					(H 161-185)(N 186-210)(A 211-235)						
34	A	UCF	88	95	1211	94	A	Texas St.	70	73	0103	114	N	Montana	80	77	1118	181	H	Louisiana	85	87	0112
		-----				96	A	Dayton	90	94	1229	129	H	George Mason	98	89	1113	191	H	UT Arlington	67	72	0124
		(H 16-30)(N 26-50)(A 41-75)						-----				151	H	La.-Monroe	79	78	0110	219	H	Bradley	79	74	1218
67	A	Arizona	70	100	1129			(H 56-75)(N 76-100)(A 101-135)				168	N	Pepperdine	88	78	1117	264	A	South Alabama	88	86	0119
		-----				71	H	ETSU	64	69	1127	175	N	Fla. Atlantic	80	70	1116			Upcoming Games			
		Upcoming Games				110	A	Radford	68	80	1221	176	A	Mercer	89	74	1208	197	H	Troy			0215
								-----				191	A	UT Arlington	77	64	0105	237	H	Arkansas St.			0302
								Upcoming Games				197	A	Troy	90	82	0117	246	H	Little Rock			0228
						130	A	Georgia St.		0202				-----				262	A	Appalachian St.			0223
												130	H	Georgia St.		0309		264	H	South Alabama			0213
												151	A	La.-Monroe		0208							
												166	A	Coastal Caro.		0221							
												181	A	Louisiana		0206							

Non-Div I Games: Carver	139	51	Brewton-Parker	101	64
-------------------------	-----	----	----------------	-----	----

Average NET Win: 230 WON-LOST RECORD ROAD RECORD STRENGTH OF SCHEDULE
Average NET Loss: 95

DIV. I ONLY	12- 7	3- 3	196
DIV. I NON-CONF.	6- 5	1- 1	295

Quadrant 1	Quadrant 2	Quadrant 3	Quadrant 4
OVERALL 0-3	1-2	2-1	9-1
HOME 0-0	0-0	1-0	7-1
AWAY 0-1	1-2	1-0	1-0
NEUTRAL 0-2	0-0	0-1	1-0
NON-CONFERENCE 0-3	0-0	0-1	6-1
HOME 0-0	0-0	0-0	4-1
AWAY 0-1	0-0	0-0	1-0
NEUTRAL 0-2	0-0	0-1	1-0
			TOTALS
			12- 7
			8- 1
			3- 3
			1- 3
			6- 5
			4- 1
			1- 1
			1- 3

Q1: (H:1-30)(N:1-50)(A:1-75) 0-3 overall, 0-3 non_conference				Q2: (H:31-75)(N:51-100)(A:76-135) 1-2 overall, 0-0 non_conference				Q3: (H:76-160)(N:101-200)(A:136-240) 2-1 overall, 0-1 non_conference				Q4: (H:161+)(N:201+)(A:241+) 9-1 overall, 6-1 non_conference			
NET S Opponent Score				NET S Opponent Score				NET S Opponent Score				NET S Opponent Score			
(H 1-15)(N 1-25)(A 1-40)				(H 31-55)(N 51-75)(A 76-100)				(H 76-160)(N 101-200)(A 136-240)				(H:161+)(N:201+)(A:241+)			
-----				-----				-----				-----			
(H 16-30)(N 26-50)(A 41-75)				(H 56-75)(N 76-100)(A 101-135)				Upcoming Games				Upcoming Games			
27 N Auburn 71 75 1215				107 A Louisiana Tech 53 64 0110				102 H Old Dominion 0207				175 H Fla. Atlantic 67 50 0103			
35 N Florida St. 63 81 1122				124 A Southern Miss. 68 73 0112				140 A Marshall 0214				176 H Mercer 75 67 1106			
64 A Memphis 76 94 1208				Upcoming Games								197 H Troy 73 74 1221			
Upcoming Games				128 A Western Ky. 0216								201 H FIU 84 65 0105			
												240 N Canisius 68 58 1125			
												249 H UTEP 76 63 0117			
												265 H New Orleans 75 68 1114			
												312 H North Ala. 73 67 1204			
												344 A Alabama A&M 67 57 1129			
												345 H Alcorn 76 49 1218			
												Upcoming Games			
												254 H Charlotte 0209			
												306 A Middle Tenn. 0130			
												306 H Middle Tenn. 0202			

Non-Div I Games:	Ark -Monticello	75	67	West Ala	77	47
------------------	-----------------	----	----	----------	----	----

Average NET Win: 148 WON-LOST RECORD ROAD RECORD STRENGTH OF SCHEDULE
Average NET Loss: 55

DIV. I ONLY	8- 11	0- 6	8		
DIV. I NON-CONF.	7- 5	0- 2	47		
<hr/>					
	Quadrant 1	Quadrant 2	Quadrant 3	Quadrant 4	TOTALS
OVERALL	0-6	3-4	2-1	3-0	8- 11
HOME	0-1	2-1	2-1	2-0	6- 3
AWAY	0-4	0-2	0-0	0-0	0- 6
NEUTRAL	0-1	1-1	0-0	1-0	2- 2
NON-CONFERENCE	0-3	2-1	2-1	3-0	7- 5
HOME	0-0	1-0	2-1	2-0	5- 1
AWAY	0-2	0-0	0-0	0-0	0- 2
NEUTRAL	0-1	1-1	0-0	1-0	2- 2

Q1: (H:1-30)(N:1-50)(A:1-75) 0-6 overall, 0-3 non_conference					Q2: (H:31-75)(N:51-100)(A:76-135) 3-4 overall, 2-1 non_conference					Q3: (H:76-160)(N:101-200)(A:136-240) 2-1 overall, 2-1 non_conference					Q4: (H:161+)(N:201+)(A:241+) 3-0 overall, 3-0 non_conference					
NET	S	Opponent	Score		NET	S	Opponent	Score		NET	S	Opponent	Score		NET	S	Opponent	Score		
(H 1-15)(N 1-25)(A 1-40)					(H 31-55)(N 51-75)(A 76-100)					(H 76-160)(N 101-200)(A 136-240)					(H:161+)(N:201+)(A:241+)					
8	A	Houston	70	79	0112	34	H	UCF	75 67 0116	107	H	Louisiana Tech	58 71 1106	205	H	Rice	90 61 1125			
23	A	Oklahoma	48	80	1208	44	H	Baylor	71 63 1201	124	H	Southern Miss.	63 60 1215	262	N	Appalachian St.	82 76 1116			
-----					66	N	Davidson	53 57 1115	136	H	Jacksonville St.	69 65 1212	304	H	Oral Roberts	84 63 1219				
(H 16-30)(N 26-50)(A 41-75)					72	N	Providence	83 80 1109	-----					-----						
26	H	Cincinnati	55	66	0119	78	A	UConn	60 80 0126	Upcoming Games					Upcoming Games					
43	N	Alabama	86	90	1118	82	A	South Fla.	41 54 0122	78	H	UConn	0228	251	A	East Carolina	0206			
55	A	VCU	54	70	1222	-----					104	H	Tulsa	0202	251	H	East Carolina	0305		
64	A	Memphis	74	85	0103	(H 56-75)(N 76-100)(A 101-135)					123	H	SMU	0130	303	H	Tulane	0209		
-----					56	H	Temple	81 85 0106						303	A	Tulane	0309			
Upcoming Games					-----															
26	A	Cincinnati			0217	Upcoming Games														
					64	H	Memphis	0223												
					104	A	Tulsa	0220												
					123	A	SMU	0303												

W
i
c
h
i
t
a
S
t
.

W
i
c
h
i
t
a
S
t
.

Non-Div I Games:

Average NET Win: 256

WON-LOST RECORD

ROAD RECORD

STRENGTH OF SCHEDULE

Average NET Loss: 151

DIV. I ONLY	13- 6	6- 6	339
DIV. I NON-CONF.	6- 5	3- 5	349
Quadrant 1		Quadrant 2	Quadrant 3
OVERALL	1-0	1-3	1-3
HOME	0-0	1-0	0-0
AWAY	1-0	0-3	1-3
NEUTRAL	0-0	0-0	0-0
NON-CONFERENCE	0-0	0-3	1-2
HOME	0-0	0-0	0-0
AWAY	0-0	0-3	1-2
NEUTRAL	0-0	0-0	0-0
		Quadrant 4	TOTALS
		10-0	13- 6
		4-0	5- 0
		4-0	6- 6
		2-0	2- 0
		5-0	6- 5
		1-0	1- 0
		2-0	3- 5
		2-0	2- 0

Q1: (H:1-30)(N:1-50)(A:1-75) 1-0 overall, 0-0 non_conference				Q2: (H:31-75)(N:51-100)(A:76-135) 1-3 overall, 0-3 non_conference				Q3: (H:76-160)(N:101-200)(A:136-240) 1-3 overall, 1-2 non_conference				Q4: (H:161+)(N:201+)(A:241+) 10-0 overall, 5-0 non_conference			
NET S Opponent Score				NET S Opponent Score				NET S Opponent Score				NET S Opponent Score			
(H 1-15)(N 1-25)(A 1-40)				(H 31-55)(N 51-75)(A 76-100)				(H 76-160)(N 101-200)(A 136-240)				(H:161+)(N:201+)(A:241+)			
-----				-----				-----				-----			
(H 16-30)(N 26-50)(A 41-75)				(H 56-75)(N 76-100)(A 101-135)				Upcoming Games				Upcoming Games			
73 A Belmont 83 73 0103				85 A Penn St. 61 76 1112				142 A Samford 72 92 1109				202 N North Florida 83 78 1121			
-----				-----				-----				-----			
Upcoming Games				73 H Belmont 91 80 0117				179 A Evansville 55 50 1215				255 A Morehead St. 77 71 0126			
				101 A West Virginia 72 74 1222				219 A Bradley 65 74 1114				295 N Western Caro. 84 53 1120			
				135 A Wichita St. 65 69 1212				225 A Eastern Ky. 70 88 0124				299 H Eastern Ill. 69 62 0110			
				Upcoming Games				Upcoming Games				312 A North Ala. 76 65 1201			
				53 H Murray St. 0131				139 H Austin Peay 0202				312 H North Ala. 64 50 1218			
												317 A Tennessee St. 69 62 0105			
												327 H SIUE 90 54 0112			
												334 H Tennessee Tech 65 48 0119			
												351 A Delaware St. 81 54 1208			
												Upcoming Games			
												225 H Eastern Ky. 0223			
												255 H Morehead St. 0221			
												299 A Eastern Ill. 0228			
												311 A Southeast Mo. St. 0209			
												317 H Tennessee St. 0216			
												327 A SIUE 0302			
												328 A UT Martin 0207			
												334 A Tennessee Tech 0214			

Non-Div I Games:	Reinhardt	109 77	Carver	101 61
------------------	-----------	--------	--------	--------

Average NET Win: 231 WON-LOST ROAD STRENGTH
Average NET Loss: 103 RECORD RECORD OF SCHEDULE

DIV. I ONLY	11- 6	4- 3	187		
DIV. I NON-CONF.	8- 2	2- 1	319		
	Quadrant 1	Quadrant 2	Quadrant 3	Quadrant 4	TOTALS
OVERALL	0-2	1-0	4-4	6-0	11- 6
HOME	0-0	0-0	1-2	4-0	5- 2
AWAY	0-2	1-0	2-1	1-0	4- 3
NEUTRAL	0-0	0-0	1-1	1-0	2- 1
NON-CONFERENCE	0-1	0-0	2-1	6-0	8- 2
HOME	0-0	0-0	0-0	4-0	4- 0
AWAY	0-1	0-0	1-0	1-0	2- 1
NEUTRAL	0-0	0-0	1-1	1-0	2- 1

Q1: (H:1-30)(N:1-50)(A:1-75) 0-2 overall, 0-1 non_conference			Q2: (H:31-75)(N:51-100)(A:76-135) 1-0 overall, 0-0 non_conference			Q3: (H:76-160)(N:101-200)(A:136-240) 4-4 overall, 2-1 non_conference			Q4: (H:161+)(N:201+)(A:241+) 6-0 overall, 6-0 non_conference		
NET S Opponent Score (H 1-15)(N 1-25)(A 1-40)			NET S Opponent Score (H 31-55)(N 51-75)(A 76-100)			NET S Opponent Score (H 76-100)(N 101-135)(A 136-160)			NET S Opponent Score (H 161-200)(N 201-240)(A 241-280)		
28 A TCU 62 89 1130			(H 56-75)(N 76-100)(A 101-135)			95 H Ball St. 72 83 0119			217 H UMKC 81 72 1219		
(H 16-30)(N 26-50)(A 41-75)						131 H Bowling Green 87 97 0112			273 H Southern Utah 95 86 1208		
63 A Toledo 72 76 0126			121 A Northern Ill. 78 69 0115			141 H Akron 88 86 0108			285 A Youngstown St. 100 94 1204		
Upcoming Games			Upcoming Games			141 A Akron 67 70 0122			320 H Jackson St. 81 72 1222		
20 A Buffalo 0209			63 H Toledo 0302			149 A Miami (OH) 84 77 0105			332 N San Jose St. 76 74 1118		
			95 A Ball St. 0223			157 N Weber St. 76 78 1116			348 H Chicago St. 101 60 1109		
			131 A Bowling Green 0212			171 N CSU Bakersfield 67 55 1115			Upcoming Games		
						186 A Sam Houston St. 81 65 1128			165 H Ohio 0216		
						Upcoming Games			169 H Eastern Mich. 0129		
						121 H Northern Ill. 0305			269 H Western Mich. 0202		
						138 H Kent St. 0219			269 A Western Mich. 0308		
						169 A Eastern Mich. 0226					

Non-Div I Games:	Siena Heights	103	75	Ind - South Bend	123	76	Concordia (MI)	98	67
------------------	---------------	-----	----	------------------	-----	----	----------------	----	----

Average NET Win: 202 WON-LOST ROAD RECORD STRENGTH OF SCHEDULE
Average NET Loss: 76 RECORD

DIV. I ONLY	13- 5	5- 2	168		
DIV. I NON-CONF.	9- 2	4- 1	285		
	Quadrant 1	Quadrant 2	Quadrant 3	Quadrant 4	TOTALS
OVERALL	0-2	3-1	4-2	6-0	13- 5
HOME	0-1	1-1	2-1	5-0	8- 3
AWAY	0-1	2-0	2-1	1-0	5- 2
NEUTRAL	0-0	0-0	0-0	0-0	0- 0
NON-CONFERENCE	0-1	2-1	2-0	5-0	9- 2
HOME	0-0	0-1	1-0	4-0	5- 1
AWAY	0-1	2-0	1-0	1-0	4- 1
NEUTRAL	0-0	0-0	0-0	0-0	0- 0

Q1: (H:1-30)(N:1-50)(A:1-75) 0-2 overall, 0-1 non_conference				Q2: (H:31-75)(N:51-100)(A:76-135) 3-1 overall, 2-1 non_conference				Q3: (H:76-160)(N:101-200)(A:136-240) 4-2 overall, 2-0 non_conference				Q4: (H:161+)(N:201+)(A:241+) 6-0 overall, 5-0 non_conference			
NET S Opponent Score				NET S Opponent Score				NET S Opponent Score				NET S Opponent Score			
(H 1-15)(N 1-25)(A 1-40)				(H 31-55)(N 51-75)(A 76-100)				(H 76-160)(N 101-200)(A 136-240)				(H 161-200)(N 201-240)(A 241-285)			
11 A Louisville 70 83 1215				48 H Liberty 70 77 1116				121 H Northern Ill. 78 68 0119				248 H Norfolk St. 78 67 1201			
(H 16-30)(N 26-50)(A 41-75)				77 A Oregon St. 66 63 1221				131 H Bowling Green 64 86 0105				269 H Western Mich. 88 73 0108			
20 H Buffalo 79 88 0125				93 A Vanderbilt 77 75 1123				146 H Wright St. 83 76 1208				277 H Albany (NY) 70 68 1228			
Upcoming Games				(H 56-75)(N 76-100)(A 101-135)				165 A Ohio 66 52 0115				291 A Cleveland St. 83 79 1110			
20 A Buffalo 0223				63 H Toledo 87 85 0122				169 A Eastern Mich. 61 95 0112				341 H Savannah St. 104 84 1120			
				Upcoming Games				192 A Detroit Mercy 76 72 1128				345 H Alcorn 79 48 1118			
				95 A Ball St. 0202				Upcoming Games				Upcoming Games			
				131 A Bowling Green 0302				137 A Central Mich. 0219				165 H Ohio 0226			
								141 A Akron 0209				169 H Eastern Mich. 0216			
								141 H Akron 0308				269 A Western Mich. 0129			
								149 H Miami (OH) 0205							
								149 A Miami (OH) 0305							

Non-Div I Games:	Shawnee St	90	69	Oberlin	71	48
------------------	------------	----	----	---------	----	----

Average NET Win: 261 WON-LOST RECORD ROAD RECORD STRENGTH OF SCHEDULE
 Average NET Loss: 139

DIV. I ONLY	12- 7	5- 5	232
DIV. I NON-CONF.	6- 5	2- 4	129
<hr/>			
	Quadrant 1	Quadrant 2	Quadrant 3
OVERALL	1-2	0-2	1-1
HOME	0-0	0-1	0-0
AWAY	0-2	0-1	1-1
NEUTRAL	1-0	0-0	0-0
NON-CONFERENCE	1-2	0-1	1-1
HOME	0-0	0-0	0-0
AWAY	0-2	0-1	1-1
NEUTRAL	1-0	0-0	0-0
			Quadrant 4
			10-2
			4-0
			4-1
			2-1
			4-1
			1-0
			1-0
			2-1
			TOTALS
			12- 7
			4- 1
			5- 5
			3- 1
			6- 5
			1- 0
			2- 4
			3- 1

Q1: (H:1-30)(N:1-50)(A:1-75) 1-2 overall, 1-2 non_conference					Q2: (H:31-75)(N:51-100)(A:76-135) 0-2 overall, 0-1 non_conference					Q3: (H:76-160)(N:101-200)(A:136-240) 1-1 overall, 1-1 non_conference					Q4: (H:161+)(N:201+)(A:241+) 10-2 overall, 4-1 non_conference											
NET	S	Opponent	Score		NET	S	Opponent	Score		NET	S	Opponent	Score		NET	S	Opponent	Score								
(H 1-15)(N 1-25)(A 1-40)					(H 31-55)(N 51-75)(A 76-100)					(H 76-160)(N 101-200)(A 136-240)					(H:161+)(N:201+)(A:241+)											
29	A	Mississippi St.	67	95	1109	82	A	South Fla.	70	74	1112	165	A	Ohio	82	85	1124	225	H	Eastern Ky.	93	75	0103			
-----					-----					-----					-----											
(H 16-30)(N 26-50)(A 41-75)					(H 56-75)(N 76-100)(A 101-135)					Upcoming Games					Upcoming Games											
48	N	Liberty	75	66	1222	73	H	Belmont	92	96	0126	136	A	Jacksonville St.			0202	256	N	Campbell	72	78	1118			
69	A	Arkansas	65	76	1228	-----					225	A	Eastern Ky.			0228	256	N	Campbell	88	75	1221				
-----					Upcoming Games										294					N	Central Conn. St.	80	78	1116		
53	A	Murray St.			0302	53	H	Murray St.			0214						299					A	Eastern Ill.	83	85	0119
															311					A	Southeast Mo. St.	78	60	0110		
															317					H	Tennessee St.	89	74	0124		
															327					A	SIUE	79	71	0117		
															328					A	UT Martin	72	70	0112		
															344					A	Alabama A&M	73	61	1201		

															Upcoming Games					Upcoming Games						
															255					A	Morehead St.			0216		
															299					H	Eastern Ill.			0209		
															311					H	Southeast Mo. St.			0221		
															327					H	SIUE			0207		
															328					H	UT Martin			0223		
															334					A	Tennessee Tech			0131		

Non-Div I Games: Oakland City 114 53 Calvary 116 33

STRENGTH

WON LOS RECORD

ROAD RECORD

STRENGTH OF SCHEDULE

DIV. I ONLY		12- 9	4- 8	69	
DIV. I NON-CONF.		7- 6	2- 5	55	
	Quadrant 1	Quadrant 2	Quadrant 3	Quadrant 4	TOTALS
OVERALL	0-2	2-5	3-2	7-0	12- 9
HOME	0-0	1-1	1-0	6-0	8- 1
AWAY	0-2	1-4	2-2	1-0	4- 8
NEUTRAL	0-0	0-0	0-0	0-0	0- 0
NON-CONFERENCE	0-2	1-2	2-2	4-0	7- 6
HOME	0-0	1-1	0-0	4-0	5- 1
AWAY	0-2	0-1	2-2	0-0	2- 5
NEUTRAL	0-0	0-0	0-0	0-0	0- 0

[illegible]M
a
r
s
h
a
l
l

Non-Div I Games:

Average NET Win: 231 WON-LOST RECORD ROAD RECORD STRENGTH OF SCHEDULE
 Average NET Loss: 132

DIV. I ONLY	10- 8	0- 5	277
DIV. I NON-CONF.	6- 5	0- 2	315
<hr/>			
	Quadrant 1	Quadrant 2	Quadrant 3
OVERALL	0-1	0-2	3-5
HOME	0-0	0-0	2-1
AWAY	0-1	0-1	0-3
NEUTRAL	0-0	0-1	1-1
NON-CONFERENCE	0-1	0-1	1-3
HOME	0-0	0-0	0-1
AWAY	0-1	0-0	0-1
NEUTRAL	0-0	0-1	1-1
			Quadrant 4
			7-0
			6-0
			0-0
			1-0
			5-0
			4-0
			0-0
			1-0
			TOTALS
			10- 8
			8- 1
			0- 5
			2- 2
			6- 5
			4- 1
			0- 2
			2- 2

Q1: (H:1-30)(N:1-50)(A:1-75) 0-1 overall, 0-1 non_conference				Q2: (H:31-75)(N:51-100)(A:76-135) 0-2 overall, 0-1 non_conference				Q3: (H:76-160)(N:101-200)(A:136-240) 3-5 overall, 1-3 non_conference				Q4: (H:161+)(N:201+)(A:241+) 7-0 overall, 5-0 non_conference			
NET S Opponent Score				NET S Opponent Score				NET S Opponent Score				NET S Opponent Score			
(H 1-15)(N 1-25)(A 1-40)				(H 31-55)(N 51-75)(A 76-100)				(H 76-160)(N 101-200)(A 136-240)				(H:161+)(N:201+)(A:241+)			
17 A Nevada 62 68 1222				59 N Clemson 69 72 1119				121 H Northern Ill. 67 65 0126				169 H Eastern Mich. 51 49 0115			
(H 16-30)(N 26-50)(A 41-75)				(H 56-75)(N 76-100)(A 101-135)				137 A Central Mich. 86 88 0108				192 H Detroit Mercy 71 59 1201			
Upcoming Games				Upcoming Games				137 H Central Mich. 70 67 0122				269 H Western Mich. 56 48 0105			
20 H Buffalo 0212				121 A Northern Ill. 56 73 0112				140 H Marshall 74 75 1215				285 N Youngstown St. 98 69 1110			
20 A Buffalo 0226				95 A Ball St. 0216				149 A Miami (OH) 61 68 0119				310 H Alabama St. 86 54 1128			
63 A Toledo 0205				131 A Bowling Green 0219				162 N St. Bonaventure 61 49 1121				317 H Tennessee St. 82 60 1218			
								200 N Illinois St. 68 73 1120				348 H Chicago St. 87 46 1116			
								230 A Purdue Fort Wayne 65 68 1205				Upcoming Games			
								Upcoming Games				165 H Ohio 0302			
								131 H Bowling Green 0305							
								138 H Kent St. 0209							
								138 A Kent St. 0308							
								149 H Miami (OH) 0223							
								165 A Ohio 0202							

Non-Div I Games: Carnegie Mellon 82 55 Cedarville 70 50

Average NET Win: 265

WON-LOST RECORD

ROAD RECORD

STRENGTH OF SCHEDULE

Average NET Loss: 109

DIV. I ONLY	12- 9	4- 6	264
DIV. I NON-CONF.	9- 3	3- 2	327
Quadrant 1		Quadrant 2	Quadrant 3
OVERALL	0-4	1-2	2-0
HOME	0-0	0-2	1-0
AWAY	0-4	1-0	1-0
NEUTRAL	0-0	0-0	0-0
NON-CONFERENCE	0-2	0-1	2-0
HOME	0-0	0-1	1-0
AWAY	0-2	0-0	1-0
NEUTRAL	0-0	0-0	0-0
		Quadrant 4	TOTALS
		9-3	12- 9
		7-1	8- 3
		2-2	4- 6
		0-0	0- 0
		7-0	9- 3
		5-0	6- 1
		2-0	3- 2
		0-0	0- 0

Q1: (H:1-30)(N:1-50)(A:1-75) 0-4 overall, 0-2 non_conference					Q2: (H:31-75)(N:51-100)(A:76-135) 1-2 overall, 0-1 non_conference					Q3: (H:76-160)(N:101-200)(A:136-240) 2-0 overall, 2-0 non_conference					Q4: (H:161+)(N:201+)(A:241+) 9-3 overall, 7-0 non_conference								
NET	S	Opponent	Score		NET	S	Opponent	Score		NET	S	Opponent	Score		NET	S	Opponent	Score					
(H 1-15)(N 1-25)(A 1-40)					(H 31-55)(N 51-75)(A 76-100)					(H 76-160)(N 101-200)(A 136-240)					(H:161+)(N:201+)(A:241+)								
6	A	Tennessee	70	83	1219	51	H	UNC Greensboro	75	83	1222	136	H	Jacksonville St.	92	72	1109	176	H	Mercer	87	93	0119
31	A	Wofford	106	107	0124	81	A	Furman	75	73	0126	230	A	Purdue Fort Wayne	74	66	1123	233	H	The Citadel	80	77	0117
38	A	Ohio St.	50	68	1120	----- (H 56-75)(N 76-100)(A 101-135)					----- Upcoming Games					244	A	Chattanooga	75	80	0112		
					73	H	Belmont	93	99	1129	81	H	Furman	0228		255	H	Morehead St.	77	72	1213		
					----- Upcoming Games					176	A	Mercer	0221		291	A	Cleveland St.	73	60	1118			
71	A	ETSU	72	81	0103	71	H	ETSU	0131		233	A	The Citadel	0223		295	A	Western Caro.	69	76	0105		
51	A	UNC Greensboro	0207												302	H	Houston Baptist	85	61	1217			
															312	H	North Ala.	91	74	1106			
															318	H	VMI	96	68	1229			
															337	H	South Carolina St.	77	60	1125			
															343	H	Kennesaw St.	74	60	1112			
															344	A	Alabama A&M	77	59	1209			
															----- Upcoming Games								
															244	H	Chattanooga	0216					
															295	H	Western Caro.	0202					
															318	A	VMI	0209					

Non-Div I Games: Miles

66

57

STRENGTH

WON LOS RECORD

ROAD RECORD

STRENGTH OF SCHEDULE

[illegible]

Lehigh

n-Div I Games:

Average NET Win: 223

WON-LOST RECORD

ROAD RECORD

STRENGTH OF SCHEDULE

Average NET Loss: 117

DIV. I ONLY	13- 6	4- 5	245		
DIV. I NON-CONF.	10- 2	3- 2	325		
	Quadrant 1	Quadrant 2	Quadrant 3	Quadrant 4	TOTALS
OVERALL	0-1	0-3	6-1	7-1	13- 6
HOME	0-0	0-1	1-0	6-0	7- 1
AWAY	0-1	0-2	3-1	1-1	4- 5
NEUTRAL	0-0	0-0	2-0	0-0	2- 0
NON-CONFERENCE	0-0	0-1	5-0	5-1	10- 2
HOME	0-0	0-0	1-0	4-0	5- 0
AWAY	0-0	0-1	2-0	1-1	3- 2
NEUTRAL	0-0	0-0	2-0	0-0	2- 0

Q1: (H:1-30)(N:1-50)(A:1-75) 0-1 overall, 0-0 non_conference			Q2: (H:31-75)(N:51-100)(A:76-135) 0-3 overall, 0-1 non_conference			Q3: (H:76-160)(N:101-200)(A:136-240) 6-1 overall, 5-0 non_conference			Q4: (H:161+)(N:201+)(A:241+) 7-1 overall, 5-1 non_conference		
NET S Opponent Score			NET S Opponent Score			NET S Opponent Score			NET S Opponent Score		
(H 1-15)(N 1-25)(A 1-40)			(H 31-55)(N 51-75)(A 76-100)			(H 76-160)(N 101-200)(A 136-240)			(H:161+)(N:201+)(A:241+)		
2 A Gonzaga 55 73 0117			54 H Saint Mary's (CA) 60 71 0112			109 N Georgetown 65 52 1116			168 H Pepperdine 74 70 0119		
(H 16-30)(N 26-50)(A 41-75)			98 A UCLA 58 82 1202			147 H Boise St. 70 69 1219			270 H CSUN 79 64 1113		
Upcoming Games			100 A San Diego 58 71 0124			153 A UNLV 61 50 1110			274 A Portland St. 85 58 1215		
2 H Gonzaga 0214			(H 56-75)(N 76-100)(A 101-135)			165 N Ohio 65 56 1118			280 A UC Riverside 53 60 1222		
47 A San Francisco 0302			Upcoming Games			168 A Pepperdine 62 77 0103			294 H Central Conn. St. 76 74 1121		
			111 A BYU 0202			178 A Cal St. Fullerton 59 49 1205			300 H UC Davis 77 59 1228		
						209 A Santa Clara 69 61 0126			315 H Portland 76 64 0105		
						Upcoming Games			322 H Florida A&M 71 63 1124		
						100 H San Diego 0207			Upcoming Games		
						111 H BYU 0216			183 H Pacific 0131		
						183 A Pacific 0223			209 H Santa Clara 0228		
									315 A Portland 0209		

Non-Div I Games: Westcliff	75	43	Bethesda (CA)	106	50
----------------------------	----	----	---------------	-----	----

Average NET Win: 230 WON-LOST ROAD STRENGTH
Average NET Loss: 127 RECORD RECORD OF SCHEDULE

DIV. I ONLY	10- 10	3- 5	193
DIV. I NON-CONF.	4- 7	0- 3	102
Quadrant 1		Quadrant 2	Quadrant 3
OVERALL	0-2	1-2	1-5
HOME	0-0	1-0	0-1
AWAY	0-1	0-1	1-3
NEUTRAL	0-1	0-1	0-1
NON-CONFERENCE	0-2	1-1	0-4
HOME	0-0	1-0	0-1
AWAY	0-1	0-0	0-2
NEUTRAL	0-1	0-1	0-1
		Quadrant 4	TOTALS
		8-1	10- 10
		6-1	7- 2
		2-0	3- 5
		0-0	0- 3
		3-0	4- 7
		3-0	4- 1
		0-0	0- 3
		0-0	0- 3

Q1: (H:1-30)(N:1-50)(A:1-75) 0-2 overall, 0-2 non_conference				Q2: (H:31-75)(N:51-100)(A:76-135) 1-2 overall, 1-1 non_conference				Q3: (H:76-160)(N:101-200)(A:136-240) 1-5 overall, 0-4 non_conference				Q4: (H:161+)(N:201+)(A:241+) 8-1 overall, 3-0 non_conference			
NET S Opponent Score				NET S Opponent Score				NET S Opponent Score				NET S Opponent Score			
(H 1-15)(N 1-25)(A 1-40)				(H 31-55)(N 51-75)(A 76-100)				(H 76-160)(N 101-200)(A 136-240)				(H 161+)(N 201+)(A 241+)			
-----				-----				-----				-----			
(H 16-30)(N 26-50)(A 41-75)				(H 56-75)(N 76-100)(A 101-135)				(H 76-160)(N 101-200)(A 136-240)				(H 161+)(N 201+)(A 241+)			
29 N Mississippi St. 63 67 1222				92 A Northern Ky. 64 68 0111				123 N SMU 76 77 1121				189 H IUPUI 72 64 1230			
53 A Murray St. 54 73 1110				63 H Toledo 84 74 1114				138 A Kent St. 76 83 1208				202 H North Florida 89 72 1117			
-----				85 N Penn St. 59 77 1120				149 H Miami (OH) 62 65 1205				220 H Green Bay 87 75 0126			
Upcoming Games				-----				180 A Indiana St. 63 69 1201				224 H UIC 72 75 1228			
				Upcoming Games				192 A Detroit Mercy 58 79 0103				255 H Morehead St. 78 67 1218			
								212 A Oakland 89 73 0105				285 A Youngstown St. 80 74 0117			
								-----				286 H Milwaukee 56 54 0124			
								Upcoming Games				291 A Cleveland St. 89 66 0119			
								92 H Northern Ky. 0215				295 H Western Caro. 96 73 1107			
								189 A IUPUI 0203				-----			
								220 A Green Bay 0228				Upcoming Games			
								224 A UIC 0201				192 H Detroit Mercy 0209			
												212 H Oakland 0207			
												285 H Youngstown St. 0223			
												286 A Milwaukee 0302			
												291 H Cleveland St. 0221			

Non-Div I Games: Cedarville 58 39 Northwestern Ohi 91 52

Average NET Win: 261 WON-LOST RECORD ROAD RECORD STRENGTH OF SCHEDULE
Average NET Loss: 122

DIV. I ONLY	8- 11	2- 5	194
DIV. I NON-CONF.	4- 8	0- 4	182
Quadrant 1		Quadrant 2	Quadrant 3
OVERALL	0-2	0-4	2-4
HOME	0-1	0-1	1-1
AWAY	0-1	0-2	0-2
NEUTRAL	0-0	0-1	1-1
NON-CONFERENCE	0-1	0-4	1-2
HOME	0-0	0-1	0-0
AWAY	0-1	0-2	0-1
NEUTRAL	0-0	0-1	1-1
		Quadrant 4	TOTALS
		6-1	8- 11
		4-1	5- 4
		2-0	2- 5
		0-0	1- 2
		3-1	4- 8
		3-1	3- 2
		0-0	0- 4
		0-0	1- 2

Q1: (H:1-30)(N:1-50)(A:1-75) 0-2 overall, 0-1 non_conference					Q2: (H:31-75)(N:51-100)(A:76-135) 0-4 overall, 0-4 non_conference					Q3: (H:76-160)(N:101-200)(A:136-240) 2-4 overall, 1-2 non_conference					Q4: (H:161+)(N:201+)(A:241+) 6-1 overall, 3-1 non_conference								
NET	S	Opponent	Score		NET	S	Opponent	Score		NET	S	Opponent	Score		NET	S	Opponent	Score					
(H 1-15)(N 1-25)(A 1-40)					(H 31-55)(N 51-75)(A 76-100)					(H 76-160)(N 101-200)(A 136-240)					(H:161+)(N:201+)(A:241+)								
-----					-----					-----					-----								
(H 16-30)(N 26-50)(A 41-75)					(H 56-75)(N 76-100)(A 101-135)																		
17	H	Nevada	71	72	0115	57	N	Creighton	82	94	1119	80	H	Fresno St.	53	63	0119	183	H	Pacific	83	71	1222
68	A	Oregon	54	66	1215	87	A	Grand Canyon	67	69	1201	145	A	Loyola Marymount	69	70	1219	283	H	Idaho St.	70	72	1110
-----					-----					-----					-----								
Upcoming Games					Upcoming Games					Upcoming Games					Upcoming Games								
17	A	Nevada	0202		68	H	Oregon	50	62	1229	153	H	UNLV	0206		204	H	Colorado St.	0227				
					119	A	Drake	74	83	1127	153	A	UNLV	0302		221	H	Air Force	0309				
					Upcoming Games					Upcoming Games					Upcoming Games								
					40	H	Utah St.	0223		156	A	San Diego St.	0216		332	H	San Jose St.	0209					
					80	A	Fresno St.	0213		182	A	New Mexico	0306										
										204					A	Colorado St.	0129						

Non-Div I Games: Central Wash 82 62

Average NET Win: 266

WON-LOST

ROAD

STRENGTH

Average NET Loss: 155

RECORD

ROAD RECORD

STRENGTH OF SCHEDULE

DIV. I ONLY		13- 4	4- 4	349	
DIV. I NON-CONF.		9- 3	2- 3	318	
	Quadrant 1	Quadrant 2	Quadrant 3	Quadrant 4	TOTALS
OVERALL	0-1	1-0	2-3	10-0	13- 4
HOME	0-0	1-0	0-0	6-0	7- 0
AWAY	0-1	0-0	2-3	2-0	4- 4
NEUTRAL	0-0	0-0	0-0	2-0	2- 0
NON-CONFERENCE	0-1	1-0	1-2	7-0	9- 3
HOME	0-0	1-0	0-0	4-0	5- 0
AWAY	0-1	0-0	1-2	1-0	2- 3
NEUTRAL	0-0	0-0	0-0	2-0	2- 0

Q1: (H:1-30)(N:1-50)(A:1-75) 0-1 overall, 0-1 non_conference					Q2: (H:31-75)(N:51-100)(A:76-135) 1-0 overall, 1-0 non_conference					Q3: (H:76-160)(N:101-200)(A:136-240) 2-3 overall, 1-2 non_conference					Q4: (H:161+)(N:201+)(A:241+) 10-0 overall, 7-0 non_conference				
NET S Opponent Score (H 1-15)(N 1-25)(A 1-40)	NET S Opponent Score (H 31-55)(N 51-75)(A 76-100)	NET S Opponent Score (H 76-160)(N 101-200)(A 136-240)	NET S Opponent Score (H 161+)(N 201+)(A 241+)		NET S Opponent Score (H 31-55)(N 51-75)(A 76-100)	NET S Opponent Score (H 76-160)(N 101-200)(A 136-240)	NET S Opponent Score (H 161+)(N 201+)(A 241+)			NET S Opponent Score (H 31-55)(N 51-75)(A 76-100)	NET S Opponent Score (H 76-160)(N 101-200)(A 136-240)	NET S Opponent Score (H 161+)(N 201+)(A 241+)							
32 A Washington 63 67 1202	47 H San Francisco 73 71 1229	178 A Cal St. Fullerton 60 81 0124 184 A Omaha 74 85 1219 205 A Rice 99 89 1215 215 A Long Beach St. 82 71 0126 226 A North Dakota St. 63 82 1111	268 H Montana St. 88 69 1117 274 N Portland St. 76 69 1123 280 H UC Riverside 72 64 0112 283 H Idaho St. 84 65 1222 284 H Sacramento St. 75 58 1129 300 A UC Davis 69 58 0117 314 A Wyoming 76 66 1106 321 H Ark.-Pine Bluff 55 45 1208 331 N Idaho 66 55 1124 338 H Cal Poly 65 56 0109		126 A UC Irvine 0216	164 A Hawaii 0202	164 H Hawaii 0221 178 H Cal St. Fullerton 0223 215 H Long Beach St. 0228 270 H CSUN 0206 270 A CSUN 0307 280 A UC Riverside 0214 300 H UC Davis 0209 338 A Cal Poly 0309												
Upcoming Games	Upcoming Games	Upcoming Games	Upcoming Games																

Non-Div I Games: Cal Lutheran	88	32	Bethesda (CA)	109	47
-------------------------------	----	----	---------------	-----	----

Average NET Win: 190 WON-LOST RECORD ROAD RECORD STRENGTH OF SCHEDULE
Average NET Loss: 95

DIV. I ONLY	9- 9	2- 5	68		
DIV. I NON-CONF.	6- 5	1- 3	197		
	Quadrant 1	Quadrant 2	Quadrant 3	Quadrant 4	TOTALS
OVERALL	0-3	1-2	3-4	5-0	9- 9
HOME	0-0	0-0	2-2	4-0	6- 2
AWAY	0-3	1-2	1-0	0-0	2- 5
NEUTRAL	0-0	0-0	0-2	1-0	1- 2
NON-CONFERENCE	0-1	0-2	1-2	5-0	6- 5
HOME	0-0	0-0	0-0	4-0	4- 0
AWAY	0-1	0-2	1-0	0-0	1- 3
NEUTRAL	0-0	0-0	0-2	1-0	1- 2

Q1: (H:1-30)(N:1-50)(A:1-75) 0-3 overall, 0-1 non_conference			Q2: (H:31-75)(N:51-100)(A:76-135) 1-2 overall, 0-2 non_conference			Q3: (H:76-160)(N:101-200)(A:136-240) 3-4 overall, 1-2 non_conference			Q4: (H:161+)(N:201+)(A:241+) 5-0 overall, 5-0 non_conference		
NET S Opponent Score (H 1-15)(N 1-25)(A 1-40)			NET S Opponent Score (H 31-55)(N 51-75)(A 76-100)			NET S Opponent Score (H 76-160)(N 101-200)(A 136-240)			NET S Opponent Score (H 161-200)(N 201-240)(A 241-280)		
20 A Buffalo 64 88 0112			86 A Xavier 55 82 1128			114 N Montana 71 73 1117			179 H Evansville 70 67 1230		
(H 16-30)(N 26-50)(A 41-75)			92 A Northern Ky. 66 72 1216			121 H Northern Ill. 70 83 0108			222 H Army West Point 85 55 1124		
50 A Butler 68 90 1110			95 A Ball St. 71 65 0122			131 H Bowling Green 67 53 0126			226 N North Dakota St. 89 78 1116		
63 A Toledo 59 71 0115			(H 56-75)(N 76-100)(A 101-135)			137 H Central Mich. 77 84 0105			230 H Purdue Fort Wayne 85 79 1208		
Upcoming Games			Upcoming Games			141 H Akron 68 61 0119			337 H South Carolina St. 79 55 1220		
20 H Buffalo 0302			63 H Toledo 0129			146 A Wright St. 65 62 1205			Upcoming Games		
			131 A Bowling Green 0226			168 N Pepperdine 80 86 1118			165 H Ohio 0209		
						Upcoming Games			269 A Western Mich. 0216		
						95 H Ball St. 0219					
						138 A Kent St. 0205					
						138 H Kent St. 0305					
						141 A Akron 0223					
						165 A Ohio 0308					
						169 A Eastern Mich. 0202					

Non-Div I Games: Midway	91	42	Wilberforce	88	57
-------------------------	----	----	-------------	----	----

Average NET Win:	217	WON-LOST RECORD	ROAD RECORD	STRENGTH OF SCHEDULE
Average NET Loss:	116			

DIV. I ONLY	9- 8	3- 3	175	
DIV. I NON-CONF.	3- 6	2- 1	116	
<hr/>				
	Quadrant 1	Quadrant 2	Quadrant 3	Quadrant 4
OVERALL	0-2	0-2	2-3	7-1
HOME	0-1	0-0	2-1	3-0
AWAY	0-1	0-1	0-0	3-1
NEUTRAL	0-0	0-1	0-2	1-0
NON-CONFERENCE	0-2	0-1	0-3	3-0
HOME	0-1	0-0	0-1	0-0
AWAY	0-1	0-0	0-0	2-0
NEUTRAL	0-0	0-1	0-2	1-0
				TOTALS
				9- 8
				5- 2
				3- 3
				1- 3
				3- 6
				0- 2
				2- 1
				1- 3

Q1: (H:1-30)(N:1-50)(A:1-75) 0-2 overall, 0-2 non_conference		Q2: (H:31-75)(N:51-100)(A:76-135) 0-2 overall, 0-1 non_conference		Q3: (H:76-160)(N:101-200)(A:136-240) 2-3 overall, 0-3 non_conference		Q4: (H:161+)(N:201+)(A:241+) 7-1 overall, 3-0 non_conference	
NET S Opponent Score (H 1-15)(N 1-25)(A 1-40)		NET S Opponent Score (H 31-55)(N 51-75)(A 76-100)		NET S Opponent Score (H 76-100)(N 101-125)(A 126-150)		NET S Opponent Score (H 161-200)(N 201-240)(A 241-280)	
----- (H 16-30)(N 26-50)(A 41-75)		----- (H 56-75)(N 76-100)(A 101-135)		----- (H 101-125)(N 126-150)(A 151-175)		----- (H 201-240)(N 241-280)(A 281-320)	
23 H Oklahoma 67 87 1112		69 N Arkansas 67 79 1215		94 H Texas St. 68 69 1201		205 H Rice 95 79 0110	
70 A Oklahoma St. 60 82 1114		134 A UAB 73 83 0119		97 H North Texas 76 74 0112		242 A A&M-Corpus Christi 64 50 1220	
----- Upcoming Games		----- Upcoming Games		102 H Old Dominion 74 73 0126		249 H UTEP 75 60 0103	
		107 A Louisiana Tech 0216		105 N South Dakota St. 79 99 1120		249 A UTEP 67 63 0105	
		124 A Southern Miss. 0214		126 N UC Irvine 56 65 1119		250 N FGCU 76 65 1121	
		128 A Western Ky. 0131		----- Upcoming Games		254 H Charlotte 88 43 0124	
				140 A Marshall 0202		302 A Houston Baptist 86 82 1126	
						306 A Middle Tenn. 86 89 0117	
						----- Upcoming Games	
						175 H Fla. Atlantic 0209	
						201 H FIU 0207	

U
T
S
A

Non-Div I Games:	St Edward's	76 77	Mid-Amer Christi	104 74	Bethany (KS)	101 77	Southeastern Okla	70 67
------------------	-------------	-------	------------------	--------	--------------	--------	-------------------	-------

Average NET Win: 276

WON-LOST
RECORD

ROAD
RECORD

STRENGTH
OF SCHEDULE

Average NET Loss: 120

DIV. I ONLY		10- 8		2- 7		213	
DIV. I NON-CONF.		6- 5		2- 5		251	
Quadrant 1		Quadrant 2		Quadrant 3		Quadrant 4	
OVERALL	0-4		0-2		0-0		10-2
HOME	0-0		0-0		0-0		8- 1
AWAY	0-4		0-2		0-0		2- 7
NEUTRAL	0-0		0-0		0-0		0- 0
NON-CONFERENCE	0-4		0-0		0-0		6- 5
HOME	0-0		0-0		0-0		4- 0
AWAY	0-4		0-0		0-0		2- 5
NEUTRAL	0-0		0-0		0-0		0- 0

Q1: (H:1-30)(N:1-50)(A:1-75) 0-4 overall, 0-4 non_conference						Q2: (H:31-75)(N:51-100)(A:76-135) 0-2 overall, 0-0 non_conference						Q3: (H:76-160)(N:101-200)(A:136-240) 0-0 overall, 0-0 non_conference						Q4: (H:161+)(N:201+)(A:241+) 10-2 overall, 6-1 non_conference					
NET	S	Opponent	Score			NET	S	Opponent	Score			NET	S	Opponent	Score			NET	S	Opponent	Score		
(H 1-15)(N 1-25)(A 1-40)						(H 31-55)(N 51-75)(A 76-100)						-----						Upcoming Games					
3	A	Michigan St.	59	80	1114	-----						130	A	Georgia St.	73	74	0112	181	H	Louisiana	99	95	0119
16	A	LSU	69	81	1228	(H 56-75)(N 76-100)(A 101-135)						133	H	Ga. Southern	0208	197	H	Troy	75	69	0124		
36	A	Ole Miss	60	83	1201							166	A	Coastal Caro.	0131	237	H	Arkansas St.	85	75	0105		
-----												181	A	Louisiana	0216	246	H	Little Rock	97	84	0103		
(H 16-30)(N 26-50)(A 41-75)												191	A	UT Arlington	0223	264	H	South Alabama	72	78	0126		
45	A	Texas	55	65	1112	Upcoming Games						237	A	Arkansas St.	0307	276	H	SFA	74	58	1215		
-----						94						A	Texas St.	0221	308	H	Grambling	72	67	1211			
Upcoming Games																		309	H	Nicholls St.	95	68	1218
																		320	A	Jackson St.	75	66	1106
																		334	A	Tennessee Tech	73	79	1123
																		339	A	Northwestern St.	80	52	1127
																		346	H	Coppin St.	80	63	1221

																		Upcoming Games					
																		166	H	Coastal Caro.			0302
																		246	A	Little Rock			0309
																		262	A	Appalachian St.			0202
																		262	H	Appalachian St.			0228

Non-Div I Games: Millsans

94 52

Average NET Win: 202

WON-LOST RECORD

ROAD RECORD

STRENGTH OF SCHEDULE

Average NET Loss: 117

DIV. I ONLY	7- 7	3- 6	106		
DIV. I NON-CONF.	6- 6	3- 5	100		
<hr/>					
	Quadrant 1	Quadrant 2	Quadrant 3	Quadrant 4	TOTALS
OVERALL	1-2	0-2	2-2	4-1	7- 7
HOME	0-0	0-0	0-1	3-0	3- 1
AWAY	1-2	0-2	1-1	1-1	3- 6
NEUTRAL	0-0	0-0	1-0	0-0	1- 0
NON-CONFERENCE	1-2	0-2	2-1	3-1	6- 6
HOME	0-0	0-0	0-1	2-0	2- 1
AWAY	1-2	0-2	1-0	1-1	3- 5
NEUTRAL	0-0	0-0	1-0	0-0	1- 0

Q1: (H:1-30)(N:1-50)(A:1-75) 1-2 overall, 1-2 non_conference		Q2: (H:31-75)(N:51-100)(A:76-135) 0-2 overall, 0-2 non_conference		Q3: (H:76-160)(N:101-200)(A:136-240) 2-2 overall, 2-1 non_conference		Q4: (H:161+)(N:201+)(A:241+) 4-1 overall, 3-1 non_conference	
NET S Opponent Score (H 1-15)(N 1-25)(A 1-40)		NET S Opponent Score (H 31-55)(N 51-75)(A 76-100)		NET S Opponent Score (H 76-100)(N 101-125)(A 126-150)		NET S Opponent Score (H 161-180)(N 181-200)(A 201-240)	
9 A North Carolina 57 77 0102		76 A Vermont 65 71 1208		115 H Northeastern 71 81 1109		193 H Holy Cross 73 62 1128	
				176 N Mercer 71 67 1229		194 H Dartmouth 64 59 0126	
				194 A Dartmouth 63 81 0112		258 A Siena 64 67 1201	
				206 A Massachusetts 74 71 1113		259 H George Washington 75 61 1222	
						330 A Howard 84 71 0121	
				Upcoming Games		Upcoming Games	
47 A San Francisco 57 61 1121		117 A Rhode Island 74 76 1116		83 H Penn 0301		170 H Princeton 0302	
54 A Saint Mary's (CA) 74 68 1124				125 H Brown 0202		234 H Cornell 0209	
				170 A Princeton 0215		235 H Columbia 0208	
				234 A Cornell 0308			
				235 A Columbia 0309			
Upcoming Games		Upcoming Games					
65 A Yale 0223		65 H Yale 0201					
		83 A Penn 0216					
		125 A Brown 0222					

Non-Div I Games: MIT 78 66

Average NET Win: 222

WON-LOST RECORD

ROAD RECORD

STRENGTH OF SCHEDULE

Average NET Loss: 151

DIV. I ONLY		11- 8	2- 3	216
DIV. I NON-CONF.		6- 6	1- 1	123
Quadrant 1		Quadrant 2	Quadrant 3	Quadrant 4
OVERALL	0-1	0-1	3-5	8-1
HOME	0-1	0-0	0-1	8-1
AWAY	0-0	0-1	2-2	0-0
NEUTRAL	0-0	0-0	1-2	0-0
NON-CONFERENCE	0-1	0-1	2-3	4-1
HOME	0-1	0-0	0-1	4-1
AWAY	0-0	0-1	1-0	0-0
NEUTRAL	0-0	0-0	1-2	0-0
				TOTALS
				11- 8
				8- 3
				2- 3
				1- 2
				6- 6
				4- 3
				1- 1
				1- 2

Q1: (H:1-30)(N:1-50)(A:1-75) 0-1 overall, 0-1 non_conference			Q2: (H:31-75)(N:51-100)(A:76-135) 0-1 overall, 0-1 non_conference			Q3: (H:76-160)(N:101-200)(A:136-240) 3-5 overall, 2-3 non_conference			Q4: (H:161+)(N:201+)(A:241+) 8-1 overall, 4-1 non_conference		
NET S Opponent Score			NET S Opponent Score			NET S Opponent Score			NET S Opponent Score		
(H 1-15)(N 1-25)(A 1-40)			(H 31-55)(N 51-75)(A 76-100)			(H 76-160)(N 101-200)(A 136-240)			(H:161+)(N:201+)(A:241+)		
-----			-----			-----			-----		
(H 16-30)(N 26-50)(A 41-75)			(H 56-75)(N 76-100)(A 101-135)			(H 76-160)(N 101-200)(A 136-240)			(H:161+)(N:201+)(A:241+)		
26 H Cincinnati 61 65 1201			116 A Illinois 74 77 1208			111 N BYU 92 90 1215			182 H New Mexico 74 58 0122		
-----			-----			145 H Loyola Marymount 50 61 1110			183 H Pacific 96 70 1120		
Upcoming Games			Upcoming Games			156 A San Diego St. 77 94 0126			187 H Valparaiso 64 72 1128		
17 H Nevada 0129						164 A Hawaii 73 59 1222			204 H Colorado St. 78 76 0102		
17 A Nevada 0227						177 N Bucknell 72 97 1225			212 H Oakland 74 61 1116		
40 A Utah St. 0202						180 N Indiana St. 79 84 1223			273 H Southern Utah 76 71 1123		
						182 A New Mexico 80 69 0108			280 H UC Riverside 72 51 1113		
						221 A Air Force 88 *** 0116			314 H Wyoming 68 56 0105		
						Upcoming Games			332 H San Jose St. 94 56 0119		
						80 H Fresno St. 0209			Upcoming Games		
						147 A Boise St. 0206			221 H Air Force 0212		
						147 H Boise St. 0302			314 A Wyoming 0219		
						156 H San Diego St. 0223			332 A San Jose St. 0216		
						204 A Colorado St. 0309					

Non-Div I Games:

DIV. I ONLY		10- 10	4- 4	101	
DIV. I NON-CONF.		7- 6	3- 2	67	
	Quadrant 1	Quadrant 2	Quadrant 3	Quadrant 4	TOTALS
OVERALL	0-3	0-2	4-1	6-4	10- 10
HOME	0-1	0-1	1-0	4-3	5- 5
AWAY	0-2	0-1	2-1	2-0	4- 4
NEUTRAL	0-0	0-0	1-0	0-1	1- 1
NON-CONFERENCE	0-3	0-1	3-0	4-2	7- 6
HOME	0-1	0-1	1-0	2-1	3- 3
AWAY	0-2	0-0	1-0	2-0	3- 2
NEUTRAL	0-0	0-0	1-0	0-1	1- 1

NET S Opponent Score					NET S Opponent Score					NET S Opponent Score					NET S Opponent Score																			
(H 1-15)(N 1-25)(A 1-40)					(H 31-55)(N 51-75)(A 76-100)					(H 84-108)(N 109-132)(A 133-157)					(H 161-185)(N 186-210)(A 211-235)																			
7	A	Kentucky	59	71	1109	53	H	Murray St.	52	80	1212	84	H	Saint Louis	61	56	1205	161	H	Winthrop	71	79	1222											
20	A	Buffalo	65	73	1215							104	N	Tulsa	79	69	1123	163	H	Missouri St.	75	70	0102											
-----					(H 56-75)(N 76-100)(A 101-135)					-----					58					51	0105	187	H	Valparaiso	61	65	0112							
(H 16-30)(N 26-50)(A 41-75)										200					A	Illinois St.	58	59	0115	198	H	UNI	70	62	0123									
20	H	Buffalo	53	62	1112	119	A	Drake	70	82	0108	204	A	Colorado St.	82	67	1127	206	N	Massachusetts	62	84	1122											
-----					Upcoming Games					Upcoming Games					-----					219					H	Bradley	54	57	0120					
Upcoming Games					132					A	Loyola Chicago	0127	119					H	Drake			0212	311	A	Southeast Mo. St.	83	73	1208						
										163					A	Loyola Chicago			0224	321	H	Ark.-Pine Bluff	78	48	1117									
										179					A	Missouri St.			0206	327	A	SIUE	82	61	1201									
										180					A	Evansville			0227	330	H	Howard	83	69	1119									
										180					A	Indiana St.			0216	-----					Upcoming Games									
										187					A	Valparaiso			0220	179					H	Evansville			0209					
										219					A	Bradley			0202	180					H	Indiana St.			0130					
																									200					H	Illinois St.			0302

Loss Non-Conf H - HOME A-AWAY N-NEUTRAL

Average NET Win: 219

WON-LOST RECORD

ROAD RECORD

STRENGTH OF SCHEDULE

Average NET Loss: 120

DIV. I ONLY	10- 8	1- 4	160
DIV. I NON-CONF.	7- 5	1- 1	137
Quadrant 1		Quadrant 2	Quadrant 3
OVERALL	0-2	1-1	3-4
HOME	0-0	0-0	2-2
AWAY	0-0	0-1	1-2
NEUTRAL	0-2	1-0	0-0
NON-CONFERENCE	0-2	1-0	2-2
HOME	0-0	0-0	1-2
AWAY	0-0	0-0	1-0
NEUTRAL	0-2	1-0	0-0
		Quadrant 4	TOTALS
		6-1	10- 8
		6-0	8- 2
		0-1	1- 4
		0-0	1- 2
		4-1	7- 5
		4-0	5- 2
		0-1	1- 1
		0-0	1- 2

Q1: (H:1-30)(N:1-50)(A:1-75) 0-2 overall, 0-2 non_conference						Q2: (H:31-75)(N:51-100)(A:76-135) 1-1 overall, 1-0 non_conference						Q3: (H:76-160)(N:101-200)(A:136-240) 3-4 overall, 2-2 non_conference						Q4: (H:161+)(N:201+)(A:241+) 6-1 overall, 4-1 non_conference					
NET	S	Opponent	Score			NET	S	Opponent	Score			NET	S	Opponent	Score			NET	S	Opponent	Score		
(H 1-15)(N 1-25)(A 1-40)						(H 31-55)(N 51-75)(A 76-100)						(H 76-160)(N 101-200)(A 136-240)						(H:161+)(N:201+)(A:241+)					
4	N	Duke	64	90	1119	80	A	Fresno St.	62	66	0122	100	H	San Diego	61	73	1205	182	H	New Mexico	97	77	0115
13	N	Iowa St.	57	87	1121	-----						111	H	BYU	90	81	1222	229	H	Texas Southern	103	64	1114
(H 16-30)(N 26-50)(A 41-75)						(H 56-75)(N 76-100)(A 101-135)						125	H	Brown	61	82	1229	267	A	California	83	89	1208
-----						86	N	Xavier	79	74	1120	147	A	Boise St.	64	88	0105	270	H	CSUN	65	60	0101
Upcoming Games						Upcoming Games						153	H	UNLV	94	77	0126	314	H	Wyoming	84	54	0108
17	H	Nevada	0220			40	H	Utah St.	0209			200	A	Illinois St.	75	65	1201	320	H	Jackson St.	87	44	1127
17	A	Nevada	0309									221	A	Air Force	48	62	0112	321	H	Ark.-Pine Bluff	76	60	1106
40	A	Utah St.	0226									80	H	Fresno St.	0306			Upcoming Games					
												147	H	Boise St.	0216			221	H	Air Force	0130		
												153	A	UNLV	0216			332	A	San Jose St.	0202		
												182	A	New Mexico	0205			332	H	San Jose St.	0302		
												204	A	Colorado St.	0212								

Non-Div I Games: Cal St Dom Hills 99 46

Average NET Win: 259 WON-LOST RECORD ROAD RECORD STRENGTH OF SCHEDULE
Average NET Loss: 129

DIV. I ONLY	11- 7	4- 3	225			
DIV. I NON-CONF.	4- 5	0- 2	106			
<hr/>						
	Quadrant 1	Quadrant 2	Quadrant 3	Quadrant 4	TOTALS	
OVERALL	0-1	0-3	2-2	9-1	11- 7	
HOME	0-0	0-0	1-1	4-1	5- 2	
AWAY	0-0	0-3	0-0	4-0	4- 3	
NEUTRAL	0-1	0-0	1-1	1-0	2- 2	
NON-CONFERENCE	0-1	0-2	2-2	2-0	4- 5	
HOME	0-0	0-0	1-1	1-0	2- 1	
AWAY	0-0	0-2	0-0	0-0	0- 2	
NEUTRAL	0-1	0-0	1-1	1-0	2- 2	

Q1: (H:1-30)(N:1-50)(A:1-75) 0-1 overall, 0-1 non_conference		Q2: (H:31-75)(N:51-100)(A:76-135) 0-3 overall, 0-2 non_conference		Q3: (H:76-160)(N:101-200)(A:136-240) 2-2 overall, 2-2 non_conference		Q4: (H:161+)(N:201+)(A:241+) 9-1 overall, 2-0 non_conference	
NET S Opponent Score (H 1-15)(N 1-25)(A 1-40)		NET S Opponent Score (H 31-55)(N 51-75)(A 76-100)		NET S Opponent Score (H 76-100)(N 101-135)(A 136-160)		NET S Opponent Score (H 161-200)(N 201-240)(A 241-280)	
----- (H 16-30)(N 26-50)(A 41-75)		80 A Fresno St. 52 71 1205		111 H BYU 113 *** 1201		173 H Northern Colo. 78 64 0119	
40 N Utah St. 67 76 1208		100 A San Diego 66 83 1106		127 H Utah Valley 63 75 1215		268 A Montana St. 93 84 0124	
----- Upcoming Games		----- (H 56-75)(N 76-100)(A 101-135)		137 N Central Mich. 78 76 1116		273 H Southern Utah 82 90 0105	
		114 A Montana 68 75 0126		171 N CSU Bakersfield 67 68 1118		274 A Portland St. 95 88 0112	
		----- Upcoming Games		----- Upcoming Games		283 H Idaho St. 76 59 0117	
				114 H Montana 0214		288 H Northern Ariz. 77 52 0103	
				173 A Northern Colo. 0228		305 A Eastern Wash. 84 72 1229	
						331 A Idaho 93 87 1231	
						332 N San Jose St. 85 77 1115	
						351 H Delaware St. 83 69 1222	
						----- Upcoming Games	
						268 H Montana St. 0216	
						273 A Southern Utah 0207	
						274 H Portland St. 0131	
						283 A Idaho St. 0304	
						284 H Sacramento St. 0202	
						284 A Sacramento St. 0221	
						288 A Northern Ariz. 0209	
						305 H Eastern Wash. 0309	
						331 H Idaho 0307	

Non-Div I Games: Benedictine Mesa 100 61 Bethesda (CA) 123 53

Average NET Win: 218 WON-LOST RECORD ROAD RECORD STRENGTH OF SCHEDULE
Average NET Loss: 86

DIV. I ONLY	14- 6	2- 2	198		
DIV. I NON-CONF.	9- 4	0- 1	275		

	Quadrant 1	Quadrant 2	Quadrant 3	Quadrant 4	TOTALS
OVERALL	0-1	0-3	4-2	10-0	14- 6
HOME	0-0	0-1	2-2	9-0	11- 3
AWAY	0-1	0-1	1-0	1-0	2- 2
NEUTRAL	0-0	0-1	1-0	0-0	1- 1
NON-CONFERENCE	0-0	0-2	2-2	7-0	9- 4
HOME	0-0	0-0	1-2	7-0	8- 2
AWAY	0-0	0-1	0-0	0-0	0- 1
NEUTRAL	0-0	0-1	1-0	0-0	1- 1

Q1: (H:1-30)(N:1-50)(A:1-75) 0-1 overall, 0-0 non_conference		Q2: (H:31-75)(N:51-100)(A:76-135) 0-3 overall, 0-2 non_conference		Q3: (H:76-160)(N:101-200)(A:136-240) 4-2 overall, 2-2 non_conference		Q4: (H:161+)(N:201+)(A:241+) 10-0 overall, 7-0 non_conference	
NET S Opponent Score (H 1-15)(N 1-25)(A 1-40)		NET S Opponent Score (H 31-55)(N 51-75)(A 76-100)		NET S Opponent Score (H 76-100)(N 101-135)(A 136-160)		NET S Opponent Score (H 161-200)(N 201-240)(A 241-275)	
----- (H 16-30)(N 26-50)(A 41-75)		----- (H 56-75)(N 76-100)(A 101-135)		----- Upcoming Games		----- Upcoming Games	
66 A Davidson 61 65 0105		55 H VCU 74 80 0126		84 H Saint Louis 77 73 0123		172 H Saint Joseph's 85 84 0112	
-----		61 N Pittsburgh 53 74 1130		85 H Penn St. 67 73 1219		216 H William & Mary 84 70 1110	
Upcoming Games		91 A Notre Dame 56 67 1120		110 N Radford 69 64 1117		218 H UMass Lowell 83 71 1125	
		-----		140 H Marshall 93 82 1205		224 H UIC 89 88 1112	
		Upcoming Games		160 H NJIT 67 78 1231		225 H Eastern Ky. 85 84 1222	
		84 A Saint Louis 0306		213 A Richmond 74 68 0116		245 H Fordham 66 61 0109	
		96 A Dayton 0202		-----		259 A George Washington 91 85 0120	
		129 A George Mason 0223		Upcoming Games		260 H Longwood 80 71 1209	
				96 H Dayton 0309		335 H Maine 72 46 1216	
				117 H Rhode Island 0130		352 H UMES 72 57 1213	
				162 A St. Bonaventure 0227		-----	
						Upcoming Games	
						162 H St. Bonaventure 0206	
						206 H Massachusetts 0302	
						245 A Fordham 0209	
						252 A La Salle 0213	
						259 H George Washington 0216	

Non-Div I Games:

Average NET Win: 268

WON-LOST
RECORD

ROAD
RECORD

STRENGTH
OF SCHEDULE

Average NET Loss: 130

DIV. I ONLY		10- 8	4- 7	181
DIV. I NON-CONF.		5- 7	1- 6	90
Quadrant 1		Quadrant 2	Quadrant 3	Quadrant 4
OVERALL	0-3	0-2	2-2	8-1
HOME	0-0	0-0	0-0	5-0
AWAY	0-3	0-2	1-2	3-0
NEUTRAL	0-0	0-0	1-0	0-1
NON-CONFERENCE	0-3	0-2	1-1	4-1
HOME	0-0	0-0	0-0	3-0
AWAY	0-3	0-2	0-1	1-0
NEUTRAL	0-0	0-0	1-0	0-1
				TOTALS
				10- 8
				5- 0
				4- 7
				1- 1
				5- 7
				3- 0
				1- 6
				1- 1

Q1: (H:1-30)(N:1-50)(A:1-75) 0-3 overall, 0-3 non_conference			Q2: (H:31-75)(N:51-100)(A:76-135) 0-2 overall, 0-2 non_conference			Q3: (H:76-160)(N:101-200)(A:136-240) 2-2 overall, 1-1 non_conference			Q4: (H:161+)(N:201+)(A:241+) 8-1 overall, 4-1 non_conference		
NET S Opponent Score (H 1-15)(N 1-25)(A 1-40)			NET S Opponent Score (H 31-55)(N 51-75)(A 76-100)			NET S Opponent Score (H 76-100)(N 101-135)(A 136-160)			NET S Opponent Score (H 161-200)(N 201-240)(A 241-280)		
34 A UCF 70 84 1106			----- (H 56-75)(N 76-100)(A 101-135)			173 N Northern Colo. 74 67 1222			231 H Robert Morris 69 50 1215		
----- (H 16-30)(N 26-50)(A 41-75)			101 A West Virginia 78 92 1128			203 A Washington St. 80 94 1217			248 H Norfolk St. 81 71 1212		
46 A Hofstra 73 89 1208			----- Upcoming Games			211 A Iona 71 77 0125			261 H Quinnipiac 72 67 0105		
55 A VCU 79 90 1230						240 A Canisius 82 73 0111			266 A Wagner 89 65 1124		
----- Upcoming Games						Upcoming Games			270 N CSUN 80 81 1223		
									281 A Fairfield 83 82 0103		
									296 A Niagara 104 84 0113		
									336 H Manhattan 60 47 0119		
									346 H Coppin St. 87 67 1119		
									----- Upcoming Games		
									211 H Iona 0301		
									240 H Canisius 0208		
									258 H Siena 0210		
									261 A Quinnipiac 0212		
									282 H Marist 0127		
									282 A Marist 0303		
									296 H Niagara 0222		
									297 A Monmouth 0202		
									297 H Monmouth 0215		
									316 H Saint Peter's 0131		
									316 A Saint Peter's 0217		
									336 A Manhattan 0205		

Non-Div I Games:

Average NET Win: 284 WON-LOST ROAD STRENGTH
Average NET Loss: 104 RECORD RECORD OF SCHEDULE

DIV. I ONLY	11- 7	6- 5	313
DIV. I NON-CONF.	5- 5	3- 4	186
Quadrant 1		Quadrant 2	Quadrant 3
OVERALL	0-3	0-2	1-1
HOME	0-0	0-1	0-0
AWAY	0-3	0-1	1-1
NEUTRAL	0-0	0-0	0-0
NON-CONFERENCE	0-3	0-2	1-0
HOME	0-0	0-1	0-0
AWAY	0-3	0-1	1-0
NEUTRAL	0-0	0-0	0-0
		Quadrant 4	TOTALS
		10-1	11- 7
		5-1	5- 2
		5-0	6- 5
		0-0	0- 0
		4-0	5- 5
		2-0	2- 1
		2-0	3- 4
		0-0	0- 0

Q1: (H:1-30)(N:1-50)(A:1-75) 0-3 overall, 0-3 non_conference		Q2: (H:31-75)(N:51-100)(A:76-135) 0-2 overall, 0-2 non_conference		Q3: (H:76-160)(N:101-200)(A:136-240) 1-1 overall, 1-0 non_conference		Q4: (H:161+)(N:201+)(A:241+) 10-1 overall, 4-0 non_conference	
NET S Opponent Score		NET S Opponent Score		NET S Opponent Score		NET S Opponent Score	
(H 1-15)(N 1-25)(A 1-40)		(H 31-55)(N 51-75)(A 76-100)		(H 76-160)(N 101-200)(A 136-240)		(H 161-300)(N 201-300)(A 241-300)	
7 A Kentucky 74 87 1121		93 A Vanderbilt 79 92 1106		155 A Southern Ill. 79 71 1222		190 H Gardner-Webb 97 88 0124	
35 A Florida St. 76 87 0101		-----		195 A Presbyterian 91 99 0126		238 H Prairie View 76 62 1229	
(H 16-30)(N 26-50)(A 41-75)		(H 56-75)(N 76-100)(A 101-135)		-----		239 H High Point 80 63 0112	
66 A Davidson 81 99 1204		71 H ETSU 74 76 1117		Upcoming Games		256 A Campbell 90 86 0110	
Upcoming Games		-----		110 H Radford 0202		260 H Longwood 61 75 0116	
		110 A Radford 0221		190 A Gardner-Webb 0216		327 A SIUE 94 82 1110	
						329 A USC Upstate 82 72 0119	
						334 A Tennessee Tech 82 70 1128	
						352 H UMES 88 74 1220	
						353 A UNC Asheville 80 65 0105	
						353 H UNC Asheville 66 45 0121	

						Upcoming Games	
						195 H Presbyterian 0213	
						253 H Hampton 0209	
						253 A Hampton 0228	
						271 A Charleston So. 0207	
						271 H Charleston So. 0223	

W
i
n
t
h
r
o
p

W
i
n
t
h
r
o
p

Non-Div I Games:	Warren Wilson	116 76	Hiwassee	109 66	Pfeiffer	134 99
------------------	---------------	--------	----------	--------	----------	--------

Average NET Win:	251	WON-LOST	ROAD	STRENGTH
Average NET Loss:	124	RECORD	RECORD	OF SCHEDULE

DIV. I ONLY	8- 12	2- 6	137
DIV. I NON-CONF.	4- 9	0- 4	139
Quadrant 1		Quadrant 2	Quadrant 3
OVERALL	0-2	0-4	2-4
HOME	0-1	0-0	0-1
AWAY	0-1	0-4	2-0
NEUTRAL	0-0	0-0	0-3
NON-CONFERENCE	0-2	0-2	0-3
HOME	0-1	0-0	0-0
AWAY	0-1	0-2	0-0
NEUTRAL	0-0	0-0	0-3
		Quadrant 4	TOTALS
		6-2	8- 12
		6-1	6- 3
		0-1	2- 6
		0-0	0- 3
		4-2	4- 9
		4-1	4- 2
		0-1	0- 4
		0-0	0- 3

Q1: (H:1-30)(N:1-50)(A:1-75) 0-2 overall, 0-2 non_conference					Q2: (H:31-75)(N:51-100)(A:76-135) 0-4 overall, 0-2 non_conference					Q3: (H:76-160)(N:101-200)(A:136-240) 2-4 overall, 0-3 non_conference					Q4: (H:161+)(N:201+)(A:241+) 6-2 overall, 4-2 non_conference								
NET	S	Opponent	Score		NET	S	Opponent	Score		NET	S	Opponent	Score		NET	S	Opponent	Score					
(H 1-15)(N 1-25)(A 1-40)					(H 31-55)(N 51-75)(A 76-100)					(H 76-160)(N 101-200)(A 136-240)					(H:161+)(N:201+)(A:241+)								
-----					-----					-----					-----								
(H 16-30)(N 26-50)(A 41-75)					(H 56-75)(N 76-100)(A 101-135)																		
20	H	Buffalo	62	80	1208	76	A	Vermont	76	83	1218	96	H	Dayton	86	89	0119	172	H	Saint Joseph's	73	47	0109
49	A	Syracuse	48	81	1229						130	N	Georgia St.	65	75	1119	177	H	Bucknell	85	88	1107	
-----										141	N	Akron	49	61	1121	240	H	Canisius	70	55	1128		
Upcoming Games										147	N	Boise St.	52	72	1120	245	H	Fordham	71	64	0112		
66	A	Davidson		0306						206	A	Massachusetts	65	51	0123	258	H	Siena	82	40	1205		
										213	A	Richmond	66	57	0126	296	A	Niagara	72	80	1112		
										Upcoming Games													
										84	H	Saint Louis			0309	320	H	Jackson St.	67	36	1110		
										129	H	George Mason			0217	351	H	Delaware St.	90	61	1201		
										158	A	Duquesne			0206	Upcoming Games							
										158	H	Duquesne			0227	245	A	Fordham			0223		
										172	A	Saint Joseph's			0212	252	H	La Salle			0220		
															259	A	George Washington			0302			

S
t
.
B
o
n
a
v
e
n
t
u
r
e

S
t
.
B
o
n
a
v
e
n
t
u
r
e

Non-Div I Games:

Average NET Win: 231

WON-LOST RECORD

ROAD RECORD

STRENGTH OF SCHEDULE

Average NET Loss: 141

DIV. I ONLY		9- 11	2- 7	183
DIV. I NON-CONF.		5- 7	0- 5	254
Quadrant 1		Quadrant 2	Quadrant 3	Quadrant 4
OVERALL	0-2	0-3	4-4	5-2
HOME	0-0	0-0	2-0	5-2
AWAY	0-1	0-2	2-4	0-0
NEUTRAL	0-1	0-1	0-0	0-0
NON-CONFERENCE	0-2	0-2	1-3	4-0
HOME	0-0	0-0	1-0	4-0
AWAY	0-1	0-1	0-3	0-0
NEUTRAL	0-1	0-1	0-0	0-0
				TOTALS
				9- 11
				7- 2
				2- 7
				0- 2
				5- 7
				5- 0
				0- 5
				0- 2

Q1: (H:1-30)(N:1-50)(A:1-75) 0-2 overall, 0-2 non_conference				Q2: (H:31-75)(N:51-100)(A:76-135) 0-3 overall, 0-2 non_conference				Q3: (H:76-160)(N:101-200)(A:136-240) 4-4 overall, 1-3 non_conference				Q4: (H:161+)(N:201+)(A:241+) 5-2 overall, 4-0 non_conference			
NET S Opponent Score				NET S Opponent Score				NET S Opponent Score				NET S Opponent Score			
(H 1-15)(N 1-25)(A 1-40)				(H 31-55)(N 51-75)(A 76-100)				(H 76-160)(N 101-200)(A 136-240)				(H:161+)(N:201+)(A:241+)			
24 N Nebraska 62 85 1119				75 N Southern California 80 99 1120				128 H Western Ky. 84 78 1205				179 H Evansville 64 70 0116			
				77 A Oregon St. 77 101 1201				132 H Loyola Chicago 70 35 0123				187 H Valparaiso 66 82 0105			
(H 16-30)(N 26-50)(A 41-75)								155 A Southern Ill. 70 75 0102				219 H Bradley 55 37 0126			
53 A Murray St. 66 77 1124				(H 56-75)(N 76-100)(A 101-135)				180 A Indiana St. 72 57 0108				231 H Robert Morris 74 60 1109			
Upcoming Games				119 A Drake 63 74 0120				219 A Bradley 69 64 0112				304 H Oral Roberts 84 50 1106			
				Upcoming Games				221 A Air Force 69 88 1128				321 H Ark.-Pine Bluff 93 72 1222			
				132 A Loyola Chicago 0217				226 A North Dakota St. 67 74 1215				349 H Stetson 83 70 1111			
								237 A Arkansas St. 63 71 1218				Upcoming Games			
								Upcoming Games				180 H Indiana St. 0223			
								119 H Drake 0302				198 H UNI 0220			
								155 H Southern Ill. 0206				200 H Illinois St. 0210			
								179 A Evansville 0213							
								187 A Valparaiso 0129							
								198 A UNI 0202							
								200 A Illinois St. 0227							

Non-Div I Games: William Woods 110 56

Average NET Win:	236	WON-LOST	ROAD	STRENGTH
Average NET Loss:	128	RECORD	RECORD	OF SCHEDULE

DIV. I ONLY	10- 7	1- 2	238		
DIV. I NON-CONF.	7- 5	0- 1	192		

	Quadrant 1	Quadrant 2	Quadrant 3	Quadrant 4	TOTALS
OVERALL	0-0	1-3	2-3	7-1	10- 7
HOME	0-0	0-0	2-3	6-0	8- 3
AWAY	0-0	0-1	0-0	1-1	1- 2
NEUTRAL	0-0	1-2	0-0	0-0	1- 2
NON-CONFERENCE	0-0	1-3	2-2	4-0	7- 5
HOME	0-0	0-0	2-2	4-0	6- 2
AWAY	0-0	0-1	0-0	0-0	0- 1
NEUTRAL	0-0	1-2	0-0	0-0	1- 2

Q1: (H:1-30)(N:1-50)(A:1-75) 0-0 overall, 0-0 non_conference	Q2: (H:31-75)(N:51-100)(A:76-135) 1-3 overall, 1-3 non_conference	Q3: (H:76-160)(N:101-200)(A:136-240) 2-3 overall, 2-2 non_conference	Q4: (H:161+)(N:201+)(A:241+) 7-1 overall, 4-0 non_conference
NET S Opponent Score (H 1-15)(N 1-25)(A 1-40) ----- (H 16-30)(N 26-50)(A 41-75) ----- Upcoming Games	NET S Opponent Score (H 31-55)(N 51-75)(A 76-100) 60 N Seton Hall 54 64 1123 98 A UCLA 61 80 1128 ----- (H 56-75)(N 76-100)(A 101-135) 80 N Fresno St. 64 79 1125 89 N Utah 90 79 1122 ----- Upcoming Games 126 A UC Irvine 0209	NET S Opponent Score 97 H North Texas 51 68 1111 106 H Colorado 70 62 1223 117 H Rhode Island 68 60 1225 126 H UC Irvine 74 75 0123 153 H UNLV 59 73 1222 ----- Upcoming Games 148 H UC Santa Barbara 0202 148 A UC Santa Barbara 0221 178 A Cal St. Fullerton 0309 215 A Long Beach St. 0207	NET S Opponent Score 178 H Cal St. Fullerton 79 68 0109 270 A CSUN 84 79 0117 280 A UC Riverside 71 75 0119 288 H Northern Ariz. 85 68 1118 300 H UC Davis 80 60 0126 315 H Portland 82 64 1109 344 H Alabama A&M 71 63 1229 350 H Mississippi Val. 76 51 1216 ----- Upcoming Games 215 H Long Beach St. 0131 270 H CSUN 0302 280 H UC Riverside 0216 300 A UC Davis 0307 338 H Cal Poly 0214 338 A Cal Poly 0223

Non-Div I Games:	Humboldt St	90 54	Hawaii Hilo	82 75
------------------	-------------	-------	-------------	-------

Average NET Win: 171 WON-LOST ROAD STRENGTH
Average NET Loss: 97 RECORD RECORD OF SCHEDULE

DIV. I ONLY	10- 8	2- 4	43
DIV. I NON-CONF.	7- 4	1- 2	39
Quadrant 1		Quadrant 2	Quadrant 3
OVERALL	0-2	1-3	5-3
HOME	0-0	0-0	4-2
AWAY	0-2	1-2	1-0
NEUTRAL	0-0	0-1	0-1
NON-CONFERENCE	0-1	0-2	4-1
HOME	0-0	0-0	3-0
AWAY	0-1	0-1	1-0
NEUTRAL	0-0	0-1	0-1
		Quadrant 4	TOTALS
		4-0	10- 8
		4-0	8- 2
		0-0	2- 4
		0-0	0- 2
		3-0	7- 4
		3-0	6- 0
		0-0	1- 2
		0-0	0- 2

Q1: (H:1-30)(N:1-50)(A:1-75) 0-2 overall, 0-1 non_conference				Q2: (H:31-75)(N:51-100)(A:76-135) 1-3 overall, 0-2 non_conference				Q3: (H:76-160)(N:101-200)(A:136-240) 5-3 overall, 4-1 non_conference				Q4: (H:161+)(N:201+)(A:241+) 4-0 overall, 3-0 non_conference			
NET S Opponent Score				NET S Opponent Score				NET S Opponent Score				NET S Opponent Score			
(H 1-15)(N 1-25)(A 1-40)				(H 31-55)(N 51-75)(A 76-100)				(H 76-160)(N 101-200)(A 136-240)				(H:161+)(N:201+)(A:241+)			
12 A Purdue 67 95 1220				86 A Xavier 61 82 1205				95 H Ball St. 78 74 0126				201 H FIU 68 66 1230			
(H 16-30)(N 26-50)(A 41-75)				95 A Ball St. 70 52 0112				110 H Radford 78 69 1208				211 H Iona 89 65 1127			
63 A Toledo 52 75 0118				(H 56-75)(N 76-100)(A 101-135)				121 H Northern Ill. 66 72 0105				256 H Campbell 81 73 1112			
Upcoming Games				82 N South Fla. 46 73 1116				138 H Kent St. 52 66 0115				269 H Western Mich. 81 76 0122			
20 A Buffalo 0219				131 A Bowling Green 63 82 0108				139 H Austin Peay 85 82 1124				Upcoming Games			
20 H Buffalo 0305				Upcoming Games				140 H Marshall 101 84 1201				169 H Eastern Mich. 0212			
				121 A Northern Ill. 0129				145 N Loyola Marymount 56 65 1118							
								192 A Detroit Mercy 63 61 1215							
								Upcoming Games							
								131 H Bowling Green 0223							
								137 A Central Mich. 0216							
								138 A Kent St. 0226							
								141 H Akron 0202							
								141 A Akron 0302							
								149 A Miami (OH) 0209							
								149 H Miami (OH) 0308							

Non-Div I Games: Wilherforce 97 61

Average NET Win: 266 WON-LOST ROAD STRENGTH
Average NET Loss: 171 RECORD RECORD OF SCHEDULE

DIV. I ONLY	8- 9	4- 6	316		
DIV. I NON-CONF.	4- 6	1- 5	307		
	Quadrant 1	Quadrant 2	Quadrant 3	Quadrant 4	TOTALS
OVERALL	0-1	0-3	2-1	6-4	8- 9
HOME	0-0	0-0	0-1	3-1	3- 2
AWAY	0-1	0-3	2-0	2-2	4- 6
NEUTRAL	0-0	0-0	0-0	1-1	1- 1
NON-CONFERENCE	0-1	0-3	0-0	4-2	4- 6
HOME	0-0	0-0	0-0	2-0	2- 0
AWAY	0-1	0-3	0-0	1-1	1- 5
NEUTRAL	0-0	0-0	0-0	1-1	1- 1

Q1: (H:1-30)(N:1-50)(A:1-75) 0-1 overall, 0-1 non_conference			Q2: (H:31-75)(N:51-100)(A:76-135) 0-3 overall, 0-3 non_conference			Q3: (H:76-160)(N:101-200)(A:136-240) 2-1 overall, 0-0 non_conference			Q4: (H:161+)(N:201+)(A:241+) 6-4 overall, 4-2 non_conference		
NET S Opponent Score			NET S Opponent Score			NET S Opponent Score			NET S Opponent Score		
(H 1-15)(N 1-25)(A 1-40)			(H 31-55)(N 51-75)(A 76-100)			(H 76-160)(N 101-200)(A 136-240)			(H:161+)(N:201+)(A:241+)		
31 A Wofford 71 82 1209			92 A Northern Ky. 83 89 1118			94 H Texas St. 61 65 0110			191 H UT Arlington 58 61 0112		
(H 16-30)(N 26-50)(A 41-75)			(H 56-75)(N 76-100)(A 101-135)			197 A Troy 88 75 0103			246 A Little Rock 72 71 0124		
Upcoming Games			112 A Col. of Charleston 71 73 1221			237 A Arkansas St. 77 64 0126			253 H Hampton 75 66 1205		
			113 A South Carolina 79 85 1130			Upcoming Games			256 A Campbell 85 75 1109		
			Upcoming Games			130 H Georgia St. 0223			262 H Appalachian St. 89 72 0119		
			94 A Texas St. 0209			133 H Ga. Southern 0221			264 A South Alabama 77 84 0105		
						151 H La.-Monroe 0131			303 A Tulane 76 81 1113		
						151 A La.-Monroe 0302			324 H N.C. Central 69 65 1216		
						181 A Louisiana 0228			336 N Manhattan 53 55 1116		
						191 A UT Arlington 0207			353 N UNC Asheville 78 52 1117		
									Upcoming Games		
									181 H Louisiana 0202		
									197 H Troy 0309		
									262 A Appalachian St. 0216		
									264 H South Alabama 0307		

Non-Div I Games: Ferrum	91 47	Methodist	88 57
-------------------------	-------	-----------	-------

Average NET Win: 281 WON-LOST ROAD STRENGTH
Average NET Loss: 162 RECORD RECORD OF SCHEDULE

DIV. I ONLY	13- 4	5- 4	344		
DIV. I NON-CONF.	7- 2	3- 2	323		
	Quadrant 1	Quadrant 2	Quadrant 3	Quadrant 4	TOTALS
OVERALL	0-1	0-0	1-2	12-1	13- 4
HOME	0-0	0-0	0-0	6-0	6- 0
AWAY	0-1	0-0	1-2	4-1	5- 4
NEUTRAL	0-0	0-0	0-0	2-0	2- 0
NON-CONFERENCE	0-1	0-0	1-1	6-0	7- 2
HOME	0-0	0-0	0-0	2-0	2- 0
AWAY	0-1	0-0	1-1	2-0	3- 2
NEUTRAL	0-0	0-0	0-0	2-0	2- 0

Q1: (H:1-30)(N:1-50)(A:1-75) 0-1 overall, 0-1 non_conference			Q2: (H:31-75)(N:51-100)(A:76-135) 0-0 overall, 0-0 non_conference			Q3: (H:76-160)(N:101-200)(A:136-240) 1-2 overall, 1-1 non_conference			Q4: (H:161+)(N:201+)(A:241+) 12-1 overall, 6-0 non_conference		
NET S Opponent Score			NET S Opponent Score			NET S Opponent Score			NET S Opponent Score		
(H 1-15)(N 1-25)(A 1-40)			(H 31-55)(N 51-75)(A 76-100)			(H 76-160)(N 101-200)(A 136-240)			(H:161+)(N:201+)(A:241+)		
18 A Texas Tech 48 82 1215			-----			168 A Pepperdine 62 77 1201			237 H Arkansas St. 94 73 1109		
(H 16-30)(N 26-50)(A 41-75)			(H 56-75)(N 76-100)(A 101-135)			183 A Pacific 73 71 1123			256 H Campbell 83 68 1204		
-----			-----			186 A Sam Houston St. 68 71 0105			263 H Central Ark. 79 56 0126		
Upcoming Games			Upcoming Games			Upcoming Games			265 H New Orleans 68 58 0102		
									276 A SFA 60 61 0123		
									280 N UC Riverside 60 48 1124		
									298 N Elon 72 56 1122		
									301 A Southeastern La. 75 72 0112		
									302 H Houston Baptist 75 68 0116		
									307 A Denver 67 61 1115		
									311 A Southeast Mo. St. 70 68 1221		
									313 A McNeese 73 72 0109		
									339 H Northwestern St. 78 69 0119		

									Upcoming Games		
									186 H Sam Houston St. 0209		
									242 H A&M-Corpus Christi 0130		
									242 A A&M-Corpus Christi 0227		
									263 A Central Ark. 0302		
									272 A Lamar University 0206		
									276 H SFA 0305		
									301 H Southeastern La. 0223		
									309 A Nicholls St. 0213		
									340 A Incarnate Word 0216		
									340 H Incarnate Word 0309		

Non-Div I Games: Schreiner	93	53	Arlington Baptist	107	54	McMurry	88	40	Howard Payne	90	53
----------------------------	----	----	-------------------	-----	----	---------	----	----	--------------	----	----

Average NET Win:	204	WON-LOST RECORD	ROAD RECORD	STRENGTH OF SCHEDULE
Average NET Loss:	176			

DIV. I ONLY	9- 11	1- 7	155
DIV. I NON-CONF.	6- 7	0- 5	313
<hr/>			
	Quadrant 1	Quadrant 2	Quadrant 3
OVERALL	0-0	2-2	2-6
HOME	0-0	1-1	1-1
AWAY	0-0	1-1	0-4
NEUTRAL	0-0	0-0	1-1
NON-CONFERENCE	0-0	0-1	1-3
HOME	0-0	0-0	0-0
AWAY	0-0	0-1	0-2
NEUTRAL	0-0	0-0	1-1
			Quadrant 4
			5-3
			4-1
			0-2
			1-0
			5-3
			4-1
			0-2
			1-0
			TOTALS
			9- 11
			6- 3
			1- 7
			2- 1
			6- 7
			4- 1
			0- 5
			2- 1

Q1: (H:1-30)(N:1-50)(A:1-75) 0-0 overall, 0-0 non_conference				Q2: (H:31-75)(N:51-100)(A:76-135) 2-2 overall, 0-1 non_conference				Q3: (H:76-160)(N:101-200)(A:136-240) 2-6 overall, 1-3 non_conference				Q4: (H:161+)(N:201+)(A:241+) 5-3 overall, 5-3 non_conference			
NET S	Opponent	Score		NET S	Opponent	Score		NET S	Opponent	Score		NET S	Opponent	Score	
(H 1-15)(N 1-25)(A 1-40)				(H 31-55)(N 51-75)(A 76-100)				(H 76-160)(N 101-200)(A 136-240)				(H 161+)(N 201+)(A 241+)			
-----				-----				-----				-----			
(H 16-30)(N 26-50)(A 41-75)				47 H San Francisco	69	72	0105	111 H BYU	76	87	0117	167 H Abilene Christian	77	62	1201
-----				54 H Saint Mary's (CA)	84	77	0126	133 N Ga. Southern	78	88	1117	270 H CSUN	83	90	1203
Upcoming Games				77 A Oregon St.	67	82	1217	145 H Loyola Marymount	77	62	0103	273 A Southern Utah	69	78	1215
2 A Gonzaga		0221		100 A San Diego	76	71	0112	149 N Miami (OH)	86	80	1118	278 N Towson	74	65	1116
47 A San Francisco		0214		(H 56-75)(N 76-100)(A 101-135)				173 A Northern Colo.	80	88	1113	280 A UC Riverside	71	75	1206
54 A Saint Mary's (CA)		0216		-----				209 A Santa Clara	64	67	0110	283 H Idaho St.	97	82	1126
				Upcoming Games				215 A Long Beach St.	66	67	1220	320 H Jackson St.	69	66	1208
								Upcoming Games				344 H Alabama A&M	100	64	1231
								100 H San Diego		0209		-----			
								183 A Pacific		0202		Upcoming Games			
												183 H Pacific		0302	
												209 H Santa Clara		0207	
												315 A Portland		0131	
												315 H Portland		0223	

Pepperdine

Pepperdine

Non-Div I Games: Cal St Dom Hills 100 66

Average NET Win: 193 WON-LOST ROAD RECORD STRENGTH OF SCHEDULE
Average NET Loss: 83 RECORD

DIV. I ONLY	5- 11	2- 7	13		
DIV. I NON-CONF.	2- 7	0- 5	18		

	Quadrant 1	Quadrant 2	Quadrant 3	Quadrant 4	TOTALS
OVERALL	0-5	1-2	1-3	3-1	5- 11
HOME	0-1	0-0	1-2	2-1	3- 4
AWAY	0-4	1-2	0-1	1-0	2- 7
NEUTRAL	0-0	0-0	0-0	0-0	0- 0
NON-CONFERENCE	0-3	0-2	0-1	2-1	2- 7
HOME	0-0	0-0	0-1	2-1	2- 2
AWAY	0-3	0-2	0-0	0-0	0- 5
NEUTRAL	0-0	0-0	0-0	0-0	0- 0

Q1: (H:1-30)(N:1-50)(A:1-75) 0-5 overall, 0-3 non_conference					Q2: (H:31-75)(N:51-100)(A:76-135) 1-2 overall, 0-2 non_conference					Q3: (H:76-160)(N:101-200)(A:136-240) 1-3 overall, 0-1 non_conference					Q4: (H:161+)(N:201+)(A:241+) 3-1 overall, 2-1 non_conference					
NET	S	Opponent	Score		NET	S	Opponent	Score		NET	S	Opponent	Score		NET	S	Opponent	Score		
(H 1-15)(N 1-25)(A 1-40)					(H 31-55)(N 51-75)(A 76-100)					(H 76-160)(N 101-200)(A 136-240)					(H:161+)(N:201+)(A:241+)					
4	A	Duke	46	84	1114	95	A	Ball St.	84 82	0108	126	H	UC Irvine	48 52	1219	192	H	Detroit Mercy	74 78	1124
15	A	Kansas	63	87	1229						131	H	Bowling Green	67 80	0122	228	H	Drexel	66 62	1109
20	A	Buffalo	65	77	0118						138	H	Kent St.	95 61	0112	236	H	Boston U.	80 62	1117
28	A	TCU	69	87	1126						141	A	Akron	49 51	0115	269	A	Western Mich.	93 67	0126
-----					(H 56-75)(N 76-100)(A 101-135)					-----					-----					
(H 16-30)(N 26-50)(A 41-75)										Upcoming Games					Upcoming Games					
20	H	Buffalo	58	74	0104	115	A	Northeastern	67 81	1201	95	H	Ball St.		0305	269	H	Western Mich.		0223
						122	A	Rutgers	36 63	1119	121	H	Northern Ill.		0209					
-----					Upcoming Games					Upcoming Games										
63	A	Toledo			0308	63	H	Toledo		0219	137	A	Central Mich.		0129					
						121	A	Northern Ill.		0302	137	H	Central Mich.		0226					
											138	A	Kent St.		0216					
											149	H	Miami (OH)		0202					
											165	A	Ohio		0212					

Non-Div I Games:	Goshen	97	74	Siena Heights	90	72	Central St (OH)	105	53	Rochester College	77	67
------------------	--------	----	----	---------------	----	----	-----------------	-----	----	-------------------	----	----

Average NET Win: 202

WON-LOST RECORD

ROAD RECORD

STRENGTH OF SCHEDULE

Average NET Loss: 111

DIV. I ONLY	8- 5	5- 3	138
DIV. I NON-CONF.	6- 5	4- 3	230
Quadrant 1		Quadrant 2	Quadrant 3
OVERALL	1-2	1-0	1-1
HOME	0-0	0-0	1-0
AWAY	1-2	1-0	0-1
NEUTRAL	0-0	0-0	0-0
NON-CONFERENCE	1-2	0-0	0-1
HOME	0-0	0-0	0-0
AWAY	1-2	0-0	0-1
NEUTRAL	0-0	0-0	0-0
		Quadrant 4	TOTALS
		5-2	8- 5
		1-2	2- 2
		3-0	5- 3
		1-0	1- 0
		5-2	6- 5
		1-2	1- 2
		3-0	4- 3
		1-0	1- 0

Q1: (H:1-30)(N:1-50)(A:1-75) 1-2 overall, 1-2 non_conference						Q2: (H:31-75)(N:51-100)(A:76-135) 1-0 overall, 0-0 non_conference						Q3: (H:76-160)(N:101-200)(A:136-240) 1-1 overall, 0-1 non_conference						Q4: (H:161+)(N:201+)(A:241+) 5-2 overall, 5-2 non_conference					
NET	S	Opponent	Score			NET	S	Opponent	Score			NET	S	Opponent	Score			NET	S	Opponent	Score		
(H 1-15)(N 1-25)(A 1-40)						(H 31-55)(N 51-75)(A 76-100)						(H 76-160)(N 101-200)(A 136-240)						(H:161+)(N:201+)(A:241+)					
4	A	Duke	50	101	1218	83	A	Penn	62	53	0112	83	H	Penn	68	65	0105	172	H	Saint Joseph's	82	92	1205
39	A	St. John's (NY)	74	89	1209							143	A	Lehigh	57	72	1116	199	H	Fairleigh Dickinson	66	77	1121
-----						-----						-----						-----					
(H 16-30)(N 26-50)(A 41-75)						(H 56-75)(N 76-100)(A 101-135)						Upcoming Games						Upcoming Games					
62	A	Arizona St.	67	66	1229							125	H	Brown			0308	211	N	Iona	85	81	1215
-----						Upcoming Games						65	H	Yale			0309	259	H	George Washington	73	52	1201
65	A	Yale			0208	125	A	Brown			0209	152	H	Harvard			0215	287	A	Lafayette	81	79	1221
												152	A	Harvard			0302	297	A	Monmouth	60	57	1124
												194	A	Dartmouth			0301	335	A	Maine	73	59	1128
												234	A	Cornell			0202	Upcoming Games					
												235	A	Columbia			0201	194	H	Dartmouth			0216
																		234	H	Cornell			0222
																		235	H	Columbia			0223

Non-Div I Games: DeSales 85 51

Average NET Win: 248 WON-LOST RECORD ROAD RECORD STRENGTH OF SCHEDULE
Average NET Loss: 87

DIV. I ONLY		12- 6	4- 5	240	
DIV. I NON-CONF.		6- 5	2- 4	290	
<hr/>					
	Quadrant 1	Quadrant 2	Quadrant 3	Quadrant 4	TOTALS
OVERALL	0-4	0-0	4-2	8-0	12- 6
HOME	0-0	0-0	1-0	5-0	6- 0
AWAY	0-4	0-0	2-1	2-0	4- 5
NEUTRAL	0-0	0-0	1-1	1-0	2- 1
NON-CONFERENCE	0-3	0-0	1-2	5-0	6- 5
HOME	0-0	0-0	0-0	2-0	2- 0
AWAY	0-3	0-0	0-1	2-0	2- 4
NEUTRAL	0-0	0-0	1-1	1-0	2- 1

Q1: (H:1-30)(N:1-50)(A:1-75) 0-4 overall, 0-3 non_conference			Q2: (H:31-75)(N:51-100)(A:76-135) 0-0 overall, 0-0 non_conference			Q3: (H:76-160)(N:101-200)(A:136-240) 4-2 overall, 1-2 non_conference			Q4: (H:161+)(N:201+)(A:241+) 8-0 overall, 5-0 non_conference		
NET S Opponent Score (H 1-15)(N 1-25)(A 1-40)			NET S Opponent Score (H 31-55)(N 51-75)(A 76-100)			NET S Opponent Score (H 76-100)(N 101-120)(A 121-160)			NET S Opponent Score (H 161-200)(N 201-240)(A 241-300)		
2 A Gonzaga 54 89 1231			-----			127 H Utah Valley 73 71 0105			174 H Seattle U 83 71 0103		
28 A TCU 61 66 1107			(H 56-75)(N 76-100)(A 101-135)			137 N Central Mich. 55 67 1115			217 H UMKC 74 73 0117		
-----			-----			157 N Weber St. 68 67 1118			272 H Lamar University 86 65 1213		
(H 16-30)(N 26-50)(A 41-75)			-----			196 A UTRGV 75 69 0110			274 A Portland St. 76 71 1220		
74 A New Mexico St. 62 73 0112			Upcoming Games			208 A South Dakota 56 68 1201			331 A Idaho 73 67 1208		
75 A Southern California 75 90 1125			74 H New Mexico St. 0207			214 A California Baptist 88 84 0124			332 N San Jose St. 73 72 1117		
-----			87 A Grand Canyon 0302			-----			338 H Cal Poly 74 61 1218		
Upcoming Games			127 A Utah Valley 0309			Upcoming Games			348 H Chicago St. 86 73 0119		
						87 H Grand Canyon 0202			-----		
						174 A Seattle U 0307			Upcoming Games		
						217 A UMKC 0216			196 H UTRGV 0209		
									214 H California Baptist 0223		
									348 A Chicago St. 0214		

Non-Div I Games: IIC Merced 67 53 Antelope Valley 111 75

Average NET Win: 184

WON-LOST RECORD

ROAD RECORD

STRENGTH OF SCHEDULE

Average NET Loss: 118

DIV. I ONLY	9- 11	1- 5	72
DIV. I NON-CONF.	7- 6	1- 2	65
Quadrant 1		Quadrant 2	Quadrant 3
OVERALL	0-2	1-2	4-6
HOME	0-0	1-1	2-2
AWAY	0-1	0-1	1-3
NEUTRAL	0-1	0-0	1-1
NON-CONFERENCE	0-2	0-1	4-3
HOME	0-0	0-1	2-1
AWAY	0-1	0-0	1-1
NEUTRAL	0-1	0-0	1-1
		Quadrant 4	TOTALS
		4-1	9- 11
		4-1	7- 4
		0-0	1- 5
		0-0	1- 2
		3-0	7- 6
		3-0	5- 2
		0-0	1- 2
		0-0	1- 2

Q1: (H:1-30)(N:1-50)(A:1-75) 0-2 overall, 0-2 non_conference					Q2: (H:31-75)(N:51-100)(A:76-135) 1-2 overall, 0-1 non_conference					Q3: (H:76-160)(N:101-200)(A:136-240) 4-6 overall, 4-3 non_conference					Q4: (H:161+)(N:201+)(A:241+) 4-1 overall, 3-0 non_conference								
NET	S	Opponent	Score		NET	S	Opponent	Score		NET	S	Opponent	Score		NET	S	Opponent	Score					
(H 1-15)(N 1-25)(A 1-40)					(H 31-55)(N 51-75)(A 76-100)					(H 76-160)(N 101-200)(A 136-240)					(H 161+)(N 201+)(A 241+)								
21	A	Villanova	58	70	1208	84	A	Saint Louis	57	68	0118	83	H	Penn	70	78	0126	213	H	Richmond	74	70	0123
-----					-----					-----					-----								
(H 16-30)(N 26-50)(A 41-75)					(H 56-75)(N 76-100)(A 101-135)					(H 76-160)(N 101-200)(A 136-240)					(H 161+)(N 201+)(A 241+)								
34	N	UCF	57	77	1116	56	H	Temple	70	77	1201	101	N	West Virginia	90	97	1118	224	H	UIC	89	75	1128
-----					-----					-----					-----								
Upcoming Games					Upcoming Games					Upcoming Games					Upcoming Games								
55	A	VCU			0308	66	H	Davidson	61	60	0115	102	H	Old Dominion	79	64	1109	259	H	George Washington	56	70	0106
66	A	Davidson			0215	96	A	Dayton			0129	129	H	George Mason	60	85	0103	266	H	Wagner	59	57	1229
-----					-----					-----					-----								
Upcoming Games					Upcoming Games					Upcoming Games					Upcoming Games								

Average NET Win:	286	WON-LOST	ROAD	STRENGTH
Average NET Loss:	136	RECORD	RECORD	OF SCHEDULE

DIV. I ONLY	12- 7	8- 4	319	
DIV. I NON-CONF.	4- 5	3- 3	284	
<hr/>				
	Quadrant 1	Quadrant 2	Quadrant 3	Quadrant 4
OVERALL	0-2	0-1	0-3	12- 7
HOME	0-0	0-0	0-1	4- 1
AWAY	0-2	0-1	0-1	8- 4
NEUTRAL	0-0	0-0	0-1	0- 2
NON-CONFERENCE	0-2	0-1	0-1	4- 5
HOME	0-0	0-0	0-0	1- 0
AWAY	0-2	0-1	0-0	3- 3
NEUTRAL	0-0	0-0	0-1	0- 2

Q1: (H:1-30)(N:1-50)(A:1-75) 0-2 overall, 0-2 non_conference					Q2: (H:31-75)(N:51-100)(A:76-135) 0-1 overall, 0-1 non_conference					Q3: (H:76-160)(N:101-200)(A:136-240) 0-3 overall, 0-1 non_conference					Q4: (H:161+)(N:201+)(A:241+) 12-1 overall, 4-1 non_conference								
NET	S	Opponent	Score		NET	S	Opponent	Score		NET	S	Opponent	Score		NET	S	Opponent	Score					
(H 1-15)(N 1-25)(A 1-40)					(H 31-55)(N 51-75)(A 76-100)					(H 76-160)(N 101-200)(A 136-240)					(H 161-300)(N 201-240)(A 241-300)								
18	A	Texas Tech	62	93	1124	100	A	San Diego	65	85	1215	114	H	Montana	64	88	0112	168	H	Pepperdine	88	80	1113
-----					-----					-----					-----								
(H 16-30)(N 26-50)(A 41-75)					(H 56-75)(N 76-100)(A 101-135)					Upcoming Games					Upcoming Games								
74	A	New Mexico St.	62	74	1217	-----					157	H	Weber St.	0228		268	A	Montana St.	73	70	0114		
Upcoming Games					114	A	Montana	0225							273	A	Southern Utah	79	68	0124			
															274	A	Portland St.	73	60	1231			
															283	A	Idaho St.	77	53	0121			
															284	A	Sacramento St.	70	65	1229			
															288	A	Northern Ariz.	63	48	0126			
															305	H	Eastern Wash.	75	63	0107			
															307	A	Denver	88	72	1128			
															314	A	Wyoming	85	80	1201			
															327	N	SIUE	72	82	1223			
															331	H	Idaho	83	79	0105			
															340	A	Incarnate Word	90	64	1121			
															Upcoming Games								
															268	H	Montana St.	0204					
															273	A	Southern Utah	0307					
															274	H	Portland St.	0207					
															283	H	Idaho St.	0302					
															284	H	Sacramento St.	0209					
															288	H	Northern Ariz.	0309					
															305	A	Eastern Wash.	0216					
															331	A	Idaho	0214					

Non-Div I Games: Johnson & Wales / 118 52 Colorado Col 126 56

Average NET Win:	276	WON-LOST	ROAD	STRENGTH
Average NET Loss:	144	RECORD	RECORD	OF SCHEDULE

DIV. I ONLY	11- 9	3- 6	284		
DIV. I NON-CONF.	10- 3	2- 2	321		
	Quadrant 1	Quadrant 2	Quadrant 3	Quadrant 4	TOTALS
OVERALL	0-1	0-4	0-2	11-2	11- 9
HOME	0-0	0-1	0-0	8-2	8- 3
AWAY	0-1	0-3	0-2	3-0	3- 6
NEUTRAL	0-0	0-0	0-0	0-0	0- 0
NON-CONFERENCE	0-1	0-1	0-0	10-1	10- 3
HOME	0-0	0-0	0-0	8-1	8- 1
AWAY	0-1	0-1	0-0	2-0	2- 2
NEUTRAL	0-0	0-0	0-0	0-0	0- 0

Q1: (H:1-30)(N:1-50)(A:1-75) 0-1 overall, 0-1 non_conference					Q2: (H:31-75)(N:51-100)(A:76-135) 0-4 overall, 0-1 non_conference					Q3: (H:76-160)(N:101-200)(A:136-240) 0-2 overall, 0-0 non_conference					Q4: (H:161+)(N:201+)(A:241+) 11-2 overall, 10-1 non_conference																
NET	S	Opponent	Score		NET	S	Opponent	Score		NET	S	Opponent	Score		NET	S	Opponent	Score													
(H 1-15)(N 1-25)(A 1-40)					(H 31-55)(N 51-75)(A 76-100)					(H 76-100)(N 101-200)(A 136-240)					(H 161+)(N 201+)(A 241+)																
32	A	Washington	62	70	1209	87	A	Grand Canyon	57	71	0105	171	A	CSU Bakersfield	71	83	0103	184	H	Omaha	90	71	1206								
-----					-----					-----					-----																
(H 16-30)(N 26-50)(A 41-75)					(H 56-75)(N 76-100)(A 101-135)																										
-----										Upcoming Games																					
74	A	New Mexico St.	0216		74	H	New Mexico St.	60	87	0117	127	H	Grand Canyon	0309		196	A	UTRGV	0209	238	H	Prairie View	102	64	1220						
					118	A	Stanford	74	96	1106	196	A	UTRGV	0214		260	H	Longwood	70	50	1125	203	H	Washington St.	78	69	1114				
					127	A	Utah Valley	78	88	0112	214	A	California Baptist	0228		267	A	California	82	73	1229	273	H	Southern Utah	70	73	1118				
					Upcoming Games															281	H	Fairfield	83	80	1124	305	H	Eastern Wash.	88	68	1201
																				307	H	Denver	82	63	1123	315	A	Portland	67	56	1217
																				326	H	Bryant	82	59	1111	348	A	Chicago St.	75	47	0124
																				Upcoming Games					171	H	CSU Bakersfield	0307			
																									214	H	California Baptist	0202			
																									217	H	UMKC	0221			
																									348	H	Chicago St.	0223			

Non-Div I Games:	Puget Sound	95 67	Northwest (WA)	107 72
------------------	-------------	-------	----------------	--------

Average NET Win: 200

WON-LOST

ROAD

STRENGTH

Average NET Loss: 183

RECORD

RECORD

OF SCHEDULE

DIV. I ONLY		9- 9	4- 6	305	
DIV. I NON-CONF.		6- 4	2- 3	340	
Quadrant 1		Quadrant 2	Quadrant 3	Quadrant 4	TOTALS
OVERALL	1-0	1-3	2-3	5-3	9- 9
HOME	0-0	0-0	1-0	2-2	3- 2
AWAY	1-0	1-3	1-2	1-1	4- 6
NEUTRAL	0-0	0-0	0-1	2-0	2- 1
NON-CONFERENCE	1-0	1-1	0-2	4-1	6- 4
HOME	0-0	0-0	0-0	2-0	2- 0
AWAY	1-0	1-1	0-1	0-1	2- 3
NEUTRAL	0-0	0-0	0-1	2-0	2- 1

[illegible]

Atlantic

Non-Div I Games: Florida Tech	98	52	Florida Col	76	64	Palm Beach Atl	73	62
-------------------------------	----	----	-------------	----	----	----------------	----	----

Average NET Win: 279 WON-LOST RECORD ROAD RECORD STRENGTH OF SCHEDULE
Average NET Loss: 116

DIV. I ONLY	6- 13	1- 10	153		
DIV. I NON-CONF.	3- 7	0- 5	223		
	Quadrant 1	Quadrant 2	Quadrant 3	Quadrant 4	TOTALS
OVERALL	0-4	0-4	1-4	5-1	6- 13
HOME	0-0	0-1	0-1	5-0	5- 2
AWAY	0-4	0-3	1-2	0-1	1- 10
NEUTRAL	0-0	0-0	0-1	0-0	0- 1
NON-CONFERENCE	0-2	0-2	0-3	3-0	3- 7
HOME	0-0	0-0	0-1	3-0	3- 1
AWAY	0-2	0-2	0-1	0-0	0- 5
NEUTRAL	0-0	0-0	0-1	0-0	0- 1

Q1: (H:1-30)(N:1-50)(A:1-75) 0-4 overall, 0-2 non_conference						Q2: (H:31-75)(N:51-100)(A:76-135) 0-4 overall, 0-2 non_conference						Q3: (H:76-160)(N:101-200)(A:136-240) 1-4 overall, 0-3 non_conference						Q4: (H:161+)(N:201+)(A:241+) 5-1 overall, 3-0 non_conference					
NET	S	Opponent	Score			NET	S	Opponent	Score			NET	S	Opponent	Score			NET	S	Opponent	Score		
(H 1-15)(N 1-25)(A 1-40)						(H 31-55)(N 51-75)(A 76-100)						(H 76-160)(N 101-200)(A 136-240)						(H 161+)(N 201+)(A 241+)					
30	A	NC State	74	78	1124	81	A	Furman	58	71	0103	133	H	Ga. Southern	74	89	1208	241	H	UNCW	77	73	1221
31	A	Wofford	74	78	0105							142	A	Samford	93	87	0119	244	A	Chattanooga	70	73	0117
37	A	Florida	63	71	1218							152	N	Harvard	67	71	1229	295	H	Western Caro.	84	80	0110
-----						(H 56-75)(N 76-100)(A 101-135)						-----						-----					
(H 16-30)(N 26-50)(A 41-75)						71	H	ETSU	68	72	0112	Upcoming Games						352	H	UMES	80	42	1120
51	A	UNC Greensboro	81	88	0126	130	A	Georgia St.	60	62	1113	81	H	Furman			0202	Upcoming Games					
-----						134	A	UAB	67	75	1106	142	H	Samford			0221	233	H	The Citadel			0209
Upcoming Games						Upcoming Games						Upcoming Games						Upcoming Games					
71	A	ETSU			0216	31	H	Wofford			0131							244	H	Chattanooga			0223
						51	H	UNC Greensboro			0302							295	A	Western Caro.			0214
																		318	A	VMI			0228

Non-Div I Games: Piedmont	105	52	Brewton-Parker	90	65
---------------------------	-----	----	----------------	----	----

Average NET Win: 186

Average NET Loss: 148

WON-LOST
RECORD

ROAD
RECORD

STRENGTH
OF SCHEDULE

DIV. I ONLY	12- 8	5- 4	125
DIV. I NON-CONF.	6- 6	3- 2	149
Quadrant 1		Quadrant 2	Quadrant 3
OVERALL	0-3	1-0	6-3
HOME	0-0	0-0	1-1
AWAY	0-2	1-0	3-2
NEUTRAL	0-1	0-0	2-0
NON-CONFERENCE	0-3	1-0	3-1
HOME	0-0	0-0	0-1
AWAY	0-2	1-0	1-0
NEUTRAL	0-1	0-0	2-0
		Quadrant 4	TOTALS
		5-2	12- 8
		4-2	5- 3
		1-0	5- 4
		0-0	2- 1
		2-2	6- 6
		1-2	1- 3
		1-0	3- 2
		0-0	2- 1

Q1: (H:1-30)(N:1-50)(A:1-75) 0-3 overall, 0-3 non_conference				Q2: (H:31-75)(N:51-100)(A:76-135) 1-0 overall, 1-0 non_conference				Q3: (H:76-160)(N:101-200)(A:136-240) 6-3 overall, 3-1 non_conference				Q4: (H:161+)(N:201+)(A:241+) 5-2 overall, 2-2 non_conference			
NET S Opponent Score				NET S Opponent Score				NET S Opponent Score				NET S Opponent Score			
(H 1-15)(N 1-25)(A 1-40)				(H 31-55)(N 51-75)(A 76-100)				(H 76-160)(N 101-200)(A 136-240)				(H 161-200)(N 201-240)(A 241-280)			
38 A Ohio St. 71 73 1215				76 A Vermont 69 61 1125				115 H Northeastern 78 96 1128				188 H American 55 54 0112			
(H 16-30)(N 26-50)(A 41-75)				(H 56-75)(N 76-100)(A 101-135)				117 N Rhode Island 84 82 1222				193 H Holy Cross 93 78 0114			
28 N TCU 65 82 1223								143 A Lehigh 85 83 0119				240 H Canisius 73 82 1113			
54 A Saint Mary's (CA) 56 85 1219				Upcoming Games				153 N UNLV 97 72 1225				252 A La Salle 92 79 1204			
Upcoming Games								154 H Colgate 84 81 0109				275 H Loyola Maryland 71 68 0123			
								162 A St. Bonaventure 88 85 1107				281 H Fairfield 58 60 1110			
								188 A American 68 76 0126				297 H Monmouth 65 43 1201			
								222 A Army West Point 64 63 0102				Upcoming Games			
								236 A Boston U. 80 87 0105				222 H Army West Point 0302			
								Upcoming Games				236 H Boston U. 0209			
								143 H Lehigh 0211				275 A Loyola Maryland 0206			
								154 A Colgate 0219				287 A Lafayette 0202			
								193 A Holy Cross 0216				287 H Lafayette 0223			
												293 H Navy 0130			
												293 A Navy 0227			

Non-Div I Games:

Average NET Win: 266

WON-LOST
RECORD

ROAD
RECORD

STRENGTH
OF SCHEDULE

Average NET Loss: 100

DIV. I ONLY		6- 12	2- 8	76	
DIV. I NON-CONF.		2- 10	0- 7	30	

	Quadrant 1	Quadrant 2	Quadrant 3	Quadrant 4	TOTALS
OVERALL	0-7	0-0	2-4	4-1	6- 12
HOME	0-0	0-0	1-2	2-0	3- 2
AWAY	0-6	0-0	1-1	1-1	2- 8
NEUTRAL	0-1	0-0	0-1	1-0	1- 2
NON-CONFERENCE	0-7	0-0	0-2	2-1	2- 10
HOME	0-0	0-0	0-1	1-0	1- 1
AWAY	0-6	0-0	0-0	0-1	0- 7
NEUTRAL	0-1	0-0	0-1	1-0	1- 2

Q1: (H:1-30)(N:1-50)(A:1-75) 0-7 overall, 0-7 non_conference			Q2: (H:31-75)(N:51-100)(A:76-135) 0-0 overall, 0-0 non_conference			Q3: (H:76-160)(N:101-200)(A:136-240) 2-4 overall, 0-2 non_conference			Q4: (H:161+)(N:201+)(A:241+) 4-1 overall, 2-1 non_conference		
NET S	Opponent	Score	NET S	Opponent	Score	NET S	Opponent	Score	NET S	Opponent	Score
(H 1-15)(N 1-25)(A 1-40)			(H 31-55)(N 51-75)(A 76-100)			(H 76-160)(N 101-200)(A 136-240)			(H:161+)(N:201+)(A:241+)		
24	A Nebraska	62 86 1222				126	H UC Irvine	46 63 0112	280	H UC Riverside	69 61 0117
32	A Washington	76 84 0101				145	H Loyola Marymount	49 59 1205	284	A Sacramento St.	82 87 1124
(H 16-30)(N 26-50)(A 41-75)			(H 56-75)(N 76-100)(A 101-135)			148	H UC Santa Barbara	81 60 0124	297	N Monmouth	87 63 1118
34	N UCF	52 68 1115				164	A Hawaii	68 79 0109	315	H Portland	79 64 1229
46	A Hofstra	71 80 1121				185	N Wake Forest	59 66 1116	338	A Cal Poly	80 63 0126
47	A San Francisco	54 68 1216				215	A Long Beach St.	92 90 0119	Upcoming Games		
54	A Saint Mary's (CA)	66 81 1210				Upcoming Games			164	H Hawaii	0309
62	A Arizona St.	94 102 1106	126	A UC Irvine	0206	148	A UC Santa Barbara	0223	215	H Long Beach St.	0213
Upcoming Games									270	H CSUN	0130
									270	A CSUN	0216
									280	A UC Riverside	0209
									300	H UC Davis	0221
									300	A UC Davis	0302
									338	H Cal Poly	0228

Non-Div I Games: West Coast Rantis 106 53

Cal Lutheran 99 60

Average NET Win:	182	WON-LOST	ROAD	STRENGTH
Average NET Loss:	147	RECORD	RECORD	OF SCHEDULE

DIV. I ONLY	7- 12	1- 9	162		
DIV. I NON-CONF.	4- 7	0- 6	249		
	Quadrant 1	Quadrant 2	Quadrant 3	Quadrant 4	TOTALS
OVERALL	0-1	0-4	4-5	3-2	7- 12
HOME	0-0	0-0	3-1	3-2	6- 3
AWAY	0-1	0-4	1-4	0-0	1- 9
NEUTRAL	0-0	0-0	0-0	0-0	0- 0
NON-CONFERENCE	0-1	0-3	1-3	3-0	4- 7
HOME	0-0	0-0	1-1	3-0	4- 1
AWAY	0-1	0-3	0-2	0-0	0- 6
NEUTRAL	0-0	0-0	0-0	0-0	0- 0

Q1: (H:1-30)(N:1-50)(A:1-75) 0-1 overall, 0-1 non_conference		Q2: (H:31-75)(N:51-100)(A:76-135) 0-4 overall, 0-3 non_conference		Q3: (H:76-160)(N:101-200)(A:136-240) 4-5 overall, 1-3 non_conference		Q4: (H:161+)(N:201+)(A:241+) 3-2 overall, 3-0 non_conference	
NET S Opponent Score (H 1-15)(N 1-25)(A 1-40)		NET S Opponent Score (H 31-55)(N 51-75)(A 76-100)		NET S Opponent Score (H 76-160)(N 101-200)(A 136-240)		NET S Opponent Score (H 161-300)(N 201-300)(A 241-300)	
-----		-----		-----		-----	
(H 16-30)(N 26-50)(A 41-75)		(H 56-75)(N 76-100)(A 101-135)		(H 161-200)(N 201-240)(A 241-280)		(H 241-300)(N 301-350)(A 351-400)	
53 A Murray St. 64 66 1218		116 A Illinois 60 99 1108		198 A UNI 74 81 0126		163 H Missouri St. 0213	
-----		119 A Drake 66 78 0123		200 A Illinois St. 46 58 0105		187 H Valparaiso 0202	
Upcoming Games		-----		237 A Arkansas St. 77 87 1204		198 H UNI 0217	
		Upcoming Games		-----		219 H Bradley 0130	
		132 A Loyola Chicago 0220		155 A Southern Ill. 0209			
				155 H Southern Ill. 0227			
				180 A Indiana St. 0206			
				187 A Valparaiso 0302			
				219 A Bradley 0223			

Non-Div I Games: Kv Wesleyan	92	72	Alhinn	65	49
------------------------------	----	----	--------	----	----

Average NET Win: 255

WON-LOST
RECORD

ROAD
RECORD

STRENGTH
OF SCHEDULE

Average NET Loss: 101

DIV. I ONLY		11- 7		4- 4		197	
DIV. I NON-CONF.		7- 4		3- 2		216	
Quadrant 1		Quadrant 2		Quadrant 3		Quadrant 4	
OVERALL	0-2	1-2	0-2	10-1	11- 7		
HOME	0-0	0-0	0-1	5-1	5- 2		
AWAY	0-2	1-1	0-1	3-0	4- 4		
NEUTRAL	0-0	0-1	0-0	2-0	2- 1		
NON-CONFERENCE	0-2	0-1	0-1	7-0	7- 4		
HOME	0-0	0-0	0-1	2-0	2- 1		
AWAY	0-2	0-0	0-0	3-0	3- 2		
NEUTRAL	0-0	0-1	0-0	2-0	2- 1		

Q1: (H:1-30)(N:1-50)(A:1-75) 0-2 overall, 0-2 non_conference				Q2: (H:31-75)(N:51-100)(A:76-135) 1-2 overall, 0-1 non_conference				Q3: (H:76-160)(N:101-200)(A:136-240) 0-2 overall, 0-1 non_conference				Q4: (H:161+)(N:201+)(A:241+) 10-1 overall, 7-0 non_conference			
NET S Opponent Score	(H 1-15)(N 1-25)(A 1-40)			NET S Opponent Score	(H 31-55)(N 51-75)(A 76-100)			NET S Opponent Score	(H 76-160)(N 101-200)(A 136-240)			NET S Opponent Score	(H 161+)(N 201+)(A 241+)		
6 A Tennessee	65	87	1109	63 N Toledo	64	77	1120	107 H Louisiana Tech	62	83	1215	197 H Troy	86	81	0126
15 A Kansas	76	89	1116					151 A La.-Monroe	95	99	0119	204 N Colorado St.	91	73	1119
(H 16-30)(N 26-50)(A 41-75)				(H 56-75)(N 76-100)(A 101-135)				Upcoming Games				237 H Arkansas St.	83	94	0103
Upcoming Games				Upcoming Games				130 H Georgia St.			0208	238 H Prairie View	122	90	1211
				130 A Georgia St.	76	89	0110	133 H Ga. Southern			0206	246 H Little Rock	75	61	0105
				133 A Ga. Southern	87	85	0112	151 H La.-Monroe			0216	264 H South Alabama	88	84	0124
								166 A Coastal Caro.			0202	265 A New Orleans	77	73	1128
								191 A UT Arlington			0221	301 A Southeastern La.	73	72	1229
								237 A Arkansas St.			0309	303 N Tulane	68	61	1121
				94 A Texas St.			0223					313 A McNeese	80	67	1218
												342 H Southern U.	88	78	1201
												Upcoming Games			
												166 H Coastal Caro.			0228
												246 A Little Rock			0307
												262 A Appalachian St.			0131
												262 H Appalachian St.			0303

Non-Div I Games: Loyola (I A)	97	84	Virgin Islands	121	80
-------------------------------	----	----	----------------	-----	----

Average NET Win: 221

WON-LOST RECORD

ROAD RECORD

STRENGTH OF SCHEDULE

Average NET Loss: 109

DIV. I ONLY	8- 11	3- 4	77
DIV. I NON-CONF.	5- 6	2- 1	74
Quadrant 1		Quadrant 2	Quadrant 3
OVERALL	1-1	0-3	2-7
HOME	1-0	0-2	0-4
AWAY	0-1	0-0	2-3
NEUTRAL	0-0	0-1	0-0
NON-CONFERENCE	0-1	0-2	1-3
HOME	0-0	0-1	0-3
AWAY	0-1	0-0	1-0
NEUTRAL	0-0	0-1	0-0
		Quadrant 4	TOTALS
		5-0	8- 11
		4-0	5- 6
		1-0	3- 4
		0-0	0- 1
		4-0	5- 6
		3-0	3- 4
		1-0	2- 1
		0-0	0- 1

Q1: (H:1-30)(N:1-50)(A:1-75) 1-1 overall, 0-1 non_conference					Q2: (H:31-75)(N:51-100)(A:76-135) 0-3 overall, 0-2 non_conference					Q3: (H:76-160)(N:101-200)(A:136-240) 2-7 overall, 1-3 non_conference					Q4: (H:161+)(N:201+)(A:241+) 5-0 overall, 4-0 non_conference								
NET	S	Opponent	Score		NET	S	Opponent	Score		NET	S	Opponent	Score		NET	S	Opponent	Score					
(H 1-15)(N 1-25)(A 1-40)					(H 31-55)(N 51-75)(A 76-100)					(H 76-160)(N 101-200)(A 136-240)					(H:161+)(N:201+)(A:241+)								
-----					-----					-----					-----								
(H 16-30)(N 26-50)(A 41-75)					(H 56-75)(N 76-100)(A 101-135)																		
17	H	Nevada	85	58	0105	40	H	Utah St.	66	68	0126	83	H	Penn	65	75	1222	211	H	Iona	90	83	1113
74	A	New Mexico St.	65	100	1204	54	N	Saint Mary's (CA)	60	85	1207	97	H	North Texas	65	74	1218	249	H	UTEP	84	78	1124
-----					-----					-----					-----								
Upcoming Games					Upcoming Games					Upcoming Games					Upcoming Games								
17	A	Nevada	0209		74	H	New Mexico St.	94	98	1117	204	A	Colorado St.	76	91	0112	204	H	Colorado St.	0302			
40	A	Utah St.	0220		80	A	Fresno St.	0202		219	A	Bradley	85	75	1201	314	A	Wyoming	0309				

Non-Div I Games: Southwest (NM) 103 47

Average NET Win: 265

Average NET Loss: 103

WON-LOST
RECORD

ROAD
RECORD

STRENGTH
OF SCHEDULE

DIV. I ONLY	10- 10	4- 6	129
DIV. I NON-CONF.	8- 5	3- 4	185
Quadrant 1		Quadrant 2	Quadrant 3
OVERALL	0-2	0-3	1-3
HOME	0-0	0-1	1-1
AWAY	0-2	0-2	0-2
NEUTRAL	0-0	0-0	0-0
NON-CONFERENCE	0-1	0-1	1-2
HOME	0-0	0-0	1-0
AWAY	0-1	0-1	0-2
NEUTRAL	0-0	0-0	0-0
		Quadrant 4	TOTALS
		9-2	10- 10
		5-2	6- 4
		4-0	4- 6
		0-0	0- 0
		7-1	8- 5
		4-1	5- 1
		3-0	3- 4
		0-0	0- 0

Q1: (H:1-30)(N:1-50)(A:1-75) 0-2 overall, 0-1 non_conference					Q2: (H:31-75)(N:51-100)(A:76-135) 0-3 overall, 0-1 non_conference					Q3: (H:76-160)(N:101-200)(A:136-240) 1-3 overall, 1-2 non_conference					Q4: (H:161+)(N:201+)(A:241+) 9-2 overall, 7-1 non_conference													
NET	S	Opponent	Score		NET	S	Opponent	Score		NET	S	Opponent	Score		NET	S	Opponent	Score										
(H 1-15)(N 1-25)(A 1-40)					(H 31-55)(N 51-75)(A 76-100)					(H 76-160)(N 101-200)(A 136-240)					(H:161+)(N:201+)(A:241+)													
2	A	Gonzaga	36	67	0110	47	H	San Francisco	52	53	0117	111	H	BYU	87	90	0103	167	H	Abilene Christian	71	73	1123					
17	A	Nevada	61	83	1109	80	A	Fresno St.	78	81	1128	126	H	UC Irvine	84	75	1229	209	H	Santa Clara	57	69	0119					
-----					100	A	San Diego	64	73	0105	147	A	Boise St.	71	83	1222	215	H	Long Beach St.	74	68	1210						
(H 16-30)(N 26-50)(A 41-75)					-----					153					A	UNLV	70	96	1120	221	H	Air Force	82	69	1201			
-----					(H 56-75)(N 76-100)(A 101-135)					-----					Upcoming Games					270	A	CSUN	79	77	1216			
Upcoming Games					-----					145					A	Loyola Marymount	0131		280	H	UC Riverside	74	54	1122				
2	H	Gonzaga	0228		Upcoming Games					145	H	Loyola Marymount	0223		283	A	Idaho St.	83	76	1115	298	H	Elon	65	57	1124		
54	A	Saint Mary's (CA)	0207		54	H	Saint Mary's (CA)	0221		168	A	Pepperdine	0302		315	A	Portland	65	57	0112	315	H	Portland	74	70	0126		
					111	A	BYU	0209		209	A	Santa Clara	0216		327	A	SIUE	74	65	1106	-----							
															Upcoming Games													
															168					H	Pepperdine	0202						

Non-Div I Games: Stanislaus St 91 66 Tex Permian Basin 74 69

Average NET Win: 257

WON-LOST
RECORD

ROAD
RECORD

STRENGTH
OF SCHEDULE

Average NET Loss: 131

DIV. I ONLY		11- 9	6- 7	236	
DIV. I NON-CONF.		5- 7	3- 6	172	
		<hr/>			
	Quadrant 1	Quadrant 2	Quadrant 3	Quadrant 4	TOTALS
OVERALL	0-4	0-2	3-1	8-2	11- 9
HOME	0-0	0-0	1-0	4-2	5- 2
AWAY	0-4	0-2	2-1	4-0	6- 7
NEUTRAL	0-0	0-0	0-0	0-0	0- 0
NON-CONFERENCE	0-4	0-1	2-1	3-1	5- 7
HOME	0-0	0-0	1-0	1-1	2- 1
AWAY	0-4	0-1	1-1	2-0	3- 6
NEUTRAL	0-0	0-0	0-0	0-0	0- 0

Q1: (H:1-30)(N:1-50)(A:1-75) 0-4 overall, 0-4 non_conference			Q2: (H:31-75)(N:51-100)(A:76-135) 0-2 overall, 0-1 non_conference			Q3: (H:76-160)(N:101-200)(A:136-240) 3-1 overall, 2-1 non_conference			Q4: (H:161+)(N:201+)(A:241+) 8-2 overall, 3-1 non_conference		
NET S Opponent Score (H 1-15)(N 1-25)(A 1-40)			NET S Opponent Score (H 31-55)(N 51-75)(A 76-100)			NET S Opponent Score (H 76-100)(N 101-200)(A 136-240)			NET S Opponent Score (H 161-200)(N 201-240)(A 241-280)		
13 A Iowa St. 55 82 1126			----- (H 56-75)(N 76-100)(A 101-135)			148 H UC Santa Barbara 85 74 1219			208 H South Dakota 75 68 0120		
----- (H 16-30)(N 26-50)(A 41-75)			105 A South Dakota St. 73 83 0126			174 A Seattle U 71 90 1206			226 H North Dakota St. 90 77 0102		
58 A Minnesota 76 104 1106			106 A Colorado 75 79 1116			205 A Rice 83 66 1221			268 H Montana St. 89 65 1124		
62 A Arizona St. 71 89 1128			----- Upcoming Games			230 A Purdue Fort Wayne 85 79 0124			288 H Northern Ariz. 66 76 1114		
68 A Oregon 61 84 1208						----- Upcoming Games			290 A North Dakota 92 91 0110		
----- Upcoming Games						105 H South Dakota St. 0214			292 A Western Ill. 80 71 0117		
						226 A North Dakota St. 0223			304 H Oral Roberts 84 87 1230		
									307 H Denver 91 84 1228		
									319 A Bethune-Cookman 76 56 1120		
									331 A Idaho 89 80 1215		
									----- Upcoming Games		
									208 N South Dakota 0207		
									230 H Purdue Fort Wayne 0216		
									290 H North Dakota 0203		
									290 H North Dakota 0204		
									292 H Western Ill. 0220		
									304 A Oral Roberts 0228		
									307 A Denver 0302		

Non-Div I Games: Buena Vista 94 58

Average NET Win: 188

WON-LOST RECORD

ROAD RECORD

STRENGTH OF SCHEDULE

Average NET Loss: 110

DIV. I ONLY		8- 11	0- 6	71	
DIV. I NON-CONF.		7- 5	0- 2	276	

	Quadrant 1	Quadrant 2	Quadrant 3	Quadrant 4	TOTALS
OVERALL	1-4	1-2	2-3	4-2	8- 11
HOME	1-1	1-0	0-1	4-2	6- 4
AWAY	0-3	0-2	0-1	0-0	0- 6
NEUTRAL	0-0	0-0	2-1	0-0	2- 1
NON-CONFERENCE	0-1	1-0	2-2	4-2	7- 5
HOME	0-0	1-0	0-0	4-2	5- 2
AWAY	0-1	0-0	0-1	0-0	0- 2
NEUTRAL	0-0	0-0	2-1	0-0	2- 1

Q1: (H:1-30)(N:1-50)(A:1-75) 1-4 overall, 0-1 non_conference				Q2: (H:31-75)(N:51-100)(A:76-135) 1-2 overall, 1-0 non_conference				Q3: (H:76-160)(N:101-200)(A:136-240) 2-3 overall, 2-2 non_conference				Q4: (H:161+)(N:201+)(A:241+) 4-2 overall, 4-2 non_conference			
NET	S	Opponent	Score	NET	S	Opponent	Score	NET	S	Opponent	Score	NET	S	Opponent	Score
		(H 1-15)(N 1-25)(A 1-40)				(H 31-55)(N 51-75)(A 76-100)									
1	A	Virginia	45 68 0122	90	A	Georgia Tech	79 92 0105	120	H	Boston College	61 65 0126	190	H	Gardner-Webb	69 73 1229
4	H	Duke	65 87 0108					172	N	Saint Joseph's	69 89 1115	234	H	Cornell	83 61 0102
6	A	Tennessee	64 83 1222					178	N	Cal St. Fullerton	66 59 1116	254	H	Charlotte	80 56 1206
10	A	Virginia Tech	71 87 0119			(H 56-75)(N 76-100)(A 101-135)		187	N	Valparaiso	69 63 1118	257	H	N.C. A&T	90 78 1110
								213	A	Richmond	74 84 1201	295	H	Western Caro.	71 64 1127
		(H 16-30)(N 26-50)(A 41-75)										302	H	Houston Baptist	91 93 1123
30	H	NC State	71 67 0115	66	H	Davidson	67 63 1217	Upcoming Games				Upcoming Games			
				103	A	Miami (FL)	65 76 0112	103	H	Miami (FL)	0226				
		Upcoming Games		Upcoming Games											
4	A	Duke	0305	35	H	Florida St.	0309								
9	H	North Carolina	0216	49	H	Syracuse	0302								
11	H	Louisville	0130	61	H	Pittsburgh	0205								
30	A	NC State	0224	91	A	Notre Dame	0219								
35	A	Florida St.	0213												
59	A	Clemson	0203												

Non-Div I Games:

Average NET Win: 284

WON-LOST RECORD

ROAD RECORD

STRENGTH OF SCHEDULE

Average NET Loss: 130

DIV. I ONLY		9- 8	3- 7	298
DIV. I NON-CONF.		2- 8	0- 7	204
Quadrant 1		Quadrant 2	Quadrant 3	Quadrant 4
OVERALL	0-2	0-3	0-2	9- 8
HOME	0-0	0-0	0-1	5- 1
AWAY	0-2	0-3	0-1	3- 7
NEUTRAL	0-0	0-0	0-0	1- 0
NON-CONFERENCE	0-2	0-3	0-2	2- 8
HOME	0-0	0-0	0-1	1- 1
AWAY	0-2	0-3	0-1	0- 7
NEUTRAL	0-0	0-0	0-0	1- 0

Q1: (H:1-30)(N:1-50)(A:1-75) 0-2 overall, 0-2 non_conference		Q2: (H:31-75)(N:51-100)(A:76-135) 0-3 overall, 0-3 non_conference		Q3: (H:76-160)(N:101-200)(A:136-240) 0-2 overall, 0-2 non_conference		Q4: (H:161+)(N:201+)(A:241+) 9-1 overall, 2-1 non_conference	
NET S Opponent Score (H 1-15)(N 1-25)(A 1-40)		NET S Opponent Score (H 31-55)(N 51-75)(A 76-100)		NET S Opponent Score (H 76-160)(N 101-200)(A 136-240)		NET S Opponent Score (H 161-300)(N 201-300)(A 301-400)	
----- (H 16-30)(N 26-50)(A 41-75)		----- (H 56-75)(N 76-100)(A 101-135)		----- Upcoming Games		----- Upcoming Games	
59 A Clemson 59 74 1114		107 A Louisiana Tech 69 76 1111		167 A Abilene Christian 0209		167 H Abilene Christian 71 68 0105	
71 A ETSU 63 77 1120		127 A Utah Valley 79 85 1222				242 H A&M-Corpus Christi 72 50 0116	
Upcoming Games		Upcoming Games				246 A Little Rock 52 79 1201	
						263 A Central Ark. 78 69 0109	
						272 H Lamar University 69 59 0126	
						302 A Houston Baptist 71 65 0119	
						310 H Alabama St. 78 57 1218	
						320 N Jackson St. 75 60 1119	
						339 A Northwestern St. 78 64 0123	
						340 H Incarnate Word 66 52 0112	
						Upcoming Games	
						242 A A&M-Corpus Christi 0213	
						263 H Central Ark. 0306	
						265 A New Orleans 0227	
						272 A Lamar University 0216	
						276 H SFA 0202	
						276 A SFA 0309	
						301 A Southeastern La. 0130	
						302 H Houston Baptist 0223	
						309 H Nicholls St. 0220	
						313 H McNeese 0206	

Non-Div I Games:	East Tex Baptist	85 64	Southwestern (TX)	94 56	Texas Lutheran	84 54
------------------	------------------	-------	-------------------	-------	----------------	-------

Average NET Win: 225 WON-LOST RECORD ROAD RECORD STRENGTH OF SCHEDULE
Average NET Loss: 143

DIV. I ONLY	10- 9	4- 4	261
DIV. I NON-CONF.	5- 6	2- 2	334
Quadrant 1		Quadrant 2	Quadrant 3
OVERALL	0-0	0-3	3-5
HOME	0-0	0-0	0-2
AWAY	0-0	0-3	3-1
NEUTRAL	0-0	0-0	0-2
NON-CONFERENCE	0-0	0-2	1-3
HOME	0-0	0-0	0-1
AWAY	0-0	0-2	1-0
NEUTRAL	0-0	0-0	0-2
		Quadrant 4	TOTALS
		7-1	10- 9
		5-1	5- 3
		1-0	4- 4
		1-0	1- 2
		4-1	5- 6
		2-1	2- 2
		1-0	2- 2
		1-0	1- 2

Q1: (H:1-30)(N:1-50)(A:1-75) 0-0 overall, 0-0 non_conference		Q2: (H:31-75)(N:51-100)(A:76-135) 0-3 overall, 0-2 non_conference		Q3: (H:76-160)(N:101-200)(A:136-240) 3-5 overall, 1-3 non_conference		Q4: (H:161+)(N:201+)(A:241+) 7-1 overall, 4-1 non_conference	
NET S Opponent Score (H 1-15)(N 1-25)(A 1-40)		NET S Opponent Score (H 31-55)(N 51-75)(A 76-100)		NET S Opponent Score		NET S Opponent Score	
-----		-----		95 H Ball St. 61 77 1217		198 H UNI 75 66 0119	
(H 16-30)(N 26-50)(A 41-75)		(H 56-75)(N 76-100)(A 101-135)		119 H Drake 59 70 0126		200 H Illinois St. 58 56 0102	
-----		-----		128 N Western Ky. 71 83 1115		219 H Bradley 61 50 0108	
Upcoming Games		101 A West Virginia 76 88 1124		153 A UNLV 72 64 1128		239 H High Point 53 55 1204	
		108 A Texas A&M 49 71 1219		155 A Southern Ill. 65 61 0112		259 A George Washington 82 79 1208	
		132 A Loyola Chicago 54 71 0115		163 A Missouri St. 82 66 0105		280 H UC Riverside 82 73 1202	
		-----		180 A Indiana St. 53 70 0123		297 N Monmouth 64 53 1116	
		Upcoming Games		185 N Wake Forest 63 69 1118		327 H SIUE 75 70 1121	
		119 A Drake 0216		-----		-----	
				Upcoming Games		Upcoming Games	
				132 H Loyola Chicago 0210		163 H Missouri St. 0129	
				155 H Southern Ill. 0220		179 H Evansville 0302	
				179 A Evansville 0202		180 H Indiana St. 0213	
				198 A UNI 0223			
				200 A Illinois St. 0205			
				219 A Bradley 0227			

Non-Div I Games: Concordia Chicago 121 65 Purdue Northwest 97 61

Average NET Win:	261	WON-LOST RECORD	ROAD RECORD	STRENGTH OF SCHEDULE
Average NET Loss:	221			

DIV. I ONLY	10- 9	4- 6	343		
DIV. I NON-CONF.	6- 5	3- 3	350		
	Quadrant 1	Quadrant 2	Quadrant 3	Quadrant 4	TOTALS
OVERALL	0-1	1-0	2-3	7-5	10- 9
HOME	0-0	0-0	0-0	6-3	6- 3
AWAY	0-1	1-0	2-3	1-2	4- 6
NEUTRAL	0-0	0-0	0-0	0-0	0- 0
NON-CONFERENCE	0-1	1-0	1-0	4-4	6- 5
HOME	0-0	0-0	0-0	3-2	3- 2
AWAY	0-1	1-0	1-0	1-2	3- 3
NEUTRAL	0-0	0-0	0-0	0-0	0- 0

Q1: (H:1-30)(N:1-50)(A:1-75) 0-1 overall, 0-1 non_conference					Q2: (H:31-75)(N:51-100)(A:76-135) 1-0 overall, 1-0 non_conference					Q3: (H:76-160)(N:101-200)(A:136-240) 2-3 overall, 1-0 non_conference					Q4: (H:161+)(N:201+)(A:241+) 7-5 overall, 4-4 non_conference								
NET	S	Opponent	Score		NET	S	Opponent	Score		NET	S	Opponent	Score		NET	S	Opponent	Score					
		(H 1-15)(N 1-25)(A 1-40)					(H 31-55)(N 51-75)(A 76-100)					(H 76-100)(N 101-125)(A 126-150)					(H 161-200)(N 201-240)(A 241-280)						
		-----					-----					-----						-----					
		(H 16-30)(N 26-50)(A 41-75)					(H 56-75)(N 76-100)(A 101-135)					(H 116-135)(N 136-160)(A 161-180)					(H 201-240)(N 241-280)(A 281-320)						
52	A	Northwestern	51	63	1112	129	A	George Mason	78	75	1109	143	H	Lehigh	76	83	0116	177	H	Bucknell	76	68	0126
		-----						-----						-----						-----			
		Upcoming Games					Upcoming Games					Upcoming Games						Upcoming Games					
												154	A	Colgate	69	73	0106	236	H	Boston U.	86	74	0102
												177	A	Bucknell	54	55	0112	259	A	George Washington	67	71	1229
												232	A	UMBC	73	69	1124	266	H	Wagner	58	64	1130
												236	A	Boston U.	70	66	0123	287	H	Lafayette	79	84	0119
														-----				289	H	Saint Francis (PA)	95	82	1204
														Upcoming Games				293	H	Navy	71	63	0109
														143	H	Lehigh	0227	318	A	VMI	74	64	1127
														154	H	Colgate	0216	325	H	Mt. St. Mary's	55	56	1218
														193	A	Holy Cross	0302	330	A	Howard	83	85	1208
														222	A	Army West Point	0224	347	H	New Hampshire	68	44	1116
																		352	H	UMES	82	58	1222

																		Upcoming Games					
																		193	H	Holy Cross			0202
																		222	H	Army West Point			0209
																		275	A	Loyola Maryland			0130
																		275	H	Loyola Maryland			0213
																		287	A	Lafayette			0220
																		293	A	Navy			0206

A
m
e
r
i
c
a
n

A
m
e
r
i
c
a
n

Non-Div I Games:

Average NET Win: 236

WON-LOST
RECORD

ROAD
RECORD

STRENGTH
OF SCHEDULE

Average NET Loss: 188

DIV. I ONLY		11- 9	3- 7	292
DIV. I NON-CONF.		6- 5	1- 4	256
Quadrant 1		Quadrant 2	Quadrant 3	Quadrant 4
OVERALL	0-0	1-2	2-4	8-3
HOME	0-0	0-0	0-1	6- 2
AWAY	0-0	1-2	2-3	0-2
NEUTRAL	0-0	0-0	0-0	2-0
NON-CONFERENCE	0-0	1-1	0-3	5-1
HOME	0-0	0-0	0-1	3-0
AWAY	0-0	1-1	0-2	0-1
NEUTRAL	0-0	0-0	0-0	2-0
				TOTALS
				11- 9
				6- 2
				3- 7
				2- 0
				6- 5
				3- 1
				1- 4
				2- 0

Q1: (H:1-30)(N:1-50)(A:1-75) 0-0 overall, 0-0 non_conference			Q2: (H:31-75)(N:51-100)(A:76-135) 1-2 overall, 1-1 non_conference			Q3: (H:76-160)(N:101-200)(A:136-240) 2-4 overall, 0-3 non_conference			Q4: (H:161+)(N:201+)(A:241+) 8-3 overall, 5-1 non_conference		
NET S Opponent Score			NET S Opponent Score			NET S Opponent Score			NET S Opponent Score		
(H 1-15)(N 1-25)(A 1-40)			(H 31-55)(N 51-75)(A 76-100)			(H 76-100)(N 101-120)(A 121-135)			(H 161-180)(N 181-200)(A 201-220)		
-----			86 A Xavier 69 82 1106			95 H Ball St. 75 85 1201			192 H Detroit Mercy 80 65 0126		
(H 16-30)(N 26-50)(A 41-75)			92 A Northern Ky. 77 92 1228			146 A Wright St. 64 72 1230			212 H Oakland 73 71 0124		
-----			(H 56-75)(N 76-100)(A 101-135)			213 A Richmond 70 78 1116			219 H Bradley 85 73 1128		
Upcoming Games			120 A Boston College 76 69 1114			220 A Green Bay 76 70 0117			223 N St. Francis Brooklyn 68 48 1123		
			Upcoming Games			224 A UIC 66 64 0104			255 A Morehead St. 70 74 1221		
						230 A Purdue Fort Wayne 77 87 1218			285 H Youngstown St. 76 82 0112		
						Upcoming Games			286 A Milwaukee 57 64 0119		
						92 H Northern Ky. 0201			291 H Cleveland St. 90 74 0110		
						146 H Wright St. 0203			292 H Western Ill. 82 68 1215		
						192 A Detroit Mercy 0228			299 H Eastern Ill. 71 65 1110		
						212 A Oakland 0302			308 N Grambling 80 69 1124		
									Upcoming Games		
									220 H Green Bay 0224		
									224 H UIC 0209		
									285 A Youngstown St. 0214		
									286 H Milwaukee 0222		
									291 A Cleveland St. 0216		

Non-Div I Games: Ind - Kokomo 95 64 Ind - Northwest 116 79

Average NET Win: 272

Average NET Loss: 164

WON-LOST
RECORD

ROAD
RECORD

STRENGTH
OF SCHEDULE

DIV. I ONLY		9- 9		4- 7		312	
DIV. I NON-CONF.		6- 5		3- 3		268	
Quadrant 1		Quadrant 2		Quadrant 3		Quadrant 4	
OVERALL	0-2		1-2		1-1		7-4
HOME	0-0		0-0		0-0		4-0
AWAY	0-2		1-2		1-1		2-2
NEUTRAL	0-0		0-0		0-0		1-2
NON-CONFERENCE	0-2		1-1		1-0		4-2
HOME	0-0		0-0		0-0		2-0
AWAY	0-2		1-1		1-0		1-0
NEUTRAL	0-0		0-0		0-0		1-2
						TOTALS	
						9- 9	
						4- 0	
						4- 7	
						1- 2	
						6- 5	
						2- 0	
						3- 3	
						1- 2	

Q1: (H:1-30)(N:1-50)(A:1-75) 0-2 overall, 0-2 non_conference				Q2: (H:31-75)(N:51-100)(A:76-135) 1-2 overall, 1-1 non_conference				Q3: (H:76-160)(N:101-200)(A:136-240) 1-1 overall, 1-0 non_conference				Q4: (H:161+)(N:201+)(A:241+) 7-4 overall, 4-2 non_conference			
NET S Opponent Score				NET S Opponent Score				NET S Opponent Score				NET S Opponent Score			
(H 1-15)(N 1-25)(A 1-40)				(H 31-55)(N 51-75)(A 76-100)				(H 76-160)(N 101-200)(A 136-240)				(H:161+)(N:201+)(A:241+)			
10 A Virginia Tech 59 87 1109				81 A Furman 86 88 1113				161 A Winthrop 88 97 0124				237 N Arkansas St. 69 77 1125			
(H 16-30)(N 26-50)(A 41-75)				90 A Georgia Tech 79 69 1217				185 A Wake Forest 73 69 1229				241 N UNCW 81 72 1124			
55 A VCU 57 69 1106				(H 56-75)(N 76-100)(A 101-135)				Upcoming Games				253 H Hampton 87 74 0119			
Upcoming Games				110 A Radford 58 75 0117				195 A Presbyterian 0209				256 A Campbell 61 72 0105			
				Upcoming Games				239 A High Point 0223				271 A Charleston So. 60 74 0126			
												299 N Eastern Ill. 78 79 1123			
												329 A USC Upstate 74 61 1128			
												329 H USC Upstate 64 59 0112			
												341 A Savannah St. 97 77 1116			
												341 H Savannah St. 97 60 1201			
												343 H Kennesaw St. 81 77 1213			
												Upcoming Games			
												161 H Winthrop 0216			
												195 H Presbyterian 0227			
												239 H High Point 0130			
												260 A Longwood 0207			
												260 H Longwood 0302			
												271 H Charleston So. 0213			
												353 H UNC Asheville 0202			
												353 A UNC Asheville 0221			

Gardner-Webb

Gardner-Webb

Non-Div I Games: UNKNOWN	105 37	Johnson & Wales /	102 55	Brevard	106 29
--------------------------	--------	-------------------	--------	---------	--------

Average NET Win: 235

WON-LOST RECORD

ROAD RECORD

STRENGTH OF SCHEDULE

Average NET Loss: 106

DIV. I ONLY		8- 12	4- 8	188	
DIV. I NON-CONF.		3- 9	1- 7	198	
		<hr/>			
	Quadrant 1	Quadrant 2	Quadrant 3	Quadrant 4	TOTALS
OVERALL	0-4	1-4	1-2	6-2	8- 12
HOME	0-0	0-0	0-2	4-2	4- 4
AWAY	0-4	1-4	1-0	2-0	4- 8
NEUTRAL	0-0	0-0	0-0	0-0	0- 0
NON-CONFERENCE	0-4	0-3	0-0	3-2	3- 9
HOME	0-0	0-0	0-0	2-2	2- 2
AWAY	0-4	0-3	0-0	1-0	1- 7
NEUTRAL	0-0	0-0	0-0	0-0	0- 0

Q1: (H:1-30)(N:1-50)(A:1-75) 0-4 overall, 0-4 non_conference					Q2: (H:31-75)(N:51-100)(A:76-135) 1-4 overall, 0-3 non_conference					Q3: (H:76-160)(N:101-200)(A:136-240) 1-2 overall, 0-0 non_conference					Q4: (H:161+)(N:201+)(A:241+) 6-2 overall, 3-2 non_conference																			
NET	S	Opponent	Score		NET	S	Opponent	Score		NET	S	Opponent	Score		NET	S	Opponent	Score																
(H 1-15)(N 1-25)(A 1-40)					(H 31-55)(N 51-75)(A 76-100)					(H 76-160)(N 101-200)(A 136-240)					(H 161-300)(N 201-300)(A 241-300)																			
2	A	Gonzaga	55	89	1218	79	A	Missouri	45	65	1204	130	H	Georgia St.	58	63	0103	196	H	UTRGV	65	76	1201											
-----					97	A	North Texas	61	63	1208	133	H	Ga. Southern	64	77	0105	198	H	UNI	74	65	1110												
(H 16-30)(N 26-50)(A 41-75)					(H 56-75)(N 76-100)(A 101-135)					-----					237	H	Arkansas St.	68	59	0117														
42	A	Indiana	64	78	1120	104	A	Tulsa	58	72	1127	Upcoming Games					242	H	A&M-Corpus Christi	67	73	1116												
45	A	Texas	56	76	1228	130	A	Georgia St.	71	77	0126	94	H	Texas St.			0309	246	H	Little Rock	82	73	0119											
69	A	Arkansas	60	78	1123	133	A	Ga. Southern	72	67	0124	151	H	La.-Monroe			0223	262	A	Appalachian St.	82	72	0110											
-----					Upcoming Games					-----					197	A	Troy			0302	300	H	UC Davis	68	59	1118								
Upcoming Games					-----					Upcoming Games					237	A	Arkansas St.			0216	338	A	Cal Poly	75	70	1221								
					-----					Upcoming Games																								
					94					A					Texas St.										0202									

Non-Div I Games: Texas-Tyler 90 66

Average NET Win: 225 WON-LOST ROAD STRENGTH
Average NET Loss: 137 RECORD RECORD OF SCHEDULE

DIV. I ONLY		8- 13	3- 9	161
DIV. I NON-CONF.		3- 9	1- 7	78
Quadrant 1		Quadrant 2	Quadrant 3	Quadrant 4
OVERALL	0-3	0-2	3-5	5-3
HOME	0-0	0-0	2-2	3-2
AWAY	0-3	0-2	1-3	2-1
NEUTRAL	0-0	0-0	0-0	0-0
NON-CONFERENCE	0-3	0-2	2-2	1-2
HOME	0-0	0-0	1-1	1-1
AWAY	0-3	0-2	1-1	0-1
NEUTRAL	0-0	0-0	0-0	0-0
				TOTALS
				8- 13
				5- 4
				3- 9
				0- 0
				3- 9
				2- 2
				1- 7
				0- 0

Q1: (H:1-30)(N:1-50)(A:1-75) 0-3 overall, 0-3 non_conference		Q2: (H:31-75)(N:51-100)(A:76-135) 0-2 overall, 0-2 non_conference		Q3: (H:76-160)(N:101-200)(A:136-240) 3-5 overall, 2-2 non_conference		Q4: (H:161+)(N:201+)(A:241+) 5-3 overall, 1-2 non_conference	
NET S Opponent Score (H 1-15)(N 1-25)(A 1-40)		NET S Opponent Score (H 31-55)(N 51-75)(A 76-100)		NET S Opponent Score (H 76-160)(N 101-200)(A 136-240)		NET S Opponent Score (H 161-200)(N 201-240)(A 241-280)	
----- (H 16-30)(N 26-50)(A 41-75)		----- (H 56-75)(N 76-100)(A 101-135)		----- (H 161-200)(N 201-240)(A 241-280)		----- (H 241-280)(N 281-320)(A 321-360)	
50 A Butler 63 84 1112		86 A Xavier 55 69 1221		92 H Northern Ky. 73 95 0105		165 H Ohio 61 63 1215	
56 A Temple 67 83 1109		96 A Dayton 59 98 1204		131 H Bowling Green 82 67 1120		212 H Oakland 73 79 0119	
63 A Toledo 57 101 1205				138 H Kent St. 72 76 1128		220 H Green Bay 101 83 0110	
-----		-----		141 A Akron 59 71 1201		269 A Western Mich. 76 89 1106	
Upcoming Games		Upcoming Games		146 H Wright St. 79 58 0103		275 H Loyola Maryland 91 63 1119	
		92 A Northern Ky. 0207		169 A Eastern Mich. 78 74 1124		285 A Youngstown St. 78 66 1228	
				189 A IUPUI 65 80 0126		286 H Milwaukee 93 84 0112	
				224 A UIC 67 79 0124		291 A Cleveland St. 73 61 1230	
				-----		-----	
				Upcoming Games		Upcoming Games	
				146 A Wright St. 0209		189 H IUPUI 0228	
				212 A Oakland 0223		224 H UIC 0302	
				220 A Green Bay 0216		285 H Youngstown St. 0202	
						286 A Milwaukee 0214	
						291 H Cleveland St. 0131	

Non-Div I Games:

Average NET Win: 240 WON-LOST ROAD STRENGTH
Average NET Loss: 162 RECORD RECORD OF SCHEDULE

DIV. I ONLY	12- 9	4- 6	206		
DIV. I NON-CONF.	9- 4	3- 3	142		
	Quadrant 1	Quadrant 2	Quadrant 3	Quadrant 4	TOTALS
OVERALL	0-2	0-0	3-5	9-2	12- 9
HOME	0-0	0-0	0-2	6-1	6- 3
AWAY	0-2	0-0	2-3	2-1	4- 6
NEUTRAL	0-0	0-0	1-0	1-0	2- 0
NON-CONFERENCE	0-2	0-0	3-2	6-0	9- 4
HOME	0-0	0-0	0-1	4-0	4- 1
AWAY	0-2	0-0	2-1	1-0	3- 3
NEUTRAL	0-0	0-0	1-0	1-0	2- 0

Q1: (H:1-30)(N:1-50)(A:1-75) 0-2 overall, 0-2 non_conference			Q2: (H:31-75)(N:51-100)(A:76-135) 0-0 overall, 0-0 non_conference			Q3: (H:76-160)(N:101-200)(A:136-240) 3-5 overall, 3-2 non_conference			Q4: (H:161+)(N:201+)(A:241+) 9-2 overall, 6-0 non_conference		
NET S Opponent Score			NET S Opponent Score			NET S Opponent Score			NET S Opponent Score		
(H 1-15)(N 1-25)(A 1-40)			(H 31-55)(N 51-75)(A 76-100)			(H 76-160)(N 101-200)(A 136-240)			(H:161+)(N:201+)(A:241+)		
5 A Michigan 37 56 1110			-----			117 H Rhode Island 63 79 1208			199 H Fairleigh Dickinson 67 49 1201		
(H 16-30)(N 26-50)(A 41-75)			(H 56-75)(N 76-100)(A 101-135)			143 H Lehigh 94 99 0109			227 H Sacred Heart 93 81 1106		
72 A Providence 61 70 1113			-----			144 N Stony Brook 84 70 1116			240 H Canisius 65 63 1220		
Upcoming Games			Upcoming Games			152 A Harvard 62 73 1128			258 N Siena 57 45 1118		
						177 A Bucknell 78 93 0114			258 H Siena 60 57 1222		
						206 A Massachusetts 82 78 1204			275 A Loyola Maryland 80 73 0103		
						211 A Iona 78 71 1230			275 H Loyola Maryland 65 67 0119		
						222 A Army West Point 57 76 0123			277 A Albany (NY) 69 65 1120		
						Upcoming Games			287 H Lafayette 77 70 0112		
						143 A Lehigh 0224			293 A Navy 48 50 0106		
						154 H Colgate 0213			293 H Navy 69 64 0126		
						154 A Colgate 0227			-----		
						188 A American 0202			Upcoming Games		
						236 A Boston U. 0130			177 H Bucknell 0216		
									188 H American 0302		
									222 H Army West Point 0206		
									236 H Boston U. 0218		
									287 A Lafayette 0210		

Non-Div I Games:

Average NET Win:	266	WON-LOST	ROAD	STRENGTH
Average NET Loss:	154	RECORD	RECORD	OF SCHEDULE

DIV. I ONLY	8- 8	2- 6	275		
DIV. I NON-CONF.	7- 7	2- 5	298		
	Quadrant 1	Quadrant 2	Quadrant 3	Quadrant 4	TOTALS
OVERALL	0-3	0-1	1-1	7-3	8- 8
HOME	0-0	0-0	1-0	4-1	5- 1
AWAY	0-3	0-1	0-1	2-1	2- 6
NEUTRAL	0-0	0-0	0-0	1-1	1- 1
NON-CONFERENCE	0-3	0-1	0-0	7-3	7- 7
HOME	0-0	0-0	0-0	4-1	4- 1
AWAY	0-3	0-1	0-0	2-1	2- 5
NEUTRAL	0-0	0-0	0-0	1-1	1- 1

Q1: (H:1-30)(N:1-50)(A:1-75) 0-3 overall, 0-3 non_conference				Q2: (H:31-75)(N:51-100)(A:76-135) 0-1 overall, 0-1 non_conference				Q3: (H:76-160)(N:101-200)(A:136-240) 1-1 overall, 0-0 non_conference				Q4: (H:161+)(N:201+)(A:241+) 7-3 overall, 7-3 non_conference			
NET S Opponent Score				NET S Opponent Score				NET S Opponent Score				NET S Opponent Score			
(H 1-15)(N 1-25)(A 1-40)				(H 31-55)(N 51-75)(A 76-100)				(H 76-160)(N 101-200)(A 136-240)				(H:161+)(N:201+)(A:241+)			
20 A Buffalo 71 110 1121				76 A Vermont 59 73 0102				152 H Harvard 81 63 0112				227 H Sacred Heart 82 73 1210			
(H 16-30)(N 26-50)(A 41-75)				(H 56-75)(N 76-100)(A 101-135)				152 A Harvard 59 64 0126				236 H Boston U. 78 68 1213			
47 A San Francisco 65 84 1124				Upcoming Games				Upcoming Games				261 H Quinnipiac 59 64 1205			
66 A Davidson 76 79 1109				65 H Yale 0202				83 H Penn 0302				275 A Loyola Maryland 82 80 1111			
Upcoming Games				83 A Penn 0215				125 H Brown 0201				277 N Albany (NY) 91 77 1130			
65 A Yale 0222				125 A Brown 0223				170 A Princeton 0216				277 A Albany (NY) 61 52 1215			
								234 A Cornell 0309				282 N Marist 58 76 1129			
								235 A Columbia 0308				326 A Bryant 67 68 1221			
												335 H Maine 78 52 1208			
												347 H New Hampshire 76 68 1230			
												Upcoming Games			
												170 H Princeton 0301			
												234 H Cornell 0208			
												235 H Columbia 0209			

Non-Div I Games: Films	100	54	Newbury	114	39
------------------------	-----	----	---------	-----	----

Average NET Win:	286	WON-LOST	ROAD	STRENGTH
Average NET Loss:	148	RECORD	RECORD	OF SCHEDULE

DIV. I ONLY	10- 10	5- 8	250
DIV. I NON-CONF.	5- 7	4- 5	232

OVERALL	Quadrant 1	Quadrant 2	Quadrant 3
HOME	0-2	0-4	0-1
AWAY	0-0	0-0	0-0
NEUTRAL	0-2	0-4	0-1
NON-CONFERENCE	0-0	0-0	0-0
HOME	0-2	0-3	0-0
AWAY	0-0	0-0	0-0
NEUTRAL	0-2	0-3	0-0
Quadrant 4	TOTALS		
10-3	10- 10		
5-2	5- 2		
5-1	5- 8		
0-0	0- 0		
5-2	5- 7		
1-2	1- 2		
4-0	4- 5		
0-0	0- 0		

Q1: (H:1-30)(N:1-50)(A:1-75) 0-2 overall, 0-2 non_conference	Q2: (H:31-75)(N:51-100)(A:76-135) 0-4 overall, 0-3 non_conference	Q3: (H:76-160)(N:101-200)(A:136-240) 0-1 overall, 0-0 non_conference	Q4: (H:161+)(N:201+)(A:241+) 10-3 overall, 5-2 non_conference
NET S Opponent Score (H 1-15)(N 1-25)(A 1-40)	NET S Opponent Score (H 31-55)(N 51-75)(A 76-100)	NET S Opponent Score 239 A High Point 58 74 0110	NET S Opponent Score 161 H Winthrop 99 91 0126
19 A Marquette 55 74 1117	96 A Dayton 69 81 1222	-----	223 H St. Francis Brooklyn 86 90 1128
(H 16-30)(N 26-50)(A 41-75)	98 A UCLA 65 80 1119	Upcoming Games	253 H Hampton 85 70 0116
50 A Butler 67 76 1218	(H 56-75)(N 76-100)(A 101-135)	161 A Winthrop 0213	256 A Campbell 73 77 0124
Upcoming Games	110 A Radford 77 79 0112	190 A Gardner-Webb 0227	257 A N.C. A&T 75 70 1201
	112 A Col. of Charleston 73 85 1106		260 H Longwood 71 64 0119
	Upcoming Games		279 H Jacksonville 88 94 1204
			279 A Jacksonville 72 67 1230
			318 H VMI 103 70 1212
			329 H USC Upstate 64 61 0105
			329 A USC Upstate 68 59 0121
			334 A Tennessee Tech 80 65 1110
			337 A South Carolina St. 72 70 0102

			Upcoming Games
			190 H Gardner-Webb 0209
			256 H Campbell 0216
			271 A Charleston So. 0130
			271 H Charleston So. 0302
			353 H UNC Asheville 0207
			353 A UNC Asheville 0223

Non-Div I Games: Rouse	102 49	Welch	109 57	Trinity Rantist	87 44
------------------------	--------	-------	--------	-----------------	-------

Average NET Win: 242

Average NET Loss: 106

WON-LOST
RECORD

ROAD
RECORD

STRENGTH
OF SCHEDULE

DIV. I ONLY	9- 12	4- 6	93		
DIV. I NON-CONF.	7- 8	2- 5	164		
	Quadrant 1	Quadrant 2	Quadrant 3	Quadrant 4	TOTALS
OVERALL	0-3	0-4	3-2	6-3	9- 12
HOME	0-1	0-1	0-2	5-2	5- 6
AWAY	0-2	0-3	3-0	1-1	4- 6
NEUTRAL	0-0	0-0	0-0	0-0	0- 0
NON-CONFERENCE	0-3	0-2	1-1	6-2	7- 8
HOME	0-1	0-0	0-1	5-1	5- 3
AWAY	0-2	0-2	1-0	1-1	2- 5
NEUTRAL	0-0	0-0	0-0	0-0	0- 0

Q1: (H:1-30)(N:1-50)(A:1-75) 0-3 overall, 0-3 non_conference			Q2: (H:31-75)(N:51-100)(A:76-135) 0-4 overall, 0-2 non_conference			Q3: (H:76-160)(N:101-200)(A:136-240) 3-2 overall, 1-1 non_conference			Q4: (H:161+)(N:201+)(A:241+) 6-3 overall, 6-2 non_conference		
NET S Opponent Score (H 1-15)(N 1-25)(A 1-40)			NET S Opponent Score (H 31-55)(N 51-75)(A 76-100)			NET S Opponent Score (H 76-100)(N 101-135)(A 136-160)			NET S Opponent Score (H 161-200)(N 201-240)(A 241-280)		
8 A Houston 53 58 1128			90 A Georgia Tech 44 72 1121			87 H Grand Canyon 65 69 0112			171 H CSU Bakersfield 69 75 0110		
18 A Texas Tech 46 71 1228			(H 56-75)(N 76-100)(A 101-135)			94 H Texas St. 68 77 1215			205 H Rice 67 75 1218		
(H 16-30)(N 26-50)(A 41-75)			74 H New Mexico St. 61 63 0126			174 A Seattle U 67 62 0119			238 H Prairie View 70 57 1114		
23 H Oklahoma 76 91 1109			126 A UC Irvine 74 85 0103			191 A UT Arlington 76 65 1201			242 A A&M-Corpus Christi 76 69 1112		
Upcoming Games			127 A Utah Valley 61 82 0117			214 A California Baptist 81 74 0105			242 H A&M-Corpus Christi 68 59 1126		
74 A New Mexico St. 0223			Upcoming Games			Upcoming Games			251 A East Carolina 64 69 1119		
			87 A Grand Canyon 0207			127 H Utah Valley 0216			272 H Lamar University 77 75 1123		
						171 A CSU Bakersfield 0209			290 H North Dakota 70 56 1205		
						217 A UMKC 0302			313 H McNeese 68 64 1222		
									Upcoming Games		
									174 H Seattle U 0214		
									214 H California Baptist 0307		
									217 H UMKC 0202		
									348 H Chicago St. 0131		
									348 A Chicago St. 0228		

Non-Div I Games: Tex A&M-Comme 91 84

Average NET Win: 223 WON-LOST RECORD ROAD RECORD STRENGTH OF SCHEDULE
Average NET Loss: 132

DIV. I ONLY	8- 10	3- 6	165
DIV. I NON-CONF.	5- 5	2- 3	111
Quadrant 1		Quadrant 2	Quadrant 3
OVERALL	0-2	2-1	2-5
HOME	0-0	0-0	1-3
AWAY	0-2	2-1	1-2
NEUTRAL	0-0	0-0	0-0
NON-CONFERENCE	0-2	2-1	0-2
HOME	0-0	0-0	0-2
AWAY	0-2	2-1	0-0
NEUTRAL	0-0	0-0	0-0
		Quadrant 4	TOTALS
		4-2	8- 10
		4-1	5- 4
		0-1	3- 6
		0-0	0- 0
		3-0	5- 5
		3-0	3- 2
		0-0	2- 3
		0-0	0- 0

Q1: (H:1-30)(N:1-50)(A:1-75) 0-2 overall, 0-2 non_conference					Q2: (H:31-75)(N:51-100)(A:76-135) 2-1 overall, 2-1 non_conference					Q3: (H:76-160)(N:101-200)(A:136-240) 2-5 overall, 0-2 non_conference					Q4: (H:161+)(N:201+)(A:241+) 4-2 overall, 3-0 non_conference								
NET	S	Opponent	Score		NET	S	Opponent	Score		NET	S	Opponent	Score		NET	S	Opponent	Score					
(H 1-15)(N 1-25)(A 1-40)					(H 31-55)(N 51-75)(A 76-100)					(H 76-160)(N 101-200)(A 136-240)					(H:161+)(N:201+)(A:241+)								
35	A	Florida St.	67	83	1203	84	A	Saint Louis	58	62	1110	124	H	Southern Miss.	66	81	1115	166	H	Coastal Caro.	75	88	0103
-----					-----					-----					-----								
(H 16-30)(N 26-50)(A 41-75)					(H 56-75)(N 76-100)(A 101-135)					(H 76-160)(N 101-200)(A 136-240)					(H:161+)(N:201+)(A:241+)								
61	A	Pittsburgh	75	84	1112	128	A	Western Ky.	87	81	1216	130	H	Georgia St.	77	75	0119	246	A	Little Rock	59	73	0110
-----					-----					-----					-----								
Upcoming Games					Upcoming Games					Upcoming Games					Upcoming Games								
					130 A Georgia St. 0214					94 H Texas St. 0228					191 H UT Arlington 0302								
					133 A Ga. Southern 0215					166 A Coastal Caro. 0309					237 H Arkansas St. 0209								
															246 H Little Rock 0207								
															262 A Appalachian St. 0307								
															264 A South Alabama 0202								
															264 H South Alabama 0223								

Non-Div I Games:	Fort Valley St	95	60	Carver	88	43
------------------	----------------	----	----	--------	----	----

Average NET Win: 188 WON-LOST RECORD ROAD RECORD STRENGTH OF SCHEDULE
 Average NET Loss: 123

DIV. I ONLY	7- 12	1- 6	46		
DIV. I NON-CONF.	3- 8	0- 3	11		
<hr/>					
	Quadrant 1	Quadrant 2	Quadrant 3	Quadrant 4	TOTALS
OVERALL	0-2	0-2	3-8	4-0	7- 12
HOME	0-0	0-0	1-3	3-0	4- 3
AWAY	0-1	0-1	1-4	0-0	1- 6
NEUTRAL	0-1	0-1	1-1	1-0	2- 3
NON-CONFERENCE	0-2	0-2	1-4	2-0	3- 8
HOME	0-0	0-0	0-2	1-0	1- 2
AWAY	0-1	0-1	0-1	0-0	0- 3
NEUTRAL	0-1	0-1	1-1	1-0	2- 3

Q1: (H:1-30)(N:1-50)(A:1-75) 0-2 overall, 0-2 non_conference			Q2: (H:31-75)(N:51-100)(A:76-135) 0-2 overall, 0-2 non_conference			Q3: (H:76-160)(N:101-200)(A:136-240) 3-8 overall, 1-4 non_conference			Q4: (H:161+)(N:201+)(A:241+) 4-0 overall, 2-0 non_conference		
NET S Opponent Score (H 1-15)(N 1-25)(A 1-40)			NET S Opponent Score (H 31-55)(N 51-75)(A 76-100)			NET S Opponent Score (H 76-160)(N 101-200)(A 136-240)			NET S Opponent Score (H 161-200)(N 201-240)(A 241-300)		
25 N Iowa 54 77 1215			-----			87 H Grand Canyon 62 73 1219			179 H Evansville 81 74 0126		
40 A Utah St. 52 71 1128			(H 56-75)(N 76-100)(A 101-135)			102 N Old Dominion 54 53 1119			180 H Indiana St. 69 64 0116		
(H 16-30)(N 26-50)(A 41-75)			83 N Penn 71 78 1116			105 N South Dakota St. 50 82 1201			225 N Eastern Ky. 90 85 1117		
-----			102 A Old Dominion 65 72 1123			119 H Drake 57 54 0113			290 H North Dakota 64 62 1222		
Upcoming Games			-----			144 H Stony Brook 63 73 1229			-----		
			Upcoming Games			155 H Southern Ill. 51 58 0105			Upcoming Games		
			119 A Drake 0209			155 A Southern Ill. 62 70 0123			163 H Missouri St. 0202		
			132 A Loyola Chicago 0130			187 A Valparaiso 66 75 0119			187 H Valparaiso 0223		
						191 A UT Arlington 65 74 1110			200 H Illinois St. 0213		
						200 A Illinois St. 69 70 0108			219 H Bradley 0206		
						219 A Bradley 65 47 0102					

						Upcoming Games					
						132 H Loyola Chicago 0227					
						163 A Missouri St. 0220					
						179 A Evansville 0217					
						180 A Indiana St. 0302					

Non-Div I Games: Remidli St 97 51 Dubuque 75 67

Average NET Win: 267

WON-LOST RECORD

ROAD RECORD

STRENGTH OF SCHEDULE

Average NET Loss: 196

DIV. I ONLY	7- 11	3- 8	246
DIV. I NON-CONF.	3- 7	1- 5	148
Quadrant 1		Quadrant 2	Quadrant 3
OVERALL	0-1	0-2	1-4
HOME	0-0	0-0	0-1
AWAY	0-1	0-2	1-3
NEUTRAL	0-0	0-0	0-0
NON-CONFERENCE	0-1	0-2	1-3
HOME	0-0	0-0	0-1
AWAY	0-1	0-2	1-2
NEUTRAL	0-0	0-0	0-0
		Quadrant 4	TOTALS
		6-4	7- 11
		4-2	4- 3
		2-2	3- 8
		0-0	0- 0
		2-1	3- 7
		2-1	2- 2
		0-0	1- 5
		0-0	0- 0

Q1: (H:1-30)(N:1-50)(A:1-75) 0-1 overall, 0-1 non_conference		Q2: (H:31-75)(N:51-100)(A:76-135) 0-2 overall, 0-2 non_conference		Q3: (H:76-160)(N:101-200)(A:136-240) 1-4 overall, 1-3 non_conference		Q4: (H:161+)(N:201+)(A:241+) 6-4 overall, 2-1 non_conference	
NET S Opponent Score (H 1-15)(N 1-25)(A 1-40)		NET S Opponent Score (H 31-55)(N 51-75)(A 76-100)		NET S Opponent Score		NET S Opponent Score	
----- (H 16-30)(N 26-50)(A 41-75)		82 A South Fla. 54 60 1229		160 H NJIT 80 90 1215		222 H Army West Point 93 84 1212	
72 A Providence 59 69 1127		----- (H 56-75)(N 76-100)(A 101-135)		170 A Princeton 77 66 1121		223 H St. Francis Brooklyn 60 58 0124	
----- Upcoming Games		122 A Rutgers 55 90 1109		193 A Holy Cross 49 67 1201		247 A LIU Brooklyn 77 79 0119	
		----- Upcoming Games		206 A Massachusetts 84 85 1221		266 A Wagner 60 66 0112	
				231 A Robert Morris 62 69 0103		287 H Lafayette 76 80 1125	
				----- Upcoming Games		289 A Saint Francis (PA) 79 61 0105	
				223 A St. Francis Brooklyn 0209		294 H Central Conn. St. 96 103 0110	
				227 A Sacred Heart 0207		316 H Saint Peter's 83 74 1219	
						325 H Mt. St. Mary's 87 69 0121	
						326 A Bryant 78 63 0126	
						----- Upcoming Games	
						227 H Sacred Heart 0221	
						231 H Robert Morris 0202	
						247 H LIU Brooklyn 0131	
						266 H Wagner 0223	
						289 H Saint Francis (PA) 0214	
						294 A Central Conn. St. 0302	
						325 A Mt. St. Mary's 0228	
						326 H Bryant 0216	

Non-Div I Games: NYIT	85	57	Queens (NY)	87	48
-----------------------	----	----	-------------	----	----

Average NET Win: 200

Average NET Loss: 128

WON-LOST
RECORD

ROAD
RECORD

STRENGTH
OF SCHEDULE

DIV. I ONLY	10- 9	1- 6	202
DIV. I NON-CONF.	6- 6	0- 3	193
Quadrant 1		Quadrant 2	Quadrant 3
OVERALL	0-2	0-3	5-4
HOME	0-0	0-1	2-1
AWAY	0-2	0-1	1-3
NEUTRAL	0-0	0-1	2-0
NON-CONFERENCE	0-2	0-2	3-2
HOME	0-0	0-1	1-1
AWAY	0-2	0-0	0-1
NEUTRAL	0-0	0-1	2-0
		Quadrant 4	TOTALS
		5-0	10- 9
		5-0	7- 2
		0-0	1- 6
		0-0	2- 1
		3-0	6- 6
		3-0	4- 2
		0-0	0- 3
		0-0	2- 1

Q1: (H:1-30)(N:1-50)(A:1-75) 0-2 overall, 0-2 non_conference				Q2: (H:31-75)(N:51-100)(A:76-135) 0-3 overall, 0-2 non_conference				Q3: (H:76-160)(N:101-200)(A:136-240) 5-4 overall, 3-2 non_conference				Q4: (H:161+)(N:201+)(A:241+) 5-0 overall, 3-0 non_conference			
NET S Opponent Score				NET S Opponent Score				NET S Opponent Score				NET S Opponent Score			
(H 1-15)(N 1-25)(A 1-40)				(H 31-55)(N 51-75)(A 76-100)				(H 76-100)(N 101-135)(A 136-160)				(H 161-200)(N 201-240)(A 241-275)			
34 A UCF 56 77 1221				36 H Ole Miss 74 81 1208				111 H BYU 92 89 1128				179 H Evansville 58 46 0105			
(H 16-30)(N 26-50)(A 41-75)				(H 56-75)(N 76-100)(A 101-135)				141 N Akron 73 68 1120				198 H UNI 70 69 0108			
73 A Belmont 89 100 1110				88 N Georgia 68 80 1119				147 N Boise St. 73 70 1121				250 H FGCU 74 66 1106			
Upcoming Games				132 A Loyola Chicago 64 67 0112				155 H Southern Ill. 59 58 0115				291 H Cleveland St. 88 77 1216			
				Upcoming Games				156 H San Diego St. 65 75 1201				348 H Chicago St. 75 71 1113			
				119 A Drake 0130				179 A Evansville 78 70 0119				Upcoming Games			
								187 A Valparaiso 56 58 0102				163 H Missouri St. 0227			
								219 A Bradley 68 85 0123				180 H Indiana St. 0127			
								224 A UIC 75 94 1205				187 H Valparaiso 0205			
								Upcoming Games				219 H Bradley 0216			
								119 H Drake 0224							
								132 H Loyola Chicago 0202							
								155 A Southern Ill. 0302							
								163 A Missouri St. 0210							
								180 A Indiana St. 0220							
								198 A UNI 0213							

Non-Div I Games: Lindenwood (MO) 79 62

Average NET Win: 271 WON-LOST ROAD STRENGTH
Average NET Loss: 104 RECORD RECORD OF SCHEDULE

DIV. I ONLY	7- 13	2- 10	172
DIV. I NON-CONF.	4- 9	1- 8	147
Quadrant 1		Quadrant 2	Quadrant 3
OVERALL	0-6	0-2	1-4
HOME	0-0	0-0	0-1
AWAY	0-6	0-2	0-2
NEUTRAL	0-0	0-0	1-1
NON-CONFERENCE	0-4	0-2	1-3
HOME	0-0	0-0	0-0
AWAY	0-4	0-2	0-2
NEUTRAL	0-0	0-0	1-1
		Quadrant 4	TOTALS
		6-1	7- 13
		4-1	4- 2
		2-0	2- 10
		0-0	1- 1
		3-0	4- 9
		2-0	2- 0
		1-0	1- 8
		0-0	1- 1

Q1: (H:1-30)(N:1-50)(A:1-75) 0-6 overall, 0-4 non_conference			Q2: (H:31-75)(N:51-100)(A:76-135) 0-2 overall, 0-2 non_conference			Q3: (H:76-160)(N:101-200)(A:136-240) 1-4 overall, 1-3 non_conference			Q4: (H:161+)(N:201+)(A:241+) 6-1 overall, 3-0 non_conference		
NET S Opponent Score			NET S Opponent Score			NET S Opponent Score			NET S Opponent Score		
(H 1-15)(N 1-25)(A 1-40)			(H 31-55)(N 51-75)(A 76-100)			(H 76-160)(N 101-200)(A 136-240)			(H:161+)(N:201+)(A:241+)		
27 A Auburn 49 95 1229			85 A Penn St. 72 87 1109			124 N Southern Miss. 64 48 1120			250 H FGCU 87 66 0112		
35 A Florida St. 81 95 1219			96 A Dayton 70 78 1107			136 N Jacksonville St. 78 83 1121			271 A Charleston So. 76 70 1201		
37 A Florida 66 98 1127						146 A Wright St. 72 89 1117			271 H Charleston So. 68 61 1215		
(H 16-30)(N 26-50)(A 41-75)			(H 56-75)(N 76-100)(A 101-135)			160 H NJIT 72 76 0121			279 H Jacksonville 81 86 0124		
41 A Lipscomb 66 81 0109						201 A FIU 89 *** 1213			312 H North Ala. 96 67 0105		
48 A Liberty 64 70 0119			Upcoming Games			Upcoming Games			322 H Florida A&M 81 62 1129		
58 A Minnesota 71 80 1211			41 H Lipscomb 0206			160 A NJIT 0216			349 A Stetson 87 77 0116		
Upcoming Games			48 H Liberty 0223						Upcoming Games		
									250 A FGCU 0127		
									279 A Jacksonville 0220		
									312 A North Ala. 0209		
									343 A Kennesaw St. 0130		
									343 H Kennesaw St. 0213		
									349 H Stetson 0226		

Non-Div I Games: Fla National	104	76	Edward Waters	95	83
-------------------------------	-----	----	---------------	----	----

Average NET Win: 294

WON-LOST RECORD

ROAD RECORD

STRENGTH OF SCHEDULE

Average NET Loss: 120

DIV. I ONLY		8- 11	0- 6	247	
DIV. I NON-CONF.		7- 6	0- 2	316	

	Quadrant 1	Quadrant 2	Quadrant 3	Quadrant 4	TOTALS
OVERALL	0-2	0-5	1-2	7-2	8- 11
HOME	0-0	0-0	1-1	7-1	8- 2
AWAY	0-2	0-3	0-1	0-0	0- 6
NEUTRAL	0-0	0-2	0-0	0-1	0- 3
NON-CONFERENCE	0-1	0-2	1-1	6-2	7- 6
HOME	0-0	0-0	1-0	6-1	7- 1
AWAY	0-1	0-0	0-1	0-0	0- 2
NEUTRAL	0-0	0-2	0-0	0-1	0- 3

Q1: (H:1-30)(N:1-50)(A:1-75) 0-2 overall, 0-1 non_conference				Q2: (H:31-75)(N:51-100)(A:76-135) 0-5 overall, 0-2 non_conference				Q3: (H:76-160)(N:101-200)(A:136-240) 1-2 overall, 1-1 non_conference				Q4: (H:161+)(N:201+)(A:241+) 7-2 overall, 6-2 non_conference			
NET	S	Opponent	Score	NET	S	Opponent	Score	NET	S	Opponent	Score	NET	S	Opponent	Score
		(H 1-15)(N 1-25)(A 1-40)				(H 31-55)(N 51-75)(A 76-100)									
32	A	Washington	67 85 0105	74	N	New Mexico St.	72 75 1223	118	H	Stanford	66 78 0119	209	H	Santa Clara	71 79 1229
		(H 16-30)(N 26-50)(A 41-75)		77	A	Oregon St.	77 90 0124	159	H	Rider	94 80 1217	267	H	California	82 59 0117
74	A	New Mexico St.	63 69 1201	89	A	Utah	70 88 0112	174	A	Seattle U	69 78 1114	268	N	Montana St.	90 95 1209
		Upcoming Games				(H 56-75)(N 76-100)(A 101-135)				Upcoming Games		270	H	CSUN	103 94 1127
62	A	Arizona St.	0207	100	N	San Diego	75 82 1222	77	H	Oregon St.	0309	309	H	Nicholls St.	89 72 1111
67	A	Arizona	0209	106	A	Colorado	60 92 0110	89	H	Utah	0223	327	H	SIUE	89 73 1219
68	A	Oregon	0127			Upcoming Games		98	H	UCLA	0130	331	H	Idaho	90 70 1205
				32	H	Washington	0216	106	H	Colorado	0220	338	H	Cal Poly	84 70 1119
				68	H	Oregon	0306					351	H	Delaware St.	80 52 1124
				75	H	Southern California	0202							Upcoming Games	
				118	A	Stanford	0228					267	A	California	0302

Non-Div I Games:

Average NET Win: 215 WON-LOST ROAD STRENGTH
Average NET Loss: 117 RECORD RECORD OF SCHEDULE

DIV. I ONLY	7- 12	0- 6	74		
DIV. I NON-CONF.	4- 8	0- 2	199		
	Quadrant 1	Quadrant 2	Quadrant 3	Quadrant 4	TOTALS
OVERALL	0-2	0-4	1-5	6-1	7- 12
HOME	0-0	0-2	1-1	5-1	6- 4
AWAY	0-2	0-2	0-2	0-0	0- 6
NEUTRAL	0-0	0-0	0-2	1-0	1- 2
NON-CONFERENCE	0-0	0-3	0-4	4-1	4- 8
HOME	0-0	0-2	0-1	3-1	3- 4
AWAY	0-0	0-1	0-1	0-0	0- 2
NEUTRAL	0-0	0-0	0-2	1-0	1- 2

Q1: (H:1-30)(N:1-50)(A:1-75) 0-2 overall, 0-0 non_conference		Q2: (H:31-75)(N:51-100)(A:76-135) 0-4 overall, 0-3 non_conference		Q3: (H:76-160)(N:101-200)(A:136-240) 1-5 overall, 0-4 non_conference		Q4: (H:161+)(N:201+)(A:241+) 6-1 overall, 4-1 non_conference	
NET S Opponent Score (H 1-15)(N 1-25)(A 1-40)		NET S Opponent Score (H 31-55)(N 51-75)(A 76-100)		NET S Opponent Score (H 76-100)(N 101-135)(A 136-160)		NET S Opponent Score (H 161-200)(N 201-240)(A 241-280)	
17 A Nevada 60 100 0123		80 A Fresno St. 67 78 0105		80 H Fresno St. 74 65 0126		182 H New Mexico 91 76 0112	
40 A Utah St. 72 87 0119		----- (H 56-75)(N 76-100)(A 101-135)		105 N South Dakota St. 65 78 1121		186 H Sam Houston St. 71 65 1208	
----- (H 16-30)(N 26-50)(A 41-75)		69 H Arkansas 74 98 1205		153 A UNLV 76 78 0102		208 H South Dakota 63 68 1216	
-----		74 H New Mexico St. 68 88 1230		155 H Southern Ill. 67 82 1127		221 H Air Force 87 64 0108	
Upcoming Games		106 A Colorado 80 86 1201		181 N Louisiana 73 91 1119		250 N FGCU 82 74 1120	
17 H Nevada 0206		-----		215 A Long Beach St. 61 64 1222		268 H Montana St. 81 77 1114	
		Upcoming Games		-----		321 H Ark.-Pine Bluff 92 67 1110	
		40 H Utah St. 0305		Upcoming Games		-----	
				147 H Boise St. 0129		Upcoming Games	
				147 A Boise St. 0227		314 A Wyoming 0209	
				153 H UNLV 0309		314 H Wyoming 0223	
				156 H San Diego St. 0212		332 A San Jose St. 0220	
				182 A New Mexico 0302			
				221 A Air Force 0202			

Non-Div I Games: Colo Christian 100 66

Average NET Win: 236

WON-LOST
RECORD

ROAD
RECORD

STRENGTH
OF SCHEDULE

Average NET Loss: 136

DIV. I ONLY		6- 13	1- 8	108
DIV. I NON-CONF.		3- 8	1- 5	141
Quadrant 1		Quadrant 2	Quadrant 3	Quadrant 4
OVERALL	0-1	0-5	3-4	3-3
HOME	0-0	0-0	2-3	3-2
AWAY	0-1	0-5	1-1	0-1
NEUTRAL	0-0	0-0	0-0	0-0
NON-CONFERENCE	0-1	0-4	1-1	2-2
HOME	0-0	0-0	0-1	2-2
AWAY	0-1	0-4	1-0	0-0
NEUTRAL	0-0	0-0	0-0	0-0
				TOTALS
				6- 13
				5- 5
				1- 8
				0- 0
				3- 8
				2- 3
				1- 5
				0- 0

Q1: (H:1-30)(N:1-50)(A:1-75) 0-1 overall, 0-1 non_conference			Q2: (H:31-75)(N:51-100)(A:76-135) 0-5 overall, 0-4 non_conference			Q3: (H:76-160)(N:101-200)(A:136-240) 3-4 overall, 1-1 non_conference			Q4: (H:161+)(N:201+)(A:241+) 3-3 overall, 2-2 non_conference		
NET S Opponent Score (H 1-15)(N 1-25)(A 1-40)			NET S Opponent Score (H 31-55)(N 51-75)(A 76-100)			NET S Opponent Score (H 76-160)(N 101-200)(A 136-240)			NET S Opponent Score (H 161+)(N 201+)(A 241+)		
8 A Houston 68 79 1114			83 A Penn 76 92 1109			97 H North Texas 87 *** 1229			184 H Omaha 66 83 1221		
----- (H 16-30)(N 26-50)(A 41-75)			94 A Texas St. 60 74 1128			107 H Louisiana Tech 78 66 0105			249 A UTEP 64 65 0112		
----- Upcoming Games			97 A North Texas 75 76 0119			124 H Southern Miss. 73 65 0103			272 H Lamar University 68 75 1201		
			----- (H 56-75)(N 76-100)(A 101-135)			134 H UAB 86 89 0126			306 H Middle Tenn. 79 68 0124		
			111 A BYU 78 105 1121			148 H UC Santa Barbara 89 99 1215			339 H Northwestern St. 102 74 1117		
			135 A Wichita St. 61 90 1125			150 A UTSA 79 95 0110			344 H Alabama A&M 73 59 1112		
			----- Upcoming Games			196 A UTRGV 75 67 1218			----- Upcoming Games		
			102 A Old Dominion 0202			----- Upcoming Games			254 A Charlotte 0131		
						128 H Western Ky. 0207					
						140 H Marshall 0209					
						175 A Fla. Atlantic 0216					
						201 A FIU 0214					

Non-Div I Games:	St Edward's	78	73	Saint Leo	80	64
------------------	-------------	----	----	-----------	----	----

Average NET Win: 225

WON-LOST

ROAD

STRENGTH

Average NET Loss: 135

DIV. I ONLY		7- 12	1- 5	135	
DIV. I NON-CONF.		7- 6	1- 2	160	
<hr/>					
	Quadrant 1	Quadrant 2	Quadrant 3	Quadrant 4	TOTALS
OVERALL	1-3	0-3	1-2	5-4	7- 12
HOME	0-0	0-0	0-2	5-4	5- 6
AWAY	1-2	0-3	0-0	0-0	1- 5
NEUTRAL	0-1	0-0	1-0	0-0	1- 1
NON-CONFERENCE	1-2	0-1	1-1	5-2	7- 6
HOME	0-0	0-0	0-1	5-2	5- 3
AWAY	1-1	0-1	0-0	0-0	1- 2
NEUTRAL	0-1	0-0	1-0	0-0	1- 1

Q1: (H:1-30)(N:1-50)(A:1-75) 1-3 overall, 1-2 non_conference					Q2: (H:31-75)(N:51-100)(A:76-135) 0-3 overall, 0-1 non_conference					Q3: (H:76-160)(N:101-200)(A:136-240) 1-2 overall, 1-1 non_conference					Q4: (H:161+)(N:201+)(A:241+) 5-4 overall, 5-2 non_conference									
NET	S	Opponent (H 1-15)(N 1-25)(A 1-40)	Score		NET	S	Opponent (H 31-55)(N 51-75)(A 76-100)	Score		NET	S	Opponent	Score		NET	S	Opponent	Score						
17	N	Nevada	87	110	1123	84	A Saint Louis	62	65	0109	129	H George Mason	63	68	0116	162	H St. Bonaventure	51	65	0123				
-----					88	A Georgia	72	91	1230	152	H Harvard	71	74	1113	193	H Holy Cross	78	82	1204					
(H 16-30)(N 26-50)(A 41-75)					96	A Dayton	67	72	0113	-----					199	H Fairleigh Dickinson	85	84	1221					
55	A	VCU	50	68	0119	(H 56-75)(N 76-100)(A 101-135)					Upcoming Games					218	H UMass Lowell	83	75	1106				
56	A	Temple	63	65	1212	-----					96	H Dayton		0226	252	H La Salle	60	69	0105					
72	A	Providence	79	78	1207	Upcoming Games					117	H Rhode Island		0127	261	H Quinnipiac	69	62	1128					
-----					129	A George Mason		0213						158	A Duquesne		0302	321	H Ark.-Pine Bluff	92	60	1119		
Upcoming Games															172	A Saint Joseph's		0202	330	H Howard	63	68	1116	
																				347	H New Hampshire	104	75	1109

																				Upcoming Games				
																				172	H Saint Joseph's		0223	
																				213	H Richmond		0306	
																				245	H Fordham		0206	
																				252	A La Salle		0130	
																				259	A George Washington		0220	

Average NET Win: 240 WON-LOST ROAD STRENGTH
Average NET Loss: 162 RECORD RECORD OF SCHEDULE

DIV. I ONLY	12- 8	6- 4	265
DIV. I NON-CONF.	6- 5	4- 2	293
Quadrant 1		Quadrant 2	Quadrant 3
OVERALL	0-2	1-2	3-1
HOME	0-0	0-1	1-0
AWAY	0-2	1-1	2-1
NEUTRAL	0-0	0-0	0-0
NON-CONFERENCE	0-1	0-1	3-1
HOME	0-0	0-1	1-0
AWAY	0-1	0-0	2-1
NEUTRAL	0-0	0-0	0-0
		Quadrant 4	TOTALS
		8-3	12- 8
		5-3	6- 4
		3-0	6- 4
		0-0	0- 0
		3-2	6- 5
		1-2	2- 3
		2-0	4- 2
		0-0	0- 0

Q1: (H:1-30)(N:1-50)(A:1-75) 0-2 overall, 0-1 non_conference				Q2: (H:31-75)(N:51-100)(A:76-135) 1-2 overall, 0-1 non_conference				Q3: (H:76-160)(N:101-200)(A:136-240) 3-1 overall, 3-1 non_conference				Q4: (H:161+)(N:201+)(A:241+) 8-3 overall, 3-2 non_conference			
NET S Opponent Score				NET S Opponent Score				NET S Opponent Score				NET S Opponent Score			
(H 1-15)(N 1-25)(A 1-40)				(H 31-55)(N 51-75)(A 76-100)				(H 76-160)(N 101-200)(A 136-240)				(H:161+)(N:201+)(A:241+)			
22 A Maryland 67 73 1106				51 H UNC Greensboro 65 84 1123				107 H Louisiana Tech 75 71 1126				216 H William & Mary 58 56 0103			
(H 16-30)(N 26-50)(A 41-75)				(H 56-75)(N 76-100)(A 101-135)				144 A Stony Brook 68 74 1216				228 H Drexel 76 75 0126			
46 A Hofstra 46 91 1228				112 A Col. of Charleston 58 71 0112				234 A Cornell 73 56 1115				241 A UNCW 82 69 0110			
Upcoming Games				115 A Northeastern 82 80 1230				235 A Columbia 87 86 1202				243 H James Madison 76 69 0117			
				Upcoming Games				Upcoming Games				278 H Towson 63 64 0119			
				46 H Hofstra 0302				112 H Col. of Charleston 0207				289 H Saint Francis (PA) 88 83 1209			
								115 H Northeastern 0228				293 H Navy 65 80 1205			
								216 A William & Mary 0202				298 H Elon 77 65 0105			
								228 A Drexel 0223				316 A Saint Peter's 78 75 1110			
												351 H Delaware St. 71 73 1219			
												352 A UMES 71 62 1130			
												Upcoming Games			
												241 H UNCW 0209			
												243 A James Madison 0216			
												278 A Towson 0214			
												298 A Elon 0131			

Non-Div I Games: Wilmington (DE) 70 40 Chestnut Hill 100 62

STRENGTH

WON LOS RECORD

ROAD RECORD

STRENGTH OF SCHEDULE

DIV. I ONLY		7- 12	3- 6	226	
DIV. I NON-CONF.		4- 7	1- 3	155	
	Quadrant 1	Quadrant 2	Quadrant 3	Quadrant 4	TOTALS
OVERALL	0-2	0-1	1-4	6-5	7- 12
HOME	0-0	0-0	0-2	3-2	3- 4
AWAY	0-2	0-1	1-2	2-1	3- 6
NEUTRAL	0-0	0-0	0-0	1-2	1- 2
NON-CONFERENCE	0-2	0-1	1-1	3-3	4- 7
HOME	0-0	0-0	0-1	2-1	2- 2
AWAY	0-2	0-1	1-0	0-0	1- 3
NEUTRAL	0-0	0-0	0-0	1-2	1- 2

[illegible]

Non-Div I Games: BALLAVIA	78	52	Ynrk (NF)	83	58
---------------------------	----	----	-----------	----	----

Average NET Win:	235	WON-LOST	ROAD	STRENGTH
Average NET Loss:	120	RECORD	RECORD	OF SCHEDULE

DIV. I ONLY		10- 11	3- 4	173	
DIV. I NON-CONF.		7- 6	2- 1	338	
	Quadrant 1	Quadrant 2	Quadrant 3	Quadrant 4	TOTALS
OVERALL	0-4	1-2	3-2	6-3	10- 11
HOME	0-1	1-0	1-2	5-2	7- 5
AWAY	0-2	0-1	2-0	1-1	3- 4
NEUTRAL	0-1	0-1	0-0	0-0	0- 2
NON-CONFERENCE	0-1	1-1	1-1	5-3	7- 6
HOME	0-0	1-0	0-1	4-2	5- 3
AWAY	0-0	0-0	1-0	1-1	2- 1
NEUTRAL	0-1	0-1	0-0	0-0	0- 2

[illegible]

Non-Div I Games: Sonoma St	82	54
----------------------------	----	----

Average NET Win: 250

WON-LOST
RECORD

ROAD
RECORD

STRENGTH
OF SCHEDULE

Average NET Loss: 161

DIV. I ONLY	9- 11	4- 7	200
DIV. I NON-CONF.	6- 8	3- 5	115
Quadrant 1		Quadrant 2	Quadrant 3
OVERALL	0-3	1-1	1-2
HOME	0-0	0-0	1-0
AWAY	0-3	1-1	0-1
NEUTRAL	0-0	0-0	0-1
NON-CONFERENCE	0-3	1-0	1-2
HOME	0-0	0-0	1-0
AWAY	0-3	1-0	0-1
NEUTRAL	0-0	0-0	0-1
		Quadrant 4	TOTALS
		7-5	9- 11
		4-2	5- 2
		3-2	4- 7
		0-1	0- 2
		4-3	6- 8
		2-1	3- 1
		2-1	3- 5
		0-1	0- 2

Q1: (H:1-30)(N:1-50)(A:1-75) 0-3 overall, 0-3 non_conference				Q2: (H:31-75)(N:51-100)(A:76-135) 1-1 overall, 1-0 non_conference				Q3: (H:76-160)(N:101-200)(A:136-240) 1-2 overall, 1-2 non_conference				Q4: (H:161+)(N:201+)(A:241+) 7-5 overall, 4-3 non_conference			
NET S Opponent Score				NET S Opponent Score				NET S Opponent Score				NET S Opponent Score			
(H 1-15)(N 1-25)(A 1-40)				(H 31-55)(N 51-75)(A 76-100)				(H 76-100)(N 101-135)(A 136-160)				(H 161-200)(N 201-240)(A 241-275)			
4 A Duke 54 84 1205				76 A Vermont 62 81 0112				127 N Utah Valley 65 72 1119				211 N Iona 75 80 1121			
29 A Mississippi St. 59 77 1111								131 H Bowling Green 76 63 1201				212 H Oakland 87 82 1216			
40 A Utah St. 73 100 1109								227 A Sacred Heart 89 98 1127				218 H UMass Lowell 73 76 0119			
												232 H UMBC 66 64 0109			
(H 16-30)(N 26-50)(A 41-75)				120 A Boston College 79 78 1231				Upcoming Games				261 A Quinnipiac 68 54 1115			
								76 H Vermont 0216				266 A Wagner 68 77 1222			
Upcoming Games								144 A Stony Brook 0202				277 A Albany (NY) 77 84 0126			
								144 H Stony Brook 0305				282 H Marist 65 56 1229			
								218 A UMass Lowell 0223				294 H Central Conn. St. 68 75 1106			
								232 A UMBC 0206				326 A Bryant 91 74 1212			
												335 A Maine 77 76 0116			
												347 H New Hampshire 74 39 0123			
												Upcoming Games			
												277 H Albany (NY) 0302			
												333 H Binghamton 0130			
												333 A Binghamton 0227			
												335 H Maine 0213			
												347 A New Hampshire 0221			

Non-Div I Games: Western New Eng 93 53

Average NET Win: 249 WON-LOST RECORD ROAD RECORD STRENGTH OF SCHEDULE
Average NET Loss: 177

DIV. I ONLY	7- 11	1- 7	285
DIV. I NON-CONF.	2- 9	0- 5	206
Quadrant 1		Quadrant 2	Quadrant 3
OVERALL	0-3	0-0	2-3
HOME	0-0	0-0	1-0
AWAY	0-3	0-0	1-2
NEUTRAL	0-0	0-0	0-1
NON-CONFERENCE	0-3	0-0	0-3
HOME	0-0	0-0	0-0
AWAY	0-3	0-0	0-2
NEUTRAL	0-0	0-0	0-1
		Quadrant 4	TOTALS
		5-5	7- 11
		4-1	5- 1
		0-2	1- 7
		1-2	1- 3
		2-3	2- 9
		1-1	1- 1
		0-0	0- 5
		1-2	1- 3

Q1: (H:1-30)(N:1-50)(A:1-75) 0-3 overall, 0-3 non_conference						Q2: (H:31-75)(N:51-100)(A:76-135) 0-0 overall, 0-0 non_conference						Q3: (H:76-160)(N:101-200)(A:136-240) 2-3 overall, 0-3 non_conference						Q4: (H:161+)(N:201+)(A:241+) 5-5 overall, 2-3 non_conference					
NET	S	Opponent	Score			NET	S	Opponent	Score			NET	S	Opponent	Score			NET	S	Opponent	Score		
(H 1-15)(N 1-25)(A 1-40)						(H 31-55)(N 51-75)(A 76-100)						(H 76-160)(N 101-200)(A 136-240)						(H:161+)(N:201+)(A:241+)					
----- (H 16-30)(N 26-50)(A 41-75)						(H 56-75)(N 76-100)(A 101-135)						----- Upcoming Games						----- Upcoming Games					
55	A	VCU	59	88	1201							159	A	Rider	77	71	0125	193	H	Holy Cross	71	78	1230
65	A	Yale	84	99	1222													210	N	Hartford	80	75	1121
72	A	Providence	79	91	1124													215	N	Long Beach St.	85	86	1119
----- Upcoming Games																		235	N	Columbia	71	74	1209
																		277	H	Albany (NY)	72	68	1109
																		281	H	Fairfield	94	87	0105
																		282	H	Marist	90	77	0118
																		296	A	Niagara	90	95	0111
																		297	H	Monmouth	103	84	0103
																		297	A	Monmouth	81	83	0120
																		----- Upcoming Games					
																		240	H	Canisius			0224
																		258	H	Siena			0202
																		258	A	Siena			0213
																		261	H	Quinnipiac			0208
																		261	A	Quinnipiac			0219
																		281	A	Fairfield	68	80	0127
																		282	A	Marist			0131
																		296	H	Niagara			0210
																		316	H	Saint Peter's			0215
																		336	A	Manhattan			0222

Non-Div I Games:

Average NET Win: 237

WON-LOST
RECORD

ROAD
RECORD

STRENGTH
OF SCHEDULE

Average NET Loss: 144

DIV. I ONLY		9- 12	5- 7	239	
DIV. I NON-CONF.		3- 9	1- 6	211	

	Quadrant 1	Quadrant 2	Quadrant 3	Quadrant 4	TOTALS
OVERALL	0-1	0-4	3-5	6-2	9- 12
HOME	0-0	0-1	1-2	3-2	4- 5
AWAY	0-1	0-3	2-3	3-0	5- 7
NEUTRAL	0-0	0-0	0-0	0-0	0- 0
NON-CONFERENCE	0-1	0-4	0-3	3-1	3- 9
HOME	0-0	0-1	0-1	2-1	2- 3
AWAY	0-1	0-3	0-2	1-0	1- 6
NEUTRAL	0-0	0-0	0-0	0-0	0- 0

Q1: (H:1-30)(N:1-50)(A:1-75) 0-1 overall, 0-1 non_conference			Q2: (H:31-75)(N:51-100)(A:76-135) 0-4 overall, 0-4 non_conference			Q3: (H:76-160)(N:101-200)(A:136-240) 3-5 overall, 0-3 non_conference			Q4: (H:161+)(N:201+)(A:241+) 6-2 overall, 3-1 non_conference		
NET S Opponent Score (H 1-15)(N 1-25)(A 1-40)			NET S Opponent Score (H 31-55)(N 51-75)(A 76-100)			NET S Opponent Score (H 76-160)(N 101-200)(A 136-240)			NET S Opponent Score (H 161-240)(N 201-240)(A 241-300)		
3 A Michigan St. 69 99 1221			86 A Xavier 63 73 1201			92 H Northern Ky. 76 74 0103			220 H Green Bay 90 78 0112		
----- (H 16-30)(N 26-50)(A 41-75)			88 A Georgia 69 81 1218			121 H Northern Ill. 72 92 1125			243 H James Madison 77 69 1123		
----- Upcoming Games			----- (H 56-75)(N 76-100)(A 101-135)			146 H Wright St. 73 89 0105			269 H Western Mich. 77 85 1113		
			63 H Toledo 86 87 1109			153 A UNLV 61 74 1116			281 A Fairfield 87 86 1206		
			115 A Northeastern 83 92 1208			189 A IUPUI 71 73 0124			285 A Youngstown St. 76 74 1230		
			----- Upcoming Games			192 A Detroit Mercy 79 73 0119			286 H Milwaukee 64 67 0110		
			92 A Northern Ky. 0209			210 A Hartford 82 87 1216			291 A Cleveland St. 89 77 1228		
						224 A UIC 80 67 0126			304 H Oral Roberts 87 76 1124		
						----- Upcoming Games			----- Upcoming Games		
						146 A Wright St. 0207			189 H IUPUI 0302		
						220 A Green Bay 0214			192 H Detroit Mercy 0223		
									224 H UIC 0228		
									285 H Youngstown St. 0131		
									286 A Milwaukee 0216		
									291 H Cleveland St. 0202		

Non-Div I Games: Defiance 91 47

Average NET Win: 244

Average NET Loss: 173

WON-LOST
RECORD

ROAD
RECORD

STRENGTH
OF SCHEDULE

DIV. I ONLY	7- 13	2- 4	203
DIV. I NON-CONF.	6- 7	1- 1	283
Quadrant 1		Quadrant 2	Quadrant 3
OVERALL	0-1	0-2	0-5
HOME	0-0	0-0	0-3
AWAY	0-1	0-2	0-1
NEUTRAL	0-0	0-0	0-1
NON-CONFERENCE	0-0	0-1	0-2
HOME	0-0	0-0	0-1
AWAY	0-0	0-1	0-0
NEUTRAL	0-0	0-0	0-1
		Quadrant 4	TOTALS
		7-5	7- 13
		4-4	4- 7
		2-0	2- 4
		1-1	1- 2
		6-4	6- 7
		4-3	4- 4
		1-0	1- 1
		1-1	1- 2

Q1: (H:1-30)(N:1-50)(A:1-75) 0-1 overall, 0-0 non_conference					Q2: (H:31-75)(N:51-100)(A:76-135) 0-2 overall, 0-1 non_conference					Q3: (H:76-160)(N:101-200)(A:136-240) 0-5 overall, 0-2 non_conference					Q4: (H:161+)(N:201+)(A:241+) 7-5 overall, 6-4 non_conference				
NET	S	Opponent	Score		NET	S	Opponent	Score		NET	S	Opponent	Score		NET	S	Opponent	Score	
(H 1-15)(N 1-25)(A 1-40)					(H 31-55)(N 51-75)(A 76-100)					(H 76-160)(N 101-200)(A 136-240)					(H:161+)(N:201+)(A:241+)				
-----					-----					-----					-----				
(H 16-30)(N 26-50)(A 41-75)					(H 56-75)(N 76-100)(A 101-135)														
66	A	Davidson	62	75 0119	96	A	Dayton	48	72 0106	102	H	Old Dominion	54	63 1219	162	H	St. Bonaventure	57	66 0126
-----					-----					-----					-----				
Upcoming Games					Upcoming Games					Upcoming Games					Upcoming Games				
55	A	VCU		0213	109	A	Georgetown	82	90 1128	129	H	George Mason		0206	259	A	George Washington	76	56 0112
					55 H VCU 0302					206 A Massachusetts 0306					260 H Longwood 58 63 1109				
					66 H Davidson 0309										264 A South Alabama 91 82 1229				
					84 A Saint Louis 0130										304 H Oral Roberts 52 59 1215				
					129 A George Mason 0227										314 N Wyoming 66 68 1121				
															346 H Coppin St. 82 47 1205				

															Upcoming Games				
															245 H Fordham 0220				
															252 H La Salle 0202				
															252 A La Salle 0223				
															259 H George Washington 0209				

R
i
c
h
m
o
n
d

R
i
c
h
m
o
n
d

Non-Div I Games:

Average NET Win:	286	WON-LOST RECORD	ROAD RECORD	STRENGTH OF SCHEDULE
Average NET Loss:	174			

DIV. I ONLY	7- 9	5- 3	304		
DIV. I NON-CONF.	5- 5	4- 2	333		
	Quadrant 1	Quadrant 2	Quadrant 3	Quadrant 4	TOTALS
OVERALL	0-1	1-1	0-3	6-4	7- 9
HOME	0-0	1-0	0-2	1-2	2- 4
AWAY	0-1	0-1	0-1	5-0	5- 3
NEUTRAL	0-0	0-0	0-0	0-2	0- 2
NON-CONFERENCE	0-1	0-1	0-1	5-2	5- 5
HOME	0-0	0-0	0-1	1-0	1- 1
AWAY	0-1	0-1	0-0	4-0	4- 2
NEUTRAL	0-0	0-0	0-0	0-2	0- 2

Q1: (H:1-30)(N:1-50)(A:1-75) 0-1 overall, 0-1 non_conference			Q2: (H:31-75)(N:51-100)(A:76-135) 1-1 overall, 0-1 non_conference			Q3: (H:76-160)(N:101-200)(A:136-240) 0-3 overall, 0-1 non_conference			Q4: (H:161+)(N:201+)(A:241+) 6-4 overall, 5-2 non_conference		
NET S Opponent Score (H 1-15)(N 1-25)(A 1-40)			NET S Opponent Score (H 31-55)(N 51-75)(A 76-100)			NET S Opponent Score (H 76-100)(N 101-200)(A 136-240)			NET S Opponent Score (H 161-200)(N 201-240)(A 241-300)		
17 A Nevada 55 90 1119			(H 56-75)(N 76-100)(A 101-135)			87 H Grand Canyon 73 90 0126			171 H CSU Bakersfield 84 88 0124		
(H 16-30)(N 26-50)(A 41-75)			74 H New Mexico St. 82 76 0103			126 H UC Irvine 66 69 1205			196 H UTRGV 74 81 0105		
Upcoming Games			104 A Tulsa 79 82 1116			217 A UMKC 68 84 0110			280 A UC Riverside 80 70 1129		
74 A New Mexico St. 0309			Upcoming Games			Upcoming Games			301 A Southeastern La. 73 52 1217		
			87 A Grand Canyon 0221			127 H Utah Valley 0302			304 A Oral Roberts 70 69 1113		
			127 A Utah Valley 0130			171 A CSU Bakersfield 0223			321 N Ark.-Pine Bluff 107 115 1123		
						174 A Seattle U 0202			330 N Howard 84 86 1124		
						196 A UTRGV 0307			342 A Southern U. 79 76 1219		
									348 A Chicago St. 77 75 0112		
									350 H Mississippi Val. 107 71 1201		
									Upcoming Games		
									174 H Seattle U 0228		
									217 H UMKC 0209		
									348 H Chicago St. 0207		

Non-Div I Games:	La Verne	97 46	Caltech	87 48	San Diego Christia	87 71
------------------	----------	-------	---------	-------	--------------------	-------

Average NET Win: 214

WON-LOST RECORD

ROAD RECORD

STRENGTH OF SCHEDULE

Average NET Loss: 119

DIV. I ONLY		6- 13	1- 9	96	
DIV. I NON-CONF.		4- 10	0- 8	64	

	Quadrant 1	Quadrant 2	Quadrant 3	Quadrant 4	TOTALS
OVERALL	0-3	1-4	0-4	5-2	6- 13
HOME	0-0	0-0	0-2	4-1	4- 3
AWAY	0-3	1-4	0-1	0-1	1- 9
NEUTRAL	0-0	0-0	0-1	1-0	1- 1
NON-CONFERENCE	0-3	0-4	0-3	4-0	4- 10
HOME	0-0	0-0	0-1	3-0	3- 1
AWAY	0-3	0-4	0-1	0-0	0- 8
NEUTRAL	0-0	0-0	0-1	1-0	1- 1

Q1: (H:1-30)(N:1-50)(A:1-75) 0-3 overall, 0-3 non_conference				Q2: (H:31-75)(N:51-100)(A:76-135) 1-4 overall, 0-4 non_conference				Q3: (H:76-160)(N:101-200)(A:136-240) 0-4 overall, 0-3 non_conference				Q4: (H:161+)(N:201+)(A:241+) 5-2 overall, 4-0 non_conference			
NET S Opponent Score				NET S Opponent Score				NET S Opponent Score				NET S Opponent Score			
(H 1-15)(N 1-25)(A 1-40)				(H 31-55)(N 51-75)(A 76-100)				(H 76-100)(N 101-125)(A 126-150)				(H 161-180)(N 201-220)(A 221-240)			
29 A Mississippi St. 51 79 1116				80 A Fresno St. 71 92 1208				77 H Oregon St. 72 75 1125				168 H Pepperdine 67 66 1220			
-----				98 A UCLA 80 91 1109				127 N Utah Valley 72 87 1121				178 H Cal St. Fullerton 90 92 0119			
(H 16-30)(N 26-50)(A 41-75)				100 A San Diego 70 74 1201				148 H UC Santa Barbara 71 82 0126				204 H Colorado St. 64 61 1222			
62 A Arizona St. 58 90 1112				-----				183 A Pacific 68 74 1210				211 N Iona 86 85 1119			
75 A Southern California 65 75 1128				(H 56-75)(N 76-100)(A 101-135)				-----				270 A CSUN 71 86 0123			
Upcoming Games				118 A Stanford 86 93 1229				Upcoming Games				273 H Southern Utah 82 71 1205			
				126 A UC Irvine 80 70 0116				126 H UC Irvine 0202				300 H UC Davis 82 77 0112			
				Upcoming Games				148 A UC Santa Barbara 0228				-----			
								164 A Hawaii 0131				Upcoming Games			
								178 A Cal St. Fullerton 0213				164 H Hawaii 0207			
												270 H CSUN 0220			
												280 A UC Riverside 0223			
												280 H UC Riverside 0306			
												300 A UC Davis 0216			
												338 A Cal Poly 0209			
												338 H Cal Poly 0302			

Non-Div I Games: MenIn	78 57	Bethesda (CA)	124 52
------------------------	-------	---------------	--------

Average NET Win: 236

WON-LOST RECORD

ROAD RECORD

STRENGTH OF SCHEDULE

Average NET Loss: 141

DIV. I ONLY	6- 14	2- 9	102
DIV. I NON-CONF.	3- 8	1- 6	31
Quadrant 1		Quadrant 2	Quadrant 3
OVERALL	0-1	0-4	1-7
HOME	0-0	0-1	0-3
AWAY	0-1	0-3	1-4
NEUTRAL	0-0	0-0	0-0
NON-CONFERENCE	0-1	0-2	0-5
HOME	0-0	0-0	0-2
AWAY	0-1	0-2	0-3
NEUTRAL	0-0	0-0	0-0
		Quadrant 4	TOTALS
		5-2	6- 14
		4-1	4- 5
		1-1	2- 9
		0-0	0- 0
		3-0	3- 8
		2-0	2- 2
		1-0	1- 6
		0-0	0- 0

Q1: (H:1-30)(N:1-50)(A:1-75) 0-1 overall, 0-1 non_conference			Q2: (H:31-75)(N:51-100)(A:76-135) 0-4 overall, 0-2 non_conference			Q3: (H:76-160)(N:101-200)(A:136-240) 1-7 overall, 0-5 non_conference			Q4: (H:161+)(N:201+)(A:241+) 5-2 overall, 3-0 non_conference		
NET S Opponent Score (H 1-15)(N 1-25)(A 1-40)			NET S Opponent Score (H 31-55)(N 51-75)(A 76-100)			NET S Opponent Score (H 76-160)(N 101-200)(A 136-240)			NET S Opponent Score (H 161-200)(N 201-240)(A 241-280)		
1 A Virginia 40 72 1222			46 H Hofstra 90 93 0110			110 H Radford 72 81 1120			172 H Saint Joseph's 87 85 1124		
(H 16-30)(N 26-50)(A 41-75)			91 A Notre Dame 64 73 1117			115 H Northeastern 70 90 0112			239 H High Point 79 69 1107		
Upcoming Games			(H 56-75)(N 76-100)(A 101-135)			129 H George Mason 84 87 1201			241 A UNCW 88 93 0124		
46 A Hofstra 0209			102 A Old Dominion 53 71 1205			140 A Marshall 64 84 1128			243 H James Madison 79 74 1228		
			112 A Col. of Charleston 59 74 0126			158 A Duquesne 70 84 1110			253 A Hampton 76 71 1208		
			Upcoming Games			207 A Delaware 56 58 0103			278 H Towson 71 61 1230		
			115 A Northeastern 0207			224 A UIC 95 *** 1115			298 H Elon 71 76 0119		
						228 A Drexel 84 66 0105			Upcoming Games		
						Upcoming Games			207 H Delaware 0202		
						112 H Col. of Charleston 0221			228 H Drexel 0131		
									241 H UNCW 0223		
									243 A James Madison 0302		
									278 A Towson 0228		
									298 A Elon 0216		

Non-Div I Games: William Peace 106 89

Average NET Win: 255

WON-LOST
RECORD

ROAD
RECORD

STRENGTH
OF SCHEDULE

Average NET Loss: 145

DIV. I ONLY		7- 13	2- 9	179
DIV. I NON-CONF.		4- 10	2- 7	202
Quadrant 1		Quadrant 2	Quadrant 3	Quadrant 4
OVERALL	0-2	0-4	2-4	5-3
HOME	0-0	0-0	0-2	5- 3
AWAY	0-2	0-4	2-2	0-1
NEUTRAL	0-0	0-0	0-0	0-1
NON-CONFERENCE	0-2	0-3	2-2	4- 10
HOME	0-0	0-0	0-1	2- 2
AWAY	0-2	0-3	2-1	2- 7
NEUTRAL	0-0	0-0	0-0	0- 1

Q1: (H:1-30)(N:1-50)(A:1-75) 0-2 overall, 0-2 non_conference			Q2: (H:31-75)(N:51-100)(A:76-135) 0-4 overall, 0-3 non_conference			Q3: (H:76-160)(N:101-200)(A:136-240) 2-4 overall, 2-2 non_conference			Q4: (H:161+)(N:201+)(A:241+) 5-3 overall, 2-3 non_conference		
NET S Opponent Score (H 1-15)(N 1-25)(A 1-40)			NET S Opponent Score (H 31-55)(N 51-75)(A 76-100)			NET S Opponent Score (H 76-100)(N 101-135)(A 136-160)			NET S Opponent Score (H 161-200)(N 201-240)(A 241-270)		
25 A Iowa 63 77 1108			78 A UConn 66 94 1111			119 H Drake 63 66 1121			174 H Seattle U 63 54 0126		
(H 16-30)(N 26-50)(A 41-75)			87 A Grand Canyon 50 78 0119			127 H Utah Valley 67 75 0124			214 H California Baptist 84 68 0110		
57 A Creighton 53 89 1227			(H 56-75)(N 76-100)(A 101-135)			137 A Central Mich. 72 81 1219			255 N Morehead St. 89 99 1116		
Upcoming Games			105 A South Dakota St. 47 75 1128			171 A CSU Bakersfield 73 74 0117			286 H Milwaukee 66 69 1213		
74 A New Mexico St. 0131			132 A Loyola Chicago 45 76 1106			208 A South Dakota 65 63 1208			298 H Elon 95 59 1222		
			Upcoming Games			230 A Purdue Fort Wayne 90 73 1201			305 A Eastern Wash. 80 87 1117		
			74 H New Mexico St. 0228			Upcoming Games			313 H McNeese 80 67 1215		
			127 A Utah Valley 0223			87 H Grand Canyon 0214			348 H Chicago St. 80 72 0105		
						174 A Seattle U 0221			Upcoming Games		
						196 A UTRGV 0202			171 H CSU Bakersfield 0216		
						214 A California Baptist 0209			196 H UTRGV 0302		
									348 A Chicago St. 0309		

Non-Div I Games: Avila 94 58

Average NET Win: 212 WON-LOST ROAD RECORD STRENGTH OF SCHEDULE
Average NET Loss: 185 RECORD

DIV. I ONLY	9- 11	2- 6	271
DIV. I NON-CONF.	7- 5	1- 3	311
Quadrant 1		Quadrant 2	Quadrant 3
OVERALL	0-0	1-1	3-6
HOME	0-0	0-0	1-1
AWAY	0-0	0-1	1-5
NEUTRAL	0-0	1-0	1-0
NON-CONFERENCE	0-0	1-1	2-2
HOME	0-0	0-0	1-0
AWAY	0-0	0-1	0-2
NEUTRAL	0-0	1-0	1-0
		Quadrant 4	TOTALS
		5-4	9- 11
		4-4	5- 5
		1-0	2- 6
		0-0	2- 0
		4-2	7- 5
		3-2	4- 2
		1-0	1- 3
		0-0	2- 0

Q1: (H:1-30)(N:1-50)(A:1-75) 0-0 overall, 0-0 non_conference		Q2: (H:31-75)(N:51-100)(A:76-135) 1-1 overall, 1-1 non_conference		Q3: (H:76-160)(N:101-200)(A:136-240) 3-6 overall, 2-2 non_conference		Q4: (H:161+)(N:201+)(A:241+) 5-4 overall, 4-2 non_conference	
NET S Opponent Score (H 1-15)(N 1-25)(A 1-40)		NET S Opponent Score (H 31-55)(N 51-75)(A 76-100)		NET S Opponent Score		NET S Opponent Score	
----- (H 16-30)(N 26-50)(A 41-75)		----- (H 56-75)(N 76-100)(A 101-135)		119 H Drake 52 69 0116		163 H Missouri St. 64 69 0112	
----- Upcoming Games		85 N Penn St. 59 56 1121		123 N SMU 75 62 1120		182 H New Mexico 75 85 1201	
		133 A Ga. Southern 74 79 1218		136 H Jacksonville St. 74 65 1114		198 H UNI 47 65 0102	
		----- Upcoming Games		155 A Southern Ill. 57 54 0120		200 H Illinois St. 85 68 0123	
		119 A Drake 0219		163 A Missouri St. 37 55 0126		246 A Little Rock 68 62 1204	
		132 A Loyola Chicago 0302		180 A Indiana St. 60 65 0105		299 H Eastern Ill. 66 73 1215	
				187 A Valparaiso 50 61 0108		301 H Southeastern La. 63 60 1222	
				189 A IUPUI 73 85 1128		311 H Southeast Mo. St. 68 57 1110	
				224 A UIC 70 71 1117		348 H Chicago St. 86 70 1124	
				----- Upcoming Games		----- Upcoming Games	
				132 H Loyola Chicago 0213		179 H Evansville 0223	
				155 H Southern Ill. 0202		180 H Indiana St. 0209	
				179 A Evansville 0130		187 H Valparaiso 0227	
				198 A UNI 0206			
				200 A Illinois St. 0216			

Bradley

Bradley

Non-Div I Games: Wis -Parkside 74 58

Average NET Win: 230

WON-LOST
RECORD

ROAD
RECORD

STRENGTH
OF SCHEDULE

Average NET Loss: 123

DIV. I ONLY		8- 12	2- 10	156	
DIV. I NON-CONF.		4- 7	1- 6	53	
<hr/>					
	Quadrant 1	Quadrant 2	Quadrant 3	Quadrant 4	TOTALS
OVERALL	0-4	1-2	1-4	6-2	8- 12
HOME	0-0	1-0	1-0	3-2	5- 2
AWAY	0-4	0-2	0-4	2-0	2- 10
NEUTRAL	0-0	0-0	0-0	1-0	1- 0
NON-CONFERENCE	0-4	1-1	1-1	2-1	4- 7
HOME	0-0	1-0	1-0	0-1	2- 1
AWAY	0-4	0-1	0-1	1-0	1- 6
NEUTRAL	0-0	0-0	0-0	1-0	1- 0

Q1: (H:1-30)(N:1-50)(A:1-75) 0-4 overall, 0-4 non_conference			Q2: (H:31-75)(N:51-100)(A:76-135) 1-2 overall, 1-1 non_conference			Q3: (H:76-160)(N:101-200)(A:136-240) 1-4 overall, 1-1 non_conference			Q4: (H:161+)(N:201+)(A:241+) 6-2 overall, 2-1 non_conference		
NET S	Opponent	Score	NET S	Opponent	Score	NET S	Opponent	Score	NET S	Opponent	Score
(H 1-15)(N 1-25)(A 1-40)			(H 31-55)(N 51-75)(A 76-100)			(H 76-160)(N 101-200)(A 136-240)			(H:161+)(N:201+)(A:241+)		
3	A Michigan St.	83 104 1216	92	A Northern Ky.	65 87 0124	121	H Northern Ill.	85 83 1128	180	H Indiana St.	74 78 1109
25	A Iowa	82 93 1111				146	A Wright St.	75 87 0126	189	H IUPUI	70 76 0117
(H 16-30)(N 26-50)(A 41-75)			(H 56-75)(N 76-100)(A 101-135)			179	A Evansville	75 80 1222	224	H UIC	90 85 0119
57	A Creighton	65 86 1214	73	H Belmont	100 92 1201	192	A Detroit Mercy	83 *** 0110	255	N Morehead St.	87 70 1117
68	A Oregon	72 83 1120	131	A Bowling Green	68 97 1208	212	A Oakland	78 90 0112	285	H Youngstown St.	99 93 0103
Upcoming Games			Upcoming Games			Upcoming Games			286	A Milwaukee	92 82 1229
						92	H Northern Ky.	0302	291	H Cleveland St.	90 89 0105
						146	H Wright St.	0228	305	A Eastern Wash.	82 78 1116
						189	A IUPUI	0224	Upcoming Games		
						224	A UIC	0222	192	H Detroit Mercy	0216
									212	H Oakland	0214
									285	A Youngstown St.	0209
									286	H Milwaukee	0201
									291	A Cleveland St.	0207

Non-Div I Games: Wis - Stout	112 46	Wis Lutheran	110 54
------------------------------	--------	--------------	--------

Average NET Win: 218

WON-LOST
RECORD

ROAD
RECORD

STRENGTH
OF SCHEDULE

Average NET Loss: 139

DIV. I ONLY		8- 11	1- 6	134	
DIV. I NON-CONF.		4- 7	0- 3	151	

	Quadrant 1	Quadrant 2	Quadrant 3	Quadrant 4	TOTALS
OVERALL	0-3	0-1	3-3	5-4	8- 11
HOME	0-0	0-0	3-1	3-2	6- 3
AWAY	0-3	0-1	0-2	1-0	1- 6
NEUTRAL	0-0	0-0	0-0	1-2	1- 2
NON-CONFERENCE	0-1	0-1	0-2	4-3	4- 7
HOME	0-0	0-0	0-1	3-1	3- 2
AWAY	0-1	0-1	0-1	0-0	0- 3
NEUTRAL	0-0	0-0	0-0	1-2	1- 2

Q1: (H:1-30)(N:1-50)(A:1-75) 0-3 overall, 0-1 non_conference				Q2: (H:31-75)(N:51-100)(A:76-135) 0-1 overall, 0-1 non_conference				Q3: (H:76-160)(N:101-200)(A:136-240) 3-3 overall, 0-2 non_conference				Q4: (H:161+)(N:201+)(A:241+) 5-4 overall, 4-3 non_conference			
NET	S	Opponent	Score	NET	S	Opponent	Score	NET	S	Opponent	Score	NET	S	Opponent	Score
(H 1-15)(N 1-25)(A 1-40)				(H 31-55)(N 51-75)(A 76-100)				(H 76-160)(N 101-200)(A 136-240)				(H:161+)(N:201+)(A:241+)			
5	A	Michigan	50 71 1222	94	A	Texas St.	57 67 1109	106	H	Colorado	56 93 1124	163	H	Missouri St.	88 69 1128
17	A	Nevada	52 67 0119	-----				147	H	Boise St.	74 60 0122	182	H	New Mexico	58 65 0102
40	A	Utah St.	62 79 0105	(H 56-75)(N 76-100)(A 101-135)				153	H	UNLV	106 88 0116	208	N	South Dakota	65 62 1118
-----				-----				156	H	San Diego St.	62 48 0112	222	H	Army West Point	61 66 1208
(H 16-30)(N 26-50)(A 41-75)				-----				183	A	Pacific	69 82 1201	232	N	UMBC	72 77 1116
-----				Upcoming Games				204	A	Colorado St.	64 87 0108	239	N	High Point	62 69 1119
Upcoming Games				40	H	Utah St.	0216	Upcoming Games				280	H	UC Riverside	72 60 1228
17	H	Nevada	0305	80	A	Fresno St.	0220	147	A	Boise St.	0309	307	H	Denver	73 65 1205
								153	A	UNLV	0212	332	A	San Jose St.	73 71 0126
								156	A	San Diego St.	0130	-----			
												Upcoming Games			
												204	H	Colorado St.	0202
												314	H	Wyoming	0206
												314	A	Wyoming	0302
												332	H	San Jose St.	0223

Non-Div I Games: Johnson & Wales / 90 65

STRENGTH

OF SCHEDULE

DIV. I ONLY		10- 10	3- 6	273	
DIV. I NON-CONF.		4- 8	1- 5	240	
	Quadrant 1	Quadrant 2	Quadrant 3	Quadrant 4	TOTALS
OVERALL	0-1	0-1	3-3	7-5	10- 10
HOME	0-0	0-0	1-0	6-2	7- 2
AWAY	0-1	0-1	2-3	1-1	3- 6
NEUTRAL	0-0	0-0	0-0	0-2	0- 2
NON-CONFERENCE	0-1	0-1	1-3	3-3	4- 8
HOME	0-0	0-0	0-0	3-1	3- 1
AWAY	0-1	0-1	1-3	0-0	1- 5
NEUTRAL	0-0	0-0	0-0	0-2	0- 2

[illegible]

Non-Div I Games:	SIINY Maritime	91	40
------------------	----------------	----	----

Average NET Win: 273

WON-LOST RECORD

ROAD RECORD

STRENGTH OF SCHEDULE

Average NET Loss: 185

DIV. I ONLY	11- 8	6- 6	291
DIV. I NON-CONF.	6- 5	3- 4	215
Quadrant 1		Quadrant 2	Quadrant 3
OVERALL	0-1	0-1	1-4
HOME	0-0	0-0	0-0
AWAY	0-1	0-1	1-3
NEUTRAL	0-0	0-0	0-1
NON-CONFERENCE	0-1	0-1	1-3
HOME	0-0	0-0	0-0
AWAY	0-1	0-1	1-2
NEUTRAL	0-0	0-0	0-1
		Quadrant 4	TOTALS
		10-2	11- 8
		5-1	5- 1
		5-1	6- 6
		0-0	0- 1
		5-0	6- 5
		3-0	3- 0
		2-0	3- 4
		0-0	0- 1

Q1: (H:1-30)(N:1-50)(A:1-75) 0-1 overall, 0-1 non_conference	Q2: (H:31-75)(N:51-100)(A:76-135) 0-1 overall, 0-1 non_conference	Q3: (H:76-160)(N:101-200)(A:136-240) 1-4 overall, 1-3 non_conference	Q4: (H:161+)(N:201+)(A:241+) 10-2 overall, 5-0 non_conference
NET S Opponent Score (H 1-15)(N 1-25)(A 1-40)	NET S Opponent Score (H 31-55)(N 51-75)(A 76-100)	NET S Opponent Score	NET S Opponent Score
39 A St. John's (NY) 52 86 1219		160 A NJIT 60 82 1208	218 H UMass Lowell 75 69 1211
		189 N IUPUI 48 68 1123	227 H Sacred Heart 92 85 0119
		195 A Presbyterian 90 86 1128	231 H Robert Morris 49 52 0110
		199 A Fairleigh Dickinson 58 60 0124	247 A LIU Brooklyn 79 70 0121
		213 A Richmond 66 88 1114	266 A Wagner 66 59 0105
	120 A Boston College 69 74 1111		287 A Lafayette 84 72 1118
		Upcoming Games	289 H Saint Francis (PA) 72 68 0112
Upcoming Games	Upcoming Games	227 A Sacred Heart 0202	296 A Niagara 75 63 1124
		231 A Robert Morris 0223	316 H Saint Peter's 56 53 1215
			325 A Mt. St. Mary's 74 67 0126
			326 A Bryant 66 76 0103
			336 H Manhattan 72 56 1223
			Upcoming Games
			199 H Fairleigh Dickinson 0209
			247 H LIU Brooklyn 0214
			266 H Wagner 0207
			289 A Saint Francis (PA) 0221
			294 A Central Conn. St. 0131
			294 H Central Conn. St. 0216
			325 H Mt. St. Mary's 0302
			326 H Bryant 0228

Non-Div I Games: St. Joseph's (Brkln 104 75

Medgar Evers 92 42

Average NET Win: 236

WON-LOST RECORD

ROAD RECORD

STRENGTH OF SCHEDULE

Average NET Loss: 156

DIV. I ONLY		8- 12	1- 9	237
DIV. I NON-CONF.		4- 7	0- 6	187
Quadrant 1		Quadrant 2	Quadrant 3	Quadrant 4
OVERALL	0-0	0-5	1-4	7-3
HOME	0-0	0-0	0-1	7-2
AWAY	0-0	0-5	1-3	0-1
NEUTRAL	0-0	0-0	0-0	0-0
NON-CONFERENCE	0-0	0-4	0-3	4-0
HOME	0-0	0-0	0-1	4-0
AWAY	0-0	0-4	0-2	0-0
NEUTRAL	0-0	0-0	0-0	0-0
				TOTALS
				8- 12
				7- 3
				1- 9
				0- 0
				4- 7
				4- 1
				0- 6
				0- 0

Q1: (H:1-30)(N:1-50)(A:1-75) 0-0 overall, 0-0 non_conference			Q2: (H:31-75)(N:51-100)(A:76-135) 0-5 overall, 0-4 non_conference			Q3: (H:76-160)(N:101-200)(A:136-240) 1-4 overall, 0-3 non_conference			Q4: (H:161+)(N:201+)(A:241+) 7-3 overall, 4-0 non_conference		
NET S Opponent Score			NET S Opponent Score			NET S Opponent Score			NET S Opponent Score		
(H 1-15)(N 1-25)(A 1-40)			(H 31-55)(N 51-75)(A 76-100)			(H 76-160)(N 101-200)(A 136-240)			(H:161+)(N:201+)(A:241+)		
-----			91 A Notre Dame 67 84 1106			132 H Loyola Chicago 64 73 1201			189 H IUPUI 64 66 0104		
(H 16-30)(N 26-50)(A 41-75)			92 A Northern Ky. 58 73 1230			146 A Wright St. 75 72 1228			192 H Detroit Mercy 79 67 0124		
-----			99 A DePaul 70 90 1214			158 A Duquesne 88 89 1112			200 H Illinois St. 94 75 1205		
Upcoming Games			(H 56-75)(N 76-100)(A 101-135)			172 A Saint Joseph's 75 89 1128			212 H Oakland 67 80 0126		
			106 A Colorado 72 84 1208			220 A Green Bay 85 90 0119			216 H William & Mary 100 95 1115		
			110 A Radford 78 88 1109			Upcoming Games			219 H Bradley 71 70 1117		
			Upcoming Games			92 H Northern Ky. 0203			285 H Youngstown St. 78 63 0110		
						146 H Wright St. 0201			286 A Milwaukee 69 81 0117		
						189 A IUPUI 0209			291 H Cleveland St. 73 56 0112		
						192 A Detroit Mercy 0302			340 H Incarnate Word 63 57 1217		
						212 A Oakland 0228			Upcoming Games		
									220 H Green Bay 0222		
									285 A Youngstown St. 0216		
									286 H Milwaukee 0224		
									291 A Cleveland St. 0214		

Non-Div I Games: Wis -Parkside 94 74

St Francis (IL) 76 55

Average NET Win: 253

WON-LOST
RECORD

ROAD
RECORD

STRENGTH
OF SCHEDULE

Average NET Loss: 140

DIV. I ONLY		8- 11	2- 7	166	
DIV. I NON-CONF.		5- 6	2- 3	140	

	Quadrant 1	Quadrant 2	Quadrant 3	Quadrant 4	TOTALS
OVERALL	0-4	0-1	3-4	5-2	8- 11
HOME	0-0	0-0	2-1	3-1	5- 2
AWAY	0-3	0-1	1-2	1-1	2- 7
NEUTRAL	0-1	0-0	0-1	1-0	1- 2
NON-CONFERENCE	0-2	0-1	2-3	3-0	5- 6
HOME	0-0	0-0	1-1	1-0	2- 1
AWAY	0-1	0-1	1-1	1-0	2- 3
NEUTRAL	0-1	0-0	0-1	1-0	1- 2

Q1: (H:1-30)(N:1-50)(A:1-75) 0-4 overall, 0-2 non_conference				Q2: (H:31-75)(N:51-100)(A:76-135) 0-1 overall, 0-1 non_conference				Q3: (H:76-160)(N:101-200)(A:136-240) 3-4 overall, 2-3 non_conference				Q4: (H:161+)(N:201+)(A:241+) 5-2 overall, 3-0 non_conference			
NET	S	Opponent	Score	NET	S	Opponent	Score	NET	S	Opponent	Score	NET	S	Opponent	Score
(H 1-15)(N 1-25)(A 1-40)				(H 31-55)(N 51-75)(A 76-100)				(H 76-160)(N 101-200)(A 136-240)				(H:161+)(N:201+)(A:241+)			
6	A	Tennessee	67 95 1128	86	A	Xavier	77 95 1215	92	H	Northern Ky.	76 74 1208	244	A	Chattanooga	81 78 1110
-----				-----				136	H	Jacksonville St.	88 70 0124	311	H	Southeast Mo. St.	85 83 0119
(H 16-30)(N 26-50)(A 41-75)				(H 56-75)(N 76-100)(A 101-135)				139	A	Austin Peay	75 93 0103	317	A	Tennessee St.	81 82 0110
33	N	Kansas St.	68 95 1116	-----				140	H	Marshall	77 *** 1107	328	H	UT Martin	97 73 0117
53	A	Murray St.	85 97 0105	Upcoming Games				158	A	Duquesne	84 85 1222	329	H	USC Upstate	79 77 1205
73	A	Belmont	93 109 0112	53	H	Murray St.	0216	198	N	UNI	85 90 1117	334	H	Tennessee Tech	85 91 0126
-----				73	H	Belmont	0207	239	A	High Point	70 69 1201	343	N	Kennesaw St.	100 81 1119
Upcoming Games				-----				Upcoming Games				-----			
								136	A	Jacksonville St.	0223	255	A	Morehead St.	0214
								139	H	Austin Peay	0228	255	H	Morehead St.	0302
												299	A	Eastern Ill.	0131
												317	H	Tennessee St.	0209
												327	A	SIUE	0202
												334	A	Tennessee Tech	0221

Non-Div I Games: Midway	107 52	Brescia	145 72
-------------------------	--------	---------	--------

Average NET Win: 249

WON-LOST RECORD

ROAD RECORD

STRENGTH OF SCHEDULE

Average NET Loss: 142

DIV. I ONLY		8- 12	1- 8	144
DIV. I NON-CONF.		4- 8	0- 5	40
Quadrant 1		Quadrant 2	Quadrant 3	Quadrant 4
OVERALL	0-4	0-2	1-3	7-3
HOME	0-0	0-0	1-0	5-1
AWAY	0-4	0-2	0-1	1-1
NEUTRAL	0-0	0-0	0-2	1-1
NON-CONFERENCE	0-4	0-1	1-2	3-1
HOME	0-0	0-0	1-0	2-0
AWAY	0-4	0-1	0-0	0-0
NEUTRAL	0-0	0-0	0-2	1-1
				TOTALS
				8- 12
				6- 1
				1- 8
				1- 3
				4- 8
				3- 0
				0- 5
				1- 3

Q1: (H:1-30)(N:1-50)(A:1-75) 0-4 overall, 0-4 non_conference					Q2: (H:31-75)(N:51-100)(A:76-135) 0-2 overall, 0-1 non_conference					Q3: (H:76-160)(N:101-200)(A:136-240) 1-3 overall, 1-2 non_conference					Q4: (H:161+)(N:201+)(A:241+) 7-3 overall, 3-1 non_conference						
NET	S	Opponent	Score		NET	S	Opponent	Score		NET	S	Opponent	Score		NET	S	Opponent	Score			
(H 1-15)(N 1-25)(A 1-40)					(H 31-55)(N 51-75)(A 76-100)					(H 76-160)(N 101-200)(A 136-240)					(H 161-200)(N 201-240)(A 241-280)						
2	A	Gonzaga	60	102	1126					119	N	Drake	88	95	1201	163	H	Missouri St.	74	67	1215
13	A	Iowa St.	59	81	1203					148	H	UC Santa Barbara	82	63	1111	208	H	South Dakota	71	65	1229
(H 16-30)(N 26-50)(A 41-75)					(H 56-75)(N 76-100)(A 101-135)					(H 161-200)(N 201-240)(A 241-280)					(H 281-320)(N 321-360)(A 361-400)						
71	A	ETSU	61	79	1124	105	A	South Dakota St.	69	87	0124	Upcoming Games			278	N	Towson	76	51	1118	
74	A	New Mexico St.	56	73	1106	114	A	Montana	53	60	1217	Upcoming Games			290	H	North Dakota	67	65	0119	
Upcoming Games					Upcoming Games					Upcoming Games					Upcoming Games						

Non-Div I Games:	Dickinson St	85	53	Northland	90	43
------------------	--------------	----	----	-----------	----	----

Average NET Win: 265

WON-LOST
RECORD

ROAD
RECORD

STRENGTH
OF SCHEDULE

Average NET Loss: 193

DIV. I ONLY	7- 13	1- 11	224
DIV. I NON-CONF.	3- 9	1- 7	191
Quadrant 1		Quadrant 2	Quadrant 3
OVERALL	0-2	0-2	0-4
HOME	0-0	0-0	0-0
AWAY	0-2	0-2	0-4
NEUTRAL	0-0	0-0	0-0
NON-CONFERENCE	0-2	0-2	0-2
HOME	0-0	0-0	0-0
AWAY	0-2	0-2	0-2
NEUTRAL	0-0	0-0	0-0
		Quadrant 4	TOTALS
		7-5	7- 13
		5-1	5- 1
		1-3	1- 11
		1-1	1- 1
		3-3	3- 9
		1-1	1- 1
		1-1	1- 7
		1-1	1- 1

Q1: (H:1-30)(N:1-50)(A:1-75) 0-2 overall, 0-2 non_conference					Q2: (H:31-75)(N:51-100)(A:76-135) 0-2 overall, 0-2 non_conference					Q3: (H:76-160)(N:101-200)(A:136-240) 0-4 overall, 0-2 non_conference					Q4: (H:161+)(N:201+)(A:241+) 7-5 overall, 3-3 non_conference						
NET	S	Opponent	Score		NET	S	Opponent	Score		NET	S	Opponent	Score		NET	S	Opponent	Score			
(H 1-15)(N 1-25)(A 1-40)					(H 31-55)(N 51-75)(A 76-100)					(H:76-160)(N:101-200)(A:136-240)					(H:161+)(N:201+)(A:241+)						
39	A	St. John's (NY)	82	104	1222					193	A	Holy Cross	81	93	1106	210	H	Hartford	98	89	1127
										194	A	Dartmouth	73	82	1210	218	N	UMass Lowell	90	94	1118
										223	A	St. Francis Brooklyn	85	92	0119	218	H	UMass Lowell	91	100	1229
										231	A	Robert Morris	64	72	0124	222	N	Army West Point	79	78	1116
															247	H	LIU Brooklyn	79	75	0103	
															266	A	Wagner	73	76	0110	
60	A	Seton Hall	76	90	1219	120	A	Boston College	73	81	1129				266	H	Wagner	62	38	0121	
						125	A	Brown	77	82	1117	199	A	Fairleigh Dickinson	0221	287	A	Lafayette	64	62	1202
															289	A	Saint Francis (PA)	78	79	0126	
															294	H	Central Conn. St.	73	61	0105	
															326	H	Bryant	98	70	0112	
															333	A	Binghamton	73	78	1124	

Non-Div I Games: Western New Eng 114 72

Average NET Win: 243

Average NET Loss: 148

WON-LOST
RECORD

ROAD
RECORD

STRENGTH
OF SCHEDULE

DIV. I ONLY	9- 12	2- 8	178
DIV. I NON-CONF.	5- 7	1- 4	153
Quadrant 1		Quadrant 2	Quadrant 3
OVERALL	0-1	1-5	0-3
HOME	0-0	0-1	0-1
AWAY	0-1	1-4	0-2
NEUTRAL	0-0	0-0	0-0
NON-CONFERENCE	0-0	0-4	0-2
HOME	0-0	0-1	0-1
AWAY	0-0	0-3	0-1
NEUTRAL	0-0	0-0	0-0
		Quadrant 4	TOTALS
		8-3	9- 12
		6-2	6- 4
		1-1	2- 8
		1-0	1- 0
		5-1	5- 7
		3-1	3- 3
		1-0	1- 4
		1-0	1- 0

Q1: (H:1-30)(N:1-50)(A:1-75) 0-1 overall, 0-0 non_conference		Q2: (H:31-75)(N:51-100)(A:76-135) 1-5 overall, 0-4 non_conference		Q3: (H:76-160)(N:101-200)(A:136-240) 0-3 overall, 0-2 non_conference		Q4: (H:161+)(N:201+)(A:241+) 8-3 overall, 5-1 non_conference	
NET S Opponent Score (H 1-15)(N 1-25)(A 1-40)		NET S Opponent Score (H 31-55)(N 51-75)(A 76-100)		NET S Opponent Score (H 76-100)(N 101-135)(A 136-160)		NET S Opponent Score (H 161-200)(N 201-240)(A 241-280)	
----- (H 16-30)(N 26-50)(A 41-75)		----- (H 56-75)(N 76-100)(A 101-135)		----- (H 101-135)(N 136-160)(A 161-200)		----- (H 201-240)(N 241-280)(A 281-320)	
46 A Hofstra 75 89 1230		78 A UConn 65 97 1218		207 A Delaware 75 76 0126		236 H Boston U. 86 67 1121	
----- Upcoming Games		----- Upcoming Games		----- Upcoming Games		----- Upcoming Games	
		56 H Temple 64 82 1222		112 H Col. of Charleston 0209		241 A UNCW 83 97 0112	
		112 A Col. of Charleston 79 78 0110		115 H Northeastern 0302		243 H James Madison 73 68 0119	
		115 A Northeastern 83 93 1228		216 A William & Mary 0131		252 A La Salle 89 84 1117	
		122 A Rutgers 66 95 1111				261 N Quinnipiac 92 83 1216	
		131 A Bowling Green 71 81 1125				275 H Loyola Maryland 95 86 1205	
		----- Upcoming Games				278 H Towson 72 66 0117	
		46 H Hofstra 0228				298 H Elon 79 65 0103	
						----- Upcoming Games	
						207 H Delaware 0223	
						241 H UNCW 0207	
						243 A James Madison 0214	
						278 A Towson 0216	
						298 A Elon 0202	

Non-Div I Games: Brvn Athvn 118 41

Average NET Win: 205 WON-LOST RECORD ROAD RECORD STRENGTH OF SCHEDULE
Average NET Loss: 177

DIV. I ONLY	6- 11	5- 10	294
DIV. I NON-CONF.	3- 8	3- 8	104
Quadrant 1		Quadrant 2	Quadrant 3
OVERALL	2-3	1-1	0-3
HOME	0-0	0-0	0-0
AWAY	2-3	1-1	0-3
NEUTRAL	0-0	0-0	0-0
NON-CONFERENCE	2-3	1-1	0-2
HOME	0-0	0-0	0-0
AWAY	2-3	1-1	0-2
NEUTRAL	0-0	0-0	0-0
Quadrant 4		TOTALS	
		6- 11	
		1- 1	
		5- 10	
		0- 0	
		3- 8	
		0- 0	
		3- 8	
		0- 0	

Q1: (H:1-30)(N:1-50)(A:1-75) 2-3 overall, 2-3 non_conference				Q2: (H:31-75)(N:51-100)(A:76-135) 1-1 overall, 1-1 non_conference				Q3: (H:76-160)(N:101-200)(A:136-240) 0-3 overall, 0-2 non_conference				Q4: (H:161+)(N:201+)(A:241+) 3-4 overall, 0-2 non_conference			
NET S Opponent Score				NET S Opponent Score				NET S Opponent Score				NET S Opponent Score			
(H 1-15)(N 1-25)(A 1-40)				(H 31-55)(N 51-75)(A 76-100)				(H 76-100)(N 101-135)(A 136-160)				(H 161-200)(N 201-240)(A 241-280)			
2 A Gonzaga 67 104 1110				88 A Georgia 75 92 1203				156 A San Diego St. 64 *** 1114				272 A Lamar University 72 80 1219			
13 A Iowa St. 73 85 1112								179 A Evansville 63 85 1118				303 A Tulane 70 77 1217			
								238 A Prairie View 73 79 0112				308 H Grambling 87 88 0119			
(H 16-30)(N 26-50)(A 41-75)				(H 56-75)(N 76-100)(A 101-135)				Upcoming Games				320 H Jackson St. 75 65 0121			
44 A Baylor 72 69 1106				108 A Texas A&M 88 73 1229								321 A Ark.-Pine Bluff 86 90 0126			
62 A Arizona St. 71 83 1201				Upcoming Games								342 A Southern U. 77 67 0107			
68 A Oregon 89 84 1126												345 A Alcorn 87 70 0105			
Upcoming Games								Upcoming Games							
								238 H Prairie View 0209							
								308 A Grambling 0216							
								310 H Alabama St. 0202							
								310 A Alabama St. 0302							
								320 A Jackson St. 0218							
								321 H Ark.-Pine Bluff 0223							
								342 H Southern U. 0309							
								344 H Alabama A&M 0204							
								344 A Alabama A&M 0304							
								345 H Alcorn 0307							
								350 A Mississippi Val. 0128							
								350 H Mississippi Val. 0225							

Non-Div I Games: Concordia (TX)	107	70	Huston-Tillotson	81	76
---------------------------------	-----	----	------------------	----	----

Average NET Win: 249 WON-LOST RECORD ROAD RECORD STRENGTH OF SCHEDULE
Average NET Loss: 156

DIV. I ONLY	10- 10	4- 7	270		
DIV. I NON-CONF.	5- 7	2- 5	209		
	Quadrant 1	Quadrant 2	Quadrant 3	Quadrant 4	TOTALS
OVERALL	0-1	0-2	3-4	7-3	10- 10
HOME	0-0	0-0	2-1	4-2	6- 3
AWAY	0-1	0-2	1-3	3-1	4- 7
NEUTRAL	0-0	0-0	0-0	0-0	0- 0
NON-CONFERENCE	0-1	0-2	1-3	4-1	5- 7
HOME	0-0	0-0	1-1	2-1	3- 2
AWAY	0-1	0-2	0-2	2-0	2- 5
NEUTRAL	0-0	0-0	0-0	0-0	0- 0

Q1: (H:1-30)(N:1-50)(A:1-75) 0-1 overall, 0-1 non_conference			Q2: (H:31-75)(N:51-100)(A:76-135) 0-2 overall, 0-2 non_conference			Q3: (H:76-160)(N:101-200)(A:136-240) 3-4 overall, 1-3 non_conference			Q4: (H:161+)(N:201+)(A:241+) 7-3 overall, 4-1 non_conference		
NET S Opponent Score (H 1-15)(N 1-25)(A 1-40)			NET S Opponent Score (H 31-55)(N 51-75)(A 76-100)			NET S Opponent Score (H 76-160)(N 101-200)(A 136-240)			NET S Opponent Score (H 161+)(N 201+)(A 241+)		
38 A Ohio St. 61 107 1111			96 A Dayton 80 91 1116			105 H South Dakota St. 104 88 0103			184 H Omaha 79 85 0124		
(H 16-30)(N 26-50)(A 41-75)			98 A UCLA 71 96 1106			139 A Austin Peay 68 95 1215			189 H IUPUI 87 77 1218		
Upcoming Games			(H 56-75)(N 76-100)(A 101-135)			141 H Akron 68 65 1205			217 H UMKC 73 90 1201		
			Upcoming Games			142 H Samford 66 74 1123			290 A North Dakota 84 73 1229		
			105 A South Dakota St. 0221			149 A Miami (OH) 79 85 1208			291 A Cleveland St. 82 79 1125		
						208 A South Dakota 73 87 0113			292 A Western Ill. 58 87 0119		
						226 A North Dakota St. 90 87 1230			299 A Eastern Ill. 104 60 1128		
						Upcoming Games			304 H Oral Roberts 94 69 0110		
						184 A Omaha 0216			307 H Denver 91 81 0126		
									337 H South Carolina St. 72 68 1120		
									Upcoming Games		
									208 H South Dakota 0130		
									226 H North Dakota St. 0302		
									290 H North Dakota 0228		
									292 H Western Ill. 0207		
									304 A Oral Roberts 0202		
									307 A Denver 0214		

Non-Div I Games: Manchester 111 65	Siena Heights 106 45	Earlham 112 51
------------------------------------	----------------------	----------------

Average NET Win: 284

WON-LOST
RECORD

ROAD
RECORD

STRENGTH
OF SCHEDULE

Average NET Loss: 155

DIV. I ONLY		10- 9	4- 8	331	
DIV. I NON-CONF.		3- 8	1- 7	324	

	Quadrant 1	Quadrant 2	Quadrant 3	Quadrant 4	TOTALS
OVERALL	0-3	0-0	1-4	9-2	10- 9
HOME	0-0	0-0	0-0	6-1	6- 1
AWAY	0-3	0-0	1-4	3-1	4- 8
NEUTRAL	0-0	0-0	0-0	0-0	0- 0
NON-CONFERENCE	0-3	0-0	0-4	3-1	3- 8
HOME	0-0	0-0	0-0	2-1	2- 1
AWAY	0-3	0-0	0-4	1-0	1- 7
NEUTRAL	0-0	0-0	0-0	0-0	0- 0

Q1: (H:1-30)(N:1-50)(A:1-75) 0-3 overall, 0-3 non_conference			Q2: (H:31-75)(N:51-100)(A:76-135) 0-0 overall, 0-0 non_conference			Q3: (H:76-160)(N:101-200)(A:136-240) 1-4 overall, 0-4 non_conference			Q4: (H:161+)(N:201+)(A:241+) 9-2 overall, 3-1 non_conference		
NET S Opponent Score (H 1-15)(N 1-25)(A 1-40)			NET S Opponent Score (H 31-55)(N 51-75)(A 76-100)			NET S Opponent Score (H 76-100)(N 101-135)(A 136-240)			NET S Opponent Score (H 161-200)(N 201-240)(A 241-300)		
11 A Louisville 59 73 1221			-----			159 A Rider 50 69 1215			199 H Fairleigh Dickinson 69 62 0103		
12 A Purdue 46 84 1123			(H 56-75)(N 76-100)(A 101-135)			163 A Missouri St. 60 74 1109			227 H Sacred Heart 72 64 0124		
(H 16-30)(N 26-50)(A 41-75)			-----			223 A St. Francis Brooklyn 52 49 0110			247 A LIU Brooklyn 73 80 0112		
75 A Southern California 62 83 1106			Upcoming Games			228 A Drexel 69 82 1201			258 H Siena 71 74 1208		
Upcoming Games						240 A Canisius 62 68 1205			266 H Wagner 57 51 0126		
						Upcoming Games			285 H Youngstown St. 76 56 1128		
						199 A Fairleigh Dickinson 0202			294 A Central Conn. St. 70 59 0121		
						227 A Sacred Heart 0228			325 H Mt. St. Mary's 62 59 0105		
									326 A Bryant 79 65 0119		
									349 A Stetson 81 72 1119		
									350 H Mississippi Val. 68 59 1117		
									Upcoming Games		
									223 H St. Francis Brooklyn 0223		
									247 H LIU Brooklyn 0221		
									266 A Wagner 0302		
									289 H Saint Francis (PA) 0131		
									289 A Saint Francis (PA) 0216		
									294 H Central Conn. St. 0209		
									325 A Mt. St. Mary's 0214		
									326 H Bryant 0207		

Non-Div I Games: Home	108 51	Mount Aloysius	104 57
-----------------------	--------	----------------	--------

Average NET Win: 274

WON-LOST
RECORD

ROAD
RECORD

STRENGTH
OF SCHEDULE

Average NET Loss: 172

DIV. I ONLY		10- 9	4- 5	341
DIV. I NON-CONF.		5- 7	2- 3	317
Quadrant 1		Quadrant 2	Quadrant 3	Quadrant 4
OVERALL	0-1	1-2	1-2	8-4
HOME	0-0	0-0	0-0	4-3
AWAY	0-1	1-2	1-2	2-0
NEUTRAL	0-0	0-0	0-0	2-1
NON-CONFERENCE	0-1	0-2	1-0	4-4
HOME	0-0	0-0	0-0	1-3
AWAY	0-1	0-2	1-0	1-0
NEUTRAL	0-0	0-0	0-0	2-1
				TOTALS
				10- 9
				4- 3
				4- 5
				2- 1
				5- 7
				1- 3
				2- 3
				2- 1

Q1: (H:1-30)(N:1-50)(A:1-75) 0-1 overall, 0-1 non_conference					Q2: (H:31-75)(N:51-100)(A:76-135) 1-2 overall, 0-2 non_conference					Q3: (H:76-160)(N:101-200)(A:136-240) 1-2 overall, 1-0 non_conference					Q4: (H:161+)(N:201+)(A:241+) 8-4 overall, 4-4 non_conference								
NET	S	Opponent	Score		NET	S	Opponent	Score		NET	S	Opponent	Score		NET	S	Opponent	Score					
(H 1-15)(N 1-25)(A 1-40)					(H 31-55)(N 51-75)(A 76-100)					(H 76-160)(N 101-200)(A 136-240)					(H 161+)(N 201+)(A 241+)								
19	A	Marquette	42	67	1106	76	A	Vermont	74	61	0123	210	A	Hartford	64	66	0109	188	H	American	69	73	1124
-----					85	A	Penn St.	52	74	1229	218	A	UMass Lowell	63	74	0112	208	N	South Dakota	52	58	1119	
(H 16-30)(N 26-50)(A 41-75)					92	A	Northern Ky.	60	78	1130	228	A	Drexel	91	76	1208	221	N	Air Force	77	72	1116	
-----					(H 56-75)(N 76-100)(A 101-135)					Upcoming Games					239	N	High Point	68	59	1117			
Upcoming Games					-----					Upcoming Games					250	H	FGCU	53	76	1216			
															277	H	Albany (NY)	65	64	0119			
															278	H	Towson	76	80	1211			
															333	H	Binghamton	68	49	0116			
															335	H	Maine	61	52	0105			
															336	H	Manhattan	75	52	1112			
															346	A	Coppin St.	71	60	1203			
															347	A	New Hampshire	59	51	0126			
															Upcoming Games								
															210	H	Hartford	0206					
															218	H	UMass Lowell	0216					
															277	A	Albany (NY)	0223					
															333	A	Binghamton	0213					
															335	A	Maine	0210					
															347	H	New Hampshire	0302					

Non-Div I Games: Shenandoah 93 45

Hood 86 65

Centenary (NJ) 98 48

Average NET Win:	232	WON-LOST	ROAD	STRENGTH
Average NET Loss:	128	RECORD	RECORD	OF SCHEDULE

DIV. I ONLY	7- 10	3- 7	147		
DIV. I NON-CONF.	5- 3	3- 2	188		

	Quadrant 1	Quadrant 2	Quadrant 3	Quadrant 4	TOTALS
OVERALL	0-4	1-2	0-1	6-3	7- 10
HOME	0-0	0-1	0-0	4-2	4- 3
AWAY	0-4	1-1	0-1	2-1	3- 7
NEUTRAL	0-0	0-0	0-0	0-0	0- 0
NON-CONFERENCE	0-2	1-0	0-0	4-1	5- 3
HOME	0-0	0-0	0-0	2-1	2- 1
AWAY	0-2	1-0	0-0	2-0	3- 2
NEUTRAL	0-0	0-0	0-0	0-0	0- 0

Q1: (H:1-30)(N:1-50)(A:1-75) 0-4 overall, 0-2 non_conference					Q2: (H:31-75)(N:51-100)(A:76-135) 1-2 overall, 1-0 non_conference					Q3: (H:76-160)(N:101-200)(A:136-240) 0-1 overall, 0-0 non_conference					Q4: (H:161+)(N:201+)(A:241+) 6-3 overall, 4-1 non_conference										
NET	S	Opponent	Score		NET	S	Opponent	Score		NET	S	Opponent	Score		NET	S	Opponent	Score							
(H 1-15)(N 1-25)(A 1-40)					(H 31-55)(N 51-75)(A 76-100)					(H 76-160)(N 101-200)(A 136-240)					(H:161+)(N:201+)(A:241+)										
31	A	Wofford	81	112	0103	81	A	Furman	85	101	0105	Upcoming Games			176	H	Mercer	79	69	1201					
-----					82	A	South Fla.	84	81	1124				239	H	High Point	112	87	1127						
(H 16-30)(N 26-50)(A 41-75)					(H 56-75)(N 76-100)(A 101-135)										243	A	James Madison	91	82	1120					
45	A	Texas	69	97	1116						81	H	Furman	0131	244	A	Chattanooga	71	73	0119					
51	A	UNC Greensboro	60	83	0124	71	H	ETSU	73	98	0110	142	H	Samford	0223	256	A	Campbell	82	76	1218				
59	A	Clemson	80	100	1106						176	A	Mercer	0209	260	H	Longwood	94	110	1229					
-----					Upcoming Games										295	H	Western Caro.	82	94	0112					
Upcoming Games					31	H	Wofford	0202											311	H	Southeast Mo. St.	86	74	1215	
71	A	ETSU	0214						51	H	UNC Greensboro	0228						318	H	VMI	84	82	0126		
															Upcoming Games										
																				244	H	Chattanooga	0221		
																				295	A	Western Caro.	0216		
																				318	A	VMI	0302		

Non-Div I Games:	Johnson (FI)	137	60	Johnson & Wales (127	93	Mid-Atlantic Chris	148	75
------------------	--------------	-----	----	-------------------	-----	----	--------------------	-----	----

Average NET Win: 264

WON-LOST
RECORD

ROAD
RECORD

STRENGTH
OF SCHEDULE

Average NET Loss: 154

DIV. I ONLY	7- 9	4- 7	219		
DIV. I NON-CONF.	6- 8	4- 6	181		
	Quadrant 1	Quadrant 2	Quadrant 3	Quadrant 4	TOTALS
OVERALL	0-2	0-2	1-3	6-2	7- 9
HOME	0-0	0-0	0-1	3-1	3- 2
AWAY	0-2	0-2	1-2	3-1	4- 7
NEUTRAL	0-0	0-0	0-0	0-0	0- 0
NON-CONFERENCE	0-2	0-2	1-2	5-2	6- 8
HOME	0-0	0-0	0-1	2-1	2- 2
AWAY	0-2	0-2	1-1	3-1	4- 6
NEUTRAL	0-0	0-0	0-0	0-0	0- 0

Q1: (H:1-30)(N:1-50)(A:1-75) 0-2 overall, 0-2 non_conference			Q2: (H:31-75)(N:51-100)(A:76-135) 0-2 overall, 0-2 non_conference			Q3: (H:76-160)(N:101-200)(A:136-240) 1-3 overall, 1-2 non_conference			Q4: (H:161+)(N:201+)(A:241+) 6-2 overall, 5-2 non_conference		
NET S Opponent Score			NET S Opponent Score			NET S Opponent Score			NET S Opponent Score		
(H 1-15)(N 1-25)(A 1-40)			(H 31-55)(N 51-75)(A 76-100)			(H 76-160)(N 101-200)(A 136-240)			(H:161+)(N:201+)(A:241+)		
-----			-----			-----			-----		
(H 16-30)(N 26-50)(A 41-75)			(H 56-75)(N 76-100)(A 101-135)			Upcoming Games			Upcoming Games		
-----			-----			-----			-----		
49 A Syracuse 55 63 1201			123 A SMU 53 81 1222			83 H Penn 0201			207 H Delaware 56 73 1115		
63 A Toledo 70 86 1219			65 H Yale 0216			125 H Brown 0215			235 H Columbia 60 59 0119		
-----			83 A Penn 0223			152 A Harvard 0209			260 H Longwood 70 64 1217		
Upcoming Games			125 A Brown 0302			152 H Harvard 0308			278 A Towson 86 74 0109		
65 A Yale 0301						170 A Princeton 0222			287 A Lafayette 63 58 1128		
						194 A Dartmouth 0208			293 H Navy 61 50 1230		
									296 A Niagara 74 77 1216		
									333 A Binghamton 86 75 1106		

									Upcoming Games		
									170 H Princeton 0202		
									194 H Dartmouth 0309		

Non-Div I Games: Johnson & Wales (76 61

SIINY Canton 86 44

Average NET Win: 276

WON-LOST
RECORD

ROAD
RECORD

STRENGTH
OF SCHEDULE

Average NET Loss: 190

DIV. I ONLY	4- 10	1- 6	306
DIV. I NON-CONF.	3- 9	1- 5	308
Quadrant 1		Quadrant 2	Quadrant 3
OVERALL	0-1	0-2	0-2
HOME	0-0	0-0	0-1
AWAY	0-1	0-2	0-1
NEUTRAL	0-0	0-0	0-0
NON-CONFERENCE	0-1	0-2	0-1
HOME	0-0	0-0	0-1
AWAY	0-1	0-2	0-0
NEUTRAL	0-0	0-0	0-0
		Quadrant 4	TOTALS
		4-5	4- 10
		2-1	2- 2
		1-2	1- 6
		1-2	1- 2
		3-5	3- 9
		1-1	1- 2
		1-2	1- 5
		1-2	1- 2

Q1: (H:1-30)(N:1-50)(A:1-75) 0-1 overall, 0-1 non_conference					Q2: (H:31-75)(N:51-100)(A:76-135) 0-2 overall, 0-2 non_conference					Q3: (H:76-160)(N:101-200)(A:136-240) 0-2 overall, 0-1 non_conference					Q4: (H:161+)(N:201+)(A:241+) 4-5 overall, 3-5 non_conference										
NET	S	Opponent	Score		NET	S	Opponent	Score		NET	S	Opponent	Score		NET	S	Opponent	Score							
(H 1-15)(N 1-25)(A 1-40)					(H 31-55)(N 51-75)(A 76-100)					(H 76-160)(N 101-200)(A 136-240)					(H:161+)(N:201+)(A:241+)										
-----					-----					-----					-----										
(H 16-30)(N 26-50)(A 41-75)					(H 56-75)(N 76-100)(A 101-135)					Upcoming Games															
52	A	Northwestern	54	75	1230	120	A	Boston College	73	82	1212	83	H	Penn	0202	201	N	FIU	87	98	1117				
-----					122	A	Rutgers	65	68	1222	125	H	Brown	0216	207	H	Delaware	86	87	1202					
Upcoming Games					Upcoming Games																				
65	A	Yale			0302	65	H	Yale			0215	152	A	Harvard	0208	211	N	Iona	74	71	1209				
					83	A	Penn			0222	152	H	Harvard	0309	234	H	Cornell	73	70	0126					
					125	A	Brown			0301	170	A	Princeton	0223	245	A	Fordham	69	70	1118					
															194	A	Dartmouth	0209	282	A	Marist	76	82	1110	
																				285	N	Youngstown St.	83	94	1116
																				326	H	Bryant	90	68	1207
																				333	A	Binghamton	65	63	0102
																				Upcoming Games					
																				170	H	Princeton			0201
																				194	H	Dartmouth			0308

Non-Div I Games: St. Joseph's (Brkln 85 38 Elmira 102 63

Average NET Win: 254

WON-LOST
RECORD

ROAD
RECORD

STRENGTH
OF SCHEDULE

Average NET Loss: 190

DIV. I ONLY	8- 12	5- 7	296
DIV. I NON-CONF.	6- 6	4- 4	335
Quadrant 1		Quadrant 2	Quadrant 3
OVERALL	0-0	1-1	0-7
HOME	0-0	0-0	0-2
AWAY	0-0	1-1	0-5
NEUTRAL	0-0	0-0	0-0
NON-CONFERENCE	0-0	1-1	0-4
HOME	0-0	0-0	0-1
AWAY	0-0	1-1	0-3
NEUTRAL	0-0	0-0	0-0
		Quadrant 4	TOTALS
		7-4	8- 12
		3-3	3- 5
		4-1	5- 7
		0-0	0- 0
		5-1	6- 6
		2-1	2- 2
		3-0	4- 4
		0-0	0- 0

Q1: (H:1-30)(N:1-50)(A:1-75) 0-0 overall, 0-0 non_conference		Q2: (H:31-75)(N:51-100)(A:76-135) 1-1 overall, 1-1 non_conference		Q3: (H:76-160)(N:101-200)(A:136-240) 0-7 overall, 0-4 non_conference		Q4: (H:161+)(N:201+)(A:241+) 7-4 overall, 5-1 non_conference	
NET S Opponent Score (H 1-15)(N 1-25)(A 1-40)		NET S Opponent Score (H 31-55)(N 51-75)(A 76-100)		NET S Opponent Score		NET S Opponent Score	
----- (H 16-30)(N 26-50)(A 41-75)		----- (H 56-75)(N 76-100)(A 101-135)		76 H Vermont 72 78 1109		177 H Bucknell 87 80 0105	
----- Upcoming Games		115 A Northeastern 77 74 1106		143 A Lehigh 78 94 0126		188 H American 66 70 0123	
		122 A Rutgers 44 54 1123		154 H Colgate 56 77 0119		218 H UMass Lowell 79 60 1204	
		----- Upcoming Games		169 A Eastern Mich. 62 80 1117		222 H Army West Point 82 86 0109	
				188 A American 74 86 0102		275 A Loyola Maryland 73 81 0116	
				194 A Dartmouth 68 78 1213		277 A Albany (NY) 71 61 1114	
				228 A Drexel 67 86 1121		293 A Navy 75 69 0112	
				----- Upcoming Games		298 A Elon 65 58 1201	
				143 H Lehigh 0216		309 H Nicholls St. 75 63 1215	
				154 A Colgate 0202		319 H Bethune-Cookman 66 74 1221	
				177 A Bucknell 0209		347 A New Hampshire 82 53 1128	
				193 A Holy Cross 0218		----- Upcoming Games	
				222 A Army West Point 0213		193 H Holy Cross 0130	
						275 H Loyola Maryland 0223	
						287 H Lafayette 0206	
						287 A Lafayette 0227	
						293 H Navy 0302	

Non-Div I Games: Emerson 94 57

Average NET Win: 202

WON-LOST RECORD

ROAD RECORD

STRENGTH OF SCHEDULE

Average NET Loss: 154

DIV. I ONLY		7- 12	1- 8	118
DIV. I NON-CONF.		4- 7	0- 5	62
Quadrant 1		Quadrant 2	Quadrant 3	Quadrant 4
OVERALL	0-2	0-2	2-4	5-4
HOME	0-0	0-0	0-0	5-2
AWAY	0-2	0-2	1-4	0-0
NEUTRAL	0-0	0-0	1-0	0-2
NON-CONFERENCE	0-2	0-1	1-2	3-2
HOME	0-0	0-0	0-0	3-0
AWAY	0-2	0-1	0-2	0-0
NEUTRAL	0-0	0-0	1-0	0-2
				TOTALS
				7- 12
				5- 2
				1- 8
				1- 2
				4- 7
				3- 0
				0- 5
				1- 2

Q1: (H:1-30)(N:1-50)(A:1-75) 0-2 overall, 0-2 non_conference			Q2: (H:31-75)(N:51-100)(A:76-135) 0-2 overall, 0-1 non_conference			Q3: (H:76-160)(N:101-200)(A:136-240) 2-4 overall, 1-2 non_conference			Q4: (H:161+)(N:201+)(A:241+) 5-4 overall, 3-2 non_conference		
NET S Opponent Score			NET S Opponent Score			NET S Opponent Score			NET S Opponent Score		
(H 1-15)(N 1-25)(A 1-40)			(H 31-55)(N 51-75)(A 76-100)			(H 76-160)(N 101-200)(A 136-240)			(H:161+)(N:201+)(A:241+)		
-----			-----			-----			-----		
(H 16-30)(N 26-50)(A 41-75)			(H 56-75)(N 76-100)(A 101-135)			-----			(H:161+)(N:201+)(A:241+)		
49 A Syracuse 52 82 1222						143 A Lehigh 70 82 1201			163 H Missouri St. 71 63 1218		
58 A Minnesota 56 72 1208			87 A Grand Canyon 72 96 1116			151 A La.-Monroe 75 85 0105			166 H Coastal Caro. 64 77 0126		
-----			94 A Texas St. 64 77 0119			167 A Abilene Christian 73 94 1109			175 H Fla. Atlantic 75 71 1214		
Upcoming Games			-----			181 A Louisiana 94 83 0103			179 H Evansville 87 77 1204		
			(H 56-75)(N 76-100)(A 101-135)			190 N Gardner-Webb 77 69 1125			197 H Troy 85 90 0112		
			-----			191 A UT Arlington 59 68 0117			241 N UNCW 64 78 1123		
			Upcoming Games			-----			262 H Appalachian St. 82 81 0124		
			130 A Georgia St. 0228			Upcoming Games			264 H South Alabama 66 65 0110		
			133 A Ga. Southern 0302			94 H Texas St. 0214			299 N Eastern Ill. 86 90 1124		
						151 H La.-Monroe 0307			-----		
						197 A Troy 0209			Upcoming Games		
									181 H Louisiana 0309		
									191 H UT Arlington 0216		
									246 A Little Rock 0202		
									246 H Little Rock 0223		
									264 A South Alabama 0207		

Non-Div I Games: Mn Rantist	89	54	Hardinn	87	62
-----------------------------	----	----	---------	----	----

Average NET Win: 300

WON-LOST
RECORD

ROAD
RECORD

STRENGTH
OF SCHEDULE

Average NET Loss: 144

DIV. I ONLY	7- 11	4- 11	263
DIV. I NON-CONF.	1- 11	1- 11	69
Quadrant 1		Quadrant 2	Quadrant 3
OVERALL	0-3	0-2	1-4
HOME	0-0	0-0	0-0
AWAY	0-3	0-2	1-4
NEUTRAL	0-0	0-0	0-0
NON-CONFERENCE	0-3	0-2	1-4
HOME	0-0	0-0	0-0
AWAY	0-3	0-2	1-4
NEUTRAL	0-0	0-0	0-0
		Quadrant 4	TOTALS
		6-2	7- 11
		3-0	3- 0
		3-2	4- 11
		0-0	0- 0
		0-2	1- 11
		0-0	0- 0
		0-2	1- 11
		0-0	0- 0

Q1: (H:1-30)(N:1-50)(A:1-75) 0-3 overall, 0-3 non_conference					Q2: (H:31-75)(N:51-100)(A:76-135) 0-2 overall, 0-2 non_conference					Q3: (H:76-160)(N:101-200)(A:136-240) 1-4 overall, 1-4 non_conference					Q4: (H:161+)(N:201+)(A:241+) 6-2 overall, 0-2 non_conference								
NET	S	Opponent	Score		NET	S	Opponent	Score		NET	S	Opponent	Score		NET	S	Opponent	Score					
(H 1-15)(N 1-25)(A 1-40)					(H 31-55)(N 51-75)(A 76-100)					(H 76-160)(N 101-200)(A 136-240)					(H:161+)(N:201+)(A:241+)								
-----					-----					-----					-----								
(H 16-30)(N 26-50)(A 41-75)					(H 56-75)(N 76-100)(A 101-135)																		
44	A	Baylor	80	91	1112	90	A	Georgia Tech	54	65	1123	161	A	Winthrop	62	76	1229	229	H	Texas Southern	79	73	0112
51	A	UNC Greensboro	66	74	1119							174	A	Seattle U	64	***	1220	251	A	East Carolina	64	76	1121
53	A	Murray St.	67	83	1201							181	A	Louisiana	90	***	1211	272	A	Lamar University	67	74	1117
-----					-----					-----					-----								
Upcoming Games					Upcoming Games					Upcoming Games					Upcoming Games								

Non-Div I Games: Huston-Tillotson 81 65

Average NET Win:	257	WON-LOST	ROAD	STRENGTH
Average NET Loss:	179	RECORD	RECORD	OF SCHEDULE

DIV. I ONLY	9- 9	3- 5	330		
DIV. I NON-CONF.	5- 7	2- 3	297		
	Quadrant 1	Quadrant 2	Quadrant 3	Quadrant 4	TOTALS
OVERALL	0-1	0-1	1-3	8-4	9- 9
HOME	0-0	0-1	0-0	4-1	4- 2
AWAY	0-1	0-0	1-3	2-1	3- 5
NEUTRAL	0-0	0-0	0-0	2-2	2- 2
NON-CONFERENCE	0-1	0-1	1-2	4-3	5- 7
HOME	0-0	0-1	0-0	1-1	1- 2
AWAY	0-1	0-0	1-2	1-0	2- 3
NEUTRAL	0-0	0-0	0-0	2-2	2- 2

Q1: (H:1-30)(N:1-50)(A:1-75) 0-1 overall, 0-1 non_conference			Q2: (H:31-75)(N:51-100)(A:76-135) 0-1 overall, 0-1 non_conference			Q3: (H:76-160)(N:101-200)(A:136-240) 1-3 overall, 1-2 non_conference			Q4: (H:161+)(N:201+)(A:241+) 8-4 overall, 4-3 non_conference		
NET S Opponent Score (H 1-15)(N 1-25)(A 1-40)			NET S Opponent Score (H 31-55)(N 51-75)(A 76-100)			NET S Opponent Score (H 76-160)(N 101-200)(A 136-240)			NET S Opponent Score (H 161+)(N 201+)(A 241+)		
38 A Ohio St. 64 82 1229			31 H Wofford 60 68 1110			161 A Winthrop 63 80 0112			195 H Presbyterian 74 58 0110		
(H 16-30)(N 26-50)(A 41-75)			(H 56-75)(N 76-100)(A 101-135)			187 A Valparaiso 55 53 1204			208 N South Dakota 60 56 1116		
Upcoming Games			Upcoming Games			216 A William & Mary 69 79 1107			213 N Richmond 59 74 1222		
			110 A Radford 0209			233 A The Citadel 87 *** 1127			221 N Air Force 69 62 1119		
						Upcoming Games			225 H Eastern Ky. 69 70 1201		
						110 H Radford 0227			232 N UMBC 59 68 1117		
						190 A Gardner-Webb 0130			251 A East Carolina 55 52 1124		
									260 A Longwood 51 55 0124		
									271 A Charleston So. 51 50 0105		
									295 H Western Caro. 86 59 1215		
									329 H USC Upstate 71 54 0116		
									353 H UNC Asheville 65 61 0126		
									Upcoming Games		
									190 H Gardner-Webb 0223		
									253 H Hampton 0202		
									253 A Hampton 0216		
									256 H Campbell 0207		
									256 A Campbell 0221		
									260 H Longwood 0213		
									353 A UNC Asheville 0302		

Non-Div I Games:	N.C. Wesleyan	90	85	Washington Col	101	60
------------------	---------------	----	----	----------------	-----	----

Average NET Win: 261

Average NET Loss: 127

WON-LOST
RECORD

ROAD
RECORD

STRENGTH
OF SCHEDULE

DIV. I ONLY	8- 11	6- 3	151
DIV. I NON-CONF.	3- 9	2- 3	58
Quadrant 1		Quadrant 2	Quadrant 3
OVERALL	0-3	0-1	1-5
HOME	0-1	0-0	0-2
AWAY	0-1	0-0	1-2
NEUTRAL	0-1	0-1	0-1
NON-CONFERENCE	0-3	0-1	1-4
HOME	0-1	0-0	0-1
AWAY	0-1	0-0	1-2
NEUTRAL	0-1	0-1	0-1
		Quadrant 4	TOTALS
		7-2	8- 11
		2-2	2- 5
		5-0	6- 3
		0-0	0- 3
		2-1	3- 9
		1-1	1- 3
		1-0	2- 3
		0-0	0- 3

Q1: (H:1-30)(N:1-50)(A:1-75) 0-3 overall, 0-3 non_conference					Q2: (H:31-75)(N:51-100)(A:76-135) 0-1 overall, 0-1 non_conference					Q3: (H:76-160)(N:101-200)(A:136-240) 1-5 overall, 1-4 non_conference					Q4: (H:161+)(N:201+)(A:241+) 7-2 overall, 2-1 non_conference												
NET	S	Opponent	Score		NET	S	Opponent	Score		NET	S	Opponent	Score		NET	S	Opponent	Score									
(H 1-15)(N 1-25)(A 1-40)					(H 31-55)(N 51-75)(A 76-100)					(H 76-160)(N 101-200)(A 136-240)					(H:161+)(N:201+)(A:241+)												
21	N	Villanova	56	83	1122	64	N	Memphis	63	71	1123	125	H	Brown	90	97	0108	211	H	Iona	70	88	0113				
35	A	Florida St.	61	93	1119	----- (H 56-75)(N 76-100)(A 101-135)					134	N	UAB	58	68	1125	231	H	Robert Morris	68	62	1205					
----- (H 16-30)(N 26-50)(A 41-75)					----- Upcoming Games					----- Upcoming Games					159	H	Rider	73	82	0111	258	A	Siena	70	66	0105	
20	H	Buffalo	72	87	1229	----- Upcoming Games					----- Upcoming Games					162	A	St. Bonaventure	55	70	1128	261	A	Quinnipiac	65	63	0117
----- Upcoming Games					----- Upcoming Games					----- Upcoming Games					177	A	Bucknell	82	73	1113	277	H	Albany (NY)	66	75	1117	
															193	A	Holy Cross	63	65	1220	281	A	Fairfield	73	68	0119	
															----- Upcoming Games					282	A	Marist	75	72	0103		
																				297	H	Monmouth	80	66	0124		
																				298	A	Elon	92	91	1216		
																				----- Upcoming Games							
																				258	H	Siena			0301		
																				261	H	Quinnipiac			0201		
																				281	H	Fairfield			0215		
																				282	H	Marist			0204		
																				296	A	Niagara			0130		
																				296	H	Niagara			0227		
																				297	A	Monmouth			0222		
																				316	A	Saint Peter's			0210		
																				336	H	Manhattan			0217		

Non-Div I Games:

Average NET Win: 250

WON-LOST RECORD

ROAD RECORD

STRENGTH OF SCHEDULE

Average NET Loss: 133

DIV. I ONLY	7- 14	2- 7	112
DIV. I NON-CONF.	3- 9	0- 5	56
	Quadrant 1	Quadrant 2	Quadrant 3
OVERALL	0-2	0-5	0-4
HOME	0-0	0-2	0-2
AWAY	0-2	0-3	0-1
NEUTRAL	0-0	0-0	0-1
NON-CONFERENCE	0-1	0-4	0-3
HOME	0-0	0-2	0-1
AWAY	0-1	0-2	0-1
NEUTRAL	0-0	0-0	0-1
			Quadrant 4
			7-3
			3-2
			2-1
			2-0
			3-1
			1-0
			0-1
			2-0
			TOTALS
			7- 14
			3- 6
			2- 7
			2- 1
			3- 9
			1- 3
			0- 5
			2- 1

Q1: (H:1-30)(N:1-50)(A:1-75) 0-2 overall, 0-1 non_conference				Q2: (H:31-75)(N:51-100)(A:76-135) 0-5 overall, 0-4 non_conference				Q3: (H:76-160)(N:101-200)(A:136-240) 0-4 overall, 0-3 non_conference				Q4: (H:161+)(N:201+)(A:241+) 7-3 overall, 3-1 non_conference			
NET S Opponent Score				NET S Opponent Score				NET S Opponent Score				NET S Opponent Score			
(H 1-15)(N 1-25)(A 1-40)				(H 31-55)(N 51-75)(A 76-100)				(H 76-160)(N 101-200)(A 136-240)				(H:161+)(N:201+)(A:241+)			
9 A North Carolina 69 97 1205				51 H UNC Greensboro 61 82 1113				112 H Col. of Charleston 66 73 1229				207 H Delaware 69 82 0110			
-----				81 A Furman 50 93 1215				118 H Stanford 59 72 1109				216 H William & Mary 93 88 0124			
(H 16-30)(N 26-50)(A 41-75)				-----				176 A Mercer 73 77 1221				228 H Drexel 97 83 0112			
46 A Hofstra 72 87 0117				(H 56-75)(N 76-100)(A 101-135)				190 N Gardner-Webb 72 81 1124				237 N Arkansas St. 78 64 1123			
-----				66 H Davidson 85 91 1201				-----				243 A James Madison 86 83 0103			
Upcoming Games				115 A Northeastern 71 88 0119				Upcoming Games				251 H East Carolina 95 86 1127			
				130 A Georgia St. 71 86 1219				115 H Northeastern 0214				256 A Campbell 93 97 1106			
				-----				207 A Delaware 0209				278 A Towson 67 61 0105			
				Upcoming Games				216 A William & Mary 0223				298 H Elon 82 89 0126			
				46 H Hofstra 0216				228 A Drexel 0207				299 N Eastern Ill. 82 65 1125			
				112 A Col. of Charleston 0302								-----			
												Upcoming Games			
												243 H James Madison 0202			
												278 H Towson 0131			
												298 A Elon 0221			

Non-Div I Games: Allen 113 74

STRENGTH

OF SCHEDULE

[illegible]

NET	S	Opponent	Score
196	H	UTRGV	69 76 1112
263	H	Central Ark.	87 75 0102
265	H	New Orleans	76 61 0119
272	A	Lamar University	55 61 0105
300	N	UC Davis	54 57 1117
309	H	Nicholls St.	75 73 0123
339	A	Northwestern St.	62 61 0109

Upcoming Games			
167	H	Abilene Christian	0227
186	H	Sam Houston St.	0213
265	A	New Orleans	0216
272	H	Lamar University	0223
276	A	SFA	0220
301	H	Southeastern La.	0206
302	A	Houston Baptist	0202
302	H	Houston Baptist	0309
313	A	McNeese	0306
340	H	Incarinate Word	0209
340	A	Incarinate Word	0302

Page 242

Average NET Win: 210

WON-LOST RECORD

ROAD RECORD

STRENGTH OF SCHEDULE

Average NET Loss: 198

DIV. I ONLY	7- 13	2- 8	268
DIV. I NON-CONF.	5- 6	2- 4	301
Quadrant 1		Quadrant 2	Quadrant 3
OVERALL	0-0	0-3	3-5
HOME	0-0	0-1	2-1
AWAY	0-0	0-2	0-4
NEUTRAL	0-0	0-0	1-0
NON-CONFERENCE	0-0	0-2	2-1
HOME	0-0	0-0	1-0
AWAY	0-0	0-2	0-1
NEUTRAL	0-0	0-0	1-0
		Quadrant 4	TOTALS
		4-5	7- 13
		2-2	4- 4
		2-2	2- 8
		0-1	1- 1
		3-3	5- 6
		1-1	2- 1
		2-1	2- 4
		0-1	1- 1

Q1: (H:1-30)(N:1-50)(A:1-75) 0-0 overall, 0-0 non_conference		Q2: (H:31-75)(N:51-100)(A:76-135) 0-3 overall, 0-2 non_conference		Q3: (H:76-160)(N:101-200)(A:136-240) 3-5 overall, 2-1 non_conference		Q4: (H:161+)(N:201+)(A:241+) 4-5 overall, 3-3 non_conference	
NET S Opponent Score (H 1-15)(N 1-25)(A 1-40)		NET S Opponent Score (H 31-55)(N 51-75)(A 76-100)		NET S Opponent Score		NET S Opponent Score	
-----		-----		-----		-----	
(H 16-30)(N 26-50)(A 41-75)		(H 56-75)(N 76-100)(A 101-135)		110 H Radford 73 66 1204		233 H The Citadel 82 91 1120	
-----		-----		112 H Col. of Charleston 69 58 0105		241 H UNCW 83 86 0103	
Upcoming Games		Upcoming Games		115 H Northeastern 68 78 0126		245 A Fordham 48 75 1220	
46 A Hofstra 0223		102 A Old Dominion 42 67 1201		121 N Northern Ill. 78 74 1124		251 A East Carolina 73 72 1109	
		129 A George Mason 53 66 1207		207 A Delaware 69 76 0117		254 A Charlotte 64 59 1116	
		-----		212 A Oakland 69 77 1123		278 H Towson 74 65 0112	
		Upcoming Games		216 A William & Mary 74 79 1228		298 A Elon 65 68 1230	
		112 A Col. of Charleston 0131		228 A Drexel 68 73 0119		304 N Oral Roberts 69 78 1125	
		115 A Northeastern 0221		Upcoming Games		346 H Coppin St. 81 71 1129	

						Upcoming Games	
						207 H Delaware 0216	
						216 H William & Mary 0302	
						228 H Drexel 0214	
						241 A UNCW 0202	
						278 A Towson 0209	
						298 H Elon 0228	

Non-Div I Games: Bridgewater (VA) 82 59

East Mennonite 86 58

STRENGTH

OF SCHEDULE

[illegible]

NET	S	Opponent	Score
176	H	Mercer	73 70 0117
225	H	Eastern Ky.	78 81 1110
233	H	The Citadel	73 71 0119
254	A	Charlotte	80 69 1106
264	A	South Alabama	54 73 1116
279	N	Jacksonville	66 74 1118
295	A	Western Caro.	73 62 0103
311	N	Southeast Mo. St.	42 63 1117
318	H	VMI	83 65 1209
328	A	UT Martin	72 75 1218
334	H	Tennessee Tech	71 60 1201

Page 244

Average NET Win: 262

WON-LOST RECORD

ROAD RECORD

STRENGTH OF SCHEDULE

Average NET Loss: 180

DIV. I ONLY		8- 11	1- 5	322
DIV. I NON-CONF.		8- 4	1- 2	348
Quadrant 1		Quadrant 2	Quadrant 3	Quadrant 4
OVERALL	0-0	0-2	1-5	7-4
HOME	0-0	0-1	1-3	6-2
AWAY	0-0	0-1	0-2	1-2
NEUTRAL	0-0	0-0	0-0	0-0
NON-CONFERENCE	0-0	0-0	1-1	7-3
HOME	0-0	0-0	1-1	6-1
AWAY	0-0	0-0	0-0	1-2
NEUTRAL	0-0	0-0	0-0	0-0
				TOTALS
				8- 11
				7- 6
				1- 5
				0- 0
				8- 4
				7- 2
				1- 2
				0- 0

Q1: (H:1-30)(N:1-50)(A:1-75) 0-0 overall, 0-0 non_conference			Q2: (H:31-75)(N:51-100)(A:76-135) 0-2 overall, 0-0 non_conference			Q3: (H:76-160)(N:101-200)(A:136-240) 1-5 overall, 1-1 non_conference			Q4: (H:161+)(N:201+)(A:241+) 7-4 overall, 7-3 non_conference		
NET S Opponent Score			NET S Opponent Score			NET S Opponent Score			NET S Opponent Score		
(H 1-15)(N 1-25)(A 1-40)			(H 31-55)(N 51-75)(A 76-100)			(H 76-160)(N 101-200)(A 136-240)			(H:161+)(N:201+)(A:241+)		
-----			-----			-----			-----		
(H 16-30)(N 26-50)(A 41-75)			(H 56-75)(N 76-100)(A 101-135)			(H 76-160)(N 101-200)(A 136-240)			(H:161+)(N:201+)(A:241+)		
-----			-----			-----			-----		
Upcoming Games			Upcoming Games			Upcoming Games			Upcoming Games		
66 A Davidson	0302		129 A George Mason	68 71 0119		158 H Duquesne	0209		201 H FIU	83 77 1116	
			66 H Davidson	0212		206 A Massachusetts	0206		235 H Columbia	70 69 1118	
			117 A Rhode Island	0216		213 A Richmond	0220		243 H James Madison	75 48 1220	
									247 H LIU Brooklyn	57 60 1230	
									252 H La Salle	71 73 0123	
									285 H Youngstown St.	67 61 1117	
									302 A Houston Baptist	72 75 1110	
									330 H Howard	74 67 1216	
									335 A Maine	68 75 1204	
									336 A Manhattan	57 56 1201	
									344 H Alabama A&M	77 46 1125	

									Upcoming Games		
									162 H St. Bonaventure	0223	
									172 H Saint Joseph's	0227	
									252 A La Salle	0309	
									259 A George Washington	0130	
									259 H George Washington	0306	

Non-Div I Games: CCNY

106 58

Average NET Win: 259

WON-LOST RECORD

ROAD RECORD

STRENGTH OF SCHEDULE

Average NET Loss: 172

DIV. I ONLY	5- 14	1- 9	218
DIV. I NON-CONF.	3- 8	1- 5	236
Quadrant 1		Quadrant 2	Quadrant 3
OVERALL	0-2	0-3	0-3
HOME	0-0	0-0	0-0
AWAY	0-2	0-3	0-3
NEUTRAL	0-0	0-0	0-0
NON-CONFERENCE	0-2	0-2	0-0
HOME	0-0	0-0	0-0
AWAY	0-2	0-2	0-0
NEUTRAL	0-0	0-0	0-0
		Quadrant 4	TOTALS
		5-6	5- 14
		4-5	4- 5
		1-1	1- 9
		0-0	0- 0
		3-4	3- 8
		2-3	2- 3
		1-1	1- 5
		0-0	0- 0

Q1: (H:1-30)(N:1-50)(A:1-75) 0-2 overall, 0-2 non_conference				Q2: (H:31-75)(N:51-100)(A:76-135) 0-3 overall, 0-2 non_conference				Q3: (H:76-160)(N:101-200)(A:136-240) 0-3 overall, 0-0 non_conference				Q4: (H:161+)(N:201+)(A:241+) 5-6 overall, 3-4 non_conference			
NET S Opponent Score				NET S Opponent Score				NET S Opponent Score				NET S Opponent Score			
(H 1-15)(N 1-25)(A 1-40)				(H 31-55)(N 51-75)(A 76-100)				(H 76-160)(N 101-200)(A 136-240)				(H:161+)(N:201+)(A:241+)			
17 A Nevada 59 87 1116				94 A Texas St. 62 80 0117				151 A La.-Monroe 84 97 0103				166 H Coastal Caro. 71 72 0124			
(H 16-30)(N 26-50)(A 41-75)				(H 56-75)(N 76-100)(A 101-135)				181 A Louisiana 61 75 0105				186 H Sam Houston St. 79 52 1201			
64 A Memphis 89 99 1219				104 A Tulsa 78 88 1119				191 A UT Arlington 73 82 0119				197 H Troy 73 59 0110			
Upcoming Games				109 A Georgetown 94 102 1222				Upcoming Games				219 H Bradley 62 68 1204			
				Upcoming Games				94 H Texas St. 0216				262 H Appalachian St. 73 77 0126			
				130 A Georgia St. 0302				151 H La.-Monroe 0309				263 A Central Ark. 65 78 1128			
				133 A Ga. Southern 0228				197 A Troy 0207				263 H Central Ark. 82 85 1208			
								237 A Arkansas St. 0223				264 H South Alabama 91 62 0112			
												317 A Tennessee St. 83 67 1113			
												321 H Ark.-Pine Bluff 66 75 1124			
												330 H Howard 97 76 1123			
												Upcoming Games			
												181 H Louisiana 0307			
												191 H UT Arlington 0214			
												237 H Arkansas St. 0202			
												264 A South Alabama 0209			

Non-Div I Games: Miles	67	47	Southeastern Okla	101	92
------------------------	----	----	-------------------	-----	----

Average NET Win: 255

WON-LOST RECORD

ROAD RECORD

STRENGTH OF SCHEDULE

Average NET Loss: 232

DIV. I ONLY	9- 10	5- 5	311
DIV. I NON-CONF.	5- 6	3- 3	241
Quadrant 1		Quadrant 2	Quadrant 3
OVERALL	0-1	0-0	1-3
HOME	0-0	0-0	1-1
AWAY	0-1	0-0	0-2
NEUTRAL	0-0	0-0	0-0
NON-CONFERENCE	0-1	0-0	1-2
HOME	0-0	0-0	1-1
AWAY	0-1	0-0	0-1
NEUTRAL	0-0	0-0	0-0
		Quadrant 4	TOTALS
		8-6	9- 10
		2-3	3- 4
		5-2	5- 5
		1-1	1- 1
		4-3	5- 6
		0-1	1- 2
		3-1	3- 3
		1-1	1- 1

Q1: (H:1-30)(N:1-50)(A:1-75) 0-1 overall, 0-1 non_conference			Q2: (H:31-75)(N:51-100)(A:76-135) 0-0 overall, 0-0 non_conference			Q3: (H:76-160)(N:101-200)(A:136-240) 1-3 overall, 1-2 non_conference			Q4: (H:161+)(N:201+)(A:241+) 8-6 overall, 4-3 non_conference		
NET S Opponent Score			NET S Opponent Score			NET S Opponent Score			NET S Opponent Score		
(H 1-15)(N 1-25)(A 1-40)			(H 31-55)(N 51-75)(A 76-100)			(H 76-160)(N 101-200)(A 136-240)			(H 161-200)(N 201-240)(A 241-280)		
-----			-----			-----			-----		
(H 16-30)(N 26-50)(A 41-75)			(H 56-75)(N 76-100)(A 101-135)			(H 161-200)(N 201-240)(A 241-280)			(H 241-280)(N 281-320)(A 321-360)		
47 A San Francisco 52 84 1118			-----			Upcoming Games			277 N Albany (NY) 80 77 1129		
-----			Upcoming Games			199 A Fairleigh Dickinson 0131			281 A Fairfield 89 87 1113		
Upcoming Games						223 A St. Francis Brooklyn 0214			282 N Marist 53 70 1130		
						231 A Robert Morris 0221			286 A Milwaukee 87 92 1120		
									289 H Saint Francis (PA) 67 74 0110		
									294 A Central Conn. St. 84 71 0126		
									316 A Saint Peter's 74 58 1208		
									325 A Mt. St. Mary's 72 74 0124		
									326 A Bryant 79 70 0105		
									333 H Binghamton 67 68 1221		

									Upcoming Games		
									227 H Sacred Heart 0216		
									266 A Wagner 0202		
									266 H Wagner 0209		
									289 A Saint Francis (PA) 0223		
									294 H Central Conn. St. 0228		
									325 H Mt. St. Mary's 0207		
									326 H Bryant 0302		

Non-Div I Games: New Rochelle 109 76

Average NET Win: 319

WON-LOST

ROAD

STRENGTH

Average NET Loss: 146

RECORD

RECORD

OF SCHEDULE

DIV. I ONLY		9- 10	4- 6	293	
DIV. I NON-CONF.		2- 10	1- 6	26	
<hr/>					
	Quadrant 1	Quadrant 2	Quadrant 3	Quadrant 4	TOTALS
OVERALL	0-1	0-3	0-4	9-2	9- 10
HOME	0-0	0-0	0-1	5-0	5- 1
AWAY	0-1	0-2	0-2	4-1	4- 6
NEUTRAL	0-0	0-1	0-1	0-1	0- 3
NON-CONFERENCE	0-1	0-3	0-4	2-2	2- 10
HOME	0-0	0-0	0-1	1-0	1- 1
AWAY	0-1	0-2	0-2	1-1	1- 6
NEUTRAL	0-0	0-1	0-1	0-1	0- 3

Q1: (H:1-30)(N:1-50)(A:1-75) 0-1 overall, 0-1 non_conference	Q2: (H:31-75)(N:51-100)(A:76-135) 0-3 overall, 0-3 non_conference	Q3: (H:76-160)(N:101-200)(A:136-240) 0-4 overall, 0-4 non_conference	Q4: (H:161+)(N:201+)(A:241+) 9-2 overall, 2-2 non_conference
NET S Opponent Score (H 1-15)(N 1-25)(A 1-40)	NET S Opponent Score (H 31-55)(N 51-75)(A 76-100)	NET S Opponent Score (H 76-160)(N 101-200)(A 136-240)	NET S Opponent Score (H 161+)(N 201+)(A 241+)
5 A Michigan 44 63 1106	71 N ETSU 61 89 1222	138 A Kent St. 67 78 1201	249 A UTEP 75 62 1221
		144 N Stony Brook 65 72 1117	253 H Hampton 94 89 1129
		144 H Stony Brook 73 79 1127	258 N Siena 58 61 1116
		159 A Rider 71 81 1212	296 A Niagara 75 83 1229
			319 H Bethune-Cookman 75 68 0114
			322 H Florida A&M 72 62 0107
			337 A South Carolina St. 74 69 0121
			341 A Savannah St. 82 76 0119
			346 A Coppin St. 80 66 0112
			351 H Delaware St. 77 63 0105
			352 H UMES 88 60 0126

Non-Div I Games: Regent	97	57	Mid-Atlantic Chris	108	50	Clarion	74	46
-------------------------	----	----	--------------------	-----	----	---------	----	----

STRENGTH

WON LOS RECORD

ROAD RECORD

STRENGTH OF SCHEDULE

DIV. I ONLY		5- 12	0- 7	177	
DIV. I NON-CONF.		3- 6	0- 4	152	
	Quadrant 1	Quadrant 2	Quadrant 3	Quadrant 4	TOTALS
OVERALL	0-3	0-2	0-5	5-2	5- 12
HOME	0-0	0-1	0-3	5-1	5- 5
AWAY	0-3	0-1	0-2	0-1	0- 7
NEUTRAL	0-0	0-0	0-0	0-0	0- 0
NON-CONFERENCE	0-3	0-1	0-1	3-1	3- 6
HOME	0-0	0-1	0-0	3-1	3- 2
AWAY	0-3	0-0	0-1	0-0	0- 4
NEUTRAL	0-0	0-0	0-0	0-0	0- 0

[illegible]

Non-Div I Games:	Tex	Permian Basin	90	63		Eastern NM	66	59
------------------	-----	---------------	----	----	--	------------	----	----

Average NET Win: 267

WON-LOST
RECORD

ROAD
RECORD

STRENGTH
OF SCHEDULE

Average NET Loss: 130

DIV. I ONLY		5- 14		3- 7		150	
DIV. I NON-CONF.		3- 10		2- 4		51	
Quadrant 1		Quadrant 2		Quadrant 3		Quadrant 4	
OVERALL	0-4		0-2		2-5		3-3
HOME	0-0		0-1		1-1		1-1
AWAY	0-3		0-0		1-3		2-1
NEUTRAL	0-1		0-1		0-1		0-1
NON-CONFERENCE	0-3		0-1		2-4		1-2
HOME	0-0		0-0		1-1		0-1
AWAY	0-2		0-0		1-2		1-0
NEUTRAL	0-1		0-1		0-1		0-1
						TOTALS	
						5- 14	
						2- 3	
						3- 7	
						0- 4	
						3- 10	
						1- 2	
						2- 4	
						0- 4	

Q1: (H:1-30)(N:1-50)(A:1-75) 0-4 overall, 0-3 non_conference						Q2: (H:31-75)(N:51-100)(A:76-135) 0-2 overall, 0-1 non_conference						Q3: (H:76-160)(N:101-200)(A:136-240) 2-5 overall, 2-4 non_conference						Q4: (H:161+)(N:201+)(A:241+) 3-3 overall, 1-2 non_conference					
NET	S	Opponent	Score			NET	S	Opponent	Score			NET	S	Opponent	Score			NET	S	Opponent	Score		
(H 1-15)(N 1-25)(A 1-40)						(H 31-55)(N 51-75)(A 76-100)						(H 76-160)(N 101-200)(A 136-240)						(H:161+)(N:201+)(A:241+)					
3	A	Michigan St.	82	106	1111	48	H	Liberty	63	81	0105	105	H	South Dakota St.	84	78	1116	201	H	FIU	80	81	1128
36	A	Ole Miss	57	87	1229	63	N	Toledo	62	90	1119	150	N	UTSA	65	76	1121	204	N	Colorado St.	74	82	1120
-----						-----						-----						-----					
(H 16-30)(N 26-50)(A 41-75)						(H 56-75)(N 76-100)(A 101-135)						(H 76-160)(N 101-200)(A 136-240)						(H:161+)(N:201+)(A:241+)					
37	N	Florida	56	77	1222	-----						-----						-----					
41	A	Lipscomb	81	89	0124	Upcoming Games						Upcoming Games						Upcoming Games					
-----						-----						-----						-----					
48	A	Liberty	0209			41	H	Lipscomb	0220			160	A	NJIT	0130			202	H	North Florida	0127		

Non-Div I Games: Keiser 87 85 Southeastern (FL) 81 54

Average NET Win: 244 WON-LOST ROAD STRENGTH
Average NET Loss: 130 RECORD RECORD OF SCHEDULE

DIV. I ONLY	8- 11	0- 7	195
DIV. I NON-CONF.	7- 5	0- 3	351

	Quadrant 1	Quadrant 2	Quadrant 3
OVERALL	1-3	0-3	0-1
HOME	1-0	0-1	0-1
AWAY	0-3	0-2	0-0
NEUTRAL	0-0	0-0	0-0
NON-CONFERENCE	0-0	0-1	0-0
HOME	0-0	0-0	0-0
AWAY	0-0	0-1	0-0
NEUTRAL	0-0	0-0	0-0
			Quadrant 4
			7-4
			8- 4
			0- 7
			0- 0
			7- 5
			7- 2
			0- 3
			0- 0

Q1: (H:1-30)(N:1-50)(A:1-75) 1-3 overall, 0-0 non_conference				Q2: (H:31-75)(N:51-100)(A:76-135) 0-3 overall, 0-1 non_conference				Q3: (H:76-160)(N:101-200)(A:136-240) 0-1 overall, 0-0 non_conference				Q4: (H:161+)(N:201+)(A:241+) 7-4 overall, 7-4 non_conference			
NET S Opponent Score	(H 1-15)(N 1-25)(A 1-40)			NET S Opponent Score	(H 31-55)(N 51-75)(A 76-100)			NET S Opponent Score	(H 76-160)(N 101-200)(A 136-240)			NET S Opponent Score	(H:161+)(N:201+)(A:241+)		
8 A Houston	50	94	0123	90 A Georgia Tech	54	79	1116	82 H South Fla.	57	77	0126	196 H UTRGV	69	64	1119
34 A UCF	65	76	0113					Upcoming Games				238 H Prairie View	76	64	1121
(H 16-30)(N 26-50)(A 41-75)				(H 56-75)(N 76-100)(A 101-135)				78 H UConn		0310		239 H High Point	52	55	1124
26 H Cincinnati	73	71	0105	56 H Temple	74	85	0116	104 H Tulsa		0217		241 A UNCW	86	95	1127
64 A Memphis	72	78	0110	123 A SMU	54	82	0102	135 H Wichita St.		0206		243 H James Madison	72	73	1109
Upcoming Games				Upcoming Games								254 A Charlotte	49	55	1218
8 H Houston			0227	64 H Memphis			0213					257 H N.C. A&T	77	57	1228
				78 A UConn			0203					262 H Appalachian St.	83	81	1130
				82 A South Fla.			0210					272 H Lamar University	84	78	1111
				104 A Tulsa			0303					351 H Delaware St.	81	56	1106
				135 A Wichita St.			0305					352 H UMES	70	47	1202
												Upcoming Games			
												303 H Tulane			0131
												303 A Tulane			0223

Non-Div I Games:

STRENGTH

RECORD

RECORD

OF SCHEDULE

DIV. I ONLY		4- 14	2- 3	152	
DIV. I NON-CONF.		2- 10	0- 2	176	
<hr/>					
	Quadrant 1	Quadrant 2	Quadrant 3	Quadrant 4	TOTALS
OVERALL	0-4	0-2	1-4	3-4	4- 14
HOME	0-1	0-0	0-3	0-4	0- 8
AWAY	0-3	0-0	1-0	1-0	2- 3
NEUTRAL	0-0	0-2	0-1	2-0	2- 3
NON-CONFERENCE	0-3	0-2	0-2	2-3	2- 10
HOME	0-1	0-0	0-1	0-3	0- 5
AWAY	0-2	0-0	0-0	0-0	0- 2
NEUTRAL	0-0	0-2	0-1	2-0	2- 3

Q1: (H:1-30)(N:1-50)(A:1-75) 0-4 overall, 0-3 non_conference					Q2: (H:31-75)(N:51-100)(A:76-135) 0-2 overall, 0-2 non_conference					Q3: (H:76-160)(N:101-200)(A:136-240) 1-4 overall, 0-2 non_conference					Q4: (H:161+)(N:201+)(A:241+) 3-4 overall, 2-3 non_conference									
NET	S	Opponent (H 1-15)(N 1-25)(A 1-40)	Score		NET	S	Opponent (H 31-55)(N 51-75)(A 76-100)	Score		NET	S	Opponent	Score		NET	S	Opponent	Score						
37	A	Florida	69	82	1114	52	N	Northwestern	74	91	1123	83	H	Penn	65	83	1208	177	H	Bucknell	79	92	1204	
-----					-----					-----					-----									
(H 16-30)(N 26-50)(A 41-75)					(H 56-75)(N 76-100)(A 101-135)																			
21	H	Villanova	78	85	1201	87	N	Grand Canyon	70	82	1125	Upcoming Games			287	H	Lafayette	76	77	1110				
55	A	VCU	63	69	0109	-----					158	H	Duquesne		0213	-----								
56	A	Temple	67	75	1106	66	H	Davidson			0227	162	A	St. Bonaventure		0220	Upcoming Games							
-----					84	A	Saint Louis			0216	172	A	Saint Joseph's		0302	172	H	Saint Joseph's			0205			
Upcoming Games					96	A	Dayton			0306	213	A	Richmond		0202	206	H	Massachusetts			0130			
					129	A	George Mason			0210	Upcoming Games					213	H	Richmond			0223			
															245					H	Fordham			0309

Lasalle

Lasalle

Non-Div I Games:

Average NET Win: 292

WON-LOST RECORD

ROAD RECORD

STRENGTH OF SCHEDULE

Average NET Loss: 206

DIV. I ONLY		6- 10	1- 7	347
DIV. I NON-CONF.		2- 8	1- 5	332
Quadrant 1		Quadrant 2	Quadrant 3	Quadrant 4
OVERALL	0-1	0-0	1-4	5-5
HOME	0-0	0-0	0-0	4-1
AWAY	0-1	0-0	1-3	0-3
NEUTRAL	0-0	0-0	0-1	1-1
NON-CONFERENCE	0-1	0-0	1-2	1-5
HOME	0-0	0-0	0-0	0-1
AWAY	0-1	0-0	1-1	0-3
NEUTRAL	0-0	0-0	0-1	1-1
				TOTALS
				6- 10
				4- 1
				1- 7
				1- 2
				2- 8
				0- 1
				1- 5
				1- 2

Q1: (H:1-30)(N:1-50)(A:1-75) 0-1 overall, 0-1 non_conference			Q2: (H:31-75)(N:51-100)(A:76-135) 0-0 overall, 0-0 non_conference			Q3: (H:76-160)(N:101-200)(A:136-240) 1-4 overall, 1-2 non_conference			Q4: (H:161+)(N:201+)(A:241+) 5-5 overall, 1-5 non_conference		
NET S Opponent Score			NET S Opponent Score			NET S Opponent Score			NET S Opponent Score		
(H 1-15)(N 1-25)(A 1-40)			(H 31-55)(N 51-75)(A 76-100)			(H 76-160)(N 101-200)(A 136-240)			(H:161+)(N:201+)(A:241+)		
-----			-----			-----			-----		
(H 16-30)(N 26-50)(A 41-75)			(H 56-75)(N 76-100)(A 101-135)			(H 76-160)(N 101-200)(A 136-240)			(H:161+)(N:201+)(A:241+)		
55 A VCU 57 69 1109						131 N Bowling Green 79 81 1119			216 H William & Mary 71 76 1208		
-----			-----			166 A Coastal Caro. 66 75 1205			248 A Norfolk St. 89 94 1129		
Upcoming Games			Upcoming Games			190 A Gardner-Webb 74 87 0119			256 H Campbell 64 58 0126		
			110 A Radford 0223			195 A Presbyterian 70 85 0116			267 A California 66 80 1113		
						213 A Richmond 86 66 1125			271 H Charleston So. 94 82 0110		
						Upcoming Games			275 N Loyola Maryland 66 75 1120		
						110 H Radford 0207			316 A Saint Peter's 80 83 1229		
						161 A Winthrop 0209			329 H USC Upstate 88 70 0124		
						239 A High Point 0202			330 N Howard 89 82 1222		
									353 H UNC Asheville 83 61 0112		
									Upcoming Games		
									161 H Winthrop 0228		
									239 H High Point 0216		
									256 A Campbell 0213		
									260 A Longwood 0130		
									329 A USC Upstate 0302		

Non-Div I Games: Saint Leo	72 60	Mid-Atlantic Chris	110 58	Regent	114 55
----------------------------	-------	--------------------	--------	--------	--------

Average NET Win: 173 WON-LOST RECORD ROAD RECORD STRENGTH OF SCHEDULE
Average NET Loss: 146

DIV. I ONLY	5- 15	1- 6	117
DIV. I NON-CONF.	3- 8	0- 3	122

Quadrant 1	Quadrant 2	Quadrant 3	Quadrant 4
OVERALL 0-2	1-1	2-9	2-3
HOME 0-0	1-0	1-4	2-2
AWAY 0-1	0-1	1-3	0-1
NEUTRAL 0-1	0-0	0-2	0-0
NON-CONFERENCE 0-2	1-1	0-3	2-2
HOME 0-0	1-0	0-0	2-2
AWAY 0-1	0-1	0-1	0-0
NEUTRAL 0-1	0-0	0-2	0-0
			TOTALS
			5- 15
			4- 6
			1- 6
			0- 3
			3- 8
			3- 2
			0- 3
			0- 3

Q1: (H:1-30)(N:1-50)(A:1-75) 0-2 overall, 0-2 non_conference	Q2: (H:31-75)(N:51-100)(A:76-135) 1-1 overall, 1-1 non_conference	Q3: (H:76-160)(N:101-200)(A:136-240) 2-9 overall, 0-3 non_conference	Q4: (H:161+)(N:201+)(A:241+) 2-3 overall, 2-2 non_conference
NET S Opponent Score (H 1-15)(N 1-25)(A 1-40) ----- (H 16-30)(N 26-50)(A 41-75) 28 N TCU 57 82 1223 66 A Davidson 56 76 1127 ----- Upcoming Games	NET S Opponent Score (H 31-55)(N 51-75)(A 76-100) ----- (H 56-75)(N 76-100)(A 101-135) 70 H Oklahoma St. 66 64 1110 112 A Col. of Charleston 64 72 1201 ----- Upcoming Games 102 A Old Dominion 0216 134 A UAB 0209	NET S Opponent Score 102 H Old Dominion 70 76 0121 106 N Colorado 53 68 1225 107 H Louisiana Tech 55 40 0119 117 N Rhode Island 61 75 1223 124 H Southern Miss. 60 63 0117 128 H Western Ky. 50 68 0103 140 H Marshall 84 85 0105 150 A UTSA 43 88 0124 175 A Fla. Atlantic 65 60 0112 185 A Wake Forest 56 80 1206 201 A FIU 66 69 0110 ----- Upcoming Games 97 H North Texas 0202	NET S Opponent Score 243 H James Madison 59 64 1116 244 H Chattanooga 69 80 1106 249 A UTEP 53 57 0126 251 H East Carolina 55 49 1218 260 H Longwood 42 39 1119 ----- Upcoming Games 205 H Rice 0131 306 A Middle Tenn. 0207

C
h
a
r
l
o
t
t
e

C
h
a
r
l
o
t
t
e

Non-Div I Games:

Average NET Win: 283

WON-LOST RECORD

ROAD RECORD

STRENGTH OF SCHEDULE

Average NET Loss: 107

DIV. I ONLY	6- 13	1- 9	113
DIV. I NON-CONF.	2- 9	0- 6	59
Quadrant 1		Quadrant 2	Quadrant 3
OVERALL	0-3	0-3	0-6
HOME	0-0	0-1	0-2
AWAY	0-3	0-2	0-4
NEUTRAL	0-0	0-0	0-0
NON-CONFERENCE	0-1	0-3	0-4
HOME	0-0	0-1	0-1
AWAY	0-1	0-2	0-3
NEUTRAL	0-0	0-0	0-0
		Quadrant 4	TOTALS
		6-1	6- 13
		4-0	4- 3
		1-0	1- 9
		1-1	1- 1
		2-1	2- 9
		1-0	1- 2
		0-0	0- 6
		1-1	1- 1

Q1: (H:1-30)(N:1-50)(A:1-75) 0-3 overall, 0-1 non_conference				Q2: (H:31-75)(N:51-100)(A:76-135) 0-3 overall, 0-3 non_conference				Q3: (H:76-160)(N:101-200)(A:136-240) 0-6 overall, 0-4 non_conference				Q4: (H:161+)(N:201+)(A:241+) 6-1 overall, 2-1 non_conference			
NET S Opponent Score				NET S Opponent Score				NET S Opponent Score				NET S Opponent Score			
(H 1-15)(N 1-25)(A 1-40)				(H 31-55)(N 51-75)(A 76-100)				(H 76-160)(N 101-200)(A 136-240)				(H:161+)(N:201+)(A:241+)			
-----				-----				-----				-----			
(H 16-30)(N 26-50)(A 41-75)				(H 56-75)(N 76-100)(A 101-135)				-----				-----			
49 A Syracuse 70 84 1110				41 H Lipscomb 55 87 1125				92 H Northern Ky. 71 93 1127				189 H IUPUI 74 70 1221			
53 A Murray St. 69 90 0103				78 A UConn 70 80 1108				136 H Jacksonville St. 71 77 0126				217 N UMKC 99 89 1116			
73 A Belmont 60 77 0110				79 A Missouri 61 75 1229				139 A Austin Peay 67 81 0105				220 N Green Bay 70 87 1117			
-----				-----				140 A Marshall 64 76 1210				311 H Southeast Mo. St. 73 69 0117			
Upcoming Games				Upcoming Games				142 A Samford 72 77 1213				317 A Tennessee St. 74 61 0112			
				53 H Murray St. 0228				146 A Wright St. 67 78 1218				328 H UT Martin 85 77 0119			
				73 H Belmont 0209				-----				334 H Tennessee Tech 67 61 0124			
								Upcoming Games				-----			
								136 A Jacksonville St. 0221				Upcoming Games			
								139 H Austin Peay 0216				225 H Eastern Ky. 0214			
								225 A Eastern Ky. 0302				299 A Eastern Ill. 0202			
												317 H Tennessee St. 0207			
												327 A SIUE 0131			
												334 A Tennessee Tech 0223			

Non-Div I Games: Kv Christian 102 82

Ohio-Chillicothe 103 50

Average NET Win:	253	WON-LOST RECORD	ROAD RECORD	STRENGTH OF SCHEDULE
Average NET Loss:	166			

DIV. I ONLY	8- 9	2- 5	259	
DIV. I NON-CONF.	4- 7	0- 4	189	
<hr/>				
	Quadrant 1	Quadrant 2	Quadrant 3	Quadrant 4
OVERALL	0-0	0-2	1-3	7-4
HOME	0-0	0-0	0-0	3-3
AWAY	0-0	0-2	0-2	2-1
NEUTRAL	0-0	0-0	1-1	2-0
NON-CONFERENCE	0-0	0-2	1-3	3-2
HOME	0-0	0-0	0-0	1-2
AWAY	0-0	0-2	0-2	0-0
NEUTRAL	0-0	0-0	1-1	2-0
				TOTALS
				8- 9
				3- 3
				2- 5
				3- 1
				4- 7
				1- 2
				0- 4
				3- 1

Q1: (H:1-30)(N:1-50)(A:1-75) 0-0 overall, 0-0 non_conference	Q2: (H:31-75)(N:51-100)(A:76-135) 0-2 overall, 0-2 non_conference	Q3: (H:76-160)(N:101-200)(A:136-240) 1-3 overall, 1-3 non_conference	Q4: (H:161+)(N:201+)(A:241+) 7-4 overall, 3-2 non_conference
NET S Opponent Score (H 1-15)(N 1-25)(A 1-40) ----- (H 16-30)(N 26-50)(A 41-75) ----- Upcoming Games	NET S Opponent Score (H 31-55)(N 51-75)(A 76-100) ----- (H 56-75)(N 76-100)(A 101-135) 103 A Miami (FL) 62 73 1229 109 A Georgetown 85 93 1124 ----- Upcoming Games 110 A Radford 0130	NET S Opponent Score 139 N Austin Peay 78 72 1118 139 N Austin Peay 75 88 1221 165 A Ohio 73 81 1112 167 A Abilene Christian 68 83 1204 ----- Upcoming Games 110 H Radford 0302 195 A Presbyterian 0216 239 A High Point 0207	NET S Opponent Score 161 H Winthrop 86 90 0110 166 H Coastal Caro. 75 85 1109 190 H Gardner-Webb 72 61 0105 195 H Presbyterian 77 73 0124 233 H The Citadel 76 82 1218 241 H UNCW 97 93 1106 253 A Hampton 58 64 0126 271 A Charleston So. 73 72 0119 310 N Alabama St. 70 69 1222 322 N Florida A&M 66 59 1116 353 A UNC Asheville 70 53 0116 ----- Upcoming Games 239 H High Point 0221 253 H Hampton 0213 329 H USC Upstate 0209 329 A USC Upstate 0227

C
a
m
p
b
e
l
l

C
a
m
p
b
e
l
l

Non-Div I Games:	Trinity Rantist	79 29	Allen	95 48	Central Penn	100 53
------------------	-----------------	-------	-------	-------	--------------	--------

Average NET Win: 330

WON-LOST
RECORD

ROAD
RECORD

STRENGTH
OF SCHEDULE

Average NET Loss: 106

DIV. I ONLY		9- 9	6- 7	314	
DIV. I NON-CONF.		3- 9	2- 7	98	

	Quadrant 1	Quadrant 2	Quadrant 3	Quadrant 4	TOTALS
OVERALL	0-4	0-1	0-2	9-2	9- 9
HOME	0-0	0-1	0-0	3-1	3- 2
AWAY	0-4	0-0	0-2	6-1	6- 7
NEUTRAL	0-0	0-0	0-0	0-0	0- 0
NON-CONFERENCE	0-4	0-1	0-2	3-2	3- 9
HOME	0-0	0-1	0-0	1-1	1- 2
AWAY	0-4	0-0	0-2	2-1	2- 7
NEUTRAL	0-0	0-0	0-0	0-0	0- 0

N
.
C
.
A
&
T

Q1: (H:1-30)(N:1-50)(A:1-75) 0-4 overall, 0-4 non_conference					Q2: (H:31-75)(N:51-100)(A:76-135) 0-1 overall, 0-1 non_conference					Q3: (H:76-160)(N:101-200)(A:136-240) 0-2 overall, 0-2 non_conference					Q4: (H:161+)(N:201+)(A:241+) 9-2 overall, 3-2 non_conference														
NET	S	Opponent	Score		NET	S	Opponent	Score		NET	S	Opponent	Score		NET	S	Opponent	Score											
(H 1-15)(N 1-25)(A 1-40)					(H 31-55)(N 51-75)(A 76-100)					(H 76-160)(N 101-200)(A 136-240)					(H 161+)(N 201+)(A 241+)														
10	A	Virginia Tech	60	82	1219	51	H	UNC Greensboro	66	74	1106	140	A	Marshall	71	95	1119	195	H	Presbyterian	70	75	1201						
22	A	Maryland	59	82	1112	-----					185	A	Wake Forest	78	90	1110	251	A	East Carolina	57	77	1228							
-----					(H 56-75)(N 76-100)(A 101-135)					-----					Upcoming Games					294	H	Central Conn. St.	72	60	1129				
(H 16-30)(N 26-50)(A 41-75)					-----					Upcoming Games					-----					317	A	Tennessee St.	78	76	1215				
46	A	Hofstra	72	92	1114	-----					Upcoming Games					-----					323	H	Morgan St.	57	53	0119			
58	A	Minnesota	67	86	1221	-----					Upcoming Games					-----					324	A	N.C. Central	51	48	0126			
-----					Upcoming Games					-----					-----					325	A	Mt. St. Mary's	74	60	1121				
Upcoming Games					-----					-----					-----					337	A	South Carolina St.	80	77	0105				
-----					-----					-----					-----					346	H	Coppin St.	80	71	0121				
-----					-----					-----					-----					351	A	Delaware St.	93	70	0112				
-----					-----					-----					-----					352	A	UMES	67	58	0114				
-----					-----					-----					-----					-----					Upcoming Games				
-----					-----					-----					-----					-----					248	A	Norfolk St.	0218	
-----					-----					-----					-----					-----					319	A	Bethune-Cookman	0204	
-----					-----					-----					-----					-----					322	A	Florida A&M	0202	
-----					-----					-----					-----					-----					322	A	Florida A&M	0302	
-----					-----					-----					-----					-----					324	H	N.C. Central	0307	
-----					-----					-----					-----					-----					330	A	Howard	0216	
-----					-----					-----					-----					-----					337	H	South Carolina St.	0223	
-----					-----					-----					-----					-----					341	H	Savannah St.	0225	
-----					-----					-----					-----					-----					351	H	Delaware St.	0209	
-----					-----					-----					-----					-----					352	H	UMES	0211	

N
.
C
.
A
&
T

Non-Div I Games: Greensboro 92 67

Mid-Atlantic Chris 104 56

Average NET Win: 269

WON-LOST
RECORD

ROAD
RECORD

STRENGTH
OF SCHEDULE

Average NET Loss: 175

DIV. I ONLY	9- 11	4- 5	255
DIV. I NON-CONF.	5- 8	2- 4	132
Quadrant 1		Quadrant 2	Quadrant 3
OVERALL	0-2	0-0	2-6
HOME	0-0	0-0	1-3
AWAY	0-2	0-0	1-2
NEUTRAL	0-0	0-0	0-1
NON-CONFERENCE	0-2	0-0	2-6
HOME	0-0	0-0	1-3
AWAY	0-2	0-0	1-2
NEUTRAL	0-0	0-0	0-1
		Quadrant 4	TOTALS
		7-3	9- 11
		3-2	4- 5
		3-1	4- 5
		1-0	1- 1
		3-0	5- 8
		1-0	2- 3
		1-0	2- 4
		1-0	1- 1

Q1: (H:1-30)(N:1-50)(A:1-75) 0-2 overall, 0-2 non_conference				Q2: (H:31-75)(N:51-100)(A:76-135) 0-0 overall, 0-0 non_conference				Q3: (H:76-160)(N:101-200)(A:136-240) 2-6 overall, 2-6 non_conference				Q4: (H:161+)(N:201+)(A:241+) 7-3 overall, 3-0 non_conference			
NET	S	Opponent	Score	NET	S	Opponent	Score	NET	S	Opponent	Score	NET	S	Opponent	Score
(H 1-15)(N 1-25)(A 1-40)				(H 31-55)(N 51-75)(A 76-100)				(H 76-160)(N 101-200)(A 136-240)				(H:161+)(N:201+)(A:241+)			
-----				-----				-----				-----			
(H 16-30)(N 26-50)(A 41-75)				(H 56-75)(N 76-100)(A 101-135)											
46	A	Hofstra	86 94 1128	-----				112	H	Col. of Charleston	58 83 1218	240	H	Canisius	66 70 0105
72	A	Providence	67 77 1106	-----				143	H	Lehigh	69 80 1121	248	N	Norfolk St.	61 58 1116
-----				-----				152	H	Harvard	67 64 1201	259	A	George Washington	69 61 1108
Upcoming Games				Upcoming Games				154	H	Colgate	79 84 1124	281	A	Fairfield	57 48 0124
								162	A	St. Bonaventure	40 82 1205	282	A	Marist	71 66 0111
								193	N	Holy Cross	45 57 1118	296	H	Niagara	66 57 0117
								193	A	Holy Cross	57 60 1222	297	H	Monmouth	60 63 0114
								231	A	Robert Morris	74 71 1208	316	A	Saint Peter's	60 65 0103
								-----				336	H	Manhattan	53 40 0126
								Upcoming Games				338	H	Cal Poly	75 54 1229

								159	A	Rider	0210	Upcoming Games			
								211	A	Iona	0202	211	H	Iona	0213
								240	A	Canisius	0301	261	H	Quinnipiac	0217
												281	H	Fairfield	0204
												282	H	Marist	0224
												296	A	Niagara	0303
												297	A	Monmouth	0131
												316	H	Saint Peter's	0219
												336	A	Manhattan	0208

Non-Div I Games:

Average NET Win: 259 WON-LOST ROAD STRENGTH
Average NET Loss: 126 RECORD RECORD OF SCHEDULE

DIV. I ONLY	6- 14	2- 5	83
DIV. I NON-CONF.	4- 9	0- 3	72
Quadrant 1		Quadrant 2	Quadrant 3
OVERALL	0-3	0-1	1-7
HOME	0-0	0-0	0-4
AWAY	0-2	0-1	1-2
NEUTRAL	0-1	0-0	0-1
NON-CONFERENCE	0-2	0-0	0-5
HOME	0-0	0-0	0-2
AWAY	0-1	0-0	0-2
NEUTRAL	0-1	0-0	0-1
		Quadrant 4	TOTALS
		5-3	6- 14
		4-3	4- 7
		1-0	2- 5
		0-0	0- 2
		4-2	4- 9
		4-2	4- 4
		0-0	0- 3
		0-0	0- 2

Q1: (H:1-30)(N:1-50)(A:1-75) 0-3 overall, 0-2 non_conference						Q2: (H:31-75)(N:51-100)(A:(76-135) 0-1 overall, 0-0 non_conference						Q3: (H:76-160)(N:101-200)(A:136-240) 1-7 overall, 0-5 non_conference						Q4: (H:161+)(N:201+)(A:241+) 5-3 overall, 4-2 non_conference					
NET	S	Opponent	Score			NET	S	Opponent	Score			NET	S	Opponent	Score			NET	S	Opponent	Score		
(H 1-15)(N 1-25)(A 1-40)						(H 31-55)(N 51-75)(A 76-100)						(H:76-160)(N:101-200)(A:136-240)						(H:161+)(N:201+)(A:241+)					
1	A	Virginia	57	76	1111												187	H	Valparaiso	79	82	1208	
5	N	Michigan	61	84	1117												188	H	American	71	67	1229	
-----						(H 56-75)(N 76-100)(A 101-135)						-----						-----					
(H 16-30)(N 26-50)(A 41-75)						129	A	George Mason	55	62	0126							213	H	Richmond	56	76	0112
-----						-----						-----						-----					
66	A	Davidson	62	73	0123												252	A	La Salle	59	56	0116	
-----						Upcoming Games						-----						-----					
55	A	VCU			0223	55	H	VCU			0206						258	H	Siena	61	69	1108	
						117	A	Rhode Island			0226						278	H	Towson	68	64	1205	
												Upcoming Games						Upcoming Games					
												84	H	Saint Louis			0213	162	H	St. Bonaventure			0302
												129	H	George Mason			0309	206	H	Massachusetts			0220
												158	A	Duquesne			0216	245	H	Fordham			0130
												213	A	Richmond			0209	245	A	Fordham			0306

Non-Div I Games:

Average NET Win:	285	WON-LOST	ROAD	STRENGTH
Average NET Loss:	214	RECORD	RECORD	OF SCHEDULE

DIV. I ONLY	10- 10	4- 7	352
DIV. I NON-CONF.	7- 5	3- 4	353
Quadrant 1		Quadrant 2	Quadrant 3
OVERALL	0-0	0-1	3-5
HOME	0-0	0-0	0-1
AWAY	0-0	0-1	3-4
NEUTRAL	0-0	0-0	0-0
NON-CONFERENCE	0-0	0-0	2-3
HOME	0-0	0-0	0-0
AWAY	0-0	0-0	2-3
NEUTRAL	0-0	0-0	0-0
		Quadrant 4	TOTALS
		7-4	10- 10
		5-1	5- 2
		1-2	4- 7
		1-1	1- 1
		5-2	7- 5
		3-0	3- 0
		1-1	3- 4
		1-1	1- 1

Q1: (H:1-30)(N:1-50)(A:1-75) 0-0 overall, 0-0 non_conference	Q2: (H:31-75)(N:51-100)(A:76-135) 0-1 overall, 0-0 non_conference	Q3: (H:76-160)(N:101-200)(A:136-240) 3-5 overall, 2-3 non_conference	Q4: (H:161+)(N:201+)(A:241+) 7-4 overall, 5-2 non_conference
NET S Opponent Score (H 1-15)(N 1-25)(A 1-40) ----- (H 16-30)(N 26-50)(A 41-75) ----- Upcoming Games	NET S Opponent Score (H 31-55)(N 51-75)(A 76-100) ----- (H 56-75)(N 76-100)(A 101-135) ----- 110 A Radford 64 71 0105 ----- Upcoming Games	NET S Opponent Score 110 H Radford 59 72 0121 158 A Duquesne 71 80 1209 161 A Winthrop 75 61 0116 174 A Seattle U 50 70 1125 195 A Presbyterian 64 71 0119 213 A Richmond 63 58 1109 233 A The Citadel 110 94 1229 234 A Cornell 64 70 1217 ----- Upcoming Games 190 A Gardner-Webb 0302 239 A High Point 0213	NET S Opponent Score 239 H High Point 55 51 0124 254 A Charlotte 39 42 1119 271 H Charleston So. 91 101 0112 281 N Fairfield 67 65 1123 307 N Denver 62 64 1124 318 H VMI 65 45 1201 329 A USC Upstate 63 80 0126 349 H Stetson 77 63 1221 351 H Delaware St. 89 73 1116 352 A UMES 66 63 1113 353 H UNC Asheville 67 62 0110 ----- Upcoming Games 190 H Gardner-Webb 0207 253 H Hampton 0130 329 H USC Upstate 0216

Non-Div I Games:	Ernstburn St	68 65	Averett	81 57	Randolnh	84 56
------------------	--------------	-------	---------	-------	----------	-------

Average NET Win: 298 WON-LOST RECORD ROAD RECORD STRENGTH OF SCHEDULE
Average NET Loss: 183

DIV. I ONLY	9- 9	4- 4	333
DIV. I NON-CONF.	5- 6	2- 3	302

Quadrant 1		Quadrant 2	Quadrant 3
OVERALL	0-1	0-0	1-4
HOME	0-0	0-0	0-1
AWAY	0-1	0-0	1-3
NEUTRAL	0-0	0-0	0-0
NON-CONFERENCE	0-1	0-0	1-3
HOME	0-0	0-0	0-1
AWAY	0-1	0-0	1-2
NEUTRAL	0-0	0-0	0-0
		Quadrant 4	TOTALS
		8-4	9- 9
		5-3	5- 4
		3-0	4- 4
		0-1	0- 1
		4-2	5- 6
		3-1	3- 2
		1-0	2- 3
		0-1	0- 1

Q1: (H:1-30)(N:1-50)(A:1-75) 0-1 overall, 0-1 non_conference			Q2: (H:31-75)(N:51-100)(A:76-135) 0-0 overall, 0-0 non_conference			Q3: (H:76-160)(N:101-200)(A:136-240) 1-4 overall, 1-3 non_conference			Q4: (H:161+)(N:201+)(A:241+) 8-4 overall, 4-2 non_conference		
NET S Opponent Score			NET S Opponent Score			NET S Opponent Score			NET S Opponent Score		
(H 1-15)(N 1-25)(A 1-40)			(H 31-55)(N 51-75)(A 76-100)			(H 76-160)(N 101-200)(A 136-240)			(H:161+)(N:201+)(A:241+)		
21 A Villanova 53 86 1110			-----			144 A Stony Brook 61 71 1201			210 H Hartford 54 68 1115		
(H 16-30)(N 26-50)(A 41-75)			(H 56-75)(N 76-100)(A 101-135)			144 H Stony Brook 73 76 1222			228 N Drexel 83 92 1216		
-----			-----			159 A Rider 67 72 0105			240 H Canisius 63 65 0117		
Upcoming Games			Upcoming Games			194 A Dartmouth 64 59 1205			281 H Fairfield 80 78 0113		
						206 A Massachusetts 62 69 1128			282 A Marist 92 78 0125		
						Upcoming Games			287 H Lafayette 88 77 1208		
						159 H Rider 0212			296 H Niagara 72 75 0119		
						211 A Iona 0208			297 H Monmouth 89 83 0110		
						240 A Canisius 0201			319 H Bethune-Cookman 87 63 1219		
									335 H Maine 58 50 1125		
									336 A Manhattan 63 59 0103		
									347 A New Hampshire 69 63 1120		
									Upcoming Games		
									211 H Iona 0219		
									258 A Siena 0217		
									282 H Marist 0215		
									296 A Niagara 0203		
									297 A Monmouth 0224		
									316 H Saint Peter's 0127		
									316 A Saint Peter's 0301		
									336 H Manhattan 0303		

Non-Div I Games:

Average NET Win:	300	WON-LOST	ROAD	STRENGTH
Average NET Loss:	140	RECORD	RECORD	OF SCHEDULE

DIV. I ONLY	3- 14	1- 9	191		
DIV. I NON-CONF.	2- 8	0- 5	130		
	Quadrant 1	Quadrant 2	Quadrant 3	Quadrant 4	TOTALS
OVERALL	0-2	0-4	0-5	3-3	3- 14
HOME	0-0	0-0	0-1	2-1	2- 2
AWAY	0-1	0-3	0-3	1-2	1- 9
NEUTRAL	0-1	0-1	0-1	0-0	0- 3
NON-CONFERENCE	0-2	0-4	0-1	2-1	2- 8
HOME	0-0	0-0	0-0	2-0	2- 0
AWAY	0-1	0-3	0-0	0-1	0- 5
NEUTRAL	0-1	0-1	0-1	0-0	0- 3

Q1: (H:1-30)(N:1-50)(A:1-75) 0-2 overall, 0-2 non_conference			Q2: (H:31-75)(N:51-100)(A:76-135) 0-4 overall, 0-4 non_conference			Q3: (H:76-160)(N:101-200)(A:136-240) 0-5 overall, 0-1 non_conference			Q4: (H:161+)(N:201+)(A:241+) 3-3 overall, 2-1 non_conference		
NET S Opponent Score (H 1-15)(N 1-25)(A 1-40)			NET S Opponent Score (H 31-55)(N 51-75)(A 76-100)			NET S Opponent Score (H 76-160)(N 101-200)(A 136-240)			NET S Opponent Score (H 161-200)(N 201-240)(A 241-300)		
12 N Purdue 70 92 1115			82 A South Fla. 69 76 1215			94 H Texas St. 69 70 0112			191 H UT Arlington 72 82 0110		
(H 16-30)(N 26-50)(A 41-75)			84 A Saint Louis 55 83 1230			135 N Wichita St. 76 82 1116			246 A Little Rock 77 73 0126		
43 A Alabama 73 81 1111			(H 56-75)(N 76-100)(A 101-135)			166 A Coastal Caro. 72 89 0119			251 A East Carolina 81 83 1130		
Upcoming Games			95 N Ball St. 86 94 1118			197 A Troy 85 89 0105			264 A South Alabama 73 79 0103		
			109 A Georgetown 73 83 1218			237 A Arkansas St. 81 82 0124			324 H N.C. Central 82 73 1208		
			Upcoming Games			Upcoming Games			330 H Howard 100 86 1204		
			94 A Texas St. 0207			130 H Georgia St. 0221			Upcoming Games		
						133 H Ga. Southern 0223			166 H Coastal Caro. 0216		
						151 H La.-Monroe 0202			181 H Louisiana 0131		
						151 A La.-Monroe 0228			197 H Troy 0307		
						181 A Louisiana 0303			264 H South Alabama 0309		
						191 A UT Arlington 0209					

Non-Div I Games:	Winston-Salem	91 64	Mars Hill	125 62	Milligan	99 60
------------------	---------------	-------	-----------	--------	----------	-------

Average NET Win: 283

Average NET Loss: 120

WON-LOST
RECORD

ROAD
RECORD

STRENGTH
OF SCHEDULE

DIV. I ONLY	7- 11	3- 10	271
DIV. I NON-CONF.	2- 8	1- 8	195
Quadrant 1		Quadrant 2	Quadrant 3
OVERALL	0-4	0-2	0-3
HOME	0-0	0-0	0-0
AWAY	0-4	0-2	0-3
NEUTRAL	0-0	0-0	0-0
NON-CONFERENCE	0-4	0-2	0-2
HOME	0-0	0-0	0-0
AWAY	0-4	0-2	0-2
NEUTRAL	0-0	0-0	0-0
		Quadrant 4	TOTALS
		7-2	7- 11
		4-1	4- 1
		3-1	3- 10
		0-0	0- 0
		2-0	2- 8
		1-0	1- 0
		1-0	1- 8
		0-0	0- 0

Q1: (H:1-30)(N:1-50)(A:1-75) 0-4 overall, 0-4 non_conference				Q2: (H:31-75)(N:51-100)(A:76-135) 0-2 overall, 0-2 non_conference				Q3: (H:76-160)(N:101-200)(A:136-240) 0-3 overall, 0-2 non_conference				Q4: (H:161+)(N:201+)(A:241+) 7-2 overall, 2-0 non_conference			
NET S Opponent Score				NET S Opponent Score				NET S Opponent Score				NET S Opponent Score			
(H 1-15)(N 1-25)(A 1-40)				(H 31-55)(N 51-75)(A 76-100)				(H 76-160)(N 101-200)(A 136-240)				(H:161+)(N:201+)(A:241+)			
11 A Louisville 41 86 1205				79 A Missouri 55 68 1106				167 A Abilene Christian 56 79 0126				186 H Sam Houston St. 69 78 0109			
				84 A Saint Louis 61 73 1124				182 A New Mexico 70 82 1216				242 A A&M-Corpus Christi 75 87 0102			
								197 A Troy 77 82 1118				246 H Little Rock 78 65 1128			
												246 A Little Rock 85 82 1208			
								Upcoming Games				265 H New Orleans 76 71 0123			
								186 A Sam Houston St. 0306				272 H Lamar University 75 68 0112			
												301 A Southeastern La. 73 71 0105			
												309 H Nicholls St. 74 68 0119			
												340 A Incarnate Word 77 60 0116			
												Upcoming Games			
												167 H Abilene Christian 0302			
												276 A SFA 0130			
												276 H SFA 0227			
												301 H Southeastern La. 0209			
												302 H Houston Baptist 0213			
												309 A Nicholls St. 0223			
												313 A McNeese 0220			
												339 H Northwestern St. 0202			
												339 A Northwestern St. 0309			

Non-Div I Games:	Hendrix	99 73	Ozarks (AR)	93 52	Lyon	62 47
------------------	---------	-------	-------------	-------	------	-------

Average NET Win: 263

WON-LOST RECORD

ROAD RECORD

STRENGTH OF SCHEDULE

Average NET Loss: 177

DIV. I ONLY	8- 11	1- 7	336
DIV. I NON-CONF.	5- 6	0- 4	347
Quadrant 1		Quadrant 2	Quadrant 3
OVERALL	0-1	0-2	1-4
HOME	0-0	0-0	0-2
AWAY	0-1	0-2	1-2
NEUTRAL	0-0	0-0	0-0
NON-CONFERENCE	0-1	0-2	0-0
HOME	0-0	0-0	0-0
AWAY	0-1	0-2	0-0
NEUTRAL	0-0	0-0	0-0
		Quadrant 4	TOTALS
		7-4	8- 11
		7-2	7- 4
		0-2	1- 7
		0-0	0- 0
		5-3	5- 6
		5-2	5- 2
		0-1	0- 4
		0-0	0- 0

Q1: (H:1-30)(N:1-50)(A:1-75) 0-1 overall, 0-1 non_conference					Q2: (H:31-75)(N:51-100)(A:76-135) 0-2 overall, 0-2 non_conference					Q3: (H:76-160)(N:101-200)(A:136-240) 1-4 overall, 0-0 non_conference					Q4: (H:161+)(N:201+)(A:241+) 7-4 overall, 5-3 non_conference						
NET	S	Opponent	Score		NET	S	Opponent	Score		NET	S	Opponent	Score		NET	S	Opponent	Score			
(H 1-15)(N 1-25)(A 1-40)					(H 31-55)(N 51-75)(A 76-100)					(H 76-160)(N 101-200)(A 136-240)					(H:161+)(N:201+)(A:241+)						
27	A	Auburn	58	101	1106					130	H	Georgia St.	66	69	0117	166	H	Coastal Caro.	84	77	0105
										133	H	Ga. Southern	86	88	0119	213	H	Richmond	82	91	1229
										151	A	La.-Monroe	78	72	0126	244	H	Chattanooga	73	54	1116
										181	A	Louisiana	84	88	0124	246	A	Little Rock	62	91	0112
										237	A	Arkansas St.	65	66	0110	262	H	Appalachian St.	79	73	0103
															265	A	New Orleans	60	71	1205	
															279	H	Jacksonville	48	71	1117	
															303	H	Tulane	81	60	1208	
															311	H	Southeast Mo. St.	79	58	1119	
															322	H	Florida A&M	66	57	1201	
															344	H	Alabama A&M	79	67	1219	
													</								

Average NET Win: 295 WON-LOST RECORD ROAD RECORD STRENGTH OF SCHEDULE
Average NET Loss: 139

DIV. I ONLY	6- 9	2- 8	252		
DIV. I NON-CONF.	1- 6	0- 5	41		
	Quadrant 1	Quadrant 2	Quadrant 3	Quadrant 4	TOTALS
OVERALL	0-3	0-2	0-1	6-3	6- 9
HOME	0-0	0-0	0-0	4-1	4- 1
AWAY	0-3	0-2	0-1	2-2	2- 8
NEUTRAL	0-0	0-0	0-0	0-0	0- 0
NON-CONFERENCE	0-3	0-2	0-0	1-1	1- 6
HOME	0-0	0-0	0-0	1-1	1- 1
AWAY	0-3	0-2	0-0	0-0	0- 5
NEUTRAL	0-0	0-0	0-0	0-0	0- 0

Q1: (H:1-30)(N:1-50)(A:1-75) 0-3 overall, 0-3 non_conference			Q2: (H:31-75)(N:51-100)(A:76-135) 0-2 overall, 0-2 non_conference			Q3: (H:76-160)(N:101-200)(A:136-240) 0-1 overall, 0-0 non_conference			Q4: (H:161+)(N:201+)(A:241+) 6-3 overall, 1-1 non_conference		
NET S Opponent Score (H 1-15)(N 1-25)(A 1-40)			NET S Opponent Score (H 31-55)(N 51-75)(A 76-100)			NET S Opponent Score 167 A Abilene Christian 58 68 0102			NET S Opponent Score		
----- (H 16-30)(N 26-50)(A 41-75)			----- (H 56-75)(N 76-100)(A 101-135)			----- Upcoming Games			----- Upcoming Games		
44 A Baylor 44 84 1229			104 A Tulsa 60 70 1213						181 H Louisiana 73 77 1128		
52 A Northwestern 52 82 1108			134 A UAB 68 75 1114						242 A A&M-Corpus Christi 61 76 0119		
61 A Pittsburgh 57 99 1220			----- Upcoming Games						263 A Central Ark. 71 76 0123		
----- Upcoming Games									264 H South Alabama 71 60 1205		
									272 A Lamar University 78 71 0109		
									276 H SFA 68 61 0116		
									302 H Houston Baptist 81 76 0105		
									313 H McNeese 79 66 0112		
									340 A Incarnate Word 61 52 0126		
									----- Upcoming Games		
									186 H Sam Houston St. 0227		
									242 H A&M-Corpus Christi 0216		
									301 H Southeastern La. 0220		
									301 A Southeastern La. 0306		
									309 H Nicholls St. 0209		
									309 A Nicholls St. 0302		
									313 A McNeese 0223		
									339 H Northwestern St. 0130		
									339 A Northwestern St. 0206		
									340 H Incarnate Word 0202		

Non-Div I Games: Williams Baptist	90	62	Governors St	97	53	Pensacola Christia	87	59	Spring Hill	95	66
-----------------------------------	----	----	--------------	----	----	--------------------	----	----	-------------	----	----

Average NET Win:	241	WON-LOST	ROAD	STRENGTH
Average NET Loss:	181	RECORD	RECORD	OF SCHEDULE

DIV. I ONLY	7- 10	4- 6	244
DIV. I NON-CONF.	3- 6	2- 4	96

Quadrant 1	Quadrant 2	Quadrant 3	Quadrant 4
OVERALL 0-2	0-0	1-6	6-2
HOME 0-0	0-0	0-2	3-2
AWAY 0-2	0-0	1-4	3-0
NEUTRAL 0-0	0-0	0-0	0-0
NON-CONFERENCE 0-2	0-0	1-4	2-0
HOME 0-0	0-0	0-2	1-0
AWAY 0-2	0-0	1-2	1-0
NEUTRAL 0-0	0-0	0-0	0-0
TOTALS			
7- 10			
3- 4			
4- 6			
0- 0			
3- 6			
1- 2			
2- 4			
0- 0			

Q1: (H:1-30)(N:1-50)(A:1-75) 0-2 overall, 0-2 non_conference	Q2: (H:31-75)(N:51-100)(A:76-135) 0-0 overall, 0-0 non_conference	Q3: (H:76-160)(N:101-200)(A:136-240) 1-6 overall, 1-4 non_conference	Q4: (H:161+)(N:201+)(A:241+) 6-2 overall, 2-0 non_conference
NET S Opponent Score (H 1-15)(N 1-25)(A 1-40)	NET S Opponent Score (H 31-55)(N 51-75)(A 76-100)	NET S Opponent Score	NET S Opponent Score
39 A St. John's (NY) 58 73 1216	----- (H 56-75)(N 76-100)(A 101-135)	159 H Rider 65 89 1124	199 H Fairleigh Dickinson 66 60 0112
----- (H 16-30)(N 26-50)(A 41-75)	-----	160 H NJIT 60 71 1120	210 H Hartford 77 68 1222
60 A Seton Hall 49 89 1106	-----	172 A Saint Joseph's 57 59 1229	223 H St. Francis Brooklyn 59 66 0105
-----	Upcoming Games	188 A American 64 58 1130	227 H Sacred Heart 76 73 0110
Upcoming Games		218 A UMass Lowell 84 88 1110	281 A Fairfield 79 73 1117
		227 A Sacred Heart 38 62 0121	289 A Saint Francis (PA) 83 79 0124
		231 A Robert Morris 51 57 0126	294 A Central Conn. St. 80 58 0103
		-----	325 H Mt. St. Mary's 56 70 0119
		Upcoming Games	-----
		199 A Fairleigh Dickinson 0223	Upcoming Games
		223 A St. Francis Brooklyn 0207	231 H Robert Morris 0302
			247 H LIU Brooklyn 0202
			247 A LIU Brooklyn 0209
			289 H Saint Francis (PA) 0228
			294 H Central Conn. St. 0214
			325 A Mt. St. Mary's 0216
			326 H Bryant 0131
			326 A Bryant 0221

Non-Div I Games:	New Rochelle	105 57	SUNY Cortland	90 58
------------------	--------------	--------	---------------	-------

Average NET Win: 258 WON-LOST ROAD STRENGTH
Average NET Loss: 83 RECORD RECORD OF SCHEDULE

DIV. I ONLY	5- 15	0- 6	53
DIV. I NON-CONF.	5- 7	0- 2	79
Quadrant 1		Quadrant 2	Quadrant 3
OVERALL	0-4	0-7	1-3
HOME	0-0	0-3	1-2
AWAY	0-3	0-2	0-1
NEUTRAL	0-1	0-2	0-0
NON-CONFERENCE	0-2	0-4	1-0
HOME	0-0	0-1	1-0
AWAY	0-1	0-1	0-0
NEUTRAL	0-1	0-2	0-0
		Quadrant 4	TOTALS
		4-1	5- 15
		4-1	5- 6
		0-0	0- 6
		0-0	0- 3
		4-1	5- 7
		4-1	5- 2
		0-0	0- 2
		0-0	0- 3

Q1: (H:1-30)(N:1-50)(A:1-75) 0-4 overall, 0-2 non_conference					Q2: (H:31-75)(N:51-100)(A:76-135) 0-7 overall, 0-4 non_conference					Q3: (H:76-160)(N:101-200)(A:136-240) 1-3 overall, 1-0 non_conference					Q4: (H:161+)(N:201+)(A:241+) 4-1 overall, 4-1 non_conference								
NET	S	Opponent	Score		NET	S	Opponent	Score		NET	S	Opponent	Score		NET	S	Opponent	Score					
(H 1-15)(N 1-25)(A 1-40)					(H 31-55)(N 51-75)(A 76-100)					(H 76-160)(N 101-200)(A 136-240)					(H:161+)(N:201+)(A:241+)								
32	A	Washington	52	71	0119	47	H	San Francisco	60	79	1205	89	H	Utah	64	82	0126	174	H	Seattle U	73	82	1229
-----					56	N	Temple	59	76	1120	106	H	Colorado	59	68	0124	209	H	Santa Clara	78	66	1126	
(H 16-30)(N 26-50)(A 41-75)					65	N	Yale	59	76	1109	156	H	San Diego St.	89	83	1208	253	H	Hampton	80	66	1113	
39	N	St. John's (NY)	79	82	1119	80	A	Fresno St.	73	95	1219	203	A	Washington St.	59	82	0117	332	H	San Jose St.	88	80	1221
54	A	Saint Mary's (CA)	71	84	1201	98	A	UCLA	83	98	0105	-----					338	H	Cal Poly	67	66	1215	
75	A	Southern California	73	82	0103	(H 56-75)(N 76-100)(A 101-135)					Upcoming Games					-----							
-----					62	H	Arizona St.	66	80	0109	98	H	UCLA			0213	Upcoming Games						
62	A	Arizona St.			0224	67	H	Arizona	65	87	0112	118	H	Stanford			0203	203					
67	A	Arizona			0221	-----																	
68	A	Oregon			0206	Upcoming Games																	
					32	H	Washington			0228													
					75	H	Southern California			0216													
					77	A	Oregon St.			0209													
					118	A	Stanford			0307													

Non-Div I Games:

Average NET Win: 277

WON-LOST RECORD

ROAD RECORD

STRENGTH OF SCHEDULE

Average NET Loss: 174

DIV. I ONLY	7- 11	2- 8	303
DIV. I NON-CONF.	2- 7	0- 6	200

	Quadrant 1	Quadrant 2	Quadrant 3	Quadrant 4	TOTALS
OVERALL	0-2	0-1	0-4	7-4	7- 11
HOME	0-0	0-1	0-1	4-1	4- 3
AWAY	0-2	0-0	0-3	2-3	2- 8
NEUTRAL	0-0	0-0	0-0	1-0	1- 0
NON-CONFERENCE	0-2	0-1	0-3	2-1	2- 7
HOME	0-0	0-1	0-0	1-0	1- 1
AWAY	0-2	0-0	0-3	0-1	0- 6
NEUTRAL	0-0	0-0	0-0	1-0	1- 0

Q1: (H:1-30)(N:1-50)(A:1-75) 0-2 overall, 0-2 non_conference	Q2: (H:31-75)(N:51-100)(A:76-135) 0-1 overall, 0-1 non_conference	Q3: (H:76-160)(N:101-200)(A:136-240) 0-4 overall, 0-3 non_conference	Q4: (H:161+)(N:201+)(A:241+) 7-4 overall, 2-1 non_conference
NET S Opponent Score (H 1-15)(N 1-25)(A 1-40) ----- (H 16-30)(N 26-50)(A 41-75) 42 A Indiana 35 80 1109 69 A Arkansas 68 90 1121 ----- Upcoming Games	NET S Opponent Score (H 31-55)(N 51-75)(A 76-100) 40 H Utah St. 71 101 1106 ----- (H 56-75)(N 76-100)(A 101-135) ----- Upcoming Games 114 A Montana 0223	NET S Opponent Score 148 A UC Santa Barbara 69 88 1117 157 H Weber St. 84 93 0124 184 A Omaha 65 89 1124 204 A Colorado St. 77 81 1114 ----- Upcoming Games 114 H Montana 0202 157 A Weber St. 0216 173 A Northern Colo. 0204	NET S Opponent Score 173 H Northern Colo. 70 73 0114 203 N Washington St. 95 90 1209 273 A Southern Utah 92 62 1229 274 H Portland St. 98 88 0103 283 H Idaho St. 104 84 0126 284 H Sacramento St. 84 70 0105 288 A Northern Ariz. 68 74 1231 290 H North Dakota 81 76 1127 305 A Eastern Wash. 81 85 0119 307 A Denver 64 76 1218 331 A Idaho 77 67 0110 ----- Upcoming Games 273 H Southern Utah 0304 274 A Portland St. 0309 283 A Idaho St. 0214 284 A Sacramento St. 0307 288 H Northern Ariz. 0302 305 H Eastern Wash. 0207 331 H Idaho 0209

Non-Div I Games: Presentation 83 68

Average NET Win: 262 WON-LOST ROAD STRENGTH
Average NET Loss: 137 RECORD RECORD OF SCHEDULE

DIV. I ONLY	5- 14	2- 8	141		
DIV. I NON-CONF.	5- 7	2- 4	287		
	Quadrant 1	Quadrant 2	Quadrant 3	Quadrant 4	TOTALS
OVERALL	0-4	0-3	1-3	4-4	5- 14
HOME	0-1	0-1	0-0	2-3	2- 5
AWAY	0-3	0-2	1-3	1-0	2- 8
NEUTRAL	0-0	0-0	0-0	1-1	1- 1
NON-CONFERENCE	0-3	0-1	1-0	4-3	5- 7
HOME	0-0	0-0	0-0	2-2	2- 2
AWAY	0-3	0-1	1-0	1-0	2- 4
NEUTRAL	0-0	0-0	0-0	1-1	1- 1

Q1: (H:1-30)(N:1-50)(A:1-75) 0-4 overall, 0-3 non_conference			Q2: (H:31-75)(N:51-100)(A:76-135) 0-3 overall, 0-1 non_conference			Q3: (H:76-160)(N:101-200)(A:136-240) 1-3 overall, 1-0 non_conference			Q4: (H:161+)(N:201+)(A:241+) 4-4 overall, 4-3 non_conference		
NET S Opponent Score			NET S Opponent Score			NET S Opponent Score			NET S Opponent Score		
(H 1-15)(N 1-25)(A 1-40)			(H 31-55)(N 51-75)(A 76-100)			(H 76-160)(N 101-200)(A 136-240)			(H:161+)(N:201+)(A:241+)		
5 A Michigan 62 70 1215			96 A Dayton 72 85 1219			138 A Kent St. 73 88 0108			169 H Eastern Mich. 67 93 0126		
26 A Cincinnati 52 78 1119						141 A Akron 48 56 0105			192 H Detroit Mercy 89 76 1106		
36 A Ole Miss 64 90 1110						165 A Ohio 76 81 0122			280 H UC Riverside 73 64 1230		
						212 A Oakland 85 77 1113			285 A Youngstown St. 88 77 1208		
(H 16-30)(N 26-50)(A 41-75)			(H 56-75)(N 76-100)(A 101-135)						286 H Milwaukee 66 67 1222		
20 H Buffalo 79 88 0115			63 H Toledo 77 85 0112			Upcoming Games			309 N Nicholls St. 61 62 1124		
			131 A Bowling Green 48 79 0119			95 H Ball St. 0302			329 H USC Upstate 66 71 1201		
Upcoming Games						121 H Northern Ill. 0212			342 N Southern U. 85 70 1123		
63 A Toledo 0305			Upcoming Games			131 H Bowling Green 0205					
			95 A Ball St. 0209			137 A Central Mich. 0202			Upcoming Games		
			121 A Northern Ill. 0226			137 H Central Mich. 0308					
						138 H Kent St. 0129					
						149 H Miami (OH) 0216					
						169 A Eastern Mich. 0223					

Non-Div I Games: Anninas 99 52

Average NET Win:	266	WON-LOST RECORD	ROAD RECORD	STRENGTH OF SCHEDULE
Average NET Loss:	166			

DIV. I ONLY	8- 12	3- 5	253	
DIV. I NON-CONF.	5- 10	1- 5	237	
<hr/>				
	Quadrant 1	Quadrant 2	Quadrant 3	Quadrant 4
OVERALL	0-1	0-2	2-4	6-5
HOME	0-0	0-1	0-1	3-5
AWAY	0-1	0-1	1-3	2-0
NEUTRAL	0-0	0-0	1-0	1-0
NON-CONFERENCE	0-1	0-2	2-3	3-4
HOME	0-0	0-1	0-0	2-4
AWAY	0-1	0-1	1-3	0-0
NEUTRAL	0-0	0-0	1-0	1-0
				TOTALS
				8- 12
				3- 7
				3- 5
				2- 0
				5- 10
				2- 5
				1- 5
				2- 0

Q1: (H:1-30)(N:1-50)(A:1-75) 0-1 overall, 0-1 non_conference		Q2: (H:31-75)(N:51-100)(A:76-135) 0-2 overall, 0-2 non_conference		Q3: (H:76-160)(N:101-200)(A:136-240) 2-4 overall, 2-3 non_conference		Q4: (H:161+)(N:201+)(A:241+) 6-5 overall, 3-4 non_conference	
NET S Opponent Score (H 1-15)(N 1-25)(A 1-40)		NET S Opponent Score (H 31-55)(N 51-75)(A 76-100)		NET S Opponent Score (H 76-100)(N 101-125)(A 126-150)		NET S Opponent Score (H 161-180)(N 181-200)(A 201-240)	
----- (H 16-30)(N 26-50)(A 41-75)		----- (H 56-75)(N 76-100)(A 101-135)		----- (H 126-150)(N 151-175)(A 176-200)		----- (H 181-200)(N 201-240)(A 241-280)	
74 A New Mexico St. 57 92 1219		65 H Yale 90 94 0105		203 A Washington St. 94 *** 1127		284 H Sacramento St. 68 88 1201	
----- Upcoming Games		----- Upcoming Games		----- Upcoming Games		----- Upcoming Games	
		126 A UC Irvine 0309		148 A UC Santa Barbara 0206		178 H Cal St. Fullerton 0216	
				148 H UC Santa Barbara 0307		280 H UC Riverside 0227	
				164 A Hawaii 0302		300 A UC Davis 0213	
				178 A Cal St. Fullerton 0130		300 H UC Davis 0223	
				215 A Long Beach St. 0220		338 H Cal Poly 0202	

C
S
U
N

Non-Div I Games: Cal St San Marcos 76 72

Average NET Win: 283

Average NET Loss: 160

WON-LOST
RECORD

ROAD
RECORD

STRENGTH
OF SCHEDULE

DIV. I ONLY	4- 11	1- 8	297
DIV. I NON-CONF.	2- 7	0- 6	337
Quadrant 1		Quadrant 2	Quadrant 3
OVERALL	0-3	0-2	0-1
HOME	0-0	0-0	0-0
AWAY	0-3	0-2	0-1
NEUTRAL	0-0	0-0	0-0
NON-CONFERENCE	0-3	0-1	0-1
HOME	0-0	0-0	0-0
AWAY	0-3	0-1	0-1
NEUTRAL	0-0	0-0	0-0
		Quadrant 4	TOTALS
		4-5	4- 11
		2-3	2- 3
		1-2	1- 8
		1-0	1- 0
		2-2	2- 7
		1-1	1- 1
		0-1	0- 6
		1-0	1- 0

Q1: (H:1-30)(N:1-50)(A:1-75) 0-3 overall, 0-3 non_conference					Q2: (H:31-75)(N:51-100)(A:76-135) 0-2 overall, 0-1 non_conference					Q3: (H:76-160)(N:101-200)(A:136-240) 0-1 overall, 0-1 non_conference					Q4: (H:161+)(N:201+)(A:241+) 4-5 overall, 2-2 non_conference										
NET	S	Opponent (H 1-15)(N 1-25)(A 1-40)	Score		NET	S	Opponent (H 31-55)(N 51-75)(A 76-100)	Score		NET	S	Opponent	Score		NET	S	Opponent	Score							
19	A	Marquette	55	76	1127	81	A	Furman	69	77	1211	Upcoming Games					190	H	Gardner-Webb	74	60	0126			
37	A	Florida	46	76	1109	(H 56-75)(N 76-100)(A 101-135)					110	A	Radford	78	86	0124	202	H	North Florida	70	76	1201			
(H 16-30)(N 26-50)(A 41-75)															161	A	Winthrop	0223	239	H	High Point	50	51	0105	
59	A	Clemson	51	78	1218	Upcoming Games					190	A	Gardner-Webb	0213	253	A	Hampton	82	94	0110					
Upcoming Games															195	A	Presbyterian	0302	256	H	Campbell	72	73	0119	
																				260	A	Longwood	101	91	0112
																				306	A	Middle Tenn.	73	76	1116
																				337	H	South Carolina St.	89	72	1113
																				346	N	Coppin St.	93	67	1123
																				Upcoming Games					
																				161	H	Winthrop			0207
																				195	H	Presbyterian			0130
																				329	A	USC Upstate			0202
																				329	H	USC Upstate			0221
																				353	A	UNC Asheville			0209
																				353	H	UNC Asheville			0227

Non-Div I Games:	Piedmont Int'l	111	65	Columbia Int'l	100	68	Johnson & Wales /	86	61	Trinity Baptist	98	49
------------------	----------------	-----	----	----------------	-----	----	-------------------	----	----	-----------------	----	----

Average NET Win: 251

WON-LOST
RECORD

ROAD
RECORD

STRENGTH
OF SCHEDULE

Average NET Loss: 196

DIV. I ONLY	5- 11	1- 10	315
DIV. I NON-CONF.	3- 6	1- 6	144
Quadrant 1		Quadrant 2	Quadrant 3
OVERALL	0-1	0-2	1-3
HOME	0-0	0-0	0-0
AWAY	0-1	0-2	1-3
NEUTRAL	0-0	0-0	0-0
NON-CONFERENCE	0-1	0-2	1-2
HOME	0-0	0-0	0-0
AWAY	0-1	0-2	1-2
NEUTRAL	0-0	0-0	0-0
		Quadrant 4	TOTALS
		4-5	5- 11
		4-1	4- 1
		0-4	1- 10
		0-0	0- 0
		2-1	3- 6
		2-0	2- 0
		0-1	1- 6
		0-0	0- 0

Q1: (H:1-30)(N:1-50)(A:1-75) 0-1 overall, 0-1 non_conference					Q2: (H:31-75)(N:51-100)(A:76-135) 0-2 overall, 0-2 non_conference					Q3: (H:76-160)(N:101-200)(A:136-240) 1-3 overall, 1-2 non_conference					Q4: (H:161+)(N:201+)(A:241+) 4-5 overall, 2-1 non_conference								
NET	S	Opponent	Score		NET	S	Opponent	Score		NET	S	Opponent	Score		NET	S	Opponent	Score					
(H 1-15)(N 1-25)(A 1-40)					(H 31-55)(N 51-75)(A 76-100)					(H 76-160)(N 101-200)(A 136-240)					(H:161+)(N:201+)(A:241+)								
8	A	Houston	56	79	1204	90	A	Georgia Tech	69	88	1109	171	A	CSU Bakersfield	65	86	1213	229	H	Texas Southern	80	72	1219
-----					-----					-----					-----								
(H 16-30)(N 26-50)(A 41-75)					(H 56-75)(N 76-100)(A 101-135)					(H 76-160)(N 101-200)(A 136-240)					(H:161+)(N:201+)(A:241+)								
-----					-----					-----					-----								
Upcoming Games					Upcoming Games					Upcoming Games					Upcoming Games								

Non-Div I Games:	Huston-Tillotson	79	59	Howard Payne	121	32	Arlington Baptist	105	40	Champion Chris	122	58
------------------	------------------	----	----	--------------	-----	----	-------------------	-----	----	----------------	-----	----

Average NET Win: 240

WON-LOST RECORD

ROAD RECORD

STRENGTH OF SCHEDULE

Average NET Loss: 177

DIV. I ONLY	7- 8	3- 6	274
DIV. I NON-CONF.	3- 4	2- 4	264
Quadrant 1		Quadrant 2	Quadrant 3
OVERALL	0-1	0-0	2-5
HOME	0-0	0-0	0-1
AWAY	0-1	0-0	2-4
NEUTRAL	0-0	0-0	0-0
NON-CONFERENCE	0-1	0-0	1-3
HOME	0-0	0-0	0-0
AWAY	0-1	0-0	1-3
NEUTRAL	0-0	0-0	0-0
		Quadrant 4	TOTALS
		5-2	7- 8
		4-1	4- 2
		1-1	3- 6
		0-0	0- 0
		2-0	3- 4
		1-0	1- 0
		1-0	2- 4
		0-0	0- 0

Q1: (H:1-30)(N:1-50)(A:1-75) 0-1 overall, 0-1 non_conference			Q2: (H:31-75)(N:51-100)(A:76-135) 0-0 overall, 0-0 non_conference			Q3: (H:76-160)(N:101-200)(A:136-240) 2-5 overall, 1-3 non_conference			Q4: (H:161+)(N:201+)(A:241+) 5-2 overall, 2-0 non_conference		
NET S Opponent Score			NET S Opponent Score			NET S Opponent Score			NET S Opponent Score		
(H 1-15)(N 1-25)(A 1-40)			(H 31-55)(N 51-75)(A 76-100)			(H 76-160)(N 101-200)(A 136-240)			(H:161+)(N:201+)(A:241+)		
-----			-----			-----			-----		
(H 16-30)(N 26-50)(A 41-75)			(H 56-75)(N 76-100)(A 101-135)			(H 76-160)(N 101-200)(A 136-240)			(H:161+)(N:201+)(A:241+)		
75 A Southern California 49 91 1221						114 H Montana 0302			168 H Pepperdine 78 69 1215		
-----			-----			-----			-----		
Upcoming Games			Upcoming Games			Upcoming Games			Upcoming Games		
			114 A Montana			157 H Weber St. 0207			173 H Northern Colo. 0307		
									268 A Montana St. 0304		
									274 A Portland St. 0216		
									283 H Idaho St. 0209		
									284 A Sacramento St. 0214		
									288 A Northern Ariz. 0128		
									305 A Eastern Wash. 0202		
									305 H Eastern Wash. 0221		
									331 A Idaho 0204		
									331 H Idaho 0223		

Non-Div I Games: San Diego Christia 111 64

West Coast Bantis 109 63

Average NET Win: 269

Average NET Loss: 175

WON-LOST
RECORD

ROAD
RECORD

STRENGTH
OF SCHEDULE

DIV. I ONLY	5- 11	1- 6	215
DIV. I NON-CONF.	2- 6	0- 3	131
Quadrant 1		Quadrant 2	Quadrant 3
OVERALL	0-1	1-2	0-3
HOME	0-0	0-0	0-2
AWAY	0-1	1-2	0-0
NEUTRAL	0-0	0-0	0-1
NON-CONFERENCE	0-1	0-2	0-2
HOME	0-0	0-0	0-1
AWAY	0-1	0-2	0-0
NEUTRAL	0-0	0-0	0-1
		Quadrant 4	TOTALS
		4-5	5- 11
		4-2	4- 4
		0-3	1- 6
		0-0	0- 1
		2-1	2- 6
		2-1	2- 2
		0-0	0- 3
		0-0	0- 1

Q1: (H:1-30)(N:1-50)(A:1-75) 0-1 overall, 0-1 non_conference				Q2: (H:31-75)(N:51-100)(A:76-135) 1-2 overall, 0-2 non_conference				Q3: (H:76-160)(N:101-200)(A:136-240) 0-3 overall, 0-2 non_conference				Q4: (H:161+)(N:201+)(A:241+) 4-5 overall, 2-1 non_conference			
NET	S	Opponent	Score	NET	S	Opponent	Score	NET	S	Opponent	Score	NET	S	Opponent	Score
(H 1-15)(N 1-25)(A 1-40)				(H 31-55)(N 51-75)(A 76-100)				(H 76-160)(N 101-200)(A 136-240)				(H:161+)(N:201+)(A:241+)			
-----				-----				-----				-----			
(H 16-30)(N 26-50)(A 41-75)				(H 56-75)(N 76-100)(A 101-135)				Upcoming Games				Upcoming Games			
68	A	Oregon	57 84 1106	111	A	BYU	66 85 1212	114	H	Montana	0307	171	H	CSU Bakersfield	71 76 1220
-----				114	A	Montana	77 74 0105	157	A	Weber St.	0131	173	H	Northern Colo.	60 73 1231
Upcoming Games				118	A	Stanford	67 79 1128	173	A	Northern Colo.	0207	268	A	Montana St.	88 98 0103
				Upcoming Games								273	A	Southern Utah	69 83 0117
												280	H	UC Riverside	71 64 1110
												288	A	Northern Ariz.	75 82 0119
												305	H	Eastern Wash.	78 65 0124
												315	H	Portland	87 78 1205
												331	H	Idaho	69 53 0126
												Upcoming Games			
												268	H	Montana St.	0309
												273	H	Southern Utah	0216
												283	A	Idaho St.	0202
												283	H	Idaho St.	0221
												284	A	Sacramento St.	0211
												284	H	Sacramento St.	0223
												288	H	Northern Ariz.	0214
												305	A	Eastern Wash.	0302
												331	A	Idaho	0228

Non-Div I Games:	Willamette	125 61	Northwest Nazare	91 75	Portland Bible	123 40
------------------	------------	--------	------------------	-------	----------------	--------

Average NET Win: 258

WON-LOST RECORD

ROAD RECORD

STRENGTH OF SCHEDULE

Average NET Loss: 158

DIV. I ONLY		8- 13	2- 11	208
DIV. I NON-CONF.		4- 9	1- 8	273
Quadrant 1		Quadrant 2	Quadrant 3	Quadrant 4
OVERALL	0-4	0-0	2-5	6-4
HOME	0-0	0-0	1-0	4-2
AWAY	0-4	0-0	1-5	1-2
NEUTRAL	0-0	0-0	0-0	1-0
NON-CONFERENCE	0-4	0-0	0-3	4-2
HOME	0-0	0-0	0-0	2-1
AWAY	0-4	0-0	0-3	1-1
NEUTRAL	0-0	0-0	0-0	1-0
				TOTALS
				8- 13
				5- 2
				2- 11
				1- 0
				4- 9
				2- 1
				1- 8
				1- 0

Q1: (H:1-30)(N:1-50)(A:1-75) 0-4 overall, 0-4 non_conference			Q2: (H:31-75)(N:51-100)(A:76-135) 0-0 overall, 0-0 non_conference			Q3: (H:76-160)(N:101-200)(A:136-240) 2-5 overall, 0-3 non_conference			Q4: (H:161+)(N:201+)(A:241+) 6-4 overall, 4-2 non_conference		
NET S Opponent Score			NET S Opponent Score			NET S Opponent Score			NET S Opponent Score		
(H 1-15)(N 1-25)(A 1-40)			(H 31-55)(N 51-75)(A 76-100)			(H 76-160)(N 101-200)(A 136-240)			(H:161+)(N:201+)(A:241+)		
22 A Maryland 71 94 1211			-----			143 A Lehigh 72 89 0106			193 H Holy Cross 73 80 0103		
30 A NC State 64 97 1228			(H 56-75)(N 76-100)(A 101-135)			154 H Colgate 79 72 0126			194 H Dartmouth 80 82 1111		
39 A St. John's (NY) 55 76 1106			-----			177 A Bucknell 68 71 0123			222 H Army West Point 66 64 0112		
(H 16-30)(N 26-50)(A 41-75)			Upcoming Games			192 A Detroit Mercy 63 91 1119			236 H Boston U. 81 73 0116		
56 A Temple 67 81 1116						193 A Holy Cross 67 65 0119			253 N Hampton 75 66 1120		
Upcoming Games						218 A UMass Lowell 79 97 1221			278 A Towson 69 85 1125		
						228 A Drexel 86 95 1205			287 A Lafayette 70 85 0109		
						Upcoming Games			325 H Mt. St. Mary's 75 65 1201		
						143 H Lehigh 0302			333 A Binghamton 83 65 1208		
						154 A Colgate 0209			351 H Delaware St. 91 62 1113		
						188 A American 0213			Upcoming Games		
						222 A Army West Point 0227			177 H Bucknell 0206		
						236 A Boston U. 0223			188 H American 0130		
									287 H Lafayette 0217		
									293 A Navy 0202		
									293 H Navy 0220		

Non-Div I Games:

Average NET Win: 237 WON-LOST RECORD ROAD RECORD STRENGTH OF SCHEDULE
Average NET Loss: 171

DIV. I ONLY	6- 8	2- 4	201
DIV. I NON-CONF.	3- 5	1- 2	54
<hr/>			
	Quadrant 1	Quadrant 2	Quadrant 3
OVERALL	1-1	0-2	0-2
HOME	0-0	0-1	0-1
AWAY	1-0	0-1	0-1
NEUTRAL	0-1	0-0	0-0
NON-CONFERENCE	1-1	0-2	0-2
HOME	0-0	0-1	0-1
AWAY	1-0	0-1	0-1
NEUTRAL	0-1	0-0	0-0
			Quadrant 4
			5-3
			3-1
			1-2
			1-0
			2-0
			1-0
			1-0
			1-1
			TOTALS
			6- 8
			3- 3
			2- 4
			1- 1
			3- 5
			1- 2
			1- 2
			1- 1

Q1: (H:1-30)(N:1-50)(A:1-75) 1-1 overall, 1-1 non_conference				Q2: (H:31-75)(N:51-100)(A:76-135) 0-2 overall, 0-2 non_conference				Q3: (H:76-160)(N:101-200)(A:136-240) 0-2 overall, 0-2 non_conference				Q4: (H:161+)(N:201+)(A:241+) 5-3 overall, 2-0 non_conference			
NET S Opponent Score				NET S Opponent Score				NET S Opponent Score				NET S Opponent Score			
(H 1-15)(N 1-25)(A 1-40)				(H 31-55)(N 51-75)(A 76-100)				(H 76-160)(N 101-200)(A 136-240)				(H:161+)(N:201+)(A:241+)			
-----				-----				-----				-----			
(H 16-30)(N 26-50)(A 41-75)				(H 56-75)(N 76-100)(A 101-135)				Upcoming Games				(H:161+)(N:201+)(A:241+)			
44 A Baylor 59 58 1218				43 H Alabama 69 79 1230				107 H Louisiana Tech 93 96 1207				167 H Abilene Christian 61 60 0123			
47 N San Francisco 58 76 1130				103 A Miami (FL) 58 96 1113				151 A La.-Monroe 58 74 1215				265 A New Orleans 61 68 0116			
-----				-----				-----				282 H Marist 64 60 1120			
Upcoming Games				Upcoming Games				Upcoming Games				286 N Milwaukee 66 51 1201			
								167 A Abilene Christian 0305				301 H Southeastern La. 65 60 0102			
								186 A Sam Houston St. 0202				309 A Nicholls St. 73 78 0109			
												339 H Northwestern St. 59 61 0112			
												340 A Incarnate Word 74 71 0119			

												Upcoming Games			
												186 H Sam Houston St. 0309			
												242 H A&M-Corpus Christi 0220			
												263 H Central Ark. 0130			
												263 A Central Ark. 0227			
												272 H Lamar University 0209			
												272 A Lamar University 0302			
												302 A Houston Baptist 0206			
												313 H McNeese 0213			
												339 A Northwestern St. 0216			
												340 H Incarnate Word 0223			

S
F
A

Non-Div I Games: Arlington Baptist 97 47 St Edward's 73 60 S'western Assemb 68 67 Texas Wesleyan 83 71

Average NET Win: 276

WON-LOST RECORD

ROAD RECORD

STRENGTH OF SCHEDULE

Average NET Loss: 189

DIV. I ONLY		5- 15	2- 7	212	
DIV. I NON-CONF.		4- 10	2- 5	261	

	Quadrant 1	Quadrant 2	Quadrant 3	Quadrant 4	TOTALS
OVERALL	0-2	0-0	1-7	4-6	5- 15
HOME	0-0	0-0	0-2	3-4	3- 6
AWAY	0-2	0-0	1-4	1-1	2- 7
NEUTRAL	0-0	0-0	0-1	0-1	0- 2
NON-CONFERENCE	0-2	0-0	1-3	3-5	4- 10
HOME	0-0	0-0	0-0	2-3	2- 3
AWAY	0-2	0-0	1-2	1-1	2- 5
NEUTRAL	0-0	0-0	0-1	0-1	0- 2

Q1: (H:1-30)(N:1-50)(A:1-75) 0-2 overall, 0-2 non_conference			Q2: (H:31-75)(N:51-100)(A:76-135) 0-0 overall, 0-0 non_conference			Q3: (H:76-160)(N:101-200)(A:136-240) 1-7 overall, 1-3 non_conference			Q4: (H:161+)(N:201+)(A:241+) 4-6 overall, 3-5 non_conference		
NET S Opponent Score			NET S Opponent Score			NET S Opponent Score			NET S Opponent Score		
(H 1-15)(N 1-25)(A 1-40)			(H 31-55)(N 51-75)(A 76-100)			(H 76-160)(N 101-200)(A 136-240)			(H:161+)(N:201+)(A:241+)		
(H 16-30)(N 26-50)(A 41-75)			(H 56-75)(N 76-100)(A 101-135)			(H 76-160)(N 101-200)(A 136-240)			(H:161+)(N:201+)(A:241+)		
65 A Yale 63 71 1211						76 H Vermont 51 80 0105			193 H Holy Cross 65 69 1120		
72 A Providence 43 73 1218						138 A Kent St. 68 70 1228			194 H Dartmouth 52 61 1215		
Upcoming Games						144 H Stony Brook 66 67 0123			210 H Hartford 84 77 0126		
						194 N Dartmouth 77 91 1130			236 H Boston U. 61 71 1114		
						211 A Iona 68 72 1109			247 N LIU Brooklyn 77 80 1129		
						218 A UMass Lowell 72 84 0116			286 A Milwaukee 70 79 1123		
						232 A UMBC 64 65 0119			296 A Niagara 79 74 1231		
						240 A Canisius 75 66 1117			297 H Monmouth 82 63 1208		
						Upcoming Games			335 H Maine 62 66 0112		
						144 A Stony Brook 0221			336 H Manhattan 77 67 1220		
						210 A Hartford 0302			Upcoming Games		
									218 H UMass Lowell 0213		
									232 H UMBC 0223		
									333 H Binghamton 0202		
									333 A Binghamton 0305		
									335 A Maine 0217		
									347 A New Hampshire 0130		
									347 H New Hampshire 0227		

Non-Div I Games: SUNY Oneonta 79 62

Average NET Win: 238

WON-LOST
RECORD

ROAD
RECORD

STRENGTH
OF SCHEDULE

Average NET Loss: 187

DIV. I ONLY		6- 15	3- 5	248
DIV. I NON-CONF.		3- 9	1- 2	296
Quadrant 1		Quadrant 2	Quadrant 3	Quadrant 4
OVERALL	0-1	0-1	3-6	3-7
HOME	0-0	0-1	1-2	1-2
AWAY	0-1	0-0	2-2	1-2
NEUTRAL	0-0	0-0	0-2	1-3
NON-CONFERENCE	0-1	0-0	1-3	2-5
HOME	0-0	0-0	0-1	1-1
AWAY	0-1	0-0	1-0	0-1
NEUTRAL	0-0	0-0	0-2	1-3
				TOTALS
				6- 15
				2- 5
				3- 5
				1- 5
				3- 9
				1- 2
				1- 2
				1- 5

Q1: (H:1-30)(N:1-50)(A:1-75) 0-1 overall, 0-1 non_conference			Q2: (H:31-75)(N:51-100)(A:76-135) 0-1 overall, 0-0 non_conference			Q3: (H:76-160)(N:101-200)(A:136-240) 3-6 overall, 1-3 non_conference			Q4: (H:161+)(N:201+)(A:241+) 3-7 overall, 2-5 non_conference		
NET S Opponent Score			NET S Opponent Score			NET S Opponent Score			NET S Opponent Score		
(H 1-15)(N 1-25)(A 1-40)			(H 31-55)(N 51-75)(A 76-100)			(H 76-160)(N 101-200)(A 136-240)			(H:161+)(N:201+)(A:241+)		
1 A Virginia 42 73 1106			46 H Hofstra 61 84 0126			76 H Vermont 64 70 1130			226 N North Dakota St. 51 76 1118		
(H 16-30)(N 26-50)(A 41-75)			(H 56-75)(N 76-100)(A 101-135)			112 H Col. of Charleston 55 67 0103			234 H Cornell 74 86 0109		
Upcoming Games			Upcoming Games			115 H Northeastern 75 72 0124			241 H UNCW 61 67 0105		
46 A Hofstra 0221			112 A Col. of Charleston 0202			168 N Pepperdine 65 74 1116			243 A James Madison 65 74 0112		
			115 A Northeastern 0223			175 N Fla. Atlantic 71 85 1117			252 N La Salle 51 57 1222		
						207 A Delaware 64 63 0119			259 A George Washington 64 68 1205		
						216 A William & Mary 61 71 1230			275 H Loyola Maryland 85 69 1125		
						228 A Drexel 66 72 0117			298 A Elon 77 60 1228		
						232 A UMBC 80 76 1211			303 N Tulane 73 55 1221		
						Upcoming Games			323 N Morgan St. 69 74 1208		
									Upcoming Games		
									207 H Delaware 0214		
									216 H William & Mary 0228		
									228 H Drexel 0216		
									241 A UNCW 0131		
									243 H James Madison 0209		
									298 H Elon 0302		

Non-Div I Games: Westlev

93 66

Average NET Win: 272

WON-LOST
RECORD

ROAD
RECORD

STRENGTH
OF SCHEDULE

Average NET Loss: 183

DIV. I ONLY	7- 12	5- 7	329
DIV. I NON-CONF.	5- 8	3- 5	344
Quadrant 1		Quadrant 2	Quadrant 3
OVERALL	0-2	0-3	2-1
HOME	0-0	0-1	0-0
AWAY	0-2	0-2	2-1
NEUTRAL	0-0	0-0	0-0
NON-CONFERENCE	0-1	0-2	1-0
HOME	0-0	0-0	0-0
AWAY	0-1	0-2	1-0
NEUTRAL	0-0	0-0	0-0
		Quadrant 4	TOTALS
		5-6	7- 12
		1-3	1- 4
		3-2	5- 7
		1-1	1- 1
		4-5	5- 8
		1-2	1- 2
		2-2	3- 5
		1-1	1- 1

Q1: (H:1-30)(N:1-50)(A:1-75) 0-2 overall, 0-1 non_conference				Q2: (H:31-75)(N:51-100)(A:76-135) 0-3 overall, 0-2 non_conference				Q3: (H:76-160)(N:101-200)(A:136-240) 2-1 overall, 1-0 non_conference				Q4: (H:161+)(N:201+)(A:241+) 5-6 overall, 4-5 non_conference			
NET S Opponent Score				NET S Opponent Score				NET S Opponent Score				NET S Opponent Score			
(H 1-15)(N 1-25)(A 1-40)				(H 31-55)(N 51-75)(A 76-100)				(H:76-160)(N:101-200)(A:136-240)				(H:161+)(N:201+)(A:241+)			
-----				-----				-----				-----			
(H 16-30)(N 26-50)(A 41-75)				(H 56-75)(N 76-100)(A 101-135)				Upcoming Games				Upcoming Games			
-----				-----				-----				-----			
42 A Indiana 64 94 1222				41 H Lipscomb 74 77 0105				160 A NJIT 74 77 0119				195 H Presbyterian 67 72 1230			
48 A Liberty 53 69 0112				87 A Grand Canyon 59 76 1112				195 A Presbyterian 94 88 1204				244 N Chattanooga 74 66 1118			
Upcoming Games				91 A Notre Dame 74 100 1220				202 A North Florida 86 81 0124				264 A South Alabama 71 48 1117			
41 A Lipscomb 0209				(H 56-75)(N 76-100)(A 101-135)				Upcoming Games				288 A Northern Ariz. 82 97 1110			
				Upcoming Games				160 H NJIT 0223				295 A Western Caro. 65 77 1124			
				48 H Liberty 0127								311 N Southeast Mo. St. 71 77 1116			
												312 H North Ala. 88 91 0116			
												319 A Bethune-Cookman 79 71 1215			
												322 H Florida A&M 50 65 1106			
												337 H South Carolina St. 71 69 1201			
												343 A Kennesaw St. 90 70 0109			
												Upcoming Games			
												202 H North Florida 0220			
												250 A FGCU 0202			
												250 H FGCU 0301			
												312 A North Ala. 0226			
												343 H Kennesaw St. 0206			
												349 H Stetson 0130			
												349 A Stetson 0213			

Non-Div I Games: Middle Ga St 100 57 Fla Memorial 123 77

Average NET Win: 223

WON-LOST RECORD

ROAD RECORD

STRENGTH OF SCHEDULE

Average NET Loss: 194

DIV. I ONLY		5- 14	1- 11	234	
DIV. I NON-CONF.		3- 10	0- 8	278	

	Quadrant 1	Quadrant 2	Quadrant 3	Quadrant 4	TOTALS
OVERALL	0-0	0-2	1-7	4-5	5- 14
HOME	0-0	0-0	1-0	2-2	3- 2
AWAY	0-0	0-2	0-6	1-3	1- 11
NEUTRAL	0-0	0-0	0-1	1-0	1- 1
NON-CONFERENCE	0-0	0-1	1-5	2-4	3- 10
HOME	0-0	0-0	1-0	1-1	2- 1
AWAY	0-0	0-1	0-4	0-3	0- 8
NEUTRAL	0-0	0-0	0-1	1-0	1- 1

Q1: (H:1-30)(N:1-50)(A:1-75) 0-0 overall, 0-0 non_conference			Q2: (H:31-75)(N:51-100)(A:76-135) 0-2 overall, 0-1 non_conference			Q3: (H:76-160)(N:101-200)(A:136-240) 1-7 overall, 1-5 non_conference			Q4: (H:161+)(N:201+)(A:241+) 4-5 overall, 2-4 non_conference		
NET S Opponent Score			NET S Opponent Score			NET S Opponent Score			NET S Opponent Score		
(H 1-15)(N 1-25)(A 1-40)			(H 31-55)(N 51-75)(A 76-100)			(H 76-160)(N 101-200)(A 136-240)			(H 161-200)(N 201-240)(A 241-280)		
-----			77 A Oregon St. 59 72 1106			145 H Loyola Marymount 60 53 1222			164 H Hawaii 75 71 0119		
(H 16-30)(N 26-50)(A 41-75)			-----			148 A UC Santa Barbara 64 72 0112			168 H Pepperdine 75 71 1206		
-----			(H 56-75)(N 76-100)(A 101-135)			153 A UNLV 51 72 1113			214 H California Baptist 70 80 1129		
Upcoming Games			126 A UC Irvine 64 82 0126			167 N Abilene Christian 48 60 1124			249 A UTEP 56 68 1216		
			-----			178 A Cal St. Fullerton 61 69 0117			269 A Western Mich. 64 73 1230		
			Upcoming Games			183 A Pacific 54 74 1122			270 H CSUN 83 84 0109		
						187 A Valparaiso 73 82 1202			274 A Portland St. 64 71 1110		
						221 A Air Force 60 72 1228			298 N Elon 77 64 1123		
						-----			338 A Cal Poly 74 51 0123		
						Upcoming Games			-----		
						126 H UC Irvine 0302			Upcoming Games		
						148 H UC Santa Barbara 0214			178 H Cal St. Fullerton 0209		
						164 A Hawaii 0216			215 H Long Beach St. 0223		
						215 A Long Beach St. 0306			270 A CSUN 0227		
									300 A UC Davis 0309		
									338 H Cal Poly 0131		

Non-Div I Games: IIC Merced 63 53

Bethesda (CA) 112 47

I IFF Pacific 87 50

STRENGTH

RECORD

RECORD

OF SCHEDULE

DIV. I ONLY		5- 15	2- 8	282	
DIV. I NON-CONF.		3- 9	2- 5	234	
<hr/>					
	Quadrant 1	Quadrant 2	Quadrant 3	Quadrant 4	TOTALS
OVERALL	0-1	0-2	1-4	4-8	5- 15
HOME	0-0	0-0	0-1	2-5	2- 6
AWAY	0-1	0-2	1-3	1-2	2- 8
NEUTRAL	0-0	0-0	0-0	1-1	1- 1
NON-CONFERENCE	0-1	0-2	1-2	2-4	3- 9
HOME	0-0	0-0	0-0	0-3	0- 3
AWAY	0-1	0-2	1-2	1-0	2- 5
NEUTRAL	0-0	0-0	0-0	1-1	1- 1

[illegible]

Fairfield

Fairfield

Non-Div I Games:

Average NET Win: 292

WON-LOST
RECORD

ROAD
RECORD

STRENGTH
OF SCHEDULE

Average NET Loss: 203

DIV. I ONLY	7- 12	3- 8	327
DIV. I NON-CONF.	5- 7	2- 6	267
Quadrant 1		Quadrant 2	Quadrant 3
OVERALL	0-1	0-0	1-6
HOME	0-0	0-0	0-1
AWAY	0-1	0-0	0-5
NEUTRAL	0-0	0-0	1-0
NON-CONFERENCE	0-1	0-0	1-5
HOME	0-0	0-0	0-1
AWAY	0-1	0-0	0-4
NEUTRAL	0-0	0-0	1-0
		Quadrant 4	TOTALS
		6-5	7- 12
		2-3	2- 4
		3-2	3- 8
		1-0	2- 0
		4-1	5- 7
		1-0	1- 1
		2-1	2- 6
		1-0	2- 0

Q1: (H:1-30)(N:1-50)(A:1-75) 0-1 overall, 0-1 non_conference					Q2: (H:31-75)(N:51-100)(A:76-135) 0-0 overall, 0-0 non_conference					Q3: (H:76-160)(N:101-200)(A:136-240) 1-6 overall, 1-5 non_conference					Q4: (H:161+)(N:201+)(A:241+) 6-5 overall, 4-1 non_conference						
NET	S	Opponent	Score		NET	S	Opponent	Score		NET	S	Opponent	Score		NET	S	Opponent	Score			
(H 1-15)(N 1-25)(A 1-40)					(H 31-55)(N 51-75)(A 76-100)					(H 76-160)(N 101-200)(A 136-240)					(H 161-200)(N 201-240)(A 241-280)						
20	A	Buffalo	49	76	1124					125	H	Brown	53	78	1222	235	H	Columbia	82	76	1110
										143	A	Lehigh	72	78	1113	240	H	Canisius	72	75	0103
										154	A	Colgate	66	82	1215	247	N	LIU Brooklyn	70	53	1130
										194	N	Dartmouth	76	58	1129	258	H	Siena	66	71	0111
										210	A	Hartford	56	65	1229	261	H	Quinnipiac	78	92	0125
										211	A	Iona	77	90	0118	276	A	SFA	60	64	1120
										222	A	Army West Point	69	73	1106	316	A	Saint Peter's	63	72	0113
															336	H	Manhattan	78	63	0108	
															336	A	Manhattan	62	46	0121	
										159	A	Rider			0127	347	A	New Hampshire	58	49	1219
										159	H	Rider			0303	349	A	Stetson	79	75	1208
										240	A	Canisius			0204						

DIV. I ONLY		5- 11	4- 8	185	
DIV. I NON-CONF.		2- 5	2- 4	29	
<hr/>					
	Quadrant 1	Quadrant 2	Quadrant 3	Quadrant 4	TOTALS
OVERALL	0-1	0-2	2-3	3-5	5- 11
HOME	0-0	0-0	0-0	1-3	1- 3
AWAY	0-1	0-2	2-3	2-2	4- 8
NEUTRAL	0-0	0-0	0-0	0-0	0- 0
NON-CONFERENCE	0-1	0-1	2-2	0-1	2- 5
HOME	0-0	0-0	0-0	0-1	0- 1
AWAY	0-1	0-1	2-2	0-0	2- 4
NEUTRAL	0-0	0-0	0-0	0-0	0- 0

Q1: (H:1-30)(N:1-50)(A:1-75) 0-1 overall, 0-1 non_conference										Q2: (H:31-75)(N:51-100)(A:76-135) 0-2 overall, 0-1 non_conference										Q3: (H:76-160)(N:101-200)(A:136-240) 2-3 overall, 2-2 non_conference										Q4: (H:161+)(N:201+)(A:241+) 3-5 overall, 0-1 non_conference									
NET S Opponent Score (H 1-15)(N 1-25)(A 1-40)										NET S Opponent Score (H 31-55)(N 51-75)(A 76-100)										NET S Opponent Score																			
2 A Gonzaga 79 120 1106																				173 H Northern Colo. 53 77 0121																			
																				183 H Pacific 76 83 1115																			
																				268 A Montana St. 84 104 0126																			
																				273 H Southern Utah 88 68 0103																			
																				284 A Sacramento St. 72 70 0112																			
																				288 H Northern Ariz. 69 81 0105																			
																				305 A Eastern Wash. 55 65 1231																			
																				331 A Idaho 72 55 1229																			

Idaho State

STRENGTH

WON LOS RECORD

ROAD RECORD

STRENGTH OF SCHEDULE

DIV. I ONLY		5- 9	2- 6	332	
DIV. I NON-CONF.		3- 3	1- 3	279	
	Quadrant 1	Quadrant 2	Quadrant 3	Quadrant 4	TOTALS
OVERALL	0-1	0-1	0-1	5-6	5- 9
HOME	0-0	0-0	0-0	2-3	2- 3
AWAY	0-1	0-1	0-1	2-3	2- 6
NEUTRAL	0-0	0-0	0-0	1-0	1- 0
NON-CONFERENCE	0-1	0-0	0-1	3-1	3- 3
HOME	0-0	0-0	0-0	1-0	1- 0
AWAY	0-1	0-0	0-1	1-1	1- 3
NEUTRAL	0-0	0-0	0-0	1-0	1- 0

Q1: (H:1-30)(N:1-50)(A:1-75) 0-1 overall, 0-1 non_conference						Q2: (H:31-75)(N:51-100)(A:76-135) 0-1 overall, 0-0 non_conference						Q3: (H:76-160)(N:101-200)(A:136-240) 0-1 overall, 0-1 non_conference						Q4: (H:161+)(N:201+)(A:241+) 5-6 overall, 3-1 non_conference					
NET	S	Opponent (H 1-15)(N 1-25)(A 1-40)	Score			NET	S	Opponent (H 31-55)(N 51-75)(A 76-100)	Score			NET	S	Opponent	Score			NET	S	Opponent	Score		
32	A	Washington	41	57	1221							148	A	UC Santa Barbara	58	75	1129	173	H	Northern Colo.	65	70	1229
						----- (H 56-75)(N 76-100)(A 101-135)																	
(H 16-30)(N 26-50)(A 41-75)												Upcoming Games											
----- Upcoming Games						114 A Montana 56 87 0103						114 H Montana 0309						173 A Northern Colo. 0209					
						Upcoming Games						157 A Weber St. 0202						268 A Montana St. 70 84 0105					
												157 H Weber St. 0221						270 A CSUN 88 68 1201					
																		273 A Southern Utah 71 76 0119					
																		283 H Idaho St. 70 72 0112					
																		288 A Northern Ariz. 66 64 0117					
																		300 N UC Davis 58 55 1120					
																		305 H Eastern Wash. 92 94 0126					
																		315 A Portland 67 76 1208					
																		331 H Idaho 69 48 0124					
																		----- Upcoming Games					
																		268 H Montana St. 0307					
																		273 H Southern Utah 0214					
																		274 H Portland St. 0211					
																		274 A Portland St. 0223					
																		283 A Idaho St. 0131					
																		288 H Northern Ariz. 0216					
																		305 A Eastern Wash. 0228					
																		331 A Idaho 0302					

Non-Div I Games: Simnson (C.A)	76	52	Westcliff	89	40	Holv Names	81	56
--------------------------------	----	----	-----------	----	----	------------	----	----

Average NET Win: 261

WON-LOST

ROAD

STRENGTH

Average NET Loss: 175

RECORD

RECORD

OF SCHEDULE

DIV. I ONLY		4- 16	3- 8	289	
DIV. I NON-CONF.		2- 9	1- 5	282	
	Quadrant 1	Quadrant 2	Quadrant 3	Quadrant 4	TOTALS
OVERALL	0-2	0-1	1-7	3-6	4- 16
HOME	0-0	0-0	0-3	0-3	0- 6
AWAY	0-2	0-1	1-3	2-2	3- 8
NEUTRAL	0-0	0-0	0-1	1-1	1- 2
NON-CONFERENCE	0-2	0-1	0-3	2-3	2- 9
HOME	0-0	0-0	0-1	0-1	0- 2
AWAY	0-2	0-1	0-1	1-1	1- 5
NEUTRAL	0-0	0-0	0-1	1-1	1- 2

[illegible]

Youngstown St.

Non-Div I Games: Westminster (PA)	104	66	Heidelberg	106	83
-----------------------------------	-----	----	------------	-----	----

Average NET Win: 241 WON-LOST ROAD STRENGTH
Average NET Loss: 175 RECORD RECORD OF SCHEDULE

DIV. I ONLY	8- 13	3- 7	278
DIV. I NON-CONF.	4- 8	2- 4	245
Quadrant 1		Quadrant 2	Quadrant 3
OVERALL	0-2	0-2	2-4
HOME	0-0	0-0	0-1
AWAY	0-1	0-2	2-3
NEUTRAL	0-1	0-0	0-0
NON-CONFERENCE	0-2	0-1	1-2
HOME	0-0	0-0	0-1
AWAY	0-1	0-1	1-1
NEUTRAL	0-1	0-0	0-0
		Quadrant 4	TOTALS
		6-5	8- 13
		5-3	5- 4
		1-1	3- 7
		0-1	0- 2
		3-3	4- 8
		2-1	2- 2
		1-1	2- 4
		0-1	0- 2

Q1: (H:1-30)(N:1-50)(A:1-75) 0-2 overall, 0-2 non_conference			Q2: (H:31-75)(N:51-100)(A:76-135) 0-2 overall, 0-1 non_conference			Q3: (H:76-160)(N:101-200)(A:136-240) 2-4 overall, 1-2 non_conference			Q4: (H:161+)(N:201+)(A:241+) 6-5 overall, 3-3 non_conference		
NET S Opponent Score			NET S Opponent Score			NET S Opponent Score			NET S Opponent Score		
(H 1-15)(N 1-25)(A 1-40)			(H 31-55)(N 51-75)(A 76-100)			(H 76-160)(N 101-200)(A 136-240)			(H:161+)(N:201+)(A:241+)		
20 N Buffalo 77 96 1130			92 A Northern Ky. 60 73 0126			119 H Drake 61 75 1206			189 H IUPUI 64 57 0119		
26 A Cincinnati 63 74 1116			(H 56-75)(N 76-100)(A 101-135)			146 A Wright St. 54 56 0124			220 H Green Bay 82 92 1229		
(H 16-30)(N 26-50)(A 41-75)			120 A Boston College 53 73 1106			192 A Detroit Mercy 84 93 0112			224 H UIC 81 69 0117		
Upcoming Games			Upcoming Games			201 A FIU 83 86 1113			247 H LIU Brooklyn 92 87 1120		
						212 A Oakland 67 64 0110			269 A Western Mich. 67 66 1222		
						217 A UMKC 69 66 1213			276 N SFA 51 66 1201		
						Upcoming Games			277 H Albany (NY) 79 70 1123		
						92 H Northern Ky. 0228			285 H Youngstown St. 51 76 0105		
						146 H Wright St. 0302			290 H North Dakota 60 63 1110		
						189 A IUPUI 0222			290 A North Dakota 72 83 1209		
						220 A Green Bay 0201			291 H Cleveland St. 83 76 0103		
						224 A UIC 0224			Upcoming Games		
									192 H Detroit Mercy 0214		
									212 H Oakland 0216		
									285 A Youngstown St. 0207		
									291 A Cleveland St. 0209		

Non-Div I Games: Wis Lutheran 87 64

Average NET Win: 229

WON-LOST
RECORD

ROAD
RECORD

STRENGTH
OF SCHEDULE

Average NET Loss: 201

DIV. I ONLY		4- 14	3- 8	233
DIV. I NON-CONF.		2- 8	2- 4	289
Quadrant 1		Quadrant 2	Quadrant 3	Quadrant 4
OVERALL	0-0	0-2	2-4	2-8
HOME	0-0	0-0	0-0	1- 6
AWAY	0-0	0-2	2-4	1-2
NEUTRAL	0-0	0-0	0-0	0-0
NON-CONFERENCE	0-0	0-2	1-0	1-6
HOME	0-0	0-0	0-0	0-4
AWAY	0-0	0-2	1-0	1-2
NEUTRAL	0-0	0-0	0-0	0-0

Q1: (H:1-30)(N:1-50)(A:1-75) 0-0 overall, 0-0 non_conference			Q2: (H:31-75)(N:51-100)(A:76-135) 0-2 overall, 0-2 non_conference			Q3: (H:76-160)(N:101-200)(A:136-240) 2-4 overall, 1-0 non_conference			Q4: (H:161+)(N:201+)(A:241+) 2-8 overall, 1-6 non_conference		
NET S Opponent Score			NET S Opponent Score			NET S Opponent Score			NET S Opponent Score		
(H 1-15)(N 1-25)(A 1-40)			(H 31-55)(N 51-75)(A 76-100)			(H 76-160)(N 101-200)(A 136-240)			(H:161+)(N:201+)(A:241+)		
-----			78 A UConn 63 90 1205			143 A Lehigh 83 86 0102			170 H Princeton 79 81 1221		
(H 16-30)(N 26-50)(A 41-75)			83 A Penn 61 91 1113			154 A Colgate 47 57 0123			222 H Army West Point 63 69 0126		
-----						188 A American 84 79 0119			223 H St. Francis Brooklyn 72 84 1118		
Upcoming Games			(H 56-75)(N 76-100)(A 101-135)			193 A Holy Cross 70 77 0112			227 H Sacred Heart 62 64 1202		
			-----			199 A Fairleigh Dickinson 80 76 1125			234 H Cornell 58 63 1128		
			Upcoming Games			222 A Army West Point 69 77 0105			252 A La Salle 77 76 1110		
						-----			261 A Quinnipiac 77 88 1208		
						Upcoming Games			275 H Loyola Maryland 85 70 0109		
						143 H Lehigh 0130			293 H Navy 77 85 0116		
						154 H Colgate 0302			316 A Saint Peter's 86 93 1107		
						177 A Bucknell 0223			-----		
						236 A Boston U. 0206			Upcoming Games		
									177 H Bucknell 0202		
									188 H American 0220		
									193 H Holy Cross 0210		
									236 H Boston U. 0227		
									275 A Loyola Maryland 0217		
									293 A Navy 0213		

Non-Div I Games: Rosemont 95 54

Average NET Win: 258

WON-LOST RECORD

ROAD RECORD

STRENGTH OF SCHEDULE

Average NET Loss: 191

DIV. I ONLY	5- 13	2- 9	266		
DIV. I NON-CONF.	2- 8	1- 7	288		
	Quadrant 1	Quadrant 2	Quadrant 3	Quadrant 4	TOTALS
OVERALL	0-1	0-1	1-6	4-5	5- 13
HOME	0-0	0-0	0-2	3-2	3- 4
AWAY	0-1	0-1	1-4	1-3	2- 9
NEUTRAL	0-0	0-0	0-0	0-0	0- 0
NON-CONFERENCE	0-1	0-1	1-4	1-2	2- 8
HOME	0-0	0-0	0-1	1-0	1- 1
AWAY	0-1	0-1	1-3	0-2	1- 7
NEUTRAL	0-0	0-0	0-0	0-0	0- 0

Q1: (H:1-30)(N:1-50)(A:1-75) 0-1 overall, 0-1 non_conference			Q2: (H:31-75)(N:51-100)(A:76-135) 0-1 overall, 0-1 non_conference			Q3: (H:76-160)(N:101-200)(A:136-240) 1-6 overall, 1-4 non_conference			Q4: (H:161+)(N:201+)(A:241+) 4-5 overall, 1-2 non_conference		
NET S Opponent Score			NET S Opponent Score			NET S Opponent Score			NET S Opponent Score		
(H 1-15)(N 1-25)(A 1-40)			(H 31-55)(N 51-75)(A 76-100)			(H 76-160)(N 101-200)(A 136-240)			(H:161+)(N:201+)(A:241+)		
-----			-----			-----			-----		
(H 16-30)(N 26-50)(A 41-75)			(H 56-75)(N 76-100)(A 101-135)			(H 76-160)(N 101-200)(A 136-240)			(H:161+)(N:201+)(A:241+)		
47 A San Francisco 60 76 1219			89 A Utah 62 76 1221			114 H Montana 73 86 1229			173 H Northern Colo. 48 63 0126		
-----			-----			127 H Utah Valley 78 98 1208			268 H Montana St. 74 68 1231		
Upcoming Games			Upcoming Games			157 A Weber St. 52 77 0103			273 A Southern Utah 82 84 0112		
			114 A Montana 0304			164 A Hawaii 68 85 1118			274 H Portland St. 82 75 0119		
						184 A Omaha 76 66 1114			279 H Jacksonville 97 82 1110		
						208 A South Dakota 74 90 1112			283 A Idaho St. 81 69 0105		
						209 A Santa Clara 74 81 1201			284 H Sacramento St. 64 66 0117		
						Upcoming Games			300 A UC Davis 57 73 1129		
						157 H Weber St. 0209			332 A San Jose St. 74 79 1215		
						173 A Northern Colo. 0309			Upcoming Games		
									268 A Montana St. 0302		
									273 H Southern Utah 0128		
									274 A Portland St. 0214		
									283 H Idaho St. 0207		
									284 A Sacramento St. 0216		
									305 A Eastern Wash. 0204		
									305 H Eastern Wash. 0223		
									331 A Idaho 0202		
									331 H Idaho 0221		

Non-Div I Games:

Average NET Win: 285

WON-LOST

ROAD

STRENGTH

Average NET Loss: 154

RECORD

RECORD

OF SCHEDULE

DIV. I ONLY		6- 11	2- 9	142	
DIV. I NON-CONF.		2- 7	0- 7	7	
	Quadrant 1	Quadrant 2	Quadrant 3	Quadrant 4	TOTALS
OVERALL	0-3	0-1	0-4	6-3	6- 11
HOME	0-0	0-0	0-0	4-2	4- 2
AWAY	0-3	0-1	0-4	2-1	2- 9
NEUTRAL	0-0	0-0	0-0	0-0	0- 0
NON-CONFERENCE	0-3	0-1	0-3	2-0	2- 7
HOME	0-0	0-0	0-0	2-0	2- 0
AWAY	0-3	0-1	0-3	0-0	0- 7
NEUTRAL	0-0	0-0	0-0	0-0	0- 0

[illegible]

Saint Francis (PA)

Non-Div I Games: Franciscan	96	63	Bloomshorn	113	59
-----------------------------	----	----	------------	-----	----

Average NET Win: 293 WON-LOST ROAD STRENGTH
Average NET Loss: 185 RECORD RECORD OF SCHEDULE

DIV. I ONLY	4- 13	2- 8	279		
DIV. I NON-CONF.	2- 7	1- 6	221		
	Quadrant 1	Quadrant 2	Quadrant 3	Quadrant 4	TOTALS
OVERALL	0-2	0-1	0-4	4-6	4- 13
HOME	0-0	0-0	0-1	2-4	2- 5
AWAY	0-2	0-1	0-3	2-2	2- 8
NEUTRAL	0-0	0-0	0-0	0-0	0- 0
NON-CONFERENCE	0-2	0-1	0-2	2-2	2- 7
HOME	0-0	0-0	0-0	1-1	1- 1
AWAY	0-2	0-1	0-2	1-1	1- 6
NEUTRAL	0-0	0-0	0-0	0-0	0- 0

Q1: (H:1-30)(N:1-50)(A:1-75) 0-2 overall, 0-2 non_conference			Q2: (H:31-75)(N:51-100)(A:76-135) 0-1 overall, 0-1 non_conference			Q3: (H:76-160)(N:101-200)(A:136-240) 0-4 overall, 0-2 non_conference			Q4: (H:161+)(N:201+)(A:241+) 4-6 overall, 2-2 non_conference		
NET S Opponent Score (H 1-15)(N 1-25)(A 1-40)			NET S Opponent Score (H 31-55)(N 51-75)(A 76-100)			NET S Opponent Score (H 76-100)(N 101-200)(A 136-240)			NET S Opponent Score (H 161-200)(N 201-240)(A 241-280)		
7 A Kentucky 58 96 1114			-----			105 H South Dakota St. 74 78 0116			184 H Omaha 91 92 0110		
19 A Marquette 66 92 1218			(H 56-75)(N 76-100)(A 101-135)			196 A UTRGV 56 70 1205			208 H South Dakota 56 70 0123		
(H 16-30)(N 26-50)(A 41-75)			127 A Utah Valley 68 74 1124			198 A UNI 62 64 1222			230 H Purdue Fort Wayne 73 84 1229		
-----			-----			226 A North Dakota St. 65 67 0119			268 A Montana St. 76 81 1127		
Upcoming Games			Upcoming Games			Upcoming Games			286 A Milwaukee 63 60 1110		
			105 A South Dakota St. 0209			184 A Omaha 0203			286 H Milwaukee 83 72 1209		
						184 A Omaha 0204			292 H Western Ill. 71 65 0112		
						208 A South Dakota 0302			304 A Oral Roberts 72 83 0103		
						230 A Purdue Fort Wayne 0228			307 A Denver 80 59 0105		
									331 H Idaho 54 67 1201		
									Upcoming Games		
									226 H North Dakota St. 0206		
									292 A Western Ill. 0131		
									304 H Oral Roberts 0216		
									307 H Denver 0223		

Non-Div I Games:	Mauville St	83	66	Northland	104	48	Minn.-Morris	112	58	Concordia (NF)	89	56
------------------	-------------	----	----	-----------	-----	----	--------------	-----	----	----------------	----	----

Average NET Win: 262

WON-LOST RECORD

ROAD RECORD

STRENGTH OF SCHEDULE

Average NET Loss: 159

DIV. I ONLY		4- 16	0- 9	149	
DIV. I NON-CONF.		3- 8	0- 5	49	

	Quadrant 1	Quadrant 2	Quadrant 3	Quadrant 4	TOTALS
OVERALL	0-3	0-1	1-8	3-4	4- 16
HOME	0-0	0-0	1-4	3-3	4- 7
AWAY	0-3	0-1	0-4	0-1	0- 9
NEUTRAL	0-0	0-0	0-0	0-0	0- 0
NON-CONFERENCE	0-3	0-1	1-3	2-1	3- 8
HOME	0-0	0-0	1-2	2-1	3- 3
AWAY	0-3	0-1	0-1	0-0	0- 5
NEUTRAL	0-0	0-0	0-0	0-0	0- 0

Q1: (H:1-30)(N:1-50)(A:1-75) 0-3 overall, 0-3 non_conference			Q2: (H:31-75)(N:51-100)(A:76-135) 0-1 overall, 0-1 non_conference			Q3: (H:76-160)(N:101-200)(A:136-240) 1-8 overall, 1-3 non_conference			Q4: (H:161+)(N:201+)(A:241+) 3-4 overall, 2-1 non_conference		
NET S Opponent Score (H 1-15)(N 1-25)(A 1-40)			NET S Opponent Score (H 31-55)(N 51-75)(A 76-100)			NET S Opponent Score (H 76-160)(N 101-200)(A 136-240)			NET S Opponent Score (H 161-240)(N 201-240)(A 241-300)		
38 A Ohio St. 62 89 1123			99 A DePaul 73 83 1128			92 H Northern Ky. 76 91 0117			192 H Detroit Mercy 61 73 1230		
(H 16-30)(N 26-50)(A 41-75)			(H 56-75)(N 76-100)(A 101-135)			131 H Bowling Green 82 64 1205			212 H Oakland 77 89 1228		
63 A Toledo 67 80 1201						138 H Kent St. 79 83 1110			230 H Purdue Fort Wayne 79 82 1125		
66 A Davidson 63 83 1106						142 H Samford 60 73 1118			285 H Youngstown St. 72 62 0126		
Upcoming Games			Upcoming Games			146 H Wright St. 66 89 0119			286 A Milwaukee 76 83 0103		
			92 A Northern Ky. 0223			189 A IUPUI 74 90 0110			296 H Niagara 82 60 1219		
						200 A Illinois St. 77 88 1216			337 H South Carolina St. 84 69 1116		
						220 A Green Bay 89 90 0105			Upcoming Games		
						224 A UIC 56 73 0112			189 H IUPUI 0216		
						Upcoming Games			220 H Green Bay 0207		
						146 A Wright St. 0221			224 H UIC 0214		
						192 A Detroit Mercy 0131			285 A Youngstown St. 0302		
						212 A Oakland 0202			286 H Milwaukee 0209		

Non-Div I Games: Urhana 94 65

Notre Dame (OH) 77 56

Average NET Win: 289 WON-LOST ROAD STRENGTH
Average NET Loss: 213 RECORD RECORD OF SCHEDULE

DIV. I ONLY	6- 13	2- 10	345
DIV. I NON-CONF.	3- 8	1- 7	345
Quadrant 1		Quadrant 2	Quadrant 3
OVERALL	0-2	0-1	1-3
HOME	0-0	0-0	0-1
AWAY	0-2	0-1	1-2
NEUTRAL	0-0	0-0	0-0
NON-CONFERENCE	0-2	0-1	0-1
HOME	0-0	0-0	0-0
AWAY	0-2	0-1	0-1
NEUTRAL	0-0	0-0	0-0
		Quadrant 4	TOTALS
		5-7	6- 13
		4-2	4- 3
		1-5	2- 10
		0-0	0- 0
		3-4	3- 8
		2-1	2- 1
		1-3	1- 7
		0-0	0- 0

Q1: (H:1-30)(N:1-50)(A:1-75) 0-2 overall, 0-2 non_conference			Q2: (H:31-75)(N:51-100)(A:76-135) 0-1 overall, 0-1 non_conference			Q3: (H:76-160)(N:101-200)(A:136-240) 1-3 overall, 0-1 non_conference			Q4: (H:161+)(N:201+)(A:241+) 5-7 overall, 3-4 non_conference		
NET S Opponent Score			NET S Opponent Score			NET S Opponent Score			NET S Opponent Score		
(H 1-15)(N 1-25)(A 1-40)			(H 31-55)(N 51-75)(A 76-100)			(H 76-160)(N 101-200)(A 136-240)			(H:161+)(N:201+)(A:241+)		
24 A Nebraska 49 73 1124			-----			105 H South Dakota St. 58 *** 1228			184 H Omaha 71 80 0117		
(H 16-30)(N 26-50)(A 41-75)			(H 56-75)(N 76-100)(A 101-135)			189 A IUPUI 68 82 1215			230 H Purdue Fort Wayne 87 58 0119		
57 A Creighton 67 78 1106			121 A Northern Ill. 76 91 1217			208 A South Dakota 65 59 0126			290 A North Dakota 65 71 0112		
Upcoming Games			Upcoming Games			226 A North Dakota St. 69 85 0110			299 A Eastern Ill. 66 68 1117		
			105 A South Dakota St. 0302			Upcoming Games			299 H Eastern Ill. 67 74 1208		
						184 A Omaha 0220			304 A Oral Roberts 63 82 0105		
						230 A Purdue Fort Wayne 0207			307 H Denver 78 60 1230		
									311 A Southeast Mo. St. 70 63 1201		
									327 H SIUE 83 58 1128		
									328 A UT Martin 90 92 1121		
									348 H Chicago St. 81 52 1220		
									349 A Stetson 64 68 1205		
									Upcoming Games		
									208 H South Dakota 0216		
									226 H North Dakota St. 0202		
									290 H North Dakota 0131		
									304 H Oral Roberts 0223		
									307 A Denver 0228		

Non-Div I Games: Dominican (II)	95	56	North Park	84	56
----------------------------------	----	----	------------	----	----

Average NET Win: 252

WON-LOST RECORD

ROAD RECORD

STRENGTH OF SCHEDULE

Average NET Loss: 154

DIV. I ONLY		6- 13	2- 8	111	
DIV. I NON-CONF.		3- 8	1- 5	81	

	Quadrant 1	Quadrant 2	Quadrant 3	Quadrant 4	TOTALS
OVERALL	0-2	0-3	2-6	4-2	6- 13
HOME	0-1	0-1	1-2	3-1	4- 5
AWAY	0-1	0-2	1-4	1-1	2- 8
NEUTRAL	0-0	0-0	0-0	0-0	0- 0
NON-CONFERENCE	0-2	0-3	1-2	2-1	3- 8
HOME	0-1	0-1	0-1	2-0	2- 3
AWAY	0-1	0-2	1-1	0-1	1- 5
NEUTRAL	0-0	0-0	0-0	0-0	0- 0

Q1: (H:1-30)(N:1-50)(A:1-75) 0-2 overall, 0-2 non_conference		Q2: (H:31-75)(N:51-100)(A:76-135) 0-3 overall, 0-3 non_conference		Q3: (H:76-160)(N:101-200)(A:136-240) 2-6 overall, 1-2 non_conference		Q4: (H:161+)(N:201+)(A:241+) 4-2 overall, 2-1 non_conference	
NET S Opponent Score (H 1-15)(N 1-25)(A 1-40)		NET S Opponent Score (H 31-55)(N 51-75)(A 76-100)		NET S Opponent Score		NET S Opponent Score	
----- (H 16-30)(N 26-50)(A 41-75)		----- (H 56-75)(N 76-100)(A 101-135)		-----		-----	
22 H Maryland 57 78 1109		48 H Liberty 58 76 1128		125 H Brown 50 67 1201		193 H Holy Cross 50 48 0106	
41 A Lipscomb 81 107 1209		102 A Old Dominion 44 67 1106		143 H Lehigh 74 85 0123		236 H Boston U. 69 75 0112	
----- Upcoming Games		129 A George Mason 63 84 1221		154 H Colgate 72 66 0103		287 A Lafayette 85 77 0116	
		----- Upcoming Games		188 A American 63 71 0109		323 A Morgan St. 51 75 1120	
				193 A Holy Cross 64 69 0126		326 H Bryant 83 79 1118	
				207 A Delaware 80 65 1205		346 H Coppin St. 77 58 1114	
				222 A Army West Point 61 72 0119		----- Upcoming Games	
				234 A Cornell 50 61 1230		177 H Bucknell 0227	
				----- Upcoming Games		188 H American 0206	
				143 A Lehigh 0209		222 H Army West Point 0216	
				154 A Colgate 0223		275 H Loyola Maryland 0202	
				177 A Bucknell 0130		275 A Loyola Maryland 0220	
				236 A Boston U. 0302		287 H Lafayette 0213	

Non-Div I Games:

Average NET Win: 268

WON-LOST RECORD

ROAD RECORD

STRENGTH OF SCHEDULE

Average NET Loss: 184

DIV. I ONLY	6- 13	4- 8	249
DIV. I NON-CONF.	4- 7	2- 6	121
Quadrant 1		Quadrant 2	Quadrant 3
OVERALL	0-2	0-2	2-3
HOME	0-0	0-0	0-0
AWAY	0-2	0-2	2-2
NEUTRAL	0-0	0-0	0-1
NON-CONFERENCE	0-2	0-2	1-2
HOME	0-0	0-0	0-0
AWAY	0-2	0-2	1-1
NEUTRAL	0-0	0-0	0-1
		Quadrant 4	TOTALS
		4-6	6- 13
		1-4	1- 4
		2-2	4- 8
		1-0	1- 1
		3-1	4- 7
		1-0	1- 0
		1-1	2- 6
		1-0	1- 1

Q1: (H:1-30)(N:1-50)(A:1-75) 0-2 overall, 0-2 non_conference					Q2: (H:31-75)(N:51-100)(A:76-135) 0-2 overall, 0-2 non_conference					Q3: (H:76-160)(N:101-200)(A:136-240) 2-3 overall, 1-2 non_conference					Q4: (H:161+)(N:201+)(A:241+) 4-6 overall, 3-1 non_conference								
NET	S	Opponent	Score		NET	S	Opponent	Score		NET	S	Opponent	Score		NET	S	Opponent	Score					
(H 1-15)(N 1-25)(A 1-40)					(H 31-55)(N 51-75)(A 76-100)					(H 76-160)(N 101-200)(A 136-240)					(H 161-200)(N 201-240)(A 241-280)								
10	A	Virginia Tech	40	94	1201	77	A	Oregon St.	59	80	1229	139	N	Austin Peay	78	80	1116	218	H	UMass Lowell	86	74	1113
-----					-----					-----					-----								
(H 16-30)(N 26-50)(A 41-75)					(H 56-75)(N 76-100)(A 101-135)					(H 76-160)(N 101-200)(A 136-240)					(H 161-200)(N 201-240)(A 241-280)								
72	A	Providence	63	87	1216	109	A	Georgetown	78	85	1110	Upcoming Games					231	N	Florida A&M	89	75	1118	
-----					-----					-----					-----								
Upcoming Games					Upcoming Games					Upcoming Games					Upcoming Games								

Non-Div I Games: Pine Manor 88 59 Penn St.-Wilkes Pa 79 58

Average NET Win: 252

WON-LOST RECORD

ROAD RECORD

STRENGTH OF SCHEDULE

Average NET Loss: 131

DIV. I ONLY	4- 17	2- 10	100
DIV. I NON-CONF.	2- 10	1- 7	112
Quadrant 1		Quadrant 2	Quadrant 3
OVERALL	0-2	0-6	2-7
HOME	0-0	0-3	1-1
AWAY	0-2	0-3	1-4
NEUTRAL	0-0	0-0	0-2
NON-CONFERENCE	0-2	0-2	0-6
HOME	0-0	0-0	0-1
AWAY	0-2	0-2	0-3
NEUTRAL	0-0	0-0	0-2
		Quadrant 4	TOTALS
		2-2	4- 17
		1-1	2- 5
		1-1	2- 10
		0-0	0- 2
		2-0	2- 10
		1-0	1- 1
		1-0	1- 7
		0-0	0- 2

Q1: (H:1-30)(N:1-50)(A:1-75) 0-2 overall, 0-2 non_conference				Q2: (H:31-75)(N:51-100)(A:76-135) 0-6 overall, 0-2 non_conference				Q3: (H:76-160)(N:101-200)(A:136-240) 2-7 overall, 0-6 non_conference				Q4: (H:161+)(N:201+)(A:241+) 2-2 overall, 2-0 non_conference			
NET S Opponent Score	(H 1-15)(N 1-25)(A 1-40)			NET S Opponent Score	(H 31-55)(N 51-75)(A 76-100)			NET S Opponent Score	(H 76-160)(N 101-200)(A 136-240)			NET S Opponent Score	(H 161+)(N 201+)(A 241+)		
25 A Iowa	60	78	1218	31 H Wofford	54	74	1229	112 H Col. of Charleston	74	77	1110	244 H Chattanooga	62	73	0103
30 A NC State	67	100	1205	51 H UNC Greensboro	60	69	0117	124 N Southern Miss.	63	68	1121	279 H Jacksonville	77	65	1124
(H 16-30)(N 26-50)(A 41-75)				81 A Furman	88	90	1201	136 N Jacksonville St.	53	84	1120	318 A VMI	83	91	0119
Upcoming Games				(H 56-75)(N 76-100)(A 101-135)				142 H Samford	76	69	0105	353 A UNC Asheville	71	59	1208
31 A Wofford			0209	71 H ETSU	69	91	0126	146 A Wright St.	73	96	1107	Upcoming Games			
51 A UNC Greensboro			0221	123 A SMU	65	98	1114	176 A Mercer	80	84	0110	176 H Mercer			0214
71 A ETSU			0302	131 A Bowling Green	52	73	1221	185 A Wake Forest	64	71	1127	233 H The Citadel			0216
Upcoming Games				Upcoming Games				233 A The Citadel	94	82	0112	244 A Chattanooga			0131
								239 A High Point	59	86	1215	318 H VMI			0223
								Upcoming Games							
								81 H Furman			0207				
								142 A Samford			0202				

Non-Div I Games: Hiwassee 94 55

Average NET Win: 236 WON-LOST RECORD ROAD RECORD STRENGTH OF SCHEDULE
Average NET Loss: 261

DIV. I ONLY	10- 11	4- 6	348
DIV. I NON-CONF.	7- 6	3- 3	343
Quadrant 1		Quadrant 2	Quadrant 3
OVERALL	1-0	0-1	1-1
HOME	0-0	0-0	0-1
AWAY	1-0	0-1	1-0
NEUTRAL	0-0	0-0	0-0
NON-CONFERENCE	1-0	0-1	1-0
HOME	0-0	0-0	0-0
AWAY	1-0	0-1	1-0
NEUTRAL	0-0	0-0	0-0
		Quadrant 4	TOTALS
		8-9	10- 11
		6-4	6- 5
		2-5	4- 6
		0-0	0- 0
		5-5	7- 6
		4-3	4- 3
		1-2	3- 3
		0-0	0- 0

Q1: (H:1-30)(N:1-50)(A:1-75) 1-0 overall, 1-0 non_conference					Q2: (H:31-75)(N:51-100)(A:76-135) 0-1 overall, 0-1 non_conference					Q3: (H:76-160)(N:101-200)(A:136-240) 1-1 overall, 1-0 non_conference					Q4: (H:161+)(N:201+)(A:241+) 8-9 overall, 5-5 non_conference				
NET	S	Opponent	Score		NET	S	Opponent	Score		NET	S	Opponent	Score		NET	S	Opponent	Score	
		(H 1-15)(N 1-25)(A 1-40)					(H 31-55)(N 51-75)(A 76-100)												
		-----					-----												
		(H 16-30)(N 26-50)(A 41-75)					(H 56-75)(N 76-100)(A 101-135)												
61	A	Pittsburgh	71	70	1203	132	A	Loyola Chicago	62	75	1114	159	A	Rider					
		-----					-----												
		Upcoming Games					Upcoming Games												

Non-Div I Games:

Average NET Win: 248 WON-LOST ROAD STRENGTH
Average NET Loss: 168 RECORD RECORD OF SCHEDULE

DIV. I ONLY	6- 16	2- 10	190
DIV. I NON-CONF.	1- 12	1- 6	61
Quadrant 1		Quadrant 2	Quadrant 3
OVERALL	0-2	1-1	0-9
HOME	0-0	0-1	0-1
AWAY	0-2	1-0	0-5
NEUTRAL	0-0	0-0	0-3
NON-CONFERENCE	0-2	1-1	0-7
HOME	0-0	0-1	0-1
AWAY	0-2	1-0	0-3
NEUTRAL	0-0	0-0	0-3
		Quadrant 4	TOTALS
		5-4	6- 16
		4-1	4- 3
		1-3	2- 10
		0-0	0- 3
		0-2	1- 12
		0-1	0- 3
		0-1	1- 6
		0-0	0- 3

Q1: (H:1-30)(N:1-50)(A:1-75) 0-2 overall, 0-2 non_conference					Q2: (H:31-75)(N:51-100)(A:76-135) 1-1 overall, 1-1 non_conference					Q3: (H:76-160)(N:101-200)(A:136-240) 0-9 overall, 0-7 non_conference					Q4: (H:161+)(N:201+)(A:241+) 5-4 overall, 0-2 non_conference				
NET	S	Opponent	Score		NET	S	Opponent	Score		NET	S	Opponent	Score		NET	S	Opponent	Score	
(H 1-15)(N 1-25)(A 1-40)					(H 31-55)(N 51-75)(A 76-100)					(H 76-160)(N 101-200)(A 136-240)					(H:161+)(N:201+)(A:241+)				
7	A	Kentucky	44	90	1128	83	A	Penn	76 74 1231	101	N	West Virginia	53 71 1115	170	H	Princeton	57 60 1124		
-----					-----					-----					-----				
(H 16-30)(N 26-50)(A 41-75)					(H 56-75)(N 76-100)(A 101-135)					(H 161-200)(N 201-240)(A 241-280)					(H 281-320)(N 321-360)(A 361-400)				
46	A	Hofstra	73	75	1205	65	H	Yale	58 66 1220	143	H	Lehigh	61 85 1106	211	H	Iona	83 81 0120		
-----					-----					-----					-----				
Upcoming Games					Upcoming Games					Upcoming Games					Upcoming Games				

Non-Div I Games:

Average NET Win: 276

WON-LOST
RECORD

ROAD
RECORD

STRENGTH
OF SCHEDULE

Average NET Loss: 163

DIV. I ONLY	5- 15	4- 5	214
DIV. I NON-CONF.	2- 9	2- 2	253
Quadrant 1		Quadrant 2	Quadrant 3
OVERALL	0-1	0-3	1-7
HOME	0-1	0-2	0-2
AWAY	0-0	0-1	1-4
NEUTRAL	0-0	0-0	0-1
NON-CONFERENCE	0-1	0-1	0-4
HOME	0-1	0-1	0-1
AWAY	0-0	0-0	0-2
NEUTRAL	0-0	0-0	0-1
		Quadrant 4	TOTALS
		4-4	5- 15
		1-3	1- 8
		3-0	4- 5
		0-1	0- 2
		2-3	2- 9
		0-2	0- 5
		2-0	2- 2
		0-1	0- 2

Q1: (H:1-30)(N:1-50)(A:1-75) 0-1 overall, 0-1 non_conference			Q2: (H:31-75)(N:51-100)(A:76-135) 0-3 overall, 0-1 non_conference			Q3: (H:76-160)(N:101-200)(A:136-240) 1-7 overall, 0-4 non_conference			Q4: (H:161+)(N:201+)(A:241+) 4-4 overall, 2-3 non_conference		
NET S Opponent Score			NET S Opponent Score			NET S Opponent Score			NET S Opponent Score		
(H 1-15)(N 1-25)(A 1-40)			(H 31-55)(N 51-75)(A 76-100)			(H 76-160)(N 101-200)(A 136-240)			(H:161+)(N:201+)(A:241+)		
9 H North Carolina 67 116 1109			46 H Hofstra 71 74 0112			81 H Furman 77 98 1204			236 H Boston U. 58 65 1201		
-----			51 H UNC Greensboro 74 75 1207			115 H Northeastern 70 81 0110			240 H Canisius 91 92 1216		
(H 16-30)(N 26-50)(A 41-75)			-----			167 N Abilene Christian 56 72 1122			241 A UNCW 89 82 0126		
-----			(H 56-75)(N 76-100)(A 101-135)			183 A Pacific 57 65 1124			243 H James Madison 68 65 1230		
Upcoming Games			112 A Col. of Charleston 53 72 0124			207 A Delaware 65 77 0105			278 H Towson 60 77 1228		
46 A Hofstra 0207			-----			216 A William & Mary 76 71 0119			280 N UC Riverside 64 77 1123		
			Upcoming Games			217 A UMKC 59 95 1222			336 A Manhattan 62 56 1106		
			115 A Northeastern 0209			228 A Drexel 65 79 0103			343 A Kennesaw St. 76 67 1218		
						Upcoming Games			-----		
						112 H Col. of Charleston 0223			Upcoming Games		
									207 H Delaware 0131		
									216 H William & Mary 0216		
									228 H Drexel 0202		
									241 H UNCW 0221		
									243 A James Madison 0228		
									278 A Towson 0302		

Non-Div I Games: Milligan 98 71

Central Penn 92 59

DIV. I ONLY	11- 9	4- 6	321		
DIV. I NON-CONF.	6- 6	2- 4	328		
<hr/>					
	Quadrant 1	Quadrant 2	Quadrant 3	Quadrant 4	TOTALS
OVERALL	0-2	0-1	3-2	8-4	11- 9
HOME	0-0	0-1	1-0	4-1	5- 2
AWAY	0-2	0-0	1-2	3-2	4- 6
NEUTRAL	0-0	0-0	1-0	1-1	2- 1
NON-CONFERENCE	0-2	0-0	2-1	4-3	6- 6
HOME	0-0	0-0	0-0	2-1	2- 1
AWAY	0-2	0-0	1-1	1-1	2- 4
NEUTRAL	0-0	0-0	1-0	1-1	2- 1

Q1: (H:1-30)(N:1-50)(A:1-75) 0-2 overall, 0-2 non_conference					Q2: (H:31-75)(N:51-100)(A:76-135) 0-1 overall, 0-0 non_conference					Q3: (H:76-160)(N:101-200)(A:136-240) 3-2 overall, 2-1 non_conference					Q4: (H:161+)(N:201+)(A:241+) 8-4 overall, 4-3 non_conference														
NET S	Opponent	Score			NET S	Opponent	Score			NET S	Opponent	Score			NET S	Opponent	Score												
(H 1-15)(N 1-25)(A 1-40)					(H 31-55)(N 51-75)(A 76-100)					(H 76-160)(N 101-200)(A 136-240)					(H 161+)(N 201+)(A 241+)														
13	A Iowa St.	53	101	1221	53	H Murray St.	61	83	0117	136	A Jacksonville St.	62	69	0110	230	H Purdue Fort Wayne	60	104	1128										
-----					-----					-----					-----														
(H 16-30)(N 26-50)(A 41-75)					(H 56-75)(N 76-100)(A 101-135)																								
45	A Texas	59	71	1106	-----					Upcoming Games																			
Upcoming Games					Upcoming Games																								
53	A Murray St.			0207						136 H Jacksonville St.					0228	312 H North Ala.					81	70	1230						
73	A Belmont			0221						139 A Austin Peay					0209	327 H SIUE					84	81	0105						
																				328 H UT Martin					92	87	0103		
																				328 A UT Martin					66	64	0124		
																				334 A Tennessee Tech					67	60	0112		
																				348 A Chicago St.					72	80	1201		

																				Upcoming Games									
																				225 H Eastern Ky.							0131		
																				255 H Morehead St.							0202		
																				311 H Southeast Mo. St.							0216		
																				317 A Tennessee St.							0223		
																				327 A SIUE							0214		
																				334 H Tennessee Tech							0302		

Loss Non-Conf H - HOME A-AWAY N-NEUTRAL

Average NET Win: 289

WON-LOST RECORD

ROAD RECORD

STRENGTH OF SCHEDULE

Average NET Loss: 128

DIV. I ONLY		3- 14	0- 10	136
DIV. I NON-CONF.		2- 10	0- 7	135
Quadrant 1		Quadrant 2	Quadrant 3	Quadrant 4
OVERALL	0-4	0-3	0-6	3-1
HOME	0-0	0-1	0-2	2-0
AWAY	0-4	0-2	0-4	0-0
NEUTRAL	0-0	0-0	0-0	1-1
NON-CONFERENCE	0-4	0-2	0-3	2-1
HOME	0-0	0-1	0-1	1-0
AWAY	0-4	0-1	0-2	0-0
NEUTRAL	0-0	0-0	0-0	1-1
				TOTALS
				3- 14
				2- 3
				0- 10
				1- 1
				2- 10
				1- 2
				0- 7
				1- 1

Q1: (H:1-30)(N:1-50)(A:1-75) 0-4 overall, 0-4 non_conference		Q2: (H:31-75)(N:51-100)(A:76-135) 0-3 overall, 0-2 non_conference		Q3: (H:76-160)(N:101-200)(A:136-240) 0-6 overall, 0-3 non_conference		Q4: (H:161+)(N:201+)(A:241+) 3-1 overall, 2-1 non_conference	
NET S Opponent Score (H 1-15)(N 1-25)(A 1-40)		NET S Opponent Score (H 31-55)(N 51-75)(A 76-100)		NET S Opponent Score (H 76-100)(N 101-135)(A 136-160)		NET S Opponent Score (H 161-200)(N 201-240)(A 241-280)	
----- (H 16-30)(N 26-50)(A 41-75)		----- (H 56-75)(N 76-100)(A 101-135)		----- (H 101-135)(N 136-160)(A 161-190)		----- (H 201-240)(N 241-280)(A 281-320)	
42 A Indiana 62 76 1123		47 H San Francisco 42 76 1106		100 H San Diego 57 76 1109		242 N A&M-Corpus Christi 57 54 1117	
67 A Arizona 68 70 1222				145 A Loyola Marymount 59 77 1228		284 N Sacramento St. 55 58 1120	
69 A Arkansas 58 81 1112				148 H UC Santa Barbara 58 69 0117		288 H Northern Ariz. 73 57 1129	
75 A Southern California 55 73 1230		121 A Northern Ill. 62 71 1205		164 A Hawaii 60 80 0126		338 H Cal Poly 75 63 0119	
----- Upcoming Games		126 A UC Irvine 69 71 0110		191 A UT Arlington 59 68 1118		----- Upcoming Games	
		----- Upcoming Games		215 A Long Beach St. 77 82 0112		164 H Hawaii 0307	
				----- Upcoming Games		178 H Cal St. Fullerton 0302	
				126 H UC Irvine 0228		215 H Long Beach St. 0216	
				148 A UC Santa Barbara 0209		270 H CSUN 0213	
				178 A Cal St. Fullerton 0221		270 A CSUN 0223	
						280 H UC Riverside 0309	
						338 A Cal Poly 0207	

Non-Div I Games: Holy Names 90 60 William Jessup 83 65

Average NET Win: 313

WON-LOST
RECORD

ROAD
RECORD

STRENGTH
OF SCHEDULE

Average NET Loss: 173

DIV. I ONLY	6- 12	4- 7	317
DIV. I NON-CONF.	2- 9	1- 6	262
Quadrant 1		Quadrant 2	Quadrant 3
OVERALL	0-4	0-0	0-1
HOME	0-0	0-0	0-0
AWAY	0-3	0-0	0-1
NEUTRAL	0-1	0-0	0-0
NON-CONFERENCE	0-4	0-0	0-1
HOME	0-0	0-0	0-0
AWAY	0-3	0-0	0-1
NEUTRAL	0-1	0-0	0-0
		Quadrant 4	TOTALS
		6-7	6- 12
		2-4	2- 4
		4-3	4- 7
		0-0	0- 1
		2-4	2- 9
		1-2	1- 2
		1-2	1- 6
		0-0	0- 1

Q1: (H:1-30)(N:1-50)(A:1-75) 0-4 overall, 0-4 non_conference			Q2: (H:31-75)(N:51-100)(A:76-135) 0-0 overall, 0-0 non_conference			Q3: (H:76-160)(N:101-200)(A:136-240) 0-1 overall, 0-1 non_conference			Q4: (H:161+)(N:201+)(A:241+) 6-7 overall, 2-4 non_conference		
NET S Opponent Score			NET S Opponent Score			NET S Opponent Score			NET S Opponent Score		
(H 1-15)(N 1-25)(A 1-40)			(H 31-55)(N 51-75)(A 76-100)			(H 76-160)(N 101-200)(A 136-240)			(H:161+)(N:201+)(A:241+)		
16 A LSU 63 94 1106			-----			219 A Bradley 60 63 1222			167 H Abilene Christian 72 75 0112		
18 A Texas Tech 40 59 1113			(H 56-75)(N 76-100)(A 101-135)			Upcoming Games			181 H Louisiana 72 73 1229		
24 A Nebraska 35 87 1111			-----			167 A Abilene Christian 0223			214 H California Baptist 52 73 1217		
(H 16-30)(N 26-50)(A 41-75)			Upcoming Games						263 H Central Ark. 71 73 0105		
36 N Ole Miss 47 69 1212									272 H Lamar University 76 69 0116		
Upcoming Games									276 A SFA 60 65 0102		
									302 A Houston Baptist 70 67 0123		
									303 A Tulane 62 61 1201		
									308 A Grambling 68 69 1219		
									313 A McNeese 74 71 0119		
									339 A Northwestern St. 69 53 0126		
									349 H Stetson 69 57 1117		
									350 A Mississippi Val. 59 69 1120		

									Upcoming Games		
									186 H Sam Houston St. 0130		
									242 A A&M-Corpus Christi 0206		
									263 A Central Ark. 0209		
									265 A New Orleans 0220		
									265 H New Orleans 0306		
									309 H Nicholls St. 0202		
									309 A Nicholls St. 0309		
									313 H McNeese 0216		
									339 H Northwestern St. 0302		
									340 H Incarnate Word 0213		

Non-Div I Games: William Carev	78	57	Louisiana Col	86	71
--------------------------------	----	----	---------------	----	----

Average NET Win: 234

WON-LOST RECORD

ROAD RECORD

STRENGTH OF SCHEDULE

Average NET Loss: 171

DIV. I ONLY	3- 13	1- 10	176
DIV. I NON-CONF.	2- 7	1- 6	48
Quadrant 1		Quadrant 2	Quadrant 3
OVERALL	0-2	0-3	1-3
HOME	0-0	0-0	0-1
AWAY	0-2	0-3	1-2
NEUTRAL	0-0	0-0	0-0
NON-CONFERENCE	0-2	0-3	1-2
HOME	0-0	0-0	0-1
AWAY	0-2	0-3	1-1
NEUTRAL	0-0	0-0	0-0
		Quadrant 4	TOTALS
		2-5	3- 13
		2-2	2- 3
		0-3	1- 10
		0-0	0- 0
		1-0	2- 7
		1-0	1- 1
		0-0	1- 6
		0-0	0- 0

Q1: (H:1-30)(N:1-50)(A:1-75) 0-2 overall, 0-2 non_conference					Q2: (H:31-75)(N:51-100)(A:76-135) 0-3 overall, 0-3 non_conference					Q3: (H:76-160)(N:101-200)(A:136-240) 1-3 overall, 1-2 non_conference					Q4: (H:161+)(N:201+)(A:241+) 2-5 overall, 1-0 non_conference								
NET	S	Opponent	Score		NET	S	Opponent	Score		NET	S	Opponent	Score		NET	S	Opponent	Score					
(H 1-15)(N 1-25)(A 1-40)					(H 31-55)(N 51-75)(A 76-100)					(H 76-160)(N 101-200)(A 136-240)					(H:161+)(N:201+)(A:241+)								
14	A	Wisconsin	59	96	1117	94	A	Texas St.	80	90	1208	142	A	Samford	61	85	1217	186	H	Sam Houston St.	65	71	0119
-----					-----					-----					-----								
(H 16-30)(N 26-50)(A 41-75)					(H 56-75)(N 76-100)(A 101-135)																		
67	A	Arizona	60	90	1107	103	A	Miami (FL)	73	80	1219	150	H	UTSA	82	86	1126	245	H	Fordham	75	72	1110
-----					-----					-----					-----								
Upcoming Games					Upcoming Games					Upcoming Games					Upcoming Games								

Non-Div I Games: Arlington Baptist 107 70

Dallas Christian 143 92

STRENGTH

RECORD

RECORD

OF SCHEDULE

DIV. I ONLY	4- 15	0- 5	84		
DIV. I NON-CONF.	4- 8	0- 1	231		

	Quadrant 1	Quadrant 2	Quadrant 3	Quadrant 4	TOTALS
OVERALL	0-1	0-6	1-4	3-4	4- 15
HOME	0-0	0-3	0-2	3-1	3- 6
AWAY	0-1	0-3	0-0	0-1	0- 5
NEUTRAL	0-0	0-0	1-2	0-2	1- 4
NON-CONFERENCE	0-0	0-1	1-3	3-4	4- 8
HOME	0-0	0-1	0-1	3-1	3- 3
AWAY	0-0	0-0	0-0	0-1	0- 1
NEUTRAL	0-0	0-0	1-2	0-2	1- 4

Q1: (H:1-30)(N:1-50)(A:1-75) 0-1 overall, 0-0 non_conference					Q2: (H:31-75)(N:51-100)(A:76-135) 0-6 overall, 0-1 non_conference					Q3: (H:76-160)(N:101-200)(A:136-240) 1-4 overall, 1-3 non_conference					Q4: (H:161+)(N:201+)(A:241+) 3-4 overall, 3-4 non_conference										
NET	S	Opponent	Score		NET	S	Opponent	Score		NET	S	Opponent	Score		NET	S	Opponent	Score							
(H 1-15)(N 1-25)(A 1-40)					(H 31-55)(N 51-75)(A 76-100)					(H 76-160)(N 101-200)(A 136-240)					(H 161+)(N 201+)(A 241+)										
26	A	Cincinnati	61	93	0102	34	H	UCF	50	75	0123	105	N	South Dakota St.	84	80	1119	166	H	Coastal Caro.	81	76	1113		
-----					35	H	Florida St.	69	80	1111	123	H	SMU	65	74	0104	229	H	Texas Southern	77	70	1217			
(H 16-30)(N 26-50)(A 41-75)					78	A	UConn	71	87	0119	126	N	UC Irvine	55	67	1120	264	A	South Alabama	60	81	1208			
-----					82	A	South Fla.	48	66	0109	130	H	Georgia St.	76	80	1128	278	N	Towson	55	73	1221			
Upcoming Games					(H 56-75)(N 76-100)(A 101-135)					-----					301	H	Southeastern La.	61	62	1201					
8	H	Houston			0217	64	H	Memphis	79	83	0113	82	H	South Fla.			0306	328	H	UT Martin	87	74	1205		
56	A	Temple			0303	123	A	SMU	75	85	0126	104	H	Tulsa			0214	344	N	Alabama A&M	59	67	1222		
64	A	Memphis			0220	-----					Upcoming Games					-----									
					56	H	Temple			0202						Upcoming Games									
					104	A	Tulsa			0228															
					135	A	Wichita St.			0209															

Non-Div I Games:

Average NET Win: 238

WON-LOST RECORD

ROAD RECORD

STRENGTH OF SCHEDULE

Average NET Loss: 161

DIV. I ONLY	6- 15	2- 10	269
DIV. I NON-CONF.	2- 11	1- 7	238
Quadrant 1		Quadrant 2	Quadrant 3
OVERALL	0-1	0-5	2-5
HOME	0-0	0-0	0-1
AWAY	0-1	0-5	2-3
NEUTRAL	0-0	0-0	0-1
NON-CONFERENCE	0-1	0-4	1-4
HOME	0-0	0-0	0-1
AWAY	0-1	0-4	1-2
NEUTRAL	0-0	0-0	0-1
		Quadrant 4	TOTALS
		4-4	6- 15
		3-3	3- 4
		0-1	2- 10
		1-0	1- 1
		1-2	2- 11
		0-2	0- 3
		0-0	1- 7
		1-0	1- 1

Q1: (H:1-30)(N:1-50)(A:1-75) 0-1 overall, 0-1 non_conference				Q2: (H:31-75)(N:51-100)(A:76-135) 0-5 overall, 0-4 non_conference				Q3: (H:76-160)(N:101-200)(A:136-240) 2-5 overall, 1-4 non_conference				Q4: (H:161+)(N:201+)(A:241+) 4-4 overall, 1-2 non_conference			
NET S Opponent Score				NET S Opponent Score				NET S Opponent Score				NET S Opponent Score			
(H 1-15)(N 1-25)(A 1-40)				(H 31-55)(N 51-75)(A 76-100)				(H 76-160)(N 101-200)(A 136-240)				(H:161+)(N:201+)(A:241+)			
28 A TCU 62 79 1111				79 A Missouri 64 80 1207				104 H Tulsa 59 69 1222				208 H South Dakota 77 74 0117			
(H 16-30)(N 26-50)(A 41-75)				(H 56-75)(N 76-100)(A 101-135)				121 N Northern Ill. 66 87 1123				214 H California Baptist 69 70 1113			
Upcoming Games				105 A South Dakota St. 65 84 0112				163 A Missouri St. 50 84 1106				226 H North Dakota St. 57 67 0126			
				111 A BYU 65 85 1115				184 A Omaha 87 84 1230				243 N James Madison 78 69 1125			
				123 A SMU 67 79 1202				212 A Oakland 76 87 1124				250 H FGCU 76 96 1205			
				135 A Wichita St. 63 84 1219				213 A Richmond 59 52 1215				290 H North Dakota 83 72 0103			
				Upcoming Games				230 A Purdue Fort Wayne 69 94 0110				292 H Western Ill. 82 63 0105			
								Upcoming Games				307 A Denver 58 74 0120			
								105 H South Dakota St. 0131				Upcoming Games			
								208 A South Dakota 0210				184 H Omaha 0228			
								226 A North Dakota St. 0214				230 H Purdue Fort Wayne 0202			
												290 A North Dakota 0216			
												292 A Western Ill. 0223			
												307 H Denver 0207			

Non-Div I Games: Ecclesia 109 72

Southwestern (KS) 79 62

Average NET Win: 233

WON-LOST

ROAD

STRENGTH

Average NET Loss: 152

RECORD

RECORD

OF SCHEDULE

DIV. I ONLY		5- 13	1- 10	164	
DIV. I NON-CONF.		1- 9	0- 7	63	
	Quadrant 1	Quadrant 2	Quadrant 3	Quadrant 4	TOTALS
OVERALL	0-4	0-1	1-5	4-3	5- 13
HOME	0-0	0-0	1-2	3-1	4- 3
AWAY	0-4	0-1	0-3	1-2	1- 10
NEUTRAL	0-0	0-0	0-0	0-0	0- 0
NON-CONFERENCE	0-4	0-1	0-3	1-1	1- 9
HOME	0-0	0-0	0-1	1-1	1- 2
AWAY	0-4	0-1	0-2	0-0	0- 7
NEUTRAL	0-0	0-0	0-0	0-0	0- 0

[illegible]E
a
s
t
e
r
n
W
a
s
hE
a
s
t
e
r
n
W
a
s
h

Non-Div I Games: Corhan	92	73
-------------------------	----	----

Average NET Win: 223 WON-LOST ROAD STRENGTH
Average NET Loss: 97 RECORD RECORD OF SCHEDULE

DIV. I ONLY	3- 16	0- 8	36
DIV. I NON-CONF.	1- 10	0- 4	4
Quadrant 1		Quadrant 2	Quadrant 3
OVERALL	0-5	0-7	1-2
HOME	0-0	0-2	1-0
AWAY	0-2	0-5	0-1
NEUTRAL	0-3	0-0	0-1
NON-CONFERENCE	0-5	0-4	0-1
HOME	0-0	0-2	0-0
AWAY	0-2	0-2	0-0
NEUTRAL	0-3	0-0	0-1
		Quadrant 4	TOTALS
		2-2	3- 16
		2-2	3- 4
		0-0	0- 8
		0-0	0- 4
		1-0	1- 10
		1-0	1- 2
		0-0	0- 4
		0-0	0- 4

Q1: (H:1-30)(N:1-50)(A:1-75) 0-5 overall, 0-5 non_conference				Q2: (H:31-75)(N:51-100)(A:76-135) 0-7 overall, 0-4 non_conference				Q3: (H:76-160)(N:101-200)(A:136-240) 1-2 overall, 0-1 non_conference				Q4: (H:161+)(N:201+)(A:241+) 2-2 overall, 1-0 non_conference			
NET S Opponent Score				NET S Opponent Score				NET S Opponent Score				NET S Opponent Score			
(H 1-15)(N 1-25)(A 1-40)				(H 31-55)(N 51-75)(A 76-100)				(H 76-160)(N 101-200)(A 136-240)				(H:161+)(N:201+)(A:241+)			
1 N Virginia	52	74	1121	41 H Lipscomb	74	84	1201	118 N Stanford	54	67	1123	175 H Fla. Atlantic	56	63	0105
				53 H Murray St.	42	64	1208	150 H UTSA	89	86	0117	201 H FIU	76	83	0103
				93 A Vanderbilt	51	79	1205	205 A Rice	68	79	0124	249 H UTEP	75	72	0119
				97 A North Texas	53	70	0126					271 H Charleston So.	76	73	1116
								Upcoming Games							
								102 H Old Dominion			0209	Upcoming Games			
36 N Ole Miss	56	74	1221					134 H UAB			0130				
50 N Butler	53	84	1122					140 A Marshall			0216	254 H Charlotte			0207
63 A Toledo	62	84	1215												
73 A Belmont	73	92	1112												
Upcoming Games															
				107 A Louisiana Tech	56	73	0112								
				117 A Rhode Island	60	72	1230								
				124 A Southern Miss.	70	77	0110								
				Upcoming Games											
				128 A Western Ky.			0214								
				134 A UAB			0202								

M
i
d
d
l
e
T
e
n
n
.

M
i
d
d
l
e
T
e
n
n
.

Non-Div I Games: Milligan	102	70	Lees-McRae	91	69
---------------------------	-----	----	------------	----	----

Average NET Win: 285 WON-LOST RECORD ROAD RECORD STRENGTH OF SCHEDULE
Average NET Loss: 174

DIV. I ONLY	6- 15	1- 10	209
DIV. I NON-CONF.	4- 9	1- 6	138
Quadrant 1		Quadrant 2	Quadrant 3
OVERALL	0-2	0-3	0-4
HOME	0-0	0-0	0-0
AWAY	0-2	0-3	0-4
NEUTRAL	0-0	0-0	0-0
NON-CONFERENCE	0-2	0-2	0-2
HOME	0-0	0-0	0-0
AWAY	0-2	0-2	0-2
NEUTRAL	0-0	0-0	0-0
		Quadrant 4	TOTALS
		6-6	6- 15
		4-4	4- 4
		1-1	1- 10
		1-1	1- 1
		4-3	4- 9
		2-2	2- 2
		1-0	1- 6
		1-1	1- 1

Q1: (H:1-30)(N:1-50)(A:1-75) 0-2 overall, 0-2 non_conference						Q2: (H:31-75)(N:51-100)(A:76-135) 0-3 overall, 0-2 non_conference						Q3: (H:76-160)(N:101-200)(A:136-240) 0-4 overall, 0-2 non_conference						Q4: (H:161+)(N:201+)(A:241+) 6-6 overall, 4-3 non_conference								
NET	S	Opponent	Score			NET	S	Opponent	Score			NET	S	Opponent	Score			NET	S	Opponent	Score					
(H 1-15)(N 1-25)(A 1-40)						(H 31-55)(N 51-75)(A 76-100)						(H 76-160)(N 101-200)(A 136-240)						(H:161+)(N:201+)(A:241+)								
2	A	Gonzaga	40	101	1221												167	H	Abilene Christian	61	67	1115				
33	A	Kansas St.	56	64	1112												173	H	Northern Colo.	72	88	1128				
-----						(H 56-75)(N 76-100)(A 101-135)						-----						-----								
(H 16-30)(N 26-50)(A 41-75)																	208	H	South Dakota	70	71	0102				
-----						105	A	South Dakota St.	66	78	0110	Upcoming Games						226	H	North Dakota St.	80	65	0116			
Upcoming Games						126	A	UC Irvine	52	86	1215							260	N	Longwood	64	62	1124			
						127	A	Utah Valley	75	98	1201							268	H	Montana St.	76	64	1218			
						-----						105	H	South Dakota St.		0203		281	N	Fairfield	85	86	1125			
						Upcoming Games						208	A	South Dakota		0220		290	H	North Dakota	59	80	0105			
												226	A	North Dakota St.		0209		292	A	Western Ill.	60	78	1230			
																					304	H	Oral Roberts	74	58	0120
																					314	A	Wyoming	90	87	1211
																					335	H	Maine	63	50	1106

																		Upcoming Games								
																		184	H	Omaha				0302		
																		230	H	Purdue Fort Wayne				0214		
																		290	A	North Dakota				0223		
																		292	H	Western Ill.				0228		
																		304	A	Oral Roberts				0207		

Non-Div I Games: Western St 93 69

STRENGTH

STRENGTH OF SCHEDULE

DIV. I ONLY		6- 11	3- 9	334	
DIV. I NON-CONF.		3- 7	2- 6	133	
	Quadrant 1	Quadrant 2	Quadrant 3	Quadrant 4	TOTALS
OVERALL	0-3	0-1	1-3	5-4	6- 11
HOME	0-0	0-0	0-0	3-1	3- 1
AWAY	0-3	0-1	1-2	2-3	3- 9
NEUTRAL	0-0	0-0	0-1	0-0	0- 1
NON-CONFERENCE	0-3	0-1	0-2	3-1	3- 7
HOME	0-0	0-0	0-0	1-0	1- 0
AWAY	0-3	0-1	0-1	2-1	2- 6
NEUTRAL	0-0	0-0	0-1	0-0	0- 1

Q1: (H:1-30)(N:1-50)(A:1-75) 0-3 overall, 0-3 non_conference					Q2: (H:31-75)(N:51-100)(A:76-135) 0-1 overall, 0-1 non_conference					Q3: (H:76-160)(N:101-200)(A:136-240) 1-3 overall, 0-2 non_conference					Q4: (H:161+)(N:201+)(A:241+) 5-4 overall, 3-1 non_conference				
NET	S	Opponent (H 1-15)(N 1-25)(A 1-40)	Score		NET	S	Opponent (H 31-55)(N 51-75)(A 76-100)	Score		NET	S	Opponent	Score		NET	S	Opponent	Score	
14	A	Wisconsin	53	84	1222					151	A	La.-Monroe	67	72	1211	296	A	Niagara	74 68 1123
16	A	LSU	57	78	1201					189	N	IUPUI	69	80	1124	301	H	Southeastern La.	69 68 1219
34	A	UCF	45	70	1208					229	A	Texas Southern	88	87	0119	310	A	Alabama St.	53 74 0105
----- (H 16-30)(N 26-50)(A 41-75)					(H 56-75)(N 76-100)(A 101-135)					----- Upcoming Games					314 A Wyoming 78 86 1114				
----- Upcoming Games					132 A Loyola Chicago 64 80 1116					----- Upcoming Games					315 A Portland 70 58 1215				
															320 H Jackson St. 63 65 0126				
															342 H Southern U. 69 63 0112				
															344 A Alabama A&M 60 65 0107				
															345 H Alcorn 77 42 0114				
															----- Upcoming Games				
															229 H Texas Southern 0216				
															238 H Prairie View 0218				
															310 H Alabama St. 0307				
															320 A Jackson St. 0223				
															321 H Ark.-Pine Bluff 0202				
															321 A Ark.-Pine Bluff 0302				
															342 A Southern U. 0209				
															344 H Alabama A&M 0309				
															345 A Alcorn 0211				
															350 H Mississippi Val. 0204				
															350 A Mississippi Val. 0304				

Non-Div I Games:	Jarvis Christian	105	68	Centenary (I A)	81	57	Champion Chris	99	58
------------------	------------------	-----	----	-----------------	----	----	----------------	----	----

Average NET Win: 307 WON-LOST RECORD ROAD RECORD STRENGTH OF SCHEDULE
 Average NET Loss: 184

DIV. I ONLY	6- 10	2- 10	346
DIV. I NON-CONF.	3- 6	1- 6	247
<hr/>			
	Quadrant 1	Quadrant 2	Quadrant 3
OVERALL	0-3	0-0	0-3
HOME	0-0	0-0	0-0
AWAY	0-3	0-0	0-3
NEUTRAL	0-0	0-0	0-0
NON-CONFERENCE	0-3	0-0	0-3
HOME	0-0	0-0	0-0
AWAY	0-3	0-0	0-3
NEUTRAL	0-0	0-0	0-0
			Quadrant 4
			6-4
			2-0
			2-4
			2-0
			3-0
			0-0
			1-0
			2-0
			TOTALS
			6- 10
			2- 0
			2- 10
			2- 0
			3- 6
			0- 0
			1- 6
			2- 0

Q1: (H:1-30)(N:1-50)(A:1-75) 0-3 overall, 0-3 non_conference				Q2: (H:31-75)(N:51-100)(A:76-135) 0-0 overall, 0-0 non_conference				Q3: (H:76-160)(N:101-200)(A:136-240) 0-3 overall, 0-3 non_conference				Q4: (H:161+)(N:201+)(A:241+) 6-4 overall, 3-0 non_conference			
NET S Opponent Score				NET S Opponent Score				NET S Opponent Score				NET S Opponent Score			
(H 1-15)(N 1-25)(A 1-40)				(H 31-55)(N 51-75)(A 76-100)				(H 76-160)(N 101-200)(A 136-240)				(H:161+)(N:201+)(A:241+)			
11 A Louisville 72 85 1108				-----				151 A La.-Monroe 68 95 1218				242 A A&M-Corpus Christi 73 75 0123			
36 A Ole Miss 55 75 1120				(H 56-75)(N 76-100)(A 101-135)				203 A Washington St. 72 89 1111				263 A Central Ark. 68 74 0119			
-----				-----				236 A Boston U. 63 75 1215				269 N Western Mich. 62 61 1124			
(H 16-30)(N 26-50)(A 41-75)				Upcoming Games				Upcoming Games				276 H SFA 78 73 0109			
44 A Baylor 54 81 1116				-----				186 A Sam Houston St. 0220				302 H Houston Baptist 77 76 0112			
Upcoming Games												313 A McNeese 75 86 0116			
												324 N N.C. Central 77 63 1123			
												331 A Idaho 83 80 1113			
												339 A Northwestern St. 78 72 0102			
												340 A Incarnate Word 58 65 0105			
												Upcoming Games			
												167 H Abilene Christian 0213			
												263 H Central Ark. 0223			
												265 A New Orleans 0209			
												265 H New Orleans 0302			
												272 H Lamar University 0130			
												301 A Southeastern La. 0202			
												301 H Southeastern La. 0309			
												302 A Houston Baptist 0216			
												313 H McNeese 0227			
												339 H Northwestern St. 0306			

Non-Div I Games: Mississinni Col 86 58 Spring Hill 85 65 Mobile 84 67 Camp Harrodsburg 88 63

Average NET Win: 333 WON-LOST RECORD ROAD RECORD STRENGTH OF SCHEDULE
 Average NET Loss: 128

DIV. I ONLY		5- 10	2- 8	230	
DIV. I NON-CONF.		0- 9	0- 7	12	
Quadrant 1		Quadrant 2	Quadrant 3	Quadrant 4	TOTALS
OVERALL	0-4	0-1	0-3	5-2	5- 10
HOME	0-0	0-0	0-0	3-0	3- 0
AWAY	0-3	0-1	0-3	2-1	2- 8
NEUTRAL	0-1	0-0	0-0	0-1	0- 2
NON-CONFERENCE	0-4	0-1	0-3	0-1	0- 9
HOME	0-0	0-0	0-0	0-0	0- 0
AWAY	0-3	0-1	0-3	0-0	0- 7
NEUTRAL	0-1	0-0	0-0	0-1	0- 2

Q1: (H:1-30)(N:1-50)(A:1-75) 0-4 overall, 0-4 non_conference				Q2: (H:31-75)(N:51-100)(A:76-135) 0-1 overall, 0-1 non_conference				Q3: (H:76-160)(N:101-200)(A:136-240) 0-3 overall, 0-3 non_conference				Q4: (H:161+)(N:201+)(A:241+) 5-2 overall, 0-1 non_conference			
NET	S	Opponent	Score	NET	S	Opponent	Score	NET	S	Opponent	Score	NET	S	Opponent	Score
		(H 1-15)(N 1-25)(A 1-40)				(H 31-55)(N 51-75)(A 76-100)				(H 76-160)(N 101-200)(A 136-240)				(H:161+)(N:201+)(A:241+)	
13	A	Iowa St.	53 79 1106					141	A	Akron	54 86 1128	256	N	Campbell	69 70 1222
25	A	Iowa	78 105 1121					147	A	Boise St.	57 67 1212	308	H	Grambling	74 53 0105
40	A	Utah St.	48 86 1215					186	A	Sam Houston St.	57 78 1218	320	H	Jackson St.	59 57 0107
		(H 16-30)(N 26-50)(A 41-75)				(H 56-75)(N 76-100)(A 101-135)				Upcoming Games		321	A	Ark.-Pine Bluff	71 82 0112
48	N	Liberty	55 73 1221	105	A	South Dakota St.	61 78 1108	229	A	Texas Southern	0202	344	A	Alabama A&M	72 54 0119
		Upcoming Games				Upcoming Games		238	A	Prairie View	0204	345	H	Alcorn	74 59 0126
												350	A	Mississippi Val.	81 79 0114
														Upcoming Games	
												229	H	Texas Southern	0302
												238	H	Prairie View	0304
												308	A	Grambling	0307
												320	A	Jackson St.	0309
												321	H	Ark.-Pine Bluff	0209
												342	H	Southern U.	0128
												342	A	Southern U.	0225
												344	H	Alabama A&M	0216
												345	A	Alcorn	0223
												350	H	Mississippi Val.	0211

Non-Div I Games: Birmingham-Sn 86 44 LaGrange 97 63

Average NET Win: 300

WON-LOST RECORD

ROAD RECORD

STRENGTH OF SCHEDULE

Average NET Loss: 198

DIV. I ONLY	5- 14	1- 8	310
DIV. I NON-CONF.	3- 8	1- 5	274
Quadrant 1		Quadrant 2	Quadrant 3
OVERALL	0-1	0-2	0-5
HOME	0-0	0-1	0-2
AWAY	0-1	0-1	0-3
NEUTRAL	0-0	0-0	0-0
NON-CONFERENCE	0-1	0-1	0-3
HOME	0-0	0-0	0-1
AWAY	0-1	0-1	0-2
NEUTRAL	0-0	0-0	0-0
		Quadrant 4	TOTALS
		5-6	5- 14
		2-3	2- 6
		1-3	1- 8
		2-0	2- 0
		3-3	3- 8
		0-2	0- 3
		1-1	1- 5
		2-0	2- 0

Q1: (H:1-30)(N:1-50)(A:1-75) 0-1 overall, 0-1 non_conference				Q2: (H:31-75)(N:51-100)(A:76-135) 0-2 overall, 0-1 non_conference				Q3: (H:76-160)(N:101-200)(A:136-240) 0-5 overall, 0-3 non_conference				Q4: (H:161+)(N:201+)(A:241+) 5-6 overall, 3-3 non_conference			
NET S Opponent Score				NET S Opponent Score				NET S Opponent Score				NET S Opponent Score			
(H 1-15)(N 1-25)(A 1-40)				(H 31-55)(N 51-75)(A 76-100)				(H 76-160)(N 101-200)(A 136-240)				(H:161+)(N:201+)(A:241+)			
35 A Florida St. 68 85 1217				53 H Murray St. 67 85 0112				139 H Austin Peay 60 78 0110				167 H Abilene Christian 68 70 1221			
				84 A Saint Louis 65 75 1106				155 H Southern Ill. 73 83 1208				244 N Chattanooga 63 42 1117			
								219 A Bradley 57 68 1110				255 A Morehead St. 69 73 0117			
								225 A Eastern Ky. 83 85 0119				264 A South Alabama 58 79 1119			
								233 A The Citadel 74 86 1215				279 N Jacksonville 77 71 1116			
												292 H Western Ill. 63 70 1201			
								Upcoming Games				299 H Eastern Ill. 64 59 0126			
								136 H Jacksonville St. 0209				327 A SIUE 88 94 0103			
								139 A Austin Peay 0221				327 H SIUE 86 87 0124			
												328 H UT Martin 74 69 0105			
												350 A Mississippi Val. 77 57 1204			
												Upcoming Games			
												299 A Eastern Ill. 0216			
												317 A Tennessee St. 0202			
												317 H Tennessee St. 0228			
												328 A UT Martin 0214			
												334 H Tennessee Tech 0207			

Non-Div I Games: Quincy 102 66

Missouri S&T 72 69

Average NET Win: 276

WON-LOST
RECORD

ROAD
RECORD

STRENGTH
OF SCHEDULE

Average NET Loss: 134

DIV. I ONLY		5- 14	1- 13	115	
DIV. I NON-CONF.		0- 12	0- 11	15	
<hr/>					
	Quadrant 1	Quadrant 2	Quadrant 3	Quadrant 4	TOTALS
OVERALL	0-5	0-2	1-5	4-2	5- 14
HOME	0-0	0-0	1-1	3-0	4- 1
AWAY	0-5	0-2	0-4	1-2	1- 13
NEUTRAL	0-0	0-0	0-0	0-0	0- 0
NON-CONFERENCE	0-4	0-2	0-4	0-2	0- 12
HOME	0-0	0-0	0-1	0-0	0- 1
AWAY	0-4	0-2	0-3	0-2	0- 11
NEUTRAL	0-0	0-0	0-0	0-0	0- 0

Q1: (H:1-30)(N:1-50)(A:1-75) 0-5 overall, 0-4 non_conference					Q2: (H:31-75)(N:51-100)(A:76-135) 0-2 overall, 0-2 non_conference					Q3: (H:76-160)(N:101-200)(A:136-240) 1-5 overall, 0-4 non_conference					Q4: (H:161+)(N:201+)(A:241+) 4-2 overall, 0-2 non_conference								
NET	S	Opponent	Score		NET	S	Opponent	Score		NET	S	Opponent	Score		NET	S	Opponent	Score					
(H 1-15)(N 1-25)(A 1-40)					(H 31-55)(N 51-75)(A 76-100)					(H 76-160)(N 101-200)(A 136-240)					(H 161-300)(N 201-300)(A 241-300)								
2	A	Gonzaga	51	96	1228	84	A	Saint Louis	58	69	1113	136	H	Jacksonville St.	65	76	1201	250	H	FGCU	61	56	0108
-----					-----					-----					-----								
(H 16-30)(N 26-50)(A 41-75)					(H 56-75)(N 76-100)(A 101-135)					(H 161-300)(N 201-300)(A 241-300)					(H 161-300)(N 201-300)(A 241-300)								
48	A	Liberty	47	72	0121	134	A	UAB	67	73	1204	136	A	Jacksonville St.	50	64	1218	279	A	Jacksonville	91	88	0116
51	A	UNC Greensboro	48	53	1215	-----					-----					-----							
61	A	Pittsburgh	66	71	1117	Upcoming Games					Upcoming Games					Upcoming Games							
63	A	Toledo	59	80	1128	41	H	Lipscomb	0301		160	A	NJIT	0127		202	H	North Florida	0209				
-----					48	H	Liberty	0216		-----					-----								
Upcoming Games					Upcoming Games					Upcoming Games					Upcoming Games								
41	A	Lipscomb	0202																				

Non-Div I Games: Blue Mountain (MS 72 59

Huntingdon 90 58

Martin Methodist 80 68

Average NET Win: 319 WON-LOST ROAD STRENGTH
Average NET Loss: 188 RECORD RECORD OF SCHEDULE

DIV. I ONLY	4- 12	1- 9	300
DIV. I NON-CONF.	1- 8	0- 7	150

Quadrant 1	Quadrant 2	Quadrant 3	Quadrant 4
OVERALL 0-3	0-1	0-2	4-6
HOME 0-0	0-0	0-0	3-3
AWAY 0-3	0-1	0-2	1-3
NEUTRAL 0-0	0-0	0-0	0-0
NON-CONFERENCE 0-3	0-1	0-2	1-2
HOME 0-0	0-0	0-0	1-1
AWAY 0-3	0-1	0-2	0-1
NEUTRAL 0-0	0-0	0-0	0-0

Q1: (H:1-30)(N:1-50)(A:1-75) 0-3 overall, 0-3 non_conference	Q2: (H:31-75)(N:51-100)(A:76-135) 0-1 overall, 0-1 non_conference	Q3: (H:76-160)(N:101-200)(A:136-240) 0-2 overall, 0-2 non_conference	Q4: (H:161+)(N:201+)(A:241+) 4-6 overall, 1-2 non_conference
NET S Opponent Score (H 1-15)(N 1-25)(A 1-40)	NET S Opponent Score (H 31-55)(N 51-75)(A 76-100)	NET S Opponent Score (H 76-160)(N 101-200)(A 136-240)	NET S Opponent Score (H 161-300)(N 201-300)(A 241-300)
29 A Mississippi St. 77 90 1204	----- (H 56-75)(N 76-100)(A 101-135)	196 A UTRGV 64 68 1222	167 H Abilene Christian 72 73 0109
----- (H 16-30)(N 26-50)(A 41-75)	123 A SMU 59 91 1129	217 A UMKC 67 80 1215	181 H Louisiana 67 80 1218
54 A Saint Mary's (CA) 65 87 1107	----- Upcoming Games	Upcoming Games	265 A New Orleans 66 79 0112
62 A Arizona St. 52 80 1109		186 A Sam Houston St. 0206	301 H Southeastern La. 71 74 0119
Upcoming Games			302 H Houston Baptist 79 73 0126
			309 H Nicholls St. 86 75 0116
			324 A N.C. Central 66 67 1201
			324 H N.C. Central 77 61 1213
			339 A Northwestern St. 61 66 0105
			340 A Incarnate Word 88 77 0102
			Upcoming Games
			242 H A&M-Corpus Christi 0306
			263 H Central Ark. 0220
			265 H New Orleans 0223
			272 A Lamar University 0309
			276 A SFA 0213
			301 A Southeastern La. 0216
			302 A Houston Baptist 0302
			309 A Nicholls St. 0227
			339 H Northwestern St. 0209

McNeese

McNeese

Non-Div I Games: Loyola (LA) 78 79	Campbellsville 91 73	Mobile 74 60	Mississippi Col 80 42
------------------------------------	----------------------	--------------	-----------------------

Average NET Win: 242 WON-LOST RECORD ROAD RECORD STRENGTH OF SCHEDULE
Average NET Loss: 163

DIV. I ONLY	4- 15	0- 7	221		
DIV. I NON-CONF.	3- 9	0- 3	205		
<hr/>					
	Quadrant 1	Quadrant 2	Quadrant 3	Quadrant 4	TOTALS
OVERALL	0-0	0-3	1-8	3-4	4- 15
HOME	0-0	0-1	1-2	2-3	3- 6
AWAY	0-0	0-1	0-5	0-1	0- 7
NEUTRAL	0-0	0-1	0-1	1-0	1- 2
NON-CONFERENCE	0-0	0-2	1-3	2-4	3- 9
HOME	0-0	0-0	1-1	1-3	2- 4
AWAY	0-0	0-1	0-1	0-1	0- 3
NEUTRAL	0-0	0-1	0-1	1-0	1- 2

Q1: (H:1-30)(N:1-50)(A:1-75) 0-0 overall, 0-0 non_conference				Q2: (H:31-75)(N:51-100)(A:76-135) 0-3 overall, 0-2 non_conference				Q3: (H:76-160)(N:101-200)(A:136-240) 1-8 overall, 1-3 non_conference				Q4: (H:161+)(N:201+)(A:241+) 3-4 overall, 2-4 non_conference			
NET S Opponent Score				NET S Opponent Score				NET S Opponent Score				NET S Opponent Score			
(H 1-15)(N 1-25)(A 1-40)				(H 31-55)(N 51-75)(A 76-100)				(H 76-160)(N 101-200)(A 136-240)				(H:161+)(N:201+)(A:241+)			
-----				-----				-----				-----			
(H 16-30)(N 26-50)(A 41-75)				(H 56-75)(N 76-100)(A 101-135)				(H 76-160)(N 101-200)(A 136-240)				(H:161+)(N:201+)(A:241+)			
-----				-----				-----				-----			
Upcoming Games				Upcoming Games				Upcoming Games				Upcoming Games			
17 H Nevada 0216				80 A Fresno St. 0227				80 H Fresno St. 0130				182 H New Mexico 0309			
40 A Utah St. 0213								153 H UNLV 0219				204 H Colorado St. 0209			
								204 A Colorado St. 0223				221 H Air Force 0302			
								221 A Air Force 0206				332 A San Jose St. 0306			

W
y
o
m
i
n
gW
y
o
m
i
n
g

Non-Div I Games: Dixie St 65 63

Average NET Win: 309

WON-LOST RECORD

ROAD RECORD

STRENGTH OF SCHEDULE

Average NET Loss: 144

DIV. I ONLY		5- 15	1- 8	170
DIV. I NON-CONF.		5- 8	1- 4	314
Quadrant 1		Quadrant 2	Quadrant 3	Quadrant 4
OVERALL	0-2	0-3	0-6	5-4
HOME	0-1	0-0	0-2	4-3
AWAY	0-1	0-2	0-4	1-1
NEUTRAL	0-0	0-1	0-0	0-0
NON-CONFERENCE	0-0	0-2	0-3	5-3
HOME	0-0	0-0	0-1	4-2
AWAY	0-0	0-1	0-2	1-1
NEUTRAL	0-0	0-1	0-0	0-0
				TOTALS
				5- 15
				4- 6
				1- 8
				0- 1
				5- 8
				4- 3
				1- 4
				0- 1

Q1: (H:1-30)(N:1-50)(A:1-75) 0-2 overall, 0-0 non_conference			Q2: (H:31-75)(N:51-100)(A:76-135) 0-3 overall, 0-2 non_conference			Q3: (H:76-160)(N:101-200)(A:136-240) 0-6 overall, 0-3 non_conference			Q4: (H:161+)(N:201+)(A:241+) 5-4 overall, 5-3 non_conference		
NET S Opponent Score			NET S Opponent Score			NET S Opponent Score			NET S Opponent Score		
(H 1-15)(N 1-25)(A 1-40)			(H 31-55)(N 51-75)(A 76-100)			(H 76-160)(N 101-200)(A 136-240)			(H:161+)(N:201+)(A:241+)		
2 H Gonzaga 66 89 0119			(H 56-75)(N 76-100)(A 101-135)			94 H Texas St. 68 91 1124			174 H Seattle U 56 67 1217		
(H 16-30)(N 26-50)(A 41-75)			97 N North Texas 73 78 1110			100 H San Diego 55 76 0117			183 H Pacific 57 65 0112		
47 A San Francisco 61 83 0124			106 A Colorado 69 93 1128			145 A Loyola Marymount 64 76 0105			270 A CSUN 80 77 1117		
Upcoming Games			111 A BYU 56 79 0110			164 A Hawaii 64 82 1109			274 A Portland St. 78 87 1205		
54 A Saint Mary's (CA) 0228			Upcoming Games			178 A Cal St. Fullerton 64 79 1229			284 H Sacramento St. 76 67 1208		
			47 H San Francisco 0216			183 A Pacific 70 74 0126			308 H Grambling 58 70 1215		
			100 A San Diego 0221			Upcoming Games			322 H Florida A&M 54 39 1221		
						111 H BYU 0207			329 H USC Upstate 73 56 1121		
						145 H Loyola Marymount 0209			338 H Cal Poly 72 67 1123		
						168 A Pepperdine 0223			Upcoming Games		
						209 A Santa Clara 0202			168 H Pepperdine 0131		
									209 H Santa Clara 0302		

Non-Div I Games: Multnomah 111 103

Lewis & Clark 77 57

DIV. I ONLY		6- 12	1- 9	301	
DIV. I NON-CONF.		3- 9	0- 7	212	
	Quadrant 1	Quadrant 2	Quadrant 3	Quadrant 4	TOTALS
OVERALL	0-3	0-1	0-2	6-6	6- 12
HOME	0-0	0-0	0-0	5-3	5- 3
AWAY	0-3	0-1	0-2	1-3	1- 9
NEUTRAL	0-0	0-0	0-0	0-0	0- 0
NON-CONFERENCE	0-3	0-1	0-2	3-3	3- 9
HOME	0-0	0-0	0-0	3-2	3- 2
AWAY	0-3	0-1	0-2	0-1	0- 7
NEUTRAL	0-0	0-0	0-0	0-0	0- 0

[illegible]

Loss Non-Conf H - HOME A-AWAY N-NEUTRAL

Average NET Win: 302 WON-LOST ROAD STRENGTH
Average NET Loss: 149 RECORD RECORD OF SCHEDULE

DIV. I ONLY	3- 15	2- 10	174
DIV. I NON-CONF.	1- 9	1- 7	207
Quadrant 1		Quadrant 2	Quadrant 3
OVERALL	0-5	0-2	0-3
HOME	0-0	0-0	0-1
AWAY	0-5	0-2	0-2
NEUTRAL	0-0	0-0	0-0
NON-CONFERENCE	0-3	0-2	0-1
HOME	0-0	0-0	0-0
AWAY	0-3	0-2	0-1
NEUTRAL	0-0	0-0	0-0
		Quadrant 4	TOTALS
		3-5	3- 15
		1-4	1- 5
		2-1	2- 10
		0-0	0- 0
		1-3	1- 9
		0-2	0- 2
		1-1	1- 7
		0-0	0- 0

Q1: (H:1-30)(N:1-50)(A:1-75) 0-5 overall, 0-3 non_conference					Q2: (H:31-75)(N:51-100)(A:76-135) 0-2 overall, 0-2 non_conference					Q3: (H:76-160)(N:101-200)(A:136-240) 0-3 overall, 0-1 non_conference					Q4: (H:161+)(N:201+)(A:241+) 3-5 overall, 1-3 non_conference														
NET	S	Opponent	Score		NET	S	Opponent	Score		NET	S	Opponent	Score		NET	S	Opponent	Score											
(H 1-15)(N 1-25)(A 1-40)					(H 31-55)(N 51-75)(A 76-100)					(H 76-160)(N 101-200)(A 136-240)					(H:161+)(N:201+)(A:241+)														
7	A	Kentucky	62	77	1123	93	A	Vanderbilt	76	95	1229	136	H	Jacksonville St.	62	69	0105	225	H	Eastern Ky.	82	81	0110						
-----					-----					-----					-----														
(H 16-30)(N 26-50)(A 41-75)					(H 56-75)(N 76-100)(A 101-135)					Upcoming Games																			
41	A	Lipscomb	79	86	1110	128	A	Western Ky.	74	88	1201	136	A	Jacksonville St.			0216	270	A	CSUN	77	80	1120						
53	A	Murray St.	62	100	0126	-----					225	A	Eastern Ky.			0209	334	H	Tennessee Tech	64	66	0103							
64	A	Memphis	41	99	1222	Upcoming Games										Upcoming Games													
73	A	Belmont	74	92	0119	73	H	Belmont			0214						334	A	Tennessee Tech	79	62	0117							
Upcoming Games															346					A	Coppin St.	64	55	1209					

																				Upcoming Games									
																				255					A	Morehead St.			0207
																				299					H	Eastern Ill.			0223
																				311					H	Southeast Mo. St.			0202
																				311					A	Southeast Mo. St.			0228
																				327					H	SIUE			0221
																				328					H	UT Martin			0131
																				328					A	UT Martin			0302

Average NET Win: 321 WON-LOST ROAD STRENGTH
Average NET Loss: 125 RECORD RECORD OF SCHEDULE

DIV. I ONLY	4- 14	1- 10	157
DIV. I NON-CONF.	3- 6	1- 5	235

Quadrant 1	Quadrant 2	Quadrant 3	Quadrant 4
OVERALL 0-4	0-2	0-5	4-3
HOME 0-0	0-2	0-1	3-1
AWAY 0-4	0-0	0-4	1-2
NEUTRAL 0-0	0-0	0-0	0-0
NON-CONFERENCE 0-3	0-0	0-1	3-2
HOME 0-0	0-0	0-0	2-1
AWAY 0-3	0-0	0-1	1-1
NEUTRAL 0-0	0-0	0-0	0-0

Q1: (H:1-30)(N:1-50)(A:1-75) 0-4 overall, 0-3 non_conference					Q2: (H:31-75)(N:51-100)(A:76-135) 0-2 overall, 0-0 non_conference					Q3: (H:76-160)(N:101-200)(A:136-240) 0-5 overall, 0-1 non_conference					Q4: (H:161+)(N:201+)(A:241+) 4-3 overall, 3-2 non_conference													
NET	S	Opponent	Score		NET	S	Opponent	Score		NET	S	Opponent	Score		NET	S	Opponent	Score										
(H 1-15)(N 1-25)(A 1-40)					(H 31-55)(N 51-75)(A 76-100)					(H 76-160)(N 101-200)(A 136-240)					(H 161+)(N 201+)(A 241+)													
7	A	Kentucky	82	92	1118	31	H	Wofford	76	90	0112	81	H	Furman	57	89	0110	188	H	American	64	74	1127					
10	A	Virginia Tech	68	89	1205	51	H	UNC Greensboro	68	71	0105	142	A	Samford	68	96	1229	244	A	Chattanooga	65	83	1209					
(H 16-30)(N 26-50)(A 41-75)					(H 56-75)(N 76-100)(A 101-135)					-----					-----													
61	A	Pittsburgh	55	94	1109	-----					Upcoming Games					Upcoming Games												
71	A	ETSU	82	85	0117	Upcoming Games					71	H	ETSU	0221		Upcoming Games												
Upcoming Games					Upcoming Games					81	A	Furman	0216		Upcoming Games													
31	A	Wofford	0214												176					H	Mercer	0228						
51	A	UNC Greensboro	0131																	233					H	The Citadel	0302	
																				244					H	Chattanooga	0207	
																				295					A	Western Caro.	0223	

Non-Div I Games:	Goucher	98	34	Kv Christian	106	80	Washington Col	89	56
------------------	---------	----	----	--------------	-----	----	----------------	----	----

Average NET Win: 299

Average NET Loss: 214

WON-LOST
RECORD

ROAD
RECORD

STRENGTH
OF SCHEDULE

DIV. I ONLY		6- 12	2- 10	350
DIV. I NON-CONF.		3- 9	1- 7	322
Quadrant 1		Quadrant 2	Quadrant 3	Quadrant 4
OVERALL	0-2	0-2	1-0	5-8
HOME	0-0	0-0	0-0	4- 2
AWAY	0-2	0-2	1-0	1-6
NEUTRAL	0-0	0-0	0-0	0-0
NON-CONFERENCE	0-2	0-2	1-0	2-5
HOME	0-0	0-0	0-0	2-2
AWAY	0-2	0-2	1-0	0-3
NEUTRAL	0-0	0-0	0-0	0-0
				TOTALS
				6- 12
				4- 2
				2- 10
				0- 0
				3- 9
				2- 2
				1- 7
				0- 0

Q1: (H:1-30)(N:1-50)(A:1-75) 0-2 overall, 0-2 non_conference				Q2: (H:31-75)(N:51-100)(A:76-135) 0-2 overall, 0-2 non_conference				Q3: (H:76-160)(N:101-200)(A:136-240) 1-0 overall, 1-0 non_conference				Q4: (H:161+)(N:201+)(A:241+) 5-8 overall, 2-5 non_conference			
NET S Opponent Score				NET S Opponent Score				NET S Opponent Score				NET S Opponent Score			
(H 1-15)(N 1-25)(A 1-40)				(H 31-55)(N 51-75)(A 76-100)				(H:76-160)(N:101-200)(A:136-240)				(H:161+)(N:201+)(A:241+)			
19 A Marquette 59 92 1110				99 A DePaul 58 80 1107				236 A Boston U. 74 66 1221				175 H Fla. Atlantic 72 70 1201			
(H 16-30)(N 26-50)(A 41-75)				(H 56-75)(N 76-100)(A 101-135)				Upcoming Games				184 H Omaha 56 76 1120			
54 A Saint Mary's (CA) 61 93 1204				103 A Miami (FL) 70 78 1117								248 A Norfolk St. 68 75 0114			
Upcoming Games				Upcoming Games								261 A Quinnipiac 63 87 1219			
												279 H Jacksonville 71 79 1215			
												323 A Morgan St. 71 77 0126			
												324 A N.C. Central 59 68 0105			
												330 A Howard 71 63 0112			
												332 A San Jose St. 65 67 1206			
												338 A Cal Poly 78 80 1208			
												349 H Stetson 84 74 1126			
												351 H Delaware St. 69 49 0119			
												352 H UMES 89 68 0121			
												Upcoming Games			
												248 H Norfolk St. 0209			
												257 H N.C. A&T 0204			
												322 H Florida A&M 0223			
												322 A Florida A&M 0307			
												324 H N.C. Central 0202			
												330 H Howard 0211			
												337 A South Carolina St. 0216			
												337 H South Carolina St. 0302			
												341 A Savannah St. 0218			
												346 A Coppin St. 0128			

Non-Div I Games: Johnson (FL)	97	47	Trinity Baptist	104	44
-------------------------------	----	----	-----------------	-----	----

Average NET Win: 337

WON-LOST RECORD

ROAD RECORD

STRENGTH OF SCHEDULE

Average NET Loss: 173

DIV. I ONLY		5- 13	2- 11	338
DIV. I NON-CONF.		1- 10	0- 8	213
Quadrant 1		Quadrant 2	Quadrant 3	Quadrant 4
OVERALL	0-1	0-1	0-10	5-1
HOME	0-0	0-0	0-1	2- 1
AWAY	0-1	0-1	0-8	2-1
NEUTRAL	0-0	0-0	0-1	1-0
NON-CONFERENCE	0-1	0-1	0-8	1-0
HOME	0-0	0-0	0-1	0-0
AWAY	0-1	0-1	0-6	0-0
NEUTRAL	0-0	0-0	0-1	1-0
				TOTALS
				5- 13
				2- 1
				2- 11
				1- 1
				1- 10
				0- 1
				0- 8
				1- 1

Q1: (H:1-30)(N:1-50)(A:1-75) 0-1 overall, 0-1 non_conference			Q2: (H:31-75)(N:51-100)(A:76-135) 0-1 overall, 0-1 non_conference			Q3: (H:76-160)(N:101-200)(A:136-240) 0-10 overall, 0-8 non_conference			Q4: (H:161+)(N:201+)(A:241+) 5-1 overall, 1-0 non_conference		
NET S Opponent Score			NET S Opponent Score			NET S Opponent Score			NET S Opponent Score		
(H 1-15)(N 1-25)(A 1-40)			(H 31-55)(N 51-75)(A 76-100)			(H 76-160)(N 101-200)(A 136-240)			(H:161+)(N:201+)(A:241+)		
-----			-----			-----			-----		
(H 16-30)(N 26-50)(A 41-75)			(H 56-75)(N 76-100)(A 101-135)			(H 76-160)(N 101-200)(A 136-240)			(H:161+)(N:201+)(A:241+)		
53 A Murray St. 57 74 1215			100 A San Diego 58 76 1124			137 A Central Mich. 72 81 1222			308 A Grambling 65 63 0126		
-----			-----			147 A Boise St. 53 70 1116			310 A Alabama St. 57 59 0107		
Upcoming Games			Upcoming Games			151 H La.-Monroe 66 75 1106			342 H Southern U. 64 58 0114		
						156 A San Diego St. 44 87 1127			344 A Alabama A&M 54 51 0105		
						162 A St. Bonaventure 36 67 1110			345 H Alcorn 59 52 0112		
						168 A Pepperdine 66 69 1208			348 N Chicago St. 81 68 1120		
						186 N Sam Houston St. 60 75 1119			-----		
						209 A Santa Clara 70 81 1129			Upcoming Games		
						229 A Texas Southern 65 75 0121			229 H Texas Southern 0218		
						238 A Prairie View 51 55 0119			238 H Prairie View 0216		
						Upcoming Games			308 H Grambling 0223		
									310 H Alabama St. 0309		
									321 H Ark.-Pine Bluff 0204		
									321 A Ark.-Pine Bluff 0304		
									342 A Southern U. 0211		
									344 H Alabama A&M 0307		
									345 A Alcorn 0209		
									350 H Mississippi Val. 0202		
									350 A Mississippi Val. 0302		

Non-Div I Games: Fisk	77	56	Miles	61	57
-----------------------	----	----	-------	----	----

Average NET Win: 282

WON-LOST RECORD

ROAD RECORD

STRENGTH OF SCHEDULE

Average NET Loss: 171

DIV. I ONLY		6- 12	1- 12	318
DIV. I NON-CONF.		2- 10	1- 10	107
Quadrant 1		Quadrant 2	Quadrant 3	Quadrant 4
OVERALL	0-2	0-1	0-7	6-2
HOME	0-0	0-0	0-0	4- 0
AWAY	0-2	0-1	0-7	1-2
NEUTRAL	0-0	0-0	0-0	1-0
NON-CONFERENCE	0-2	0-1	0-7	2-0
HOME	0-0	0-0	0-0	0-0
AWAY	0-2	0-1	0-7	1-0
NEUTRAL	0-0	0-0	0-0	1-0

Q1: (H:1-30)(N:1-50)(A:1-75) 0-2 overall, 0-2 non_conference				Q2: (H:31-75)(N:51-100)(A:76-135) 0-1 overall, 0-1 non_conference				Q3: (H:76-160)(N:101-200)(A:136-240) 0-7 overall, 0-7 non_conference				Q4: (H:161+)(N:201+)(A:241+) 6-2 overall, 2-0 non_conference			
NET	S	Opponent	Score	NET	S	Opponent	Score	NET	S	Opponent	Score	NET	S	Opponent	Score
(H 1-15)(N 1-25)(A 1-40)				(H 31-55)(N 51-75)(A 76-100)				(H 76-160)(N 101-200)(A 136-240)				(H:161+)(N:201+)(A:241+)			
18	A	Texas Tech	47 65 1205	97	A	North Texas	66 77 1220	148	A	UC Santa Barbara	45 55 1208	214	N	California Baptist	115 107 1123
26	A	Cincinnati	49 105 1127					155	A	Southern Ill.	48 78 1117	229	H	Texas Southern	90 86 0126
(H 16-30)(N 26-50)(A 41-75)				(H 56-75)(N 76-100)(A 101-135)				156	A	San Diego St.	60 76 1106	246	A	Little Rock	75 66 1124
Upcoming Games				Upcoming Games				163	A	Missouri St.	72 93 1222	310	H	Alabama St.	82 71 0112
								197	A	Troy	63 71 1229	342	A	Southern U.	67 69 0119
								204	A	Colorado St.	67 92 1110	344	H	Alabama A&M	50 49 0114
								206	A	Massachusetts	60 92 1119	345	A	Alcorn	69 74 0121
								Upcoming Games				350	H	Mississippi Val.	64 52 0105
												Upcoming Games			
								229				238			
								238				238			
												308			
												308			
												310			
												320			
												320			
												342			
												344			
												345			
												350			

Non-Div I Games: Champion Chris 84 51

Average NET Win: 329

WON-LOST RECORD

ROAD RECORD

STRENGTH OF SCHEDULE

Average NET Loss: 183

DIV. I ONLY		5- 14	3- 11	340
DIV. I NON-CONF.		1- 12	1- 10	225
Quadrant 1		Quadrant 2	Quadrant 3	Quadrant 4
OVERALL	0-2	0-4	0-2	5-6
HOME	0-0	0-0	0-0	2- 1
AWAY	0-2	0-4	0-2	3- 11
NEUTRAL	0-0	0-0	0-0	0- 2
NON-CONFERENCE	0-2	0-4	0-2	1- 12
HOME	0-0	0-0	0-0	0- 0
AWAY	0-2	0-4	0-2	1- 10
NEUTRAL	0-0	0-0	0-0	0- 2

Q1: (H:1-30)(N:1-50)(A:1-75) 0-2 overall, 0-2 non_conference					Q2: (H:31-75)(N:51-100)(A:76-135) 0-4 overall, 0-4 non_conference					Q3: (H:76-160)(N:101-200)(A:136-240) 0-2 overall, 0-2 non_conference					Q4: (H:161+)(N:201+)(A:241+) 5-6 overall, 1-4 non_conference							
NET	S	Opponent	Score		NET	S	Opponent	Score		NET	S	Opponent	Score		NET	S	Opponent	Score				
(H 1-15)(N 1-25)(A 1-40)					(H 31-55)(N 51-75)(A 76-100)					145 A Loyola Marymount 63 71 1124					248 A Norfolk St. 62 72 0107							
-----					82 A South Fla. 59 69 1121					202 A North Florida 62 81 1129					256 N Campbell 59 66 1116							
(H 16-30)(N 26-50)(A 41-75)					89 A Utah 64 93 1217					-----					264 A South Alabama 57 66 1201							
64	A	Memphis	65	96	1229	90	A	Georgia Tech	40	73	1209	Upcoming Games					279	A	Jacksonville	65	50	1106
68	A	Oregon	64	71	1218	99	A	DePaul	50	65	1203						294	N	Central Conn. St.	75	89	1118
-----					(H 56-75)(N 76-100)(A 101-135)										315 A Portland 39 54 1221							
Upcoming Games					-----										330 A Howard 82 72 0105							
					Upcoming Games										341 H Savannah St. 69 64 0112							
															346 A Coppin St. 72 70 0126							
															351 H Delaware St. 60 47 0121							
															352 H UMES 58 60 0119							

															Upcoming Games							
															248 H Norfolk St. 0211							
															257 H N.C. A&T 0202							
															257 H N.C. A&T 0302							
															319 A Bethune-Cookman 0223							
															319 H Bethune-Cookman 0307							
															323 A Morgan St. 0128							
															324 H N.C. Central 0204							
															330 H Howard 0209							
															337 A South Carolina St. 0218							
															341 A Savannah St. 0216							

Non-Div I Games:	Tuskegee	62	55	Fort Valley St	80	58
------------------	----------	----	----	----------------	----	----

Average NET Win: 319

WON-LOST
RECORD

ROAD
RECORD

STRENGTH
OF SCHEDULE

Average NET Loss: 197

DIV. I ONLY	7- 11	1- 9	337		
DIV. I NON-CONF.	4- 7	0- 7	214		
	Quadrant 1	Quadrant 2	Quadrant 3	Quadrant 4	TOTALS
OVERALL	0-2	0-3	0-0	7-6	7- 11
HOME	0-0	0-0	0-0	5-2	5- 2
AWAY	0-2	0-3	0-0	1-4	1- 9
NEUTRAL	0-0	0-0	0-0	1-0	1- 0
NON-CONFERENCE	0-2	0-3	0-0	4-2	4- 7
HOME	0-0	0-0	0-0	3-0	3- 0
AWAY	0-2	0-3	0-0	0-2	0- 7
NEUTRAL	0-0	0-0	0-0	1-0	1- 0

Q1: (H:1-30)(N:1-50)(A:1-75) 0-2 overall, 0-2 non_conference					Q2: (H:31-75)(N:51-100)(A:76-135) 0-3 overall, 0-3 non_conference					Q3: (H:76-160)(N:101-200)(A:136-240) 0-0 overall, 0-0 non_conference					Q4: (H:161+)(N:201+)(A:241+) 7-6 overall, 4-2 non_conference					
NET	S	Opponent (H 1-15)(N 1-25)(A 1-40)	Score		NET	S	Opponent (H 31-55)(N 51-75)(A 76-100)	Score		NET	S	Opponent	Score		NET	S	Opponent	Score		
----- Upcoming Games					----- Upcoming Games					----- Upcoming Games					----- Upcoming Games					
1	A	Virginia	45	83	1203	99	A	DePaul	63	91	1112				257	A	N.C. A&T	53	57	0119
21	A	Villanova	77	100	1106										270	A	CSUN	86	94	1229
															278	N	Towson	74	69	1208
															289	A	Saint Francis (PA)	60	80	1109
															293	H	Navy	75	51	1120
															319	H	Bethune-Cookman	77	71	0126
															324	A	N.C. Central	64	92	0121
															325	H	Mt. St. Mary's	78	68	1125
															330	A	Howard	89	86	0115
															333	H	Binghamton	74	68	1205
															337	H	South Carolina St.	68	72	0112
															341	H	Savannah St.	87	88	0107
															352	H	UMES	66	53	0105
															----- Upcoming Games					
															248	H	Norfolk St.			0223
															322	H	Florida A&M			0128
															330	H	Howard			0225
															337	A	South Carolina St.			0209
															341	A	Savannah St.			0211
															346	A	Coppin St.			0202
															346	H	Coppin St.			0307
															351	A	Delaware St.			0302
															352	A	UMES			0304

Non-Div I Games: Wilmington (DE) 85 78

Lincoln (PA) 75 77

Average NET Win:	333	WON-LOST RECORD	ROAD RECORD	STRENGTH OF SCHEDULE
Average NET Loss:	189			

DIV. I ONLY	6- 11	2- 8	351
DIV. I NON-CONF.	2- 9	0- 8	305
	Quadrant 1	Quadrant 2	Quadrant 3
OVERALL	0-2	0-3	0-1
HOME	0-0	0-0	0-0
AWAY	0-2	0-3	0-1
NEUTRAL	0-0	0-0	0-0
NON-CONFERENCE	0-2	0-3	0-1
HOME	0-0	0-0	0-0
AWAY	0-2	0-3	0-1
NEUTRAL	0-0	0-0	0-0
			Quadrant 4
			6-5
			3-2
			2-2
			1-1
			2-3
			1-0
			0-2
			1-1
			TOTALS
			6- 11
			3- 2
			2- 8
			1- 1
			2- 9
			1- 0
			0- 8
			1- 1

Q1: (H:1-30)(N:1-50)(A:1-75) 0-2 overall, 0-2 non_conference	Q2: (H:31-75)(N:51-100)(A:76-135) 0-3 overall, 0-3 non_conference	Q3: (H:76-160)(N:101-200)(A:136-240) 0-1 overall, 0-1 non_conference	Q4: (H:161+)(N:201+)(A:241+) 6-5 overall, 2-3 non_conference
NET S Opponent Score (H 1-15)(N 1-25)(A 1-40)	NET S Opponent Score (H 31-55)(N 51-75)(A 76-100)	NET S Opponent Score (H 76-160)(N 101-200)(A 136-240)	NET S Opponent Score (H 161-200)(N 201-240)(A 241-300)
26 A Cincinnati 51 73 1113	84 A Saint Louis 65 74 1219	166 A Coastal Caro. 65 69 1216	257 H N.C. A&T 48 51 0126
(H 16-30)(N 26-50)(A 41-75)	(H 56-75)(N 76-100)(A 101-135)	Upcoming Games	262 A Appalachian St. 73 82 1208
59 A Clemson 51 71 1109	129 A George Mason 63 78 1120		309 N Nicholls St. 63 77 1123
Upcoming Games	131 A Bowling Green 60 75 1115		313 H McNeese 67 66 1201
	Upcoming Games		313 A McNeese 61 77 1213
			319 H Bethune-Cookman 68 59 0105
			323 H Morgan St. 92 64 0121
			342 N Southern U. 83 71 1124
			346 H Coppin St. 60 64 0119
			351 A Delaware St. 71 70 0114
			352 A UMES 61 48 0112
			Upcoming Games
			248 A Norfolk St. 0216
			257 A N.C. A&T 0307
			319 A Bethune-Cookman 0202
			322 A Florida A&M 0204
			330 A Howard 0218
			337 H South Carolina St. 0225
			341 A Savannah St. 0128
			341 H Savannah St. 0223
			351 H Delaware St. 0211
			352 H UMES 0209

Non-Div I Games:	Warren Wilson	123 57	Wilherforce	91 44	Christendom	110 51
------------------	---------------	--------	-------------	-------	-------------	--------

Average NET Win: 234

WON-LOST RECORD

ROAD RECORD

STRENGTH OF SCHEDULE

Average NET Loss: 181

DIV. I ONLY	3- 16	2- 11	109
DIV. I NON-CONF.	1- 10	1- 8	10
Quadrant 1		Quadrant 2	Quadrant 3
OVERALL	0-5	0-0	1-4
HOME	0-0	0-0	0-1
AWAY	0-5	0-0	1-3
NEUTRAL	0-0	0-0	0-0
NON-CONFERENCE	0-5	0-0	1-2
HOME	0-0	0-0	0-1
AWAY	0-5	0-0	1-1
NEUTRAL	0-0	0-0	0-0
		Quadrant 4	TOTALS
		2-7	3- 16
		1-4	1- 5
		1-3	2- 11
		0-0	0- 0
		0-3	1- 10
		0-1	0- 2
		0-2	1- 8
		0-0	0- 0

Q1: (H:1-30)(N:1-50)(A:1-75) 0-5 overall, 0-5 non_conference					Q2: (H:31-75)(N:51-100)(A:76-135) 0-0 overall, 0-0 non_conference					Q3: (H:76-160)(N:101-200)(A:136-240) 1-4 overall, 1-2 non_conference					Q4: (H:161+)(N:201+)(A:241+) 2-7 overall, 0-3 non_conference							
NET	S	Opponent	Score		NET	S	Opponent	Score		NET	S	Opponent	Score		NET	S	Opponent	Score				
(H 1-15)(N 1-25)(A 1-40)					(H 31-55)(N 51-75)(A 76-100)					(H 76-160)(N 101-200)(A 136-240)					(H 161-200)(N 201-240)(A 241-280)							
22	A	Maryland	77	92	1118					140	A	Marshall	75	98	1114	223	H	St. Francis Brooklyn	67	74	0126	
30	A	NC State	55	105	1106					143	H	Lehigh	78	85	1208	247	H	LIU Brooklyn	74	72	0124	
39	A	St. John's (NY)	71	85	1205					188	A	American	56	55	1218	257	H	N.C. A&T	60	74	1121	
										199	A	Fairleigh Dickinson	69	87	0121	266	A	Wagner	70	56	0119	
										231	A	Robert Morris	59	62	0105	275	A	Loyola Maryland	65	75	1201	
								</														

Non-Div I Games: Wilson	74	59	St. Mary's (MD)	83	44
-------------------------	----	----	-----------------	----	----

Average NET Win: 284

Average NET Loss: 179

WON-LOST
RECORD

ROAD
RECORD

STRENGTH
OF SCHEDULE

DIV. I ONLY	7- 12	1- 7	299
DIV. I NON-CONF.	3- 8	0- 6	242
Quadrant 1		Quadrant 2	Quadrant 3
OVERALL	0-1	0-3	0-3
HOME	0-0	0-1	0-0
AWAY	0-1	0-2	0-3
NEUTRAL	0-0	0-0	0-0
NON-CONFERENCE	0-1	0-3	0-2
HOME	0-0	0-1	0-0
AWAY	0-1	0-2	0-2
NEUTRAL	0-0	0-0	0-0
		Quadrant 4	TOTALS
		7-5	7- 12
		6-4	6- 5
		1-1	1- 7
		0-0	0- 0
		3-2	3- 8
		3-1	3- 2
		0-1	0- 6
		0-0	0- 0

Q1: (H:1-30)(N:1-50)(A:1-75) 0-1 overall, 0-1 non_conference					Q2: (H:31-75)(N:51-100)(A:76-135) 0-3 overall, 0-3 non_conference					Q3: (H:76-160)(N:101-200)(A:136-240) 0-3 overall, 0-2 non_conference					Q4: (H:161+)(N:201+)(A:241+) 7-5 overall, 3-2 non_conference							
NET S	Opponent			Score	NET S	Opponent			Score	NET S	Opponent			Score	NET S	Opponent			Score			
(H 1-15)(N 1-25)(A 1-40)					(H 31-55)(N 51-75)(A 76-100)					(H 76-160)(N 101-200)(A 136-240)					(H 161-200)(N 201-240)(A 241-280)							
25	A	Iowa	67	72	1229	----- (H 56-75)(N 76-100)(A 101-135)					174	A	Seattle U	59	82	1111	194	H	Dartmouth	68	67	1221
----- (H 16-30)(N 26-50)(A 41-75)										Upcoming Games												
					65	H	Yale	61	103	1128	199	A	Fairleigh Dickinson			0216	231	H	Robert Morris	65	79	0119
					117	A	Rhode Island	63	97	1106	223	A	St. Francis Brooklyn			0228	247	H	LIU Brooklyn	70	79	0105
Upcoming Games					125	A	Brown	60	84	1125	231	A	Robert Morris			0207	289	H	Saint Francis (PA)	76	67	0121
					Upcoming Games																	

Non-Div I Games:

Average NET Win: 284

Average NET Loss: 204

WON-LOST
RECORD

ROAD
RECORD

STRENGTH
OF SCHEDULE

DIV. I ONLY		4- 14	1- 8	251
DIV. I NON-CONF.		2- 8	0- 4	263
Quadrant 1		Quadrant 2	Quadrant 3	Quadrant 4
OVERALL	0-0	0-2	1-5	3-7
HOME	0-0	0-1	0-2	2- 5
AWAY	0-0	0-1	0-3	1- 8
NEUTRAL	0-0	0-0	1-0	0-1
NON-CONFERENCE	0-0	0-1	1-3	1-4
HOME	0-0	0-0	0-1	1-2
AWAY	0-0	0-1	0-2	0-1
NEUTRAL	0-0	0-0	1-0	0-1
				TOTALS
				4- 14
				2- 5
				1- 8
				1- 1
				2- 8
				1- 3
				0- 4
				1- 1

Q1: (H:1-30)(N:1-50)(A:1-75) 0-0 overall, 0-0 non_conference			Q2: (H:31-75)(N:51-100)(A:76-135) 0-2 overall, 0-1 non_conference			Q3: (H:76-160)(N:101-200)(A:136-240) 1-5 overall, 1-3 non_conference			Q4: (H:161+)(N:201+)(A:241+) 3-7 overall, 1-4 non_conference		
NET S Opponent Score			NET S Opponent Score			NET S Opponent Score			NET S Opponent Score		
(H 1-15)(N 1-25)(A 1-40)			(H 31-55)(N 51-75)(A 76-100)			(H 76-160)(N 101-200)(A 136-240)			(H:161+)(N:201+)(A:241+)		
-----			-----			-----			-----		
(H 16-30)(N 26-50)(A 41-75)			(H 56-75)(N 76-100)(A 101-135)			(H 76-160)(N 101-200)(A 136-240)			(H:161+)(N:201+)(A:241+)		
-----			-----			-----			-----		
Upcoming Games			Upcoming Games			Upcoming Games			Upcoming Games		
53 A Murray St. 0209			119 A Drake 66 79 1217			136 H Jacksonville St. 0302			161 H Winthrop 82 94 1110		
73 A Belmont 0223						139 A Austin Peay 0207			183 H Pacific 65 74 1106		
									270 N CSUN 79 85 1222		
									292 A Western Ill. 58 83 1128		
									299 A Eastern Ill. 81 84 0105		
									311 H Southeast Mo. St. 94 88 0103		
									311 A Southeast Mo. St. 87 86 0124		
									328 A UT Martin 69 85 0126		
									334 A Tennessee Tech 69 78 0110		
									340 H Incarnate Word 80 68 1125		

									Upcoming Games		
									225 H Eastern Ky. 0202		
									255 H Morehead St. 0131		
									299 H Eastern Ill. 0214		
									317 A Tennessee St. 0221		
									328 H UT Martin 0216		
									334 H Tennessee Tech 0228		

Non-Div I Games: Harris-Stowe 92 87 Missouri S&T 79 66

STRENGTH

WON LOS RECORD

ROAD RECORD

STRENGTH OF SCHEDULE

Q1: (H:1-30)(N:1-50)(A:1-75) 0-1 overall, 0-1 non_conference						Q2: (H:31-75)(N:51-100)(A:76-135) 0-4 overall, 0-3 non_conference						Q3: (H:76-160)(N:101-200)(A:136-240) 0-3 overall, 0-1 non_conference						Q4: (H:161+)(N:201+)(A:241+) 4-5 overall, 3-1 non_conference					
NET S Opponent Score (H 1-15)(N 1-25)(A 1-40)						NET S Opponent Score (H 31-55)(N 51-75)(A 76-100)						NET S Opponent Score (H 76-160)(N 101-200)(A 136-240)						NET S Opponent Score (H 161+)(N 201+)(A 241+)					
----- (H 16-30)(N 26-50)(A 41-75)						53 H Murray St. 77 98 0110						139 H Austin Peay 70 72 0112						244 H Chattanooga 75 72 1218					
71 A ETSU 62 80 1208						80 A Fresno St. 53 93 1222						176 A Mercer 60 77 1116						255 A Morehead St. 77 85 0119					
-----						-----						225 A Eastern Ky. 73 97 0117						292 H Western Ill. 92 90 1121					
Upcoming Games						(H 56-75)(N 76-100)(A 101-135)						-----						299 A Eastern Ill. 87 92 0103					
53 A Murray St. 0221						128 A Western Ky. 71 86 1110						Upcoming Games						299 H Eastern Ill. 64 66 0124					
73 A Belmont 0202						131 A Bowling Green 80 94 1230						136 H Jacksonville St. 0207						303 A Tulane 74 87 1205					
						-----						139 A Austin Peay 0223						311 A Southeast Mo. St. 69 74 0105					
						Upcoming Games												327 H SIUE 85 69 0126					
						73 H Belmont 0228												353 H UNC Asheville 87 70 1201					

																		Upcoming Games					
																		311 H Southeast Mo. St. 0214					
																		317 A Tennessee St. 0131					
																		317 H Tennessee St. 0302					
																		327 A SIUE 0216					
																		334 H Tennessee Tech 0209					

Loss Non-Conf H - HOME A-AWAY N-NEUTRAL

U
T
M
a
r
t
i
n

Average NET Win: 289

WON-LOST
RECORD

ROAD
RECORD

STRENGTH
OF SCHEDULE

Average NET Loss: 185

DIV. I ONLY	3- 17	1- 10	290
DIV. I NON-CONF.	2- 9	1- 6	330
Quadrant 1		Quadrant 2	Quadrant 3
OVERALL	0-1	0-3	0-6
HOME	0-0	0-0	0-2
AWAY	0-1	0-2	0-4
NEUTRAL	0-0	0-1	0-0
NON-CONFERENCE	0-1	0-3	0-2
HOME	0-0	0-0	0-1
AWAY	0-1	0-2	0-1
NEUTRAL	0-0	0-1	0-0
		Quadrant 4	TOTALS
		3-7	3- 17
		2-3	2- 5
		1-3	1- 10
		0-1	0- 2
		2-3	2- 9
		1-0	1- 1
		1-2	1- 6
		0-1	0- 2

Q1: (H:1-30)(N:1-50)(A:1-75) 0-1 overall, 0-1 non_conference		Q2: (H:31-75)(N:51-100)(A:76-135) 0-3 overall, 0-3 non_conference		Q3: (H:76-160)(N:101-200)(A:136-240) 0-6 overall, 0-2 non_conference		Q4: (H:161+)(N:201+)(A:241+) 3-7 overall, 2-3 non_conference	
NET S Opponent Score (H 1-15)(N 1-25)(A 1-40)		NET S Opponent Score (H 31-55)(N 51-75)(A 76-100)		NET S Opponent Score (H 76-100)(N 101-135)(A 136-160)		NET S Opponent Score (H 161-200)(N 201-240)(A 241-280)	
30 A NC State 71 98 1222		90 A Georgia Tech 63 79 0102		81 H Furman 60 74 1208		161 H Winthrop 72 82 0119	
(H 16-30)(N 26-50)(A 41-75)		(H 56-75)(N 76-100)(A 101-135)		110 H Radford 72 79 0110		190 H Gardner-Webb 61 74 1128	
Upcoming Games		94 N Texas St. 50 82 1123		190 A Gardner-Webb 59 64 0112		195 H Presbyterian 59 68 0121	
		113 A South Carolina 52 65 1106		195 A Presbyterian 61 64 0105		253 A Hampton 70 88 0124	
		Upcoming Games		225 A Eastern Ky. 77 79 1205		260 H Longwood 80 63 0126	
				239 A High Point 54 71 0116		269 A Western Mich. 71 66 1201	
				Upcoming Games		315 A Portland 56 73 1121	
						318 A VMI 72 78 1114	
						337 H South Carolina St. 88 84 1215	
						338 N Cal Poly 74 75 1124	
						Upcoming Games	
						253 H Hampton 0302	
						256 A Campbell 0209	
						256 H Campbell 0227	
						260 A Longwood 0216	
						271 H Charleston So. 0202	
						271 A Charleston So. 0221	
						353 A UNC Asheville 0130	
						353 H UNC Asheville 0213	

Non-Div I Games: Coker	89 69	Truett-McConnell	85 54	Brevard	86 43
------------------------	-------	------------------	-------	---------	-------

Average NET Win: 275 WON-LOST ROAD STRENGTH
Average NET Loss: 228 RECORD RECORD OF SCHEDULE

DIV. I ONLY	6- 12	3- 7	353
DIV. I NON-CONF.	3- 9	1- 7	336
Quadrant 1		Quadrant 2	Quadrant 3
OVERALL	0-0	0-2	1-2
HOME	0-0	0-0	0-1
AWAY	0-0	0-2	1-1
NEUTRAL	0-0	0-0	0-0
NON-CONFERENCE	0-0	0-2	1-2
HOME	0-0	0-0	0-1
AWAY	0-0	0-2	1-1
NEUTRAL	0-0	0-0	0-0
		Quadrant 4	TOTALS
		5-8	6- 12
		2-3	2- 4
		2-4	3- 7
		1-1	1- 1
		2-5	3- 9
		1-0	1- 1
		0-4	1- 7
		1-1	1- 1

Q1: (H:1-30)(N:1-50)(A:1-75) 0-0 overall, 0-0 non_conference		Q2: (H:31-75)(N:51-100)(A:76-135) 0-2 overall, 0-2 non_conference		Q3: (H:76-160)(N:101-200)(A:136-240) 1-2 overall, 1-2 non_conference		Q4: (H:161+)(N:201+)(A:241+) 5-8 overall, 2-5 non_conference	
NET S Opponent Score (H 1-15)(N 1-25)(A 1-40)		NET S Opponent Score (H 31-55)(N 51-75)(A 76-100)		NET S Opponent Score (H 76-100)(N 101-135)(A 136-160)		NET S Opponent Score (H 161-200)(N 201-240)(A 241-280)	
----- (H 16-30)(N 26-50)(A 41-75) ----- Upcoming Games		95 A Ball St. 71 98 1220 ----- (H 56-75)(N 76-100)(A 101-135) ----- 109 A Georgetown 67 102 1229 ----- Upcoming Games		152 H Harvard 71 84 0121 155 A Southern Ill. 69 83 1119 206 A Massachusetts 68 63 1116 ----- Upcoming Games		188 H American 85 83 1208 214 N California Baptist 86 84 1124 245 A Fordham 67 74 1216 246 A Little Rock 76 97 1123 253 N Hampton 82 89 1222 259 A George Washington 64 70 1214 262 A Appalachian St. 86 100 1204 319 H Bethune-Cookman 63 71 0112 322 H Florida A&M 72 82 0105 323 H Morgan St. 86 89 0115 337 A South Carolina St. 71 67 0119 351 H Delaware St. 80 74 0126 352 A UMES 79 39 0107 ----- Upcoming Games 248 H Norfolk St. 0202 248 A Norfolk St. 0307 257 H N.C. A&T 0216 319 A Bethune-Cookman 0211 322 A Florida A&M 0209 323 A Morgan St. 0225 324 H N.C. Central 0218 341 A Savannah St. 0302 346 A Coppin St. 0223 352 H UMES 0128	

Non-Div I Games: Washington Arden 115 91 Regent 108 51 Central Penn 99 71

STRENGTH

RECORD

RECORD

OF SCHEDULE

DIV. I ONLY		2- 14	1- 6	228	
DIV. I NON-CONF.		1- 7	1- 3	156	
	Quadrant 1	Quadrant 2	Quadrant 3	Quadrant 4	TOTALS
OVERALL	0-0	0-1	0-6	2-7	2- 14
HOME	0-0	0-0	0-2	1-5	1- 7
AWAY	0-0	0-1	0-3	1-2	1- 6
NEUTRAL	0-0	0-0	0-1	0-0	0- 1
NON-CONFERENCE	0-0	0-1	0-3	1-3	1- 7
HOME	0-0	0-0	0-0	0-3	0- 3
AWAY	0-0	0-1	0-2	1-0	1- 3
NEUTRAL	0-0	0-0	0-1	0-0	0- 1

Q1: (H:1-30)(N:1-50)(A:1-75) 0-0 overall, 0-0 non_conference	Q2: (H:31-75)(N:51-100)(A:76-135) 0-1 overall, 0-1 non_conference	Q3: (H:76-160)(N:101-200)(A:136-240) 0-6 overall, 0-3 non_conference	Q4: (H:161+)(N:201+)(A:241+) 2-7 overall, 1-3 non_conference
NET S Opponent Score (H 1-15)(N 1-25)(A 1-40) ----- (H 16-30)(N 26-50)(A 41-75) ----- Upcoming Games	NET S Opponent Score (H 31-55)(N 51-75)(A 76-100) ----- (H 56-75)(N 76-100)(A 101-135) ----- 126 A UC Irvine 68 86 1106 ----- Upcoming Games 114 A Montana 0207	NET S Opponent Score 114 H Montana 51 69 0119 148 N UC Santa Barbara 55 66 1124 157 H Weber St. 87 93 1231 173 A Northern Colo. 79 83 0105 203 A Washington St. 70 90 1205 209 A Santa Clara 56 77 1221 ----- Upcoming Games 157 A Weber St. 0307	NET S Opponent Score 171 H CSU Bakersfield 67 73 1208 184 H Omaha 80 89 1215 268 H Montana St. 67 77 0110 274 A Portland St. 53 69 0126 283 H Idaho St. 55 72 1229 284 A Sacramento St. 48 69 0124 290 A North Dakota 67 54 1201 305 H Eastern Wash. 74 71 0103 309 H Nicholls St. 80 83 1113 ----- Upcoming Games 173 H Northern Colo. 0214 268 A Montana St. 0209 273 H Southern Utah 0204 273 A Southern Utah 0223 274 H Portland St. 0228 283 A Idaho St. 0309 284 H Sacramento St. 0302 288 H Northern Ariz. 0202 288 A Northern Ariz. 0221 305 A Eastern Wash. 0218

Non-Div I Games:	Northwest Nazarene	73	77	Bethesda (CA)	87	59	West Coast Baptist	98	44
------------------	--------------------	----	----	---------------	----	----	--------------------	----	----

Average NET Win: 304 WON-LOST ROAD STRENGTH
Average NET Loss: 159 RECORD RECORD OF SCHEDULE

DIV. I ONLY	2- 16	0- 6	159
DIV. I NON-CONF.	2- 9	0- 3	244
Quadrant 1		Quadrant 2	Quadrant 3
OVERALL	0-2	0-2	0-6
HOME	0-0	0-1	0-2
AWAY	0-2	0-1	0-1
NEUTRAL	0-0	0-0	0-3
NON-CONFERENCE	0-1	0-1	0-3
HOME	0-0	0-0	0-0
AWAY	0-1	0-1	0-0
NEUTRAL	0-0	0-0	0-3
		Quadrant 4	TOTALS
		2-6	2- 16
		2-4	2- 7
		0-2	0- 6
		0-0	0- 3
		2-4	2- 9
		2-3	2- 3
		0-1	0- 3
		0-0	0- 3

Q1: (H:1-30)(N:1-50)(A:1-75) 0-2 overall, 0-1 non_conference					Q2: (H:31-75)(N:51-100)(A:76-135) 0-2 overall, 0-1 non_conference					Q3: (H:76-160)(N:101-200)(A:136-240) 0-6 overall, 0-3 non_conference					Q4: (H:161+)(N:201+)(A:241+) 2-6 overall, 2-4 non_conference								
NET	S	Opponent	Score		NET	S	Opponent	Score		NET	S	Opponent	Score		NET	S	Opponent	Score					
(H 1-15)(N 1-25)(A 1-40)					(H 31-55)(N 51-75)(A 76-100)					(H 76-160)(N 101-200)(A 136-240)					(H:161+)(N:201+)(A:241+)								
17	A	Nevada	53	92	0109	40	H	Utah St.	63	81	0116	80	H	Fresno St.	53	73	0102	180	H	Indiana St.	57	86	1128
-----					-----					-----					-----								
(H 16-30)(N 26-50)(A 41-75)					(H 56-75)(N 76-100)(A 101-135)																		
54	A	Saint Mary's (CA)	45	75	1229	118	A	Stanford	73	78	1218	137	N	Central Mich.	74	76	1118	209	H	Santa Clara	63	71	1124
-----					-----					-----					-----								
Upcoming Games					Upcoming Games					Upcoming Games					Upcoming Games								
40	A	Utah St.			0130	80	A	Fresno St.			0309	147	H	Boise St.	64	87	0112	221	H	Air Force	71	73	0126

Non-Div I Games: I IFF Pacific 89 72

Average NET Win: 289

WON-LOST
RECORD

ROAD
RECORD

STRENGTH
OF SCHEDULE

Average NET Loss: 180

DIV. I ONLY		4- 15	1- 9	227
DIV. I NON-CONF.		2- 11	1- 6	229
Quadrant 1		Quadrant 2	Quadrant 3	Quadrant 4
OVERALL	0-2	0-2	0-5	4-6
HOME	0-0	0-0	0-1	3-5
AWAY	0-2	0-2	0-4	1-1
NEUTRAL	0-0	0-0	0-0	0-0
NON-CONFERENCE	0-2	0-1	0-3	2-5
HOME	0-0	0-0	0-1	1-4
AWAY	0-2	0-1	0-2	1-1
NEUTRAL	0-0	0-0	0-0	0-0
				TOTALS
				4- 15
				3- 6
				1- 9
				0- 0
				2- 11
				1- 5
				1- 6
				0- 0

Q1: (H:1-30)(N:1-50)(A:1-75) 0-2 overall, 0-2 non_conference			Q2: (H:31-75)(N:51-100)(A:76-135) 0-2 overall, 0-1 non_conference			Q3: (H:76-160)(N:101-200)(A:136-240) 0-5 overall, 0-3 non_conference			Q4: (H:161+)(N:201+)(A:241+) 4-6 overall, 2-5 non_conference		
NET S Opponent Score			NET S Opponent Score			NET S Opponent Score			NET S Opponent Score		
(H 1-15)(N 1-25)(A 1-40)			(H 31-55)(N 51-75)(A 76-100)			(H 76-160)(N 101-200)(A 136-240)			(H:161+)(N:201+)(A:241+)		
5 A Michigan 52 74 1230			76 A Vermont 50 78 0119			144 A Stony Brook 46 59 0109			218 H UMass Lowell 79 85 0123		
			91 A Notre Dame 56 69 1218			154 A Colgate 68 76 1119			227 H Sacred Heart 78 73 1124		
(H 16-30)(N 26-50)(A 41-75)						160 H NJIT 57 74 1109			234 H Cornell 75 86 1106		
52 A Northwestern 54 82 1116			(H 56-75)(N 76-100)(A 101-135)			222 A Army West Point 56 67 1128			235 H Columbia 63 65 0102		
Upcoming Games			Upcoming Games			232 A UMBC 49 68 0116			247 A LIU Brooklyn 68 67 1221		
						Upcoming Games			275 H Loyola Maryland 65 83 1208		
						76 H Vermont 0223			285 H Youngstown St. 48 58 1215		
						144 H Stony Brook 0206			323 A Morgan St. 68 74 1205		
						210 A Hartford 0130			335 H Maine 78 66 0126		
						218 A UMass Lowell 0221			347 H New Hampshire 69 58 0105		
									Upcoming Games		
									210 H Hartford 0227		
									232 H UMBC 0213		
									277 A Albany (NY) 0202		
									277 H Albany (NY) 0305		
									335 A Maine 0302		
									347 A New Hampshire 0209		

Non-Div I Games:	Hartwick	89	70	Misericordia	107	64
------------------	----------	----	----	--------------	-----	----

Average NET Win: 272 WON-LOST ROAD STRENGTH
Average NET Loss: 175 RECORD RECORD OF SCHEDULE

DIV. I ONLY	5- 14	2- 10	241
DIV. I NON-CONF.	2- 9	0- 7	166
Quadrant 1		Quadrant 2	Quadrant 3
OVERALL	0-5	0-0	2-1
HOME	0-0	0-0	1-0
AWAY	0-5	0-0	1-1
NEUTRAL	0-0	0-0	0-0
NON-CONFERENCE	0-4	0-0	1-0
HOME	0-0	0-0	1-0
AWAY	0-4	0-0	0-0
NEUTRAL	0-0	0-0	0-0
		Quadrant 4	TOTALS
		3-8	5- 14
		2-4	3- 4
		1-4	2- 10
		0-0	0- 0
		1-5	2- 9
		1-2	2- 2
		0-3	0- 7
		0-0	0- 0

Q1: (H:1-30)(N:1-50)(A:1-75) 0-5 overall, 0-4 non_conference					Q2: (H:31-75)(N:51-100)(A:76-135) 0-0 overall, 0-0 non_conference					Q3: (H:76-160)(N:101-200)(A:136-240) 2-1 overall, 1-0 non_conference					Q4: (H:161+)(N:201+)(A:241+) 3-8 overall, 1-5 non_conference																
NET	S	Opponent	Score		NET	S	Opponent	Score		NET	S	Opponent	Score		NET	S	Opponent	Score													
(H 1-15)(N 1-25)(A 1-40)					(H 31-55)(N 51-75)(A 76-100)					(H 76-160)(N 101-200)(A 136-240)					(H:161+)(N:201+)(A:241+)																
3	A	Michigan St.	33	101	1118	-----					136	A	Jacksonville St.	48	65	0119	161	H	Winthrop	70	82	1128									
6	A	Tennessee	53	96	1229	(H 56-75)(N 76-100)(A 101-135)					151	H	La.-Monroe	79	73	1123	195	H	Presbyterian	65	80	1110									
9	A	North Carolina	58	108	1116	-----					225	A	Eastern Ky.	91	85	0126	244	A	Chattanooga	60	71	1201									
(H 16-30)(N 26-50)(A 41-75)					Upcoming Games					Upcoming Games					-----																
64	A	Memphis	61	76	1106	53	H	Murray St.	0202	136	H	Jacksonville St.	0214	317	A	Tennessee St.	66	64	0103	255	A	Morehead St.	61	67	0124						
73	A	Belmont	67	79	0105	73	H	Belmont	0216	139	H	Austin Peay	0131	317	H	Tennessee St.	62	79	0117	299	H	Eastern III.	60	67	0112						
Upcoming Games															317	A	Tennessee St.	66	64	0103	317	H	Tennessee St.	62	79	0117					
															327	H	SIUE	78	69	0110	317	H	Tennessee St.	62	79	0117					
															341	A	Savannah St.	83	97	1113	327	H	SIUE	78	69	0110					
															341	H	Savannah St.	91	80	1220	341	A	Savannah St.	91	80	1220					
															343	A	Kennesaw St.	68	73	1215	341	H	Tennessee St.	62	79	0117					
															Upcoming Games					343	A	Kennesaw St.	68	73	1215						
															225	H	Eastern Ky.	0221	Upcoming Games												
															255	H	Morehead St.	0223	225					H	Eastern Ky.	0221					
															299	A	Eastern III.	0302	255					H	Morehead St.	0223					
															311	A	Southeast Mo. St.	0207	299					A	Eastern III.	0302					
															327	A	SIUE	0228	311					A	Southeast Mo. St.	0207					
															328	A	UT Martin	0209	327					A	SIUE	0228					
																				328	A	UT Martin	0209	328					A	UT Martin	0209

















































Non-Div I Games:	Warren Wilson	118	60	Hiwassee	97	60
------------------	---------------	-----	----	----------	----	----

STRENGTH

WON LOS RECORD

ROAD RECORD

STRENGTH OF SCHEDULE

Q1: (H:1-30)(N:1-50)(A:1-75) 0-2 overall, 0-2 non_conference	Q2: (H:31-75)(N:51-100)(A:76-135) 0-4 overall, 0-4 non_conference	Q3: (H:76-160)(N:101-200)(A:136-240) 0-5 overall, 0-2 non_conference	Q4: (H:161+)(N:201+)(A:241+) 2-7 overall, 1-5 non_conference
NET S Opponent Score (H 1-15)(N 1-25)(A 1-40) 30  NC State 63  82 1117 ----- (H 16-30)(N 26-50)(A 41-75) 47  San Francisco 50  93 1110 ----- Upcoming Games	NET S Opponent Score (H 31-55)(N 51-75)(A 76-100) 89  Utah 61  75 1108 97  North Texas 63  74 1120 ----- (H 56-75)(N 76-100)(A 101-135) 122  Rutgers 55  70 1229 125  Brown 67  75 0102 ----- Upcoming Games 76  Vermont 0206	NET S Opponent Score 76  Vermont 49  73 0109 144  Stony Brook 61  64 0119 158  Duquesne 46  72 1216 194  Dartmouth 52  78 1208 232  UMBC 52  61 0105 ----- Upcoming Games 144  Stony Brook 0223 210  Hartford 0213 218  UMass Lowell 0130	NET S Opponent Score 170  Princeton 59  73 1128 210  Hartford 76  77 0116 245  Fordham 75 68 1204 261  Quinnipiac 50  58 1125 277  Albany (NY) 66 62 0112 294  Central Conn. St. 90  93 1222 307  Denver 50  63 1106 316  Saint Peter's 59  63 1201 333  Binghamton 66  78 0126 ----- Upcoming Games 218  UMass Lowell 0227 232  UMBC 0210 277  Albany (NY) 0217 333  Binghamton 0302 347  New Hampshire 0203 347  New Hampshire 0305

Loss Non-Conf H - HOME A-AWAY N-NEUTRAL

Average NET Win: 283

WON-LOST
RECORD

ROAD
RECORD

STRENGTH
OF SCHEDULE

Average NET Loss: 215

DIV. I ONLY	4- 16	1- 10	295
DIV. I NON-CONF.	2- 10	0- 6	239
Quadrant 1		Quadrant 2	Quadrant 3
OVERALL	0-0	0-3	1-4
HOME	0-0	0-1	0-1
AWAY	0-0	0-2	0-3
NEUTRAL	0-0	0-0	1-0
NON-CONFERENCE	0-0	0-3	1-3
HOME	0-0	0-1	0-1
AWAY	0-0	0-2	0-2
NEUTRAL	0-0	0-0	1-0
		Quadrant 4	TOTALS
		3-9	4- 16
		1-4	1- 6
		1-5	1- 10
		1-0	2- 0
		1-4	2- 10
		0-2	0- 4
		0-2	0- 6
		1-0	2- 0

Q1: (H:1-30)(N:1-50)(A:1-75) 0-0 overall, 0-0 non_conference			Q2: (H:31-75)(N:51-100)(A:76-135) 0-3 overall, 0-3 non_conference			Q3: (H:76-160)(N:101-200)(A:136-240) 1-4 overall, 1-3 non_conference			Q4: (H:161+)(N:201+)(A:241+) 3-9 overall, 1-4 non_conference		
NET S Opponent Score			NET S Opponent Score			NET S Opponent Score			NET S Opponent Score		
(H 1-15)(N 1-25)(A 1-40)			(H 31-55)(N 51-75)(A 76-100)			(H 76-160)(N 101-200)(A 136-240)			(H:161+)(N:201+)(A:241+)		
-----			46 H Hofstra 50 80 1210			144 H Stony Brook 62 69 1205			245 H Fordham 56 57 1201		
(H 16-30)(N 26-50)(A 41-75)			78 A UConn 46 61 1215			159 A Rider 47 60 0119			258 A Siena 40 53 0126		
-----			92 A Northern Ky. 53 59 1117			166 N Coastal Caro. 55 53 1116			259 A George Washington 43 70 1124		
Upcoming Games			(H 56-75)(N 76-100)(A 101-135)			223 A St. Francis Brooklyn 56 72 1223			261 H Quinnipiac 59 63 0103		
			-----			232 A UMBC 52 75 1112			277 A Albany (NY) 67 77 1220		
			Upcoming Games			Upcoming Games			282 A Marist 63 78 0108		
						159 H Rider 0205			282 H Marist 46 62 0121		
						240 A Canisius 0217			296 H Niagara 90 80 0105		
									297 A Monmouth 49 65 0112		
									298 H Elon 56 62 1106		
									316 A Saint Peter's 58 56 0117		
									353 N UNC Asheville 54 38 1118		

									Upcoming Games		
									211 H Iona 0222		
									258 H Siena 0208		
									261 A Quinnipiac 0303		
									281 H Fairfield 0131		
									281 A Fairfield 0224		
									296 A Niagara 0215		
									297 H Monmouth 0301		
									316 H Saint Peter's 0202		

Non-Div I Games:

Average NET Win: 335

WON-LOST

ROAD

STRENGTH

Average NET Loss: 189

RECORD

RECORD

OF SCHEDULE

DIV. I ONLY		2- 18	2- 14	254	
DIV. I NON-CONF.		0- 14	0- 13	157	
<hr/>					
	Quadrant 1	Quadrant 2	Quadrant 3	Quadrant 4	TOTALS
OVERALL	0-4	0-2	0-3	2-9	2- 18
HOME	0-0	0-0	0-0	0-4	0- 4
AWAY	0-4	0-2	0-3	2-5	2- 14
NEUTRAL	0-0	0-0	0-0	0-0	0- 0
NON-CONFERENCE	0-4	0-2	0-3	0-5	0- 14
HOME	0-0	0-0	0-0	0-1	0- 1
AWAY	0-4	0-2	0-3	0-4	0- 13
NEUTRAL	0-0	0-0	0-0	0-0	0- 0

Q1: (H:1-30)(N:1-50)(A:1-75) 0-4 overall, 0-4 non_conference						Q2: (H:31-75)(N:51-100)(A:76-135) 0-2 overall, 0-2 non_conference						Q3: (H:76-160)(N:101-200)(A:136-240) 0-3 overall, 0-3 non_conference						Q4: (H:161+)(N:201+)(A:241+) 2-9 overall, 0-5 non_conference					
NET S	Opponent (H 1-15)(N 1-25)(A 1-40)			Score		NET S	Opponent (H 31-55)(N 51-75)(A 76-100)			Score		NET S	Opponent			Score		NET S	Opponent			Score	
10	A	Virginia Tech	44	81	1209		-----					142	A	Samford	60	77	1125	195	H	Presbyterian	70	72	0102
26	A	Cincinnati	56	77	1222		(H 56-75)(N 76-100)(A 101-135)					149	A	Miami (OH)	55	79	1220	248	H	Norfolk St.	69	74	0121
38	A	Ohio St.	61	89	1118		-----					230	A	Purdue Fort Wayne	68	72	1120	257	H	N.C. A&T	77	80	0105
						104	A	Tulsa	52	74	1110	Upcoming Games						271	A	Charleston So.	72	89	1113
						112	A	Col. of Charleston	70	83	1128							279	A	Jacksonville	69	71	1201
						Upcoming Games												291	A	Cleveland St.	69	84	1116
																		323	A	Morgan St.	72	68	0112
																		329	A	USC Upstate	84	88	1215
																		330	H	Howard	67	71	0119
																		341	A	Savannah St.	88	92	0126
																		346	A	Coppin St.	70	68	0114
																		Upcoming Games					
																		257	A	N.C. A&T			0223
																		319	H	Bethune-Cookman			0216
																		319	A	Bethune-Cookman			0302
																		322	H	Florida A&M			0218
																		323	H	Morgan St.			0209
																		324	A	N.C. Central			0225
																		341	H	Savannah St.			0307
																		346	H	Coppin St.			0211
																		351	A	Delaware St.			0204
																		352	A	UMES			0202

Non-Div I Games: Voorhees	90	69	Brevard	99	51
---------------------------	----	----	---------	----	----

Average NET Win: 324

WON-LOST RECORD

ROAD RECORD

STRENGTH OF SCHEDULE

Average NET Loss: 202

DIV. I ONLY		2- 14	0- 9	324
DIV. I NON-CONF.		2- 9	0- 7	294
Quadrant 1		Quadrant 2	Quadrant 3	Quadrant 4
OVERALL	0-1	0-2	0-3	2-8
HOME	0-0	0-0	0-0	1-4
AWAY	0-1	0-1	0-3	0-4
NEUTRAL	0-0	0-1	0-0	1-0
NON-CONFERENCE	0-1	0-2	0-2	2-4
HOME	0-0	0-0	0-0	1-1
AWAY	0-1	0-1	0-2	0-3
NEUTRAL	0-0	0-1	0-0	1-0
				TOTALS
				2- 14
				1- 4
				0- 9
				1- 1
				2- 9
				1- 1
				0- 7
				1- 1

Q1: (H:1-30)(N:1-50)(A:1-75) 0-1 overall, 0-1 non_conference		Q2: (H:31-75)(N:51-100)(A:76-135) 0-2 overall, 0-2 non_conference		Q3: (H:76-160)(N:101-200)(A:136-240) 0-3 overall, 0-2 non_conference		Q4: (H:161+)(N:201+)(A:241+) 2-8 overall, 2-4 non_conference	
NET S Opponent Score		NET S Opponent Score		NET S Opponent Score		NET S Opponent Score	
(H 1-15)(N 1-25)(A 1-40)		(H 31-55)(N 51-75)(A 76-100)		(H 76-160)(N 101-200)(A 136-240)		(H 161-320)(N 201-320)(A 241-320)	
-----		-----		-----		-----	
(H 16-30)(N 26-50)(A 41-75)		(H 56-75)(N 76-100)(A 101-135)		Upcoming Games		Upcoming Games	
67 A Arizona 61 82 1111		80 A Fresno St. 67 76 1201		126 H UC Irvine 0307		178 H Cal St. Fullerton 63 80 0126	
-----		-----		148 H UC Santa Barbara 0309		191 H UT Arlington 70 75 1221	
Upcoming Games		94 N Texas St. 42 54 1121		164 A Hawaii 0214		258 A Siena 54 75 1229	
		Upcoming Games		178 A Cal St. Fullerton 0228		267 A California 66 67 1215	
		126 A UC Irvine 0221		215 A Long Beach St. 0302		270 H CSUN 74 78 0112	
						280 H UC Riverside 51 74 0123	
						300 A UC Davis 63 75 0119	
						315 A Portland 67 72 1123	
						319 H Bethune-Cookman 80 78 1208	
						329 N USC Upstate 75 74 1124	
						Upcoming Games	
						164 H Hawaii 0223	
						215 H Long Beach St. 0209	
						270 A CSUN 0202	
						280 A UC Riverside 0131	
						300 H UC Davis 0207	

Non-Div I Games: MenIn	82 75	Holv Names	68 47
------------------------	-------	------------	-------

Average NET Win: 319 WON-LOST ROAD STRENGTH
Average NET Loss: 168 RECORD RECORD OF SCHEDULE

DIV. I ONLY	4- 13	1- 8	286
DIV. I NON-CONF.	2- 8	0- 7	250
Quadrant 1		Quadrant 2	Quadrant 3
OVERALL	0-2	0-3	0-3
HOME	0-0	0-0	0-1
AWAY	0-2	0-3	0-2
NEUTRAL	0-0	0-0	0-0
NON-CONFERENCE	0-2	0-3	0-2
HOME	0-0	0-0	0-1
AWAY	0-2	0-3	0-1
NEUTRAL	0-0	0-0	0-0
		Quadrant 4	TOTALS
		4-5	4- 13
		2-4	2- 5
		1-1	1- 8
		1-0	1- 0
		2-1	2- 8
		1-0	1- 1
		0-1	0- 7
		1-0	1- 0

Q1: (H:1-30)(N:1-50)(A:1-75) 0-2 overall, 0-2 non_conference					Q2: (H:31-75)(N:51-100)(A:76-135) 0-3 overall, 0-3 non_conference					Q3: (H:76-160)(N:101-200)(A:136-240) 0-3 overall, 0-2 non_conference					Q4: (H:161+)(N:201+)(A:241+) 4-5 overall, 2-1 non_conference						
NET	S	Opponent	Score		NET	S	Opponent	Score		NET	S	Opponent	Score		NET	S	Opponent	Score			
(H 1-15)(N 1-25)(A 1-40)					(H 31-55)(N 51-75)(A 76-100)					(H 76-160)(N 101-200)(A 136-240)					(H:161+)(N:201+)(A:241+)						
8	A	Houston	55	82	1119					151	H	La.-Monroe	52	80	1127	186	H	Sam Houston St.	64	78	0123
18	A	Texas Tech	44	79	1212					167	A	Abilene Christian	69	78	0119	242	H	A&M-Corpus Christi	61	62	0109
(H 16-30)(N 26-50)(A 41-75)					(H 56-75)(N 76-100)(A 101-135)																
					108	A	Texas A&M	59	80	1203	Upcoming Games					249	A	UTEP	47	77	1201
					111	A	BYU	57	82	1113						276	A	SFA	61	59	0112
					123	A	SMU	58	69	1108						301	H	Southeastern La.	53	69	0126
Upcoming Games																					

Non-Div I Games: Centenary (I A)	102	62	Champion Chris	86	65	Louisiana Col	84	64
----------------------------------	-----	----	----------------	----	----	---------------	----	----

STRENGTH

STRENGTH OF SCHEDULE

Q1: (H:1-30)(N:1-50)(A:1-75) 0-2 overall, 0-2 non_conference						Q2: (H:31-75)(N:51-100)(A:76-135) 0-1 overall, 0-1 non_conference						Q3: (H:76-160)(N:101-200)(A:136-240) 0-4 overall, 0-3 non_conference						Q4: (H:161+)(N:201+)(A:241+) 2-7 overall, 1-2 non_conference																	
NET	S	Opponent	Score			NET	S	Opponent	Score			NET	S	Opponent	Score			NET	S	Opponent	Score														
(H 1-15)(N 1-25)(A 1-40)						(H 31-55)(N 51-75)(A 76-100)						(H 76-160)(N 101-200)(A 136-240)						(H 161+)(N 201+)(A 241+)																	
16	A	LSU	50	91	1209	99	A	DePaul	71	81	1219	114	N	Montana	66	93	1116	173	H	Northern Colo.	64	90	1121												
18	A	Texas Tech	37	87	1106							175	N	Fla. Atlantic	68	71	1118	226	N	North Dakota St.	80	78	1117												
-----						(H 56-75)(N 76-100)(A 101-135)						-----						263 H Central Ark.						60	77	0116									
(H 16-30)(N 26-50)(A 41-75)																		265 H New Orleans						52	61	0126									
-----						Upcoming Games						Upcoming Games						Upcoming Games						272 A Lamar University						81	87	0123			
Upcoming Games																		167 A Abilene Christian						0309	276 H SFA						71	74	0119		
																								309 H Nicholls St.						65	58	0105			
																								313 H McNeese						77	88	0102			
																								327 A SIUE						68	80	1125			
																								Upcoming Games											
																								167 H Abilene Christian						0216					
																								242 A A&M-Corpus Christi						0209					
																								242 H A&M-Corpus Christi						0302					
																								265 A New Orleans						0202					
																								272 H Lamar University						0220					
																								276 A SFA						0223					
																								301 A Southeastern La.						0213					
																								302 H Houston Baptist						0130					
																								302 A Houston Baptist						0306					
																								339 A Northwestern St.						0227					

Loss Non-Conf H - HOME A-AWAY N-NEUTRAL

Incarnate Word

Average NET Win: 335

WON-LOST
RECORD

ROAD
RECORD

STRENGTH
OF SCHEDULE

Average NET Loss: 161

DIV. I ONLY	4- 14	1- 12	302
DIV. I NON-CONF.	2- 11	0- 10	180
Quadrant 1		Quadrant 2	Quadrant 3
OVERALL	0-3	0-4	0-2
HOME	0-0	0-0	0-0
AWAY	0-3	0-4	0-2
NEUTRAL	0-0	0-0	0-0
NON-CONFERENCE	0-3	0-4	0-2
HOME	0-0	0-0	0-0
AWAY	0-3	0-4	0-2
NEUTRAL	0-0	0-0	0-0
		Quadrant 4	TOTALS
		4-5	4- 14
		2-2	2- 2
		1-3	1- 12
		1-0	1- 0
		2-2	2- 11
		1-1	1- 1
		0-1	0- 10
		1-0	1- 0

Q1: (H:1-30)(N:1-50)(A:1-75) 0-3 overall, 0-3 non_conference					Q2: (H:31-75)(N:51-100)(A:76-135) 0-4 overall, 0-4 non_conference					Q3: (H:76-160)(N:101-200)(A:136-240) 0-2 overall, 0-2 non_conference					Q4: (H:161+)(N:201+)(A:241+) 4-5 overall, 2-2 non_conference								
NET	S	Opponent	Score		NET	S	Opponent	Score		NET	S	Opponent	Score		NET	S	Opponent	Score					
(H 1-15)(N 1-25)(A 1-40)					(H 31-55)(N 51-75)(A 76-100)					(H 76-160)(N 101-200)(A 136-240)					(H:161+)(N:201+)(A:241+)								
14	A	Wisconsin	60	101	1213	88	A	Georgia	76	110	1109	138	A	Kent St.	84	***	1120	190	H	Gardner-Webb	77	97	1116
25	A	Iowa	64	110	1222	93	A	Vanderbilt	85	120	1127	190	A	Gardner-Webb	60	97	1201	248	H	Norfolk St.	76	82	0119
-----					-----					-----					-----								
(H 16-30)(N 26-50)(A 41-75)					(H 56-75)(N 76-100)(A 101-135)					Upcoming Games					Upcoming Games								
48	A	Liberty	56	82	1125	105	A	South Dakota St.	72	139	1211						322	H	Florida A&M	64	69	0112	
-----					-----																		
Upcoming Games					Upcoming Games																		

Non-Div I Games: Middle Ga St 105 95

Average NET Win: 336

WON-LOST RECORD

ROAD RECORD

STRENGTH OF SCHEDULE

Average NET Loss: 184

DIV. I ONLY	2- 17	0- 11	288
DIV. I NON-CONF.	0- 12	0- 8	84

	Quadrant 1	Quadrant 2	Quadrant 3	Quadrant 4	TOTALS
OVERALL	0-5	0-2	0-1	2-9	2- 17
HOME	0-0	0-0	0-0	2-3	2- 3
AWAY	0-5	0-2	0-1	0-3	0- 11
NEUTRAL	0-0	0-0	0-0	0-3	0- 3
NON-CONFERENCE	0-5	0-2	0-1	0-4	0- 12
HOME	0-0	0-0	0-0	0-1	0- 1
AWAY	0-5	0-2	0-1	0-0	0- 8
NEUTRAL	0-0	0-0	0-0	0-3	0- 3

Q1: (H:1-30)(N:1-50)(A:1-75) 0-5 overall, 0-5 non_conference				Q2: (H:31-75)(N:51-100)(A:76-135) 0-2 overall, 0-2 non_conference				Q3: (H:76-160)(N:101-200)(A:136-240) 0-1 overall, 0-1 non_conference				Q4: (H:161+)(N:201+)(A:241+) 2-9 overall, 0-4 non_conference			
NET	S	Opponent	Score	NET	S	Opponent	Score	NET	S	Opponent	Score	NET	S	Opponent	Score
		(H 1-15)(N 1-25)(A 1-40)				(H 31-55)(N 51-75)(A 76-100)									
11	A	Louisville	54 104 1113									214	H	California Baptist	76 79 1219
13	A	Iowa St.	65 101 1209									229	H	Texas Southern	67 77 0107
19	A	Marquette	41 84 1228									238	H	Prairie View	73 82 0105
		(H 16-30)(N 26-50)(A 41-75)				(H 56-75)(N 76-100)(A 101-135)						269	N	Western Mich.	70 85 1123
43	A	Alabama	62 82 1106	105	A	South Dakota St.	92 101 1207					308	A	Grambling	63 69 0112
44	A	Baylor	53 80 1110	129	A	George Mason	65 69 1117					320	A	Jackson St.	58 64 0114
		Upcoming Games				Upcoming Games						321	H	Ark.-Pine Bluff	69 67 0119
												324	N	N.C. Central	71 83 1124
												339	N	Northwestern St.	66 69 1215
												344	A	Alabama A&M	62 68 0126
												350	H	Mississippi Val.	80 56 0121
														Upcoming Games	
												308	H	Grambling	0209
												310	A	Alabama St.	0128
												310	H	Alabama St.	0225
												320	H	Jackson St.	0211
												321	A	Ark.-Pine Bluff	0216
												344	H	Alabama A&M	0223
												345	A	Alcorn	0202
												345	H	Alcorn	0302
												350	A	Mississippi Val.	0218

Non-Div I Games: 74 65

Average NET Win: 334 WON-LOST ROAD STRENGTH
Average NET Loss: 140 RECORD RECORD OF SCHEDULE

DIV. I ONLY	1- 18	0- 9	91
DIV. I NON-CONF.	1- 12	0- 6	71
Quadrant 1		Quadrant 2	Quadrant 3
OVERALL	0-3	0-6	0-4
HOME	0-0	0-3	0-0
AWAY	0-3	0-2	0-3
NEUTRAL	0-0	0-1	0-1
NON-CONFERENCE	0-2	0-5	0-3
HOME	0-0	0-2	0-0
AWAY	0-2	0-2	0-2
NEUTRAL	0-0	0-1	0-1
		Quadrant 4	TOTALS
		1-5	1- 18
		1-3	1- 6
		0-1	0- 9
		0-1	0- 3
		1-2	1- 12
		1-1	1- 3
		0-0	0- 6
		0-1	0- 3

Q1: (H:1-30)(N:1-50)(A:1-75) 0-3 overall, 0-2 non_conference				Q2: (H:31-75)(N:51-100)(A:76-135) 0-6 overall, 0-5 non_conference				Q3: (H:76-160)(N:101-200)(A:136-240) 0-4 overall, 0-3 non_conference				Q4: (H:161+)(N:201+)(A:241+) 1-5 overall, 1-2 non_conference			
NET S Opponent Score				NET S Opponent Score				NET S Opponent Score				NET S Opponent Score			
(H 1-15)(N 1-25)(A 1-40)				(H 31-55)(N 51-75)(A 76-100)				(H 76-160)(N 101-200)(A 136-240)				(H:161+)(N:201+)(A:241+)			
33 A Kansas St. 41 56 1109				46 H Hofstra 52 78 1201				102 N Old Dominion 47 65 1117				225 N Eastern Ky. 81 100 1119			
-----				48 H Liberty 41 62 0116				142 A Samford 60 74 1112				250 H FGCU 59 72 0119			
(H 16-30)(N 26-50)(A 41-75)				88 A Georgia 51 84 1127				160 A NJIT 52 72 0105				279 H Jacksonville 70 90 0109			
41 A Lipscomb 57 86 0121				90 A Georgia Tech 57 87 1228				190 A Gardner-Webb 77 81 1213				298 H Elon 67 76 1218			
65 A Yale 65 92 0102				-----				Upcoming Games				312 A North Ala. 71 76 0124			
Upcoming Games				(H 56-75)(N 76-100)(A 101-135)				160 H NJIT 0209				334 H Tennessee Tech 73 68 1215			
48 A Liberty 0226				73 H Belmont 53 91 1124				202 A North Florida 0213				Upcoming Games			
				79 N Missouri 52 55 1116								202 H North Florida 0130			
				Upcoming Games								250 A FGCU 0223			
				41 H Lipscomb 0216								279 A Jacksonville 0206			
												312 H North Ala. 0220			
												349 A Stetson 0202			
												349 H Stetson 0301			

Non-Div I Games: Onlethorne 68 57

STRENGTH

OF SCHEDULE

DIV. I ONLY		3- 17	0- 11	335	
DIV. I NON-CONF.		1- 13	0- 9	233	
	Quadrant 1	Quadrant 2	Quadrant 3	Quadrant 4	TOTALS
OVERALL	0-1	0-2	0-6	3-8	3- 17
HOME	0-0	0-0	0-3	2-2	2- 5
AWAY	0-1	0-2	0-3	0-5	0- 11
NEUTRAL	0-0	0-0	0-0	1-1	1- 1
NON-CONFERENCE	0-1	0-2	0-6	1-4	1- 13
HOME	0-0	0-0	0-3	0-0	0- 3
AWAY	0-1	0-2	0-3	0-3	0- 9
NEUTRAL	0-0	0-0	0-0	1-1	1- 1

Q1: (H:1-30)(N:1-50)(A:1-75) 0-1 overall, 0-1 non_conference				Q2: (H:31-75)(N:51-100)(A:76-135) 0-2 overall, 0-2 non_conference				Q3: (H:76-160)(N:101-200)(A:136-240) 0-6 overall, 0-6 non_conference				Q4: (H:161+)(N:201+)(A:241+) 3-8 overall, 1-4 non_conference			
NET S Opponent Score (H 1-15)(N 1-25)(A 1-40)	NET S Opponent Score (H 31-55)(N 51-75)(A 76-100)	NET S Opponent Score (H 76-160)(N 101-200)(A 136-240)	NET S Opponent Score (H 161+)(N 201+)(A 241+)												
8 A Houston 54 101 1110	82 A South Fla. 63 80 1106	134 H UAB 57 67 1129 139 H Austin Peay 61 73 1201 142 H Samford 59 77 1209 164 A Hawaii 63 71 1229 168 A Pepperdine 64 *** 1231 205 A Rice 59 73 1112	245 A Fordham 46 77 1125 252 N La Salle 57 80 1221 264 A South Alabama 67 79 1219 303 N Tulane 67 59 1222 308 H Grambling 65 60 0107 310 H Alabama St. 54 72 0119 320 H Jackson St. 51 54 0105 321 A Ark.-Pine Bluff 49 50 0114 339 A Northwestern St. 66 70 1123 342 H Southern U. 68 62 0126 350 A Mississippi Val. 63 72 0112												
Upcoming Games	Upcoming Games	Upcoming Games	Upcoming Games												
		229 A Texas Southern 0204 238 A Prairie View 0202	229 H Texas Southern 0304 238 H Prairie View 0302 308 A Grambling 0309 310 A Alabama St. 0216 320 A Jackson St. 0307 321 H Ark.-Pine Bluff 0211 342 A Southern U. 0223 345 H Alcorn 0128 345 A Alcorn 0225 350 H Mississippi Val. 0209												

Non-Div I Games:

Average NET Win: 336 WON-LOST RECORD ROAD RECORD STRENGTH OF SCHEDULE
Average NET Loss: 183

DIV. I ONLY	2- 13	0- 10	280
DIV. I NON-CONF.	0- 8	0- 7	25

	Quadrant 1	Quadrant 2	Quadrant 3
OVERALL	0-2	0-4	0-1
HOME	0-0	0-0	0-0
AWAY	0-2	0-4	0-1
NEUTRAL	0-0	0-0	0-0
NON-CONFERENCE	0-2	0-4	0-1
HOME	0-0	0-0	0-0
AWAY	0-2	0-4	0-1
NEUTRAL	0-0	0-0	0-0
			Quadrant 4
			2-6
			2-2
			0-3
			0-1
			0-1
			0-0
			0-0
			0-1
			0-1
			TOTALS
			2- 13
			2- 2
			0- 10
			0- 1
			0- 8
			0- 0
			0- 7
			0- 1

Q1: (H:1-30)(N:1-50)(A:1-75) 0-2 overall, 0-2 non_conference				Q2: (H:31-75)(N:51-100)(A:76-135) 0-4 overall, 0-4 non_conference				Q3: (H:76-160)(N:101-200)(A:136-240) 0-1 overall, 0-1 non_conference				Q4: (H:161+)(N:201+)(A:241+) 2-6 overall, 0-1 non_conference			
NET S Opponent Score				NET S Opponent Score				NET S Opponent Score				NET S Opponent Score			
(H 1-15)(N 1-25)(A 1-40)				(H 31-55)(N 51-75)(A 76-100)				(H 76-160)(N 101-200)(A 136-240)				(H:161+)(N:201+)(A:241+)			
29 A Mississippi St. 65 88 1126				82 A South Fla. 44 83 1221				138 A Kent St. 48 79 1118				229 H Texas Southern 70 87 0105			
(H 16-30)(N 26-50)(A 41-75)				93 A Vanderbilt 54 79 1116				Upcoming Games				238 H Prairie View 54 57 0107			
48 A Liberty 54 76 1123				(H 56-75)(N 76-100)(A 101-135)				229 A Texas Southern 0307				308 A Grambling 42 77 0114			
Upcoming Games				104 A Tulsa 56 73 1106				238 A Prairie View 0309				310 A Alabama St. 59 74 0126			
				134 A UAB 49 76 1218								320 A Jackson St. 52 59 0112			
				Upcoming Games								321 H Ark.-Pine Bluff 74 69 0121			
												341 N Savannah St. 75 80 1124			
												350 H Mississippi Val. 63 57 0119			
												Upcoming Games			
												308 H Grambling 0211			
												310 H Alabama St. 0223			
												320 H Jackson St. 0209			
												321 A Ark.-Pine Bluff 0218			
												342 H Southern U. 0202			
												342 A Southern U. 0302			
												344 A Alabama A&M 0128			
												344 H Alabama A&M 0225			
												350 A Mississippi Val. 0216			

A
l
c
o
r
n

Non-Div I Games: Fisk	75	45	Champion Chris	109	45	Blue Mountain (MS	79	55	Rust	103	66
-----------------------	----	----	----------------	-----	----	-------------------	----	----	------	-----	----

Average NET Win:339

Average NET Loss:176

WON-LOST
RECORD

ROAD
RECORD

STRENGTH
OF SCHEDULE

DIV. I ONLY	3- 19	2- 13	256
DIV. I NON-CONF.	0- 15	0- 12	94
Quadrant 1		Quadrant 2	Quadrant 3
OVERALL	0-5	0-2	0-3
HOME	0-0	0-0	0-0
AWAY	0-5	0-2	0-3
NEUTRAL	0-0	0-0	0-0
NON-CONFERENCE	0-5	0-2	0-3
HOME	0-0	0-0	0-0
AWAY	0-5	0-2	0-3
NEUTRAL	0-0	0-0	0-0
		Quadrant 4	TOTALS
		3-9	3- 19
		1-5	1- 5
		2-3	2- 13
		0-1	0- 1
		0-5	0- 15
		0-2	0- 2
		0-2	0- 12
		0-1	0- 1

Q1: (H:1-30)(N:1-50)(A:1-75) 0-5 overall, 0-5 non_conference				Q2: (H:31-75)(N:51-100)(A:76-135) 0-2 overall, 0-2 non_conference				Q3: (H:76-160)(N:101-200)(A:136-240) 0-3 overall, 0-3 non_conference				Q4: (H:161+)(N:201+)(A:241+) 3-9 overall, 0-5 non_conference			
NET	S	Opponent	Score	NET	S	Opponent	Score	NET	S	Opponent	Score	NET	S	Opponent	Score
(H 1-15)(N 1-25)(A 1-40)				(H 31-55)(N 51-75)(A 76-100)				(H 76-160)(N 101-200)(A 136-240)				(H:161+)(N:201+)(A:241+)			
1	A	Virginia	40 97 1116	91	A	Notre Dame	56 63 1229	151	A	La.-Monroe	63 80 1221	232	H	UMBC	60 71 1203
8	A	Houston	44 75 1223	96	A	Dayton	46 76 1110	159	A	Rider	67 87 1119	243	A	James Madison	71 81 1129
14	A	Wisconsin	63 85 1106					213	A	Richmond	47 82 1205	248	H	Norfolk St.	66 80 0112
31	A	Wofford	65 99 1121	(H 56-75)(N 76-100)(A 101-135)				Upcoming Games				257	A	N.C. A&T	71 80 0121
(H 16-30)(N 26-50)(A 41-75)				Upcoming Games								271	N	Charleston So.	67 93 1123
51	A	UNC Greensboro	54 77 1212									293	A	Navy	58 77 1114
Upcoming Games												317	H	Tennessee St.	55 64 1209
												322	H	Florida A&M	70 72 0126
												324	A	N.C. Central	64 60 0119
												337	H	South Carolina St.	68 70 0114
												341	H	Savannah St.	73 67 0105
												351	A	Delaware St.	64 60 0107
												Upcoming Games			
												248	A	Norfolk St.	0302
												319	H	Bethune-Cookman	0128
												323	H	Morgan St.	0202
												323	A	Morgan St.	0307
												330	H	Howard	0223
												337	A	South Carolina St.	0211
												341	A	Savannah St.	0209
												351	H	Delaware St.	0225
												352	A	UMES	0216

Non-Div I Games:

Average NET Win: 218

WON-LOST RECORD

ROAD RECORD

STRENGTH OF SCHEDULE

Average NET Loss: 213

DIV. I ONLY	1- 16	0- 10	243
DIV. I NON-CONF.	0- 11	0- 7	312
Quadrant 1		Quadrant 2	Quadrant 3
OVERALL	0-1	0-1	0-6
HOME	0-0	0-0	0-1
AWAY	0-1	0-1	0-5
NEUTRAL	0-0	0-0	0-0
NON-CONFERENCE	0-1	0-1	0-3
HOME	0-0	0-0	0-0
AWAY	0-1	0-1	0-3
NEUTRAL	0-0	0-0	0-0
		Quadrant 4	TOTALS
		1-8	1- 16
		1-5	1- 6
		0-3	0- 10
		0-0	0- 0
		0-6	0- 11
		0-4	0- 4
		0-2	0- 7
		0-0	0- 0

Q1: (H:1-30)(N:1-50)(A:1-75) 0-1 overall, 0-1 non_conference				Q2: (H:31-75)(N:51-100)(A:76-135) 0-1 overall, 0-1 non_conference				Q3: (H:76-160)(N:101-200)(A:136-240) 0-6 overall, 0-3 non_conference				Q4: (H:161+)(N:201+)(A:241+) 1-8 overall, 0-6 non_conference			
NET S Opponent Score				NET S Opponent Score				NET S Opponent Score				NET S Opponent Score			
(H 1-15)(N 1-25)(A 1-40)				(H 31-55)(N 51-75)(A 76-100)				(H 76-160)(N 101-200)(A 136-240)				(H:161+)(N:201+)(A:241+)			
-----				-----				-----				-----			
(H 16-30)(N 26-50)(A 41-75)				(H 56-75)(N 76-100)(A 101-135)				(H 76-160)(N 101-200)(A 136-240)				(H:161+)(N:201+)(A:241+)			
60 A Seton Hall 57 77 1204				78 A UConn 66 91 1125				76 H Vermont 59 73 0116				218 H UMass Lowell 68 64 0109			
-----				-----				-----				-----			
Upcoming Games				Upcoming Games				Upcoming Games				Upcoming Games			
				76 A Vermont 0213				144 H Stony Brook 0216				326 A Bryant 65 75 1201			
								218 A UMass Lowell 0206				333 A Binghamton 58 69 0105			
								232 A UMBC 0302				-----			
												210 H Hartford 0221			
												277 H Albany (NY) 0130			
												277 A Albany (NY) 0227			
												333 H Binghamton 0209			
												335 A Maine 0203			
												335 H Maine 0305			

Non-Div I Games: Rivier	108 54	CMSV	100 61
-------------------------	--------	------	--------

Average NET Win:	299	WON-LOST	ROAD	STRENGTH
Average NET Loss:	154	RECORD	RECORD	OF SCHEDULE

DIV. I ONLY		1- 18	0- 14	132	
DIV. I NON-CONF.		1- 12	0- 11	158	
	Quadrant 1	Quadrant 2	Quadrant 3	Quadrant 4	TOTALS
OVERALL	0-3	0-4	0-7	1-4	1- 18
HOME	0-0	0-0	0-1	1-2	1- 3
AWAY	0-3	0-4	0-6	0-1	0- 14
NEUTRAL	0-0	0-0	0-0	0-1	0- 1
NON-CONFERENCE	0-3	0-3	0-4	1-2	1- 12
HOME	0-0	0-0	0-0	1-0	1- 0
AWAY	0-3	0-3	0-4	0-1	0- 11
NEUTRAL	0-0	0-0	0-0	0-1	0- 1

[illegible]

Non-Div I Games: Trinity Christian	84	82	Fast-West II	90	67
------------------------------------	----	----	--------------	----	----

Average NET Win: 323

Average NET Loss: 181

WON-LOST
RECORD

ROAD
RECORD

STRENGTH
OF SCHEDULE

DIV. I ONLY	2- 17	0- 11	231
DIV. I NON-CONF.	2- 11	0- 8	291
Quadrant 1		Quadrant 2	Quadrant 3
OVERALL	0-4	0-2	0-2
HOME	0-0	0-1	0-1
AWAY	0-4	0-1	0-1
NEUTRAL	0-0	0-0	0-0
NON-CONFERENCE	0-3	0-1	0-1
HOME	0-0	0-0	0-0
AWAY	0-3	0-1	0-1
NEUTRAL	0-0	0-0	0-0
		Quadrant 4	TOTALS
		2-9	2- 17
		2-4	2- 6
		0-5	0- 11
		0-0	0- 0
		2-6	2- 11
		2-3	2- 3
		0-3	0- 8
		0-0	0- 0

Q1: (H:1-30)(N:1-50)(A:1-75) 0-4 overall, 0-3 non_conference					Q2: (H:31-75)(N:51-100)(A:76-135) 0-2 overall, 0-1 non_conference					Q3: (H:76-160)(N:101-200)(A:136-240) 0-2 overall, 0-1 non_conference					Q4: (H:161+)(N:201+)(A:241+) 2-9 overall, 2-6 non_conference								
NET	S	Opponent	Score		NET	S	Opponent	Score		NET	S	Opponent	Score		NET	S	Opponent	Score					
(H 1-15)(N 1-25)(A 1-40)					(H 31-55)(N 51-75)(A 76-100)					(H 76-160)(N 101-200)(A 136-240)					(H:161+)(N:201+)(A:241+)								
4	A	Duke	49	113	1201	48	H	Liberty	53	71	0109	160	H	NJIT	59	82	0124	202	H	North Florida	77	87	0116
34	A	UCF	65	90	1216	82	A	South Fla.	71	75	1128	163	A	Missouri St.	70	83	1111	231	H	Robert Morris	72	81	1119
-----					-----					-----					-----								
(H 16-30)(N 26-50)(A 41-75)					(H 56-75)(N 76-100)(A 101-135)					Upcoming Games					Upcoming Games								
41	A	Lipscomb	71	95	0112	Upcoming Games					160	A	NJIT	0220		250	A	FGCU	65	87	0121		
75	A	Southern California	59	95	1114	41	H	Lipscomb	0127		202	A	North Florida	0226		260	A	Longwood	63	77	1221		
-----					-----					-----					-----								
Upcoming Games					-----					-----					-----								
48	A	Liberty			0205											282	H	Marist	75	79	1208		
															292	H	Western Ill.	68	64	1205			
															301	A	Southeastern La.	57	69	1117			
															312	A	North Ala.	62	63	0119			
															318	H	VMI	79	87	1123			
															319	A	Bethune-Cookman	74	84	1126			
															353	H	UNC Asheville	80	74	1218			

															Upcoming Games								
															250	H	FGCU	0216					
															279	A	Jacksonville	0130					
															279	H	Jacksonville	0213					
															312	H	North Ala.	0223					
															343	H	Kennesaw St.	0202					
															343	A	Kennesaw St.	0301					

Non-Div I Games: Edward Waters 72 65 Johnson (FI) 116 66

Average NET Win: 323 WON-LOST ROAD STRENGTH
Average NET Loss: 186 RECORD RECORD OF SCHEDULE

DIV. I ONLY	2- 17	0- 14	323
DIV. I NON-CONF.	1- 12	0- 11	146

Quadrant 1	Quadrant 2	Quadrant 3	Quadrant 4
OVERALL 0-3	0-4	0-4	2-6
HOME 0-0	0-0	0-0	2- 3
AWAY 0-3	0-4	0-4	0- 14
NEUTRAL 0-0	0-0	0-0	0- 0
NON-CONFERENCE 0-3	0-4	0-4	1- 12
HOME 0-0	0-0	0-0	1- 1
AWAY 0-3	0-4	0-4	0- 11
NEUTRAL 0-0	0-0	0-0	0- 0

Q1: (H:1-30)(N:1-50)(A:1-75) 0-3 overall, 0-3 non_conference	Q2: (H:31-75)(N:51-100)(A:76-135) 0-4 overall, 0-4 non_conference	Q3: (H:76-160)(N:101-200)(A:136-240) 0-4 overall, 0-4 non_conference	Q4: (H:161+)(N:201+)(A:241+) 2-6 overall, 1-1 non_conference
NET S Opponent Score (H 1-15)(N 1-25)(A 1-40)	NET S Opponent Score (H 31-55)(N 51-75)(A 76-100)	NET S Opponent Score	NET S Opponent Score
18 A Texas Tech 52 84 1109	87 A Grand Canyon 64 85 1222	164 A Hawaii 51 76 1216	238 H Prairie View 78 89 0126
24 A Nebraska 37 106 1106	89 A Utah 63 98 1115	209 A Santa Clara 54 82 1213	301 H Southeastern La. 69 59 1120
40 A Utah St. 59 94 1113		214 A California Baptist 71 *** 1201	310 H Alabama St. 79 81 0114
-----	-----	231 A Robert Morris 59 68 1117	311 H Southeast Mo. St. 57 77 1204
(H 16-30)(N 26-50)(A 41-75)	(H 56-75)(N 76-100)(A 101-135)	Upcoming Games	321 A Ark.-Pine Bluff 52 64 0105
-----	-----	229 A Texas Southern 0225	342 A Southern U. 56 80 0121
Upcoming Games	Upcoming Games	238 A Prairie View 0223	344 H Alabama A&M 72 63 0112
			345 A Alcorn 57 63 0119

			Upcoming Games
			229 H Texas Southern 0128
			308 A Grambling 0204
			308 H Grambling 0304
			310 A Alabama St. 0211
			320 A Jackson St. 0202
			320 H Jackson St. 0302
			321 H Ark.-Pine Bluff 0309
			342 H Southern U. 0218
			344 A Alabama A&M 0209
			345 H Alcorn 0216

Non-Div I Games: Rust 102 62

Average NET Win: 207 WON-LOST ROAD STRENGTH
Average NET Loss: 227 RECORD RECORD OF SCHEDULE

DIV. I ONLY	1- 17	1- 12	307
DIV. I NON-CONF.	1- 10	1- 8	161
Quadrant 1		Quadrant 2	Quadrant 3
OVERALL	0-0	0-2	1-5
HOME	0-0	0-0	0-2
AWAY	0-0	0-2	1-3
NEUTRAL	0-0	0-0	0-0
NON-CONFERENCE	0-0	0-2	1-5
HOME	0-0	0-0	0-2
AWAY	0-0	0-2	1-3
NEUTRAL	0-0	0-0	0-0
		Quadrant 4	TOTALS
		0-10	1- 17
		0-3	0- 5
		0-7	1- 12
		0-0	0- 0
		0-3	1- 10
		0-0	0- 2
		0-3	1- 8
		0-0	0- 0

Q1: (H:1-30)(N:1-50)(A:1-75) 0-0 overall, 0-0 non_conference		Q2: (H:31-75)(N:51-100)(A:76-135) 0-2 overall, 0-2 non_conference		Q3: (H:76-160)(N:101-200)(A:136-240) 1-5 overall, 1-5 non_conference		Q4: (H:161+)(N:201+)(A:241+) 0-10 overall, 0-3 non_conference	
NET S Opponent Score		NET S Opponent Score		NET S Opponent Score		NET S Opponent Score	
(H 1-15)(N 1-25)(A 1-40)		(H 31-55)(N 51-75)(A 76-100)		(H 76-160)(N 101-200)(A 136-240)		(H 161-200)(N 201-240)(A 241-300)	
-----		87 A Grand Canyon 47 89 1110		83 H Penn 48 76 1127		248 A Norfolk St. 63 77 0105	
(H 16-30)(N 26-50)(A 41-75)		95 A Ball St. 57 116 1229		136 H Jacksonville St. 54 81 1208		251 A East Carolina 56 81 1106	
-----				157 A Weber St. 69 83 1222		257 H N.C. A&T 70 93 0112	
Upcoming Games		(H 56-75)(N 76-100)(A 101-135)		162 A St. Bonaventure 61 90 1201		260 A Longwood 73 89 1116	
		-----		203 A Washington St. 52 80 1124		275 A Loyola Maryland 62 91 1113	
		Upcoming Games		207 A Delaware 73 71 1219		319 A Bethune-Cookman 49 69 0119	
				-----		322 A Florida A&M 47 60 0121	
				Upcoming Games		324 H N.C. Central 70 71 0114	
						330 A Howard 74 80 0126	
						346 H Coppin St. 60 64 0107	

						Upcoming Games	
						248 H Norfolk St. 0304	
						257 A N.C. A&T 0209	
						323 H Morgan St. 0302	
						324 A N.C. Central 0211	
						337 H South Carolina St. 0204	
						341 H Savannah St. 0202	
						346 A Coppin St. 0225	
						352 H UMES 0223	
						352 A UMES 0307	

Non-Div I Games: Cairn	102 66	St Elizabeth	80 47
------------------------	--------	--------------	-------

Average NET Win: 322

WON-LOST
RECORD

ROAD
RECORD

STRENGTH
OF SCHEDULE

Average NET Loss: 187

DIV. I ONLY		1- 19	1- 14	131
DIV. I NON-CONF.		0- 13	0- 11	19
Quadrant 1		Quadrant 2	Quadrant 3	Quadrant 4
OVERALL	0-4	0-2	0-4	1-9
HOME	0-0	0-0	0-0	0-5
AWAY	0-4	0-2	0-4	1- 4
NEUTRAL	0-0	0-0	0-0	0-0
NON-CONFERENCE	0-4	0-2	0-4	0- 3
HOME	0-0	0-0	0-0	0-2
AWAY	0-4	0-2	0-4	0-1
NEUTRAL	0-0	0-0	0-0	0-0

Q1: (H:1-30)(N:1-50)(A:1-75) 0-4 overall, 0-4 non_conference			Q2: (H:31-75)(N:51-100)(A:76-135) 0-2 overall, 0-2 non_conference			Q3: (H:76-160)(N:101-200)(A:136-240) 0-4 overall, 0-4 non_conference			Q4: (H:161+)(N:201+)(A:241+) 1-9 overall, 0-3 non_conference		
NET S Opponent Score (H 1-15)(N 1-25)(A 1-40)			NET S Opponent Score (H 31-55)(N 51-75)(A 76-100)			NET S Opponent Score (H:76-160)(N:101-200)(A:136-240)			NET S Opponent Score (H:161+)(N:201+)(A:241+)		
10 A Virginia Tech 40 85 1228			97 A North Texas 34 68 1117			158 A Duquesne 57 72 1213			207 H Delaware 62 71 1130		
30 A NC State 49 95 1110			-----			161 A Winthrop 74 88 1220			248 A Norfolk St. 60 88 0126		
39 A St. John's (NY) 64 85 1127			(H 56-75)(N 76-100)(A 101-135)			176 A Mercer 42 80 1120			251 A East Carolina 47 70 1202		
-----			-----			188 A American 58 82 1222			257 H N.C. A&T 58 67 0114		
(H 16-30)(N 26-50)(A 41-75)			109 A Georgetown 53 68 1106			-----			260 H Longwood 63 66 1113		
61 A Pittsburgh 43 78 1215			-----			Upcoming Games			319 A Bethune-Cookman 68 89 0121		
Upcoming Games			Upcoming Games						322 A Florida A&M 60 58 0119		
									323 A Morgan St. 53 66 0105		
									324 H N.C. Central 48 61 0112		
									330 H Howard 39 79 0107		

									Upcoming Games		
									257 A N.C. A&T 0211		
									323 H Morgan St. 0304		
									324 A N.C. Central 0209		
									330 A Howard 0128		
									337 H South Carolina St. 0202		
									341 H Savannah St. 0204		
									346 H Coppin St. 0216		
									351 A Delaware St. 0223		
									351 H Delaware St. 0307		

Non-Div I Games: Central Penn 77 52

Chestnut Hill 68 62

Average NET Win:0

WON-LOST RECORD

ROAD RECORD

STRENGTH OF SCHEDULE

Average NET Loss:182

DIV. I ONLY		0- 18	0- 11	204	
DIV. I NON-CONF.		0- 11	0- 7	248	

	Quadrant 1	Quadrant 2	Quadrant 3	Quadrant 4	TOTALS
OVERALL	0-3	0-2	0-5	0-8	0- 18
HOME	0-0	0-0	0-2	0-3	0- 5
AWAY	0-3	0-2	0-2	0-4	0- 11
NEUTRAL	0-0	0-0	0-1	0-1	0- 2
NON-CONFERENCE	0-3	0-2	0-2	0-4	0- 11
HOME	0-0	0-0	0-1	0-1	0- 2
AWAY	0-3	0-2	0-0	0-2	0- 7
NEUTRAL	0-0	0-0	0-1	0-1	0- 2

Q1: (H:1-30)(N:1-50)(A:1-75) 0-3 overall, 0-3 non_conference						Q2: (H:31-75)(N:51-100)(A:76-135) 0-2 overall, 0-2 non_conference						Q3: (H:76-160)(N:101-200)(A:136-240) 0-5 overall, 0-2 non_conference						Q4: (H:161+)(N:201+)(A:241+) 0-8 overall, 0-4 non_conference					
NET S Opponent Score (H 1-15)(N 1-25)(A 1-40)						NET S Opponent Score (H 31-55)(N 51-75)(A 76-100)						NET S Opponent Score						NET S Opponent Score					
27 A Auburn 41 67 1204						92 A Northern Ky. 50 77 1116						81 H Furman 51 65 1125						161 H Winthrop 65 80 0105					
30 A NC State 49 100 1113						93 A Vanderbilt 59 90 1231						110 H Radford 63 71 0119						253 A Hampton 61 83 0112					
31 A Wofford 49 92 1215												161 A Winthrop 45 66 0121						256 H Campbell 53 70 0116					
----- (H 16-30)(N 26-50)(A 41-75)						(H 56-75)(N 76-100)(A 101-135)						166 N Coastal Caro. 52 78 1117						260 A Longwood 62 67 0110					
----- Upcoming Games						----- Upcoming Games						239 A High Point 61 65 0126						295 H Western Caro. 59 71 1208					
												----- Upcoming Games						328 A UT Martin 70 87 1201					
												190 A Gardner-Webb 0202						336 N Manhattan 38 54 1118					
												195 A Presbyterian 0207						349 A Stetson 74 80 1218					
																		----- Upcoming Games					
																		190 H Gardner-Webb 0221					
																		195 H Presbyterian 0223					
																		239 H High Point 0302					
																		271 H Charleston So. 0209					
																		271 A Charleston So. 0227					
																		329 H USC Upstate 0130					
																		329 A USC Upstate 0213					

Non-Div I Games:	Fayetteville St	63	80	St Andrews	87	47	Milligan	86	76
------------------	-----------------	----	----	------------	----	----	----------	----	----