

Average NET Win: 148

Average NET Loss: 2

WON-LOST RECORD

ROAD RECORD

STRENGTH OF SCHEDULE

DIV. I ONLY	16- 1	4- 1	45			
DIV. I NON-CONF.	12- 0	2- 0	192			
<hr/>						
	Quadrant 1	Quadrant 2	Quadrant 3	Quadrant 4	TOTALS	
OVERALL	4-1	5-0	1-0	6-0	16- 1	
HOME	1-0	2-0	1-0	5-0	9- 0	
AWAY	2-1	2-0	0-0	0-0	4- 1	
NEUTRAL	1-0	1-0	0-0	1-0	3- 0	
NON-CONFERENCE	2-0	3-0	1-0	6-0	12- 0	
HOME	0-0	1-0	1-0	5-0	7- 0	
AWAY	1-0	1-0	0-0	0-0	2- 0	
NEUTRAL	1-0	1-0	0-0	1-0	3- 0	

Q1: (H:1-30)(N:1-50)(A:1-75) 4-1 overall, 2-0 non_conference					Q2: (H:31-75)(N:51-100)(A:76-135) 5-0 overall, 3-0 non_conference					Q3: (H:76-160)(N:101-200)(A:136-240) 1-0 overall, 1-0 non_conference					Q4: (H:161+)(N:201+)(A:241+) 6-0 overall, 6-0 non_conference							
NET	S	Opponent	Score		NET	S	Opponent	Score		NET	S	Opponent	Score		NET	S	Opponent	Score				
(H 1-15)(N 1-25)(A 1-40)					(H 31-55)(N 51-75)(A 76-100)					125 -----					209 -----							
2	A	Duke	70	72	0119	41	H	Florida St.	65	52	0105	Upcoming Games					262	H	George Washington	76	57	1111
12	H	Virginia Tech	81	59	0115	52	H	VCU	57	49	1209	78	H	Notre Dame	0216	283	H	Towson	73	42	1106	
18	N	Wisconsin	53	46	1123	(H 56-75)(N 76-100)(A 101-135)					90	H	Georgia Tech	0227	301	N	Middle Tenn.	74	52	1121		
20	A	Maryland	76	71	1128	82	N	Dayton	66	59	1122	93	H	Miami (FL)	0202	327	H	Morgan St.	83	45	1203	
(H 16-30)(N 26-50)(A 41-75)					112	A	South Carolina	69	52	1219	Upcoming Games					346	H	Coppin St.	97	40	1116	
59	A	Clemson	63	43	0112	124	A	Boston College	83	56	0109	174 -----					Upcoming Games					
Upcoming Games					55	H	Pittsburgh	0302			H Wake Forest					0122						
2	H	Duke	0209		78	A	Notre Dame	0126														
9	A	North Carolina	0211																			
12	A	Virginia Tech	0218																			
14	A	Louisville	0223																			
14	H	Louisville	0309																			
26	A	NC State	0129																			
47	A	Syracuse	0304																			

Non-Div I Games:

Average NET Win: 115 WON-LOST ROAD RECORD STRENGTH OF SCHEDULE
Average NET Loss: 26 RECORD

DIV. I ONLY	15- 2	2- 0	6
DIV. I NON-CONF.	11- 1	0- 0	8
<hr/>			
Quadrant 1		Quadrant 2	Quadrant 3
OVERALL	5-1	3-1	2-0
HOME	1-0	3-1	0-0
AWAY	1-0	0-0	1-0
NEUTRAL	3-1	0-0	1-0
NON-CONFERENCE	3-1	2-0	1-0
HOME	0-0	2-0	0-0
AWAY	0-0	0-0	0-0
NEUTRAL	3-1	0-0	1-0
		Quadrant 4	TOTALS
		5-0	15- 2
		5-0	9- 1
		0-0	2- 0
		0-0	4- 1
		5-0	11- 1
		5-0	7- 0
		0-0	0- 0
		0-0	4- 1

Q1: (H:1-30)(N:1-50)(A:1-75) 5-1 overall, 3-1 non_conference					Q2: (H:31-75)(N:51-100)(A:76-135) 3-1 overall, 2-0 non_conference					Q3: (H:76-160)(N:101-200)(A:136-240) 2-0 overall, 1-0 non_conference					Q4: (H:161+)(N:201+)(A:241+) 5-0 overall, 5-0 non_conference								
NET	S	Opponent	Score		NET	S	Opponent	Score		NET	S	Opponent	Score		NET	S	Opponent	Score					
(H 1-15)(N 1-25)(A 1-40)					(H 31-55)(N 51-75)(A 76-100)					(H 76-160)(N 101-200)(A 136-240)					(H 161+)(N 201+)(A 241+)								
1	H	Virginia	72	70	0119	34	H	Indiana	90	69	1127	168	N	San Diego St.	90	64	1119	164	H	Eastern Mich.	84	46	1114
4	N	Gonzaga	87	89	1121	47	H	Syracuse	91	95	0114	174	A	Wake Forest	87	65	0108	167	H	Princeton	101	50	1218
8	N	Kentucky	118	84	1106	-----					Upcoming Games					207	H	Hartford	84	54	1205		
11	N	Texas Tech	69	58	1220	(H 56-75)(N 76-100)(A 101-135)					90	H	Georgia Tech	0126		249	H	Army West Point	94	72	1111		
23	N	Auburn	78	72	1120	59	H	Clemson	87	68	0105	93	H	Miami (FL)	0302		348	H	Stetson	113	49	1201	
-----					74	H	Yale	91	58	1208	124	H	Boston College	0205		-----							
(H 16-30)(N 26-50)(A 41-75)					Upcoming Games					Upcoming Games					Upcoming Games								
41	A	Florida St.	80	78	0112	40	H	St. John's (NY)	0202							174	H	Wake Forest	0305				
-----					78	A	Notre Dame	0128															
Upcoming Games																							
1	A	Virginia	0209																				
9	H	North Carolina	0220																				
9	A	North Carolina	0309																				
12	A	Virginia Tech	0226																				
14	A	Louisville	0212																				
26	H	NC State	0216																				
47	A	Syracuse	0223																				
55	A	Pittsburgh	0122																				

Non-Div I Games:

Average NET Win:	110	WON-LOST	ROAD	STRENGTH
Average NET Loss:	15	RECORD	RECORD	OF SCHEDULE

DIV. I ONLY		17- 2	5- 1	32	
DIV. I NON-CONF.		9- 2	1- 1	98	
<hr/>					
	Quadrant 1	Quadrant 2	Quadrant 3	Quadrant 4	TOTALS
OVERALL	7-2	3-0	3-0	4-0	17- 2
HOME	3-0	1-0	2-0	4-0	10- 0
AWAY	3-1	2-0	0-0	0-0	5- 1
NEUTRAL	1-1	0-0	1-0	0-0	2- 1
NON-CONFERENCE	2-2	0-0	3-0	4-0	9- 2
HOME	0-0	0-0	2-0	4-0	6- 0
AWAY	1-1	0-0	0-0	0-0	1- 1
NEUTRAL	1-1	0-0	1-0	0-0	2- 1

Q1: (H:1-30)(N:1-50)(A:1-75) 7-2 overall, 2-2 non_conference						Q2: (H:31-75)(N:51-100)(A:76-135) 3-0 overall, 0-0 non_conference						Q3: (H:76-160)(N:101-200)(A:136-240) 3-0 overall, 3-0 non_conference						Q4: (H:161+)(N:201+)(A:241+) 4-0 overall, 4-0 non_conference					
NET	S	Opponent (H 1-15)(N 1-25)(A 1-40)	Score			NET	S	Opponent (H 31-55)(N 51-75)(A 76-100)	Score			NET	S	Opponent	Score			NET	S	Opponent	Score		
14	A	Louisville	78	82	1127	76	A	Penn St.	71	56	0113	106	N	UCLA	87	67	1122	206	H	Green Bay	104	83	1216
15	H	Purdue	77	59	0108							136	H	Northern Ill.	88	60	1229	228	H	Oakland	99	69	1221
16	N	Kansas	87	92	1106							137	H	La.-Monroe	80	59	1114	256	H	FGCU	106	82	1111
21	A	Nebraska	70	64	0117													339	H	Tennessee Tech	101	33	1118
35	A	Florida	63	59	1208																		
38	A	Ohio St.	86	77	0105																		

Michigan St.

Michigan St.

Non-Div I Games:

Average NET Win:165

Average NET Loss:7

WON-LOST
RECORD

ROAD
RECORD

STRENGTH
OF SCHEDULE

DIV. I ONLY		18- 2	3- 1	47	
DIV. I NON-CONF.		13- 2	1- 1	67	
	Quadrant 1	Quadrant 2	Quadrant 3	Quadrant 4	TOTALS
OVERALL	3-2	2-0	3-0	10-0	18- 2
HOME	0-0	1-0	2-0	9-0	12- 0
AWAY	2-1	0-0	0-0	1-0	3- 1
NEUTRAL	1-1	1-0	1-0	0-0	3- 1
NON-CONFERENCE	2-2	2-0	2-0	7-0	13- 2
HOME	0-0	1-0	1-0	7-0	9- 0
AWAY	1-1	0-0	0-0	0-0	1- 1
NEUTRAL	1-1	1-0	1-0	0-0	3- 1

Q1: (H:1-30)(N:1-50)(A:1-75) 3-2 overall, 2-2 non_conference						Q2: (H:31-75)(N:51-100)(A:76-135) 2-0 overall, 2-0 non_conference						Q3: (H:76-160)(N:101-200)(A:136-240) 3-0 overall, 2-0 non_conference						Q4: (H:161+)(N:201+)(A:241+) 10-0 overall, 7-0 non_conference					
NET	S	Opponent	Score			NET	S	Opponent	Score			NET	S	Opponent	Score			NET	S	Opponent	Score		
(H 1-15)(N 1-25)(A 1-40)						(H 31-55)(N 51-75)(A 76-100)						(H 76-100)(N 101-135)(A 136-160)						(H 161-200)(N 201-240)(A 241-280)					
2	N	Duke	89	87	1121	37	H	Washington	81	79	1205	110	N	Illinois	84	78	1119	170	H	CSU Bakersfield	89	54	1231
5	N	Tennessee	73	76	1209	54	N	Arizona	91	74	1120	114	H	Texas A&M	94	71	1115	177	H	Pacific	67	36	0110
9	A	North Carolina	90	103	1215	-----						154	H	Loyola Marymount	73	55	0117	185	H	Santa Clara	91	48	0105
39	A	San Francisco	96	83	0112	(H 56-75)(N 76-100)(A 101-135)						-----						213	H	Texas Southern	104	67	1110
(H 16-30)(N 26-50)(A 41-75)						-----						Upcoming Games						215	H	UT Arlington	89	55	1218
62	A	Creighton	103	92	1201	39	H	San Francisco	0207			107	H	BYU	0223			244	H	North Dakota St.	102	60	1126
-----						48	H	Saint Mary's (CA)	0209			116	H	San Diego	0202			261	H	Idaho St.	120	79	1106
Upcoming Games						107	A	BYU	0131			154	A	Loyola Marymount	0214			305	H	North Ala.	96	51	1228
48	A	Saint Mary's (CA)	0302			116	A	San Diego	0216			177	A	Pacific	0228			306	H	Denver	101	40	1221
												185 A Santa Clara 0124						318	A	Portland	89	66	0119

																		Upcoming Games					
																		175	H	Pepperdine	0221		

Average NET Win: 123 WON-LOST ROAD STRENGTH
Average NET Loss: 16 RECORD RECORD OF SCHEDULE

DIV. I ONLY	15- 1	3- 0	30
DIV. I NON-CONF.	10- 1	1- 0	26

Quadrant 1	Quadrant 2	Quadrant 3	Quadrant 4
OVERALL 4-1	2-0	3-0	6-0
HOME 0-0	1-0	3-0	6-0
AWAY 2-0	1-0	0-0	0-0
NEUTRAL 2-1	0-0	0-0	0-0
NON-CONFERENCE 3-1	0-0	1-0	6-0
HOME 0-0	0-0	1-0	6-0
AWAY 1-0	0-0	0-0	0-0
NEUTRAL 2-1	0-0	0-0	0-0
TOTALS			15- 1
			10- 0
			3- 0
			2- 1
			10- 1
			7- 0
			1- 0
			2- 1

Q1: (H:1-30)(N:1-50)(A:1-75) 4-1 overall, 3-1 non_conference						Q2: (H:31-75)(N:51-100)(A:76-135) 2-0 overall, 0-0 non_conference						Q3: (H:76-160)(N:101-200)(A:136-240) 3-0 overall, 1-0 non_conference						Q4: (H:161+)(N:201+)(A:241+) 6-0 overall, 6-0 non_conference									
NET	S	Opponent	Score			NET	S	Opponent	Score			NET	S	Opponent	Score			NET	S	Opponent	Score						
(H 1-15)(N 1-25)(A 1-40)						(H 31-55)(N 51-75)(A 76-100)						(H 76-160)(N 101-200)(A 136-240)						(H 161+)(N 201+)(A 241+)									
4	N	Gonzaga	76	73	1209	51	H	Alabama	71	68	0119	83	H	Arkansas	106	87	0115	161	H	Samford	83	70	1219				
14	N	Louisville	92	81	1121	79	A	Missouri	87	63	0108	90	H	Georgia Tech	66	53	1113	174	H	Wake Forest	83	64	1222				
16	N	Kansas	81	87	1123	-----						102	H	Georgia	96	50	0105	179	H	Louisiana	87	65	1109				
35	A	Florida	78	67	0112	(H 56-75)(N 76-100)(A 101-135)						-----						223	H	Eastern Ky.	95	67	1128				
(H 16-30)(N 26-50)(A 41-75)						-----						Upcoming Games						79	H	Missouri	0205	239	H	A&M-Corpus Christi	79	51	1202
65	A	Memphis	102	92	1215	-----						89	H	Vanderbilt	0219	339	H	Tennessee Tech	96	53	1229						
Upcoming Games						-----						-----						Upcoming Games									
8	A	Kentucky	0216			35	H	Florida	0209			94	H	West Virginia	0126												
8	H	Kentucky	0302			89	A	Vanderbilt	0123			112	H	South Carolina	0213												
13	A	LSU	0223			112	A	South Carolina	0129																		
23	A	Auburn	0309			114	A	Texas A&M	0202																		
24	A	Ole Miss	0227																								
27	H	Mississippi St.	0305																								

Non-Div I Games: Lenoir-Rhyne 86 41

Average NET Win: 139

WON-LOST RECORD

ROAD RECORD

STRENGTH OF SCHEDULE

Average NET Loss: 18

DIV. I ONLY		17- 1	3- 1	101	
DIV. I NON-CONF.		11- 0	1- 0	162	
<hr/>					
	Quadrant 1	Quadrant 2	Quadrant 3	Quadrant 4	TOTALS
OVERALL	4-1	4-0	2-0	7-0	17- 1
HOME	2-0	2-0	2-0	6-0	12- 0
AWAY	2-1	1-0	0-0	0-0	3- 1
NEUTRAL	0-0	1-0	0-0	1-0	2- 0
NON-CONFERENCE	2-0	1-0	1-0	7-0	11- 0
HOME	1-0	0-0	1-0	6-0	8- 0
AWAY	1-0	0-0	0-0	0-0	1- 0
NEUTRAL	0-0	1-0	0-0	1-0	2- 0

Q1: (H:1-30)(N:1-50)(A:1-75) 4-1 overall, 2-0 non_conference						Q2: (H:31-75)(N:51-100)(A:76-135) 4-0 overall, 1-0 non_conference						Q3: (H:76-160)(N:101-200)(A:136-240) 2-0 overall, 1-0 non_conference						Q4: (H:161+)(N:201+)(A:241+) 7-0 overall, 7-0 non_conference											
NET	S	Opponent	Score			NET	S	Opponent	Score			NET	S	Opponent	Score			NET	S	Opponent	Score								
(H 1-15)(N 1-25)(A 1-40)						(H 31-55)(N 51-75)(A 76-100)						(H 76-160)(N 101-200)(A 136-240)						(H:161+)(N:201+)(A:241+)											
9	H	North Carolina	84	67	1128	34	H	Indiana	74	63	0106	76	H	Penn St.	68	55	0103	191	H	Holy Cross	56	37	1110						
15	H	Purdue	76	57	1201	-----						112	H	South Carolina	89	78	1208	241	H	Air Force	71	50	1222						
18	A	Wisconsin	54	64	0119	(H 56-75)(N 76-100)(A 101-135)						Upcoming Games						245	H	Western Mich.	70	62	1215						
28	A	Villanova	73	46	1114	57	H	Northwestern	80	60	0113	-----						250	H	Chattanooga	83	55	1123						
(H 16-30)(N 26-50)(A 41-75)						84	N	Providence	66	47	1118	Upcoming Games						258	H	Norfolk St.	63	44	1106						
57	A	Northwestern	62	60	1204	110	A	Illinois	79	69	0110	-----						262	N	George Washington	84	61	1117						
Upcoming Games						Upcoming Games						Upcoming Games						Upcoming Games						336	H	Binghamton	74	52	1230
3	H	Michigan St.	0224			38	H	Ohio St.	0129			-----						Upcoming Games											
3	A	Michigan St.	0309			66	H	Minnesota	0122																				
18	H	Wisconsin	0209			76	A	Penn St.	0212																				
20	H	Maryland	0216			130	A	Rutgers	0205																				
20	A	Maryland	0303																										
21	H	Nebraska	0228																										
25	A	Iowa	0201																										
34	A	Indiana	0125																										
66	A	Minnesota	0221																										

Non-Div I Games:

Average NET Win:152

Average NET Loss:61

WON-LOST
RECORD

ROAD
RECORD

STRENGTH
OF SCHEDULE

DIV. I ONLY		18- 1	4- 1	68	
DIV. I NON-CONF.		13- 0	2- 0	163	
<hr/>					
	Quadrant 1	Quadrant 2	Quadrant 3	Quadrant 4	TOTALS
OVERALL	2-1	7-0	3-0	6-0	18- 1
HOME	1-0	4-0	3-0	6-0	14- 0
AWAY	1-1	3-0	0-0	0-0	4- 1
NEUTRAL	0-0	0-0	0-0	0-0	0- 0
NON-CONFERENCE	2-0	4-0	1-0	6-0	13- 0
HOME	1-0	3-0	1-0	6-0	11- 0
AWAY	1-0	1-0	0-0	0-0	2- 0
NEUTRAL	0-0	0-0	0-0	0-0	0- 0

Q1: (H:1-30)(N:1-50)(A:1-75) 2-1 overall, 2-0 non_conference				Q2: (H:31-75)(N:51-100)(A:76-135) 7-0 overall, 4-0 non_conference				Q3: (H:76-160)(N:101-200)(A:136-240) 3-0 overall, 1-0 non_conference				Q4: (H:161+)(N:201+)(A:241+) 6-0 overall, 6-0 non_conference			
NET	S	Opponent	Score	NET	S	Opponent	Score	NET	S	Opponent	Score	NET	S	Opponent	Score
(H 1-15)(N 1-25)(A 1-40)				(H 31-55)(N 51-75)(A 76-100)				(H 76-160)(N 101-200)(A 136-240)				(H:161+)(N:201+)(A:241+)			
13	H	LSU	82 76 1212	42	H	Utah St.	60 50 1220	99	H	Tulsa	74 56 0102	200	H	UTRGV	58 53 1128
(H 16-30)(N 26-50)(A 41-75)				(H 56-75)(N 76-100)(A 101-135)				111	H	Wichita St.	79 70 0112	219	H	Rice	79 68 1114
61	A	Temple	69 73 0109	65	H	Memphis	90 77 0106	160	H	NJIT	80 59 1229	251	H	Lamar University	79 56 1204
72	A	Oklahoma St.	63 53 1208	67	H	Saint Louis	68 64 1216	Upcoming Games				337	H	Northwestern St.	82 55 1119
Upcoming Games				68	H	Oregon	65 61 1201	108	H	South Fla.	0223	346	H	Coppin St.	75 44 1223
32	A	Cincinnati	0310	107	A	BYU	76 62 1124	126	H	SMU	0307	349	H	Alabama A&M	101 54 1110
36	A	UCF	0207	108	A	South Fla.	69 60 0119	226	A	East Carolina	0227	Upcoming Games			
				126	A	SMU	69 58 0116					226	H	East Carolina	0123
				Upcoming Games								308	A	Tulane	0217
				32	H	Cincinnati	0210								
				36	H	UCF	0302								
				61	H	Temple	0131								
				88	A	UConn	0214								
				99	A	Tulsa	0127								

H
o
u
s
t
o
n

H
o
u
s
t
o
n

Non-Div I Games:

DIV. I ONLY		14- 3	3- 1	44	
DIV. I NON-CONF.		10- 2	1- 0	69	
<hr/>					
	Quadrant 1	Quadrant 2	Quadrant 3	Quadrant 4	TOTALS
OVERALL	3-2	2-1	5-0	4-0	14- 3
HOME	0-0	1-0	5-0	4-0	10- 0
AWAY	2-1	1-0	0-0	0-0	3- 1
NEUTRAL	1-1	0-1	0-0	0-0	1- 2
NON-CONFERENCE	2-1	1-1	3-0	4-0	10- 2
HOME	0-0	1-0	3-0	4-0	8- 0
AWAY	1-0	0-0	0-0	0-0	1- 0
NEUTRAL	1-1	0-1	0-0	0-0	1- 2

Q1: (H:1-30)(N:1-50)(A:1-75) 3-2 overall, 2-1 non_conference					Q2: (H:31-75)(N:51-100)(A:76-135) 2-1 overall, 1-1 non_conference					Q3: (H:76-160)(N:101-200)(A:136-240) 5-0 overall, 3-0 non_conference					Q4: (H:161+)(N:201+)(A:241+) 4-0 overall, 4-0 non_conference										
NET	S	Opponent	Score		NET	S	Opponent	Score		NET	S	Opponent	Score		NET	S	Opponent	Score							
(H 1-15)(N 1-25)(A 1-40)					(H 31-55)(N 51-75)(A 76-100)					(H 76-160)(N 101-200)(A 136-240)					(H 161+)(N 201+)(A 241+)										
2	N	Duke	84	118	1106	56	N	Seton Hall	83	84	1208	89	H	Vanderbilt	56	47	0112	269	H	North Dakota	96	58	1114		
9	N	North Carolina	80	72	1222	-----					104	H	Utah	88	61	1215	277	H	Monmouth	90	44	1128			
14	A	Louisville	71	58	1229	(H 56-75)(N 76-100)(A 101-135)					114	H	Texas A&M	85	74	0108	313	H	Tennessee St.	77	62	1123			
23	A	Auburn	82	80	0119	-----					149	H	Winthrop	87	74	1121	321	H	VMI	92	82	1118			
(H 16-30)(N 26-50)(A 41-75)					58	H	UNC Greensboro	78	61	1201	-----					Upcoming Games					Upcoming Games				
-----					102	A	Georgia	69	49	0115	-----					83	H	Arkansas	0226						
51	A	Alabama	75	77	0105	Upcoming Games					112	H	South Carolina	0205											
-----					35	H	Florida	0309																	
Upcoming Games					79	A	Missouri	0219																	
5	H	Tennessee	0216		89	A	Vanderbilt	0129																	
5	A	Tennessee	0302																						
13	H	LSU	0212																						
16	H	Kansas	0126																						
23	H	Auburn	0223																						
24	A	Ole Miss	0305																						
27	H	Mississippi St.	0122																						
27	A	Mississippi St.	0209																						
35	A	Florida	0202																						

Kentucky

Kentucky

Loss Non-Conf H - HOME A-AWAY N-NEUTRAL

Average NET Win: 126 WON-LOST RECORD ROAD RECORD STRENGTH OF SCHEDULE
Average NET Loss: 18

DIV. I ONLY	15- 4	5- 1	13		
DIV. I NON-CONF.	10- 3	2- 1	30		
<hr/>					
	Quadrant 1	Quadrant 2	Quadrant 3	Quadrant 4	TOTALS
OVERALL	5-4	2-0	4-0	4-0	15- 4
HOME	2-1	1-0	3-0	3-0	9- 1
AWAY	3-1	1-0	0-0	1-0	5- 1
NEUTRAL	0-2	0-0	1-0	0-0	1- 2
NON-CONFERENCE	2-3	1-0	3-0	4-0	10- 3
HOME	1-0	1-0	2-0	3-0	7- 0
AWAY	1-1	0-0	0-0	1-0	2- 1
NEUTRAL	0-2	0-0	1-0	0-0	1- 2

Q1: (H:1-30)(N:1-50)(A:1-75) 5-4 overall, 2-3 non_conference						Q2: (H:31-75)(N:51-100)(A:76-135) 2-0 overall, 1-0 non_conference						Q3: (H:76-160)(N:101-200)(A:136-240) 4-0 overall, 3-0 non_conference						Q4: (H:161+)(N:201+)(A:241+) 4-0 overall, 4-0 non_conference											
NET	S	Opponent	Score			NET	S	Opponent	Score			NET	S	Opponent	Score			NET	S	Opponent	Score								
(H 1-15)(N 1-25)(A 1-40)						(H 31-55)(N 51-75)(A 76-100)						(H 76-160)(N 101-200)(A 136-240)						(H 161+)(N 201+)(A 241+)											
4	H	Gonzaga	103	90	1215	93	A	Miami (FL)	85	76	0119	78	H	Notre Dame	75	69	0115	222	H	UNCW	97	69	1205						
6	A	Michigan	67	84	1128	-----						106	N	UCLA	94	78	1123	279	H	Saint Francis (PA)	101	76	1119						
8	N	Kentucky	72	80	1222	(H 56-75)(N 76-100)(A 101-135)						113	H	Stanford	90	72	1112	309	A	Elon	116	67	1109						
12	H	Virginia Tech	103	82	0121	71	H	Davidson	82	60	1229	-----						148	H	Harvard	77	57	0102	339	H	Tennessee Tech	108	58	1116
14	H	Louisville	62	83	0112	Upcoming Games						Upcoming Games						Upcoming Games											
26	A	NC State	90	82	0108	41	H	Florida St.	0223			174	A	Wake Forest	0216														
29	A	Wofford	78	67	1106	47	H	Syracuse	0226																				
(H 16-30)(N 26-50)(A 41-75)						90	A	Georgia Tech	0129																				
43	N	Texas	89	92	1122	93	A	Miami (FL)	0209																				
55	A	Pittsburgh	85	60	0105	124	A	Boston College	0305																				
Upcoming Games																													
1	H	Virginia	0211																										
2	A	Duke	0220																										
2	H	Duke	0309																										
14	A	Louisville	0202																										
26	H	NC State	0205																										
59	A	Clemson	0302																										

Non-Div I Games:

Average NET Win: 173 WON-LOST ROAD STRENGTH
Average NET Loss: 19 RECORD RECORD OF SCHEDULE

DIV. I ONLY	16- 1	7- 1	125
DIV. I NON-CONF.	11- 1	5- 1	90

Quadrant 1	Quadrant 2	Quadrant 3	Quadrant 4
OVERALL 2-1	2-0	4-0	8-0
HOME 0-0	1-0	1-0	5-0
AWAY 1-1	1-0	3-0	2-0
NEUTRAL 1-0	0-0	0-0	1-0
NON-CONFERENCE 2-1	1-0	3-0	5-0
HOME 0-0	0-0	1-0	3-0
AWAY 1-1	1-0	2-0	1-0
NEUTRAL 1-0	0-0	0-0	1-0
TOTALS			16- 1
			7- 0
			7- 1
			2- 0
			11- 1
			4- 0
			5- 1
			2- 0

Q1: (H:1-30)(N:1-50)(A:1-75) 2-1 overall, 2-1 non_conference				Q2: (H:31-75)(N:51-100)(A:76-135) 2-0 overall, 1-0 non_conference				Q3: (H:76-160)(N:101-200)(A:136-240) 4-0 overall, 3-0 non_conference				Q4: (H:161+)(N:201+)(A:241+) 8-0 overall, 5-0 non_conference			
NET S Opponent Score				NET S Opponent Score				NET S Opponent Score				NET S Opponent Score			
(H 1-15)(N 1-25)(A 1-40)				(H 31-55)(N 51-75)(A 76-100)				(H 76-100)(N 101-135)(A 136-160)				(H 161-200)(N 201-240)(A 241-280)			
19 A Marquette 85 103 1221				94 A West Virginia 99 94 1109				156 A Southern Ill. 62 53 1112				164 H Eastern Mich. 77 65 0118			
(H 16-30)(N 26-50)(A 41-75)				(H 56-75)(N 76-100)(A 101-135)				156 H Southern Ill. 73 65 1215				171 H Miami (OH) 88 64 0112			
39 N San Francisco 85 81 1201				60 H Toledo 110 80 0108				164 A Eastern Mich. 74 58 0104				193 H Dartmouth 110 71 1121			
47 A Syracuse 71 59 1218				Upcoming Games				181 A St. Bonaventure 80 62 1208				245 A Western Mich. 88 79 0115			
Upcoming Games				121 A Bowling Green 0202				Upcoming Games				255 A Canisius 87 72 1229			
60 A Toledo 0216								77 H Ball St. 0129				276 H Marist 76 49 1124			
								121 H Bowling Green 0308				279 H Saint Francis (PA) 82 67 1106			
								136 A Northern Ill. 0122				287 N Milwaukee 96 77 1130			
								140 A Kent St. 0125				Upcoming Games			
								140 H Kent St. 0223							
								141 H Central Mich. 0209							
								144 A Akron 0212							
								144 H Akron 0226							
								155 H Ohio 0219							
								155 A Ohio 0305							
								171 A Miami (OH) 0302							

B
u
f
f
a
l
o

B
u
f
f
a
l
o

Non-Div I Games: 1e Mvne 89 55

Average NET Win:	174	WON-LOST	ROAD	STRENGTH
Average NET Loss:	23	RECORD	RECORD	OF SCHEDULE

DIV. I ONLY	15- 3	2- 1	66		
DIV. I NON-CONF.	11- 1	0- 0	184		

	Quadrant 1	Quadrant 2	Quadrant 3	Quadrant 4	TOTALS
OVERALL	3-3	4-0	0-0	8-0	15- 3
HOME	1-1	1-0	0-0	8-0	10- 1
AWAY	1-1	1-0	0-0	0-0	2- 1
NEUTRAL	1-1	2-0	0-0	0-0	3- 1
NON-CONFERENCE	1-1	2-0	0-0	8-0	11- 1
HOME	0-0	0-0	0-0	8-0	8- 0
AWAY	0-0	0-0	0-0	0-0	0- 0
NEUTRAL	1-1	2-0	0-0	0-0	3- 1

Q1: (H:1-30)(N:1-50)(A:1-75) 3-3 overall, 1-1 non_conference				Q2: (H:31-75)(N:51-100)(A:76-135) 4-0 overall, 2-0 non_conference				Q3: (H:76-160)(N:101-200)(A:136-240) 0-0 overall, 0-0 non_conference				Q4: (H:161+)(N:201+)(A:241+) 8-0 overall, 8-0 non_conference			
NET	S	Opponent	Score	NET	S	Opponent	Score	NET	S	Opponent	Score	NET	S	Opponent	Score
		(H 1-15)(N 1-25)(A 1-40)				(H 31-55)(N 51-75)(A 76-100)				-----					
										Upcoming Games					
2	N	Duke	58 69 1220	33	H	Kansas St.	63 57 0105	83	H	Arkansas	0126	165	H	Abilene Christian	82 48 1215
21	N	Nebraska	70 52 1120	65	N	Memphis	78 67 1201	94	H	West Virginia	0204	189	H	Northern Colo.	93 62 1124
		(H 16-30)(N 26-50)(A 41-75)		94	A	West Virginia	62 59 0102					200	H	UTRGV	71 46 1228
						(H 56-75)(N 76-100)(A 101-135)						316	H	Southeastern La.	59 40 1113
17	H	Iowa St.	64 68 0116									329	H	Ark.-Pine Bluff	65 47 1205
30	H	Oklahoma	66 59 0108	98	N	Southern California	78 63 1119					337	H	Northwestern St.	79 44 1212
43	A	Texas	68 62 0112									340	H	Incarnate Word	87 37 1106
49	A	Baylor	62 73 0119									351	H	Mississippi Val.	84 52 1109
		Upcoming Games				Upcoming Games								Upcoming Games	
16	A	Kansas	0202	31	H	TCU	0128								
16	H	Kansas	0223	43	H	Texas	0304								
17	A	Iowa St.	0309	49	H	Baylor	0216								
30	A	Oklahoma	0209	72	H	Oklahoma St.	0227								
31	A	TCU	0302												
33	A	Kansas St.	0122												
72	A	Oklahoma St.	0213												

Non-Div I Games:

Average NET Win: 178 WON-LOST ROAD STRENGTH
Average NET Loss: 29 RECORD RECORD OF SCHEDULE

DIV. I ONLY	15- 3	1- 3	124		
DIV. I NON-CONF.	11- 1	0- 1	284		
	Quadrant 1	Quadrant 2	Quadrant 3	Quadrant 4	TOTALS
OVERALL	2-2	2-1	4-0	7-0	15- 3
HOME	0-0	0-0	3-0	7-0	10- 0
AWAY	0-2	1-1	0-0	0-0	1- 3
NEUTRAL	2-0	1-0	1-0	0-0	4- 0
NON-CONFERENCE	2-0	1-1	2-0	6-0	11- 1
HOME	0-0	0-0	1-0	6-0	7- 0
AWAY	0-0	0-1	0-0	0-0	0- 1
NEUTRAL	2-0	1-0	1-0	0-0	4- 0

Q1: (H:1-30)(N:1-50)(A:1-75) 2-2 overall, 2-0 non_conference						Q2: (H:31-75)(N:51-100)(A:76-135) 2-1 overall, 1-1 non_conference						Q3: (H:76-160)(N:101-200)(A:136-240) 4-0 overall, 2-0 non_conference						Q4: (H:161+)(N:201+)(A:241+) 7-0 overall, 6-0 non_conference					
NET	S	Opponent	Score			NET	S	Opponent	Score			NET	S	Opponent	Score			NET	S	Opponent	Score		
(H 1-15)(N 1-25)(A 1-40)						(H 31-55)(N 51-75)(A 76-100)						(H 76-160)(N 101-200)(A 136-240)						(H 161+)(N 201+)(A 241+)					
1	A	Virginia	59	81	0115	76	A	Penn St.	62	63	1127	78	H	Notre Dame	81	66	0101	174	H	Wake Forest	87	71	0119
9	A	North Carolina	82	103	0121	90	A	Georgia Tech	52	49	0109	101	N	Northeastern	88	60	1116	253	H	N.C. A&T	82	60	1219
15	N	Purdue	89	83	1118	-----						124	H	Boston College	77	66	0105	279	H	Saint Francis (PA)	75	37	1124
(H 16-30)(N 26-50)(A 41-75)						(H 56-75)(N 76-100)(A 101-135)						-----						281	H	Central Conn. St.	94	40	1201
37	N	Washington	73	61	1215	77	N	Ball St.	73	64	1115	Upcoming Games						321	H	VMI	89	68	1205
-----						Upcoming Games						90	H	Georgia Tech	0213			338	H	South Carolina St.	81	44	1209
1	H	Virginia	0218			47	H	Syracuse	0126			93	H	Miami (FL)	0308			352	H	UMES	85	40	1228
2	H	Duke	0226			78	A	Notre Dame	0223									-----					
14	H	Louisville	0204			93	A	Miami (FL)	0130									Upcoming Games					
26	A	NC State	0202																				
41	A	Florida St.	0305																				
55	A	Pittsburgh	0216																				
59	A	Clemson	0209																				

Non-Div I Games:

Average NET Win: 131

WON-LOST RECORD

ROAD RECORD

STRENGTH OF SCHEDULE

Average NET Loss: 40

DIV. I ONLY		14- 3	2- 1	15	
DIV. I NON-CONF.		10- 3	0- 1	18	

	Quadrant 1	Quadrant 2	Quadrant 3	Quadrant 4	TOTALS
OVERALL	2-2	5-1	4-0	3-0	14- 3
HOME	0-0	4-0	3-0	3-0	10- 0
AWAY	1-1	1-0	0-0	0-0	2- 1
NEUTRAL	1-1	0-1	1-0	0-0	2- 2
NON-CONFERENCE	1-2	3-1	3-0	3-0	10- 3
HOME	0-0	3-0	2-0	3-0	8- 0
AWAY	0-1	0-0	0-0	0-0	0- 1
NEUTRAL	1-1	0-1	1-0	0-0	2- 2

Q1: (H:1-30)(N:1-50)(A:1-75) 2-2 overall, 1-2 non_conference					Q2: (H:31-75)(N:51-100)(A:76-135) 5-1 overall, 3-1 non_conference					Q3: (H:76-160)(N:101-200)(A:136-240) 4-0 overall, 3-0 non_conference					Q4: (H:161+)(N:201+)(A:241+) 3-0 overall, 3-0 non_conference				
NET	S	Opponent	Score		NET	S	Opponent	Score		NET	S	Opponent	Score		NET	S	Opponent	Score	
(H 1-15)(N 1-25)(A 1-40)					(H 31-55)(N 51-75)(A 76-100)					(H 76-160)(N 101-200)(A 136-240)					(H:161+)(N:201+)(A:241+)				
7	A	Houston	76	82	1212	51	H	Alabama	88 79 0108	112	H	South Carolina	89 67 0119	302	H	Grambling	78 57 1201		
24	A	Ole Miss	83	69	0115	72	N	Oklahoma St.	77 90 1125	115	N	Col. of Charleston	67 55 1122	316	H	Southeastern La.	94 63 1106		
-----					83	A	Arkansas	94 88 0112	123	H	Louisiana Tech	74 67 1116	340	H	Incarnate Word	91 50 1209			
(H 16-30)(N 26-50)(A 41-75)					(H 56-75)(N 76-100)(A 101-135)					Upcoming Games					Upcoming Games				
41	N	Florida St.	76	79	1123	58	H	UNC Greensboro	97 91 1109	83	H	Arkansas	0202						
48	N	Saint Mary's (CA)	78	74	1215	63	H	Furman	75 57 1221	89	H	Vanderbilt	0309						
-----					65	H	Memphis	85 76 1113	102	H	Georgia	0123							
Upcoming Games					Upcoming Games					114					H	Texas A&M	0226		
5	H	Tennessee	0223																
8	A	Kentucky	0212																
23	H	Auburn	0209																
27	A	Mississippi St.	0206																
35	A	Florida	0306																
51	A	Alabama	0302																

Non-Div I Games:

Average NET Win: 137

WON-LOST RECORD

ROAD RECORD

STRENGTH OF SCHEDULE

Average NET Loss: 24

DIV. I ONLY	13- 5	3- 2	3
DIV. I NON-CONF.	9- 4	1- 1	2
Quadrant 1		Quadrant 2	Quadrant 3
OVERALL	3-5	3-0	3-0
HOME	1-1	2-0	3-0
AWAY	2-2	1-0	0-0
NEUTRAL	0-2	0-0	0-0
NON-CONFERENCE	2-4	2-0	1-0
HOME	1-1	2-0	1-0
AWAY	1-1	0-0	0-0
NEUTRAL	0-2	0-0	0-0
		Quadrant 4	TOTALS
		4-0	13- 5
		4-0	10- 1
		0-0	3- 2
		0-0	0- 2
		4-0	9- 4
		4-0	8- 1
		0-0	1- 1
		0-0	0- 2

Q1: (H:1-30)(N:1-50)(A:1-75) 3-5 overall, 2-4 non_conference				Q2: (H:31-75)(N:51-100)(A:76-135) 3-0 overall, 2-0 non_conference				Q3: (H:76-160)(N:101-200)(A:136-240) 3-0 overall, 1-0 non_conference				Q4: (H:161+)(N:201+)(A:241+) 4-0 overall, 4-0 non_conference			
NET S Opponent Score	(H 1-15)(N 1-25)(A 1-40)			NET S Opponent Score	(H 31-55)(N 51-75)(A 76-100)			NET S Opponent Score	(H 76-100)(N 101-135)(A 136-170)			NET S Opponent Score	(H 161-200)(N 201-240)(A 241-280)		
3	H	Michigan St.	82 78 1127	46	H	Lipscomb	72 68 1212	93	H	Miami (FL)	90 73 0106	246	H	Robert Morris	73 59 1221
5	N	Tennessee	81 92 1121	90	A	Georgia Tech	79 51 0119	124	H	Boston College	80 70 0116	252	H	Central Ark.	86 41 1205
8	H	Kentucky	58 71 1229					140	H	Kent St.	83 70 1215	307	H	Nicholls St.	85 72 1108
9	A	North Carolina	83 62 0112	(H 56-75)(N 76-100)(A 101-135)				Upcoming Games				341	H	Southern U.	104 54 1113
19	N	Marquette	74 77 1123					78	H	Notre Dame	0303	Upcoming Games			
34	A	Indiana	67 68 1208	69	H	Vermont	86 78 1116	174	A	Wake Forest	0130				
(H 16-30)(N 26-50)(A 41-75)				Upcoming Games											
55	A	Pittsburgh	86 89 0109	55	H	Pittsburgh	0126								
56	A	Seton Hall	70 65 1201	59	H	Clemson	0216								
Upcoming Games				124	A	Boston College	0227								
1	H	Virginia	0223												
1	A	Virginia	0309												
2	H	Duke	0212												
9	H	North Carolina	0202												
12	A	Virginia Tech	0204												
26	H	NC State	0124												
41	A	Florida St.	0209												
47	A	Syracuse	0220												

Non-Div I Games:

Average NET Win: 119

Average NET Loss: 31

WON-LOST
RECORD

ROAD
RECORD

STRENGTH
OF SCHEDULE

DIV. I ONLY	12- 6	1- 4	7		
DIV. I NON-CONF.	7- 4	0- 2	48		
	Quadrant 1	Quadrant 2	Quadrant 3	Quadrant 4	TOTALS
OVERALL	3-5	2-1	4-0	3-0	12- 6
HOME	2-0	1-0	4-0	2-0	9- 0
AWAY	1-4	0-0	0-0	0-0	1- 4
NEUTRAL	0-1	1-1	0-0	1-0	2- 2
NON-CONFERENCE	0-3	1-1	3-0	3-0	7- 4
HOME	0-0	0-0	3-0	2-0	5- 0
AWAY	0-2	0-0	0-0	0-0	0- 2
NEUTRAL	0-1	1-1	0-0	1-0	2- 2

Q1: (H:1-30)(N:1-50)(A:1-75) 3-5 overall, 0-3 non_conference		Q2: (H:31-75)(N:51-100)(A:76-135) 2-1 overall, 1-1 non_conference		Q3: (H:76-160)(N:101-200)(A:136-240) 4-0 overall, 3-0 non_conference		Q4: (H:161+)(N:201+)(A:241+) 3-0 overall, 3-0 non_conference	
NET S Opponent Score (H 1-15)(N 1-25)(A 1-40)		NET S Opponent Score (H 31-55)(N 51-75)(A 76-100)		NET S Opponent Score (H 76-100)(N 101-135)(A 136-160)		NET S Opponent Score (H 161-200)(N 201-240)(A 241-280)	
3 A Michigan St. 59 77 0108		34 H Indiana 70 55 0119		77 H Ball St. 84 75 1110		246 H Robert Morris 84 46 1123	
6 A Michigan 57 76 1201		71 N Davidson 79 58 1116		87 H Belmont 73 62 1229		272 H Fairfield 90 57 1106	
12 N Virginia Tech 83 89 1118				130 H Rutgers 89 54 0115		292 N Appalachian St. 92 70 1115	
18 A Wisconsin 84 80 0111				155 H Ohio 95 67 1220			
(H 16-30)(N 26-50)(A 41-75)		(H 56-75)(N 76-100)(A 101-135)		Upcoming Games		Upcoming Games	
20 H Maryland 62 60 1206		78 N Notre Dame 80 88 1215		76 H Penn St. 0216			
25 H Iowa 86 70 0103				110 H Illinois 0227			
41 A Florida St. 72 73 1128		Upcoming Games					
43 A Texas 68 72 1209		38 H Ohio St. 0302					
		66 H Minnesota 0203					
Upcoming Games		76 A Penn St. 0131					
3 H Michigan St. 0127							
20 A Maryland 0212							
21 H Nebraska 0209							
21 A Nebraska 0223							
34 A Indiana 0219							
38 A Ohio St. 0123							
57 A Northwestern 0309							
66 A Minnesota 0305							

Non-Div I Games:

Average NET Win: 67

Average NET Loss: 60

WON-LOST
RECORD

ROAD
RECORD

STRENGTH
OF SCHEDULE

DIV. I ONLY	16- 3	1- 3	1
DIV. I NON-CONF.	11- 1	0- 1	1
Quadrant 1		Quadrant 2	Quadrant 3
OVERALL	8-2	4-1	1-0
HOME	4-0	4-0	1-0
AWAY	1-2	0-1	0-0
NEUTRAL	3-0	0-0	0-0
NON-CONFERENCE	5-1	2-0	1-0
HOME	2-0	2-0	1-0
AWAY	0-1	0-0	0-0
NEUTRAL	3-0	0-0	0-0
		Quadrant 4	TOTALS
		3-0	16- 3
		3-0	12- 0
		0-0	1- 3
		0-0	3- 0
		3-0	11- 1
		3-0	8- 0
		0-0	0- 1
		0-0	3- 0

Q1: (H:1-30)(N:1-50)(A:1-75) 8-2 overall, 5-1 non_conference				Q2: (H:31-75)(N:51-100)(A:76-135) 4-1 overall, 2-0 non_conference				Q3: (H:76-160)(N:101-200)(A:136-240) 1-0 overall, 1-0 non_conference				Q4: (H:161+)(N:201+)(A:241+) 3-0 overall, 3-0 non_conference			
NET S Opponent Score	(H 1-15)(N 1-25)(A 1-40)			NET S Opponent Score	(H 31-55)(N 51-75)(A 76-100)			NET S Opponent Score	(H 76-160)(N 101-200)(A 136-240)			NET S Opponent Score	(H:161+)(N:201+)(A:241+)		
3 N Michigan St.	92	87	1106	31 H TCU	77	68	0109	113 H Stanford	90	84	1201	164 H Eastern Mich.	87	63	1229
5 N Tennessee	87	81	1123	43 H Texas	80	78	0114	Upcoming Games				179 H Louisiana	89	76	1116
17 A Iowa St.	60	77	0105	94 A West Virginia	64	65	0119	94 H West Virginia			0216	212 H South Dakota	89	53	1218
19 N Marquette	77	68	1121	(H 56-75)(N 76-100)(A 101-135)				Upcoming Games				Upcoming Games			
(H 16-30)(N 26-50)(A 41-75)				69 H Vermont	84	68	1112								
17 H Iowa St.	80	76	0121	75 H New Mexico St.	63	60	1208								
28 H Villanova	74	71	1215	Upcoming Games											
29 H Wofford	72	47	1204	33 H Kansas St.			0225								
30 H Oklahoma	70	63	0102	49 H Baylor			0309								
49 A Baylor	73	68	0112	72 H Oklahoma St.			0209								
70 A Arizona St.	76	80	1222												
Upcoming Games															
8 A Kentucky			0126												
11 H Texas Tech			0202												
11 A Texas Tech			0223												
30 A Oklahoma			0305												
31 A TCU			0211												
33 A Kansas St.			0205												
43 A Texas			0129												
72 A Oklahoma St.			0302												

K
a
n
s
a
s

K
a
n
s
a
s

Non-Div I Games:

Average NET Win: 161

Average NET Loss: 35

WON-LOST
RECORD

ROAD
RECORD

STRENGTH
OF SCHEDULE

DIV. I ONLY	14- 5	2- 3	35	
DIV. I NON-CONF.	10- 2	0- 1	134	
	Quadrant 1	Quadrant 2	Quadrant 3	Quadrant 4
OVERALL	3-3	1-2	4-0	6-0
HOME	1-0	1-1	1-0	6-0
AWAY	2-3	0-0	0-0	0-0
NEUTRAL	0-0	0-1	3-0	0-0
NON-CONFERENCE	0-1	0-1	4-0	6-0
HOME	0-0	0-0	1-0	6-0
AWAY	0-1	0-0	0-0	0-0
NEUTRAL	0-0	0-1	3-0	0-0
				TOTALS
				14- 5
				9- 1
				2- 3
				3- 1
				10- 2
				7- 0
				0- 1
				3- 1

Q1: (H:1-30)(N:1-50)(A:1-75) 3-3 overall, 0-1 non_conference					Q2: (H:31-75)(N:51-100)(A:76-135) 1-2 overall, 0-1 non_conference					Q3: (H:76-160)(N:101-200)(A:136-240) 4-0 overall, 4-0 non_conference					Q4: (H:161+)(N:201+)(A:241+) 6-0 overall, 6-0 non_conference										
NET	S	Opponent	Score			NET	S	Opponent	Score			NET	S	Opponent	Score			NET	S	Opponent	Score				
(H 1-15)(N 1-25)(A 1-40)					(H 31-55)(N 51-75)(A 76-100)					(H 76-160)(N 101-200)(A 136-240)					(H:161+)(N:201+)(A:241+)										
11	A	Texas Tech	68	64	0116	33	H	Kansas St.	57	58	0112	79	H	Missouri	76	59	1109	183	H	Omaha	82	55	1126		
16	A	Kansas	76	80	0121	54	N	Arizona	66	71	1119	110	N	Illinois	84	68	1120	213	H	Texas Southern	85	73	1112		
25	A	Iowa	84	98	1206	(H 56-75)(N 76-100)(A 101-135)					133	N	Drake	77	68	1215	244	H	North Dakota St.	81	59	1203			
----- (H 16-30)(N 26-50)(A 41-75)										Upcoming Games										Upcoming Games					
16	H	Kansas	77	60	0105	72	H	Oklahoma St.	72	59	0119	94	H	West Virginia			0130	317	H	Alabama St.	79	53	1106		
49	A	Baylor	70	73	0108	Upcoming Games																			
72	A	Oklahoma St.	69	63	0102	31	H	TCU			0209														
Upcoming Games					43	H	Texas			0202															
11	H	Texas Tech			0309	49	H	Baylor			0219														
24	A	Ole Miss			0126	94	A	West Virginia			0306														
30	A	Oklahoma			0204																				
30	H	Oklahoma			0225																				
31	A	TCU			0223																				
33	A	Kansas St.			0216																				
43	A	Texas			0302																				

Non-Div I Games:

Average NET Win: 145

WON-LOST

ROAD

STRENGTH

Average NET Loss: 40

RECORD

RECORD

OF SCHEDULE

DIV. I ONLY	12- 6	3- 3	27
DIV. I NON-CONF.	8- 3	1- 2	92
<hr/>			
	Quadrant 1	Quadrant 2	Quadrant 3
OVERALL	4-4	2-2	2-0
HOME	2-1	0-1	1-0
AWAY	1-2	2-1	0-0
NEUTRAL	1-1	0-0	1-0
NON-CONFERENCE	2-2	1-1	1-0
HOME	1-0	0-0	0-0
AWAY	0-1	1-1	0-0
NEUTRAL	1-1	0-0	1-0
			Quadrant 4
			12- 6
			7- 2
			3- 3
			2- 1
			8- 3
			5- 0
			1- 2
			2- 1

Q1: (H:1-30)(N:1-50)(A:1-75) 4-4 overall, 2-2 non_conference					Q2: (H:31-75)(N:51-100)(A:76-135) 2-2 overall, 1-1 non_conference					Q3: (H:76-160)(N:101-200)(A:136-240) 2-0 overall, 1-0 non_conference					Q4: (H:161+)(N:201+)(A:241+) 4-0 overall, 4-0 non_conference								
NET	S	Opponent	Score		NET	S	Opponent	Score		NET	S	Opponent	Score		NET	S	Opponent	Score					
(H 1-15)(N 1-25)(A 1-40)					(H 31-55)(N 51-75)(A 76-100)					(H 76-160)(N 101-200)(A 136-240)					(H:161+)(N:201+)(A:241+)								
1	N	Virginia	46	53	1123	76	A	Penn St.	71	52	0106	113	N	Stanford	62	46	1121	266	H	Houston Baptist	96	59	1117
6	H	Michigan	64	54	0119	80	A	Xavier	77	68	1113	130	H	Rutgers	69	64	1203	302	H	Grambling	84	53	1222
15	H	Purdue	80	84	0111	-----					Upcoming Games					342	H	Savannah St.	101	60	1213		
19	A	Marquette	69	74	1208	(H 56-75)(N 76-100)(A 101-135)					76	H	Penn St.	0302		346	H	Coppin St.	85	63	1106		
20	A	Maryland	60	64	0114	66	H	Minnesota	52	59	0103	110	H	Illinois	0218		Upcoming Games						
25	A	Iowa	72	66	1130	117	A	Western Ky.	76	83	1229												

(H 16-30)(N 26-50)(A 41-75)																							
26	H	NC State	79	75	1127						57	H	Northwestern	0126									
30	N	Oklahoma	78	58	1122	110	A	Illinois	0123														

Upcoming Games																							
3	H	Michigan St.			0212																		
6	A	Michigan			0209																		
20	H	Maryland			0201																		
21	A	Nebraska			0129																		
25	H	Iowa			0307																		
34	A	Indiana			0226																		
38	A	Ohio St.			0310																		
57	A	Northwestern			0223																		
66	A	Minnesota			0206																		

W
i
s
c
o
n
s
i
n

Non-Div I Games:

Average NET Win:	151	WON-LOST RECORD	ROAD RECORD	STRENGTH OF SCHEDULE
Average NET Loss:	30			

DIV. I ONLY	16- 3	2- 2	42		
DIV. I NON-CONF.	11- 2	0- 1	94		
<hr/>					
	Quadrant 1	Quadrant 2	Quadrant 3	Quadrant 4	TOTALS
OVERALL	4-3	3-0	2-0	7-0	16- 3
HOME	2-0	2-0	2-0	7-0	13- 0
AWAY	1-2	1-0	0-0	0-0	2- 2
NEUTRAL	1-1	0-0	0-0	0-0	1- 1
NON-CONFERENCE	3-2	1-0	0-0	7-0	11- 2
HOME	2-0	1-0	0-0	7-0	10- 0
AWAY	0-1	0-0	0-0	0-0	0- 1
NEUTRAL	1-1	0-0	0-0	0-0	1- 1

Q1: (H:1-30)(N:1-50)(A:1-75) 4-3 overall, 3-2 non_conference						Q2: (H:31-75)(N:51-100)(A:76-135) 3-0 overall, 1-0 non_conference						Q3: (H:76-160)(N:101-200)(A:136-240) 2-0 overall, 0-0 non_conference						Q4: (H:161+)(N:201+)(A:241+) 7-0 overall, 7-0 non_conference					
NET	S	Opponent	Score			NET	S	Opponent	Score			NET	S	Opponent	Score			NET	S	Opponent	Score		
		(H 1-15)(N 1-25)(A 1-40)						(H 31-55)(N 51-75)(A 76-100)						(H 76-160)(N 101-200)(A 136-240)						(H:161+)(N:201+)(A:241+)			
10	H	Buffalo	103	85	1221	33	H	Kansas St.	83	71	1201	80	H	Xavier	70	52	0106	202	H	Presbyterian	74	55	1117
14	N	Louisville	77	74	1123							84	H	Providence	79	68	0120	264	H	UTEP	76	69	1204
16	N	Kansas	68	77	1121													269	H	North Dakota	92	66	1218
34	A	Indiana	73	96	1114													273	H	UMBC	67	42	1106
40	A	St. John's (NY)	69	89	0101							96	H	DePaul			0123	293	H	Charleston So.	76	55	1127
						56	H	Seton Hall	70	66	0112	103	H	Georgetown			0309	314	H	Bethune-Cookman	92	59	1110
						103	A	Georgetown	74	71	0115							341	H	Southern U.	84	41	1228

Non-Div I Games:

Average NET Win: 133

WON-LOST RECORD

ROAD RECORD

STRENGTH OF SCHEDULE

Average NET Loss: 19

DIV. I ONLY	16- 4	4- 2	14		
DIV. I NON-CONF.	9- 2	1- 0	34		
	Quadrant 1	Quadrant 2	Quadrant 3	Quadrant 4	TOTALS
OVERALL	4-3	4-1	3-0	5-0	16- 4
HOME	2-1	2-1	3-0	4-0	11- 2
AWAY	2-2	1-0	0-0	1-0	4- 2
NEUTRAL	0-0	1-0	0-0	0-0	1- 0
NON-CONFERENCE	0-1	2-1	2-0	5-0	9- 2
HOME	0-1	1-1	2-0	4-0	7- 2
AWAY	0-0	0-0	0-0	1-0	1- 0
NEUTRAL	0-0	1-0	0-0	0-0	1- 0

Q1: (H:1-30)(N:1-50)(A:1-75) 4-3 overall, 0-1 non_conference							Q2: (H:31-75)(N:51-100)(A:76-135) 4-1 overall, 2-1 non_conference							Q3: (H:76-160)(N:101-200)(A:136-240) 3-0 overall, 2-0 non_conference							Q4: (H:161+)(N:201+)(A:241+) 5-0 overall, 5-0 non_conference						
NET	S	Opponent	Score				NET	S	Opponent	Score				NET	S	Opponent	Score				NET	S	Opponent	Score			
(H 1-15)(N 1-25)(A 1-40)							(H 31-55)(N 51-75)(A 76-100)							(H 76-160)(N 101-200)(A 136-240)							(H 161+)(N 201+)(A 241+)						
1	H	Virginia	71	76		1128	34	H	Indiana	78	75	0111	76	H	Penn St.	66	59	1201	208	H	Delaware	73	67	1106			
3	A	Michigan St.	55	69		0121	50	H	Hofstra	80	69	1116	91	H	Radford	78	64	1229	253	H	N.C. A&T	82	59	1112			
15	A	Purdue	60	62		1206	-----							125	H	Marshall	104	67	1123	290	H	Loyola Maryland	94	71	1211		
38	A	Ohio St.	75	61		0118	(H 56-75)(N 76-100)(A 101-135)							Upcoming Games							295	A	Navy	78	57	1109	
(H 16-30)(N 26-50)(A 41-75)														110	N	Illinois			0126	333	H	Mt. St. Mary's	92	77	1118		
							56	H	Seton Hall	74	78	1222								Upcoming Games							
18	H	Wisconsin	64	60		0114	97	N	Loyola Chicago	55	41	1208															
21	H	Nebraska	74	72		0102	130	A	Rutgers	77	63	0105															
66	A	Minnesota	82	67		0108	Upcoming Games																				
							38	H	Ohio St.			0223															
							57	H	Northwestern			0129															
							66	H	Minnesota			0308															
							76	A	Penn St.			0227															
6	A	Michigan				0216																					
6	H	Michigan				0303																					
15	H	Purdue				0212																					
18	A	Wisconsin				0201																					
21	A	Nebraska				0206																					
25	A	Iowa				0219																					

Non-Div I Games:

Q1: (H:1-30)(N:1-50)(A:1-75) 2-5 overall, 1-1 non_conference							Q2: (H:31-75)(N:51-100)(A:76-135) 3-1 overall, 3-0 non_conference							Q3: (H:76-160)(N:101-200)(A:136-240) 3-0 overall, 1-0 non_conference							Q4: (H:161+)(N:201+)(A:241+) 4-0 overall, 4-0 non_conference						
NET S Opponent Score (H 1-15)(N 1-25)(A 1-40)							NET S Opponent Score (H 31-55)(N 51-75)(A 76-100)							NET S Opponent Score (H 76-160)(N 101-200)(A 136-240)							NET S Opponent Score (H 161-200)(N 201-240)(A 241-300)						
3 H Michigan St. 64 70 0117							72 N Oklahoma St. 79 56 1216							76 H Penn St. 70 64 0110							204 H Cal St. Fullerton 86 62 1222						
11 N Texas Tech 52 70 1120														110 H Illinois 75 60 1202							304 H Western Ill. 73 49 1124						
20 A Maryland 72 74 0102							(H 56-75)(N 76-100)(A 101-135)							194 N Missouri St. 85 62 1119							316 H Southeastern La. 87 35 1111						
25 A Iowa 84 93 0106														Upcoming Games						351 H Mississippi Val. 106 37 1106							
34 A Indiana 66 51 0114																				Upcoming Games							
(H 16-30)(N 26-50)(A 41-75)							56 H Seton Hall 80 57 1114																				
59 A Clemson 68 66 1126							62 H Creighton 94 75 1208																				
66 A Minnesota 78 85 1205							130 A Rutgers 69 76 0121																				
Upcoming Games							Upcoming Games																				
3 A Michigan St. 0305							38 H Ohio St. 0126																				
6 A Michigan 0228							57 H Northwestern 0216																				
15 A Purdue 0209							66 H Minnesota 0213																				
15 H Purdue 0223							76 A Penn St. 0219																				
18 H Wisconsin 0129							110 A Illinois 0202																				
20 H Maryland 0206																											
25 H Iowa 0310																											

Page 21

Average NET Win: 143 WON-LOST RECORD ROAD RECORD STRENGTH OF SCHEDULE
 Average NET Loss: 182

DIV. I ONLY	18- 1	5- 1	77		
DIV. I NON-CONF.	13- 0	3- 0	43		
<hr/>					
	Quadrant 1	Quadrant 2	Quadrant 3	Quadrant 4	TOTALS
OVERALL	1-0	7-0	4-1	6-0	18- 1
HOME	0-0	1-0	3-0	5-0	9- 0
AWAY	1-0	3-0	1-1	0-0	5- 1
NEUTRAL	0-0	3-0	0-0	1-0	4- 0
NON-CONFERENCE	0-0	6-0	3-0	4-0	13- 0
HOME	0-0	0-0	3-0	3-0	6- 0
AWAY	0-0	3-0	0-0	0-0	3- 0
NEUTRAL	0-0	3-0	0-0	1-0	4- 0

Q1: (H:1-30)(N:1-50)(A:1-75) 1-0 overall, 0-0 non_conference				Q2: (H:31-75)(N:51-100)(A:76-135) 7-0 overall, 6-0 non_conference				Q3: (H:76-160)(N:101-200)(A:136-240) 4-1 overall, 3-0 non_conference				Q4: (H:161+)(N:201+)(A:241+) 6-0 overall, 4-0 non_conference			
NET S Opponent Score				NET S Opponent Score				NET S Opponent Score				NET S Opponent Score			
(H 1-15)(N 1-25)(A 1-40)				(H 31-55)(N 51-75)(A 76-100)				(H 76-160)(N 101-200)(A 136-240)				(H 161+)(N 201+)(A 241+)			
-----				-----				-----				-----			
(H 16-30)(N 26-50)(A 41-75)				(H 56-75)(N 76-100)(A 101-135)				Upcoming Games				Upcoming Games			
64 A Fresno St. 74 64 0112				95 N Grand Canyon 74 66 1209				143 H Boise St. 0202				168 H San Diego St. 0309			
-----				99 N Tulsa 96 86 1122				152 A UNLV 0129				182 H New Mexico 0209			
Upcoming Games				104 A Utah 86 71 1229				152 H UNLV 0227				224 H Colorado St. 0123			
42 A Utah St. 0302				-----				168 A San Diego St. 0220				241 A Air Force 0305			
-----				Upcoming Games				224 A Colorado St. 0206				311 A Wyoming 0216			
				64 H Fresno St. 0223											

N
e
v
a
d
aN
e
v
a
d
a

Non-Div I Games:

Average NET Win:	152	WON-LOST RECORD	ROAD RECORD	STRENGTH OF SCHEDULE
Average NET Loss:	15			

DIV. I ONLY	12- 4	1- 2	18	
DIV. I NON-CONF.	10- 2	0- 1	19	
<hr/>				
	Quadrant 1	Quadrant 2	Quadrant 3	Quadrant 4
OVERALL	0-4	5-0	3-0	4-0
HOME	0-1	2-0	2-0	4-0
AWAY	0-2	1-0	0-0	0-0
NEUTRAL	0-1	2-0	1-0	0-0
NON-CONFERENCE	0-2	4-0	2-0	4-0
HOME	0-0	2-0	1-0	4-0
AWAY	0-1	0-0	0-0	0-0
NEUTRAL	0-1	2-0	1-0	0-0
				TOTALS
				12- 4
				8- 1
				1- 2
				3- 1
				10- 2
				7- 0
				0- 1
				3- 1

Q1: (H:1-30)(N:1-50)(A:1-75) 0-4 overall, 0-2 non_conference					Q2: (H:31-75)(N:51-100)(A:76-135) 5-0 overall, 4-0 non_conference					Q3: (H:76-160)(N:101-200)(A:136-240) 3-0 overall, 2-0 non_conference					Q4: (H:161+)(N:201+)(A:241+) 4-0 overall, 4-0 non_conference				
NET	S	Opponent	Score		NET	S	Opponent	Score		NET	S	Opponent	Score		NET	S	Opponent	Score	
(H 1-15)(N 1-25)(A 1-40)					(H 31-55)(N 51-75)(A 76-100)					(H 76-160)(N 101-200)(A 136-240)					(H:161+)(N:201+)(A:241+)				
2	N	Duke	72	78	1120	37	H	Washington	88 66 1109	82	H	Dayton	82 72 1208	188	H	North Florida	95 49 1229		
8	H	Kentucky	80	82	0119	45	H	Murray St.	93 88 1222	102	H	Georgia	93 78 0112	297	H	South Alabama	101 58 1106		
24	A	Ole Miss	67	82	0109	54	N	Arizona	73 57 1121	146	N	UAB	75 71 1215	323	H	Saint Peter's	99 49 1128		
26	A	NC State	71	78	1219	-----				Upcoming Games				0130	-----				
(H 16-30)(N 26-50)(A 41-75)					(H 56-75)(N 76-100)(A 101-135)					79 H Missouri 0130					Upcoming Games				
-----					80 N Xavier 88 79 1119					83 H Arkansas 0220									
Upcoming Games					114 A Texas A&M 85 66 0116														
-----					-----														
5	H	Tennessee	0309		Upcoming Games														
8	A	Kentucky	0223																
13	A	LSU	0209																
24	H	Ole Miss	0213																
27	A	Mississippi St.	0126																
27	H	Mississippi St.	0302																
51	A	Alabama	0305																

Non-Div I Games: Mississippi Col 103 52

Average NET Win:170

Average NET Loss:30

WON-LOST
RECORD

ROAD
RECORD

STRENGTH
OF SCHEDULE

DIV. I ONLY	14- 3	3- 1	57	
DIV. I NON-CONF.	10- 2	1- 1	187	
Quadrant 1		Quadrant 2	Quadrant 3	Quadrant 4
OVERALL	3-3	1-0	4-0	6-0
HOME	1-1	0-0	3-0	4-0
AWAY	1-1	1-0	1-0	0-0
NEUTRAL	1-1	0-0	0-0	2-0
NON-CONFERENCE	1-2	0-0	3-0	6-0
HOME	0-0	0-0	2-0	4-0
AWAY	0-1	0-0	1-0	0-0
NEUTRAL	1-1	0-0	0-0	2-0
				TOTALS
				14- 3
				8- 1
				3- 1
				3- 1
				10- 2
				6- 0
				1- 1
				3- 1

Q1: (H:1-30)(N:1-50)(A:1-75) 3-3 overall, 1-2 non_conference					Q2: (H:31-75)(N:51-100)(A:76-135) 1-0 overall, 0-0 non_conference					Q3: (H:76-160)(N:101-200)(A:136-240) 4-0 overall, 3-0 non_conference					Q4: (H:161+)(N:201+)(A:241+) 6-0 overall, 6-0 non_conference									
NET S	Opponent	Score			NET S	Opponent	Score			NET S	Opponent	Score			NET S	Opponent	Score							
(H 1-15)(N 1-25)(A 1-40)					(H 31-55)(N 51-75)(A 76-100)					(H 76-160)(N 101-200)(A 136-240)					(H:161+)(N:201+)(A:241+)									
13	H LSU	69	83	0115	89	A Vanderbilt	81	71	0105	83	H Arkansas	84	67	0119	245	H Western Mich.	90	64	1110					
27	A Mississippi St.	81	77	0112	-----					116	H San Diego	93	86	1128	250	H Chattanooga	90	70	1216					
(H 16-30)(N 26-50)(A 41-75)					(H 56-75)(N 76-100)(A 101-135)					-----					137	H La.-Monroe	83	60	1201	256	H FGCU	87	57	1229
23	H Auburn	82	67	0109	-----					Upcoming Games					187	A Illinois St.	81	74	1208	301	N Middle Tenn.	74	56	1221
32	N Cincinnati	57	71	1124	Upcoming Games					79	H Missouri	0216			307	H Nicholls St.	75	55	1120					
44	A Butler	76	83	1116	79	A Missouri	0309			102	H Georgia	0223			-----									
49	N Baylor	78	70	1123	83	A Arkansas	0302			114	H Texas A&M	0206			Upcoming Games									
-----					102	A Georgia	0209																	
Upcoming Games					112	A South Carolina	0219																	
5	H Tennessee	0227																						
8	H Kentucky	0305																						
17	H Iowa St.	0126																						
23	A Auburn	0213																						
27	H Mississippi St.	0202																						
35	A Florida	0130																						
51	A Alabama	0122																						

Non-Div I Games:

Average NET Win: 152

WON-LOST RECORD

ROAD RECORD

STRENGTH OF SCHEDULE

Average NET Loss: 12

DIV. I ONLY		16- 3	2- 2	121	
DIV. I NON-CONF.		11- 0	0- 0	266	
<hr/>					
	Quadrant 1	Quadrant 2	Quadrant 3	Quadrant 4	TOTALS
OVERALL	3-3	5-0	2-0	6-0	16- 3
HOME	2-1	2-0	1-0	6-0	11- 1
AWAY	1-2	1-0	0-0	0-0	2- 2
NEUTRAL	0-0	2-0	1-0	0-0	3- 0
NON-CONFERENCE	1-0	3-0	1-0	6-0	11- 0
HOME	1-0	1-0	0-0	6-0	8- 0
AWAY	0-0	0-0	0-0	0-0	0- 0
NEUTRAL	0-0	2-0	1-0	0-0	3- 0

Q1: (H:1-30)(N:1-50)(A:1-75) 3-3 overall, 1-0 non_conference				Q2: (H:31-75)(N:51-100)(A:76-135) 5-0 overall, 3-0 non_conference				Q3: (H:76-160)(N:101-200)(A:136-240) 2-0 overall, 1-0 non_conference				Q4: (H:161+)(N:201+)(A:241+) 6-0 overall, 6-0 non_conference			
NET S Opponent Score	(H 1-15)(N 1-25)(A 1-40)			NET S Opponent Score	(H 31-55)(N 51-75)(A 76-100)			NET S Opponent Score	(H 76-160)(N 101-200)(A 136-240)			NET S Opponent Score	(H 161+)(N 201+)(A 241+)		
3 A Michigan St.	68	90	1203	38 H Ohio St.	72	62	0112	110 H Illinois	95	71	0120	206 H Green Bay	93	82	1111
15 A Purdue	70	86	0103	55 H Pittsburgh	69	68	1127	198 N UNI	77	54	1215	231 H UMKC	77	63	1108
(H 16-30)(N 26-50)(A 41-75)				68 N Oregon	77	69	1115	Upcoming Games				285 H Western Caro.	78	60	1218
17 H Iowa St.	98	84	1206	76 A Penn St.	89	82	0116	130 H Rutgers			0302	317 H Alabama St.	105	78	1121
18 H Wisconsin	66	72	1130	(H 56-75)(N 76-100)(A 101-135)								320 H Bryant	72	67	1229
21 H Nebraska	93	84	0106	88 N UConn	91	72	1116	Upcoming Games				342 H Savannah St.	110	64	1222
57 A Northwestern	73	63	0109	Upcoming Games											
3 H Michigan St.			0124	34 H Indiana			0222								
6 H Michigan			0201	57 H Northwestern			0210								
18 A Wisconsin			0307	130 A Rutgers			0216								
20 H Maryland			0219												
21 A Nebraska			0310												
34 A Indiana			0207												
38 A Ohio St.			0226												
66 A Minnesota			0127												

Non-Div I Games:

Average NET Win: 213 WON-LOST ROAD STRENGTH
Average NET Loss: 67 RECORD RECORD OF SCHEDULE

DIV. I ONLY	15- 3	2- 2	330		
DIV. I NON-CONF.	12- 1	0- 1	353		
	Quadrant 1	Quadrant 2	Quadrant 3	Quadrant 4	TOTALS
OVERALL	1-2	5-0	0-1	9-0	15- 3
HOME	1-1	1-0	0-0	9-0	11- 1
AWAY	0-1	2-0	0-1	0-0	2- 2
NEUTRAL	0-0	2-0	0-0	0-0	2- 0
NON-CONFERENCE	1-1	2-0	0-0	9-0	12- 1
HOME	1-0	0-0	0-0	9-0	10- 0
AWAY	0-1	0-0	0-0	0-0	0- 1
NEUTRAL	0-0	2-0	0-0	0-0	2- 0

Q1: (H:1-30)(N:1-50)(A:1-75) 1-2 overall, 1-1 non_conference					Q2: (H:31-75)(N:51-100)(A:76-135) 5-0 overall, 2-0 non_conference					Q3: (H:76-160)(N:101-200)(A:136-240) 0-1 overall, 0-0 non_conference					Q4: (H:161+)(N:201+)(A:241+) 9-0 overall, 9-0 non_conference						
NET	S	Opponent	Score		NET	S	Opponent	Score		NET	S	Opponent	Score		NET	S	Opponent	Score			
(H 1-15)(N 1-25)(A 1-40)					(H 31-55)(N 51-75)(A 76-100)					174 (H 76-160)(N 101-200)(A 136-240)					184 (H 161+)(N 201+)(A 241+)						
9	H	North Carolina	82	90	0108	55	H	Pittsburgh	86	80	0112	Upcoming Games				285	H	Western Caro.	100	67	1205
18	A	Wisconsin	75	79	1127	78	A	Notre Dame	77	73	0119	90	H	Georgia Tech	0306	290	H	Loyola Maryland	97	64	1228
-----					93	A	Miami (FL)	87	82	0103	124	H	Boston College	0220	323	H	Saint Peter's	85	57	1120	
(H 16-30)(N 26-50)(A 41-75)					-----										328	H	Maine	82	63	1117	
23	H	Auburn	78	71	1219	(H 56-75)(N 76-100)(A 101-135)										331	H	USC Upstate	98	71	1222
-----					76	N	Penn St.	89	78	1215						333	H	Mt. St. Mary's	105	55	1106
Upcoming Games					89	N	Vanderbilt	80	65	1201						352	H	UMES	95	49	1110
1	H	Virginia	0129		-----										353	H	UNC Asheville	100	49	1113	
2	A	Duke	0216		Upcoming Games										Upcoming Games						
9	A	North Carolina	0205		47	H	Syracuse	0213							174	H	Wake Forest	0224			
12	H	Virginia Tech	0202		59	H	Clemson	0126													
14	A	Louisville	0124		124	A	Boston College	0309													
41	A	Florida St.	0302																		
55	A	Pittsburgh	0209																		

Non-Div I Games:

Average NET Win: 130 WON-LOST RECORD ROAD RECORD STRENGTH OF SCHEDULE
 Average NET Loss: 69

DIV. I ONLY	14- 3	2- 1	40
DIV. I NON-CONF.	12- 1	1- 0	52
<hr/>			
	Quadrant 1	Quadrant 2	Quadrant 3
OVERALL	2-1	5-2	3-0
HOME	1-1	2-0	2-0
AWAY	0-0	2-1	0-0
NEUTRAL	1-0	1-1	1-0
NON-CONFERENCE	2-0	3-1	3-0
HOME	1-0	1-0	2-0
AWAY	0-0	1-0	0-0
NEUTRAL	1-0	1-1	1-0
			Quadrant 4
			4-0
			4-0
			0-0
			0-0
			4-0
			4-0
			0-0
			0-0
			TOTALS
			14- 3
			9- 1
			2- 1
			3- 1
			12- 1
			8- 0
			1- 0
			3- 1

Q1: (H:1-30)(N:1-50)(A:1-75) 2-1 overall, 2-0 non_conference					Q2: (H:31-75)(N:51-100)(A:76-135) 5-2 overall, 3-1 non_conference					Q3: (H:76-160)(N:101-200)(A:136-240) 3-0 overall, 3-0 non_conference					Q4: (H:161+)(N:201+)(A:241+) 4-0 overall, 4-0 non_conference											
NET	S	Opponent	Score			NET	S	Opponent	Score			NET	S	Opponent	Score			NET	S	Opponent	Score					
(H 1-15)(N 1-25)(A 1-40)					(H 31-55)(N 51-75)(A 76-100)					(H 76-160)(N 101-200)(A 136-240)					(H:161+)(N:201+)(A:241+)											
-----					-----					-----					-----											
(H 16-30)(N 26-50)(A 41-75)					(H 56-75)(N 76-100)(A 101-135)					Upcoming Games					Upcoming Games											
24	H	Ole Miss	77	81	0112	32	H	Cincinnati	70	59	1215	107	H	BYU	103	81	1229	196	H	Long Beach St.	79	51	1116			
29	H	Wofford	98	87	1219	35	H	Florida	71	68	0115	135	H	Austin Peay	95	67	1109	207	H	Hartford	77	59	1111			
48	N	Saint Mary's (CA)	61	57	1121	59	N	Clemson	82	71	1208	145	N	Wright St.	67	63	1222	312	H	McNeese	90	77	1204			
-----					-----					-----					-----											
Upcoming Games					Upcoming Games					Upcoming Games					Upcoming Games											
5	A	Tennessee	0305			112	A	South Carolina	82	87	0108	79	H	Missouri	0226											
8	A	Kentucky	0122								112	H	South Carolina	0223												
8	H	Kentucky	0209													114	H	Texas A&M	0309							
13	H	LSU	0206																							
23	H	Auburn	0126			51	H	Alabama	0212																	
23	A	Auburn	0302			83	A	Arkansas	0216																	
24	A	Ole Miss	0202			102	A	Georgia	0220																	
51	A	Alabama	0129																							

Mississippi St.

Mississippi St.

Non-Div I Games:

Average NET Win:	136	WON-LOST	ROAD	STRENGTH
Average NET Loss:	44	RECORD	RECORD	OF SCHEDULE

DIV. I ONLY	14- 4	3- 2	23		
DIV. I NON-CONF.	9- 4	1- 2	28		

	Quadrant 1	Quadrant 2	Quadrant 3	Quadrant 4	TOTALS
OVERALL	2-2	5-2	3-0	4-0	14- 4
HOME	0-1	2-1	3-0	2-0	7- 2
AWAY	1-1	1-1	0-0	1-0	3- 2
NEUTRAL	1-0	2-0	0-0	1-0	4- 0
NON-CONFERENCE	1-2	3-2	1-0	4-0	9- 4
HOME	0-1	1-1	1-0	2-0	4- 2
AWAY	0-1	0-1	0-0	1-0	1- 2
NEUTRAL	1-0	2-0	0-0	1-0	4- 0

Q1: (H:1-30)(N:1-50)(A:1-75) 2-2 overall, 1-2 non_conference						Q2: (H:31-75)(N:51-100)(A:76-135) 5-2 overall, 3-2 non_conference						Q3: (H:76-160)(N:101-200)(A:136-240) 3-0 overall, 1-0 non_conference						Q4: (H:161+)(N:201+)(A:241+) 4-0 overall, 4-0 non_conference					
NET	S	Opponent	Score			NET	S	Opponent	Score			NET	S	Opponent	Score			NET	S	Opponent	Score		
(H 1-15)(N 1-25)(A 1-40)						(H 31-55)(N 51-75)(A 76-100)						(H 76-160)(N 101-200)(A 136-240)						(H:161+)(N:201+)(A:241+)					
6	H	Michigan	46	73	1114	40	H	St. John's (NY)	76	71	0108	80	H	Xavier	85	75	0118	255	N	Canisius	83	56	1122
16	A	Kansas	71	74	1215	72	N	Oklahoma St.	77	58	1123	96	H	DePaul	73	68	0102	259	H	Quinnipiac	86	53	1110
-----						84	A	Providence	65	59	0105	158	H	Saint Joseph's	70	58	1208	274	A	La Salle	85	78	1201
(H 16-30)(N 26-50)(A 41-75)						92	A	Penn	75	78	1211	-----						327	H	Morgan St.	100	77	1106
41	N	Florida St.	66	60	1125	(H 56-75)(N 76-100)(A 101-135)						Upcoming Games						Upcoming Games					
62	A	Creighton	90	78	0113	61	H	Temple	69	59	1205	84	H	Providence	0213								
-----						63	H	Furman	68	76	1117	103	H	Georgetown	0203								
Upcoming Games						88	N	UConn	81	58	1222												
19	A	Marquette	0209			-----																	
19	H	Marquette	0227																				
40	A	St. John's (NY)	0217			Upcoming Games																	
44	A	Butler	0122			44	H	Butler	0302														
56	A	Seton Hall	0309			56	H	Seton Hall	0127														
						62	H	Creighton	0206														
						80	A	Xavier	0224														
						96	A	DePaul	0130														
						103	A	Georgetown	0220														

Non-Div I Games:

Average NET Win: 203

WON-LOST RECORD

ROAD RECORD

STRENGTH OF SCHEDULE

Average NET Loss: 21

DIV. I ONLY		12- 4	5- 3	117	
DIV. I NON-CONF.		5- 4	2- 3	123	

	Quadrant 1	Quadrant 2	Quadrant 3	Quadrant 4	TOTALS
OVERALL	1-4	2-0	2-0	7-0	12- 4
HOME	0-1	1-0	1-0	5-0	7- 1
AWAY	1-3	1-0	1-0	2-0	5- 3
NEUTRAL	0-0	0-0	0-0	0-0	0- 0
NON-CONFERENCE	0-4	1-0	1-0	3-0	5- 4
HOME	0-1	0-0	0-0	3-0	3- 1
AWAY	0-3	1-0	1-0	0-0	2- 3
NEUTRAL	0-0	0-0	0-0	0-0	0- 0

Q1: (H:1-30)(N:1-50)(A:1-75) 1-4 overall, 0-4 non_conference						Q2: (H:31-75)(N:51-100)(A:76-135) 2-0 overall, 1-0 non_conference						Q3: (H:76-160)(N:101-200)(A:136-240) 2-0 overall, 1-0 non_conference						Q4: (H:161+)(N:201+)(A:241+) 7-0 overall, 3-0 non_conference											
NET	S	Opponent	Score			NET	S	Opponent	Score			NET	S	Opponent	Score			NET	S	Opponent	Score								
(H 1-15)(N 1-25)(A 1-40)						(H 31-55)(N 51-75)(A 76-100)						(H 76-100)(N 101-200)(A 136-240)						(H 161-200)(N 201-240)(A 241-280)											
9	H	North Carolina	67	78	1106							81	H	ETSU	79	62	1201	184	H	Mercer	78	74	0105						
16	A	Kansas	47	72	1204							230	A	High Point	68	60	1110	186	H	Coastal Caro.	82	71	1209						
27	A	Mississippi St.	87	98	1219													220	H	The Citadel	112	81	0103						
30	A	Oklahoma	64	75	1118													285	A	Western Caro.	74	54	1229						
-----						(H 56-75)(N 76-100)(A 101-135)						-----																	
(H 16-30)(N 26-50)(A 41-75)						63	H	Furman	59	54	0119	Upcoming Games						161	A	Samford	0302	321	A	VMI	90	76	0112		
58	A	UNC Greensboro	72	43	0110	112	A	South Carolina	81	61	1126							184	A	Mercer	0131	346	H	Coppin St.	99	65	1121		
-----						Upcoming Games												220	A	The Citadel	0202	-----							
						58	H	UNC Greensboro	0216									Upcoming Games						161	H	Samford	0124		
						81	A	ETSU	0207															250	H	Chattanooga	0126		
Upcoming Games																								250	A	Chattanooga	0228		
63	A	Furman	0223																					285	H	Western Caro.	0209		
																								321	H	VMI	0214		

Non-Div I Games:	Mars Hill	97 46	Kv Christian	112 58	Carver	94 35
------------------	-----------	-------	--------------	--------	--------	-------

Average NET Win: 86 WON-LOST ROAD STRENGTH
Average NET Loss: 24 RECORD RECORD OF SCHEDULE

DIV. I ONLY	13- 5	3- 3	5
DIV. I NON-CONF.	11- 1	3- 0	7

Quadrant 1	Quadrant 2	Quadrant 3	Quadrant 4
OVERALL 3-4	5-1	5-0	0-0
HOME 1-0	3-1	3-0	0-0
AWAY 1-3	0-0	2-0	0-0
NEUTRAL 1-1	2-0	0-0	0-0
NON-CONFERENCE 3-1	3-0	5-0	0-0
HOME 1-0	1-0	3-0	0-0
AWAY 1-0	0-0	2-0	0-0
NEUTRAL 1-1	2-0	0-0	0-0
TOTALS			
13- 5			
7- 1			
3- 3			
3- 1			
11- 1			
5- 0			
3- 0			
3- 1			

Q1: (H:1-30)(N:1-50)(A:1-75) 3-4 overall, 3-1 non_conference					Q2: (H:31-75)(N:51-100)(A:76-135) 5-1 overall, 3-0 non_conference					Q3: (H:76-160)(N:101-200)(A:136-240) 5-0 overall, 5-0 non_conference					Q4: (H:161+)(N:201+)(A:241+) 0-0 overall, 0-0 non_conference					
NET	S	Opponent	Score		NET	S	Opponent	Score		NET	S	Opponent	Score		NET	S	Opponent	Score		
(H 1-15)(N 1-25)(A 1-40)					(H 31-55)(N 51-75)(A 76-100)					(H 76-160)(N 101-200)(A 136-240)					Upcoming Games					
11	A	Texas Tech	59	66	0108	31	H	TCU	76	74	0112	85	H	North Texas	73	57	1127			
16	A	Kansas	63	70	0102	33	H	Kansas St.	61	74	0116	98	H	Southern California	81	70	1215			
18	N	Wisconsin	58	78	1122						111	H	Wichita St.	80	48	1208				
-----					(H 56-75)(N 76-100)(A 101-135)															
(H 16-30)(N 26-50)(A 41-75)					62	H	Creighton	83	70	1218	89	H	Vanderbilt	0126						
29	H	Wofford	75	64	1118	72	H	Oklahoma St.	74	64	0105	94	H	West Virginia	0302					
35	N	Florida	65	60	1121	78	N	Notre Dame	85	80	1204									
43	A	Texas	72	75	0119	82	N	Dayton	65	54	1123									
57	A	Northwestern	76	69	1221															
-----					Upcoming Games															
11	H	Texas Tech	0209		43	H	Texas	0223												
16	H	Kansas	0305		49	H	Baylor	0128												
17	H	Iowa St.	0204		94	A	West Virginia	0202												
17	A	Iowa St.	0225																	
31	A	TCU	0216																	
33	A	Kansas St.	0309																	
49	A	Baylor	0211																	
72	A	Oklahoma St.	0123																	

Non-Div I Games:

Average NET Win: 150

Average NET Loss: 31

WON-LOST
RECORD

ROAD
RECORD

STRENGTH
OF SCHEDULE

DIV. I ONLY		13- 4	1- 3	24
DIV. I NON-CONF.		11- 1	1- 0	44
Quadrant 1		Quadrant 2	Quadrant 3	Quadrant 4
OVERALL	0-3	4-1	4-0	5-0
HOME	0-0	2-1	2-0	4-0
AWAY	0-3	1-0	0-0	0-0
NEUTRAL	0-0	1-0	2-0	1-0
NON-CONFERENCE	0-0	3-1	3-0	5-0
HOME	0-0	1-1	1-0	4-0
AWAY	0-0	1-0	0-0	0-0
NEUTRAL	0-0	1-0	2-0	1-0
				TOTALS
				13- 4
				8- 1
				1- 3
				4- 0
				11- 1
				6- 1
				1- 0
				4- 0

Q1: (H:1-30)(N:1-50)(A:1-75) 0-3 overall, 0-0 non_conference		Q2: (H:31-75)(N:51-100)(A:76-135) 4-1 overall, 3-1 non_conference		Q3: (H:76-160)(N:101-200)(A:136-240) 4-0 overall, 3-0 non_conference		Q4: (H:161+)(N:201+)(A:241+) 5-0 overall, 5-0 non_conference	
NET S Opponent Score (H 1-15)(N 1-25)(A 1-40)		NET S Opponent Score (H 31-55)(N 51-75)(A 76-100)		NET S Opponent Score (H 76-160)(N 101-200)(A 136-240)		NET S Opponent Score (H 161-200)(N 201-240)(A 241-280)	
16 A Kansas 68 77 0109		46 H Lipscomb 64 73 1120		94 H West Virginia 98 67 0115		164 H Eastern Mich. 87 69 1126	
30 A Oklahoma 74 76 0112		49 H Baylor 85 81 0105		141 H Central Mich. 89 62 1130		170 H CSU Bakersfield 66 61 1107	
33 A Kansas St. 55 65 0119				163 N Bucknell 82 65 1223		180 H Indiana St. 90 70 1216	
(H 16-30)(N 26-50)(A 41-75)		(H 56-75)(N 76-100)(A 101-135)		180 N Indiana St. 83 69 1225		225 N Charlotte 82 57 1223	
Upcoming Games		Upcoming Games		Upcoming Games		Upcoming Games	
11 A Texas Tech 0128		64 H Fresno St. 77 69 1115				298 H Oral Roberts 79 62 1111	
11 H Texas Tech 0302		98 N Southern California 96 61 1207					
16 H Kansas 0211		126 A SMU 67 59 1205					
17 A Iowa St. 0209							
17 H Iowa St. 0223		33 H Kansas St. 0304					
30 H Oklahoma 0216		35 H Florida 0126					
43 A Texas 0309		43 H Texas 0123					
49 A Baylor 0202		72 H Oklahoma St. 0206					
72 A Oklahoma St. 0218		94 A West Virginia 0226					

Non-Div I Games:

Average NET Win:178

Average NET Loss:97

WON-LOST
RECORD

ROAD
RECORD

STRENGTH
OF SCHEDULE

DIV. I ONLY	16- 3	3- 2	86
DIV. I NON-CONF.	11- 2	1- 1	81
Quadrant 1		Quadrant 2	Quadrant 3
OVERALL	1-1	2-1	7-1
HOME	0-0	0-1	5-0
AWAY	0-1	2-0	1-1
NEUTRAL	1-0	0-0	1-0
NON-CONFERENCE	1-1	0-1	5-0
HOME	0-0	0-1	3-0
AWAY	0-1	0-0	1-0
NEUTRAL	1-0	0-0	1-0
		Quadrant 4	TOTALS
		6-0	16- 3
		6-0	11- 1
		0-0	3- 2
		0-0	2- 0
		5-0	11- 2
		5-0	8- 1
		0-0	1- 1
		0-0	2- 0

Q1: (H:1-30)(N:1-50)(A:1-75) 1-1 overall, 1-1 non_conference					Q2: (H:31-75)(N:51-100)(A:76-135) 2-1 overall, 0-1 non_conference					Q3: (H:76-160)(N:101-200)(A:136-240) 7-1 overall, 5-0 non_conference					Q4: (H:161+)(N:201+)(A:241+) 6-0 overall, 5-0 non_conference								
NET	S	Opponent	Score		NET	S	Opponent	Score		NET	S	Opponent	Score		NET	S	Opponent	Score					
(H 1-15)(N 1-25)(A 1-40)					(H 31-55)(N 51-75)(A 76-100)					(H 76-160)(N 101-200)(A 136-240)					(H:161+)(N:201+)(A:241+)								
24	N	Ole Miss	71	57	1124	38	H	Ohio St.	56	64	1107	80	H	Xavier	62	47	1208	245	H	Western Mich.	78	52	1119
27	A	Mississippi St.	59	70	1215	99	A	Tulsa	70	65	0110	88	H	UConn	74	72	0112	287	H	Milwaukee	74	63	1116
-----					-----					-----					-----								
(H 16-30)(N 26-50)(A 41-75)					(H 56-75)(N 76-100)(A 101-135)					(H 76-160)(N 101-200)(A 136-240)					(H:161+)(N:201+)(A:241+)								
-----					-----					-----					-----								
Upcoming Games					Upcoming Games					Upcoming Games					Upcoming Games								
7	A	Houston	0210		36	H	UCF	0221		99	H	Tulsa	0124										
7	H	Houston	0310		65	H	Memphis	0302		111	H	Wichita St.	0217										
36	A	UCF	0307		88	A	UConn	0224		126	H	SMU	0202										
61	A	Temple	0127		126	A	SMU	0227															
65	A	Memphis	0207																				

Non-Div I Games:

Average NET Win:	133	WON-LOST RECORD	ROAD RECORD	STRENGTH OF SCHEDULE
Average NET Loss:	43			

DIV. I ONLY	14- 4	2- 3	26	
DIV. I NON-CONF.	10- 2	0- 2	62	
<hr/>				
	Quadrant 1	Quadrant 2	Quadrant 3	Quadrant 4
OVERALL	2-2	3-2	6-0	3-0
HOME	0-0	1-1	6-0	2-0
AWAY	2-2	0-1	0-0	0-0
NEUTRAL	0-0	2-0	0-0	1-0
NON-CONFERENCE	0-1	2-1	5-0	3-0
HOME	0-0	0-0	5-0	2-0
AWAY	0-1	0-1	0-0	0-0
NEUTRAL	0-0	2-0	0-0	1-0
				TOTALS
				14- 4
				9- 1
				2- 3
				3- 0
				10- 2
				7- 0
				0- 2
				3- 0

Q1: (H:1-30)(N:1-50)(A:1-75) 2-2 overall, 0-1 non_conference					Q2: (H:31-75)(N:51-100)(A:76-135) 3-2 overall, 2-1 non_conference					Q3: (H:76-160)(N:101-200)(A:136-240) 6-0 overall, 5-0 non_conference					Q4: (H:161+)(N:201+)(A:241+) 3-0 overall, 3-0 non_conference								
NET	S	Opponent	Score		NET	S	Opponent	Score		NET	S	Opponent	Score		NET	S	Opponent	Score					
(H 1-15)(N 1-25)(A 1-40)					(H 31-55)(N 51-75)(A 76-100)					(H 76-160)(N 101-200)(A 136-240)					(H 161+)(N 201+)(A 241+)								
11	A	Texas Tech	57	63	0105	31	H	TCU	65	55	0119	89	H	Vanderbilt	69	58	1222	223	N	Eastern Ky.	95	68	1116
17	A	Iowa St.	58	57	0112	43	H	Texas	47	67	0102	94	H	West Virginia	71	69	0109	306	H	Denver	64	56	1112
19	A	Marquette	71	83	1201	99	A	Tulsa	46	47	1208	120	H	Georgia St.	71	59	1215	344	H	Kennesaw St.	56	41	1109
30	A	Oklahoma	74	61	0116	----- (H 56-75)(N 76-100)(A 101-135)					----- Upcoming Games					----- Upcoming Games							
(H 16-30)(N 26-50)(A 41-75)																							
----- Upcoming Games					----- Upcoming Games					----- Upcoming Games													
11	H	Texas Tech			0122	79	N	Missouri	82	67	1119												
16	H	Kansas			0205	92	N	Penn	64	48	1118												
16	A	Kansas			0225	49	H	Baylor			0302												
17	H	Iowa St.			0216	72	H	Oklahoma St.			0223												
30	H	Oklahoma			0309	94	A	West Virginia			0218												
31	A	TCU			0304	114	A	Texas A&M			0126												
43	A	Texas			0212																		
49	A	Baylor			0209																		
72	A	Oklahoma St.			0202																		

Non-Div I Games:

Average NET Win: 165

WON-LOST RECORD

ROAD RECORD

STRENGTH OF SCHEDULE

Average NET Loss: 25

DIV. I ONLY	12- 6	1- 5	75
DIV. I NON-CONF.	9- 2	0- 2	161
Quadrant 1		Quadrant 2	Quadrant 3
OVERALL	3-5	2-1	1-0
HOME	2-1	1-0	1-0
AWAY	0-4	1-1	0-0
NEUTRAL	1-0	0-0	0-0
NON-CONFERENCE	3-1	0-1	0-0
HOME	2-0	0-0	0-0
AWAY	0-1	0-1	0-0
NEUTRAL	1-0	0-0	0-0
		Quadrant 4	TOTALS
		6-0	12- 6
		6-0	10- 1
		0-0	1- 5
		0-0	1- 0
		6-0	9- 2
		6-0	8- 0
		0-0	0- 2
		0-0	1- 0

Q1: (H:1-30)(N:1-50)(A:1-75) 3-5 overall, 3-1 non_conference		Q2: (H:31-75)(N:51-100)(A:76-135) 2-1 overall, 0-1 non_conference		Q3: (H:76-160)(N:101-200)(A:136-240) 1-0 overall, 0-0 non_conference		Q4: (H:161+)(N:201+)(A:241+) 6-0 overall, 6-0 non_conference	
NET S Opponent Score (H 1-15)(N 1-25)(A 1-40)		NET S Opponent Score (H 31-55)(N 51-75)(A 76-100)		NET S Opponent Score 110 H Illinois 73 65 0103		NET S Opponent Score 215 H UT Arlington 78 64 1120	
2 A Duke 69 90 1127		76 A Penn St. 64 62 1204		Upcoming Games		252 H Central Ark. 86 53 1219	
6 A Michigan 63 74 0106		83 A Arkansas 72 73 1118		130 H Rutgers 0310		263 H Montana St. 80 35 1109	
14 H Louisville 68 67 1208		(H 56-75)(N 76-100)(A 101-135)				289 H UC Davis 76 62 1123	
15 A Purdue 55 70 0119						294 H Jacksonville 94 64 1222	
20 A Maryland 75 78 0111		57 H Northwestern 68 66 1201				347 H Chicago St. 104 55 1106	
(H 16-30)(N 26-50)(A 41-75)						Upcoming Games	
		Upcoming Games					
19 H Marquette 96 73 1114		38 H Ohio St. 0210					
21 H Nebraska 51 66 0114		110 A Illinois 0307					
44 N Butler 71 68 1215		130 A Rutgers 0130					
Upcoming Games							
3 A Michigan St. 0202							
3 H Michigan St. 0302							
6 H Michigan 0125							
15 H Purdue 0219							
18 H Wisconsin 0226							
25 H Iowa 0207							
25 A Iowa 0222							
57 A Northwestern 0122							
66 A Minnesota 0216							

Non-Div I Games:

Average NET Win: 163

WON-LOST RECORD

ROAD RECORD

STRENGTH OF SCHEDULE

Average NET Loss: 37

DIV. I ONLY		10- 7	2- 2	70	
DIV. I NON-CONF.		8- 4	0- 1	168	
		<hr/>			
	Quadrant 1	Quadrant 2	Quadrant 3	Quadrant 4	TOTALS
OVERALL	0-6	4-0	1-1	5-0	10- 7
HOME	0-2	1-0	0-1	4-0	5- 3
AWAY	0-2	2-0	0-0	0-0	2- 2
NEUTRAL	0-2	1-0	1-0	1-0	3- 2
NON-CONFERENCE	0-4	2-0	1-0	5-0	8- 4
HOME	0-1	1-0	0-0	4-0	5- 1
AWAY	0-1	0-0	0-0	0-0	0- 1
NEUTRAL	0-2	1-0	1-0	1-0	3- 2

Q1: (H:1-30)(N:1-50)(A:1-75) 0-6 overall, 0-4 non_conference				Q2: (H:31-75)(N:51-100)(A:76-135) 4-0 overall, 2-0 non_conference				Q3: (H:76-160)(N:101-200)(A:136-240) 1-1 overall, 1-0 non_conference				Q4: (H:161+)(N:201+)(A:241+) 5-0 overall, 5-0 non_conference			
NET	S	Opponent	Score	NET	S	Opponent	Score	NET	S	Opponent	Score	NET	S	Opponent	Score
		(H 1-15)(N 1-25)(A 1-40)				(H 31-55)(N 51-75)(A 76-100)									
3	H	Michigan St.	59 63 1208	44	H	Butler	77 43 1229	112	H	South Carolina	69 71 0105	184	H	Mercer	71 63 1218
5	H	Tennessee	67 78 0112	83	A	Arkansas	57 51 0109	113	N	Stanford	72 49 1122	188	H	North Florida	98 66 1127
27	A	Mississippi St.	68 71 0115									256	N	FGCU	77 56 1222
		(H 16-30)(N 26-50)(A 41-75)				(H 56-75)(N 76-100)(A 101-135)						274	H	La Salle	82 69 1114
30	N	Oklahoma	60 65 1121	94	N	West Virginia	66 56 1204	79	H	Missouri	0223	293	H	Charleston So.	76 46 1109
41	A	Florida St.	60 81 1106	102	A	Georgia	62 52 0119	89	H	Vanderbilt	0213				
44	N	Butler	54 61 1123					102	H	Georgia	0302				
		Upcoming Games				Upcoming Games		114	H	Texas A&M	0122				
5	A	Tennessee	0209	89	A	Vanderbilt	0227								
8	H	Kentucky	0202												
8	A	Kentucky	0309												
13	A	LSU	0220												
13	H	LSU	0306												
23	A	Auburn	0205												
24	H	Ole Miss	0130												
31	A	TCU	0126												
51	A	Alabama	0216												

Non-Div I Games:

Average NET Win:160

Average NET Loss:123

WON-LOST
RECORD

ROAD
RECORD

STRENGTH
OF SCHEDULE

DIV. I ONLY		14- 3	1- 2	89	
DIV. I NON-CONF.		10- 2	0- 1	140	
Quadrant 1		Quadrant 2	Quadrant 3	Quadrant 4	TOTALS
OVERALL	0-0	3-2	6-0	5-1	14- 3
HOME	0-0	2-0	4-0	4-1	10- 1
AWAY	0-0	1-2	0-0	0-0	1- 2
NEUTRAL	0-0	0-0	2-0	1-0	3- 0
NON-CONFERENCE	0-0	1-1	5-0	4-1	10- 2
HOME	0-0	1-0	3-0	3-1	7- 1
AWAY	0-0	0-1	0-0	0-0	0- 1
NEUTRAL	0-0	0-0	2-0	1-0	3- 0

Q1: (H:1-30)(N:1-50)(A:1-75) 0-0 overall, 0-0 non_conference				Q2: (H:31-75)(N:51-100)(A:76-135) 3-2 overall, 1-1 non_conference				Q3: (H:76-160)(N:101-200)(A:136-240) 6-0 overall, 5-0 non_conference				Q4: (H:161+)(N:201+)(A:241+) 5-1 overall, 4-1 non_conference			
NET S Opponent Score				NET S Opponent Score				NET S Opponent Score				NET S Opponent Score			
(H 1-15)(N 1-25)(A 1-40)				(H 31-55)(N 51-75)(A 76-100)				(H 76-160)(N 101-200)(A 136-240)				(H:161+)(N:201+)(A:241+)			
-----				51 H Alabama 70 64 1129				99 H Tulsa 64 62 0119				178 H Fla. Atlantic 79 80 1111			
(H 16-30)(N 26-50)(A 41-75)				79 A Missouri 62 64 1202				109 H Northern Ky. 66 53 1124				187 H Illinois St. 77 56 1221			
-----				88 A UConn 65 53 0105				117 N Western Ky. 78 62 1118				204 N Cal St. Fullerton 68 52 1115			
Upcoming Games				(H 56-75)(N 76-100)(A 101-135)				134 H Ga. Southern 95 88 1211				226 H East Carolina 76 65 0113			
7 H Houston 0207				61 H Temple 78 73 0102				153 H Rider 84 70 1106				302 H Grambling 70 45 1208			
7 A Houston 0302				111 A Wichita St. 67 75 0116				158 N Saint Joseph's 77 57 1116				348 H Stetson 90 65 1216			
32 A Cincinnati 0221				Upcoming Games				Upcoming Games				Upcoming Games			
61 A Temple 0309				32 H Cincinnati 0307				88 H UConn 0131				308 A Tulane 0123			
65 A Memphis 0127				65 H Memphis 0216				108 H South Fla. 0213							
				108 A South Fla. 0227				126 H SMU 0224							
				126 A SMU 0210											

U
C
F

U
C
F

Non-Div I Games:

Average NET Win: 171

Average NET Loss: 26

WON-LOST
RECORD

ROAD
RECORD

STRENGTH
OF SCHEDULE

DIV. I ONLY		14- 4	2- 2	48
DIV. I NON-CONF.		9- 4	0- 2	22
Quadrant 1		Quadrant 2	Quadrant 3	Quadrant 4
OVERALL	0-3	2-1	6-0	6-0
HOME	0-0	0-0	4-0	6-0
AWAY	0-2	2-0	0-0	0-0
NEUTRAL	0-1	0-1	2-0	0-0
NON-CONFERENCE	0-3	0-1	5-0	4-0
HOME	0-0	0-0	3-0	4-0
AWAY	0-2	0-0	0-0	0-0
NEUTRAL	0-1	0-1	2-0	0-0
				TOTALS
				14- 4
				10- 0
				2- 2
				2- 2
				9- 4
				7- 0
				0- 2
				2- 2

Q1: (H:1-30)(N:1-50)(A:1-75) 0-3 overall, 0-3 non_conference				Q2: (H:31-75)(N:51-100)(A:76-135) 2-1 overall, 0-1 non_conference				Q3: (H:76-160)(N:101-200)(A:136-240) 6-0 overall, 5-0 non_conference				Q4: (H:161+)(N:201+)(A:241+) 6-0 overall, 4-0 non_conference			
NET	S	Opponent	Score	NET	S	Opponent	Score	NET	S	Opponent	Score	NET	S	Opponent	Score
(H 1-15)(N 1-25)(A 1-40)				(H 31-55)(N 51-75)(A 76-100)				(H 76-160)(N 101-200)(A 136-240)				(H:161+)(N:201+)(A:241+)			
4	A	Gonzaga	79 81 1205	66	N	Minnesota	66 68 1121	113	H	Stanford	80 64 0117	169	H	Seattle U	70 62 1209
12	N	Virginia Tech	61 73 1215	100	A	Colorado	77 70 0112	114	N	Texas A&M	71 67 1120	197	H	Washington St.	85 67 0105
23	A	Auburn	66 88 1109	(H 56-75)(N 76-100)(A 101-135)				116	H	San Diego	66 63 1112	204	H	Cal St. Fullerton	84 76 0101
(H 16-30)(N 26-50)(A 41-75)				104	A	Utah	69 53 0110	117	H	Western Ky.	73 55 1106	247	H	California	71 52 0119
Upcoming Games				Upcoming Games				139	H	UC Santa Barbara	67 63 1202	282	H	Sacramento St.	57 41 1221
54	A	Arizona	0207	68	H	Oregon	0309	185	N	Santa Clara	82 68 1118	303	H	Eastern Wash.	83 59 1127
68	A	Oregon	0124	73	H	Oregon St.	0306	Upcoming Games				Upcoming Games			
70	A	Arizona St.	0209	113	A	Stanford	0303	98	H	Southern California	0130	247	A	California	0228
73	A	Oregon St.	0126					100	H	Colorado	0223				
								104	H	Utah	0220				
								106	H	UCLA	0202				
								197	A	Washington St.	0216				

Non-Div I Games:

Average NET Win: 172

Average NET Loss: 45

WON-LOST
RECORD

ROAD
RECORD

STRENGTH
OF SCHEDULE

DIV. I ONLY	12- 5	3- 2	49
DIV. I NON-CONF.	10- 1	2- 0	160
Quadrant 1		Quadrant 2	Quadrant 3
OVERALL	2-3	2-2	1-0
HOME	0-2	1-1	0-0
AWAY	2-1	1-1	0-0
NEUTRAL	0-0	0-0	1-0
NON-CONFERENCE	2-0	0-1	1-0
HOME	0-0	0-1	0-0
AWAY	2-0	0-0	0-0
NEUTRAL	0-0	0-0	1-0
		Quadrant 4	TOTALS
		7-0	12- 5
		7-0	8- 3
		0-0	3- 2
		0-0	1- 0
		7-0	10- 1
		7-0	7- 1
		0-0	2- 0
		0-0	1- 0

Q1: (H:1-30)(N:1-50)(A:1-75) 2-3 overall, 2-0 non_conference						Q2: (H:31-75)(N:51-100)(A:76-135) 2-2 overall, 0-1 non_conference						Q3: (H:76-160)(N:101-200)(A:136-240) 1-0 overall, 1-0 non_conference						Q4: (H:161+)(N:201+)(A:241+) 7-0 overall, 7-0 non_conference					
NET	S	Opponent	Score			NET	S	Opponent	Score			NET	S	Opponent	Score			NET	S	Opponent	Score		
(H 1-15)(N 1-25)(A 1-40)						(H 31-55)(N 51-75)(A 76-100)						106 N UCLA 80 66 1222						161 H Samford 68 50 1120					
3	H	Michigan St.	77	86	0105	47	H	Syracuse	62	72	1128	Upcoming Games						163	H	Bucknell	73	71	1215
25	A	Iowa	62	72	0112	(H 56-75)(N 76-100)(A 101-135)						76	H	Penn St.	0207	230	H	High Point	82	64	1229		
32	A	Cincinnati	64	56	1107	66	H	Minnesota	79	59	1202	110	H	Illinois	0214	238	H	Purdue Fort Wayne	107	61	1111		
(H 16-30)(N 26-50)(A 41-75)						110	A	Illinois	77	67	1205	130	H	Rutgers	0202	260	H	Youngstown St.	75	56	1218		
20	H	Maryland	61	75	0118	Upcoming Games						Upcoming Games						296	H	Cleveland St.	89	62	1123
62	A	Creighton	69	60	1115	57	H	Northwestern	0220			Upcoming Games						338	H	South Carolina St.	89	61	1118
Upcoming Games						Upcoming Games						Upcoming Games						Upcoming Games					
3	A	Michigan St.	0217																				
6	A	Michigan	0129																				
15	H	Purdue	0123																				
15	A	Purdue	0302																				
18	H	Wisconsin	0310																				
20	A	Maryland	0223																				
21	A	Nebraska	0126																				
25	H	Iowa	0226																				
34	A	Indiana	0210																				
57	A	Northwestern	0306																				

Non-Div I Games:

Average NET Win: 209

Average NET Loss: 51

WON-LOST
RECORD

ROAD
RECORD

STRENGTH
OF SCHEDULE

DIV. I ONLY		15- 3	4- 1	176	
DIV. I NON-CONF.		11- 2	2- 1	299	
	Quadrant 1	Quadrant 2	Quadrant 3	Quadrant 4	TOTALS
OVERALL	0-2	1-0	5-1	9-0	15- 3
HOME	0-1	1-0	3-0	6-0	10- 1
AWAY	0-0	0-0	2-1	2-0	4- 1
NEUTRAL	0-1	0-0	0-0	1-0	1- 1
NON-CONFERENCE	0-1	0-0	2-1	9-0	11- 2
HOME	0-0	0-0	2-0	6-0	8- 0
AWAY	0-0	0-0	0-1	2-0	2- 1
NEUTRAL	0-1	0-0	0-0	1-0	1- 1

Q1: (H:1-30)(N:1-50)(A:1-75) 0-2 overall, 0-1 non_conference				Q2: (H:31-75)(N:51-100)(A:76-135) 1-0 overall, 0-0 non_conference				Q3: (H:76-160)(N:101-200)(A:136-240) 5-1 overall, 2-1 non_conference				Q4: (H:161+)(N:201+)(A:241+) 9-0 overall, 9-0 non_conference			
NET	S	Opponent	Score	NET	S	Opponent	Score	NET	S	Opponent	Score	NET	S	Opponent	Score
(H 1-15)(N 1-25)(A 1-40)				(H 31-55)(N 51-75)(A 76-100)				(H 76-160)(N 101-200)(A 136-240)				(H:161+)(N:201+)(A:241+)			
4	H	Gonzaga	83 96 0112	48	H	Saint Mary's (CA)	76 72 0103	107	H	BYU	82 63 0119	193	H	Dartmouth	84 65 1124
10	N	Buffalo	81 85 1201					113	H	Stanford	74 65 1222	204	H	Cal St. Fullerton	68 54 1216
(H 16-30)(N 26-50)(A 41-75)				(H 56-75)(N 76-100)(A 101-135)				139	A	UC Santa Barbara	71 73 1229	247	A	California	79 60 1205
Upcoming Games				Upcoming Games				148	H	Harvard	61 57 1121	257	H	LIU Brooklyn	84 52 1118
4	A	Gonzaga	0207	107	A	BYU	0221	175	A	Pepperdine	72 69 0105	270	H	Northern Ariz.	76 60 1219
48	A	Saint Mary's (CA)	0202	116	A	San Diego	0126	177	A	Pacific	53 52 0117	280	N	SFA	76 58 1130
								Upcoming Games				289	A	UC Davis	76 42 1106
								116	H	San Diego	0228	303	H	Eastern Wash.	85 63 1213
								154	H	Loyola Marymount	0302	328	H	Maine	93 50 1110
								185	A	Santa Clara	0223	Upcoming Games			
												175	H	Pepperdine	0214
												185	H	Santa Clara	0209
												318	H	Portland	0124
												318	A	Portland	0216

Non-Div I Games: Sonoma St

88 54

Average NET Win:	178	WON-LOST RECORD	ROAD RECORD	STRENGTH OF SCHEDULE
Average NET Loss:	56			

DIV. I ONLY	15- 4	2- 3	88	
DIV. I NON-CONF.	12- 0	1- 0	242	
<hr/>				
	Quadrant 1	Quadrant 2	Quadrant 3	Quadrant 4
OVERALL	1-3	5-0	1-1	8-0
HOME	1-0	1-0	1-1	7-0
AWAY	0-3	2-0	0-0	0-0
NEUTRAL	0-0	2-0	0-0	1-0
NON-CONFERENCE	0-0	3-0	1-0	8-0
HOME	0-0	0-0	1-0	7-0
AWAY	0-0	1-0	0-0	0-0
NEUTRAL	0-0	2-0	0-0	1-0
				TOTALS
				15- 4
				10- 1
				2- 3
				3- 0
				12- 0
				8- 0
				1- 0
				3- 0

Q1: (H:1-30)(N:1-50)(A:1-75) 1-3 overall, 0-0 non_conference				Q2: (H:31-75)(N:51-100)(A:76-135) 5-0 overall, 3-0 non_conference				Q3: (H:76-160)(N:101-200)(A:136-240) 1-1 overall, 1-0 non_conference				Q4: (H:161+)(N:201+)(A:241+) 8-0 overall, 8-0 non_conference			
NET S Opponent Score				NET S Opponent Score				NET S Opponent Score				NET S Opponent Score			
(H 1-15)(N 1-25)(A 1-40)				(H 31-55)(N 51-75)(A 76-100)				(H 76-160)(N 101-200)(A 136-240)				(H:161+)(N:201+)(A:241+)			
28 A Villanova 71 76 0108				52 N VCU 87 86 1120				96 H DePaul 71 79 0112				167 H Princeton 89 74 1209			
(H 16-30)(N 26-50)(A 41-75)				(H 56-75)(N 76-100)(A 101-135)				121 H Bowling Green 84 80 1109				216 H Sacred Heart 104 82 1222			
19 H Marquette 89 69 0101				62 H Creighton 81 66 0116				Upcoming Games				227 H St. Francis Brooklyn 86 52 1219			
44 A Butler 71 80 0119				90 N Georgia Tech 76 73 1201				80 H Xavier 0228				247 N California 82 79 1119			
56 A Seton Hall 74 76 1229				103 A Georgetown 97 94 0105				84 H Providence 0209				268 H Wagner 73 58 1216			
Upcoming Games				130 A Rutgers 84 65 1116				103 H Georgetown 0127				290 H Loyola Maryland 76 55 1106			
2 A Duke 0202				Upcoming Games								333 H Mt. St. Mary's 85 71 1205			
19 A Marquette 0205				44 H Butler 0212								352 H UMES 85 64 1127			
28 H Villanova 0217				56 H Seton Hall 0223								Upcoming Games			
62 A Creighton 0130				80 A Xavier 0309											
				84 A Providence 0220											
				96 A DePaul 0303											

St. John's (NY)

St. John's (NY)

Non-Div I Games:

Average NET Win: 144 WON-LOST ROAD STRENGTH
Average NET Loss: 42 RECORD RECORD OF SCHEDULE

DIV. I ONLY	13- 5	1- 3	20		
DIV. I NON-CONF.	12- 1	1- 0	42		
	Quadrant 1	Quadrant 2	Quadrant 3	Quadrant 4	TOTALS
OVERALL	2-4	3-1	3-0	5-0	13- 5
HOME	1-1	1-0	2-0	4-0	8- 1
AWAY	0-2	0-1	0-0	1-0	1- 3
NEUTRAL	1-1	2-0	1-0	0-0	4- 1
NON-CONFERENCE	2-1	3-0	2-0	5-0	12- 1
HOME	1-0	1-0	1-0	4-0	7- 0
AWAY	0-0	0-0	0-0	1-0	1- 0
NEUTRAL	1-1	2-0	1-0	0-0	4- 1

Q1: (H:1-30)(N:1-50)(A:1-75) 2-4 overall, 2-1 non_conference				Q2: (H:31-75)(N:51-100)(A:76-135) 3-1 overall, 3-0 non_conference				Q3: (H:76-160)(N:101-200)(A:136-240) 3-0 overall, 2-0 non_conference				Q4: (H:161+)(N:201+)(A:241+) 5-0 overall, 5-0 non_conference			
NET S Opponent Score	(H 1-15)(N 1-25)(A 1-40)			NET S Opponent Score	(H 31-55)(N 51-75)(A 76-100)			NET S Opponent Score	(H 76-160)(N 101-200)(A 136-240)			NET S Opponent Score	(H 161+)(N 201+)(A 241+)		
1 A Virginia	52	65	0105	35 H Florida	81	60	1106	93 H Miami (FL)	68	62	0109	188 H North Florida	95	81	1219
2 H Duke	78	80	0112	67 N Saint Louis	81	59	1222	146 N UAB	81	63	1122	199 H Troy	83	67	1203
13 N LSU	79	76	1123					149 H Winthrop	87	76	0101	255 H Canisius	93	61	1119
15 H Purdue	73	72	1128	(H 56-75)(N 76-100)(A 101-135)				Upcoming Games				308 A Tulane	80	69	1111
(H 16-30)(N 26-50)(A 41-75)				88 N UConn	79	71	1208	78 H Notre Dame		0225		315 H Southeast Mo. St.	85	68	1217
28 N Villanova	60	66	1125	124 A Boston College	82	87	0120	90 H Georgia Tech		0202		Upcoming Games			
55 A Pittsburgh	62	75	0114	Upcoming Games				174 A Wake Forest		0309		174 H Wake Forest			0213
Upcoming Games				59 H Clemson			0122								
9 A North Carolina			0223	90 A Georgia Tech			0216								
12 H Virginia Tech			0305	93 A Miami (FL)			0127								
14 H Louisville			0209												
26 H NC State			0302												
47 A Syracuse			0205												
59 A Clemson			0219												

Non-Div I Games:

Average NET Win: 223 WON-LOST ROAD STRENGTH
Average NET Loss: 54 RECORD RECORD OF SCHEDULE

DIV. I ONLY	13- 5	4- 3	130		
DIV. I NON-CONF.	9- 3	2- 2	83		
	Quadrant 1	Quadrant 2	Quadrant 3	Quadrant 4	TOTALS
OVERALL	1-2	1-3	2-0	9-0	13- 5
HOME	0-0	0-1	1-0	6-0	7- 1
AWAY	0-2	1-1	0-0	3-0	4- 3
NEUTRAL	1-0	0-1	1-0	0-0	2- 1
NON-CONFERENCE	1-1	1-2	2-0	5-0	9- 3
HOME	0-0	0-0	1-0	4-0	5- 0
AWAY	0-1	1-1	0-0	1-0	2- 2
NEUTRAL	1-0	0-1	1-0	0-0	2- 1

Q1: (H:1-30)(N:1-50)(A:1-75) 1-2 overall, 1-1 non_conference		Q2: (H:31-75)(N:51-100)(A:76-135) 1-3 overall, 1-2 non_conference		Q3: (H:76-160)(N:101-200)(A:136-240) 2-0 overall, 2-0 non_conference		Q4: (H:161+)(N:201+)(A:241+) 9-0 overall, 5-0 non_conference	
NET S Opponent Score (H 1-15)(N 1-25)(A 1-40)		NET S Opponent Score (H 31-55)(N 51-75)(A 76-100)		NET S Opponent Score (H 76-100)(N 101-200)(A 136-240)		NET S Opponent Score (H 161-200)(N 201-240)(A 241-300)	
7 A Houston 50 60 1220		70 N Arizona St. 82 87 1121		127 H Utah Valley 65 46 1116		198 H UNI 71 52 1128	
22 A Nevada 49 72 0102		-----		159 N Weber St. 76 67 1208		207 H Hartford 100 73 1109	
(H 16-30)(N 26-50)(A 41-75)		(H 56-75)(N 76-100)(A 101-135)		-----		224 H Colorado St. 87 72 0119	
48 N Saint Mary's (CA) 80 63 1119		64 H Fresno St. 77 78 0109		Upcoming Games		241 H Air Force 79 62 0105	
-----		107 A BYU 80 95 1205		143 A Boise St. 0223		263 A Montana St. 101 71 1106	
Upcoming Games		131 A UC Irvine 89 65 1201		152 H UNLV 0202		311 A Wyoming 71 55 0112	
22 H Nevada 0302		-----		168 A San Diego St. 0209		317 H Alabama St. 86 48 1215	
64 A Fresno St. 0205		Upcoming Games		182 A New Mexico 0126		319 A San Jose St. 81 63 0116	
				224 A Colorado St. 0305		351 H Mississippi Val. 94 59 1113	

						Upcoming Games	
						168 H San Diego St. 0226	
						182 H New Mexico 0220	
						241 A Air Force 0216	
						311 H Wyoming 0213	
						319 H San Jose St. 0130	

Non-Div I Games: Eastern Ore 84 57

Average NET Win: 111 WON-LOST ROAD STRENGTH
Average NET Loss: 47 RECORD RECORD OF SCHEDULE

DIV. I ONLY	11- 7	1- 2	8		
DIV. I NON-CONF.	8- 4	0- 0	6		
<hr/>					
	Quadrant 1	Quadrant 2	Quadrant 3	Quadrant 4	TOTALS
OVERALL	4-4	1-1	3-2	3-0	11- 7
HOME	2-1	0-1	3-2	3-0	8- 4
AWAY	1-2	0-0	0-0	0-0	1- 2
NEUTRAL	1-1	1-0	0-0	0-0	2- 1
NON-CONFERENCE	2-1	1-1	2-2	3-0	8- 4
HOME	1-0	0-1	2-2	3-0	6- 3
AWAY	0-0	0-0	0-0	0-0	0- 0
NEUTRAL	1-1	1-0	0-0	0-0	2- 1

Q1: (H:1-30)(N:1-50)(A:1-75) 4-4 overall, 2-1 non_conference			Q2: (H:31-75)(N:51-100)(A:76-135) 1-1 overall, 1-1 non_conference			Q3: (H:76-160)(N:101-200)(A:136-240) 3-2 overall, 2-2 non_conference			Q4: (H:161+)(N:201+)(A:241+) 3-0 overall, 3-0 non_conference		
NET S Opponent Score			NET S Opponent Score			NET S Opponent Score			NET S Opponent Score		
(H 1-15)(N 1-25)(A 1-40)			(H 31-55)(N 51-75)(A 76-100)			(H 76-160)(N 101-200)(A 136-240)			(H:161+)(N:201+)(A:241+)		
3 N Michigan St. 68 78 1123			52 H VCU 53 54 1205			84 H Providence 65 71 1221			215 H UT Arlington 76 56 1228		
9 N North Carolina 92 89 1122			-----			91 H Radford 59 62 1130			220 H The Citadel 97 69 1116		
11 H Texas Tech 62 68 0112			(H 56-75)(N 76-100)(A 101-135)			94 H West Virginia 61 54 0105			288 H Eastern Ill. 71 59 1106		
15 H Purdue 72 68 1209			-----			95 H Grand Canyon 98 60 1215			-----		
16 A Kansas 78 80 0114			83 N Arkansas 73 71 1109			137 H La.-Monroe 65 55 1112			Upcoming Games		
33 A Kansas St. 67 47 0102			-----			Upcoming Games					
(H 16-30)(N 26-50)(A 41-75)			Upcoming Games								
30 H Oklahoma 75 72 0119			31 H TCU 0309								
72 A Oklahoma St. 58 61 0108			33 H Kansas St. 0212								
-----			49 H Baylor 0206								
Upcoming Games			72 H Oklahoma St. 0216								
11 A Texas Tech 0304			94 A West Virginia 0209								
16 H Kansas 0129			102 A Georgia 0126								
17 A Iowa St. 0202											
17 H Iowa St. 0302											
30 A Oklahoma 0223											
31 A TCU 0123											
49 A Baylor 0227											

Non-Div I Games:

STRENGTH

RECORD

RECORD

OF SCHEDULE

DIV. I ONLY		12- 7	1- 4	25	
DIV. I NON-CONF.		9- 4	0- 2	23	
	Quadrant 1	Quadrant 2	Quadrant 3	Quadrant 4	TOTALS
OVERALL	2-4	3-2	3-1	4-0	12- 7
HOME	1-0	2-0	3-1	3-0	9- 1
AWAY	0-3	1-1	0-0	0-0	1- 4
NEUTRAL	1-1	0-1	0-0	1-0	2- 2
NON-CONFERENCE	2-3	0-1	3-0	4-0	9- 4
HOME	1-0	0-0	3-0	3-0	7- 0
AWAY	0-2	0-0	0-0	0-0	0- 2
NEUTRAL	1-1	0-1	0-0	1-0	2- 2

Q1: (H:1-30)(N:1-50)(A:1-75) 2-4 overall, 2-3 non_conference					Q2: (H:31-75)(N:51-100)(A:76-135) 3-2 overall, 0-1 non_conference					Q3: (H:76-160)(N:101-200)(A:136-240) 3-1 overall, 3-0 non_conference					Q4: (H:161+)(N:201+)(A:241+) 4-0 overall, 4-0 non_conference								
NET	S	Opponent	Score		NET	S	Opponent	Score		NET	S	Opponent	Score		NET	S	Opponent	Score					
(H 1-15)(N 1-25)(A 1-40)					(H 31-55)(N 51-75)(A 76-100)					(H 76-160)(N 101-200)(A 136-240)					(H 161+)(N 201+)(A 241+)								
35	A	Florida	43	77	1229	40	H	St. John's (NY)	80	71	0119	103	H	Georgetown	76	84	0102	171	H	Miami (OH)	90	68	1110
-----					80	A	Xavier	69	70	0113	129	H	Brown	70	55	1205	173	H	Detroit Mercy	84	63	1112	
(H 16-30)(N 26-50)(A 41-75)					96	A	DePaul	87	69	0116	131	H	UC Irvine	71	54	1221	202	H	Presbyterian	76	67	1218	
24	H	Ole Miss	83	76	1116	-----					136	H	Northern Ill.	95	68	1208	301	N	Middle Tenn.	84	53	1122	
34	N	Indiana	68	71	1215	(H 56-75)(N 76-100)(A 101-135)					Upcoming Games					Upcoming Games							
35	N	Florida	61	54	1123	62	H	Creighton	84	69	0105	80	H	Xavier			0305						
56	A	Seton Hall	75	76	0109	82	N	Dayton	64	69	1121	84	H	Providence			0226						
67	A	Saint Louis	52	64	1201	-----					96	H	DePaul			0216							
Upcoming Games					Upcoming Games																		
19	H	Marquette			0130	56	H	Seton Hall			0202												
19	A	Marquette			0220	84	A	Providence			0309												
28	H	Villanova			0122	103	A	Georgetown			0209												
28	A	Villanova			0302																		
40	A	St. John's (NY)			0212																		
62	A	Creighton			0125																		

Butler

Non-Div I Games:

Average NET Win: 251 WON-LOST ROAD STRENGTH
Average NET Loss: 37 RECORD RECORD OF SCHEDULE

DIV. I ONLY	13- 2	6- 2	329		
DIV. I NON-CONF.	7- 2	2- 2	292		
	Quadrant 1	Quadrant 2	Quadrant 3	Quadrant 4	TOTALS
OVERALL	0-2	0-0	2-0	11-0	13- 2
HOME	0-0	0-0	1-0	6-0	7- 0
AWAY	0-2	0-0	1-0	5-0	6- 2
NEUTRAL	0-0	0-0	0-0	0-0	0- 0
NON-CONFERENCE	0-2	0-0	2-0	5-0	7- 2
HOME	0-0	0-0	1-0	4-0	5- 0
AWAY	0-2	0-0	1-0	1-0	2- 2
NEUTRAL	0-0	0-0	0-0	0-0	0- 0

Q1: (H:1-30)(N:1-50)(A:1-75) 0-2 overall, 0-2 non_conference					Q2: (H:31-75)(N:51-100)(A:76-135) 0-0 overall, 0-0 non_conference					Q3: (H:76-160)(N:101-200)(A:136-240) 2-0 overall, 2-0 non_conference					Q4: (H:161+)(N:201+)(A:241+) 11-0 overall, 5-0 non_conference						
NET	S	Opponent	Score		NET	S	Opponent	Score		NET	S	Opponent	Score		NET	S	Opponent	Score			
(H 1-15)(N 1-25)(A 1-40)					(H 31-55)(N 51-75)(A 76-100)					(H 76-160)(N 101-200)(A 136-240)					(H:161+)(N:201+)(A:241+)						
23	A	Auburn	88	93	1222					145	H	Wright St.	73	54	1110	162	H	Evansville	66	64	1218
										156	A	Southern Ill.	80	52	1212	194	H	Missouri St.	77	66	1124
																223	H	Eastern Ky.	97	85	0105
																242	H	Prairie View	83	67	1201
																254	H	Morehead St.	90	69	0103
																288	A	Eastern Ill.	83	61	0117
																301	A	Middle Tenn.	64	42	1208
																315	A	Southeast Mo. St.	85	67	0112
																324	A	SIUE	82	72	0119
																330	H	Jackson St.	74	57	1215
																334	A	UT Martin	98	77	0110
																			</		

Non-Div I Games: Spalding	106 36	Rethel (TN)	110 82
---------------------------	--------	-------------	--------

Average NET Win: 227

WON-LOST
RECORD

ROAD
RECORD

STRENGTH
OF SCHEDULE

Average NET Loss: 62

DIV. I ONLY	12- 4	6- 3	180
DIV. I NON-CONF.	7- 4	4- 3	78
Quadrant 1		Quadrant 2	Quadrant 3
OVERALL	1-2	2-1	1-1
HOME	0-0	1-0	0-1
AWAY	1-2	1-1	1-0
NEUTRAL	0-0	0-0	0-0
NON-CONFERENCE	1-2	2-1	0-1
HOME	0-0	1-0	0-1
AWAY	1-2	1-1	0-0
NEUTRAL	0-0	0-0	0-0
		Quadrant 4	TOTALS
		8-0	12- 4
		5-0	6- 1
		3-0	6- 3
		0-0	0- 0
		4-0	7- 4
		2-0	3- 1
		2-0	4- 3
		0-0	0- 0

Q1: (H:1-30)(N:1-50)(A:1-75) 1-2 overall, 1-2 non_conference				Q2: (H:31-75)(N:51-100)(A:76-135) 2-1 overall, 2-1 non_conference				Q3: (H:76-160)(N:101-200)(A:136-240) 1-1 overall, 0-1 non_conference				Q4: (H:161+)(N:201+)(A:241+) 8-0 overall, 4-0 non_conference			
NET S Opponent Score				NET S Opponent Score				NET S Opponent Score				NET S Opponent Score			
(H 1-15)(N 1-25)(A 1-40)				(H 31-55)(N 51-75)(A 76-100)				(H 76-160)(N 101-200)(A 136-240)				(H:161+)(N:201+)(A:241+)			
14 A Louisville 68 72 1212				87 A Belmont 74 76 1204				87 H Belmont 83 87 1115				188 H North Florida 81 66 0109			
31 A TCU 73 64 1120								160 A NJIT 70 52 0116				254 A Morehead St. 87 55 1125			
(H 16-30)(N 26-50)(A 41-75)				(H 56-75)(N 76-100)(A 101-135)				Upcoming Games				294 A Jacksonville 77 74 0105			
59 A Clemson 67 84 1230				69 H Vermont 91 66 1221				160 H NJIT 0225				295 H Navy 107 81 1209			
Upcoming Games				126 A SMU 79 73 1117				188 A North Florida 0206				301 A Middle Tenn. 84 74 1201			
53 A Liberty 0129				Upcoming Games								313 H Tennessee St. 86 79 1110			
				53 H Liberty 0213								344 H Kennesaw St. 86 57 0121			
												348 H Stetson 95 71 0112			
												Upcoming Games			
												256 H FGCU 0124			
												256 A FGCU 0220			
												294 H Jacksonville 0209			
												305 H North Ala. 0202			
												305 A North Ala. 0301			
												344 A Kennesaw St. 0216			
												348 A Stetson 0127			

Non-Div I Games: Covenant	119 48	Sewanee	97 53
---------------------------	--------	---------	-------

Average NET Win: 136

WON-LOST

ROAD

STRENGTH

Average NET Loss: 68

RECORD

RECORD

OF SCHEDULE

DIV. I ONLY	13- 5	3- 0	34		
DIV. I NON-CONF.	9- 4	1- 0	75		
<hr/>					
	Quadrant 1	Quadrant 2	Quadrant 3	Quadrant 4	TOTALS
OVERALL	2-1	3-2	3-2	5-0	13- 5
HOME	0-1	2-0	3-2	5-0	10- 3
AWAY	2-0	1-0	0-0	0-0	3- 0
NEUTRAL	0-0	0-2	0-0	0-0	0- 2
NON-CONFERENCE	1-1	0-2	3-1	5-0	9- 4
HOME	0-1	0-0	3-1	5-0	8- 2
AWAY	1-0	0-0	0-0	0-0	1- 0
NEUTRAL	0-0	0-2	0-0	0-0	0- 2

Q1: (H:1-30)(N:1-50)(A:1-75) 2-1 overall, 1-1 non_conference					Q2: (H:31-75)(N:51-100)(A:76-135) 3-2 overall, 0-2 non_conference					Q3: (H:76-160)(N:101-200)(A:136-240) 3-2 overall, 3-1 non_conference					Q4: (H:161+)(N:201+)(A:241+) 5-0 overall, 5-0 non_conference											
NET	S	Opponent (H 1-15)(N 1-25)(A 1-40)	Score		NET	S	Opponent (H 31-55)(N 51-75)(A 76-100)	Score		NET	S	Opponent	Score		NET	S	Opponent	Score								
2	A	Duke	95	91	0114	55	H	Pittsburgh	74	63	0119	86	H	Old Dominion	62	68	1215	181	H	St. Bonaventure	81	48	1229			
10	H	Buffalo	59	71	1218	68	N	Oregon	65	80	1116	90	H	Georgia Tech	59	73	0112	211	H	Arkansas St.	82	52	1222			
38	A	Ohio St.	72	62	1128	78	A	Notre Dame	72	62	0105	101	H	Northeastern	72	49	1204	234	H	Cornell	63	55	1201			
----- (H 16-30)(N 26-50)(A 41-75)					----- (H 56-75)(N 76-100)(A 101-135)					----- Upcoming Games					----- Upcoming Games											
Upcoming Games					Upcoming Games					Upcoming Games					Upcoming Games											
1	H	Virginia	0304		59	H	Clemson	61	53	0109	93	H	Miami (FL)	0124		124	H	Boston College	0209		303	H	Eastern Wash.	66	34	1106
2	H	Duke	0223		88	N	UConn	76	83	1115	124	H	Boston College	0209		174	A	Wake Forest	0302							
9	A	North Carolina	0226		----- Upcoming Games					Upcoming Games					Upcoming Games											
12	A	Virginia Tech	0126		41	H	Florida St.	0205		Upcoming Games					Upcoming Games											
14	H	Louisville	0220		124	A	Boston College	0130		Upcoming Games					Upcoming Games											
26	A	NC State	0213		Upcoming Games					Upcoming Games					Upcoming Games											
55	A	Pittsburgh	0202		Upcoming Games					Upcoming Games					Upcoming Games											
59	A	Clemson	0309		Upcoming Games					Upcoming Games					Upcoming Games											

Syracuse

Syracuse

Non-Div I Games:

Average NET Win:193

Average NET Loss:74

WON-LOST
RECORD

ROAD
RECORD

STRENGTH
OF SCHEDULE

DIV. I ONLY	13- 7	2- 2	60
DIV. I NON-CONF.	9- 6	1- 1	131
Quadrant 1		Quadrant 2	Quadrant 3
OVERALL	1-4	0-1	5-2
HOME	0-0	0-0	3-2
AWAY	1-1	0-1	1-0
NEUTRAL	0-3	0-0	1-0
NON-CONFERENCE	1-3	0-1	2-2
HOME	0-0	0-0	1-2
AWAY	1-0	0-1	0-0
NEUTRAL	0-3	0-0	1-0
		Quadrant 4	TOTALS
		7-0	13- 7
		7-0	10- 2
		0-0	2- 2
		0-0	1- 3
		6-0	9- 6
		6-0	7- 2
		0-0	1- 1
		0-0	1- 3

Q1: (H:1-30)(N:1-50)(A:1-75) 1-4 overall, 1-3 non_conference				Q2: (H:31-75)(N:51-100)(A:76-135) 0-1 overall, 0-1 non_conference				Q3: (H:76-160)(N:101-200)(A:136-240) 5-2 overall, 2-2 non_conference				Q4: (H:161+)(N:201+)(A:241+) 7-0 overall, 6-0 non_conference			
NET	S	Opponent	Score	NET	S	Opponent	Score	NET	S	Opponent	Score	NET	S	Opponent	Score
(H 1-15)(N 1-25)(A 1-40)				(H 31-55)(N 51-75)(A 76-100)				(H 76-160)(N 101-200)(A 136-240)				(H:161+)(N:201+)(A:241+)			
13	N	LSU	74 78 1215					107	H	BYU	88 66 0105	163	H	Bucknell	85 56 1219
39	A	San Francisco	72 76 0103					116	H	San Diego	76 59 0119	185	H	Santa Clara	75 55 0117
(H 16-30)(N 26-50)(A 41-75)				(H 56-75)(N 76-100)(A 101-135)				127	H	Utah Valley	92 63 1111	204	H	Cal St. Fullerton	81 66 1210
27	N	Mississippi St.	57 61 1121	117	A	Western Ky.	68 71 1222	131	H	UC Irvine	75 80 1128	247	H	California	84 71 1201
42	N	Utah St.	63 80 1119					148	H	Harvard	68 74 1124	312	H	McNeese	87 65 1107
75	A	New Mexico St.	73 58 1114					154	A	Loyola Marymount	71 60 0112	314	H	Bethune-Cookman	93 61 1204
Upcoming Games				Upcoming Games				182	N	New Mexico	85 60 1207	319	H	San Jose St.	75 45 1229
4	A	Gonzaga	0209	39	H	San Francisco	0202	Upcoming Games				Upcoming Games			
4	H	Gonzaga	0302	107	A	BYU	0124	175	A	Pepperdine	0126	175	H	Pepperdine	0216
				116	A	San Diego	0223	177	A	Pacific	0221	177	H	Pacific	0207
								185	A	Santa Clara	0214	318	H	Portland	0228

Non-Div I Games:

Average NET Win:	153	WON-LOST RECORD	ROAD RECORD	STRENGTH OF SCHEDULE
Average NET Loss:	113			

DIV. I ONLY	12- 6	3- 2	82	
DIV. I NON-CONF.	8- 4	1- 1	232	
<hr/>				
	Quadrant 1	Quadrant 2	Quadrant 3	Quadrant 4
OVERALL	4-3	2-1	1-0	5-2
HOME	2-1	1-0	0-0	5-2
AWAY	2-1	1-1	0-0	0-0
NEUTRAL	0-1	0-0	1-0	0-0
NON-CONFERENCE	1-1	1-1	1-0	5-2
HOME	0-0	1-0	0-0	5-2
AWAY	1-0	0-1	0-0	0-0
NEUTRAL	0-1	0-0	1-0	0-0
				TOTALS
				12- 6
				8- 3
				3- 2
				1- 1
				8- 4
				6- 2
				1- 1
				1- 1

Q1: (H:1-30)(N:1-50)(A:1-75) 4-3 overall, 1-1 non_conference					Q2: (H:31-75)(N:51-100)(A:76-135) 2-1 overall, 1-1 non_conference					Q3: (H:76-160)(N:101-200)(A:136-240) 1-0 overall, 1-0 non_conference					Q4: (H:161+)(N:201+)(A:241+) 5-2 overall, 5-2 non_conference				
NET S	Opponent	Score			NET S	Opponent	Score			NET S	Opponent	Score			NET S	Opponent	Score		
(H 1-15)(N 1-25)(A 1-40)					(H 31-55)(N 51-75)(A 76-100)					138 N George Mason 72 61 1124					212 H South Dakota 63 57 1127				
11	H Texas Tech	73	62	0119	94	A West Virginia	85	73	0121	-----					213	H Texas Southern	69	72	1106
24	N Ole Miss	70	78	1123	-----					Upcoming Games					242	H Prairie View	91	80	1112
31	A TCU	81	85	0105	(H 56-75)(N 76-100)(A 101-135)					94	H West Virginia	0223			275	H New Orleans	84	44	1229
-----					68	H Oregon	57	47	1221						280	H SFA	58	59	1218
(H 16-30)(N 26-50)(A 41-75)					111	A Wichita St.	63	71	1201						307	H Nicholls St.	81	54	1116
16	H Kansas	68	73	0112	-----					Upcoming Games					341	H Southern U.	80	53	1110
17	H Iowa St.	73	70	0108	Upcoming Games														
54	A Arizona	58	49	1215	31	H TCU	0202												
72	A Oklahoma St.	73	69	0114	33	H Kansas St.	0209												
-----					43	H Texas	0227												
Upcoming Games					51	H Alabama	0126												
11	A Texas Tech	0216			72	H Oklahoma St.	0306												
16	A Kansas	0309																	
17	A Iowa St.	0219																	
30	A Oklahoma	0128																	
30	H Oklahoma	0211																	
33	A Kansas St.	0302																	
43	A Texas	0206																	

B
a
y
l
o
r

B
a
y
l
o
r

Non-Div I Games:

Average NET Win: 231 WON-LOST ROAD STRENGTH
Average NET Loss: 66 RECORD RECORD OF SCHEDULE

DIV. I ONLY	16- 3	5- 3	225		
DIV. I NON-CONF.	9- 3	3- 3	261		
	Quadrant 1	Quadrant 2	Quadrant 3	Quadrant 4	TOTALS
OVERALL	0-2	1-1	4-0	11-0	16- 3
HOME	0-0	0-0	3-0	8-0	11- 0
AWAY	0-2	1-1	1-0	3-0	5- 3
NEUTRAL	0-0	0-0	0-0	0-0	0- 0
NON-CONFERENCE	0-2	1-1	1-0	7-0	9- 3
HOME	0-0	0-0	1-0	5-0	6- 0
AWAY	0-2	1-1	0-0	2-0	3- 3
NEUTRAL	0-0	0-0	0-0	0-0	0- 0

Q1: (H:1-30)(N:1-50)(A:1-75) 0-2 overall, 0-2 non_conference		Q2: (H:31-75)(N:51-100)(A:76-135) 1-1 overall, 1-1 non_conference		Q3: (H:76-160)(N:101-200)(A:136-240) 4-0 overall, 1-0 non_conference		Q4: (H:161+)(N:201+)(A:241+) 11-0 overall, 7-0 non_conference	
NET S Opponent Score (H 1-15)(N 1-25)(A 1-40)		NET S Opponent Score (H 31-55)(N 51-75)(A 76-100)		NET S Opponent Score (H 76-100)(N 101-125)(A 126-150)		NET S Opponent Score (H 151-175)(N 176-200)(A 201-225)	
20 A Maryland 69 80 1116		(H 56-75)(N 76-100)(A 101-135)		101 H Northeastern 75 72 0105		204 H Cal St. Fullerton 80 71 1121	
(H 16-30)(N 26-50)(A 41-75)				115 H Col. of Charleston 86 72 0119		208 H Delaware 91 46 1228	
52 A VCU 67 69 1124		125 A Marshall 72 76 1111		153 H Rider 89 73 1208		222 H UNCW 87 72 0117	
Upcoming Games		132 A Stony Brook 71 64 1219		209 A William & Mary 93 90 0110		240 H Drexel 89 75 1230	
		Upcoming Games		Upcoming Games		253 H N.C. A&T 92 72 1114	
		101 A Northeastern 0202		208 A Delaware 0302		267 H Siena 94 86 1128	
		115 A Col. of Charleston 0214		222 A UNCW 0216		277 H Monmouth 75 73 1205	
				233 A James Madison 0124		309 A Elon 74 71 0112	
				240 A Drexel 0228		333 H Mt. St. Mary's 79 61 1109	
						335 A Manhattan 80 50 1210	
						344 A Kennesaw St. 78 52 1201	
						Upcoming Games	
						209 H William & Mary 0209	
						233 H James Madison 0223	
						283 A Towson 0126	
						283 H Towson 0221	
						309 H Elon 0207	

Non-Div I Games: Rosemont 107 54

Average NET Win: 129 WON-LOST RECORD ROAD RECORD STRENGTH OF SCHEDULE
Average NET Loss: 65

DIV. I ONLY	11- 6	2- 3	22		
DIV. I NON-CONF.	9- 3	1- 1	61		

	Quadrant 1	Quadrant 2	Quadrant 3	Quadrant 4	TOTALS
OVERALL	1-3	5-0	2-3	3-0	11- 6
HOME	1-0	2-0	1-2	2-0	6- 2
AWAY	0-3	1-0	0-0	1-0	2- 3
NEUTRAL	0-0	2-0	1-1	0-0	3- 1
NON-CONFERENCE	0-1	4-0	2-2	3-0	9- 3
HOME	0-0	2-0	1-1	2-0	5- 1
AWAY	0-1	0-0	0-0	1-0	1- 1
NEUTRAL	0-0	2-0	1-1	0-0	3- 1

Q1: (H:1-30)(N:1-50)(A:1-75) 1-3 overall, 0-1 non_conference					Q2: (H:31-75)(N:51-100)(A:76-135) 5-0 overall, 4-0 non_conference					Q3: (H:76-160)(N:101-200)(A:136-240) 2-3 overall, 2-2 non_conference					Q4: (H:161+)(N:201+)(A:241+) 3-0 overall, 3-0 non_conference				
NET	S	Opponent	Score		NET	S	Opponent	Score		NET	S	Opponent	Score		NET	S	Opponent	Score	
(H 1-15)(N 1-25)(A 1-40)					(H 31-55)(N 51-75)(A 76-100)					(H 76-160)(N 101-200)(A 136-240)					(H 161+)(N 201+)(A 241+)				
5	A	Tennessee	68	71	0119	45	H	Murray St.	78 72 1126	76	H	Penn St.	73 64 1221	280	A	SFA	79 69 1230		
8	H	Kentucky	77	75	0105	53	N	Liberty	84 75 1218	101	N	Northeastern	52 68 1115	292	H	Appalachian St.	81 73 1111		
13	A	LSU	79	88	0108	54	H	Arizona	76 73 1209	111	N	Wichita St.	90 86 1118	341	H	Southern U.	82 62 1106		
36	A	UCF	64	70	1129	79	A	Missouri	70 60 0116	120	H	Georgia St.	80 83 1204	-----					
(H 16-30)(N 26-50)(A 41-75)					(H 56-75)(N 76-100)(A 101-135)					-----					Upcoming Games				
-----					-----					Upcoming Games									
13	H	LSU	0302		77	N	Ball St.	79 61 1116	-----										
23	A	Auburn	0202		Upcoming Games														
23	H	Auburn	0305		35	H	Florida	0216											
24	H	Ole Miss	0122		83	A	Arkansas	0309											
27	H	Mississippi St.	0129		89	A	Vanderbilt	0209											
27	A	Mississippi St.	0212		112	A	South Carolina	0226											
49	A	Baylor	0126		114	A	Texas A&M	0219											

A
l
a
b
a
m
a

A
l
a
b
a
m
a

Non-Div I Games:

DIV. I ONLY		13- 5	2- 3	21	
DIV. I NON-CONF.		9- 4	1- 2	3	
	Quadrant 1	Quadrant 2	Quadrant 3	Quadrant 4	TOTALS
OVERALL	1-3	2-1	6-1	4-0	13- 5
HOME	0-0	1-0	5-1	4-0	10- 1
AWAY	1-2	0-1	1-0	0-0	2- 3
NEUTRAL	0-1	1-0	0-0	0-0	1- 1
NON-CONFERENCE	1-2	2-1	4-1	2-0	9- 4
HOME	0-0	1-0	4-1	2-0	7- 1
AWAY	1-1	0-1	0-0	0-0	1- 2
NEUTRAL	0-1	1-0	0-0	0-0	1- 1

[illegible]

Loss Non-Conf H - HOME A-AWAY N-NEUTRAL

Average NET Win: 267 WON-LOST RECORD ROAD RECORD STRENGTH OF SCHEDULE
Average NET Loss: 95

DIV. I ONLY		14- 4	6- 2	334	
DIV. I NON-CONF.		8- 4	3- 2	234	
<hr/>					
	Quadrant 1	Quadrant 2	Quadrant 3	Quadrant 4	TOTALS
OVERALL	0-0	1-3	2-1	11-0	14- 4
HOME	0-0	0-0	1-0	6-0	7- 0
AWAY	0-0	1-2	1-0	4-0	6- 2
NEUTRAL	0-0	0-1	0-1	1-0	1- 2
NON-CONFERENCE	0-0	1-3	2-1	5-0	8- 4
HOME	0-0	0-0	1-0	3-0	4- 0
AWAY	0-0	1-2	1-0	1-0	3- 2
NEUTRAL	0-0	0-1	0-1	1-0	1- 2

Q1: (H:1-30)(N:1-50)(A:1-75) 0-0 overall, 0-0 non_conference		Q2: (H:31-75)(N:51-100)(A:76-135) 1-3 overall, 1-3 non_conference		Q3: (H:76-160)(N:101-200)(A:136-240) 2-1 overall, 2-1 non_conference		Q4: (H:161+)(N:201+)(A:241+) 11-0 overall, 5-0 non_conference	
NET S Opponent Score (H 1-15)(N 1-25)(A 1-40)		NET S Opponent Score (H 31-55)(N 51-75)(A 76-100)		NET S Opponent Score (H 76-160)(N 101-200)(A 136-240)		NET S Opponent Score (H 161+)(N 201+)(A 241+)	
----- (H 16-30)(N 26-50)(A 41-75) ----- Upcoming Games 46 A Lipscomb 0213		51 N Alabama 75 84 1218 89 A Vanderbilt 70 79 1119 ----- (H 56-75)(N 76-100)(A 101-135) 103 A Georgetown 78 88 1203 106 A UCLA 73 58 1229 ----- Upcoming Games 46 H Lipscomb 0129		120 H Georgia St. 78 52 1201 135 N Austin Peay 66 75 1222 140 A Kent St. 77 70 1116 ----- Upcoming Games 160 H NJIT 0202 160 A NJIT 0301 188 A North Florida 0223		188 H North Florida 70 64 0119 256 A FGCU 81 63 0105 294 H Jacksonville 69 53 0112 295 A Navy 76 58 1128 305 H North Ala. 72 47 0121 317 N Alabama St. 73 55 1221 338 H South Carolina St. 79 55 1211 342 H Savannah St. 82 56 1125 344 A Kennesaw St. 62 41 0116 345 H Alcorn 76 54 1123 348 A Stetson 71 53 0109 ----- Upcoming Games 256 H FGCU 0209 294 A Jacksonville 0127 305 A North Ala. 0216 344 H Kennesaw St. 0226 348 H Stetson 0205	

Non-Div I Games:	Trevecca Nazarene	93	40	Kv Christian	96	55	Me -Fort Kent	89	40
------------------	-------------------	----	----	--------------	----	----	---------------	----	----

Average NET Win: 162 WON-LOST ROAD RECORD STRENGTH OF SCHEDULE
Average NET Loss: 39 RECORD

DIV. I ONLY		14- 5	3- 1	87	
DIV. I NON-CONF.		9- 4	1- 1	95	

	Quadrant 1	Quadrant 2	Quadrant 3	Quadrant 4	TOTALS
OVERALL	1-3	3-2	5-0	5-0	14- 5
HOME	0-0	1-2	5-0	4-0	10- 2
AWAY	0-1	2-0	0-0	1-0	3- 1
NEUTRAL	1-2	0-0	0-0	0-0	1- 2
NON-CONFERENCE	1-3	1-1	3-0	4-0	9- 4
HOME	0-0	0-1	3-0	4-0	7- 1
AWAY	0-1	1-0	0-0	0-0	1- 1
NEUTRAL	1-2	0-0	0-0	0-0	1- 2

Q1: (H:1-30)(N:1-50)(A:1-75) 1-3 overall, 1-3 non_conference				Q2: (H:31-75)(N:51-100)(A:76-135) 3-2 overall, 1-1 non_conference				Q3: (H:76-160)(N:101-200)(A:136-240) 5-0 overall, 3-0 non_conference				Q4: (H:161+)(N:201+)(A:241+) 5-0 overall, 4-0 non_conference			
NET	S	Opponent	Score	NET	S	Opponent	Score	NET	S	Opponent	Score	NET	S	Opponent	Score
(H 1-15)(N 1-25)(A 1-40)				(H 31-55)(N 51-75)(A 76-100)				(H 76-160)(N 101-200)(A 136-240)				(H:161+)(N:201+)(A:241+)			
4	N	Gonzaga	74 91 1120	49	H	Baylor	49 58 1215	100	H	Colorado	64 56 0103	247	A	California	87 65 0112
17	N	Iowa St.	71 66 1119	88	A	UConn	76 72 1202	104	H	Utah	84 81 0105	264	H	UTEP	79 46 1114
23	N	Auburn	57 73 1121	(H 56-75)(N 76-100)(A 101-135)				118	H	Montana	61 42 1219	266	H	Houston Baptist	90 60 1107
(H 16-30)(N 26-50)(A 41-75)				68	H	Oregon	54 59 0117	127	H	Utah Valley	80 69 1206	289	H	UC Davis	70 68 1222
51	A	Alabama	73 76 1209	73	H	Oregon St.	82 71 0119	134	H	Ga. Southern	100 70 1129	332	H	Cal Poly	82 61 1111
Upcoming Games				113	A	Stanford	75 70 0109	Upcoming Games				Upcoming Games			
68	A	Oregon	0302	Upcoming Games				113	H	Stanford	0224	197	H	Washington St.	0209
70	A	Arizona St.	0131	37	H	Washington	0207					247	H	California	0221
73	A	Oregon St.	0228	70	H	Arizona St.	0309								
				98	A	Southern California	0124								
				100	A	Colorado	0217								
				104	A	Utah	0214								
				106	A	UCLA	0126								

A
r
i
z
o
n
a

A
r
i
z
o
n
a

Non-Div I Games:

Average NET Win: 199 WON-LOST ROAD STRENGTH
Average NET Loss: 83 RECORD RECORD OF SCHEDULE

DIV. I ONLY	12- 6	0- 4	83
DIV. I NON-CONF.	10- 3	0- 2	252
<hr/>			
Quadrant 1		Quadrant 2	Quadrant 3
OVERALL	1-4	2-1	2-0
HOME	1-1	1-0	1-0
AWAY	0-3	0-1	0-0
NEUTRAL	0-0	1-0	1-0
NON-CONFERENCE	0-1	1-1	2-0
HOME	0-0	0-0	1-0
AWAY	0-1	0-1	0-0
NEUTRAL	0-0	1-0	1-0
		Quadrant 4	TOTALS
		7-1	12- 6
		7-1	10- 2
		0-0	0- 4
		0-0	2- 0
		7-1	10- 3
		7-1	8- 1
		0-0	0- 2
		0-0	2- 0

Q1: (H:1-30)(N:1-50)(A:1-75) 1-4 overall, 0-1 non_conference				Q2: (H:31-75)(N:51-100)(A:76-135) 2-1 overall, 1-1 non_conference				Q3: (H:76-160)(N:101-200)(A:136-240) 2-0 overall, 2-0 non_conference				Q4: (H:161+)(N:201+)(A:241+) 7-1 overall, 7-1 non_conference			
NET S Opponent Score	(H 1-15)(N 1-25)(A 1-40)			NET S Opponent Score	(H 31-55)(N 51-75)(A 76-100)			NET S Opponent Score	(H 76-160)(N 101-200)(A 136-240)			NET S Opponent Score	(H 161+)(N 201+)(A 241+)		
9	H	North Carolina	60 85 0105	41	H	Florida St.	75 62 0114	147	H	Colgate	68 54 1229	199	H	Troy	84 75 1112
14	H	Louisville	89 86 0109	67	N	Saint Louis	75 73 1121	150	N	Duquesne	74 53 1130	252	H	Central Ark.	97 71 1115
25	A	Iowa	68 69 1127	94	A	West Virginia	59 69 1208	Upcoming Games				260	H	Youngstown St.	69 53 1106
26	A	NC State	80 86 0112	(H 56-75)(N 76-100)(A 101-135)				78	H	Notre Dame	0309	275	H	New Orleans	99 57 1220
(H 16-30)(N 26-50)(A 41-75)				Upcoming Games				174	A	Wake Forest	0205	299	H	Niagara	70 71 1203
47	A	Syracuse	63 74 0119	47	H	Syracuse	0202	Upcoming Games				305	H	North Ala.	71 66 1117
Upcoming Games				59	H	Clemson	0227					321	H	VMI	94 55 1109
1	A	Virginia	0302	90	A	Georgia Tech	0220					352	H	UMES	78 43 1215
2	H	Duke	0122	93	A	Miami (FL)	0305					Upcoming Games			
12	H	Virginia Tech	0216	124	A	Boston College	0212								
14	A	Louisville	0126												
26	H	NC State	0209												
59	A	Clemson	0129												

P
i
t
t
s
b
u
r
g
h

P
i
t
t
s
b
u
r
g
h

Non-Div I Games:

Average NET Win: 125

WON-LOST

ROAD

STRENGTH

Average NET Loss: 57

RECORD

RECORD

OF SCHEDULE

DIV. I ONLY	12- 7	2- 4	16		
DIV. I NON-CONF.	9- 3	1- 1	25		
<hr/>					
	Quadrant 1	Quadrant 2	Quadrant 3	Quadrant 4	TOTALS
OVERALL	2-3	5-3	2-1	3-0	12- 7
HOME	0-1	2-1	1-1	3-0	6- 3
AWAY	1-2	1-2	0-0	0-0	2- 4
NEUTRAL	1-0	2-0	1-0	0-0	4- 0
NON-CONFERENCE	2-2	2-1	2-0	3-0	9- 3
HOME	0-1	0-1	1-0	3-0	4- 2
AWAY	1-1	0-0	0-0	0-0	1- 1
NEUTRAL	1-0	2-0	1-0	0-0	4- 0

Q1: (H:1-30)(N:1-50)(A:1-75) 2-3 overall, 2-2 non_conference					Q2: (H:31-75)(N:51-100)(A:76-135) 5-3 overall, 2-1 non_conference					Q3: (H:76-160)(N:101-200)(A:136-240) 2-1 overall, 2-0 non_conference					Q4: (H:161+)(N:201+)(A:241+) 3-0 overall, 3-0 non_conference								
NET	S	Opponent	Score			NET	S	Opponent	Score			NET	S	Opponent	Score			NET	S	Opponent	Score		
(H 1-15)(N 1-25)(A 1-40)					(H 31-55)(N 51-75)(A 76-100)					(H 76-160)(N 101-200)(A 136-240)					(H 161+)(N 201+)(A 241+)								
8	N	Kentucky	84	83	1208	40	H	St. John's (NY)	76	74	1229	96	H	DePaul	93	97	0119	216	H	Sacred Heart	90	76	1219
14	H	Louisville	65	70	1201	44	H	Butler	76	75	0109	130	H	Rutgers	72	66	1215	268	H	Wagner	89	49	1106
19	A	Marquette	66	70	0112	80	A	Xavier	80	70	0102	166	N	Hawaii	64	54	1123	343	H	New Hampshire	77	57	1204
20	A	Maryland	78	74	1222	84	A	Providence	63	72	0115	Upcoming Games					Upcoming Games						
21	A	Nebraska	57	80	1114	96	A	DePaul	74	75	0106	80	H	Xavier	0220								
(H 16-30)(N 26-50)(A 41-75)					(H 56-75)(N 76-100)(A 101-135)					84	H	Providence	0130										
Upcoming Games					67	H	Saint Louis	64	66	1117	103	H	Georgetown	0213									
19	H	Marquette	0306			93	N	Miami (FL)	83	81	1125												
28	A	Villanova	0127			95	N	Grand Canyon	82	75	1122												
28	H	Villanova	0309			Upcoming Games																	
40	A	St. John's (NY)	0223			62	H	Creighton	0209														
44	A	Butler	0202			103	A	Georgetown	0302														
62	A	Creighton	0217																				

Seton Hall

Seton Hall

Non-Div I Games:

DIV. I ONLY		11- 7	1- 3	74	
DIV. I NON-CONF.		9- 2	0- 0	289	
	Quadrant 1	Quadrant 2	Quadrant 3	Quadrant 4	TOTALS
OVERALL	0-6	1-1	4-0	6-0	11- 7
HOME	0-3	0-0	3-0	5-0	8- 3
AWAY	0-3	1-0	0-0	0-0	1- 3
NEUTRAL	0-0	0-1	1-0	1-0	2- 1
NON-CONFERENCE	0-1	0-1	3-0	6-0	9- 2
HOME	0-1	0-0	2-0	5-0	7- 1
AWAY	0-0	0-0	0-0	0-0	0- 0
NEUTRAL	0-0	0-1	1-0	1-0	2- 1

Q1: (H:1-30)(N:1-50)(A:1-75) 0-6 overall, 0-1 non_conference						Q2: (H:31-75)(N:51-100)(A:76-135) 1-1 overall, 0-1 non_conference						Q3: (H:76-160)(N:101-200)(A:136-240) 4-0 overall, 3-0 non_conference						Q4: (H:161+)(N:201+)(A:241+) 6-0 overall, 6-0 non_conference					
NET	S	Opponent	Score			NET	S	Opponent	Score			NET	S	Opponent	Score			NET	S	Opponent	Score		
(H 1-15)(N 1-25)(A 1-40)						(H 31-55)(N 51-75)(A 76-100)						(H 76-160)(N 101-200)(A 136-240)						(H:161+)(N:201+)(A:241+)					
3	A	Michigan St.	55	81	0102	64	N	Fresno St.	59	78	1122	90	H	Georgia Tech	67	61	1128	205	H	American	63	51	1112
6	H	Michigan	60	62	1204	-----						96	H	DePaul	75	68	1208	243	H	Columbia	75	54	1230
6	A	Michigan	60	80	0113	(H 56-75)(N 76-100)(A 101-135)						104	N	Utah	79	57	1125	274	N	La Salle	91	74	1123
34	A	Indiana	66	68	1201	130	A	Rutgers	65	57	0118	110	H	Illinois	68	66	0106	275	H	New Orleans	82	52	1108
-----						-----						-----						336	H	Binghamton	82	54	1116
(H 16-30)(N 26-50)(A 41-75)						Upcoming Games						Upcoming Games						Upcoming Games					
25	H	Iowa	63	73	0109	34	H	Indiana	0122			76	H	Penn St.	0204			347	H	Chicago St.	88	46	1217
30	H	Oklahoma	69	76	1221	38	H	Ohio St.	0306			130	H	Rutgers	0213			-----					
-----						66	H	Minnesota	0228														
Upcoming Games						110	A	Illinois	0303														
15	H	Purdue	0309																				
18	A	Wisconsin	0126																				
18	H	Wisconsin	0223																				
20	A	Maryland	0129																				
21	A	Nebraska	0216																				
25	A	Iowa	0210																				
38	A	Ohio St.	0220																				

Loss Non-Conf H - HOME A-AWAY N-NEUTRAL

STRENGTH

RECORD

RECORD

OF SCHEDULE

DIV. I ONLY		15- 3	8- 2	146	
DIV. I NON-CONF.		9- 2	4- 2	198	
	Quadrant 1	Quadrant 2	Quadrant 3	Quadrant 4	TOTALS
OVERALL	0-3	2-0	5-0	8-0	15- 3
HOME	0-1	1-0	1-0	4-0	6- 1
AWAY	0-2	1-0	3-0	4-0	8- 2
NEUTRAL	0-0	0-0	1-0	0-0	1- 0
NON-CONFERENCE	0-2	0-0	4-0	5-0	9- 2
HOME	0-0	0-0	1-0	3-0	4- 0
AWAY	0-2	0-0	2-0	2-0	4- 2
NEUTRAL	0-0	0-0	1-0	0-0	1- 0

Q1: (H:1-30)(N:1-50)(A:1-75) 0-3 overall, 0-2 non_conference						Q2: (H:31-75)(N:51-100)(A:76-135) 2-0 overall, 0-0 non_conference						Q3: (H:76-160)(N:101-200)(A:136-240) 5-0 overall, 4-0 non_conference						Q4: (H:161+)(N:201+)(A:241+) 8-0 overall, 5-0 non_conference					
NET	S	Opponent	Score			NET	S	Opponent	Score			NET	S	Opponent	Score			NET	S	Opponent	Score		
(H 1-15)(N 1-25)(A 1-40)						(H 31-55)(N 51-75)(A 76-100)						(H 76-160)(N 101-200)(A 136-240)						(H 161+)(N 201+)(A 241+)					
8	A	Kentucky	61	78	1201	81	A	ETSU	75	68	0119	91	H	Radford	65	58	1218	242	H	Prairie View	74	66	1119
13	A	LSU	91	97	1109							123	N	Louisiana Tech	80	73	1124	250	H	Chattanooga	85	72	1229
-----						(H 56-75)(N 76-100)(A 101-135)						-----						-----					
(H 16-30)(N 26-50)(A 41-75)																							
29	H	Wofford	43	72	0110	63	H	Furman	89	79	0112	Upcoming Games						305	H	North Ala.	53	48	1215
-----						Upcoming Games												309	A	Elon	75	74	1207
29	A	Wofford			0216							81	H	ETSU			0224	321	A	VMI	71	68	0105
63	A	Furman			0214							184	A	Mercer			0302	346	H	Coppin St.	77	54	1212
																		Upcoming Games					
																		161	H	Samford			0207
																		184	H	Mercer			0126
																		220	H	The Citadel			0124
																		250	A	Chattanooga			0209
																		285	H	Western Caro.			0221
																		321	H	VMI			0131

Non-Div I Games:	Johnson & Wales /	105	57	Greenshorn	111	33
------------------	-------------------	-----	----	------------	-----	----

Average NET Win: 176

Average NET Loss: 27

WON-LOST
RECORD

ROAD
RECORD

STRENGTH
OF SCHEDULE

DIV. I ONLY		11- 6	1- 2	37
DIV. I NON-CONF.		10- 3	1- 0	106
Quadrant 1		Quadrant 2	Quadrant 3	Quadrant 4
OVERALL	0-5	2-1	4-0	5-0
HOME	0-2	1-0	2-0	5-0
AWAY	0-2	1-0	0-0	0-0
NEUTRAL	0-1	0-1	2-0	0-0
NON-CONFERENCE	0-2	2-1	3-0	5-0
HOME	0-1	1-0	1-0	5-0
AWAY	0-0	1-0	0-0	0-0
NEUTRAL	0-1	0-1	2-0	0-0
				TOTALS
				11- 6
				8- 2
				1- 2
				2- 2
				10- 3
				7- 1
				1- 0
				2- 2

Q1: (H:1-30)(N:1-50)(A:1-75) 0-5 overall, 0-2 non_conference					Q2: (H:31-75)(N:51-100)(A:76-135) 2-1 overall, 2-1 non_conference					Q3: (H:76-160)(N:101-200)(A:136-240) 4-0 overall, 3-0 non_conference					Q4: (H:161+)(N:201+)(A:241+) 5-0 overall, 5-0 non_conference								
NET	S	Opponent	Score		NET	S	Opponent	Score		NET	S	Opponent	Score		NET	S	Opponent	Score					
(H 1-15)(N 1-25)(A 1-40)					(H 31-55)(N 51-75)(A 76-100)					(H 76-160)(N 101-200)(A 136-240)					(H:161+)(N:201+)(A:241+)								
1	H	Virginia	43	63	0112	46	H	Lipscomb	84	67	1230	90	H	Georgia Tech	72	60	0116	195	H	Sam Houston St.	74	59	1114
2	A	Duke	68	87	0105	62	N	Creighton	82	87	1121	91	H	Radford	74	66	1215	220	H	The Citadel	100	80	1106
-----					-----					-----					-----								
(H 16-30)(N 26-50)(A 41-75)					(H 56-75)(N 76-100)(A 101-135)					Upcoming Games					Upcoming Games								
21	H	Nebraska	66	68	1126	112	A	South Carolina	78	68	1222	124	H	Boston College	0223		Upcoming Games						
27	N	Mississippi St.	71	82	1208	-----					Upcoming Games					174	H	Wake Forest	0203				
47	A	Syracuse	53	61	0109	Upcoming Games																	
Upcoming Games					Upcoming Games																		
9	H	North Carolina	0302		41	H	Florida St.	0219															
12	H	Virginia Tech	0209		47	H	Syracuse	0309															
14	A	Louisville	0216		55	H	Pittsburgh	0129															
26	A	NC State	0126		78	A	Notre Dame	0306															
41	A	Florida St.	0122		90	A	Georgia Tech	0206															
55	A	Pittsburgh	0227		93	A	Miami (FL)	0213															

Non-Div I Games:

Average NET Win: 207

Average NET Loss: 77

WON-LOST
RECORD

ROAD
RECORD

STRENGTH
OF SCHEDULE

DIV. I ONLY		14- 3	3- 2	192	
DIV. I NON-CONF.		11- 1	2- 1	279	

	Quadrant 1	Quadrant 2	Quadrant 3	Quadrant 4	TOTALS
OVERALL	0-1	1-0	5-2	8-0	14- 3
HOME	0-0	0-0	2-1	6-0	8- 1
AWAY	0-1	1-0	1-1	1-0	3- 2
NEUTRAL	0-0	0-0	2-0	1-0	3- 0
NON-CONFERENCE	0-0	1-0	4-1	6-0	11- 1
HOME	0-0	0-0	1-0	5-0	6- 0
AWAY	0-0	1-0	1-1	0-0	2- 1
NEUTRAL	0-0	0-0	2-0	1-0	3- 0

Q1: (H:1-30)(N:1-50)(A:1-75) 0-1 overall, 0-0 non_conference			Q2: (H:31-75)(N:51-100)(A:76-135) 1-0 overall, 1-0 non_conference			Q3: (H:76-160)(N:101-200)(A:136-240) 5-2 overall, 4-1 non_conference			Q4: (H:161+)(N:201+)(A:241+) 8-0 overall, 6-0 non_conference		
NET S Opponent Score (H 1-15)(N 1-25)(A 1-40)			NET S Opponent Score (H 31-55)(N 51-75)(A 76-100)			NET S Opponent Score (H 76-100)(N 101-135)(A 136-160)			NET S Opponent Score (H 161-200)(N 201-240)(A 241-279)		
10 A Buffalo 80 110 0108			(H 56-75)(N 76-100)(A 101-135)			131 N UC Irvine 67 60 1121			171 H Miami (OH) 71 59 0115		
(H 16-30)(N 26-50)(A 41-75)			125 A Marshall 75 74 1208			145 A Wright St. 74 84 1114			173 H Detroit Mercy 101 57 1205		
Upcoming Games			Upcoming Games			155 H Ohio 75 52 0118			234 H Cornell 86 70 1219		
10 H Buffalo 0216			77 A Ball St. 0226			179 N Louisiana 77 64 1120			245 A Western Mich. 85 77 0112		
			121 A Bowling Green 0209			228 A Oakland 87 86 1109			256 N FGCU 90 62 1119		
						Upcoming Games			296 H Cleveland St. 80 67 1201		
						136 A Northern Ill. 0202			301 H Middle Tenn. 84 62 1215		
						136 H Northern Ill. 0223			305 H North Ala. 80 59 1128		
						140 A Kent St. 0122			Upcoming Games		
						141 H Central Mich. 0126			164 H Eastern Mich. 0308		
						141 A Central Mich. 0302			245 H Western Mich. 0305		
						144 H Akron 0205					
						164 A Eastern Mich. 0219					
						171 A Miami (OH) 0129					

Non-Div I Games: Wilherforce 99 58

Average NET Win: 164

Average NET Loss: 52

WON-LOST
RECORD

ROAD
RECORD

STRENGTH
OF SCHEDULE

DIV. I ONLY	14- 4	5- 2	52
DIV. I NON-CONF.	10- 3	3- 1	144
Quadrant 1		Quadrant 2	Quadrant 3
OVERALL	1-2	3-1	5-1
HOME	1-0	0-0	2-1
AWAY	0-2	2-0	3-0
NEUTRAL	0-0	1-1	0-0
NON-CONFERENCE	0-1	2-1	3-1
HOME	0-0	0-0	1-1
AWAY	0-1	1-0	2-0
NEUTRAL	0-0	1-1	0-0
		Quadrant 4	TOTALS
		5-0	14- 4
		4-0	7- 1
		0-0	5- 2
		1-0	2- 1
		5-0	10- 3
		4-0	5- 1
		0-0	3- 1
		1-0	2- 1

Q1: (H:1-30)(N:1-50)(A:1-75) 1-2 overall, 0-1 non_conference		Q2: (H:31-75)(N:51-100)(A:76-135) 3-1 overall, 2-1 non_conference		Q3: (H:76-160)(N:101-200)(A:136-240) 5-1 overall, 3-1 non_conference		Q4: (H:161+)(N:201+)(A:241+) 5-0 overall, 5-0 non_conference	
NET S Opponent Score (H 1-15)(N 1-25)(A 1-40)		NET S Opponent Score (H 31-55)(N 51-75)(A 76-100)		NET S Opponent Score (H 76-100)(N 101-120)(A 121-140)		NET S Opponent Score (H 161-180)(N 181-200)(A 201-220)	
7 H Houston 73 69 0109		52 N VCU 51 57 1119		92 H Penn 70 77 0119		173 H Detroit Mercy 83 67 1109	
28 A Villanova 59 69 1205		71 N Davidson 77 75 1215		102 H Georgia 81 77 1113		203 H Massachusetts 65 63 1212	
36 A UCF 73 78 0102		79 A Missouri 79 77 1127		108 H South Fla. 82 80 0112		247 N California 76 59 1120	
(H 16-30)(N 26-50)(A 41-75)		(H 56-75)(N 76-100)(A 101-135)		(H 121-140)(N 141-160)(A 161-180)		(H 181-200)(N 201-220)(A 221-240)	
Upcoming Games		Upcoming Games		Upcoming Games		Upcoming Games	
7 A Houston 0131		111 A Wichita St. 85 81 0106		88 H UConn 0206		308 A Tulane 0202	
65 A Memphis 0226		32 H Cincinnati 0127		99 H Tulsa 0223		308 H Tulane 0303	
		36 H UCF 0309		126 H SMU 0213			
		65 H Memphis 0124					
		88 A UConn 0307					
		99 A Tulsa 0209					
		108 A South Fla. 0216					

Non-Div I Games:

Average NET Win:	145	WON-LOST RECORD	ROAD RECORD	STRENGTH OF SCHEDULE
Average NET Loss:	28			

DIV. I ONLY	10- 8	2- 4	9		
DIV. I NON-CONF.	8- 4	0- 2	16		

	Quadrant 1	Quadrant 2	Quadrant 3	Quadrant 4	TOTALS
OVERALL	0-7	3-1	4-0	3-0	10- 8
HOME	0-3	0-1	2-0	3-0	5- 4
AWAY	0-4	2-0	0-0	0-0	2- 4
NEUTRAL	0-0	1-0	2-0	0-0	3- 0
NON-CONFERENCE	0-3	1-1	4-0	3-0	8- 4
HOME	0-1	0-1	2-0	3-0	5- 2
AWAY	0-2	0-0	0-0	0-0	0- 2
NEUTRAL	0-0	1-0	2-0	0-0	3- 0

Q1: (H:1-30)(N:1-50)(A:1-75) 0-7 overall, 0-3 non_conference					Q2: (H:31-75)(N:51-100)(A:76-135) 3-1 overall, 1-1 non_conference					Q3: (H:76-160)(N:101-200)(A:136-240) 4-0 overall, 4-0 non_conference					Q4: (H:161+)(N:201+)(A:241+) 3-0 overall, 3-0 non_conference								
NET	S	Opponent	Score		NET	S	Opponent	Score		NET	S	Opponent	Score		NET	S	Opponent	Score					
(H 1-15)(N 1-25)(A 1-40)					(H 31-55)(N 51-75)(A 76-100)					(H 76-160)(N 101-200)(A 136-240)					(H:161+)(N:201+)(A:241+)								
4	H	Gonzaga	92	103	1201	38	H	Ohio St.	60	69	1115	81	H	ETSU	75	69	1111	206	H	Green Bay	86	65	1214
21	A	Nebraska	75	94	1208	59	N	Clemson	87	82	1121	118	H	Montana	98	72	1128	231	H	UMKC	89	53	1227
30	A	Oklahoma	70	83	1218	84	A	Providence	79	68	1231	120	N	Georgia St.	93	68	1120	304	H	Western Ill.	78	67	1106
40	A	St. John's (NY)	66	81	0116	----- (H 56-75)(N 76-100)(A 101-135)					----- Upcoming Games					----- Upcoming Games							
(H 16-30)(N 26-50)(A 41-75)					103	A	Georgetown	91	87	0121	80	H	Xavier			0203							
19	H	Marquette	104	106	0109	----- Upcoming Games					84	H	Providence			0306							
28	H	Villanova	78	90	0113	40	H	St. John's (NY)			0130	96	H	DePaul			0309						
44	A	Butler	69	84	0105	44	H	Butler			0125	103	H	Georgetown			0223						
----- Upcoming Games					56	H	Seton Hall			0217													
19	A	Marquette			0303	80	A	Xavier			0213												
28	A	Villanova			0206	96	A	DePaul			0220												
56	A	Seton Hall			0209																		

Non-Div I Games: Cre 110 60

Average NET Win: 233

WON-LOST
RECORD

ROAD
RECORD

STRENGTH
OF SCHEDULE

Average NET Loss: 45

DIV. I ONLY	12- 4	6- 4	246
DIV. I NON-CONF.	8- 1	5- 1	308
Quadrant 1		Quadrant 2	Quadrant 3
OVERALL	1-3	1-1	1-0
HOME	0-0	0-0	1-0
AWAY	1-3	1-1	0-0
NEUTRAL	0-0	0-0	0-0
NON-CONFERENCE	1-1	1-0	1-0
HOME	0-0	0-0	1-0
AWAY	1-1	1-0	0-0
NEUTRAL	0-0	0-0	0-0
		Quadrant 4	TOTALS
		9-0	12- 4
		5-0	6- 0
		4-0	6- 4
		0-0	0- 0
		5-0	8- 1
		2-0	3- 0
		3-0	5- 1
		0-0	0- 0

Q1: (H:1-30)(N:1-50)(A:1-75) 1-3 overall, 1-1 non_conference						Q2: (H:31-75)(N:51-100)(A:76-135) 1-1 overall, 1-0 non_conference						Q3: (H:76-160)(N:101-200)(A:136-240) 1-0 overall, 1-0 non_conference						Q4: (H:161+)(N:201+)(A:241+) 9-0 overall, 5-0 non_conference					
NET	S	Opponent	Score			NET	S	Opponent	Score			NET	S	Opponent	Score			NET	S	Opponent	Score		
(H 1-15)(N 1-25)(A 1-40)						(H 31-55)(N 51-75)(A 76-100)						(H 76-160)(N 101-200)(A 136-240)						(H:161+)(N:201+)(A:241+)					
13	A	LSU	57	75	1221	81	A	ETSU	56	79	1229	Upcoming Games						184	H	Mercer	71	58	0103
28	A	Villanova	76	68	1117	97	A	Loyola Chicago	60	58	1109	Upcoming Games						220	H	The Citadel	101	85	0105
29	A	Wofford	54	59	0119	(H 56-75)(N 76-100)(A 101-135)						81	H	ETSU	0209	222	H	UNCW	93	50	1215		
(H 16-30)(N 26-50)(A 41-75)						Upcoming Games						161	A	Samford	0228	285	H	Western Caro.	90	88	1201		
58	A	UNC Greensboro	79	89	0112	58	H	UNC Greensboro	0214			184	A	Mercer	0202	293	H	Charleston So.	77	69	1211		
Upcoming Games						Upcoming Games						220	A	The Citadel	0131	309	A	Elon	98	77	1204		
29	H	Wofford	0223			Upcoming Games						Upcoming Games						321	A	VMI	89	57	0110
Upcoming Games						Upcoming Games						Upcoming Games						331	A	USC Upstate	74	60	1208
Upcoming Games						Upcoming Games						Upcoming Games						353	A	UNC Asheville	65	51	1125
Upcoming Games						Upcoming Games						Upcoming Games						Upcoming Games					
Upcoming Games						Upcoming Games						Upcoming Games						161	H	Samford	0126		
Upcoming Games						Upcoming Games						Upcoming Games						250	H	Chattanooga	0124		
Upcoming Games						Upcoming Games						Upcoming Games						250	A	Chattanooga	0302		
Upcoming Games						Upcoming Games						Upcoming Games						285	A	Western Caro.	0207		
Upcoming Games						Upcoming Games						Upcoming Games						321	H	VMI	0216		

Non-Div I Games:	Southern Wesleyan	74	57	North Greenville	107	67	UNKNOWN	102	48
------------------	-------------------	----	----	------------------	-----	----	---------	-----	----

Average NET Win: 200 WON-LOST ROAD STRENGTH
Average NET Loss: 68 RECORD RECORD OF SCHEDULE

DIV. I ONLY	12- 4	3- 1	165
DIV. I NON-CONF.	8- 3	0- 1	209
Quadrant 1		Quadrant 2	Quadrant 3
OVERALL	1-2	1-1	3-1
HOME	0-1	0-0	1-1
AWAY	1-1	0-0	1-0
NEUTRAL	0-0	1-1	1-0
NON-CONFERENCE	0-1	1-1	2-1
HOME	0-0	0-0	1-1
AWAY	0-1	0-0	0-0
NEUTRAL	0-0	1-1	1-0
		Quadrant 4	TOTALS
		7-0	12- 4
		6-0	7- 2
		1-0	3- 1
		0-0	2- 1
		5-0	8- 3
		5-0	6- 1
		0-0	0- 1
		0-0	2- 1

Q1: (H:1-30)(N:1-50)(A:1-75) 1-2 overall, 0-1 non_conference				Q2: (H:31-75)(N:51-100)(A:76-135) 1-1 overall, 1-1 non_conference				Q3: (H:76-160)(N:101-200)(A:136-240) 3-1 overall, 2-1 non_conference				Q4: (H:161+)(N:201+)(A:241+) 7-0 overall, 5-0 non_conference			
NET S Opponent Score				NET S Opponent Score				NET S Opponent Score				NET S Opponent Score			
(H 1-15)(N 1-25)(A 1-40)				(H 31-55)(N 51-75)(A 76-100)				(H 76-160)(N 101-200)(A 136-240)				(H:161+)(N:201+)(A:241+)			
31 A TCU 69 77 1115				57 N Northwestern 78 59 1122				127 H Utah Valley 60 64 1229				177 H Pacific 81 78 1128			
(H 16-30)(N 26-50)(A 41-75)				(H 56-75)(N 76-100)(A 101-135)				143 A Boise St. 63 53 0119				196 H Long Beach St. 92 71 1208			
22 H Nevada 64 74 0112				93 N Miami (FL) 76 78 1123				159 H Weber St. 71 52 1205				224 H Colorado St. 78 67 0105			
42 A Utah St. 78 77 0109				42 H Utah St. 0205				166 N Hawaii 79 64 1125				247 H California 95 73 1219			
Upcoming Games				Upcoming Games				Upcoming Games				319 A San Jose St. 73 53 0102			
22 A Nevada 0223								143 H Boise St. 0213				332 H Cal Poly 76 67 1201			
								152 A UNLV 0209				334 H UT Martin 93 53 1222			
								168 A San Diego St. 0306				Upcoming Games			
								182 A New Mexico 0216				168 H San Diego St. 0122			
								224 A Colorado St. 0126				182 H New Mexico 0202			
												241 H Air Force 0220			
												311 A Wyoming 0130			
												311 H Wyoming 0227			
												319 H San Jose St. 0309			

Non-Div I Games: Alas Anchorage 91 63

Average NET Win: 215

Average NET Loss: 37

WON-LOST
RECORD

ROAD
RECORD

STRENGTH
OF SCHEDULE

DIV. I ONLY		12- 6	1- 2	62
DIV. I NON-CONF.		8- 5	0- 1	73
Quadrant 1		Quadrant 2	Quadrant 3	Quadrant 4
OVERALL	0-4	1-1	4-1	7-0
HOME	0-1	1-0	4-0	5-0
AWAY	0-2	0-0	0-0	1-0
NEUTRAL	0-1	0-1	0-1	1-0
NON-CONFERENCE	0-3	1-1	2-1	5-0
HOME	0-1	1-0	2-0	4-0
AWAY	0-1	0-0	0-0	0-0
NEUTRAL	0-1	0-1	0-1	1-0
				TOTALS
				12- 6
				10- 1
				1- 2
				1- 3
				8- 5
				7- 1
				0- 1
				1- 3

Q1: (H:1-30)(N:1-50)(A:1-75) 0-4 overall, 0-3 non_conference				Q2: (H:31-75)(N:51-100)(A:76-135) 1-1 overall, 1-1 non_conference				Q3: (H:76-160)(N:101-200)(A:136-240) 4-1 overall, 2-1 non_conference				Q4: (H:161+)(N:201+)(A:241+) 7-0 overall, 5-0 non_conference			
NET	S	Opponent	Score	NET	S	Opponent	Score	NET	S	Opponent	Score	NET	S	Opponent	Score
(H 1-15)(N 1-25)(A 1-40)				(H 31-55)(N 51-75)(A 76-100)				(H 76-160)(N 101-200)(A 136-240)				(H:161+)(N:201+)(A:241+)			
5	H	Tennessee	92 102 1215	72	N	Oklahoma St.	64 84 1122	111	H	Wichita St.	85 74 0103	226	H	East Carolina	78 72 0110
7	A	Houston	77 90 0106					115	N	Col. of Charleston	75 78 1125	237	H	Little Rock	99 89 1219
11	N	Texas Tech	67 78 1201					122	H	South Dakota St.	88 80 1204	255	N	Canisius	71 63 1123
13	A	LSU	76 85 1113					126	H	SMU	83 61 0119	308	A	Tulane	83 79 0113
(H 16-30)(N 26-50)(A 41-75)								146	H	UAB	94 76 1208	313	H	Tennessee St.	99 41 1222
Upcoming Games				74	H	Yale	109 102 1117	Upcoming Games				325	H	Florida A&M	96 65 1229
32	A	Cincinnati	0302					88	H	UConn	0210	339	H	Tennessee Tech	76 61 1106
36	A	UCF	0216					99	H	Tulsa	0309	Upcoming Games			
61	A	Temple	0124					226	A	East Carolina	0213	308	H	Tulane	0220
				32	H	Cincinnati	0207								
				36	H	UCF	0127								
				61	H	Temple	0226								
				99	A	Tulsa	0130								
				108	A	South Fla.	0202								
				111	A	Wichita St.	0223								

Non-Div I Games:

Average NET Win: 138

Average NET Loss: 73

WON-LOST
RECORD

ROAD
RECORD

STRENGTH
OF SCHEDULE

DIV. I ONLY	14- 4	1- 3	122
DIV. I NON-CONF.	10- 1	0- 1	193
Quadrant 1		Quadrant 2	Quadrant 3
OVERALL	3-2	1-2	5-0
HOME	1-1	0-0	3-0
AWAY	1-1	0-2	0-0
NEUTRAL	1-0	1-0	2-0
NON-CONFERENCE	1-0	1-1	3-0
HOME	0-0	0-0	1-0
AWAY	0-0	0-1	0-0
NEUTRAL	1-0	1-0	2-0
		Quadrant 4	TOTALS
		5-0	14- 4
		5-0	9- 1
		0-0	1- 3
		0-0	4- 0
		5-0	10- 1
		5-0	6- 0
		0-0	0- 1
		0-0	4- 0

Q1: (H:1-30)(N:1-50)(A:1-75) 3-2 overall, 1-0 non_conference				Q2: (H:31-75)(N:51-100)(A:76-135) 1-2 overall, 1-1 non_conference				Q3: (H:76-160)(N:101-200)(A:136-240) 5-0 overall, 3-0 non_conference				Q4: (H:161+)(N:201+)(A:241+) 5-0 overall, 5-0 non_conference			
NET	S	Opponent	Score	NET	S	Opponent	Score	NET	S	Opponent	Score	NET	S	Opponent	Score
(H 1-15)(N 1-25)(A 1-40)				(H 31-55)(N 51-75)(A 76-100)				(H 76-160)(N 101-200)(A 136-240)				(H:161+)(N:201+)(A:241+)			
18	A	Wisconsin	59 52 0103	72	N	Oklahoma St.	83 76 1130	76	H	Penn St.	65 64 0119	183	H	Omaha	104 76 1106
38	A	Ohio St.	59 79 1202	-----				104	H	Utah	78 69 1112	188	H	North Florida	80 71 1211
(H 16-30)(N 26-50)(A 41-75)				(H 56-75)(N 76-100)(A 101-135)				114	N	Texas A&M	69 64 1118	211	H	Arkansas St.	72 56 1208
20	H	Maryland	67 82 0108	110	A	Illinois	68 95 0116	130	H	Rutgers	88 70 0112	253	H	N.C. A&T	86 67 1221
21	H	Nebraska	85 78 1205	124	A	Boston College	56 68 1126	185	N	Santa Clara	80 66 1120	333	H	Mt. St. Mary's	71 53 1230
37	N	Washington	68 66 1121	-----				-----				-----			
Upcoming Games				Upcoming Games				Upcoming Games				Upcoming Games			
3	A	Michigan St.	0209	34	H	Indiana	0216	Upcoming Games							
6	A	Michigan	0122	130	A	Rutgers	0224	110	H	Illinois	0130				
6	H	Michigan	0221												
15	A	Purdue	0203												
15	H	Purdue	0305												
18	H	Wisconsin	0206												
20	A	Maryland	0308												
21	A	Nebraska	0213												
25	H	Iowa	0127												
57	A	Northwestern	0228												

Non-Div I Games:

Average NET Win: 203 WON-LOST RECORD ROAD RECORD STRENGTH OF SCHEDULE
Average NET Loss: 65

DIV. I ONLY	14- 4	3- 2	168
DIV. I NON-CONF.	9- 4	1- 2	143
Quadrant 1		Quadrant 2	Quadrant 3
OVERALL	1-2	2-1	3-1
HOME	0-0	2-0	2-0
AWAY	1-1	0-0	1-1
NEUTRAL	0-1	0-1	0-0
NON-CONFERENCE	1-2	2-1	0-1
HOME	0-0	2-0	0-0
AWAY	1-1	0-0	0-1
NEUTRAL	0-1	0-1	0-0
		Quadrant 4	TOTALS
		8-0	14- 4
		7-0	11- 0
		1-0	3- 2
		0-0	0- 2
		6-0	9- 4
		6-0	8- 0
		0-0	1- 2
		0-0	0- 2

Q1: (H:1-30)(N:1-50)(A:1-75) 1-2 overall, 1-2 non_conference				Q2: (H:31-75)(N:51-100)(A:76-135) 2-1 overall, 2-1 non_conference				Q3: (H:76-160)(N:101-200)(A:136-240) 3-1 overall, 0-1 non_conference				Q4: (H:161+)(N:201+)(A:241+) 8-0 overall, 6-0 non_conference			
NET S Opponent Score				NET S Opponent Score				NET S Opponent Score				NET S Opponent Score			
(H 1-15)(N 1-25)(A 1-40)				(H 31-55)(N 51-75)(A 76-100)				(H 76-160)(N 101-200)(A 136-240)				(H:161+)(N:201+)(A:241+)			
7 A Houston 64 68 1216				44 H Butler 64 52 1201				128 H Rhode Island 60 53 0106				199 H Troy 62 58 1110			
(H 16-30)(N 26-50)(A 41-75)				55 N Pittsburgh 73 75 1121				156 A Southern Ill. 56 61 1205				203 H Massachusetts 65 62 0109			
41 N Florida St. 59 81 1222				(H 56-75)(N 76-100)(A 101-135)				158 H Saint Joseph's 68 57 0118				252 H Central Ark. 73 61 1124			
56 A Seton Hall 66 64 1117				73 H Oregon St. 65 61 1209				218 A Fordham 63 60 0115				274 A La Salle 71 64 0112			
Upcoming Games				Upcoming Games				Upcoming Games				292 H Appalachian St. 83 55 1230			
52 A VCU 0226				71 H Davidson 0126				82 H Dayton 0205				305 H North Ala. 69 58 1113			
				82 A Dayton 0223				138 H George Mason 0302				315 H Southeast Mo. St. 75 65 1106			
				128 A Rhode Island 0202				150 A Duquesne 0123				322 H N.C. Central 74 65 1219			
								150 H Duquesne 0306				Upcoming Games			
								158 A Saint Joseph's 0208				201 H Richmond 0130			
								181 A St. Bonaventure 0309				262 A George Washington 0213			
												274 H La Salle 0216			

Non-Div I Games:

Average NET Win: 174

WON-LOST RECORD

ROAD RECORD

STRENGTH OF SCHEDULE

Average NET Loss: 78

DIV. I ONLY	11- 7	2- 3	59
DIV. I NON-CONF.	9- 4	1- 2	119
Quadrant 1		Quadrant 2	Quadrant 3
OVERALL	2-4	0-1	4-1
HOME	0-0	0-1	3-1
AWAY	1-3	0-0	1-0
NEUTRAL	1-1	0-0	0-0
NON-CONFERENCE	1-3	0-0	3-0
HOME	0-0	0-0	2-0
AWAY	0-2	0-0	1-0
NEUTRAL	1-1	0-0	0-0
		Quadrant 4	TOTALS
		5-1	11- 7
		5-1	8- 3
		0-0	2- 3
		0-0	1- 1
		5-1	9- 4
		5-1	7- 1
		0-0	1- 2
		0-0	1- 1

Q1: (H:1-30)(N:1-50)(A:1-75) 2-4 overall, 1-3 non_conference		Q2: (H:31-75)(N:51-100)(A:76-135) 0-1 overall, 0-0 non_conference		Q3: (H:76-160)(N:101-200)(A:136-240) 4-1 overall, 3-0 non_conference		Q4: (H:161+)(N:201+)(A:241+) 5-1 overall, 5-1 non_conference	
NET S Opponent Score (H 1-15)(N 1-25)(A 1-40)		NET S Opponent Score (H 31-55)(N 51-75)(A 76-100)		NET S Opponent Score (H 76-100)(N 101-135)(A 136-170)		NET S Opponent Score (H 161-200)(N 201-240)(A 241-280)	
7 A Houston 61 65 1201		-----		98 H Southern California 81 60 0113		183 H Omaha 84 61 1208	
25 N Iowa 69 77 1115		(H 56-75)(N 76-100)(A 101-135)		106 H UCLA 84 87 0110		206 H Green Bay 83 72 1120	
-----				116 H San Diego 65 55 1212		213 H Texas Southern 84 89 1126	
(H 16-30)(N 26-50)(A 41-75)		73 H Oregon St. 72 77 0105		143 H Boise St. 66 54 1215		291 H Portland St. 84 57 1106	
-----		-----		143 A Boise St. 62 50 1229		303 H Eastern Wash. 81 47 1109	
47 N Syracuse 80 65 1116		Upcoming Games		Upcoming Games		325 H Florida A&M 71 64 1218	
49 A Baylor 47 57 1221		37 H Washington 0124		113 H Stanford 0210		-----	
54 A Arizona 59 54 0117		54 H Arizona 0302		197 A Washington St. 0306		Upcoming Games	
70 A Arizona St. 64 78 0119		70 H Arizona St. 0228				197 H Washington St. 0127	
-----		98 A Southern California 0221				247 H California 0206	
Upcoming Games		100 A Colorado 0202					
37 A Washington 0309		104 A Utah 0131					
73 A Oregon St. 0216		106 A UCLA 0223					

Non-Div I Games:

Average NET Win: 223 WON-LOST ROAD STRENGTH
Average NET Loss: 60 RECORD RECORD OF SCHEDULE

DIV. I ONLY	14- 4	7- 3	209
DIV. I NON-CONF.	9- 4	4- 3	53
Quadrant 1		Quadrant 2	Quadrant 3
OVERALL	0-3	1-0	4-0
HOME	0-0	1-0	2-0
AWAY	0-3	0-0	2-0
NEUTRAL	0-0	0-0	0-0
NON-CONFERENCE	0-3	1-0	4-0
HOME	0-0	1-0	2-0
AWAY	0-3	0-0	2-0
NEUTRAL	0-0	0-0	0-0
		Quadrant 4	TOTALS
		9-1	14- 4
		4-1	7- 1
		5-0	7- 3
		0-0	0- 0
		4-1	9- 4
		2-1	5- 1
		2-0	4- 3
		0-0	0- 0

Q1: (H:1-30)(N:1-50)(A:1-75) 0-3 overall, 0-3 non_conference		Q2: (H:31-75)(N:51-100)(A:76-135) 1-0 overall, 1-0 non_conference		Q3: (H:76-160)(N:101-200)(A:136-240) 4-0 overall, 4-0 non_conference		Q4: (H:161+)(N:201+)(A:241+) 9-1 overall, 4-1 non_conference	
NET S Opponent Score (H 1-15)(N 1-25)(A 1-40)		NET S Opponent Score (H 31-55)(N 51-75)(A 76-100)		NET S Opponent Score (H 76-100)(N 101-135)(A 136-160)		NET S Opponent Score (H 161-200)(N 201-240)(A 241-280)	
14 A Louisville 78 86 1116		-----		101 H Northeastern 75 70 1216		163 H Bucknell 61 69 1125	
16 A Kansas 68 84 1112		(H 56-75)(N 76-100)(A 101-135)		138 A George Mason 72 67 1203		181 H St. Bonaventure 83 76 1218	
-----				148 H Harvard 71 65 1208		193 H Dartmouth 73 59 0102	
(H 16-30)(N 26-50)(A 41-75)		74 H Yale 79 70 1121		236 A Boston U. 78 72 1109		207 H Hartford 81 62 0112	
-----		-----		-----		262 A George Washington 69 53 1128	
46 A Lipscomb 66 91 1221		Upcoming Games		Upcoming Games		283 A Towson 70 64 1130	
-----		132 A Stony Brook 0126		132 H Stony Brook 0302		286 A Albany (NY) 80 51 0105	
Upcoming Games				207 A Hartford 0216		328 A Maine 73 49 0109	
				217 A UMass Lowell 0202		336 H Binghamton 78 50 0119	
						343 A New Hampshire 73 59 0116	

						Upcoming Games	
						217 H UMass Lowell 0305	
						273 H UMBC 0123	
						273 A UMBC 0221	
						286 H Albany (NY) 0209	
						328 H Maine 0206	
						336 A Binghamton 0223	
						343 H New Hampshire 0213	

Non-Div I Games: NVII-I vndon 122 56

Average NET Win: 137

Average NET Loss: 99

WON-LOST
RECORD

ROAD
RECORD

STRENGTH
OF SCHEDULE

DIV. I ONLY		13- 5	2- 2	56
DIV. I NON-CONF.		9- 3	1- 1	41
Quadrant 1		Quadrant 2	Quadrant 3	Quadrant 4
OVERALL	3-1	3-2	1-1	6-1
HOME	1-0	2-0	1-1	5-1
AWAY	0-0	1-2	0-0	1-0
NEUTRAL	2-1	0-0	0-0	0-0
NON-CONFERENCE	3-1	1-1	0-0	5-1
HOME	1-0	0-0	0-0	5-1
AWAY	0-0	1-1	0-0	0-0
NEUTRAL	2-1	0-0	0-0	0-0
TOTALS		13- 5	9- 2	2- 2
13- 5		9- 2	2- 2	2- 1
9- 3		6- 1	1- 1	2- 1
2- 1		2- 1	2- 1	2- 1
3- 1		3- 2	1- 1	6- 1
1- 0		2- 0	1- 1	5- 1
0- 0		1- 2	0- 0	1- 0
2- 1		0- 0	0- 0	0- 0
3- 1		1- 1	0- 0	5- 1
1- 0		0- 0	0- 0	5- 1
0- 0		1- 1	0- 0	0- 0
2- 1		0- 0	0- 0	0- 0
Q1: (H:1-30)(N:1-50)(A:1-75)		Q2: (H:31-75)(N:51-100)(A:76-135)	Q3: (H:76-160)(N:101-200)(A:136-240)	Q4: (H:161+)(N:201+)(A:241+)
3-1 overall, 3-1 non_conference		3-2 overall, 1-1 non_conference	1-1 overall, 0-0 non_conference	6-1 overall, 5-1 non_conference
NET S Opponent Score	NET S Opponent Score	NET S Opponent Score	NET S Opponent Score	NET S Opponent Score
(H 1-15)(N 1-25)(A 1-40)	(H 31-55)(N 51-75)(A 76-100)	(H 76-100)(N 101-135)(A 136-160)	(H 161-190)(N 191-220)(A 221-240)	(H 241-270)(N 271-300)(A 301-330)
22 N Nevada 66 72 1207	89 A Vanderbilt 65 81 1217	100 H Colorado 83 61 0105	167 H Princeton 66 67 1229	183 H Omaha 89 71 1128
(H 16-30)(N 26-50)(A 41-75)	(H 56-75)(N 76-100)(A 101-135)	104 H Utah 86 96 0103	196 H Long Beach St. 90 58 1112	204 H Cal St. Fullerton 102 94 1106
16 H Kansas 80 76 1222	68 H Oregon 78 64 0119	Upcoming Games	213 H Texas Southern 83 71 1201	247 A California 80 66 0109
27 N Mississippi St. 72 67 1119	73 H Oregon St. 70 67 0117	113 H Stanford 0220	312 H McNeese 80 52 1109	Upcoming Games
42 N Utah St. 87 82 1121	102 A Georgia 76 74 1215		197 H Washington St. 0207	247 H California 0224
Upcoming Games	113 A Stanford 71 85 0112			
54 A Arizona 0309	Upcoming Games			
68 A Oregon 0228	37 H Washington 0209			
73 A Oregon St. 0303	54 H Arizona 0131			
	98 A Southern California 0126			
	100 A Colorado 0213			
	104 A Utah 0216			
	106 A UCLA 0124			

Non-Div I Games:

Average NET Win: 162

WON-LOST RECORD

ROAD RECORD

STRENGTH OF SCHEDULE

Average NET Loss: 83

DIV. I ONLY		12- 5	2- 3	71	
DIV. I NON-CONF.		8- 4	1- 2	107	
Quadrant 1		Quadrant 2	Quadrant 3	Quadrant 4	TOTALS
OVERALL	0-2	1-1	7-2	4-0	12- 5
HOME	0-0	1-0	3-0	4-0	8- 0
AWAY	0-1	0-0	2-2	0-0	2- 3
NEUTRAL	0-1	0-1	2-0	0-0	2- 2
NON-CONFERENCE	0-2	0-1	5-1	3-0	8- 4
HOME	0-0	0-0	2-0	3-0	5- 0
AWAY	0-1	0-0	1-1	0-0	1- 2
NEUTRAL	0-1	0-1	2-0	0-0	2- 2

Q1: (H:1-30)(N:1-50)(A:1-75) 0-2 overall, 0-2 non_conference		Q2: (H:31-75)(N:51-100)(A:76-135) 1-1 overall, 0-1 non_conference		Q3: (H:76-160)(N:101-200)(A:136-240) 7-2 overall, 5-1 non_conference		Q4: (H:161+)(N:201+)(A:241+) 4-0 overall, 3-0 non_conference	
NET S Opponent Score (H 1-15)(N 1-25)(A 1-40)		NET S Opponent Score (H 31-55)(N 51-75)(A 76-100)		NET S Opponent Score (H 76-100)(N 101-135)(A 136-160)		NET S Opponent Score (H 161-200)(N 201-240)(A 241-275)	
9 A North Carolina 60 82 1229		52 H VCU 64 57 0112		101 N Northeastern 71 59 1118		193 H Dartmouth 79 76 1109	
15 N Purdue 58 79 1116		61 N Temple 75 77 1215		101 H Northeastern 78 69 1124		201 H Richmond 75 62 0119	
(H 16-30)(N 26-50)(A 41-75)		(H 56-75)(N 76-100)(A 101-135)		111 N Wichita St. 57 53 1115		225 H Charlotte 76 56 1127	
Upcoming Games		Upcoming Games		138 A George Mason 61 56 0109		296 H Cleveland St. 83 63 1106	
67 A Saint Louis 0126		128 A Rhode Island 0222		149 H Winthrop 99 81 1204		Upcoming Games	
				150 H Duquesne 65 61 0105		181 H St. Bonaventure 0306	
				158 A Saint Joseph's 60 61 0115		218 H Fordham 0302	
				174 A Wake Forest 63 67 1217		262 H George Washington 0123	
				222 A UNCW 91 85 1201		274 A La Salle 0227	
				Upcoming Games			
				82 H Dayton 0219			
				128 H Rhode Island 0206			
				158 H Saint Joseph's 0215			
				181 A St. Bonaventure 0201			
				201 A Richmond 0309			
				203 A Massachusetts 0209			
				218 A Fordham 0212			

Non-Div I Games: Central Penn 88 54

Average NET Win: 125

WON-LOST

ROAD

STRENGTH

Average NET Loss: 56

RECORD

RECORD

OF SCHEDULE

DIV. I ONLY		8- 10		1- 4		12	
DIV. I NON-CONF.		6- 6		0- 2		11	
Quadrant 1		Quadrant 2		Quadrant 3		Quadrant 4	
TOTALS							
OVERALL	1-6	3-3	1-1	3-0	8- 10		
HOME	0-2	1-1	1-0	3-0	5- 3		
AWAY	0-2	1-1	0-1	0-0	1- 4		
NEUTRAL	1-2	1-1	0-0	0-0	2- 3		
NON-CONFERENCE	1-3	1-2	1-1	3-0	6- 6		
HOME	0-1	0-0	1-0	3-0	4- 1		
AWAY	0-0	0-1	0-1	0-0	0- 2		
NEUTRAL	1-2	1-1	0-0	0-0	2- 3		

Q1: (H:1-30)(N:1-50)(A:1-75) 1-6 overall, 1-3 non_conference				Q2: (H:31-75)(N:51-100)(A:76-135) 3-3 overall, 1-2 non_conference				Q3: (H:76-160)(N:101-200)(A:136-240) 1-1 overall, 1-1 non_conference				Q4: (H:161+)(N:201+)(A:241+) 3-0 overall, 3-0 non_conference			
NET	S	Opponent	Score	NET	S	Opponent	Score	NET	S	Opponent	Score	NET	S	Opponent	Score
		(H 1-15)(N 1-25)(A 1-40)				(H 31-55)(N 51-75)(A 76-100)				(H 76-160)(N 101-200)(A 136-240)				(H:161+)(N:201+)(A:241+)	
7	H	Houston	53 63 1208	43	H	Texas	61 58 0108	115	H	Col. of Charleston	70 58 1118	176	H	UTSA	82 60 1114
13	N	LSU	90 77 1125	49	H	Baylor	69 73 0114	225	A	Charlotte	64 66 1110	239	H	A&M-Corpus Christi	69 59 1229
17	A	Iowa St.	59 72 0119	65	N	Memphis	84 64 1122	Upcoming Games				252	H	Central Ark.	82 73 1221
21	N	Nebraska	56 79 1216	66	N	Minnesota	76 83 1130	94	H	West Virginia	0309	Upcoming Games			
30	A	Oklahoma	64 74 0105	94	A	West Virginia	85 77 0112	112	H	South Carolina	0126				
(H 16-30)(N 26-50)(A 41-75)				99	A	Tulsa	71 74 1205								
17	H	Iowa St.	63 69 0102	(H 56-75)(N 76-100)(A 101-135)											
28	N	Villanova	58 77 1123	Upcoming Games											
Upcoming Games				31	H	TCU	0218								
11	H	Texas Tech	0213	33	H	Kansas St.	0202								
11	A	Texas Tech	0227												
16	A	Kansas	0209												
16	H	Kansas	0302												
30	H	Oklahoma	0123												
31	A	TCU	0206												
33	A	Kansas St.	0223												
43	A	Texas	0216												
49	A	Baylor	0306												

Oklahoma St.

Oklahoma St.

Non-Div I Games:

Average NET Win: 173

Average NET Loss: 87

WON-LOST
RECORD

ROAD
RECORD

STRENGTH
OF SCHEDULE

DIV. I ONLY		11- 6	2- 3	93	
DIV. I NON-CONF.		8- 4	1- 1	174	

	Quadrant 1	Quadrant 2	Quadrant 3	Quadrant 4	TOTALS
OVERALL	1-3	2-1	3-2	5-0	11- 6
HOME	0-0	0-0	2-2	5-0	7- 2
AWAY	1-3	0-0	1-0	0-0	2- 3
NEUTRAL	0-0	2-1	0-0	0-0	2- 1
NON-CONFERENCE	0-1	2-1	1-2	5-0	8- 4
HOME	0-0	0-0	0-2	5-0	5- 2
AWAY	0-1	0-0	1-0	0-0	1- 1
NEUTRAL	0-0	2-1	0-0	0-0	2- 1

Q1: (H:1-30)(N:1-50)(A:1-75) 1-3 overall, 0-1 non_conference				Q2: (H:31-75)(N:51-100)(A:76-135) 2-1 overall, 2-1 non_conference				Q3: (H:76-160)(N:101-200)(A:136-240) 3-2 overall, 1-2 non_conference				Q4: (H:161+)(N:201+)(A:241+) 5-0 overall, 5-0 non_conference			
NET	S	Opponent	Score	NET	S	Opponent	Score	NET	S	Opponent	Score	NET	S	Opponent	Score
(H 1-15)(N 1-25)(A 1-40)				(H 31-55)(N 51-75)(A 76-100)				(H 76-160)(N 101-200)(A 136-240)				(H:161+)(N:201+)(A:241+)			
-----				-----				-----				-----			
(H 16-30)(N 26-50)(A 41-75)				(H 56-75)(N 76-100)(A 101-135)				-----				-----			
54	A	Arizona	71 82 0119	79	N	Missouri	63 69 1118	98	H	Southern California	79 74 0110	175	H	Pepperdine	82 67 1217
67	A	Saint Louis	61 65 1209	86	N	Old Dominion	61 56 1116	106	H	UCLA	79 66 0113	194	H	Missouri St.	101 77 1201
68	A	Oregon	77 72 0105	92	N	Penn	74 58 1119	114	H	Texas A&M	64 67 1215	281	H	Central Conn. St.	80 59 1229
70	A	Arizona St.	67 70 0117	-----				140	H	Kent St.	63 66 1221	300	H	UC Riverside	72 59 1106
-----				Upcoming Games				196	A	Long Beach St.	75 72 1125	311	H	Wyoming	83 64 1110
Upcoming Games				37	H	Washington	0126	Upcoming Games				-----			
37	A	Washington	0306	54	H	Arizona	0228	Upcoming Games				197	H	Washington St.	0124
				68	H	Oregon	0216	113	H	Stanford	0207	247	H	California	0209
				70	H	Arizona St.	0303	197	A	Washington St.	0309				
				98	A	Southern California	0223								
				100	A	Colorado	0131								
				104	A	Utah	0202								
				106	A	UCLA	0221								

Non-Div I Games:

Average NET Win: 235

Average NET Loss: 45

WON-LOST
RECORD

ROAD
RECORD

STRENGTH
OF SCHEDULE

DIV. I ONLY	10- 3	4- 3	189
DIV. I NON-CONF.	9- 3	3- 3	249
Quadrant 1		Quadrant 2	Quadrant 3
OVERALL	0-3	2-0	1-0
HOME	0-0	0-0	1-0
AWAY	0-3	1-0	0-0
NEUTRAL	0-0	1-0	0-0
NON-CONFERENCE	0-3	1-0	1-0
HOME	0-0	0-0	1-0
AWAY	0-3	0-0	0-0
NEUTRAL	0-0	1-0	0-0
		Quadrant 4	TOTALS
		7-0	10- 3
		3-0	4- 0
		3-0	4- 3
		1-0	2- 0
		7-0	9- 3
		3-0	4- 0
		3-0	3- 3
		1-0	2- 0

Q1: (H:1-30)(N:1-50)(A:1-75) 0-3 overall, 0-3 non_conference					Q2: (H:31-75)(N:51-100)(A:76-135) 2-0 overall, 1-0 non_conference					Q3: (H:76-160)(N:101-200)(A:136-240) 1-0 overall, 1-0 non_conference					Q4: (H:161+)(N:201+)(A:241+) 7-0 overall, 7-0 non_conference							
NET	S	Opponent	Score		NET	S	Opponent	Score		NET	S	Opponent	Score		NET	S	Opponent	Score				
(H 1-15)(N 1-25)(A 1-40)					(H 31-55)(N 51-75)(A 76-100)					(H 76-160)(N 101-200)(A 136-240)					(H:161+)(N:201+)(A:241+)							
2	A	Duke	58	91	1208	-----					151	H	Lehigh	97	87	1205	221	H	Iona	99	84	1222
-----					(H 56-75)(N 76-100)(A 101-135)					Upcoming Games												
(H 16-30)(N 26-50)(A 41-75)					93	N	Miami (FL)	77	73	1201	92	H	Penn	0209		247	N	California	76	59	1109	
65	A	Memphis	102	109	1117	129	A	Brown	70	67	0119	129	H	Brown	0125	277	A	Monmouth	66	58	1220	
69	A	Vermont	70	79	1121	-----					148	A	Harvard	0201	278	A	CSUN	94	90	0105		
-----					Upcoming Games					148	H	Harvard	0223	286	H	Albany (NY)	71	63	1211			
Upcoming Games					92	A	Penn	0308		167	A	Princeton	0309	320	A	Bryant	103	61	1128			
										193	A	Dartmouth	0202	344	H	Kennesaw St.	92	65	0102			
										234	A	Cornell	0216	-----								
										Upcoming Games												
															167	H	Princeton	0208				
															193	H	Dartmouth	0222				
															234	H	Cornell	0301				
															243	A	Columbia	0215				
															243	H	Columbia	0302				

Non-Div I Games: Skidmore

88 59

Average NET Win: 199 WON-LOST ROAD STRENGTH
Average NET Loss: 103 RECORD RECORD OF SCHEDULE

DIV. I ONLY	14- 4	5- 2	102		
DIV. I NON-CONF.	10- 3	3- 1	157		
	Quadrant 1	Quadrant 2	Quadrant 3	Quadrant 4	TOTALS
OVERALL	0-1	1-1	5-2	8-0	14- 4
HOME	0-0	0-1	1-0	7-0	8- 1
AWAY	0-1	1-0	3-1	1-0	5- 2
NEUTRAL	0-0	0-0	1-1	0-0	1- 1
NON-CONFERENCE	0-1	0-1	3-1	7-0	10- 3
HOME	0-0	0-1	0-0	6-0	6- 1
AWAY	0-1	0-0	2-0	1-0	3- 1
NEUTRAL	0-0	0-0	1-1	0-0	1- 1

Q1: (H:1-30)(N:1-50)(A:1-75) 0-1 overall, 0-1 non_conference		Q2: (H:31-75)(N:51-100)(A:76-135) 1-1 overall, 0-1 non_conference		Q3: (H:76-160)(N:101-200)(A:136-240) 5-2 overall, 3-1 non_conference		Q4: (H:161+)(N:201+)(A:241+) 8-0 overall, 7-0 non_conference	
NET S Opponent Score (H 1-15)(N 1-25)(A 1-40)		NET S Opponent Score (H 31-55)(N 51-75)(A 76-100)		NET S Opponent Score (H 76-100)(N 101-135)(A 136-170)		NET S Opponent Score (H 161-200)(N 201-240)(A 241-280)	
16 A Kansas 60 63 1208		48 H Saint Mary's (CA) 58 73 1114		95 H Grand Canyon 77 75 0110		170 H CSU Bakersfield 73 62 0112	
(H 16-30)(N 26-50)(A 41-75)		(H 56-75)(N 76-100)(A 101-135)		133 N Drake 63 66 1222		182 H New Mexico 100 65 1204	
Upcoming Games		127 A Utah Valley 83 78 0119		169 A Seattle U 87 60 0117		189 H Northern Colo. 74 62 1217	
		Upcoming Games		182 A New Mexico 98 94 1117		197 H Washington St. 69 63 1201	
		95 A Grand Canyon 0209		197 N Washington St. 75 72 1223		244 H North Dakota St. 73 56 1106	
				214 A California Baptist 76 82 0103		264 H UTEP 96 69 1109	
				224 A Colorado St. 88 68 1230		264 A UTEP 62 58 1128	
				Upcoming Games		278 H CSUN 92 57 1219	
				127 H Utah Valley 0214		Upcoming Games	
				170 A CSU Bakersfield 0207		169 H Seattle U 0216	
				200 A UTRGV 0126		200 H UTRGV 0223	
				231 A UMKC 0228		214 H California Baptist 0309	
						231 H UMKC 0131	
						347 H Chicago St. 0202	
						347 A Chicago St. 0302	

New Mexico St.

New Mexico St.

Non-Div I Games: Eastern NM 92 65

Average NET Win: 148 WON-LOST ROAD STRENGTH
Average NET Loss: 50 RECORD RECORD OF SCHEDULE

DIV. I ONLY	7- 12	1- 6	2
DIV. I NON-CONF.	7- 4	1- 2	12

Quadrant 1	Quadrant 2	Quadrant 3	Quadrant 4
OVERALL 1-9	0-2	4-0	7- 12
HOME 1-3	0-1	2-0	5- 4
AWAY 0-5	0-1	1-0	1- 6
NEUTRAL 0-1	0-0	1-0	1- 2
NON-CONFERENCE 1-2	0-1	4-0	7- 4
HOME 1-0	0-0	2-0	5- 0
AWAY 0-1	0-1	1-0	1- 2
NEUTRAL 0-1	0-0	1-0	1- 2

Q1: (H:1-30)(N:1-50)(A:1-75) 1-9 overall, 1-2 non_conference				Q2: (H:31-75)(N:51-100)(A:76-135) 0-2 overall, 0-1 non_conference				Q3: (H:76-160)(N:101-200)(A:136-240) 4-0 overall, 4-0 non_conference				Q4: (H:161+)(N:201+)(A:241+) 2-1 overall, 2-1 non_conference			
NET S Opponent Score	(H 1-15)(N 1-25)(A 1-40)			NET S Opponent Score	(H 31-55)(N 51-75)(A 76-100)			NET S Opponent Score	(H 76-160)(N 101-200)(A 136-240)			NET S Opponent Score	(H 161+)(N 201+)(A 241+)		
3 H Michigan St.	56	71	0113	34 H Indiana	62	64	1204	119 H Jacksonville St.	76	61	1112	188 H North Florida	87	72	1109
6 A Michigan	55	68	0103	96 A DePaul	70	72	1115	145 N Wright St.	77	59	1120	229 N Bradley	56	59	1121
12 H Virginia Tech	63	62	1127	(H 56-75)(N 76-100)(A 101-135)				147 H Colgate	76	65	1208	273 H UMBC	74	52	1229
20 A Maryland	59	66	1201	Upcoming Games				150 A Duquesne	73	67	1219	Upcoming Games			
21 A Nebraska	64	70	0110	110 A Illinois			0223	Upcoming Games				110 H Illinois			0310
(H 16-30)(N 26-50)(A 41-75)				130 A Rutgers			0306	130 H Rutgers			0126				
18 H Wisconsin	52	71	0106												
25 H Iowa	82	89	0116												
26 N NC State	78	89	1215												
51 A Alabama	64	73	1221												
66 A Minnesota	64	65	0119												
Upcoming Games															
6 H Michigan			0212												
15 H Purdue			0131												
15 A Purdue			0216												
18 A Wisconsin			0302												
20 H Maryland			0227												
21 H Nebraska			0219												
38 A Ohio St.			0207												
57 A Northwestern			0204												

Penn St.

Penn St.

Non-Div I Games:

Average NET Win: 197 WON-LOST ROAD RECORD STRENGTH OF SCHEDULE
Average NET Loss: 97 RECORD

DIV. I ONLY	10- 7	5- 3	141		
DIV. I NON-CONF.	8- 4	3- 2	222		

	Quadrant 1	Quadrant 2	Quadrant 3	Quadrant 4	TOTALS
OVERALL	1-2	1-2	3-2	5-1	10- 7
HOME	0-0	0-0	0-1	4-1	4- 2
AWAY	1-1	1-1	3-1	0-0	5- 3
NEUTRAL	0-1	0-1	0-0	1-0	1- 2
NON-CONFERENCE	0-2	1-1	2-1	5-0	8- 4
HOME	0-0	0-0	0-0	4-0	4- 0
AWAY	0-1	1-0	2-1	0-0	3- 2
NEUTRAL	0-1	0-1	0-0	1-0	1- 2

Q1: (H:1-30)(N:1-50)(A:1-75) 1-2 overall, 0-2 non_conference		Q2: (H:31-75)(N:51-100)(A:76-135) 1-2 overall, 1-1 non_conference		Q3: (H:76-160)(N:101-200)(A:136-240) 3-2 overall, 2-1 non_conference		Q4: (H:161+)(N:201+)(A:241+) 5-1 overall, 5-0 non_conference	
NET S Opponent Score (H 1-15)(N 1-25)(A 1-40)		NET S Opponent Score (H 31-55)(N 51-75)(A 76-100)		NET S Opponent Score (H 76-100)(N 101-135)(A 136-160)		NET S Opponent Score (H 161-200)(N 201-240)(A 241-280)	
12 N Virginia Tech 64 73 1115		51 N Alabama 61 79 1116		141 A Central Mich. 83 72 0119		162 H Evansville 82 72 1124	
15 A Purdue 75 84 1110		97 A Loyola Chicago 75 69 1205		155 H Ohio 52 70 0112		164 H Eastern Mich. 82 84 0108	
(H 16-30)(N 26-50)(A 41-75)		(H 56-75)(N 76-100)(A 101-135)		(H 101-135)(N 136-160)(A 161-190)		(H 201-240)(N 241-280)(A 281-320)	
60 A Toledo 79 64 0104		121 A Bowling Green 78 79 0115		162 A Evansville 77 89 1209		180 H Indiana St. 86 69 1106	
Upcoming Games		Upcoming Games		Upcoming Games		Upcoming Games	
10 A Buffalo 0129		60 H Toledo 0226		172 A Valparaiso 77 61 1217		292 N Appalachian St. 94 86 1118	
				192 A IUPUI 85 75 1201		326 H Howard 98 71 1220	
				Upcoming Games		350 H Delaware St. 116 57 1229	
				136 A Northern Ill. 0205		Upcoming Games	
				136 H Northern Ill. 0308		171 H Miami (OH) 0122	
				140 H Kent St. 0202		245 H Western Mich. 0209	
				141 H Central Mich. 0223		245 A Western Mich. 0302	
				144 H Akron 0216			
				155 A Ohio 0126			
				164 A Eastern Mich. 0305			
				171 A Miami (OH) 0219			

Non-Div I Games: Tiffin 108 62

Average NET Win:	203	WON-LOST RECORD	ROAD RECORD	STRENGTH OF SCHEDULE
Average NET Loss:	46			

DIV. I ONLY	11- 7	0- 3	110		
DIV. I NON-CONF.	10- 3	0- 1	281		
	Quadrant 1	Quadrant 2	Quadrant 3	Quadrant 4	TOTALS
OVERALL	1-4	0-2	4-1	6-0	11- 7
HOME	0-1	0-1	4-1	6-0	10- 3
AWAY	0-2	0-1	0-0	0-0	0- 3
NEUTRAL	1-1	0-0	0-0	0-0	1- 1
NON-CONFERENCE	1-1	0-1	3-1	6-0	10- 3
HOME	0-0	0-0	3-1	6-0	9- 1
AWAY	0-0	0-1	0-0	0-0	0- 1
NEUTRAL	1-1	0-0	0-0	0-0	1- 1

Q1: (H:1-30)(N:1-50)(A:1-75) 1-4 overall, 1-1 non_conference					Q2: (H:31-75)(N:51-100)(A:76-135) 0-2 overall, 0-1 non_conference					Q3: (H:76-160)(N:101-200)(A:136-240) 4-1 overall, 3-1 non_conference					Q4: (H:161+)(N:201+)(A:241+) 6-0 overall, 6-0 non_conference												
NET	S	Opponent	Score		NET	S	Opponent	Score		NET	S	Opponent	Score		NET	S	Opponent	Score									
(H 1-15)(N 1-25)(A 1-40)					(H 31-55)(N 51-75)(A 76-100)					(H 76-160)(N 101-200)(A 136-240)					(H:161+)(N:201+)(A:241+)												
9	A	North Carolina	69	75	0115	47	H	Syracuse	62	72	0105	91	H	Radford	60	63	1114	209	H	William & Mary	73	64	1117				
12	A	Virginia Tech	66	81	0101	-----					96	H	DePaul	95	70	1124	210	H	UIC	84	67	1106					
15	N	Purdue	88	80	1215	(H 56-75)(N 76-100)(A 101-135)					110	H	Illinois	76	74	1127	294	H	Jacksonville	100	74	1220					
-----										-----										-----							
(H 16-30)(N 26-50)(A 41-75)					106	A	UCLA	62	65	1208	Upcoming Games					124	H	Boston College	69	66	0112	336	H	Binghamton	69	56	1218
26	H	NC State	73	77	0119	Upcoming Games					150	H	Duquesne	67	56	1120	Upcoming Games					346	H	Coppin St.	63	56	1229
30	N	Oklahoma	80	85	1204	59	H	Clemson	0306		Upcoming Games					90	H	Georgia Tech	0210		347	H	Chicago St.	89	62	1108	
-----					90	A	Georgia Tech	0122												Upcoming Games							
Upcoming Games					93	A	Miami (FL)	0206																			
1	H	Virginia	0126		124	A	Boston College	0202																			
1	A	Virginia	0216																								
2	H	Duke	0128																								
12	H	Virginia Tech	0223																								
14	A	Louisville	0303																								
41	A	Florida St.	0225																								
55	A	Pittsburgh	0309																								

Notre Dame

Notre Dame

Non-Div I Games:

Average NET Win:	178	WON-LOST	ROAD	STRENGTH
Average NET Loss:	47	RECORD	RECORD	OF SCHEDULE

DIV. I ONLY	10- 6	1- 2	92	
DIV. I NON-CONF.	9- 3	0- 1	142	
<hr/>				
	Quadrant 1	Quadrant 2	Quadrant 3	Quadrant 4
OVERALL	0-3	3-3	2-0	5-0
HOME	0-1	1-2	1-0	4-0
AWAY	0-1	1-1	0-0	0-0
NEUTRAL	0-1	1-0	1-0	1-0
NON-CONFERENCE	0-2	2-1	2-0	5-0
HOME	0-0	1-1	1-0	4-0
AWAY	0-1	0-0	0-0	0-0
NEUTRAL	0-1	1-0	1-0	1-0
				TOTALS
				10- 6
				6- 3
				1- 2
				3- 1
				9- 3
				6- 1
				0- 1
				3- 1

Q1: (H:1-30)(N:1-50)(A:1-75) 0-3 overall, 0-2 non_conference					Q2: (H:31-75)(N:51-100)(A:76-135) 3-3 overall, 2-1 non_conference					Q3: (H:76-160)(N:101-200)(A:136-240) 2-0 overall, 2-0 non_conference					Q4: (H:161+)(N:201+)(A:241+) 5-0 overall, 5-0 non_conference								
NET	S	Opponent	Score		NET	S	Opponent	Score		NET	S	Opponent	Score		NET	S	Opponent	Score					
(H 1-15)(N 1-25)(A 1-40)					(H 31-55)(N 51-75)(A 76-100)					(H 76-160)(N 101-200)(A 136-240)					(H:161+)(N:201+)(A:241+)								
5	H	Tennessee	63	87	0108	36	H	UCF	64	62	1202	80	H	Xavier	71	56	1218	215	H	UT Arlington	65	45	1204
17	A	Iowa St.	59	76	1109	51	H	Alabama	60	70	0116	110	N	Illinois	79	63	1222	252	H	Central Ark.	68	55	1106
-----					-----					-----					-----								
(H 16-30)(N 26-50)(A 41-75)					(H 56-75)(N 76-100)(A 101-135)					Upcoming Games					Upcoming Games								
33	N	Kansas St.	67	82	1119	61	H	Temple	77	79	1127	83	H	Arkansas			0212	254	H	Morehead St.	75	61	1229
-----					-----					Upcoming Games					Upcoming Games								
5	A	Tennessee			0205	112	A	South Carolina	75	85	0113	89	H	Vanderbilt			0202	298	H	Oral Roberts	80	64	1207
8	H	Kentucky			0219	114	A	Texas A&M	66	43	0119	112	H	South Carolina			0302	344	N	Kennesaw St.	55	52	1116
13	H	LSU			0126	-----					Upcoming Games					-----							
23	A	Auburn			0130	83	A	Arkansas			0123	114	H	Texas A&M			0209	Upcoming Games					
24	A	Ole Miss			0216	102	A	Georgia			0306												
24	H	Ole Miss			0309																		
27	A	Mississippi St.			0226																		
35	A	Florida			0223																		

Non-Div I Games:

Average NET Win: 151 WON-LOST ROAD STRENGTH
Average NET Loss: 53 RECORD RECORD OF SCHEDULE

DIV. I ONLY		11- 8	1- 4	38	
DIV. I NON-CONF.		8- 5	0- 2	116	
Quadrant 1		Quadrant 2	Quadrant 3	Quadrant 4	TOTALS
OVERALL	0-5	2-2	3-1	6-0	11- 8
HOME	0-1	1-1	2-0	6-0	9- 2
AWAY	0-3	1-1	0-0	0-0	1- 4
NEUTRAL	0-1	0-0	1-1	0-0	1- 2
NON-CONFERENCE	0-3	0-1	2-1	6-0	8- 5
HOME	0-1	0-0	1-0	6-0	7- 1
AWAY	0-1	0-1	0-0	0-0	0- 2
NEUTRAL	0-1	0-0	1-1	0-0	1- 2

Q1: (H:1-30)(N:1-50)(A:1-75) 0-5 overall, 0-3 non_conference				Q2: (H:31-75)(N:51-100)(A:76-135) 2-2 overall, 0-1 non_conference				Q3: (H:76-160)(N:101-200)(A:136-240) 3-1 overall, 2-1 non_conference				Q4: (H:161+)(N:201+)(A:241+) 6-0 overall, 6-0 non_conference			
NET S Opponent Score	(H 1-15)(N 1-25)(A 1-40)			NET S Opponent Score	(H 31-55)(N 51-75)(A 76-100)			NET S Opponent Score	(H 76-160)(N 101-200)(A 136-240)			NET S Opponent Score	(H 161+)(N 201+)(A 241+)		
19	A	Marquette	52 70 0106	44	H	Butler	70 69 0113	103	H	Georgetown	81 75 0109	162	H	Evansville	91 85 1110
23	N	Auburn	79 88 1119	79	A	Missouri	56 71 1218	110	N	Illinois	83 74 1121	171	H	Miami (OH)	82 55 1128
28	A	Villanova	75 85 0118	96	A	DePaul	74 65 1229	155	H	Ohio	82 61 1205	173	H	Detroit Mercy	69 55 1221
32	A	Cincinnati	47 62 1208					168	N	San Diego St.	74 79 1120	192	H	IUPUI	82 69 1106
(H 16-30)(N 26-50)(A 41-75)				(H 56-75)(N 76-100)(A 101-135)				Upcoming Games				223	H	Eastern Ky.	95 77 1215
18	H	Wisconsin	68 77 1113	56	H	Seton Hall	70 80 0102	84	H	Providence	0123	228	H	Oakland	73 63 1201
Upcoming Games				Upcoming Games				96	H	DePaul	0209	Upcoming Games			
19	H	Marquette	0126	40	H	St. John's (NY)	0309								
28	H	Villanova	0224	62	H	Creighton	0213								
40	A	St. John's (NY)	0228	84	A	Providence	0216								
44	A	Butler	0305	103	A	Georgetown	0131								
56	A	Seton Hall	0220												
62	A	Creighton	0203												

X
a
v
i
e
r

X
a
v
i
e
r

Non-Div I Games:

Average NET Win: 227

Average NET Loss: 76

WON-LOST
RECORD

ROAD
RECORD

STRENGTH
OF SCHEDULE

DIV. I ONLY		14- 5	4- 4	207	
DIV. I NON-CONF.		8- 3	2- 3	318	

	Quadrant 1	Quadrant 2	Quadrant 3	Quadrant 4	TOTALS
OVERALL	0-2	2-3	3-0	9-0	14- 5
HOME	0-0	1-1	0-0	7-0	8- 1
AWAY	0-2	1-2	3-0	0-0	4- 4
NEUTRAL	0-0	0-0	0-0	2-0	2- 0
NON-CONFERENCE	0-1	1-2	1-0	6-0	8- 3
HOME	0-0	0-0	0-0	4-0	4- 0
AWAY	0-1	1-2	1-0	0-0	2- 3
NEUTRAL	0-0	0-0	0-0	2-0	2- 0

Q1: (H:1-30)(N:1-50)(A:1-75) 0-2 overall, 0-1 non_conference			Q2: (H:31-75)(N:51-100)(A:76-135) 2-3 overall, 1-2 non_conference			Q3: (H:76-160)(N:101-200)(A:136-240) 3-0 overall, 1-0 non_conference			Q4: (H:161+)(N:201+)(A:241+) 9-0 overall, 6-0 non_conference		
NET S Opponent Score (H 1-15)(N 1-25)(A 1-40)			NET S Opponent Score (H 31-55)(N 51-75)(A 76-100)			NET S Opponent Score (H 76-100)(N 101-200)(A 136-240)			NET S Opponent Score (H 161-200)(N 201-240)(A 241-300)		
29 A Wofford 62 79 1201			(H 56-75)(N 76-100)(A 101-135)			149 A Winthrop 76 74 1117			161 H Samford 81 72 0103		
(H 16-30)(N 26-50)(A 41-75)						184 A Mercer 72 68 0112			195 H Sam Houston St. 77 63 1120		
62 A Creighton 69 75 1111			58 H UNC Greensboro 68 75 0119			220 A The Citadel 98 73 0110			244 H North Dakota St. 79 61 1124		
Upcoming Games			63 H Furman 79 56 1229			Upcoming Games			250 H Chattanooga 96 70 0105		
29 H Wofford 0207			110 A Illinois 55 73 1215			161 A Samford 0131			258 N Norfolk St. 89 61 1222		
58 A UNC Greensboro 0224			120 A Georgia St. 68 74 1106						311 N Wyoming 76 53 1221		
63 A Furman 0209			134 A Ga. Southern 69 64 1127						321 H VMI 85 82 0117		
			Upcoming Games						334 H UT Martin 80 62 1208		
									347 H Chicago St. 86 61 1119		
									Upcoming Games		
									184 H Mercer 0216		
									220 H The Citadel 0214		
									250 A Chattanooga 0202		
									285 A Western Caro. 0126		
									285 H Western Caro. 0302		
									321 A VMI 0221		

Non-Div I Games: Reinhardt	107 60	Hiwassee	109 44
----------------------------	--------	----------	--------

Average NET Win: 201 WON-LOST ROAD STRENGTH
Average NET Loss: 39 RECORD RECORD OF SCHEDULE

DIV. I ONLY	12- 6	2- 2	103		
DIV. I NON-CONF.	8- 5	0- 1	50		
	Quadrant 1	Quadrant 2	Quadrant 3	Quadrant 4	TOTALS
OVERALL	1-5	0-1	2-0	9-0	12- 6
HOME	0-1	0-0	1-0	8-0	9- 1
AWAY	0-2	0-0	1-0	1-0	2- 2
NEUTRAL	1-2	0-1	0-0	0-0	1- 3
NON-CONFERENCE	1-4	0-1	1-0	6-0	8- 5
HOME	0-1	0-0	1-0	6-0	7- 1
AWAY	0-1	0-0	0-0	0-0	0- 1
NEUTRAL	1-2	0-1	0-0	0-0	1- 3

Q1: (H:1-30)(N:1-50)(A:1-75) 1-5 overall, 1-4 non_conference				Q2: (H:31-75)(N:51-100)(A:76-135) 0-1 overall, 0-1 non_conference				Q3: (H:76-160)(N:101-200)(A:136-240) 2-0 overall, 1-0 non_conference				Q4: (H:161+)(N:201+)(A:241+) 9-0 overall, 6-0 non_conference			
NET S Opponent Score				NET S Opponent Score				NET S Opponent Score				NET S Opponent Score			
(H 1-15)(N 1-25)(A 1-40)				(H 31-55)(N 51-75)(A 76-100)				(H 76-160)(N 101-200)(A 136-240)				(H:161+)(N:201+)(A:241+)			
1 N Virginia 59 66 1122								134 H Ga. Southern 94 90 1229				173 H Detroit Mercy 98 59 1204			
23 A Auburn 72 82 1208								181 A St. Bonaventure 89 86 0119				188 H North Florida 78 70 1107			
												201 H Richmond 72 48 0106			
(H 16-30)(N 26-50)(A 41-75)				(H 56-75)(N 76-100)(A 101-135)				Upcoming Games				202 H Presbyterian 81 69 1222			
27 H Mississippi St. 58 65 1130				99 N Tulsa 67 72 1216				128 H Rhode Island 0301				203 H Massachusetts 72 67 0113			
30 N Oklahoma 54 65 1123								138 H George Mason 0123				238 H Purdue Fort Wayne 91 80 1116			
44 N Butler 69 64 1121				Upcoming Games				150 H Duquesne 0202				245 H Western Mich. 85 72 1219			
52 A VCU 71 76 0116				52 H VCU 0216				150 A Duquesne 0309				262 A George Washington 72 66 0109			
				67 H Saint Louis 0223				203 A Massachusetts 0226				346 H Coppin St. 76 46 1110			
Upcoming Games				128 A Rhode Island 0209				218 A Fordham 0126							
67 A Saint Louis 0205												Upcoming Games			
71 A Davidson 0219												274 H La Salle 0306			

Non-Div I Games:

Average NET Win: 175 WON-LOST RECORD ROAD RECORD STRENGTH OF SCHEDULE
Average NET Loss: 47

DIV. I ONLY	10- 7	2- 2	39
DIV. I NON-CONF.	9- 3	1- 0	126
Quadrant 1		Quadrant 2	Quadrant 3
OVERALL	0-4	2-1	4-2
HOME	0-1	1-1	2-2
AWAY	0-2	1-0	1-0
NEUTRAL	0-1	0-0	1-0
NON-CONFERENCE	0-1	1-0	4-2
HOME	0-0	1-0	2-2
AWAY	0-0	0-0	1-0
NEUTRAL	0-1	0-0	1-0
		Quadrant 4	TOTALS
		4-0	10- 7
		4-0	7- 4
		0-0	2- 2
		0-0	1- 1
		4-0	9- 3
		4-0	7- 2
		0-0	1- 0
		0-0	1- 1

Q1: (H:1-30)(N:1-50)(A:1-75) 0-4 overall, 0-1 non_conference				Q2: (H:31-75)(N:51-100)(A:76-135) 2-1 overall, 1-0 non_conference				Q3: (H:76-160)(N:101-200)(A:136-240) 4-2 overall, 4-2 non_conference				Q4: (H:161+)(N:201+)(A:241+) 4-0 overall, 4-0 non_conference			
NET S Opponent Score	(H 1-15)(N 1-25)(A 1-40)			NET S Opponent Score	(H 31-55)(N 51-75)(A 76-100)			NET S Opponent Score	(H 76-160)(N 101-200)(A 136-240)			NET S Opponent Score	(H:161+)(N:201+)(A:241+)		
5 A Tennessee	87	106	0115	34 H Indiana	73	72	1118	90 H Georgia Tech	65	69	1219	190 H FIU	121	89	1201
13 H LSU	88	94	0112	35 H Florida	51	57	0109	105 H Texas St.	73	70	1222	215 H UT Arlington	78	60	1123
24 A Ole Miss	67	84	0119	(H 56-75)(N 76-100)(A 101-135)				117 H Western Ky.	77	78	1208	263 H Montana St.	90	68	1121
(H 16-30)(N 26-50)(A 41-75)				114 A Texas A&M	73	71	0105	135 H Austin Peay	76	65	1228	289 H UC Davis	81	58	1112
43 N Texas	71	73	1109	Upcoming Games				176 N UTSA	79	67	1215	Upcoming Games			
Upcoming Games				51 H Alabama			0309	224 A Colorado St.	98	74	1205				
8 A Kentucky			0226	79 A Missouri			0212	Upcoming Games				79 H Missouri			0123
11 A Texas Tech			0126	89 A Vanderbilt			0306	79 H Vanderbilt			0205	89 H Vanderbilt			0205
13 A LSU			0202	112 A South Carolina			0209	102 H Georgia			0129	102 H Georgia			0129
23 A Auburn			0220					114 H Texas A&M			0223	114 H Texas A&M			0223
24 H Ole Miss			0302												
27 H Mississippi St.			0216												

Arkansas

Arkansas

Non-Div I Games:

STRENGTH

RECORD

RECORD

OF SCHEDULE

	Quadrant 1	Quadrant 2	Quadrant 3	Quadrant 4	TOTALS
OVERALL	1-3	2-2	2-1	6-1	11- 7
HOME	0-1	1-1	1-0	6-1	8- 3
AWAY	1-1	1-1	0-0	0-0	2- 2
NEUTRAL	0-1	0-0	1-1	0-0	1- 2
NON-CONFERENCE	1-1	1-0	2-1	6-1	10- 3
HOME	0-0	0-0	1-0	6-1	7- 1
AWAY	1-0	1-0	0-0	0-0	2- 0
NEUTRAL	0-1	0-0	1-1	0-0	1- 2

NET	S	Opponent	Score	NET	S	Opponent	Score	NET	S	Opponent	Score	NET	S	Opponent	Score
(H 1-15)(N 1-25)(A 1-40)				(H 31-55)(N 51-75)(A 76-100)											
6	N	Michigan	47 66 1118					111	N	Wichita St.	80 83 1109	191	H	Holy Cross	70 61 1113
19	A	Marquette	68 79 0120					112	N	South Carolina	76 67 1117	203	H	Massachusetts	78 79 1207
								128	H	Rhode Island	59 50 1201	221	H	Iona	91 79 1124
								Upcoming Games				232	H	Fairleigh Dickinson	69 59 1127
(H 16-30)(N 26-50)(A 41-75)				56	H	Seton Hall	72 63 0115	80	H	Xavier	0216	267	H	Siena	77 67 1106
28	H	Villanova	59 65 0105	62	H	Creighton	68 79 1231	96	H	DePaul	0127	281	H	Central Conn. St.	87 63 1216
43	A	Texas	71 65 1221	103	A	Georgetown	90 96 0112	103	H	Georgetown	0206	286	H	Albany (NY)	73 43 1218
				124	A	Boston College	100 95 1204					Upcoming Games			
Upcoming Games				Upcoming Games											
19	H	Marquette	0223	40	H	St. John's (NY)	0220								
28	A	Villanova	0213	44	H	Butler	0309								
40	A	St. John's (NY)	0209	80	A	Xavier	0123								
44	A	Butler	0226	96	A	DePaul	0202								
56	A	Seton Hall	0130												
62	A	Creighton	0306												

Non-Div I Games:

STRENGTH

WON LOS RECORD

ROAD RECORD

STRENGTH OF SCHEDULE

DIV. I ONLY		14- 2	5- 2	324	
DIV. I NON-CONF.		9- 1	3- 1	339	
	Quadrant 1	Quadrant 2	Quadrant 3	Quadrant 4	TOTALS
OVERALL	0-1	0-0	6-1	8-0	14- 2
HOME	0-0	0-0	2-0	6-0	8- 0
AWAY	0-1	0-0	4-1	1-0	5- 2
NEUTRAL	0-0	0-0	0-0	1-0	1- 0
NON-CONFERENCE	0-1	0-0	3-0	6-0	9- 1
HOME	0-0	0-0	0-0	5-0	5- 0
AWAY	0-1	0-0	3-0	0-0	3- 1
NEUTRAL	0-0	0-0	0-0	1-0	1- 0

[illegible]

Non-Div I Games:	Tex A&M-Comme	102	53	Humboldt St	93	48	Angelo St	89	55
------------------	---------------	-----	----	-------------	----	----	-----------	----	----

Average NET Win: 198

Average NET Loss: 146

WON-LOST
RECORD

ROAD
RECORD

STRENGTH
OF SCHEDULE

DIV. I ONLY		15- 5	4- 2	235
DIV. I NON-CONF.		10- 3	2- 1	310
Quadrant 1		Quadrant 2	Quadrant 3	Quadrant 4
OVERALL	1-0	1-1	6-4	7-0
HOME	0-0	1-0	3-1	6-0
AWAY	1-0	0-0	3-2	0-0
NEUTRAL	0-0	0-1	0-1	1-0
NON-CONFERENCE	1-0	1-1	1-2	7-0
HOME	0-0	1-0	0-0	6-0
AWAY	1-0	0-0	1-1	0-0
NEUTRAL	0-0	0-1	0-1	1-0
				TOTALS
				15- 5
				10- 1
				4- 2
				1- 2
				10- 3
				7- 0
				2- 1
				1- 2

Q1: (H:1-30)(N:1-50)(A:1-75) 1-0 overall, 1-0 non_conference					Q2: (H:31-75)(N:51-100)(A:76-135) 1-1 overall, 1-1 non_conference					Q3: (H:76-160)(N:101-200)(A:136-240) 6-4 overall, 1-2 non_conference					Q4: (H:161+)(N:201+)(A:241+) 7-0 overall, 7-0 non_conference								
NET	S	Opponent	Score		NET	S	Opponent	Score		NET	S	Opponent	Score		NET	S	Opponent	Score					
(H 1-15)(N 1-25)(A 1-40)					(H 31-55)(N 51-75)(A 76-100)					(H 76-160)(N 101-200)(A 136-240)					(H:161+)(N:201+)(A:241+)								
-----					-----					-----					-----								
(H 16-30)(N 26-50)(A 41-75)					(H 56-75)(N 76-100)(A 101-135)																		
47	A	Syracuse	68	62	1215	52	H	VCU	62	52	1128	117	H	Western Ky.	69	66	0105	198	H	UNI	72	65	1123
-----					-----					-----					-----								
Upcoming Games					Upcoming Games					Upcoming Games					Upcoming Games								

Average NET Win: 203 WON-LOST ROAD STRENGTH
Average NET Loss: 115 RECORD RECORD OF SCHEDULE

DIV. I ONLY	12- 4	4- 3	170
DIV. I NON-CONF.	8- 2	4- 2	109
<hr/>			
	Quadrant 1	Quadrant 2	Quadrant 3
OVERALL	1-1	2-1	2-2
HOME	0-0	1-0	1-1
AWAY	1-1	1-1	1-1
NEUTRAL	0-0	0-0	0-0
NON-CONFERENCE	1-1	2-0	2-1
HOME	0-0	1-0	1-0
AWAY	1-1	1-0	1-1
NEUTRAL	0-0	0-0	0-0
			Quadrant 4
			7-0
			6-0
			1-0
			0-0
			3-0
			2-0
			1-0
			0-0
			TOTALS
			12- 4
			8- 1
			4- 3
			0- 0
			8- 2
			4- 0
			4- 2
			0- 0

Q1: (H:1-30)(N:1-50)(A:1-75) 1-1 overall, 1-1 non_conference				Q2: (H:31-75)(N:51-100)(A:76-135) 2-1 overall, 2-0 non_conference				Q3: (H:76-160)(N:101-200)(A:136-240) 2-2 overall, 2-1 non_conference				Q4: (H:161+)(N:201+)(A:241+) 7-0 overall, 3-0 non_conference			
NET S Opponent Score				NET S Opponent Score				NET S Opponent Score				NET S Opponent Score			
(H 1-15)(N 1-25)(A 1-40)				(H 31-55)(N 51-75)(A 76-100)				(H 76-160)(N 101-200)(A 136-240)				(H:161+)(N:201+)(A:241+)			
15 A Purdue 62 73 1229				46 H Lipscomb 76 74 1204				117 H Western Ky. 80 74 1219				187 H Illinois St. 100 89 1110			
(H 16-30)(N 26-50)(A 41-75)				(H 56-75)(N 76-100)(A 101-135)				119 H Jacksonville St. 73 83 0103				223 H Eastern Ky. 109 93 0112			
46 A Lipscomb 87 83 1115				106 A UCLA 74 72 1215				161 A Samford 99 93 1129				254 H Morehead St. 77 60 0110			
Upcoming Games				119 A Jacksonville St. 80 91 0117				206 A Green Bay 92 *** 1201				301 H Middle Tenn. 92 73 1112			
45 A Murray St. 0124				Upcoming Games				Upcoming Games				313 H Tennessee St. 92 74 0119			
				135 A Austin Peay 0126				223 A Eastern Ky. 0207				339 H Tennessee Tech 79 67 0105			
												344 A Kennesaw St. 91 53 1124			
												Upcoming Games			
												254 A Morehead St. 0209			
												288 H Eastern Ill. 0221			
												313 A Tennessee St. 0214			
												315 H Southeast Mo. St. 0131			
												315 A Southeast Mo. St. 0302			
												324 H SIUE 0223			
												334 H UT Martin 0202			
												334 A UT Martin 0228			
												339 A Tennessee Tech 0216			

Non-Div I Games: Trevecca Nazaren 104 50

Average NET Win: 238 WON-LOST RECORD ROAD RECORD STRENGTH OF SCHEDULE
Average NET Loss: 53

DIV. I ONLY	11- 8	0- 3	94		
DIV. I NON-CONF.	9- 4	0- 0	171		
	Quadrant 1	Quadrant 2	Quadrant 3	Quadrant 4	TOTALS
OVERALL	1-4	0-4	1-0	9-0	11- 8
HOME	0-0	0-2	1-0	9-0	10- 2
AWAY	0-1	0-2	0-0	0-0	0- 3
NEUTRAL	1-3	0-0	0-0	0-0	1- 3
NON-CONFERENCE	1-3	0-1	0-0	8-0	9- 4
HOME	0-0	0-1	0-0	8-0	8- 1
AWAY	0-0	0-0	0-0	0-0	0- 0
NEUTRAL	1-3	0-0	0-0	0-0	1- 3

Q1: (H:1-30)(N:1-50)(A:1-75) 1-4 overall, 1-3 non_conference					Q2: (H:31-75)(N:51-100)(A:76-135) 0-4 overall, 0-1 non_conference					Q3: (H:76-160)(N:101-200)(A:136-240) 1-0 overall, 0-0 non_conference					Q4: (H:161+)(N:201+)(A:241+) 9-0 overall, 8-0 non_conference							
NET	S	Opponent	Score		NET	S	Opponent	Score		NET	S	Opponent	Score		NET	S	Opponent	Score				
(H 1-15)(N 1-25)(A 1-40)					(H 31-55)(N 51-75)(A 76-100)					126 H SMU 76 64 0110					217 H UMass Lowell 97 75 1127							
25	N	Iowa	72	91	1116	36	H	UCF	53	65	0105	Upcoming Games					231	H	UMKC	94	66	1111
32	A	Cincinnati	72	74	0112	54	H	Arizona	72	76	1202	108	H	South Fla.	0303	234	H	Cornell	91	74	1120	
-----					99	A	Tulsa	83	89	0116	111	H	Wichita St.	0126	240	H	Drexel	97	65	1218		
(H 16-30)(N 26-50)(A 41-75)					(H 56-75)(N 76-100)(A 101-135)					226	A	East Carolina	0310	254	H	Morehead St.	80	70	1108			
28	N	Villanova	58	81	1222											284	H	Lafayette	90	63	1205	
41	N	Florida St.	71	79	1208	108	A	South Fla.	68	76	0102						308	H	Tulane	87	71	0119
47	N	Syracuse	83	76	1115	-----										335	H	Manhattan	61	46	1215	
-----					Upcoming Games										Upcoming Games							
7	H	Houston	0214		32	H	Cincinnati	0224							226	H	East Carolina	0203				
36	A	UCF	0131		61	H	Temple	0307														
61	A	Temple	0206		111	A	Wichita St.	0228														
65	A	Memphis	0210		126	A	SMU	0221														

Non-Div I Games:

Average NET Win: 225 WON-LOST ROAD STRENGTH
Average NET Loss: 59 RECORD RECORD OF SCHEDULE

DIV. I ONLY		9- 8	1- 3	85	
DIV. I NON-CONF.		9- 3	1- 1	197	
	Quadrant 1	Quadrant 2	Quadrant 3	Quadrant 4	TOTALS
OVERALL	0-5	3-1	1-2	5-0	9- 8
HOME	0-2	2-0	1-2	5-0	8- 4
AWAY	0-2	1-1	0-0	0-0	1- 3
NEUTRAL	0-1	0-0	0-0	0-0	0- 1
NON-CONFERENCE	0-2	3-0	1-1	5-0	9- 3
HOME	0-0	2-0	1-1	5-0	8- 1
AWAY	0-1	1-0	0-0	0-0	1- 1
NEUTRAL	0-1	0-0	0-0	0-0	0- 1

Q1: (H:1-30)(N:1-50)(A:1-75) 0-5 overall, 0-2 non_conference						Q2: (H:31-75)(N:51-100)(A:76-135) 3-1 overall, 3-0 non_conference						Q3: (H:76-160)(N:101-200)(A:136-240) 1-2 overall, 1-1 non_conference						Q4: (H:161+)(N:201+)(A:241+) 5-0 overall, 5-0 non_conference					
NET	S	Opponent	Score			NET	S	Opponent	Score			NET	S	Opponent	Score			NET	S	Opponent	Score		
(H 1-15)(N 1-25)(A 1-40)						(H 31-55)(N 51-75)(A 76-100)						(H 76-160)(N 101-200)(A 136-240)						(H 161+)(N 201+)(A 241+)					
8	A	Kentucky	47	56	0112	53	H	Liberty	79	70	1119	112	H	South Carolina	71	74	0116	301	H	Middle Tenn.	79	51	1205
33	A	Kansas St.	58	69	1222	98	A	Southern California	82	78	1111	140	H	Kent St.	75	77	1123	313	H	Tennessee St.	95	76	1229
-----						-----						-----						-----					
(H 16-30)(N 26-50)(A 41-75)						(H 56-75)(N 76-100)(A 101-135)						Upcoming Games						Upcoming Games					
24	H	Ole Miss	71	81	0105	70	H	Arizona St.	81	65	1217	83	H	Arkansas	0306			Upcoming Games					
26	N	NC State	65	80	1201	102	A	Georgia	63	82	0109												
27	H	Mississippi St.	55	71	0119	-----																	
Upcoming Games						Upcoming Games																	
5	H	Tennessee	0123			35	H	Florida	0227														
5	A	Tennessee	0219			51	H	Alabama	0209														
8	H	Kentucky	0129			79	A	Missouri	0202														
13	A	LSU	0309			83	A	Arkansas	0205														
23	H	Auburn	0216			114	A	Texas A&M	0302														
30	A	Oklahoma	0126																				
35	A	Florida	0213																				
51	A	Alabama	0223																				

Non-Div I Games:

Average NET Win: 222

Average NET Loss: 56

WON-LOST
RECORD

ROAD
RECORD

STRENGTH
OF SCHEDULE

DIV. I ONLY		10- 8	2- 3	123
DIV. I NON-CONF.		8- 5	1- 2	253
Quadrant 1		Quadrant 2	Quadrant 3	Quadrant 4
OVERALL	1-6	1-0	0-2	8-0
HOME	0-2	0-0	0-2	8-0
AWAY	1-3	1-0	0-0	0-0
NEUTRAL	0-1	0-0	0-0	0-0
NON-CONFERENCE	0-3	1-0	0-2	7-0
HOME	0-0	0-0	0-2	7-0
AWAY	0-2	1-0	0-0	0-0
NEUTRAL	0-1	0-0	0-0	0-0
				TOTALS
				10- 8
				8- 4
				2- 3
				0- 1
				8- 5
				7- 2
				1- 2
				0- 1

Q1: (H:1-30)(N:1-50)(A:1-75) 1-6 overall, 0-3 non_conference					Q2: (H:31-75)(N:51-100)(A:76-135) 1-0 overall, 1-0 non_conference					Q3: (H:76-160)(N:101-200)(A:136-240) 0-2 overall, 0-2 non_conference					Q4: (H:161+)(N:201+)(A:241+) 8-0 overall, 7-0 non_conference					
NET	S	Opponent	Score		NET	S	Opponent	Score		NET	S	Opponent	Score		NET	S	Opponent	Score		
(H 1-15)(N 1-25)(A 1-40)					(H 31-55)(N 51-75)(A 76-100)					(H 76-160)(N 101-200)(A 136-240)					(H:161+)(N:201+)(A:241+)					
5	A	Tennessee	53	66	1113	83	A	Arkansas	69 65	1219	102	H	Georgia	59 70	1222	174	H	Wake Forest	92 79	0105
12	H	Virginia Tech	49	52	0109						157	H	Gardner-Webb	69 79	1217	200	H	UTRGV	72 44	1121
14	H	Louisville	51	79	0119											226	H	East Carolina	79 54	1116
----- (H 16-30)(N 26-50)(A 41-75)					(H 56-75)(N 76-100)(A 101-135)					----- Upcoming Games					----- Upcoming Games					
40	N	St. John's (NY)	73	76	1201	41	H	Florida St.		0216	78	H	Notre Dame		0122	242	H	Prairie View	65 54	1123
47	A	Syracuse	73	59	0112	55	H	Pittsburgh		0220	124	H	Boston College		0303	251	H	Lamar University	88 69	1109
57	A	Northwestern	61	67	1128	59	H	Clemson		0206						325	H	Florida A&M	73 40	1209
59	A	Clemson	60	72	0116	78	A	Notre Dame		0210						331	H	USC Upstate	79 63	0102
----- Upcoming Games					93	A	Miami (FL)		0223							344	H	Kennesaw St.	87 57	1228
1	A	Virginia			0227											----- Upcoming Games				
2	A	Duke			0126															
9	H	North Carolina			0129															
12	A	Virginia Tech			0213															
26	A	NC State			0306															
41	A	Florida St.			0202															

Non-Div I Games:

Average NET Win: 199

WON-LOST
RECORD

ROAD
RECORD

STRENGTH
OF SCHEDULE

Average NET Loss: 113

DIV. I ONLY		11- 6	6- 5	136
DIV. I NON-CONF.		5- 6	3- 5	31
Quadrant 1		Quadrant 2	Quadrant 3	Quadrant 4
OVERALL	1-3	1-0	4-3	5-0
HOME	0-0	0-0	2-0	3-0
AWAY	1-3	1-0	2-2	2-0
NEUTRAL	0-0	0-0	0-1	0-0
NON-CONFERENCE	1-3	1-0	2-3	1-0
HOME	0-0	0-0	1-0	1-0
AWAY	1-3	1-0	1-2	0-0
NEUTRAL	0-0	0-0	0-1	0-0
				TOTALS
				11- 6
				5- 0
				6- 5
				0- 1
				5- 6
				2- 0
				3- 5
				0- 1

Q1: (H:1-30)(N:1-50)(A:1-75) 1-3 overall, 1-3 non_conference					Q2: (H:31-75)(N:51-100)(A:76-135) 1-0 overall, 1-0 non_conference					Q3: (H:76-160)(N:101-200)(A:136-240) 4-3 overall, 2-3 non_conference					Q4: (H:161+)(N:201+)(A:241+) 5-0 overall, 1-0 non_conference				
NET	S	Opponent	Score		NET	S	Opponent	Score		NET	S	Opponent	Score		NET	S	Opponent	Score	
(H 1-15)(N 1-25)(A 1-40)					(H 31-55)(N 51-75)(A 76-100)					(H 76-160)(N 101-200)(A 136-240)					(H:161+)(N:201+)(A:241+)				
20	A	Maryland	64	78	1229	78	A	Notre Dame	63 60 1114	134	H	Ga. Southern	80 68 1221	202	H	Presbyterian	79 77 0112		
-----					-----					-----					-----				
(H 16-30)(N 26-50)(A 41-75)					(H 56-75)(N 76-100)(A 101-135)					(H 76-160)(N 101-200)(A 136-240)					(H:161+)(N:201+)(A:241+)				
43	A	Texas	62	59	1130	-----					150	N	Duquesne	64 69 1117	210	H	UIC	88 78 1109	
58	A	UNC Greensboro	58	65	1218	Upcoming Games					155	A	Ohio	69 78 1208	235	H	Longwood	71 64 0105	
59	A	Clemson	66	74	1215						157	H	Gardner-Webb	75 58 0117	331	A	USC Upstate	79 72 0110	
-----															-----				
Upcoming Games															Upcoming Games				

Non-Div I Games:	Glenville St	102 69	Mars Hill	80 51	Davis & Elkins	91 57
------------------	--------------	--------	-----------	-------	----------------	-------

Average NET Win: 183

WON-LOST RECORD

ROAD RECORD

STRENGTH OF SCHEDULE

Average NET Loss: 130

DIV. I ONLY		10- 6	5- 2	157	
DIV. I NON-CONF.		10- 4	5- 1	176	

	Quadrant 1	Quadrant 2	Quadrant 3	Quadrant 4	TOTALS
OVERALL	2-2	0-1	4-1	4-2	10- 6
HOME	1-0	0-0	1-0	2-2	4- 2
AWAY	1-1	0-0	2-1	2-0	5- 2
NEUTRAL	0-1	0-1	1-0	0-0	1- 2
NON-CONFERENCE	2-2	0-1	4-0	4-1	10- 4
HOME	1-0	0-0	1-0	2-1	4- 1
AWAY	1-1	0-0	2-0	2-0	5- 1
NEUTRAL	0-1	0-1	1-0	0-0	1- 2

Q1: (H:1-30)(N:1-50)(A:1-75) 2-2 overall, 2-2 non_conference		Q2: (H:31-75)(N:51-100)(A:76-135) 0-1 overall, 0-1 non_conference		Q3: (H:76-160)(N:101-200)(A:136-240) 4-1 overall, 4-0 non_conference		Q4: (H:161+)(N:201+)(A:241+) 4-2 overall, 4-1 non_conference	
NET S Opponent Score (H 1-15)(N 1-25)(A 1-40)		NET S Opponent Score (H 31-55)(N 51-75)(A 76-100)		NET S Opponent Score (H 76-100)(N 101-135)(A 136-160)		NET S Opponent Score (H 161-200)(N 201-240)(A 241-280)	
----- (H 16-30)(N 26-50)(A 41-75)		----- (H 56-75)(N 76-100)(A 101-135)		----- (H 101-135)(N 136-160)(A 161-190)		----- (H 201-240)(N 241-280)(A 281-320)	
28 H Villanova 78 75 1211				129 H Brown 0309		167 H Princeton 53 62 0112	
33 N Kansas St. 48 64 1118				148 H Harvard 0216		219 H Rice 92 76 1109	
60 A Toledo 45 77 1229		73 N Oregon St. 58 74 1119		148 A Harvard 0301		274 A La Salle 83 65 1208	
61 A Temple 77 70 0119		-----		158 A Saint Joseph's 0126		277 H Monmouth 74 76 1231	
Upcoming Games		Upcoming Games		193 A Dartmouth 0302		284 H Lafayette 91 61 1113	
74 A Yale 0209		74 H Yale 0308		234 A Cornell 0201		350 A Delaware St. 76 48 1127	
		129 A Brown 0208				Upcoming Games	
						193 H Dartmouth 0215	
						234 H Cornell 0223	
						243 A Columbia 0202	
						243 H Columbia 0222	

Non-Div I Games: Stockton 112 63

Average NET Win: 217

WON-LOST RECORD

ROAD RECORD

STRENGTH OF SCHEDULE

Average NET Loss: 55

DIV. I ONLY	9- 8	0- 3	51
DIV. I NON-CONF.	8- 4	0- 1	151
Quadrant 1		Quadrant 2	Quadrant 3
OVERALL	0-4	1-3	1-1
HOME	0-2	0-0	1-1
AWAY	0-2	0-1	0-0
NEUTRAL	0-0	1-2	0-0
NON-CONFERENCE	0-0	1-3	1-1
HOME	0-0	0-0	1-1
AWAY	0-0	0-1	0-0
NEUTRAL	0-0	1-2	0-0
		Quadrant 4	TOTALS
		7-0	9- 8
		6-0	7- 3
		0-0	0- 3
		1-0	2- 2
		6-0	8- 4
		5-0	6- 1
		0-0	0- 1
		1-0	2- 2

Q1: (H:1-30)(N:1-50)(A:1-75) 0-4 overall, 0-0 non_conference				Q2: (H:31-75)(N:51-100)(A:76-135) 1-3 overall, 1-3 non_conference				Q3: (H:76-160)(N:101-200)(A:136-240) 1-1 overall, 1-1 non_conference				Q4: (H:161+)(N:201+)(A:241+) 7-0 overall, 6-0 non_conference			
NET S Opponent Score	(H 1-15)(N 1-25)(A 1-40)			NET S Opponent Score	(H 31-55)(N 51-75)(A 76-100)			NET S Opponent Score	(H 76-100)(N 101-135)(A 136-170)			NET S Opponent Score	(H 161-200)(N 201-240)(A 241-280)		
9 H North Carolina	76	85	0119	56 N Seton Hall	81	83	1125	130 H Rutgers	54	57	1128	174 H Wake Forest	76	65	0112
14 A Louisville	73	90	0106	64 N Fresno St.	78	76	1123	151 H Lehigh	83	62	1109	178 H Fla. Atlantic	75	55	1222
(H 16-30)(N 26-50)(A 41-75)				74 N Yale	73	77	1201	Upcoming Games				248 H Campbell	73	62	1229
26 H NC State	82	87	0103	92 A Penn	75	89	1204	78 H Notre Dame			0206	266 H Houston Baptist	80	73	1219
41 A Florida St.	62	68	0109	(H 56-75)(N 76-100)(A 101-135)				90 H Georgia Tech			0223	274 N La Salle	85	49	1122
Upcoming Games				Upcoming Games				174 A Wake Forest			0226	280 H SFA	96	58	1113
1 A Virginia			0202	41 H Florida St.			0127	Upcoming Games				314 H Bethune-Cookman	78	70	1117
2 A Duke			0302	55 H Pittsburgh			0305								
9 H North Carolina			0209	59 H Clemson			0213								
12 H Virginia Tech			0130	124 A Boston College			0217								
12 A Virginia Tech			0308												
47 A Syracuse			0124												

M
i
a
m
i
(
F
L
)

M
i
a
m
i
(
F
L
)

Non-Div I Games:

Average NET Win: 151 WON-LOST ROAD STRENGTH
Average NET Loss: 53 RECORD RECORD OF SCHEDULE

DIV. I ONLY	9- 10	0- 3	17		
DIV. I NON-CONF.	8- 4	0- 0	40		

	Quadrant 1	Quadrant 2	Quadrant 3	Quadrant 4	TOTALS
OVERALL	1-6	1-2	4-2	3-0	9- 10
HOME	1-2	1-2	3-0	2-0	7- 4
AWAY	0-3	0-0	0-0	0-0	0- 3
NEUTRAL	0-1	0-0	1-2	1-0	2- 3
NON-CONFERENCE	0-2	1-0	4-2	3-0	8- 4
HOME	0-1	1-0	3-0	2-0	6- 1
AWAY	0-0	0-0	0-0	0-0	0- 0
NEUTRAL	0-1	0-0	1-2	1-0	2- 3

Q1: (H:1-30)(N:1-50)(A:1-75) 1-6 overall, 0-2 non_conference				Q2: (H:31-75)(N:51-100)(A:76-135) 1-2 overall, 1-0 non_conference				Q3: (H:76-160)(N:101-200)(A:136-240) 4-2 overall, 4-2 non_conference				Q4: (H:161+)(N:201+)(A:241+) 3-0 overall, 3-0 non_conference			
NET	S	Opponent	Score	NET	S	Opponent	Score	NET	S	Opponent	Score	NET	S	Opponent	Score
		(H 1-15)(N 1-25)(A 1-40)				(H 31-55)(N 51-75)(A 76-100)									
10	H	Buffalo	94 99 1109	49	H	Baylor	73 85 0121	117	N	Western Ky.	57 63 1116	172	H	Valparaiso	88 76 1124
11	H	Texas Tech	59 62 0102	55	H	Pittsburgh	69 59 1208	119	H	Jacksonville St.	74 72 1222	260	H	Youngstown St.	106 72 1201
31	A	TCU	67 98 0115					128	N	Rhode Island	70 83 1216	277	N	Monmouth	71 53 1115
33	A	Kansas St.	69 71 0109			(H 56-75)(N 76-100)(A 101-135)		151	H	Lehigh	78 68 1230	-----			
		(H 16-30)(N 26-50)(A 41-75)						153	H	Rider	92 78 1128	Upcoming Games			
16	H	Kansas	65 64 0119	72	H	Oklahoma St.	77 85 0112	158	N	Saint Joseph's	97 90 1118				
35	N	Florida	56 66 1204			Upcoming Games		Upcoming Games							
43	A	Texas	54 61 0105	31	H	TCU	0226								
		Upcoming Games		33	H	Kansas St.	0218								
5	A	Tennessee	0126	43	H	Texas	0209								
11	A	Texas Tech	0204												
16	A	Kansas	0216												
17	A	Iowa St.	0130												
17	H	Iowa St.	0306												
30	H	Oklahoma	0202												
30	A	Oklahoma	0302												
49	A	Baylor	0223												
72	A	Oklahoma St.	0309												

Non-Div I Games:

Average NET Win: 241 WON-LOST ROAD STRENGTH
Average NET Loss: 77 RECORD RECORD OF SCHEDULE

DIV. I ONLY	12- 7	2- 4	238
DIV. I NON-CONF.	7- 6	1- 3	278
Quadrant 1		Quadrant 2	Quadrant 3
OVERALL	0-3	0-3	4-1
HOME	0-0	0-0	2-0
AWAY	0-2	0-2	2-0
NEUTRAL	0-1	0-1	0-1
NON-CONFERENCE	0-2	0-3	2-1
HOME	0-0	0-0	1-0
AWAY	0-1	0-2	1-0
NEUTRAL	0-1	0-1	0-1
		Quadrant 4	TOTALS
		8-0	12- 7
		7-0	9- 0
		0-0	2- 4
		1-0	1- 3
		5-0	7- 6
		4-0	5- 0
		0-0	1- 3
		1-0	1- 3

Q1: (H:1-30)(N:1-50)(A:1-75) 0-3 overall, 0-2 non_conference				Q2: (H:31-75)(N:51-100)(A:76-135) 0-3 overall, 0-3 non_conference				Q3: (H:76-160)(N:101-200)(A:136-240) 4-1 overall, 2-1 non_conference				Q4: (H:161+)(N:201+)(A:241+) 8-0 overall, 5-0 non_conference			
NET S Opponent Score				NET S Opponent Score				NET S Opponent Score				NET S Opponent Score			
(H 1-15)(N 1-25)(A 1-40)				(H 31-55)(N 51-75)(A 76-100)				(H 76-100)(N 101-135)(A 136-160)				(H 161-200)(N 201-240)(A 241-278)			
22 N Nevada 66 74 1209				56 N Seton Hall 75 82 1122				104 N Utah 66 75 1123				169 H Seattle U 71 57 0105			
(H 16-30)(N 26-50)(A 41-75)				(H 56-75)(N 76-100)(A 101-135)				127 H Utah Valley 71 60 0103				211 H Arkansas St. 96 72 1116			
43 A Texas 60 98 1215				116 A San Diego 58 61 1229				143 H Boise St. 69 67 1201				231 H UMKC 78 50 0119			
75 A New Mexico St. 75 77 0110				122 A South Dakota St. 74 79 1106				198 A UNI 73 62 1219				274 N La Salle 82 70 1125			
Upcoming Games				Upcoming Games				200 A UTRGV 69 65 0112				294 H Jacksonville 76 59 1112			
				75 H New Mexico St. 0209				Upcoming Games				347 H Chicago St. 80 46 0117			
				127 A Utah Valley 0307				169 A Seattle U 0309				350 H Delaware St. 89 47 1110			
								170 A CSU Bakersfield 0202				351 H Mississippi Val. 85 64 1222			
								214 A California Baptist 0126				Upcoming Games			
								231 A UMKC 0214				170 H CSU Bakersfield 0302			
												200 H UTRGV 0207			
												214 H California Baptist 0221			
												347 A Chicago St. 0216			

Grand Canyon

Grand Canyon

Non-Div I Games:

Average NET Win: 217 WON-LOST ROAD STRENGTH
Average NET Loss: 69 RECORD RECORD OF SCHEDULE

DIV. I ONLY	11- 6	2- 3	204		
DIV. I NON-CONF.	8- 3	0- 2	345		

	Quadrant 1	Quadrant 2	Quadrant 3	Quadrant 4	TOTALS
OVERALL	2-2	1-2	1-2	7-0	11- 6
HOME	0-0	1-1	1-2	7-0	9- 3
AWAY	2-2	0-1	0-0	0-0	2- 3
NEUTRAL	0-0	0-0	0-0	0-0	0- 0
NON-CONFERENCE	0-1	0-1	1-1	7-0	8- 3
HOME	0-0	0-0	1-1	7-0	8- 1
AWAY	0-1	0-1	0-0	0-0	0- 2
NEUTRAL	0-0	0-0	0-0	0-0	0- 0

Q1: (H:1-30)(N:1-50)(A:1-75) 2-2 overall, 0-1 non_conference					Q2: (H:31-75)(N:51-100)(A:76-135) 1-2 overall, 0-1 non_conference					Q3: (H:76-160)(N:101-200)(A:136-240) 1-2 overall, 1-1 non_conference					Q4: (H:161+)(N:201+)(A:241+) 7-0 overall, 7-0 non_conference								
NET	S	Opponent	Score		NET	S	Opponent	Score		NET	S	Opponent	Score		NET	S	Opponent	Score					
(H 1-15)(N 1-25)(A 1-40)					(H 31-55)(N 51-75)(A 76-100)					(H 76-160)(N 101-200)(A 136-240)					(H 161+)(N 201+)(A:241+)								
28	A	Villanova	68	73	0102	44	H	Butler	69	87	0116	76	H	Penn St.	72	70	1115	210	H	UIC	90	70	1214
40	A	St. John's (NY)	79	71	0112	78	A	Notre Dame	70	95	1124	80	H	Xavier	65	74	1229	296	H	Cleveland St.	83	73	1128
-----					-----					-----					-----								
(H 16-30)(N 26-50)(A 41-75)					(H 56-75)(N 76-100)(A 101-135)					Upcoming Games					Upcoming Games								
56	A	Seton Hall	97	93	0119	56	H	Seton Hall	75	74	0106	84	H	Providence	0202		327	H	Morgan St.	91	63	1112	
57	A	Northwestern	68	75	1208	-----					103	H	Georgetown	0306		340	H	Incarnate Word	81	71	1219		
Upcoming Games					Upcoming Games					Upcoming Games					Upcoming Games								
19	A	Marquette	0123		40	H	St. John's (NY)	0303							347	H	Chicago St.	104	70	1212			
19	H	Marquette	0212		62	H	Creighton	0220							-----								
28	H	Villanova	0130		80	A	Xavier	0209															
44	A	Butler	0216		84	A	Providence	0127															
62	A	Creighton	0309		103	A	Georgetown	0227															

Non-Div I Games:

Average NET Win: 214

WON-LOST

ROAD

STRENGTH

Average NET Loss: 89

RECORD

ROAD RECORD

STRENGTH OF SCHEDULE

DIV. I ONLY		11- 7	3- 2	69	
DIV. I NON-CONF.		6- 6	1- 1	96	
	Quadrant 1	Quadrant 2	Quadrant 3	Quadrant 4	TOTALS
OVERALL	0-2	1-1	2-4	8-0	11- 7
HOME	0-1	0-1	0-1	7-0	7- 3
AWAY	0-0	1-0	2-2	0-0	3- 2
NEUTRAL	0-1	0-0	0-1	1-0	1- 2
NON-CONFERENCE	0-2	0-1	1-3	5-0	6- 6
HOME	0-1	0-1	0-1	4-0	4- 3
AWAY	0-0	0-0	1-1	0-0	1- 1
NEUTRAL	0-1	0-0	0-1	1-0	1- 2

[illegible]

n-Div I Games: Benedictine (II) 75 47

Average NET Win: 217

WON-LOST RECORD

ROAD RECORD

STRENGTH OF SCHEDULE

Average NET Loss: 64

DIV. I ONLY	10- 8	0- 4	105
DIV. I NON-CONF.	7- 6	0- 2	104
Quadrant 1		Quadrant 2	Quadrant 3
OVERALL	0-6	0-0	3-2
HOME	0-1	0-0	2-1
AWAY	0-3	0-0	0-1
NEUTRAL	0-2	0-0	1-0
NON-CONFERENCE	0-4	0-0	1-2
HOME	0-1	0-0	0-1
AWAY	0-1	0-0	0-1
NEUTRAL	0-2	0-0	1-0
		Quadrant 4	TOTALS
		7-0	10- 8
		7-0	9- 2
		0-0	0- 4
		0-0	1- 2
		6-0	7- 6
		6-0	6- 2
		0-0	0- 2
		0-0	1- 2

Q1: (H:1-30)(N:1-50)(A:1-75) 0-6 overall, 0-4 non_conference					Q2: (H:31-75)(N:51-100)(A:76-135) 0-0 overall, 0-0 non_conference					Q3: (H:76-160)(N:101-200)(A:136-240) 3-2 overall, 1-2 non_conference					Q4: (H:161+)(N:201+)(A:241+) 7-0 overall, 6-0 non_conference				
NET	S	Opponent	Score		NET	S	Opponent	Score		NET	S	Opponent	Score		NET	S	Opponent	Score	
(H 1-15)(N 1-25)(A 1-40)					(H 31-55)(N 51-75)(A 76-100)					(H 76-160)(N 101-200)(A 136-240)					(H 161+)(N 201+)(A 241+)				
11	N	Texas Tech	63	78	1119					89	H	Vanderbilt	78	82	1111	170	H	CSU Bakersfield	90 75 1125
30	A	Oklahoma	70	81	1215					106	H	UCLA	80	67	0119	196	H	Long Beach St.	75 65 1128
					(H 56-75)(N 76-100)(A 101-135)														
(H 16-30)(N 26-50)(A 41-75)																			
22	H	Nevada	61	73	1201	54	H	Arizona	0124	100	H	Colorado			0209	348	H	Stetson	95 59 1114
31	N	TCU	61	96	1207	68	H	Oregon	0221	104	H	Utah			0206	Upcoming Games			
68	A	Oregon	60	81	0113	70	H	Arizona St.	0126	197	A	Washington St.			0202				
73	A	Oregon St.	74	79	0110	73	H	Oregon St.	0223	Upcoming Games									
Upcoming Games					Upcoming Games					Upcoming Games					Upcoming Games				
37	A	Washington			0130	100	A	Colorado	0309										
					104 A Utah 0307														
					106 A UCLA 0228														
					113 A Stanford 0213														

Non-Div I Games:

Average NET Win: 192 WON-LOST ROAD STRENGTH
Average NET Loss: 69 RECORD RECORD OF SCHEDULE

DIV. I ONLY	12- 7	1- 4	65
DIV. I NON-CONF.	10- 3	1- 1	229
Quadrant 1		Quadrant 2	Quadrant 3
OVERALL	0-3	3-3	2-1
HOME	0-0	2-1	2-0
AWAY	0-2	0-2	0-0
NEUTRAL	0-1	1-0	0-1
NON-CONFERENCE	0-1	3-1	0-1
HOME	0-0	2-0	0-0
AWAY	0-0	0-1	0-0
NEUTRAL	0-1	1-0	0-1
		Quadrant 4	TOTALS
		7-0	12- 7
		6-0	10- 1
		1-0	1- 4
		0-0	1- 2
		7-0	10- 3
		6-0	8- 0
		1-0	1- 1
		0-0	1- 2

Q1: (H:1-30)(N:1-50)(A:1-75) 0-3 overall, 0-1 non_conference						Q2: (H:31-75)(N:51-100)(A:76-135) 3-3 overall, 3-1 non_conference						Q3: (H:76-160)(N:101-200)(A:136-240) 2-1 overall, 0-1 non_conference						Q4: (H:161+)(N:201+)(A:241+) 7-0 overall, 7-0 non_conference					
NET	S	Opponent	Score			NET	S	Opponent	Score			NET	S	Opponent	Score			NET	S	Opponent	Score		
(H 1-15)(N 1-25)(A 1-40)						(H 31-55)(N 51-75)(A 76-100)						(H 76-160)(N 101-200)(A 136-240)						(H:161+)(N:201+)(A:241+)					
7	A	Houston	56	74	0102	32	H	Cincinnati	65	70	0110	88	H	UConn	89	83	0116	214	H	California Baptist	82	79	1116
22	N	Nevada	86	96	1122	33	H	Kansas St.	47	46	1208	108	H	South Fla.	78	75	0105	215	H	UT Arlington	72	58	1127
36	A	UCF	62	64	0119	-----						156	N	Southern Ill.	69	79	1123	237	H	Little Rock	88	78	1119
(H 16-30)(N 26-50)(A 41-75)						(H 56-75)(N 76-100)(A 101-135)						Upcoming Games											
-----						72	H	Oklahoma St.	74	71	1205	111	H	Wichita St.	0220			275	H	New Orleans	70	60	1213
Upcoming Games						82	N	Dayton	72	67	1216	226	A	East Carolina	0217			298	A	Oral Roberts	69	59	1222
7	H	Houston	0127			104	A	Utah	64	69	1201							338	H	South Carolina St.	74	52	1110
32	A	Cincinnati	0124			126	A	SMU	57	77	0112							345	H	Alcorn	73	56	1106
61	A	Temple	0223			Upcoming Games												Upcoming Games					
65	A	Memphis	0309			61	H	Temple	0209									226	H	East Carolina	0303		
						65	H	Memphis	0130									308	A	Tulane	0214		
						111	A	Wichita St.	0202									308	H	Tulane	0228		

Non-Div I Games:

Average NET Win: 213

Average NET Loss: 104

WON-LOST
RECORD

ROAD
RECORD

STRENGTH
OF SCHEDULE

DIV. I ONLY	10- 7	2- 5	140
DIV. I NON-CONF.	9- 3	2- 2	241
Quadrant 1		Quadrant 2	Quadrant 3
OVERALL	0-2	0-3	2-2
HOME	0-0	0-1	1-0
AWAY	0-2	0-2	1-1
NEUTRAL	0-0	0-0	0-1
NON-CONFERENCE	0-0	0-1	2-2
HOME	0-0	0-0	1-0
AWAY	0-0	0-1	1-1
NEUTRAL	0-0	0-0	0-1
		Quadrant 4	TOTALS
		8-0	10- 7
		6-0	7- 1
		1-0	2- 5
		1-0	1- 1
		7-0	9- 3
		5-0	6- 0
		1-0	2- 2
		1-0	1- 1

Q1: (H:1-30)(N:1-50)(A:1-75) 0-2 overall, 0-0 non_conference					Q2: (H:31-75)(N:51-100)(A:76-135) 0-3 overall, 0-1 non_conference					Q3: (H:76-160)(N:101-200)(A:136-240) 2-2 overall, 2-2 non_conference					Q4: (H:161+)(N:201+)(A:241+) 8-0 overall, 7-0 non_conference				
NET	S	Opponent	Score		NET	S	Opponent	Score		NET	S	Opponent	Score		NET	S	Opponent	Score	
(H 1-15)(N 1-25)(A 1-40)					(H 31-55)(N 51-75)(A 76-100)					(H 76-160)(N 101-200)(A 136-240)					(H 161+)(N 201+)(A 241+)				
-----					-----					-----					-----				
(H 16-30)(N 26-50)(A 41-75)					(H 56-75)(N 76-100)(A 101-135)					Upcoming Games					Upcoming Games				
54	A	Arizona	56	64 0103	104	A	Utah	69	78 0120	98	H	Southern California		0309	225	N	Charlotte	68	53 1225
70	A	Arizona St.	61	83 0105	116	A	San Diego	64	70 1120	104	H	Utah		0302	241	A	Air Force	93	56 1124
-----					-----					-----					-----				
Upcoming Games					Upcoming Games					Upcoming Games					Upcoming Games				
37	A	Washington		0223						106	H	UCLA		0307	318	H	Portland	93	69 1128

Non-Div I Games:

Average NET Win: 185 WON-LOST ROAD STRENGTH
Average NET Loss: 96 RECORD RECORD OF SCHEDULE

DIV. I ONLY	11- 8	4- 4	76		
DIV. I NON-CONF.	6- 6	2- 3	38		
	Quadrant 1	Quadrant 2	Quadrant 3	Quadrant 4	TOTALS
OVERALL	0-5	1-1	4-0	6-2	11- 8
HOME	0-0	0-0	1-0	5-2	6- 2
AWAY	0-4	0-0	3-0	1-0	4- 4
NEUTRAL	0-1	1-1	0-0	0-0	1- 2
NON-CONFERENCE	0-4	1-1	2-0	3-1	6- 6
HOME	0-0	0-0	0-0	3-1	3- 1
AWAY	0-3	0-0	2-0	0-0	2- 3
NEUTRAL	0-1	1-1	0-0	0-0	1- 2

Q1: (H:1-30)(N:1-50)(A:1-75) 0-5 overall, 0-4 non_conference				Q2: (H:31-75)(N:51-100)(A:76-135) 1-1 overall, 1-1 non_conference				Q3: (H:76-160)(N:101-200)(A:136-240) 4-0 overall, 2-0 non_conference				Q4: (H:161+)(N:201+)(A:241+) 6-2 overall, 3-1 non_conference			
NET S Opponent Score				NET S Opponent Score				NET S Opponent Score				NET S Opponent Score			
(H 1-15)(N 1-25)(A 1-40)				(H 31-55)(N 51-75)(A 76-100)				(H 76-160)(N 101-200)(A 136-240)				(H 161-300)(N 201-300)(A 241-300)			
12 N Virginia Tech 60 88 1116				51 N Alabama 68 52 1115				115 H Col. of Charleston 69 60 0117				164 H Eastern Mich. 81 67 1201			
(H 16-30)(N 26-50)(A 41-75)				71 N Davidson 59 71 1118				148 A Harvard 81 71 1109				181 H St. Bonaventure 64 59 1221			
47 A Syracuse 49 72 1204				(H 56-75)(N 76-100)(A 101-135)				163 A Bucknell 96 78 1128				208 H Delaware 80 82 1230			
50 A Hofstra 72 75 0105				Upcoming Games				209 A William & Mary 90 70 0112				222 H UNCW 88 71 0119			
69 A Vermont 70 75 1216				Upcoming Games				Upcoming Games				228 H Oakland 92 83 1208			
71 A Davidson 69 78 1124				50 H Hofstra 0202				208 A Delaware 0228				236 H Boston U. 74 77 1106			
Upcoming Games				115 A Col. of Charleston 0216				222 A UNCW 0214				240 H Drexel 93 83 1228			
								233 A James Madison 0126				309 A Elon 81 70 0110			
								240 A Drexel 0302				Upcoming Games			
												209 H William & Mary 0207			
												233 H James Madison 0221			
												283 A Towson 0124			
												283 H Towson 0223			
												309 H Elon 0209			

Non-Div I Games:

Average NET Win:210

Average NET Loss:48

WON-LOST
RECORD

ROAD
RECORD

STRENGTH
OF SCHEDULE

DIV. I ONLY		9- 8	1- 3	58	
DIV. I NON-CONF.		8- 4	1- 1	182	
Quadrant 1		Quadrant 2	Quadrant 3	Quadrant 4	TOTALS
OVERALL	0-4	1-3	2-1	6-0	9- 8
HOME	0-1	0-2	1-0	6-0	7- 3
AWAY	0-3	1-0	0-0	0-0	1- 3
NEUTRAL	0-0	0-1	1-1	0-0	1- 2
NON-CONFERENCE	0-1	1-2	1-1	6-0	8- 4
HOME	0-0	0-1	0-0	6-0	6- 1
AWAY	0-1	1-0	0-0	0-0	1- 1
NEUTRAL	0-0	0-1	1-1	0-0	1- 2

Q1: (H:1-30)(N:1-50)(A:1-75) 0-4 overall, 0-1 non_conference				Q2: (H:31-75)(N:51-100)(A:76-135) 1-3 overall, 1-2 non_conference				Q3: (H:76-160)(N:101-200)(A:136-240) 2-1 overall, 1-1 non_conference				Q4: (H:161+)(N:201+)(A:241+) 6-0 overall, 6-0 non_conference			
NET	S	Opponent	Score	NET	S	Opponent	Score	NET	S	Opponent	Score	NET	S	Opponent	Score
		(H 1-15)(N 1-25)(A 1-40)				(H 31-55)(N 51-75)(A 76-100)									
5	A	Tennessee	50 96 0105	35	H	Florida	52 62 0119	89	H	Vanderbilt	82 63 0109	195	H	Sam Houston St.	75 64 1116
8	H	Kentucky	49 69 0115	59	N	Clemson	49 64 1120	120	N	Georgia St.	67 91 1121	203	H	Massachusetts	91 72 1230
23	A	Auburn	78 93 0112	90	A	Georgia Tech	70 59 1222	187	N	Illinois St.	80 68 1119	213	H	Texas Southern	92 75 1203
(H 16-30)(N 26-50)(A 41-75)				(H 56-75)(N 76-100)(A 101-135)				Upcoming Games				228	H	Oakland	81 69 1218
61	A	Temple	77 81 1113	70	H	Arizona St.	74 76 1215	79	H	Missouri	0306	342	H	Savannah St.	110 76 1109
Upcoming Games				Upcoming Games				112	H	South Carolina	0202	344	H	Kennesaw St.	84 51 1127
13	A	LSU	0123	43	H	Texas	0126					Upcoming Games			
13	H	LSU	0216	83	A	Arkansas	0129								
23	H	Auburn	0227	112	A	South Carolina	0309								
24	H	Ole Miss	0209	114	A	Texas A&M	0212								
24	A	Ole Miss	0223												
27	H	Mississippi St.	0220												
35	A	Florida	0302												
51	A	Alabama	0206												

G
e
o
r
g
i
a

G
e
o
r
g
i
a

Non-Div I Games:

Average NET Win: 195 WON-LOST ROAD RECORD STRENGTH OF SCHEDULE
Average NET Loss: 75 RECORD

DIV. I ONLY	12- 7	2- 2	128
DIV. I NON-CONF.	10- 3	1- 1	267
Quadrant 1		Quadrant 2	Quadrant 3
OVERALL	1-2	2-3	2-2
HOME	0-1	1-2	1-1
AWAY	1-1	1-1	0-0
NEUTRAL	0-0	0-0	1-1
NON-CONFERENCE	0-1	2-0	1-2
HOME	0-0	1-0	0-1
AWAY	0-1	1-0	0-0
NEUTRAL	0-0	0-0	1-1
		Quadrant 4	TOTALS
		7-0	12- 7
		7-0	9- 4
		0-0	2- 2
		0-0	1- 1
		7-0	10- 3
		7-0	8- 1
		0-0	1- 1
		0-0	1- 1

Q1: (H:1-30)(N:1-50)(A:1-75) 1-2 overall, 0-1 non_conference				Q2: (H:31-75)(N:51-100)(A:76-135) 2-3 overall, 2-0 non_conference				Q3: (H:76-160)(N:101-200)(A:136-240) 2-2 overall, 1-2 non_conference				Q4: (H:161+)(N:201+)(A:241+) 7-0 overall, 7-0 non_conference			
NET S Opponent Score				NET S Opponent Score				NET S Opponent Score				NET S Opponent Score			
(H 1-15)(N 1-25)(A 1-40)				(H 31-55)(N 51-75)(A 76-100)				(H 76-160)(N 101-200)(A 136-240)				(H 161+)(N 201+)(A 241+)			
-----				40 H St. John's (NY) 94 97 0105				84 H Providence 96 90 0112				201 H Richmond 90 82 1128			
(H 16-30)(N 26-50)(A 41-75)				53 H Liberty 88 78 1203				108 N South Fla. 76 73 1118				237 H Little Rock 102 94 1222			
19 H Marquette 71 74 0115				80 A Xavier 75 81 0109				126 H SMU 73 81 1215				248 H Campbell 93 85 1124			
44 A Butler 84 76 0102				-----				154 N Loyola Marymount 52 65 1116				281 H Central Conn. St. 85 78 1110			
47 A Syracuse 71 72 1208				(H 56-75)(N 76-100)(A 101-135)				Upcoming Games				292 H Appalachian St. 83 73 1218			
Upcoming Games				62 H Creighton 87 91 0121				80 H Xavier 0131				326 H Howard 102 67 1229			
19 A Marquette 0309				110 A Illinois 88 80 1113				96 H DePaul 0227				352 H UMES 68 53 1106			
28 A Villanova 0203				-----				Upcoming Games				Upcoming Games			
28 H Villanova 0220				44 H Butler 0209											
40 A St. John's (NY) 0127				56 H Seton Hall 0302											
56 A Seton Hall 0213				84 A Providence 0206											
62 A Creighton 0223				96 A DePaul 0306											

Non-Div I Games:

DIV. I ONLY		9- 8	1- 3	50	
DIV. I NON-CONF.		6- 6	0- 2	127	
	Quadrant 1	Quadrant 2	Quadrant 3	Quadrant 4	TOTALS
OVERALL	1-4	1-2	2-2	5-0	9- 8
HOME	0-1	0-1	2-0	5-0	7- 2
AWAY	1-3	0-0	0-0	0-0	1- 3
NEUTRAL	0-0	1-1	0-2	0-0	1- 3
NON-CONFERENCE	0-3	1-1	1-2	4-0	6- 6
HOME	0-1	0-0	1-0	4-0	5- 1
AWAY	0-2	0-0	0-0	0-0	0- 2
NEUTRAL	0-0	1-1	0-2	0-0	1- 3

Q1: (H:1-30)(N:1-50)(A:1-75) 1-4 overall, 0-3 non_conference					Q2: (H:31-75)(N:51-100)(A:76-135) 1-2 overall, 1-1 non_conference					Q3: (H:76-160)(N:101-200)(A:136-240) 2-2 overall, 1-2 non_conference					Q4: (H:161+)(N:201+)(A:241+) 5-0 overall, 4-0 non_conference								
NET	S	Opponent (H 1-15)(N 1-25)(A 1-40)	Score			NET	S	Opponent (H 31-55)(N 51-75)(A 76-100)	Score			NET	S	Opponent	Score			NET	S	Opponent	Score		
8	A	Kentucky	61	88	1215	37	H	Washington	53	69	0110	99	H	Tulsa	69	64	1201	197	H	Washington St.	88	70	0112
-----					57	N	Northwestern	57	79	1125	100	H	Colorado	78	69	0120	270	H	Northern Ariz.	76	62	1221	
(H 16-30)(N 26-50)(A 41-75)					-----					107	N	BYU	59	74	1208	325	H	Florida A&M	93	64	1217		
22	H	Nevada	71	86	1229	(H 56-75)(N 76-100)(A 101-135)					166	N	Hawaii	79	90	1122	328	H	Maine	75	61	1108	
54	A	Arizona	81	84	0105	95	N	Grand Canyon	75	66	1123	Upcoming Games					351	H	Mississippi Val.	98	63	1115	
66	A	Minnesota	69	78	1112	-----					98	H	Southern California	0307		Upcoming Games							
70	A	Arizona St.	96	86	0103	54	H	Arizona	0214		106	H	UCLA	0309		247	A	California	0126				
-----					68	H	Oregon	0131		197	A	Washington St.	0223										
Upcoming Games					70	H	Arizona St.	0216															
37	A	Washington	0220		73	H	Oregon St.	0202															
					98	A	Southern California	0206															
					100	A	Colorado	0302															
					106	A	UCLA	0209															
					113	A	Stanford	0124															

U
t
a
h

Average NET Win: 242 WON-LOST RECORD ROAD RECORD STRENGTH OF SCHEDULE
Average NET Loss: 112

DIV. I ONLY	14- 3	6- 2	339		
DIV. I NON-CONF.	9- 2	4- 2	344		
	Quadrant 1	Quadrant 2	Quadrant 3	Quadrant 4	TOTALS
OVERALL	0-0	0-2	5-1	9-0	14- 3
HOME	0-0	0-0	1-1	5-0	6- 1
AWAY	0-0	0-2	4-0	2-0	6- 2
NEUTRAL	0-0	0-0	0-0	2-0	2- 0
NON-CONFERENCE	0-0	0-2	3-0	6-0	9- 2
HOME	0-0	0-0	0-0	3-0	3- 0
AWAY	0-0	0-2	3-0	1-0	4- 2
NEUTRAL	0-0	0-0	0-0	2-0	2- 0

Q1: (H:1-30)(N:1-50)(A:1-75) 0-0 overall, 0-0 non_conference			Q2: (H:31-75)(N:51-100)(A:76-135) 0-2 overall, 0-2 non_conference			Q3: (H:76-160)(N:101-200)(A:136-240) 5-1 overall, 3-0 non_conference			Q4: (H:161+)(N:201+)(A:241+) 9-0 overall, 6-0 non_conference		
NET S Opponent Score			NET S Opponent Score			NET S Opponent Score			NET S Opponent Score		
(H 1-15)(N 1-25)(A 1-40)			(H 31-55)(N 51-75)(A 76-100)			(H 76-160)(N 101-200)(A 136-240)			(H 161+)(N 201+)(A 241+)		
-----			83 A Arkansas 70 73 1222			120 H Georgia St. 69 73 0105			211 H Arkansas St. 77 64 0119		
(H 16-30)(N 26-50)(A 41-75)			-----			134 H Ga. Southern 73 70 0103			219 H Rice 74 60 1128		
-----			(H 56-75)(N 76-100)(A 101-135)			176 A UTSA 69 68 1201			237 H Little Rock 80 62 0117		
Upcoming Games			133 A Drake 69 75 1117			186 A Coastal Caro. 65 61 0110			241 H Air Force 67 57 1109		
			-----			200 A UTRGV 77 68 1215			266 H Houston Baptist 90 80 1208		
			Upcoming Games			239 A A&M-Corpus Christi 61 55 1205			292 A Appalachian St. 70 69 0112		
			120 A Georgia St. 0124			Upcoming Games			318 A Portland 91 68 1124		
			134 A Ga. Southern 0126			137 H La.-Monroe 0221			331 N USC Upstate 82 50 1123		
						199 A Troy 0228			332 N Cal Poly 54 42 1121		
						211 A Arkansas St. 0214			-----		
						215 A UT Arlington 0309			Upcoming Games		
						237 A Little Rock 0216			179 H Louisiana 0223		
									186 H Coastal Caro. 0209		
									215 H UT Arlington 0202		
									292 H Appalachian St. 0207		
									297 A South Alabama 0302		

Non-Div I Games: Hardin-Simmons 97 52 Howard Payne 105 29

Average NET Win: 174

WON-LOST RECORD

ROAD RECORD

STRENGTH OF SCHEDULE

Average NET Loss: 49

DIV. I ONLY	10- 8	1- 3	19		
DIV. I NON-CONF.	7- 6	0- 1	5		

	Quadrant 1	Quadrant 2	Quadrant 3	Quadrant 4	TOTALS
OVERALL	1-5	0-2	3-1	6-0	10- 8
HOME	0-0	0-1	3-1	6-0	9- 2
AWAY	1-2	0-1	0-0	0-0	1- 3
NEUTRAL	0-3	0-0	0-0	0-0	0- 3
NON-CONFERENCE	0-4	0-1	2-1	5-0	7- 6
HOME	0-0	0-1	2-1	5-0	7- 2
AWAY	0-1	0-0	0-0	0-0	0- 1
NEUTRAL	0-3	0-0	0-0	0-0	0- 3

Q1: (H:1-30)(N:1-50)(A:1-75) 1-5 overall, 0-4 non_conference					Q2: (H:31-75)(N:51-100)(A:76-135) 0-2 overall, 0-1 non_conference					Q3: (H:76-160)(N:101-200)(A:136-240) 3-1 overall, 2-1 non_conference					Q4: (H:161+)(N:201+)(A:241+) 6-0 overall, 5-0 non_conference																		
NET	S	Opponent	Score		NET	S	Opponent	Score		NET	S	Opponent	Score		NET	S	Opponent	Score															
(H 1-15)(N 1-25)(A 1-40)					(H 31-55)(N 51-75)(A 76-100)					(H 76-160)(N 101-200)(A 136-240)					(H:161+)(N:201+)(A:241+)																		
3	N	Michigan St.	67	87	1122	53	H	Liberty	58	73	1229	78	H	Notre Dame	65	62	1208	166	H	Hawaii	80	61	1128										
9	N	North Carolina	78	94	1123	98	A	Southern California	67	80	0119	87	H	Belmont	72	74	1215	196	H	Long Beach St.	91	80	1109										
32	A	Cincinnati	64	93	1219	-----					113	H	Stanford	92	70	0103	202	H	Presbyterian	80	65	1119											
(H 16-30)(N 26-50)(A 41-75)					(H 56-75)(N 76-100)(A 101-135)					-----					-----					238	H	Purdue Fort Wayne	96	71	1106								
38	N	Ohio St.	66	80	1222	-----					Upcoming Games					Upcoming Games					247	H	California	98	83	0105							
68	A	Oregon	87	84	0110	54	H	Arizona	0126		98	H	Southern California	0228		-----					279	H	Saint Francis (PA)	95	58	1116							
73	A	Oregon St.	66	79	0113	68	H	Oregon	0223		100	H	Colorado	0206		Upcoming Games									0213								
-----					70	H	Arizona St.	0124		104	H	Utah	0209																				
Upcoming Games					73	H	Oregon St.	0221		197	A	Washington St.	0130																				
37	A	Washington	0202		100	A	Colorado	0307																									
					104	A	Utah	0309																									
					113	A	Stanford	0216																									

Non-Div I Games:

Average NET Win: 219 WON-LOST ROAD RECORD STRENGTH OF SCHEDULE
Average NET Loss: 90 RECORD

DIV. I ONLY	12- 9	2- 7	95
DIV. I NON-CONF.	8- 7	0- 5	100
Quadrant 1		Quadrant 2	Quadrant 3
OVERALL	0-5	1-0	4-4
HOME	0-1	1-0	1-0
AWAY	0-4	0-0	2-3
NEUTRAL	0-0	0-0	1-1
NON-CONFERENCE	0-3	1-0	2-4
HOME	0-1	1-0	1-0
AWAY	0-2	0-0	0-3
NEUTRAL	0-0	0-0	1-1
		Quadrant 4	TOTALS
		7-0	12- 9
		7-0	9- 1
		0-0	2- 7
		0-0	1- 1
		5-0	8- 7
		5-0	7- 1
		0-0	0- 5
		0-0	1- 1

Q1: (H:1-30)(N:1-50)(A:1-75) 0-5 overall, 0-3 non_conference					Q2: (H:31-75)(N:51-100)(A:76-135) 1-0 overall, 1-0 non_conference					Q3: (H:76-160)(N:101-200)(A:136-240) 4-4 overall, 2-4 non_conference					Q4: (H:161+)(N:201+)(A:241+) 7-0 overall, 5-0 non_conference									
NET	S	Opponent (H 1-15)(N 1-25)(A 1-40)	Score		NET	S	Opponent (H 31-55)(N 51-75)(A 76-100)	Score		NET	S	Opponent	Score		NET	S	Opponent	Score						
7	H	Houston	62	76	1124	42	H Utah St.	95	80	1205	104	N Utah	74	59	1208	185	H Santa Clara	80	74	0112				
22	A	Nevada	70	86	1106	-----				127	H Utah Valley	75	65	1109	219	H Rice	105	78	1121					
27	A	Mississippi St.	81	103	1229	(H 56-75)(N 76-100)(A 101-135)				152	N UNLV	90	92	1215	291	H Portland St.	85	66	1212					
39	A	San Francisco	63	82	0119	-----				159	A Weber St.	103	***	1201	298	H Oral Roberts	85	65	1115					
(H 16-30)(N 26-50)(A 41-75)					Upcoming Games					168	A San Diego St.	81	90	1222	318	H Portland	79	56	0110					
48	A	Saint Mary's (CA)	66	88	0105	39	H San Francisco	0221		Upcoming Games					175	A Pepperdine	87	76	0117	337	H Northwestern St.	82	57	1113
Upcoming Games					48	H Saint Mary's (CA)	0124		Upcoming Games					177	A Pacific	90	87	0103	349	H Alabama A&M	91	60	1117	
4	H	Gonzaga	0131		116	A San Diego	0214		Upcoming Games					-----					Upcoming Games					
4	A	Gonzaga	0223							116	H San Diego	0302		177	H Pacific	0209								
										154	H Loyola Marymount	0202		318	A Portland	0207								
										154	A Loyola Marymount	0216												

Non-Div I Games:

STRENGTH

WON LOS RECORD

ROAD RECORD

STRENGTH OF SCHEDULE

Q1: (H:1-30)(N:1-50)(A:1-75) 0-3 overall, 0-0 non_conference					Q2: (H:31-75)(N:51-100)(A:76-135) 0-1 overall, 0-0 non_conference					Q3: (H:76-160)(N:101-200)(A:136-240) 5-1 overall, 4-1 non_conference					Q4: (H:161+)(N:201+)(A:241+) 7-1 overall, 6-1 non_conference											
NET	S	Opponent (H 1-15)(N 1-25)(A 1-40)	Score			NET	S	Opponent (H 31-55)(N 51-75)(A 76-100)	Score			NET	S	Opponent	Score			NET	S	Opponent	Score					
7	H	Houston	60	69	0119	99	A	Tulsa	75	78	0105	88	H	UConn	76	68	0102	220	H	The Citadel	81	84	1124			
32	A	Cincinnati	74	82	0115	-----				103	N	Georgetown	73	76	1118	232	H	Fairleigh Dickinson	60	54	1229					
-----					(H 56-75)(N 76-100)(A 101-135)				-----				135	H	Austin Peay	74	70	1112	292	H	Appalachian St.	76	69	1215		
(H 16-30)(N 26-50)(A 41-75)					-----				-----				147	H	Colgate	73	63	1130	308	H	Tulane	66	48	0109		
61	A	Temple	80	82	0112	Upcoming Games				Upcoming Games				155	N	Ohio	73	46	1116	325	H	Florida A&M	69	59	1121	
-----					36	H	UCF	0227			-----				190	A	FIU	82	73	1218	345	H	Alcorn	83	44	1221
Upcoming Games					61	H	Temple	0216			Upcoming Games				Upcoming Games				348	H	Stetson	75	71	1128		
7	A	Houston	0223			65	H	Memphis	0202			111	H	Wichita St.	0122			349	H	Alabama A&M	80	63	1106			
36	A	UCF	0213			88	A	UConn	0303			126	H	SMU	0310			Upcoming Games								
					126	A	SMU	0207			226	A	East Carolina	0126			226	H	East Carolina	0210						
																				308	A	Tulane	0306			

South
Florida

Loss Non-Conf H - HOME A-AWAY N-NEUTRAL

Average NET Win: 223 WON-LOST ROAD STRENGTH
Average NET Loss: 130 RECORD RECORD OF SCHEDULE

DIV. I ONLY	14- 4	5- 4	304		
DIV. I NON-CONF.	8- 3	2- 3	254		
	Quadrant 1	Quadrant 2	Quadrant 3	Quadrant 4	TOTALS
OVERALL	0-2	0-0	4-2	10-0	14- 4
HOME	0-0	0-0	2-0	7-0	9- 0
AWAY	0-2	0-0	2-2	3-0	5- 4
NEUTRAL	0-0	0-0	0-0	0-0	0- 0
NON-CONFERENCE	0-2	0-0	2-1	6-0	8- 3
HOME	0-0	0-0	1-0	5-0	6- 0
AWAY	0-2	0-0	1-1	1-0	2- 3
NEUTRAL	0-0	0-0	0-0	0-0	0- 0

Q1: (H:1-30)(N:1-50)(A:1-75) 0-2 overall, 0-2 non_conference			Q2: (H:31-75)(N:51-100)(A:76-135) 0-0 overall, 0-0 non_conference			Q3: (H:76-160)(N:101-200)(A:136-240) 4-2 overall, 2-1 non_conference			Q4: (H:161+)(N:201+)(A:241+) 10-0 overall, 6-0 non_conference		
NET S Opponent Score			NET S Opponent Score			NET S Opponent Score			NET S Opponent Score		
(H 1-15)(N 1-25)(A 1-40)			(H 31-55)(N 51-75)(A 76-100)			(H 76-100)(N 101-135)(A 136-160)			(H 161-200)(N 201-240)(A 241-280)		
32 A Cincinnati 65 78 1204			-----			136 A Northern Ill. 88 85 1109			171 H Miami (OH) 72 66 1216		
36 A UCF 53 66 1124			(H 56-75)(N 76-100)(A 101-135)			136 H Northern Ill. 65 62 1220			186 H Coastal Caro. 89 83 1118		
(H 16-30)(N 26-50)(A 41-75)			-----			145 H Wright St. 68 64 0111			192 H IUPUI 92 77 1228		
-----			Upcoming Games			173 A Detroit Mercy 95 73 0105			210 H UIC 73 58 1230		
Upcoming Games						223 A Eastern Ky. 74 76 1208			254 A Morehead St. 93 71 1127		
						228 A Oakland 74 76 0103			260 A Youngstown St. 82 74 0119		
						-----			273 H UMBC 78 60 1130		
						Upcoming Games			296 A Cleveland St. 91 76 0117		
						145 A Wright St. 0215			335 H Manhattan 59 53 1117		
						192 A IUPUI 0201			353 H UNC Asheville 77 50 1116		
						206 A Green Bay 0302			-----		
						210 A UIC 0203			Upcoming Games		
									173 H Detroit Mercy 0207		
									206 H Green Bay 0124		
									228 H Oakland 0209		
									260 H Youngstown St. 0221		
									287 H Milwaukee 0126		
									287 A Milwaukee 0228		
									296 H Cleveland St. 0223		

Non-Div I Games: Wahash 99 59 Wilmington (OH) 102 38

Average NET Win: 162

WON-LOST RECORD

ROAD RECORD

STRENGTH OF SCHEDULE

Average NET Loss: 55

DIV. I ONLY	5- 13	0- 5	10
DIV. I NON-CONF.	4- 7	0- 1	39
Quadrant 1		Quadrant 2	Quadrant 3
OVERALL	0-7	1-4	2-1
HOME	0-1	1-1	2-1
AWAY	0-4	0-1	0-0
NEUTRAL	0-2	0-2	0-0
NON-CONFERENCE	0-2	0-3	2-1
HOME	0-0	0-0	2-1
AWAY	0-0	0-1	0-0
NEUTRAL	0-2	0-2	0-0
		Quadrant 4	TOTALS
		2-1	5- 13
		2-1	5- 4
		0-0	0- 5
		0-0	0- 4
		2-1	4- 7
		2-1	4- 2
		0-0	0- 1
		0-0	0- 4

Q1: (H:1-30)(N:1-50)(A:1-75) 0-7 overall, 0-2 non_conference				Q2: (H:31-75)(N:51-100)(A:76-135) 1-4 overall, 0-3 non_conference				Q3: (H:76-160)(N:101-200)(A:136-240) 2-1 overall, 2-1 non_conference				Q4: (H:161+)(N:201+)(A:241+) 2-1 overall, 2-1 non_conference			
NET	S	Opponent	Score	NET	S	Opponent	Score	NET	S	Opponent	Score	NET	S	Opponent	Score
(H 1-15)(N 1-25)(A 1-40)				(H 31-55)(N 51-75)(A 76-100)				(H 76-160)(N 101-200)(A 136-240)				(H:161+)(N:201+)(A:241+)			
4	N	Gonzaga	78 84 1119	38	H	Ohio St.	67 77 1205	81	H	ETSU	73 55 1215	162	H	Evansville	99 60 1108
6	H	Michigan	69 79 0110	78	A	Notre Dame	74 76 1127	103	H	Georgetown	80 88 1113	178	H	Fla. Atlantic	71 73 1229
17	N	Iowa St.	68 84 1120					152	H	UNLV	77 74 1208	351	H	Mississippi Val.	86 67 1125
21	A	Nebraska	60 75 1202	(H 56-75)(N 76-100)(A 101-135)				Upcoming Games				Upcoming Games			
25	A	Iowa	71 95 0120	66	H	Minnesota	95 68 0116	76	H	Penn St.	0223				
34	A	Indiana	65 73 0103	79	N	Missouri	63 79 1222	130	H	Rutgers	0209				
(H 16-30)(N 26-50)(A 41-75)				80	N	Xavier	74 83 1121								
57	A	Northwestern	66 68 0106	Upcoming Games											
Upcoming Games				34	H	Indiana	0307								
3	H	Michigan St.	0205	57	H	Northwestern	0303								
15	A	Purdue	0227	76	A	Penn St.	0310								
18	H	Wisconsin	0123												
18	A	Wisconsin	0218												
20	N	Maryland	0126												
21	H	Nebraska	0202												
38	A	Ohio St.	0214												
66	A	Minnesota	0130												

Non-Div I Games:

Average NET Win: 155 WON-LOST ROAD RECORD STRENGTH OF SCHEDULE
Average NET Loss: 55 RECORD

DIV. I ONLY	8- 9	0- 4	11		
DIV. I NON-CONF.	7- 5	0- 2	66		
<hr style="border-top: 1px dashed black;"/>					
	Quadrant 1	Quadrant 2	Quadrant 3	Quadrant 4	TOTALS
OVERALL	0-4	3-4	2-1	3-0	8- 9
HOME	0-0	2-2	2-1	2-0	6- 3
AWAY	0-4	0-0	0-0	0-0	0- 4
NEUTRAL	0-0	1-2	0-0	1-0	2- 2
NON-CONFERENCE	0-2	2-2	2-1	3-0	7- 5
HOME	0-0	1-0	2-1	2-0	5- 1
AWAY	0-2	0-0	0-0	0-0	0- 2
NEUTRAL	0-0	1-2	0-0	1-0	2- 2

Q1: (H:1-30)(N:1-50)(A:1-75) 0-4 overall, 0-2 non_conference			Q2: (H:31-75)(N:51-100)(A:76-135) 3-4 overall, 2-2 non_conference			Q3: (H:76-160)(N:101-200)(A:136-240) 2-1 overall, 2-1 non_conference			Q4: (H:161+)(N:201+)(A:241+) 3-0 overall, 3-0 non_conference		
NET S Opponent Score	(H 1-15)(N 1-25)(A 1-40)		NET S Opponent Score	(H 31-55)(N 51-75)(A 76-100)		NET S Opponent Score	(H 76-160)(N 101-200)(A 136-240)		NET S Opponent Score	(H 161+)(N 201+)(A 241+)	
7 A Houston	70	79 0112	32 H Cincinnati	55	66 0119	119 H Jacksonville St.	69	65 1212	219 H Rice	90	61 1125
30 A Oklahoma	48	80 1208	36 H UCF	75	67 0116	123 H Louisiana Tech	58	71 1106	292 N Appalachian St.	82	76 1116
(H 16-30)(N 26-50)(A 41-75)			49 H Baylor	71	63 1201	142 H Southern Miss.	63	60 1215	298 H Oral Roberts	84	63 1219
52 A VCU	54	70 1222	51 N Alabama	86	90 1118	Upcoming Games			Upcoming Games		
65 A Memphis	74	85 0103	71 N Davidson	53	57 1115	88 H UConn		0228	226 H East Carolina		0305
Upcoming Games			(H 56-75)(N 76-100)(A 101-135)			99 H Tulsa		0202	308 H Tulane		0209
32 A Cincinnati		0217	61 H Temple	81	85 0106	126 H SMU		0130	308 A Tulane		0309
			84 N Providence	83	80 1109	226 A East Carolina		0206			
			Upcoming Games								
			65 H Memphis		0223						
			88 A UConn		0126						
			99 A Tulsa		0220						
			108 A South Fla.		0122						
			126 A SMU		0303						

W
i
c
h
i
t
a
S
t
.

W
i
c
h
i
t
a
S
t
.

Non-Div I Games:

Average NET Win:	158	WON-LOST	ROAD	STRENGTH
Average NET Loss:	79	RECORD	RECORD	OF SCHEDULE

DIV. I ONLY		8- 8	2- 3	31	
DIV. I NON-CONF.		4- 7	0- 2	72	
	Quadrant 1	Quadrant 2	Quadrant 3	Quadrant 4	TOTALS
OVERALL	2-4	1-2	1-1	4-1	8- 8
HOME	1-2	0-1	1-1	3-0	5- 4
AWAY	1-2	1-0	0-0	0-1	2- 3
NEUTRAL	0-0	0-1	0-0	1-0	1- 1
NON-CONFERENCE	0-3	0-2	0-1	4-1	4- 7
HOME	0-2	0-1	0-1	3-0	3- 4
AWAY	0-1	0-0	0-0	0-1	0- 2
NEUTRAL	0-0	0-1	0-0	1-0	1- 1

Q1: (H:1-30)(N:1-50)(A:1-75) 2-4 overall, 0-3 non_conference						Q2: (H:31-75)(N:51-100)(A:76-135) 1-2 overall, 0-2 non_conference						Q3: (H:76-160)(N:101-200)(A:136-240) 1-1 overall, 0-1 non_conference						Q4: (H:161+)(N:201+)(A:241+) 4-1 overall, 4-1 non_conference					
NET	S	Opponent	Score			NET	S	Opponent	Score			NET	S	Opponent	Score			NET	S	Opponent	Score		
(H 1-15)(N 1-25)(A 1-40)						(H 31-55)(N 51-75)(A 76-100)						(H 76-160)(N 101-200)(A 136-240)						(H 161+)(N 201+)(A 241+)					
1	H	Virginia	52	69	1219	89	A	Vanderbilt	74	71	0116	79	H	Missouri	85	75	0113	186	H	Coastal Caro.	85	79	1130
6	A	Michigan	78	89	1208	-----						132	H	Stony Brook	81	83	1109	258	H	Norfolk St.	81	64	1113
13	A	LSU	67	89	0119	(H 56-75)(N 76-100)(A 101-135)						Upcoming Games						262	N	George Washington	90	55	1118
35	A	Florida	71	69	0105	59	H	Clemson	68	78	1222	83	H	Arkansas	0209			311	A	Wyoming	64	73	1205
-----						84	N	Providence	67	76	1117	102	H	Georgia	0309			331	H	USC Upstate	65	52	1106
(H 16-30)(N 26-50)(A 41-75)						-----						114	H	Texas A&M	0216			Upcoming Games					
27	H	Mississippi St.	87	82	0108	Upcoming Games																	
29	H	Wofford	61	81	1126	51	H	Alabama	0226														
-----						79	A	Missouri	0302														
Upcoming Games						102	A	Georgia	0202														
5	H	Tennessee	0129			114	A	Texas A&M	0305														
5	A	Tennessee	0213																				
8	A	Kentucky	0205																				
23	H	Auburn	0122																				
24	H	Ole Miss	0219																				
27	A	Mississippi St.	0223																				
72	A	Oklahoma St.	0126																				

Non-Div I Games:	North Greenville	97	46
------------------	------------------	----	----

Average NET Win: 230

Average NET Loss: 46

WON-LOST
RECORD

ROAD
RECORD

STRENGTH
OF SCHEDULE

DIV. I ONLY		9- 9	2- 6	112
DIV. I NON-CONF.		7- 5	1- 3	218
Quadrant 1		Quadrant 2	Quadrant 3	Quadrant 4
OVERALL	0-6	1-3	2-0	6-0
HOME	0-0	1-1	0-0	5-0
AWAY	0-4	0-2	2-0	0-0
NEUTRAL	0-2	0-0	0-0	1-0
NON-CONFERENCE	0-5	0-0	1-0	6-0
HOME	0-0	0-0	0-0	5-0
AWAY	0-3	0-0	1-0	0-0
NEUTRAL	0-2	0-0	0-0	1-0
				TOTALS
				9- 9
				6- 1
				2- 6
				1- 2
				7- 5
				5- 0
				1- 3
				1- 2

Q1: (H:1-30)(N:1-50)(A:1-75) 0-6 overall, 0-5 non_conference						Q2: (H:31-75)(N:51-100)(A:76-135) 1-3 overall, 0-0 non_conference						Q3: (H:76-160)(N:101-200)(A:136-240) 2-0 overall, 1-0 non_conference						Q4: (H:161+)(N:201+)(A:241+) 6-0 overall, 6-0 non_conference					
NET	S	Opponent	Score			NET	S	Opponent	Score			NET	S	Opponent	Score			NET	S	Opponent	Score		
(H 1-15)(N 1-25)(A 1-40)						(H 31-55)(N 51-75)(A 76-100)						(H 76-160)(N 101-200)(A 136-240)						(H:161+)(N:201+)(A:241+)					
9	A	North Carolina	72	90	1112	54	H	Arizona	70	75	0109	197	A	Washington St.	78	66	0119	169	H	Seattle U	96	74	1106
16	A	Kansas	84	90	1201	98	A	Southern California	66	77	0106	222	A	UNCW	72	59	1109	196	H	Long Beach St.	93	86	1229
18	N	Wisconsin	46	62	1121	-----						-----						291	H	Portland St.	79	67	1128
37	A	Washington	64	80	0117	(H 56-75)(N 76-100)(A 101-135)						Upcoming Games						301	N	Middle Tenn.	67	54	1123
39	A	San Francisco	65	74	1222	70	H	Arizona St.	85	71	0112	98	H	Southern California			0213	303	H	Eastern Wash.	78	62	1215
(H 16-30)(N 26-50)(A 41-75)						106	A	UCLA	70	92	0103	100	H	Colorado			0126	319	H	San Jose St.	78	73	1218
35	N	Florida	49	72	1122	-----						Upcoming Games						-----					
Upcoming Games						37	H	Washington			0303	104	H	Utah			0124	Upcoming Games					
54	A	Arizona			0224							106	H	UCLA			0216	197	H	Washington St.			0228
68	A	Oregon			0210													247	A	California			0203
70	A	Arizona St.			0220													247	H	California			0307
73	A	Oregon St.			0207																		

S
t
a
n
f
o
r
d

S
t
a
n
f
o
r
d

Non-Div I Games:

STRENGTH

RECORD

RECORD

OF SCHEDULE

DIV. I ONLY		7- 9	2- 2	29	
DIV. I NON-CONF.		6- 5	1- 1	45	
	Quadrant 1	Quadrant 2	Quadrant 3	Quadrant 4	TOTALS
OVERALL	2-4	0-1	1-3	4-1	7- 9
HOME	0-1	0-0	1-3	4-1	5- 5
AWAY	2-2	0-0	0-0	0-0	2- 2
NEUTRAL	0-1	0-1	0-0	0-0	0- 2
NON-CONFERENCE	1-2	0-1	1-1	4-1	6- 5
HOME	0-0	0-0	1-1	4-1	5- 2
AWAY	1-1	0-0	0-0	0-0	1- 1
NEUTRAL	0-1	0-1	0-0	0-0	0- 2

[illegible]T
e
x
a
s
A
&
M

Non-Div I Games:

Average NET Win: 201 WON-LOST ROAD STRENGTH
Average NET Loss: 118 RECORD RECORD OF SCHEDULE

DIV. I ONLY	13- 6	5- 4	175
DIV. I NON-CONF.	10- 2	3- 1	188
<hr/>			
	Quadrant 1	Quadrant 2	Quadrant 3
OVERALL	1-3	1-1	3-1
HOME	0-0	0-0	1-0
AWAY	1-2	0-1	1-1
NEUTRAL	0-1	1-0	1-0
NON-CONFERENCE	1-2	1-0	2-0
HOME	0-0	0-0	1-0
AWAY	1-1	0-0	0-0
NEUTRAL	0-1	1-0	1-0
			Quadrant 4
			8-1
			5-1
			3-0
			0-0
			6-0
			4-0
			2-0
			0-0
			TOTALS
			13- 6
			6- 1
			5- 4
			2- 1
			10- 2
			5- 0
			3- 1
			2- 1

Q1: (H:1-30)(N:1-50)(A:1-75) 1-3 overall, 1-2 non_conference				Q2: (H:31-75)(N:51-100)(A:76-135) 1-1 overall, 1-0 non_conference				Q3: (H:76-160)(N:101-200)(A:136-240) 3-1 overall, 2-0 non_conference				Q4: (H:161+)(N:201+)(A:241+) 8-1 overall, 6-0 non_conference			
NET S Opponent Score				NET S Opponent Score				NET S Opponent Score				NET S Opponent Score			
(H 1-15)(N 1-25)(A 1-40)				(H 31-55)(N 51-75)(A 76-100)				(H 76-160)(N 101-200)(A 136-240)				(H:161+)(N:201+)(A:241+)			
13 N LSU 55 67 1122				65 N Memphis 78 75 1125				128 H Rhode Island 66 55 1113				186 H Coastal Caro. 73 71 1221			
(H 16-30)(N 26-50)(A 41-75)				(H 56-75)(N 76-100)(A 101-135)				146 N UAB 74 51 1123				202 H Presbyterian 85 73 1106			
50 A Hofstra 72 86 0119				101 A Northeastern 60 69 0117				222 A UNCW 73 66 1229				208 H Delaware 71 58 0112			
52 A VCU 83 79 1215				Upcoming Games				233 A James Madison 58 69 0105				225 H Charlotte 72 64 1201			
72 A Oklahoma St. 58 70 1118				50 H Hofstra 0214				Upcoming Games				240 H Drexel 78 79 0110			
Upcoming Games								101 H Northeastern 0216				267 A Siena 83 58 1218			
								208 A Delaware 0207				283 A Towson 67 55 0103			
								209 A William & Mary 0221				285 A Western Caro. 77 74 1110			
								240 A Drexel 0209				338 H South Carolina St. 83 70 1128			
												Upcoming Games			
												209 H William & Mary 0126			
												222 H UNCW 0302			
												233 H James Madison 0131			
												283 H Towson 0202			
												309 H Elon 0124			
												309 A Elon 0223			

Non-Div I Games: Georgia College 87 69

STRENGTH

WON LOS RECORD

ROAD RECORD

STRENGTH OF SCHEDULE

Q1: (H:1-30)(N:1-50)(A:1-75) 0-4 overall, 0-3 non_conference					Q2: (H:31-75)(N:51-100)(A:76-135) 0-0 overall, 0-0 non_conference					Q3: (H:76-160)(N:101-200)(A:136-240) 5-2 overall, 5-1 non_conference					Q4: (H:161+)(N:201+)(A:241+) 7-1 overall, 5-0 non_conference				
NET	S	Opponent (H 1-15)(N 1-25)(A 1-40)	Score		NET	S	Opponent (H 31-55)(N 51-75)(A 76-100)	Score		NET	S	Opponent	Score		NET	S	Opponent	Score	
24	A	Ole Miss	86	93	1128		-----			95	H	Grand Canyon	61	58 1229	175	H	Pepperdine	71	76 0112
37	A	Washington	63	66	1112		(H 56-75)(N 76-100)(A 101-135)			100	H	Colorado	70	64 1120	177	H	Pacific	73	64 0105
		-----								133	N	Drake	103	*** 1223	189	H	Northern Colo.	85	65 1215
		(H 16-30)(N 26-50)(A 41-75)					-----			159	H	Weber St.	83	66 1106	196	H	Long Beach St.	74	70 1201
48	A	Saint Mary's (CA)	59	76	0119		Upcoming Games			168	A	San Diego St.	73	61 1205	278	H	CSUN	82	68 1209
68	A	Oregon	55	65	1212	39	H	San Francisco	0126	185	A	Santa Clara	56	68 0103	289	A	UC Davis	76	57 1109
		-----				48	H	Saint Mary's (CA)	0223	197	N	Washington St.	82	75 1222	318	A	Portland	76	55 0117
		Upcoming Games				107	A	BYU	0302			-----			330	H	Jackson St.	76	58 1124
												Upcoming Games					-----		
4	A	Gonzaga			0202					107	H	BYU		0214			Upcoming Games		
4	H	Gonzaga			0216					154	H	Loyola Marymount		0124	318	H	Portland		0221
39	A	San Francisco			0228					154	A	Loyola Marymount		0207					
										175	A	Pepperdine		0209					

S
a
n
D
i
e
g
o

n-Div I Games: San Diego Christian 95 47

Average NET Win: 159 WON-LOST ROAD STRENGTH
Average NET Loss: 126 RECORD RECORD OF SCHEDULE

DIV. I ONLY	10- 9	2- 6	72
DIV. I NON-CONF.	7- 6	1- 4	89

OVERALL	Quadrant 1	Quadrant 2	Quadrant 3
HOME	1-2	3-3	3-2
AWAY	1-0	1-0	1-0
NEUTRAL	0-1	1-3	1-2
NON-CONFERENCE	0-1	1-0	1-0
HOME	1-2	3-1	1-2
AWAY	1-0	1-0	0-0
NEUTRAL	0-1	1-1	0-2
	0-1	1-0	1-0
			Quadrant 4
			3-2
			3-2
			0-0
			0-0
			2-1
			2-1
			0-0
			0-0
			TOTALS
			10- 9
			6- 2
			2- 6
			2- 1
			7- 6
			4- 1
			1- 4
			2- 1

Q1: (H:1-30)(N:1-50)(A:1-75) 1-2 overall, 1-2 non_conference				Q2: (H:31-75)(N:51-100)(A:76-135) 3-3 overall, 3-1 non_conference				Q3: (H:76-160)(N:101-200)(A:136-240) 3-2 overall, 1-2 non_conference				Q4: (H:161+)(N:201+)(A:241+) 3-2 overall, 2-1 non_conference			
NET S Opponent Score				NET S Opponent Score				NET S Opponent Score				NET S Opponent Score			
(H 1-15)(N 1-25)(A 1-40)				(H 31-55)(N 51-75)(A 76-100)				(H 76-160)(N 101-200)(A 136-240)				(H 161+)(N 201+)(A 241+)			
37 A Washington 55 73 1106				48 H Saint Mary's (CA) 71 68 1222				125 H Marshall 68 59 0121				178 H Fla. Atlantic 72 66 0119			
-----				83 A Arkansas 78 77 1208				172 N Valparaiso 83 71 1115				190 H FIU 76 77 0117			
(H 16-30)(N 26-50)(A 41-75)				86 A Old Dominion 66 69 0105				180 A Indiana St. 54 63 1124				199 H Troy 81 87 1216			
18 H Wisconsin 83 76 1229				87 A Belmont 74 80 1219				194 A Missouri St. 78 84 1205				313 H Tennessee St. 88 74 1201			
36 N UCF 62 78 1118				-----				225 A Charlotte 68 50 0103				334 H UT Martin 86 71 1110			
Upcoming Games				(H 56-75)(N 76-100)(A 101-135)				Upcoming Games				Upcoming Games			
				94 N West Virginia 63 57 1116				142 A Southern Miss. 0124				176 H UTSA 0131			
				125 A Marshall 69 70 0112				146 H UAB 0216				264 H UTEP 0202			
				Upcoming Games				219 A Rice 0207				301 H Middle Tenn. 0214			
				85 A North Texas 0209											
				123 A Louisiana Tech 0126											

Non-Div I Games:

Average NET Win: 231 WON-LOST ROAD STRENGTH
Average NET Loss: 163 RECORD RECORD OF SCHEDULE

DIV. I ONLY	10- 6	5- 4	229
DIV. I NON-CONF.	5- 4	1- 3	65
Quadrant 1		Quadrant 2	Quadrant 3
OVERALL	0-2	1-1	3-1
HOME	0-0	0-0	1-0
AWAY	0-2	1-1	1-0
NEUTRAL	0-0	0-0	1-1
NON-CONFERENCE	0-2	1-1	2-1
HOME	0-0	0-0	1-0
AWAY	0-2	1-1	0-0
NEUTRAL	0-0	0-0	1-1
		Quadrant 4	TOTALS
		6-2	10- 6
		2-1	3- 1
		3-1	5- 4
		1-0	2- 1
		2-0	5- 4
		1-0	2- 0
		0-0	1- 3
		1-0	2- 1

Q1: (H:1-30)(N:1-50)(A:1-75) 0-2 overall, 0-2 non_conference						Q2: (H:31-75)(N:51-100)(A:76-135) 1-1 overall, 1-1 non_conference						Q3: (H:76-160)(N:101-200)(A:136-240) 3-1 overall, 2-1 non_conference						Q4: (H:161+)(N:201+)(A:241+) 6-2 overall, 2-0 non_conference					
NET	S	Opponent	Score			NET	S	Opponent	Score			NET	S	Opponent	Score			NET	S	Opponent	Score		
(H 1-15)(N 1-25)(A 1-40)						(H 31-55)(N 51-75)(A 76-100)						(H 76-160)(N 101-200)(A 136-240)						(H:161+)(N:201+)(A:241+)					
-----						-----						-----						-----					
(H 16-30)(N 26-50)(A 41-75)						(H 56-75)(N 76-100)(A 101-135)																	
54	A	Arizona	42	61	1219	122	A	South Dakota St.	85	74	1222						244	H	North Dakota St.	60	53	1217	
62	A	Creighton	72	98	1128	131	A	UC Irvine	51	60	1208						265	A	Southern Utah	89	76	1231	
-----						-----						-----						-----					
Upcoming Games						Upcoming Games						Upcoming Games						Upcoming Games					

Montana

Montana

Non-Div I Games:	Montana Tech	79	55	Col. of Idaho	80	52
------------------	--------------	----	----	---------------	----	----

STRENGTH

OF SCHEDULE

Q1: (H:1-30)(N:1-50)(A:1-75) 0-0 overall, 0-0 non_conference				Q2: (H:31-75)(N:51-100)(A:76-135) 1-3 overall, 0-3 non_conference				Q3: (H:76-160)(N:101-200)(A:136-240) 3-2 overall, 2-2 non_conference				Q4: (H:161+)(N:201+)(A:241+) 8-0 overall, 4-0 non_conference			
NET	S	Opponent	Score	NET	S	Opponent	Score	NET	S	Opponent	Score	NET	S	Opponent	Score
(H 1-15)(N 1-25)(A 1-40)				(H 31-55)(N 51-75)(A 76-100)				87 H Belmont 91 80 0117				285 N Western Caro. 84 53 1120			
-----				76 A Penn St. 61 76 1112				161 A Samford 72 92 1109				288 H Eastern III. 69 62 0110			
(H 16-30)(N 26-50)(A 41-75)				87 A Belmont 83 73 0103				162 A Evansville 55 50 1215				305 A North Ala. 76 65 1201			
-----				94 A West Virginia 72 74 1222				188 N North Florida 83 78 1121				305 H North Ala. 64 50 1218			
Upcoming Games				(H 56-75)(N 76-100)(A 101-135)				229 A Bradley 65 74 1114				313 A Tennessee St. 69 62 0105			
								-----				324 H SIUE 90 54 0112			
				111 A Wichita St. 65 69 1212				Upcoming Games				339 H Tennessee Tech 65 48 0119			
								135 H Austin Peay 0202				350 A Delaware St. 81 54 1208			
								223 A Eastern Ky. 0124				-----			
				Upcoming Games								Upcoming Games			
				45 H Murray St. 0131								223 H Eastern Ky. 0223			
												254 A Morehead St. 0126			
												254 H Morehead St. 0221			
												288 A Eastern III. 0228			
												313 H Tennessee St. 0216			
												315 A Southeast Mo. St. 0209			
												324 A SIUE 0302			
												334 A UT Martin 0207			
												339 A Tennessee Tech 0214			

Loss Non-Conf H - HOME A-AWAY N-NEUTRAL

J a c k s o n v i l l e S t .

Jacksonville

Average NET Win: 178 WON-LOST ROAD STRENGTH
Average NET Loss: 93 RECORD RECORD OF SCHEDULE

DIV. I ONLY	13- 5	5- 4	97		
DIV. I NON-CONF.	8- 4	2- 3	121		
	Quadrant 1	Quadrant 2	Quadrant 3	Quadrant 4	TOTALS
OVERALL	1-2	1-2	5-1	6-0	13- 5
HOME	0-0	0-0	2-0	4-0	6- 0
AWAY	1-2	1-1	1-1	2-0	5- 4
NEUTRAL	0-0	0-1	2-0	0-0	2- 1
NON-CONFERENCE	1-2	0-2	3-0	4-0	8- 4
HOME	0-0	0-0	1-0	3-0	4- 0
AWAY	1-2	0-1	0-0	1-0	2- 3
NEUTRAL	0-0	0-1	2-0	0-0	2- 1

Q1: (H:1-30)(N:1-50)(A:1-75) 1-2 overall, 1-2 non_conference					Q2: (H:31-75)(N:51-100)(A:76-135) 1-2 overall, 0-2 non_conference					Q3: (H:76-160)(N:101-200)(A:136-240) 5-1 overall, 3-0 non_conference					Q4: (H:161+)(N:201+)(A:241+) 6-0 overall, 4-0 non_conference									
NET	S	Opponent	Score		NET	S	Opponent	Score		NET	S	Opponent	Score		NET	S	Opponent	Score						
(H 1-15)(N 1-25)(A 1-40)					(H 31-55)(N 51-75)(A 76-100)					(H 76-100)(N 101-200)(A 136-240)					(H 161-200)(N 201-240)(A 241-280)									
33	A	Kansas St.	59	71	1215	62	N	Creighton	68	93	1120	81	H	ETSU	74	68	1106	179	H	Louisiana	89	76	0110	
-----					-----					-----					-----									
(H 16-30)(N 26-50)(A 41-75)					(H 56-75)(N 76-100)(A 101-135)																			
51	A	Alabama	83	80	1204	105	A	Texas St.	73	69	0105	102	N	Georgia	91	67	1121	184	H	Mercer	62	60	1113	
53	A	Liberty	52	78	1201	118	A	Montana	74	81	1109	137	H	La.-Monroe	74	73	0112	222	H	UNCW	86	71	1219	
-----					-----					-----					-----									
Upcoming Games					Upcoming Games					Upcoming Games					Upcoming Games									
					134 A Ga. Southern					0309					199 H Troy					0214				
															211 H Arkansas St.					0228				
															215 H UT Arlington					0126				
															237 H Little Rock					0302				
															292 A Appalachian St.					0221				
															297 H South Alabama					0216				

Non-Div I Games: Middle Ga St 117 69

Average NET Win: 220

Average NET Loss: 154

WON-LOST
RECORD

ROAD
RECORD

STRENGTH
OF SCHEDULE

DIV. I ONLY		11- 5	2- 5	217	
DIV. I NON-CONF.		6- 5	0- 5	327	
<hr/>					
	Quadrant 1	Quadrant 2	Quadrant 3	Quadrant 4	TOTALS
OVERALL	0-2	0-0	4-2	7-1	11- 5
HOME	0-0	0-0	2-0	6-0	8- 0
AWAY	0-2	0-0	2-2	0-1	2- 5
NEUTRAL	0-0	0-0	0-0	1-0	1- 0
NON-CONFERENCE	0-2	0-0	0-2	6-1	6- 5
HOME	0-0	0-0	0-0	5-0	5- 0
AWAY	0-2	0-0	0-2	0-1	0- 5
NEUTRAL	0-0	0-0	0-0	1-0	1- 0

Q1: (H:1-30)(N:1-50)(A:1-75) 0-2 overall, 0-2 non_conference			Q2: (H:31-75)(N:51-100)(A:76-135) 0-0 overall, 0-0 non_conference			Q3: (H:76-160)(N:101-200)(A:136-240) 4-2 overall, 0-2 non_conference			Q4: (H:161+)(N:201+)(A:241+) 7-1 overall, 6-1 non_conference		
NET S Opponent Score			NET S Opponent Score			NET S Opponent Score			NET S Opponent Score		
(H 1-15)(N 1-25)(A 1-40)			(H 31-55)(N 51-75)(A 76-100)			(H 76-160)(N 101-200)(A 136-240)			(H:161+)(N:201+)(A:241+)		
40 A St. John's (NY) 80 84 1109			(H 56-75)(N 76-100)(A 101-135)			77 H Ball St. 79 78 0115			206 H Green Bay 97 68 1208		
(H 16-30)(N 26-50)(A 41-75)			Upcoming Games			140 A Kent St. 86 64 0105			240 H Drexel 81 71 1125		
52 A VCU 61 72 1112			60 H Toledo 0209			141 A Central Mich. 97 87 0112			245 H Western Mich. 79 48 0119		
Upcoming Games						155 H Ohio 82 63 0108			271 N Hampton 81 79 1119		
10 H Buffalo 0202						173 A Detroit Mercy 67 82 1120			285 H Western Caro. 73 52 1221		
10 A Buffalo 0308						207 A Hartford 63 76 1201			296 A Cleveland St. 64 82 1205		
						Upcoming Games			322 H N.C. Central 75 60 1115		
						136 A Northern Ill. 0216			334 H UT Martin 94 80 1230		
						140 H Kent St. 0302			Upcoming Games		
						141 H Central Mich. 0212			171 H Miami (OH) 0226		
						144 H Akron 0219			245 A Western Mich. 0205		
						144 A Akron 0305					
						155 A Ohio 0223					
						164 A Eastern Mich. 0122					
						171 A Miami (OH) 0126					

Non-Div I Games: Findlav	82	57	Tiffin	91	52
--------------------------	----	----	--------	----	----

Average NET Win: 258

Average NET Loss: 168

WON-LOST
RECORD

ROAD
RECORD

STRENGTH
OF SCHEDULE

DIV. I ONLY	14- 6	4- 4	337
DIV. I NON-CONF.	9- 5	1- 3	323
Quadrant 1		Quadrant 2	Quadrant 3
OVERALL	0-2	0-0	4-2
HOME	0-0	0-0	1-1
AWAY	0-2	0-0	1-1
NEUTRAL	0-0	0-0	2-0
NON-CONFERENCE	0-2	0-0	3-1
HOME	0-0	0-0	1-1
AWAY	0-2	0-0	0-0
NEUTRAL	0-0	0-0	2-0
		Quadrant 4	TOTALS
		10-2	14- 6
		6-0	7- 1
		3-1	4- 4
		1-1	3- 1
		6-2	9- 5
		4-0	5- 1
		1-1	1- 3
		1-1	3- 1

Q1: (H:1-30)(N:1-50)(A:1-75) 0-2 overall, 0-2 non_conference			Q2: (H:31-75)(N:51-100)(A:76-135) 0-0 overall, 0-0 non_conference			Q3: (H:76-160)(N:101-200)(A:136-240) 4-2 overall, 3-1 non_conference			Q4: (H:161+)(N:201+)(A:241+) 10-2 overall, 6-2 non_conference		
NET S Opponent Score			NET S Opponent Score			NET S Opponent Score			NET S Opponent Score		
(H 1-15)(N 1-25)(A 1-40)			(H 31-55)(N 51-75)(A 76-100)			(H 76-100)(N 101-120)(A 121-140)			(H 161-200)(N 201-240)(A 241-280)		
22 A Nevada 68 72 1215			-----			95 H Grand Canyon 79 74 1106			224 N Colorado St. 78 65 1121		
-----			(H 56-75)(N 76-100)(A 101-135)			118 H Montana 74 85 1222			231 H UMKC 75 47 1128		
(H 16-30)(N 26-50)(A 41-75)			-----			176 N UTSA 99 79 1120			256 A FGCU 78 84 1116		
65 A Memphis 80 88 1204			Upcoming Games			198 N UNI 82 50 1201			269 A North Dakota 78 74 0116		
-----						212 A South Dakota 79 61 0106			298 H Oral Roberts 84 65 0112		
Upcoming Games						238 A Purdue Fort Wayne 88 *** 0103			303 A Eastern Wash. 74 64 1218		
						-----			304 A Western Ill. 100 58 1228		
						Upcoming Games			306 H Denver 78 66 0110		
						183 A Omaha 0214			308 N Tulane 80 84 1119		
									317 H Alabama St. 78 61 1108		
									341 H Southern U. 101 92 1207		
									342 H Savannah St. 139 72 1211		

									Upcoming Games		
									183 H Omaha 0126		
									212 H South Dakota 0223		
									238 H Purdue Fort Wayne 0221		
									244 H North Dakota St. 0124		
									244 A North Dakota St. 0216		
									269 H North Dakota 0209		
									298 A Oral Roberts 0131		
									304 H Western Ill. 0302		
									306 A Denver 0203		

Non-Div I Games: Remidlii St 86 63

Average NET Win:	223	WON-LOST RECORD	ROAD RECORD	STRENGTH OF SCHEDULE
Average NET Loss:	128			

DIV. I ONLY		11- 7	3- 6	190	
DIV. I NON-CONF.		8- 3	3- 2	225	
	Quadrant 1	Quadrant 2	Quadrant 3	Quadrant 4	TOTALS
OVERALL	0-1	1-3	3-3	7-0	11- 7
HOME	0-0	0-0	2-0	6-0	8- 0
AWAY	0-1	1-2	1-3	1-0	3- 6
NEUTRAL	0-0	0-1	0-0	0-0	0- 1
NON-CONFERENCE	0-1	1-1	1-1	6-0	8- 3
HOME	0-0	0-0	0-0	5-0	5- 0
AWAY	0-1	1-0	1-1	1-0	3- 2
NEUTRAL	0-0	0-1	0-0	0-0	0- 1

[illegible]

Non-Div I Games: Harding	89	58	Tougaloo	87	68
--------------------------	----	----	----------	----	----

Average NET Win:	186	WON-LOST RECORD	ROAD RECORD	STRENGTH OF SCHEDULE
Average NET Loss:	84			

DIV. I ONLY	10- 7	1- 3	54		
DIV. I NON-CONF.	9- 3	1- 0	208		
	Quadrant 1	Quadrant 2	Quadrant 3	Quadrant 4	TOTALS
OVERALL	0-3	4-1	0-1	6-2	10- 7
HOME	0-1	2-0	0-1	5-2	7- 4
AWAY	0-2	1-1	0-0	0-0	1- 3
NEUTRAL	0-0	1-0	0-0	1-0	2- 0
NON-CONFERENCE	0-0	3-0	0-1	6-2	9- 3
HOME	0-0	1-0	0-1	5-2	6- 3
AWAY	0-0	1-0	0-0	0-0	1- 0
NEUTRAL	0-0	1-0	0-0	1-0	2- 0

Q1: (H:1-30)(N:1-50)(A:1-75) 0-3 overall, 0-0 non_conference					Q2: (H:31-75)(N:51-100)(A:76-135) 4-1 overall, 3-0 non_conference					Q3: (H:76-160)(N:101-200)(A:136-240) 0-1 overall, 0-1 non_conference					Q4: (H:161+)(N:201+)(A:241+) 6-2 overall, 6-2 non_conference								
NET	S	Opponent	Score		NET	S	Opponent	Score		NET	S	Opponent	Score		NET	S	Opponent	Score					
(H 1-15)(N 1-25)(A 1-40)					(H 31-55)(N 51-75)(A 76-100)					(H 76-160)(N 101-200)(A 136-240)					(H 161-200)(N 201-240)(A 241-280)								
1	H	Virginia	56	83	0109	41	H	Florida St.	87	82	0120	84	H	Providence	95	***	1204	192	H	IUPUI	69	76	1114
12	A	Virginia Tech	66	77	0105	78	A	Notre Dame	66	69	0112	-----					207	H	Hartford	78	79	1231	
14	A	Louisville	70	80	0116	96	A	DePaul	65	62	1222	Upcoming Games					216	H	Sacred Heart	81	73	1129	
-----					-----					-----					-----								
(H 16-30)(N 26-50)(A 41-75)					(H 56-75)(N 76-100)(A 101-135)					(H 76-160)(N 101-200)(A 136-240)					(H 161-200)(N 201-240)(A 241-280)								
-----					-----					-----					-----								
Upcoming Games					Upcoming Games					Upcoming Games					Upcoming Games								
2	A	Duke			0205	66	H	Minnesota	68	56	1126												
9	H	North Carolina			0305	97	N	Loyola Chicago	78	66	1121												
14	H	Louisville			0227	Upcoming Games																	
26	A	NC State			0220	47	H	Syracuse			0130												
26	H	NC State			0309	55	H	Pittsburgh			0212												
47	A	Syracuse			0209	90	A	Georgia Tech			0303												
59	A	Clemson			0223																		

Non-Div I Games:

Average NET Win: 189 WON-LOST ROAD STRENGTH
Average NET Loss: 88 RECORD RECORD OF SCHEDULE

DIV. I ONLY	12- 7	4- 6	73
DIV. I NON-CONF.	7- 6	2- 5	71
<hr/>			
	Quadrant 1	Quadrant 2	Quadrant 3
OVERALL	0-2	2-3	4-2
HOME	0-0	1-1	1-0
AWAY	0-2	1-2	3-2
NEUTRAL	0-0	0-0	0-0
NON-CONFERENCE	0-2	1-2	2-2
HOME	0-0	1-1	0-0
AWAY	0-2	0-1	2-2
NEUTRAL	0-0	0-0	0-0
			Quadrant 4
			6-0
			8- 1
			4- 6
			0- 0
			7- 6
			5- 1
			2- 5
			0- 0

Q1: (H:1-30)(N:1-50)(A:1-75) 0-2 overall, 0-2 non_conference				Q2: (H:31-75)(N:51-100)(A:76-135) 2-3 overall, 1-2 non_conference				Q3: (H:76-160)(N:101-200)(A:136-240) 4-2 overall, 2-2 non_conference				Q4: (H:161+)(N:201+)(A:241+) 6-0 overall, 4-0 non_conference			
NET S Opponent Score				NET S Opponent Score				NET S Opponent Score				NET S Opponent Score			
(H 1-15)(N 1-25)(A 1-40)				(H 31-55)(N 51-75)(A 76-100)				(H 76-160)(N 101-200)(A 136-240)				(H:161+)(N:201+)(A:241+)			
1 A Virginia 64 100 1231				50 H Hofstra 76 72 1111				117 H Western Ky. 70 69 0112				178 H Fla. Atlantic 96 84 0117			
20 A Maryland 67 104 1123				86 A Old Dominion 70 67 0103				144 A Akron 75 74 1215				190 H FIU 105 97 0119			
								150 A Duquesne 82 93 1205				209 H William & Mary 84 64 1128			
(H 16-30)(N 26-50)(A 41-75)								155 A Ohio 84 *** 1201				253 H N.C. A&T 95 71 1119			
								223 A Eastern Ky. 105 77 1107				254 H Morehead St. 76 64 1210			
Upcoming Games								225 A Charlotte 85 84 0105				333 H Mt. St. Mary's 98 75 1114			
				60 H Toledo 74 75 1208				Upcoming Games				Upcoming Games			
				114 A Texas A&M 68 92 1222				142 A Southern Miss. 0126				176 H UTSA 0202			
				117 A Western Ky. 59 68 0121				146 H UAB 0214				264 H UTEP 0131			
								219 A Rice 0209				301 H Middle Tenn. 0216			
				Upcoming Games											
				85 A North Texas 0207											
				123 A Louisiana Tech 0124											

Non-Div I Games:

Average NET Win: 236

Average NET Loss: 87

WON-LOST
RECORD

ROAD
RECORD

STRENGTH
OF SCHEDULE

DIV. I ONLY	11- 7	2- 2	167
DIV. I NON-CONF.	8- 4	1- 0	283
Quadrant 1		Quadrant 2	Quadrant 3
OVERALL	0-2	1-3	2-1
HOME	0-1	0-2	1-1
AWAY	0-1	1-1	0-0
NEUTRAL	0-0	0-0	1-0
NON-CONFERENCE	0-0	1-2	1-1
HOME	0-0	0-2	0-1
AWAY	0-0	1-0	0-0
NEUTRAL	0-0	0-0	1-0
		Quadrant 4	TOTALS
		8-1	11- 7
		7-0	8- 4
		1-0	2- 2
		0-1	1- 1
		6-1	8- 4
		6-0	6- 3
		0-0	1- 0
		0-1	1- 1

Q1: (H:1-30)(N:1-50)(A:1-75) 0-2 overall, 0-0 non_conference					Q2: (H:31-75)(N:51-100)(A:76-135) 1-3 overall, 1-2 non_conference					Q3: (H:76-160)(N:101-200)(A:136-240) 2-1 overall, 1-1 non_conference					Q4: (H:161+)(N:201+)(A:241+) 8-1 overall, 6-1 non_conference											
NET	S	Opponent	Score		NET	S	Opponent	Score		NET	S	Opponent	Score		NET	S	Opponent	Score								
(H 1-15)(N 1-25)(A 1-40)					(H 31-55)(N 51-75)(A 76-100)					(H 76-160)(N 101-200)(A 136-240)					(H:161+)(N:201+)(A:241+)											
7	H	Houston	58	69	0116	31	H	TCU	59	67	1205	99	H	Tulsa	77	57	0112	226	H	East Carolina	82	54	0102			
-----					46	H	Lipscomb	73	79	1117	142	H	Southern Miss.	64	74	1111	229	N	Bradley	62	75	1120				
(H 16-30)(N 26-50)(A 41-75)					88	A	UConn	64	76	0110	145	N	Wright St.	77	76	1121	234	H	Cornell	81	53	1222				
-----					(H 56-75)(N 76-100)(A 101-135)					Upcoming Games					251	H	Lamar University	79	65	1127						
65	A	Memphis	61	83	0119	103	A	Georgetown	81	73	1215	88	H	UConn			0221	285	H	Western Caro.	98	65	1114			
Upcoming Games					-----					Upcoming Games					108	H	South Fla.			0207	298	H	Oral Roberts	79	67	1202
7	A	Houston			0307						111	H	Wichita St.			0303	308	A	Tulane	74	65	0104				
32	A	Cincinnati			0202											312	H	McNeese	91	59	1129					
36	A	UCF			0224	32	H	Cincinnati			0227						337	H	Northwestern St.	69	58	1108				
61	A	Temple			0213	36	H	UCF			0210						Upcoming Games									
					108	A	South Fla.			0310						308	H	Tulane			0126					
					111	A	Wichita St.			0130																

Non-Div I Games:

Average NET Win: 209 WON-LOST RECORD ROAD RECORD STRENGTH OF SCHEDULE
Average NET Loss: 84

DIV. I ONLY		11- 7	3- 6	96	
DIV. I NON-CONF.		9- 4	3- 4	146	

	Quadrant 1	Quadrant 2	Quadrant 3	Quadrant 4	TOTALS
OVERALL	1-3	0-3	2-1	8-0	11- 7
HOME	0-0	0-1	0-0	6-0	6- 1
AWAY	1-3	0-2	1-1	1-0	3- 6
NEUTRAL	0-0	0-0	1-0	1-0	2- 0
NON-CONFERENCE	1-3	0-1	2-0	6-0	9- 4
HOME	0-0	0-0	0-0	4-0	4- 0
AWAY	1-3	0-1	1-0	1-0	3- 4
NEUTRAL	0-0	0-0	1-0	1-0	2- 0

Q1: (H:1-30)(N:1-50)(A:1-75) 1-3 overall, 1-3 non_conference					Q2: (H:31-75)(N:51-100)(A:76-135) 0-3 overall, 0-1 non_conference					Q3: (H:76-160)(N:101-200)(A:136-240) 2-1 overall, 2-0 non_conference					Q4: (H:161+)(N:201+)(A:241+) 8-0 overall, 6-0 non_conference											
NET	S	Opponent	Score		NET	S	Opponent	Score		NET	S	Opponent	Score		NET	S	Opponent	Score								
(H 1-15)(N 1-25)(A 1-40)					(H 31-55)(N 51-75)(A 76-100)					(H 76-160)(N 101-200)(A 136-240)					(H 161+)(N 201+)(A 241+)											
-----					-----					-----					-----											
(H 16-30)(N 26-50)(A 41-75)					(H 56-75)(N 76-100)(A 101-135)					Upcoming Games					Upcoming Games											
42	A	Utah St.	46	65	1116	95	A	Grand Canyon	60	71	0103	159	A	Weber St.	75	63	1215	169	H	Seattle U	88	78	0112			
48	A	Saint Mary's (CA)	63	92	1111						170	A	CSU Bakersfield	71	73	0105	195	H	Sam Houston St.	85	79	1222				
54	A	Arizona	69	80	1206						196	N	Long Beach St.	87	72	1121	200	H	UTRGV	82	61	0117				
64	A	Fresno St.	64	60	1229											207	N	Hartford	72	65	1119					
Upcoming Games										75	H	New Mexico St.	78	83	0119	261	H	Idaho St.	88	77	1219					
75	A	New Mexico St.			0214	107	A	BYU	65	75	1109	169	A	Seattle U			0209	269	H	North Dakota	74	68	1124			
					Upcoming Games										200	A	UTRGV			0216	270	A	Northern Ariz.	98	78	1208
															214	A	California Baptist			0302	306	H	Denver	98	75	1201
															231	A	UMKC			0124	Upcoming Games					
																				170	H	CSU Bakersfield			0309	
																				214	H	California Baptist			0130	
																				231	H	UMKC			0223	
																				347	A	Chicago St.			0126	
																				347	H	Chicago St.			0221	

U
t
a
h
V
a
l
l
e
y

U
t
a
h
V
a
l
l
e
y

Non-Div I Games: Western St	82	59	Westminster (IIT)	96	71
-----------------------------	----	----	-------------------	----	----

Average NET Win: 206

Average NET Loss: 124

WON-LOST
RECORD

ROAD
RECORD

STRENGTH
OF SCHEDULE

DIV. I ONLY	10- 7	3- 4	148
DIV. I NON-CONF.	7- 5	1- 3	112
Quadrant 1		Quadrant 2	Quadrant 3
OVERALL	0-1	1-2	4-4
HOME	0-0	0-0	2-2
AWAY	0-1	0-2	2-1
NEUTRAL	0-0	1-0	0-1
NON-CONFERENCE	0-0	1-2	3-3
HOME	0-0	0-0	2-1
AWAY	0-0	0-2	1-1
NEUTRAL	0-0	1-0	0-1
		Quadrant 4	TOTALS
		5-0	10- 7
		3-0	5- 2
		1-0	3- 4
		1-0	2- 1
		3-0	7- 5
		2-0	4- 1
		0-0	1- 3
		1-0	2- 1

Q1: (H:1-30)(N:1-50)(A:1-75) 0-1 overall, 0-0 non_conference				Q2: (H:31-75)(N:51-100)(A:76-135) 1-2 overall, 1-2 non_conference				Q3: (H:76-160)(N:101-200)(A:136-240) 4-4 overall, 3-3 non_conference				Q4: (H:161+)(N:201+)(A:241+) 5-0 overall, 3-0 non_conference			
NET	S	Opponent	Score	NET	S	Opponent	Score	NET	S	Opponent	Score	NET	S	Opponent	Score
		(H 1-15)(N 1-25)(A 1-40)				(H 31-55)(N 51-75)(A 76-100)				(H 76-160)(N 101-200)(A 136-240)				(H 161+)(N 201+)(A 241+)	
		-----				-----				-----				-----	
		(H 16-30)(N 26-50)(A 41-75)				(H 56-75)(N 76-100)(A 101-135)				(H 161-200)(N 201-240)(A 241-280)				(H 241-280)(N 281-320)(A 321-360)	
67	A	Saint Louis	53 60 0106	84	A	Providence	50 59 1201	129	H	Brown	71 51 1128	181	H	St. Bonaventure	75 63 0116
		-----				-----		132	H	Stony Brook	58 68 1124	225	N	Charlotte	75 61 1223
		Upcoming Games				-----		138	H	George Mason	67 84 0113	274	A	La Salle	78 67 0119
52	A	VCU	0219	94	N	West Virginia	83 70 1216	148	H	Harvard	76 74 1116	301	H	Middle Tenn.	72 60 1230
71	A	Davidson	0206	115	A	Col. of Charleston	55 66 1113	163	N	Bucknell	82 84 1222	320	H	Bryant	97 63 1106
						-----		166	A	Hawaii	60 68 1225			-----	
						Upcoming Games		191	A	Holy Cross	79 63 1208			Upcoming Games	
				52	H	VCU	0123	201	A	Richmond	78 67 0109	203	H	Massachusetts	0309
				67	H	Saint Louis	0202			-----		218	H	Fordham	0216
				71	H	Davidson	0222			Upcoming Games		262	H	George Washington	0226
				82	A	Dayton	0301	82	H	Dayton	0209				
								150	A	Duquesne	0130				
								158	A	Saint Joseph's	0305				
								203	A	Massachusetts	0127				

Non-Div I Games:

Average NET Win: 177

WON-LOST RECORD

ROAD RECORD

STRENGTH OF SCHEDULE

Average NET Loss: 55

DIV. I ONLY	9- 9	1- 5	61
DIV. I NON-CONF.	7- 3	1- 2	303
Quadrant 1		Quadrant 2	Quadrant 3
OVERALL	1-6	2-2	0-1
HOME	1-2	1-2	0-0
AWAY	0-4	1-0	0-1
NEUTRAL	0-0	0-0	0-0
NON-CONFERENCE	0-1	1-1	0-1
HOME	0-0	0-1	0-0
AWAY	0-1	1-0	0-1
NEUTRAL	0-0	0-0	0-0
		Quadrant 4	TOTALS
		6-0	9- 9
		6-0	8- 4
		0-0	1- 5
		0-0	0- 0
		6-0	7- 3
		6-0	6- 1
		0-0	1- 2
		0-0	0- 0

Q1: (H:1-30)(N:1-50)(A:1-75) 1-6 overall, 0-1 non_conference				Q2: (H:31-75)(N:51-100)(A:76-135) 2-2 overall, 1-1 non_conference				Q3: (H:76-160)(N:101-200)(A:136-240) 0-1 overall, 0-1 non_conference				Q4: (H:161+)(N:201+)(A:241+) 6-0 overall, 6-0 non_conference			
NET S Opponent	Score			NET S Opponent	Score			NET S Opponent	Score			NET S Opponent	Score		
(H 1-15)(N 1-25)(A 1-40)				(H 31-55)(N 51-75)(A 76-100)				218 A Fordham	70 78 1208			164 H Eastern Mich.	63 36 1119		
3 H Michigan St.	67 78 1130			38 H Ohio St.	64 61 0109			Upcoming Games				232 H Fairleigh Dickinson	90 55 1109		
15 A Purdue	54 89 0115			40 H St. John's (NY)	65 84 1116			76 H Penn St.	0306			236 H Boston U.	54 44 1123		
18 A Wisconsin	64 69 1203			93 A Miami (FL)	57 54 1128							240 H Drexel	95 66 1111		
(H 16-30)(N 26-50)(A 41-75)				(H 56-75)(N 76-100)(A 101-135)								243 H Columbia	68 65 1222		
20 H Maryland	63 77 0105			57 H Northwestern	57 65 0118			Upcoming Games				328 H Maine	70 55 1229		
21 H Nebraska	76 69 0121			Upcoming Games											
56 A Seton Hall	66 72 1215			34 H Indiana	0130										
66 A Minnesota	70 88 0112			66 H Minnesota	0224										
Upcoming Games				76 A Penn St.	0126										
3 A Michigan St.	0220			110 A Illinois	0209										
6 H Michigan	0205														
25 H Iowa	0216														
25 A Iowa	0302														
34 A Indiana	0310														
38 A Ohio St.	0202														
57 A Northwestern	0213														

Non-Div I Games:

Average NET Win: 208

WON-LOST RECORD

ROAD RECORD

STRENGTH OF SCHEDULE

Average NET Loss: 104

DIV. I ONLY	14- 5	7- 2	251
DIV. I NON-CONF.	11- 4	5- 2	179
Quadrant 1		Quadrant 2	Quadrant 3
OVERALL	1-1	1-2	6-1
HOME	0-0	0-1	1-0
AWAY	1-1	1-0	4-1
NEUTRAL	0-0	0-1	1-0
NON-CONFERENCE	1-1	1-2	5-1
HOME	0-0	0-1	1-0
AWAY	1-1	1-0	3-1
NEUTRAL	0-0	0-1	1-0
		Quadrant 4	TOTALS
		6-1	14- 5
		4-1	5- 2
		1-0	7- 2
		1-0	2- 1
		4-0	11- 4
		3-0	4- 1
		0-0	5- 2
		1-0	2- 1

Q1: (H:1-30)(N:1-50)(A:1-75) 1-1 overall, 1-1 non_conference		Q2: (H:31-75)(N:51-100)(A:76-135) 1-2 overall, 1-2 non_conference		Q3: (H:76-160)(N:101-200)(A:136-240) 6-1 overall, 5-1 non_conference		Q4: (H:161+)(N:201+)(A:241+) 6-1 overall, 4-0 non_conference	
NET S Opponent Score (H 1-15)(N 1-25)(A 1-40)		NET S Opponent Score (H 31-55)(N 51-75)(A 76-100)		NET S Opponent Score (H 76-100)(N 101-125)(A 126-150)		NET S Opponent Score (H 161-180)(N 181-200)(A 201-220)	
----- (H 16-30)(N 26-50)(A 41-75)		----- (H 56-75)(N 76-100)(A 101-135)		----- (H 101-125)(N 126-150)(A 151-180)		----- (H 181-200)(N 201-220)(A 221-240)	
44 A Butler 54 71 1221		42 H Utah St. 65 89 1201		118 H Montana 60 51 1208		196 H Long Beach St. 70 80 0116	
48 A Saint Mary's (CA) 80 75 1128		60 N Toledo 60 67 1121		164 A Eastern Mich. 52 48 1219		200 H UTRGV 85 74 0103	
----- Upcoming Games		----- Upcoming Games		176 N UTSA 65 56 1119		278 A CSUN 74 68 0119	
		114 A Texas A&M 74 73 1109		177 A Pacific 75 84 1229		289 H UC Davis 71 69 0110	
				185 A Santa Clara 61 49 1115		306 H Denver 86 52 1215	
				204 A Cal St. Fullerton 63 46 0112		308 N Tulane 67 55 1120	
				214 A California Baptist 69 66 1205		310 H Idaho 86 68 1106	
				----- Upcoming Games		----- Upcoming Games	
				139 A UC Santa Barbara 0131		166 H Hawaii 0209	
				139 H UC Santa Barbara 0216		204 H Cal St. Fullerton 0206	
				166 A Hawaii 0123		278 H CSUN 0309	
				196 A Long Beach St. 0202		289 A UC Davis 0228	
						300 H UC Riverside 0126	
						300 A UC Riverside 0302	
						332 H Cal Poly 0221	
						332 A Cal Poly 0307	

Non-Div I Games: I IFF Pacific 87 53

Average NET Win: 251

WON-LOST
RECORD

ROAD
RECORD

STRENGTH
OF SCHEDULE

Average NET Loss: 123

DIV. I ONLY		15- 3	9- 1	249	
DIV. I NON-CONF.		11- 3	7- 1	135	
	Quadrant 1	Quadrant 2	Quadrant 3	Quadrant 4	TOTALS
OVERALL	0-0	2-2	2-1	11-0	15- 3
HOME	0-0	0-1	0-0	5-0	5- 1
AWAY	0-0	2-1	2-0	5-0	9- 1
NEUTRAL	0-0	0-0	0-1	1-0	1- 1
NON-CONFERENCE	0-0	2-2	1-1	8-0	11- 3
HOME	0-0	0-1	0-0	3-0	3- 1
AWAY	0-0	2-1	1-0	4-0	7- 1
NEUTRAL	0-0	0-0	0-1	1-0	1- 1

Q1: (H:1-30)(N:1-50)(A:1-75) 0-0 overall, 0-0 non_conference			Q2: (H:31-75)(N:51-100)(A:76-135) 2-2 overall, 2-2 non_conference			Q3: (H:76-160)(N:101-200)(A:136-240) 2-1 overall, 1-1 non_conference			Q4: (H:161+)(N:201+)(A:241+) 11-0 overall, 8-0 non_conference		
NET S Opponent Score			NET S Opponent Score			NET S Opponent Score			NET S Opponent Score		
(H 1-15)(N 1-25)(A 1-40)			(H 31-55)(N 51-75)(A 76-100)			(H 76-100)(N 101-125)(A 126-150)			(H 161-200)(N 201-240)(A 241-280)		
-----			-----			-----			-----		
(H 16-30)(N 26-50)(A 41-75)			(H 56-75)(N 76-100)(A 101-135)			Upcoming Games			(H 201-240)(N 241-280)(A 281-320)		
-----			-----			Upcoming Games			-----		
Upcoming Games			Upcoming Games			Upcoming Games			Upcoming Games		
69 A Vermont 0302			112 A South Carolina 83 81 1109			207 A Hartford 0305			208 H Delaware 74 68 1216		
			128 A Rhode Island 68 58 1124						257 H LIU Brooklyn 83 79 1212		
			129 A Brown 69 71 1208						258 N Norfolk St. 72 65 1117		
									258 A Norfolk St. 79 73 1127		
									259 H Quinnipiac 71 61 1201		
									259 A Quinnipiac 76 73 1222		
									262 A George Washington 77 74 1106		
									328 A Maine 64 61 0119		
									335 A Manhattan 69 62 1205		
									336 H Binghamton 59 46 0109		
									343 H New Hampshire 62 44 0112		
									Upcoming Games		
									207 H Hartford 0202		
									217 H UMass Lowell 0209		
									273 A UMBC 0130		
									273 H UMBC 0227		
									286 A Albany (NY) 0123		
									286 H Albany (NY) 0221		
									328 H Maine 0223		
									336 A Binghamton 0206		
									343 A New Hampshire 0216		

Non-Div I Games: Mottlov 97 61

Average NET Win: 188

Average NET Loss: 115

WON-LOST
RECORD

ROAD
RECORD

STRENGTH
OF SCHEDULE

DIV. I ONLY	12- 5	3- 3	139		
DIV. I NON-CONF.	9- 2	2- 1	77		
	Quadrant 1	Quadrant 2	Quadrant 3	Quadrant 4	TOTALS
OVERALL	0-1	1-1	7-3	4-0	12- 5
HOME	0-0	0-0	4-1	2-0	6- 1
AWAY	0-0	0-1	2-2	1-0	3- 3
NEUTRAL	0-1	1-0	1-0	1-0	3- 1
NON-CONFERENCE	0-1	1-1	5-0	3-0	9- 2
HOME	0-0	0-0	3-0	1-0	4- 0
AWAY	0-0	0-1	1-0	1-0	2- 1
NEUTRAL	0-1	1-0	1-0	1-0	3- 1

Q1: (H:1-30)(N:1-50)(A:1-75) 0-1 overall, 0-1 non_conference					Q2: (H:31-75)(N:51-100)(A:76-135) 1-1 overall, 1-1 non_conference					Q3: (H:76-160)(N:101-200)(A:136-240) 7-3 overall, 5-0 non_conference					Q4: (H:161+)(N:201+)(A:241+) 4-0 overall, 3-0 non_conference				
NET	S	Opponent	Score		NET	S	Opponent	Score		NET	S	Opponent	Score		NET	S	Opponent	Score	
(H 1-15)(N 1-25)(A 1-40)					(H 31-55)(N 51-75)(A 76-100)					(H 76-160)(N 101-200)(A 136-240)					(H 161-200)(N 201-240)(A 241-300)				
17	N	Iowa St.	68	77	1215	75	N	New Mexico St.	66 63 1222	97	H	Loyola Chicago	74 85 0105	194	H	Missouri St.	74 63 0120		
-----					100	A	Colorado	71 100 1113	105	H	Texas St.	75 69 1117	244	N	North Dakota St.	95 88 1201			
(H 16-30)(N 26-50)(A 41-75)					(H 56-75)(N 76-100)(A 101-135)					116 N San Diego 110 *** 1223					287 A Milwaukee 75 61 1206				
-----					-----					143 H Boise St. 83 74 1127					324 H SIUE 79 66 1217				
Upcoming Games					Upcoming Games					153 H Rider 76 58 1219					-----				
										156 H Southern Ill. 82 70 0108					Upcoming Games				
										162 A Evansville 77 82 0102					162 H Evansville 0123				
										198 A UNI 54 57 0113					172 H Valparaiso 0216				
										229 A Bradley 69 52 0116					180 H Indiana St. 0227				
										231 A UMKC 66 63 1121					187 H Illinois St. 0130				
										-----					198 H UNI 0209				
										Upcoming Games					229 H Bradley 0219				
										156 A Southern Ill. 0212									
										172 A Valparaiso 0126									
										180 A Indiana St. 0202									
										187 A Illinois St. 0224									
										194 A Missouri St. 0302									

Non-Div I Games:	Ruena Vista	98	52	McKendree	98	70
------------------	-------------	----	----	-----------	----	----

Average NET Win:	187	WON-LOST	ROAD	STRENGTH
Average NET Loss:	90	RECORD	RECORD	OF SCHEDULE

DIV. I ONLY	10- 7	4- 5	41		
DIV. I NON-CONF.	6- 5	1- 4	24		

	Quadrant 1	Quadrant 2	Quadrant 3	Quadrant 4	TOTALS
OVERALL	0-2	0-3	8-1	2-1	10- 7
HOME	0-0	0-0	2-1	1-1	3- 2
AWAY	0-2	0-3	3-0	1-0	4- 5
NEUTRAL	0-0	0-0	3-0	0-0	3- 0
NON-CONFERENCE	0-2	0-2	5-1	1-0	6- 5
HOME	0-0	0-0	1-1	1-0	2- 1
AWAY	0-2	0-2	1-0	0-0	1- 4
NEUTRAL	0-0	0-0	3-0	0-0	3- 0

Q1: (H:1-30)(N:1-50)(A:1-75) 0-2 overall, 0-2 non_conference				Q2: (H:31-75)(N:51-100)(A:76-135) 0-3 overall, 0-2 non_conference				Q3: (H:76-160)(N:101-200)(A:136-240) 8-1 overall, 5-1 non_conference				Q4: (H:161+)(N:201+)(A:241+) 2-1 overall, 1-0 non_conference			
NET	S	Opponent (H 1-15)(N 1-25)(A 1-40)	Score	NET	S	Opponent (H 31-55)(N 51-75)(A 76-100)	Score	NET	S	Opponent (H 76-160)(N 101-200)(A 136-240)	Score	NET	S	Opponent (H:161+)(N:201+)(A:241+)	Score
36	A	UCF	88 95 1211	82	A	Dayton	90 94 1229	81	H	ETSU	64 69 1127	179	H	Louisiana	85 87 0112
				91	A	Radford	68 80 1221	118	N	Montana	80 77 1118	229	H	Bradley	79 74 1218
								137	H	La.-Monroe	79 78 0110	297	A	South Alabama	88 86 0119
								138	H	George Mason	98 89 1113				
								175	N	Pepperdine	88 78 1117				
								178	N	Fla. Atlantic	80 70 1116				
								184	A	Mercer	89 74 1208				
								199	A	Troy	90 82 0117				
								215	A	UT Arlington	77 64 0105				

Non-Div I Games:	Carver	139 51	Brewton-Parker	101 64
------------------	--------	--------	----------------	--------

Average NET Win: 256 WON-LOST ROAD STRENGTH
Average NET Loss: 152 RECORD RECORD OF SCHEDULE

DIV. I ONLY	11- 6	5- 5	254
DIV. I NON-CONF.	6- 5	2- 4	128
Quadrant 1		Quadrant 2	Quadrant 3
OVERALL	0-1	1-2	1-1
HOME	0-0	0-0	0-0
AWAY	0-1	0-2	1-1
NEUTRAL	0-0	1-0	0-0
NON-CONFERENCE	0-1	1-2	1-1
HOME	0-0	0-0	0-0
AWAY	0-1	0-2	1-1
NEUTRAL	0-0	1-0	0-0
		Quadrant 4	TOTALS
		9-2	11- 6
		3-0	3- 0
		4-1	5- 5
		2-1	3- 1
		4-1	6- 5
		1-0	1- 0
		1-0	2- 4
		2-1	3- 1

Q1: (H:1-30)(N:1-50)(A:1-75) 0-1 overall, 0-1 non_conference				Q2: (H:31-75)(N:51-100)(A:76-135) 1-2 overall, 1-2 non_conference				Q3: (H:76-160)(N:101-200)(A:136-240) 1-1 overall, 1-1 non_conference				Q4: (H:161+)(N:201+)(A:241+) 9-2 overall, 4-1 non_conference			
NET S Opponent Score				NET S Opponent Score				NET S Opponent Score				NET S Opponent Score			
(H 1-15)(N 1-25)(A 1-40)				(H 31-55)(N 51-75)(A 76-100)				(H 76-160)(N 101-200)(A 136-240)				(H:161+)(N:201+)(A:241+)			
27 A Mississippi St. 67 95 1109				53 N Liberty 75 66 1222				155 A Ohio 82 85 1124				223 H Eastern Ky. 93 75 0103			
-----				83 A Arkansas 65 76 1228				199 A Troy 79 74 1129				238 H Purdue Fort Wayne 95 68 1215			
(H 16-30)(N 26-50)(A 41-75)				-----				-----				248 N Campbell 72 78 1118			
-----				(H 56-75)(N 76-100)(A 101-135)				Upcoming Games				248 N Campbell 88 75 1221			
Upcoming Games				108 A South Fla. 70 74 1112				87 H Belmont 0126				254 H Morehead St. 81 67 0105			
45 A Murray St. 0302				-----				223 A Eastern Ky. 0228				281 N Central Conn. St. 80 78 1116			
				Upcoming Games								288 A Eastern Ill. 83 85 0119			
				45 H Murray St. 0214								315 A Southeast Mo. St. 78 60 0110			
				119 A Jacksonville St. 0202								324 A SIUE 79 71 0117			
												334 A UT Martin 72 70 0112			
												349 A Alabama A&M 73 61 1201			

												Upcoming Games			
												254 A Morehead St. 0216			
												288 H Eastern Ill. 0209			
												313 H Tennessee St. 0124			
												315 H Southeast Mo. St. 0221			
												324 H SIUE 0207			
												334 H UT Martin 0223			
												339 A Tennessee Tech 0131			

Non-Div I Games:	Oakland City	114	53	Calvary	116	33
------------------	--------------	-----	----	---------	-----	----

Average NET Win:	242	WON-LOST	ROAD	STRENGTH
Average NET Loss:	123	RECORD	RECORD	OF SCHEDULE

DIV. I ONLY		8- 8	3- 5	160	
DIV. I NON-CONF.		5- 6	1- 4	256	
<hr/>					
	Quadrant 1	Quadrant 2	Quadrant 3	Quadrant 4	TOTALS
OVERALL	0-2	0-1	4-4	4-1	8- 8
HOME	0-0	0-0	1-2	3-0	4- 2
AWAY	0-2	0-1	3-2	0-0	3- 5
NEUTRAL	0-0	0-0	0-0	1-1	1- 1
NON-CONFERENCE	0-2	0-1	1-2	4-1	5- 6
HOME	0-0	0-0	0-1	3-0	3- 1
AWAY	0-2	0-1	1-1	0-0	1- 4
NEUTRAL	0-0	0-0	0-0	1-1	1- 1

	Q1: (H:1-30)(N:1-50)(A:1-75) 0-2 overall, 0-2 non_conference	Q2: (H:31-75)(N:51-100)(A:76-135) 0-1 overall, 0-1 non_conference	Q3: (H:76-160)(N:101-200)(A:136-240) 4-4 overall, 1-2 non_conference	Q4: (H:161+)(N:201+)(A:241+) 4-1 overall, 4-1 non_conference
	NET S Opponent Score (H 1-15)(N 1-25)(A 1-40)	NET S Opponent Score (H 31-55)(N 51-75)(A 76-100)	NET S Opponent Score	NET S Opponent Score
	----- (H 16-30)(N 26-50)(A 41-75)	----- (H 56-75)(N 76-100)(A 101-135)	-----	-----
	Upcoming Games	Upcoming Games	Upcoming Games	Upcoming Games
	H Buffalo 0122	H Toledo 0202	H Ball St. 0205	H Eastern Mich. 0302
	A Toledo 0223	A Ball St. 0308	Bowling Green 0216	A Western Mich. 0212
			A Central Mich. 0305	H Western Mich. 0226
			A Akron 0126	
			H Ohio 0129	
			A Eastern Mich. 0209	

Non-Div I Games: IIT	73	66	Rockford	93	54
----------------------	----	----	----------	----	----

Average NET Win: 281

Average NET Loss: 97

WON-LOST
RECORD

ROAD
RECORD

STRENGTH
OF SCHEDULE

DIV. I ONLY		9- 7	2- 7	184
DIV. I NON-CONF.		6- 5	2- 5	226
Quadrant 1		Quadrant 2	Quadrant 3	Quadrant 4
OVERALL	0-4	0-2	0-0	9- 7
HOME	0-0	0-0	0-0	7- 0
AWAY	0-4	0-2	0-0	2- 7
NEUTRAL	0-0	0-0	0-0	0- 0
NON-CONFERENCE	0-4	0-0	0-0	6- 5
HOME	0-0	0-0	0-0	4- 0
AWAY	0-4	0-0	0-0	2- 5
NEUTRAL	0-0	0-0	0-0	0- 0

Q1: (H:1-30)(N:1-50)(A:1-75) 0-4 overall, 0-4 non_conference				Q2: (H:31-75)(N:51-100)(A:76-135) 0-2 overall, 0-0 non_conference				Q3: (H:76-160)(N:101-200)(A:136-240) 0-0 overall, 0-0 non_conference				Q4: (H:161+)(N:201+)(A:241+) 9-1 overall, 6-1 non_conference			
NET	S	Opponent	Score	NET	S	Opponent	Score	NET	S	Opponent	Score	NET	S	Opponent	Score
(H 1-15)(N 1-25)(A 1-40)				(H 31-55)(N 51-75)(A 76-100)				Upcoming Games				Upcoming Games			
3	A	Michigan St.	59 80 1114	-----				120	H	Georgia St.	0207	179	H	Louisiana	99 95 0119
13	A	LSU	69 81 1228	(H 56-75)(N 76-100)(A 101-135)				134	H	Ga. Southern	0208	211	H	Arkansas St.	85 75 0105
24	A	Ole Miss	60 83 1201	120	A	Georgia St.	73 74 0112	179	A	Louisiana	0216	237	H	Little Rock	97 84 0103
(H 16-30)(N 26-50)(A 41-75)				134	A	Ga. Southern	78 79 0110	186	A	Coastal Caro.	0131	280	H	SFA	74 58 1215
43	A	Texas	55 65 1112	Upcoming Games				211	A	Arkansas St.	0307	302	H	Grambling	72 67 1211
Upcoming Games				105	A	Texas St.	0221	215	A	UT Arlington	0223	307	H	Nicholls St.	95 68 1218
								237	A	Little Rock	0309	330	A	Jackson St.	75 66 1106
												337	A	Northwestern St.	80 52 1127
												339	A	Tennessee Tech	73 79 1123
												346	H	Coppin St.	80 63 1221
												Upcoming Games			
												186	H	Coastal Caro.	0302
												199	H	Troy	0124
												292	A	Appalachian St.	0202
												292	H	Appalachian St.	0228
												297	H	South Alabama	0126

Non-Div I Games: Millsans 94 52

Average NET Win: 238 WON-LOST RECORD ROAD RECORD STRENGTH OF SCHEDULE
Average NET Loss: 86

DIV. I ONLY		11- 8	4- 2	150
DIV. I NON-CONF.		6- 7	1- 2	153
Quadrant 1		Quadrant 2	Quadrant 3	Quadrant 4
OVERALL	0-3	1-3	3-1	7-1
HOME	0-0	0-2	0-1	7-1
AWAY	0-1	1-1	3-0	0-0
NEUTRAL	0-2	0-0	0-0	0-0
NON-CONFERENCE	0-3	0-2	1-1	5-1
HOME	0-0	0-1	0-1	5-1
AWAY	0-1	0-1	1-0	0-0
NEUTRAL	0-2	0-0	0-0	0-0
				TOTALS
				11- 8
				7- 4
				4- 2
				0- 2
				6- 7
				5- 3
				1- 2
				0- 2

Q1: (H:1-30)(N:1-50)(A:1-75) 0-3 overall, 0-3 non_conference		Q2: (H:31-75)(N:51-100)(A:76-135) 1-3 overall, 0-2 non_conference		Q3: (H:76-160)(N:101-200)(A:136-240) 3-1 overall, 1-1 non_conference		Q4: (H:161+)(N:201+)(A:241+) 7-1 overall, 5-1 non_conference	
NET S Opponent Score (H 1-15)(N 1-25)(A 1-40)		NET S Opponent Score (H 31-55)(N 51-75)(A 76-100)		NET S Opponent Score		NET S Opponent Score	
33 A Kansas St. 58 59 1229		----- (H 56-75)(N 76-100)(A 101-135)		92 H Penn 71 72 1106		181 H St. Bonaventure 68 53 0106	
----- (H 16-30)(N 26-50)(A 41-75)				158 A Saint Joseph's 85 60 0103		205 H American 75 78 1109	
32 N Cincinnati 55 71 1123		69 H Vermont 67 72 1203		203 A Massachusetts 68 63 0116		218 H Fordham 71 68 0119	
49 N Baylor 61 72 1124		71 H Davidson 56 61 0109		209 A William & Mary 87 84 1201		233 H James Madison 66 53 1207	
----- Upcoming Games		128 A Rhode Island 84 67 0113		----- Upcoming Games		295 H Navy 84 63 1221	
52 A VCU 0202		134 A Ga. Southern 89 98 1113		150 H Duquesne 0223		322 H N.C. Central 78 63 1120	
67 A Saint Louis 0302		----- Upcoming Games		181 A St. Bonaventure 0217		327 H Morgan St. 82 75 1128	
		52 H VCU 0305		201 A Richmond 0206		341 H Southern U. 69 65 1117	
		82 A Dayton 0123				----- Upcoming Games	
						201 H Richmond 0227	
						203 H Massachusetts 0213	
						262 H George Washington 0126	
						262 A George Washington 0309	
						274 H La Salle 0210	

Non-Div I Games:

Average NET Win: 269

WON-LOST
RECORD

ROAD
RECORD

STRENGTH
OF SCHEDULE

Average NET Loss: 155

DIV. I ONLY	12- 3	3- 3	349
DIV. I NON-CONF.	9- 3	2- 3	328
Quadrant 1		Quadrant 2	Quadrant 3
OVERALL	0-1	1-0	1-1
HOME	0-0	1-0	0-0
AWAY	0-1	0-0	1-1
NEUTRAL	0-0	0-0	0-0
NON-CONFERENCE	0-1	1-0	1-1
HOME	0-0	1-0	0-0
AWAY	0-1	0-0	1-1
NEUTRAL	0-0	0-0	0-0
		Quadrant 4	TOTALS
		10-1	12- 3
		6-0	7- 0
		2-1	3- 3
		2-0	2- 0
		7-1	9- 3
		4-0	5- 0
		1-1	2- 3
		2-0	2- 0

Q1: (H:1-30)(N:1-50)(A:1-75) 0-1 overall, 0-1 non_conference				Q2: (H:31-75)(N:51-100)(A:76-135) 1-0 overall, 1-0 non_conference				Q3: (H:76-160)(N:101-200)(A:136-240) 1-1 overall, 1-1 non_conference				Q4: (H:161+)(N:201+)(A:241+) 10-1 overall, 7-1 non_conference			
NET S Opponent Score				NET S Opponent Score				NET S Opponent Score				NET S Opponent Score			
(H 1-15)(N 1-25)(A 1-40)				(H 31-55)(N 51-75)(A 76-100)				(H 76-160)(N 101-200)(A 136-240)				(H:161+)(N:201+)(A:241+)			
37 A Washington 63 67 1202				39 H San Francisco 73 71 1229				183 A Omaha 74 85 1219				244 A North Dakota St. 63 82 1111			
(H 16-30)(N 26-50)(A 41-75)				(H 56-75)(N 76-100)(A 101-135)				219 A Rice 99 89 1215				261 H Idaho St. 84 65 1222			
Upcoming Games				Upcoming Games				Upcoming Games				263 H Montana St. 88 69 1117			
				131 A UC Irvine 0216				131 H UC Irvine 0131				282 H Sacramento St. 75 58 1129			
								166 A Hawaii 0202				289 A UC Davis 69 58 0117			
								196 A Long Beach St. 0126				291 N Portland St. 76 69 1123			
								204 A Cal St. Fullerton 0124				300 H UC Riverside 72 64 0112			
												310 N Idaho 66 55 1124			
												311 A Wyoming 76 66 1106			
												329 H Ark.-Pine Bluff 55 45 1208			
												332 H Cal Poly 65 56 0109			
												Upcoming Games			
												166 H Hawaii 0221			
												196 H Long Beach St. 0228			
												204 H Cal St. Fullerton 0223			
												278 H CSUN 0206			
												278 A CSUN 0307			
												289 H UC Davis 0209			
												300 A UC Riverside 0214			
												332 A Cal Poly 0309			

Non-Div I Games: Cal Lutheran 88 32

Bethesda (CA) 109 47

Average NET Win: 233 WON-LOST ROAD STRENGTH
Average NET Loss: 97 RECORD RECORD OF SCHEDULE

DIV. I ONLY	11- 4	4- 1	246	
DIV. I NON-CONF.	8- 2	2- 1	324	
<hr/>				
	Quadrant 1	Quadrant 2	Quadrant 3	Quadrant 4
OVERALL	0-1	0-0	5-3	6-0
HOME	0-0	0-0	1-2	4-0
AWAY	0-1	0-0	3-0	1-0
NEUTRAL	0-0	0-0	1-1	1-0
NON-CONFERENCE	0-1	0-0	2-1	6-0
HOME	0-0	0-0	0-0	4-0
AWAY	0-1	0-0	1-0	1-0
NEUTRAL	0-0	0-0	1-1	1-0
				TOTALS
				11- 4
				5- 2
				4- 1
				2- 1
				8- 2
				4- 0
				2- 1
				2- 1

Q1: (H:1-30)(N:1-50)(A:1-75) 0-1 overall, 0-1 non_conference			Q2: (H:31-75)(N:51-100)(A:76-135) 0-0 overall, 0-0 non_conference			Q3: (H:76-160)(N:101-200)(A:136-240) 5-3 overall, 2-1 non_conference			Q4: (H:161+)(N:201+)(A:241+) 6-0 overall, 6-0 non_conference		
NET S Opponent Score			NET S Opponent Score			NET S Opponent Score			NET S Opponent Score		
(H 1-15)(N 1-25)(A 1-40)			(H 31-55)(N 51-75)(A 76-100)			(H 76-160)(N 101-200)(A 136-240)			(H:161+)(N:201+)(A:241+)		
31 A TCU 62 89 1130			-----			77 H Ball St. 72 83 0119			231 H UMKC 81 72 1219		
(H 16-30)(N 26-50)(A 41-75)			(H 56-75)(N 76-100)(A 101-135)			121 H Bowling Green 87 97 0112			260 A Youngstown St. 100 94 1204		
-----			-----			136 A Northern Ill. 78 69 0115			265 H Southern Utah 95 86 1208		
Upcoming Games			Upcoming Games			144 H Akron 88 86 0108			319 N San Jose St. 76 74 1118		
10 A Buffalo 0209			60 H Toledo 0302			159 N Weber St. 76 78 1116			330 H Jackson St. 81 72 1222		
60 A Toledo 0126			77 A Ball St. 0223			170 N CSU Bakersfield 67 55 1115			347 H Chicago St. 101 60 1109		
			121 A Bowling Green 0212			171 A Miami (OH) 84 77 0105			-----		
						195 A Sam Houston St. 81 65 1128			Upcoming Games		
						-----			164 H Eastern Mich. 0129		
						Upcoming Games			245 H Western Mich. 0202		
						136 H Northern Ill. 0305			245 A Western Mich. 0308		
						140 H Kent St. 0219					
						144 A Akron 0122					
						155 H Ohio 0216					
						164 A Eastern Mich. 0226					

Non-Div I Games:	Siena Heights	103	75	Ind - South Bend	123	76	Concordia (MI)	98	67
------------------	---------------	-----	----	------------------	-----	----	----------------	----	----

Average NET Win: 224 WON-LOST ROAD STRENGTH
Average NET Loss: 121 RECORD RECORD OF SCHEDULE

DIV. I ONLY	8- 7	4- 6	186		
DIV. I NON-CONF.	5- 3	3- 2	244		
	Quadrant 1	Quadrant 2	Quadrant 3	Quadrant 4	TOTALS
OVERALL	0-1	1-4	4-2	3-0	8- 7
HOME	0-0	0-0	1-0	2-0	3- 0
AWAY	0-1	1-4	3-1	0-0	4- 6
NEUTRAL	0-0	0-0	0-1	1-0	1- 1
NON-CONFERENCE	0-1	1-1	2-1	2-0	5- 3
HOME	0-0	0-0	0-0	1-0	1- 0
AWAY	0-1	1-1	2-0	0-0	3- 2
NEUTRAL	0-0	0-0	0-1	1-0	1- 1

Q1: (H:1-30)(N:1-50)(A:1-75) 0-1 overall, 0-1 non_conference					Q2: (H:31-75)(N:51-100)(A:76-135) 1-4 overall, 1-1 non_conference					Q3: (H:76-160)(N:101-200)(A:136-240) 4-2 overall, 2-1 non_conference					Q4: (H:161+)(N:201+)(A:241+) 3-0 overall, 2-0 non_conference								
NET	S	Opponent	Score		NET	S	Opponent	Score		NET	S	Opponent	Score		NET	S	Opponent	Score					
(H 1-15)(N 1-25)(A 1-40)					(H 31-55)(N 51-75)(A 76-100)					(H 76-160)(N 101-200)(A 136-240)					(H:161+)(N:201+)(A:241+)								
33	A	Kansas St.	51	55	1219	85	A	North Texas	62	65	0105	146	H	UAB	73	68	0112	285	N	Western Caro.	68	63	1121
-----					86	A	Old Dominion	60	78	0119	188	N	North Florida	48	64	1120	297	H	South Alabama	71	67	1128	
(H 16-30)(N 26-50)(A 41-75)					-----					199	A	Troy	81	66	1115	301	H	Middle Tenn.	77	70	0110		
-----					(H 56-75)(N 76-100)(A 101-135)					-----					-----								
Upcoming Games					111	A	Wichita St.	60	63	1215	Upcoming Games					Upcoming Games							
					123	A	Louisiana Tech	56	71	1229													
					126	A	SMU	74	64	1111													

					Upcoming Games																		

Non-Div I Games:	Southeastern Rant	111	66	Rust	106	46	Millsans	81	47	William Carey	72	78
------------------	-------------------	-----	----	------	-----	----	----------	----	----	---------------	----	----

Average NET Win: 258 WON-LOST RECORD ROAD RECORD STRENGTH OF SCHEDULE
Average NET Loss: 111

DIV. I ONLY	7- 10	2- 4	164
DIV. I NON-CONF.	4- 8	0- 4	199
Quadrant 1		Quadrant 2	Quadrant 3
OVERALL	0-2	0-5	1-2
HOME	0-1	0-2	0-0
AWAY	0-1	0-2	0-1
NEUTRAL	0-0	0-1	1-1
NON-CONFERENCE	0-1	0-4	1-2
HOME	0-0	0-1	0-0
AWAY	0-1	0-2	0-1
NEUTRAL	0-0	0-1	1-1
		Quadrant 4	TOTALS
		6-1	7- 10
		4-1	4- 4
		2-0	2- 4
		0-0	1- 2
		3-1	4- 8
		3-1	3- 2
		0-0	0- 4
		0-0	1- 2

Q1: (H:1-30)(N:1-50)(A:1-75) 0-2 overall, 0-1 non_conference					Q2: (H:31-75)(N:51-100)(A:76-135) 0-5 overall, 0-4 non_conference					Q3: (H:76-160)(N:101-200)(A:136-240) 1-2 overall, 1-2 non_conference					Q4: (H:161+)(N:201+)(A:241+) 6-1 overall, 3-1 non_conference								
NET	S	Opponent	Score		NET	S	Opponent	Score		NET	S	Opponent	Score		NET	S	Opponent	Score					
(H 1-15)(N 1-25)(A 1-40)					(H 31-55)(N 51-75)(A 76-100)					(H 76-160)(N 101-200)(A 136-240)					(H:161+)(N:201+)(A:241+)								
-----					-----					-----					-----								
(H 16-30)(N 26-50)(A 41-75)					(H 56-75)(N 76-100)(A 101-135)					Upcoming Games					Upcoming Games								
22	H	Nevada	71	72	0115	62	N	Creighton	82	94	1119	154	A	Loyola Marymount	69	70	1219	168	H	San Diego St.	88	64	0105
68	A	Oregon	54	66	1215	95	A	Grand Canyon	67	69	1201	181	N	St. Bonaventure	72	52	1120	177	H	Pacific	83	71	1222
-----					-----					-----					-----								
Upcoming Games					Upcoming Games					Upcoming Games					Upcoming Games								
22	A	Nevada	0202		64	H	Fresno St.	53	63	0119	152	H	UNLV	0206		168	H	San Diego St.	0216				
64	A	Fresno St.	0213		68	H	Oregon	50	62	1229	152	A	UNLV	0302		182	A	New Mexico	0306				
					133	A	Drake	74	83	1127	168	A	San Diego St.	0216		224	A	Colorado St.	0129				
					Upcoming Games																		
					42	H	Utah St.	0223															
					</																		

Non-Div I Games: Central Wash 82 62

Average NET Win: 250 WON-LOST RECORD ROAD RECORD STRENGTH OF SCHEDULE
 Average NET Loss: 135

DIV. I ONLY	8- 8	0- 5	293		
DIV. I NON-CONF.	6- 5	0- 2	302		
<hr/>					
	Quadrant 1	Quadrant 2	Quadrant 3	Quadrant 4	TOTALS
OVERALL	0-1	0-1	1-6	7-0	8- 8
HOME	0-0	0-0	0-1	6-0	6- 1
AWAY	0-1	0-0	0-4	0-0	0- 5
NEUTRAL	0-0	0-1	1-1	1-0	2- 2
NON-CONFERENCE	0-1	0-1	1-3	5-0	6- 5
HOME	0-0	0-0	0-1	4-0	4- 1
AWAY	0-1	0-0	0-1	0-0	0- 2
NEUTRAL	0-0	0-1	1-1	1-0	2- 2

Q1: (H:1-30)(N:1-50)(A:1-75) 0-1 overall, 0-1 non_conference				Q2: (H:31-75)(N:51-100)(A:76-135) 0-1 overall, 0-1 non_conference				Q3: (H:76-160)(N:101-200)(A:136-240) 1-6 overall, 1-3 non_conference				Q4: (H:161+)(N:201+)(A:241+) 7-0 overall, 5-0 non_conference			
NET S Opponent Score				NET S Opponent Score				NET S Opponent Score				NET S Opponent Score			
(H 1-15)(N 1-25)(A 1-40)				(H 31-55)(N 51-75)(A 76-100)				(H 76-160)(N 101-200)(A 136-240)				(H:161+)(N:201+)(A:241+)			
22 A Nevada 62 68 1222				59 N Clemson 69 72 1119				125 H Marshall 74 75 1215				164 H Eastern Mich. 51 49 0115			
(H 16-30)(N 26-50)(A 41-75)				(H 56-75)(N 76-100)(A 101-135)				136 A Northern Ill. 56 73 0112				173 H Detroit Mercy 71 59 1201			
Upcoming Games				Upcoming Games				141 A Central Mich. 86 88 0108				245 H Western Mich. 56 48 0105			
10 H Buffalo 0212				77 A Ball St. 0216				171 A Miami (OH) 61 68 0119				260 N Youngstown St. 98 69 1110			
10 A Buffalo 0226				121 A Bowling Green 0219				181 N St. Bonaventure 61 49 1121				313 H Tennessee St. 82 60 1218			
60 A Toledo 0205								187 N Illinois St. 68 73 1120				317 H Alabama St. 86 54 1128			
								238 A Purdue Fort Wayne 65 68 1205				347 H Chicago St. 87 46 1116			
								Upcoming Games				Upcoming Games			
								121 H Bowling Green 0305				171 H Miami (OH) 0223			
								136 H Northern Ill. 0126							
								140 H Kent St. 0209							
								140 A Kent St. 0308							
								141 H Central Mich. 0122							
								155 A Ohio 0202							
								155 H Ohio 0302							

Non-Div I Games: Carnegie Mellon 82 55 Cedarville 70 50

Average NET Win: 220

WON-LOST RECORD

ROAD RECORD

STRENGTH OF SCHEDULE

Average NET Loss: 126

DIV. I ONLY	8- 10	3- 5	172
DIV. I NON-CONF.	4- 7	0- 3	102
Quadrant 1		Quadrant 2	Quadrant 3
OVERALL	0-2	1-2	1-4
HOME	0-0	1-0	0-0
AWAY	0-1	0-1	1-3
NEUTRAL	0-1	0-1	0-1
NON-CONFERENCE	0-2	1-1	0-3
HOME	0-0	1-0	0-0
AWAY	0-1	0-0	0-2
NEUTRAL	0-1	0-1	0-1
		Quadrant 4	TOTALS
		6-2	8- 10
		4-2	5- 2
		2-0	3- 5
		0-0	0- 3
		3-1	4- 7
		3-1	4- 1
		0-0	0- 3
		0-0	0- 3

Q1: (H:1-30)(N:1-50)(A:1-75) 0-2 overall, 0-2 non_conference				Q2: (H:31-75)(N:51-100)(A:76-135) 1-2 overall, 1-1 non_conference				Q3: (H:76-160)(N:101-200)(A:136-240) 1-4 overall, 0-3 non_conference				Q4: (H:161+)(N:201+)(A:241+) 6-2 overall, 3-1 non_conference			
NET	S	Opponent	Score	NET	S	Opponent	Score	NET	S	Opponent	Score	NET	S	Opponent	Score
		(H 1-15)(N 1-25)(A 1-40)				(H 31-55)(N 51-75)(A 76-100)									
-----				-----				-----				-----			
		(H 16-30)(N 26-50)(A 41-75)				(H 56-75)(N 76-100)(A 101-135)									
27	N	Mississippi St.	63 67 1222	60	H	Toledo	84 74 1114	126	N	SMU	76 77 1121	171	H	Miami (OH)	62 65 1205
45	A	Murray St.	54 73 1110	76	N	Penn St.	59 77 1120	140	A	Kent St.	76 83 1208	188	H	North Florida	89 72 1117
-----				-----				-----				-----			
Upcoming Games				109	A	Northern Ky.	64 68 0111	173	A	Detroit Mercy	58 79 0103	192	H	IUPUI	72 64 1230
				Upcoming Games				180	A	Indiana St.	63 69 1201	210	H	UIC	72 75 1228
								228	A	Oakland	89 73 0105	254	H	Morehead St.	78 67 1218
								Upcoming Games				260	A	Youngstown St.	80 74 0117
								109	H	Northern Ky.	0215	285	H	Western Caro.	96 73 1107
								192	A	IUPUI	0203	296	A	Cleveland St.	89 66 0119
								206	A	Green Bay	0228	-----			
								210	A	UIC	0201	Upcoming Games			
												173	H	Detroit Mercy	0209
												206	H	Green Bay	0126
												228	H	Oakland	0207
												260	H	Youngstown St.	0223
												287	H	Milwaukee	0124
												287	A	Milwaukee	0302
												296	H	Cleveland St.	0221

Non-Div I Games: Cedarville 58 39

Northwestern Ohi 91 52

Average NET Win: 252 WON-LOST ROAD STRENGTH
Average NET Loss: 101 RECORD RECORD OF SCHEDULE

DIV. I ONLY	10- 7	1- 3	233
DIV. I NON-CONF.	6- 5	1- 1	294
Quadrant 1		Quadrant 2	Quadrant 3
OVERALL	0-3	0-1	0-2
HOME	0-0	0-0	0-0
AWAY	0-1	0-1	0-1
NEUTRAL	0-2	0-0	0-1
NON-CONFERENCE	0-3	0-0	0-1
HOME	0-0	0-0	0-0
AWAY	0-1	0-0	0-0
NEUTRAL	0-2	0-0	0-1
		Quadrant 4	TOTALS
		10-1	10- 7
		8-1	8- 1
		1-0	1- 3
		1-0	1- 3
		6-1	6- 5
		4-1	4- 1
		1-0	1- 1
		1-0	1- 3

Q1: (H:1-30)(N:1-50)(A:1-75) 0-3 overall, 0-3 non_conference				Q2: (H:31-75)(N:51-100)(A:76-135) 0-1 overall, 0-0 non_conference				Q3: (H:76-160)(N:101-200)(A:136-240) 0-2 overall, 0-1 non_conference				Q4: (H:161+)(N:201+)(A:241+) 10-1 overall, 6-1 non_conference			
NET S Opponent Score				NET S Opponent Score				NET S Opponent Score				NET S Opponent Score			
(H 1-15)(N 1-25)(A 1-40)				(H 31-55)(N 51-75)(A 76-100)				(H 76-160)(N 101-200)(A 136-240)				(H:161+)(N:201+)(A:241+)			
23 N Auburn 71 75 1215								115 N Col. of Charleston 51 74 1123				176 H UTSA 83 73 0119			
								142 A Southern Miss. 68 73 0112				178 H Fla. Atlantic 67 50 0103			
												184 H Mercer 75 67 1106			
								Upcoming Games				190 H FIU 84 65 0105			
								86 H Old Dominion 0207				199 H Troy 73 74 1221			
								219 A Rice 0126				255 N Canisius 68 58 1125			
41 N Florida St. 63 81 1122				123 A Louisiana Tech 53 64 0110								264 H UTEP 76 63 0117			
65 A Memphis 76 94 1208												275 H New Orleans 75 68 1114			
												305 H North Ala. 73 67 1204			
												345 H Alcorn 76 49 1218			
												349 A Alabama A&M 67 57 1129			
												Upcoming Games			
												225 H Charlotte 0209			
												301 A Middle Tenn. 0130			
												301 H Middle Tenn. 0202			

Non-Div I Games:	Ark -Monticello	75 67	West Ala	77 47
------------------	-----------------	-------	----------	-------

Average NET Win: 248

Average NET Loss: 144

WON-LOST
RECORD

ROAD
RECORD

STRENGTH
OF SCHEDULE

DIV. I ONLY	10- 8	5- 8	224
DIV. I NON-CONF.	7- 5	4- 5	273
Quadrant 1		Quadrant 2	Quadrant 3
OVERALL	0-2	0-2	3-2
HOME	0-0	0-0	1-0
AWAY	0-2	0-2	2-2
NEUTRAL	0-0	0-0	0-0
NON-CONFERENCE	0-2	0-2	1-1
HOME	0-0	0-0	0-0
AWAY	0-2	0-2	1-1
NEUTRAL	0-0	0-0	0-0
		Quadrant 4	TOTALS
		7-2	10- 8
		4-0	5- 0
		3-2	5- 8
		0-0	0- 0
		6-0	7- 5
		3-0	3- 0
		3-0	4- 5
		0-0	0- 0

Q1: (H:1-30)(N:1-50)(A:1-75) 0-2 overall, 0-2 non_conference					Q2: (H:31-75)(N:51-100)(A:76-135) 0-2 overall, 0-2 non_conference					Q3: (H:76-160)(N:101-200)(A:136-240) 3-2 overall, 1-1 non_conference					Q4: (H:161+)(N:201+)(A:241+) 7-2 overall, 6-0 non_conference								
NET	S	Opponent	Score		NET	S	Opponent	Score		NET	S	Opponent	Score		NET	S	Opponent	Score					
(H 1-15)(N 1-25)(A 1-40)					(H 31-55)(N 51-75)(A 76-100)					(H 76-160)(N 101-200)(A 136-240)					(H:161+)(N:201+)(A:241+)								
-----					-----					-----					-----								
(H 16-30)(N 26-50)(A 41-75)					(H 56-75)(N 76-100)(A 101-135)					(H 76-160)(N 101-200)(A 136-240)					(H:161+)(N:201+)(A:241+)								
47	A	Syracuse	56	77	1121	76	A	Penn St.	65	76	1208	151	H	Lehigh	91	78	0112	205	H	American	73	69	0106
55	A	Pittsburgh	54	68	1229							160	A	NJIT	78	81	1106	243	A	Columbia	64	62	1205

Non-Div I Games: Nazareth 86 68

Average NET Win: 202

WON-LOST RECORD

ROAD RECORD

STRENGTH OF SCHEDULE

Average NET Loss: 115

DIV. I ONLY	6- 7	3- 6	99
DIV. I NON-CONF.	6- 6	3- 5	101
Quadrant 1		Quadrant 2	Quadrant 3
OVERALL	1-3	0-1	2-2
HOME	0-0	0-0	0-1
AWAY	1-3	0-1	1-1
NEUTRAL	0-0	0-0	1-0
NON-CONFERENCE	1-3	0-1	2-1
HOME	0-0	0-0	0-1
AWAY	1-3	0-1	1-0
NEUTRAL	0-0	0-0	1-0
		Quadrant 4	TOTALS
		3-1	6- 7
		2-0	2- 1
		1-1	3- 6
		0-0	1- 0
		3-1	6- 6
		2-0	2- 1
		1-1	3- 5
		0-0	1- 0

Q1: (H:1-30)(N:1-50)(A:1-75) 1-3 overall, 1-3 non_conference					Q2: (H:31-75)(N:51-100)(A:76-135) 0-1 overall, 0-1 non_conference					Q3: (H:76-160)(N:101-200)(A:136-240) 2-2 overall, 2-1 non_conference					Q4: (H:161+)(N:201+)(A:241+) 3-1 overall, 3-1 non_conference																																																																																																																																																																																																																																																																																																																																																																																																																																																																																																																																																																																																																																																																																																																																																																																																																																																																																																																																																																																																																																																																																																																																																								
NET	S	Opponent	Score		NET	S	Opponent	Score		NET	S	Opponent	Score		NET	S	Opponent	Score																																																																																																																																																																																																																																																																																																																																																																																																																																																																																																																																																																																																																																																																																																																																																																																																																																																																																																																																																																																																																																																																																																																																																					
(H 1-15)(N 1-25)(A 1-40)					(H 31-55)(N 51-75)(A 76-100)					(H 76-160)(N 101-200)(A 136-240)					(H 161+)(N 201+)(A 241+)																																																																																																																																																																																																																																																																																																																																																																																																																																																																																																																																																																																																																																																																																																																																																																																																																																																																																																																																																																																																																																																																																																																																																								
9	A	North Carolina	57	77	0102					101	H	Northeastern	71	81	1109	191	H	Holy Cross	73	62	1128																																																																																																																																																																																																																																																																																																																																																																																																																																																																																																																																																																																																																																																																																																																																																																																																																																																																																																																																																																																																																																																																																																																																																		
39	A	San Francisco	57	61	1121					184	N	Mercer	71	67	1229	262	H	George Washington	75	61	1222																																																																																																																																																																																																																																																																																																																																																																																																																																																																																																																																																																																																																																																																																																																																																																																																																																																																																																																																																																																																																																																																																																																																																		
					(H 56-75)(N 76-100)(A 101-135)										267					A	Siena	64	67	1201																																																																																																																																																																																																																																																																																																																																																																																																																																																																																																																																																																																																																																																																																																																																																																																																																																																																																																																																																																																																																																																																																																																																															
(H 16-30)(N 26-50)(A 41-75)										203					A	Massachusetts	74	71	1113	326					A	Howard	84	71	0121																																																																																																																																																																																																																																																																																																																																																																																																																																																																																																																																																																																																																																																																																																																																																																																																																																																																																																																																																																																																																																																																																																																																										
					128					A	Rhode Island	74	76	1116																																																																																																																																																																																																																																																																																																																																																																																																																																																																																																																																																																																																																																																																																																																																																																																																																																																																																																																																																																																																																																																																																																																																																									
										Upcoming Games					92					H	Penn			0301	167					H	Princeton			0302																																																																																																																																																																																																																																																																																																																																																																																																																																																																																																																																																																																																																																																																																																																																																																																																																																																																																																																																																																																																																																																																																																																																					
48	A	Saint Mary's (CA)	74	68	1124					129	H	Brown			0202																																																																																																																																																																																																																																																																																																																																																																																																																																																																																																																																																																																																																																																																																																																																																																																																																																																																																																																																																																																																																																																																																																																																																								

Non-Div I Games: MIT

78 66

Average NET Win: 293 WON-LOST ROAD STRENGTH
Average NET Loss: 88 RECORD RECORD OF SCHEDULE

DIV. I ONLY		10- 6	6- 4	327
DIV. I NON-CONF.		5- 5	3- 4	216
Quadrant 1		Quadrant 2	Quadrant 3	Quadrant 4
OVERALL	0-3	0-1	1-1	9-1
HOME	0-0	0-0	0-1	4-1
AWAY	0-3	0-1	1-0	5-0
NEUTRAL	0-0	0-0	0-0	0-0
NON-CONFERENCE	0-3	0-1	1-1	4-0
HOME	0-0	0-0	0-1	2-0
AWAY	0-3	0-1	1-0	2-0
NEUTRAL	0-0	0-0	0-0	0-0
				TOTALS
				10- 6
				4- 2
				6- 4
				0- 0
				5- 5
				2- 1
				3- 4
				0- 0

Q1: (H:1-30)(N:1-50)(A:1-75) 0-3 overall, 0-3 non_conference				Q2: (H:31-75)(N:51-100)(A:76-135) 0-1 overall, 0-1 non_conference				Q3: (H:76-160)(N:101-200)(A:136-240) 1-1 overall, 1-1 non_conference				Q4: (H:161+)(N:201+)(A:241+) 9-1 overall, 4-0 non_conference			
NET S Opponent Score				NET S Opponent Score				NET S Opponent Score				NET S Opponent Score			
(H 1-15)(N 1-25)(A 1-40)				(H 31-55)(N 51-75)(A 76-100)				(H 76-160)(N 101-200)(A 136-240)				(H:161+)(N:201+)(A:241+)			
8 A Kentucky 74 87 1121				89 A Vanderbilt 79 92 1106				81 H ETSU 74 76 1117				230 H High Point 80 63 0112			
(H 16-30)(N 26-50)(A 41-75)				(H 56-75)(N 76-100)(A 101-135)				156 A Southern Ill. 79 71 1222				235 H Longwood 61 75 0116			
41 A Florida St. 76 87 0101				Upcoming Games				Upcoming Games				242 H Prairie View 76 62 1229			
71 A Davidson 81 99 1204				91 A Radford 0221				91 H Radford 0202				248 A Campbell 90 86 0110			
Upcoming Games								157 H Gardner-Webb 0124				324 A SIUE 94 82 1110			
								157 A Gardner-Webb 0216				331 A USC Upstate 82 72 0119			
								202 A Presbyterian 0126				339 A Tennessee Tech 82 70 1128			
												352 H UMES 88 74 1220			
												353 A UNC Asheville 80 65 0105			
												353 H UNC Asheville 66 45 0121			
												Upcoming Games			
												202 H Presbyterian 0213			
												271 H Hampton 0209			
												271 A Hampton 0228			
												293 A Charleston So. 0207			
												293 H Charleston So. 0223			

Non-Div I Games:	Warren Wilson	116 76	Hiwassee	109 66	Pfeiffer	134 99
------------------	---------------	--------	----------	--------	----------	--------

Average NET Win: 218 WON-LOST RECORD ROAD RECORD STRENGTH OF SCHEDULE
Average NET Loss: 88

DIV. I ONLY	13- 5	2- 2	212		
DIV. I NON-CONF.	9- 4	0- 1	245		
	Quadrant 1	Quadrant 2	Quadrant 3	Quadrant 4	TOTALS
OVERALL	0-1	1-2	3-2	9-0	13- 5
HOME	0-0	0-0	2-2	8-0	10- 2
AWAY	0-1	0-1	1-0	1-0	2- 2
NEUTRAL	0-0	1-1	0-0	0-0	1- 1
NON-CONFERENCE	0-0	1-2	1-2	7-0	9- 4
HOME	0-0	0-0	1-2	7-0	8- 2
AWAY	0-0	0-1	0-0	0-0	0- 1
NEUTRAL	0-0	1-1	0-0	0-0	1- 1

Q1: (H:1-30)(N:1-50)(A:1-75) 0-1 overall, 0-0 non_conference			Q2: (H:31-75)(N:51-100)(A:76-135) 1-2 overall, 1-2 non_conference			Q3: (H:76-160)(N:101-200)(A:136-240) 3-2 overall, 1-2 non_conference			Q4: (H:161+)(N:201+)(A:241+) 9-0 overall, 7-0 non_conference		
NET S Opponent Score			NET S Opponent Score			NET S Opponent Score			NET S Opponent Score		
(H 1-15)(N 1-25)(A 1-40)			(H 31-55)(N 51-75)(A 76-100)			(H 76-160)(N 101-200)(A 136-240)			(H:161+)(N:201+)(A:241+)		
-----			55 N Pittsburgh 53 74 1130			76 H Penn St. 67 73 1219			209 H William & Mary 84 70 1110		
(H 16-30)(N 26-50)(A 41-75)			78 A Notre Dame 56 67 1120			125 H Marshall 93 82 1205			210 H UIC 89 88 1112		
-----			-----			158 H Saint Joseph's 85 84 0112			217 H UMass Lowell 83 71 1125		
71 A Davidson 61 65 0105			(H 56-75)(N 76-100)(A 101-135)			160 H NJIT 67 78 1231			218 H Fordham 66 61 0109		
-----			-----			201 A Richmond 74 68 0116			223 H Eastern Ky. 85 84 1222		
Upcoming Games			91 N Radford 69 64 1117			Upcoming Games			235 H Longwood 80 71 1209		
67 A Saint Louis 0306			-----			82 H Dayton 0309			262 A George Washington 91 85 0120		
			Upcoming Games			128 H Rhode Island 0130			328 H Maine 72 46 1216		
			52 H VCU 0126			138 A George Mason 0223			352 H UMES 72 57 1213		
			67 H Saint Louis 0123			181 A St. Bonaventure 0227			Upcoming Games		
			82 A Dayton 0202			218 A Fordham 0209			181 H St. Bonaventure 0206		
									203 H Massachusetts 0302		
									262 H George Washington 0216		
									274 A La Salle 0213		

Non-Div I Games:

Average NET Win: 253

WON-LOST
RECORD

ROAD
RECORD

STRENGTH
OF SCHEDULE

Average NET Loss: 101

DIV. I ONLY		11- 6	4- 5	214
DIV. I NON-CONF.		7- 4	3- 4	248
Quadrant 1		Quadrant 2	Quadrant 3	Quadrant 4
OVERALL	0-2	0-2	1-1	10-1
HOME	0-0	0-0	0-0	7- 1
AWAY	0-2	0-2	1-1	3-0
NEUTRAL	0-0	0-0	0-0	0-0
NON-CONFERENCE	0-2	0-2	0-0	7-0
HOME	0-0	0-0	0-0	4-0
AWAY	0-2	0-2	0-0	3-0
NEUTRAL	0-0	0-0	0-0	0-0
				TOTALS
				11- 6
				7- 1
				4- 5
				0- 0
				7- 4
				4- 0
				3- 4
				0- 0

Q1: (H:1-30)(N:1-50)(A:1-75) 0-2 overall, 0-2 non_conference			Q2: (H:31-75)(N:51-100)(A:76-135) 0-2 overall, 0-2 non_conference			Q3: (H:76-160)(N:101-200)(A:136-240) 1-1 overall, 0-0 non_conference			Q4: (H:161+)(N:201+)(A:241+) 10-1 overall, 7-0 non_conference		
NET S Opponent Score			NET S Opponent Score			NET S Opponent Score			NET S Opponent Score		
(H 1-15)(N 1-25)(A 1-40)			(H 31-55)(N 51-75)(A 76-100)			(H 76-160)(N 101-200)(A 136-240)			(H:161+)(N:201+)(A:241+)		
33 A Kansas St. 58 77 1124			93 A Miami (FL) 62 83 1109			147 A Colgate 78 91 0112			163 H Bucknell 83 85 0119		
-----			94 A West Virginia 68 78 1230			191 A Holy Cross 99 94 0109			167 H Princeton 72 57 1116		
(H 16-30)(N 26-50)(A 41-75)			-----			-----			205 H American 83 76 0116		
74 A Yale 87 97 1205			(H 56-75)(N 76-100)(A 101-135)			Upcoming Games			211 H Arkansas St. 82 70 1201		
-----			-----			147 H Colgate 0204			267 A Siena 80 69 1121		
Upcoming Games			Upcoming Games			163 A Bucknell 0211			276 H Marist 78 72 1113		
						205 A American 0227			277 A Monmouth 85 61 1106		
						236 A Boston U. 0216			279 H Saint Francis (PA) 88 76 1222		
									284 H Lafayette 86 83 0102		
									290 H Loyola Maryland 89 72 0106		
									333 A Mt. St. Mary's 85 78 1208		

									Upcoming Games		
									191 H Holy Cross 0224		
									236 H Boston U. 0126		
									249 A Army West Point 0202		
									249 H Army West Point 0220		
									284 A Lafayette 0130		
									290 A Loyola Maryland 0302		
									295 A Navy 0123		
									295 H Navy 0209		

Non-Div I Games:

Average NET Win: 228 WON-LOST ROAD STRENGTH
Average NET Loss: 150 RECORD RECORD OF SCHEDULE

DIV. I ONLY		10- 7	2- 2	232
DIV. I NON-CONF.		6- 6	1- 1	124
Quadrant 1		Quadrant 2	Quadrant 3	Quadrant 4
OVERALL	0-0	0-2	3-3	7-2
HOME	0-0	0-1	0-1	7- 3
AWAY	0-0	0-1	2-0	0-1
NEUTRAL	0-0	0-0	1-2	0-0
NON-CONFERENCE	0-0	0-2	2-3	4-1
HOME	0-0	0-1	0-1	4-1
AWAY	0-0	0-1	1-0	0-0
NEUTRAL	0-0	0-0	1-2	0-0
				TOTALS
				10- 7
				7- 3
				2- 2
				1- 2
				6- 6
				4- 3
				1- 1
				1- 2

Q1: (H:1-30)(N:1-50)(A:1-75) 0-0 overall, 0-0 non_conference			Q2: (H:31-75)(N:51-100)(A:76-135) 0-2 overall, 0-2 non_conference			Q3: (H:76-160)(N:101-200)(A:136-240) 3-3 overall, 2-3 non_conference			Q4: (H:161+)(N:201+)(A:241+) 7-2 overall, 4-1 non_conference		
NET S Opponent Score			NET S Opponent Score			NET S Opponent Score			NET S Opponent Score		
(H 1-15)(N 1-25)(A 1-40)			(H 31-55)(N 51-75)(A 76-100)			(H 76-160)(N 101-200)(A 136-240)			(H:161+)(N:201+)(A:241+)		
-----			-----			-----			-----		
(H 16-30)(N 26-50)(A 41-75)			(H 56-75)(N 76-100)(A 101-135)			(H 76-160)(N 101-200)(A 136-240)			(H:161+)(N:201+)(A:241+)		
-----			-----			-----			-----		
Upcoming Games			Upcoming Games			Upcoming Games			Upcoming Games		
22 H Nevada 0129			110 A Illinois 74 77 1208			143 A Boise St. 0206			172 H Valparaiso 64 72 1128		
22 A Nevada 0227			Upcoming Games			143 H Boise St. 0302			177 H Pacific 96 70 1120		
42 A Utah St. 0202			64 H Fresno St. 0209			168 A San Diego St. 0126			224 H Colorado St. 78 76 0102		
						224 A Colorado St. 0309			228 H Oakland 74 61 1116		
									241 A Air Force 88 106 0116		
									265 H Southern Utah 76 71 1123		
									300 H UC Riverside 72 51 1113		
									311 H Wyoming 68 56 0105		
									319 H San Jose St. 94 56 0119		

									Upcoming Games		
									168 H San Diego St. 0223		
									182 H New Mexico 0122		
									241 H Air Force 0212		
									311 A Wyoming 0219		
									319 A San Jose St. 0216		

Non-Div I Games:

Average NET Win: 273

Average NET Loss: 120

WON-LOST
RECORD

ROAD
RECORD

STRENGTH
OF SCHEDULE

DIV. I ONLY		10- 7	4- 6	177
DIV. I NON-CONF.		5- 7	1- 6	115
Quadrant 1		Quadrant 2	Quadrant 3	Quadrant 4
OVERALL	0-3	0-2	1-1	9-1
HOME	0-0	0-0	0-0	5-0
AWAY	0-3	0-2	0-1	4-0
NEUTRAL	0-0	0-0	1-0	0-1
NON-CONFERENCE	0-3	0-2	1-1	4-1
HOME	0-0	0-0	0-0	3-0
AWAY	0-3	0-2	0-1	1-0
NEUTRAL	0-0	0-0	1-0	0-1
				TOTALS
				10- 7
				5- 0
				4- 6
				1- 1
				5- 7
				3- 0
				1- 6
				1- 1

Q1: (H:1-30)(N:1-50)(A:1-75) 0-3 overall, 0-3 non_conference				Q2: (H:31-75)(N:51-100)(A:76-135) 0-2 overall, 0-2 non_conference				Q3: (H:76-160)(N:101-200)(A:136-240) 1-1 overall, 1-1 non_conference				Q4: (H:161+)(N:201+)(A:241+) 9-1 overall, 4-1 non_conference			
NET S Opponent Score				NET S Opponent Score				NET S Opponent Score				NET S Opponent Score			
(H 1-15)(N 1-25)(A 1-40)				(H 31-55)(N 51-75)(A 76-100)				(H 76-160)(N 101-200)(A 136-240)				(H:161+)(N:201+)(A:241+)			
36 A UCF 70 84 1106				94 A West Virginia 78 92 1128				189 N Northern Colo. 74 67 1222				246 H Robert Morris 69 50 1215			
(H 16-30)(N 26-50)(A 41-75)				(H 56-75)(N 76-100)(A 101-135)				197 A Washington St. 80 94 1217				255 A Canisius 82 73 0111			
50 A Hofstra 73 89 1208				133 A Drake 58 76 1219				Upcoming Games				258 H Norfolk St. 81 71 1212			
52 A VCU 79 90 1230				Upcoming Games				221 A Iona 0125				259 H Quinnipiac 72 67 0105			
Upcoming Games												268 A Wagner 89 65 1124			
												272 A Fairfield 83 82 0103			
												278 N CSUN 80 81 1223			
												299 A Niagara 104 84 0113			
												335 H Manhattan 60 47 0119			
												346 H Coppin St. 87 67 1119			
												Upcoming Games			
												221 H Iona 0301			
												255 H Canisius 0208			
												259 A Quinnipiac 0212			
												267 H Siena 0210			
												276 H Marist 0127			
												276 A Marist 0303			
												277 A Monmouth 0202			
												277 H Monmouth 0215			
												299 H Niagara 0222			
												323 H Saint Peter's 0131			
												323 A Saint Peter's 0217			
												335 A Manhattan 0205			

Non-Div I Games:

Average NET Win: 226

Average NET Loss: 127

WON-LOST RECORD

ROAD RECORD

STRENGTH OF SCHEDULE

DIV. I ONLY	12- 5	3- 4	302
DIV. I NON-CONF.	10- 2	3- 2	337
Quadrant 1		Quadrant 2	Quadrant 3
OVERALL	0-1	0-2	5-1
HOME	0-0	0-1	1-0
AWAY	0-1	0-1	2-1
NEUTRAL	0-0	0-0	2-0
NON-CONFERENCE	0-0	0-1	5-0
HOME	0-0	0-0	1-0
AWAY	0-0	0-1	2-0
NEUTRAL	0-0	0-0	2-0
		Quadrant 4	TOTALS
		7-1	12- 5
		6-0	7- 1
		1-1	3- 4
		0-0	2- 0
		5-1	10- 2
		4-0	5- 0
		1-1	3- 2
		0-0	2- 0

Q1: (H:1-30)(N:1-50)(A:1-75) 0-1 overall, 0-0 non_conference			Q2: (H:31-75)(N:51-100)(A:76-135) 0-2 overall, 0-1 non_conference			Q3: (H:76-160)(N:101-200)(A:136-240) 5-1 overall, 5-0 non_conference			Q4: (H:161+)(N:201+)(A:241+) 7-1 overall, 5-1 non_conference		
NET S Opponent Score			NET S Opponent Score			NET S Opponent Score			NET S Opponent Score		
(H 1-15)(N 1-25)(A 1-40)			(H 31-55)(N 51-75)(A 76-100)			(H 76-160)(N 101-200)(A 136-240)			(H:161+)(N:201+)(A:241+)		
4 A Gonzaga 55 73 0117			48 H Saint Mary's (CA) 60 71 0112			103 N Georgetown 65 52 1116			175 H Pepperdine 74 70 0119		
(H 16-30)(N 26-50)(A 41-75)			(H 56-75)(N 76-100)(A 101-135)			143 H Boise St. 70 69 1219			278 H CSUN 79 64 1113		
Upcoming Games			106 A UCLA 58 82 1202			152 A UNLV 61 50 1110			281 H Central Conn. St. 76 74 1121		
4 H Gonzaga 0214			Upcoming Games			155 N Ohio 65 56 1118			289 H UC Davis 77 59 1228		
39 A San Francisco 0302			107 A BYU 0202			175 A Pepperdine 62 77 0103			291 A Portland St. 85 58 1215		
			116 A San Diego 0124			204 A Cal St. Fullerton 59 49 1205			300 A UC Riverside 53 60 1222		
						Upcoming Games			318 H Portland 76 64 0105		
						107 H BYU 0216			325 H Florida A&M 71 63 1124		
						116 H San Diego 0207			Upcoming Games		
						177 A Pacific 0223			177 H Pacific 0131		
						185 A Santa Clara 0126			185 H Santa Clara 0228		
									318 A Portland 0209		

Non-Div I Games: Westcliff 75 43

Bethesda (CA) 106 50

Average NET Win: 158

WON-LOST RECORD

ROAD RECORD

STRENGTH OF SCHEDULE

Average NET Loss: 102

DIV. I ONLY		8- 8	2- 4	28	
DIV. I NON-CONF.		7- 4	1- 2	29	

	Quadrant 1	Quadrant 2	Quadrant 3	Quadrant 4	TOTALS
OVERALL	0-2	1-2	4-4	3-0	8- 8
HOME	0-0	0-0	3-2	3-0	6- 2
AWAY	0-2	1-2	1-0	0-0	2- 4
NEUTRAL	0-0	0-0	0-2	0-0	0- 2
NON-CONFERENCE	0-1	0-1	4-2	3-0	7- 4
HOME	0-0	0-0	3-0	3-0	6- 0
AWAY	0-1	0-1	1-0	0-0	1- 2
NEUTRAL	0-0	0-0	0-2	0-0	0- 2

Q1: (H:1-30)(N:1-50)(A:1-75) 0-2 overall, 0-1 non_conference				Q2: (H:31-75)(N:51-100)(A:76-135) 1-2 overall, 0-1 non_conference				Q3: (H:76-160)(N:101-200)(A:136-240) 4-4 overall, 4-2 non_conference				Q4: (H:161+)(N:201+)(A:241+) 3-0 overall, 3-0 non_conference			
NET	S	Opponent	Score	NET	S	Opponent	Score	NET	S	Opponent	Score	NET	S	Opponent	Score
(H 1-15)(N 1-25)(A 1-40)				(H 31-55)(N 51-75)(A 76-100)				(H 76-160)(N 101-200)(A 136-240)				(H:161+)(N:201+)(A:241+)			
15	A	Purdue	67 95 1220	77	A	Ball St.	70 52 0112	91	H	Radford	78 69 1208	190	H	FIU	68 66 1230
(H 16-30)(N 26-50)(A 41-75)				80	A	Xavier	61 82 1205	108	N	South Fla.	46 73 1116	221	H	Iona	89 65 1127
60	A	Toledo	52 75 0118	(H 56-75)(N 76-100)(A 101-135)				125	H	Marshall	101 84 1201	248	H	Campbell	81 73 1112
Upcoming Games				121	A	Bowling Green	63 82 0108	135	H	Austin Peay	85 82 1124	Upcoming Games			
10	A	Buffalo	0219	Upcoming Games				136	H	Northern Ill.	66 72 0105	164	H	Eastern Mich.	0212
10	H	Buffalo	0305					140	H	Kent St.	52 66 0115	171	H	Miami (OH)	0308
								154	N	Loyola Marymount	56 65 1118	245	H	Western Mich.	0122
								173	A	Detroit Mercy	63 61 1215				
								Upcoming Games							
								77	H	Ball St.	0126				
								121	H	Bowling Green	0223				
								136	A	Northern Ill.	0129				
								140	A	Kent St.	0226				
								141	A	Central Mich.	0216				
								144	H	Akron	0202				
								144	A	Akron	0302				
								171	A	Miami (OH)	0209				

Non-Div I Games: Wilherforce

97 61

Average NET Win: 231 WON-LOST ROAD STRENGTH
Average NET Loss: 115 RECORD RECORD OF SCHEDULE

DIV. I ONLY	9- 10	4- 4	84		
DIV. I NON-CONF.	7- 6	3- 2	54		
	Quadrant 1	Quadrant 2	Quadrant 3	Quadrant 4	TOTALS
OVERALL	0-3	2-2	2-2	5-3	9- 10
HOME	0-1	1-1	0-1	3-2	4- 5
AWAY	0-2	0-1	2-1	2-0	4- 4
NEUTRAL	0-0	1-0	0-0	0-1	1- 1
NON-CONFERENCE	0-3	2-1	1-1	4-1	7- 6
HOME	0-1	1-1	0-1	2-0	3- 3
AWAY	0-2	0-0	1-0	2-0	3- 2
NEUTRAL	0-0	1-0	0-0	0-1	1- 1

Q1: (H:1-30)(N:1-50)(A:1-75) 0-3 overall, 0-3 non_conference			Q2: (H:31-75)(N:51-100)(A:76-135) 2-2 overall, 2-1 non_conference			Q3: (H:76-160)(N:101-200)(A:136-240) 2-2 overall, 1-1 non_conference			Q4: (H:161+)(N:201+)(A:241+) 5-3 overall, 4-1 non_conference		
NET S Opponent Score (H 1-15)(N 1-25)(A 1-40)			NET S Opponent Score (H 31-55)(N 51-75)(A 76-100)			NET S Opponent Score (H 76-160)(N 101-200)(A 136-240)			NET S Opponent Score (H 161-240)(N 201-240)(A 241-300)		
8 A Kentucky 59 71 1109			45 H Murray St. 52 80 1212			149 H Winthrop 71 79 1222			172 H Valparaiso 61 65 0112		
10 H Buffalo 53 62 1112			-----			187 A Illinois St. 58 59 0115			194 H Missouri St. 75 70 0102		
10 A Buffalo 65 73 1215			(H 56-75)(N 76-100)(A 101-135)			198 A UNI 58 51 0105			203 N Massachusetts 62 84 1122		
-----						224 A Colorado St. 82 67 1127			229 H Bradley 54 57 0120		
(H 16-30)(N 26-50)(A 41-75)			67 H Saint Louis 61 56 1205			-----			315 A Southeast Mo. St. 83 73 1208		
-----			99 N Tulsa 79 69 1123			Upcoming Games			324 A SIUE 82 61 1201		
Upcoming Games			133 A Drake 70 82 0108			97 H Loyola Chicago 0224			326 H Howard 83 69 1119		
			-----			133 H Drake 0212			329 H Ark.-Pine Bluff 78 48 1117		
			Upcoming Games			162 A Evansville 0227			-----		
			97 A Loyola Chicago 0127			172 A Valparaiso 0220			Upcoming Games		
						180 A Indiana St. 0216			162 H Evansville 0209		
						194 A Missouri St. 0206			180 H Indiana St. 0130		
						229 A Bradley 0202			187 H Illinois St. 0302		
									198 H UNI 0123		

Non-Div I Games:

Average NET Win: 272

Average NET Loss: 138

WON-LOST
RECORD

ROAD
RECORD

STRENGTH
OF SCHEDULE

DIV. I ONLY		9- 7	4- 5	322	
DIV. I NON-CONF.		6- 5	3- 3	270	

	Quadrant 1	Quadrant 2	Quadrant 3	Quadrant 4	TOTALS
OVERALL	0-3	1-1	1-0	7-3	9- 7
HOME	0-0	0-0	0-0	4-0	4- 0
AWAY	0-3	1-1	1-0	2-1	4- 5
NEUTRAL	0-0	0-0	0-0	1-2	1- 2
NON-CONFERENCE	0-3	1-0	1-0	4-2	6- 5
HOME	0-0	0-0	0-0	2-0	2- 0
AWAY	0-3	1-0	1-0	1-0	3- 3
NEUTRAL	0-0	0-0	0-0	1-2	1- 2

Q1: (H:1-30)(N:1-50)(A:1-75) 0-3 overall, 0-3 non_conference				Q2: (H:31-75)(N:51-100)(A:76-135) 1-1 overall, 1-0 non_conference				Q3: (H:76-160)(N:101-200)(A:136-240) 1-0 overall, 1-0 non_conference				Q4: (H:161+)(N:201+)(A:241+) 7-3 overall, 4-2 non_conference			
NET	S	Opponent	Score	NET	S	Opponent	Score	NET	S	Opponent	Score	NET	S	Opponent	Score
		(H 1-15)(N 1-25)(A 1-40)				(H 31-55)(N 51-75)(A 76-100)				(H 76-160)(N 101-200)(A 136-240)				(H:161+)(N:201+)(A:241+)	
12	A	Virginia Tech	59 87 1109	90	A	Georgia Tech	79 69 1217	174	A	Wake Forest	73 69 1229	211	N	Arkansas St.	69 77 1125
		(H 16-30)(N 26-50)(A 41-75)		91	A	Radford	58 75 0117			Upcoming Games		222	N	UNCW	81 72 1124
52	A	VCU	57 69 1106			(H 56-75)(N 76-100)(A 101-135)		149	A	Winthrop	0124	248	A	Campbell	61 72 0105
63	A	Furman	86 88 1113			Upcoming Games		149	H	Winthrop	0216	271	H	Hampton	87 74 0119
		Upcoming Games						202	A	Presbyterian	0209	288	N	Eastern Ill.	78 79 1123
								230	A	High Point	0223	331	A	USC Upstate	74 61 1128
								235	A	Longwood	0207	331	H	USC Upstate	64 59 0112
												342	A	Savannah St.	97 77 1116
												342	H	Savannah St.	97 60 1201
												344	H	Kennesaw St.	81 77 1213
														Upcoming Games	
												202	H	Presbyterian	0227
												230	H	High Point	0130
												235	H	Longwood	0302
												293	A	Charleston So.	0126
												293	H	Charleston So.	0213
												353	H	UNC Asheville	0202
												353	A	UNC Asheville	0221

Gardner-Webb

Gardner-Webb

Non-Div I Games: UNKNOWN	105 37	Johnson & Wales /	102 55	Brevard	106 29
--------------------------	--------	-------------------	--------	---------	--------

STRENGTH

STRENGTH OF SCHEDULE

	Quadrant 1	Quadrant 2	Quadrant 3	Quadrant 4	TOTALS
OVERALL	0-3	1-2	4-4	3-1	8- 10
HOME	0-0	1-1	2-1	3-1	6- 3
AWAY	0-2	0-0	1-3	0-0	1- 5
NEUTRAL	0-1	0-1	1-0	0-0	1- 2
NON-CONFERENCE	0-2	0-2	4-1	3-0	7- 5
HOME	0-0	0-1	2-0	3-0	5- 1
AWAY	0-1	0-0	1-1	0-0	1- 2
NEUTRAL	0-1	0-1	1-0	0-0	1- 2

[illegible]

Saint Joseph's

Loss Non-Conf H - HOME A-AWAY N-NEUTRAL

Average NET Win: 254 WON-LOST ROAD STRENGTH
Average NET Loss: 131 RECORD RECORD OF SCHEDULE

DIV. I ONLY	10- 6	3- 2	253		
DIV. I NON-CONF.	4- 5	0- 2	105		
	Quadrant 1	Quadrant 2	Quadrant 3	Quadrant 4	TOTALS
OVERALL	0-2	0-1	2-2	8-1	10- 6
HOME	0-0	0-0	1-1	4-1	5- 2
AWAY	0-1	0-1	0-0	3-0	3- 2
NEUTRAL	0-1	0-0	1-1	1-0	2- 2
NON-CONFERENCE	0-2	0-1	2-2	2-0	4- 5
HOME	0-0	0-0	1-1	1-0	2- 1
AWAY	0-1	0-1	0-0	0-0	0- 2
NEUTRAL	0-1	0-0	1-1	1-0	2- 2

Q1: (H:1-30)(N:1-50)(A:1-75) 0-2 overall, 0-2 non_conference					Q2: (H:31-75)(N:51-100)(A:76-135) 0-1 overall, 0-1 non_conference					Q3: (H:76-160)(N:101-200)(A:136-240) 2-2 overall, 2-2 non_conference					Q4: (H:161+)(N:201+)(A:241+) 8-1 overall, 2-0 non_conference					
NET	S	Opponent	Score		NET	S	Opponent	Score		NET	S	Opponent	Score		NET	S	Opponent	Score		
(H 1-15)(N 1-25)(A 1-40)					(H 31-55)(N 51-75)(A 76-100)					(H 76-160)(N 101-200)(A 136-240)					(H:161+)(N:201+)(A:241+)					
-----					-----					-----					-----					
(H 16-30)(N 26-50)(A 41-75)					(H 56-75)(N 76-100)(A 101-135)															
42	N	Utah St.	67	76	1208	116	A	San Diego	66	83	1106									
64	A	Fresno St.	52	71	1205	-----					Upcoming Games									
Upcoming Games					Upcoming Games					Upcoming Games					Upcoming Games					
					118 A Montana					0126										

Non-Div I Games: Benedictine Mesa 100 61 Bethesda (CA) 123 53

Average NET Win: 234

WON-LOST
RECORD

ROAD
RECORD

STRENGTH
OF SCHEDULE

Average NET Loss: 162

DIV. I ONLY		14- 5	8- 3	195	
DIV. I NON-CONF.		11- 3	7- 2	122	

	Quadrant 1	Quadrant 2	Quadrant 3	Quadrant 4	TOTALS
OVERALL	0-1	0-1	7-1	7-2	14- 5
HOME	0-0	0-1	2-0	4-1	6- 2
AWAY	0-1	0-0	5-1	3-1	8- 3
NEUTRAL	0-0	0-0	0-0	0-0	0- 0
NON-CONFERENCE	0-1	0-0	6-1	5-1	11- 3
HOME	0-0	0-0	2-0	2-1	4- 1
AWAY	0-1	0-0	4-1	3-0	7- 2
NEUTRAL	0-0	0-0	0-0	0-0	0- 0

Q1: (H:1-30)(N:1-50)(A:1-75) 0-1 overall, 0-1 non_conference			Q2: (H:31-75)(N:51-100)(A:76-135) 0-1 overall, 0-0 non_conference			Q3: (H:76-160)(N:101-200)(A:136-240) 7-1 overall, 6-1 non_conference			Q4: (H:161+)(N:201+)(A:241+) 7-2 overall, 5-1 non_conference		
NET S Opponent Score			NET S Opponent Score			NET S Opponent Score			NET S Opponent Score		
(H 1-15)(N 1-25)(A 1-40)			(H 31-55)(N 51-75)(A 76-100)			(H 76-160)(N 101-200)(A 136-240)			(H:161+)(N:201+)(A:241+)		
7 A Houston 59 80 1229			46 H Lipscomb 52 70 0116			129 H Brown 63 60 1111			227 H St. Francis Brooklyn 82 60 1208		
(H 16-30)(N 26-50)(A 41-75)			(H 56-75)(N 76-100)(A 101-135)			147 H Colgate 81 78 1106			234 H Cornell 73 86 1117		
Upcoming Games			Upcoming Games			150 A Duquesne 78 67 1231			249 H Army West Point 77 72 1204		
46 A Lipscomb 0225			53 H Liberty 0301			188 A North Florida 76 72 0121			257 A LIU Brooklyn 77 70 1124		
53 A Liberty 0202						217 A UMass Lowell 71 94 1201			268 A Wagner 71 60 1120		
						218 A Fordham 53 50 1211			294 H Jacksonville 77 74 0119		
						232 A Fairleigh Dickinson 90 80 1215			305 A North Ala. 55 61 0112		
						240 A Drexel 70 67 1128			336 A Binghamton 74 57 1109		
						Upcoming Games			344 H Kennesaw St. 72 52 0105		
									Upcoming Games		
									188 H North Florida 0216		
									256 H FGCU 0130		
									256 A FGCU 0213		
									294 A Jacksonville 0223		
									305 H North Ala. 0127		
									344 A Kennesaw St. 0209		
									348 A Stetson 0124		
									348 H Stetson 0220		

Non-Div I Games: Kean 73 40

Average NET Win: 277

WON-LOST
RECORD

ROAD
RECORD

STRENGTH
OF SCHEDULE

Average NET Loss: 124

DIV. I ONLY	11- 8	3- 5	318
DIV. I NON-CONF.	9- 3	3- 2	329
Quadrant 1		Quadrant 2	Quadrant 3
OVERALL	0-2	0-2	2-1
HOME	0-0	0-1	1-1
AWAY	0-2	0-1	1-0
NEUTRAL	0-0	0-0	0-0
NON-CONFERENCE	0-2	0-0	2-1
HOME	0-0	0-0	1-1
AWAY	0-2	0-0	1-0
NEUTRAL	0-0	0-0	0-0
		Quadrant 4	TOTALS
		9-3	11- 8
		7-1	8- 3
		2-2	3- 5
		0-0	0- 0
		7-0	9- 3
		5-0	6- 1
		2-0	3- 2
		0-0	0- 0

Q1: (H:1-30)(N:1-50)(A:1-75) 0-2 overall, 0-2 non_conference				Q2: (H:31-75)(N:51-100)(A:76-135) 0-2 overall, 0-0 non_conference				Q3: (H:76-160)(N:101-200)(A:136-240) 2-1 overall, 2-1 non_conference				Q4: (H:161+)(N:201+)(A:241+) 9-3 overall, 7-0 non_conference			
NET S Opponent Score				NET S Opponent Score				NET S Opponent Score				NET S Opponent Score			
(H 1-15)(N 1-25)(A 1-40)				(H 31-55)(N 51-75)(A 76-100)				(H 76-160)(N 101-200)(A 136-240)				(H:161+)(N:201+)(A:241+)			
5 A Tennessee 70 83 1219				81 A ETSU 72 81 0103				87 H Belmont 93 99 1129				184 H Mercer 87 93 0119			
38 A Ohio St. 50 68 1120								119 H Jacksonville St. 92 72 1109				220 H The Citadel 80 77 0117			
								238 A Purdue Fort Wayne 74 66 1123				250 A Chattanooga 75 80 0112			
(H 16-30)(N 26-50)(A 41-75)				(H 56-75)(N 76-100)(A 101-135)								254 H Morehead St. 77 72 1213			
								Upcoming Games				266 H Houston Baptist 85 61 1217			
Upcoming Games				58 H UNC Greensboro 75 83 1222				81 H ETSU 0131				285 A Western Caro. 69 76 0105			
29 A Wofford 0124								184 A Mercer 0221				296 A Cleveland St. 73 60 1118			
29 H Wofford 0302				Upcoming Games				220 A The Citadel 0223				305 H North Ala. 91 74 1106			
58 A UNC Greensboro 0207				63 H Furman 0228								321 H VMI 96 68 1229			
63 A Furman 0126												338 H South Carolina St. 77 60 1125			
												344 H Kennesaw St. 74 60 1112			
												349 A Alabama A&M 77 59 1209			
												Upcoming Games			
												250 H Chattanooga 0216			
												285 H Western Caro. 0202			
												321 A VMI 0209			

Non-Div I Games: Miles 66 57

Average NET Win:	176	WON-LOST	ROAD	STRENGTH
Average NET Loss:	137	RECORD	RECORD	OF SCHEDULE

DIV. I ONLY	7- 10	1- 7	158		
DIV. I NON-CONF.	4- 7	0- 6	212		
	Quadrant 1	Quadrant 2	Quadrant 3	Quadrant 4	TOTALS
OVERALL	0-1	0-3	4-4	3-2	7- 10
HOME	0-0	0-0	3-1	3-2	6- 3
AWAY	0-1	0-3	1-3	0-0	1- 7
NEUTRAL	0-0	0-0	0-0	0-0	0- 0
NON-CONFERENCE	0-1	0-3	1-3	3-0	4- 7
HOME	0-0	0-0	1-1	3-0	4- 1
AWAY	0-1	0-3	0-2	0-0	0- 6
NEUTRAL	0-0	0-0	0-0	0-0	0- 0

Q1: (H:1-30)(N:1-50)(A:1-75) 0-1 overall, 0-1 non_conference		Q2: (H:31-75)(N:51-100)(A:76-135) 0-3 overall, 0-3 non_conference		Q3: (H:76-160)(N:101-200)(A:136-240) 4-4 overall, 1-3 non_conference		Q4: (H:161+)(N:201+)(A:241+) 3-2 overall, 3-0 non_conference	
NET S Opponent Score (H 1-15)(N 1-25)(A 1-40)		NET S Opponent Score (H 31-55)(N 51-75)(A 76-100)		NET S Opponent Score (H 76-100)(N 101-135)(A 136-160)		NET S Opponent Score (H 161-200)(N 201-240)(A 241-280)	
----- (H 16-30)(N 26-50)(A 41-75)		----- (H 56-75)(N 76-100)(A 101-135)		----- (H 101-135)(N 136-160)(A 161-190)		----- (H 161-200)(N 201-240)(A 241-280)	
45 A Murray St. 64 66 1218		110 A Illinois 60 99 1108		156 A Southern Ill. 0209		172 H Valparaiso 0202	
Upcoming Games		Upcoming Games		Upcoming Games		Upcoming Games	
		97 A Loyola Chicago 0220		156 H Southern Ill. 0227		194 H Missouri St. 0213	
		133 A Drake 0123		172 A Valparaiso 0302		198 H UNI 0217	
				180 A Indiana St. 0206		229 H Bradley 0130	
				198 A UNI 0126			
				229 A Bradley 0223			

Evansville

Evansville

Non-Div I Games: Kv Wesleyan	92	72	Alhinn	65	49
------------------------------	----	----	--------	----	----

Average NET Win: 184

WON-LOST
RECORD

ROAD
RECORD

STRENGTH
OF SCHEDULE

Average NET Loss: 140

DIV. I ONLY	11- 7	5- 3	129
DIV. I NON-CONF.	6- 6	3- 2	155
Quadrant 1		Quadrant 2	Quadrant 3
OVERALL	1-3	0-0	5-2
HOME	0-0	0-0	1-1
AWAY	1-2	0-0	2-1
NEUTRAL	0-1	0-0	2-0
NON-CONFERENCE	1-3	0-0	3-1
HOME	0-0	0-0	0-1
AWAY	1-2	0-0	1-0
NEUTRAL	0-1	0-0	2-0
		Quadrant 4	TOTALS
		5-2	11- 7
		3-2	4- 3
		2-0	5- 3
		0-0	2- 1
		2-2	6- 6
		1-2	1- 3
		1-0	3- 2
		0-0	2- 1

Q1: (H:1-30)(N:1-50)(A:1-75) 1-3 overall, 1-3 non_conference				Q2: (H:31-75)(N:51-100)(A:76-135) 0-0 overall, 0-0 non_conference				Q3: (H:76-160)(N:101-200)(A:136-240) 5-2 overall, 3-1 non_conference				Q4: (H:161+)(N:201+)(A:241+) 5-2 overall, 2-2 non_conference			
NET S Opponent Score				NET S Opponent Score				NET S Opponent Score				NET S Opponent Score			
(H 1-15)(N 1-25)(A 1-40)				(H 31-55)(N 51-75)(A 76-100)				(H 76-160)(N 101-200)(A 136-240)				(H 161-300)(N 201-300)(A 241-300)			
38 A Ohio St. 71 73 1215				-----				101 H Northeastern 78 96 1128				191 H Holy Cross 93 78 0114			
(H 16-30)(N 26-50)(A 41-75)				(H 56-75)(N 76-100)(A 101-135)				128 N Rhode Island 84 82 1222				205 H American 55 54 0112			
31 N TCU 65 82 1223				-----				147 H Colgate 84 81 0109				249 A Army West Point 64 63 0102			
48 A Saint Mary's (CA) 56 85 1219				Upcoming Games				151 A Lehigh 85 83 0119				255 H Canisius 73 82 1113			
69 A Vermont 69 61 1125								152 N UNLV 97 72 1225				272 H Fairfield 58 60 1110			
Upcoming Games								181 A St. Bonaventure 88 85 1107				274 A La Salle 92 79 1204			
								236 A Boston U. 80 87 0105				277 H Monmouth 65 43 1201			
								Upcoming Games				Upcoming Games			
								147 A Colgate 0219				236 H Boston U. 0209			
								151 H Lehigh 0211				249 H Army West Point 0302			
								191 A Holy Cross 0216				284 A Lafayette 0202			
								205 A American 0126				284 H Lafayette 0223			
												290 H Loyola Maryland 0123			
												290 A Loyola Maryland 0206			
												295 H Navy 0130			
												295 A Navy 0227			

Non-Div I Games:

DIV. I ONLY		4- 10	1- 7	4	
DIV. I NON-CONF.		2- 7	0- 5	17	
	Quadrant 1	Quadrant 2	Quadrant 3	Quadrant 4	TOTALS
OVERALL	0-5	1-2	1-2	2-1	4- 10
HOME	0-1	0-0	1-1	2-1	3- 3
AWAY	0-4	1-2	0-1	0-0	1- 7
NEUTRAL	0-0	0-0	0-0	0-0	0- 0
NON-CONFERENCE	0-3	0-2	0-1	2-1	2- 7
HOME	0-0	0-0	0-1	2-1	2- 2
AWAY	0-3	0-2	0-0	0-0	0- 5
NEUTRAL	0-0	0-0	0-0	0-0	0- 0

NET	S	Opponent (H 1-15)(N 1-25)(A 1-40)	Score
2	A	Duke	46 84 1114
10	H	Buffalo	58 74 0104
10	A	Buffalo	65 77 0118
16	A	Kansas	63 87 1229
31	A	TCU	69 87 1126
----- (H 16-30)(N 26-50)(A 41-75) -----			
Upcoming Games			
60	A	Toledo	0308
NET	S	Opponent (H 31-55)(N 51-75)(A 76-100)	Score
77	A	Ball St.	84 82 0108
----- (H 56-75)(N 76-100)(A 101-135) -----			
101	A	Northeastern	67 81 1201
130	A	Rutgers	36 63 1119

Upcoming Games			
60	H	Toledo	0219
NET	S	Opponent	Score
131	H	UC Irvine	48 52 1219
140	H	Kent St.	95 61 0112
144	A	Akron	49 51 0115

Upcoming Games			
77	H	Ball St.	0305
121	H	Bowling Green	0122
136	H	Northern Ill.	0209
136	A	Northern Ill.	0302
140	A	Kent St.	0216
141	A	Central Mich.	0129
141	H	Central Mich.	0226
155	A	Ohio	0212
NET	S	Opponent	Score
173	H	Detroit Mercy	74 78 1124
236	H	Boston U.	80 62 1117
240	H	Drexel	66 62 1109

Upcoming Games			
171	H	Miami (OH)	0202
245	A	Western Mich.	0126
245	H	Western Mich.	0223

Non-Div I Games: Goshen	97	74	Siena Heights	90	72	Central St (OH)	105	53	Rochester College	77	67
-------------------------	----	----	---------------	----	----	-----------------	-----	----	-------------------	----	----

Average NET Win:	281	WON-LOST	ROAD	STRENGTH
Average NET Loss:	127	RECORD	RECORD	OF SCHEDULE

DIV. I ONLY	12- 3	5- 3	348	
DIV. I NON-CONF.	7- 2	3- 2	330	
<hr/>				
	Quadrant 1	Quadrant 2	Quadrant 3	Quadrant 4
OVERALL	0-1	0-0	1-2	11-0
HOME	0-0	0-0	0-0	5-0
AWAY	0-1	0-0	1-2	4-0
NEUTRAL	0-0	0-0	0-0	2-0
NON-CONFERENCE	0-1	0-0	1-1	6-0
HOME	0-0	0-0	0-0	2-0
AWAY	0-1	0-0	1-1	2-0
NEUTRAL	0-0	0-0	0-0	2-0
				TOTALS
				12- 3
				5- 0
				5- 3
				2- 0
				7- 2
				2- 0
				3- 2
				2- 0

Q1: (H:1-30)(N:1-50)(A:1-75) 0-1 overall, 0-1 non_conference			Q2: (H:31-75)(N:51-100)(A:76-135) 0-0 overall, 0-0 non_conference			Q3: (H:76-160)(N:101-200)(A:136-240) 1-2 overall, 1-1 non_conference			Q4: (H:161+)(N:201+)(A:241+) 11-0 overall, 6-0 non_conference		
NET S Opponent Score			NET S Opponent Score			NET S Opponent Score			NET S Opponent Score		
(H 1-15)(N 1-25)(A 1-40)			(H 31-55)(N 51-75)(A 76-100)			(H 76-160)(N 101-200)(A 136-240)			(H:161+)(N:201+)(A:241+)		
11 A Texas Tech 48 82 1215			-----			175 A Pepperdine 62 77 1201			211 H Arkansas St. 94 73 1109		
(H 16-30)(N 26-50)(A 41-75)			(H 56-75)(N 76-100)(A 101-135)			177 A Pacific 73 71 1123			248 H Campbell 83 68 1204		
-----			-----			195 A Sam Houston St. 68 71 0105			266 H Houston Baptist 75 68 0116		
Upcoming Games			Upcoming Games			Upcoming Games			275 H New Orleans 68 58 0102		
						239 A A&M-Corpus Christi 0227			300 N UC Riverside 60 48 1124		
									306 A Denver 67 61 1115		
									309 N Elon 72 56 1122		
									312 A McNeese 73 72 0109		
									315 A Southeast Mo. St. 70 68 1221		
									316 A Southeastern La. 75 72 0112		
									337 H Northwestern St. 78 69 0119		

									Upcoming Games		
									195 H Sam Houston St. 0209		
									239 H A&M-Corpus Christi 0130		
									251 A Lamar University 0206		
									252 H Central Ark. 0126		
									252 A Central Ark. 0302		
									280 A SFA 0123		
									280 H SFA 0305		
									307 A Nicholls St. 0213		
									316 H Southeastern La. 0223		
									340 A Incarnate Word 0216		
									340 H Incarnate Word 0309		

Non-Div I Games:	Schreiner	93 53	Arlington Baptist	107 54	McMurry	88 40	Howard Payne	90 53
------------------	-----------	-------	-------------------	--------	---------	-------	--------------	-------

Average NET Win: 234 WON-LOST RECORD ROAD RECORD STRENGTH OF SCHEDULE
Average NET Loss: 127

DIV. I ONLY	9- 6	1- 2	259
DIV. I NON-CONF.	7- 5	0- 1	185

OVERALL	Quadrant 1	Quadrant 2	Quadrant 3
HOME	0-0	0-3	3-2
AWAY	0-0	0-0	2-2
NEUTRAL	0-0	0-1	0-0
NON-CONFERENCE	0-0	0-2	1-0
HOME	0-0	0-3	3-2
AWAY	0-0	0-0	2-2
NEUTRAL	0-0	0-1	0-0
	0-0	0-2	1-0
			Quadrant 4
			6-1
			5-0
			1-1
			0-0
			4-0
			4-0
			0-0
			0-0
			TOTALS
			9- 6
			7- 2
			1- 2
			1- 2
			7- 5
			6- 2
			0- 1
			1- 2

Q1: (H:1-30)(N:1-50)(A:1-75) 0-0 overall, 0-0 non_conference	Q2: (H:31-75)(N:51-100)(A:76-135) 0-3 overall, 0-3 non_conference	Q3: (H:76-160)(N:101-200)(A:136-240) 3-2 overall, 3-2 non_conference	Q4: (H:161+)(N:201+)(A:241+) 6-1 overall, 4-0 non_conference
NET S Opponent Score (H 1-15)(N 1-25)(A 1-40) ----- (H 16-30)(N 26-50)(A 41-75) ----- Upcoming Games	NET S Opponent Score (H 31-55)(N 51-75)(A 76-100) 56 N Seton Hall 54 64 1123 64 N Fresno St. 64 79 1125 ----- (H 56-75)(N 76-100)(A 101-135) 106 A UCLA 61 80 1128 ----- Upcoming Games 131 A UC Irvine 0209	NET S Opponent Score 85 H North Texas 51 68 1111 100 H Colorado 70 62 1223 104 N Utah 90 79 1122 128 H Rhode Island 68 60 1225 152 H UNLV 59 73 1222 ----- Upcoming Games 131 H UC Irvine 0123 139 H UC Santa Barbara 0202 139 A UC Santa Barbara 0221 196 A Long Beach St. 0207 204 A Cal St. Fullerton 0309	NET S Opponent Score 204 H Cal St. Fullerton 79 68 0109 270 H Northern Ariz. 85 68 1118 278 A CSUN 84 79 0117 300 A UC Riverside 71 75 0119 318 H Portland 82 64 1109 349 H Alabama A&M 71 63 1229 351 H Mississippi Val. 76 51 1216 ----- Upcoming Games 196 H Long Beach St. 0131 278 H CSUN 0302 289 H UC Davis 0126 289 A UC Davis 0307 300 H UC Riverside 0216 332 H Cal Poly 0214 332 A Cal Poly 0223

Non-Div I Games: Humboldt St	90	54	Hawaii Hilo	82	75
------------------------------	----	----	-------------	----	----

Average NET Win: 203

WON-LOST
RECORD

ROAD
RECORD

STRENGTH
OF SCHEDULE

Average NET Loss: 117

DIV. I ONLY	8- 5	5- 3	156		
DIV. I NON-CONF.	6- 5	4- 3	243		
<hr/>					
	Quadrant 1	Quadrant 2	Quadrant 3	Quadrant 4	TOTALS
OVERALL	1-2	1-0	1-2	5-1	8- 5
HOME	0-0	0-0	1-1	1-1	2- 2
AWAY	1-2	1-0	0-1	3-0	5- 3
NEUTRAL	0-0	0-0	0-0	1-0	1- 0
NON-CONFERENCE	1-2	0-0	0-2	5-1	6- 5
HOME	0-0	0-0	0-1	1-1	1- 2
AWAY	1-2	0-0	0-1	3-0	4- 3
NEUTRAL	0-0	0-0	0-0	1-0	1- 0

Q1: (H:1-30)(N:1-50)(A:1-75) 1-2 overall, 1-2 non_conference				Q2: (H:31-75)(N:51-100)(A:76-135) 1-0 overall, 0-0 non_conference				Q3: (H:76-160)(N:101-200)(A:136-240) 1-2 overall, 0-2 non_conference				Q4: (H:161+)(N:201+)(A:241+) 5-1 overall, 5-1 non_conference			
NET S Opponent Score				NET S Opponent Score				NET S Opponent Score				NET S Opponent Score			
(H 1-15)(N 1-25)(A 1-40)				(H 31-55)(N 51-75)(A 76-100)				(H 76-160)(N 101-200)(A 136-240)				(H:161+)(N:201+)(A:241+)			
2 A Duke 50 101 1218				92 A Penn 62 53 0112				92 H Penn 68 65 0105				221 N Iona 85 81 1215			
40 A St. John's (NY) 74 89 1209								151 A Lehigh 57 72 1116				232 H Fairleigh Dickinson 66 77 1121			
								158 H Saint Joseph's 82 92 1205				262 H George Washington 73 52 1201			
(H 16-30)(N 26-50)(A 41-75)				(H 56-75)(N 76-100)(A 101-135)								277 A Monmouth 60 57 1124			
								Upcoming Games				284 A Lafayette 81 79 1221			
70 A Arizona St. 67 66 1229				Upcoming Games				129 H Brown 0308				328 A Maine 73 59 1128			
								148 H Harvard 0215							
Upcoming Games				74 H Yale 0309				148 A Harvard 0302				Upcoming Games			
74 A Yale 0208				129 A Brown 0209				193 A Dartmouth 0301				193 H Dartmouth 0216			
								234 A Cornell 0202				234 H Cornell 0222			
												243 A Columbia 0201			
												243 H Columbia 0223			

Non-Div I Games: DeSales 85 51

Average NET Win: 224

WON-LOST

ROAD

STRENGTH

Average NET Loss: 128

RECORD

ROAD RECORD

STRENGTH OF SCHEDULE

DIV. I ONLY		9- 7	1- 3	202	
DIV. I NON-CONF.		7- 5	1- 1	139	
	Quadrant 1	Quadrant 2	Quadrant 3	Quadrant 4	TOTALS
OVERALL	0-2	1-0	2-3	6-2	9- 7
HOME	0-0	0-0	1-2	6-0	7- 2
AWAY	0-0	0-0	1-1	0-2	1- 3
NEUTRAL	0-2	1-0	0-0	0-0	1- 2
NON-CONFERENCE	0-2	1-0	2-2	4-1	7- 5
HOME	0-0	0-0	1-2	4-0	5- 2
AWAY	0-0	0-0	1-0	0-1	1- 1
NEUTRAL	0-2	1-0	0-0	0-0	1- 2

Q1: (H:1-30)(N:1-50)(A:1-75) 0-2 overall, 0-2 non_conference						Q2: (H:31-75)(N:51-100)(A:76-135) 1-0 overall, 1-0 non_conference						Q3: (H:76-160)(N:101-200)(A:136-240) 2-3 overall, 2-2 non_conference						Q4: (H:161+)(N:201+)(A:241+) 6-2 overall, 4-1 non_conference					
NET	S	Opponent (H 1-15)(N 1-25)(A 1-40)	Score			NET	S	Opponent (H 31-55)(N 51-75)(A 76-100)	Score			NET	S	Opponent	Score			NET	S	Opponent	Score		
2	N	Duke	64	90	1119			----- (H 56-75)(N 76-100)(A 101-135)				107	H	BYU	90	81	1222	182	H	New Mexico	97	77	0115
17	N	Iowa St.	57	87	1121							116	H	San Diego	61	73	1205	213	H	Texas Southern	103	64	1114
		----- (H 16-30)(N 26-50)(A 41-75)				80	N	Xavier	79	74	1120			-----				241	A	Air Force	48	62	0112
		Upcoming Games						Upcoming Games						Upcoming Games				247	A	California	83	89	1208
22	H	Nevada			0220	42	H	Utah St.			0209	143	H	Boise St.			0216	278	H	CSUN	65	60	0101
22	A	Nevada			0309	64	H	Fresno St.			0306	152	H	UNLV			0126	311	H	Wyoming	84	54	0108
42	A	Utah St.			0226							152	A	UNLV			0223	329	H	Ark.-Pine Bluff	76	60	1106
64	A	Fresno St.			0122							182	A	New Mexico			0205	330	H	Jackson St.	87	44	1127
												224	A	Colorado St.			0212			Upcoming Games			
																		241	H	Air Force			0130
																		319	A	San Jose St.			0202
																		319	H	San Jose St.			0302

Non-Div I Games:	Cal St	Dom Hills	99	46
------------------	--------	-----------	----	----

Average NET Win: 262

Average NET Loss: 135

WON-LOST
RECORD

ROAD
RECORD

STRENGTH
OF SCHEDULE

DIV. I ONLY		10- 8	2- 5	213
DIV. I NON-CONF.		10- 3	2- 2	313
Quadrant 1		Quadrant 2	Quadrant 3	Quadrant 4
OVERALL	0-1	0-4	0-1	10-2
HOME	0-0	0-1	0-0	8- 3
AWAY	0-1	0-3	0-1	2- 5
NEUTRAL	0-0	0-0	0-0	0- 0
NON-CONFERENCE	0-1	0-1	0-0	10- 3
HOME	0-0	0-0	0-0	8- 1
AWAY	0-1	0-1	0-0	2- 2
NEUTRAL	0-0	0-0	0-0	0- 0

Q1: (H:1-30)(N:1-50)(A:1-75) 0-1 overall, 0-1 non_conference					Q2: (H:31-75)(N:51-100)(A:76-135) 0-4 overall, 0-1 non_conference					Q3: (H:76-160)(N:101-200)(A:136-240) 0-1 overall, 0-0 non_conference					Q4: (H:161+)(N:201+)(A:241+) 10-2 overall, 10-1 non_conference								
NET	S	Opponent	Score		NET	S	Opponent	Score		NET	S	Opponent	Score		NET	S	Opponent	Score					
		(H 1-15)(N 1-25)(A 1-40)					(H 31-55)(N 51-75)(A 76-100)					(H 76-100)(N 101-200)(A 136-240)					(H 161-200)(N 201-240)(A 241-280)						
37	A	Washington	62	70	1209	95	A	Grand Canyon	57	71	0105				170	A	CSU Bakersfield	71	83	0103			
-----					-----					-----					-----								
(H 16-30)(N 26-50)(A 41-75)					(H 56-75)(N 76-100)(A 101-135)					(H 76-100)(N 101-200)(A 136-240)					(H 161-200)(N 201-240)(A 241-280)								
-----					-----					-----					-----								
Upcoming Games					Upcoming Games					Upcoming Games					Upcoming Games								
75	A	New Mexico St.			0216	75	H	New Mexico St.	60	87	0117	95	H	Grand Canyon			0309	183	H	Omaha	90	71	1206
						113	A	Stanford	74	96	1106	127	H	Utah Valley			0209	197	H	Washington St.	78	69	1114
						127	A	Utah Valley	78	88	0112	200	A	UTRGV			0214	200	H	UTRGV	62	67	0119
-----					-----					-----					-----								
Upcoming Games					Upcoming Games					Upcoming Games					Upcoming Games								
												214	A	California Baptist			0228	235	H	Longwood	70	50	1125
												231	A	UMKC			0126	242	H	Prairie View	102	64	1220
																		247	A	California	82	73	1229
																		265	H	Southern Utah	70	73	1118
																		272	H	Fairfield	83	80	1124
																		303	H	Eastern Wash.	88	68	1201
																		306	H	Denver	82	63	1123
																		318	A	Portland	67	56	1217
																		320	H	Bryant	82	59	1111
-----					-----					-----					-----								
Upcoming Games					Upcoming Games					Upcoming Games					Upcoming Games								
																		170	H	CSU Bakersfield			0307
																		214	H	California Baptist			0202
																		231	H	UMKC			0221
																		347	A	Chicago St.			0124
																		347	H	Chicago St.			0223

Non-Div I Games: Puget Sound	95 67	Northwest (WA)	107 72
------------------------------	-------	----------------	--------

STRENGTH

OF SCHEDULE

[illegible]

Loss Non-Conf H - HOME A-AWAY N-NEUTRAL

CSUBakersfield

Average NET Win: 217 WON-LOST ROAD STRENGTH
Average NET Loss: 97 RECORD RECORD OF SCHEDULE

DIV. I ONLY	7- 9	1- 5	79		
DIV. I NON-CONF.	6- 5	1- 3	206		
	Quadrant 1	Quadrant 2	Quadrant 3	Quadrant 4	TOTALS
OVERALL	0-3	0-2	2-4	5-0	7- 9
HOME	0-0	0-0	1-2	4-0	5- 2
AWAY	0-3	0-2	1-0	0-0	1- 5
NEUTRAL	0-0	0-0	0-2	1-0	1- 2
NON-CONFERENCE	0-1	0-2	1-2	5-0	6- 5
HOME	0-0	0-0	0-0	4-0	4- 0
AWAY	0-1	0-2	1-0	0-0	1- 3
NEUTRAL	0-0	0-0	0-2	1-0	1- 2

Q1: (H:1-30)(N:1-50)(A:1-75) 0-3 overall, 0-1 non_conference			Q2: (H:31-75)(N:51-100)(A:76-135) 0-2 overall, 0-2 non_conference			Q3: (H:76-160)(N:101-200)(A:136-240) 2-4 overall, 1-2 non_conference			Q4: (H:161+)(N:201+)(A:241+) 5-0 overall, 5-0 non_conference		
NET S Opponent Score			NET S Opponent Score			NET S Opponent Score			NET S Opponent Score		
(H 1-15)(N 1-25)(A 1-40)			(H 31-55)(N 51-75)(A 76-100)			(H 76-160)(N 101-200)(A 136-240)			(H:161+)(N:201+)(A:241+)		
10 A Buffalo 64 88 0112			80 A Xavier 55 82 1128			118 N Montana 71 73 1117			162 H Evansville 70 67 1230		
(H 16-30)(N 26-50)(A 41-75)			(H 56-75)(N 76-100)(A 101-135)			136 H Northern Ill. 70 83 0108			238 H Purdue Fort Wayne 85 79 1208		
44 A Butler 68 90 1110			109 A Northern Ky. 66 72 1216			141 H Central Mich. 77 84 0105			244 N North Dakota St. 89 78 1116		
60 A Toledo 59 71 0115			Upcoming Games			144 H Akron 68 61 0119			249 H Army West Point 85 55 1124		
Upcoming Games			60 H Toledo 0129			145 A Wright St. 65 62 1205			338 H South Carolina St. 79 55 1220		
10 H Buffalo 0302			77 A Ball St. 0122			175 N Pepperdine 80 86 1118			Upcoming Games		
			121 A Bowling Green 0226			Upcoming Games			245 A Western Mich. 0216		
						77 H Ball St. 0219					
						121 H Bowling Green 0126					
						140 A Kent St. 0205					
						140 H Kent St. 0305					
						144 A Akron 0223					
						155 H Ohio 0209					
						155 A Ohio 0308					
						164 A Eastern Mich. 0202					

Non-Div I Games:	Midway	91 42	Wilherforce	88 57
------------------	--------	-------	-------------	-------

Average NET Win: 228 WON-LOST RECORD ROAD RECORD STRENGTH OF SCHEDULE
Average NET Loss: 129

DIV. I ONLY	10- 7	4- 3	285		
DIV. I NON-CONF.	5- 6	2- 2	321		
	Quadrant 1	Quadrant 2	Quadrant 3	Quadrant 4	TOTALS
OVERALL	0-0	0-3	3-3	7-1	10- 7
HOME	0-0	0-0	0-1	5-1	5- 2
AWAY	0-0	0-3	3-0	1-0	4- 3
NEUTRAL	0-0	0-0	0-2	1-0	1- 2
NON-CONFERENCE	0-0	0-2	1-3	4-1	5- 6
HOME	0-0	0-0	0-1	2-1	2- 2
AWAY	0-0	0-2	1-0	1-0	2- 2
NEUTRAL	0-0	0-0	0-2	1-0	1- 2

Q1: (H:1-30)(N:1-50)(A:1-75) 0-0 overall, 0-0 non_conference			Q2: (H:31-75)(N:51-100)(A:76-135) 0-3 overall, 0-2 non_conference			Q3: (H:76-160)(N:101-200)(A:136-240) 3-3 overall, 1-3 non_conference			Q4: (H:161+)(N:201+)(A:241+) 7-1 overall, 4-1 non_conference		
NET S Opponent Score (H 1-15)(N 1-25)(A 1-40)			NET S Opponent Score (H 31-55)(N 51-75)(A 76-100)			NET S Opponent Score (H 76-100)(N 101-135)(A 136-160)			NET S Opponent Score (H 161-200)(N 201-240)(A 241-280)		
----- (H 16-30)(N 26-50)(A 41-75) ----- Upcoming Games			94 A West Virginia 76 88 1124 97 A Loyola Chicago 54 71 0115 ----- (H 56-75)(N 76-100)(A 101-135) 114 A Texas A&M 49 71 1219 ----- Upcoming Games 133 A Drake 0216			77 H Ball St. 61 77 1217 117 N Western Ky. 71 83 1115 152 A UNLV 72 64 1128 156 A Southern Ill. 65 61 0112 174 N Wake Forest 63 69 1118 194 A Missouri St. 82 66 0105 ----- Upcoming Games 97 H Loyola Chicago 0210 133 H Drake 0126 156 H Southern Ill. 0220 162 A Evansville 0202 180 A Indiana St. 0123 187 A Illinois St. 0205 198 A UNI 0223 229 A Bradley 0227			187 H Illinois St. 58 56 0102 198 H UNI 75 66 0119 229 H Bradley 61 50 0108 230 H High Point 53 55 1204 262 A George Washington 82 79 1208 277 N Monmouth 64 53 1116 300 H UC Riverside 82 73 1202 324 H SIUE 75 70 1121 ----- Upcoming Games 162 H Evansville 0302 180 H Indiana St. 0213 194 H Missouri St. 0129		

Non-Div I Games: Concordia Chicago 121 65 Purdue Northwest 97 61

Average NET Win: 221

Average NET Loss: 123

WON-LOST
RECORD

ROAD
RECORD

STRENGTH
OF SCHEDULE

DIV. I ONLY		8- 11	3- 7	153	
DIV. I NON-CONF.		3- 9	1- 7	70	
	Quadrant 1	Quadrant 2	Quadrant 3	Quadrant 4	TOTALS
OVERALL	0-3	0-2	3-4	5-2	8- 11
HOME	0-0	0-0	2-3	3-1	5- 4
AWAY	0-3	0-2	1-1	2-1	3- 7
NEUTRAL	0-0	0-0	0-0	0-0	0- 0
NON-CONFERENCE	0-3	0-2	2-3	1-1	3- 9
HOME	0-0	0-0	1-2	1-0	2- 2
AWAY	0-3	0-2	1-1	0-1	1- 7
NEUTRAL	0-0	0-0	0-0	0-0	0- 0

Q1: (H:1-30)(N:1-50)(A:1-75) 0-3 overall, 0-3 non_conference			Q2: (H:31-75)(N:51-100)(A:76-135) 0-2 overall, 0-2 non_conference			Q3: (H:76-160)(N:101-200)(A:136-240) 3-4 overall, 2-3 non_conference			Q4: (H:161+)(N:201+)(A:241+) 5-2 overall, 1-1 non_conference		
NET S Opponent Score			NET S Opponent Score			NET S Opponent Score			NET S Opponent Score		
(H 1-15)(N 1-25)(A 1-40)			(H 31-55)(N 51-75)(A 76-100)			(H 76-160)(N 101-200)(A 136-240)			(H:161+)(N:201+)(A:241+)		
-----			-----			-----			-----		
(H 16-30)(N 26-50)(A 41-75)			(H 56-75)(N 76-100)(A 101-135)			(H 76-160)(N 101-200)(A 136-240)			(H:161+)(N:201+)(A:241+)		
44 A Butler 63 84 1112			80 A Xavier 55 69 1221			109 H Northern Ky. 73 95 0105			206 H Green Bay 101 83 0110		
60 A Toledo 57 101 1205			82 A Dayton 59 98 1204			121 H Bowling Green 82 67 1120			228 H Oakland 73 79 0119		
61 A Temple 67 83 1109			-----			140 H Kent St. 72 76 1128			245 A Western Mich. 76 89 1106		
-----			-----			144 A Akron 59 71 1201			260 A Youngstown St. 78 66 1228		
Upcoming Games			Upcoming Games			145 H Wright St. 79 58 0103			287 H Milwaukee 93 84 0112		
			109 A Northern Ky. 0207			155 H Ohio 61 63 1215			290 H Loyola Maryland 91 63 1119		
						164 A Eastern Mich. 78 74 1124			296 A Cleveland St. 73 61 1230		
						-----			-----		
						Upcoming Games			Upcoming Games		
						145 A Wright St. 0209			192 H IUPUI 0228		
						192 A IUPUI 0126			210 H UIC 0302		
						206 A Green Bay 0216			260 H Youngstown St. 0202		
						210 A UIC 0124			287 A Milwaukee 0214		
						228 A Oakland 0223			296 H Cleveland St. 0131		

Non-Div I Games:

Average NET Win:	184	WON-LOST RECORD	ROAD RECORD	STRENGTH OF SCHEDULE
Average NET Loss:	109			

DIV. I ONLY	8- 9	0- 5	104		
DIV. I NON-CONF.	7- 5	0- 2	258		

	Quadrant 1	Quadrant 2	Quadrant 3	Quadrant 4	TOTALS
OVERALL	1-3	1-2	1-3	5-1	8- 9
HOME	1-1	1-0	0-1	4-1	6- 3
AWAY	0-2	0-2	0-1	0-0	0- 5
NEUTRAL	0-0	0-0	1-1	1-0	2- 1
NON-CONFERENCE	0-1	1-0	1-3	5-1	7- 5
HOME	0-0	1-0	0-1	4-1	5- 2
AWAY	0-1	0-0	0-1	0-0	0- 2
NEUTRAL	0-0	0-0	1-1	1-0	2- 1

Q1: (H:1-30)(N:1-50)(A:1-75) 1-3 overall, 0-1 non_conference					Q2: (H:31-75)(N:51-100)(A:76-135) 1-2 overall, 1-0 non_conference					Q3: (H:76-160)(N:101-200)(A:136-240) 1-3 overall, 1-3 non_conference					Q4: (H:161+)(N:201+)(A:241+) 5-1 overall, 5-1 non_conference								
NET	S	Opponent	Score		NET	S	Opponent	Score		NET	S	Opponent	Score		NET	S	Opponent	Score					
(H 1-15)(N 1-25)(A 1-40)					(H 31-55)(N 51-75)(A 76-100)					(H 76-160)(N 101-200)(A 136-240)					(H:161+)(N:201+)(A:241+)								
2	H	Duke	65	87	0108	90	A	Georgia Tech	79	92	0105	157	H	Gardner-Webb	69	73	1229	204	N	Cal St. Fullerton	66	59	1116
5	A	Tennessee	64	83	1222	93	A	Miami (FL)	65	76	0112	158	N	Saint Joseph's	69	89	1115	225	H	Charlotte	80	56	1206
12	A	Virginia Tech	71	87	0119							172	N	Valparaiso	69	63	1118	234	H	Cornell	83	61	0102
-----					(H 56-75)(N 76-100)(A 101-135)					-----					-----								
(H 16-30)(N 26-50)(A 41-75)					71	H	Davidson	67	63	1217	Upcoming Games					253	H	N.C. A&T	90	78	1110		
26	H	NC State	71	67	0115	-----					93	H	Miami (FL)	0226		266	H	Houston Baptist	91	93	1123		
Upcoming Games					Upcoming Games					Upcoming Games					Upcoming Games								
1	A	Virginia	0122		41	H	Florida St.	0309		124	H	Boston College	0126										
2	A	Duke	0305		47	H	Syracuse	0302															
9	H	North Carolina	0216		55	H	Pittsburgh	0205															
14	H	Louisville	0130		78	A	Notre Dame	0219															
26	A	NC State	0224																				
41	A	Florida St.	0213																				
59	A	Clemson	0203																				

Wake Forest

Wake Forest

Non-Div I Games:

Average NET Win: 229

WON-LOST RECORD

ROAD RECORD

STRENGTH OF SCHEDULE

Average NET Loss: 175

DIV. I ONLY	8- 11	1- 7	169
DIV. I NON-CONF.	6- 7	0- 5	319
Quadrant 1		Quadrant 2	Quadrant 3
OVERALL	0-1	1-1	2-6
HOME	0-0	0-1	1-1
AWAY	0-1	1-0	0-4
NEUTRAL	0-0	0-0	1-1
NON-CONFERENCE	0-1	0-0	1-3
HOME	0-0	0-0	0-0
AWAY	0-1	0-0	0-2
NEUTRAL	0-0	0-0	1-1
		Quadrant 4	TOTALS
		5-3	8- 11
		4-1	5- 3
		0-2	1- 7
		1-0	2- 1
		5-3	6- 7
		4-1	4- 1
		0-2	0- 5
		1-0	2- 1

Q1: (H:1-30)(N:1-50)(A:1-75) 0-1 overall, 0-1 non_conference					Q2: (H:31-75)(N:51-100)(A:76-135) 1-1 overall, 0-0 non_conference					Q3: (H:76-160)(N:101-200)(A:136-240) 2-6 overall, 1-3 non_conference					Q4: (H:161+)(N:201+)(A:241+) 5-3 overall, 5-3 non_conference								
NET	S	Opponent	Score		NET	S	Opponent	Score		NET	S	Opponent	Score		NET	S	Opponent	Score					
(H 1-15)(N 1-25)(A 1-40)					(H 31-55)(N 51-75)(A 76-100)					(H 76-160)(N 101-135)(A 136-240)					(H 161-200)(N 201-240)(A 241-275)								
-----					-----					-----					-----								
(H 16-30)(N 26-50)(A 41-75)					(H 56-75)(N 76-100)(A 101-135)					(H 101-135)(N 136-160)(A 161-190)					(H 201-240)(N 241-275)(A 276-300)								
73	A	Oregon St.	67	82	1217	39	H	San Francisco	69	72	0105	107	H	BYU	76	87	0117	165	H	Abilene Christian	77	62	1201
-----					-----					-----					-----								
Upcoming Games					Upcoming Games					Upcoming Games					Upcoming Games								
4	A	Gonzaga			0221	116	A	San Diego	76	71	0112	134	N	Ga. Southern	78	88	1117	261	H	Idaho St.	97	82	1126
39	A	San Francisco			0214						154	H	Loyola Marymount	77	62	0103	265	A	Southern Utah	69	78	1215	
48	A	Saint Mary's (CA)			0216	48	H	Saint Mary's (CA)			0126	154	A	Loyola Marymount	70	74	0119	278	H	CSUN	83	90	1203

Non-Div I Games: Cal St Dom Hills 100 66

Average NET Win:	228	WON-LOST RECORD	ROAD RECORD	STRENGTH OF SCHEDULE
Average NET Loss:	124			

DIV. I ONLY	7- 8	3- 3	187	
DIV. I NON-CONF.	3- 6	2- 1	129	
<hr/>				
	Quadrant 1	Quadrant 2	Quadrant 3	Quadrant 4
OVERALL	0-2	0-1	2-4	5-1
HOME	0-1	0-0	1-1	2-0
AWAY	0-1	0-0	1-1	2-1
NEUTRAL	0-0	0-1	0-2	1-0
NON-CONFERENCE	0-2	0-1	1-3	2-0
HOME	0-1	0-0	0-1	0-0
AWAY	0-1	0-0	1-0	1-0
NEUTRAL	0-0	0-1	0-2	1-0
				TOTALS
				7- 8
				3- 2
				3- 3
				1- 3
				3- 6
				0- 2
				2- 1
				1- 3

Q1: (H:1-30)(N:1-50)(A:1-75) 0-2 overall, 0-2 non_conference					Q2: (H:31-75)(N:51-100)(A:76-135) 0-1 overall, 0-1 non_conference					Q3: (H:76-160)(N:101-200)(A:136-240) 2-4 overall, 1-3 non_conference					Q4: (H:161+)(N:201+)(A:241+) 5-1 overall, 2-0 non_conference								
NET	S	Opponent	Score		NET	S	Opponent	Score		NET	S	Opponent	Score		NET	S	Opponent	Score					
		(H 1-15)(N 1-25)(A 1-40)					(H 31-55)(N 51-75)(A 76-100)					(H 76-100)(N 101-120)(A 121-140)					(H 161-180)(N 181-200)(A 201-220)						
		----- (H 16-30)(N 26-50)(A 41-75)					(H 56-75)(N 76-100)(A 101-135)					----- (H 101-120)(N 121-140)(A 141-160)					----- (H 181-200)(N 201-220)(A 221-240)						
30	H	Oklahoma	67	87	1112	83	N	Arkansas	67	79	1215	85	H	North Texas	76	74	0112	219	H	Rice	95	79	0110
72	A	Oklahoma St.	60	82	1114							105	H	Texas St.	68	69	1201	256	N	FGCU	76	65	1121
		-----										122	N	South Dakota St.	79	99	1120	264	H	UTEP	75	60	0103
		Upcoming Games										131	N	UC Irvine	56	65	1119	264	A	UTEP	67	63	0105
												146	A	UAB	73	83	0119	266	A	Houston Baptist	86	82	1126
												239	A	A&M-Corpus Christi	64	50	1220	301	A	Middle Tenn.	86	89	0117

U
T
S
A

Non-Div I Games:	St Edward's	76	77	Mid-Amer Christi	104	74	Bethany (KS)	101	77	Southeastern Okla	70	67
------------------	-------------	----	----	------------------	-----	----	--------------	-----	----	-------------------	----	----

Average NET Win: 262 WON-LOST ROAD STRENGTH
Average NET Loss: 100 RECORD RECORD OF SCHEDULE

DIV. I ONLY	9- 10	4- 6	114
DIV. I NON-CONF.	8- 5	3- 4	195
	Quadrant 1	Quadrant 2	Quadrant 3
OVERALL	0-3	0-2	1-3
HOME	0-0	0-1	1-1
AWAY	0-3	0-1	0-2
NEUTRAL	0-0	0-0	0-0
NON-CONFERENCE	0-2	0-0	1-2
HOME	0-0	0-0	1-0
AWAY	0-2	0-0	0-2
NEUTRAL	0-0	0-0	0-0
			Quadrant 4
			8-2
			4-2
			4-0
			0-0
			7-1
			4-1
			3-0
			0-0
			TOTALS
			9- 10
			5- 4
			4- 6
			0- 0
			8- 5
			5- 1
			3- 4
			0- 0

Q1: (H:1-30)(N:1-50)(A:1-75) 0-3 overall, 0-2 non_conference					Q2: (H:31-75)(N:51-100)(A:76-135) 0-2 overall, 0-0 non_conference					Q3: (H:76-160)(N:101-200)(A:136-240) 1-3 overall, 1-2 non_conference					Q4: (H:161+)(N:201+)(A:241+) 8-2 overall, 7-1 non_conference								
NET	S	Opponent	Score		NET	S	Opponent	Score		NET	S	Opponent	Score		NET	S	Opponent	Score					
(H 1-15)(N 1-25)(A 1-40)					(H 31-55)(N 51-75)(A 76-100)					(H 76-160)(N 101-200)(A 136-240)					(H:161+)(N:201+)(A:241+)								
4	A	Gonzaga	36	67	0110	39	H	San Francisco	52	53	0117	107	H	BYU	87	90	0103	165	H	Abilene Christian	71	73	1123
22	A	Nevada	61	83	1109							131	H	UC Irvine	84	75	1229	185	H	Santa Clara	57	69	0119
-----					-----					-----					-----								
(H 16-30)(N 26-50)(A 41-75)					(H 56-75)(N 76-100)(A 101-135)																		
64	A	Fresno St.	78	81	1128	116	A	San Diego	64	73	0105	154	A	Loyola Marymount			0131	196	H	Long Beach St.	74	68	1210
-----					-----					-----					-----								
Upcoming Games					Upcoming Games					Upcoming Games					Upcoming Games								
4	H	Gonzaga			0228	48	H	Saint Mary's (CA)			0221	154	H	Loyola Marymount			0223	300	H	UC Riverside	74	54	1122
48	A	Saint Mary's (CA)			0207	107	A	BYU			0209	175	A	Pepperdine			0302	309	H	Elon	65	57	1124
</																							

Non-Div I Games: Stanislaus St 91 66 Tex Permian Basin 74 69

Average NET Win:	200	WON-LOST RECORD	ROAD RECORD	STRENGTH OF SCHEDULE
Average NET Loss:	171			

DIV. I ONLY	8- 8	3- 6	315		
DIV. I NON-CONF.	6- 4	2- 3	338		
	Quadrant 1	Quadrant 2	Quadrant 3	Quadrant 4	TOTALS
OVERALL	1-0	1-3	1-3	5-2	8- 8
HOME	0-0	0-0	1-0	2-1	3- 1
AWAY	1-0	1-3	0-2	1-1	3- 6
NEUTRAL	0-0	0-0	0-1	2-0	2- 1
NON-CONFERENCE	1-0	1-1	0-2	4-1	6- 4
HOME	0-0	0-0	0-0	2-0	2- 0
AWAY	1-0	1-1	0-1	0-1	2- 3
NEUTRAL	0-0	0-0	0-1	2-0	2- 1

Q1: (H:1-30)(N:1-50)(A:1-75) 1-0 overall, 1-0 non_conference		Q2: (H:31-75)(N:51-100)(A:76-135) 1-3 overall, 1-1 non_conference		Q3: (H:76-160)(N:101-200)(A:136-240) 1-3 overall, 0-2 non_conference		Q4: (H:161+)(N:201+)(A:241+) 5-2 overall, 4-1 non_conference	
NET S Opponent Score (H 1-15)(N 1-25)(A 1-40)		NET S Opponent Score (H 31-55)(N 51-75)(A 76-100)		NET S Opponent Score (H 76-100)(N 101-135)(A 136-160)		NET S Opponent Score (H 161-200)(N 201-240)(A 241-280)	
36 A UCF 80 79 1111		93 A Miami (FL) 55 75 1222		86 H Old Dominion 80 73 0110		184 H Mercer 68 64 1205	
(H 16-30)(N 26-50)(A 41-75)		(H 56-75)(N 76-100)(A 101-135)		134 N Ga. Southern 70 80 1116		225 H Charlotte 60 65 0112	
Upcoming Games		110 A Illinois 73 71 1229		146 A UAB 50 67 0103		256 H FGCU 85 68 1125	
		125 A Marshall 84 96 0117		211 A Arkansas St. 71 75 1214		283 N Towson 85 71 1117	
		Upcoming Games		Upcoming Games		301 A Middle Tenn. 63 56 0105	
				85 H North Texas 0214		314 A Bethune-Cookman 70 72 1201	
				123 H Louisiana Tech 0131		340 N Incarnate Word 71 68 1118	
				142 H Southern Miss. 0202		Upcoming Games	
				176 A UTSA 0209		190 H FIU 0123	
				190 A FIU 0126		219 H Rice 0216	
						264 A UTEP 0207	

Non-Div I Games:	Florida Tech	98 52	Florida Col	76 64	Palm Beach Atl	73 62
------------------	--------------	-------	-------------	-------	----------------	-------

Average NET Win: 265

WON-LOST RECORD

ROAD RECORD

STRENGTH OF SCHEDULE

Average NET Loss: 96

DIV. I ONLY	9- 7	4- 4	197
DIV. I NON-CONF.	7- 4	3- 2	233
Quadrant 1		Quadrant 2	Quadrant 3
OVERALL	0-2	1-2	0-2
HOME	0-0	0-0	0-1
AWAY	0-2	1-1	0-1
NEUTRAL	0-0	0-1	0-0
NON-CONFERENCE	0-2	0-1	0-1
HOME	0-0	0-0	0-1
AWAY	0-2	0-0	0-0
NEUTRAL	0-0	0-1	0-0
		Quadrant 4	TOTALS
		8-1	9- 7
		3-1	3- 2
		3-0	4- 4
		2-0	2- 1
		7-0	7- 4
		2-0	2- 1
		3-0	3- 2
		2-0	2- 1

Q1: (H:1-30)(N:1-50)(A:1-75) 0-2 overall, 0-2 non_conference		Q2: (H:31-75)(N:51-100)(A:76-135) 1-2 overall, 0-1 non_conference		Q3: (H:76-160)(N:101-200)(A:136-240) 0-2 overall, 0-1 non_conference		Q4: (H:161+)(N:201+)(A:241+) 8-1 overall, 7-0 non_conference	
NET S Opponent Score (H 1-15)(N 1-25)(A 1-40)		NET S Opponent Score (H 31-55)(N 51-75)(A 76-100)		NET S Opponent Score (H 76-100)(N 101-135)(A 136-160)		NET S Opponent Score (H 161-200)(N 201-240)(A 241-280)	
5 A Tennessee 65 87 1109		60 N Toledo 64 77 1120		123 H Louisiana Tech 62 83 1215		211 H Arkansas St. 83 94 0103	
16 A Kansas 76 89 1116				137 A La.-Monroe 95 99 0119		224 N Colorado St. 91 73 1119	
(H 16-30)(N 26-50)(A 41-75)		(H 56-75)(N 76-100)(A 101-135)		Upcoming Games		237 H Little Rock 75 61 0105	
Upcoming Games		Upcoming Games		Upcoming Games		242 H Prairie View 122 90 1211	
		120 A Georgia St. 76 89 0110		120 H Georgia St. 0208		275 A New Orleans 77 73 1128	
		134 A Ga. Southern 87 85 0112		134 H Ga. Southern 0206		308 N Tulane 68 61 1121	
		105 A Texas St. 0223		137 H La.-Monroe 0216		312 A McNeese 80 67 1218	
				186 A Coastal Caro. 0202		316 A Southeastern La. 73 72 1229	
				211 A Arkansas St. 0309		341 H Southern U. 88 78 1201	
				215 A UT Arlington 0221		Upcoming Games	
				237 A Little Rock 0307		186 H Coastal Caro. 0228	
						199 H Troy 0126	
						292 A Appalachian St. 0131	
						292 H Appalachian St. 0303	
						297 H South Alabama 0124	

Non-Div I Games: Loyola (I A)	97	84	Virgin Islands	121	80
-------------------------------	----	----	----------------	-----	----

STRENGTH

WON LOS RECORD

ROAD RECORD

STRENGTH OF SCHEDULE

Q1: (H:1-30)(N:1-50)(A:1-75) 0-2 overall, 0-2 non_conference						Q2: (H:31-75)(N:51-100)(A:76-135) 1-2 overall, 1-1 non_conference						Q3: (H:76-160)(N:101-200)(A:136-240) 5-3 overall, 4-1 non_conference						Q4: (H:161+)(N:201+)(A:241+) 2-1 overall, 1-0 non_conference					
NET S Opponent Score (H 1-15)(N 1-25)(A 1-40)						NET S Opponent Score (H 31-55)(N 51-75)(A 76-100)						NET S Opponent Score (H 85-97)(N 101-117)(A 121-145)						NET S Opponent Score (H 151-162)(N 166-187)(A 191-206)					
31	A	TCU	70	90	1216	77	A	Ball St.	69	86	1106	85	H	North Texas	69	80	1205	194	H	Missouri St.	57	72	0108
(H 16-30)(N 26-50)(A 41-75)						(H 56-75)(N 76-100)(A 101-135)						117 H Loyola Chicago 67 75 0119						229 H Bradley 65 60 0105					
31	N	TCU	69	83	1225	97	A	Loyola Chicago	44	79	0102	145	H	Wright St.	69	63	1201	319	A	San Jose St.	86	57	1128
Upcoming Games						Upcoming Games						152 N UNLV 84 79 1223						Upcoming Games					
						100 N Colorado 72 67 1222						162 A Evansville 72 66 0112						162 H Evansville 0206					
						Upcoming Games						198 A UNI 64 69 0116						172 H Valparaiso 0123					
						133 A Drake 0227						206 A Green Bay 78 74 1109						187 H Illinois St. 0220					
												Upcoming Games						198 H UNI 0302					
												133 H Drake 0202											
												156 A Southern Ill. 0130											
												156 H Southern Ill. 0216											
												172 A Valparaiso 0213											
												187 A Illinois St. 0127											
												194 A Missouri St. 0223											
												229 A Bradley 0209											

Loss Non-Conf H - HOME A-AWAY N-NEUTRAL

Average NET Win: 263 WON-LOST ROAD RECORD STRENGTH OF SCHEDULE
Average NET Loss: 120 RECORD

DIV. I ONLY	6- 12	0- 6	127		
DIV. I NON-CONF.	4- 9	0- 4	150		

	Quadrant 1	Quadrant 2	Quadrant 3	Quadrant 4	TOTALS
OVERALL	0-3	0-2	1-5	5-2	6- 12
HOME	0-1	0-0	1-1	5-1	6- 3
AWAY	0-2	0-2	0-1	0-1	0- 6
NEUTRAL	0-0	0-0	0-3	0-0	0- 3
NON-CONFERENCE	0-3	0-1	0-3	4-2	4- 9
HOME	0-1	0-0	0-0	4-1	4- 2
AWAY	0-2	0-1	0-0	0-1	0- 4
NEUTRAL	0-0	0-0	0-3	0-0	0- 3

Q1: (H:1-30)(N:1-50)(A:1-75) 0-3 overall, 0-3 non_conference			Q2: (H:31-75)(N:51-100)(A:76-135) 0-2 overall, 0-1 non_conference			Q3: (H:76-160)(N:101-200)(A:136-240) 1-5 overall, 0-3 non_conference			Q4: (H:161+)(N:201+)(A:241+) 5-2 overall, 4-2 non_conference		
NET S Opponent Score (H 1-15)(N 1-25)(A 1-40)			NET S Opponent Score (H 31-55)(N 51-75)(A 76-100)			NET S Opponent Score (H 76-160)(N 101-200)(A 136-240)			NET S Opponent Score (H 161-200)(N 201-240)(A 241-300)		
10 H Buffalo 62 80 1208			(H 56-75)(N 76-100)(A 101-135)			82 H Dayton 86 89 0119			163 H Bucknell 85 88 1107		
(H 16-30)(N 26-50)(A 41-75)						120 N Georgia St. 65 75 1119			218 H Fordham 71 64 0112		
47 A Syracuse 48 81 1229			101 A Northeastern 59 64 1221			138 A George Mason 53 68 0106			255 H Canisius 70 55 1128		
69 A Vermont 76 83 1218			128 A Rhode Island 63 75 0116			143 N Boise St. 52 72 1120			267 H Siena 82 40 1205		
Upcoming Games			Upcoming Games			144 N Akron 49 61 1121			299 A Niagara 72 80 1112		
71 A Davidson 0306			52 H VCU 0209			158 H Saint Joseph's 73 47 0109			330 H Jackson St. 67 36 1110		
			67 H Saint Louis 0309			Upcoming Games			350 H Delaware St. 90 61 1201		
			71 H Davidson 0201			138 H George Mason 0217			Upcoming Games		
						150 A Duquesne 0206			262 A George Washington 0302		
						150 H Duquesne 0227			274 H La Salle 0220		
						158 A Saint Joseph's 0212					
						201 A Richmond 0126					
						203 A Massachusetts 0123					
						218 A Fordham 0223					

St.
Bonaventure

St.
Bonaventure

Non-Div I Games:

Average NET Win: 227 WON-LOST ROAD STRENGTH
Average NET Loss: 113 RECORD RECORD OF SCHEDULE

DIV. I ONLY	8- 9	3- 3	111		
DIV. I NON-CONF.	5- 6	2- 1	84		
	Quadrant 1	Quadrant 2	Quadrant 3	Quadrant 4	TOTALS
OVERALL	1-2	0-1	1-6	6-0	8- 9
HOME	1-0	0-1	0-4	4-0	5- 5
AWAY	0-1	0-0	1-2	2-0	3- 3
NEUTRAL	0-1	0-0	0-0	0-0	0- 1
NON-CONFERENCE	0-2	0-1	1-3	4-0	5- 6
HOME	0-0	0-1	0-3	3-0	3- 4
AWAY	0-1	0-0	1-0	1-0	2- 1
NEUTRAL	0-1	0-0	0-0	0-0	0- 1

Q1: (H:1-30)(N:1-50)(A:1-75) 1-2 overall, 0-2 non_conference						Q2: (H:31-75)(N:51-100)(A:76-135) 0-1 overall, 0-1 non_conference						Q3: (H:76-160)(N:101-200)(A:136-240) 1-6 overall, 1-3 non_conference						Q4: (H:161+)(N:201+)(A:241+) 6-0 overall, 4-0 non_conference						
NET	S	Opponent	Score			NET	S	Opponent	Score			NET	S	Opponent	Score			NET	S	Opponent	Score			
(H 1-15)(N 1-25)(A 1-40)						(H 31-55)(N 51-75)(A 76-100)						(H 76-160)(N 101-200)(A 136-240)						(H:161+)(N:201+)(A:241+)						
-----						-----						-----						-----						
(H 16-30)(N 26-50)(A 41-75)						(H 56-75)(N 76-100)(A 101-135)																		
22	H	Nevada	85	58	0105	75	H	New Mexico St.	94	98	1117	85	H	North Texas	65	74	1218	221	H	Iona	90	83	1113	
48	N	Saint Mary's (CA)	60	85	1207	-----						92	H	Penn	65	75	1222	241	A	Air Force	65	58	0102	
75	A	New Mexico St.	65	100	1204	(H 56-75)(N 76-100)(A 101-135)						100	H	Colorado	75	78	1211	252	H	Central Ark.	82	70	1216	
-----						Upcoming Games						-----						-----						
Upcoming Games						42	H	Utah St.				0126	Upcoming Games						Upcoming Games					
22	A	Nevada	0209			64	H	Fresno St.	0216			143	H	Boise St.	0306			168	H	San Diego St.	0205			
42	A	Utah St.	0220									152	A	UNLV	0122			224	H	Colorado St.	0302			
64	A	Fresno St.	0202															311	A	Wyoming	0309			
																		319	H	San Jose St.	0213			
																		319	A	San Jose St.	0227			

Non-Div I Games: Southwest (NM) 103 47

Average NET Win: 258

WON-LOST
RECORD

ROAD
RECORD

STRENGTH
OF SCHEDULE

Average NET Loss: 132

DIV. I ONLY	10- 8	5- 6	261
DIV. I NON-CONF.	5- 7	3- 6	141
Quadrant 1		Quadrant 2	Quadrant 3
OVERALL	0-4	0-1	2-1
HOME	0-0	0-0	1-0
AWAY	0-4	0-1	1-1
NEUTRAL	0-0	0-0	0-0
NON-CONFERENCE	0-4	0-1	2-1
HOME	0-0	0-0	1-0
AWAY	0-4	0-1	1-1
NEUTRAL	0-0	0-0	0-0
		Quadrant 4	TOTALS
		8-2	10- 8
		4-2	5- 2
		4-0	5- 6
		0-0	0- 0
		3-1	5- 7
		1-1	2- 1
		2-0	3- 6
		0-0	0- 0

Q1: (H:1-30)(N:1-50)(A:1-75) 0-4 overall, 0-4 non_conference				Q2: (H:31-75)(N:51-100)(A:76-135) 0-1 overall, 0-1 non_conference				Q3: (H:76-160)(N:101-200)(A:136-240) 2-1 overall, 2-1 non_conference				Q4: (H:161+)(N:201+)(A:241+) 8-2 overall, 3-1 non_conference			
NET S Opponent Score				NET S Opponent Score				NET S Opponent Score				NET S Opponent Score			
(H 1-15)(N 1-25)(A 1-40)				(H 31-55)(N 51-75)(A 76-100)				(H 76-160)(N 101-200)(A 136-240)				(H 161-200)(N 201-240)(A 241-280)			
17 A Iowa St. 55 82 1126				100 A Colorado 75 79 1116				139 H UC Santa Barbara 85 74 1219				212 H South Dakota 75 68 0120			
								169 A Seattle U 71 90 1206				244 H North Dakota St. 90 77 0102			
								219 A Rice 83 66 1221				263 H Montana St. 89 65 1124			
												269 A North Dakota 92 91 0110			
								Upcoming Games				270 H Northern Ariz. 66 76 1114			
								122 H South Dakota St. 0214				298 H Oral Roberts 84 87 1230			
								238 A Purdue Fort Wayne 0124				304 A Western Ill. 80 71 0117			
												306 H Denver 91 84 1228			
												310 A Idaho 89 80 1215			
												314 A Bethune-Cookman 76 56 1120			
												Upcoming Games			
												212 N South Dakota 0207			
												238 H Purdue Fort Wayne 0216			
												244 A North Dakota St. 0223			
												269 H North Dakota 0203			
												269 H North Dakota 0204			
												298 A Oral Roberts 0228			
												304 H Western Ill. 0220			
												306 A Denver 0302			

Non-Div I Games: Buena Vista 94 58

Average NET Win: 271

WON-LOST
RECORD

ROAD
RECORD

STRENGTH
OF SCHEDULE

Average NET Loss: 119

DIV. I ONLY		5- 12	1- 9	166	
DIV. I NON-CONF.		3- 7	0- 5	235	

	Quadrant 1	Quadrant 2	Quadrant 3	Quadrant 4	TOTALS
OVERALL	0-4	0-1	1-6	4-1	5- 12
HOME	0-0	0-0	0-2	4-0	4- 2
AWAY	0-4	0-1	1-3	0-1	1- 9
NEUTRAL	0-0	0-0	0-1	0-0	0- 1
NON-CONFERENCE	0-2	0-1	0-4	3-0	3- 7
HOME	0-0	0-0	0-1	3-0	3- 1
AWAY	0-2	0-1	0-2	0-0	0- 5
NEUTRAL	0-0	0-0	0-1	0-0	0- 1

Q1: (H:1-30)(N:1-50)(A:1-75) 0-4 overall, 0-2 non_conference				Q2: (H:31-75)(N:51-100)(A:76-135) 0-1 overall, 0-1 non_conference				Q3: (H:76-160)(N:101-200)(A:136-240) 1-6 overall, 0-4 non_conference				Q4: (H:161+)(N:201+)(A:241+) 4-1 overall, 3-0 non_conference			
NET	S	Opponent	Score	NET	S	Opponent	Score	NET	S	Opponent	Score	NET	S	Opponent	Score
(H 1-15)(N 1-25)(A 1-40)				(H 31-55)(N 51-75)(A 76-100)				(H 76-160)(N 101-200)(A 136-240)				(H:161+)(N:201+)(A:241+)			
26	A	NC State	74 78 1124	-----				81	H	ETSU	68 72 0112	222	H	UNCW	77 73 1221
29	A	Wofford	74 78 0105	(H 56-75)(N 76-100)(A 101-135)				134	H	Ga. Southern	74 89 1208	250	A	Chattanooga	70 73 0117
35	A	Florida	63 71 1218	-----				146	A	UAB	67 75 1106	285	H	Western Caro.	84 80 0110
(H 16-30)(N 26-50)(A 41-75)				120	A	Georgia St.	60 62 1113	148	N	Harvard	67 71 1229	334	H	UT Martin	77 60 1116
-----				Upcoming Games				161	A	Samford	93 87 0119	352	H	UMES	80 42 1120
63	A	Furman	58 71 0103	58	H	UNC Greensboro	0302	-----				Upcoming Games			
Upcoming Games				63	H	Furman	0202	Upcoming Games				161	H	Samford	0221
29	H	Wofford	0131	81	A	ETSU	0216	Upcoming Games				220	H	The Citadel	0209
58	A	UNC Greensboro	0126									250	H	Chattanooga	0223
												285	A	Western Caro.	0214
												321	H	VMI	0124
												321	A	VMI	0228

Non-Div I Games: Piedmont 105 52

Brewton-Parker 90 65

STRENGTH

STRENGTH OF SCHEDULE

DIV. I ONLY		10- 9	3- 4	227	
DIV. I NON-CONF.		7- 6	2- 1	336	
	Quadrant 1	Quadrant 2	Quadrant 3	Quadrant 4	TOTALS
OVERALL	0-3	0-2	4-1	6-3	10- 9
HOME	0-0	0-0	2-1	5-2	7- 3
AWAY	0-2	0-1	2-0	1-1	3- 4
NEUTRAL	0-1	0-1	0-0	0-0	0- 2
NON-CONFERENCE	0-1	0-1	2-1	5-3	7- 6
HOME	0-0	0-0	1-1	4-2	5- 3
AWAY	0-0	0-0	1-0	1-1	2- 1
NEUTRAL	0-1	0-1	0-0	0-0	0- 2

Q1: (H:1-30)(N:1-50)(A:1-75) 0-3 overall, 0-1 non_conference					Q2: (H:31-75)(N:51-100)(A:76-135) 0-2 overall, 0-1 non_conference					Q3: (H:76-160)(N:101-200)(A:136-240) 4-1 overall, 2-1 non_conference					Q4: (H:161+)(N:201+)(A:241+) 6-3 overall, 5-3 non_conference								
NET	S	Opponent	Score		NET	S	Opponent	Score		NET	S	Opponent	Score		NET	S	Opponent	Score					
(H 1-15)(N 1-25)(A 1-40)					(H 31-55)(N 51-75)(A 76-100)					(H 76-160)(N 101-200)(A 136-240)					(H 161+)(N 201+)(A:241+)								
4	A	Gonzaga	48	91	0105	66	N	Minnesota	66	80	1120	98	H	Southern California	102	92	1218	175	H	Pepperdine	67	64	0110
-----					-----					-----					-----								
(H 16-30)(N 26-50)(A 41-75)					(H 56-75)(N 76-100)(A 101-135)																		
37	N	Washington	68	82	1118	107	A	BYU	74	80	0112	Upcoming Games					310	H	Idaho	77	56	1221	
48	A	Saint Mary's (CA)	55	75	0117	-----					154	H	Loyola Marymount		0126	319	A	San Jose St.	71	63	1124		
-----					Upcoming Games					154	A	Loyola Marymount		0228	330	H	Jackson St.	81	70	1129			
4	H	Gonzaga			0124	39	H	San Francisco			0223						351	H	Mississippi Val.	82	54	1213	
39	A	San Francisco			0209	48	H	Saint Mary's (CA)			0214	175	A	Pepperdine		0207	-----						
															Upcoming Games								
															177	H	Pacific			0216			
															318	H	Portland			0202			
															318	A	Portland			0302			

Non-Div I Games: Sonoma St	82	54
----------------------------	----	----

Average NET Win: 197

Average NET Loss: 112

WON-LOST
RECORD

ROAD
RECORD

STRENGTH
OF SCHEDULE

DIV. I ONLY	10- 8	1- 5	179		
DIV. I NON-CONF.	6- 6	0- 3	204		
<hr/>					
	Quadrant 1	Quadrant 2	Quadrant 3	Quadrant 4	TOTALS
OVERALL	0-2	0-2	5-3	5-1	10- 8
HOME	0-1	0-0	2-0	5-1	7- 2
AWAY	0-1	0-2	1-2	0-0	1- 5
NEUTRAL	0-0	0-0	2-1	0-0	2- 1
NON-CONFERENCE	0-2	0-1	3-2	3-1	6- 6
HOME	0-1	0-0	1-0	3-1	4- 2
AWAY	0-1	0-1	0-1	0-0	0- 3
NEUTRAL	0-0	0-0	2-1	0-0	2- 1

Q1: (H:1-30)(N:1-50)(A:1-75) 0-2 overall, 0-2 non_conference					Q2: (H:31-75)(N:51-100)(A:76-135) 0-2 overall, 0-1 non_conference					Q3: (H:76-160)(N:101-200)(A:136-240) 5-3 overall, 3-2 non_conference					Q4: (H:161+)(N:201+)(A:241+) 5-1 overall, 3-1 non_conference												
NET	S	Opponent	Score		NET	S	Opponent	Score		NET	S	Opponent	Score		NET	S	Opponent	Score									
(H 1-15)(N 1-25)(A 1-40)					(H 31-55)(N 51-75)(A 76-100)					(H 76-160)(N 101-200)(A 136-240)					(H 161+)(N 201+)(A 241+)												
36	A	UCF	56	77	1221	87	A	Belmont	89	100	1110	102	N	Georgia	68	80	1119	162	H	Evansville	58	46	0105				
-----					97	A	Loyola Chicago	64	67	0112	107	H	BYU	92	89	1128	168	H	San Diego St.	65	75	1201					
(H 16-30)(N 26-50)(A 41-75)					(H 56-75)(N 76-100)(A 101-135)										143	N	Boise St.	73	70	1121	198	H	UNI	70	69	0108	
24	H	Ole Miss	74	81	1208						144	N	Akron	73	68	1120	256	H	FGCU	74	66	1106					
-----										156	H	Southern Ill.	59	58	0115	296	H	Cleveland St.	88	77	1216						
Upcoming Games					Upcoming Games										162	A	Evansville	78	70	0119	347	H	Chicago St.	75	71	1113	
															172	A	Valparaiso	56	58	0102	-----						
															210	A	UIC	75	94	1205	Upcoming Games						
																				172	H	Valparaiso	0205				
																				180	H	Indiana St.	0127				
																				194	H	Missouri St.	0227				
																				229	H	Bradley	0216				

Non-Div I Games: Lindenwood (MO) 79 62

Average NET Win: 280 WON-LOST ROAD STRENGTH
Average NET Loss: 86 RECORD RECORD OF SCHEDULE

DIV. I ONLY	7- 12	2- 10	162		
DIV. I NON-CONF.	4- 9	1- 8	147		
	Quadrant 1	Quadrant 2	Quadrant 3	Quadrant 4	TOTALS
OVERALL	0-6	0-2	1-4	6-0	7- 12
HOME	0-0	0-0	0-1	4-0	4- 1
AWAY	0-6	0-2	0-2	2-0	2- 10
NEUTRAL	0-0	0-0	1-1	0-0	1- 1
NON-CONFERENCE	0-4	0-2	1-3	3-0	4- 9
HOME	0-0	0-0	0-0	2-0	2- 0
AWAY	0-4	0-2	0-2	1-0	1- 8
NEUTRAL	0-0	0-0	1-1	0-0	1- 1

Q1: (H:1-30)(N:1-50)(A:1-75) 0-6 overall, 0-4 non_conference			Q2: (H:31-75)(N:51-100)(A:76-135) 0-2 overall, 0-2 non_conference			Q3: (H:76-160)(N:101-200)(A:136-240) 1-4 overall, 1-3 non_conference			Q4: (H:161+)(N:201+)(A:241+) 6-0 overall, 3-0 non_conference		
NET S Opponent Score			NET S Opponent Score			NET S Opponent Score			NET S Opponent Score		
(H 1-15)(N 1-25)(A 1-40)			(H 31-55)(N 51-75)(A 76-100)			(H 76-160)(N 101-200)(A 136-240)			(H:161+)(N:201+)(A:241+)		
23 A Auburn 49 95 1229			76 A Penn St. 72 87 1109			119 N Jacksonville St. 78 83 1121			256 H FGCU 87 66 0112		
35 A Florida 66 98 1127			82 A Dayton 70 78 1107			142 N Southern Miss. 64 48 1120			293 A Charleston So. 76 70 1201		
(H 16-30)(N 26-50)(A 41-75)			(H 56-75)(N 76-100)(A 101-135)			145 A Wright St. 72 89 1117			293 H Charleston So. 68 61 1215		
41 A Florida St. 81 95 1219						160 H NJIT 72 76 0121			305 H North Ala. 96 67 0105		
46 A Lipscomb 66 81 0109						190 A FIU 89 *** 1213			325 H Florida A&M 81 62 1129		
53 A Liberty 64 70 0119						Upcoming Games			348 A Stetson 87 77 0116		
66 A Minnesota 71 80 1211						160 A NJIT 0216			Upcoming Games		
Upcoming Games			46 H Lipscomb 0206						256 A FGCU 0127		
			53 H Liberty 0223						294 H Jacksonville 0124		
									294 A Jacksonville 0220		
									305 A North Ala. 0209		
									344 A Kennesaw St. 0130		
									344 H Kennesaw St. 0213		
									348 H Stetson 0226		

Non-Div I Games: Fla National	104	76	Edward Waters	95	83
-------------------------------	-----	----	---------------	----	----

Average NET Win: 284 WON-LOST RECORD ROAD RECORD STRENGTH OF SCHEDULE
 Average NET Loss: 137

DIV. I ONLY	10- 7	7- 4	323
DIV. I NON-CONF.	4- 5	3- 3	288
<hr/>			
	Quadrant 1	Quadrant 2	Quadrant 3
OVERALL	0-2	0-1	0-3
HOME	0-0	0-0	0-1
AWAY	0-2	0-1	0-1
NEUTRAL	0-0	0-0	0-1
NON-CONFERENCE	0-2	0-1	0-1
HOME	0-0	0-0	0-0
AWAY	0-2	0-1	0-0
NEUTRAL	0-0	0-0	0-1
			Quadrant 4
			10-1
			3-0
			7-0
			0-1
			4-1
			1-0
			3-0
			0-1
			TOTALS
			10- 7
			3- 1
			7- 4
			0- 2
			4- 5
			1- 0
			3- 3
			0- 2

Q1: (H:1-30)(N:1-50)(A:1-75) 0-2 overall, 0-2 non_conference				Q2: (H:31-75)(N:51-100)(A:76-135) 0-1 overall, 0-1 non_conference				Q3: (H:76-160)(N:101-200)(A:136-240) 0-3 overall, 0-1 non_conference				Q4: (H:161+)(N:201+)(A:241+) 10-1 overall, 4-1 non_conference			
NET S Opponent Score				NET S Opponent Score				NET S Opponent Score				NET S Opponent Score			
(H 1-15)(N 1-25)(A 1-40)				(H 31-55)(N 51-75)(A 76-100)				(H 76-160)(N 101-200)(A 136-240)				(H:161+)(N:201+)(A:241+)			
11 A Texas Tech 62 93 1124				-----				118 H Montana 64 88 0112				175 H Pepperdine 88 80 1113			
(H 16-30)(N 26-50)(A 41-75)				(H 56-75)(N 76-100)(A 101-135)				153 N Rider 67 74 1222				261 A Idaho St. 77 53 0121			
75 A New Mexico St. 62 74 1217				116 A San Diego 65 85 1215				159 A Weber St. 64 78 0119				263 A Montana St. 73 70 0114			
Upcoming Games				Upcoming Games				Upcoming Games				282 A Sacramento St. 70 65 1229			
				118 A Montana 0225				159 H Weber St. 0228				291 A Portland St. 73 60 1231			
												303 H Eastern Wash. 75 63 0107			
												306 A Denver 88 72 1128			
												310 H Idaho 83 79 0105			
												311 A Wyoming 85 80 1201			
												324 N SIUE 72 82 1223			
												340 A Incarnate Word 90 64 1121			
												Upcoming Games			
												261 H Idaho St. 0302			
												263 H Montana St. 0204			
												265 H Southern Utah 0124			
												265 A Southern Utah 0307			
												270 A Northern Ariz. 0126			
												270 H Northern Ariz. 0309			
												282 H Sacramento St. 0209			
												291 H Portland St. 0207			
												303 A Eastern Wash. 0216			
												310 A Idaho 0214			

Northern Colorado

Non-Div I Games: Johnson & Wales / 118 52 Colorado Col 126 56

Average NET Win:	235	WON-LOST	ROAD	STRENGTH
Average NET Loss:	132	RECORD	RECORD	OF SCHEDULE

DIV. I ONLY	8- 7	3- 5	279
DIV. I NON-CONF.	5- 4	1- 3	322
	Quadrant 1	Quadrant 2	Quadrant 3
OVERALL	0-0	1-2	0-5
HOME	0-0	0-0	0-2
AWAY	0-0	1-2	0-3
NEUTRAL	0-0	0-0	0-0
NON-CONFERENCE	0-0	0-1	0-3
HOME	0-0	0-0	0-1
AWAY	0-0	0-1	0-2
NEUTRAL	0-0	0-0	0-0
			Quadrant 4
			7-0
			3-0
			2-0
			2-0
			5-0
			2-0
			1-0
			2-0
			TOTALS
			8- 7
			3- 2
			3- 5
			2- 0
			5- 4
			2- 1
			1- 3
			2- 0

Q1: (H:1-30)(N:1-50)(A:1-75) 0-0 overall, 0-0 non_conference	Q2: (H:31-75)(N:51-100)(A:76-135) 1-2 overall, 0-1 non_conference	Q3: (H:76-160)(N:101-200)(A:136-240) 0-5 overall, 0-3 non_conference	Q4: (H:161+)(N:201+)(A:241+) 7-0 overall, 5-0 non_conference
NET S Opponent Score (H 1-15)(N 1-25)(A 1-40) ----- (H 16-30)(N 26-50)(A 41-75) ----- Upcoming Games	NET S Opponent Score (H 31-55)(N 51-75)(A 76-100) 83 AArkansas 89 121 1201 ----- (H 56-75)(N 76-100)(A 101-135) 117 AWestern Ky. 77 76 0117 125 AMarshall 97 105 0119 ----- Upcoming Games	NET S Opponent Score 86 HOld Dominion 74 75 0112 108 HSouth Fla. 73 82 1218 146 AUAB 65 84 0105 155 AOhio 66 68 1230 218 AFordham 77 83 1116 ----- Upcoming Games 85 HNorth Texas 0216 123 HLouisiana Tech 0202 142 HSouthern Miss. 0131 176 AUTSA 0207 178 AFla. Atlantic 0123	NET S Opponent Score 188 HNorth Florida 102 89 1213 225 HCharlotte 69 66 0110 243 NColumbia 98 87 1117 256 AFGCU 81 80 1128 260 NYoungstown St. 102 93 1118 287 HMilwaukee 86 83 1113 301 AMiddle Tenn. 83 76 0103 ----- Upcoming Games 178 HFla. Atlantic 0126 219 HRice 0214 264 AUTEP 0209

Non-Div I Games:	Johnson & Wales / 117 47	Ave Maria 104 84	Wehber Int'l 110 84	Fla Memorial 108 67
------------------	--------------------------	------------------	---------------------	---------------------

Average NET Win: 241 WON-LOST RECORD ROAD RECORD STRENGTH OF SCHEDULE
Average NET Loss: 158

DIV. I ONLY	11- 8	4- 5	216		
DIV. I NON-CONF.	9- 4	3- 3	186		
	Quadrant 1	Quadrant 2	Quadrant 3	Quadrant 4	TOTALS
OVERALL	0-1	0-1	3-4	8-2	11- 8
HOME	0-0	0-0	0-2	5-1	5- 3
AWAY	0-1	0-1	2-2	2-1	4- 5
NEUTRAL	0-0	0-0	1-0	1-0	2- 0
NON-CONFERENCE	0-1	0-1	3-2	6-0	9- 4
HOME	0-0	0-0	0-1	4-0	4- 1
AWAY	0-1	0-1	2-1	1-0	3- 3
NEUTRAL	0-0	0-0	1-0	1-0	2- 0

Q1: (H:1-30)(N:1-50)(A:1-75) 0-1 overall, 0-1 non_conference			Q2: (H:31-75)(N:51-100)(A:76-135) 0-1 overall, 0-1 non_conference			Q3: (H:76-160)(N:101-200)(A:136-240) 3-4 overall, 3-2 non_conference			Q4: (H:161+)(N:201+)(A:241+) 8-2 overall, 6-0 non_conference		
NET S Opponent Score			NET S Opponent Score			NET S Opponent Score			NET S Opponent Score		
(H 1-15)(N 1-25)(A 1-40)			(H 31-55)(N 51-75)(A 76-100)			(H 76-160)(N 101-200)(A 136-240)			(H:161+)(N:201+)(A:241+)		
6 A Michigan 37 56 1110			84 A Providence 61 70 1113			128 H Rhode Island 63 79 1208			216 H Sacred Heart 93 81 1106		
(H 16-30)(N 26-50)(A 41-75)			(H 56-75)(N 76-100)(A 101-135)			132 N Stony Brook 84 70 1116			232 H Fairleigh Dickinson 67 49 1201		
Upcoming Games			Upcoming Games			148 A Harvard 62 73 1128			255 H Canisius 65 63 1220		
						151 H Lehigh 94 99 0109			267 N Siena 57 45 1118		
						163 A Bucknell 78 93 0114			267 H Siena 60 57 1222		
						203 A Massachusetts 82 78 1204			284 H Lafayette 77 70 0112		
						221 A Iona 78 71 1230			286 A Albany (NY) 69 65 1120		
						Upcoming Games			290 A Loyola Maryland 80 73 0103		
						147 H Colgate 0213			290 H Loyola Maryland 65 67 0119		
						147 A Colgate 0227			295 A Navy 48 50 0106		
						151 A Lehigh 0224			Upcoming Games		
						205 A American 0202			163 H Bucknell 0216		
						236 A Boston U. 0130			205 H American 0302		
									236 H Boston U. 0218		
									249 A Army West Point 0123		
									249 H Army West Point 0206		
									284 A Lafayette 0210		
									295 H Navy 0126		

Non-Div I Games:

Average NET Win: 243

WON-LOST
RECORD

ROAD
RECORD

STRENGTH
OF SCHEDULE

Average NET Loss: 183

DIV. I ONLY	9- 9	3- 7	280
DIV. I NON-CONF.	6- 5	1- 4	231
Quadrant 1		Quadrant 2	Quadrant 3
OVERALL	0-0	1-2	2-4
HOME	0-0	0-0	0-1
AWAY	0-0	1-2	2-3
NEUTRAL	0-0	0-0	0-0
NON-CONFERENCE	0-0	1-1	0-3
HOME	0-0	0-0	0-1
AWAY	0-0	1-1	0-2
NEUTRAL	0-0	0-0	0-0
		Quadrant 4	TOTALS
		6-3	9- 9
		4-1	4- 2
		0-2	3- 7
		2-0	2- 0
		5-1	6- 5
		3-0	3- 1
		0-1	1- 4
		2-0	2- 0

Q1: (H:1-30)(N:1-50)(A:1-75) 0-0 overall, 0-0 non_conference		Q2: (H:31-75)(N:51-100)(A:76-135) 1-2 overall, 1-1 non_conference		Q3: (H:76-160)(N:101-200)(A:136-240) 2-4 overall, 0-3 non_conference		Q4: (H:161+)(N:201+)(A:241+) 6-3 overall, 5-1 non_conference	
NET S Opponent Score (H 1-15)(N 1-25)(A 1-40)		NET S Opponent Score (H 31-55)(N 51-75)(A 76-100)		NET S Opponent Score (H 76-100)(N 101-135)(A 136-160)		NET S Opponent Score (H 161-200)(N 201-240)(A 241-280)	
----- (H 16-30)(N 26-50)(A 41-75) ----- Upcoming Games		80 A Xavier 69 82 1106 ----- (H 56-75)(N 76-100)(A 101-135) ----- 109 A Northern Ky. 77 92 1228 124 A Boston College 76 69 1114 ----- Upcoming Games		77 H Ball St. 75 85 1201 145 A Wright St. 64 72 1230 201 A Richmond 70 78 1116 206 A Green Bay 76 70 0117 210 A UIC 66 64 0104 238 A Purdue Fort Wayne 77 87 1218 ----- Upcoming Games 109 H Northern Ky. 0201 145 H Wright St. 0203 173 A Detroit Mercy 0228 228 A Oakland 0302		227 N St. Francis Brooklyn 68 48 1123 229 H Bradley 85 73 1128 254 A Morehead St. 70 74 1221 260 H Youngstown St. 76 82 0112 287 A Milwaukee 57 64 0119 288 H Eastern Ill. 71 65 1110 296 H Cleveland St. 90 74 0110 302 N Grambling 80 69 1124 304 H Western Ill. 82 68 1215 ----- Upcoming Games 173 H Detroit Mercy 0126 206 H Green Bay 0224 210 H UIC 0209 228 H Oakland 0124 260 A Youngstown St. 0214 287 H Milwaukee 0222 296 A Cleveland St. 0216	

Non-Div I Games: Ind-Kokomo 95 64 Ind-Northwest 116 79

Average NET Win: 267

Average NET Loss: 149

WON-LOST
RECORD

ROAD
RECORD

STRENGTH
OF SCHEDULE

DIV. I ONLY		8- 7	2- 5	267
DIV. I NON-CONF.		7- 7	2- 5	282
Quadrant 1		Quadrant 2	Quadrant 3	Quadrant 4
OVERALL	0-4	0-0	1-0	7-3
HOME	0-0	0-0	1-0	4-1
AWAY	0-4	0-0	0-0	2-1
NEUTRAL	0-0	0-0	0-0	1-1
NON-CONFERENCE	0-4	0-0	0-0	7-3
HOME	0-0	0-0	0-0	4-1
AWAY	0-4	0-0	0-0	2-1
NEUTRAL	0-0	0-0	0-0	1-1
				TOTALS
				8- 7
				5- 1
				2- 5
				1- 1
				7- 7
				4- 1
				2- 5
				1- 1

Q1: (H:1-30)(N:1-50)(A:1-75) 0-4 overall, 0-4 non_conference					Q2: (H:31-75)(N:51-100)(A:76-135) 0-0 overall, 0-0 non_conference					Q3: (H:76-160)(N:101-200)(A:136-240) 1-0 overall, 0-0 non_conference					Q4: (H:161+)(N:201+)(A:241+) 7-3 overall, 7-3 non_conference										
NET	S	Opponent	Score		NET	S	Opponent	Score		NET	S	Opponent	Score		NET	S	Opponent	Score							
(H 1-15)(N 1-25)(A 1-40)					(H 31-55)(N 51-75)(A 76-100)					(H 76-160)(N 101-200)(A 136-240)					(H:161+)(N:201+)(A:241+)										
10	A	Buffalo	71	110	1121	-----					Upcoming Games					216	H	Sacred Heart	82	73	1210				
39	A	San Francisco	65	84	1124	(H 56-75)(N 76-100)(A 101-135)					92	H	Penn	0302	236	H	Boston U.	78	68	1213					
-----					Upcoming Games					129	H	Brown	0201	259	H	Quinnipiac	59	64	1205						
(H 16-30)(N 26-50)(A 41-75)										148	A	Harvard	0126	276	N	Marist	58	76	1129						
69	A	Vermont	59	73	0102	74	H	Yale	0202	167	A	Princeton	0216	286	N	Albany (NY)	91	77	1130						
71	A	Davidson	76	79	1109	92	A	Penn	0215	234	A	Cornell	0309	286	A	Albany (NY)	61	52	1215						
-----					129	A	Brown	0223						290	A	Loyola Maryland	82	80	1111						
Upcoming Games															320	A	Bryant	67	68	1221					
74	A	Yale			0222											328	H	Maine	78	52	1208				
																				343	H	New Hampshire	76	68	1230

																				Upcoming Games					
																				167	H	Princeton	0301		
																				234	H	Cornell	0208		
																				243	H	Columbia	0209		
																				243	A	Columbia	0308		

Non-Div I Games: Films	100	54	Newbury	114	39
------------------------	-----	----	---------	-----	----

Average NET Win: 250 WON-LOST RECORD ROAD RECORD STRENGTH OF SCHEDULE
Average NET Loss: 141

DIV. I ONLY	7- 11	2- 7	211		
DIV. I NON-CONF.	5- 7	0- 5	270		
	Quadrant 1	Quadrant 2	Quadrant 3	Quadrant 4	TOTALS
OVERALL	0-3	0-2	3-2	4-4	7- 11
HOME	0-0	0-0	1-0	4-2	5- 2
AWAY	0-2	0-1	2-2	0-2	2- 7
NEUTRAL	0-1	0-1	0-0	0-0	0- 2
NON-CONFERENCE	0-3	0-1	1-1	4-2	5- 7
HOME	0-0	0-0	1-0	4-0	5- 0
AWAY	0-2	0-0	0-1	0-2	0- 5
NEUTRAL	0-1	0-1	0-0	0-0	0- 2

Q1: (H:1-30)(N:1-50)(A:1-75) 0-3 overall, 0-3 non_conference		Q2: (H:31-75)(N:51-100)(A:76-135) 0-2 overall, 0-1 non_conference		Q3: (H:76-160)(N:101-200)(A:136-240) 3-2 overall, 1-1 non_conference		Q4: (H:161+)(N:201+)(A:241+) 4-4 overall, 4-2 non_conference	
NET S Opponent Score (H 1-15)(N 1-25)(A 1-40)		NET S Opponent Score (H 31-55)(N 51-75)(A 76-100)		NET S Opponent Score (H 76-100)(N 101-135)(A 136-160)		NET S Opponent Score (H 161-200)(N 201-240)(A 241-280)	
21 N Nebraska 62 85 1119		----- (H 56-75)(N 76-100)(A 101-135)		117 H Western Ky. 84 78 1205		162 H Evansville 64 70 0116	
----- (H 16-30)(N 26-50)(A 41-75)		98 N Southern California 80 99 1120		156 A Southern Ill. 70 75 0102		172 H Valparaiso 66 82 0105	
45 A Murray St. 66 77 1124		133 A Drake 63 74 0120		180 A Indiana St. 72 57 0108		241 A Air Force 69 88 1128	
73 A Oregon St. 77 101 1201		----- Upcoming Games		211 A Arkansas St. 63 71 1218		244 A North Dakota St. 67 74 1215	
----- Upcoming Games		97 A Loyola Chicago 0217		229 A Bradley 69 64 0112		246 H Robert Morris 74 60 1109	
				----- Upcoming Games		298 H Oral Roberts 84 50 1106	
				97 H Loyola Chicago 0123		329 H Ark.-Pine Bluff 93 72 1222	
				133 H Drake 0302		348 H Stetson 83 70 1111	
				156 H Southern Ill. 0206		----- Upcoming Games	
				162 A Evansville 0213		180 H Indiana St. 0223	
				172 A Valparaiso 0129		187 H Illinois St. 0210	
				187 A Illinois St. 0227		198 H UNI 0220	
				198 A UNI 0202		229 H Bradley 0126	

Missouri St.

Missouri St.

Non-Div I Games: William Woods 110 56

Average NET Win: 273

WON-LOST RECORD

ROAD RECORD

STRENGTH OF SCHEDULE

Average NET Loss: 137

DIV. I ONLY	7- 8	2- 7	256
DIV. I NON-CONF.	2- 8	0- 7	207
Quadrant 1		Quadrant 2	Quadrant 3
OVERALL	0-1	0-4	0-3
HOME	0-0	0-0	0-1
AWAY	0-1	0-4	0-2
NEUTRAL	0-0	0-0	0-0
NON-CONFERENCE	0-1	0-4	0-3
HOME	0-0	0-0	0-1
AWAY	0-1	0-4	0-2
NEUTRAL	0-0	0-0	0-0
		Quadrant 4	TOTALS
		7-0	7- 8
		4-0	4- 1
		2-0	2- 7
		1-0	1- 0
		2-0	2- 8
		1-0	1- 1
		0-0	0- 7
		1-0	1- 0

Q1: (H:1-30)(N:1-50)(A:1-75) 0-1 overall, 0-1 non_conference		Q2: (H:31-75)(N:51-100)(A:76-135) 0-4 overall, 0-4 non_conference		Q3: (H:76-160)(N:101-200)(A:136-240) 0-3 overall, 0-3 non_conference		Q4: (H:161+)(N:201+)(A:241+) 7-0 overall, 2-0 non_conference	
NET S Opponent Score (H 1-15)(N 1-25)(A 1-40)		NET S Opponent Score (H 31-55)(N 51-75)(A 76-100)		NET S Opponent Score (H 76-100)(N 101-135)(A 136-160)		NET S Opponent Score (H 161-200)(N 201-240)(A 241-280)	
----- (H 16-30)(N 26-50)(A 41-75)		----- (H 56-75)(N 76-100)(A 101-135)		----- (H 101-135)(N 136-160)(A 161-190)		----- (H 201-240)(N 241-280)(A 281-320)	
59 A Clemson 59 74 1114		81 A ETSU 63 77 1120		141 H Central Mich. 65 81 1128		165 H Abilene Christian 71 68 0105	
----- Upcoming Games		----- Upcoming Games		----- Upcoming Games		----- Upcoming Games	
		102 A Georgia 64 75 1116		165 A Abilene Christian 0209		251 H Lamar University 0126	
		123 A Louisiana Tech 69 76 1111		239 A A&M-Corpus Christi 0213		251 A Lamar University 0216	
		127 A Utah Valley 79 85 1222				252 H Central Ark. 0306	
						266 H Houston Baptist 0223	
						275 A New Orleans 0227	
						280 H SFA 0202	
						280 A SFA 0309	
						307 H Nicholls St. 0220	
						312 H McNeese 0206	
						316 A Southeastern La. 0130	
						337 A Northwestern St. 0123	

Non-Div I Games: East Tex Baptist 85 64

Southwestern (TX) 94 56

Texas Lutheran 84 54

Average NET Win:	218	WON-LOST	ROAD	STRENGTH
Average NET Loss:	107	RECORD	RECORD	OF SCHEDULE

DIV. I ONLY	6- 11	1- 8	120
DIV. I NON-CONF.	4- 10	0- 8	79

Quadrant 1	Quadrant 2	Quadrant 3	Quadrant 4
OVERALL 0-3	1-5	0-2	5-1
HOME 0-0	0-1	0-0	4-1
AWAY 0-3	1-4	0-1	0-0
NEUTRAL 0-0	0-0	0-1	1-0
NON-CONFERENCE 0-3	0-5	0-2	4-0
HOME 0-0	0-1	0-0	3-0
AWAY 0-3	0-4	0-1	0-0
NEUTRAL 0-0	0-0	0-1	1-0
			TOTALS
			6- 11
			4- 2
			1- 8
			1- 1
			4- 10
			3- 1
			0- 8
			1- 1

Q1: (H:1-30)(N:1-50)(A:1-75) 0-3 overall, 0-3 non_conference	Q2: (H:31-75)(N:51-100)(A:76-135) 1-5 overall, 0-5 non_conference	Q3: (H:76-160)(N:101-200)(A:136-240) 0-2 overall, 0-2 non_conference	Q4: (H:161+)(N:201+)(A:241+) 5-1 overall, 4-0 non_conference
NET S Opponent Score (H 1-15)(N 1-25)(A 1-40)	NET S Opponent Score (H 31-55)(N 51-75)(A 76-100)	NET S Opponent Score (H 76-100)(N 101-135)(A 136-170)	NET S Opponent Score (H 161-200)(N 201-240)(A 241-280)
27 A Mississippi St. 51 79 1116	98 A Southern California 65 75 1128	127 N Utah Valley 72 87 1121	175 H Pepperdine 67 66 1220
(H 16-30)(N 26-50)(A 41-75)	(H 56-75)(N 76-100)(A 101-135)	177 A Pacific 68 74 1210	204 H Cal St. Fullerton 90 92 0119
64 A Fresno St. 71 92 1208	73 H Oregon St. 72 75 1125	Upcoming Games	221 N Iona 86 85 1119
70 A Arizona St. 58 90 1112	106 A UCLA 80 91 1109	131 H UC Irvine 0202	224 H Colorado St. 64 61 1222
Upcoming Games	113 A Stanford 86 93 1229	139 A UC Santa Barbara 0126	265 H Southern Utah 82 71 1205
	116 A San Diego 70 74 1201	166 A Hawaii 0131	289 H UC Davis 82 77 0112
	131 A UC Irvine 80 70 0116	204 A Cal St. Fullerton 0213	Upcoming Games
	Upcoming Games		166 H Hawaii 0207
			278 A CSUN 0123
			278 H CSUN 0220
			289 A UC Davis 0216
			300 A UC Riverside 0223
			300 H UC Riverside 0306
			332 A Cal Poly 0209
			332 H Cal Poly 0302

Non-Div I Games: MenIn	78 57	Bethesda (CA)	124 52
------------------------	-------	---------------	--------

STRENGTH

WON LOS RECORD

ROAD RECORD

STRENGTH OF SCHEDULE

DIV. I ONLY		8- 10	0- 5	272	
DIV. I NON-CONF.		7- 6	0- 2	311	
	Quadrant 1	Quadrant 2	Quadrant 3	Quadrant 4	TOTALS
OVERALL	0-2	0-3	1-3	7-2	8- 10
HOME	0-0	0-0	1-1	7-1	8- 2
AWAY	0-2	0-2	0-1	0-0	0- 5
NEUTRAL	0-0	0-1	0-1	0-1	0- 3
NON-CONFERENCE	0-1	0-1	1-2	6-2	7- 6
HOME	0-0	0-0	1-0	6-1	7- 1
AWAY	0-1	0-0	0-1	0-0	0- 2
NEUTRAL	0-0	0-1	0-1	0-1	0- 3

[illegible]

Washington State

Non-Div I Games:

Average NET Win: 222 WON-LOST ROAD STRENGTH
Average NET Loss: 125 RECORD RECORD OF SCHEDULE

DIV. I ONLY	8- 8	3- 4	178
DIV. I NON-CONF.	5- 5	2- 3	108
Quadrant 1		Quadrant 2	Quadrant 3
OVERALL	0-3	1-0	3-4
HOME	0-0	0-0	1-3
AWAY	0-3	1-0	2-1
NEUTRAL	0-0	0-0	0-0
NON-CONFERENCE	0-3	1-0	1-2
HOME	0-0	0-0	0-2
AWAY	0-3	1-0	1-0
NEUTRAL	0-0	0-0	0-0
		Quadrant 4	TOTALS
		4-1	8- 8
		4-1	5- 4
		0-0	3- 4
		0-0	0- 0
		3-0	5- 5
		3-0	3- 2
		0-0	2- 3
		0-0	0- 0

Q1: (H:1-30)(N:1-50)(A:1-75) 0-3 overall, 0-3 non_conference				Q2: (H:31-75)(N:51-100)(A:76-135) 1-0 overall, 1-0 non_conference				Q3: (H:76-160)(N:101-200)(A:136-240) 3-4 overall, 1-2 non_conference				Q4: (H:161+)(N:201+)(A:241+) 4-1 overall, 3-0 non_conference			
NET S Opponent Score				NET S Opponent Score				NET S Opponent Score				NET S Opponent Score			
(H 1-15)(N 1-25)(A 1-40)				(H 31-55)(N 51-75)(A 76-100)				(H 76-160)(N 101-200)(A 136-240)				(H:161+)(N:201+)(A:241+)			
-----				-----				-----				-----			
(H 16-30)(N 26-50)(A 41-75)				(H 56-75)(N 76-100)(A 101-135)				(H 76-160)(N 101-200)(A 136-240)				(H:161+)(N:201+)(A:241+)			
41 A Florida St. 67 83 1203				117 A Western Ky. 87 81 1216				120 H Georgia St. 77 75 0119				186 H Coastal Caro. 75 88 0103			
55 A Pittsburgh 75 84 1112				-----				134 H Ga. Southern 82 90 0117				252 H Central Ark. 82 77 1118			
67 A Saint Louis 58 62 1110				(H 56-75)(N 76-100)(A 101-135)				135 H Austin Peay 74 79 1129				292 H Appalachian St. 89 85 0105			
-----				-----				142 H Southern Miss. 66 81 1115				305 H North Ala. 77 58 1124			
Upcoming Games				Upcoming Games				146 A UAB 74 73 1221				329 H Ark.-Pine Bluff 71 63 1229			
				120 A Georgia St. 0214				211 A Arkansas St. 90 85 0112				-----			
				134 A Ga. Southern 0215				237 A Little Rock 59 73 0110				Upcoming Games			
								-----				211 H Arkansas St. 0209			
								Upcoming Games				215 H UT Arlington 0302			
								105 H Texas St. 0228				237 H Little Rock 0207			
								137 A La.-Monroe 0124				292 A Appalachian St. 0307			
								179 A Louisiana 0126				297 A South Alabama 0202			
								186 A Coastal Caro. 0309				297 H South Alabama 0223			

Non-Div I Games:	Fort Valley St	95	60	Carver	88	43
------------------	----------------	----	----	--------	----	----

Average NET Win: 239

WON-LOST
RECORD

ROAD
RECORD

STRENGTH
OF SCHEDULE

Average NET Loss: 110

DIV. I ONLY	9- 11	4- 6	131
DIV. I NON-CONF.	7- 8	2- 5	183
Quadrant 1		Quadrant 2	Quadrant 3
OVERALL	0-3	0-3	4-3
HOME	0-1	0-0	0-2
AWAY	0-2	0-3	4-1
NEUTRAL	0-0	0-0	0-0
NON-CONFERENCE	0-3	0-2	2-2
HOME	0-1	0-0	0-1
AWAY	0-2	0-2	2-1
NEUTRAL	0-0	0-0	0-0
		Quadrant 4	TOTALS
		5-2	9- 11
		5-2	5- 5
		0-0	4- 6
		0-0	0- 0
		5-1	7- 8
		5-1	5- 3
		0-0	2- 5
		0-0	0- 0

Q1: (H:1-30)(N:1-50)(A:1-75) 0-3 overall, 0-3 non_conference		Q2: (H:31-75)(N:51-100)(A:76-135) 0-3 overall, 0-2 non_conference		Q3: (H:76-160)(N:101-200)(A:136-240) 4-3 overall, 2-2 non_conference		Q4: (H:161+)(N:201+)(A:241+) 5-2 overall, 5-1 non_conference	
NET S Opponent Score (H 1-15)(N 1-25)(A 1-40)		NET S Opponent Score (H 31-55)(N 51-75)(A 76-100)		NET S Opponent Score (H 76-100)(N 101-135)(A 136-160)		NET S Opponent Score (H 161-200)(N 201-240)(A 241-280)	
7 A Houston 53 58 1128		90 A Georgia Tech 44 72 1121		95 H Grand Canyon 65 69 0112		170 H CSU Bakersfield 69 75 0110	
11 A Texas Tech 46 71 1228		----- (H 56-75)(N 76-100)(A 101-135)		105 H Texas St. 68 77 1215		219 H Rice 67 75 1218	
----- (H 16-30)(N 26-50)(A 41-75)		----- (H 56-75)(N 76-100)(A 101-135)		169 A Seattle U 67 62 0119		239 H A&M-Corpus Christi 68 59 1126	
30 H Oklahoma 76 91 1109		127 A Utah Valley 61 82 0117		214 A California Baptist 81 74 0105		242 H Prairie View 70 57 1114	
----- Upcoming Games		----- Upcoming Games		215 A UT Arlington 76 65 1201		251 H Lamar University 77 75 1123	
75 A New Mexico St. 0223		131 A UC Irvine 74 85 0103		226 A East Carolina 64 69 1119		269 H North Dakota 70 56 1205	
		----- Upcoming Games		239 A A&M-Corpus Christi 76 69 1112		312 H McNeese 68 64 1222	
		75 H New Mexico St. 0126		----- Upcoming Games		----- Upcoming Games	
		95 A Grand Canyon 0207		127 H Utah Valley 0216		169 H Seattle U 0214	
				170 A CSU Bakersfield 0209		214 H California Baptist 0307	
				231 A UMKC 0302		231 H UMKC 0202	
						347 H Chicago St. 0131	
						347 A Chicago St. 0228	

Non-Div I Games: Tex A&M-Comme 91 84

Average NET Win:	247	WON-LOST	ROAD	STRENGTH
Average NET Loss:	167	RECORD	RECORD	OF SCHEDULE

DIV. I ONLY	7- 11	2- 3	181
DIV. I NON-CONF.	6- 7	1- 1	286

	Quadrant 1	Quadrant 2	Quadrant 3
OVERALL	0-1	0-3	0-3
HOME	0-0	0-0	0-3
AWAY	0-1	0-2	0-0
NEUTRAL	0-0	0-1	0-0
NON-CONFERENCE	0-0	0-2	0-1
HOME	0-0	0-0	0-1
AWAY	0-0	0-1	0-0
NEUTRAL	0-0	0-1	0-0
			Quadrant 4
			7-4
			4-3
			2-0
			1-1
			6-4
			4-3
			1-0
			1-1
			TOTALS
			7- 11
			4- 6
			2- 3
			1- 2
			6- 7
			4- 4
			1- 1
			1- 2

Q1: (H:1-30)(N:1-50)(A:1-75) 0-1 overall, 0-0 non_conference				Q2: (H:31-75)(N:51-100)(A:76-135) 0-3 overall, 0-2 non_conference				Q3: (H:76-160)(N:101-200)(A:136-240) 0-3 overall, 0-1 non_conference				Q4: (H:161+)(N:201+)(A:241+) 7-4 overall, 6-4 non_conference			
NET	S	Opponent	Score	NET	S	Opponent	Score	NET	S	Opponent	Score	NET	S	Opponent	Score
(H 1-15)(N 1-25)(A 1-40)				(H 31-55)(N 51-75)(A 76-100)				(H 76-160)(N 101-200)(A 136-240)				(H:161+)(N:201+)(A:241+)			
-----				-----				-----				-----			
(H 16-30)(N 26-50)(A 41-75)				(H 56-75)(N 76-100)(A 101-135)				Upcoming Games				Upcoming Games			
71	A	Davidson	62 75 0119	82	A	Dayton	48 72 0106	138	H	Old Dominion	54 63 1219	174	H	Wake Forest	84 74 1201
-----				-----				-----				-----			
Upcoming Games				97	N	Loyola Chicago	66 82 1119	138	A	George Mason	0227	192	H	IUPUI	78 70 1116
52	A	VCU	0213	103	A	Georgetown	82 90 1128	150	H	Duquesne	68 74 0116	227	H	St. Francis Brooklyn	88 66 1114
67	A	Saint Louis	0130	Upcoming Games				158	A	Saint Joseph's	0123	230	N	High Point	74 59 1222
				52	H	VCU	0302	203	A	Massachusetts	0306	235	H	Longwood	58 63 1109
				71	H	Davidson	0309					262	A	George Washington	76 56 0112
												271	H	Hampton	66 86 1125
												297	A	South Alabama	91 82 1229
												298	H	Oral Roberts	52 59 1215
												311	N	Wyoming	66 68 1121
												346	H	Coppin St.	82 47 1205
												Upcoming Games			
												181	H	St. Bonaventure	0126
												218	H	Fordham	0220
												262	H	George Washington	0209
												274	H	La Salle	0202
												274	A	La Salle	0223

Non-Div I Games:

Average NET Win:	301	WON-LOST RECORD	ROAD RECORD	STRENGTH OF SCHEDULE
Average NET Loss:	134			

DIV. I ONLY	9- 9	5- 7	299	
DIV. I NON-CONF.	5- 7	4- 5	246	
<hr/>				
	Quadrant 1	Quadrant 2	Quadrant 3	Quadrant 4
OVERALL	0-2	0-4	0-1	9-2
HOME	0-0	0-0	0-0	4-2
AWAY	0-2	0-4	0-1	5-0
NEUTRAL	0-0	0-0	0-0	0-0
NON-CONFERENCE	0-2	0-3	0-0	5-2
HOME	0-0	0-0	0-0	1-2
AWAY	0-2	0-3	0-0	4-0
NEUTRAL	0-0	0-0	0-0	0-0

Q1: (H:1-30)(N:1-50)(A:1-75) 0-2 overall, 0-2 non_conference				Q2: (H:31-75)(N:51-100)(A:76-135) 0-4 overall, 0-3 non_conference				Q3: (H:76-160)(N:101-200)(A:136-240) 0-1 overall, 0-0 non_conference				Q4: (H:161+)(N:201+)(A:241+) 9-2 overall, 5-2 non_conference			
NET S Opponent Score (H 1-15)(N 1-25)(A 1-40)				NET S Opponent Score (H 31-55)(N 51-75)(A 76-100)				NET S Opponent Score (H:76-160)(N:101-200)(A:136-240)				NET S Opponent Score (H:161+)(N:201+)(A:241+)			
19 A Marquette 55 74 1117				82 A Dayton 69 81 1222				230 A High Point 58 74 0110				227 H St. Francis Brooklyn 86 90 1128			
(H 16-30)(N 26-50)(A 41-75)				91 A Radford 77 79 0112				Upcoming Games				235 H Longwood 71 64 0119			
44 A Butler 67 76 1218				(H 56-75)(N 76-100)(A 101-135)				149 H Winthrop 0126				253 A N.C. A&T 75 70 1201			
Upcoming Games				106 A UCLA 65 80 1119				149 A Winthrop 0213				271 H Hampton 85 70 0116			
				115 A Col. of Charleston 73 85 1106				157 H Gardner-Webb 0209				294 H Jacksonville 88 94 1204			
				Upcoming Games				157 A Gardner-Webb 0227				294 A Jacksonville 72 67 1230			
												321 H VMI 103 70 1212			
												331 H USC Upstate 64 61 0105			
												331 A USC Upstate 68 59 0121			
												338 A South Carolina St. 72 70 0102			
												339 A Tennessee Tech 80 65 1110			
												Upcoming Games			
												248 A Campbell 0124			
												248 H Campbell 0216			
												293 A Charleston So. 0130			
												293 H Charleston So. 0302			
												353 H UNC Asheville 0207			
												353 A UNC Asheville 0223			

Non-Div I Games: Rouse	102 49	Welch	109 57	Trinity Baptist	87 44
------------------------	--------	-------	--------	-----------------	-------

Average NET Win: 231 WON-LOST ROAD STRENGTH
Average NET Loss: 133 RECORD RECORD OF SCHEDULE

DIV. I ONLY	7- 11	1- 5	155		
DIV. I NON-CONF.	7- 6	1- 2	204		
	Quadrant 1	Quadrant 2	Quadrant 3	Quadrant 4	TOTALS
OVERALL	0-4	1-2	1-2	5-3	7- 11
HOME	0-0	0-0	0-2	5-3	5- 5
AWAY	0-3	1-2	0-0	0-0	1- 5
NEUTRAL	0-1	0-0	1-0	0-0	1- 1
NON-CONFERENCE	0-2	1-1	1-1	5-2	7- 6
HOME	0-0	0-0	0-1	5-2	5- 3
AWAY	0-1	1-1	0-0	0-0	1- 2
NEUTRAL	0-1	0-0	1-0	0-0	1- 1

Q1: (H:1-30)(N:1-50)(A:1-75) 0-4 overall, 0-2 non_conference				Q2: (H:31-75)(N:51-100)(A:76-135) 1-2 overall, 1-1 non_conference				Q3: (H:76-160)(N:101-200)(A:136-240) 1-2 overall, 1-1 non_conference				Q4: (H:161+)(N:201+)(A:241+) 5-3 overall, 5-2 non_conference			
NET S Opponent Score				NET S Opponent Score				NET S Opponent Score				NET S Opponent Score			
(H 1-15)(N 1-25)(A 1-40)				(H 31-55)(N 51-75)(A 76-100)				(H 76-160)(N 101-200)(A 136-240)				(H 161+)(N 201+)(A 241+)			
22 N Nevada 87 110 1123				82 A Dayton 67 72 0113				138 H George Mason 63 68 0116				191 H Holy Cross 78 82 1204			
(H 16-30)(N 26-50)(A 41-75)				84 A Providence 79 78 1207				148 H Harvard 71 74 1113				217 H UMass Lowell 83 75 1106			
52 A VCU 50 68 0119				(H 56-75)(N 76-100)(A 101-135)				156 N Southern Ill. 84 62 1122				232 H Fairleigh Dickinson 85 84 1221			
61 A Temple 63 65 1212				102 A Georgia 72 91 1230				Upcoming Games				259 H Quinnipiac 69 62 1128			
67 A Saint Louis 62 65 0109				Upcoming Games				82 H Dayton 0226				274 H La Salle 60 69 0105			
Upcoming Games				71 H Davidson 0209				128 H Rhode Island 0127				326 H Howard 63 68 1116			
				128 A Rhode Island 0309				138 A George Mason 0213				329 H Ark.-Pine Bluff 92 60 1119			
								150 A Duquesne 0302				343 H New Hampshire 104 75 1109			
								158 A Saint Joseph's 0202				Upcoming Games			
								158 H Saint Joseph's 0223				181 H St. Bonaventure 0123			
												201 H Richmond 0306			
												218 H Fordham 0206			
												262 A George Washington 0220			
												274 A La Salle 0130			

Massachusetts

Massachusetts

Non-Div I Games:

Average NET Win: 273

WON-LOST RECORD

ROAD RECORD

STRENGTH OF SCHEDULE

Average NET Loss: 101

DIV. I ONLY	4- 12	1- 8	46
DIV. I NON-CONF.	2- 10	0- 7	20

	Quadrant 1	Quadrant 2	Quadrant 3	Quadrant 4	TOTALS
OVERALL	0-7	0-0	1-4	3-1	4- 12
HOME	0-0	0-0	0-2	2-0	2- 2
AWAY	0-6	0-0	1-1	0-1	1- 8
NEUTRAL	0-1	0-0	0-1	1-0	1- 2
NON-CONFERENCE	0-7	0-0	0-2	2-1	2- 10
HOME	0-0	0-0	0-1	1-0	1- 1
AWAY	0-6	0-0	0-0	0-1	0- 7
NEUTRAL	0-1	0-0	0-1	1-0	1- 2

Q1: (H:1-30)(N:1-50)(A:1-75) 0-7 overall, 0-7 non_conference				Q2: (H:31-75)(N:51-100)(A:76-135) 0-0 overall, 0-0 non_conference				Q3: (H:76-160)(N:101-200)(A:136-240) 1-4 overall, 0-2 non_conference				Q4: (H:161+)(N:201+)(A:241+) 3-1 overall, 2-1 non_conference			
NET	S	Opponent	Score	NET	S	Opponent	Score	NET	S	Opponent	Score	NET	S	Opponent	Score
		(H 1-15)(N 1-25)(A 1-40)				(H 31-55)(N 51-75)(A 76-100)				(H 76-160)(N 101-200)(A 136-240)				(H:161+)(N:201+)(A:241+)	
21	A	Nebraska	62 86 1222			-----		131	H	UC Irvine	46 63 0112	277	N	Monmouth	87 63 1118
37	A	Washington	76 84 0101			(H 56-75)(N 76-100)(A 101-135)		154	H	Loyola Marymount	49 59 1205	282	A	Sacramento St.	82 87 1124
39	A	San Francisco	54 68 1216			-----		166	A	Hawaii	68 79 0109	300	H	UC Riverside	69 61 0117
		(H 16-30)(N 26-50)(A 41-75)				Upcoming Games		174	N	Wake Forest	59 66 1116	318	H	Portland	79 64 1229
36	N	UCF	52 68 1115	131	A	UC Irvine	0206			Upcoming Games				Upcoming Games	
48	A	Saint Mary's (CA)	66 81 1210					139	H	UC Santa Barbara	0124	166	H	Hawaii	0309
50	A	Hofstra	71 80 1121					139	A	UC Santa Barbara	0223	196	H	Long Beach St.	0213
70	A	Arizona St.	94 102 1106									278	H	CSUN	0130
		Upcoming Games										278	A	CSUN	0216
												289	H	UC Davis	0221
												289	A	UC Davis	0302
												300	A	UC Riverside	0209
												332	A	Cal Poly	0126
												332	H	Cal Poly	0228

Non-Div I Games: West Coast Rantis 106 53

Cal Lutheran 99 60

Average NET Win:	280	WON-LOST RECORD	ROAD RECORD	STRENGTH OF SCHEDULE
Average NET Loss:	221			

DIV. I ONLY	8- 9	3- 6	350
DIV. I NON-CONF.	6- 5	3- 3	352
Quadrant 1		Quadrant 2	Quadrant 3
OVERALL	0-1	0-0	1-3
HOME	0-0	0-0	0-0
AWAY	0-1	0-0	1-3
NEUTRAL	0-0	0-0	0-0
NON-CONFERENCE	0-1	0-0	1-0
HOME	0-0	0-0	0-0
AWAY	0-1	0-0	1-0
NEUTRAL	0-0	0-0	0-0
		Quadrant 4	TOTALS
		7-5	8- 9
		5-3	5- 3
		2-2	3- 6
		0-0	0- 0
		5-4	6- 5
		3-2	3- 2
		2-2	3- 3
		0-0	0- 0

Q1: (H:1-30)(N:1-50)(A:1-75) 0-1 overall, 0-1 non_conference					Q2: (H:31-75)(N:51-100)(A:76-135) 0-0 overall, 0-0 non_conference					Q3: (H:76-160)(N:101-200)(A:136-240) 1-3 overall, 1-0 non_conference					Q4: (H:161+)(N:201+)(A:241+) 7-5 overall, 5-4 non_conference				
NET	S	Opponent	Score		NET	S	Opponent	Score		NET	S	Opponent	Score		NET	S	Opponent	Score	
		(H 1-15)(N 1-25)(A 1-40)					(H 31-55)(N 51-75)(A 76-100)					(H 76-160)(N 101-200)(A 136-240)					(H:161+)(N:201+)(A:241+)		
		-----					-----					-----					-----		
		(H 16-30)(N 26-50)(A 41-75)					(H 56-75)(N 76-100)(A 101-135)												
57	A	Northwestern	51	63	1112														
		-----					-----					-----					-----		
		Upcoming Games					Upcoming Games					Upcoming Games					Upcoming Games		

Non-Div I Games:

STRENGTH

RECORD

RECORD

OF SCHEDULE

Q1: (H:1-30)(N:1-50)(A:1-75) 0-4 overall, 0-4 non_conference						Q2: (H:31-75)(N:51-100)(A:76-135) 0-1 overall, 0-1 non_conference						Q3: (H:76-160)(N:101-200)(A:136-240) 2-3 overall, 2-1 non_conference						Q4: (H:161+)(N:201+)(A:241+) 6-2 overall, 2-1 non_conference											
NET S Opponent Score (H 1-15)(N 1-25)(A 1-40)						NET S Opponent Score (H 31-55)(N 51-75)(A 76-100)						NET S Opponent Score (H 76-160)(N 101-200)(A 136-240)						NET S Opponent Score (H 161+)(N 201+)(A 241+)											
3	A	Michigan St.	83	104	1216	----- (H 56-75)(N 76-100)(A 101-135)						87	H	Belmont	100	92	1201	180	H	Indiana St.	74	78	1109						
25	A	Iowa	82	93	1111							136	H	Northern Ill.	85	83	1128	192	H	IUPUI	70	76	0117						
(H 16-30)(N 26-50)(A 41-75)												162	A	Evansville	75	80	1222	210	H	UIC	90	85	0119						
62	A	Creighton	65	86	1214	121	A	Bowling Green	68	97	1208	----- Upcoming Games						254	N	Morehead St.	87	70	1117						
68	A	Oregon	72	83	1120	Upcoming Games						228	A	Oakland	78	90	0112	260	H	Youngstown St.	99	93	0103						
						109	A	Northern Ky.	0124						Upcoming Games						287	A	Milwaukee	92	82	1229			
												Upcoming Games						296	H	Cleveland St.	90	89	0105						
												Upcoming Games						303	A	Eastern Wash.	82	78	1116						
												Upcoming Games						Upcoming Games											
												109	H	Northern Ky.	0302						173	H	Detroit Mercy	0216					
												145	A	Wright St.	0126						228	H	Oakland	0214					
												145	H	Wright St.	0228						260	A	Youngstown St.	0209					
												192	A	IUPUI	0224						287	H	Milwaukee	0201					
												210	A	UIC	0222						296	A	Cleveland St.	0207					

Loss Non-Conf H - HOME A-AWAY N-NEUTRAL

Average NET Win: 241 WON-LOST ROAD STRENGTH
Average NET Loss: 147 RECORD RECORD OF SCHEDULE

DIV. I ONLY	8- 10	4- 6	143
DIV. I NON-CONF.	6- 8	3- 5	125
Quadrant 1		Quadrant 2	Quadrant 3
OVERALL	0-4	1-0	1-2
HOME	0-0	0-0	1-0
AWAY	0-4	1-0	0-1
NEUTRAL	0-0	0-0	0-1
NON-CONFERENCE	0-3	1-0	1-2
HOME	0-0	0-0	1-0
AWAY	0-3	1-0	0-1
NEUTRAL	0-0	0-0	0-1
		Quadrant 4	TOTALS
		6-4	8- 10
		3-2	4- 2
		3-1	4- 6
		0-1	0- 2
		4-3	6- 8
		2-1	3- 1
		2-1	3- 5
		0-1	0- 2

Q1: (H:1-30)(N:1-50)(A:1-75) 0-4 overall, 0-3 non_conference				Q2: (H:31-75)(N:51-100)(A:76-135) 1-0 overall, 1-0 non_conference				Q3: (H:76-160)(N:101-200)(A:136-240) 1-2 overall, 1-2 non_conference				Q4: (H:161+)(N:201+)(A:241+) 6-4 overall, 4-3 non_conference			
NET S Opponent Score				NET S Opponent Score				NET S Opponent Score				NET S Opponent Score			
(H 1-15)(N 1-25)(A 1-40)				(H 31-55)(N 51-75)(A 76-100)				(H 76-160)(N 101-200)(A 136-240)				(H:161+)(N:201+)(A:241+)			
2 A Duke 54 84 1205				-----				121 H Bowling Green 76 63 1201				217 H UMass Lowell 73 76 0119			
27 A Mississippi St. 59 77 1111				(H 56-75)(N 76-100)(A 101-135)				127 N Utah Valley 65 72 1119				221 N Iona 75 80 1121			
(H 16-30)(N 26-50)(A 41-75)				-----				216 A Sacred Heart 89 98 1127				228 H Oakland 87 82 1216			
42 A Utah St. 73 100 1109				124 A Boston College 79 78 1231				-----				259 A Quinnipiac 68 54 1115			
69 A Vermont 62 81 0112				-----				Upcoming Games				268 A Wagner 68 77 1222			
Upcoming Games				Upcoming Games				132 H Stony Brook 0305				273 H UMBC 66 64 0109			
				69 H Vermont 0216				217 A UMass Lowell 0223				276 H Marist 65 56 1229			
				132 A Stony Brook 0202								281 H Central Conn. St. 68 75 1106			
												320 A Bryant 91 74 1212			
												328 A Maine 77 76 0116			

												Upcoming Games			
												273 A UMBC 0206			
												286 A Albany (NY) 0126			
												286 H Albany (NY) 0302			
												328 H Maine 0213			
												336 H Binghamton 0130			
												336 A Binghamton 0227			
												343 H New Hampshire 0123			
												343 A New Hampshire 0221			

H
a
r
t
f
o
r
d

H
a
r
t
f
o
r
d

Non-Div I Games: Western New Eng 93 53

Average NET Win: 239 WON-LOST ROAD STRENGTH
Average NET Loss: 163 RECORD RECORD OF SCHEDULE

DIV. I ONLY	11- 8	6- 4	269		
DIV. I NON-CONF.	6- 5	4- 2	293		
	Quadrant 1	Quadrant 2	Quadrant 3	Quadrant 4	TOTALS
OVERALL	0-2	1-3	3-0	7-3	11- 8
HOME	0-0	0-1	1-0	4-3	5- 4
AWAY	0-2	1-2	2-0	3-0	6- 4
NEUTRAL	0-0	0-0	0-0	0-0	0- 0
NON-CONFERENCE	0-1	0-2	2-0	4-2	6- 5
HOME	0-0	0-1	1-0	1-2	2- 3
AWAY	0-1	0-1	1-0	3-0	4- 2
NEUTRAL	0-0	0-0	0-0	0-0	0- 0

Q1: (H:1-30)(N:1-50)(A:1-75) 0-2 overall, 0-1 non_conference			Q2: (H:31-75)(N:51-100)(A:76-135) 1-3 overall, 0-2 non_conference			Q3: (H:76-160)(N:101-200)(A:136-240) 3-0 overall, 2-0 non_conference			Q4: (H:161+)(N:201+)(A:241+) 7-3 overall, 4-2 non_conference		
NET S Opponent Score			NET S Opponent Score			NET S Opponent Score			NET S Opponent Score		
(H 1-15)(N 1-25)(A 1-40)			(H 31-55)(N 51-75)(A 76-100)			(H 76-160)(N 101-200)(A 136-240)			(H:161+)(N:201+)(A:241+)		
20 A Maryland 67 73 1106			(H 56-75)(N 76-100)(A 101-135)			123 H Louisiana Tech 75 71 1126			209 H William & Mary 58 56 0103		
(H 16-30)(N 26-50)(A 41-75)			58 H UNC Greensboro 65 84 1123			222 A UNCW 82 69 0110			233 H James Madison 76 69 0117		
50 A Hofstra 46 91 1228			101 A Northeastern 82 80 1230			234 A Cornell 73 56 1115			243 A Columbia 87 86 1202		
Upcoming Games			115 A Col. of Charleston 58 71 0112			Upcoming Games			279 H Saint Francis (PA) 88 83 1209		
			132 A Stony Brook 68 74 1216			101 H Northeastern 0228			283 H Towson 63 64 0119		
			Upcoming Games			115 H Col. of Charleston 0207			295 H Navy 65 80 1205		
			50 H Hofstra 0302			209 A William & Mary 0202			309 H Elon 77 65 0105		
						233 A James Madison 0216			323 A Saint Peter's 78 75 1110		
						240 A Drexel 0223			350 H Delaware St. 71 73 1219		
									352 A UMES 71 62 1130		
									Upcoming Games		
									222 H UNCW 0209		
									240 H Drexel 0126		
									283 A Towson 0214		
									309 A Elon 0131		

Non-Div I Games: Wilmington (DE) 70 40 Chestnut Hill 100 62

Average NET Win: 236 WON-LOST ROAD STRENGTH
Average NET Loss: 129 RECORD RECORD OF SCHEDULE

DIV. I ONLY	6- 12	2- 7	100
DIV. I NON-CONF.	3- 8	1- 6	36
Quadrant 1		Quadrant 2	Quadrant 3
OVERALL	0-1	0-4	2-6
HOME	0-0	0-1	1-3
AWAY	0-1	0-3	1-3
NEUTRAL	0-0	0-0	0-0
NON-CONFERENCE	0-1	0-3	1-4
HOME	0-0	0-0	1-2
AWAY	0-1	0-3	0-2
NEUTRAL	0-0	0-0	0-0
		Quadrant 4	TOTALS
		4-1	6- 12
		3-1	4- 5
		1-0	2- 7
		0-0	0- 0
		2-0	3- 8
		1-0	2- 2
		1-0	1- 6
		0-0	0- 0

Q1: (H:1-30)(N:1-50)(A:1-75) 0-1 overall, 0-1 non_conference					Q2: (H:31-75)(N:51-100)(A:76-135) 0-4 overall, 0-3 non_conference					Q3: (H:76-160)(N:101-200)(A:136-240) 2-6 overall, 1-4 non_conference					Q4: (H:161+)(N:201+)(A:241+) 4-1 overall, 2-0 non_conference											
NET	S	Opponent	Score		NET	S	Opponent	Score		NET	S	Opponent	Score		NET	S	Opponent	Score								
(H 1-15)(N 1-25)(A 1-40)					(H 31-55)(N 51-75)(A 76-100)					(H 76-160)(N 101-200)(A 136-240)					(H:161+)(N:201+)(A:241+)											
1	A	Virginia	40	72	1222	50	H	Hofstra	90	93	0110	91	H	Radford	72	81	1120	230	H	High Point	79	69	1107			
-----					78	A	Notre Dame	64	73	1117	101	H	Northeastern	70	90	0112	233	H	James Madison	79	74	1228				
(H 16-30)(N 26-50)(A 41-75)					86	A	Old Dominion	53	71	1205	138	H	George Mason	84	87	1201	271	A	Hampton	76	71	1208				
-----					(H 56-75)(N 76-100)(A 101-135)					150	A	Duquesne	70	84	1110	283	H	Towson	71	61	1230					
Upcoming Games					-----					158	H	Saint Joseph's	87	85	1124	309	H	Elon	71	76	0119					
50	A	Hofstra			0209	125	A	Marshall	64	84	1128	208	A	Delaware	56	58	0103	-----								
					(H 56-75)(N 76-100)(A 101-135)					210	A	UIC	95	***	1115	Upcoming Games										
					Upcoming Games										240	A	Drexel	84	66	0105	208	H	Delaware			0202
					101 A Northeastern					0207	115 H Col. of Charleston					0221	222	H	UNCW			0223				
					115 A Col. of Charleston					0126	222 A UNCW					0124	240	H	Drexel			0131				
											233 A James Madison					0302	283	A	Towson			0228				
																	309	A	Elon			0216				

Non-Div I Games: William Peace 106 89

Average NET Win: 238

WON-LOST
RECORD

ROAD
RECORD

STRENGTH
OF SCHEDULE

Average NET Loss: 142

DIV. I ONLY		7- 11	1- 9	201
DIV. I NON-CONF.		4- 7	0- 6	145
Quadrant 1		Quadrant 2	Quadrant 3	Quadrant 4
OVERALL	0-0	0-5	1-4	6-2
HOME	0-0	0-0	0-1	6-1
AWAY	0-0	0-5	1-3	0-1
NEUTRAL	0-0	0-0	0-0	0-0
NON-CONFERENCE	0-0	0-4	0-3	4-0
HOME	0-0	0-0	0-1	4-0
AWAY	0-0	0-4	0-2	0-0
NEUTRAL	0-0	0-0	0-0	0-0
				TOTALS
				7- 11
				6- 2
				1- 9
				0- 0
				4- 7
				4- 1
				0- 6
				0- 0

Q1: (H:1-30)(N:1-50)(A:1-75) 0-0 overall, 0-0 non_conference			Q2: (H:31-75)(N:51-100)(A:76-135) 0-5 overall, 0-4 non_conference			Q3: (H:76-160)(N:101-200)(A:136-240) 1-4 overall, 0-3 non_conference			Q4: (H:161+)(N:201+)(A:241+) 6-2 overall, 4-0 non_conference		
NET S Opponent Score			NET S Opponent Score			NET S Opponent Score			NET S Opponent Score		
(H 1-15)(N 1-25)(A 1-40)			(H 31-55)(N 51-75)(A 76-100)			(H 76-100)(N 101-125)(A 126-150)			(H 161-200)(N 201-240)(A 241-280)		
-----			78 A Notre Dame 67 84 1106			97 H Loyola Chicago 64 73 1201			187 H Illinois St. 94 75 1205		
(H 16-30)(N 26-50)(A 41-75)			91 A Radford 78 88 1109			145 A Wright St. 75 72 1228			192 H IUPUI 64 66 0104		
-----			96 A DePaul 70 90 1214			150 A Duquesne 88 89 1112			209 H William & Mary 100 95 1115		
Upcoming Games			100 A Colorado 72 84 1208			158 A Saint Joseph's 75 89 1128			229 H Bradley 71 70 1117		
			-----			206 A Green Bay 85 90 0119			260 H Youngstown St. 78 63 0110		
			(H 56-75)(N 76-100)(A 101-135)			Upcoming Games			287 A Milwaukee 69 81 0117		
			109 A Northern Ky. 58 73 1230			109 H Northern Ky. 0203			296 H Cleveland St. 73 56 0112		
			Upcoming Games			145 H Wright St. 0201			340 H Incarnate Word 63 57 1217		
						173 A Detroit Mercy 0302			-----		
						192 A IUPUI 0209			Upcoming Games		
						228 A Oakland 0228			173 H Detroit Mercy 0124		
									206 H Green Bay 0222		
									228 H Oakland 0126		
									260 A Youngstown St. 0216		
									287 H Milwaukee 0224		
									296 A Cleveland St. 0214		

Non-Div I Games: Wis -Parkside 94 74

St Francis (IL) 76 55

Average NET Win: 195 WON-LOST ROAD STRENGTH
Average NET Loss: 154 RECORD RECORD OF SCHEDULE

DIV. I ONLY	6- 11	1- 8	67
DIV. I NON-CONF.	4- 7	0- 5	55
Quadrant 1		Quadrant 2	Quadrant 3
OVERALL	0-2	0-2	2-4
HOME	0-0	0-0	0-0
AWAY	0-2	0-2	1-4
NEUTRAL	0-0	0-0	1-0
NON-CONFERENCE	0-2	0-1	1-2
HOME	0-0	0-0	0-0
AWAY	0-2	0-1	0-2
NEUTRAL	0-0	0-0	1-0
		Quadrant 4	TOTALS
		4-3	6- 11
		4-1	4- 1
		0-0	1- 8
		0-2	1- 2
		3-2	4- 7
		3-0	3- 0
		0-0	0- 5
		0-2	1- 2

Q1: (H:1-30)(N:1-50)(A:1-75) 0-2 overall, 0-2 non_conference		Q2: (H:31-75)(N:51-100)(A:76-135) 0-2 overall, 0-1 non_conference		Q3: (H:76-160)(N:101-200)(A:136-240) 2-4 overall, 1-2 non_conference		Q4: (H:161+)(N:201+)(A:241+) 4-3 overall, 3-2 non_conference	
NET S Opponent Score		NET S Opponent Score		NET S Opponent Score		NET S Opponent Score	
(H 1-15)(N 1-25)(A 1-40)		(H 31-55)(N 51-75)(A 76-100)		(H 76-160)(N 101-200)(A 136-240)		(H 161-300)(N 201-300)(A 241-300)	
-----		-----		-----		-----	
(H 16-30)(N 26-50)(A 41-75)		(H 56-75)(N 76-100)(A 101-135)		(H 161-240)(N 201-240)(A 241-240)		(H 301-300)(N 301-300)(A 301-300)	
47 A Syracuse 52 82 1222		95 A Grand Canyon 72 96 1116		137 A La.-Monroe 75 85 0105		162 H Evansville 87 77 1204	
66 A Minnesota 56 72 1208		-----		151 A Lehigh 70 82 1201		178 H Fla. Atlantic 75 71 1214	
-----		(H 56-75)(N 76-100)(A 101-135)		157 N Gardner-Webb 77 69 1125		194 H Missouri St. 71 63 1218	
Upcoming Games		-----		165 A Abilene Christian 73 94 1109		199 H Troy 85 90 0112	
		105 A Texas St. 64 77 0119		179 A Louisiana 94 83 0103		222 N UNCW 64 78 1123	
		-----		215 A UT Arlington 59 68 0117		288 N Eastern Ill. 86 90 1124	
		Upcoming Games		-----		297 H South Alabama 66 65 0110	
		120 A Georgia St. 0228		Upcoming Games		-----	
		134 A Ga. Southern 0302		105 H Texas St. 0214		Upcoming Games	
				137 H La.-Monroe 0307		179 H Louisiana 0309	
				199 A Troy 0209		186 H Coastal Caro. 0126	
				237 A Little Rock 0202		215 H UT Arlington 0216	
						237 H Little Rock 0223	
						292 H Appalachian St. 0124	
						297 A South Alabama 0207	

Non-Div I Games: Mn Rantist	89	54	Hardinn	87	62
-----------------------------	----	----	---------	----	----

Average NET Win: 247

WON-LOST RECORD

ROAD RECORD

STRENGTH OF SCHEDULE

Average NET Loss: 169

DIV. I ONLY	6- 11	2- 6	196		
DIV. I NON-CONF.	4- 7	1- 3	177		
	Quadrant 1	Quadrant 2	Quadrant 3	Quadrant 4	TOTALS
OVERALL	0-2	0-1	1-3	5-5	6- 11
HOME	0-0	0-0	0-2	3-1	3- 3
AWAY	0-2	0-1	1-1	1-2	2- 6
NEUTRAL	0-0	0-0	0-0	1-2	1- 2
NON-CONFERENCE	0-2	0-1	1-1	3-3	4- 7
HOME	0-0	0-0	0-1	2-1	2- 2
AWAY	0-2	0-1	1-0	0-0	1- 3
NEUTRAL	0-0	0-0	0-0	1-2	1- 2

Q1: (H:1-30)(N:1-50)(A:1-75) 0-2 overall, 0-2 non_conference			Q2: (H:31-75)(N:51-100)(A:76-135) 0-1 overall, 0-1 non_conference			Q3: (H:76-160)(N:101-200)(A:136-240) 1-3 overall, 1-1 non_conference			Q4: (H:161+)(N:201+)(A:241+) 5-5 overall, 3-3 non_conference		
NET S Opponent Score			NET S Opponent Score			NET S Opponent Score			NET S Opponent Score		
(H 1-15)(N 1-25)(A 1-40)			(H 31-55)(N 51-75)(A 76-100)			(H 76-160)(N 101-200)(A 136-240)			(H:161+)(N:201+)(A:241+)		
16 A Kansas 53 89 1218			100 A Colorado 58 82 1204			122 H South Dakota St. 61 79 0106			170 H CSU Bakersfield 68 56 1201		
(H 16-30)(N 26-50)(A 41-75)			(H 56-75)(N 76-100)(A 101-135)			142 H Southern Miss. 60 66 1221			230 N High Point 56 60 1116		
49 A Baylor 57 63 1127						183 A Omaha 68 75 0120			231 H UMKC 63 65 1208		
Upcoming Games			Upcoming Games			224 A Colorado St. 68 63 1216			238 H Purdue Fort Wayne 87 73 0113		
			122 A South Dakota St. 0223			Upcoming Games			241 N Air Force 62 65 1118		
						183 N Omaha 0207			244 A North Dakota St. 65 71 1229		
						238 A Purdue Fort Wayne 0130			270 H Northern Ariz. 90 74 1112		
									273 N UMBC 58 52 1119		
									298 A Oral Roberts 74 77 0117		
									306 A Denver 71 70 0102		
									Upcoming Games		
									244 H North Dakota St. 0228		
									269 A North Dakota 0123		
									269 H North Dakota 0302		
									298 H Oral Roberts 0210		
									304 H Western Ill. 0126		
									304 A Western Ill. 0216		
									306 H Denver 0220		

Non-Div I Games: Bellevue	78 52	York (NF)	83 58
---------------------------	-------	-----------	-------

Average NET Win: 208 WON-LOST ROAD STRENGTH
Average NET Loss: 163 RECORD RECORD OF SCHEDULE

DIV. I ONLY	6- 10	5- 9	276
DIV. I NON-CONF.	3- 8	3- 8	103
Quadrant 1		Quadrant 2	Quadrant 3
OVERALL	2-3	1-1	0-2
HOME	0-0	0-0	0-0
AWAY	2-3	1-1	0-2
NEUTRAL	0-0	0-0	0-0
NON-CONFERENCE	2-3	1-1	0-2
HOME	0-0	0-0	0-0
AWAY	2-3	1-1	0-2
NEUTRAL	0-0	0-0	0-0
		Quadrant 4	TOTALS
		3-4	6- 10
		1-1	1- 1
		2-3	5- 9
		0-0	0- 0
		0-2	3- 8
		0-0	0- 0
		0-2	3- 8
		0-0	0- 0

Q1: (H:1-30)(N:1-50)(A:1-75) 2-3 overall, 2-3 non_conference					Q2: (H:31-75)(N:51-100)(A:76-135) 1-1 overall, 1-1 non_conference					Q3: (H:76-160)(N:101-200)(A:136-240) 0-2 overall, 0-2 non_conference					Q4: (H:161+)(N:201+)(A:241+) 3-4 overall, 0-2 non_conference						
NET	S	Opponent	Score		NET	S	Opponent	Score		NET	S	Opponent	Score		NET	S	Opponent	Score			
(H 1-15)(N 1-25)(A 1-40)					(H 31-55)(N 51-75)(A 76-100)					(H:76-160)(N:101-200)(A:136-240)					(H:161+)(N:201+)(A:241+)						
4	A	Gonzaga	67	104	1110					162	A	Evansville	63	85	1118	242	A	Prairie View	73	79	0112
17	A	Iowa St.	73	85	1112					168	A	San Diego St.	64	***	1114	251	A	Lamar University	72	80	1219
-----					-----					-----					-----						
(H 16-30)(N 26-50)(A 41-75)					(H 56-75)(N 76-100)(A 101-135)					Upcoming Games					Upcoming Games						
49	A	Baylor	72	69	1106	102	A	Georgia	75	92	1203				302	H	Grambling	87	88	0119	
68	A	Oregon	89	84	1126	114	A	Texas A&M	88	73	1229				308	A	Tulane	70	77	1217	
70	A	Arizona St.	71	83	1201										330	H	Jackson St.	75	65	0121	
-----					-----					-----					-----						
Upcoming Games					Upcoming Games					Upcoming Games					Upcoming Games						

Non-Div I Games:	Concordia (TX)	107	70	Huston-Tillotson	81	76
------------------	----------------	-----	----	------------------	----	----

Average NET Win:	290	WON-LOST RECORD	ROAD RECORD	STRENGTH OF SCHEDULE
Average NET Loss:	191			

DIV. I ONLY	7- 7	5- 3	338		
DIV. I NON-CONF.	5- 5	4- 2	340		
	Quadrant 1	Quadrant 2	Quadrant 3	Quadrant 4	TOTALS
OVERALL	0-1	1-1	0-2	6-3	7- 7
HOME	0-0	1-0	0-1	1-1	2- 2
AWAY	0-1	0-1	0-1	5-0	5- 3
NEUTRAL	0-0	0-0	0-0	0-2	0- 2
NON-CONFERENCE	0-1	0-1	0-1	5-2	5- 5
HOME	0-0	0-0	0-1	1-0	1- 1
AWAY	0-1	0-1	0-0	4-0	4- 2
NEUTRAL	0-0	0-0	0-0	0-2	0- 2

Q1: (H:1-30)(N:1-50)(A:1-75) 0-1 overall, 0-1 non_conference				Q2: (H:31-75)(N:51-100)(A:76-135) 1-1 overall, 0-1 non_conference				Q3: (H:76-160)(N:101-200)(A:136-240) 0-2 overall, 0-1 non_conference				Q4: (H:161+)(N:201+)(A:241+) 6-3 overall, 5-2 non_conference			
NET S Opponent Score				NET S Opponent Score				NET S Opponent Score				NET S Opponent Score			
(H 1-15)(N 1-25)(A 1-40)				(H 31-55)(N 51-75)(A 76-100)				(H 76-160)(N 101-200)(A 136-240)				(H:161+)(N:201+)(A:241+)			
22 A Nevada 55 90 1119				99 A Tulsa 79 82 1116				131 H UC Irvine 66 69 1205				200 H UTRGV 74 81 0105			
(H 16-30)(N 26-50)(A 41-75)				(H 56-75)(N 76-100)(A 101-135)				231 A UMKC 68 84 0110				298 A Oral Roberts 70 69 1113			
Upcoming Games				75 H New Mexico St. 82 76 0103				Upcoming Games				300 A UC Riverside 80 70 1129			
75 A New Mexico St. 0309				Upcoming Games				95 H Grand Canyon 0126				316 A Southeastern La. 73 52 1217			
				95 A Grand Canyon 0221				127 H Utah Valley 0302				326 N Howard 84 86 1124			
				127 A Utah Valley 0130				169 A Seattle U 0202				329 N Ark.-Pine Bluff 107 115 1123			
								170 A CSU Bakersfield 0223				341 A Southern U. 79 76 1219			
								200 A UTRGV 0307				347 A Chicago St. 77 75 0112			
												351 H Mississippi Val. 107 71 1201			
												Upcoming Games			
												169 H Seattle U 0228			
												170 H CSU Bakersfield 0124			
												231 H UMKC 0209			
												347 H Chicago St. 0207			

Non-Div I Games:	La Verne	97 46	Caltech	87 48	San Diego Christia	87 71
------------------	----------	-------	---------	-------	--------------------	-------

Average NET Win: 249

WON-LOST RECORD

ROAD RECORD

STRENGTH OF SCHEDULE

Average NET Loss: 102

DIV. I ONLY	7- 11	3- 7	194
DIV. I NON-CONF.	3- 9	1- 7	152
Quadrant 1		Quadrant 2	Quadrant 3
OVERALL	0-3	0-4	1-2
HOME	0-0	0-0	0-2
AWAY	0-3	0-4	1-0
NEUTRAL	0-0	0-0	0-0
NON-CONFERENCE	0-3	0-4	0-0
HOME	0-0	0-0	0-0
AWAY	0-3	0-4	0-0
NEUTRAL	0-0	0-0	0-0
		Quadrant 4	TOTALS
		6-2	7- 11
		4-2	4- 4
		2-0	3- 7
		0-0	0- 0
		3-2	3- 9
		2-2	2- 2
		1-0	1- 7
		0-0	0- 0

Q1: (H:1-30)(N:1-50)(A:1-75) 0-3 overall, 0-3 non_conference				Q2: (H:31-75)(N:51-100)(A:76-135) 0-4 overall, 0-4 non_conference				Q3: (H:76-160)(N:101-200)(A:136-240) 1-2 overall, 0-0 non_conference				Q4: (H:161+)(N:201+)(A:241+) 6-2 overall, 3-2 non_conference			
NET S Opponent Score				NET S Opponent Score				NET S Opponent Score				NET S Opponent Score			
(H 1-15)(N 1-25)(A 1-40)				(H 31-55)(N 51-75)(A 76-100)				(H 76-160)(N 101-200)(A 136-240)				(H:161+)(N:201+)(A:241+)			
4 A Gonzaga 55 89 1218				79 A Missouri 45 65 1204				120 H Georgia St. 58 63 0103				198 H UNI 74 65 1110			
34 A Indiana 64 78 1120				83 A Arkansas 60 78 1123				134 H Ga. Southern 64 77 0105				200 H UTRGV 65 76 1201			
(H 16-30)(N 26-50)(A 41-75)				85 A North Texas 61 63 1208				186 A Coastal Caro. 61 58 0112				211 H Arkansas St. 68 59 0117			
43 A Texas 56 76 1228				99 A Tulsa 58 72 1127				Upcoming Games				237 H Little Rock 82 73 0119			
Upcoming Games				(H 56-75)(N 76-100)(A 101-135)				105 H Texas St. 0309				239 H A&M-Corpus Christi 67 73 1116			
				Upcoming Games				137 H La.-Monroe 0223				289 H UC Davis 68 59 1118			
				105 A Texas St. 0202				199 A Troy 0302				292 A Appalachian St. 82 72 0110			
				120 A Georgia St. 0126				211 A Arkansas St. 0216				332 A Cal Poly 75 70 1221			
				134 A Ga. Southern 0124				237 A Little Rock 0214				Upcoming Games			
												179 H Louisiana 0221			
												186 H Coastal Caro. 0207			
												292 H Appalachian St. 0209			
												297 A South Alabama 0228			

Non-Div I Games: Texas-Tyler 90 66

Average NET Win: 267

WON-LOST
RECORD

ROAD
RECORD

STRENGTH
OF SCHEDULE

Average NET Loss: 182

DIV. I ONLY	7- 11	1- 9	222
DIV. I NON-CONF.	3- 9	1- 7	202
Quadrant 1		Quadrant 2	Quadrant 3
OVERALL	0-2	0-2	0-3
HOME	0-0	0-0	0-0
AWAY	0-2	0-2	0-3
NEUTRAL	0-0	0-0	0-0
NON-CONFERENCE	0-2	0-2	0-2
HOME	0-0	0-0	0-0
AWAY	0-2	0-2	0-2
NEUTRAL	0-0	0-0	0-0
		Quadrant 4	TOTALS
		7-4	7- 11
		5-1	5- 1
		1-2	1- 9
		1-1	1- 1
		3-3	3- 9
		1-1	1- 1
		1-1	1- 7
		1-1	1- 1

Q1: (H:1-30)(N:1-50)(A:1-75) 0-2 overall, 0-2 non_conference				Q2: (H:31-75)(N:51-100)(A:76-135) 0-2 overall, 0-2 non_conference				Q3: (H:76-160)(N:101-200)(A:136-240) 0-3 overall, 0-2 non_conference				Q4: (H:161+)(N:201+)(A:241+) 7-4 overall, 3-3 non_conference			
NET S Opponent Score				NET S Opponent Score				NET S Opponent Score				NET S Opponent Score			
(H 1-15)(N 1-25)(A 1-40)				(H 31-55)(N 51-75)(A 76-100)				(H:76-160)(N:101-200)(A:136-240)				(H:161+)(N:201+)(A:241+)			
40 A St. John's (NY) 82 104 1222				-----				191 A Holy Cross 81 93 1106				207 H Hartford 98 89 1127			
(H 16-30)(N 26-50)(A 41-75)				(H 56-75)(N 76-100)(A 101-135)				193 A Dartmouth 73 82 1210				217 N UMass Lowell 90 94 1118			
56 A Seton Hall 76 90 1219				124 A Boston College 73 81 1129				227 A St. Francis Brooklyn 85 92 0119				217 H UMass Lowell 91 100 1229			
Upcoming Games				129 A Brown 77 82 1117				Upcoming Games				249 N Army West Point 79 78 1116			
				Upcoming Games				232 A Fairleigh Dickinson 0221				257 H LIU Brooklyn 79 75 0103			
												268 A Wagner 73 76 0110			
												268 H Wagner 62 38 0121			
												281 H Central Conn. St. 73 61 0105			
												284 A Lafayette 64 62 1202			
												320 H Bryant 98 70 0112			
												336 A Binghamton 73 78 1124			
												Upcoming Games			
												227 H St. Francis Brooklyn 0202			
												232 H Fairleigh Dickinson 0207			
												246 A Robert Morris 0124			
												246 H Robert Morris 0228			
												257 A LIU Brooklyn 0216			
												279 A Saint Francis (PA) 0126			
												279 H Saint Francis (PA) 0302			
												281 A Central Conn. St. 0223			
												320 A Bryant 0214			
												333 A Mt. St. Mary's 0131			
												333 H Mt. St. Mary's 0209			

Non-Div I Games: Western New Eng 114 72

Average NET Win: 241

WON-LOST RECORD

ROAD RECORD

STRENGTH OF SCHEDULE

Average NET Loss: 199

DIV. I ONLY	9- 9	2- 8	210
DIV. I NON-CONF.	6- 7	1- 7	180
Quadrant 1		Quadrant 2	Quadrant 3
OVERALL	0-0	0-2	3-5
HOME	0-0	0-0	1-1
AWAY	0-0	0-2	2-4
NEUTRAL	0-0	0-0	0-0
NON-CONFERENCE	0-0	0-2	2-4
HOME	0-0	0-0	1-0
AWAY	0-0	0-2	1-4
NEUTRAL	0-0	0-0	0-0
		Quadrant 4	TOTALS
		6-2	9- 9
		4-0	5- 1
		0-2	2- 8
		2-0	2- 0
		4-1	6- 7
		2-0	3- 0
		0-1	1- 7
		2-0	2- 0

Q1: (H:1-30)(N:1-50)(A:1-75) 0-0 overall, 0-0 non_conference		Q2: (H:31-75)(N:51-100)(A:76-135) 0-2 overall, 0-2 non_conference		Q3: (H:76-160)(N:101-200)(A:136-240) 3-5 overall, 2-4 non_conference		Q4: (H:161+)(N:201+)(A:241+) 6-2 overall, 4-1 non_conference	
NET S Opponent Score		NET S Opponent Score		NET S Opponent Score		NET S Opponent Score	
(H 1-15)(N 1-25)(A 1-40)		(H 31-55)(N 51-75)(A 76-100)		(H 76-160)(N 101-200)(A 136-240)		(H 161-300)(N 201-300)(A 301-400)	
-----		-----		-----		-----	
(H 16-30)(N 26-50)(A 41-75)		(H 56-75)(N 76-100)(A 101-135)		(H 161-240)(N 241-300)(A 301-400)		(H 301-400)(N 401-500)(A 501-600)	
-----		-----		-----		-----	
Upcoming Games		Upcoming Games		Upcoming Games		Upcoming Games	
69 A Vermont 0305		129 A Brown 74 82 1116		216 A Sacred Heart 100 91 1229		216 N Sacred Heart 94 90 1118	
		69 H Vermont 0202		227 A St. Francis Brooklyn 69 75 1211		249 N Army West Point 92 85 1117	
		132 A Stony Brook 0209		236 A Boston U. 60 79 1204		268 H Wagner 88 84 1110	
						273 H UMBC 74 63 0112	
						281 A Central Conn. St. 74 86 1113	
						286 H Albany (NY) 84 72 0116	
						290 H Loyola Maryland 97 79 1221	
						343 A New Hampshire 64 68 0109	

						Upcoming Games	
						207 H Hartford 0223	
						273 A UMBC 0216	
						286 A Albany (NY) 0213	
						328 H Maine 0130	
						328 A Maine 0227	
						336 A Binghamton 0123	
						336 H Binghamton 0221	
						343 H New Hampshire 0206	

Non-Div I Games: Me -Fort Kent 110 63

UMass Boston 88 59

STRENGTH

OF SCHEDULE

	Quadrant 1	Quadrant 2	Quadrant 3	Quadrant 4	TOTALS
OVERALL	0-1	0-5	3-3	2-3	5- 12
HOME	0-0	0-0	2-2	2-2	4- 4
AWAY	0-1	0-5	1-1	0-1	1- 8
NEUTRAL	0-0	0-0	0-0	0-0	0- 0
NON-CONFERENCE	0-1	0-4	1-1	2-2	3- 8
HOME	0-0	0-0	0-1	2-2	2- 3
AWAY	0-1	0-4	1-0	0-0	1- 5
NEUTRAL	0-0	0-0	0-0	0-0	0- 0

Q1: (H:1-30)(N:1-50)(A:1-75) 0-1 overall, 0-1 non_conference				Q2: (H:31-75)(N:51-100)(A:76-135) 0-5 overall, 0-4 non_conference				Q3: (H:76-160)(N:101-200)(A:136-240) 3-3 overall, 1-1 non_conference				Q4: (H:161+)(N:201+)(A:241+) 2-3 overall, 2-2 non_conference			
NET	S	Opponent (H 1-15)(N 1-25)(A 1-40)	Score	NET	S	Opponent (H 31-55)(N 51-75)(A 76-100)	Score	NET	S	Opponent (H 76-160)(N 101-200)(A 136-240)	Score	NET	S	Opponent (H:161+)(N:201+)(A:241+)	Score
7	A	Houston	68 79 1114	85	A	North Texas	75 76 0119	85	H	North Texas	87 *** 1229	183	H	Omaha	66 83 1221
				92	A	Penn	76 92 1109	123	H	Louisiana Tech	78 66 0105	251	H	Lamar University	68 75 1201
								139	H	UC Santa Barbara	89 99 1215	264	A	UTEP	64 65 0112
								142	H	Southern Miss.	73 65 0103	337	H	Northwestern St.	102 74 1117
								176	A	UTSA	79 95 0110	349	H	Alabama A&M	73 59 1112
								200	A	UTRGV	75 67 1218				
								</							

Non-Div I Games: St Edward's	78	73	Saint Leo	80	64
------------------------------	----	----	-----------	----	----

Average NET Win:	220	WON-LOST	ROAD	STRENGTH
Average NET Loss:	134	RECORD	RECORD	OF SCHEDULE

DIV. I ONLY	6- 9	3- 6	147		
DIV. I NON-CONF.	5- 3	3- 2	156		

	Quadrant 1	Quadrant 2	Quadrant 3	Quadrant 4	TOTALS
OVERALL	0-4	1-0	1-2	4-3	6- 9
HOME	0-0	0-0	0-1	3-2	3- 3
AWAY	0-4	1-0	1-1	1-1	3- 6
NEUTRAL	0-0	0-0	0-0	0-0	0- 0
NON-CONFERENCE	0-2	1-0	1-0	3-1	5- 3
HOME	0-0	0-0	0-0	2-1	2- 1
AWAY	0-2	1-0	1-0	1-0	3- 2
NEUTRAL	0-0	0-0	0-0	0-0	0- 0

Q1: (H:1-30)(N:1-50)(A:1-75) 0-4 overall, 0-2 non_conference			Q2: (H:31-75)(N:51-100)(A:76-135) 1-0 overall, 1-0 non_conference			Q3: (H:76-160)(N:101-200)(A:136-240) 1-2 overall, 1-0 non_conference			Q4: (H:161+)(N:201+)(A:241+) 4-3 overall, 3-1 non_conference		
NET S	Opponent	Score	NET S	Opponent	Score	NET S	Opponent	Score	NET S	Opponent	Score
(H 1-15)(N 1-25)(A 1-40)			(H 31-55)(N 51-75)(A 76-100)			(H 76-160)(N 101-200)(A 136-240)			(H:161+)(N:201+)(A:241+)		
29	A Wofford	81 112 0103				81	H ETSU	73 98 0110	184	H Mercer	79 69 1201
-----			(H 56-75)(N 76-100)(A 101-135)			161	A Samford	77 80 0117	230	H High Point	112 87 1127
(H 16-30)(N 26-50)(A 41-75)						233	A James Madison	91 82 1120	235	H Longwood	94 110 1229
43	A Texas	69 97 1116	108	A South Fla.	84 81 1124	Upcoming Games			248	A Campbell	82 76 1218
59	A Clemson	80 100 1106	-----			184	A Mercer	0209	250	A Chattanooga	71 73 0119
63	A Furman	85 101 0105	58	H UNC Greensboro	0228	Upcoming Games			285	H Western Caro.	82 94 0112
Upcoming Games			63	H Furman	0131				315	H Southeast Mo. St.	86 74 1215
29	H Wofford	0202	81	A ETSU	0214				Upcoming Games		
58	A UNC Greensboro	0124							161	H Samford	0223
									250	H Chattanooga	0221
									285	A Western Caro.	0216
									321	H VMI	0126
									321	A VMI	0302

Non-Div I Games:	Johnson (FI)	137 60	Johnson & Wales (127 93	Mid-Atlantic Chris	148 75
------------------	--------------	--------	-------------------	--------	--------------------	--------

Average NET Win: 262

WON-LOST
RECORD

ROAD
RECORD

STRENGTH
OF SCHEDULE

Average NET Loss: 175

DIV. I ONLY		6- 11	1- 7	298
DIV. I NON-CONF.		2- 9	0- 5	221
Quadrant 1		Quadrant 2	Quadrant 3	Quadrant 4
OVERALL	0-2	0-1	0-4	6-4
HOME	0-0	0-0	0-0	4-1
AWAY	0-2	0-1	0-2	1-2
NEUTRAL	0-0	0-0	0-2	1-1
NON-CONFERENCE	0-2	0-1	0-4	2-2
HOME	0-0	0-0	0-0	1-1
AWAY	0-2	0-1	0-2	0-0
NEUTRAL	0-0	0-0	0-2	1-1
				TOTALS
				6- 11
				4- 1
				1- 7
				1- 3
				2- 9
				1- 1
				0- 5
				1- 3

Q1: (H:1-30)(N:1-50)(A:1-75) 0-2 overall, 0-2 non_conference			Q2: (H:31-75)(N:51-100)(A:76-135) 0-1 overall, 0-1 non_conference			Q3: (H:76-160)(N:101-200)(A:136-240) 0-4 overall, 0-4 non_conference			Q4: (H:161+)(N:201+)(A:241+) 6-4 overall, 2-2 non_conference		
NET S Opponent Score			NET S Opponent Score			NET S Opponent Score			NET S Opponent Score		
(H 1-15)(N 1-25)(A 1-40)			(H 31-55)(N 51-75)(A 76-100)			(H 76-100)(N 101-125)(A 126-150)			(H 161-200)(N 201-240)(A 241-280)		
-----			-----			-----			-----		
(H 16-30)(N 26-50)(A 41-75)			(H 56-75)(N 76-100)(A 101-135)			(H 101-125)(N 126-150)(A 151-175)			(H 201-240)(N 241-280)(A 281-320)		
-----			-----			-----			-----		
52 A VCU 59 88 1201			84 A Providence 79 91 1124			155 A Ohio 65 89 1127			191 H Holy Cross 71 78 1230		
74 A Yale 84 99 1222						167 N Princeton 81 85 1215			207 N Hartford 80 75 1121		
-----			-----			182 A New Mexico 83 90 1113			243 N Columbia 71 74 1209		
Upcoming Games			Upcoming Games			196 N Long Beach St. 85 86 1119			255 A Canisius 88 70 0113		
						Upcoming Games			272 H Fairfield 94 87 0105		
						153 H Rider 0125			276 H Marist 90 77 0118		
						153 A Rider 0301			277 H Monmouth 103 84 0103		
									277 A Monmouth 81 83 0120		
									286 H Albany (NY) 72 68 1109		
									299 A Niagara 90 95 0111		
									Upcoming Games		
									255 H Canisius 0224		
									259 H Quinnipiac 0208		
									259 A Quinnipiac 0219		
									267 H Siena 0202		
									267 A Siena 0213		
									272 A Fairfield 0127		
									276 A Marist 0131		
									299 H Niagara 0210		
									323 H Saint Peter's 0215		
									335 A Manhattan 0222		

Non-Div I Games:

Average NET Win: 247 WON-LOST ROAD STRENGTH
Average NET Loss: 115 RECORD RECORD OF SCHEDULE

DIV. I ONLY	6- 13	2- 7	63
DIV. I NON-CONF.	3- 9	0- 5	51
	Quadrant 1	Quadrant 2	Quadrant 3
OVERALL	0-3	0-4	1-4
HOME	0-0	0-2	0-2
AWAY	0-3	0-2	1-1
NEUTRAL	0-0	0-0	0-1
NON-CONFERENCE	0-2	0-3	0-3
HOME	0-0	0-2	0-1
AWAY	0-2	0-1	0-1
NEUTRAL	0-0	0-0	0-1
			Quadrant 4
			5-2
			2-1
			1-1
			2-0
			3-1
			1-0
			0-1
			2-0
			TOTALS
			6- 13
			2- 5
			2- 7
			2- 1
			3- 9
			1- 3
			0- 5
			2- 1

Q1: (H:1-30)(N:1-50)(A:1-75) 0-3 overall, 0-2 non_conference				Q2: (H:31-75)(N:51-100)(A:76-135) 0-4 overall, 0-3 non_conference				Q3: (H:76-160)(N:101-200)(A:136-240) 1-4 overall, 0-3 non_conference				Q4: (H:161+)(N:201+)(A:241+) 5-2 overall, 3-1 non_conference			
NET S Opponent Score				NET S Opponent Score				NET S Opponent Score				NET S Opponent Score			
(H 1-15)(N 1-25)(A 1-40)				(H 31-55)(N 51-75)(A 76-100)				(H 76-160)(N 101-200)(A 136-240)				(H:161+)(N:201+)(A:241+)			
9 A North Carolina 69 97 1205				(H 56-75)(N 76-100)(A 101-135)				113 H Stanford 59 72 1109				208 H Delaware 69 82 0110			
(H 16-30)(N 26-50)(A 41-75)				58 H UNC Greensboro 61 82 1113				115 H Col. of Charleston 66 73 1229				211 N Arkansas St. 78 64 1123			
50 A Hofstra 72 87 0117				71 H Davidson 85 91 1201				157 N Gardner-Webb 72 81 1124				226 H East Carolina 95 86 1127			
63 A Furman 50 93 1215				101 A Northeastern 71 88 0119				184 A Mercer 73 77 1221				240 H Drexel 97 83 0112			
Upcoming Games				120 A Georgia St. 71 86 1219				233 A James Madison 86 83 0103				248 A Campbell 93 97 1106			
				Upcoming Games				Upcoming Games				283 A Towson 67 61 0105			
				50 H Hofstra 0216				101 H Northeastern 0214				288 N Eastern Ill. 82 65 1125			
				115 A Col. of Charleston 0302				208 A Delaware 0209				Upcoming Games			
								209 A William & Mary 0223				209 H William & Mary 0124			
								240 A Drexel 0207				233 H James Madison 0202			
												283 H Towson 0131			
												309 H Elon 0126			
												309 A Elon 0221			

Non-Div I Games: Allen 113 74

Average NET Win: 244 WON-LOST ROAD STRENGTH
Average NET Loss: 126 RECORD RECORD OF SCHEDULE

DIV. I ONLY	6- 11	0- 5	161
DIV. I NON-CONF.	4- 8	0- 2	227
Quadrant 1		Quadrant 2	Quadrant 3
OVERALL	0-2	0-2	0-6
HOME	0-0	0-1	0-2
AWAY	0-2	0-1	0-2
NEUTRAL	0-0	0-0	0-2
NON-CONFERENCE	0-0	0-2	0-5
HOME	0-0	0-1	0-2
AWAY	0-0	0-1	0-1
NEUTRAL	0-0	0-0	0-2
		Quadrant 4	TOTALS
		6-1	6- 11
		5-1	5- 4
		0-0	0- 5
		1-0	1- 2
		4-1	4- 8
		3-1	3- 4
		0-0	0- 2
		1-0	1- 2

Q1: (H:1-30)(N:1-50)(A:1-75) 0-2 overall, 0-0 non_conference					Q2: (H:31-75)(N:51-100)(A:76-135) 0-2 overall, 0-2 non_conference					Q3: (H:76-160)(N:101-200)(A:136-240) 0-6 overall, 0-5 non_conference					Q4: (H:161+)(N:201+)(A:241+) 6-1 overall, 4-1 non_conference								
NET	S	Opponent	Score		NET	S	Opponent	Score		NET	S	Opponent	Score		NET	S	Opponent	Score					
(H 1-15)(N 1-25)(A 1-40)					(H 31-55)(N 51-75)(A 76-100)					(H 76-160)(N 101-200)(A 136-240)					(H:161+)(N:201+)(A:241+)								
-----					-----					-----					-----								
(H 16-30)(N 26-50)(A 41-75)					(H 56-75)(N 76-100)(A 101-135)																		
42	A	Utah St.	72	87	0119	100	A	Colorado	80	86	1201	83	H	Arkansas	74	98	1205	182	H	New Mexico	91	76	0112
64	A	Fresno St.	67	78	0105							122	N	South Dakota St.	65	78	1121	195	H	Sam Houston St.	71	65	1208
-----					-----					-----					-----								
Upcoming Games					Upcoming Games					Upcoming Games					Upcoming Games								
22	A	Nevada	0123		42	H	Utah St.	0305		143	H	Boise St.	0129		168	H	San Diego St.	0212					
22	H	Nevada	0206		64	H	Fresno St.	0126		143	A	Boise St.	0227		241	A	Air Force	0202					

Non-Div I Games: Colo Christian 100 66

Average NET Win: 167 WON-LOST ROAD STRENGTH
Average NET Loss: 136 RECORD RECORD OF SCHEDULE

DIV. I ONLY		5- 13	1- 4	78	
DIV. I NON-CONF.		3- 8	0- 3	111	

	Quadrant 1	Quadrant 2	Quadrant 3	Quadrant 4	TOTALS
OVERALL	0-2	1-2	2-7	2-2	5- 13
HOME	0-0	1-0	1-4	2-2	4- 6
AWAY	0-1	0-1	1-2	0-0	1- 4
NEUTRAL	0-1	0-1	0-1	0-0	0- 3
NON-CONFERENCE	0-2	1-2	0-2	2-2	3- 8
HOME	0-0	1-0	0-0	2-2	3- 2
AWAY	0-1	0-1	0-1	0-0	0- 3
NEUTRAL	0-1	0-1	0-1	0-0	0- 3

Q1: (H:1-30)(N:1-50)(A:1-75) 0-2 overall, 0-2 non_conference				Q2: (H:31-75)(N:51-100)(A:76-135) 1-2 overall, 1-2 non_conference				Q3: (H:76-160)(N:101-200)(A:136-240) 2-7 overall, 0-2 non_conference				Q4: (H:161+)(N:201+)(A:241+) 2-2 overall, 2-2 non_conference			
NET	S	Opponent	Score	NET	S	Opponent	Score	NET	S	Opponent	Score	NET	S	Opponent	Score
(H 1-15)(N 1-25)(A 1-40)				(H 31-55)(N 51-75)(A 76-100)				(H 76-160)(N 101-200)(A 136-240)				(H:161+)(N:201+)(A:241+)			
-----				-----				-----				-----			
(H 16-30)(N 26-50)(A 41-75)				(H 56-75)(N 76-100)(A 101-135)				-----				-----			
31	N	TCU	57 82 1223	72	H	Oklahoma St.	66 64 1110	86	H	Old Dominion	70 76 0121	226	H	East Carolina	55 49 1218
71	A	Davidson	56 76 1127	100	N	Colorado	53 68 1225	117	H	Western Ky.	50 68 0103	233	H	James Madison	59 64 1116
-----				-----				123	H	Louisiana Tech	55 40 0119	235	H	Longwood	42 39 1119
Upcoming Games				-----				125	H	Marshall	84 85 0105	250	H	Chattanooga	69 80 1106
				Upcoming Games				128	N	Rhode Island	61 75 1223	Upcoming Games			
				86	A	Old Dominion	0216	142	H	Southern Miss.	60 63 0117	219	H	Rice	0131
								174	A	Wake Forest	56 80 1206	264	A	UTEP	0126
								178	A	Fla. Atlantic	65 60 0112	301	A	Middle Tenn.	0207
								190	A	FIU	66 69 0110				

								85	H	North Texas	0202				
								146	A	UAB	0209				
								176	A	UTSA	0124				

Non-Div I Games:

Average NET Win: 247 WON-LOST RECORD ROAD RECORD STRENGTH OF SCHEDULE
Average NET Loss: 143

DIV. I ONLY	8- 9	0- 6	286		
DIV. I NON-CONF.	7- 5	0- 3	351		
	Quadrant 1	Quadrant 2	Quadrant 3	Quadrant 4	TOTALS
OVERALL	0-2	1-3	0-2	7-2	8- 9
HOME	0-0	1-1	0-0	7-2	8- 3
AWAY	0-2	0-2	0-2	0-0	0- 6
NEUTRAL	0-0	0-0	0-0	0-0	0- 0
NON-CONFERENCE	0-0	0-1	0-2	7-2	7- 5
HOME	0-0	0-0	0-0	7-2	7- 2
AWAY	0-0	0-1	0-2	0-0	0- 3
NEUTRAL	0-0	0-0	0-0	0-0	0- 0

Q1: (H:1-30)(N:1-50)(A:1-75) 0-2 overall, 0-0 non_conference			Q2: (H:31-75)(N:51-100)(A:76-135) 1-3 overall, 0-1 non_conference			Q3: (H:76-160)(N:101-200)(A:136-240) 0-2 overall, 0-2 non_conference			Q4: (H:161+)(N:201+)(A:241+) 7-2 overall, 7-2 non_conference		
NET S Opponent Score (H 1-15)(N 1-25)(A 1-40)			NET S Opponent Score (H 31-55)(N 51-75)(A 76-100)			NET S Opponent Score			NET S Opponent Score		
36 A UCF 65 76 0113			32 H Cincinnati 73 71 0105			222 A UNCW 86 95 1127			200 H UTRGV 69 64 1119		
(H 16-30)(N 26-50)(A 41-75)			90 A Georgia Tech 54 79 1116			225 A Charlotte 49 55 1218			230 H High Point 52 55 1124		
65 A Memphis 72 78 0110			(H 56-75)(N 76-100)(A 101-135)			Upcoming Games			233 H James Madison 72 73 1109		
Upcoming Games			61 H Temple 74 85 0116			88 H UConn 0310			242 H Prairie View 76 64 1121		
7 A Houston 0123			126 A SMU 54 82 0102			99 H Tulsa 0217			251 H Lamar University 84 78 1111		
7 H Houston 0227			Upcoming Games			108 H South Fla. 0126			253 H N.C. A&T 77 57 1228		
			65 H Memphis 0213			111 H Wichita St. 0206			292 H Appalachian St. 83 81 1130		
			88 A UConn 0203						350 H Delaware St. 81 56 1106		
			99 A Tulsa 0303						352 H UMES 70 47 1202		
			108 A South Fla. 0210						Upcoming Games		
			111 A Wichita St. 0305						308 H Tulane 0131		
									308 A Tulane 0223		

Non-Div I Games:

Average NET Win: 268

WON-LOST RECORD

ROAD RECORD

STRENGTH OF SCHEDULE

Average NET Loss: 183

DIV. I ONLY	10- 7	5- 5	262
DIV. I NON-CONF.	6- 5	3- 4	224
Quadrant 1		Quadrant 2	Quadrant 3
OVERALL	0-1	0-1	1-3
HOME	0-0	0-0	0-0
AWAY	0-1	0-1	1-2
NEUTRAL	0-0	0-0	0-1
NON-CONFERENCE	0-1	0-1	1-3
HOME	0-0	0-0	0-0
AWAY	0-1	0-1	1-2
NEUTRAL	0-0	0-0	0-1
		Quadrant 4	TOTALS
		9-2	10- 7
		5-1	5- 1
		4-1	5- 5
		0-0	0- 1
		5-0	6- 5
		3-0	3- 0
		2-0	3- 4
		0-0	0- 1

Q1: (H:1-30)(N:1-50)(A:1-75) 0-1 overall, 0-1 non_conference			Q2: (H:31-75)(N:51-100)(A:76-135) 0-1 overall, 0-1 non_conference			Q3: (H:76-160)(N:101-200)(A:136-240) 1-3 overall, 1-3 non_conference			Q4: (H:161+)(N:201+)(A:241+) 9-2 overall, 5-0 non_conference		
NET S Opponent Score			NET S Opponent Score			NET S Opponent Score			NET S Opponent Score		
(H 1-15)(N 1-25)(A 1-40)			(H 31-55)(N 51-75)(A 76-100)			(H 76-160)(N 101-200)(A 136-240)			(H:161+)(N:201+)(A:241+)		
40 A St. John's (NY) 52 86 1219						160 A NJIT 60 82 1208			216 H Sacred Heart 92 85 0119		
						192 N IUPUI 48 68 1123			217 H UMass Lowell 75 69 1211		
						201 A Richmond 66 88 1114			246 H Robert Morris 49 52 0110		
						202 A Presbyterian 90 86 1128			257 A LIU Brooklyn 79 70 0121		
									268 A Wagner 66 59 0105		
						Upcoming Games			279 H Saint Francis (PA) 72 68 0112		
						216 A Sacred Heart 0202			284 A Lafayette 84 72 1118		
						232 A Fairleigh Dickinson 0124			299 A Niagara 75 63 1124		
									320 A Bryant 66 76 0103		
									323 H Saint Peter's 56 53 1215		
									335 H Manhattan 72 56 1223		
									Upcoming Games		
									232 H Fairleigh Dickinson 0209		
									246 A Robert Morris 0223		
									257 H LIU Brooklyn 0214		
									268 H Wagner 0207		
									279 A Saint Francis (PA) 0221		
									281 A Central Conn. St. 0131		
									281 H Central Conn. St. 0216		
									320 H Bryant 0228		
									333 A Mt. St. Mary's 0126		
									333 H Mt. St. Mary's 0302		

Non-Div I Games: St. Joseph's (Brkln 104 75

Medgar Evers 92 42

STRENGTH

RECORD

RECORD

OF SCHEDULE

Q1: (H:1-30)(N:1-50)(A:1-75) 0-1 overall, 0-1 non_conference					Q2: (H:31-75)(N:51-100)(A:76-135) 0-4 overall, 0-4 non_conference					Q3: (H:76-160)(N:101-200)(A:136-240) 2-4 overall, 0-3 non_conference					Q4: (H:161+)(N:201+)(A:241+) 6-2 overall, 3-1 non_conference								
NET	S	Opponent (H 1-15)(N 1-25)(A 1-40)	Score		NET	S	Opponent (H 31-55)(N 51-75)(A 76-100)	Score		NET	S	Opponent	Score		NET	S	Opponent	Score					
3	A	Michigan St.	69	99	1221	80	A	Xavier	63	73	1201	109	H	Northern Ky.	76	74	0103	206	H	Green Bay	90	78	0112
-----					-----					-----					-----								
(H 16-30)(N 26-50)(A 41-75)					(H 56-75)(N 76-100)(A 101-135)																		
-----					-----					-----					-----								
Upcoming Games										Upcoming Games					Upcoming Games								
					60	H	Toledo	86	87	1109	145	A	Wright St.			0207	173	H	Detroit Mercy			0223	
					101	A	Northeastern	83	92	1208	192	A	IUPUI			0124	192	H	IUPUI			0302	
					102	A	Georgia	69	81	1218	206	A	Green Bay			0214	210	H	UIC			0228	
-----					-----					-----					-----								
Upcoming Games					Upcoming Games					Upcoming Games					Upcoming Games								
					109	A	Northern Ky.			0209	210	A	UIC			0126	260	H	Youngstown St.			0131	

Oakland

Loss Non-Conf H - HOME A-AWAY N-NEUTRAL

Average NET Win:	212	WON-LOST RECORD	ROAD RECORD	STRENGTH OF SCHEDULE
Average NET Loss:	188			

DIV. I ONLY	8- 10	2- 5	287
DIV. I NON-CONF.	7- 5	1- 3	317
Quadrant 1		Quadrant 2	Quadrant 3
OVERALL	0-0	1-1	4-5
HOME	0-0	0-0	1-1
AWAY	0-0	0-1	2-4
NEUTRAL	0-0	1-0	1-0
NON-CONFERENCE	0-0	1-1	3-2
HOME	0-0	0-0	1-0
AWAY	0-0	0-1	1-2
NEUTRAL	0-0	1-0	1-0
		Quadrant 4	TOTALS
		3-4	8- 10
		3-4	4- 5
		0-0	2- 5
		0-0	2- 0
		3-2	7- 5
		3-2	4- 2
		0-0	1- 3
		0-0	2- 0

Q1: (H:1-30)(N:1-50)(A:1-75) 0-0 overall, 0-0 non_conference		Q2: (H:31-75)(N:51-100)(A:76-135) 1-1 overall, 1-1 non_conference		Q3: (H:76-160)(N:101-200)(A:136-240) 4-5 overall, 3-2 non_conference		Q4: (H:161+)(N:201+)(A:241+) 3-4 overall, 3-2 non_conference	
NET S Opponent Score		NET S Opponent Score		NET S Opponent Score		NET S Opponent Score	
(H 1-15)(N 1-25)(A 1-40)		(H 31-55)(N 51-75)(A 76-100)		(H 76-160)(N 101-200)(A 136-240)		(H 161-240)(N 201-240)(A 241-317)	
-----		-----		-----		-----	
(H 16-30)(N 26-50)(A 41-75)		(H 56-75)(N 76-100)(A 101-135)		(H 76-160)(N 101-200)(A 136-240)		(H 161-240)(N 201-240)(A 241-317)	
-----		-----		-----		-----	
Upcoming Games		Upcoming Games		Upcoming Games		Upcoming Games	
		76 N Penn St. 59 56 1121		119 H Jacksonville St. 74 65 1114		182 H New Mexico 75 85 1201	
		134 A Ga. Southern 74 79 1218		126 N SMU 75 62 1120		194 H Missouri St. 64 69 0112	
				133 H Drake 52 69 0116		198 H UNI 47 65 0102	
				156 A Southern Ill. 57 54 0120		288 H Eastern Ill. 66 73 1215	
				172 A Valparaiso 50 61 0108		315 H Southeast Mo. St. 68 57 1110	
				180 A Indiana St. 60 65 0105		316 H Southeastern La. 63 60 1222	
				192 A IUPUI 73 85 1128		347 H Chicago St. 86 70 1124	
				210 A UIC 70 71 1117			
				237 A Little Rock 68 62 1204			

				Upcoming Games		Upcoming Games	
		97 A Loyola Chicago 0302		97 H Loyola Chicago 0213		162 H Evansville 0223	
		133 A Drake 0219		156 H Southern Ill. 0202		172 H Valparaiso 0227	
				162 A Evansville 0130		180 H Indiana St. 0209	
				187 A Illinois St. 0216		187 H Illinois St. 0123	
				194 A Missouri St. 0126			
				198 A UNI 0206			

Non-Div I Games: Wis -Parkside 74 58

Average NET Win:	245	WON-LOST RECORD	ROAD RECORD	STRENGTH OF SCHEDULE
Average NET Loss:	168			

DIV. I ONLY	8- 8	3- 4	309		
DIV. I NON-CONF.	5- 7	2- 3	291		
	Quadrant 1	Quadrant 2	Quadrant 3	Quadrant 4	TOTALS
OVERALL	0-2	0-0	2-3	6-3	8- 8
HOME	0-1	0-0	0-0	3-1	3- 2
AWAY	0-1	0-0	2-3	1-0	3- 4
NEUTRAL	0-0	0-0	0-0	2-2	2- 2
NON-CONFERENCE	0-2	0-0	2-2	3-3	5- 7
HOME	0-1	0-0	0-0	1-1	1- 2
AWAY	0-1	0-0	2-2	0-0	2- 3
NEUTRAL	0-0	0-0	0-0	2-2	2- 2

Q1: (H:1-30)(N:1-50)(A:1-75) 0-2 overall, 0-2 non_conference			Q2: (H:31-75)(N:51-100)(A:76-135) 0-0 overall, 0-0 non_conference			Q3: (H:76-160)(N:101-200)(A:136-240) 2-3 overall, 2-2 non_conference			Q4: (H:161+)(N:201+)(A:241+) 6-3 overall, 3-3 non_conference		
NET S Opponent Score (H 1-15)(N 1-25)(A 1-40)			NET S Opponent Score (H 31-55)(N 51-75)(A 76-100)			NET S Opponent Score (H 76-100)(N 101-135)(A 136-240)			NET S Opponent Score (H 161-200)(N 201-240)(A 241-300)		
38 A Ohio St. 64 82 1229			----- (H 56-75)(N 76-100)(A 101-135)			149 A Winthrop 63 80 0112			201 N Richmond 59 74 1222		
----- (H 16-30)(N 26-50)(A 41-75)			-----			172 A Valparaíso 55 53 1204			202 H Presbyterian 74 58 0110		
29 H Wofford 60 68 1110			-----			209 A William & Mary 69 79 1107			212 N South Dakota 60 56 1116		
----- Upcoming Games			----- Upcoming Games			220 A The Citadel 87 *** 1127			223 H Eastern Ky. 69 70 1201		
			91 A Radford 0209			226 A East Carolina 55 52 1124			241 N Air Force 69 62 1119		
						----- Upcoming Games			273 N UMBC 59 68 1117		
						91 H Radford 0227			285 H Western Caro. 86 59 1215		
						157 A Gardner-Webb 0130			293 A Charleston So. 51 50 0105		
						157 H Gardner-Webb 0223			331 H USC Upstate 71 54 0116		
						235 A Longwood 0124			----- Upcoming Games		
									235 H Longwood 0213		
									248 H Campbell 0207		
									248 A Campbell 0221		
									271 H Hampton 0202		
									271 A Hampton 0216		
									353 H UNC Asheville 0126		
									353 A UNC Asheville 0302		

Non-Div I Games:	N.C. Wesleyan	90	85	Washington Col	101	60
------------------	---------------	----	----	----------------	-----	----

Average NET Win: 272 WON-LOST ROAD STRENGTH
Average NET Loss: 148 RECORD RECORD OF SCHEDULE

DIV. I ONLY		6- 12	2- 9	198
DIV. I NON-CONF.		4- 10	2- 7	210
Quadrant 1		Quadrant 2	Quadrant 3	Quadrant 4
OVERALL	0-2	0-4	2-3	4-3
HOME	0-0	0-0	0-1	4- 2
AWAY	0-2	0-4	2-2	0-1
NEUTRAL	0-0	0-0	0-0	0-1
NON-CONFERENCE	0-2	0-3	2-2	4- 10
HOME	0-0	0-0	0-1	2- 2
AWAY	0-2	0-3	2-1	2- 7
NEUTRAL	0-0	0-0	0-0	0- 1

Q1: (H:1-30)(N:1-50)(A:1-75) 0-2 overall, 0-2 non_conference			Q2: (H:31-75)(N:51-100)(A:76-135) 0-4 overall, 0-3 non_conference			Q3: (H:76-160)(N:101-200)(A:136-240) 2-3 overall, 2-2 non_conference			Q4: (H:161+)(N:201+)(A:241+) 4-3 overall, 2-3 non_conference		
NET S Opponent Score			NET S Opponent Score			NET S Opponent Score			NET S Opponent Score		
(H 1-15)(N 1-25)(A 1-40)			(H 31-55)(N 51-75)(A 76-100)			(H 76-160)(N 101-200)(A 136-240)			(H:161+)(N:201+)(A:241+)		
25 A Iowa 63 77 1108			88 A UConn 66 94 1111			133 H Drake 63 66 1121			214 H California Baptist 84 68 0110		
(H 16-30)(N 26-50)(A 41-75)			95 A Grand Canyon 50 78 0119			141 A Central Mich. 72 81 1219			254 N Morehead St. 89 99 1116		
62 A Creighton 53 89 1227			97 A Loyola Chicago 45 76 1106			170 A CSU Bakersfield 73 74 0117			287 H Milwaukee 66 69 1213		
Upcoming Games			(H 56-75)(N 76-100)(A 101-135)			212 A South Dakota 65 63 1208			303 A Eastern Wash. 80 87 1117		
75 A New Mexico St. 0131			122 A South Dakota St. 47 75 1128			238 A Purdue Fort Wayne 90 73 1201			309 H Elon 95 59 1222		
			Upcoming Games			Upcoming Games			312 H McNeese 80 67 1215		
			75 H New Mexico St. 0228			95 H Grand Canyon 0214			347 H Chicago St. 80 72 0105		
			127 A Utah Valley 0223			127 H Utah Valley 0124			Upcoming Games		
						169 A Seattle U 0221			169 H Seattle U 0126		
						200 A UTRGV 0202			170 H CSU Bakersfield 0216		
						214 A California Baptist 0209			200 H UTRGV 0302		
									347 A Chicago St. 0309		

Non-Div I Games: Avila 94 58

Average NET Win: 270

WON-LOST RECORD

ROAD RECORD

STRENGTH OF SCHEDULE

Average NET Loss: 201

DIV. I ONLY	5- 11	2- 8	288
DIV. I NON-CONF.	3- 7	1- 5	181
Quadrant 1		Quadrant 2	Quadrant 3
OVERALL	0-0	0-3	1-3
HOME	0-0	0-0	0-1
AWAY	0-0	0-3	1-2
NEUTRAL	0-0	0-0	0-0
NON-CONFERENCE	0-0	0-3	1-3
HOME	0-0	0-0	0-1
AWAY	0-0	0-3	1-2
NEUTRAL	0-0	0-0	0-0
		Quadrant 4	TOTALS
		4-5	5- 11
		3-2	3- 3
		1-3	2- 8
		0-0	0- 0
		2-1	3- 7
		2-1	2- 2
		0-0	1- 5
		0-0	0- 0

Q1: (H:1-30)(N:1-50)(A:1-75) 0-0 overall, 0-0 non_conference		Q2: (H:31-75)(N:51-100)(A:76-135) 0-3 overall, 0-3 non_conference		Q3: (H:76-160)(N:101-200)(A:136-240) 1-3 overall, 1-3 non_conference		Q4: (H:161+)(N:201+)(A:241+) 4-5 overall, 2-1 non_conference	
NET S Opponent Score (H 1-15)(N 1-25)(A 1-40)		NET S Opponent Score (H 31-55)(N 51-75)(A 76-100)		NET S Opponent Score (H 76-100)(N 101-125)(A 126-150)		NET S Opponent Score (H 161-180)(N 181-200)(A 201-220)	
----- (H 16-30)(N 26-50)(A 41-75) ----- Upcoming Games		84 A Providence 59 69 1127 ----- (H 56-75)(N 76-100)(A 101-135) ----- 108 A South Fla. 54 60 1229 130 A Rutgers 55 90 1109 ----- Upcoming Games		160 H NJIT 80 90 1215 167 A Princeton 77 66 1121 191 A Holy Cross 49 67 1201 203 A Massachusetts 84 85 1221 ----- Upcoming Games 216 A Sacred Heart 0207 227 A St. Francis Brooklyn 0209		246 A Robert Morris 62 69 0103 249 H Army West Point 93 84 1212 257 A LIU Brooklyn 77 79 0119 268 A Wagner 60 66 0112 279 A Saint Francis (PA) 79 61 0105 281 H Central Conn. St. 96 103 0110 284 H Lafayette 76 80 1125 323 H Saint Peter's 83 74 1219 333 H Mt. St. Mary's 87 69 0121 ----- Upcoming Games 216 H Sacred Heart 0221 227 H St. Francis Brooklyn 0124 246 H Robert Morris 0202 257 H LIU Brooklyn 0131 268 H Wagner 0223 279 H Saint Francis (PA) 0214 281 A Central Conn. St. 0302 320 A Bryant 0126 320 H Bryant 0216 333 A Mt. St. Mary's 0228	

Non-Div I Games: NYIT	85	57	Queens (NY)	87	48
-----------------------	----	----	-------------	----	----

STRENGTH

RECORD

RECORD

OF SCHEDULE

Q1: (H:1-30)(N:1-50)(A:1-75) 0-0 overall, 0-0 non_conference				Q2: (H:31-75)(N:51-100)(A:76-135) 0-1 overall, 0-1 non_conference				Q3: (H:76-160)(N:101-200)(A:136-240) 5-6 overall, 4-3 non_conference				Q4: (H:161+)(N:201+)(A:241+) 2-4 overall, 1-2 non_conference			
NET	S	Opponent (H 1-15)(N 1-25)(A 1-40)	Score	NET	S	Opponent (H 31-55)(N 51-75)(A 76-100)	Score	NET	S	Opponent	Score	NET	S	Opponent	Score
		----- (H 16-30)(N 26-50)(A 41-75) ----- Upcoming Games				----- (H 56-75)(N 76-100)(A 101-135) ----- Upcoming Games				----- Upcoming Games				----- Upcoming Games	
50	A	Hofstra	0223	50	H	Hofstra	0124	225	A	Charlotte	64 59 1116	208	H	Delaware	0216
				101	A	Northeastern	0221	226	A	East Carolina	73 72 1109	209	H	William & Mary	0302
				115	A	Col. of Charleston	0131	228	A	Oakland	69 77 1123	240	H	Drexel	0214
								240	A	Drexel	68 73 0119	283	A	Towson	0209
										----- Upcoming Games		309	H	Elon	0228
								101	H	Northeastern	0126				
								222	A	UNCW	0202				

Loss Non-Conf H - HOME A-AWAY N-NEUTRAL

Average NET Win: 262

WON-LOST
RECORD

ROAD
RECORD

STRENGTH
OF SCHEDULE

Average NET Loss: 144

DIV. I ONLY	7- 8	4- 6	183		
DIV. I NON-CONF.	6- 8	4- 6	169		
	Quadrant 1	Quadrant 2	Quadrant 3	Quadrant 4	TOTALS
OVERALL	0-2	0-2	1-2	6-2	7- 8
HOME	0-0	0-0	0-1	3-1	3- 2
AWAY	0-2	0-2	1-1	3-1	4- 6
NEUTRAL	0-0	0-0	0-0	0-0	0- 0
NON-CONFERENCE	0-2	0-2	1-2	5-2	6- 8
HOME	0-0	0-0	0-1	2-1	2- 2
AWAY	0-2	0-2	1-1	3-1	4- 6
NEUTRAL	0-0	0-0	0-0	0-0	0- 0

Q1: (H:1-30)(N:1-50)(A:1-75) 0-2 overall, 0-2 non_conference					Q2: (H:31-75)(N:51-100)(A:76-135) 0-2 overall, 0-2 non_conference					Q3: (H:76-160)(N:101-200)(A:136-240) 1-2 overall, 1-2 non_conference					Q4: (H:161+)(N:201+)(A:241+) 6-2 overall, 5-2 non_conference								
NET	S	Opponent	Score		NET	S	Opponent	Score		NET	S	Opponent	Score		NET	S	Opponent	Score					
(H 1-15)(N 1-25)(A 1-40)					(H 31-55)(N 51-75)(A 76-100)					(H 76-160)(N 101-200)(A 136-240)					(H:161+)(N:201+)(A:241+)								
-----					-----					-----					-----								
(H 16-30)(N 26-50)(A 41-75)					(H 56-75)(N 76-100)(A 101-135)					Upcoming Games					Upcoming Games								
47	A	Syracuse	55	63	1201	88	A	UConn	74	91	1120	147	H	Colgate	57	73	1111	208	H	Delaware	56	73	1115
60	A	Toledo	70	86	1219	126	A	SMU	53	81	1222	160	A	NJIT	86	73	1117	235	H	Longwood	70	64	1217
-----					-----					-----					-----								
Upcoming Games					Upcoming Games					Upcoming Games					Upcoming Games								
74	A	Yale	0301		74	H	Yale	0216		148	A	Harvard	0209		243	H	Columbia	60 59 0119					
					92	A	Penn	0223		148	H	Harvard	0308		283	A	Towson	86 74 0109					
					129	A	Brown	0302		167	A	Princeton	0222		284	A	Lafayette	63 58 1128					
															295	H	Navy	61 50 1230					
															299	A	Niagara	74 77 1216					
															336	A	Binghamton	86 75 1106					

															Upcoming Games								
															167	H	Princeton	0202					
															193	H	Dartmouth	0309					
															243	A	Columbia	0126					









































Non-Div I Games: Johnson & Wales (76 61

SIINY Canton 86 44

STRENGTH

OF SCHEDULE

DIV. I ONLY		8- 10	5- 6	317	
DIV. I NON-CONF.		6- 6	4- 4	332	
	Quadrant 1	Quadrant 2	Quadrant 3	Quadrant 4	TOTALS
OVERALL	0-0	1-2	0-5	7-3	8- 10
HOME	0-0	0-1	0-1	3-2	3- 4
AWAY	0-0	1-1	0-4	4-1	5- 6
NEUTRAL	0-0	0-0	0-0	0-0	0- 0
NON-CONFERENCE	0-0	1-2	0-3	5-1	6- 6
HOME	0-0	0-1	0-0	2-1	2- 2
AWAY	0-0	1-1	0-3	3-0	4- 4
NEUTRAL	0-0	0-0	0-0	0-0	0- 0

Q1: (H:1-30)(N:1-50)(A:1-75) 0-0 overall, 0-0 non_conference				Q2: (H:31-75)(N:51-100)(A:76-135) 1-2 overall, 1-2 non_conference				Q3: (H:76-160)(N:101-200)(A:136-240) 0-5 overall, 0-3 non_conference				Q4: (H:161+)(N:201+)(A:241+) 7-3 overall, 5-1 non_conference			
NET	S	Opponent	Score	NET	S	Opponent	Score	NET	S	Opponent	Score	NET	S	Opponent	Score
(H 1-15)(N 1-25)(A 1-40)				(H 31-55)(N 51-75)(A 76-100)				147  Colgate 56  0119				163  Bucknell 87 80 0105			
-----				-----				164  Eastern Mich. 62  80 1117				217  UMass Lowell 79 60 1204			
(H 16-30)(N 26-50)(A 41-75)				(H 56-75)(N 76-100)(A 101-135)				193  Dartmouth 68  78 1213				249  Army West Point 82  86 0109			
-----				69  Vermont 72  78 1109				205  American 74  86 0102				286  Albany (NY) 71 61 1114			
Upcoming Games				101  Northeastern 77 74 1106				240  Drexel 67  86 1121				290  Loyola Maryland 73  81 0116			
-----				130  Rutgers 44  54 1123				-----				295  Navy 75 69 0112			
Upcoming Games				Upcoming Games				Upcoming Games				307  Nicholls St. 75 63 1215			
								147  Colgate 0202				309  Elon 65 58 1201			
								151  Lehigh 0126				314  Bethune-Cookman 66  74 1221			
								151  Lehigh 0216				343  New Hampshire 82 53 1128			
								163  Bucknell 0209				-----			
								191  Holy Cross 0218				Upcoming Games			
												191  Holy Cross 0130			
												205  American 0123			
												249  Army West Point 0213			
												284  Lafayette 0206			
												284  Lafayette 0227			
												290  Loyola Maryland 0223			
												295  Navy 0302			

Non-Div I Games: Emerson	94	57
--------------------------	----	----

Average NET Win: 266

WON-LOST
RECORD

ROAD
RECORD

STRENGTH
OF SCHEDULE

Average NET Loss: 166

DIV. I ONLY		5- 12		1- 9		185	
DIV. I NON-CONF.		3- 8		1- 5		259	
Quadrant 1		Quadrant 2		Quadrant 3		Quadrant 4	
OVERALL	0-2	0-3	0-3	0-3	0-3	5-4	5- 12
HOME	0-0	0-0	0-0	0-0	0-0	4-3	4- 3
AWAY	0-2	0-3	0-3	0-3	0-3	1-1	1- 9
NEUTRAL	0-0	0-0	0-0	0-0	0-0	0-0	0- 0
NON-CONFERENCE	0-2	0-2	0-0	0-0	0-0	3-4	3- 8
HOME	0-0	0-0	0-0	0-0	0-0	2-3	2- 3
AWAY	0-2	0-2	0-0	0-0	0-0	1-1	1- 5
NEUTRAL	0-0	0-0	0-0	0-0	0-0	0-0	0- 0

Q1: (H:1-30)(N:1-50)(A:1-75) 0-2 overall, 0-2 non_conference					Q2: (H:31-75)(N:51-100)(A:76-135) 0-3 overall, 0-2 non_conference					Q3: (H:76-160)(N:101-200)(A:136-240) 0-3 overall, 0-0 non_conference					Q4: (H:161+)(N:201+)(A:241+) 5-4 overall, 3-4 non_conference								
NET	S	Opponent	Score		NET	S	Opponent	Score		NET	S	Opponent	Score		NET	S	Opponent	Score					
(H 1-15)(N 1-25)(A 1-40)					(H 31-55)(N 51-75)(A 76-100)					(H 76-160)(N 101-200)(A 136-240)					(H 161+)(N 201+)(A 241+)								
22	A	Nevada	59	87	1116	99	A	Tulsa	78	88	1119	137	A	La.-Monroe	84	97	0103	195	H	Sam Houston St.	79	52	1201
-----					-----					-----					-----								
(H 16-30)(N 26-50)(A 41-75)					(H 56-75)(N 76-100)(A 101-135)					Upcoming Games					Upcoming Games								
65	A	Memphis	89	99	1219	103	A	Georgetown	94	102	1222	105	H	Texas St.			0216	229	H	Bradley	62	68	1204
-----					-----					-----					-----								
Upcoming Games					Upcoming Games					Upcoming Games					Upcoming Games								
					105 A Texas St. 62 80 0117					137 H La.-Monroe 0309					252 H Central Ark. 82 85 1208								
					120 A Georgia St. 0302					199 A Troy 0207					297 H South Alabama 91 62 0112								
					134 A Ga. Southern 0228					211 A Arkansas St. 0223					313 A Tennessee St. 83 67 1113								
															326 H Howard 97 76 1123								
															329 H Ark.-Pine Bluff 66 75 1124								

															Upcoming Games								
															179 H Louisiana 0307								
															186 H Coastal Caro. 0124								
															211 H Arkansas St. 0202								
															215 H UT Arlington 0214								
															292 H Appalachian St. 0126								
															297 A South Alabama 0209								

Non-Div I Games: Miles 67 47

Southeastern Okla 101 92

Average NET Win: 243

WON-LOST RECORD

ROAD RECORD

STRENGTH OF SCHEDULE

Average NET Loss: 160

DIV. I ONLY		9- 9	4- 7	282
DIV. I NON-CONF.		5- 7	2- 5	230
Quadrant 1		Quadrant 2	Quadrant 3	Quadrant 4
OVERALL	0-1	0-3	2-2	7-3
HOME	0-0	0-0	2-0	3-2
AWAY	0-1	0-3	0-2	4-1
NEUTRAL	0-0	0-0	0-0	0-0
NON-CONFERENCE	0-1	0-3	1-1	4-2
HOME	0-0	0-0	1-0	2-2
AWAY	0-1	0-3	0-1	2-0
NEUTRAL	0-0	0-0	0-0	0-0
				TOTALS
				9- 9
				5- 2
				4- 7
				0- 0
				5- 7
				3- 2
				2- 5
				0- 0

Q1: (H:1-30)(N:1-50)(A:1-75) 0-1 overall, 0-1 non_conference		Q2: (H:31-75)(N:51-100)(A:76-135) 0-3 overall, 0-3 non_conference		Q3: (H:76-160)(N:101-200)(A:136-240) 2-2 overall, 1-1 non_conference		Q4: (H:161+)(N:201+)(A:241+) 7-3 overall, 4-2 non_conference	
NET S Opponent Score (H 1-15)(N 1-25)(A 1-40)		NET S Opponent Score (H 31-55)(N 51-75)(A 76-100)		NET S Opponent Score (H 76-100)(N 101-200)(A 136-240)		NET S Opponent Score (H 161+)(N 201+)(A 241+)	
38 A Ohio St. 61 107 1111		82 A Dayton 80 91 1116		122 H South Dakota St. 104 88 0103		161 H Samford 66 74 1123	
(H 16-30)(N 26-50)(A 41-75)		(H 56-75)(N 76-100)(A 101-135)		144 H Akron 68 65 1205		192 H IUPUI 87 77 1218	
Upcoming Games		106 A UCLA 71 96 1106		171 A Miami (OH) 79 85 1208		231 H UMKC 73 90 1201	
		135 A Austin Peay 68 95 1215		212 A South Dakota 73 87 0113		244 A North Dakota St. 90 87 1230	
		Upcoming Games		Upcoming Games		269 A North Dakota 84 73 1229	
		122 A South Dakota St. 0221		183 A Omaha 0216		288 A Eastern Ill. 104 60 1128	
						296 A Cleveland St. 82 79 1125	
						298 H Oral Roberts 94 69 0110	
						304 A Western Ill. 58 87 0119	
						338 H South Carolina St. 72 68 1120	
						Upcoming Games	
						183 H Omaha 0124	
						212 H South Dakota 0130	
						244 H North Dakota St. 0302	
						269 H North Dakota 0228	
						298 A Oral Roberts 0202	
						304 H Western Ill. 0207	
						306 H Denver 0126	
						306 A Denver 0214	

Non-Div I Games:	Manchester	111 65	Siena Heights	106 45	Earlham	112 51
------------------	------------	--------	---------------	--------	---------	--------

Average NET Win: 270

WON-LOST RECORD

ROAD RECORD

STRENGTH OF SCHEDULE

Average NET Loss: 162

DIV. I ONLY	4- 10	2- 6	275
DIV. I NON-CONF.	1- 8	1- 4	175
Quadrant 1		Quadrant 2	Quadrant 3
OVERALL	0-2	0-1	1-3
HOME	0-0	0-0	0-1
AWAY	0-2	0-1	1-2
NEUTRAL	0-0	0-0	0-0
NON-CONFERENCE	0-2	0-1	1-2
HOME	0-0	0-0	0-1
AWAY	0-2	0-1	1-1
NEUTRAL	0-0	0-0	0-0
		Quadrant 4	TOTALS
		3-4	4- 10
		2-2	2- 3
		1-1	2- 6
		0-1	0- 1
		0-3	1- 8
		0-2	0- 3
		0-0	1- 4
		0-1	0- 1

Q1: (H:1-30)(N:1-50)(A:1-75) 0-2 overall, 0-2 non_conference					Q2: (H:31-75)(N:51-100)(A:76-135) 0-1 overall, 0-1 non_conference					Q3: (H:76-160)(N:101-200)(A:136-240) 1-3 overall, 1-2 non_conference					Q4: (H:161+)(N:201+)(A:241+) 3-4 overall, 0-3 non_conference								
NET	S	Opponent	Score		NET	S	Opponent	Score		NET	S	Opponent	Score		NET	S	Opponent	Score					
(H 1-15)(N 1-25)(A 1-40)					(H 31-55)(N 51-75)(A 76-100)					(H 76-160)(N 101-200)(A 136-240)					(H:161+)(N:201+)(A:241+)								
5	A	Tennessee	51	79	1202					105	H	Texas St.	55	61	1205	176	H	UTSA	50	64	1220		
										195	A	Sam Houston St.	50	72	0116	200	H	UTRGV	69	76	1112		
										200	A	UTRGV	59	68	1126	251	A	Lamar University	55	61	0105		
										215	A	UT Arlington	73	67	1116	252	H	Central Ark.	87	75	0102		
															275	H	New Orleans	76	61	0119			
															289	N	UC Davis	54	57	1117			
72	A	Oklahoma St.	59	69	1229	123	A	Louisiana Tech	68	73	1222	165	A	Abilene Christian				337	A	Northwestern St.	62	61	0109

Non-Div I Games:	Our Lady of the La	113	83	Huston-Tillotson	81	63	Howard Payne	81	34	St Marv's (TX)	61	58
------------------	--------------------	-----	----	------------------	----	----	--------------	----	----	----------------	----	----

Average NET Win: 249 WON-LOST ROAD STRENGTH
Average NET Loss: 144 RECORD RECORD OF SCHEDULE

DIV. I ONLY	9- 11	2- 7	205
DIV. I NON-CONF.	5- 7	1- 4	196

OVERALL	Quadrant 1	Quadrant 2	Quadrant 3
HOME	0-1	1-5	0-3
AWAY	0-0	0-1	0-1
NEUTRAL	0-1	1-4	0-2
NON-CONFERENCE	0-0	0-0	0-0
HOME	0-0	0-4	0-2
AWAY	0-0	0-1	0-1
NEUTRAL	0-0	0-3	0-1
		0-0	0-0
			8-2
			6-2
			1-0
			1-0
			5-1
			3-1
			1-0
			1-0
			9- 11
			6- 4
			2- 7
			1- 0
			5- 7
			3- 3
			1- 4
			1- 0

Q1: (H:1-30)(N:1-50)(A:1-75) 0-1 overall, 0-0 non_conference	Q2: (H:31-75)(N:51-100)(A:76-135) 1-5 overall, 0-4 non_conference	Q3: (H:76-160)(N:101-200)(A:136-240) 0-3 overall, 0-2 non_conference	Q4: (H:161+)(N:201+)(A:241+) 8-2 overall, 5-1 non_conference
NET S Opponent Score (H 1-15)(N 1-25)(A 1-40) ----- (H 16-30)(N 26-50)(A 41-75) 50 A Hofstra 75 89 1230 ----- Upcoming Games	NET S Opponent Score (H 31-55)(N 51-75)(A 76-100) 88 A UConn 65 97 1218 ----- (H 56-75)(N 76-100)(A 101-135) 61 H Temple 64 82 1222 101 A Northeastern 83 93 1228 115 A Col. of Charleston 79 78 0110 121 A Bowling Green 71 81 1125 130 A Rutgers 66 95 1111 ----- Upcoming Games 50 H Hofstra 0228	NET S Opponent Score 160 H NJIT 67 70 1128 164 A Eastern Mich. 62 66 1109 222 A UNCW 83 97 0112 ----- Upcoming Games 101 H Northeastern 0302 115 H Col. of Charleston 0209 208 A Delaware 0126 209 A William & Mary 0131 233 A James Madison 0214	NET S Opponent Score 209 H William & Mary 66 84 0105 233 H James Madison 73 68 0119 236 H Boston U. 86 67 1121 246 H Robert Morris 82 69 1201 259 N Quinnipiac 92 83 1216 273 H UMBC 76 91 1208 274 A La Salle 89 84 1117 283 H Towson 72 66 0117 290 H Loyola Maryland 95 86 1205 309 H Elon 79 65 0103 ----- Upcoming Games 208 H Delaware 0223 222 H UNCW 0207 283 A Towson 0216 309 A Elon 0202

Non-Div I Games: Brvn Athvn 118 41

Average NET Win: 222

WON-LOST

ROAD

STRENGTH

Average NET Loss: 146

DIV. I ONLY		6- 11	0- 6	109	
DIV. I NON-CONF.		4- 7	0- 3	191	
	Quadrant 1	Quadrant 2	Quadrant 3	Quadrant 4	TOTALS
OVERALL	0-3	0-1	1-3	5-4	6- 11
HOME	0-0	0-0	1-1	4-2	5- 3
AWAY	0-3	0-1	0-2	0-0	0- 6
NEUTRAL	0-0	0-0	0-0	1-2	1- 2
NON-CONFERENCE	0-1	0-1	0-2	4-3	4- 7
HOME	0-0	0-0	0-1	3-1	3- 2
AWAY	0-1	0-1	0-1	0-0	0- 3
NEUTRAL	0-0	0-0	0-0	1-2	1- 2

Q1: (H:1-30)(N:1-50)(A:1-75) 0-3 overall, 0-1 non_conference					Q2: (H:31-75)(N:51-100)(A:76-135) 0-1 overall, 0-1 non_conference					Q3: (H:76-160)(N:101-200)(A:136-240) 1-3 overall, 0-2 non_conference					Q4: (H:161+)(N:201+)(A:241+) 5-4 overall, 4-3 non_conference				
NET	S	Opponent (H 1-15)(N 1-25)(A 1-40)	Score		NET	S	Opponent (H 31-55)(N 51-75)(A 76-100)	Score		NET	S	Opponent	Score		NET	S	Opponent	Score	
6	A	Michigan	50	71	1222		-----			100	H	Colorado	56	93	1124	168	H	San Diego St.	62 48 0112
22	A	Nevada	52	67	0119		(H 56-75)(N 76-100)(A 101-135)			152	H	UNLV	106	88	0116	182	H	New Mexico	58 65 0102
		-----								177	A	Pacific	69	82	1201	194	H	Missouri St.	88 69 1128
		(H 16-30)(N 26-50)(A 41-75)			105	A	Texas St.	57	67	1109		-----			212	N	South Dakota	65 62 1118	
		-----					-----				Upcoming Games				230	N	High Point	62 69 1119	
42	A	Utah St.	62	79	0105		Upcoming Games			143	H	Boise St.		0122	249	H	Army West Point	61 66 1208	
		-----			42	H	Utah St.		0216	143	A	Boise St.		0309	273	N	UMBC	72 77 1116	
		Upcoming Games								152	A	UNLV		0212	300	H	UC Riverside	72 60 1228	
22	H	Nevada		0305						168	A	San Diego St.		0130	306	H	Denver	73 65 1205	
64	A	Fresno St.		0220								-----					Upcoming Games		
															224	H	Colorado St.		0202
															311	H	Wyoming		0206
															311	A	Wyoming		0302
															319	A	San Jose St.		0126
															319	H	San Jose St.		0223

Non-Div I Games:	Inhnsnn & Wales /	90	65
------------------	-------------------	----	----

Average NET Win: 286

WON-LOST RECORD

ROAD RECORD

STRENGTH OF SCHEDULE

Average NET Loss: 140

DIV. I ONLY	6- 11	3- 11	206
DIV. I NON-CONF.	1- 11	1- 11	68
Quadrant 1		Quadrant 2	Quadrant 3
OVERALL	0-3	0-2	1-5
HOME	0-0	0-0	0-0
AWAY	0-3	0-2	1-5
NEUTRAL	0-0	0-0	0-0
NON-CONFERENCE	0-3	0-2	1-5
HOME	0-0	0-0	0-0
AWAY	0-3	0-2	1-5
NEUTRAL	0-0	0-0	0-0
		Quadrant 4	TOTALS
		5-1	6- 11
		3-0	3- 0
		2-1	3- 11
		0-0	0- 0
		0-1	1- 11
		0-0	0- 0
		0-1	1- 11
		0-0	0- 0

Q1: (H:1-30)(N:1-50)(A:1-75) 0-3 overall, 0-3 non_conference					Q2: (H:31-75)(N:51-100)(A:76-135) 0-2 overall, 0-2 non_conference					Q3: (H:76-160)(N:101-200)(A:136-240) 1-5 overall, 1-5 non_conference					Q4: (H:161+)(N:201+)(A:241+) 5-1 overall, 0-1 non_conference								
NET	S	Opponent	Score		NET	S	Opponent	Score		NET	S	Opponent	Score		NET	S	Opponent	Score					
(H 1-15)(N 1-25)(A 1-40)					(H 31-55)(N 51-75)(A 76-100)					(H:76-160)(N:101-200)(A:136-240)					(H:161+)(N:201+)(A:241+)								
-----					-----					-----					-----								
(H 16-30)(N 26-50)(A 41-75)					(H 56-75)(N 76-100)(A 101-135)																		
45	A	Murray St.	67	83	1201	90	A	Georgia Tech	54	65	1123	149	A	Winthrop	62	76	1229	213	H	Texas Southern	79	73	0112
49	A	Baylor	80	91	1112							169	A	Seattle U	64	***	1220	251	A	Lamar University	67	74	1117
58	A	UNC Greensboro	66	74	1119	123	A	Louisiana Tech	68	82	1204	179	A	Louisiana	90	***	1211	302	H	Grambling	83	66	0121
-----					-----																		
Upcoming Games					Upcoming Games																		

Non-Div I Games: Huston-Tillotson 81 65

Average NET Win: 292 WON-LOST ROAD STRENGTH
Average NET Loss: 184 RECORD RECORD OF SCHEDULE

DIV. I ONLY	3- 10	1- 6	311
DIV. I NON-CONF.	3- 9	1- 5	307
Quadrant 1		Quadrant 2	Quadrant 3
OVERALL	0-1	0-2	0-4
HOME	0-0	0-0	0-1
AWAY	0-1	0-2	0-2
NEUTRAL	0-0	0-0	0-1
NON-CONFERENCE	0-1	0-2	0-3
HOME	0-0	0-0	0-1
AWAY	0-1	0-2	0-1
NEUTRAL	0-0	0-0	0-1
		Quadrant 4	TOTALS
		3-3	3- 10
		1-1	1- 2
		1-1	1- 6
		1-1	1- 2
		3-3	3- 9
		1-1	1- 2
		1-1	1- 5
		1-1	1- 2

Q1: (H:1-30)(N:1-50)(A:1-75) 0-1 overall, 0-1 non_conference			Q2: (H:31-75)(N:51-100)(A:76-135) 0-2 overall, 0-2 non_conference			Q3: (H:76-160)(N:101-200)(A:136-240) 0-4 overall, 0-3 non_conference			Q4: (H:161+)(N:201+)(A:241+) 3-3 overall, 3-3 non_conference		
NET S Opponent Score			NET S Opponent Score			NET S Opponent Score			NET S Opponent Score		
(H 1-15)(N 1-25)(A 1-40)			(H 31-55)(N 51-75)(A 76-100)			(H 76-160)(N 101-200)(A 136-240)			(H:161+)(N:201+)(A:241+)		
-----			-----			-----			-----		
(H 16-30)(N 26-50)(A 41-75)			(H 56-75)(N 76-100)(A 101-135)								
57 A Northwestern 54 75 1230			124 A Boston College 73 82 1212			147 H Colgate 62 64 1205			208 H Delaware 86 87 1202		
-----			130 A Rutgers 65 68 1222			190 N FIU 87 98 1117			221 N Iona 74 71 1209		
Upcoming Games			-----			218 A Fordham 69 70 1118			260 N Youngstown St. 83 94 1116		
74 A Yale 0302			Upcoming Games			234 A Cornell 59 60 0119			276 A Marist 76 82 1110		
			74 H Yale 0215			Upcoming Games			320 H Bryant 90 68 1207		
			92 A Penn 0222			92 H Penn 0202			336 A Binghamton 65 63 0102		
			129 A Brown 0301			129 H Brown 0216			-----		
						148 A Harvard 0208			Upcoming Games		
						148 H Harvard 0309			167 H Princeton 0201		
						167 A Princeton 0223			193 H Dartmouth 0308		
						193 A Dartmouth 0209			234 H Cornell 0126		

Non-Div I Games: St. Joseph's (Brkln 85 38 Elmira 102 63

STRENGTH

OF SCHEDULE

Q1: (H:1-30)(N:1-50)(A:1-75) 0-4 overall, 0-3 non_conference					Q2: (H:31-75)(N:51-100)(A:76-135) 0-3 overall, 0-1 non_conference					Q3: (H:76-160)(N:101-200)(A:136-240) 1-2 overall, 1-0 non_conference					Q4: (H:161+)(N:201+)(A:241+) 4-3 overall, 4-3 non_conference				
NET S	Opponent (H 1-15)(N 1-25)(A 1-40)	Score			NET S	Opponent (H 31-55)(N 51-75)(A 76-100)	Score			NET S	Opponent	Score			NET S	Opponent	Score		
6	A Michigan	62	70	1215	82	A Dayton	72	85	1219	140	A Kent St.	73	88	0108	173	H Detroit Mercy	89	76	1106
10	H Buffalo	79	88	0115		-----				144	A Akron	48	56	0105	260	A Youngstown St.	88	77	1208
24	A Ole Miss	64	90	1110		(H 56-75)(N 76-100)(A 101-135)				228	A Oakland	85	77	1113	287	H Milwaukee	66	67	1222
32	A Cincinnati	52	78	1119		-----					Upcoming Games				300	H UC Riverside	73	64	1230
	(H 16-30)(N 26-50)(A 41-75)				60	H Toledo	77	85	0112	121	H Bowling Green			0205	307	N Nicholls St.	61	62	1124
	-----				121	A Bowling Green	48	79	0119	136	H Northern III.			0212	331	H USC Upstate	66	71	1201
	Upcoming Games					Upcoming Games				136	A Northern III.			0226		Upcoming Games			
60	A Toledo			0305	77	A Ball St.			0209	140	H Kent St.			0129	164	H Eastern Mich.			0126
										141	A Central Mich.			0202	171	H Miami (OH)			0216
										141	H Central Mich.			0308					
										155	A Ohio			0122					
										164	A Eastern Mich.			0223					

Western Michigan

Loss Non-Conf H - HOME A-AWAY N-NEUTRAL

Average NET Win: 294

WON-LOST
RECORD

ROAD
RECORD

STRENGTH
OF SCHEDULE

Average NET Loss: 166

DIV. I ONLY		8- 9	4- 8	336
DIV. I NON-CONF.		3- 8	1- 7	333
Quadrant 1		Quadrant 2	Quadrant 3	Quadrant 4
OVERALL	0-2	0-1	1-3	7-3
HOME	0-0	0-0	0-0	4-1
AWAY	0-2	0-1	1-3	3-2
NEUTRAL	0-0	0-0	0-0	0-0
NON-CONFERENCE	0-2	0-1	0-3	3-2
HOME	0-0	0-0	0-0	2-1
AWAY	0-2	0-1	0-3	1-1
NEUTRAL	0-0	0-0	0-0	0-0
				TOTALS
				8- 9
				4- 1
				4- 8
				0- 0
				3- 8
				2- 1
				1- 7
				0- 0

Q1: (H:1-30)(N:1-50)(A:1-75) 0-2 overall, 0-2 non_conference			Q2: (H:31-75)(N:51-100)(A:76-135) 0-1 overall, 0-1 non_conference			Q3: (H:76-160)(N:101-200)(A:136-240) 1-3 overall, 0-3 non_conference			Q4: (H:161+)(N:201+)(A:241+) 7-3 overall, 3-2 non_conference		
NET S Opponent Score			NET S Opponent Score			NET S Opponent Score			NET S Opponent Score		
(H 1-15)(N 1-25)(A 1-40)			(H 31-55)(N 51-75)(A 76-100)			(H 76-160)(N 101-200)(A 136-240)			(H:161+)(N:201+)(A:241+)		
14 A Louisville 59 73 1221			98 A Southern California 62 83 1106			153 A Rider 50 69 1215			232 H Fairleigh Dickinson 69 62 0103		
15 A Purdue 46 84 1123						194 A Missouri St. 60 74 1109			255 A Canisius 62 68 1205		
						227 A St. Francis Brooklyn 52 49 0110			257 A LIU Brooklyn 73 80 0112		
						240 A Drexel 69 82 1201			260 H Youngstown St. 76 56 1128		
									267 H Siena 71 74 1208		
						Upcoming Games			281 A Central Conn. St. 70 59 0121		
						216 A Sacred Heart 0228			320 A Bryant 79 65 0119		
						232 A Fairleigh Dickinson 0202			333 H Mt. St. Mary's 62 59 0105		
									348 A Stetson 81 72 1119		
									351 H Mississippi Val. 68 59 1117		
									Upcoming Games		
									216 H Sacred Heart 0124		
									227 H St. Francis Brooklyn 0223		
									257 H LIU Brooklyn 0221		
									268 H Wagner 0126		
									268 A Wagner 0302		
									279 H Saint Francis (PA) 0131		
									279 A Saint Francis (PA) 0216		
									281 H Central Conn. St. 0209		
									320 H Bryant 0207		
									333 A Mt. St. Mary's 0214		

Non-Div I Games: Hord	108 51	Mount Aloysius	104 57
-----------------------	--------	----------------	--------

Average NET Win: 255

Average NET Loss: 81

WON-LOST
RECORD

ROAD
RECORD

STRENGTH
OF SCHEDULE

DIV. I ONLY		5- 13		0- 6		43	
DIV. I NON-CONF.		5- 7		0- 2		64	
Quadrant 1		Quadrant 2		Quadrant 3		Quadrant 4	
OVERALL	0-4		0-7		0-1		5-1
HOME	0-0		0-3		0-0		5-1
AWAY	0-3		0-2		0-1		0-0
NEUTRAL	0-1		0-2		0-0		0-0
NON-CONFERENCE	0-3		0-3		0-0		5-1
HOME	0-0		0-1		0-0		5-1
AWAY	0-2		0-0		0-0		0-0
NEUTRAL	0-1		0-2		0-0		0-0
						TOTALS	
						5- 13	
						5- 4	
						0- 6	
						0- 3	
						5- 7	
						5- 2	
						0- 2	
						0- 3	

Q1: (H:1-30)(N:1-50)(A:1-75) 0-4 overall, 0-3 non_conference				Q2: (H:31-75)(N:51-100)(A:76-135) 0-7 overall, 0-3 non_conference				Q3: (H:76-160)(N:101-200)(A:136-240) 0-1 overall, 0-0 non_conference				Q4: (H:161+)(N:201+)(A:241+) 5-1 overall, 5-1 non_conference			
NET S Opponent Score	(H 1-15)(N 1-25)(A 1-40)			NET S Opponent Score	(H 31-55)(N 51-75)(A 76-100)			NET S Opponent Score	(H 76-160)(N 101-200)(A 136-240)			NET S Opponent Score	(H:161+)(N:201+)(A:241+)		
37	A	Washington	52 71 0119	39	H	San Francisco	60 79 1205	197	A	Washington St.	59 82 0117	168	H	San Diego St.	89 83 1208
(H 16-30)(N 26-50)(A 41-75)				54	H	Arizona	65 87 0112	Upcoming Games				169	H	Seattle U	73 82 1229
40	N	St. John's (NY)	79 82 1119	61	N	Temple	59 76 1120	98	H	Southern California	0216	185	H	Santa Clara	78 66 1126
48	A	Saint Mary's (CA)	71 84 1201	74	N	Yale	59 76 1109	100	H	Colorado	0124	271	H	Hampton	80 66 1113
64	A	Fresno St.	73 95 1219	98	A	Southern California	73 82 0103	104	H	Utah	0126	319	H	San Jose St.	88 80 1221
Upcoming Games				(H 56-75)(N 76-100)(A 101-135)				106	H	UCLA	0213	332	H	Cal Poly	67 66 1215
54	A	Arizona	0221	70	H	Arizona St.	66 80 0109	113	H	Stanford	0203	Upcoming Games			
68	A	Oregon	0206	106	A	UCLA	83 98 0105	Upcoming Games				197	H	Washington St.	0302
70	A	Arizona St.	0224	Upcoming Games											
73	A	Oregon St.	0209	37	H	Washington	0228								
				113	A	Stanford	0307								

Non-Div I Games:

Average NET Win: 257

Average NET Loss: 151

WON-LOST
RECORD

ROAD
RECORD

STRENGTH
OF SCHEDULE

DIV. I ONLY	7- 8	2- 4	270
DIV. I NON-CONF.	4- 7	0- 4	217
Quadrant 1		Quadrant 2	Quadrant 3
OVERALL	0-0	0-2	2-4
HOME	0-0	0-0	1-1
AWAY	0-0	0-2	0-2
NEUTRAL	0-0	0-0	1-1
NON-CONFERENCE	0-0	0-2	1-3
HOME	0-0	0-0	0-0
AWAY	0-0	0-2	0-2
NEUTRAL	0-0	0-0	1-1
		Quadrant 4	TOTALS
		5-2	7- 8
		1-2	2- 3
		2-0	2- 4
		2-0	3- 1
		3-2	4- 7
		1-2	1- 2
		0-0	0- 4
		2-0	3- 1

Q1: (H:1-30)(N:1-50)(A:1-75) 0-0 overall, 0-0 non_conference			Q2: (H:31-75)(N:51-100)(A:76-135) 0-2 overall, 0-2 non_conference			Q3: (H:76-160)(N:101-200)(A:136-240) 2-4 overall, 1-3 non_conference			Q4: (H:161+)(N:201+)(A:241+) 5-2 overall, 3-2 non_conference		
NET S Opponent Score			NET S Opponent Score			NET S Opponent Score			NET S Opponent Score		
(H 1-15)(N 1-25)(A 1-40)			(H 31-55)(N 51-75)(A 76-100)			(H 76-160)(N 101-200)(A 136-240)			(H:161+)(N:201+)(A:241+)		
-----			93 A Miami (FL) 62 73 1229			135 N Austin Peay 78 72 1118			186 H Coastal Caro. 75 85 1109		
(H 16-30)(N 26-50)(A 41-75)			-----			135 N Austin Peay 75 88 1221			220 H The Citadel 76 82 1218		
-----			(H 56-75)(N 76-100)(A 101-135)			149 H Winthrop 86 90 0110			222 H UNCW 97 93 1106		
Upcoming Games			103 A Georgetown 85 93 1124			155 A Ohio 73 81 1112			293 A Charleston So. 73 72 0119		
-----			Upcoming Games			157 H Gardner-Webb 72 61 0105			317 N Alabama St. 70 69 1222		
			91 A Radford 0130			165 A Abilene Christian 68 83 1204			325 N Florida A&M 66 59 1116		
						Upcoming Games			353 A UNC Asheville 70 53 0116		
						91 H Radford 0302			Upcoming Games		
						202 A Presbyterian 0216			202 H Presbyterian 0124		
						230 A High Point 0207			230 H High Point 0221		
									271 H Hampton 0213		
									331 H USC Upstate 0209		
									331 A USC Upstate 0227		

Non-Div I Games:	Trinity Rantist	79 29	Allen	95 48	Central Penn	100 53
------------------	-----------------	-------	-------	-------	--------------	--------

Average NET Win:	261	WON-LOST	ROAD	STRENGTH
Average NET Loss:	188	RECORD	RECORD	OF SCHEDULE

DIV. I ONLY	8- 10	2- 6	274
DIV. I NON-CONF.	4- 8	1- 5	272

Quadrant 1	Quadrant 2	Quadrant 3	Quadrant 4
OVERALL 0-1	0-1	2-3	6-5
HOME 0-0	0-0	1-0	5-2
AWAY 0-1	0-1	1-3	1-1
NEUTRAL 0-0	0-0	0-0	0-2
NON-CONFERENCE 0-1	0-1	0-3	4-3
HOME 0-0	0-0	0-0	3-1
AWAY 0-1	0-1	0-3	1-0
NEUTRAL 0-0	0-0	0-0	0-2
TOTALS			
8- 10			
6- 2			
2- 6			
0- 2			
4- 8			
3- 1			
1- 5			
0- 2			

Q1: (H:1-30)(N:1-50)(A:1-75) 0-1 overall, 0-1 non_conference	Q2: (H:31-75)(N:51-100)(A:76-135) 0-1 overall, 0-1 non_conference	Q3: (H:76-160)(N:101-200)(A:136-240) 2-3 overall, 0-3 non_conference	Q4: (H:161+)(N:201+)(A:241+) 6-5 overall, 4-3 non_conference
NET S Opponent Score (H 1-15)(N 1-25)(A 1-40)	NET S Opponent Score (H 31-55)(N 51-75)(A 76-100)	NET S Opponent Score (H 76-100)(N 101-135)(A 136-170)	NET S Opponent Score (H 161-200)(N 201-240)(A 241-280)
2 A Duke 72 94 1111	129 A Brown 66 86 1118	147 H Colgate 91 81 0116 160 A NJIT 72 77 1204 171 A Miami (OH) 55 85 1124 232 A Fairleigh Dickinson 84 93 1212 236 A Boston U. 86 82 0109	163 H Bucknell 63 64 0102 216 N Sacred Heart 78 79 1116 217 N UMass Lowell 85 92 1117 241 A Air Force 66 61 1208 272 H Fairfield 63 60 1201 276 H Marist 73 69 1106 284 H Lafayette 77 69 0105 290 A Loyola Maryland 64 66 0112 295 H Navy 72 61 0119 299 H Niagara 66 78 1222 336 H Binghamton 67 56 1128
Upcoming Games	Upcoming Games	Upcoming Games 147 A Colgate 0130 151 H Lehigh 0202 151 A Lehigh 0220 163 A Bucknell 0302 191 A Holy Cross 0206 205 A American 0209	Upcoming Games 191 H Holy Cross 0123 205 H American 0224 236 H Boston U. 0213 284 A Lafayette 0126 290 H Loyola Maryland 0227 295 A Navy 0216

Non-Div I Games: SINY Maritime 91 40

STRENGTH

STRENGTH OF SCHEDULE

[illegible]

Non-Div I Games: Rivan	79	45	Hiwassee	95	62	Cumberland (TN)	92	61
------------------------	----	----	----------	----	----	-----------------	----	----

Average NET Win: 228

WON-LOST RECORD

ROAD RECORD

STRENGTH OF SCHEDULE

Average NET Loss: 193

DIV. I ONLY	4- 10	1- 9	310
DIV. I NON-CONF.	3- 6	1- 6	148
Quadrant 1		Quadrant 2	Quadrant 3
OVERALL	0-1	0-2	1-3
HOME	0-0	0-0	0-0
AWAY	0-1	0-2	1-3
NEUTRAL	0-0	0-0	0-0
NON-CONFERENCE	0-1	0-2	1-3
HOME	0-0	0-0	0-0
AWAY	0-1	0-2	1-3
NEUTRAL	0-0	0-0	0-0
		Quadrant 4	TOTALS
		3-4	4- 10
		3-1	3- 1
		0-3	1- 9
		0-0	0- 0
		2-0	3- 6
		2-0	2- 0
		0-0	1- 6
		0-0	0- 0

Q1: (H:1-30)(N:1-50)(A:1-75) 0-1 overall, 0-1 non_conference		Q2: (H:31-75)(N:51-100)(A:76-135) 0-2 overall, 0-2 non_conference		Q3: (H:76-160)(N:101-200)(A:136-240) 1-3 overall, 1-3 non_conference		Q4: (H:161+)(N:201+)(A:241+) 3-4 overall, 2-0 non_conference	
NET S Opponent Score (H 1-15)(N 1-25)(A 1-40)		NET S Opponent Score (H 31-55)(N 51-75)(A 76-100)		NET S Opponent Score (H 76-100)(N 101-135)(A 136-170)		NET S Opponent Score (H 161-200)(N 201-240)(A 241-280)	
7 A Houston 56 79 1204		90 A Georgia Tech 69 88 1109		170 A CSU Bakersfield 65 86 1213		213 H Texas Southern 80 72 1219	
				200 A UTRGV 75 77 1123		239 H A&M-Corpus Christi 61 55 0105	
				219 A Rice 75 68 1201		242 H Prairie View 74 67 1117	
				226 A East Carolina 78 84 1111		252 A Central Ark. 68 75 0112	
				Upcoming Games		266 A Houston Baptist 82 88 0102	
				195 A Sam Houston St. 0126		275 H New Orleans 71 78 0109	
				239 A A&M-Corpus Christi 0223		316 A Southeastern La. 69 76 0116	
						Upcoming Games	
						165 H Abilene Christian 0206	
						195 H Sam Houston St. 0216	
						266 H Houston Baptist 0227	
						280 A SFA 0209	
						280 H SFA 0302	
						307 A Nicholls St. 0130	
						312 H McNeese 0309	
						337 H Northwestern St. 0213	
						340 H Incarnate Word 0123	
						340 A Incarnate Word 0220	

Non-Div I Games:	Huston-Tillotson	79 59	Howard Payne	121 32	Arlington Baptist	105 40	Champion Chris	122 58
------------------	------------------	-------	--------------	--------	-------------------	--------	----------------	--------

Average NET Win:	281	WON-LOST	ROAD	STRENGTH
Average NET Loss:	114	RECORD	RECORD	OF SCHEDULE

DIV. I ONLY		6- 10	3- 9	273	
DIV. I NON-CONF.		2- 8	1- 8	113	
	Quadrant 1	Quadrant 2	Quadrant 3	Quadrant 4	TOTALS
OVERALL	0-5	0-1	1-3	5-1	6- 10
HOME	0-0	0-0	0-0	3-1	3- 1
AWAY	0-5	0-1	1-3	2-0	3- 9
NEUTRAL	0-0	0-0	0-0	0-0	0- 0
NON-CONFERENCE	0-5	0-1	1-2	1-0	2- 8
HOME	0-0	0-0	0-0	1-0	1- 0
AWAY	0-5	0-1	1-2	0-0	1- 8
NEUTRAL	0-0	0-0	0-0	0-0	0- 0

Q1: (H:1-30)(N:1-50)(A:1-75) 0-5 overall, 0-5 non_conference						Q2: (H:31-75)(N:51-100)(A:76-135) 0-1 overall, 0-1 non_conference						Q3: (H:76-160)(N:101-200)(A:136-240) 1-3 overall, 1-2 non_conference						Q4: (H:161+)(N:201+)(A:241+) 5-1 overall, 1-0 non_conference																	
NET	S	Opponent	Score			NET	S	Opponent	Score			NET	S	Opponent	Score			NET	S	Opponent	Score														
(H 1-15)(N 1-25)(A 1-40)						(H 31-55)(N 51-75)(A 76-100)						(H 76-160)(N 101-200)(A 136-240)						(H 161+)(N 201+)(A:241+)																	
14	A	Louisville	41	86	1205	79	A	Missouri	55	68	1106	182	A	New Mexico	70	82	1216	195	H	Sam Houston St.	69	78	0109												
34	A	Indiana	53	86	1219							199	A	Troy	77	82	1118	237	H	Little Rock	78	65	1128												
-----						(H 56-75)(N 76-100)(A 101-135)						-----						251						H	Lamar University	75	68	0112							
(H 16-30)(N 26-50)(A 41-75)						-----						Upcoming Games						307						H	Nicholls St.	74	68	0119							
55	A	Pittsburgh	71	97	1115	Upcoming Games						165						A	Abilene Christian			0126	316	A	Southeastern La.	73	71	0105							
67	A	Saint Louis	61	73	1124							195						A	Sam Houston St.			0306	340	A	Incarnate Word	77	60	0116							
72	A	Oklahoma St.	73	82	1221													-----						Upcoming Games											
-----																								-----						Upcoming Games					
Upcoming Games																																			

Non-Div I Games: Hendrix	99	73	Ozarks (AR)	93	52	Lynn	62	47
--------------------------	----	----	-------------	----	----	------	----	----

Average NET Win: 330

WON-LOST RECORD

ROAD RECORD

STRENGTH OF SCHEDULE

Average NET Loss: 104

DIV. I ONLY		8- 9	5- 7	289
DIV. I NON-CONF.		3- 9	2- 7	74
Quadrant 1		Quadrant 2	Quadrant 3	Quadrant 4
OVERALL	0-4	0-2	0-2	8- 9
HOME	0-0	0-1	0-0	3- 2
AWAY	0-4	0-1	0-2	5- 7
NEUTRAL	0-0	0-0	0-0	0- 0
NON-CONFERENCE	0-4	0-2	0-2	3- 9
HOME	0-0	0-1	0-0	1- 2
AWAY	0-4	0-1	0-2	2- 7
NEUTRAL	0-0	0-0	0-0	0- 0

Q1: (H:1-30)(N:1-50)(A:1-75) 0-4 overall, 0-4 non_conference			Q2: (H:31-75)(N:51-100)(A:76-135) 0-2 overall, 0-2 non_conference			Q3: (H:76-160)(N:101-200)(A:136-240) 0-2 overall, 0-2 non_conference			Q4: (H:161+)(N:201+)(A:241+) 8-1 overall, 3-1 non_conference		
NET S Opponent Score			NET S Opponent Score			NET S Opponent Score			NET S Opponent Score		
(H 1-15)(N 1-25)(A 1-40)			(H 31-55)(N 51-75)(A 76-100)			(H 76-160)(N 101-200)(A 136-240)			(H:161+)(N:201+)(A:241+)		
12 A Virginia Tech 60 82 1219						174 A Wake Forest 78 90 1110			202 H Presbyterian 70 75 1201		
20 A Maryland 59 82 1112						226 A East Carolina 57 77 1228			281 H Central Conn. St. 72 60 1129		
									313 A Tennessee St. 78 76 1215		
(H 16-30)(N 26-50)(A 41-75)			(H 56-75)(N 76-100)(A 101-135)			Upcoming Games			327 H Morgan St. 57 53 0119		
50 A Hofstra 72 92 1114			58 H UNC Greensboro 66 74 1106						333 A Mt. St. Mary's 74 60 1121		
66 A Minnesota 67 86 1221			125 A Marshall 71 95 1119						338 A South Carolina St. 80 77 0105		
									346 H Coppin St. 80 71 0121		
Upcoming Games			Upcoming Games						350 A Delaware St. 93 70 0112		
									352 A UMES 67 58 0114		
									Upcoming Games		
									258 A Norfolk St. 0218		
									314 A Bethune-Cookman 0204		
									322 A N.C. Central 0126		
									322 H N.C. Central 0307		
									325 A Florida A&M 0202		
									325 A Florida A&M 0302		
									326 A Howard 0216		
									338 H South Carolina St. 0223		
									342 H Savannah St. 0225		
									350 H Delaware St. 0209		
									352 H UMES 0211		

Non-Div I Games: Greensboro 92 67

Mid-Atlantic Chris 104 56

Average NET Win: 277 WON-LOST ROAD STRENGTH
Average NET Loss: 106 RECORD RECORD OF SCHEDULE

DIV. I ONLY	5- 12	1- 9	107
DIV. I NON-CONF.	2- 9	0- 6	60
Quadrant 1		Quadrant 2	Quadrant 3
OVERALL	0-2	0-6	0-3
HOME	0-0	0-1	0-1
AWAY	0-2	0-5	0-2
NEUTRAL	0-0	0-0	0-0
NON-CONFERENCE	0-1	0-4	0-3
HOME	0-0	0-1	0-1
AWAY	0-1	0-3	0-2
NEUTRAL	0-0	0-0	0-0
		Quadrant 4	TOTALS
		5-1	5- 12
		3-0	3- 2
		1-0	1- 9
		1-1	1- 1
		2-1	2- 9
		1-0	1- 2
		0-0	0- 6
		1-1	1- 1

Q1: (H:1-30)(N:1-50)(A:1-75) 0-2 overall, 0-1 non_conference						Q2: (H:31-75)(N:51-100)(A:76-135) 0-6 overall, 0-4 non_conference						Q3: (H:76-160)(N:101-200)(A:136-240) 0-3 overall, 0-3 non_conference						Q4: (H:161+)(N:201+)(A:241+) 5-1 overall, 2-1 non_conference					
NET	S	Opponent	Score			NET	S	Opponent	Score			NET	S	Opponent	Score			NET	S	Opponent	Score		
(H 1-15)(N 1-25)(A 1-40)						(H 31-55)(N 51-75)(A 76-100)						(H 76-160)(N 101-200)(A 136-240)						(H 161+)(N 201+)(A 241+)					
-----						-----						-----						-----					
(H 16-30)(N 26-50)(A 41-75)						(H 56-75)(N 76-100)(A 101-135)						Upcoming Games						Upcoming Games					
45	A	Murray St.	69	90	0103	46	H	Lipscomb	55	87	1125	109	H	Northern Ky.	71	93	1127	192	H	IUPUI	74	70	1221
47	A	Syracuse	70	84	1110	79	A	Missouri	61	75	1229	145	A	Wright St.	67	78	1218	206	N	Green Bay	70	87	1117
						87	A	Belmont	60	77	0110	161	A	Samford	72	77	1213	231	N	UMKC	99	89	1116
Upcoming Games						Upcoming Games						Upcoming Games						Upcoming Games					
						125	A	Marshall	64	76	1210	87	H	Belmont			0209	313	A	Tennessee St.	74	61	0112
						135	A	Austin Peay	67	81	0105	119	H	Jacksonville St.			0126	315	H	Southeast Mo. St.	73	69	0117
						Upcoming Games						Upcoming Games						Upcoming Games					
						45	H	Murray St.			0228	135	H	Austin Peay			0216	334	H	UT Martin	85	77	0119
						119	A	Jacksonville St.			0221	223	A	Eastern Ky.			0302						

M
o
r
e
h
e
a
d
S
t
.

M
o
r
e
h
e
a
d
S
t
.

Non-Div I Games: Kv Christian 102 82 Ohio-Chillicothe 103 50

Average NET Win: 256 WON-LOST RECORD ROAD RECORD STRENGTH OF SCHEDULE
Average NET Loss: 132

DIV. I ONLY	7- 11	6- 3	154
DIV. I NON-CONF.	3- 9	2- 3	80
<hr/>			
	Quadrant 1	Quadrant 2	Quadrant 3
OVERALL	0-3	0-1	1-5
HOME	0-1	0-0	0-2
AWAY	0-1	0-0	1-2
NEUTRAL	0-1	0-1	0-1
NON-CONFERENCE	0-3	0-1	1-4
HOME	0-1	0-0	0-1
AWAY	0-1	0-0	1-2
NEUTRAL	0-1	0-1	0-1
			Quadrant 4
			6-2
			1-2
			5-0
			0-0
			2-1
			1-1
			1-0
			0-0
			TOTALS
			7- 11
			1- 5
			6- 3
			0- 3
			3- 9
			1- 3
			2- 3
			0- 3

Q1: (H:1-30)(N:1-50)(A:1-75) 0-3 overall, 0-3 non_conference				Q2: (H:31-75)(N:51-100)(A:76-135) 0-1 overall, 0-1 non_conference				Q3: (H:76-160)(N:101-200)(A:136-240) 1-5 overall, 1-4 non_conference				Q4: (H:161+)(N:201+)(A:241+) 6-2 overall, 2-1 non_conference			
NET S Opponent Score				NET S Opponent Score				NET S Opponent Score				NET S Opponent Score			
(H 1-15)(N 1-25)(A 1-40)				(H 31-55)(N 51-75)(A 76-100)				(H 76-160)(N 101-200)(A 136-240)				(H:161+)(N:201+)(A:241+)			
10 H Buffalo 72 87 1229				65 N Memphis 63 71 1123				129 H Brown 90 97 0108				221 H Iona 70 88 0113			
(H 16-30)(N 26-50)(A 41-75)				(H 56-75)(N 76-100)(A 101-135)				146 N UAB 58 68 1125				246 H Robert Morris 68 62 1205			
28 N Villanova 56 83 1122								153 H Rider 73 82 0111				259 A Quinnipiac 65 63 0117			
41 A Florida St. 61 93 1119								163 A Bucknell 82 73 1113				267 A Siena 70 66 0105			
Upcoming Games				Upcoming Games				181 A St. Bonaventure 55 70 1128				272 A Fairfield 73 68 0119			
								191 A Holy Cross 63 65 1220				276 A Marist 75 72 0103			
								Upcoming Games				286 H Albany (NY) 66 75 1117			
								153 A Rider 0208				309 A Elon 92 91 1216			
								221 A Iona 0224				Upcoming Games			
												259 H Quinnipiac 0201			
												267 H Siena 0301			
												272 H Fairfield 0215			
												276 H Marist 0204			
												277 H Monmouth 0124			
												277 A Monmouth 0222			
												299 A Niagara 0130			
												299 H Niagara 0227			
												323 A Saint Peter's 0210			
												335 H Manhattan 0217			

Non-Div I Games:

Average NET Win: 277

WON-LOST RECORD

ROAD RECORD

STRENGTH OF SCHEDULE

Average NET Loss: 136

DIV. I ONLY		5- 13	3- 6	173	
DIV. I NON-CONF.		3- 10	2- 4	58	

	Quadrant 1	Quadrant 2	Quadrant 3	Quadrant 4	TOTALS
OVERALL	0-3	0-2	1-5	4-3	5- 13
HOME	0-0	0-1	1-1	1-1	2- 3
AWAY	0-2	0-0	0-3	3-1	3- 6
NEUTRAL	0-1	0-1	0-1	0-1	0- 4
NON-CONFERENCE	0-3	0-1	1-4	2-2	3- 10
HOME	0-0	0-0	1-1	0-1	1- 2
AWAY	0-2	0-0	0-2	2-0	2- 4
NEUTRAL	0-1	0-1	0-1	0-1	0- 4

Q1: (H:1-30)(N:1-50)(A:1-75) 0-3 overall, 0-3 non_conference		Q2: (H:31-75)(N:51-100)(A:76-135) 0-2 overall, 0-1 non_conference		Q3: (H:76-160)(N:101-200)(A:136-240) 1-5 overall, 1-4 non_conference		Q4: (H:161+)(N:201+)(A:241+) 4-3 overall, 2-2 non_conference	
NET S Opponent Score (H 1-15)(N 1-25)(A 1-40)		NET S Opponent Score (H 31-55)(N 51-75)(A 76-100)		NET S Opponent Score (H 76-100)(N 101-135)(A 136-160)		NET S Opponent Score (H 161-200)(N 201-240)(A 241-280)	
3 A Michigan St. 82 106 1111		53 H Liberty 63 81 0105		122 H South Dakota St. 84 78 1116		190 H FIU 80 81 1128	
24 A Ole Miss 57 87 1229		60 N Toledo 62 90 1119		147 H Colgate 56 74 1202		224 N Colorado St. 74 82 1120	
(H 16-30)(N 26-50)(A 41-75)		(H 56-75)(N 76-100)(A 101-135)		176 N UTSA 65 76 1121		273 A UMBC 76 53 1216	
35 N Florida 56 77 1222				178 A Fla. Atlantic 68 85 1125		298 A Oral Roberts 96 76 1205	
Upcoming Games		Upcoming Games		187 A Illinois St. 66 74 1106		305 A North Ala. 56 61 0108	
46 A Lipscomb 0124		46 H Lipscomb 0220		188 A North Florida 66 87 0112		344 A Kennesaw St. 72 59 0119	
53 A Liberty 0209				Upcoming Games		348 H Stetson 87 65 0121	
				160 A NJIT 0130		Upcoming Games	
				160 H NJIT 0213		188 H North Florida 0127	
						294 H Jacksonville 0202	
						294 A Jacksonville 0301	
						305 H North Ala. 0206	
						344 H Kennesaw St. 0223	
						348 A Stetson 0216	

Non-Div I Games: Keiser 87 85 Southeastern (FL) 81 54

Average NET Win: 253

WON-LOST
RECORD

ROAD
RECORD

STRENGTH
OF SCHEDULE

Average NET Loss: 217

DIV. I ONLY	8- 9	4- 4	264		
DIV. I NON-CONF.	5- 6	3- 3	220		
	Quadrant 1	Quadrant 2	Quadrant 3	Quadrant 4	TOTALS
OVERALL	0-1	0-1	2-2	6-5	8- 9
HOME	0-0	0-0	1-1	2-3	3- 4
AWAY	0-1	0-1	1-1	3-1	4- 4
NEUTRAL	0-0	0-0	0-0	1-1	1- 1
NON-CONFERENCE	0-1	0-1	2-1	3-3	5- 6
HOME	0-0	0-0	1-1	0-1	1- 2
AWAY	0-1	0-1	1-0	2-1	3- 3
NEUTRAL	0-0	0-0	0-0	1-1	1- 1

Q1: (H:1-30)(N:1-50)(A:1-75) 0-1 overall, 0-1 non_conference					Q2: (H:31-75)(N:51-100)(A:76-135) 0-1 overall, 0-1 non_conference					Q3: (H:76-160)(N:101-200)(A:136-240) 2-2 overall, 2-1 non_conference					Q4: (H:161+)(N:201+)(A:241+) 6-5 overall, 3-3 non_conference						
NET	S	Opponent	Score		NET	S	Opponent	Score		NET	S	Opponent	Score		NET	S	Opponent	Score			
(H 1-15)(N 1-25)(A 1-40)					(H 31-55)(N 51-75)(A 76-100)					(H 76-160)(N 101-200)(A 136-240)					(H 161+)(N 201+)(A 241+)						
39	A	San Francisco	52	84	1118					129	H	Brown	83	81	1109	227	H	St. Francis Brooklyn	70	79	0121
-----					-----					-----					-----						
(H 16-30)(N 26-50)(A 41-75)					(H 56-75)(N 76-100)(A 101-135)																
-----					-----					-----					-----						
Upcoming Games					Upcoming Games					Upcoming Games					Upcoming Games						

Non-Div I Games: New Rochelle 109 76

Average NET Win:	319	WON-LOST RECORD	ROAD RECORD	STRENGTH OF SCHEDULE
Average NET Loss:	142			

DIV. I ONLY	8- 10	4- 6	260	
DIV. I NON-CONF.	2- 10	1- 6	33	

	Quadrant 1	Quadrant 2	Quadrant 3	Quadrant 4
OVERALL	0-1	0-3	0-4	8-2
HOME	0-0	0-0	0-1	4-0
AWAY	0-1	0-2	0-2	4-1
NEUTRAL	0-0	0-1	0-1	0-1
NON-CONFERENCE	0-1	0-3	0-4	2-2
HOME	0-0	0-0	0-1	1-0
AWAY	0-1	0-2	0-2	1-1
NEUTRAL	0-0	0-1	0-1	0-1
				TOTALS
				8- 10
				4- 1
				4- 6
				0- 3
				2- 10
				1- 1
				1- 6
				0- 3

Q1: (H:1-30)(N:1-50)(A:1-75) 0-1 overall, 0-1 non_conference					Q2: (H:31-75)(N:51-100)(A:76-135) 0-3 overall, 0-3 non_conference					Q3: (H:76-160)(N:101-200)(A:136-240) 0-4 overall, 0-4 non_conference					Q4: (H:161+)(N:201+)(A:241+) 8-2 overall, 2-2 non_conference								
NET	S	Opponent	Score		NET	S	Opponent	Score		NET	S	Opponent	Score		NET	S	Opponent	Score					
(H 1-15)(N 1-25)(A 1-40)					(H 31-55)(N 51-75)(A 76-100)					(H 76-160)(N 101-200)(A 136-240)					(H:161+)(N:201+)(A:241+)								
6	A	Michigan	44	63	1106	97	A	Loyola Chicago	49	80	1216	132	N	Stony Brook	65	72	1117	264	A	UTEP	75	62	1221
-----					-----					-----					-----								
(H 16-30)(N 26-50)(A 41-75)					(H 56-75)(N 76-100)(A 101-135)																		
-----					-----					Upcoming Games													
Upcoming Games																							

Non-Div I Games:	Regent	97	57	Mid-Atlantic Chris	108	50	Clarion	74	46
------------------	--------	----	----	--------------------	-----	----	---------	----	----

Average NET Win: 293

WON-LOST RECORD

ROAD RECORD

STRENGTH OF SCHEDULE

Average NET Loss: 183

DIV. I ONLY		8- 9	3- 4	316	
DIV. I NON-CONF.		5- 6	2- 3	275	

	Quadrant 1	Quadrant 2	Quadrant 3	Quadrant 4	TOTALS
OVERALL	0-1	0-1	1-3	7-4	8- 9
HOME	0-0	0-0	0-1	5-3	5- 4
AWAY	0-1	0-1	1-2	2-0	3- 4
NEUTRAL	0-0	0-0	0-0	0-1	0- 1
NON-CONFERENCE	0-1	0-1	1-2	4-2	5- 6
HOME	0-0	0-0	0-1	3-1	3- 2
AWAY	0-1	0-1	1-1	1-0	2- 3
NEUTRAL	0-0	0-0	0-0	0-1	0- 1

Q1: (H:1-30)(N:1-50)(A:1-75) 0-1 overall, 0-1 non_conference			Q2: (H:31-75)(N:51-100)(A:76-135) 0-1 overall, 0-1 non_conference			Q3: (H:76-160)(N:101-200)(A:136-240) 1-3 overall, 1-2 non_conference			Q4: (H:161+)(N:201+)(A:241+) 7-4 overall, 4-2 non_conference		
NET S Opponent Score (H 1-15)(N 1-25)(A 1-40)			NET S Opponent Score (H 31-55)(N 51-75)(A 76-100)			NET S Opponent Score (H 76-100)(N 101-200)(A 136-240)			NET S Opponent Score (H 161-200)(N 201-240)(A 241-300)		
28 A Villanova 53 86 1110			----- (H 56-75)(N 76-100)(A 101-135)			132 H Stony Brook 61 71 1201			207 H Hartford 54 68 1115		
----- (H 16-30)(N 26-50)(A 41-75)			----- Upcoming Games			----- Upcoming Games			240 N Drexel 83 92 1216		
----- Upcoming Games						193 A Dartmouth 64 59 1205			255 H Canisius 63 65 0117		
						203 A Massachusetts 62 69 1128			272 H Fairfield 80 78 0113		
						----- Upcoming Games			277 H Monmouth 89 83 0110		
						153 H Rider 0212			284 H Lafayette 88 77 1208		
						221 A Iona 0208			299 H Niagara 72 75 0119		
									314 H Bethune-Cookman 87 63 1219		
									328 H Maine 58 50 1125		
									335 A Manhattan 63 59 0103		
									343 A New Hampshire 69 63 1120		
									----- Upcoming Games		
									221 H Iona 0219		
									255 A Canisius 0201		
									267 A Siena 0217		
									276 A Marist 0125		
									276 H Marist 0215		
									277 A Monmouth 0224		
									299 A Niagara 0203		
									323 H Saint Peter's 0127		
									323 A Saint Peter's 0301		
									335 H Manhattan 0303		

Non-Div I Games:

Average NET Win: 265

WON-LOST RECORD

ROAD RECORD

STRENGTH OF SCHEDULE

Average NET Loss: 163

DIV. I ONLY	4- 15	3- 7	241
DIV. I NON-CONF.	2- 9	1- 5	265
Quadrant 1		Quadrant 2	Quadrant 3
OVERALL	0-2	0-1	1-8
HOME	0-0	0-0	0-3
AWAY	0-2	0-1	1-3
NEUTRAL	0-0	0-0	0-2
NON-CONFERENCE	0-2	0-1	0-4
HOME	0-0	0-0	0-1
AWAY	0-2	0-1	0-1
NEUTRAL	0-0	0-0	0-2
		Quadrant 4	TOTALS
		3-4	4- 15
		0-3	0- 6
		2-1	3- 7
		1-0	1- 2
		2-2	2- 9
		0-1	0- 2
		1-1	1- 5
		1-0	1- 2

Q1: (H:1-30)(N:1-50)(A:1-75) 0-2 overall, 0-2 non_conference			Q2: (H:31-75)(N:51-100)(A:76-135) 0-1 overall, 0-1 non_conference			Q3: (H:76-160)(N:101-200)(A:136-240) 1-8 overall, 0-4 non_conference			Q4: (H:161+)(N:201+)(A:241+) 3-4 overall, 2-2 non_conference		
NET S Opponent Score			NET S Opponent Score			NET S Opponent Score			NET S Opponent Score		
(H 1-15)(N 1-25)(A 1-40)			(H 31-55)(N 51-75)(A 76-100)			(H 76-160)(N 101-200)(A 136-240)			(H:161+)(N:201+)(A:241+)		
38 A Ohio St. 56 75 1218			94 A West Virginia 72 106 1201			109 H Northern Ky. 74 82 0119			173 H Detroit Mercy 66 78 1228		
(H 16-30)(N 26-50)(A 41-75)			(H 56-75)(N 76-100)(A 101-135)			141 H Central Mich. 94 *** 1204			228 H Oakland 74 76 1230		
55 A Pittsburgh 53 69 1106						144 N Akron 69 98 1110			243 N Columbia 94 83 1116		
Upcoming Games			Upcoming Games			145 H Wright St. 74 80 0117			245 H Western Mich. 77 88 1208		
			109 A Northern Ky. 0221			190 N FIU 93 *** 1118			246 A Robert Morris 56 76 1128		
						192 A IUPUI 82 76 0112			287 A Milwaukee 76 51 0105		
						206 A Green Bay 93 99 0103			336 A Binghamton 58 48 1215		
						210 A UIC 63 78 0110			Upcoming Games		
						218 A Fordham 61 67 1117			192 H IUPUI 0214		
						Upcoming Games			206 H Green Bay 0209		
						145 A Wright St. 0223			210 H UIC 0216		
						173 A Detroit Mercy 0202			287 H Milwaukee 0207		
						228 A Oakland 0131			296 A Cleveland St. 0126		
									296 H Cleveland St. 0302		

Non-Div I Games: Westminster (PA) 104 66

Heidelberg 106 83

STRENGTH

OF SCHEDULE

DIV. I ONLY		5- 9	4- 6	191	
DIV. I NON-CONF.		2- 5	2- 4	35	
	Quadrant 1	Quadrant 2	Quadrant 3	Quadrant 4	TOTALS
OVERALL	0-1	0-1	2-3	3-4	5- 9
HOME	0-0	0-0	0-0	1-3	1- 3
AWAY	0-1	0-1	2-3	2-1	4- 6
NEUTRAL	0-0	0-0	0-0	0-0	0- 0
NON-CONFERENCE	0-1	0-1	2-2	0-1	2- 5
HOME	0-0	0-0	0-0	0-1	0- 1
AWAY	0-1	0-1	2-2	0-0	2- 4
NEUTRAL	0-0	0-0	0-0	0-0	0- 0

Q1: (H:1-30)(N:1-50)(A:1-75) 0-1 overall, 0-1 non_conference					Q2: (H:31-75)(N:51-100)(A:76-135) 0-1 overall, 0-1 non_conference					Q3: (H:76-160)(N:101-200)(A:136-240) 2-3 overall, 2-2 non_conference					Q4: (H:161+)(N:201+)(A:241+) 3-4 overall, 0-1 non_conference					
NET	S	Opponent	Score		NET	S	Opponent	Score		NET	S	Opponent	Score		NET	S	Opponent	Score		
(H 1-15)(N 1-25)(A 1-40)					(H 31-55)(N 51-75)(A 76-100)					(H 76-100)(N 101-135)					(H 161-200)(N 201-240)(A 241-280)					
4	A	Gonzaga	79	120	1106										177	H	Pacific	76	83	1115
-----					(H 56-75)(N 76-100)(A 101-135)					-----					-----					
(H 16-30)(N 26-50)(A 41-75)										(H 161-200)(N 201-240)(A 241-280)					(H 281-320)(N 321-400)(A 401-480)					
-----										-----					-----					
Upcoming Games										Upcoming Games					Upcoming Games					
					127	A	Utah Valley	77	88	1219					282	A	Sacramento St.	72	70	0112
															303	A	Eastern Wash.	55	65	1231
					118	A	Montana			0124					310	A	Idaho	72	55	1229

															Upcoming Games					
															263	A	Montana St.			0126
															263	H	Montana St.			0214
															265	A	Southern Utah			0209
															270	A	Northern Ariz.			0207
															282	H	Sacramento St.			0131
															291	H	Portland St.			0202
															291	A	Portland St.			0221
															303	H	Eastern Wash.			0307
															310	H	Idaho			0309

Non-Div I Games: Rethesda (CA)	115	60	Montana Western	74	66
----------------------------------	-----	----	-----------------	----	----

Average NET Win: 264 WON-LOST RECORD ROAD RECORD STRENGTH OF SCHEDULE
Average NET Loss: 126

DIV. I ONLY		6- 12	2- 3	116	
DIV. I NON-CONF.		4- 9	0- 3	88	
		<hr/>			
	Quadrant 1	Quadrant 2	Quadrant 3	Quadrant 4	TOTALS
OVERALL	0-2	0-1	1-6	5-3	6- 12
HOME	0-0	0-1	0-3	4-3	4- 7
AWAY	0-1	0-0	1-2	1-0	2- 3
NEUTRAL	0-1	0-0	0-1	0-0	0- 2
NON-CONFERENCE	0-2	0-1	0-4	4-2	4- 9
HOME	0-0	0-1	0-1	4-2	4- 4
AWAY	0-1	0-0	0-2	0-0	0- 3
NEUTRAL	0-1	0-0	0-1	0-0	0- 2

Q1: (H:1-30)(N:1-50)(A:1-75) 0-2 overall, 0-2 non_conference			Q2: (H:31-75)(N:51-100)(A:76-135) 0-1 overall, 0-1 non_conference			Q3: (H:76-160)(N:101-200)(A:136-240) 1-6 overall, 0-4 non_conference			Q4: (H:161+)(N:201+)(A:241+) 5-3 overall, 4-2 non_conference		
NET S Opponent Score (H 1-15)(N 1-25)(A 1-40)			NET S Opponent Score (H 31-55)(N 51-75)(A 76-100)			NET S Opponent Score (H 76-100)(N 101-200)(A 136-240)			NET S Opponent Score (H 161-200)(N 201-240)(A 241-280)		
1 A Virginia 57 76 1111			-----			82 H Dayton 66 72 0109			172 H Valparaiso 79 82 1208		
6 N Michigan 61 84 1117			(H 56-75)(N 76-100)(A 101-135)			112 N South Carolina 55 90 1118			201 H Richmond 56 76 0112		
(H 16-30)(N 26-50)(A 41-75)			-----			132 H Stony Brook 74 77 1106			205 H American 71 67 1229		
-----			69 H Vermont 53 69 1128			148 A Harvard 61 75 1222			267 H Siena 61 69 1108		
Upcoming Games			-----			150 H Duquesne 85 91 0120			274 A La Salle 59 56 0116		
52 A VCU 0223			Upcoming Games			158 A Saint Joseph's 70 56 0106			283 H Towson 68 64 1205		
71 A Davidson 0123			52 H VCU 0206			167 A Princeton 52 73 1201			326 H Howard 70 64 1214		
			67 H Saint Louis 0213			-----			335 H Manhattan 70 43 1124		
			128 A Rhode Island 0226			Upcoming Games			-----		
						138 A George Mason 0126			181 H St. Bonaventure 0302		
						138 H George Mason 0309			203 H Massachusetts 0220		
						150 A Duquesne 0216			218 H Fordham 0130		
						201 A Richmond 0209					
						218 A Fordham 0306					

Non-Div I Games:

Average NET Win: 269

WON-LOST RECORD

ROAD RECORD

STRENGTH OF SCHEDULE

Average NET Loss: 177

DIV. I ONLY	6- 10	2- 8	307
DIV. I NON-CONF.	2- 7	0- 6	167
Quadrant 1		Quadrant 2	Quadrant 3
OVERALL	0-1	0-2	1-3
HOME	0-0	0-1	0-0
AWAY	0-1	0-1	0-3
NEUTRAL	0-0	0-0	1-0
NON-CONFERENCE	0-1	0-2	1-3
HOME	0-0	0-1	0-0
AWAY	0-1	0-1	0-3
NEUTRAL	0-0	0-0	1-0
		Quadrant 4	TOTALS
		5-4	6- 10
		3-1	3- 2
		2-3	2- 8
		0-0	1- 0
		1-1	2- 7
		1-0	1- 1
		0-1	0- 6
		0-0	1- 0

Q1: (H:1-30)(N:1-50)(A:1-75) 0-1 overall, 0-1 non_conference				Q2: (H:31-75)(N:51-100)(A:76-135) 0-2 overall, 0-2 non_conference				Q3: (H:76-160)(N:101-200)(A:136-240) 1-3 overall, 1-3 non_conference				Q4: (H:161+)(N:201+)(A:241+) 5-4 overall, 1-1 non_conference			
NET S Opponent Score				NET S Opponent Score				NET S Opponent Score				NET S Opponent Score			
(H 1-15)(N 1-25)(A 1-40)				(H 31-55)(N 51-75)(A 76-100)				(H 76-160)(N 101-200)(A 136-240)				(H:161+)(N:201+)(A:241+)			
34 A Indiana 35 80 1109				42 H Utah St. 71 101 1106				139 A UC Santa Barbara 69 88 1117				189 H Northern Colo. 70 73 0114			
				83 A Arkansas 68 90 1121				183 A Omaha 65 89 1124				265 A Southern Utah 92 62 1229			
(H 16-30)(N 26-50)(A 41-75)								197 N Washington St. 95 90 1209				269 H North Dakota 81 76 1127			
Upcoming Games				(H 56-75)(N 76-100)(A 101-135)				224 A Colorado St. 77 81 1114				270 A Northern Ariz. 68 74 1231			
				Upcoming Games				Upcoming Games				282 H Sacramento St. 84 70 0105			
				118 A Montana 0223				118 H Montana 0202				291 H Portland St. 98 88 0103			
								159 H Weber St. 0124				303 A Eastern Wash. 81 85 0119			
								159 A Weber St. 0216				306 A Denver 64 76 1218			
								189 A Northern Colo. 0204				310 A Idaho 77 67 0110			
												Upcoming Games			
												261 H Idaho St. 0126			
												261 A Idaho St. 0214			
												265 H Southern Utah 0304			
												270 H Northern Ariz. 0302			
												282 A Sacramento St. 0307			
												291 A Portland St. 0309			
												303 H Eastern Wash. 0207			
												310 H Idaho 0209			

Non-Div I Games: Presentation 83 68

STRENGTH

RECORD

RECORD

OF SCHEDULE

DIV. I ONLY		4- 11	0- 7	188
DIV. I NON-CONF.		3- 6	0- 4	149
<hr/>				
	Quadrant 1	Quadrant 2	Quadrant 3	Quadrant 4
OVERALL	0-3	0-1	0-4	4-3
HOME	0-0	0-1	0-1	4-2
AWAY	0-3	0-0	0-3	0-1
NEUTRAL	0-0	0-0	0-0	0-0
NON-CONFERENCE	0-3	0-1	0-1	3-1
HOME	0-0	0-1	0-0	3-1
AWAY	0-3	0-0	0-1	0-0
NEUTRAL	0-0	0-0	0-0	0-0
				TOTALS
				4- 11
				4- 4
				0- 7
				0- 0
				3- 6
				3- 2
				0- 4
				0- 0

Q1: (H:1-30)(N:1-50)(A:1-75) 0-3 overall, 0-3 non_conference					Q2: (H:31-75)(N:51-100)(A:76-135) 0-1 overall, 0-1 non_conference					Q3: (H:76-160)(N:101-200)(A:136-240) 0-4 overall, 0-1 non_conference					Q4: (H:161+)(N:201+)(A:241+) 4-3 overall, 3-1 non_conference						
NET	S	Opponent (H 1-15)(N 1-25)(A 1-40)	Score		NET	S	Opponent (H 31-55)(N 51-75)(A 76-100)	Score		NET	S	Opponent	Score		NET	S	Opponent	Score			
19	A	Marquette	69	76	1204		----- (H 16-30)(N 26-50)(A 41-75)			85	H	North Texas	51	58	0110	176	H	UTSA	63	67	0105
										146	A	UAB	63	76	0117	219	H	Rice	65	64	0112
										176	A	UTSA	60	75	0103	258	H	Norfolk St.	62	75	1221
										182	A	New Mexico	78	84	1124	300	H	UC Riverside	68	56	1216
												-----				301	A	Middle Tenn.	72	75	0119
54	A	Arizona	46	79	1114	75	H	New Mexico St.	58	62	1128		Upcoming Games			311	H	Wyoming	76	65	1222
75	A	New Mexico St.	69	96	1109		-----			86	H	Old Dominion			0124	337	H	Northwestern St.	77	47	1201
							Upcoming Games			142	A	Southern Miss.			0216		-----				
							117	A	Western Ky.								Upcoming Games				
							123	A	Louisiana Tech								178	H	Fla. Atlantic		0207
							125	A	Marshall								190	H	FIU		0209
																	225	H	Charlotte		0126

Non-Div I Games:	Tex Permian Basin	90	63	Eastern NM	66	59
------------------	-------------------	----	----	------------	----	----

Average NET Win: 238

WON-LOST
RECORD

ROAD
RECORD

STRENGTH
OF SCHEDULE

Average NET Loss: 176

DIV. I ONLY	7- 7	3- 5	294
DIV. I NON-CONF.	3- 4	2- 4	239
Quadrant 1		Quadrant 2	Quadrant 3
OVERALL	0-0	0-1	2-4
HOME	0-0	0-0	0-1
AWAY	0-0	0-1	2-3
NEUTRAL	0-0	0-0	0-0
NON-CONFERENCE	0-0	0-1	1-3
HOME	0-0	0-0	0-0
AWAY	0-0	0-1	1-3
NEUTRAL	0-0	0-0	0-0
		Quadrant 4	TOTALS
		5-2	7- 7
		4-1	4- 2
		1-1	3- 5
		0-0	0- 0
		2-0	3- 4
		1-0	1- 0
		1-0	2- 4
		0-0	0- 0

Q1: (H:1-30)(N:1-50)(A:1-75) 0-0 overall, 0-0 non_conference			Q2: (H:31-75)(N:51-100)(A:76-135) 0-1 overall, 0-1 non_conference			Q3: (H:76-160)(N:101-200)(A:136-240) 2-4 overall, 1-3 non_conference			Q4: (H:161+)(N:201+)(A:241+) 5-2 overall, 2-0 non_conference		
NET S Opponent Score			NET S Opponent Score			NET S Opponent Score			NET S Opponent Score		
(H 1-15)(N 1-25)(A 1-40)			(H 31-55)(N 51-75)(A 76-100)			(H 76-160)(N 101-200)(A 136-240)			(H:161+)(N:201+)(A:241+)		
-----			98 A Southern California 49 91 1221			118 H Montana 76 89 1231			175 H Pepperdine 78 69 1215		
(H 16-30)(N 26-50)(A 41-75)			-----			141 A Central Mich. 86 95 1208			261 A Idaho St. 68 88 0103		
-----			(H 56-75)(N 76-100)(A 101-135)			152 A UNLV 71 76 1123			263 H Montana St. 62 92 1229		
Upcoming Games			-----			159 A Weber St. 90 82 0105			270 H Northern Ariz. 84 82 0112		
			Upcoming Games			169 A Seattle U 73 70 1118			282 H Sacramento St. 76 71 0119		
			118 A Montana 0302			196 A Long Beach St. 71 82 1205			291 H Portland St. 83 69 0117		
						Upcoming Games			319 A San Jose St. 66 59 1110		
						159 H Weber St. 0207			-----		
						189 A Northern Colo. 0124			Upcoming Games		
									189 H Northern Colo. 0307		
									261 H Idaho St. 0209		
									263 A Montana St. 0304		
									270 A Northern Ariz. 0128		
									282 A Sacramento St. 0214		
									291 A Portland St. 0216		
									303 A Eastern Wash. 0202		
									303 H Eastern Wash. 0221		
									310 A Idaho 0204		
									310 H Idaho 0223		

Non-Div I Games: San Diego Christia 111 64

West Coast Rantis 109 63

Average NET Win: 214 WON-LOST ROAD STRENGTH
Average NET Loss: 152 RECORD RECORD OF SCHEDULE

DIV. I ONLY	3- 11	1- 9	108
DIV. I NON-CONF.	2- 7	1- 6	37
	Quadrant 1	Quadrant 2	Quadrant 3
OVERALL	0-2	0-3	1-2
HOME	0-0	0-0	0-0
AWAY	0-2	0-3	1-2
NEUTRAL	0-0	0-0	0-0
NON-CONFERENCE	0-2	0-3	1-1
HOME	0-0	0-0	0-0
AWAY	0-2	0-3	1-1
NEUTRAL	0-0	0-0	0-0
			Quadrant 4
			2-4
			2-2
			0-2
			0-0
			1-1
			1-1
			0-0
			0-0
			TOTALS
			3- 11
			2- 2
			1- 9
			0- 0
			2- 7
			1- 1
			1- 6
			0- 0

Q1: (H:1-30)(N:1-50)(A:1-75) 0-2 overall, 0-2 non_conference				Q2: (H:31-75)(N:51-100)(A:76-135) 0-3 overall, 0-3 non_conference				Q3: (H:76-160)(N:101-200)(A:136-240) 1-2 overall, 1-1 non_conference				Q4: (H:161+)(N:201+)(A:241+) 2-4 overall, 1-1 non_conference			
NET S Opponent Score				NET S Opponent Score				NET S Opponent Score				NET S Opponent Score			
(H 1-15)(N 1-25)(A 1-40)				(H 31-55)(N 51-75)(A 76-100)				(H 76-160)(N 101-200)(A 136-240)				(H:161+)(N:201+)(A:241+)			
18 A Wisconsin 59 96 1117				93 A Miami (FL) 73 80 1219				161 A Samford 61 85 1217				176 H UTSA 82 86 1126			
(H 16-30)(N 26-50)(A 41-75)				(H 56-75)(N 76-100)(A 101-135)				165 A Abilene Christian 68 75 0116				195 H Sam Houston St. 65 71 0119			
54 A Arizona 60 90 1107				105 A Texas St. 80 90 1208				174 A Wake Forest 93 91 1123				218 H Fordham 75 72 1110			
Upcoming Games				123 A Louisiana Tech 78 85 1201				Upcoming Games				251 H Lamar University 88 82 0102			
				Upcoming Games				195 A Sam Houston St. 0223				275 A New Orleans 76 81 0105			
								239 A A&M-Corpus Christi 0309				307 A Nicholls St. 76 77 0112			
								Upcoming Games				Upcoming Games			
												239 H A&M-Corpus Christi 0202			
												251 A Lamar University 0227			
												252 A Central Ark. 0213			
												280 H SFA 0206			
												307 H Nicholls St. 0216			
												312 A McNeese 0126			
												312 H McNeese 0302			
												316 H Southeastern La. 0123			
												337 H Northwestern St. 0220			
												340 A Incarnate Word 0130			
												340 H Incarnate Word 0306			

H
o
u
s
t
o
n
B
a
p
t
i
s
t

H
o
u
s
t
o
n
B
a
p
t
i
s
t

Non-Div I Games: Arlington Baptist 107 70 Dallas Christian 143 92

Average NET Win: 260

WON-LOST RECORD

ROAD RECORD

STRENGTH OF SCHEDULE

Average NET Loss: 179

DIV. I ONLY	7- 11	3- 5	228
DIV. I NON-CONF.	5- 8	2- 4	164
Quadrant 1		Quadrant 2	Quadrant 3
OVERALL	0-1	0-1	1-6
HOME	0-0	0-0	1-3
AWAY	0-1	0-1	0-2
NEUTRAL	0-0	0-0	0-1
NON-CONFERENCE	0-1	0-1	1-6
HOME	0-0	0-0	1-3
AWAY	0-1	0-1	0-2
NEUTRAL	0-0	0-0	0-1
		Quadrant 4	TOTALS
		6-3	7- 11
		2-2	3- 5
		3-1	3- 5
		1-0	1- 1
		4-0	5- 8
		1-0	2- 3
		2-0	2- 4
		1-0	1- 1

Q1: (H:1-30)(N:1-50)(A:1-75) 0-1 overall, 0-1 non_conference				Q2: (H:31-75)(N:51-100)(A:76-135) 0-1 overall, 0-1 non_conference				Q3: (H:76-160)(N:101-200)(A:136-240) 1-6 overall, 1-6 non_conference				Q4: (H:161+)(N:201+)(A:241+) 6-3 overall, 4-0 non_conference			
NET S Opponent Score				NET S Opponent Score				NET S Opponent Score				NET S Opponent Score			
(H 1-15)(N 1-25)(A 1-40)				(H 31-55)(N 51-75)(A 76-100)				(H 76-160)(N 101-200)(A 136-240)				(H 161-200)(N 201-240)(A 241-280)			
-----				-----				-----				-----			
(H 16-30)(N 26-50)(A 41-75)				(H 56-75)(N 76-100)(A 101-135)				(H 161-200)(N 201-240)(A 241-280)				(H 241-280)(N 281-320)(A 321-360)			
50 A Hofstra 86 94 1128				84 A Providence 67 77 1106				115 H Col. of Charleston 58 83 1218				246 A Robert Morris 74 71 1208			
-----				-----				147 H Colgate 79 84 1124				255 H Canisius 66 70 0105			
Upcoming Games				Upcoming Games				148 H Harvard 67 64 1201				258 N Norfolk St. 61 58 1116			
								151 H Lehigh 69 80 1121				262 A George Washington 69 61 1108			
								181 A St. Bonaventure 40 82 1205				276 A Marist 71 66 0111			
								191 N Holy Cross 45 57 1118				277 H Monmouth 60 63 0114			
								191 A Holy Cross 57 60 1222				299 H Niagara 66 57 0117			
								Upcoming Games				323 A Saint Peter's 60 65 0103			
								153 A Rider 0210				332 H Cal Poly 75 54 1229			
								221 A Iona 0202				Upcoming Games			
												221 H Iona 0213			
												255 A Canisius 0301			
												259 H Quinnipiac 0217			
												272 A Fairfield 0124			
												272 H Fairfield 0204			
												276 H Marist 0224			
												277 A Monmouth 0131			
												299 A Niagara 0303			
												323 H Saint Peter's 0219			
												335 H Manhattan 0126			
												335 A Manhattan 0208			

Non-Div I Games:

Average NET Win:	236	WON-LOST RECORD	ROAD RECORD	STRENGTH OF SCHEDULE
Average NET Loss:	173			

DIV. I ONLY	6- 9	3- 5	239	
DIV. I NON-CONF.	3- 6	2- 4	114	
<hr/>				
	Quadrant 1	Quadrant 2	Quadrant 3	Quadrant 4
OVERALL	0-2	0-0	1-5	5-2
HOME	0-0	0-0	0-2	3-2
AWAY	0-2	0-0	1-3	2-0
NEUTRAL	0-0	0-0	0-0	0-0
NON-CONFERENCE	0-2	0-0	1-4	2-0
HOME	0-0	0-0	0-2	1-0
AWAY	0-2	0-0	1-2	1-0
NEUTRAL	0-0	0-0	0-0	0-0
				TOTALS
				6- 9
				3- 4
				3- 5
				0- 0
				3- 6
				1- 2
				2- 4
				0- 0

Q1: (H:1-30)(N:1-50)(A:1-75) 0-2 overall, 0-2 non_conference			Q2: (H:31-75)(N:51-100)(A:76-135) 0-0 overall, 0-0 non_conference			Q3: (H:76-160)(N:101-200)(A:136-240) 1-5 overall, 1-4 non_conference			Q4: (H:161+)(N:201+)(A:241+) 5-2 overall, 2-0 non_conference		
NET S Opponent Score			NET S Opponent Score			NET S Opponent Score			NET S Opponent Score		
(H 1-15)(N 1-25)(A 1-40)			(H 31-55)(N 51-75)(A 76-100)			(H 76-160)(N 101-200)(A 136-240)			(H:161+)(N:201+)(A:241+)		
40 A St. John's (NY) 58 73 1216			-----			153 H Rider 65 89 1124			207 H Hartford 77 68 1222		
(H 16-30)(N 26-50)(A 41-75)			(H 56-75)(N 76-100)(A 101-135)			158 A Saint Joseph's 57 59 1229			216 H Sacred Heart 76 73 0110		
56 A Seton Hall 49 89 1106			-----			160 H NJIT 60 71 1120			227 H St. Francis Brooklyn 59 66 0105		
Upcoming Games			Upcoming Games			205 A American 64 58 1130			232 H Fairleigh Dickinson 66 60 0112		
						216 A Sacred Heart 38 62 0121			272 A Fairfield 79 73 1117		
						217 A UMass Lowell 84 88 1110			281 A Central Conn. St. 80 58 0103		
						Upcoming Games			333 H Mt. St. Mary's 56 70 0119		
						227 A St. Francis Brooklyn 0207			-----		
						232 A Fairleigh Dickinson 0223			Upcoming Games		
									246 A Robert Morris 0126		
									246 H Robert Morris 0302		
									257 H LIU Brooklyn 0202		
									257 A LIU Brooklyn 0209		
									279 A Saint Francis (PA) 0124		
									279 H Saint Francis (PA) 0228		
									281 H Central Conn. St. 0214		
									320 H Bryant 0131		
									320 A Bryant 0221		
									333 A Mt. St. Mary's 0216		

Non-Div I Games:	New Rochelle	105 57	SUNY Cortland	90 58
------------------	--------------	--------	---------------	-------

Average NET Win:	296	WON-LOST	ROAD	STRENGTH
Average NET Loss:	184	RECORD	RECORD	OF SCHEDULE

DIV. I ONLY	4- 12	2- 8	265	
DIV. I NON-CONF.	2- 7	1- 6	219	
<hr/>				
	Quadrant 1	Quadrant 2	Quadrant 3	Quadrant 4
OVERALL	0-2	0-1	0-3	4-6
HOME	0-0	0-0	0-1	2- 4
AWAY	0-2	0-1	0-2	2- 8
NEUTRAL	0-0	0-0	0-0	0- 0
NON-CONFERENCE	0-2	0-1	0-2	2- 7
HOME	0-0	0-0	0-0	1- 1
AWAY	0-2	0-1	0-2	1- 6
NEUTRAL	0-0	0-0	0-0	0- 0

Q1: (H:1-30)(N:1-50)(A:1-75) 0-2 overall, 0-2 non_conference					Q2: (H:31-75)(N:51-100)(A:76-135) 0-1 overall, 0-1 non_conference					Q3: (H:76-160)(N:101-200)(A:136-240) 0-3 overall, 0-2 non_conference					Q4: (H:161+)(N:201+)(A:241+) 4-6 overall, 2-2 non_conference								
NET	S	Opponent	Score		NET	S	Opponent	Score		NET	S	Opponent	Score		NET	S	Opponent	Score					
(H 1-15)(N 1-25)(A 1-40)					(H 31-55)(N 51-75)(A 76-100)					(H 76-160)(N 101-200)(A 136-240)					(H:161+)(N:201+)(A:241+)								
8	A	Kentucky	58	96	1114					122	H	South Dakota St.	74	78	0116	183	H	Omaha	91	92	0110		
19	A	Marquette	66	92	1218					198	A	UNI	62	64	1222	238	H	Purdue Fort Wayne	73	84	1229		
										200	A	UTRGV	56	70	1205	244	A	North Dakota St.	65	67	0119		
										Upcoming Games								263	A	Montana St.	76	81	1127
										183	A	Omaha			0203	287	A	Milwaukee	63	60	1110		
										183	A	Omaha			0204	287	H	Milwaukee	83	72	1209		
										212	A	South Dakota			0302	298	A	Oral Roberts	72	83	0103		
										238	A	Purdue Fort Wayne			0228	304	H	Western Ill.	71	65	0112		
																306	A	Denver	80	59	0105		
																310	H	Idaho	54	67	1201		
										Upcoming Games													
																212	H	South Dakota			0123		
																244	H	North Dakota St.			0206		
																298	H	Oral Roberts			0216		
																304	A	Western Ill.			0131		
																306	H	Denver			0223		

Non-Div I Games:	Mauvville St	83	66	Northland	104	48	Minn -Morris	112	58	Concordia (NF)	89	56
------------------	--------------	----	----	-----------	-----	----	--------------	-----	----	----------------	----	----

STRENGTH

OF SCHEDULE

	Q1: (H:1-30)(N:1-50)(A:1-75) 0-1 overall, 0-1 non_conference	Q2: (H:31-75)(N:51-100)(A:76-135) 0-1 overall, 0-1 non_conference	Q3: (H:76-160)(N:101-200)(A:136-240) 1-6 overall, 1-4 non_conference	Q4: (H:161+)(N:201+)(A:241+) 4-4 overall, 1-2 non_conference
NET S Opponent Score (H 1-15)(N 1-25)(A 1-40)	NET S Opponent Score (H 31-55)(N 51-75)(A 76-100)	NET S Opponent Score (H 76-98)(N 99-120)(A 121-142)	NET S Opponent Score (H 143-160)(N 161-180)(A 181-200)	NET S Opponent Score (H 201-220)(N 221-240)(A 241-260)
39 A San Francisco 60 76 1219	----- (H 56-75)(N 76-100)(A 101-135) 104 A Utah 62 76 1221	----- (H 121-142)(N 143-160)(A 161-180) 118 A Montana 63 86 1229 127 H Utah Valley 78 98 1208 159 A Weber St. 52 77 0103 166 A Hawaii 68 85 1118 183 A Omaha 76 66 1114 185 A Santa Clara 74 81 1201 212 A South Dakota 74 90 1112	----- (H 181-200)(N 201-220)(A 221-240) 261 A Idaho St. 81 69 0105 263 H Montana St. 74 68 1231 265 A Southern Utah 82 84 0112 282 H Sacramento St. 64 66 0117 289 A UC Davis 57 73 1129 291 H Portland St. 82 75 0119 294 H Jacksonville 97 82 1110 319 A San Jose St. 74 79 1215	----- (H 241-260)(N 261-280)(A 281-300) Upcoming Games 189 H Northern Colo. 0126 261 H Idaho St. 0207 263 A Montana St. 0302 265 H Southern Utah 0128 282 A Sacramento St. 0216 291 A Portland St. 0214 303 A Eastern Wash. 0204 303 H Eastern Wash. 0223 310 A Idaho 0202 310 H Idaho 0221
Upcoming Games	Upcoming Games 118 A Montana 0304	Upcoming Games 159 H Weber St. 0209 189 A Northern Colo. 0309	Upcoming Games	Upcoming Games

Northern Arizona

Loss Non-Conf H - HOME A-AWAY N-NEUTRAL

Average NET Win: 293 WON-LOST ROAD STRENGTH
Average NET Loss: 205 RECORD RECORD OF SCHEDULE

DIV. I ONLY	4- 10	1- 7	342
DIV. I NON-CONF.	2- 8	1- 5	334
Quadrant 1		Quadrant 2	Quadrant 3
OVERALL	0-1	0-0	1-4
HOME	0-0	0-0	0-0
AWAY	0-1	0-0	1-3
NEUTRAL	0-0	0-0	0-1
NON-CONFERENCE	0-1	0-0	1-2
HOME	0-0	0-0	0-0
AWAY	0-1	0-0	1-1
NEUTRAL	0-0	0-0	0-1
		Quadrant 4	TOTALS
		3-5	4- 10
		2-1	2- 1
		0-3	1- 7
		1-1	1- 2
		1-5	2- 8
		0-1	0- 1
		0-3	1- 5
		1-1	1- 2

Q1: (H:1-30)(N:1-50)(A:1-75) 0-1 overall, 0-1 non_conference					Q2: (H:31-75)(N:51-100)(A:76-135) 0-0 overall, 0-0 non_conference					Q3: (H:76-160)(N:101-200)(A:136-240) 1-4 overall, 1-2 non_conference					Q4: (H:161+)(N:201+)(A:241+) 3-5 overall, 1-5 non_conference				
NET	S	Opponent	Score		NET	S	Opponent	Score		NET	S	Opponent	Score		NET	S	Opponent	Score	
(H 1-15)(N 1-25)(A 1-40)					(H 31-55)(N 51-75)(A 76-100)					(H 76-160)(N 101-200)(A 136-240)					(H:161+)(N:201+)(A:241+)				
-----					-----					-----					-----				
(H 16-30)(N 26-50)(A 41-75)					(H 56-75)(N 76-100)(A 101-135)														
52	A	VCU	57	69	1109														
-----					-----					-----					-----				
Upcoming Games					91	A	Radford	0223		Upcoming Games					Upcoming Games				
										91	H	Radford	0207		209	H	William & Mary	71	
										149	A	Winthrop	0209		247	A	California	66	
										149	H	Winthrop	0228		258	A	Norfolk St.	89	
										230	A	High Point	0202		290	N	Loyola Maryland	66	
										235	A	Longwood	0130		293	H	Charleston So.	94	
															323	A	Saint Peter's	80	
															326	N	Howard	89	
															353	H	UNC Asheville	83	

															Upcoming Games				
															230	H	High Point	0216	
															248	A	Campbell	0213	
															331	H	USC Upstate	0124	
															331	A	USC Upstate	0302	

Non-Div I Games: Saint Leo	72	60	Mid-Atlantic Chris	110	58	Regent	114	55
----------------------------	----	----	--------------------	-----	----	--------	-----	----

Average NET Win: 287

Average NET Loss: 200

WON-LOST
RECORD

ROAD
RECORD

STRENGTH
OF SCHEDULE

DIV. I ONLY	5- 14	2- 8	291
DIV. I NON-CONF.	3- 9	2- 5	250
Quadrant 1		Quadrant 2	Quadrant 3
OVERALL	0-1	0-2	1-3
HOME	0-0	0-0	0-1
AWAY	0-1	0-2	1-2
NEUTRAL	0-0	0-0	0-0
NON-CONFERENCE	0-1	0-2	1-1
HOME	0-0	0-0	0-0
AWAY	0-1	0-2	1-1
NEUTRAL	0-0	0-0	0-0
		Quadrant 4	TOTALS
		4-8	5- 14
		2-4	2- 5
		1-3	2- 8
		1-1	1- 1
		2-5	3- 9
		0-3	0- 3
		1-1	2- 5
		1-1	1- 1

Q1: (H:1-30)(N:1-50)(A:1-75) 0-1 overall, 0-1 non_conference				Q2: (H:31-75)(N:51-100)(A:76-135) 0-2 overall, 0-2 non_conference				Q3: (H:76-160)(N:101-200)(A:136-240) 1-3 overall, 1-1 non_conference				Q4: (H:161+)(N:201+)(A:241+) 4-8 overall, 2-5 non_conference			
NET	S	Opponent	Score	NET	S	Opponent	Score	NET	S	Opponent	Score	NET	S	Opponent	Score
(H 1-15)(N 1-25)(A 1-40)				(H 31-55)(N 51-75)(A 76-100)				(H 76-160)(N 101-200)(A 136-240)				(H:161+)(N:201+)(A:241+)			
15	A	Purdue	57 90 1106	86	A	Old Dominion	69 79 1209	153	H	Rider	82 83 0103	228	H	Oakland	86 87 1206
-----				-----				-----				-----			
(H 16-30)(N 26-50)(A 41-75)				(H 56-75)(N 76-100)(A 101-135)								235 N Longwood 65 67 1123			
-----				-----				Upcoming Games				249 A Army West Point 60 63 1201			
Upcoming Games				Upcoming Games								255 H Canisius 68 73 0119			
				124 A Boston College 67 77 1216								257 H LIU Brooklyn 87 89 1113			
				-----								259 A Quinnipiac 78 80 0113			
				Upcoming Games								268 H Wagner 73 79 1117			
												277 A Monmouth 57 74 0117			
												299 H Niagara 77 59 0107			
												306 N Denver 86 85 1125			
												323 H Saint Peter's 60 57 0110			
												343 A New Hampshire 63 57 1222			

												Upcoming Games			
												221 H Iona 0127			
												255 A Canisius 0215			
												267 H Siena 0124			
												267 A Siena 0204			
												276 A Marist 0202			
												276 H Marist 0301			
												277 H Monmouth 0209			
												299 A Niagara 0217			
												323 A Saint Peter's 0303			
												335 A Manhattan 0131			
												335 H Manhattan 0224			

Non-Div I Games:

Average NET Win: 293

WON-LOST
RECORD

ROAD
RECORD

STRENGTH
OF SCHEDULE

Average NET Loss: 176

DIV. I ONLY		8- 9		2- 5		344	
DIV. I NON-CONF.		5- 7		2- 3		325	
Quadrant 1		Quadrant 2		Quadrant 3		Quadrant 4	
OVERALL	0-1	0-2		1-2		7-4	
HOME	0-0	0-0		0-0		4-3	
AWAY	0-1	0-2		1-2		1-0	
NEUTRAL	0-0	0-0		0-0		2-1	
NON-CONFERENCE	0-1	0-2		1-0		4-4	
HOME	0-0	0-0		0-0		1-3	
AWAY	0-1	0-2		1-0		1-0	
NEUTRAL	0-0	0-0		0-0		2-1	
						TOTALS	
						8- 9	
						4- 3	
						2- 5	
						2- 1	
						5- 7	
						1- 3	
						2- 3	
						2- 1	

Q1: (H:1-30)(N:1-50)(A:1-75) 0-1 overall, 0-1 non_conference				Q2: (H:31-75)(N:51-100)(A:76-135) 0-2 overall, 0-2 non_conference				Q3: (H:76-160)(N:101-200)(A:136-240) 1-2 overall, 1-0 non_conference				Q4: (H:161+)(N:201+)(A:241+) 7-4 overall, 4-4 non_conference			
NET S Opponent Score				NET S Opponent Score				NET S Opponent Score				NET S Opponent Score			
(H 1-15)(N 1-25)(A 1-40)				(H 31-55)(N 51-75)(A 76-100)				(H:76-160)(N:101-200)(A:136-240)				(H:161+)(N:201+)(A:241+)			
19 A Marquette 42 67 1106				76 A Penn St. 52 74 1229				207 A Hartford 64 66 0109				205 H American 69 73 1124			
(H 16-30)(N 26-50)(A 41-75)				(H 56-75)(N 76-100)(A 101-135)				217 A UMass Lowell 63 74 0112				212 N South Dakota 52 58 1119			
Upcoming Games				Upcoming Games				240 A Drexel 91 76 1208				230 N High Point 68 59 1117			
69 A Vermont 0123				109 A Northern Ky. 60 78 1130				Upcoming Games				241 N Air Force 77 72 1116			
				69 H Vermont 0221				132 H Stony Brook 0130				256 H FGCU 53 76 1216			
				132 A Stony Brook 0227								283 H Towson 76 80 1211			
												286 H Albany (NY) 65 64 0119			
												328 H Maine 61 52 0105			
												335 H Manhattan 75 52 1112			
												336 H Binghamton 68 49 0116			
												346 A Coppin St. 71 60 1203			
												Upcoming Games			
												207 H Hartford 0206			
												217 H UMass Lowell 0216			
												286 A Albany (NY) 0223			
												328 A Maine 0210			
												336 A Binghamton 0213			
												343 A New Hampshire 0126			
												343 H New Hampshire 0302			

Non-Div I Games: Shenandoah	93	45	Hood	86	65	Centenary (NJ)	98	48
-----------------------------	----	----	------	----	----	----------------	----	----

Average NET Win: 278

Average NET Loss: 118

WON-LOST
RECORD

ROAD
RECORD

STRENGTH
OF SCHEDULE

DIV. I ONLY		3- 14	1- 3	145
DIV. I NON-CONF.		2- 10	0- 2	178
Quadrant 1		Quadrant 2	Quadrant 3	Quadrant 4
OVERALL	0-4	0-4	1-2	2-4
HOME	0-1	0-1	0-2	0-4
AWAY	0-3	0-0	1-0	0-0
NEUTRAL	0-0	0-3	0-0	2-0
NON-CONFERENCE	0-3	0-3	0-1	2-3
HOME	0-1	0-0	0-1	0-3
AWAY	0-2	0-0	0-0	0-0
NEUTRAL	0-0	0-3	0-0	2-0
				TOTALS
				3- 14
				0- 8
				1- 3
				2- 3
				2- 10
				0- 5
				0- 2
				2- 3

Q1: (H:1-30)(N:1-50)(A:1-75) 0-4 overall, 0-3 non_conference			Q2: (H:31-75)(N:51-100)(A:76-135) 0-4 overall, 0-3 non_conference			Q3: (H:76-160)(N:101-200)(A:136-240) 1-2 overall, 0-1 non_conference			Q4: (H:161+)(N:201+)(A:241+) 2-4 overall, 2-3 non_conference		
NET S Opponent Score			NET S Opponent Score			NET S Opponent Score			NET S Opponent Score		
(H 1-15)(N 1-25)(A 1-40)			(H 31-55)(N 51-75)(A 76-100)			(H 76-160)(N 101-200)(A 136-240)			(H:161+)(N:201+)(A:241+)		
35 A Florida 69 82 1114			57 N Northwestern 74 91 1123			92 H Penn 65 83 1208			163 H Bucknell 79 92 1204		
(H 16-30)(N 26-50)(A 41-75)			(H 56-75)(N 76-100)(A 101-135)			128 H Rhode Island 67 78 0119			240 H Drexel 84 89 1117		
28 H Villanova 78 85 1201			67 H Saint Louis 64 71 0112			203 A Massachusetts 69 60 0105			262 H George Washington 56 59 0116		
52 A VCU 63 69 0109			93 N Miami (FL) 49 85 1122			Upcoming Games			283 N Towson 57 51 1222		
61 A Temple 67 75 1106			95 N Grand Canyon 70 82 1125			138 A George Mason 0210			284 H Lafayette 76 77 1110		
Upcoming Games			Upcoming Games			150 H Duquesne 0213			349 N Alabama A&M 80 57 1221		
67 A Saint Louis 0216			71 H Davidson 0227			158 H Saint Joseph's 0205			Upcoming Games		
			82 A Dayton 0306			158 A Saint Joseph's 0302			201 H Richmond 0223		
						181 A St. Bonaventure 0220			203 H Massachusetts 0130		
						201 A Richmond 0202			218 H Fordham 0309		
						218 A Fordham 0123					

Non-Div I Games:

Average NET Win: 281 WON-LOST ROAD STRENGTH
Average NET Loss: 124 RECORD RECORD OF SCHEDULE

DIV. I ONLY		5- 8		1- 7		199	
DIV. I NON-CONF.		1- 6		0- 5		49	
Quadrant 1		Quadrant 2		Quadrant 3		Quadrant 4	
OVERALL	0-3		0-1		0-3		5-1
HOME	0-0		0-0		0-0		4-1
AWAY	0-3		0-1		0-3		1- 7
NEUTRAL	0-0		0-0		0-0		0- 0
NON-CONFERENCE	0-3		0-1		0-1		1- 6
HOME	0-0		0-0		0-0		1- 1
AWAY	0-3		0-1		0-1		0- 5
NEUTRAL	0-0		0-0		0-0		0- 0

Q1: (H:1-30)(N:1-50)(A:1-75) 0-3 overall, 0-3 non_conference				Q2: (H:31-75)(N:51-100)(A:76-135) 0-1 overall, 0-1 non_conference				Q3: (H:76-160)(N:101-200)(A:136-240) 0-3 overall, 0-1 non_conference				Q4: (H:161+)(N:201+)(A:241+) 5-1 overall, 1-1 non_conference			
NET S Opponent Score				NET S Opponent Score				NET S Opponent Score				NET S Opponent Score			
(H 1-15)(N 1-25)(A 1-40)				(H 31-55)(N 51-75)(A 76-100)				(H 76-160)(N 101-200)(A 136-240)				(H:161+)(N:201+)(A:241+)			
-----				-----				-----				-----			
(H 16-30)(N 26-50)(A 41-75)				(H 56-75)(N 76-100)(A 101-135)				Upcoming Games				Upcoming Games			
49 A Baylor 44 84 1229				99 A Tulsa 60 70 1213				146 A UAB 68 75 1114				179 H Louisiana 73 77 1128			
55 A Pittsburgh 57 99 1220				-----				165 A Abilene Christian 58 68 0102				251 A Lamar University 78 71 0109			
57 A Northwestern 52 82 1108				Upcoming Games				239 A A&M-Corpus Christi 61 76 0119				266 H Houston Baptist 81 76 0105			
Upcoming Games								-----				280 H SFA 68 61 0116			
								Upcoming Games				297 H South Alabama 71 60 1205			
												312 H McNeese 79 66 0112			

												195 H Sam Houston St. 0227			
												239 H A&M-Corpus Christi 0216			
												252 A Central Ark. 0123			
												307 H Nicholls St. 0209			
												307 A Nicholls St. 0302			
												312 A McNeese 0223			
												316 H Southeastern La. 0220			
												316 A Southeastern La. 0306			
												337 H Northwestern St. 0130			
												337 A Northwestern St. 0206			
												340 A Incarnate Word 0126			
												340 H Incarnate Word 0202			

Non-Div I Games:	Williams Bantist	90	62	Governors St	97	53	Pensacola Christia	87	59	Spring Hill	95	66
------------------	------------------	----	----	--------------	----	----	--------------------	----	----	-------------	----	----

Average NET Win:	293	WON-LOST RECORD	ROAD RECORD	STRENGTH OF SCHEDULE
Average NET Loss:	204			

DIV. I ONLY	7- 11	3- 8	331		
DIV. I NON-CONF.	5- 7	2- 6	276		
	Quadrant 1	Quadrant 2	Quadrant 3	Quadrant 4	TOTALS
OVERALL	0-1	0-0	1-5	6-5	7- 11
HOME	0-0	0-0	0-1	2-2	2- 3
AWAY	0-1	0-0	0-4	3-3	3- 8
NEUTRAL	0-0	0-0	1-0	1-0	2- 0
NON-CONFERENCE	0-1	0-0	1-4	4-2	5- 7
HOME	0-0	0-0	0-1	1-0	1- 1
AWAY	0-1	0-0	0-3	2-2	2- 6
NEUTRAL	0-0	0-0	1-0	1-0	2- 0

Q1: (H:1-30)(N:1-50)(A:1-75) 0-1 overall, 0-1 non_conference			Q2: (H:31-75)(N:51-100)(A:76-135) 0-0 overall, 0-0 non_conference			Q3: (H:76-160)(N:101-200)(A:136-240) 1-5 overall, 1-4 non_conference			Q4: (H:161+)(N:201+)(A:241+) 6-5 overall, 4-2 non_conference		
NET S Opponent Score			NET S Opponent Score			NET S Opponent Score			NET S Opponent Score		
(H 1-15)(N 1-25)(A 1-40)			(H 31-55)(N 51-75)(A 76-100)			(H 76-160)(N 101-200)(A 136-240)			(H:161+)(N:201+)(A:241+)		
10 A Buffalo 49 76 1124			-----			129 H Brown 53 78 1222			243 H Columbia 82 76 1110		
-----			(H 56-75)(N 76-100)(A 101-135)			147 A Colgate 66 82 1215			249 A Army West Point 69 73 1106		
(H 16-30)(N 26-50)(A 41-75)			-----			151 A Lehigh 72 78 1113			255 H Canisius 72 75 0103		
-----			Upcoming Games			193 N Dartmouth 76 58 1129			257 N LIU Brooklyn 70 53 1130		
Upcoming Games						207 A Hartford 56 65 1229			267 H Siena 66 71 0111		
						221 A Iona 77 90 0118			280 A SFA 60 64 1120		
						Upcoming Games			323 A Saint Peter's 63 72 0113		
						153 A Rider 0127			335 H Manhattan 78 63 0108		
						153 H Rider 0303			335 A Manhattan 62 46 0121		
									343 A New Hampshire 58 49 1219		
									348 A Stetson 79 75 1208		
									Upcoming Games		
									221 H Iona 0131		
									255 A Canisius 0204		
									259 H Quinnipiac 0125		
									259 A Quinnipiac 0215		
									267 A Siena 0224		
									272 H Fairfield 0202		
									272 A Fairfield 0301		
									277 A Monmouth 0217		
									299 H Niagara 0208		
									323 H Saint Peter's 0222		

Marist

Marist

Non-Div I Games:

Average NET Win: 252

WON-LOST
RECORD

ROAD
RECORD

STRENGTH
OF SCHEDULE

Average NET Loss: 154

DIV. I ONLY		6- 14	2- 8	203
DIV. I NON-CONF.		1- 12	1- 6	85
Quadrant 1		Quadrant 2	Quadrant 3	Quadrant 4
OVERALL	0-2	1-2	0-6	5-4
HOME	0-0	0-1	0-1	4-1
AWAY	0-2	1-0	0-4	1-2
NEUTRAL	0-0	0-1	0-1	0-1
NON-CONFERENCE	0-2	1-2	0-5	0-3
HOME	0-0	0-1	0-1	0-1
AWAY	0-2	1-0	0-3	0-1
NEUTRAL	0-0	0-1	0-1	0-1
				TOTALS
				6- 14
				4- 3
				2- 8
				0- 3
				1- 12
				0- 3
				1- 6
				0- 3

Q1: (H:1-30)(N:1-50)(A:1-75) 0-2 overall, 0-2 non_conference			Q2: (H:31-75)(N:51-100)(A:76-135) 1-2 overall, 1-2 non_conference			Q3: (H:76-160)(N:101-200)(A:136-240) 0-6 overall, 0-5 non_conference			Q4: (H:161+)(N:201+)(A:241+) 5-4 overall, 0-3 non_conference		
NET S Opponent Score			NET S Opponent Score			NET S Opponent Score			NET S Opponent Score		
(H 1-15)(N 1-25)(A 1-40)			(H 31-55)(N 51-75)(A 76-100)			(H 76-100)(N 101-135)(A 136-160)			(H 161-200)(N 201-240)(A 241-280)		
8 A Kentucky 44 90 1128			92 A Penn 76 74 1231			147 A Colgate 74 87 1109			167 H Princeton 57 60 1124		
(H 16-30)(N 26-50)(A 41-75)			(H 56-75)(N 76-100)(A 101-135)			151 H Lehigh 61 85 1106			204 N Cal St. Fullerton 63 87 1118		
50 A Hofstra 73 75 1205			74 H Yale 58 66 1220			158 A Saint Joseph's 63 78 1112			221 H Iona 83 81 0120		
Upcoming Games			94 N West Virginia 53 71 1115			163 A Bucknell 43 65 1201			259 A Quinnipiac 83 89 0110		
			Upcoming Games			172 N Valparaiso 53 64 1116			267 A Siena 63 60 0114		
						221 A Iona 84 *** 0103			272 H Fairfield 74 57 0117		
						Upcoming Games			286 A Albany (NY) 63 82 1208		
						153 H Rider 0202			323 H Saint Peter's 61 44 0105		
						153 A Rider 0215			335 H Manhattan 65 49 0112		
									Upcoming Games		
									255 A Canisius 0124		
									255 H Canisius 0222		
									259 H Quinnipiac 0224		
									267 H Siena 0131		
									272 A Fairfield 0209		
									276 H Marist 0217		
									299 A Niagara 0126		
									323 A Saint Peter's 0207		
									335 A Manhattan 0301		

Non-Div I Games:

Average NET Win: 275

WON-LOST RECORD

ROAD RECORD

STRENGTH OF SCHEDULE

Average NET Loss: 170

DIV. I ONLY	7- 12	3- 5	245
DIV. I NON-CONF.	5- 10	1- 5	247
Quadrant 1		Quadrant 2	Quadrant 3
OVERALL	0-1	0-2	2-4
HOME	0-0	0-1	0-1
AWAY	0-1	0-1	1-3
NEUTRAL	0-0	0-0	1-0
NON-CONFERENCE	0-1	0-2	2-3
HOME	0-0	0-1	0-0
AWAY	0-1	0-1	1-3
NEUTRAL	0-0	0-0	1-0
		Quadrant 4	TOTALS
		5-5	7- 12
		2-5	2- 7
		2-0	3- 5
		1-0	2- 0
		3-4	5- 10
		2-4	2- 5
		0-0	1- 5
		1-0	2- 0

Q1: (H:1-30)(N:1-50)(A:1-75) 0-1 overall, 0-1 non_conference		Q2: (H:31-75)(N:51-100)(A:76-135) 0-2 overall, 0-2 non_conference		Q3: (H:76-160)(N:101-200)(A:136-240) 2-4 overall, 2-3 non_conference		Q4: (H:161+)(N:201+)(A:241+) 5-5 overall, 3-4 non_conference	
NET S Opponent Score (H 1-15)(N 1-25)(A 1-40)		NET S Opponent Score (H 31-55)(N 51-75)(A 76-100)		NET S Opponent Score (H 76-100)(N 101-125)(A 126-150)		NET S Opponent Score (H 161-200)(N 201-240)(A 241-280)	
----- (H 16-30)(N 26-50)(A 41-75)		----- (H 56-75)(N 76-100)(A 101-135)		----- (H 101-125)(N 126-150)(A 151-180)		----- (H 201-240)(N 241-280)(A 281-320)	
75 A New Mexico St. 57 92 1219		74 H Yale 90 94 0105		131 H UC Irvine 68 74 0119		166 H Hawaii 79 84 0117	
-----		116 A San Diego 68 82 1209		153 N Rider 81 80 1223		177 H Pacific 77 79 1216	
Upcoming Games		-----		154 A Loyola Marymount 64 79 1113		182 H New Mexico 84 87 1106	
		Upcoming Games		168 A San Diego St. 60 65 0101		282 H Sacramento St. 68 88 1201	
		131 A UC Irvine 0309		175 A Pepperdine 90 83 1203		300 A UC Riverside 84 83 0109	
				197 A Washington St. 94 *** 1127		313 H Tennessee St. 80 77 1120	
				Upcoming Games		318 H Portland 77 80 1117	
				139 A UC Santa Barbara 0206		324 N SIUE 85 79 1222	
				139 H UC Santa Barbara 0307		327 H Morgan St. 94 86 1229	
				166 A Hawaii 0302		332 A Cal Poly 78 74 0112	
				196 A Long Beach St. 0220		-----	
				204 A Cal St. Fullerton 0130		Upcoming Games	
						196 H Long Beach St. 0123	
						204 H Cal St. Fullerton 0216	
						289 A UC Davis 0213	
						289 H UC Davis 0223	
						300 H UC Riverside 0227	
						332 H Cal Poly 0202	

Non-Div I Games: Cal St San Marcos 76 72

Average NET Win: 299

WON-LOST RECORD

ROAD RECORD

STRENGTH OF SCHEDULE

Average NET Loss: 148

DIV. I ONLY	5- 10	2- 9	144
DIV. I NON-CONF.	2- 7	0- 7	14
Quadrant 1		Quadrant 2	Quadrant 3
OVERALL	0-3	0-1	0-4
HOME	0-0	0-0	0-0
AWAY	0-3	0-1	0-4
NEUTRAL	0-0	0-0	0-0
NON-CONFERENCE	0-3	0-1	0-3
HOME	0-0	0-0	0-0
AWAY	0-3	0-1	0-3
NEUTRAL	0-0	0-0	0-0
		Quadrant 4	TOTALS
		5-2	5- 10
		3-1	3- 1
		2-1	2- 9
		0-0	0- 0
		2-0	2- 7
		2-0	2- 0
		0-0	0- 7
		0-0	0- 0

Q1: (H:1-30)(N:1-50)(A:1-75) 0-3 overall, 0-3 non_conference					Q2: (H:31-75)(N:51-100)(A:76-135) 0-1 overall, 0-1 non_conference					Q3: (H:76-160)(N:101-200)(A:136-240) 0-4 overall, 0-3 non_conference					Q4: (H:161+)(N:201+)(A:241+) 5-2 overall, 2-0 non_conference						
NET	S	Opponent	Score		NET	S	Opponent	Score		NET	S	Opponent	Score		NET	S	Opponent	Score			
(H 1-15)(N 1-25)(A 1-40)					(H 31-55)(N 51-75)(A 76-100)					(H 76-160)(N 101-200)(A 136-240)					(H:161+)(N:201+)(A:241+)						
9	A	North Carolina	76	101	1119					151	A	Lehigh	76	88	1222	232	H	Fairleigh Dickinson	61	79	0105
10	A	Buffalo	67	82	1106					205	A	American	82	95	1204	257	A	LIU Brooklyn	74	67	0110
12	A	Virginia Tech	37	75	1124					208	A	Delaware	83	88	1209	281	A	Central Conn. St.	80	69	0119
----- (H 16-30)(N 26-50)(A 41-75)					(H 56-75)(N 76-100)(A 101-135)					----- 227 A St. Francis Brooklyn 68 72 0112					299 H Niagara 79 75 1130						
----- Upcoming Games					106 A UCLA 58 95 1116					Upcoming Games					320 A Bryant 67 76 0121						
										216 A Sacred Heart 0302					327 H Morgan St. 80 60 1109						
										232 A Fairleigh Dickinson 0214					333 H Mt. St. Mary's 80 69 0103						
															----- Upcoming Games						
															216 H Sacred Heart 0126						
															227 H St. Francis Brooklyn 0221						
															246 A Robert Morris 0131						
															246 H Robert Morris 0216						
															257 H LIU Brooklyn 0223						
															268 H Wagner 0124						
															268 A Wagner 0228						
															281 H Central Conn. St. 0207						
															320 H Bryant 0209						
															333 A Mt. St. Mary's 0202						

Non-Div I Games: Franciscan	96	63	Bloomshurn	113	59
-----------------------------	----	----	------------	-----	----

Average NET Win: 254 WON-LOST RECORD ROAD RECORD STRENGTH OF SCHEDULE
Average NET Loss: 170

DIV. I ONLY	5- 8	2- 4	243
DIV. I NON-CONF.	3- 5	1- 2	46
<hr/>			
	Quadrant 1	Quadrant 2	Quadrant 3
OVERALL	1-1	0-2	0-2
HOME	0-0	0-1	0-1
AWAY	1-0	0-1	0-1
NEUTRAL	0-1	0-0	0-0
NON-CONFERENCE	1-1	0-2	0-2
HOME	0-0	0-1	0-1
AWAY	1-0	0-1	0-1
NEUTRAL	0-1	0-0	0-0
			Quadrant 4
			4-3
			2-1
			1-2
			1-0
			2-0
			1-0
			0-0
			1-0
			TOTALS
			5- 8
			2- 3
			2- 4
			1- 1
			3- 5
			1- 2
			1- 2
			1- 1

Q1: (H:1-30)(N:1-50)(A:1-75) 1-1 overall, 1-1 non_conference				Q2: (H:31-75)(N:51-100)(A:76-135) 0-2 overall, 0-2 non_conference				Q3: (H:76-160)(N:101-200)(A:136-240) 0-2 overall, 0-2 non_conference				Q4: (H:161+)(N:201+)(A:241+) 4-3 overall, 2-0 non_conference			
NET S Opponent Score				NET S Opponent Score				NET S Opponent Score				NET S Opponent Score			
(H 1-15)(N 1-25)(A 1-40)				(H 31-55)(N 51-75)(A 76-100)				(H 76-160)(N 101-200)(A 136-240)				(H 161+)(N 201+)(A 241+)			
-----				-----				-----				-----			
(H 16-30)(N 26-50)(A 41-75)				(H 56-75)(N 76-100)(A 101-135)				Upcoming Games				Upcoming Games			
39 N San Francisco 58 76 1130				51 H Alabama 69 79 1230				123 H Louisiana Tech 93 96 1207				275 A New Orleans 61 68 0116			
49 A Baylor 59 58 1218				93 A Miami (FL) 58 96 1113				137 A La.-Monroe 58 74 1215				276 H Marist 64 60 1120			
-----				-----				-----				287 N Milwaukee 66 51 1201			
Upcoming Games				Upcoming Games				Upcoming Games				307 A Nicholls St. 73 78 0109			
								165 A Abilene Christian 0305				316 H Southeastern La. 65 60 0102			
								195 A Sam Houston St. 0202				337 H Northwestern St. 59 61 0112			
												340 A Incarnate Word 74 71 0119			

												Upcoming Games			
												165 H Abilene Christian 0123			
												195 H Sam Houston St. 0309			
												239 H A&M-Corpus Christi 0220			
												251 H Lamar University 0209			
												251 A Lamar University 0302			
												252 H Central Ark. 0130			
												252 A Central Ark. 0227			
												266 A Houston Baptist 0206			
												312 H McNeese 0213			
												337 A Northwestern St. 0216			
												340 H Incarnate Word 0223			

Non-Div I Games: Arlington Baptist 97 47 St Edward's 73 60 S'western Assemb 68 67 Texas Wesleyan 83 71

Average NET Win: 274

WON-LOST RECORD

ROAD RECORD

STRENGTH OF SCHEDULE

Average NET Loss: 166

DIV. I ONLY	6- 11	4- 7	270
DIV. I NON-CONF.	4- 7	2- 6	137
Quadrant 1		Quadrant 2	Quadrant 3
OVERALL	0-2	0-2	2-3
HOME	0-0	0-0	0-0
AWAY	0-2	0-2	2-2
NEUTRAL	0-0	0-0	0-1
NON-CONFERENCE	0-2	0-2	1-2
HOME	0-0	0-0	0-0
AWAY	0-2	0-2	1-1
NEUTRAL	0-0	0-0	0-1
		Quadrant 4	TOTALS
		4-4	6- 11
		1-3	1- 3
		2-1	4- 7
		1-0	1- 1
		3-1	4- 7
		1-0	1- 0
		1-1	2- 6
		1-0	1- 1

Q1: (H:1-30)(N:1-50)(A:1-75) 0-2 overall, 0-2 non_conference					Q2: (H:31-75)(N:51-100)(A:76-135) 0-2 overall, 0-2 non_conference					Q3: (H:76-160)(N:101-200)(A:136-240) 2-3 overall, 1-2 non_conference					Q4: (H:161+)(N:201+)(A:241+) 4-4 overall, 3-1 non_conference										
NET	S	Opponent	Score		NET	S	Opponent	Score		NET	S	Opponent	Score		NET	S	Opponent	Score							
		(H 1-15)(N 1-25)(A 1-40)					(H 31-55)(N 51-75)(A 76-100)					(H 76-100)(N 101-135)(A 136-240)					(H 161-200)(N 201-240)(A 241-280)								
12	A	Virginia Tech	40	94	1201	84	A	Providence	63	87	1216	135	N	Austin Peay	78	80	1116	217	H	UMass Lowell	86	74	1113		
		-----					-----					-----					-----					-----			
		(H 16-30)(N 26-50)(A 41-75)					(H 56-75)(N 76-100)(A 101-135)					(H 101-135)(N 136-200)(A 201-240)					(H 201-240)(N 241-280)(A 281-320)					(H 281-320)(N 321-400)(A 401-480)			
73	A	Oregon St.	59	80	1229	103	A	Georgetown	78	85	1110			Upcoming Games			Upcoming Games			216	H	Sacred Heart			0223
		-----					-----					-----					-----					-----			
		Upcoming Games					Upcoming Games					Upcoming Games					Upcoming Games					Upcoming Games			

Non-Div I Games: Pine Manor 88 59 Penn St-Wilkes Ba 79 58

Average NET Win: 260

WON-LOST

ROAD

STRENGTH

Average NET Loss: 199

RECORD

RECORD

OF SCHEDULE

DIV. I ONLY	4- 8	2- 6	295		
DIV. I NON-CONF.	3- 3	1- 3	298		
<hr/>					
	Quadrant 1	Quadrant 2	Quadrant 3	Quadrant 4	TOTALS
OVERALL	0-1	0-1	0-1	4-5	4- 8
HOME	0-0	0-0	0-0	1-2	1- 2
AWAY	0-1	0-1	0-1	2-3	2- 6
NEUTRAL	0-0	0-0	0-0	1-0	1- 0
NON-CONFERENCE	0-1	0-0	0-1	3-1	3- 3
HOME	0-0	0-0	0-0	1-0	1- 0
AWAY	0-1	0-0	0-1	1-1	1- 3
NEUTRAL	0-0	0-0	0-0	1-0	1- 0

Q1: (H:1-30)(N:1-50)(A:1-75) 0-1 overall, 0-1 non_conference				Q2: (H:31-75)(N:51-100)(A:76-135) 0-1 overall, 0-0 non_conference				Q3: (H:76-160)(N:101-200)(A:136-240) 0-1 overall, 0-1 non_conference				Q4: (H:161+)(N:201+)(A:241+) 4-5 overall, 3-1 non_conference			
NET S Opponent Score				NET S Opponent Score				NET S Opponent Score				NET S Opponent Score			
(H 1-15)(N 1-25)(A 1-40)				(H 31-55)(N 51-75)(A 76-100)				(H 76-160)(N 101-200)(A 136-240)				(H:161+)(N:201+)(A:241+)			
37 A Washington 41 57 1221								139 A UC Santa Barbara 58 75 1129				189 H Northern Colo. 65 70 1229			
(H 16-30)(N 26-50)(A 41-75)				(H 56-75)(N 76-100)(A 101-135)				Upcoming Games				204 H Cal St. Fullerton 87 82 1124			
Upcoming Games				118 A Montana 56 87 0103				118 H Montana 0309				261 H Idaho St. 70 72 0112			
				Upcoming Games				159 A Weber St. 0202				263 A Montana St. 70 84 0105			
								159 H Weber St. 0221				265 A Southern Utah 71 76 0119			
								189 A Northern Colo. 0209				270 A Northern Ariz. 66 64 0117			
												278 A CSUN 88 68 1201			
												289 N UC Davis 58 55 1120			
												318 A Portland 67 76 1208			
												Upcoming Games			
												261 A Idaho St. 0131			
												263 H Montana St. 0307			
												265 H Southern Utah 0214			
												270 H Northern Ariz. 0216			
												291 H Portland St. 0211			
												291 A Portland St. 0223			
												303 H Eastern Wash. 0126			
												303 A Eastern Wash. 0228			
												310 H Idaho 0124			
												310 A Idaho 0302			

Sacramento St.

Non-Div I Games: Simpson (CA) 76 52 Westcliff 89 40 Holy Names 81 56

STRENGTH

RECORD

RECORD

OF SCHEDULE

DIV. I ONLY		5- 14	3- 5	312	
DIV. I NON-CONF.		3- 9	1- 2	301	
	Quadrant 1	Quadrant 2	Quadrant 3	Quadrant 4	TOTALS
OVERALL	0-1	0-1	1-6	4-6	5- 14
HOME	0-0	0-1	0-1	1-2	1- 4
AWAY	0-1	0-0	1-3	2-1	3- 5
NEUTRAL	0-0	0-0	0-2	1-3	1- 5
NON-CONFERENCE	0-1	0-1	0-2	3-5	3- 9
HOME	0-0	0-1	0-0	1-1	1- 2
AWAY	0-1	0-0	0-0	1-1	1- 2
NEUTRAL	0-0	0-0	0-2	1-3	1- 5

Q1: (H:1-30)(N:1-50)(A:1-75) 0-1 overall, 0-1 non_conference					Q2: (H:31-75)(N:51-100)(A:76-135) 0-1 overall, 0-1 non_conference					Q3: (H:76-160)(N:101-200)(A:136-240) 1-6 overall, 0-2 non_conference					Q4: (H:161+)(N:201+)(A:241+) 4-6 overall, 3-5 non_conference					
NET	S	Opponent	Score		NET	S	Opponent	Score		NET	S	Opponent	Score		NET	S	Opponent	Score		
(H 1-15)(N 1-25)(A 1-40)					(H 31-55)(N 51-75)(A 76-100)					(H 76-160)(N 101-200)(A 136-240)					(H 161+)(N 201+)(A 241+)					
1	A	Virginia	42	73	1106										222	H	UNCW	61	67	0105
-----					-----					-----					-----					
(H 16-30)(N 26-50)(A 41-75)					(H 56-75)(N 76-100)(A 101-135)															
					69	H	Vermont	64	70	1130					234	H	Cornell	74	86	0109
-----					-----					-----					-----					
Upcoming Games					Upcoming Games					Upcoming Games					Upcoming Games					
50	A	Hofstra		0221	50	H	Hofstra		0126						244	N	North Dakota St.	51	76	1118
					101	A	Northeastern		0223	101	H	Northeastern		0124	262	A	George Washington	64	68	1205
					115	A	Col. of Charleston		0202	222	A	UNCW		0131	273	A	UMBC	80	76	1211
															274	N	La Salle	51	57	1222
															290	H	Loyola Maryland	85	69	1125
															308	N	Tulane	73	55	1221
															309	A	Elon	77	60	1228
															327	N	Morgan St.	69	74	1208

															Upcoming Games					
															208	H	Delaware			0214
															209	H	William & Mary			0228
															233	H	James Madison			0209
															240	H	Drexel			0216
															309	H	Elon			0302

Non-Div I Games: Wesley	93	66
-------------------------	----	----

Average NET Win: 250

WON-LOST RECORD

ROAD RECORD

STRENGTH OF SCHEDULE

Average NET Loss: 208

DIV. I ONLY		4- 12	3- 7	281
DIV. I NON-CONF.		2- 8	2- 4	304
Quadrant 1		Quadrant 2	Quadrant 3	Quadrant 4
OVERALL	0-0	0-2	2-2	2-8
HOME	0-0	0-0	0-0	1-5
AWAY	0-0	0-2	2-2	1-3
NEUTRAL	0-0	0-0	0-0	0-0
NON-CONFERENCE	0-0	0-2	1-0	1-6
HOME	0-0	0-0	0-0	0-4
AWAY	0-0	0-2	1-0	1-2
NEUTRAL	0-0	0-0	0-0	0-0

Q1: (H:1-30)(N:1-50)(A:1-75) 0-0 overall, 0-0 non_conference			Q2: (H:31-75)(N:51-100)(A:76-135) 0-2 overall, 0-2 non_conference			Q3: (H:76-160)(N:101-200)(A:136-240) 2-2 overall, 1-0 non_conference			Q4: (H:161+)(N:201+)(A:241+) 2-8 overall, 1-6 non_conference		
NET S Opponent Score			NET S Opponent Score			NET S Opponent Score			NET S Opponent Score		
(H 1-15)(N 1-25)(A 1-40)			(H 31-55)(N 51-75)(A 76-100)			(H 76-160)(N 101-200)(A 136-240)			(H:161+)(N:201+)(A:241+)		
-----			88 A UConn 63 90 1205			151 A Lehigh 83 86 0102			167 H Princeton 79 81 1221		
(H 16-30)(N 26-50)(A 41-75)			92 A Penn 61 91 1113			191 A Holy Cross 70 77 0112			216 H Sacred Heart 62 64 1202		
-----			(H 56-75)(N 76-100)(A 101-135)			205 A American 84 79 0119			227 H St. Francis Brooklyn 72 84 1118		
Upcoming Games			-----			232 A Fairleigh Dickinson 80 76 1125			234 H Cornell 58 63 1128		
			Upcoming Games			Upcoming Games			249 A Army West Point 69 77 0105		
						147 A Colgate 0123			259 A Quinnipiac 77 88 1208		
						147 H Colgate 0302			274 A La Salle 77 76 1110		
						151 H Lehigh 0130			290 H Loyola Maryland 85 70 0109		
						163 A Bucknell 0223			295 H Navy 77 85 0116		
						236 A Boston U. 0206			323 A Saint Peter's 86 93 1107		
									Upcoming Games		
									163 H Bucknell 0202		
									191 H Holy Cross 0210		
									205 H American 0220		
									236 H Boston U. 0227		
									249 H Army West Point 0126		
									290 A Loyola Maryland 0217		
									295 A Navy 0213		

Non-Div I Games: Rosemont 95 54

Average NET Win: 257

WON-LOST

ROAD

STRENGTH

Average NET Loss: 133

RECORD

RECORD

OF SCHEDULE

DIV. I ONLY	4- 16	2- 10	115		
DIV. I NON-CONF.	2- 10	1- 7	110		
	Quadrant 1	Quadrant 2	Quadrant 3	Quadrant 4	TOTALS
OVERALL	0-4	0-3	1-7	3-2	4- 16
HOME	0-1	0-1	0-1	2-1	2- 4
AWAY	0-3	0-2	1-4	1-1	2- 10
NEUTRAL	0-0	0-0	0-2	0-0	0- 2
NON-CONFERENCE	0-2	0-2	0-6	2-0	2- 10
HOME	0-0	0-0	0-1	1-0	1- 1
AWAY	0-2	0-2	0-3	1-0	1- 7
NEUTRAL	0-0	0-0	0-2	0-0	0- 2

Q1: (H:1-30)(N:1-50)(A:1-75) 0-4 overall, 0-2 non_conference					Q2: (H:31-75)(N:51-100)(A:76-135) 0-3 overall, 0-2 non_conference					Q3: (H:76-160)(N:101-200)(A:136-240) 1-7 overall, 0-6 non_conference					Q4: (H:161+)(N:201+)(A:241+) 3-2 overall, 2-0 non_conference				
NET	S	Opponent (H 1-15)(N 1-25)(A 1-40)	Score		NET	S	Opponent (H 31-55)(N 51-75)(A 76-100)	Score		NET	S	Opponent	Score		NET	S	Opponent	Score	
25	A	Iowa	60	78	1218		-----			115	H	Col. of Charleston	74	77	1110	161	H	Samford	76 69 0105
26	A	NC State	67	100	1205		(H 56-75)(N 76-100)(A 101-135)			119	N	Jacksonville St.	53	84	1120	250	H	Chattanooga	62 73 0103
		-----								142	N	Southern Miss.	63	68	1121	294	H	Jacksonville	77 65 1124
		(H 16-30)(N 26-50)(A 41-75)				58	H	UNC Greensboro	60 69 0117	145	A	Wright St.	73	96	1107	321	A	VMI	83 91 0119
29	H	Wofford	54	74	1229	121	A	Bowling Green	52 73 1221	174	A	Wake Forest	64	71	1127	353	A	UNC Asheville	71 59 1208
63	A	Furman	88	90	1201	126	A	SMU	65 98 1114	184	A	Mercer	80	84	0110			-----	
		-----					-----			220	A	The Citadel	94	82	0112			Upcoming Games	
		Upcoming Games					Upcoming Games			230	A	High Point	59	86	1215	184	H	Mercer	0214
29	A	Wofford			0209	63	H	Furman	0207			-----				220	H	The Citadel	0216
58	A	UNC Greensboro			0221	81	A	ETSU	0302	81	H	ETSU			0126	250	A	Chattanooga	0131
										161	A	Samford			0202	321	H	VMI	0223

Western Caro

Non-Div I Games: Hiwassee	94	55
---------------------------	----	----

Average NET Win: 292

WON-LOST RECORD

ROAD RECORD

STRENGTH OF SCHEDULE

Average NET Loss: 197

DIV. I ONLY		4- 14	2- 7	237	
DIV. I NON-CONF.		4- 10	2- 5	240	

	Quadrant 1	Quadrant 2	Quadrant 3	Quadrant 4	TOTALS
OVERALL	0-1	0-2	0-4	4-7	4- 14
HOME	0-0	0-1	0-0	2-4	2- 5
AWAY	0-1	0-1	0-3	2-2	2- 7
NEUTRAL	0-0	0-0	0-1	0-1	0- 2
NON-CONFERENCE	0-1	0-1	0-3	4-5	4- 10
HOME	0-0	0-0	0-0	2-3	2- 3
AWAY	0-1	0-1	0-2	2-1	2- 5
NEUTRAL	0-0	0-0	0-1	0-1	0- 2

Q1: (H:1-30)(N:1-50)(A:1-75) 0-1 overall, 0-1 non_conference			Q2: (H:31-75)(N:51-100)(A:76-135) 0-2 overall, 0-1 non_conference			Q3: (H:76-160)(N:101-200)(A:136-240) 0-4 overall, 0-3 non_conference			Q4: (H:161+)(N:201+)(A:241+) 4-7 overall, 4-5 non_conference		
NET S Opponent Score			NET S Opponent Score			NET S Opponent Score			NET S Opponent Score		
(H 1-15)(N 1-25)(A 1-40)			(H 31-55)(N 51-75)(A 76-100)			(H 76-160)(N 101-200)(A 136-240)			(H:161+)(N:201+)(A:241+)		
-----			-----			-----			-----		
(H 16-30)(N 26-50)(A 41-75)			(H 56-75)(N 76-100)(A 101-135)			Upcoming Games			(H 161+)(N 201+)(A 241+)		
74 A Yale 63 71 1211			84 A Providence 43 73 1218			140 A Kent St. 68 70 1228			191 H Holy Cross 65 69 1120		
-----			-----			193 N Dartmouth 77 91 1130			193 H Dartmouth 52 61 1215		
Upcoming Games			69 H Vermont 51 80 0105			217 A UMass Lowell 72 84 0116			236 H Boston U. 61 71 1114		
69 A Vermont 0209			-----			221 A Iona 68 72 1109			255 A Canisius 75 66 1117		
			Upcoming Games			Upcoming Games			257 N LIU Brooklyn 77 80 1129		
			132 A Stony Brook 0221			132 H Stony Brook 0123			273 A UMBC 64 65 0119		
						207 A Hartford 0302			277 H Monmouth 82 63 1208		
									287 A Milwaukee 70 79 1123		
									299 A Niagara 79 74 1231		
									328 H Maine 62 66 0112		
									335 H Manhattan 77 67 1220		

									Upcoming Games		
									207 H Hartford 0126		
									217 H UMass Lowell 0213		
									273 H UMBC 0223		
									328 A Maine 0217		
									336 H Binghamton 0202		
									336 A Binghamton 0305		
									343 A New Hampshire 0130		
									343 H New Hampshire 0227		

Non-Div I Games: SUNY Oneonta 79 62

Average NET Win: 243 WON-LOST ROAD STRENGTH
Average NET Loss: 177 RECORD RECORD OF SCHEDULE

DIV. I ONLY	8- 11	3- 5	313
DIV. I NON-CONF.	4- 8	2- 4	257

OVERALL	Quadrant 1	Quadrant 2	Quadrant 3
HOME	0-2	0-1	2-3
AWAY	0-0	0-0	0-1
NEUTRAL	0-1	0-1	2-2
NON-CONFERENCE	0-1	0-0	0-0
HOME	0-2	1-2	3-3
AWAY	0-0	0-1	2-1
NEUTRAL	0-1	0-1	1-1
	0-1	0-0	0-1
			0-2

Q1: (H:1-30)(N:1-50)(A:1-75) 0-2 overall, 0-2 non_conference			Q2: (H:31-75)(N:51-100)(A:76-135) 0-1 overall, 0-1 non_conference			Q3: (H:76-160)(N:101-200)(A:136-240) 2-3 overall, 1-2 non_conference			Q4: (H:161+)(N:201+)(A:241+) 6-5 overall, 3-3 non_conference		
NET S Opponent Score			NET S Opponent Score			NET S Opponent Score			NET S Opponent Score		
(H 1-15)(N 1-25)(A 1-40)			(H 31-55)(N 51-75)(A 76-100)			(H 76-160)(N 101-200)(A 136-240)			(H:161+)(N:201+)(A:241+)		
10 N Buffalo 77 96 1130			-----			133 H Drake 61 75 1206			192 H IUPUI 64 57 0119		
32 A Cincinnati 63 74 1116			(H 56-75)(N 76-100)(A 101-135)			173 A Detroit Mercy 84 93 0112			206 H Green Bay 82 92 1229		
(H 16-30)(N 26-50)(A 41-75)			124 A Boston College 53 73 1106			190 A FIU 83 86 1113			210 H UIC 81 69 0117		
-----			-----			228 A Oakland 67 64 0110			245 A Western Mich. 67 66 1222		
Upcoming Games			Upcoming Games			231 A UMKC 69 66 1213			257 H LIU Brooklyn 92 87 1120		
			109 A Northern Ky. 0126			Upcoming Games			260 H Youngstown St. 51 76 0105		
						109 H Northern Ky. 0228			269 H North Dakota 60 63 1110		
						145 A Wright St. 0124			269 A North Dakota 72 83 1209		
						145 H Wright St. 0302			280 N SFA 51 66 1201		
						192 A IUPUI 0222			286 H Albany (NY) 79 70 1123		
						206 A Green Bay 0201			296 H Cleveland St. 83 76 0103		
						210 A UIC 0224			-----		
									Upcoming Games		
									173 H Detroit Mercy 0214		
									228 H Oakland 0216		
									260 A Youngstown St. 0207		
									296 A Cleveland St. 0209		

Non-Div I Games: Wis Lutheran 87 64

Average NET Win: 264

Average NET Loss: 153

WON-LOST
RECORD

ROAD
RECORD

STRENGTH
OF SCHEDULE

DIV. I ONLY	10- 8	3- 5	303
DIV. I NON-CONF.	6- 6	2- 4	331
Quadrant 1		Quadrant 2	Quadrant 3
OVERALL	0-2	0-2	3-1
HOME	0-0	0-1	1-0
AWAY	0-2	0-1	1-1
NEUTRAL	0-0	0-0	1-0
NON-CONFERENCE	0-2	0-0	2-1
HOME	0-0	0-0	0-0
AWAY	0-2	0-0	1-1
NEUTRAL	0-0	0-0	1-0
		Quadrant 4	TOTALS
		7-3	10- 8
		4-1	5- 2
		2-1	3- 5
		1-1	2- 1
		4-3	6- 6
		2-1	2- 1
		1-1	2- 4
		1-1	2- 1

Q1: (H:1-30)(N:1-50)(A:1-75) 0-2 overall, 0-2 non_conference				Q2: (H:31-75)(N:51-100)(A:76-135) 0-2 overall, 0-0 non_conference				Q3: (H:76-160)(N:101-200)(A:136-240) 3-1 overall, 2-1 non_conference				Q4: (H:161+)(N:201+)(A:241+) 7-3 overall, 4-3 non_conference			
NET S Opponent Score				NET S Opponent Score				NET S Opponent Score				NET S Opponent Score			
(H 1-15)(N 1-25)(A 1-40)				(H 31-55)(N 51-75)(A 76-100)				(H 76-160)(N 101-200)(A 136-240)				(H:161+)(N:201+)(A:241+)			
17 A Iowa St. 53 101 1221				45 H Murray St. 61 83 0117				135 H Austin Peay 85 83 0119				211 N Arkansas St. 90 86 1124			
(H 16-30)(N 26-50)(A 41-75)				(H 56-75)(N 76-100)(A 101-135)				157 N Gardner-Webb 79 78 1123				222 N UNCW 65 82 1125			
43 A Texas 59 71 1106				119 A Jacksonville St. 62 69 0110				192 A IUPUI 65 71 1110				238 H Purdue Fort Wayne 60 104 1128			
Upcoming Games				Upcoming Games				229 A Bradley 73 66 1215				304 H Western Ill. 68 66 1117			
45 A Murray St. 0207				87 A Belmont 0221				Upcoming Games				304 A Western Ill. 74 67 1208			
				135 A Austin Peay 0209				119 H Jacksonville St. 0228				305 H North Ala. 81 70 1230			
												324 H SIUE 84 81 0105			
												334 H UT Martin 92 87 0103			
												339 A Tennessee Tech 67 60 0112			
												347 A Chicago St. 72 80 1201			
												Upcoming Games			
												223 H Eastern Ky. 0131			
												254 H Morehead St. 0202			
												313 A Tennessee St. 0223			
												315 A Southeast Mo. St. 0126			
												315 H Southeast Mo. St. 0216			
												324 A SIUE 0214			
												334 A UT Martin 0124			
												339 H Tennessee Tech 0302			

Non-Div I Games: Fonthonne 90 37

Average NET Win: 280

WON-LOST RECORD

ROAD RECORD

STRENGTH OF SCHEDULE

Average NET Loss: 129

DIV. I ONLY		3- 13	0- 9	138
DIV. I NON-CONF.		2- 10	0- 7	132
Quadrant 1		Quadrant 2	Quadrant 3	Quadrant 4
OVERALL	0-2	0-4	0-6	3- 13
HOME	0-0	0-1	0-2	2- 3
AWAY	0-2	0-3	0-4	0- 9
NEUTRAL	0-0	0-0	0-0	1- 1
NON-CONFERENCE	0-2	0-3	0-4	2- 10
HOME	0-0	0-1	0-1	1- 2
AWAY	0-2	0-2	0-3	0- 7
NEUTRAL	0-0	0-0	0-0	1- 1

Q1: (H:1-30)(N:1-50)(A:1-75) 0-2 overall, 0-2 non_conference			Q2: (H:31-75)(N:51-100)(A:76-135) 0-4 overall, 0-3 non_conference			Q3: (H:76-160)(N:101-200)(A:136-240) 0-6 overall, 0-4 non_conference			Q4: (H:161+)(N:201+)(A:241+) 3-1 overall, 2-1 non_conference		
NET S Opponent Score (H 1-15)(N 1-25)(A 1-40)			NET S Opponent Score (H 31-55)(N 51-75)(A 76-100)			NET S Opponent Score (H 76-160)(N 101-200)(A 136-240)			NET S Opponent Score (H 161-200)(N 201-240)(A 241-300)		
34 A Indiana 62 76 1123			39 H San Francisco 42 76 1106			116 H San Diego 57 76 1109			239 N A&M-Corpus Christi 57 54 1117		
83 A Arkansas 58 81 1112			83 A Arkansas 58 81 1112			136 A Northern Ill. 62 71 1205			270 H Northern Ariz. 73 57 1129		
98 A Southern California 55 73 1230			98 A Southern California 55 73 1230			139 H UC Santa Barbara 58 69 0117			282 N Sacramento St. 55 58 1120		
54 A Arizona 68 70 1222						154 A Loyola Marymount 59 77 1228			332 H Cal Poly 75 63 0119		
Upcoming Games			(H 56-75)(N 76-100)(A 101-135)			196 A Long Beach St. 77 82 0112			Upcoming Games		
			131 A UC Irvine 69 71 0110			215 A UT Arlington 59 68 1118			166 H Hawaii 0307		
			Upcoming Games			Upcoming Games			196 H Long Beach St. 0216		
						131 H UC Irvine 0228			204 H Cal St. Fullerton 0302		
						139 A UC Santa Barbara 0209			278 H CSUN 0213		
						166 H Hawaii 0126			278 A CSUN 0223		
						204 A Cal St. Fullerton 0221			300 H UC Riverside 0309		
									332 A Cal Poly 0207		

Non-Div I Games: Holy Names 90 60 William Jessup 83 65

Average NET Win: 281

WON-LOST RECORD

ROAD RECORD

STRENGTH OF SCHEDULE

Average NET Loss: 157

DIV. I ONLY		7- 12	2- 10	231
DIV. I NON-CONF.		4- 9	1- 8	280
Quadrant 1		Quadrant 2	Quadrant 3	Quadrant 4
OVERALL	0-4	0-0	1-4	6-4
HOME	0-0	0-0	0-0	4-2
AWAY	0-4	0-0	1-4	1-2
NEUTRAL	0-0	0-0	0-0	1-0
NON-CONFERENCE	0-4	0-0	0-3	4-2
HOME	0-0	0-0	0-0	2-1
AWAY	0-4	0-0	0-3	1-1
NEUTRAL	0-0	0-0	0-0	1-0
				TOTALS
				7- 12
				4- 2
				2- 10
				1- 0
				4- 9
				2- 1
				1- 8
				1- 0

Q1: (H:1-30)(N:1-50)(A:1-75) 0-4 overall, 0-4 non_conference			Q2: (H:31-75)(N:51-100)(A:76-135) 0-0 overall, 0-0 non_conference			Q3: (H:76-160)(N:101-200)(A:136-240) 1-4 overall, 0-3 non_conference			Q4: (H:161+)(N:201+)(A:241+) 6-4 overall, 4-2 non_conference		
NET S Opponent Score (H 1-15)(N 1-25)(A 1-40)			NET S Opponent Score (H 31-55)(N 51-75)(A 76-100)			NET S Opponent Score (H 76-100)(N 101-135)(A 136-240)			NET S Opponent Score (H 161-200)(N 201-240)(A 241-300)		
20 A Maryland 71 94 1211			-----			151 A Lehigh 72 89 0106			191 H Holy Cross 73 80 0103		
26 A NC State 64 97 1228			(H 56-75)(N 76-100)(A 101-135)			173 A Detroit Mercy 63 91 1119			193 H Dartmouth 80 82 1111		
40 A St. John's (NY) 55 76 1106			-----			191 A Holy Cross 67 65 0119			236 H Boston U. 81 73 0116		
(H 16-30)(N 26-50)(A 41-75)			Upcoming Games			217 A UMass Lowell 79 97 1221			249 H Army West Point 66 64 0112		
61 A Temple 67 81 1116						240 A Drexel 86 95 1205			271 N Hampton 75 66 1120		
Upcoming Games						Upcoming Games			283 A Towson 69 85 1125		
						147 H Colgate 0126			284 A Lafayette 70 85 0109		
						147 A Colgate 0209			333 H Mt. St. Mary's 75 65 1201		
						151 H Lehigh 0302			336 A Binghamton 83 65 1208		
						163 A Bucknell 0123			350 H Delaware St. 91 62 1113		
						205 A American 0213			Upcoming Games		
						236 A Boston U. 0223			163 H Bucknell 0206		
									205 H American 0130		
									249 A Army West Point 0227		
									284 H Lafayette 0217		
									295 A Navy 0202		
									295 H Navy 0220		

Non-Div I Games:

Average NET Win: 245 WON-LOST ROAD STRENGTH
Average NET Loss: 172 RECORD RECORD OF SCHEDULE

DIV. I ONLY	3- 11	1- 6	152
DIV. I NON-CONF.	2- 6	0- 3	120
Quadrant 1		Quadrant 2	Quadrant 3
OVERALL	0-1	1-2	0-3
HOME	0-0	0-0	0-2
AWAY	0-1	1-2	0-0
NEUTRAL	0-0	0-0	0-1
NON-CONFERENCE	0-1	0-2	0-2
HOME	0-0	0-0	0-1
AWAY	0-1	0-2	0-0
NEUTRAL	0-0	0-0	0-1
		Quadrant 4	TOTALS
		2-5	3- 11
		2-2	2- 4
		0-3	1- 6
		0-0	0- 1
		2-1	2- 6
		2-1	2- 2
		0-0	0- 3
		0-0	0- 1

Q1: (H:1-30)(N:1-50)(A:1-75) 0-1 overall, 0-1 non_conference			Q2: (H:31-75)(N:51-100)(A:76-135) 1-2 overall, 0-2 non_conference			Q3: (H:76-160)(N:101-200)(A:136-240) 0-3 overall, 0-2 non_conference			Q4: (H:161+)(N:201+)(A:241+) 2-5 overall, 2-1 non_conference		
NET S Opponent Score			NET S Opponent Score			NET S Opponent Score			NET S Opponent Score		
(H 1-15)(N 1-25)(A 1-40)			(H 31-55)(N 51-75)(A 76-100)			139 N UC Santa Barbara 69 76 1123			170 H CSU Bakersfield 71 76 1220		
-----			-----			154 H Loyola Marymount 58 85 1215			189 H Northern Colo. 60 73 1231		
(H 16-30)(N 26-50)(A 41-75)			(H 56-75)(N 76-100)(A 101-135)			159 H Weber St. 88 95 0112			263 A Montana St. 88 98 0103		
68 A Oregon 57 84 1106			107 A BYU 66 85 1212			Upcoming Games			265 A Southern Utah 69 83 0117		
-----			113 A Stanford 67 79 1128			118 H Montana 0307			270 A Northern Ariz. 75 82 0119		
Upcoming Games			118 A Montana 77 74 0105			159 A Weber St. 0131			300 H UC Riverside 71 64 1110		
			-----			189 A Northern Colo. 0207			318 H Portland 87 78 1205		
			Upcoming Games						-----		
									Upcoming Games		
									261 A Idaho St. 0202		
									261 H Idaho St. 0221		
									263 H Montana St. 0309		
									265 H Southern Utah 0216		
									270 H Northern Ariz. 0214		
									282 A Sacramento St. 0211		
									282 H Sacramento St. 0223		
									303 H Eastern Wash. 0124		
									303 A Eastern Wash. 0302		
									310 H Idaho 0126		
									310 A Idaho 0228		

Non-Div I Games: Willamette	125 61	Northwest Nazare	91 75	Portland Bible	123 40
-----------------------------	--------	------------------	-------	----------------	--------

Average NET Win: 324 WON-LOST RECORD ROAD RECORD STRENGTH OF SCHEDULE
Average NET Loss: 135

DIV. I ONLY	2- 13	0- 8	133
DIV. I NON-CONF.	2- 8	0- 5	99
Quadrant 1		Quadrant 2	Quadrant 3
OVERALL	0-3	0-3	0-5
HOME	0-0	0-0	0-1
AWAY	0-2	0-2	0-3
NEUTRAL	0-1	0-1	0-1
NON-CONFERENCE	0-3	0-3	0-2
HOME	0-0	0-0	0-0
AWAY	0-2	0-2	0-1
NEUTRAL	0-1	0-1	0-1
		Quadrant 4	TOTALS
		2-2	2- 13
		2-1	2- 2
		0-1	0- 8
		0-0	0- 3
		2-0	2- 8
		2-0	2- 0
		0-0	0- 5
		0-0	0- 3

Q1: (H:1-30)(N:1-50)(A:1-75) 0-3 overall, 0-3 non_conference					Q2: (H:31-75)(N:51-100)(A:76-135) 0-3 overall, 0-3 non_conference					Q3: (H:76-160)(N:101-200)(A:136-240) 0-5 overall, 0-2 non_conference					Q4: (H:161+)(N:201+)(A:241+) 2-2 overall, 2-0 non_conference							
NET	S	Opponent	Score		NET	S	Opponent	Score		NET	S	Opponent	Score		NET	S	Opponent	Score				
(H 1-15)(N 1-25)(A 1-40)					(H 31-55)(N 51-75)(A 76-100)					(H 76-160)(N 101-200)(A 136-240)					(H:161+)(N:201+)(A:241+)							
15	N	Purdue	70	92	1115	----- (H 56-75)(N 76-100)(A 101-135)					105	H	Texas St.	69	70	0112	215	H	UT Arlington	72	82	0110
										111	N	Wichita St.	76	82	1116	297	A	South Alabama	73	79	0103	
										186	A	Coastal Caro.	72	89	0119	322	H	N.C. Central	82	73	1208	
										199	A	Troy	85	89	0105	326	H	Howard	100	86	1204	
										226	A	East Carolina	81	83	1130	-----						
										Upcoming Games					Upcoming Games							
51	A	Alabama	73	81	1111	77	N	Ball St.	86	94	1118	120	H	Georgia St.	0221		179	H	Louisiana	0131		
67	A	Saint Louis	55	83	1230	103	A	Georgetown	73	83	1218	134	H	Ga. Southern	0223		186	H	Coastal Caro.	0216		
										108	A	South Fla.	69	76	1215	137	H	La.-Monroe	0202			
										Upcoming Games					Upcoming Games							
										105	A	Texas St.	0207		137	A	La.-Monroe	0228				
															179	A	Louisiana	0303				
															211	A	Arkansas St.	0124				
															215	A	UT Arlington	0209				
															237	A	Little Rock	0126				

Non-Div I Games:	Winston-Salem	91	64	Mars Hill	125	62	Milligan	99	60
------------------	---------------	----	----	-----------	-----	----	----------	----	----

Average NET Win: 306 WON-LOST RECORD ROAD RECORD STRENGTH OF SCHEDULE
Average NET Loss: 160

DIV. I ONLY	3- 10	1- 7	319
DIV. I NON-CONF.	2- 7	0- 6	320
Quadrant 1		Quadrant 2	Quadrant 3
OVERALL	0-4	0-0	1-1
HOME	0-0	0-0	0-0
AWAY	0-4	0-0	1-1
NEUTRAL	0-0	0-0	0-0
NON-CONFERENCE	0-4	0-0	0-1
HOME	0-0	0-0	0-0
AWAY	0-4	0-0	0-1
NEUTRAL	0-0	0-0	0-0
		Quadrant 4	TOTALS
		2-5	3- 10
		1-3	1- 3
		0-2	1- 7
		1-0	1- 0
		2-2	2- 7
		1-1	1- 1
		0-1	0- 6
		1-0	1- 0

Q1: (H:1-30)(N:1-50)(A:1-75) 0-4 overall, 0-4 non_conference					Q2: (H:31-75)(N:51-100)(A:76-135) 0-0 overall, 0-0 non_conference					Q3: (H:76-160)(N:101-200)(A:136-240) 1-1 overall, 0-1 non_conference					Q4: (H:161+)(N:201+)(A:241+) 2-5 overall, 2-2 non_conference														
NET	S	Opponent	Score		NET	S	Opponent	Score		NET	S	Opponent	Score		NET	S	Opponent	Score											
(H 1-15)(N 1-25)(A 1-40)					(H 31-55)(N 51-75)(A 76-100)					(H 76-160)(N 101-200)(A 136-240)					(H:161+)(N:201+)(A:241+)														
19	A	Marquette	55	76	1127					188	H	North Florida	61	68	1215	188	H	North Florida	70	76	1201								
35	A	Florida	46	76	1109					235	A	Longwood	101	91	0112	230	H	High Point	50	51	0105								
-----					(H 56-75)(N 76-100)(A 101-135)					-----					248					H	Campbell	72	73	0119					
(H 16-30)(N 26-50)(A 41-75)										Upcoming Games					271					A	Hampton	82	94	0110					
59	A	Clemson	51	78	1218					91	H	Radford			0216	301	A	Middle Tenn.	73	76	1116								
63	A	Furman	69	77	1211					149	H	Winthrop			0207	338	H	South Carolina St.	89	72	1113								
-----					Upcoming Games					149					A	Winthrop	0223	346	N	Coppin St.	93	67	1123						
Upcoming Games					0124					157					H	Gardner-Webb	0126	-----											
										157					A	Gardner-Webb	0213	Upcoming Games											
										202					A	Presbyterian	0302	202					H	Presbyterian			0130		
																				331					A	USC Upstate			0202
																				331					H	USC Upstate			0221
																				353					A	UNC Asheville			0209
																				353					H	UNC Asheville			0227

Non-Div I Games:	Piedmont Int'l	111	65	Columbia Int'l	100	68	Johnson & Wales /	86	61	Trinity Baptist	98	49
------------------	----------------	-----	----	----------------	-----	----	-------------------	----	----	-----------------	----	----

Average NET Win: 291

WON-LOST RECORD

ROAD RECORD

STRENGTH OF SCHEDULE

Average NET Loss: 181

DIV. I ONLY	6- 12	4- 7	321
DIV. I NON-CONF.	5- 8	3- 5	341
Quadrant 1		Quadrant 2	Quadrant 3
OVERALL	0-2	0-3	1-1
HOME	0-0	0-1	0-0
AWAY	0-2	0-2	1-1
NEUTRAL	0-0	0-0	0-0
NON-CONFERENCE	0-1	0-2	1-0
HOME	0-0	0-0	0-0
AWAY	0-1	0-2	1-0
NEUTRAL	0-0	0-0	0-0
		Quadrant 4	TOTALS
		5-6	6- 12
		1-3	1- 4
		3-2	4- 7
		1-1	1- 1
		4-5	5- 8
		1-2	1- 2
		2-2	3- 5
		1-1	1- 1

Q1: (H:1-30)(N:1-50)(A:1-75) 0-2 overall, 0-1 non_conference				Q2: (H:31-75)(N:51-100)(A:76-135) 0-3 overall, 0-2 non_conference				Q3: (H:76-160)(N:101-200)(A:136-240) 1-1 overall, 1-0 non_conference				Q4: (H:161+)(N:201+)(A:241+) 5-6 overall, 4-5 non_conference			
NET S Opponent Score				NET S Opponent Score				NET S Opponent Score				NET S Opponent Score			
(H 1-15)(N 1-25)(A 1-40)				(H 31-55)(N 51-75)(A 76-100)				(H:76-160)(N:101-200)(A:136-240)				(H:161+)(N:201+)(A:241+)			
34 A Indiana 64 94 1222				46 H Lipscomb 74 77 0105				160 A NJIT 74 77 0119				202 H Presbyterian 67 72 1230			
(H 16-30)(N 26-50)(A 41-75)				78 A Notre Dame 74 100 1220				202 A Presbyterian 94 88 1204				250 N Chattanooga 74 66 1118			
53 A Liberty 53 69 0112				95 A Grand Canyon 59 76 1112				Upcoming Games				270 A Northern Ariz. 82 97 1110			
Upcoming Games				(H 56-75)(N 76-100)(A 101-135)				160 H NJIT 0223				285 A Western Caro. 65 77 1124			
46 A Lipscomb 0209				Upcoming Games				188 A North Florida 0124				297 A South Alabama 71 48 1117			
				53 H Liberty 0127								305 H North Ala. 88 91 0116			
												314 A Bethune-Cookman 79 71 1215			
												315 N Southeast Mo. St. 71 77 1116			
												325 H Florida A&M 50 65 1106			
												338 H South Carolina St. 71 69 1201			
												344 A Kennesaw St. 90 70 0109			
												Upcoming Games			
												188 H North Florida 0220			
												256 A FGCU 0202			
												256 H FGCU 0301			
												305 A North Ala. 0226			
												344 H Kennesaw St. 0206			
												348 H Stetson 0130			
												348 A Stetson 0213			

Non-Div I Games: Middle Ga St 100 57 Fla Memorial 123 77

DIV. I ONLY		6- 11	2- 7	135	
DIV. I NON-CONF.		3- 8	1- 5	82	
	Quadrant 1	Quadrant 2	Quadrant 3	Quadrant 4	TOTALS
OVERALL	0-2	0-2	2-4	4-3	6- 11
HOME	0-1	0-1	1-1	3-1	4- 4
AWAY	0-1	0-1	1-3	1-2	2- 7
NEUTRAL	0-0	0-0	0-0	0-0	0- 0
NON-CONFERENCE	0-2	0-2	1-3	2-1	3- 8
HOME	0-1	0-1	0-1	2-0	2- 3
AWAY	0-1	0-1	1-2	0-1	1- 5
NEUTRAL	0-0	0-0	0-0	0-0	0- 0

Q1: (H:1-30)(N:1-50)(A:1-75) 0-2 overall, 0-2 non_conference						Q2: (H:31-75)(N:51-100)(A:76-135) 0-2 overall, 0-2 non_conference						Q3: (H:76-160)(N:101-200)(A:136-240) 2-4 overall, 1-3 non_conference						Q4: (H:161+)(N:201+)(A:241+) 4-3 overall, 2-1 non_conference					
NET	S	Opponent (H 1-15)(N 1-25)(A 1-40)	Score			NET	S	Opponent (H 31-55)(N 51-75)(A 76-100)	Score			NET	S	Opponent	Score			NET	S	Opponent	Score		
		----- (H 16-30)(N 26-50)(A 41-75)				53	H	Liberty	58	76	1128	129	H	Brown	50	67	1201	191	H	Holy Cross	50	48	0106
						86	A	Old Dominion	44	67	1106	138	A	George Mason	63	84	1221	236	H	Boston U.	69	75	0112
20	H	Maryland	57	78	1109			----- (H 56-75)(N 76-100)(A 101-135)				147	H	Colgate	72	66	0103	249	A	Army West Point	61	72	0119
46	A	Lipscomb	81	107	1209							205	A	American	63	71	0109	284	A	Lafayette	85	77	0116
		----- Upcoming Games										208	A	Delaware	80	65	1205	320	H	Bryant	83	79	1118
												234	A	Cornell	50	61	1230	327	A	Morgan St.	51	75	1120
														----- Upcoming Games				346	H	Coppin St.	77	58	1114
												147	A	Colgate			0223			----- Upcoming Games			
												151	H	Lehigh			0123	163	H	Bucknell			0227
												151	A	Lehigh			0209	205	H	American			0206
												163	A	Bucknell			0130	249	H	Army West Point			0216
												191	A	Holy Cross			0126	284	H	Lafayette			0213
												236	A	Boston U.			0302	290	H	Loyola Maryland			0202
																		290	A	Loyola Maryland			0220

Loss Non-Conf H - HOME A-AWAY N-NEUTRAL

Average NET Win: 253

WON-LOST RECORD

ROAD RECORD

STRENGTH OF SCHEDULE

Average NET Loss: 159

DIV. I ONLY	3- 16	0- 9	119		
DIV. I NON-CONF.	3- 8	0- 5	32		
	Quadrant 1	Quadrant 2	Quadrant 3	Quadrant 4	TOTALS
OVERALL	0-3	0-1	1-7	2-5	3- 16
HOME	0-0	0-0	1-3	2-4	3- 7
AWAY	0-3	0-1	0-4	0-1	0- 9
NEUTRAL	0-0	0-0	0-0	0-0	0- 0
NON-CONFERENCE	0-3	0-1	1-2	2-2	3- 8
HOME	0-0	0-0	1-1	2-2	3- 3
AWAY	0-3	0-1	0-1	0-0	0- 5
NEUTRAL	0-0	0-0	0-0	0-0	0- 0

Q1: (H:1-30)(N:1-50)(A:1-75) 0-3 overall, 0-3 non_conference					Q2: (H:31-75)(N:51-100)(A:76-135) 0-1 overall, 0-1 non_conference					Q3: (H:76-160)(N:101-200)(A:136-240) 1-7 overall, 1-2 non_conference					Q4: (H:161+)(N:201+)(A:241+) 2-5 overall, 2-2 non_conference												
NET	S	Opponent (H 1-15)(N 1-25)(A 1-40)	Score		NET	S	Opponent (H 31-55)(N 51-75)(A 76-100)	Score		NET	S	Opponent (H 76-160)(N 101-200)(A 136-240)	Score		NET	S	Opponent (H 161+)(N 201+)(A:241+)	Score									
38	A	Ohio St.	62	89	1123	96	A	DePaul	73	83	1128	109	H	Northern Ky.	76	91	0117	161	H	Samford	60	73	1118				
----- (H 16-30)(N 26-50)(A 41-75)					----- (H 56-75)(N 76-100)(A 101-135)					----- (H 56-75)(N 76-100)(A 101-135)					----- (H 56-75)(N 76-100)(A 101-135)					----- (H 56-75)(N 76-100)(A 101-135)							
60	A	Toledo	67	80	1201	-----					145	H	Wright St.	66	89	0119	228	H	Oakland	77	89	1228					
71	A	Davidson	63	83	1106	-----					187	A	Illinois St.	77	88	1216	238	H	Purdue Fort Wayne	79	82	1125					
----- Upcoming Games					----- Upcoming Games					----- Upcoming Games					----- Upcoming Games					----- Upcoming Games							
					109					A	Northern Ky.	0223						192					H	IUPUI	0216		
																				206					H	Green Bay	0207
																				210					H	UIC	0214
																				260					H	Youngstown St.	0126
																				260					A	Youngstown St.	0302
																				287					H	Milwaukee	0209

Non-Div I Games: Uirhana 94 65

Notre Dame (OH) 77 56

Average NET Win: 289 WON-LOST ROAD STRENGTH
Average NET Loss: 175 RECORD RECORD OF SCHEDULE

DIV. I ONLY	7- 10	0- 6	345
DIV. I NON-CONF.	5- 6	0- 4	346

Quadrant 1	Quadrant 2	Quadrant 3	Quadrant 4
OVERALL 0-1	0-1	0-5	7-3
HOME 0-0	0-0	0-2	7- 4
AWAY 0-1	0-1	0-3	0- 6
NEUTRAL 0-0	0-0	0-0	0- 0
NON-CONFERENCE 0-1	0-1	0-1	5- 6
HOME 0-0	0-0	0-0	5- 2
AWAY 0-1	0-1	0-1	0- 4
NEUTRAL 0-0	0-0	0-0	0- 0

Q1: (H:1-30)(N:1-50)(A:1-75) 0-1 overall, 0-1 non_conference				Q2: (H:31-75)(N:51-100)(A:76-135) 0-1 overall, 0-1 non_conference				Q3: (H:76-160)(N:101-200)(A:136-240) 0-5 overall, 0-1 non_conference				Q4: (H:161+)(N:201+)(A:241+) 7-3 overall, 5-3 non_conference			
NET S Opponent Score				NET S Opponent Score				NET S Opponent Score				NET S Opponent Score			
(H 1-15)(N 1-25)(A 1-40)				(H 31-55)(N 51-75)(A 76-100)				(H 76-160)(N 101-200)(A 136-240)				(H 161+)(N 201+)(A 241+)			
23 A Auburn 58 101 1106				-----				120 H Georgia St. 66 69 0117				186 H Coastal Caro. 84 77 0105			
-----				(H 56-75)(N 76-100)(A 101-135)				134 H Ga. Southern 86 88 0119				201 H Richmond 82 91 1229			
(H 16-30)(N 26-50)(A 41-75)				-----				142 A Southern Miss. 67 71 1128				250 H Chattanooga 73 54 1116			
-----				114 A Texas A&M 62 74 1123				211 A Arkansas St. 65 66 0110				275 A New Orleans 60 71 1205			
Upcoming Games				-----				237 A Little Rock 62 91 0112				292 H Appalachian St. 79 73 0103			
				Upcoming Games				Upcoming Games				294 H Jacksonville 48 71 1117			
				120 A Georgia St. 0216				105 H Texas St. 0302				308 H Tulane 81 60 1208			
				134 A Ga. Southern 0213				137 A La.-Monroe 0126				315 H Southeast Mo. St. 79 58 1119			
								179 A Louisiana 0124				325 H Florida A&M 66 57 1201			
								186 A Coastal Caro. 0307				349 H Alabama A&M 79 67 1219			
								199 A Troy 0223				-----			
												Upcoming Games			
												199 H Troy 0202			
												211 H Arkansas St. 0207			
												215 H UT Arlington 0228			
												237 H Little Rock 0209			
												292 A Appalachian St. 0309			

Non-Div I Games:	Huntingdon	106	76	Mobile	86	47
------------------	------------	-----	----	--------	----	----

Average NET Win: 234 WON-LOST ROAD STRENGTH
Average NET Loss: 161 RECORD RECORD OF SCHEDULE

DIV. I ONLY	6- 14	2- 10	236
DIV. I NON-CONF.	2- 11	1- 7	213
Quadrant 1		Quadrant 2	Quadrant 3
OVERALL	0-1	0-5	2-5
HOME	0-0	0-0	0-1
AWAY	0-1	0-5	2-3
NEUTRAL	0-0	0-0	0-1
NON-CONFERENCE	0-1	0-4	1-4
HOME	0-0	0-0	0-1
AWAY	0-1	0-4	1-2
NEUTRAL	0-0	0-0	0-1
		Quadrant 4	TOTALS
		4-3	6- 14
		3-2	3- 3
		0-1	2- 10
		1-0	1- 1
		1-2	2- 11
		0-2	0- 3
		0-0	1- 7
		1-0	1- 1

Q1: (H:1-30)(N:1-50)(A:1-75) 0-1 overall, 0-1 non_conference			Q2: (H:31-75)(N:51-100)(A:76-135) 0-5 overall, 0-4 non_conference			Q3: (H:76-160)(N:101-200)(A:136-240) 2-5 overall, 1-4 non_conference			Q4: (H:161+)(N:201+)(A:241+) 4-3 overall, 1-2 non_conference		
NET S Opponent Score			NET S Opponent Score			NET S Opponent Score			NET S Opponent Score		
(H 1-15)(N 1-25)(A 1-40)			(H 31-55)(N 51-75)(A 76-100)			(H 76-160)(N 101-200)(A 136-240)			(H:161+)(N:201+)(A:241+)		
31 A TCU 62 79 1111			79 A Missouri 64 80 1207			99 H Tulsa 59 69 1222			212 H South Dakota 77 74 0117		
(H 16-30)(N 26-50)(A 41-75)			(H 56-75)(N 76-100)(A 101-135)			136 N Northern Ill. 66 87 1123			214 H California Baptist 69 70 1113		
Upcoming Games			107 A BYU 65 85 1115			183 A Omaha 87 84 1230			233 N James Madison 78 69 1125		
			111 A Wichita St. 63 84 1219			194 A Missouri St. 50 84 1106			256 H FGCU 76 96 1205		
			122 A South Dakota St. 65 84 0112			201 A Richmond 59 52 1215			269 H North Dakota 83 72 0103		
			126 A SMU 67 79 1202			228 A Oakland 76 87 1124			304 H Western Ill. 82 63 0105		
			Upcoming Games			238 A Purdue Fort Wayne 69 94 0110			306 A Denver 58 74 0120		
						Upcoming Games			Upcoming Games		
						122 H South Dakota St. 0131			183 H Omaha 0228		
						212 A South Dakota 0210			238 H Purdue Fort Wayne 0202		
									244 H North Dakota St. 0126		
									244 A North Dakota St. 0214		
									269 A North Dakota 0216		
									304 A Western Ill. 0223		
									306 H Denver 0207		

O
r
a
l
R
o
b
e
r
t
s

O
r
a
l
R
o
b
e
r
t
s

Non-Div I Games: Ecclesia 109 72 Southwestern (KS) 79 62

Average NET Win: 235

WON-LOST RECORD

ROAD RECORD

STRENGTH OF SCHEDULE

Average NET Loss: 251

DIV. I ONLY	9- 10	4- 6	347
DIV. I NON-CONF.	7- 6	3- 3	342
Quadrant 1		Quadrant 2	Quadrant 3
OVERALL	1-0	0-1	0-1
HOME	0-0	0-0	0-1
AWAY	1-0	0-1	0-0
NEUTRAL	0-0	0-0	0-0
NON-CONFERENCE	1-0	0-1	0-0
HOME	0-0	0-0	0-0
AWAY	1-0	0-1	0-0
NEUTRAL	0-0	0-0	0-0
		Quadrant 4	TOTALS
		8-8	9- 10
		5-3	5- 4
		3-5	4- 6
		0-0	0- 0
		6-5	7- 6
		4-3	4- 3
		2-2	3- 3
		0-0	0- 0

Q1: (H:1-30)(N:1-50)(A:1-75) 1-0 overall, 1-0 non_conference	Q2: (H:31-75)(N:51-100)(A:76-135) 0-1 overall, 0-1 non_conference	Q3: (H:76-160)(N:101-200)(A:136-240) 0-1 overall, 0-0 non_conference	Q4: (H:161+)(N:201+)(A:241+) 8-8 overall, 6-5 non_conference
NET S Opponent Score (H 1-15)(N 1-25)(A 1-40) ----- (H 16-30)(N 26-50)(A 41-75) 55 A Pittsburgh 71 70 1203 ----- Upcoming Games	NET S Opponent Score (H 31-55)(N 51-75)(A 76-100) 97 A Loyola Chicago 62 75 1114 ----- (H 56-75)(N 76-100)(A 101-135) ----- Upcoming Games	NET S Opponent Score 153 H Rider 84 *** 0113 ----- Upcoming Games 153 A Rider 0222 221 A Iona 0210	NET S Opponent Score 181 H St. Bonaventure 80 72 1112 221 H Iona 95 90 0111 227 H St. Francis Brooklyn 63 75 1124 234 H Cornell 77 74 1216 249 A Army West Point 78 66 1222 258 H Norfolk St. 83 75 1229 259 A Quinnipiac 75 72 0119 267 A Siena 57 66 0117 272 A Fairfield 59 77 0107 279 A Saint Francis (PA) 75 79 1130 286 H Albany (NY) 74 79 1231 296 A Cleveland St. 60 82 1219 302 H Grambling 68 74 1123 311 A Wyoming 72 67 1116 335 A Manhattan 80 90 0105 343 H New Hampshire 71 67 1209 ----- Upcoming Games 255 H Canisius 0130 255 A Canisius 0227 259 H Quinnipiac 0203 267 H Siena 0303 272 H Fairfield 0217 276 A Marist 0208 277 H Monmouth 0126 323 H Saint Peter's 0122 323 A Saint Peter's 0224 335 H Manhattan 0215

Non-Div I Games:

Average NET Win: 201

WON-LOST RECORD

ROAD RECORD

STRENGTH OF SCHEDULE

Average NET Loss: 201

DIV. I ONLY		4- 13	0- 10	248
DIV. I NON-CONF.		3- 10	0- 8	285
Quadrant 1		Quadrant 2	Quadrant 3	Quadrant 4
OVERALL	0-1	0-0	1-6	3-6
HOME	0-0	0-0	1-0	2-2
AWAY	0-1	0-0	0-5	0-4
NEUTRAL	0-0	0-0	0-1	1-0
NON-CONFERENCE	0-1	0-0	1-4	2-5
HOME	0-0	0-0	1-0	1-1
AWAY	0-1	0-0	0-3	0-4
NEUTRAL	0-0	0-0	0-1	1-0
				TOTALS
				4- 13
				3- 2
				0- 10
				1- 1
				3- 10
				2- 1
				0- 8
				1- 1

Q1: (H:1-30)(N:1-50)(A:1-75) 0-1 overall, 0-1 non_conference			Q2: (H:31-75)(N:51-100)(A:76-135) 0-0 overall, 0-0 non_conference			Q3: (H:76-160)(N:101-200)(A:136-240) 1-6 overall, 1-4 non_conference			Q4: (H:161+)(N:201+)(A:241+) 3-6 overall, 2-5 non_conference		
NET S Opponent Score			NET S Opponent Score			NET S Opponent Score			NET S Opponent Score		
(H 1-15)(N 1-25)(A 1-40)			(H 31-55)(N 51-75)(A 76-100)			(H 76-160)(N 101-200)(A 136-240)			(H:161+)(N:201+)(A:241+)		
-----			-----			-----			-----		
(H 16-30)(N 26-50)(A 41-75)			(H 56-75)(N 76-100)(A 101-135)			(H 76-160)(N 101-200)(A 136-240)			(H:161+)(N:201+)(A:241+)		
73 A Oregon St. 59 72 1106						139 A UC Santa Barbara 64 72 0112			166 H Hawaii 75 71 0119		
-----			-----			152 A UNLV 51 72 1113			175 H Pepperdine 75 71 1206		
Upcoming Games			Upcoming Games			154 H Loyola Marymount 60 53 1222			214 H California Baptist 70 80 1129		
			131 A UC Irvine 0126			165 N Abilene Christian 48 60 1124			241 A Air Force 60 72 1228		
						172 A Valparaiso 73 82 1202			245 A Western Mich. 64 73 1230		
						177 A Pacific 54 74 1122			264 A UTEP 56 68 1216		
						204 A Cal St. Fullerton 61 69 0117			278 H CSUN 83 84 0109		
						Upcoming Games			291 A Portland St. 64 71 1110		
						131 H UC Irvine 0302			309 N Elon 77 64 1123		
						139 H UC Santa Barbara 0214			Upcoming Games		
						166 A Hawaii 0216			196 H Long Beach St. 0223		
						196 A Long Beach St. 0306			204 H Cal St. Fullerton 0209		
									278 A CSUN 0227		
									289 A UC Davis 0309		
									332 A Cal Poly 0123		
									332 H Cal Poly 0131		

Non-Div I Games:	IIC Merced	63 53	Bethesda (CA)	112 47	I IFF Pacific	87 50
------------------	------------	-------	---------------	--------	---------------	-------

Average NET Win: 244

WON-LOST RECORD

ROAD RECORD

STRENGTH OF SCHEDULE

Average NET Loss: 91

DIV. I ONLY	3- 14	0- 6	36
DIV. I NON-CONF.	1- 10	0- 4	4
Quadrant 1		Quadrant 2	Quadrant 3
OVERALL	0-4	0-6	0-2
HOME	0-0	0-2	0-0
AWAY	0-1	0-4	0-1
NEUTRAL	0-3	0-0	0-1
NON-CONFERENCE	0-4	0-5	0-1
HOME	0-0	0-2	0-0
AWAY	0-1	0-3	0-0
NEUTRAL	0-3	0-0	0-1
		Quadrant 4	TOTALS
		3-2	3- 14
		3-2	3- 4
		0-0	0- 6
		0-0	0- 4
		1-0	1- 10
		1-0	1- 2
		0-0	0- 4
		0-0	0- 4

Q1: (H:1-30)(N:1-50)(A:1-75) 0-4 overall, 0-4 non_conference					Q2: (H:31-75)(N:51-100)(A:76-135) 0-6 overall, 0-5 non_conference					Q3: (H:76-160)(N:101-200)(A:136-240) 0-2 overall, 0-1 non_conference					Q4: (H:161+)(N:201+)(A:241+) 3-2 overall, 1-0 non_conference					
NET	S	Opponent	Score		NET	S	Opponent	Score		NET	S	Opponent	Score		NET	S	Opponent	Score		
(H 1-15)(N 1-25)(A 1-40)					(H 31-55)(N 51-75)(A 76-100)					(H 76-160)(N 101-200)(A 136-240)					(H:161+)(N:201+)(A:241+)					
1	N	Virginia	52	74	1121	45	H Murray St.	42	64	1208	113	N Stanford	54	67	1123	176	H UTSA	89	86	0117
24	N	Ole Miss	56	74	1221	46	H Lipscomb	74	84	1201	142	A Southern Miss.	70	77	0110	178	H Fla. Atlantic	56	63	0105
-----					87	A Belmont	73	92	1112	Upcoming Games					190	H FIU	76	83	0103	
(H 16-30)(N 26-50)(A 41-75)					89	A Vanderbilt	51	79	1205	86	H Old Dominion			0209	264	H UTEP	75	72	0119	
44	N	Butler	53	84	1122	(H 56-75)(N 76-100)(A 101-135)					146	H UAB			0130	293	H Charleston So.	76	73	1116
60	A	Toledo	62	84	1215	-----					219	A Rice			0124	Upcoming Games				
Upcoming Games					123	A Louisiana Tech	56	73	0112											
					128	A Rhode Island	60	72	1230											
					Upcoming Games															
					85	A North Texas			0126											
					117	A Western Ky.			0214											
					125	A Marshall			0216											

Non-Div I Games: Milligan	102	70	Lees-McRae	91	69
---------------------------	-----	----	------------	----	----

Average NET Win:	305	WON-LOST	ROAD	STRENGTH
Average NET Loss:	171	RECORD	RECORD	OF SCHEDULE

DIV. I ONLY	6- 10	3- 9	333		
DIV. I NON-CONF.	3- 7	2- 6	166		
	Quadrant 1	Quadrant 2	Quadrant 3	Quadrant 4	TOTALS
OVERALL	0-3	0-1	1-2	5-4	6- 10
HOME	0-0	0-0	0-0	3-0	3- 0
AWAY	0-3	0-1	1-1	2-4	3- 9
NEUTRAL	0-0	0-0	0-1	0-0	0- 1
NON-CONFERENCE	0-3	0-1	0-2	3-1	3- 7
HOME	0-0	0-0	0-0	1-0	1- 0
AWAY	0-3	0-1	0-1	2-1	2- 6
NEUTRAL	0-0	0-0	0-1	0-0	0- 1

Q1: (H:1-30)(N:1-50)(A:1-75) 0-3 overall, 0-3 non_conference					Q2: (H:31-75)(N:51-100)(A:76-135) 0-1 overall, 0-1 non_conference					Q3: (H:76-160)(N:101-200)(A:136-240) 1-2 overall, 0-2 non_conference					Q4: (H:161+)(N:201+)(A:241+) 5-4 overall, 3-1 non_conference								
NET	S	Opponent	Score		NET	S	Opponent	Score		NET	S	Opponent	Score		NET	S	Opponent	Score					
(H 1-15)(N 1-25)(A 1-40)					(H 31-55)(N 51-75)(A 76-100)					(H 76-100)(N 101-135)(A 136-160)					(H 161-200)(N 201-240)(A 241-280)								
13	A	LSU	57	78	1201	97	A	Loyola Chicago	64	80	1116	137	A	La.-Monroe	67	72	1211	242	A	Prairie View	66	83	0121
18	A	Wisconsin	53	84	1222							192	N	IUPUI	69	80	1124	299	A	Niagara	74	68	1123
36	A	UCF	45	70	1208							213	A	Texas Southern	88	87	0119	311	A	Wyoming	78	86	1114
-----					(H 56-75)(N 76-100)(A 101-135)					-----					-----								
(H 16-30)(N 26-50)(A 41-75)					-----					Upcoming Games					Upcoming Games								
-----					Upcoming Games					-----					Upcoming Games								
Upcoming Games					-----					Upcoming Games					Upcoming Games								
															213 H Texas Southern 0216								
															242 H Prairie View 0218								
															317 H Alabama St. 0307								
															329 H Ark.-Pine Bluff 0202								
															329 A Ark.-Pine Bluff 0302								
															330 H Jackson St. 0126								
															330 A Jackson St. 0223								
															341 A Southern U. 0209								
															345 A Alcorn 0211								
															349 H Alabama A&M 0309								
															351 H Mississippi Val. 0204								
															351 A Mississippi Val. 0304								

Non-Div I Games:	Jarvis Christian	105 68	Centenary (I A)	81 57	Champion Chris	99 58
------------------	------------------	--------	-----------------	-------	----------------	-------

Average NET Win: 218 WON-LOST ROAD STRENGTH
Average NET Loss: 142 RECORD RECORD OF SCHEDULE

DIV. I ONLY	4- 12	0- 9	126		
DIV. I NON-CONF.	1- 9	0- 7	59		
	Quadrant 1	Quadrant 2	Quadrant 3	Quadrant 4	TOTALS
OVERALL	0-4	0-1	1-4	3-3	4- 12
HOME	0-0	0-0	1-2	3-1	4- 3
AWAY	0-4	0-1	0-2	0-2	0- 9
NEUTRAL	0-0	0-0	0-0	0-0	0- 0
NON-CONFERENCE	0-4	0-1	0-2	1-2	1- 9
HOME	0-0	0-0	0-1	1-1	1- 2
AWAY	0-4	0-1	0-1	0-1	0- 7
NEUTRAL	0-0	0-0	0-0	0-0	0- 0

Q1: (H:1-30)(N:1-50)(A:1-75) 0-4 overall, 0-4 non_conference			Q2: (H:31-75)(N:51-100)(A:76-135) 0-1 overall, 0-1 non_conference			Q3: (H:76-160)(N:101-200)(A:136-240) 1-4 overall, 0-2 non_conference			Q4: (H:161+)(N:201+)(A:241+) 3-3 overall, 1-2 non_conference		
NET S Opponent Score (H 1-15)(N 1-25)(A 1-40)			NET S Opponent Score (H 31-55)(N 51-75)(A 76-100)			NET S Opponent Score (H 76-160)(N 101-200)(A 136-240)			NET S Opponent Score (H 161+)(N 201+)(A 241+)		
37 A Washington 59 83 1127			-----			118 H Montana 78 71 0110			206 H Green Bay 78 82 1116		
39 A San Francisco 63 85 1213			(H 56-75)(N 76-100)(A 101-135)			122 H South Dakota St. 64 74 1218			231 H UMKC 87 80 1117		
(H 16-30)(N 26-50)(A 41-75)			113 A Stanford 62 78 1215			159 H Weber St. 72 84 1229			244 A North Dakota St. 67 74 1208		
47 A Syracuse 34 66 1106			-----			169 A Seattle U 68 88 1201			261 H Idaho St. 65 55 1231		
68 A Oregon 47 81 1109			Upcoming Games			189 A Northern Colo. 63 75 0107			263 H Montana St. 85 81 0119		
Upcoming Games			118 A Montana 0209			Upcoming Games			310 A Idaho 71 74 0103		
						159 A Weber St. 0309			-----		
									189 H Northern Colo. 0216		
									261 A Idaho St. 0307		
									263 A Montana St. 0207		
									265 H Southern Utah 0202		
									265 A Southern Utah 0221		
									270 H Northern Ariz. 0204		
									270 A Northern Ariz. 0223		
									282 A Sacramento St. 0126		
									282 H Sacramento St. 0228		
									291 A Portland St. 0124		
									291 H Portland St. 0302		
									310 H Idaho 0218		

Non-Div I Games: Corhan 92 73

Average NET Win: 306 WON-LOST ROAD STRENGTH
Average NET Loss: 214 RECORD RECORD OF SCHEDULE

DIV. I ONLY		5- 13	1- 10	343
DIV. I NON-CONF.		3- 8	1- 7	347
Quadrant 1		Quadrant 2	Quadrant 3	Quadrant 4
OVERALL	0-2	0-0	0-3	5-8
HOME	0-0	0-0	0-1	4- 3
AWAY	0-2	0-0	0-2	1- 6
NEUTRAL	0-0	0-0	0-0	0-0
NON-CONFERENCE	0-2	0-0	0-2	3- 4
HOME	0-0	0-0	0-0	2- 1
AWAY	0-2	0-0	0-2	1- 3
NEUTRAL	0-0	0-0	0-0	0- 0

Q1: (H:1-30)(N:1-50)(A:1-75) 0-2 overall, 0-2 non_conference			Q2: (H:31-75)(N:51-100)(A:76-135) 0-0 overall, 0-0 non_conference			Q3: (H:76-160)(N:101-200)(A:136-240) 0-3 overall, 0-2 non_conference			Q4: (H:161+)(N:201+)(A:241+) 5-8 overall, 3-4 non_conference		
NET S Opponent Score			NET S Opponent Score			NET S Opponent Score			NET S Opponent Score		
(H 1-15)(N 1-25)(A 1-40)			(H 31-55)(N 51-75)(A 76-100)			(H 76-160)(N 101-200)(A 136-240)			(H:161+)(N:201+)(A:241+)		
21 A Nebraska 49 73 1124			-----			122 H South Dakota St. 58 *** 1228			183 H Omaha 71 80 0117		
(H 16-30)(N 26-50)(A 41-75)			(H 56-75)(N 76-100)(A 101-135)			136 A Northern Ill. 76 91 1217			238 H Purdue Fort Wayne 87 58 0119		
62 A Creighton 67 78 1106			-----			192 A IUPUI 68 82 1215			244 A North Dakota St. 69 85 0110		
Upcoming Games			Upcoming Games			Upcoming Games			269 A North Dakota 65 71 0112		
			122 A South Dakota St. 0302			183 A Omaha 0220			288 A Eastern Ill. 66 68 1117		
						212 A South Dakota 0126			288 H Eastern Ill. 67 74 1208		
						238 A Purdue Fort Wayne 0207			298 A Oral Roberts 63 82 0105		
									306 H Denver 78 60 1230		
									315 A Southeast Mo. St. 70 63 1201		
									324 H SIUE 83 58 1128		
									334 A UT Martin 90 92 1121		
									347 H Chicago St. 81 52 1220		
									348 A Stetson 64 68 1205		
									Upcoming Games		
									212 H South Dakota 0216		
									244 H North Dakota St. 0202		
									269 H North Dakota 0131		
									298 H Oral Roberts 0223		
									306 A Denver 0228		

Non-Div I Games: Dominican (II)	95	56	North Park	84	56
----------------------------------	----	----	------------	----	----

Q1: (H:1-30)(N:1-50)(A:1-75) 0-6 overall, 0-5 non_conference					Q2: (H:31-75)(N:51-100)(A:76-135) 0-1 overall, 0-1 non_conference					Q3: (H:76-160)(N:101-200)(A:136-240) 1-5 overall, 0-4 non_conference					Q4: (H:161+)(N:201+)(A:241+) 3-2 overall, 0-2 non_conference									
NET	S	Opponent (H 1-15)(N 1-25)(A 1-40)	Score			NET	S	Opponent (H 31-55)(N 51-75)(A 76-100)	Score			NET	S	Opponent (H 76-160)(N 101-200)(A 136-240)	Score			NET	S	Opponent (H:161+)(N:201+)(A:241+)	Score			
4	A	Gonzaga	51	96	1228			----- (H 56-75)(N 76-100)(A 101-135)										256	H	FGCU	61	56	0108	
		----- (H 16-30)(N 26-50)(A 41-75)				119	A	Jacksonville St.	50	64	1218								288	A	Eastern Ill.	70	81	1230
53	A	Liberty	47	72	0121			-----											294	A	Jacksonville	91	88	0116
55	A	Pittsburgh	66	71	1117			Upcoming Games											321	A	VMI	68	89	1221
58	A	UNC Greensboro	48	53	1215	46	H	Lipscomb			0301								348	H	Stetson	63	62	0119
60	A	Toledo	59	80	1128	53	H	Liberty			0216													
67	A	Saint Louis	58	69	1113			-----																
		Upcoming Games						Upcoming Games																
46	A	Lipscomb			0202							160	A	NJIT			0127							

Page 305

Average NET Win: 280

Average NET Loss: 173

WON-LOST
RECORD

ROAD
RECORD

STRENGTH
OF SCHEDULE

DIV. I ONLY	6- 14	1- 9	226
DIV. I NON-CONF.	4- 9	1- 6	159
Quadrant 1		Quadrant 2	Quadrant 3
OVERALL	0-2	0-3	0-2
HOME	0-0	0-0	0-0
AWAY	0-2	0-3	0-2
NEUTRAL	0-0	0-0	0-0
NON-CONFERENCE	0-2	0-2	0-1
HOME	0-0	0-0	0-0
AWAY	0-2	0-2	0-1
NEUTRAL	0-0	0-0	0-0
		Quadrant 4	TOTALS
		6-7	6- 14
		4-4	4- 4
		1-2	1- 9
		1-1	1- 1
		4-4	4- 9
		2-2	2- 2
		1-1	1- 6
		1-1	1- 1

Q1: (H:1-30)(N:1-50)(A:1-75) 0-2 overall, 0-2 non_conference				Q2: (H:31-75)(N:51-100)(A:76-135) 0-3 overall, 0-2 non_conference				Q3: (H:76-160)(N:101-200)(A:136-240) 0-2 overall, 0-1 non_conference				Q4: (H:161+)(N:201+)(A:241+) 6-7 overall, 4-4 non_conference			
NET	S	Opponent	Score	NET	S	Opponent	Score	NET	S	Opponent	Score	NET	S	Opponent	Score
(H 1-15)(N 1-25)(A 1-40)				(H 31-55)(N 51-75)(A 76-100)				(H 76-160)(N 101-200)(A 136-240)				(H:161+)(N:201+)(A:241+)			
4	A	Gonzaga	40 101 1221					169	A	Seattle U	63 82 1123	165	H	Abilene Christian	61 67 1115
33	A	Kansas St.	56 64 1112					183	A	Omaha	84 91 1228	189	H	Northern Colo.	72 88 1128
(H 16-30)(N 26-50)(A 41-75)				(H 56-75)(N 76-100)(A 101-135)				Upcoming Games				212	H	South Dakota	70 71 0102
Upcoming Games				122	A	South Dakota St.	66 78 0110	122	H	South Dakota St.	0203	235	N	Longwood	64 62 1124
				127	A	Utah Valley	75 98 1201	212	A	South Dakota	0220	241	A	Air Force	65 73 1205
				131	A	UC Irvine	52 86 1215	238	A	Purdue Fort Wayne	0126	244	H	North Dakota St.	80 65 0116
				Upcoming Games								263	H	Montana St.	76 64 1218
												269	H	North Dakota	59 80 0105
												272	N	Fairfield	85 86 1125
												298	H	Oral Roberts	74 58 0120
												304	A	Western Ill.	60 78 1230
												311	A	Wyoming	90 87 1211
												328	H	Maine	63 50 1106
												Upcoming Games			
												183	H	Omaha	0302
												238	H	Purdue Fort Wayne	0214
												244	A	North Dakota St.	0209
												269	A	North Dakota	0223
												298	A	Oral Roberts	0207
												304	H	Western Ill.	0228

Non-Div I Games: Western St 93 69

Average NET Win: 293 WON-LOST ROAD STRENGTH
Average NET Loss: 173 RECORD RECORD OF SCHEDULE

DIV. I ONLY	6- 9	2- 9	335
DIV. I NON-CONF.	3- 6	1- 6	203
Quadrant 1		Quadrant 2	Quadrant 3
OVERALL	0-3	0-0	0-3
HOME	0-0	0-0	0-0
AWAY	0-3	0-0	0-3
NEUTRAL	0-0	0-0	0-0
NON-CONFERENCE	0-3	0-0	0-3
HOME	0-0	0-0	0-0
AWAY	0-3	0-0	0-3
NEUTRAL	0-0	0-0	0-0
		Quadrant 4	TOTALS
		6-3	6- 9
		2-0	2- 0
		2-3	2- 9
		2-0	2- 0
		3-0	3- 6
		0-0	0- 0
		1-0	1- 6
		2-0	2- 0

Q1: (H:1-30)(N:1-50)(A:1-75) 0-3 overall, 0-3 non_conference			Q2: (H:31-75)(N:51-100)(A:76-135) 0-0 overall, 0-0 non_conference			Q3: (H:76-160)(N:101-200)(A:136-240) 0-3 overall, 0-3 non_conference			Q4: (H:161+)(N:201+)(A:241+) 6-3 overall, 3-0 non_conference		
NET S Opponent Score			NET S Opponent Score			NET S Opponent Score			NET S Opponent Score		
(H 1-15)(N 1-25)(A 1-40)			(H 31-55)(N 51-75)(A 76-100)			(H 76-160)(N 101-200)(A 136-240)			(H:161+)(N:201+)(A:241+)		
14 A Louisville 72 85 1108			-----			137 A La.-Monroe 68 95 1218			245 N Western Mich. 62 61 1124		
24 A Ole Miss 55 75 1120			(H 56-75)(N 76-100)(A 101-135)			197 A Washington St. 72 89 1111			252 A Central Ark. 68 74 0119		
(H 16-30)(N 26-50)(A 41-75)			-----			236 A Boston U. 63 75 1215			266 H Houston Baptist 77 76 0112		
49 A Baylor 54 81 1116			Upcoming Games			Upcoming Games			280 H SFA 78 73 0109		
Upcoming Games						195 A Sam Houston St. 0220			310 A Idaho 83 80 1113		
						239 A A&M-Corpus Christi 0123			312 A McNeese 75 86 0116		
									322 N N.C. Central 77 63 1123		
									337 A Northwestern St. 78 72 0102		
									340 A Incarnate Word 58 65 0105		
									Upcoming Games		
									165 H Abilene Christian 0213		
									251 H Lamar University 0130		
									252 H Central Ark. 0223		
									266 A Houston Baptist 0216		
									275 A New Orleans 0209		
									275 H New Orleans 0302		
									312 H McNeese 0227		
									316 A Southeastern La. 0202		
									316 H Southeastern La. 0309		
									337 H Northwestern St. 0306		

Non-Div I Games:	Mississippi Col	86	58	Spring Hill	85	65	Mobile	84	67	Camp Harrodsburg	88	63
------------------	-----------------	----	----	-------------	----	----	--------	----	----	------------------	----	----

Average NET Win:	214	WON-LOST RECORD	ROAD RECORD	STRENGTH OF SCHEDULE
Average NET Loss:	164			

DIV. I ONLY	4- 13	0- 4	159	
DIV. I NON-CONF.	4- 8	0- 1	295	
	Quadrant 1	Quadrant 2	Quadrant 3	Quadrant 4
OVERALL	0-1	0-4	1-4	3-4
HOME	0-0	0-2	0-2	3-1
AWAY	0-1	0-2	0-0	0-1
NEUTRAL	0-0	0-0	1-2	0-2
NON-CONFERENCE	0-0	0-1	1-3	3-4
HOME	0-0	0-1	0-1	3-1
AWAY	0-0	0-0	0-0	0-1
NEUTRAL	0-0	0-0	1-2	0-2
				TOTALS
				4- 13
				3- 5
				0- 4
				1- 4
				4- 8
				3- 3
				0- 1
				1- 4

Q1: (H:1-30)(N:1-50)(A:1-75) 0-1 overall, 0-0 non_conference	Q2: (H:31-75)(N:51-100)(A:76-135) 0-4 overall, 0-1 non_conference	Q3: (H:76-160)(N:101-200)(A:136-240) 1-4 overall, 1-3 non_conference	Q4: (H:161+)(N:201+)(A:241+) 3-4 overall, 3-4 non_conference
<div> <div>NET</div> <div>S</div> <div>Opponent</div> <div>Score</div> <div>(H 1-15)(N 1-25)(A 1-40)</div> <div>32</div> <div>A</div> <div>Cincinnati</div> <div>61</div> <div>93</div> <div>0102</div> <div>(H 16-30)(N 26-50)(A 41-75)</div> <div>Upcoming Games</div> <div>7</div> <div>H</div> <div>Houston</div> <div>0217</div> <div>61</div> <div>A</div> <div>Temple</div> <div>0303</div> <div>65</div> <div>A</div> <div>Memphis</div> <div>0220</div> </div>	<div> <div>NET</div> <div>S</div> <div>Opponent</div> <div>Score</div> <div>(H 31-55)(N 51-75)(A 76-100)</div> <div>41</div> <div>H</div> <div>Florida St.</div> <div>69</div> <div>80</div> <div>1111</div> <div>88</div> <div>A</div> <div>UConn</div> <div>71</div> <div>87</div> <div>0119</div> <div>(H 56-75)(N 76-100)(A 101-135)</div> <div>65</div> <div>H</div> <div>Memphis</div> <div>79</div> <div>83</div> <div>0113</div> <div>108</div> <div>A</div> <div>South Fla.</div> <div>48</div> <div>66</div> <div>0109</div> <div>Upcoming Games</div> <div>36</div> <div>H</div> <div>UCF</div> <div>0123</div> <div>61</div> <div>H</div> <div>Temple</div> <div>0202</div> <div>99</div> <div>A</div> <div>Tulsa</div> <div>0228</div> <div>111</div> <div>A</div> <div>Wichita St.</div> <div>0209</div> <div>126</div> <div>A</div> <div>SMU</div> <div>0126</div> </div>	<div> <div>NET</div> <div>S</div> <div>Opponent</div> <div>Score</div> <div>120</div> <div>H</div> <div>Georgia St.</div> <div>76</div> <div>80</div> <div>1128</div> <div>122</div> <div>N</div> <div>South Dakota St.</div> <div>84</div> <div>80</div> <div>1119</div> <div>126</div> <div>H</div> <div>SMU</div> <div>65</div> <div>74</div> <div>0104</div> <div>131</div> <div>N</div> <div>UC Irvine</div> <div>55</div> <div>67</div> <div>1120</div> <div>179</div> <div>N</div> <div>Louisiana</div> <div>61</div> <div>68</div> <div>1121</div> <div>Upcoming Games</div> <div>99</div> <div>H</div> <div>Tulsa</div> <div>0214</div> <div>108</div> <div>H</div> <div>South Fla.</div> <div>0306</div> <div>111</div> <div>H</div> <div>Wichita St.</div> <div>0309</div> <div>226</div> <div>A</div> <div>East Carolina</div> <div>0131</div> </div>	<div> <div>NET</div> <div>S</div> <div>Opponent</div> <div>Score</div> <div>186</div> <div>H</div> <div>Coastal Caro.</div> <div>81</div> <div>76</div> <div>1113</div> <div>213</div> <div>H</div> <div>Texas Southern</div> <div>77</div> <div>70</div> <div>1217</div> <div>283</div> <div>N</div> <div>Towson</div> <div>55</div> <div>73</div> <div>1221</div> <div>297</div> <div>A</div> <div>South Alabama</div> <div>60</div> <div>81</div> <div>1208</div> <div>316</div> <div>H</div> <div>Southeastern La.</div> <div>61</div> <div>62</div> <div>1201</div> <div>334</div> <div>H</div> <div>UT Martin</div> <div>87</div> <div>74</div> <div>1205</div> <div>349</div> <div>N</div> <div>Alabama A&M</div> <div>59</div> <div>67</div> <div>1222</div> <div>Upcoming Games</div> <div>226</div> <div>H</div> <div>East Carolina</div> <div>0223</div> </div>

Non-Div I Games:

STRENGTH

OF SCHEDULE

Q1: (H:1-30)(N:1-50)(A:1-75) 0-1 overall, 0-1 non_conference					Q2: (H:31-75)(N:51-100)(A:76-135) 0-3 overall, 0-2 non_conference					Q3: (H:76-160)(N:101-200)(A:136-240) 1-6 overall, 0-3 non_conference					Q4: (H:161+)(N:201+)(A:241+) 3-4 overall, 2-3 non_conference														
NET	S	Opponent (H 1-15)(N 1-25)(A 1-40)	Score		NET	S	Opponent (H 31-55)(N 51-75)(A 76-100)	Score		NET	S	Opponent	Score		NET	S	Opponent	Score											
9	H	North Carolina	67	116	1109	50	H	Hofstra	71	74	0112	101	H	Northeastern	70	81	0110	233	H	James Madison	68	65	1230						
-----					-----					-----					-----														
(H 16-30)(N 26-50)(A 41-75)					(H 56-75)(N 76-100)(A 101-135)																								
-----					-----					-----					-----														
Upcoming Games					Upcoming Games					Upcoming Games					Upcoming Games														
50	A	Hofstra		0207	63	H	Furman	77	98	1204	115	H	Col. of Charleston		0223	208	H	Delaware			0131								
					101 A Northeastern					0209					222 A UNCW					0126									
					115 A Col. of Charleston					0124					233 A James Madison					0228									
																				209 H William & Mary					0216				
																				222 H UNCW					0221				
																				240 H Drexel					0202				
																				283 A Towson					0302				

Loss Non-Conf H - HOME A-AWAY N-NEUTRAL

STRENGTH

STRENGTH OF SCHEDULE

DIV. I ONLY		2- 12	1- 4	174	
DIV. I NON-CONF.		1- 7	1- 3	130	
	Quadrant 1	Quadrant 2	Quadrant 3	Quadrant 4	TOTALS
OVERALL	0-0	0-1	0-6	2-5	2- 12
HOME	0-0	0-0	0-2	1-5	1- 7
AWAY	0-0	0-1	0-3	1-0	1- 4
NEUTRAL	0-0	0-0	0-1	0-0	0- 1
NON-CONFERENCE	0-0	0-1	0-3	1-3	1- 7
HOME	0-0	0-0	0-0	0-3	0- 3
AWAY	0-0	0-1	0-2	1-0	1- 3
NEUTRAL	0-0	0-0	0-1	0-0	0- 1

Q1: (H:1-30)(N:1-50)(A:1-75) 0-0 overall, 0-0 non_conference				Q2: (H:31-75)(N:51-100)(A:76-135) 0-1 overall, 0-1 non_conference				Q3: (H:76-160)(N:101-200)(A:136-240) 0-6 overall, 0-3 non_conference				Q4: (H:161+)(N:201+)(A:241+) 2-5 overall, 1-3 non_conference			
NET	S	Opponent	Score	NET	S	Opponent	Score	NET	S	Opponent	Score	NET	S	Opponent	Score
(H 1-15)(N 1-25)(A 1-40)				(H 31-55)(N 51-75)(A 76-100)				118 H Montana 51 69 0119				170 H CSU Bakersfield 67 73 1208			
-----				-----				139 N UC Santa Barbara 55 66 1124				183 H Omaha 80 89 1215			
(H 16-30)(N 26-50)(A 41-75)				(H 56-75)(N 76-100)(A 101-135)				159 H Weber St. 87 93 1231				261 H Idaho St. 55 72 1229			
-----				-----				185 A Santa Clara 56 77 1221				263 H Montana St. 67 77 0110			
Upcoming Games				131 A UC Irvine 68 86 1106				189 A Northern Colo. 79 83 0105				269 A North Dakota 67 54 1201			
-----				-----				197 A Washington St. 70 90 1205				303 H Eastern Wash. 74 71 0103			
				Upcoming Games				Upcoming Games				-----			
				118 A Montana 0207				159 A Weber St. 0307				307 H Nicholls St. 80 83 1113			
												Upcoming Games			
												189 H Northern Colo. 0214			
												261 A Idaho St. 0309			
												263 A Montana St. 0209			
												265 H Southern Utah 0204			
												265 A Southern Utah 0223			
												270 H Northern Ariz. 0202			
												270 A Northern Ariz. 0221			
												282 A Sacramento St. 0124			
												282 H Sacramento St. 0302			
												291 A Portland St. 0126			
												291 H Portland St. 0228			
												303 A Eastern Wash. 0218			

Non-Div I Games:	Northwest Nazarene	73	77	Rethesda (CA)	87	59	West Coast Baptist	98	44
------------------	--------------------	----	----	---------------	----	----	--------------------	----	----

Average NET Win: 205

WON-LOST RECORD

ROAD RECORD

STRENGTH OF SCHEDULE

Average NET Loss: 166

DIV. I ONLY		3- 14	0- 6	163	
DIV. I NON-CONF.		3- 9	0- 3	194	

	Quadrant 1	Quadrant 2	Quadrant 3	Quadrant 4	TOTALS
OVERALL	0-1	0-2	1-7	2-4	3- 14
HOME	0-0	0-1	1-2	1-3	2- 6
AWAY	0-1	0-0	0-4	0-1	0- 6
NEUTRAL	0-0	0-1	0-1	1-0	1- 2
NON-CONFERENCE	0-1	0-1	1-3	2-4	3- 9
HOME	0-0	0-0	1-1	1-3	2- 4
AWAY	0-1	0-0	0-1	0-1	0- 3
NEUTRAL	0-0	0-1	0-1	1-0	1- 2

Q1: (H:1-30)(N:1-50)(A:1-75) 0-1 overall, 0-1 non_conference				Q2: (H:31-75)(N:51-100)(A:76-135) 0-2 overall, 0-1 non_conference				Q3: (H:76-160)(N:101-200)(A:136-240) 1-7 overall, 1-3 non_conference				Q4: (H:161+)(N:201+)(A:241+) 2-4 overall, 2-4 non_conference			
NET	S	Opponent	Score	NET	S	Opponent	Score	NET	S	Opponent	Score	NET	S	Opponent	Score
(H 1-15)(N 1-25)(A 1-40)				(H 31-55)(N 51-75)(A 76-100)				(H 76-160)(N 101-200)(A 136-240)				(H:161+)(N:201+)(A:241+)			
-----				-----				-----				-----			
(H 16-30)(N 26-50)(A 41-75)				(H 56-75)(N 76-100)(A 101-135)				-----				-----			
73	A	Oregon St.	64 83 1110	42	H	Utah St.	55 71 0112	112	H	South Carolina	73 64 1205	189	H	Northern Colo.	80 85 1201
-----				-----				-----				-----			
Upcoming Games				Upcoming Games				Upcoming Games				Upcoming Games			
22	H	Nevada	0216	81	N	ETSU	53 76 1221	121	A	Boston College	76 88 1119	201	N	Richmond	68 66 1121
42	A	Utah St.	0213	-----				139	H	UC Santa Barbara	66 76 1106	264	A	UTEP	65 76 1222
64	A	Fresno St.	0227	64	H	Fresno St.	0130	143	H	Boise St.	55 69 0102	299	H	Niagara	67 72 1116
								152	A	UNLV	56 68 0105	302	H	Grambling	86 78 1114
								162	A	Evansville	78 86 1128	306	H	Denver	87 90 1211
								168	A	San Diego St.	54 84 0108	-----			
								182	A	New Mexico	53 83 0119	Upcoming Games			
								Upcoming Games				182	H	New Mexico	0309
								143	A	Boise St.	0126	224	H	Colorado St.	0209
								152	H	UNLV	0219	241	A	Air Force	0206
								224	A	Colorado St.	0223	241	H	Air Force	0302
												319	H	San Jose St.	0123
												319	A	San Jose St.	0306

Non-Div I Games: Dixie St 65 63

STRENGTH

WON LOS RECORD

ROAD RECORD

STRENGTH OF SCHEDULE

Q1: (H:1-30)(N:1-50)(A:1-75) 0-3 overall, 0-3 non_conference						Q2: (H:31-75)(N:51-100)(A:76-135) 0-1 overall, 0-1 non_conference						Q3: (H:76-160)(N:101-200)(A:136-240) 0-2 overall, 0-2 non_conference						Q4: (H:161+)(N:201+)(A:241+) 3-6 overall, 1-2 non_conference					
NET S Opponent Score (H 1-15)(N 1-25)(A 1-40)						NET S Opponent Score (H 31-55)(N 51-75)(A 76-100)						NET S Opponent Score (H 76-160)(N 101-200)(A 136-240)						NET S Opponent Score (H 161-200)(N 201-240)(A 241-280)					
<div>27 A Mississippi St. 77 90 1204</div>						<div>----- (H 56-75)(N 76-100)(A 101-135) -----</div>						<div>200 A UTRGV 64 68 1222 231 A UMKC 67 80 1215</div>						<div>165 H Abilene Christian 72 73 0109 179 H Louisiana 67 80 1218 275 A New Orleans 66 79 0112 307 H Nicholls St. 86 75 0116 316 H Southeastern La. 71 74 0119 322 A N.C. Central 66 67 1201 322 H N.C. Central 77 61 1213 337 A Northwestern St. 61 66 0105 340 A Incarnate Word 88 77 0102</div>					
<div>48 A Saint Mary's (CA) 65 87 1107 70 A Arizona St. 52 80 1109</div>						<div>126 A SMU 59 91 1129</div>						<div>Upcoming Games</div>						<div>Upcoming Games</div>					
<div>Upcoming Games</div>																							

Page 312

Average NET Win: 298 WON-LOST RECORD ROAD RECORD STRENGTH OF SCHEDULE
Average NET Loss: 202

DIV. I ONLY	6- 11	2- 9	346
DIV. I NON-CONF.	3- 9	1- 7	305
Quadrant 1		Quadrant 2	Quadrant 3
OVERALL	0-2	0-2	1-0
HOME	0-0	0-0	0-0
AWAY	0-2	0-2	1-0
NEUTRAL	0-0	0-0	0-0
NON-CONFERENCE	0-2	0-2	1-0
HOME	0-0	0-0	0-0
AWAY	0-2	0-2	1-0
NEUTRAL	0-0	0-0	0-0
		Quadrant 4	TOTALS
		5-7	6- 11
		4-2	4- 2
		1-5	2- 9
		0-0	0- 0
		2-5	3- 9
		2-2	2- 2
		0-3	1- 7
		0-0	0- 0

Q1: (H:1-30)(N:1-50)(A:1-75) 0-2 overall, 0-2 non_conference					Q2: (H:31-75)(N:51-100)(A:76-135) 0-2 overall, 0-2 non_conference					Q3: (H:76-160)(N:101-200)(A:136-240) 1-0 overall, 1-0 non_conference					Q4: (H:161+)(N:201+)(A:241+) 5-7 overall, 2-5 non_conference							
NET	S	Opponent	Score		NET	S	Opponent	Score		NET	S	Opponent	Score		NET	S	Opponent	Score				
(H 1-15)(N 1-25)(A 1-40)					(H 31-55)(N 51-75)(A 76-100)					236					178							
19	A	Marquette	59	92	1110	93	A	Miami (FL)	70	78	1117	Upcoming Games					183	H	Omaha	56	76	1120
(H 16-30)(N 26-50)(A 41-75)					96	A	DePaul	58	80	1107						258	A	Norfolk St.	68	75	0114	
					(H 56-75)(N 76-100)(A 101-135)										259	A	Quinnipiac	63	87	1219		
48	A	Saint Mary's (CA)	61	93	1204											294	H	Jacksonville	71	79	1215	
Upcoming Games					Upcoming Games										319	A	San Jose St.	65	67	1206		
															322	A	N.C. Central	59	68	0105		
															326	A	Howard	71	63	0112		
															332	A	Cal Poly	78	80	1208		
															348	H	Stetson	84	74	1126		
															350	H	Delaware St.	69	49	0119		
															352	H	UMES	89	68	0121		
															Upcoming Games							
															253	H	N.C. A&T			0204		
															258	H	Norfolk St.			0209		
															322	H	N.C. Central			0202		
															325	H	Florida A&M			0223		
															325	A	Florida A&M			0307		
															326	H	Howard			0211		
															327	A	Morgan St.			0126		
															338	A	South Carolina St.			0216		
															338	H	South Carolina St.			0302		
															342	A	Savannah St.			0218		
															346	A	Coppin St.			0128		

Non-Div I Games:	Johnson (FL)	97	47	Trinity Baptist	104	44
------------------	--------------	----	----	-----------------	-----	----

Average NET Win: 307

WON-LOST RECORD

ROAD RECORD

STRENGTH OF SCHEDULE

Average NET Loss: 189

DIV. I ONLY	4- 13	1- 8	290
DIV. I NON-CONF.	3- 8	1- 5	268
Quadrant 1		Quadrant 2	Quadrant 3
OVERALL	0-2	0-1	0-5
HOME	0-0	0-1	0-2
AWAY	0-2	0-0	0-3
NEUTRAL	0-0	0-0	0-0
NON-CONFERENCE	0-2	0-0	0-3
HOME	0-0	0-0	0-1
AWAY	0-2	0-0	0-2
NEUTRAL	0-0	0-0	0-0
		Quadrant 4	TOTALS
		4-5	4- 13
		1-2	1- 5
		1-3	1- 8
		2-0	2- 0
		3-3	3- 8
		0-2	0- 3
		1-1	1- 5
		2-0	2- 0

Q1: (H:1-30)(N:1-50)(A:1-75) 0-2 overall, 0-2 non_conference					Q2: (H:31-75)(N:51-100)(A:76-135) 0-1 overall, 0-0 non_conference					Q3: (H:76-160)(N:101-200)(A:136-240) 0-5 overall, 0-3 non_conference					Q4: (H:161+)(N:201+)(A:241+) 4-5 overall, 3-3 non_conference									
NET	S	Opponent	Score		NET	S	Opponent	Score		NET	S	Opponent	Score		NET	S	Opponent	Score						
(H 1-15)(N 1-25)(A 1-40)					(H 31-55)(N 51-75)(A 76-100)					(H 76-160)(N 101-200)(A 136-240)					(H:161+)(N:201+)(A:241+)									
-----					-----					-----					-----									
(H 16-30)(N 26-50)(A 41-75)					(H 56-75)(N 76-100)(A 101-135)																			
41	A	Florida St.	68	85	1217	45	H	Murray St.	67	85	0112	135	H	Austin Peay	60	78	0110	165	H	Abilene Christian	68	70	1221	
67	A	Saint Louis	65	75	1106	-----					-----					250	N	Chattanooga	63	42	1117			
-----					-----					-----					-----									
Upcoming Games					Upcoming Games					Upcoming Games					Upcoming Games									
45	A	Murray St.	0223		87	A	Belmont	0131		119	H	Jacksonville St.	0209		304	H	Western Ill.	63	70	1201				
					135	A	Austin Peay	0221							324	A	SIUE	88	94	0103				
															334	H	UT Martin	74	69	0105				
															351	A	Mississippi Val.	77	57	1204				

															Upcoming Games									
															288	H	Eastern Ill.	0126		288	A	Eastern Ill.	0216	
															313	A	Tennessee St.	0202		313	H	Tennessee St.	0228	
															324	H	SIUE	0124		334	A	UT Martin	0214	
															339	H	Tennessee Tech	0207						

Non-Div I Games: Quincy

102 66

Missouri S&T

72 69

Average NET Win: 305

WON-LOST RECORD

ROAD RECORD

STRENGTH OF SCHEDULE

Average NET Loss: 170

DIV. I ONLY	4- 12	2- 7	263
DIV. I NON-CONF.	2- 9	1- 6	223
Quadrant 1		Quadrant 2	Quadrant 3
OVERALL	0-4	0-0	0-1
HOME	0-0	0-0	0-0
AWAY	0-3	0-0	0-1
NEUTRAL	0-1	0-0	0-0
NON-CONFERENCE	0-4	0-0	0-1
HOME	0-0	0-0	0-0
AWAY	0-3	0-0	0-1
NEUTRAL	0-1	0-0	0-0
		Quadrant 4	TOTALS
		4-7	4- 12
		2-4	2- 4
		2-3	2- 7
		0-0	0- 1
		2-4	2- 9
		1-2	1- 2
		1-2	1- 6
		0-0	0- 1

Q1: (H:1-30)(N:1-50)(A:1-75) 0-4 overall, 0-4 non_conference					Q2: (H:31-75)(N:51-100)(A:76-135) 0-0 overall, 0-0 non_conference					Q3: (H:76-160)(N:101-200)(A:136-240) 0-1 overall, 0-1 non_conference					Q4: (H:161+)(N:201+)(A:241+) 4-7 overall, 2-4 non_conference							
NET	S	Opponent	Score		NET	S	Opponent	Score		NET	S	Opponent	Score		NET	S	Opponent	Score				
(H 1-15)(N 1-25)(A 1-40)					(H 31-55)(N 51-75)(A 76-100)					(H 76-160)(N 101-200)(A 136-240)					(H:161+)(N:201+)(A:241+)							
11	A	Texas Tech	40	59	1113	-----					229	A	Bradley	60	63	1222	165	H	Abilene Christian	72	75	0112
13	A	LSU	63	94	1106	(H 56-75)(N 76-100)(A 101-135)					Upcoming Games					179	H	Louisiana	72	73	1229	
21	A	Nebraska	35	87	1111	-----					165	A	Abilene Christian			0223	214	H	California Baptist	52	73	1217
24	N	Ole Miss	47	69	1212	Upcoming Games					239	A	A&M-Corpus Christi			0206	251	H	Lamar University	76	69	0116
(H 16-30)(N 26-50)(A 41-75)															252	H	Central Ark.	71	73	0105		
Upcoming Games															280	A	SFA	60	65	0102		
															302	A	Grambling	68	69	1219		
															308	A	Tulane	62	61	1201		
															312	A	McNeese	74	71	0119		
															348	H	Stetson	69	57	1117		
															351	A	Mississippi Val.	59	69	1120		
															Upcoming Games							
															195	H	Sam Houston St.			0130		
															252	A	Central Ark.			0209		
															266	A	Houston Baptist			0123		
															275	A	New Orleans			0220		
															275	H	New Orleans			0306		
															307	H	Nicholls St.			0202		
															307	A	Nicholls St.			0309		
															312	H	McNeese			0216		
															337	A	Northwestern St.			0126		
															337	H	Northwestern St.			0302		
															340	H	Incarnate Word			0213		

Non-Div I Games: William Carey	78	57	Louisiana Col	86	71
--------------------------------	----	----	---------------	----	----

STRENGTH

RECORD

RECORD

OF SCHEDULE

[illegible]

Loss Non-Conf H - HOME A-AWAY N-NEUTRAL

Alabamast.

Average NET Win: 310

WON-LOST RECORD

ROAD RECORD

STRENGTH OF SCHEDULE

Average NET Loss: 152

DIV. I ONLY	5- 13	1- 6	215
DIV. I NON-CONF.	5- 8	1- 4	326
Quadrant 1		Quadrant 2	Quadrant 3
OVERALL	0-1	0-3	0-5
HOME	0-1	0-0	0-2
AWAY	0-0	0-2	0-3
NEUTRAL	0-0	0-1	0-0
NON-CONFERENCE	0-0	0-2	0-3
HOME	0-0	0-0	0-1
AWAY	0-0	0-1	0-2
NEUTRAL	0-0	0-1	0-0
		Quadrant 4	TOTALS
		5-4	5- 13
		4-3	4- 6
		1-1	1- 6
		0-0	0- 1
		5-3	5- 8
		4-2	4- 3
		1-1	1- 4
		0-0	0- 1

Q1: (H:1-30)(N:1-50)(A:1-75) 0-1 overall, 0-0 non_conference				Q2: (H:31-75)(N:51-100)(A:76-135) 0-3 overall, 0-2 non_conference				Q3: (H:76-160)(N:101-200)(A:136-240) 0-5 overall, 0-3 non_conference				Q4: (H:161+)(N:201+)(A:241+) 5-4 overall, 5-3 non_conference			
NET S Opponent Score				NET S Opponent Score				NET S Opponent Score				NET S Opponent Score			
(H 1-15)(N 1-25)(A 1-40)				(H 31-55)(N 51-75)(A 76-100)				(H 76-160)(N 101-200)(A 136-240)				(H:161+)(N:201+)(A:241+)			
4 H Gonzaga 66 89 0119				100 A Colorado 69 93 1128				105 H Texas St. 68 91 1124				169 H Seattle U 56 67 1217			
(H 16-30)(N 26-50)(A 41-75)				(H 56-75)(N 76-100)(A 101-135)				116 H San Diego 55 76 0117				177 H Pacific 57 65 0112			
Upcoming Games				85 N North Texas 73 78 1110				154 A Loyola Marymount 64 76 0105				278 A CSUN 80 77 1117			
39 A San Francisco 0124				107 A BYU 56 79 0110				166 A Hawaii 64 82 1109				282 H Sacramento St. 76 67 1208			
48 A Saint Mary's (CA) 0228				Upcoming Games				204 A Cal St. Fullerton 64 79 1229				291 A Portland St. 78 87 1205			
				39 H San Francisco 0216				Upcoming Games				302 H Grambling 58 70 1215			
				116 A San Diego 0221				107 H BYU 0207				325 H Florida A&M 54 39 1221			
								154 H Loyola Marymount 0209				331 H USC Upstate 73 56 1121			
								175 A Pepperdine 0223				332 H Cal Poly 72 67 1123			
								177 A Pacific 0126				Upcoming Games			
								185 A Santa Clara 0202				175 H Pepperdine 0131			
												185 H Santa Clara 0302			

Non-Div I Games: Multnomah 111 103

Lewis & Clark 77 57

Average NET Win: 292 WON-LOST ROAD STRENGTH
Average NET Loss: 138 RECORD RECORD OF SCHEDULE

DIV. I ONLY	2- 14	0- 5	91
DIV. I NON-CONF.	2- 9	0- 3	200
Quadrant 1		Quadrant 2	Quadrant 3
OVERALL	0-2	0-3	0-5
HOME	0-0	0-2	0-1
AWAY	0-2	0-1	0-1
NEUTRAL	0-0	0-0	0-3
NON-CONFERENCE	0-1	0-1	0-3
HOME	0-0	0-0	0-0
AWAY	0-1	0-1	0-0
NEUTRAL	0-0	0-0	0-3
		Quadrant 4	TOTALS
		2-4	2- 14
		2-3	2- 6
		0-1	0- 5
		0-0	0- 3
		2-4	2- 9
		2-3	2- 3
		0-1	0- 3
		0-0	0- 3

Q1: (H:1-30)(N:1-50)(A:1-75) 0-2 overall, 0-1 non_conference				Q2: (H:31-75)(N:51-100)(A:76-135) 0-3 overall, 0-1 non_conference				Q3: (H:76-160)(N:101-200)(A:136-240) 0-5 overall, 0-3 non_conference				Q4: (H:161+)(N:201+)(A:241+) 2-4 overall, 2-4 non_conference			
NET S Opponent Score				NET S Opponent Score				NET S Opponent Score				NET S Opponent Score			
(H 1-15)(N 1-25)(A 1-40)				(H 31-55)(N 51-75)(A 76-100)				(H 76-160)(N 101-200)(A 136-240)				(H:161+)(N:201+)(A:241+)			
22 A Nevada 53 92 0109				42 H Utah St. 63 81 0116				141 N Central Mich. 74 76 1118				180 H Indiana St. 57 86 1128			
(H 16-30)(N 26-50)(A 41-75)				(H 56-75)(N 76-100)(A 101-135)				143 H Boise St. 64 87 0112				185 H Santa Clara 63 71 1124			
48 A Saint Mary's (CA) 45 75 1229				64 H Fresno St. 53 73 0102				152 A UNLV 56 94 0119				247 A California 80 88 1221			
Upcoming Games				113 A Stanford 73 78 1218				159 N Weber St. 77 85 1115				265 H Southern Utah 59 66 1110			
42 A Utah St. 0130				Upcoming Games				170 N CSU Bakersfield 72 73 1117				270 H Northern Ariz. 79 74 1215			
64 A Fresno St. 0309								Upcoming Games				314 H Bethune-Cookman 67 65 1206			
								143 A Boise St. 0209				Upcoming Games			
								152 H UNLV 0216				168 H San Diego St. 0202			
								168 A San Diego St. 0302				182 H New Mexico 0227			
								182 A New Mexico 0213				224 H Colorado St. 0220			
												241 H Air Force 0126			
												241 A Air Force 0223			
												311 A Wyoming 0123			
												311 H Wyoming 0306			

Non-Div I Games: I IFF Pacific 89 72

Average NET Win: 283

WON-LOST
RECORD

ROAD
RECORD

STRENGTH
OF SCHEDULE

Average NET Loss: 181

DIV. I ONLY	6- 11	1- 7	283
DIV. I NON-CONF.	3- 8	0- 6	237
Quadrant 1		Quadrant 2	Quadrant 3
OVERALL	0-1	0-3	0-2
HOME	0-0	0-1	0-0
AWAY	0-1	0-2	0-2
NEUTRAL	0-0	0-0	0-0
NON-CONFERENCE	0-1	0-3	0-1
HOME	0-0	0-1	0-0
AWAY	0-1	0-2	0-1
NEUTRAL	0-0	0-0	0-0
		Quadrant 4	TOTALS
		6-5	6- 11
		5-3	5- 4
		1-2	1- 7
		0-0	0- 0
		3-3	3- 8
		3-1	3- 2
		0-2	0- 6
		0-0	0- 0

Q1: (H:1-30)(N:1-50)(A:1-75) 0-1 overall, 0-1 non_conference					Q2: (H:31-75)(N:51-100)(A:76-135) 0-3 overall, 0-3 non_conference					Q3: (H:76-160)(N:101-200)(A:136-240) 0-2 overall, 0-1 non_conference					Q4: (H:161+)(N:201+)(A:241+) 6-5 overall, 3-3 non_conference					
NET	S	Opponent	Score		NET	S	Opponent	Score		NET	S	Opponent	Score		NET	S	Opponent	Score		
(H 1-15)(N 1-25)(A 1-40)					(H 31-55)(N 51-75)(A 76-100)					(H 76-160)(N 101-200)(A 136-240)					(H:161+)(N:201+)(A:241+)					
25	A	Iowa	67	72	1229										193	H	Dartmouth	68	67	1221
-----					-----					-----					-----					
(H 16-30)(N 26-50)(A 41-75)					(H 56-75)(N 76-100)(A 101-135)					Upcoming Games										
						74	H	Yale	61	103	1128									
						128	A	Rhode Island	63	97	1106									
						129	A	Brown	60	84	1125									
-----					-----															
Upcoming Games					Upcoming Games															

Non-Div I Games:

STRENGTH

RECORD

RECORD

OF SCHEDULE

[illegible]Page 321

[illegible]

Loss Non-Conf H - HOME A-AWAY N-NEUTRAL

Average NET Win: 285

Average NET Loss: 193

WON-LOST
RECORD

ROAD
RECORD

STRENGTH
OF SCHEDULE

DIV. I ONLY	5- 12	0- 9	300
DIV. I NON-CONF.	3- 9	0- 7	201
Quadrant 1		Quadrant 2	Quadrant 3
OVERALL	0-3	0-1	0-2
HOME	0-0	0-0	0-0
AWAY	0-3	0-1	0-2
NEUTRAL	0-0	0-0	0-0
NON-CONFERENCE	0-3	0-1	0-2
HOME	0-0	0-0	0-0
AWAY	0-3	0-1	0-2
NEUTRAL	0-0	0-0	0-0
		Quadrant 4	TOTALS
		5-6	5- 12
		5-3	5- 3
		0-3	0- 9
		0-0	0- 0
		3-3	3- 9
		3-2	3- 2
		0-1	0- 7
		0-0	0- 0

Q1: (H:1-30)(N:1-50)(A:1-75) 0-3 overall, 0-3 non_conference				Q2: (H:31-75)(N:51-100)(A:76-135) 0-1 overall, 0-1 non_conference				Q3: (H:76-160)(N:101-200)(A:136-240) 0-2 overall, 0-2 non_conference				Q4: (H:161+)(N:201+)(A:241+) 5-6 overall, 3-3 non_conference			
NET S Opponent Score				NET S Opponent Score				NET S Opponent Score				NET S Opponent Score			
(H 1-15)(N 1-25)(A 1-40)				(H 31-55)(N 51-75)(A 76-100)				(H 76-160)(N 101-200)(A 136-240)				(H:161+)(N:201+)(A:241+)			
23 A Auburn 49 99 1128				85 A North Texas 66 75 1124				227 A St. Francis Brooklyn 53 56 1215				208 H Delaware 75 78 1110			
26 A NC State 57 85 1120								232 A Fairleigh Dickinson 74 83 1219				257 H LIU Brooklyn 58 74 1208			
												267 H Siena 65 60 0103			
								Upcoming Games				271 H Hampton 83 80 1229			
								153 A Rider 0131				272 A Fairfield 57 60 0110			
								153 H Rider 0217				276 H Marist 72 63 0113			
								221 A Iona 0215				277 A Monmouth 44 61 0105			
												284 H Lafayette 93 86 1107			
												320 A Bryant 63 71 1114			
												328 H Maine 63 59 1201			
												335 H Manhattan 56 58 0117			
												Upcoming Games			
												255 H Canisius 0210			
												259 A Quinnipiac 0127			
												259 H Quinnipiac 0301			
												267 A Siena 0219			
												272 H Fairfield 0303			
												276 A Marist 0222			
												277 H Monmouth 0207			
												299 A Niagara 0122			
												299 H Niagara 0224			
												335 A Manhattan 0202			

Non-Div I Games:

Average NET Win: 281 WON-LOST ROAD STRENGTH
Average NET Loss: 192 RECORD RECORD OF SCHEDULE

DIV. I ONLY	3- 13	0- 7	200		
DIV. I NON-CONF.	2- 8	0- 4	277		
	Quadrant 1	Quadrant 2	Quadrant 3	Quadrant 4	TOTALS
OVERALL	0-0	0-3	1-5	2-5	3- 13
HOME	0-0	0-1	0-3	2-1	2- 5
AWAY	0-0	0-2	0-2	0-3	0- 7
NEUTRAL	0-0	0-0	1-0	0-1	1- 1
NON-CONFERENCE	0-0	0-1	1-4	1-3	2- 8
HOME	0-0	0-0	0-2	1-1	1- 3
AWAY	0-0	0-1	0-2	0-1	0- 4
NEUTRAL	0-0	0-0	1-0	0-1	1- 1

Q1: (H:1-30)(N:1-50)(A:1-75) 0-0 overall, 0-0 non_conference		Q2: (H:31-75)(N:51-100)(A:76-135) 0-3 overall, 0-1 non_conference		Q3: (H:76-160)(N:101-200)(A:136-240) 1-5 overall, 1-4 non_conference		Q4: (H:161+)(N:201+)(A:241+) 2-5 overall, 1-3 non_conference	
NET S Opponent Score (H 1-15)(N 1-25)(A 1-40)		NET S Opponent Score (H 31-55)(N 51-75)(A 76-100)		NET S Opponent Score (H 76-160)(N 101-200)(A 136-240)		NET S Opponent Score (H 161-300)(N 201-300)(A 301-400)	
----- (H 16-30)(N 26-50)(A 41-75) ----- Upcoming Games		----- (H 56-75)(N 76-100)(A 101-135) ----- Upcoming Games		----- Upcoming Games		----- Upcoming Games	
45 A Murray St. 0209		119 A Jacksonville St. 54 90 0112 133 A Drake 66 79 1217 87 A Belmont 0223 135 A Austin Peay 0207		135 H Austin Peay 71 79 0117 149 H Winthrop 82 94 1110 156 H Southern Ill. 61 82 1201 172 A Valparaiso 70 75 1121 189 N Northern Colo. 82 72 1223 197 A Washington St. 73 89 1219 Upcoming Games 119 H Jacksonville St. 0302		177 H Pacific 65 74 1106 278 N CSUN 79 85 1222 288 A Eastern Ill. 81 84 0105 304 A Western Ill. 58 83 1128 315 H Southeast Mo. St. 94 88 0103 339 A Tennessee Tech 69 78 0110 340 H Incarnate Word 80 68 1125 Upcoming Games 223 H Eastern Ky. 0202 254 H Morehead St. 0131 288 H Eastern Ill. 0214 313 A Tennessee St. 0221 315 A Southeast Mo. St. 0124 334 A UT Martin 0126 334 H UT Martin 0216 339 H Tennessee Tech 0228	

Non-Div I Games: Harris-Stowe 92 87 Missouri S&T 79 66

Average NET Win: 328

WON-LOST RECORD

ROAD RECORD

STRENGTH OF SCHEDULE

Average NET Loss: 188

DIV. I ONLY		4- 14	2- 11	326
DIV. I NON-CONF.		1- 12	1- 10	214
Quadrant 1		Quadrant 2	Quadrant 3	Quadrant 4
OVERALL	0-2	0-4	0-2	4-6
HOME	0-0	0-0	0-0	2- 1
AWAY	0-2	0-4	0-2	2- 11
NEUTRAL	0-0	0-0	0-0	0- 2
NON-CONFERENCE	0-2	0-4	0-2	1- 12
HOME	0-0	0-0	0-0	0- 0
AWAY	0-2	0-4	0-2	1- 10
NEUTRAL	0-0	0-0	0-0	0- 2

Q1: (H:1-30)(N:1-50)(A:1-75) 0-2 overall, 0-2 non_conference					Q2: (H:31-75)(N:51-100)(A:76-135) 0-4 overall, 0-4 non_conference					Q3: (H:76-160)(N:101-200)(A:136-240) 0-2 overall, 0-2 non_conference					Q4: (H:161+)(N:201+)(A:241+) 4-6 overall, 1-4 non_conference								
NET	S	Opponent	Score		NET	S	Opponent	Score		NET	S	Opponent	Score		NET	S	Opponent	Score					
(H 1-15)(N 1-25)(A 1-40)					(H 31-55)(N 51-75)(A 76-100)					(H 76-160)(N 101-200)(A 136-240)					(H:161+)(N:201+)(A:241+)								
-----					-----					-----					-----								
(H 16-30)(N 26-50)(A 41-75)					(H 56-75)(N 76-100)(A 101-135)					Upcoming Games					Upcoming Games								
65	A	Memphis	65	96	1229	90	A	Georgia Tech	40	73	1209	154	A	Loyola Marymount	63	71	1124	248	N	Campbell	59	66	1116
68	A	Oregon	64	71	1218	96	A	DePaul	50	65	1203	188	A	North Florida	62	81	1129	258	A	Norfolk St.	62	72	0107
Upcoming Games					Upcoming Games					Upcoming Games					Upcoming Games								

Non-Div I Games:	Tuskegee	62	55	Fort Valley St	80	58
------------------	----------	----	----	----------------	----	----

STRENGTH

RECORD

RECORD

OF SCHEDULE

DIV. I ONLY		5- 12	3- 7	353	
DIV. I NON-CONF.		3- 9	1- 7	335	
	Quadrant 1	Quadrant 2	Quadrant 3	Quadrant 4	TOTALS
OVERALL	0-0	0-2	1-4	4-6	5- 12
HOME	0-0	0-0	0-1	1-3	1- 4
AWAY	0-0	0-2	1-3	2-2	3- 7
NEUTRAL	0-0	0-0	0-0	1-1	1- 1
NON-CONFERENCE	0-0	0-2	1-4	2-3	3- 9
HOME	0-0	0-0	0-1	1-0	1- 1
AWAY	0-0	0-2	1-3	0-2	1- 7
NEUTRAL	0-0	0-0	0-0	1-1	1- 1

Q1: (H:1-30)(N:1-50)(A:1-75) 0-0 overall, 0-0 non_conference				Q2: (H:31-75)(N:51-100)(A:76-135) 0-2 overall, 0-2 non_conference				Q3: (H:76-160)(N:101-200)(A:136-240) 1-4 overall, 1-4 non_conference				Q4: (H:161+)(N:201+)(A:241+) 4-6 overall, 2-3 non_conference			
NET	S	Opponent	Score	NET	S	Opponent	Score	NET	S	Opponent	Score	NET	S	Opponent	Score
(H 1-15)(N 1-25)(A 1-40)				(H 31-55)(N 51-75)(A 76-100)				148 H Harvard 71 84 0121				205 H American 85 83 1208			
-----				77 A Ball St. 71 98 1220				156 A Southern Ill. 69 83 1119				214 N California Baptist 86 84 1124			
(H 16-30)(N 26-50)(A 41-75)				-----				203 A Massachusetts 68 63 1116				262 A George Washington 64 70 1214			
-----				(H 56-75)(N 76-100)(A 101-135)				218 A Fordham 67 74 1216				271 N Hampton 82 89 1222			
Upcoming Games				103 A Georgetown 67 102 1229				237 A Little Rock 76 97 1123				292 A Appalachian St. 86 100 1204			
				-----				Upcoming Games				314 H Bethune-Cookman 63 71 0112			
												325 H Florida A&M 72 82 0105			
												327 H Morgan St. 86 89 0115			
												338 A South Carolina St. 71 67 0119			
												352 A UMES 79 39 0107			

												Upcoming Games			
												253 H N.C. A&T 0216			
												258 H Norfolk St. 0202			
												258 A Norfolk St. 0307			
												314 A Bethune-Cookman 0211			
												322 H N.C. Central 0218			
												325 A Florida A&M 0209			
												327 A Morgan St. 0225			
												342 A Savannah St. 0302			
												346 A Coppin St. 0223			
												350 H Delaware St. 0126			
												352 H UMES 0128			

Non-Div I Games: Washington Adven	115	91	Regent	108	51	Central Penn	99	71
-----------------------------------	-----	----	--------	-----	----	--------------	----	----

Average NET Win: 321

WON-LOST
RECORD

ROAD
RECORD

STRENGTH
OF SCHEDULE

Average NET Loss: 196

DIV. I ONLY	6- 11	1- 9	341
DIV. I NON-CONF.	4- 7	0- 7	228
Quadrant 1		Quadrant 2	Quadrant 3
OVERALL	0-2	0-2	0-1
HOME	0-0	0-0	0-0
AWAY	0-2	0-2	0-1
NEUTRAL	0-0	0-0	0-0
NON-CONFERENCE	0-2	0-2	0-1
HOME	0-0	0-0	0-0
AWAY	0-2	0-2	0-1
NEUTRAL	0-0	0-0	0-0
		Quadrant 4	TOTALS
		6-6	6- 11
		4-2	4- 2
		1-4	1- 9
		1-0	1- 0
		4-2	4- 7
		3-0	3- 0
		0-2	0- 7
		1-0	1- 0

Q1: (H:1-30)(N:1-50)(A:1-75) 0-2 overall, 0-2 non_conference					Q2: (H:31-75)(N:51-100)(A:76-135) 0-2 overall, 0-2 non_conference					Q3: (H:76-160)(N:101-200)(A:136-240) 0-1 overall, 0-1 non_conference					Q4: (H:161+)(N:201+)(A:241+) 6-6 overall, 4-2 non_conference													
NET	S	Opponent	Score		NET	S	Opponent	Score		NET	S	Opponent	Score		NET	S	Opponent	Score										
(H 1-15)(N 1-25)(A 1-40)					(H 31-55)(N 51-75)(A 76-100)					(H 76-160)(N 101-200)(A 136-240)					(H:161+)(N:201+)(A:241+)													
1	A	Virginia	45	83	1203	86	A	Old Dominion	53	76	1222	138	A	George Mason	75	82	1128	253	A	N.C. A&T	53	57	0119					
28	A	Villanova	77	100	1106	96	A	DePaul	63	91	1112	Upcoming Games					278	A	CSUN	86	94	1229						
-----					-----					-----					-----													
(H 16-30)(N 26-50)(A 41-75)					(H 56-75)(N 76-100)(A 101-135)										279					A	Saint Francis (PA)	60	80	1109				
-----					-----										283					N	Towson	74	69	1208				
Upcoming Games					Upcoming Games										295					H	Navy	75	51	1120				
															322					A	N.C. Central	64	92	0121				
															326					A	Howard	89	86	0115				
															333					H	Mt. St. Mary's	78	68	1125				
															336					H	Binghamton	74	68	1205				
															338					H	South Carolina St.	68	72	0112				
															342					H	Savannah St.	87	88	0107				
															352					H	UMES	66	53	0105				

															Upcoming Games													
																				258					H	Norfolk St.		0223
																				314					H	Bethune-Cookman		0126
																				325					H	Florida A&M		0128
																				326					H	Howard		0225
																				338					A	South Carolina St.		0209
																				342					A	Savannah St.		0211
																				346					A	Coppin St.		0202
																				346					H	Coppin St.		0307
																				350					A	Delaware St.		0302
																				352					A	UMES		0304

Non-Div I Games: Wilmington (DE) 85 78

Lincoln (PA) 75 77

STRENGTH

STRENGTH OF SCHEDULE

DIV. I ONLY		2- 17	1- 12	90	
DIV. I NON-CONF.		1- 13	0- 11	91	
	Quadrant 1	Quadrant 2	Quadrant 3	Quadrant 4	TOTALS
OVERALL	0-2	0-5	0-3	2-7	2- 17
HOME	0-0	0-1	0-1	1-3	1- 5
AWAY	0-2	0-4	0-2	1-4	1- 12
NEUTRAL	0-0	0-0	0-0	0-0	0- 0
NON-CONFERENCE	0-2	0-4	0-2	1-5	1- 13
HOME	0-0	0-0	0-0	1-2	1- 2
AWAY	0-2	0-4	0-2	0-3	0- 11
NEUTRAL	0-0	0-0	0-0	0-0	0- 0

[illegible]

Non-Div I Games: M _P - Marchias	98	43
--------------------------------------------	----	----

Average NET Win: 346

WON-LOST RECORD

ROAD RECORD

STRENGTH OF SCHEDULE

Average NET Loss: 174

DIV. I ONLY	4- 13	1- 11	340
DIV. I NON-CONF.	1- 10	0- 8	215
Quadrant 1		Quadrant 2	Quadrant 3
OVERALL	0-1	0-1	0-9
HOME	0-0	0-0	0-1
AWAY	0-1	0-1	0-7
NEUTRAL	0-0	0-0	0-1
NON-CONFERENCE	0-1	0-1	0-8
HOME	0-0	0-0	0-1
AWAY	0-1	0-1	0-6
NEUTRAL	0-0	0-0	0-1
		Quadrant 4	TOTALS
		4-2	4- 13
		2-0	2- 1
		1-2	1- 11
		1-0	1- 1
		1-0	1- 10
		0-0	0- 1
		0-0	0- 8
		1-0	1- 1

Q1: (H:1-30)(N:1-50)(A:1-75) 0-1 overall, 0-1 non_conference					Q2: (H:31-75)(N:51-100)(A:76-135) 0-1 overall, 0-1 non_conference					Q3: (H:76-160)(N:101-200)(A:136-240) 0-9 overall, 0-8 non_conference					Q4: (H:161+)(N:201+)(A:241+) 4-2 overall, 1-0 non_conference								
NET	S	Opponent	Score		NET	S	Opponent	Score		NET	S	Opponent	Score		NET	S	Opponent	Score					
(H 1-15)(N 1-25)(A 1-40)					(H 31-55)(N 51-75)(A 76-100)					(H 76-160)(N 101-200)(A 136-240)					(H:161+)(N:201+)(A:241+)								
-----					-----					-----					-----								
(H 16-30)(N 26-50)(A 41-75)					(H 56-75)(N 76-100)(A 101-135)					(H 161-200)(N 201-240)(A 241-280)					(H 281-320)(N 321-400)(A 401-480)								
45	A	Murray St.	57	74	1215	116	A	San Diego	58	76	1124	137	H	La.-Monroe	66	75	1106	242	A	Prairie View	51	55	0119
-----					-----					-----					-----								
Upcoming Games					Upcoming Games					Upcoming Games					Upcoming Games								

Non-Div I Games: Fisk	77	56	Miles	61	57
-----------------------	----	----	-------	----	----

Average NET Win: 292

WON-LOST

ROAD

STRENGTH

Average NET Loss: 174

RECORD

ROAD RECORD

STRENGTH OF SCHEDULE

DIV. I ONLY		2- 16	1- 9	244	
DIV. I NON-CONF.		2- 9	1- 6	306	
<hr/>					
	Quadrant 1	Quadrant 2	Quadrant 3	Quadrant 4	TOTALS
OVERALL	0-1	0-3	0-8	2-4	2- 16
HOME	0-0	0-1	0-3	1-1	1- 5
AWAY	0-1	0-2	0-4	1-2	1- 9
NEUTRAL	0-0	0-0	0-1	0-1	0- 2
NON-CONFERENCE	0-1	0-3	0-2	2-3	2- 9
HOME	0-0	0-1	0-0	1-0	1- 1
AWAY	0-1	0-2	0-1	1-2	1- 6
NEUTRAL	0-0	0-0	0-1	0-1	0- 2

Q1: (H:1-30)(N:1-50)(A:1-75) 0-1 overall, 0-1 non_conference						Q2: (H:31-75)(N:51-100)(A:76-135) 0-3 overall, 0-3 non_conference						Q3: (H:76-160)(N:101-200)(A:136-240) 0-8 overall, 0-2 non_conference						Q4: (H:161+)(N:201+)(A:241+) 2-4 overall, 2-3 non_conference											
NET	S	Opponent	Score			NET	S	Opponent	Score			NET	S	Opponent	Score			NET	S	Opponent	Score								
(H 1-15)(N 1-25)(A 1-40)						(H 31-55)(N 51-75)(A 76-100)						(H 76-160)(N 101-200)(A 136-240)						(H:161+)(N:201+)(A:241+)											
26	A	NC State	71	98	1222	90	A	Georgia Tech	63	79	0102	91	H	Radford	72	79	0110	202	H	Presbyterian	59	68	0121						
-----						-----						-----						-----											
(H 16-30)(N 26-50)(A 41-75)						(H 56-75)(N 76-100)(A 101-135)						105 N Texas St.						50	82	1123	245	A	Western Mich.	71	66	1201			
-----						-----						149 H Winthrop						72	82	0119	318	A	Portland	56	73	1121			
-----						-----						157 H Gardner-Webb						61	74	1128	321	A	VMI	72	78	1114			
-----						-----						157 A Gardner-Webb						59	64	0112	332	N	Cal Poly	74	75	1124			
-----						-----						202 A Presbyterian						61	64	0105	338	H	South Carolina St.	88	84	1215			
-----						-----						223 A Eastern Ky.						77	79	1205	-----								
Upcoming Games						Upcoming Games						230 A High Point						54	71	0116	Upcoming Games								
-----						-----						-----						-----						-----					
-----						-----						Upcoming Games						235 A Longwood						0216					
-----						-----						-----						-----						-----					
-----						-----						-----						-----						-----					
-----						-----						-----						-----						-----					
-----						-----						-----						-----						-----					
-----						-----						-----						-----						-----					
-----						-----						-----						-----						-----					
-----						-----						-----						-----						-----					
-----						-----						-----						-----						-----					
-----						-----						-----						-----						-----					
-----						-----						-----						-----						-----					
-----						-----						-----						-----						-----					
-----						-----						-----						-----						-----					
-----						-----						-----						-----						-----					
-----						-----						-----						-----						-----					
-----						-----						-----						-----						-----					
-----						-----						-----						-----						-----					
-----						-----						-----						-----						-----					
-----						-----						-----						-----						-----					
-----						-----						-----						-----						-----					
-----						-----						-----						-----						-----					
-----						-----						-----						-----						-----					
-----						-----						-----						-----						-----					
-----						-----						-----						-----						-----					
-----						-----						-----						-----						-----					
-----						-----						-----						-----						-----					
-----						-----						-----						-----						-----					
-----						-----						-----						-----						-----					
-----						-----						-----						-----						-----					
-----						-----						-----						-----						-----					
-----						-----						-----						-----						-----					
-----						-----						-----						-----						-----					
-----						-----						-----						-----						-----					
-----						-----						-----						-----						-----					
-----						-----						-----						-----						-----					
-----						-----						-----						-----						-----					
-----						-----						-----						-----						-----					
-----						-----						-----						-----						-----					
-----						-----						-----						-----						-----					
-----						-----						-----						-----						-----					
-----						-----						-----						-----						-----					
-----						-----						-----						-----						-----					
-----						-----						-----						-----						-----					
-----						-----						-----						-----						-----					
-----						-----						-----						-----						-----					
-----						-----						-----						-----						-----					
-----						-----						-----						-----						-----					
-----						-----						-----						-----						-----					
-----						-----						-----						-----						-----					
-----						-----						-----						-----						-----					
-----						-----						-----						-----						-----					
-----						-----						-----						-----						-----					
-----						-----						-----						-----						-----					
-----						-----						-----						-----						-----					
-----						-----						-----						-----						-----					
-----						-----						-----						-----						-----					
-----						-----						-----						-----						-----					
-----						-----						-----						-----						-----					
-----						-----						-----						-----						-----					
-----						-----						-----						-----						-----					
-----						-----						-----						-----						-----					
-----						-----						-----						-----						-----					
-----						-----						-----						-----						-----					
-----						-----						-----						-----						-----					
-----						-----						-----						-----						-----					
-----						-----						-----						-----						-----					
-----						-----						-----						-----						-----					
-----						-----						-----						-----						-----					
-----						-----						-----						-----						-----					
-----						-----						-----						-----						-----					
-----						-----						-----						-----						-----					

Non-Div I Games: Coker	89	69	Truett-McConnell	85	54	Brevard	86	43
------------------------	----	----	------------------	----	----	---------	----	----

Average NET Win: 323

Average NET Loss: 195

WON-LOST
RECORD

ROAD
RECORD

STRENGTH
OF SCHEDULE

DIV. I ONLY		2- 12	0- 9	278
DIV. I NON-CONF.		2- 9	0- 7	274
Quadrant 1		Quadrant 2	Quadrant 3	Quadrant 4
OVERALL	0-2	0-0	0-4	2-6
HOME	0-0	0-0	0-0	1-2
AWAY	0-2	0-0	0-3	0-4
NEUTRAL	0-0	0-0	0-1	1-0
NON-CONFERENCE	0-2	0-0	0-3	2-4
HOME	0-0	0-0	0-0	1-1
AWAY	0-2	0-0	0-2	0-3
NEUTRAL	0-0	0-0	0-1	1-0
				TOTALS
				2- 12
				1- 2
				0- 9
				1- 1
				2- 9
				1- 1
				0- 7
				1- 1

Q1: (H:1-30)(N:1-50)(A:1-75) 0-2 overall, 0-2 non_conference				Q2: (H:31-75)(N:51-100)(A:76-135) 0-0 overall, 0-0 non_conference				Q3: (H:76-160)(N:101-200)(A:136-240) 0-4 overall, 0-3 non_conference				Q4: (H:161+)(N:201+)(A:241+) 2-6 overall, 2-4 non_conference			
NET S Opponent Score				NET S Opponent Score				NET S Opponent Score				NET S Opponent Score			
(H 1-15)(N 1-25)(A 1-40)				(H 31-55)(N 51-75)(A 76-100)				(H 76-160)(N 101-200)(A 136-240)				(H:161+)(N:201+)(A:241+)			
(H 16-30)(N 26-50)(A 41-75)				(H 56-75)(N 76-100)(A 101-135)								2-6 overall, 2-4 non_conference			
54 A Arizona 61 82 1111								105 N Texas St. 42 54 1121				215 H UT Arlington 70 75 1221			
64 A Fresno St. 67 76 1201								139 A UC Santa Barbara 56 65 0109				247 A California 66 67 1215			
Upcoming Games				Upcoming Games				170 A CSU Bakersfield 61 74 1218				267 A Siena 54 75 1229			
				131 A UC Irvine 0221				197 A Washington St. 70 84 1119				278 H CSUN 74 78 0112			
								Upcoming Games				289 A UC Davis 63 75 0119			
								131 H UC Irvine 0307				314 H Bethune-Cookman 80 78 1208			
								139 H UC Santa Barbara 0309				318 A Portland 67 72 1123			
								166 A Hawaii 0214				331 N USC Upstate 75 74 1124			
								196 A Long Beach St. 0302				Upcoming Games			
								204 A Cal St. Fullerton 0228				166 H Hawaii 0223			
												196 H Long Beach St. 0209			
												204 H Cal St. Fullerton 0126			
												278 A CSUN 0202			
												289 H UC Davis 0207			
												300 H UC Riverside 0123			
												300 A UC Riverside 0131			

Non-Div I Games: MenIn	82	75	Holv Names	68	47
------------------------	----	----	------------	----	----

Average NET Win: 237 WON-LOST ROAD STRENGTH
Average NET Loss: 180 RECORD RECORD OF SCHEDULE

DIV. I ONLY	2- 15	2- 11	132
DIV. I NON-CONF.	1- 10	1- 8	13
Quadrant 1		Quadrant 2	Quadrant 3
OVERALL	0-5	0-1	1-2
HOME	0-0	0-0	0-1
AWAY	0-5	0-1	1-1
NEUTRAL	0-0	0-0	0-0
NON-CONFERENCE	0-5	0-1	1-1
HOME	0-0	0-0	0-1
AWAY	0-5	0-1	1-0
NEUTRAL	0-0	0-0	0-0
		Quadrant 4	TOTALS
		1-7	2- 15
		0-3	0- 4
		1-4	2- 11
		0-0	0- 0
		0-3	1- 10
		0-1	0- 2
		0-2	1- 8
		0-0	0- 0

Q1: (H:1-30)(N:1-50)(A:1-75) 0-5 overall, 0-5 non_conference			Q2: (H:31-75)(N:51-100)(A:76-135) 0-1 overall, 0-1 non_conference			Q3: (H:76-160)(N:101-200)(A:136-240) 1-2 overall, 1-1 non_conference			Q4: (H:161+)(N:201+)(A:241+) 1-7 overall, 0-3 non_conference		
NET S Opponent Score			NET S Opponent Score			NET S Opponent Score			NET S Opponent Score		
(H 1-15)(N 1-25)(A 1-40)			(H 31-55)(N 51-75)(A 76-100)			(H 76-160)(N 101-200)(A 136-240)			(H:161+)(N:201+)(A:241+)		
20 A Maryland 77 92 1118			-----			151 H Lehigh 78 85 1208			246 A Robert Morris 59 62 0105		
26 A NC State 55 105 1106			(H 56-75)(N 76-100)(A 101-135)			205 A American 56 55 1218			253 H N.C. A&T 60 74 1121		
40 A St. John's (NY) 71 85 1205			-----			232 A Fairleigh Dickinson 69 87 0121			268 A Wagner 70 56 0119		
(H 16-30)(N 26-50)(A 41-75)			125 A Marshall 75 98 1114			-----			279 A Saint Francis (PA) 69 80 0103		
-----			Upcoming Games			Upcoming Games			281 H Central Conn. St. 68 77 0112		
50 A Hofstra 61 79 1109						216 A Sacred Heart 0209			290 A Loyola Maryland 65 75 1201		
66 A Minnesota 53 71 1230						227 A St. Francis Brooklyn 0302			320 H Bryant 59 66 0110		
Upcoming Games									327 A Morgan St. 68 78 1125		

									Upcoming Games		
									216 H Sacred Heart 0131		
									227 H St. Francis Brooklyn 0126		
									232 H Fairleigh Dickinson 0228		
									246 H Robert Morris 0214		
									257 H LIU Brooklyn 0124		
									257 A LIU Brooklyn 0207		
									268 H Wagner 0216		
									279 H Saint Francis (PA) 0202		
									281 A Central Conn. St. 0221		
									320 A Bryant 0223		

Non-Div I Games: Wilson	74	59	St. Mary's (MD)	83	44
-------------------------	----	----	-----------------	----	----

Average NET Win: 302

WON-LOST RECORD

ROAD RECORD

STRENGTH OF SCHEDULE

Average NET Loss: 178

DIV. I ONLY	3- 12	0- 10	284
DIV. I NON-CONF.	3- 6	0- 6	315
Quadrant 1		Quadrant 2	Quadrant 3
OVERALL	0-1	0-4	0-3
HOME	0-0	0-1	0-1
AWAY	0-1	0-3	0-2
NEUTRAL	0-0	0-0	0-0
NON-CONFERENCE	0-1	0-3	0-1
HOME	0-0	0-0	0-0
AWAY	0-1	0-3	0-1
NEUTRAL	0-0	0-0	0-0
		Quadrant 4	TOTALS
		3-4	3- 12
		3-0	3- 2
		0-4	0- 10
		0-0	0- 0
		3-1	3- 6
		3-0	3- 0
		0-1	0- 6
		0-0	0- 0

Q1: (H:1-30)(N:1-50)(A:1-75) 0-1 overall, 0-1 non_conference					Q2: (H:31-75)(N:51-100)(A:76-135) 0-4 overall, 0-3 non_conference					Q3: (H:76-160)(N:101-200)(A:136-240) 0-3 overall, 0-1 non_conference					Q4: (H:161+)(N:201+)(A:241+) 3-4 overall, 3-1 non_conference								
NET	S	Opponent	Score		NET	S	Opponent	Score		NET	S	Opponent	Score		NET	S	Opponent	Score					
(H 1-15)(N 1-25)(A 1-40)					(H 31-55)(N 51-75)(A 76-100)					(H 76-160)(N 101-200)(A 136-240)					(H:161+)(N:201+)(A:241+)								
-----					-----					-----					-----								
(H 16-30)(N 26-50)(A 41-75)					(H 56-75)(N 76-100)(A 101-135)					Upcoming Games					Upcoming Games								
64	A	Fresno St.	53	93	1222	45	H	Murray St.	77	98	0110	135	H	Austin Peay	70	72	0112	250	H	Chattanooga	75	72	1218
-----					-----					-----					-----								
Upcoming Games					Upcoming Games					Upcoming Games					Upcoming Games								
45	A	Murray St.			0221	81	A	ETSU	62	80	1208	184	A	Mercer	60	77	1116	254	A	Morehead St.	77	85	0119
-----					-----					-----					-----								
Upcoming Games					Upcoming Games					Upcoming Games					Upcoming Games								
Upcoming Games					Upcoming Games					Upcoming Games					Upcoming Games								
Upcoming Games					Upcoming Games					Upcoming Games					Upcoming Games								
Upcoming Games					Upcoming Games					Upcoming Games					Upcoming Games								
Upcoming Games					Upcoming Games					Upcoming Games					Upcoming Games								
Upcoming Games					Upcoming Games					Upcoming Games					Upcoming Games								
Upcoming Games					Upcoming Games					Upcoming Games					Upcoming Games								
Upcoming Games					Upcoming Games					Upcoming Games					Upcoming Games								
Upcoming Games					Upcoming Games					Upcoming Games					Upcoming Games								
Upcoming Games					Upcoming Games					Upcoming Games					Upcoming Games								
Upcoming Games					Upcoming Games					Upcoming Games					Upcoming Games								
Upcoming Games					Upcoming Games					Upcoming Games					Upcoming Games								
Upcoming Games					Upcoming Games					Upcoming Games					Upcoming Games								
Upcoming Games					Upcoming Games					Upcoming Games					Upcoming Games								
Upcoming Games					Upcoming Games					Upcoming Games					Upcoming Games								
Upcoming Games					Upcoming Games					Upcoming Games					Upcoming Games								
Upcoming Games					Upcoming Games					Upcoming Games					Upcoming Games								
Upcoming Games					Upcoming Games					Upcoming Games					Upcoming Games								
Upcoming Games					Upcoming Games					Upcoming Games					Upcoming Games								
Upcoming Games					Upcoming Games					Upcoming Games					Upcoming Games								
Upcoming Games					Upcoming Games					Upcoming Games					Upcoming Games								
Upcoming Games					Upcoming Games					Upcoming Games					Upcoming Games								
Upcoming Games					Upcoming Games					Upcoming Games					Upcoming Games								
Upcoming Games					Upcoming Games					Upcoming Games					Upcoming Games								
Upcoming Games					Upcoming Games					Upcoming Games					Upcoming Games								
Upcoming Games					Upcoming Games					Upcoming Games					Upcoming Games								
Upcoming Games					Upcoming Games					Upcoming Games					Upcoming Games								
Upcoming Games					Upcoming Games					Upcoming Games					Upcoming Games								
Upcoming Games					Upcoming Games					Upcoming Games					Upcoming Games								
Upcoming Games					Upcoming Games					Upcoming Games					Upcoming Games								
Upcoming Games					Upcoming Games					Upcoming Games					Upcoming Games								
Upcoming Games					Upcoming Games					Upcoming Games					Upcoming Games								
Upcoming Games					Upcoming Games					Upcoming Games					Upcoming Games								
Upcoming Games					Upcoming Games					Upcoming Games					Upcoming Games								
Upcoming Games					Upcoming Games					Upcoming Games					Upcoming Games								
Upcoming Games					Upcoming Games					Upcoming Games					Upcoming Games								
Upcoming Games					Upcoming Games					Upcoming Games					Upcoming Games								
Upcoming Games					Upcoming Games					Upcoming Games					Upcoming Games								
Upcoming Games					Upcoming Games					Upcoming Games					Upcoming Games								
Upcoming Games					Upcoming Games					Upcoming Games					Upcoming Games								
Upcoming Games					Upcoming Games					Upcoming Games					Upcoming Games								
Upcoming Games					Upcoming Games					Upcoming Games					Upcoming Games								
Upcoming Games					Upcoming Games					Upcoming Games					Upcoming Games								
Upcoming Games					Upcoming Games					Upcoming Games					Upcoming Games								
Upcoming Games					Upcoming Games					Upcoming Games					Upcoming Games								
Upcoming Games					Upcoming Games					Upcoming Games					Upcoming Games								
Upcoming Games					Upcoming Games					Upcoming Games					Upcoming Games								
Upcoming Games					Upcoming Games					Upcoming Games					Upcoming Games								
Upcoming Games					Upcoming Games					Upcoming Games					Upcoming Games								
Upcoming Games					Upcoming Games					Upcoming Games					Upcoming Games								
Upcoming Games					Upcoming Games					Upcoming Games					Upcoming Games								
Upcoming Games					Upcoming Games					Upcoming Games					Upcoming Games								
Upcoming Games					Upcoming Games					Upcoming Games					Upcoming Games								
Upcoming Games					Upcoming Games					Upcoming Games					Upcoming Games								
Upcoming Games					Upcoming Games					Upcoming Games					Upcoming Games								
Upcoming Games					Upcoming Games					Upcoming Games					Upcoming Games								
Upcoming Games					Upcoming Games					Upcoming Games					Upcoming Games								
Upcoming Games					Upcoming Games					Upcoming Games					Upcoming Games								
Upcoming Games					Upcoming Games					Upcoming Games					Upcoming Games								
Upcoming Games					Upcoming Games					Upcoming Games					Upcoming Games								
Upcoming Games					Upcoming Games					Upcoming Games					Upcoming Games								
Upcoming Games					Upcoming Games					Upcoming Games					Upcoming Games								
Upcoming Games					Upcoming Games					Upcoming Games					Upcoming Games								
Upcoming Games					Upcoming Games					Upcoming Games					Upcoming Games								
Upcoming Games					Upcoming Games					Upcoming Games					Upcoming Games								
Upcoming Games					Upcoming Games					Upcoming Games					Upcoming Games								
Upcoming Games					Upcoming Games					Upcoming Games					Upcoming Games								
Upcoming Games					Upcoming Games					Upcoming Games					Upcoming Games								
Upcoming Games					Upcoming Games					Upcoming Games													

Non-Div I Games: Brescia 108 79

Cumberland (TN) 91 58

Average NET Win: 290

WON-LOST
RECORD

ROAD
RECORD

STRENGTH
OF SCHEDULE

Average NET Loss: 213

DIV. I ONLY	4- 15	1- 9	301
DIV. I NON-CONF.	2- 10	0- 6	264
Quadrant 1		Quadrant 2	Quadrant 3
OVERALL	0-0	0-3	1-3
HOME	0-0	0-1	0-1
AWAY	0-0	0-2	0-2
NEUTRAL	0-0	0-0	1-0
NON-CONFERENCE	0-0	0-3	1-2
HOME	0-0	0-1	0-1
AWAY	0-0	0-2	0-1
NEUTRAL	0-0	0-0	1-0
		Quadrant 4	TOTALS
		3-9	4- 15
		1-4	1- 6
		1-5	1- 9
		1-0	2- 0
		1-5	2- 10
		0-2	0- 4
		0-3	0- 6
		1-0	2- 0

Q1: (H:1-30)(N:1-50)(A:1-75) 0-0 overall, 0-0 non_conference			Q2: (H:31-75)(N:51-100)(A:76-135) 0-3 overall, 0-3 non_conference			Q3: (H:76-160)(N:101-200)(A:136-240) 1-3 overall, 1-2 non_conference			Q4: (H:161+)(N:201+)(A:241+) 3-9 overall, 1-5 non_conference		
NET S Opponent Score			NET S Opponent Score			NET S Opponent Score			NET S Opponent Score		
(H 1-15)(N 1-25)(A 1-40)			(H 31-55)(N 51-75)(A 76-100)			(H 76-160)(N 101-200)(A 136-240)			(H:161+)(N:201+)(A:241+)		
-----			50 H Hofstra 50 80 1210			132 H Stony Brook 62 69 1205			218 H Fordham 56 57 1201		
(H 16-30)(N 26-50)(A 41-75)			88 A UConn 46 61 1215			153 A Rider 47 60 0119			259 H Quinnipiac 59 63 0103		
-----			(H 56-75)(N 76-100)(A 101-135)			186 N Coastal Caro. 55 53 1116			262 A George Washington 43 70 1124		
Upcoming Games			Upcoming Games			227 A St. Francis Brooklyn 56 72 1223			273 A UMBC 52 75 1112		
			109 A Northern Ky. 53 59 1117			Upcoming Games			276 A Marist 63 78 0108		
						153 H Rider 0205			276 H Marist 46 62 0121		
									277 A Monmouth 49 65 0112		
									286 A Albany (NY) 67 77 1220		
									299 H Niagara 90 80 0105		
									309 H Elon 56 62 1106		
									323 A Saint Peter's 58 56 0117		
									353 N UNC Asheville 54 38 1118		
									Upcoming Games		
									221 H Iona 0222		
									255 A Canisius 0217		
									259 A Quinnipiac 0303		
									267 A Siena 0126		
									267 H Siena 0208		
									272 H Fairfield 0131		
									272 A Fairfield 0224		
									277 H Monmouth 0301		
									299 A Niagara 0215		
									323 H Saint Peter's 0202		

Non-Div I Games:

Average NET Win: 272

WON-LOST
RECORD

ROAD
RECORD

STRENGTH
OF SCHEDULE

Average NET Loss: 180

DIV. I ONLY	3- 14	1- 9	193
DIV. I NON-CONF.	2- 11	1- 6	238
Quadrant 1		Quadrant 2	Quadrant 3
OVERALL	0-3	0-2	0-2
HOME	0-0	0-0	0-1
AWAY	0-3	0-2	0-1
NEUTRAL	0-0	0-0	0-0
NON-CONFERENCE	0-2	0-1	0-2
HOME	0-0	0-0	0-1
AWAY	0-2	0-1	0-1
NEUTRAL	0-0	0-0	0-0
		Quadrant 4	TOTALS
		3-7	3- 14
		2-4	2- 5
		1-3	1- 9
		0-0	0- 0
		2-6	2- 11
		1-4	1- 5
		1-2	1- 6
		0-0	0- 0

Q1: (H:1-30)(N:1-50)(A:1-75) 0-3 overall, 0-2 non_conference				Q2: (H:31-75)(N:51-100)(A:76-135) 0-2 overall, 0-1 non_conference				Q3: (H:76-160)(N:101-200)(A:136-240) 0-2 overall, 0-2 non_conference				Q4: (H:161+)(N:201+)(A:241+) 3-7 overall, 2-6 non_conference			
NET S Opponent Score				NET S Opponent Score				NET S Opponent Score				NET S Opponent Score			
(H 1-15)(N 1-25)(A 1-40)				(H 31-55)(N 51-75)(A 76-100)				(H 76-160)(N 101-200)(A 136-240)				(H:161+)(N:201+)(A:241+)			
6 A Michigan 52 74 1230				78 A Notre Dame 56 69 1218				147 A Colgate 68 76 1119				216 H Sacred Heart 78 73 1124			
(H 16-30)(N 26-50)(A 41-75)				(H 56-75)(N 76-100)(A 101-135)				160 H NJIT 57 74 1109				234 H Cornell 75 86 1106			
57 A Northwestern 54 82 1116				132 A Stony Brook 46 59 0109				Upcoming Games				243 H Columbia 63 65 0102			
69 A Vermont 50 78 0119				Upcoming Games				132 H Stony Brook 0206				249 A Army West Point 56 67 1128			
Upcoming Games				69 H Vermont 0223				207 A Hartford 0130				257 A LIU Brooklyn 68 67 1221			
								217 A UMass Lowell 0221				260 H Youngstown St. 48 58 1215			
												273 A UMBC 49 68 0116			
												290 H Loyola Maryland 65 83 1208			
												327 A Morgan St. 68 74 1205			
												343 H New Hampshire 69 58 0105			
												Upcoming Games			
												207 H Hartford 0227			
												217 H UMass Lowell 0123			
												273 H UMBC 0213			
												286 A Albany (NY) 0202			
												286 H Albany (NY) 0305			
												328 H Maine 0126			
												328 A Maine 0302			
												343 A New Hampshire 0209			

Non-Div I Games: Hartwick 89 70

Misericordia 107 64

Average NET Win: 321 WON-LOST ROAD STRENGTH
Average NET Loss: 154 RECORD RECORD OF SCHEDULE

DIV. I ONLY	4- 11	1- 8	292
DIV. I NON-CONF.	2- 8	0- 7	269
Quadrant 1		Quadrant 2	Quadrant 3
OVERALL	0-2	0-3	0-3
HOME	0-0	0-0	0-1
AWAY	0-2	0-3	0-2
NEUTRAL	0-0	0-0	0-0
NON-CONFERENCE	0-2	0-3	0-2
HOME	0-0	0-0	0-1
AWAY	0-2	0-3	0-1
NEUTRAL	0-0	0-0	0-0
		Quadrant 4	TOTALS
		4-3	4- 11
		2-2	2- 3
		1-1	1- 8
		1-0	1- 0
		2-1	2- 8
		1-0	1- 1
		0-1	0- 7
		1-0	1- 0

Q1: (H:1-30)(N:1-50)(A:1-75) 0-2 overall, 0-2 non_conference				Q2: (H:31-75)(N:51-100)(A:76-135) 0-3 overall, 0-3 non_conference				Q3: (H:76-160)(N:101-200)(A:136-240) 0-3 overall, 0-2 non_conference				Q4: (H:161+)(N:201+)(A:241+) 4-3 overall, 2-1 non_conference			
NET S Opponent Score				NET S Opponent Score				NET S Opponent Score				NET S Opponent Score			
(H 1-15)(N 1-25)(A 1-40)				(H 31-55)(N 51-75)(A 76-100)				(H 76-160)(N 101-200)(A 136-240)				(H:161+)(N:201+)(A:241+)			
7 A Houston 55 82 1119				-----				137 H La.-Monroe 52 80 1127				239 H A&M-Corpus Christi 61 62 0109			
11 A Texas Tech 44 79 1212				(H 56-75)(N 76-100)(A 101-135)				165 A Abilene Christian 69 78 0119				264 A UTEP 47 77 1201			
(H 16-30)(N 26-50)(A 41-75)				-----				219 A Rice 74 *** 1117				280 A SFA 61 59 0112			
-----				107 A BYU 57 82 1113				Upcoming Games				307 H Nicholls St. 72 78 0102			
Upcoming Games				114 A Texas A&M 59 80 1203				-----				312 H McNeese 66 61 0105			
				126 A SMU 58 69 1108				Upcoming Games				341 N Southern U. 69 66 1215			
				-----				Upcoming Games				349 H Alabama A&M 70 66 1123			
				Upcoming Games				Upcoming Games				195 H Sam Houston St. 0123			
								Upcoming Games				251 A Lamar University 0213			
								Upcoming Games				252 A Central Ark. 0202			
								Upcoming Games				252 H Central Ark. 0309			
								Upcoming Games				266 A Houston Baptist 0220			
								Upcoming Games				275 A New Orleans 0130			
								Upcoming Games				275 H New Orleans 0206			
								Upcoming Games				280 H SFA 0216			
								Upcoming Games				307 A Nicholls St. 0306			
								Upcoming Games				312 A McNeese 0209			
								Upcoming Games				316 H Southeastern La. 0126			
								Upcoming Games				316 A Southeastern La. 0302			
								Upcoming Games				340 H Incarnate Word 0227			

Non-Div I Games: Centenary (I A)	102	62	Champion Chris	86	65	Louisiana Col	84	64
----------------------------------	-----	----	----------------	----	----	---------------	----	----

Average NET Win: 337

WON-LOST
RECORD

ROAD
RECORD

STRENGTH
OF SCHEDULE

Average NET Loss: 187

DIV. I ONLY	2- 17	2- 13	268
DIV. I NON-CONF.	0- 14	0- 13	189
Quadrant 1		Quadrant 2	Quadrant 3
OVERALL	0-4	0-2	0-3
HOME	0-0	0-0	0-0
AWAY	0-4	0-2	0-3
NEUTRAL	0-0	0-0	0-0
NON-CONFERENCE	0-4	0-2	0-3
HOME	0-0	0-0	0-0
AWAY	0-4	0-2	0-3
NEUTRAL	0-0	0-0	0-0
		Quadrant 4	TOTALS
		2-8	2- 17
		0-4	0- 4
		2-4	2- 13
		0-0	0- 0
		0-5	0- 14
		0-1	0- 1
		0-4	0- 13
		0-0	0- 0

Q1: (H:1-30)(N:1-50)(A:1-75) 0-4 overall, 0-4 non_conference						Q2: (H:31-75)(N:51-100)(A:76-135) 0-2 overall, 0-2 non_conference						Q3: (H:76-160)(N:101-200)(A:136-240) 0-3 overall, 0-3 non_conference						Q4: (H:161+)(N:201+)(A:241+) 2-8 overall, 0-5 non_conference					
NET	S	Opponent	Score			NET	S	Opponent	Score			NET	S	Opponent	Score			NET	S	Opponent	Score		
(H 1-15)(N 1-25)(A 1-40)						(H 31-55)(N 51-75)(A 76-100)						(H 76-160)(N 101-200)(A 136-240)						(H:161+)(N:201+)(A:241+)					
12	A	Virginia Tech	44	81	1209	99	A	Tulsa	52	74	1110	161	A	Samford	60	77	1125	202	H	Presbyterian	70	72	0102
32	A	Cincinnati	56	77	1222							171	A	Miami (OH)	55	79	1220	253	H	N.C. A&T	77	80	0105
38	A	Ohio St.	61	89	1118							238	A	Purdue Fort Wayne	68	72	1120	258	H	Norfolk St.	69	74	0121
-----						(H 56-75)(N 76-100)(A 101-135)						-----						-----					
(H 16-30)(N 26-50)(A 41-75)												Upcoming Games											
53	A	Liberty	55	79	1211	115	A	Col. of Charleston	70	83	1128							293	A	Charleston So.	72	89	1113
-----						Upcoming Games												294	A	Jacksonville	69	71	1201
Upcoming Games																		296	A	Cleveland St.	69	84	1116
																		326	H	Howard	67	71	0119
																		327	A	Morgan St.	72	68	0112
																		331	A	USC Upstate	84	88	1215
																		346	A	Coppin St.	70	68	0114

																		Upcoming Games					
																		253	A	N.C. A&T			0223
																		314	H	Bethune-Cookman			0216
																		314	A	Bethune-Cookman			0302
																		322	A	N.C. Central			0225
																		325	H	Florida A&M			0218
																		327	H	Morgan St.			0209
																		342	A	Savannah St.			0126
																		342	H	Savannah St.			0307
																		346	H	Coppin St.			0211
																		350	A	Delaware St.			0204
																		352	A	UMES			0202

Non-Div I Games: Voorhees	90	69	Brevard	99	51
---------------------------	----	----	---------	----	----

Average NET Win:	279	WON-LOST	ROAD	STRENGTH
Average NET Loss:	167	RECORD	RECORD	OF SCHEDULE

DIV. I ONLY		4- 13	1- 9	219	
DIV. I NON-CONF.		2- 9	0- 7	165	
<hr/>					
	Quadrant 1	Quadrant 2	Quadrant 3	Quadrant 4	TOTALS
OVERALL	0-4	0-2	1-1	3-6	4- 13
HOME	0-0	0-0	1-1	2-3	3- 4
AWAY	0-4	0-2	0-0	1-3	1- 9
NEUTRAL	0-0	0-0	0-0	0-0	0- 0
NON-CONFERENCE	0-4	0-0	1-1	1-4	2- 9
HOME	0-0	0-0	1-1	1-1	2- 2
AWAY	0-4	0-0	0-0	0-3	0- 7
NEUTRAL	0-0	0-0	0-0	0-0	0- 0

[illegible]

Non-Div I Games:	Warren Wilson	118	60	Hiwassee	97	60
------------------	---------------	-----	----	----------	----	----

Average NET Win: 276 WON-LOST ROAD STRENGTH
Average NET Loss: 182 RECORD RECORD OF SCHEDULE

DIV. I ONLY	2- 12	0- 6	234
DIV. I NON-CONF.	1- 8	0- 5	118
Quadrant 1		Quadrant 2	Quadrant 3
OVERALL	0-2	0-1	0-4
HOME	0-0	0-0	0-0
AWAY	0-2	0-1	0-2
NEUTRAL	0-0	0-0	0-2
NON-CONFERENCE	0-2	0-1	0-3
HOME	0-0	0-0	0-0
AWAY	0-2	0-1	0-1
NEUTRAL	0-0	0-0	0-2
		Quadrant 4	TOTALS
		2-5	2- 12
		1-4	1- 4
		0-1	0- 6
		1-0	1- 2
		1-2	1- 8
		0-1	0- 1
		0-1	0- 5
		1-0	1- 2

Q1: (H:1-30)(N:1-50)(A:1-75) 0-2 overall, 0-2 non_conference			Q2: (H:31-75)(N:51-100)(A:76-135) 0-1 overall, 0-1 non_conference			Q3: (H:76-160)(N:101-200)(A:136-240) 0-4 overall, 0-3 non_conference			Q4: (H:161+)(N:201+)(A:241+) 2-5 overall, 1-2 non_conference		
NET S Opponent Score			NET S Opponent Score			NET S Opponent Score			NET S Opponent Score		
(H 1-15)(N 1-25)(A 1-40)			(H 31-55)(N 51-75)(A 76-100)			(H 76-160)(N 101-200)(A 136-240)			(H:161+)(N:201+)(A:241+)		
11 A Texas Tech 37 87 1106			96 A DePaul 71 81 1219			118 N Montana 66 93 1116			189 H Northern Colo. 64 90 1121		
13 A LSU 50 91 1209						178 N Fla. Atlantic 68 71 1118			244 N North Dakota St. 80 78 1117		
						195 A Sam Houston St. 52 66 0112			252 H Central Ark. 60 77 0116		
						210 A UIC 57 63 1217			280 H SFA 71 74 0119		
									307 H Nicholls St. 65 58 0105		
						Upcoming Games			312 H McNeese 77 88 0102		
						165 A Abilene Christian 0309			324 A SIUE 68 80 1125		
						239 A A&M-Corpus Christi 0209					
									Upcoming Games		
									165 H Abilene Christian 0216		
									239 H A&M-Corpus Christi 0302		
									251 A Lamar University 0123		
									251 H Lamar University 0220		
									266 H Houston Baptist 0130		
									266 A Houston Baptist 0306		
									275 H New Orleans 0126		
									275 A New Orleans 0202		
									280 A SFA 0223		
									316 A Southeastern La. 0213		
									337 A Northwestern St. 0227		

I n c a r n a t e W o r d

I n c a r n a t e W o r d

Non-Div I Games:	Texas Lutheran	70 59	Trinity (TX)	82 57	Texas-Tyler	66 54	St Francis (IL)	63 49
------------------	----------------	-------	--------------	-------	-------------	-------	-----------------	-------

Average NET Win: 340

WON-LOST RECORD

ROAD RECORD

STRENGTH OF SCHEDULE

Average NET Loss: 175

DIV. I ONLY		2- 16	0- 10	258
DIV. I NON-CONF.		0- 12	0- 8	93
Quadrant 1		Quadrant 2	Quadrant 3	Quadrant 4
OVERALL	0-5	0-1	0-2	2-8
HOME	0-0	0-0	0-0	2- 3
AWAY	0-5	0-1	0-2	0- 10
NEUTRAL	0-0	0-0	0-0	0- 3
NON-CONFERENCE	0-5	0-1	0-2	0- 12
HOME	0-0	0-0	0-0	0- 1
AWAY	0-5	0-1	0-2	0- 8
NEUTRAL	0-0	0-0	0-0	0- 3

Q1: (H:1-30)(N:1-50)(A:1-75) 0-5 overall, 0-5 non_conference			Q2: (H:31-75)(N:51-100)(A:76-135) 0-1 overall, 0-1 non_conference			Q3: (H:76-160)(N:101-200)(A:136-240) 0-2 overall, 0-2 non_conference			Q4: (H:161+)(N:201+)(A:241+) 2-8 overall, 0-4 non_conference		
NET S Opponent Score			NET S Opponent Score			NET S Opponent Score			NET S Opponent Score		
(H 1-15)(N 1-25)(A 1-40)			(H 31-55)(N 51-75)(A 76-100)			(H 76-160)(N 101-200)(A 136-240)			(H:161+)(N:201+)(A:241+)		
14 A Louisville 54 104 1113						138 A George Mason 65 69 1117			213 H Texas Southern 67 77 0107		
17 A Iowa St. 65 101 1209						179 A Louisiana 78 88 1201			214 H California Baptist 76 79 1219		
19 A Marquette 41 84 1228									242 H Prairie View 73 82 0105		
									245 N Western Mich. 70 85 1123		
(H 16-30)(N 26-50)(A 41-75)			(H 56-75)(N 76-100)(A 101-135)			Upcoming Games			302 A Grambling 63 69 0112		
						213 A Texas Southern 0309			322 N N.C. Central 71 83 1124		
49 A Baylor 53 80 1110			122 A South Dakota St. 92 101 1207						329 H Ark.-Pine Bluff 69 67 0119		
51 A Alabama 62 82 1106			Upcoming Games						330 A Jackson St. 58 64 0114		
Upcoming Games									337 N Northwestern St. 66 69 1215		
									351 H Mississippi Val. 80 56 0121		
									Upcoming Games		
									242 A Prairie View 0307		
									302 H Grambling 0209		
									317 A Alabama St. 0128		
									317 H Alabama St. 0225		
									329 A Ark.-Pine Bluff 0216		
									330 H Jackson St. 0211		
									345 A Alcorn 0202		
									345 H Alcorn 0302		
									349 A Alabama A&M 0126		
									349 H Alabama A&M 0223		
									351 A Mississippi Val. 0218		

Non-Div I Games: Wilev 74 65

Average NET Win: 337

WON-LOST
RECORD

ROAD
RECORD

STRENGTH
OF SCHEDULE

Average NET Loss: 160

DIV. I ONLY	3- 14	1- 12	266		
DIV. I NON-CONF.	2- 11	0- 10	158		
	Quadrant 1	Quadrant 2	Quadrant 3	Quadrant 4	TOTALS
OVERALL	0-3	0-4	0-3	3-4	3- 14
HOME	0-0	0-0	0-1	1-1	1- 2
AWAY	0-3	0-4	0-2	1-3	1- 12
NEUTRAL	0-0	0-0	0-0	1-0	1- 0
NON-CONFERENCE	0-3	0-4	0-3	2-1	2- 11
HOME	0-0	0-0	0-1	1-0	1- 1
AWAY	0-3	0-4	0-2	0-1	0- 10
NEUTRAL	0-0	0-0	0-0	1-0	1- 0

Q1: (H:1-30)(N:1-50)(A:1-75) 0-3 overall, 0-3 non_conference				Q2: (H:31-75)(N:51-100)(A:76-135) 0-4 overall, 0-4 non_conference				Q3: (H:76-160)(N:101-200)(A:136-240) 0-3 overall, 0-3 non_conference				Q4: (H:161+)(N:201+)(A:241+) 3-4 overall, 2-1 non_conference			
NET	S	Opponent	Score	NET	S	Opponent	Score	NET	S	Opponent	Score	NET	S	Opponent	Score
		(H 1-15)(N 1-25)(A 1-40)				(H 31-55)(N 51-75)(A 76-100)									
18	A	Wisconsin	60 101 1213	89	A	Vanderbilt	85 120 1127	140	A	Kent St.	84 *** 1120	258	H	Norfolk St.	76 82 0119
25	A	Iowa	64 110 1222					157	H	Gardner-Webb	77 97 1116	325	A	Florida A&M	64 69 0112
						(H 56-75)(N 76-100)(A 101-135)		157	A	Gardner-Webb	60 97 1201	327	A	Morgan St.	88 87 0107
		(H 16-30)(N 26-50)(A 41-75)								Upcoming Games		339	H	Tennessee Tech	97 83 1113
53	A	Liberty	56 82 1125	102	A	Georgia	76 110 1109					339	A	Tennessee Tech	80 91 1220
				114	A	Texas A&M	83 98 1107					345	N	Alcorn	80 75 1124
		Upcoming Games		122	A	South Dakota St.	72 139 1211					346	A	Coppin St.	67 73 0105
														Upcoming Games	
						Upcoming Games						253	A	N.C. A&T	0225
												314	H	Bethune-Cookman	0218
												322	H	N.C. Central	0128
												322	A	N.C. Central	0223
												325	H	Florida A&M	0216
												326	H	Howard	0302
												327	H	Morgan St.	0211
												338	H	South Carolina St.	0126
												338	A	South Carolina St.	0307
												346	H	Coppin St.	0209
												350	A	Delaware St.	0202
												352	A	UMES	0204

Non-Div I Games: Middle Ga St 105 95

Average NET Win: 217

WON-LOST RECORD

ROAD RECORD

STRENGTH OF SCHEDULE

Average NET Loss: 210

DIV. I ONLY		1- 14	0- 9	240
DIV. I NON-CONF.		0- 11	0- 7	314
Quadrant 1		Quadrant 2	Quadrant 3	Quadrant 4
OVERALL	0-1	0-3	0-3	1-7
HOME	0-0	0-1	0-0	1-4
AWAY	0-1	0-2	0-3	0-3
NEUTRAL	0-0	0-0	0-0	0-0
NON-CONFERENCE	0-1	0-1	0-3	0-6
HOME	0-0	0-0	0-0	0-4
AWAY	0-1	0-1	0-3	0-2
NEUTRAL	0-0	0-0	0-0	0-0

Q1: (H:1-30)(N:1-50)(A:1-75) 0-1 overall, 0-1 non_conference		Q2: (H:31-75)(N:51-100)(A:76-135) 0-3 overall, 0-1 non_conference		Q3: (H:76-160)(N:101-200)(A:136-240) 0-3 overall, 0-3 non_conference		Q4: (H:161+)(N:201+)(A:241+) 1-7 overall, 0-6 non_conference	
NET S Opponent Score (H 1-15)(N 1-25)(A 1-40)		NET S Opponent Score (H 31-55)(N 51-75)(A 76-100)		NET S Opponent Score (H 76-160)(N 101-200)(A 136-240)		NET S Opponent Score (H 161+)(N 201+)(A 241+)	
----- (H 16-30)(N 26-50)(A 41-75)		----- (H 56-75)(N 76-100)(A 101-135)		----- Upcoming Games		----- Upcoming Games	
56 A Seton Hall 57 77 1204		88 A UConn 66 91 1125		193 A Dartmouth 68 76 1230		217 H UMass Lowell 68 64 0109	
-----		-----		203 A Massachusetts 75 *** 1109		236 H Boston U. 53 82 1128	
Upcoming Games		69 H Vermont 59 73 0116		205 A American 44 68 1116		259 H Quinnipiac 63 69 1120	
69 A Vermont 0213		132 A Stony Brook 44 62 0112		-----		272 H Fairfield 57 63 1222	
		-----		Upcoming Games		276 H Marist 49 58 1219	
		Upcoming Games		132 H Stony Brook 0216		299 A Niagara 67 71 1209	
				207 A Hartford 0123		320 A Bryant 65 75 1201	
				217 A UMass Lowell 0206		336 A Binghamton 58 69 0105	

						Upcoming Games	
						207 H Hartford 0221	
						273 H UMBC 0126	
						273 A UMBC 0302	
						286 H Albany (NY) 0130	
						286 A Albany (NY) 0227	
						328 A Maine 0203	
						328 H Maine 0305	
						336 H Binghamton 0209	

Non-Div I Games: Rivier	108 54	CMSV	100 61
-------------------------	--------	------	--------

Average NET Win: 339 WON-LOST ROAD STRENGTH
Average NET Loss: 133 RECORD RECORD OF SCHEDULE

DIV. I ONLY	1- 17	0- 8	64
DIV. I NON-CONF.	1- 12	0- 6	63
Quadrant 1		Quadrant 2	Quadrant 3
OVERALL	0-3	0-6	0-4
HOME	0-0	0-2	0-1
AWAY	0-3	0-2	0-3
NEUTRAL	0-0	0-2	0-0
NON-CONFERENCE	0-2	0-5	0-3
HOME	0-0	0-1	0-1
AWAY	0-2	0-2	0-2
NEUTRAL	0-0	0-2	0-0
		Quadrant 4	TOTALS
		1-4	1- 17
		1-3	1- 6
		0-0	0- 8
		0-1	0- 3
		1-2	1- 12
		1-1	1- 3
		0-0	0- 6
		0-1	0- 3

Q1: (H:1-30)(N:1-50)(A:1-75) 0-3 overall, 0-2 non_conference				Q2: (H:31-75)(N:51-100)(A:76-135) 0-6 overall, 0-5 non_conference				Q3: (H:76-160)(N:101-200)(A:136-240) 0-4 overall, 0-3 non_conference				Q4: (H:161+)(N:201+)(A:241+) 1-4 overall, 1-2 non_conference			
NET S Opponent Score				NET S Opponent Score				NET S Opponent Score				NET S Opponent Score			
(H 1-15)(N 1-25)(A 1-40)				(H 31-55)(N 51-75)(A 76-100)				(H 76-160)(N 101-200)(A 136-240)				(H:161+)(N:201+)(A:241+)			
33 A Kansas St. 41 56 1109				50 H Hofstra 52 78 1201				87 H Belmont 53 91 1124				223 N Eastern Ky. 81 100 1119			
-----				53 H Liberty 41 62 0116				157 A Gardner-Webb 77 81 1213				256 H FGCU 59 72 0119			
(H 16-30)(N 26-50)(A 41-75)				90 A Georgia Tech 57 87 1228				160 A NJIT 52 72 0105				294 H Jacksonville 70 90 0109			
46 A Lipscomb 57 86 0121				-----				161 A Samford 60 74 1112				309 H Elon 67 76 1218			
74 A Yale 65 92 0102				(H 56-75)(N 76-100)(A 101-135)				Upcoming Games				339 H Tennessee Tech 73 68 1215			
-----				79 N Missouri 52 55 1116				160 H NJIT 0209				-----			
Upcoming Games				86 N Old Dominion 47 65 1117				188 A North Florida 0213				Upcoming Games			
53 A Liberty 0226				102 A Georgia 51 84 1127								188 H North Florida 0130			
-----				-----								256 A FGCU 0223			
				Upcoming Games								294 A Jacksonville 0206			
				46 H Lipscomb 0216								305 A North Ala. 0124			
												305 H North Ala. 0220			
												348 A Stetson 0202			
												348 H Stetson 0301			

Non-Div I Games: Onlethorne 68 57

Average NET Win: 340 WON-LOST RECORD ROAD RECORD STRENGTH OF SCHEDULE
Average NET Loss: 174

DIV. I ONLY	2- 12	0- 9	257
DIV. I NON-CONF.	0- 8	0- 7	27
<hr/>			
	Quadrant 1	Quadrant 2	Quadrant 3
OVERALL	0-2	0-3	0-2
HOME	0-0	0-0	0-0
AWAY	0-2	0-3	0-2
NEUTRAL	0-0	0-0	0-0
NON-CONFERENCE	0-2	0-3	0-2
HOME	0-0	0-0	0-0
AWAY	0-2	0-3	0-2
NEUTRAL	0-0	0-0	0-0
			Quadrant 4
			2-5
			2-2
			0-2
			0-1
			0-1
			0-1
			0-0
			0-0
			0-1
			0-1
			TOTALS
			2- 12
			2- 2
			0- 9
			0- 1
			0- 8
			0- 0
			0- 7
			0- 1

Q1: (H:1-30)(N:1-50)(A:1-75) 0-2 overall, 0-2 non_conference				Q2: (H:31-75)(N:51-100)(A:76-135) 0-3 overall, 0-3 non_conference				Q3: (H:76-160)(N:101-200)(A:136-240) 0-2 overall, 0-2 non_conference				Q4: (H:161+)(N:201+)(A:241+) 2-5 overall, 0-1 non_conference			
NET S Opponent Score				NET S Opponent Score				NET S Opponent Score				NET S Opponent Score			
(H 1-15)(N 1-25)(A 1-40)				(H 31-55)(N 51-75)(A 76-100)				(H 76-160)(N 101-200)(A 136-240)				(H:161+)(N:201+)(A:241+)			
27 A Mississippi St. 65 88 1126				89 A Vanderbilt 54 79 1116				140 A Kent St. 48 79 1118				213 H Texas Southern 70 87 0105			
-----				99 A Tulsa 56 73 1106				146 A UAB 49 76 1218				242 H Prairie View 54 57 0107			
(H 16-30)(N 26-50)(A 41-75)				-----				Upcoming Games				302 A Grambling 42 77 0114			
53 A Liberty 54 76 1123				(H 56-75)(N 76-100)(A 101-135)				213 A Texas Southern 0307				329 H Ark.-Pine Bluff 74 69 0121			
-----				108 A South Fla. 44 83 1221								330 A Jackson St. 52 59 0112			
Upcoming Games				-----								342 N Savannah St. 75 80 1124			
				Upcoming Games								351 H Mississippi Val. 63 57 0119			

												Upcoming Games			
												242 A Prairie View 0309			
												302 H Grambling 0211			
												317 A Alabama St. 0126			
												317 H Alabama St. 0223			
												329 A Ark.-Pine Bluff 0218			
												330 H Jackson St. 0209			
												341 H Southern U. 0202			
												341 A Southern U. 0302			
												349 A Alabama A&M 0128			
												349 H Alabama A&M 0225			
												351 A Mississippi Val. 0216			

Non-Div I Games: Fisk	75	45	Champion Chris	109	45	Blue Mountain (MS	79	55	Rust	103	66
-----------------------	----	----	----------------	-----	----	-------------------	----	----	------	-----	----

Average NET Win:338

Average NET Loss:168

WON-LOST
RECORD

ROAD
RECORD

STRENGTH
OF SCHEDULE

DIV. I ONLY		3- 18	2- 13	230
DIV. I NON-CONF.		0- 15	0- 12	97
Quadrant 1		Quadrant 2	Quadrant 3	Quadrant 4
OVERALL	0-5	0-2	0-4	3- 7
HOME	0-0	0-0	0-0	1- 4
AWAY	0-5	0-2	0-4	2- 2
NEUTRAL	0-0	0-0	0-0	0- 1
NON-CONFERENCE	0-5	0-2	0-4	0- 4
HOME	0-0	0-0	0-0	0- 2
AWAY	0-5	0-2	0-4	0- 1
NEUTRAL	0-0	0-0	0-0	0- 1

Q1: (H:1-30)(N:1-50)(A:1-75) 0-5 overall, 0-5 non_conference				Q2: (H:31-75)(N:51-100)(A:76-135) 0-2 overall, 0-2 non_conference				Q3: (H:76-160)(N:101-200)(A:136-240) 0-4 overall, 0-4 non_conference				Q4: (H:161+)(N:201+)(A:241+) 3-7 overall, 0-4 non_conference			
NET	S	Opponent	Score	NET	S	Opponent	Score	NET	S	Opponent	Score	NET	S	Opponent	Score
(H 1-15)(N 1-25)(A 1-40)				(H 31-55)(N 51-75)(A 76-100)				(H 76-160)(N 101-200)(A 136-240)				(H:161+)(N:201+)(A:241+)			
1	A	Virginia	40 97 1116	78	A	Notre Dame	56 63 1229	137	A	La.-Monroe	63 80 1221	253	A	N.C. A&T	71 80 0121
7	A	Houston	44 75 1223	82	A	Dayton	46 76 1110	153	A	Rider	67 87 1119	258	H	Norfolk St.	66 80 0112
18	A	Wisconsin	63 85 1106	(H 56-75)(N 76-100)(A 101-135)				201	A	Richmond	47 82 1205	273	H	UMBC	60 71 1203
29	A	Wofford	65 99 1121	Upcoming Games				233	A	James Madison	71 81 1129	293	N	Charleston So.	67 93 1123
(H 16-30)(N 26-50)(A 41-75)				Upcoming Games				Upcoming Games				295	A	Navy	58 77 1114
58	A	UNC Greensboro	54 77 1212	Upcoming Games				Upcoming Games				313	H	Tennessee St.	55 64 1209
Upcoming Games				Upcoming Games				Upcoming Games				322	A	N.C. Central	64 60 0119
Upcoming Games				Upcoming Games				Upcoming Games				338	H	South Carolina St.	68 70 0114
Upcoming Games				Upcoming Games				Upcoming Games				342	H	Savannah St.	73 67 0105
Upcoming Games				Upcoming Games				Upcoming Games				350	A	Delaware St.	64 60 0107
Upcoming Games				Upcoming Games				Upcoming Games				Upcoming Games			
Upcoming Games				Upcoming Games				Upcoming Games				258	A	Norfolk St.	0302
Upcoming Games				Upcoming Games				Upcoming Games				314	H	Bethune-Cookman	0128
Upcoming Games				Upcoming Games				Upcoming Games				325	H	Florida A&M	0126
Upcoming Games				Upcoming Games				Upcoming Games				326	H	Howard	0223
Upcoming Games				Upcoming Games				Upcoming Games				327	H	Morgan St.	0202
Upcoming Games				Upcoming Games				Upcoming Games				327	A	Morgan St.	0307
Upcoming Games				Upcoming Games				Upcoming Games				338	A	South Carolina St.	0211
Upcoming Games				Upcoming Games				Upcoming Games				342	A	Savannah St.	0209
Upcoming Games				Upcoming Games				Upcoming Games				350	H	Delaware St.	0225
Upcoming Games				Upcoming Games				Upcoming Games				352	A	UMES	0216

Non-Div I Games:

Average NET Win: 288 WON-LOST RECORD ROAD RECORD STRENGTH OF SCHEDULE
Average NET Loss: 158

DIV. I ONLY	1- 16	0- 14	142
DIV. I NON-CONF.	1- 12	0- 11	138
Quadrant 1		Quadrant 2	Quadrant 3
OVERALL	0-2	0-4	0-7
HOME	0-0	0-0	0-0
AWAY	0-2	0-4	0-7
NEUTRAL	0-0	0-0	0-0
NON-CONFERENCE	0-2	0-3	0-5
HOME	0-0	0-0	0-0
AWAY	0-2	0-3	0-5
NEUTRAL	0-0	0-0	0-0
		Quadrant 4	TOTALS
		1-3	1- 16
		1-1	1- 1
		0-1	0- 14
		0-1	0- 1
		1-2	1- 12
		1-0	1- 0
		0-1	0- 11
		0-1	0- 1

Q1: (H:1-30)(N:1-50)(A:1-75) 0-2 overall, 0-2 non_conference					Q2: (H:31-75)(N:51-100)(A:76-135) 0-4 overall, 0-3 non_conference					Q3: (H:76-160)(N:101-200)(A:136-240) 0-7 overall, 0-5 non_conference					Q4: (H:161+)(N:201+)(A:241+) 1-3 overall, 1-2 non_conference								
NET	S	Opponent	Score		NET	S	Opponent	Score		NET	S	Opponent	Score		NET	S	Opponent	Score					
(H 1-15)(N 1-25)(A 1-40)					(H 31-55)(N 51-75)(A 76-100)					(H 76-160)(N 101-200)(A 136-240)					(H:161+)(N:201+)(A:241+)								
34	A	Indiana	55	104	1106	78	A	Notre Dame	62	89	1108	136	A	Northern Ill.	59	***	1222	214	H	California Baptist	75	77	0112
-----					81	A	ETSU	61	86	1119	141	A	Central Mich.	60	***	1109	288	H	Eastern Ill.	80	72	1201	
(H 16-30)(N 26-50)(A 41-75)					95	A	Grand Canyon	46	80	0117	144	A	Akron	46	87	1116	304	A	Western Ill.	52	81	1220	
57	A	Northwestern	46	88	1217	96	A	DePaul	70	104	1212	170	A	CSU Bakersfield	73	86	0119	330	N	Jackson St.	68	81	1120
-----					(H 56-75)(N 76-100)(A 101-135)					-----					Upcoming Games								
Upcoming Games					-----					Upcoming Games					Upcoming Games								
75	A	New Mexico St.	0202		75	H	New Mexico St.	0302		95	H	Grand Canyon	0216		169	H	Seattle U	0124					
					127	A	Utah Valley	0221		127	H	Utah Valley	0126		170	H	CSU Bakersfield	0214					
															200	H	UTRGV	0228					
															231	H	UMKC	0309					

Non-Div I Games: Trinity Christian 84 82 East-West II 90 67

Average NET Win: 329

WON-LOST

ROAD

STRENGTH

Average NET Loss: 187

RECORD

RECORD

OF SCHEDULE

DIV. I ONLY	2- 16	0- 11	304
DIV. I NON-CONF.	2- 11	0- 8	312
<hr/>			
	Quadrant 1	Quadrant 2	Quadrant 3
OVERALL	0-3	0-3	0-2
HOME	0-0	0-1	0-0
AWAY	0-3	0-2	0-2
NEUTRAL	0-0	0-0	0-0
NON-CONFERENCE	0-2	0-2	0-2
HOME	0-0	0-0	0-0
AWAY	0-2	0-2	0-2
NEUTRAL	0-0	0-0	0-0
			Quadrant 4
			2-8
			2-4
			0-4
			0-0
			2-5
			2-3
			0-2
			0-0
			TOTALS
			2- 16
			2- 5
			0- 11
			0- 0
			2- 11
			2- 3
			0- 8
			0- 0

Q1: (H:1-30)(N:1-50)(A:1-75) 0-3 overall, 0-2 non_conference				Q2: (H:31-75)(N:51-100)(A:76-135) 0-3 overall, 0-2 non_conference				Q3: (H:76-160)(N:101-200)(A:136-240) 0-2 overall, 0-2 non_conference				Q4: (H:161+)(N:201+)(A:241+) 2-8 overall, 2-5 non_conference			
NET S Opponent Score	(H 1-15)(N 1-25)(A 1-40)			NET S Opponent Score	(H 31-55)(N 51-75)(A 76-100)			NET S Opponent Score	(H 76-160)(N 101-200)(A 136-240)			NET S Opponent Score	(H 161+)(N 201+)(A 241+)		
2 A Duke	49	113	1201	53 H Liberty	53	71	0109	194 A Missouri St.	70	83	1111	188 H North Florida	77	87	0116
36 A UCF	65	90	1216	98 A Southern California	59	95	1114	235 A Longwood	63	77	1221	246 H Robert Morris	72	81	1119
<hr/>				<hr/>				<hr/>				<hr/>			
(H 16-30)(N 26-50)(A 41-75)				(H 56-75)(N 76-100)(A 101-135)				Upcoming Games				Upcoming Games			
46 A Lipscomb	71	95	0112	108 A South Fla.	71	75	1128	160 H NJIT			0124	256 A FGCU	65	87	0121
<hr/>				<hr/>				160 A NJIT			0220	276 H Marist	75	79	1208
Upcoming Games				Upcoming Games				188 A North Florida			0226	304 H Western Ill.	68	64	1205
53 A Liberty			0205	46 H Lipscomb			0127					305 A North Ala.	62	63	0119
												314 A Bethune-Cookman	74	84	1126
												316 A Southeastern La.	57	69	1117
												321 H VMI	79	87	1123
												353 H UNC Asheville	80	74	1218
												<hr/>			
												Upcoming Games			
												256 H FGCU			0216
												294 A Jacksonville			0130
												294 H Jacksonville			0213
												305 H North Ala.			0223
												344 H Kennesaw St.			0202
												344 A Kennesaw St.			0301

Non-Div I Games: Edward Waters 72 65 Johnson (FI) 116 66

STRENGTH

STRENGTH OF SCHEDULE

DIV. I ONLY		2- 17	0- 11	328	
DIV. I NON-CONF.		1- 13	0- 9	251	
	Quadrant 1	Quadrant 2	Quadrant 3	Quadrant 4	TOTALS
OVERALL	0-1	0-2	0-6	2-8	2- 17
HOME	0-0	0-0	0-2	1-3	1- 5
AWAY	0-1	0-2	0-4	0-4	0- 11
NEUTRAL	0-0	0-0	0-0	1-1	1- 1
NON-CONFERENCE	0-1	0-2	0-6	1-4	1- 13
HOME	0-0	0-0	0-2	0-1	0- 3
AWAY	0-1	0-2	0-4	0-2	0- 9
NEUTRAL	0-0	0-0	0-0	1-1	1- 1

[illegible]

Non-Div I Games:

Average NET Win: 208 WON-LOST ROAD STRENGTH
Average NET Loss: 218 RECORD RECORD OF SCHEDULE

DIV. I ONLY	1- 16	1- 11	296
DIV. I NON-CONF.	1- 10	1- 8	154
Quadrant 1		Quadrant 2	Quadrant 3
OVERALL	0-0	0-2	1-7
HOME	0-0	0-0	0-2
AWAY	0-0	0-2	1-5
NEUTRAL	0-0	0-0	0-0
NON-CONFERENCE	0-0	0-2	1-7
HOME	0-0	0-0	0-2
AWAY	0-0	0-2	1-5
NEUTRAL	0-0	0-0	0-0
		Quadrant 4	TOTALS
		0-7	1- 16
		0-3	0- 5
		0-4	1- 11
		0-0	0- 0
		0-1	1- 10
		0-0	0- 2
		0-1	1- 8
		0-0	0- 0

Q1: (H:1-30)(N:1-50)(A:1-75) 0-0 overall, 0-0 non_conference			Q2: (H:31-75)(N:51-100)(A:76-135) 0-2 overall, 0-2 non_conference			Q3: (H:76-160)(N:101-200)(A:136-240) 1-7 overall, 1-7 non_conference			Q4: (H:161+)(N:201+)(A:241+) 0-7 overall, 0-1 non_conference		
NET S Opponent Score			NET S Opponent Score			NET S Opponent Score			NET S Opponent Score		
(H 1-15)(N 1-25)(A 1-40)			(H 31-55)(N 51-75)(A 76-100)			(H 76-160)(N 101-200)(A 136-240)			(H:161+)(N:201+)(A:241+)		
-----			77 A Ball St.	57	116 1229	92 H Penn	48	76 1127	253 H N.C. A&T	70	93 0112
(H 16-30)(N 26-50)(A 41-75)			95 A Grand Canyon	47	89 1110	119 H Jacksonville St.	54	81 1208	258 A Norfolk St.	63	77 0105
-----			-----			159 A Weber St.	69	83 1222	290 A Loyola Maryland	62	91 1113
Upcoming Games			(H 56-75)(N 76-100)(A 101-135)			181 A St. Bonaventure	61	90 1201	314 A Bethune-Cookman	49	69 0119
			-----			197 A Washington St.	52	80 1124	322 H N.C. Central	70	71 0114
			Upcoming Games			208 A Delaware	73	71 1219	325 A Florida A&M	47	60 0121
						226 A East Carolina	56	81 1106	346 H Coppin St.	60	64 0107
						235 A Longwood	73	89 1116	-----		
						Upcoming Games			Upcoming Games		
									253 A N.C. A&T		0209
									258 H Norfolk St.		0304
									322 A N.C. Central		0211
									326 A Howard		0126
									327 H Morgan St.		0302
									338 H South Carolina St.		0204
									342 H Savannah St.		0202
									346 A Coppin St.		0225
									352 H UMES		0223
									352 A UMES		0307

Non-Div I Games:	Cairn	102 66	St Elizabeth	80 47
------------------	-------	--------	--------------	-------

Average NET Win: 333

WON-LOST

ROAD

STRENGTH

Average NET Loss: 185

RECORD

ROAD RECORD

STRENGTH OF SCHEDULE

DIV. I ONLY		2- 16	0- 14	325	
DIV. I NON-CONF.		1- 12	0- 11	170	
<hr/>					
	Quadrant 1	Quadrant 2	Quadrant 3	Quadrant 4	TOTALS
OVERALL	0-3	0-4	0-3	2-6	2- 16
HOME	0-0	0-0	0-0	2-2	2- 2
AWAY	0-3	0-4	0-3	0-4	0- 14
NEUTRAL	0-0	0-0	0-0	0-0	0- 0
NON-CONFERENCE	0-3	0-4	0-3	1-2	1- 12
HOME	0-0	0-0	0-0	1-1	1- 1
AWAY	0-3	0-4	0-3	0-1	0- 11
NEUTRAL	0-0	0-0	0-0	0-0	0- 0

[illegible]

n-Div I Games: R11st 102 62

STRENGTH

RECORD

RECORD

OF SCHEDULE

DIV. I ONLY		1- 18	1- 13	134	
DIV. I NON-CONF.		0- 13	0- 11	15	
	Quadrant 1	Quadrant 2	Quadrant 3	Quadrant 4	TOTALS
OVERALL	0-4	0-2	0-5	1-7	1- 18
HOME	0-0	0-0	0-0	0-5	0- 5
AWAY	0-4	0-2	0-5	1-2	1- 13
NEUTRAL	0-0	0-0	0-0	0-0	0- 0
NON-CONFERENCE	0-4	0-2	0-5	0-2	0- 13
HOME	0-0	0-0	0-0	0-2	0- 2
AWAY	0-4	0-2	0-5	0-0	0- 11
NEUTRAL	0-0	0-0	0-0	0-0	0- 0

[illegible]

Non-Div I Games: Central Penn	77	52	Chestnut Hill	68	62
-------------------------------	----	----	---------------	----	----

STRENGTH

WON LOS RECORD

ROAD RECORD

STRENGTH OF SCHEDULE

DIV. I ONLY		0- 17	0- 10	208	
DIV. I NON-CONF.		0- 11	0- 7	236	
	Quadrant 1	Quadrant 2	Quadrant 3	Quadrant 4	TOTALS
OVERALL	0-3	0-3	0-5	0-6	0- 17
HOME	0-0	0-1	0-2	0-2	0- 5
AWAY	0-3	0-2	0-2	0-3	0- 10
NEUTRAL	0-0	0-0	0-1	0-1	0- 2
NON-CONFERENCE	0-3	0-3	0-1	0-4	0- 11
HOME	0-0	0-1	0-0	0-1	0- 2
AWAY	0-3	0-2	0-0	0-2	0- 7
NEUTRAL	0-0	0-0	0-1	0-1	0- 2

Q1: (H:1-30)(N:1-50)(A:1-75) 0-3 overall, 0-3 non_conference					Q2: (H:31-75)(N:51-100)(A:76-135) 0-3 overall, 0-3 non_conference					Q3: (H:76-160)(N:101-200)(A:136-240) 0-5 overall, 0-1 non_conference					Q4: (H:161+)(N:201+)(A:241+) 0-6 overall, 0-4 non_conference																			
NET	S	Opponent	Score		NET	S	Opponent	Score		NET	S	Opponent	Score		NET	S	Opponent	Score																
(H 1-15)(N 1-25)(A 1-40)					(H 31-55)(N 51-75)(A 76-100)					(H 76-160)(N 101-200)(A 136-240)					(H 161+)(N 201+)(A 241+)																			
23	A	Auburn	41	67	1204	89	A	Vanderbilt	59	90	1231	91	H	Radford	63	71	0119	248	H	Campbell	53	70	0116											
26	A	NC State	49	100	1113							149	H	Winthrop	65	80	0105	271	A	Hampton	61	83	0112											
29	A	Wofford	49	92	1215							149	A	Winthrop	45	66	0121	285	H	Western Caro.	59	71	1208											
-----					(H 56-75)(N 76-100)(A 101-135)					-----					186					N	Coastal Caro.	52	78	1117	334	A	UT Martin	70	87	1201				
(H 16-30)(N 26-50)(A 41-75)										63					H	Furman	51	65	1125	Upcoming Games					335					N	Manhattan	38	54	1118
-----					109					A	Northern Ky.	50	77	1116	Upcoming Games					-----					348					A	Stetson	74	80	1218
Upcoming Games					Upcoming Games					157					A	Gardner-Webb			0202	Upcoming Games					-----									
										157					H	Gardner-Webb			0221	202					H	Presbyterian			0223					
										202					A	Presbyterian			0207	230					H	High Point			0302					
										230					A	High Point			0126	293					H	Charleston So.			0209					
																				293					A	Charleston So.			0227					
																				331					H	USC Upstate			0130					
																				331					A	USC Upstate			0213					

Non-Div I Games:	Fayetteville St	63	80	St Andrews	87	47	Milligan	86	76
------------------	-----------------	----	----	------------	----	----	----------	----	----